

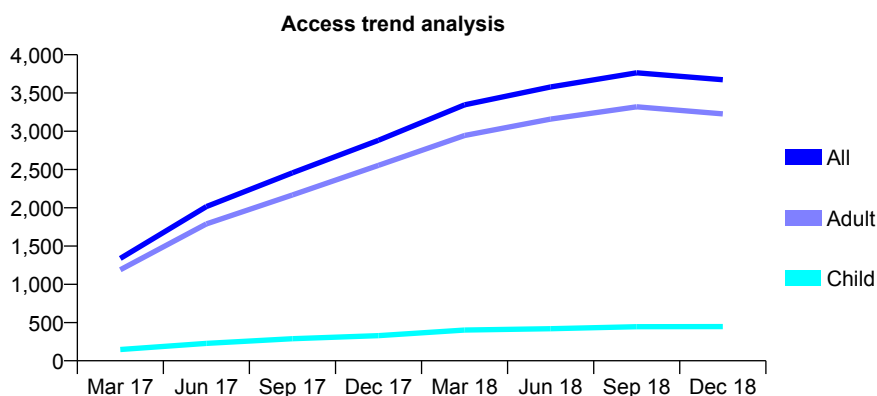
Q61 - Vital Signs At a Glance Contract Report for 100170/0000 - December 2018

Name or company name	Nilesh Patel
Contract type name	PDS Contract
Purpose of contract	General
Contract start date	01/06/2016
Contract end date	31/05/2021

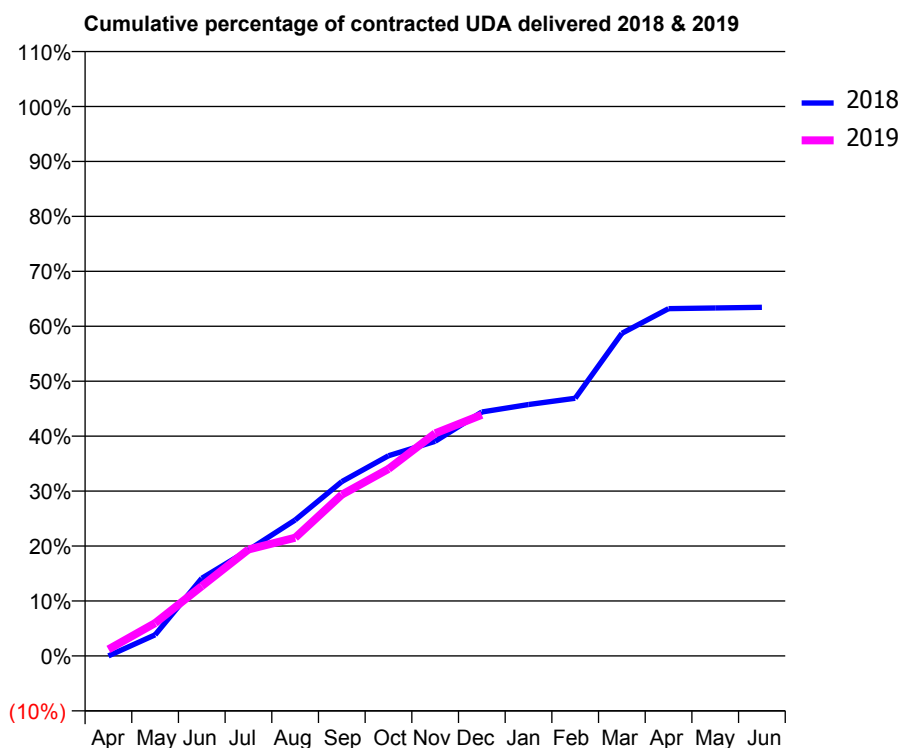
18/19 Contracted general activity (UDA)	8,650
Carry forward general activity (UDA)	0
18/19 Contracted orthodontic activity (UOA)	0
Carry forward orthodontic activity (UOA)	0
Baseline contract value	£445,283.25

ACCESS*

Patients seen in 24 months	Total	Change since previous quarter
Quarter ending December 2017	2,882	
Quarter ending March 2018	3,346	↑
Quarter ending June 2018	3,579	↑
Quarter ending September 2018	3,764	↑
Quarter ending December 2018	3,674	↓
Variance since December 2017	27.5%	↑



ACTIVITY



Month	Adjusted Scheduled Activity (UDA)	
	2018	2019
April	0	103
May	332	518
June	1,223	1,098
July	1,668	1,676
August	2,141	1,860
September	2,745	2,538
October	3,151	2,944
November	3,378	3,505
December	3,840	3,795
January	3,957	
February	4,057	
March	5,080	
April	5,467	
May	5,477	
June	5,487	

QUALITY

	Quantity	Base Number	Contract	AT	Region	England
% of FP17s for the same patient ID Re-attending within 3 months - Children	16	548	2.9%	10.7%	11.8%	11.8%
% of FP17s for the same patient ID Re-attending within 3 months - Adults	62	3,033	2.0%	15.9%	16.7%	15.6%
% of FP17s for the same patient ID Re-attending between 3 & 9 months - Children	1	548	0.2%	44.8%	48.6%	58.8%
% of FP17s for the same patient ID Re-attending between 3 & 9 months - Adults	34	3,033	1.1%	37.0%	39.1%	51.0%
% of FP17s for Band 1 Urgent Courses	3,128	3,146	99.4%	10.9%	10.6%	9.0%
% of FP17s Relating to Free Repair or Replacements	0	3,146	0.0%	0.5%	0.5%	0.8%
% of FP17s Relating to Continuations	0	3,146	0.0%	0.7%	0.7%	0.9%
% of Patients satisfied with the dentistry they have received	0	0	N/A	90.9%	90.2%	93.2%
% of Patients satisfied with the time they had to wait for an appointment	0	0	N/A	82.1%	85.0%	88.3%

* This is based on patients treated on this contract for their most recent course of treatment. Figures in italics indicate the base number of FP17s or Patient Questionnaire responses are less than 100. N/A is shown where the base number of responses is less than 10 during the period. % is calculated as Quantity/Base number*100

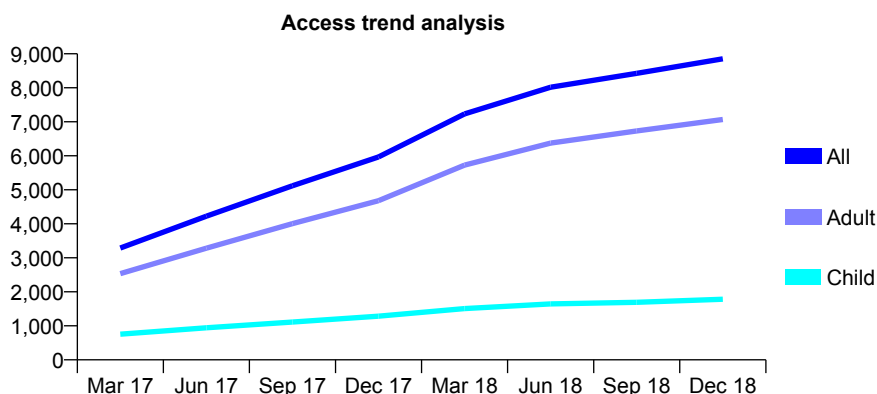
Q61 - Vital Signs At a Glance Contract Report for 100175/0000 - December 2018

Name or company name	Nilesh Patel
Contract type name	PDS Contract
Purpose of contract	General
Contract start date	13/06/2016
Contract end date	12/06/2023

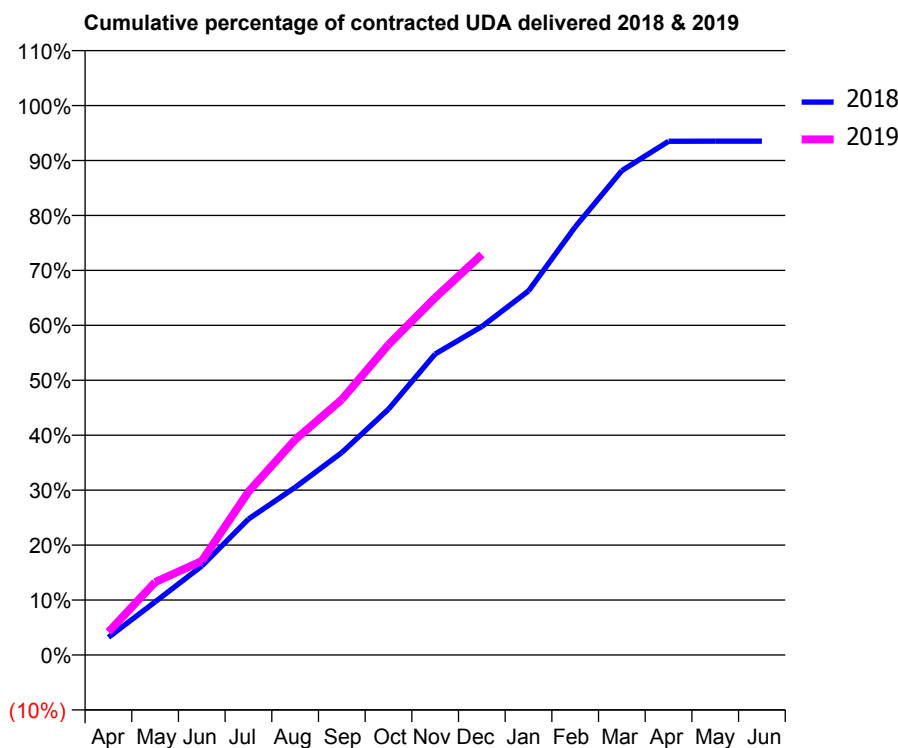
18/19 Contracted general activity (UDA)	18,000
Carry forward general activity (UDA)	0
18/19 Contracted orthodontic activity (UOA)	0
Carry forward orthodontic activity (UOA)	0
Baseline contract value	£323,943.33

ACCESS*

Patients seen in 24 months	Total	Change since previous quarter
Quarter ending December 2017	5,965	
Quarter ending March 2018	7,232	↑
Quarter ending June 2018	8,019	↑
Quarter ending September 2018	8,424	↑
Quarter ending December 2018	8,851	↑
Variance since December 2017	48.4%	↑



ACTIVITY



Month	Adjusted Scheduled Activity (UDA)	
	2018	2019
April	579	752
May	1,743	2,385
June	2,914	3,082
July	4,455	5,347
August	5,492	7,051
September	6,634	8,373
October	8,052	10,166
November	9,861	11,704
December	10,760	13,120
January	11,928	
February	14,025	
March	15,867	
April	16,828	
May	16,831	
June	16,831	

QUALITY

	Quantity	Base Number	Contract	AT	Region	England
% of FP17s for the same patient ID Re-attending within 3 months - Children	152	1,821	8.3%	10.7%	11.8%	11.8%
% of FP17s for the same patient ID Re-attending within 3 months - Adults	732	5,914	12.4%	15.9%	16.7%	15.6%
% of FP17s for the same patient ID Re-attending between 3 & 9 months - Children	746	1,821	41.0%	44.8%	48.6%	58.8%
% of FP17s for the same patient ID Re-attending between 3 & 9 months - Adults	1,482	5,914	25.1%	37.0%	39.1%	51.0%
% of FP17s for Band 1 Urgent Courses	2,283	7,188	31.8%	10.9%	10.6%	9.0%
% of FP17s Relating to Free Repair or Replacements	17	7,188	0.2%	0.5%	0.5%	0.8%
% of FP17s Relating to Continuations	18	7,188	0.3%	0.7%	0.7%	0.9%
% of Patients satisfied with the dentistry they have received	2	2	N/A	90.9%	90.2%	93.2%
% of Patients satisfied with the time they had to wait for an appointment	2	2	N/A	82.1%	85.0%	88.3%

* This is based on patients treated on this contract for their most recent course of treatment. Figures in italics indicate the base number of FP17s or Patient Questionnaire responses are less than 100. N/A is shown where the base number of responses is less than 10 during the period. % is calculated as Quantity/Base number*100

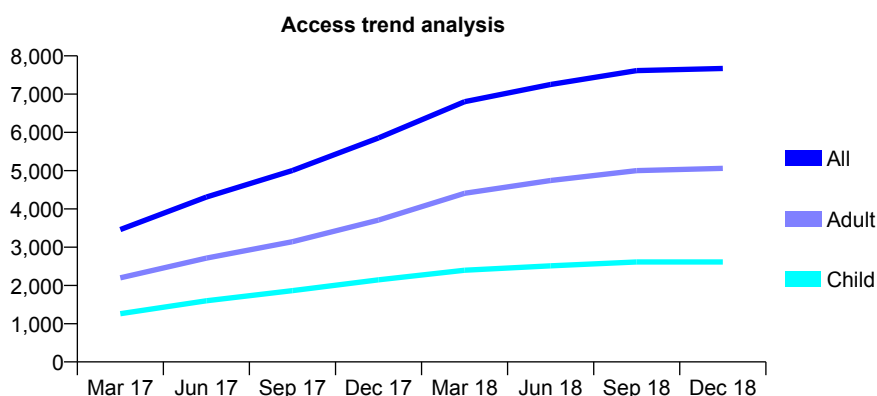
Q61 - Vital Signs At a Glance Contract Report for 100207/0000 - December 2018

Name or company name	Preventdent Limited
Contract type name	GDS Contract
Purpose of contract	General
Contract start date	19/08/2016
Contract end date	

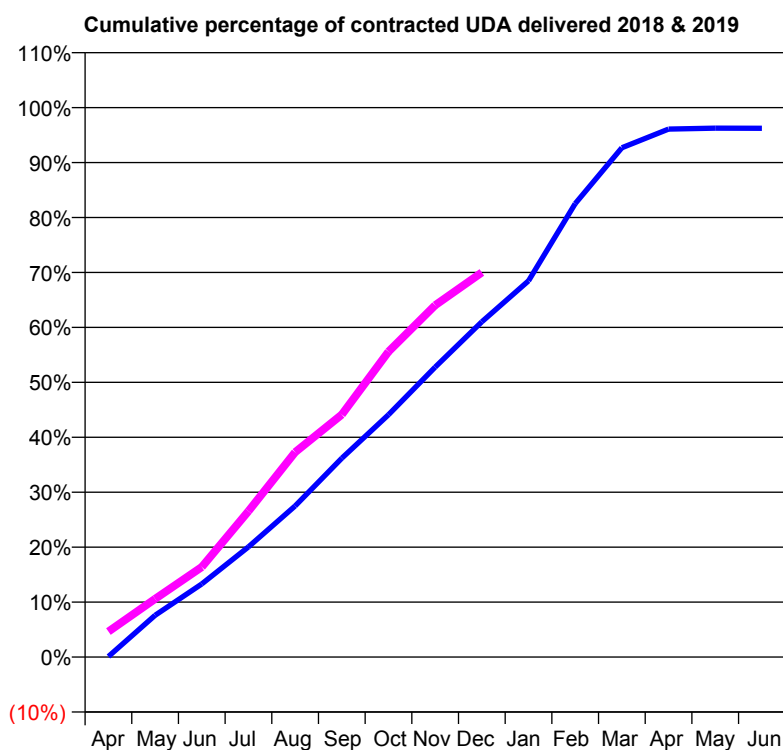
18/19 Contracted general activity (UDA)	18,367
Carry forward general activity (UDA)	97
18/19 Contracted orthodontic activity (UOA)	0
Carry forward orthodontic activity (UOA)	0
Baseline contract value	£646,890.56

ACCESS*

Patients seen in 24 months	Total	Change since previous quarter
Quarter ending December 2017	5,854	
Quarter ending March 2018	6,804	↑
Quarter ending June 2018	7,252	↑
Quarter ending September 2018	7,614	↑
Quarter ending December 2018	7,672	→
Variance since December 2017	31.1%	↑



ACTIVITY



Month	Adjusted Scheduled Activity (UDA)	
	2018	2019
April	20	855
May	1,395	1,948
June	2,444	3,010
July	3,686	4,877
August	5,052	6,850
September	6,649	8,107
October	8,100	10,211
November	9,690	11,761
December	11,206	12,858
January	12,576	
February	15,158	
March	17,025	
April	17,647	
May	17,677	
June	17,674	

QUALITY

	Quantity	Base Number	Contract	AT	Region	England
% of FP17s for the same patient ID Re-attending within 3 months - Children	226	2,793	8.1%	10.7%	11.8%	11.8%
% of FP17s for the same patient ID Re-attending within 3 months - Adults	660	4,527	14.6%	15.9%	16.7%	15.6%
% of FP17s for the same patient ID Re-attending between 3 & 9 months - Children	1,617	2,793	57.9%	44.8%	48.6%	58.8%
% of FP17s for the same patient ID Re-attending between 3 & 9 months - Adults	1,798	4,527	39.7%	37.0%	39.1%	51.0%
% of FP17s for Band 1 Urgent Courses	656	6,435	10.2%	10.9%	10.6%	9.0%
% of FP17s Relating to Free Repair or Replacements	18	6,435	0.3%	0.5%	0.5%	0.8%
% of FP17s Relating to Continuations	4	6,435	0.1%	0.7%	0.7%	0.9%
% of Patients satisfied with the dentistry they have received	2	2	N/A	90.9%	90.2%	93.2%
% of Patients satisfied with the time they had to wait for an appointment	2	2	N/A	82.1%	85.0%	88.3%

* This is based on patients treated on this contract for their most recent course of treatment. Figures in italics indicate the base number of FP17s or Patient Questionnaire responses are less than 100. N/A is shown where the base number of responses is less than 10 during the period. % is calculated as Quantity/Base number*100

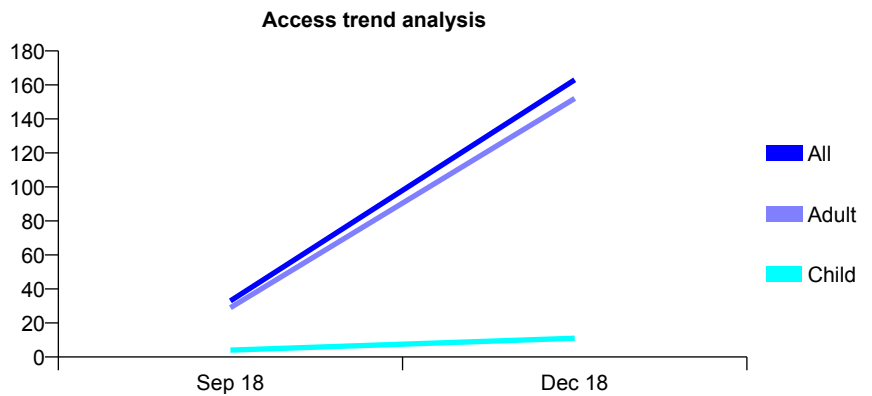
Q61 - Vital Signs At a Glance Contract Report for 100670/0000 - December 2018

Name or company name	Kent Community Health NHS Foundation T
Contract type name	PDS Contract
Purpose of contract	General
Contract start date	01/07/2018
Contract end date	30/06/2021

18/19 Contracted general activity (UDA)	2,925
Carry forward general activity (UDA)	0
18/19 Contracted orthodontic activity (UOA)	0
Carry forward orthodontic activity (UOA)	0
Baseline contract value	£155,646.66

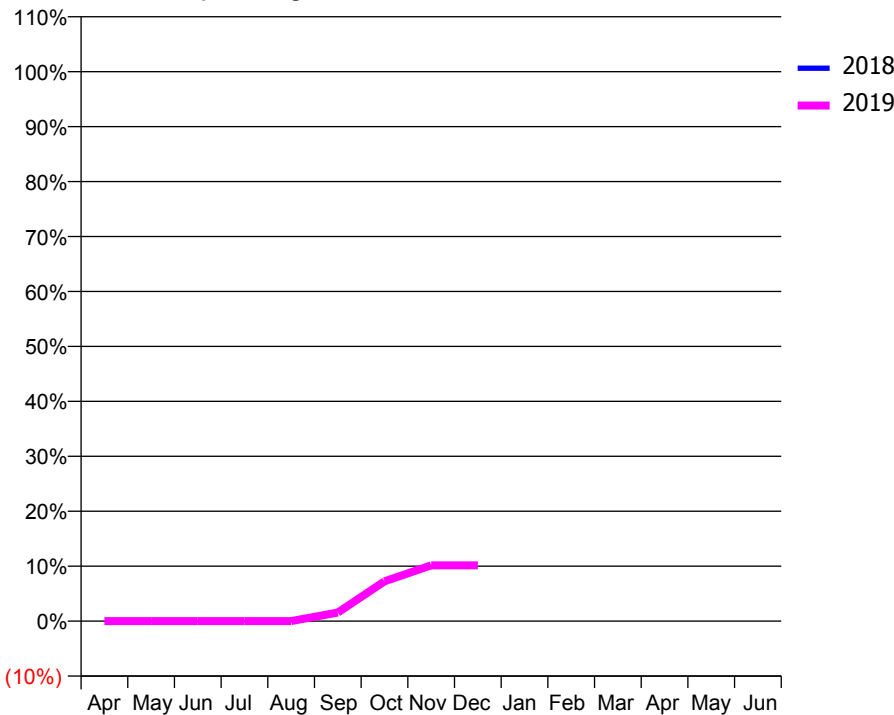
ACCESS*

Patients seen in 24 months	Total	Change since previous quarter
Quarter ending December 2017	0	
Quarter ending March 2018	0	
Quarter ending June 2018	0	
Quarter ending September 2018	33	↑
Quarter ending December 2018	163	↑
Variance since December 2017	N/A	



ACTIVITY

Cumulative percentage of contracted UDA delivered 2018 & 2019



Month	Adjusted Scheduled Activity (UDA)	
	2018	2019
April	0	0
May	0	0
June	0	0
July	0	0
August	0	0
September	0	46
October	0	212
November	0	297
December	0	297
January	0	
February	0	
March	0	
April	0	
May	0	
June	0	

QUALITY

	Quantity	Base Number	Contract	AT	Region	England
% of FP17s for the same patient ID Re-attending within 3 months - Children	0	11	0.0%	10.7%	11.8%	11.8%
% of FP17s for the same patient ID Re-attending within 3 months - Adults	0	106	0.0%	15.9%	16.7%	15.6%
% of FP17s for the same patient ID Re-attending between 3 & 9 months - Children	0	11	0.0%	44.8%	48.6%	58.8%
% of FP17s for the same patient ID Re-attending between 3 & 9 months - Adults	0	106	0.0%	37.0%	39.1%	51.0%
% of FP17s for Band 1 Urgent Courses	0	117	0.0%	10.9%	10.6%	9.0%
% of FP17s Relating to Free Repair or Replacements	0	117	0.0%	0.5%	0.5%	0.8%
% of FP17s Relating to Continuations	0	117	0.0%	0.7%	0.7%	0.9%
% of Patients satisfied with the dentistry they have received	0	0	N/A	90.9%	90.2%	93.2%
% of Patients satisfied with the time they had to wait for an appointment	0	0	N/A	82.1%	85.0%	88.3%

* This is based on patients treated on this contract for their most recent course of treatment. Figures in italics indicate the base number of FP17s or Patient Questionnaire responses are less than 100. N/A is shown where the base number of responses is less than 10 during the period. % is calculated as Quantity/Base number*100

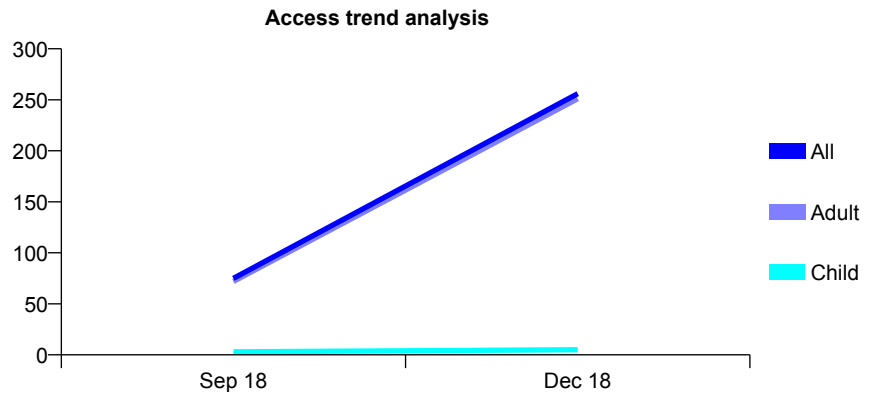
Q61 - Vital Signs At a Glance Contract Report for 100686/0000 - December 2018

Name or company name	Visiting Specialist Services Limited
Contract type name	PDS Contract
Purpose of contract	General
Contract start date	01/07/2018
Contract end date	30/06/2020

18/19 Contracted general activity (UDA)	1,755
Carry forward general activity (UDA)	0
18/19 Contracted orthodontic activity (UOA)	0
Carry forward orthodontic activity (UOA)	0
Baseline contract value	£93,388.00

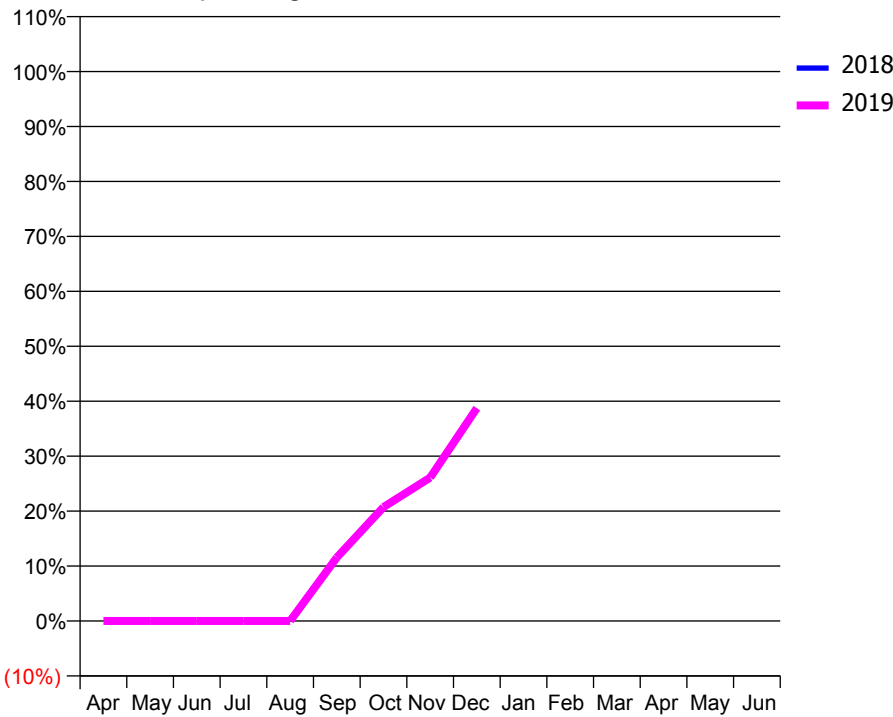
ACCESS*

Patients seen in 24 months	Total	Change since previous quarter
Quarter ending December 2017	0	
Quarter ending March 2018	0	
Quarter ending June 2018	0	
Quarter ending September 2018	75	↑
Quarter ending December 2018	256	↑
Variance since December 2017	N/A	



ACTIVITY

Cumulative percentage of contracted UDA delivered 2018 & 2019



Month	Adjusted Scheduled Activity (UDA)	
	2018	2019
April	0	0
May	0	0
June	0	0
July	0	0
August	0	0
September	0	203
October	0	364
November	0	458
December	0	680
January	0	
February	0	
March	0	
April	0	
May	0	
June	0	

QUALITY

	Quantity	Base Number	Contract	AT	Region	England
% of FP17s for the same patient ID Re-attending within 3 months - Children	0	5	0.0%	10.7%	11.8%	11.8%
% of FP17s for the same patient ID Re-attending within 3 months - Adults	2	253	0.8%	15.9%	16.7%	15.6%
% of FP17s for the same patient ID Re-attending between 3 & 9 months - Children	0	5	0.0%	44.8%	48.6%	58.8%
% of FP17s for the same patient ID Re-attending between 3 & 9 months - Adults	0	253	0.0%	37.0%	39.1%	51.0%
% of FP17s for Band 1 Urgent Courses	0	258	0.0%	10.9%	10.6%	9.0%
% of FP17s Relating to Free Repair or Replacements	0	258	0.0%	0.5%	0.5%	0.8%
% of FP17s Relating to Continuations	0	258	0.0%	0.7%	0.7%	0.9%
% of Patients satisfied with the dentistry they have received	0	0	N/A	90.9%	90.2%	93.2%
% of Patients satisfied with the time they had to wait for an appointment	0	0	N/A	82.1%	85.0%	88.3%

* This is based on patients treated on this contract for their most recent course of treatment. Figures in italics indicate the base number of FP17s or Patient Questionnaire responses are less than 100. N/A is shown where the base number of responses is less than 10 during the period. % is calculated as Quantity/Base number*100

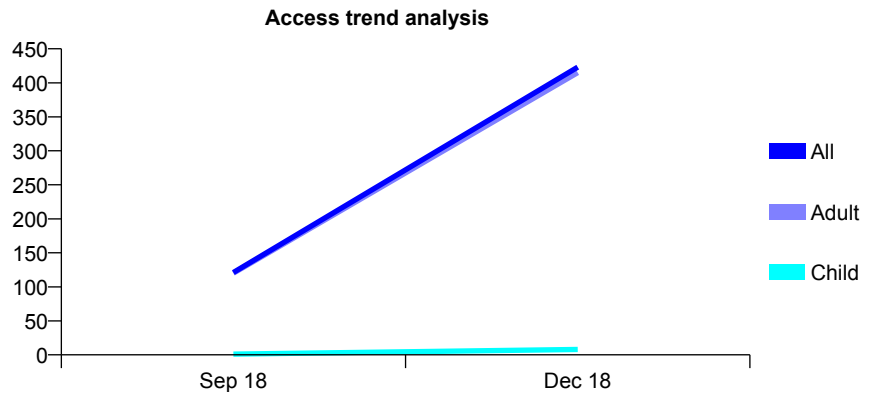
Q61 - Vital Signs At a Glance Contract Report for 100702/0000 - December 2018

Name or company name	Mos Solutions Ltd
Contract type name	PDS Contract
Purpose of contract	General
Contract start date	01/07/2018
Contract end date	30/06/2021

18/19 Contracted general activity (UDA)	2,340
Carry forward general activity (UDA)	0
18/19 Contracted orthodontic activity (UOA)	0
Carry forward orthodontic activity (UOA)	0
Baseline contract value	£124,517.32

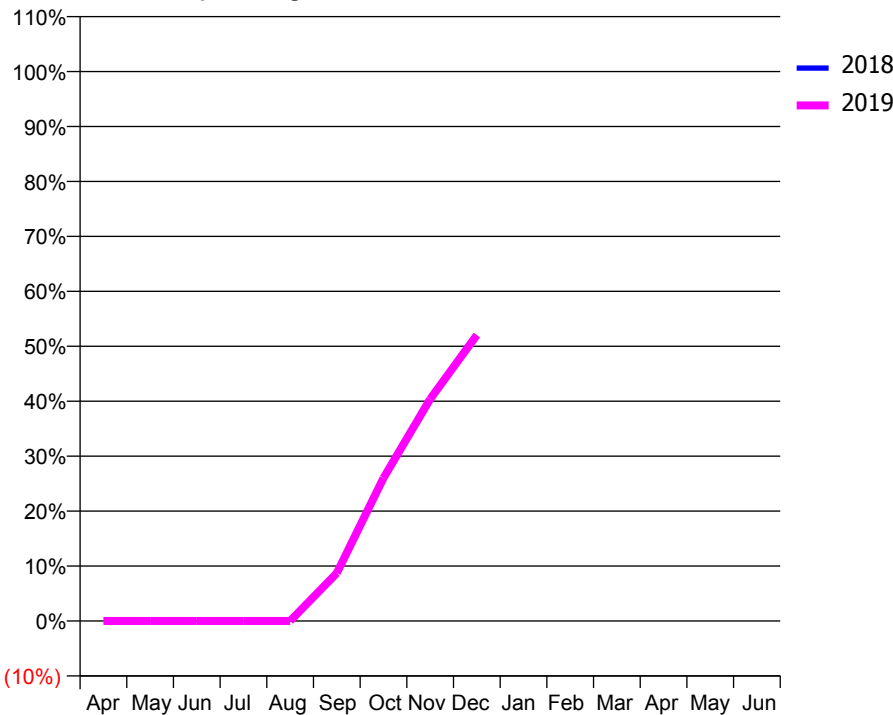
ACCESS*

Patients seen in 24 months	Total	Change since previous quarter
Quarter ending December 2017	0	
Quarter ending March 2018	0	
Quarter ending June 2018	0	
Quarter ending September 2018	121	↑
Quarter ending December 2018	423	↑
Variance since December 2017	N/A	



ACTIVITY

Cumulative percentage of contracted UDA delivered 2018 & 2019



Month	Adjusted Scheduled Activity (UDA)	
	2018	2019
April	0	0
May	0	0
June	0	0
July	0	0
August	0	0
September	0	204
October	0	609
November	0	945
December	0	1,218
January	0	
February	0	
March	0	
April	0	
May	0	
June	0	

QUALITY

	Quantity	Base Number	Contract	AT	Region	England
% of FP17s for the same patient ID Re-attending within 3 months - Children	0	6	0.0%	10.7%	11.8%	11.8%
% of FP17s for the same patient ID Re-attending within 3 months - Adults	0	400	0.0%	15.9%	16.7%	15.6%
% of FP17s for the same patient ID Re-attending between 3 & 9 months - Children	0	6	0.0%	44.8%	48.6%	58.8%
% of FP17s for the same patient ID Re-attending between 3 & 9 months - Adults	0	400	0.0%	37.0%	39.1%	51.0%
% of FP17s for Band 1 Urgent Courses	0	406	0.0%	10.9%	10.6%	9.0%
% of FP17s Relating to Free Repair or Replacements	0	406	0.0%	0.5%	0.5%	0.8%
% of FP17s Relating to Continuations	0	406	0.0%	0.7%	0.7%	0.9%
% of Patients satisfied with the dentistry they have received	0	0	N/A	90.9%	90.2%	93.2%
% of Patients satisfied with the time they had to wait for an appointment	0	0	N/A	82.1%	85.0%	88.3%

* This is based on patients treated on this contract for their most recent course of treatment. Figures in italics indicate the base number of FP17s or Patient Questionnaire responses are less than 100. N/A is shown where the base number of responses is less than 10 during the period. % is calculated as Quantity/Base number*100

Q61 - Vital Signs At a Glance Contract Report for 100794/0000 - December 2018


Name or company name	Oral Surgery Ltd
Contract type name	PDS Contract
Purpose of contract	General
Contract start date	01/07/2018
Contract end date	30/06/2021

18/19 Contracted general activity (UDA)	1,755
Carry forward general activity (UDA)	0
18/19 Contracted orthodontic activity (UOA)	0
Carry forward orthodontic activity (UOA)	0
Baseline contract value	£93,388.00

ACCESS*

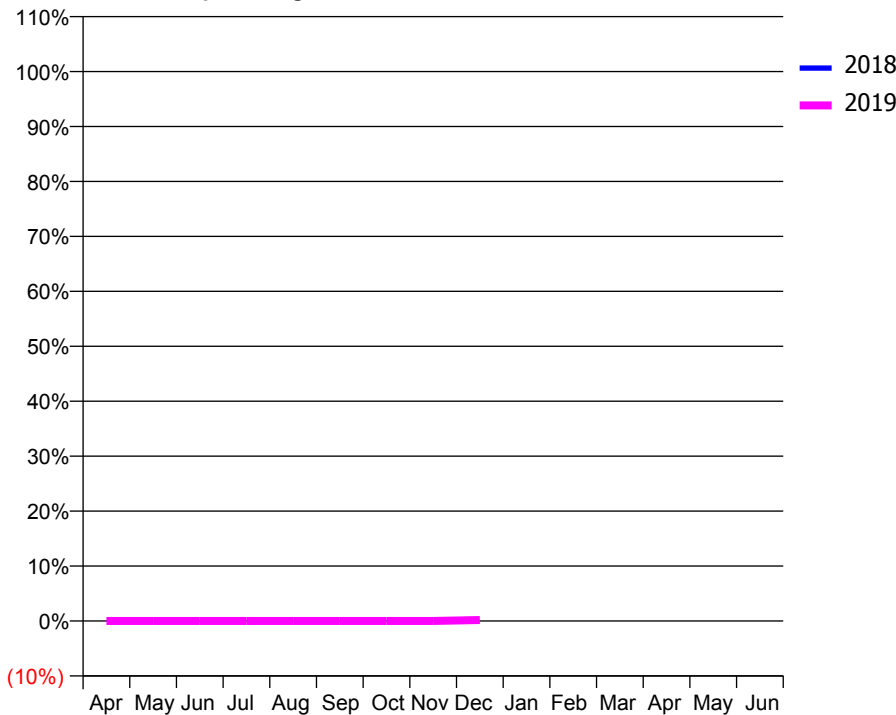
Patients seen in 24 months	Total	Change since previous quarter
Quarter ending December 2017	0	
Quarter ending March 2018	0	
Quarter ending June 2018	0	
Quarter ending September 2018	0	
Quarter ending December 2018	24	↑
Variance since December 2017	N/A	

Access trend analysis



ACTIVITY

Cumulative percentage of contracted UDA delivered 2018 & 2019



Month	Adjusted Scheduled Activity (UDA)	
	2018	2019
April	0	0
May	0	0
June	0	0
July	0	0
August	0	0
September	0	0
October	0	0
November	0	0
December	0	3
January	0	
February	0	
March	0	
April	0	
May	0	
June	0	

QUALITY

	Quantity	Base Number	Contract	AT	Region	England
% of FP17s for the same patient ID Re-attending within 3 months - Children	0	0	N/A	10.7%	11.8%	11.8%
% of FP17s for the same patient ID Re-attending within 3 months - Adults	0	27	0.0%	15.9%	16.7%	15.6%
% of FP17s for the same patient ID Re-attending between 3 & 9 months - Children	0	0	N/A	44.8%	48.6%	58.8%
% of FP17s for the same patient ID Re-attending between 3 & 9 months - Adults	0	27	0.0%	37.0%	39.1%	51.0%
% of FP17s for Band 1 Urgent Courses	0	27	0.0%	10.9%	10.6%	9.0%
% of FP17s Relating to Free Repair or Replacements	0	27	0.0%	0.5%	0.5%	0.8%
% of FP17s Relating to Continuations	0	27	0.0%	0.7%	0.7%	0.9%
% of Patients satisfied with the dentistry they have received	0	0	N/A	90.9%	90.2%	93.2%
% of Patients satisfied with the time they had to wait for an appointment	0	0	N/A	82.1%	85.0%	88.3%

* This is based on patients treated on this contract for their most recent course of treatment. Figures in italics indicate the base number of FP17s or Patient Questionnaire responses are less than 100. N/A is shown where the base number of responses is less than 10 during the period. % is calculated as Quantity/Base number*100

Q61 - Vital Signs At a Glance Contract Report for 100798/0000 - December 2018


Name or company name	Oral Surgery Ltd
Contract type name	PDS Contract
Purpose of contract	General
Contract start date	01/07/2018
Contract end date	30/06/2021

18/19 Contracted general activity (UDA)	3,510
Carry forward general activity (UDA)	0
18/19 Contracted orthodontic activity (UOA)	0
Carry forward orthodontic activity (UOA)	0
Baseline contract value	£186,775.99

ACCESS*

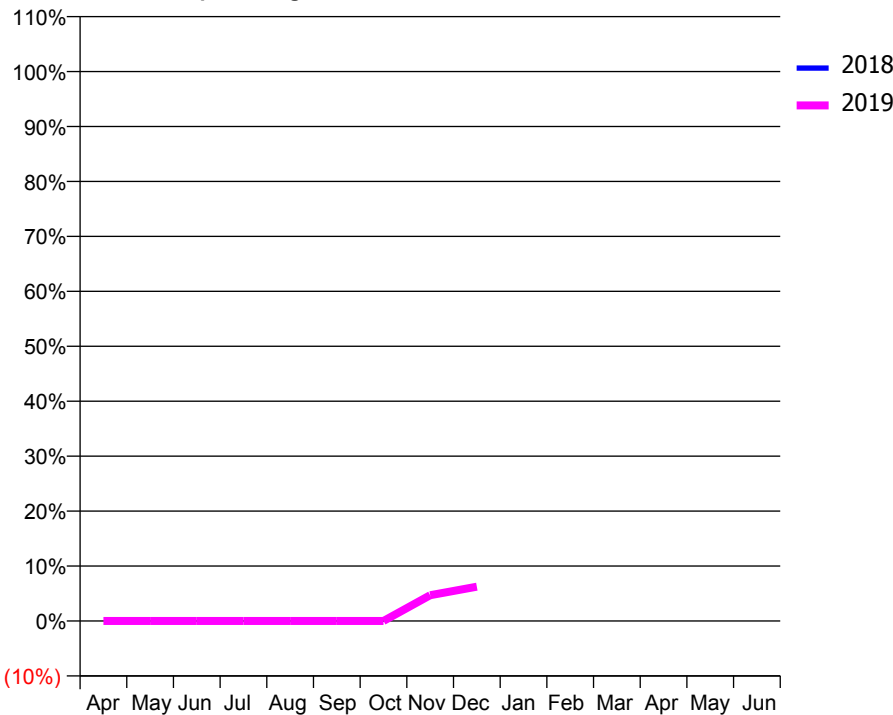
Patients seen in 24 months	Total	Change since previous quarter
Quarter ending December 2017	0	
Quarter ending March 2018	0	
Quarter ending June 2018	0	
Quarter ending September 2018	0	
Quarter ending December 2018	65	↑
Variance since December 2017	N/A	

Access trend analysis



ACTIVITY

Cumulative percentage of contracted UDA delivered 2018 & 2019



Month	Adjusted Scheduled Activity (UDA)	
	2018	2019
April	0	0
May	0	0
June	0	0
July	0	0
August	0	0
September	0	0
October	0	0
November	0	165
December	0	219
January	0	
February	0	
March	0	
April	0	
May	0	
June	0	

QUALITY

	Quantity	Base Number	Contract	AT	Region	England
% of FP17s for the same patient ID Re-attending within 3 months - Children	0	0	N/A	10.7%	11.8%	11.8%
% of FP17s for the same patient ID Re-attending within 3 months - Adults	0	73	0.0%	15.9%	16.7%	15.6%
% of FP17s for the same patient ID Re-attending between 3 & 9 months - Children	0	0	N/A	44.8%	48.6%	58.8%
% of FP17s for the same patient ID Re-attending between 3 & 9 months - Adults	0	73	0.0%	37.0%	39.1%	51.0%
% of FP17s for Band 1 Urgent Courses	0	73	0.0%	10.9%	10.6%	9.0%
% of FP17s Relating to Free Repair or Replacements	0	73	0.0%	0.5%	0.5%	0.8%
% of FP17s Relating to Continuations	0	73	0.0%	0.7%	0.7%	0.9%
% of Patients satisfied with the dentistry they have received	0	0	N/A	90.9%	90.2%	93.2%
% of Patients satisfied with the time they had to wait for an appointment	0	0	N/A	82.1%	85.0%	88.3%

* This is based on patients treated on this contract for their most recent course of treatment. Figures in italics indicate the base number of FP17s or Patient Questionnaire responses are less than 100. N/A is shown where the base number of responses is less than 10 during the period. % is calculated as Quantity/Base number*100

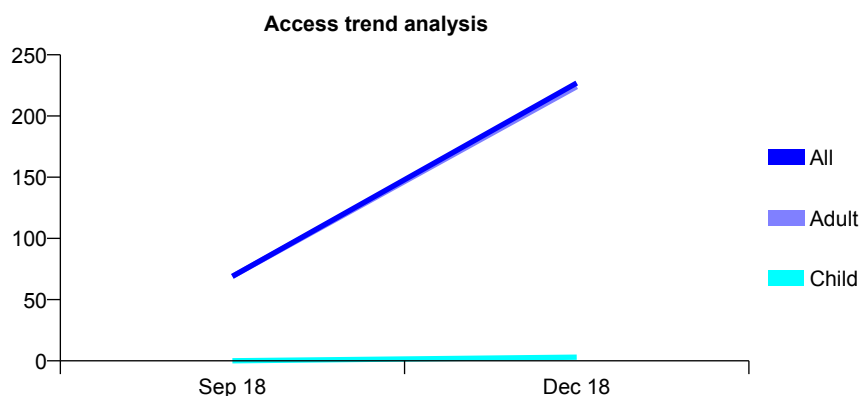
Q61 - Vital Signs At a Glance Contract Report for 100799/0000 - December 2018

Name or company name	East Village Dental
Contract type name	PDS Contract
Purpose of contract	General
Contract start date	01/07/2018
Contract end date	30/06/2021

18/19 Contracted general activity (UDA)	3,510
Carry forward general activity (UDA)	0
18/19 Contracted orthodontic activity (UOA)	0
Carry forward orthodontic activity (UOA)	0
Baseline contract value	£186,775.99

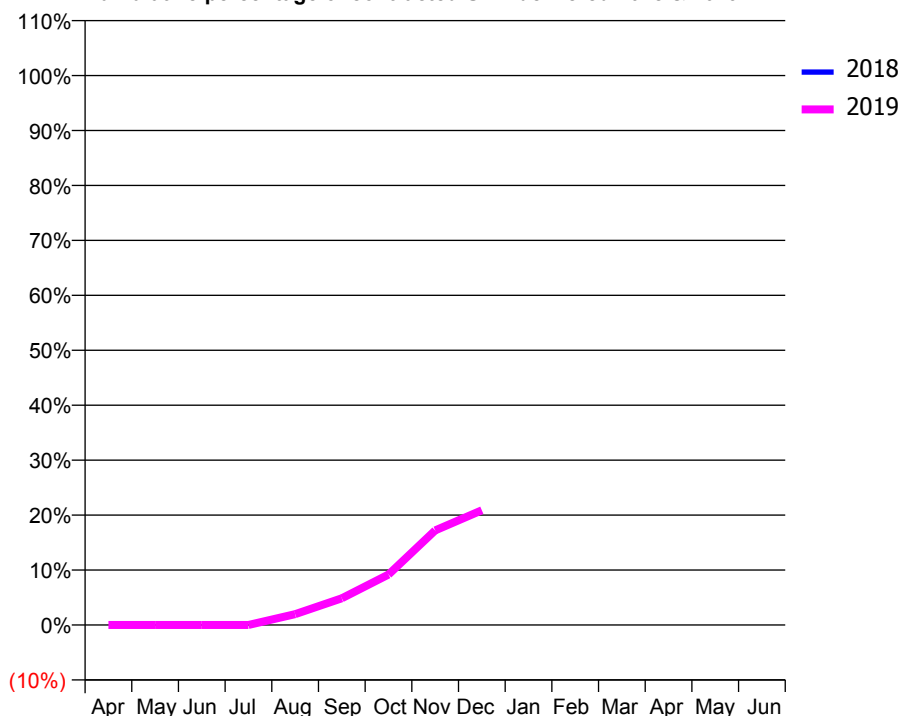
ACCESS*

Patients seen in 24 months	Total	Change since previous quarter
Quarter ending December 2017	0	
Quarter ending March 2018	0	
Quarter ending June 2018	0	
Quarter ending September 2018	69	↑
Quarter ending December 2018	227	↑
Variance since December 2017	N/A	



ACTIVITY

Cumulative percentage of contracted UDA delivered 2018 & 2019



Month	Adjusted Scheduled Activity (UDA)	
	2018	2019
April	0	0
May	0	0
June	0	0
July	0	0
August	0	69
September	0	171
October	0	322
November	0	604
December	0	733
January	0	
February	0	
March	0	
April	0	
May	0	
June	0	

QUALITY

	Quantity	Base Number	Contract	AT	Region	England
% of FP17s for the same patient ID Re-attending within 3 months - Children	0	4	0.0%	10.7%	11.8%	11.8%
% of FP17s for the same patient ID Re-attending within 3 months - Adults	1	241	0.4%	15.9%	16.7%	15.6%
% of FP17s for the same patient ID Re-attending between 3 & 9 months - Children	0	4	0.0%	44.8%	48.6%	58.8%
% of FP17s for the same patient ID Re-attending between 3 & 9 months - Adults	0	241	0.0%	37.0%	39.1%	51.0%
% of FP17s for Band 1 Urgent Courses	0	245	0.0%	10.9%	10.6%	9.0%
% of FP17s Relating to Free Repair or Replacements	0	245	0.0%	0.5%	0.5%	0.8%
% of FP17s Relating to Continuations	0	245	0.0%	0.7%	0.7%	0.9%
% of Patients satisfied with the dentistry they have received	0	0	N/A	90.9%	90.2%	93.2%
% of Patients satisfied with the time they had to wait for an appointment	0	0	N/A	82.1%	85.0%	88.3%

* This is based on patients treated on this contract for their most recent course of treatment. Figures in italics indicate the base number of FP17s or Patient Questionnaire responses are less than 100. N/A is shown where the base number of responses is less than 10 during the period. % is calculated as Quantity/Base number*100

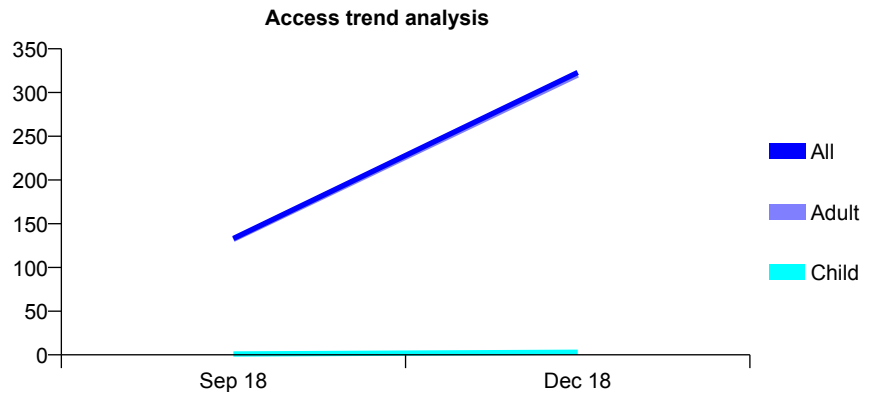
Q61 - Vital Signs At a Glance Contract Report for 100800/0000 - December 2018

Name or company name	East Village Dental
Contract type name	PDS Contract
Purpose of contract	General
Contract start date	01/07/2018
Contract end date	30/06/2021

18/19 Contracted general activity (UDA)	2,340
Carry forward general activity (UDA)	0
18/19 Contracted orthodontic activity (UOA)	0
Carry forward orthodontic activity (UOA)	0
Baseline contract value	£124,517.32

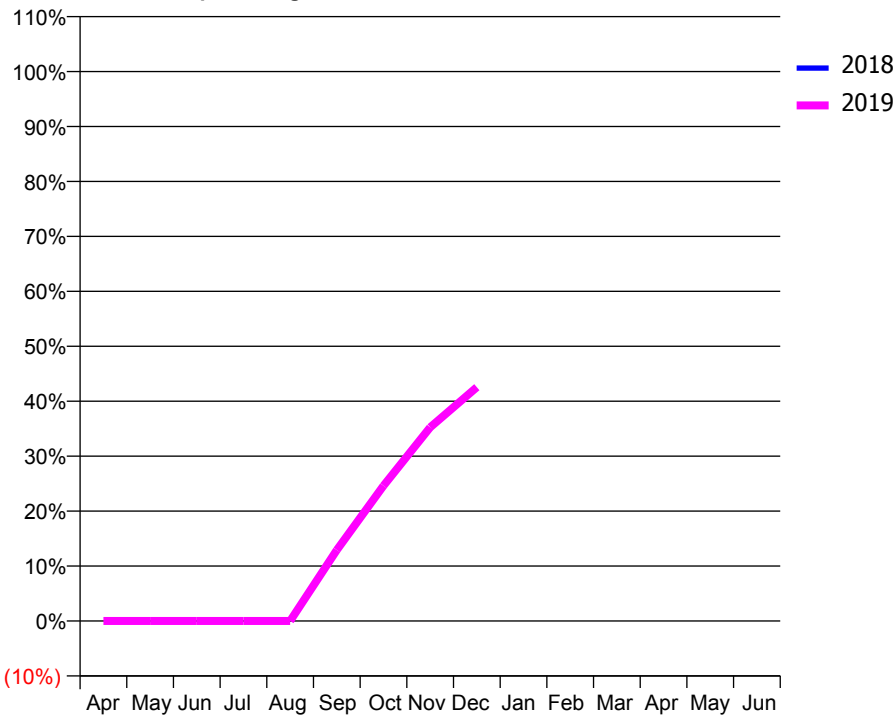
ACCESS*

Patients seen in 24 months	Total	Change since previous quarter
Quarter ending December 2017	0	
Quarter ending March 2018	0	
Quarter ending June 2018	0	
Quarter ending September 2018	133	↑
Quarter ending December 2018	323	↑
Variance since December 2017	N/A	



ACTIVITY

Cumulative percentage of contracted UDA delivered 2018 & 2019



Month	Adjusted Scheduled Activity (UDA)	
	2018	2019
April	0	0
May	0	0
June	0	0
July	0	0
August	0	0
September	0	302
October	0	576
November	0	825
December	0	996
January	0	
February	0	
March	0	
April	0	
May	0	
June	0	

QUALITY

	Quantity	Base Number	Contract	AT	Region	England
% of FP17s for the same patient ID Re-attending within 3 months - Children	0	3	0.0%	10.7%	11.8%	11.8%
% of FP17s for the same patient ID Re-attending within 3 months - Adults	0	335	0.0%	15.9%	16.7%	15.6%
% of FP17s for the same patient ID Re-attending between 3 & 9 months - Children	0	3	0.0%	44.8%	48.6%	58.8%
% of FP17s for the same patient ID Re-attending between 3 & 9 months - Adults	0	335	0.0%	37.0%	39.1%	51.0%
% of FP17s for Band 1 Urgent Courses	0	338	0.0%	10.9%	10.6%	9.0%
% of FP17s Relating to Free Repair or Replacements	0	338	0.0%	0.5%	0.5%	0.8%
% of FP17s Relating to Continuations	0	338	0.0%	0.7%	0.7%	0.9%
% of Patients satisfied with the dentistry they have received	0	0	N/A	90.9%	90.2%	93.2%
% of Patients satisfied with the time they had to wait for an appointment	0	0	N/A	82.1%	85.0%	88.3%

* This is based on patients treated on this contract for their most recent course of treatment. Figures in italics indicate the base number of FP17s or Patient Questionnaire responses are less than 100. N/A is shown where the base number of responses is less than 10 during the period. % is calculated as Quantity/Base number*100

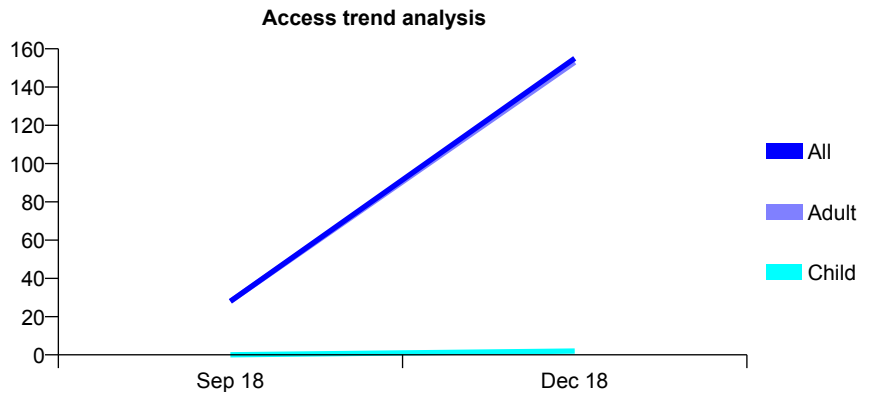
Q61 - Vital Signs At a Glance Contract Report for 100801/0000 - December 2018

Name or company name	East Village Dental
Contract type name	PDS Contract
Purpose of contract	General
Contract start date	01/07/2018
Contract end date	30/06/2021

18/19 Contracted general activity (UDA)	3,510
Carry forward general activity (UDA)	0
18/19 Contracted orthodontic activity (UOA)	0
Carry forward orthodontic activity (UOA)	0
Baseline contract value	£186,775.99

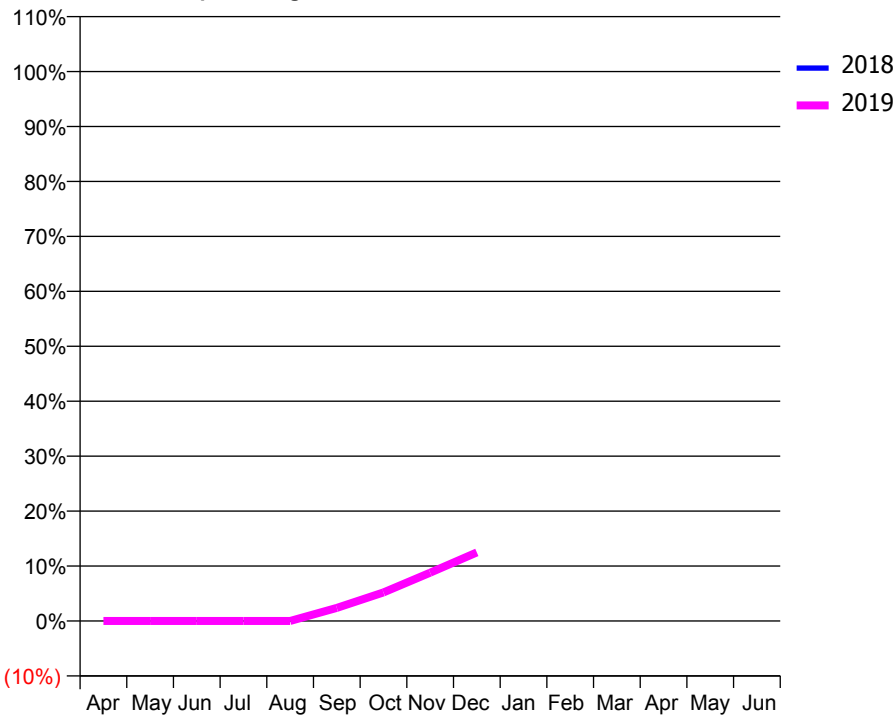
ACCESS*

Patients seen in 24 months	Total	Change since previous quarter
Quarter ending December 2017	0	
Quarter ending March 2018	0	
Quarter ending June 2018	0	
Quarter ending September 2018	28	↑
Quarter ending December 2018	155	↑
Variance since December 2017	N/A	



ACTIVITY

Cumulative percentage of contracted UDA delivered 2018 & 2019



Month	Adjusted Scheduled Activity (UDA)	
	2018	2019
April	0	0
May	0	0
June	0	0
July	0	0
August	0	0
September	0	84
October	0	183
November	0	309
December	0	438
January	0	
February	0	
March	0	
April	0	
May	0	
June	0	

QUALITY

	Quantity	Base Number	Contract	AT	Region	England
% of FP17s for the same patient ID Re-attending within 3 months - Children	0	2	0.0%	10.7%	11.8%	11.8%
% of FP17s for the same patient ID Re-attending within 3 months - Adults	1	144	0.7%	15.9%	16.7%	15.6%
% of FP17s for the same patient ID Re-attending between 3 & 9 months - Children	0	2	0.0%	44.8%	48.6%	58.8%
% of FP17s for the same patient ID Re-attending between 3 & 9 months - Adults	0	144	0.0%	37.0%	39.1%	51.0%
% of FP17s for Band 1 Urgent Courses	0	146	0.0%	10.9%	10.6%	9.0%
% of FP17s Relating to Free Repair or Replacements	0	146	0.0%	0.5%	0.5%	0.8%
% of FP17s Relating to Continuations	0	146	0.0%	0.7%	0.7%	0.9%
% of Patients satisfied with the dentistry they have received	0	0	N/A	90.9%	90.2%	93.2%
% of Patients satisfied with the time they had to wait for an appointment	0	0	N/A	82.1%	85.0%	88.3%

* This is based on patients treated on this contract for their most recent course of treatment. Figures in italics indicate the base number of FP17s or Patient Questionnaire responses are less than 100. N/A is shown where the base number of responses is less than 10 during the period. % is calculated as Quantity/Base number*100

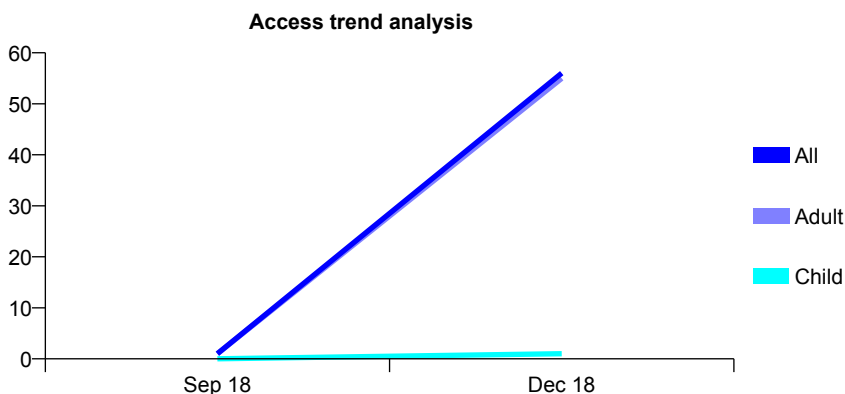
Q61 - Vital Signs At a Glance Contract Report for 100842/0000 - December 2018

Name or company name	Angle House Oral Surgery Ltd
Contract type name	PDS Contract
Purpose of contract	General
Contract start date	01/07/2018
Contract end date	30/06/2021

18/19 Contracted general activity (UDA)	3,510
Carry forward general activity (UDA)	0
18/19 Contracted orthodontic activity (UOA)	0
Carry forward orthodontic activity (UOA)	0
Baseline contract value	£186,775.99

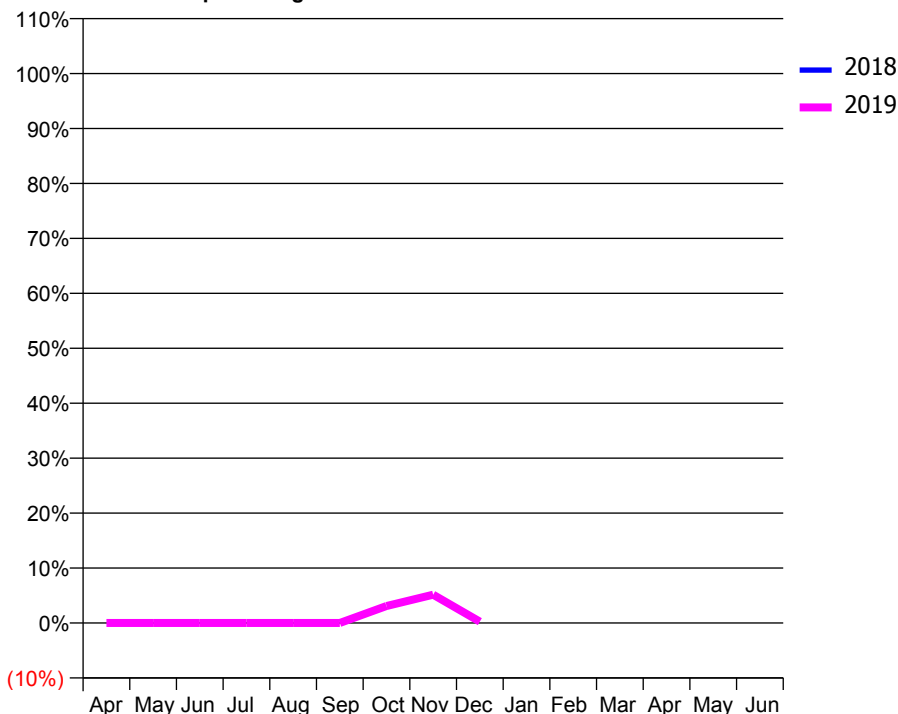
ACCESS*

Patients seen in 24 months	Total	Change since previous quarter
Quarter ending December 2017	0	
Quarter ending March 2018	0	
Quarter ending June 2018	0	
Quarter ending September 2018	1	↑
Quarter ending December 2018	56	↑
Variance since December 2017	N/A	



ACTIVITY

Cumulative percentage of contracted UDA delivered 2018 & 2019



Month	Adjusted Scheduled Activity (UDA)	
	2018	2019
April	0	0
May	0	0
June	0	0
July	0	0
August	0	0
September	0	0
October	0	109
November	0	181
December	0	9
January	0	
February	0	
March	0	
April	0	
May	0	
June	0	

QUALITY

	Quantity	Base Number	Contract	AT	Region	England
% of FP17s for the same patient ID Re-attending within 3 months - Children	0	0	N/A	10.7%	11.8%	11.8%
% of FP17s for the same patient ID Re-attending within 3 months - Adults	0	17	0.0%	15.9%	16.7%	15.6%
% of FP17s for the same patient ID Re-attending between 3 & 9 months - Children	0	0	N/A	44.8%	48.6%	58.8%
% of FP17s for the same patient ID Re-attending between 3 & 9 months - Adults	0	17	0.0%	37.0%	39.1%	51.0%
% of FP17s for Band 1 Urgent Courses	0	17	0.0%	10.9%	10.6%	9.0%
% of FP17s Relating to Free Repair or Replacements	0	17	0.0%	0.5%	0.5%	0.8%
% of FP17s Relating to Continuations	0	17	0.0%	0.7%	0.7%	0.9%
% of Patients satisfied with the dentistry they have received	0	0	N/A	90.9%	90.2%	93.2%
% of Patients satisfied with the time they had to wait for an appointment	0	0	N/A	82.1%	85.0%	88.3%

* This is based on patients treated on this contract for their most recent course of treatment. Figures in italics indicate the base number of FP17s or Patient Questionnaire responses are less than 100. N/A is shown where the base number of responses is less than 10 during the period. % is calculated as Quantity/Base number*100

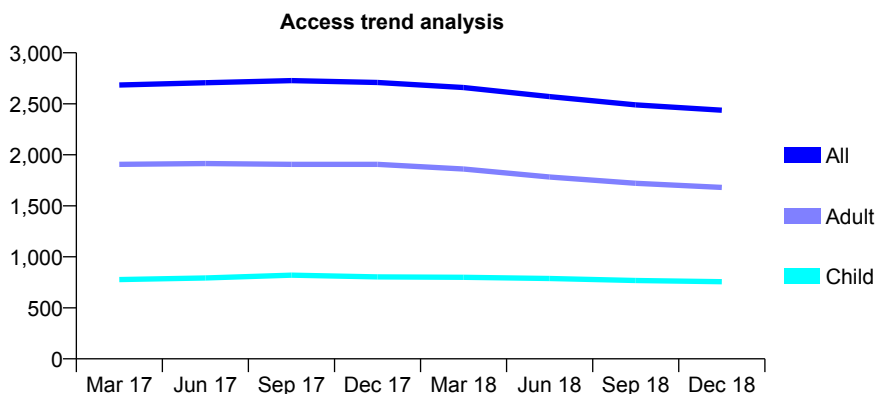
Q61 - Vital Signs At a Glance Contract Report for 101281/0037 - December 2018

Name or company name	OASIS DENTAL CARE LTD
Contract type name	GDS Contract
Purpose of contract	General
Contract start date	01/04/2006
Contract end date	

18/19 Contracted general activity (UDA)	5,905
Carry forward general activity (UDA)	-118
18/19 Contracted orthodontic activity (UOA)	0
Carry forward orthodontic activity (UOA)	0
Baseline contract value	£142,306.20

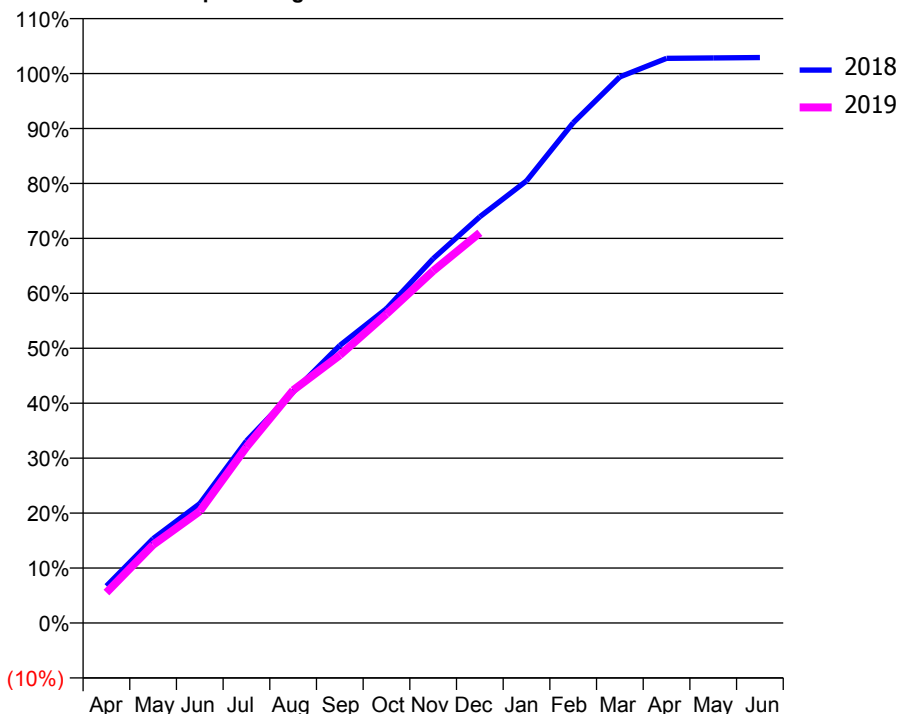
ACCESS*

Patients seen in 24 months	Total	Change since previous quarter
Quarter ending December 2017	2,709	
Quarter ending March 2018	2,660	↓
Quarter ending June 2018	2,570	↓
Quarter ending September 2018	2,489	↓
Quarter ending December 2018	2,437	↓
Variance since December 2017	(10.0%)	↓



ACTIVITY

Cumulative percentage of contracted UDA delivered 2018 & 2019



Month	Adjusted Scheduled Activity (UDA)	
	2018	2019
April	398	328
May	907	841
June	1,284	1,202
July	1,957	1,891
August	2,483	2,501
September	2,983	2,879
October	3,378	3,321
November	3,915	3,784
December	4,365	4,193
January	4,751	
February	5,376	
March	5,869	
April	6,068	
May	6,073	
June	6,077	

QUALITY

	Quantity	Base Number	Contract	AT	Region	England
% of FP17s for the same patient ID Re-attending within 3 months - Children	62	807	7.7%	10.7%	11.8%	11.8%
% of FP17s for the same patient ID Re-attending within 3 months - Adults	294	1,748	16.8%	15.9%	16.7%	15.6%
% of FP17s for the same patient ID Re-attending between 3 & 9 months - Children	556	807	68.9%	44.8%	48.6%	58.8%
% of FP17s for the same patient ID Re-attending between 3 & 9 months - Adults	1,012	1,748	57.9%	37.0%	39.1%	51.0%
% of FP17s for Band 1 Urgent Courses	227	2,430	9.3%	10.9%	10.6%	9.0%
% of FP17s Relating to Free Repair or Replacements	9	2,430	0.4%	0.5%	0.5%	0.8%
% of FP17s Relating to Continuations	68	2,430	2.8%	0.7%	0.7%	0.9%
% of Patients satisfied with the dentistry they have received	0	0	N/A	90.9%	90.2%	93.2%
% of Patients satisfied with the time they had to wait for an appointment	0	0	N/A	82.1%	85.0%	88.3%

* This is based on patients treated on this contract for their most recent course of treatment. Figures in italics indicate the base number of FP17s or Patient Questionnaire responses are less than 100. N/A is shown where the base number of responses is less than 10 during the period. % is calculated as Quantity/Base number*100

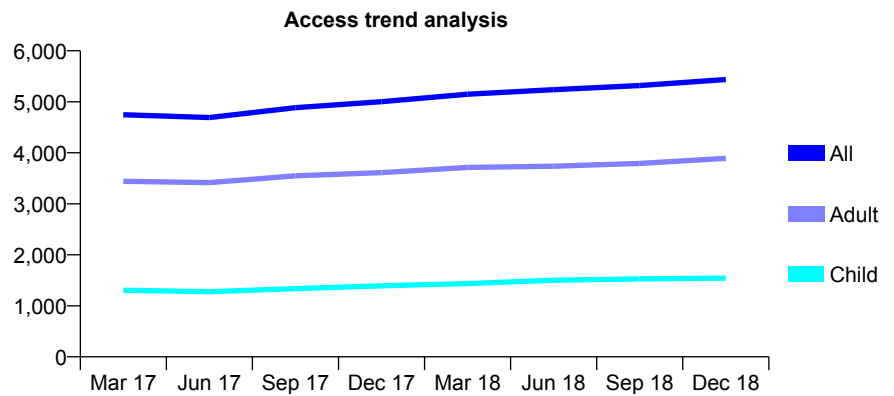
Q61 - Vital Signs At a Glance Contract Report for 101370/0143 - December 2018

Name or company name	Petrie Tucker & Partners Ltd
Contract type name	GDS Contract
Purpose of contract	General and Orthodontic
Contract start date	01/04/2015
Contract end date	

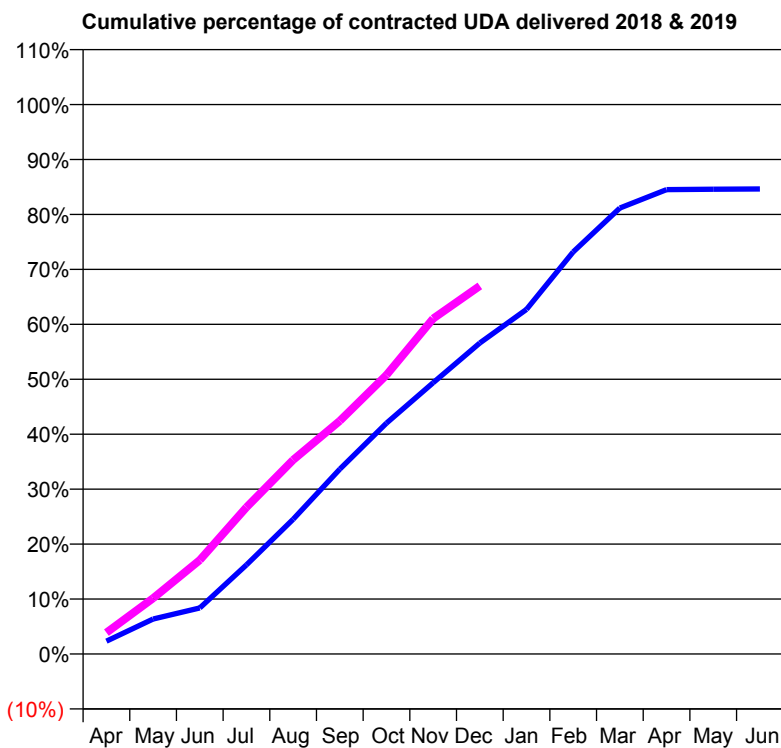
18/19 Contracted general activity (UDA)	18,993
Carry forward general activity (UDA)	0
18/19 Contracted orthodontic activity (UOA)	1,381
Carry forward orthodontic activity (UOA)	0
Baseline contract value	£574,909.17

ACCESS*

Patients seen in 24 months	Total	Change since previous quarter
Quarter ending December 2017	5,002	
Quarter ending March 2018	5,150	↑
Quarter ending June 2018	5,238	→
Quarter ending September 2018	5,319	→
Quarter ending December 2018	5,436	↑
Variance since December 2017	8.7%	↑



ACTIVITY



Month	Adjusted Scheduled Activity (UDA)	
	2018	2019
April	446	740
May	1,209	1,930
June	1,591	3,248
July	3,079	5,074
August	4,659	6,708
September	6,391	8,058
October	7,980	9,644
November	9,375	11,594
December	10,751	12,724
January	11,912	
February	13,898	
March	15,414	
April	16,050	
May	16,065	
June	16,072	

QUALITY

	Quantity	Base Number	Contract	AT	Region	England
% of FP17s for the same patient ID Re-attending within 3 months - Children	165	1,791	9.2%	10.7%	11.8%	11.8%
% of FP17s for the same patient ID Re-attending within 3 months - Adults	470	3,390	13.9%	15.9%	16.7%	15.6%
% of FP17s for the same patient ID Re-attending between 3 & 9 months - Children	961	1,791	53.7%	44.8%	48.6%	58.8%
% of FP17s for the same patient ID Re-attending between 3 & 9 months - Adults	1,396	3,390	41.2%	37.0%	39.1%	51.0%
% of FP17s for Band 1 Urgent Courses	280	4,846	5.8%	10.9%	10.6%	9.0%
% of FP17s Relating to Free Repair or Replacements	51	4,846	1.1%	0.5%	0.5%	0.8%
% of FP17s Relating to Continuations	128	4,846	2.6%	0.7%	0.7%	0.9%
% of Patients satisfied with the dentistry they have received	0	0	N/A	90.9%	90.2%	93.2%
% of Patients satisfied with the time they had to wait for an appointment	0	0	N/A	82.1%	85.0%	88.3%

* This is based on patients treated on this contract for their most recent course of treatment. Figures in italics indicate the base number of FP17s or Patient Questionnaire responses are less than 100. N/A is shown where the base number of responses is less than 10 during the period. % is calculated as Quantity/Base number*100

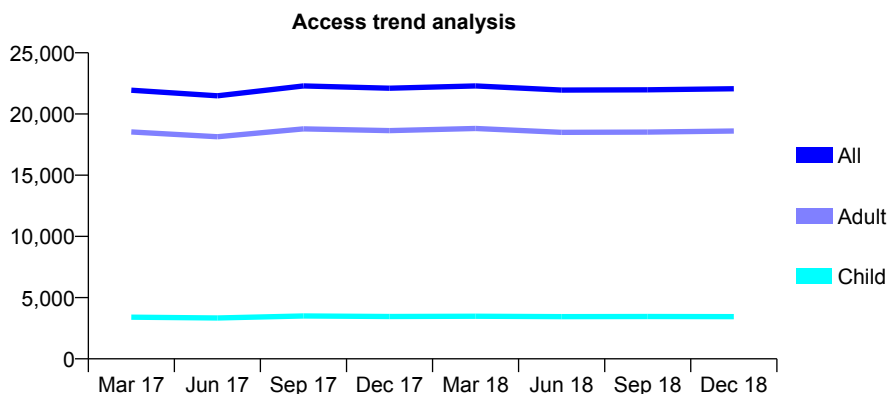
Q61 - Vital Signs At a Glance Contract Report for 101877/0001 - December 2018

Name or company name	Pickerings Dental Surgeries Ltd.
Contract type name	GDS Contract
Purpose of contract	General
Contract start date	01/04/2006
Contract end date	

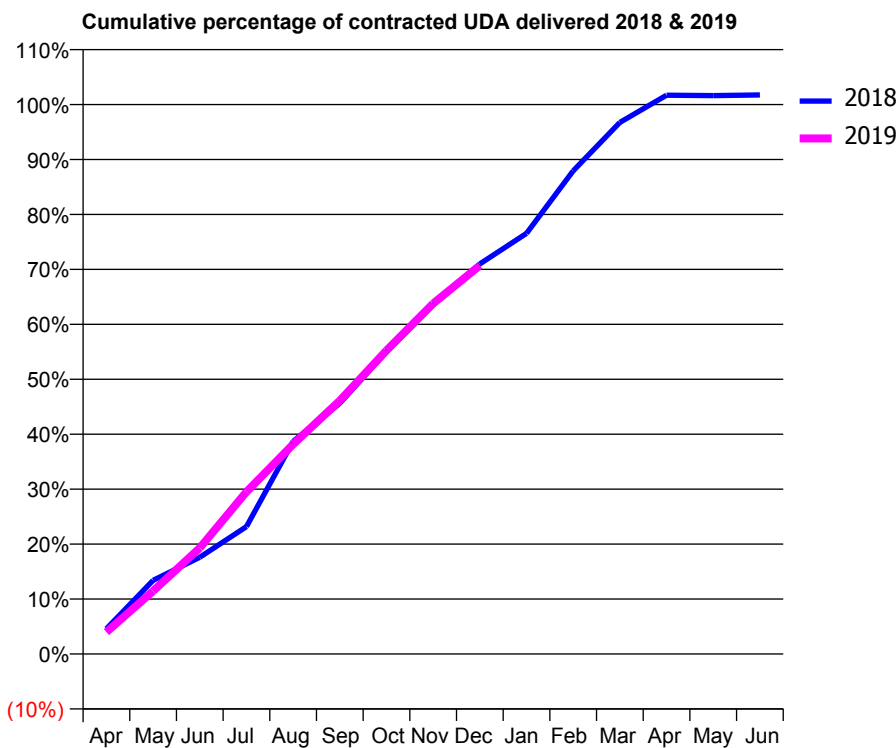
18/19 Contracted general activity (UDA)	54,000
Carry forward general activity (UDA)	-933
18/19 Contracted orthodontic activity (UOA)	0
Carry forward orthodontic activity (UOA)	0
Baseline contract value	£1,797,664.73

ACCESS*

Patients seen in 24 months	Total	Change since previous quarter
Quarter ending December 2017	22,111	
Quarter ending March 2018	22,294	→
Quarter ending June 2018	21,950	↓
Quarter ending September 2018	21,978	→
Quarter ending December 2018	22,064	→
Variance since December 2017	(0.2%)	→



ACTIVITY



Month	Adjusted Scheduled Activity (UDA)	
	2018	2019
April	2,481	2,152
May	7,244	6,193
June	9,504	10,420
July	12,522	15,940
August	20,894	20,604
September	24,645	24,899
October	29,713	29,836
November	34,329	34,449
December	38,339	38,174
January	41,333	
February	47,483	
March	52,238	
April	54,909	
May	54,877	
June	54,933	

QUALITY

	Quantity	Base Number	Contract	AT	Region	England
% of FP17s for the same patient ID Re-attending within 3 months - Children	131	2,756	4.8%	10.7%	11.8%	11.8%
% of FP17s for the same patient ID Re-attending within 3 months - Adults	1,038	12,493	8.3%	15.9%	16.7%	15.6%
% of FP17s for the same patient ID Re-attending between 3 & 9 months - Children	1,069	2,756	38.8%	44.8%	48.6%	58.8%
% of FP17s for the same patient ID Re-attending between 3 & 9 months - Adults	3,609	12,493	28.9%	37.0%	39.1%	51.0%
% of FP17s for Band 1 Urgent Courses	1,182	14,242	8.3%	10.9%	10.6%	9.0%
% of FP17s Relating to Free Repair or Replacements	41	14,242	0.3%	0.5%	0.5%	0.8%
% of FP17s Relating to Continuations	52	14,242	0.4%	0.7%	0.7%	0.9%
% of Patients satisfied with the dentistry they have received	5	6	N/A	90.9%	90.2%	93.2%
% of Patients satisfied with the time they had to wait for an appointment	5	6	N/A	82.1%	85.0%	88.3%

* This is based on patients treated on this contract for their most recent course of treatment. Figures in italics indicate the base number of FP17s or Patient Questionnaire responses are less than 100. N/A is shown where the base number of responses is less than 10 during the period. % is calculated as Quantity/Base number*100

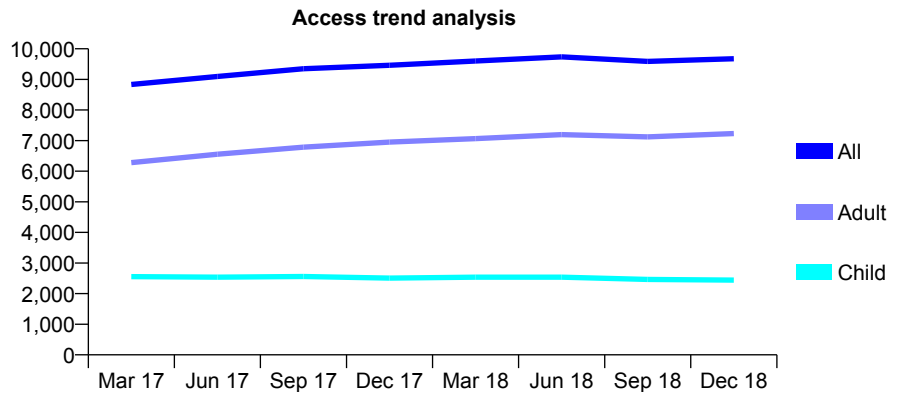
Q61 - Vital Signs At a Glance Contract Report for 102520/0001 - December 2018

Name or company name	Clements Road Dental
Contract type name	GDS Contract
Purpose of contract	General
Contract start date	07/07/2008
Contract end date	

18/19 Contracted general activity (UDA)	25,935
Carry forward general activity (UDA)	-223
18/19 Contracted orthodontic activity (UOA)	0
Carry forward orthodontic activity (UOA)	0
Baseline contract value	£942,501.70

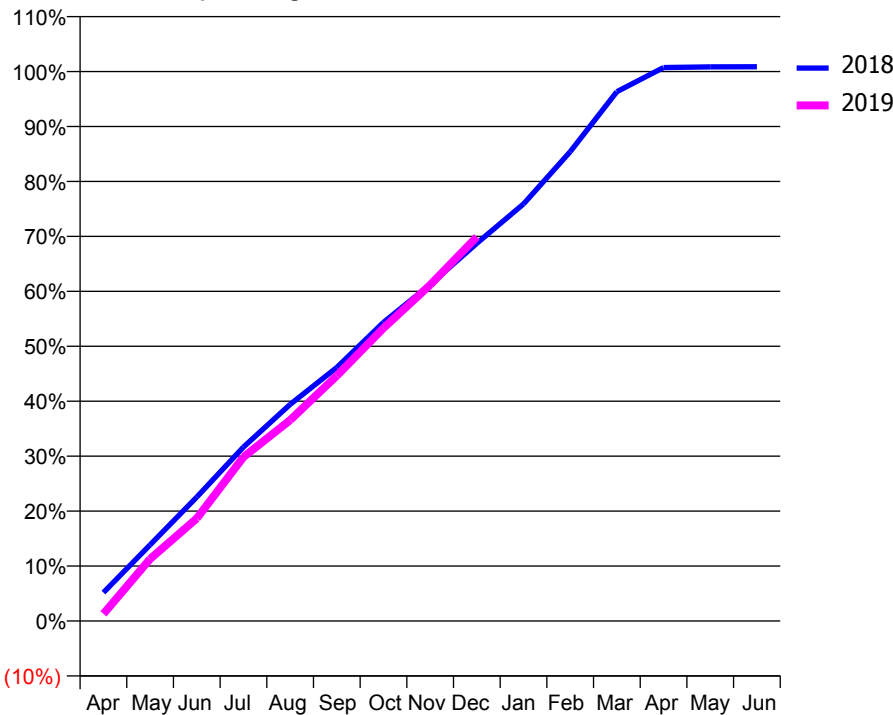
ACCESS*

Patients seen in 24 months	Total	Change since previous quarter
Quarter ending December 2017	9,461	
Quarter ending March 2018	9,601	→
Quarter ending June 2018	9,735	→
Quarter ending September 2018	9,587	↓
Quarter ending December 2018	9,676	→
Variance since December 2017	2.3%	↑



ACTIVITY

Cumulative percentage of contracted UDA delivered 2018 & 2019



Month	Adjusted Scheduled Activity (UDA)	
	2018	2019
April	1,341	338
May	3,594	2,932
June	5,848	4,845
July	8,209	7,737
August	10,225	9,481
September	11,965	11,577
October	14,092	13,826
November	15,880	15,865
December	17,825	18,128
January	19,684	
February	22,150	
March	24,982	
April	26,123	
May	26,156	
June	26,158	

QUALITY

	Quantity	Base Number	Contract	AT	Region	England
% of FP17s for the same patient ID Re-attending within 3 months - Children	189	2,159	8.8%	10.7%	11.8%	11.8%
% of FP17s for the same patient ID Re-attending within 3 months - Adults	1,008	5,986	16.8%	15.9%	16.7%	15.6%
% of FP17s for the same patient ID Re-attending between 3 & 9 months - Children	989	2,159	45.8%	44.8%	48.6%	58.8%
% of FP17s for the same patient ID Re-attending between 3 & 9 months - Adults	2,265	5,986	37.8%	37.0%	39.1%	51.0%
% of FP17s for Band 1 Urgent Courses	1,281	7,615	16.8%	10.9%	10.6%	9.0%
% of FP17s Relating to Free Repair or Replacements	67	7,615	0.9%	0.5%	0.5%	0.8%
% of FP17s Relating to Continuations	17	7,615	0.2%	0.7%	0.7%	0.9%
% of Patients satisfied with the dentistry they have received	8	9	N/A	90.9%	90.2%	93.2%
% of Patients satisfied with the time they had to wait for an appointment	6	9	N/A	82.1%	85.0%	88.3%

* This is based on patients treated on this contract for their most recent course of treatment. Figures in italics indicate the base number of FP17s or Patient Questionnaire responses are less than 100. N/A is shown where the base number of responses is less than 10 during the period. % is calculated as Quantity/Base number*100

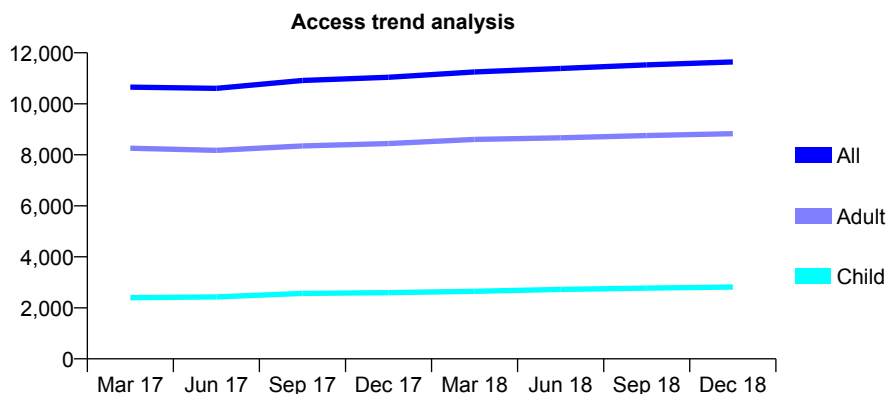
Q61 - Vital Signs At a Glance Contract Report for 102911/0001 - December 2018

Name or company name	Mawney (DS) Limited
Contract type name	GDS Contract
Purpose of contract	General
Contract start date	01/04/2011
Contract end date	

18/19 Contracted general activity (UDA)	33,191
Carry forward general activity (UDA)	369
18/19 Contracted orthodontic activity (UOA)	0
Carry forward orthodontic activity (UOA)	0
Baseline contract value	£1,021,948.56

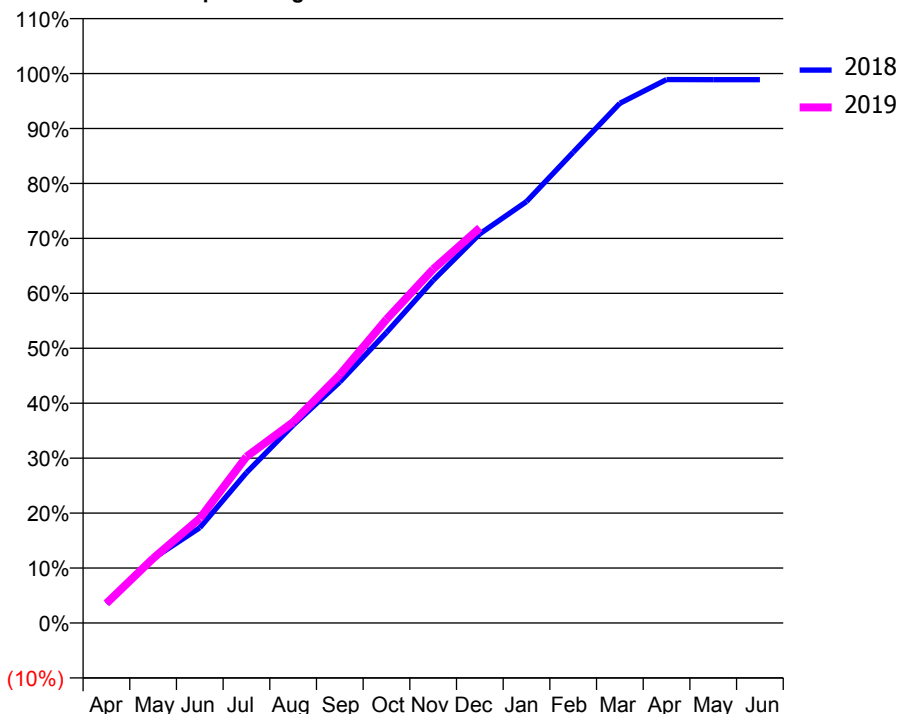
ACCESS*

Patients seen in 24 months	Total	Change since previous quarter
Quarter ending December 2017	11,038	
Quarter ending March 2018	11,252	→
Quarter ending June 2018	11,384	→
Quarter ending September 2018	11,529	→
Quarter ending December 2018	11,643	→
Variance since December 2017	5.5%	↑



ACTIVITY

Cumulative percentage of contracted UDA delivered 2018 & 2019



Month	Adjusted Scheduled Activity (UDA)	
	2018	2019
April	1,181	1,188
May	3,895	3,902
June	5,753	6,320
July	9,080	10,049
August	11,952	12,134
September	14,559	15,005
October	17,544	18,347
November	20,699	21,374
December	23,506	23,870
January	25,453	
February	28,435	
March	31,396	
April	32,823	
May	32,822	
June	32,822	

QUALITY

	Quantity	Base Number	Contract	AT	Region	England
% of FP17s for the same patient ID Re-attending within 3 months - Children	185	2,519	7.3%	10.7%	11.8%	11.8%
% of FP17s for the same patient ID Re-attending within 3 months - Adults	1,256	7,752	16.2%	15.9%	16.7%	15.6%
% of FP17s for the same patient ID Re-attending between 3 & 9 months - Children	1,049	2,519	41.6%	44.8%	48.6%	58.8%
% of FP17s for the same patient ID Re-attending between 3 & 9 months - Adults	2,972	7,752	38.3%	37.0%	39.1%	51.0%
% of FP17s for Band 1 Urgent Courses	1,199	9,725	12.3%	10.9%	10.6%	9.0%
% of FP17s Relating to Free Repair or Replacements	134	9,725	1.4%	0.5%	0.5%	0.8%
% of FP17s Relating to Continuations	156	9,725	1.6%	0.7%	0.7%	0.9%
% of Patients satisfied with the dentistry they have received	4	4	N/A	90.9%	90.2%	93.2%
% of Patients satisfied with the time they had to wait for an appointment	4	4	N/A	82.1%	85.0%	88.3%

* This is based on patients treated on this contract for their most recent course of treatment. Figures in italics indicate the base number of FP17s or Patient Questionnaire responses are less than 100. N/A is shown where the base number of responses is less than 10 during the period. % is calculated as Quantity/Base number*100

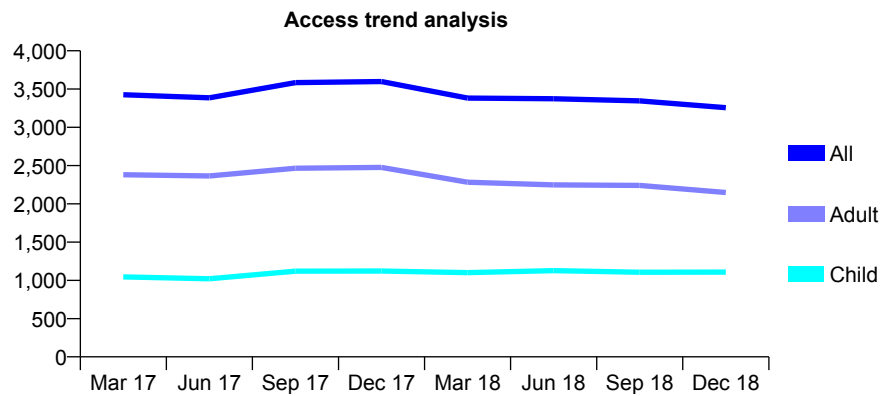
Q61 - Vital Signs At a Glance Contract Report for 103551/0002 - December 2018

Name or company name	Excel Dental Care
Contract type name	GDS Contract
Purpose of contract	General
Contract start date	01/10/2007
Contract end date	

18/19 Contracted general activity (UDA)	8,000
Carry forward general activity (UDA)	260
18/19 Contracted orthodontic activity (UOA)	0
Carry forward orthodontic activity (UOA)	0
Baseline contract value	£206,115.31

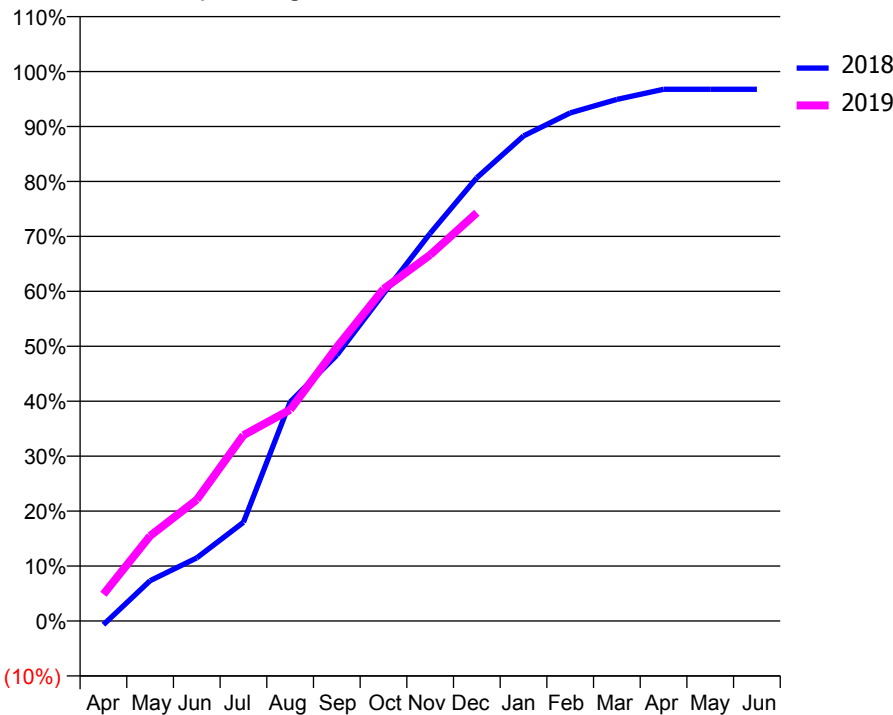
ACCESS*

Patients seen in 24 months	Total	Change since previous quarter
Quarter ending December 2017	3,598	
Quarter ending March 2018	3,383	↓
Quarter ending June 2018	3,373	→
Quarter ending September 2018	3,346	→
Quarter ending December 2018	3,256	↓
Variance since December 2017	(9.5%)	↓



ACTIVITY

Cumulative percentage of contracted UDA delivered 2018 & 2019



Month	Adjusted Scheduled Activity (UDA)	
	2018	2019
April	-54	388
May	588	1,239
June	920	1,766
July	1,437	2,705
August	3,190	3,076
September	3,870	3,986
October	4,764	4,833
November	5,644	5,330
December	6,454	5,944
January	7,062	
February	7,398	
March	7,593	
April	7,741	
May	7,740	
June	7,740	

QUALITY

	Quantity	Base Number	Contract	AT	Region	England
% of FP17s for the same patient ID Re-attending within 3 months - Children	133	1,268	10.5%	10.7%	11.8%	11.8%
% of FP17s for the same patient ID Re-attending within 3 months - Adults	219	1,456	15.0%	15.9%	16.7%	15.6%
% of FP17s for the same patient ID Re-attending between 3 & 9 months - Children	702	1,268	55.4%	44.8%	48.6%	58.8%
% of FP17s for the same patient ID Re-attending between 3 & 9 months - Adults	523	1,456	35.9%	37.0%	39.1%	51.0%
% of FP17s for Band 1 Urgent Courses	67	2,360	2.8%	10.9%	10.6%	9.0%
% of FP17s Relating to Free Repair or Replacements	14	2,360	0.6%	0.5%	0.5%	0.8%
% of FP17s Relating to Continuations	4	2,360	0.2%	0.7%	0.7%	0.9%
% of Patients satisfied with the dentistry they have received	0	0	N/A	90.9%	90.2%	93.2%
% of Patients satisfied with the time they had to wait for an appointment	0	0	N/A	82.1%	85.0%	88.3%

* This is based on patients treated on this contract for their most recent course of treatment. Figures in italics indicate the base number of FP17s or Patient Questionnaire responses are less than 100. N/A is shown where the base number of responses is less than 10 during the period. % is calculated as Quantity/Base number*100

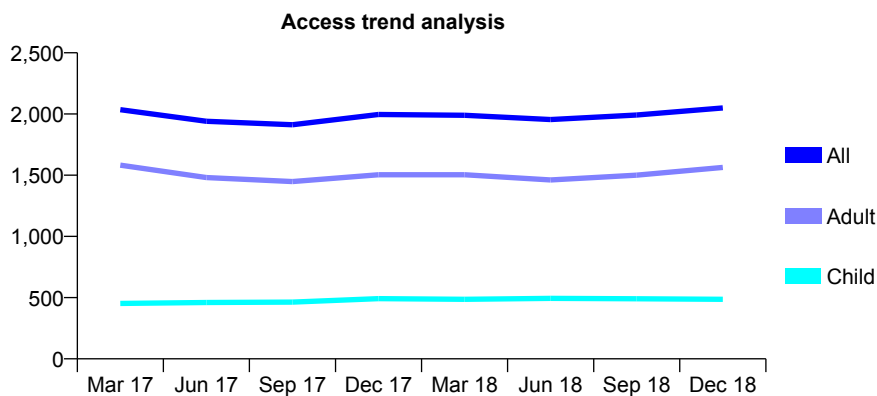
Q61 - Vital Signs At a Glance Contract Report for 104396/0001 - December 2018

Name or company name	S Cowley, R Ingham and J Angelo
Contract type name	GDS Contract
Purpose of contract	General
Contract start date	01/08/2014
Contract end date	

18/19 Contracted general activity (UDA)	7,568
Carry forward general activity (UDA)	0
18/19 Contracted orthodontic activity (UOA)	0
Carry forward orthodontic activity (UOA)	0
Baseline contract value	£301,597.47

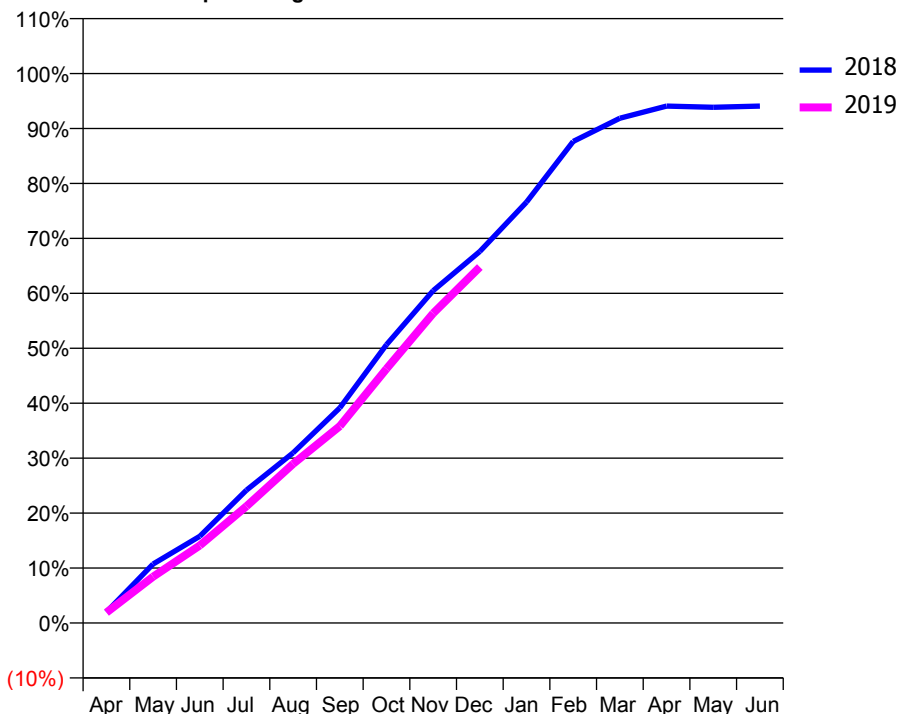
ACCESS*

Patients seen in 24 months	Total	Change since previous quarter
Quarter ending December 2017	1,996	
Quarter ending March 2018	1,990	→
Quarter ending June 2018	1,955	↓
Quarter ending September 2018	1,992	→
Quarter ending December 2018	2,050	↑
Variance since December 2017	2.7%	↑



ACTIVITY

Cumulative percentage of contracted UDA delivered 2018 & 2019



Month	Adjusted Scheduled Activity (UDA)	
	2018	2019
April	151	144
May	813	638
June	1,194	1,068
July	1,830	1,608
August	2,345	2,192
September	2,963	2,712
October	3,834	3,501
November	4,578	4,265
December	5,118	4,902
January	5,797	
February	6,633	
March	6,953	
April	7,118	
May	7,103	
June	7,119	

QUALITY

	Quantity	Base Number	Contract	AT	Region	England
% of FP17s for the same patient ID Re-attending within 3 months - Children	44	412	10.7%	10.7%	11.8%	11.8%
% of FP17s for the same patient ID Re-attending within 3 months - Adults	173	1,168	14.8%	15.9%	16.7%	15.6%
% of FP17s for the same patient ID Re-attending between 3 & 9 months - Children	96	412	23.3%	44.8%	48.6%	58.8%
% of FP17s for the same patient ID Re-attending between 3 & 9 months - Adults	226	1,168	19.3%	37.0%	39.1%	51.0%
% of FP17s for Band 1 Urgent Courses	217	1,504	14.4%	10.9%	10.6%	9.0%
% of FP17s Relating to Free Repair or Replacements	1	1,504	0.1%	0.5%	0.5%	0.8%
% of FP17s Relating to Continuations	16	1,504	1.1%	0.7%	0.7%	0.9%
% of Patients satisfied with the dentistry they have received	2	2	N/A	90.9%	90.2%	93.2%
% of Patients satisfied with the time they had to wait for an appointment	1	2	N/A	82.1%	85.0%	88.3%

* This is based on patients treated on this contract for their most recent course of treatment. Figures in italics indicate the base number of FP17s or Patient Questionnaire responses are less than 100. N/A is shown where the base number of responses is less than 10 during the period. % is calculated as Quantity/Base number*100

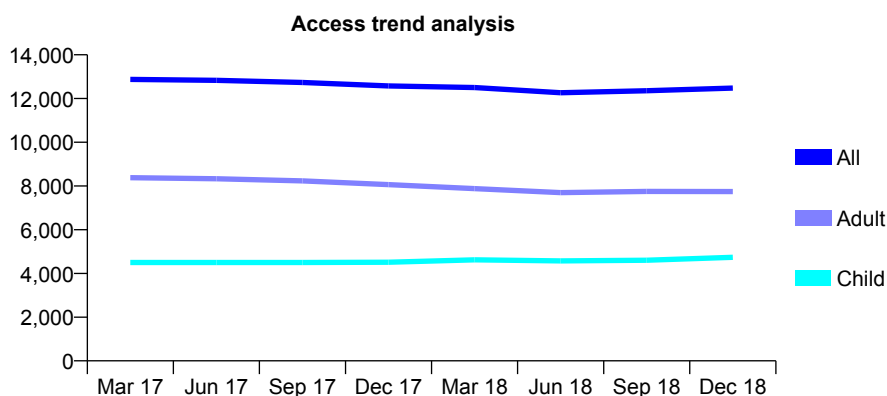
Q61 - Vital Signs At a Glance Contract Report for 104817/0001 - December 2018

Name or company name	Ms G Staneviciene and Mr J Schonberg
Contract type name	GDS Contract
Purpose of contract	General
Contract start date	01/09/2012
Contract end date	

18/19 Contracted general activity (UDA)	34,092
Carry forward general activity (UDA)	597
18/19 Contracted orthodontic activity (UOA)	0
Carry forward orthodontic activity (UOA)	0
Baseline contract value	£1,334,304.85

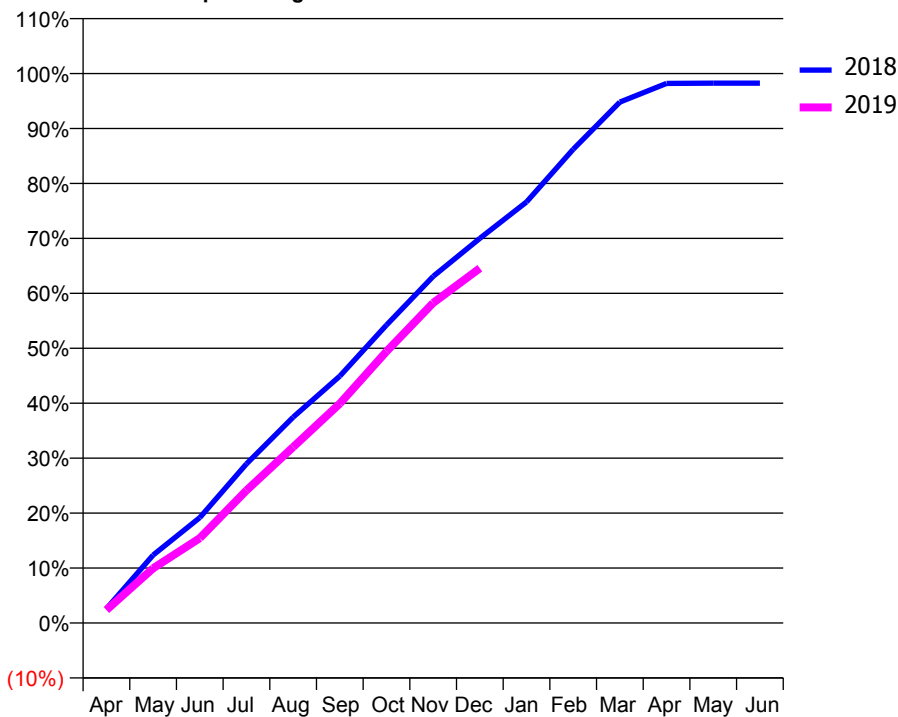
ACCESS*

Patients seen in 24 months	Total	Change since previous quarter
Quarter ending December 2017	12,576	
Quarter ending March 2018	12,500	→
Quarter ending June 2018	12,265	↓
Quarter ending September 2018	12,356	→
Quarter ending December 2018	12,479	→
Variance since December 2017	(0.8%)	→



ACTIVITY

Cumulative percentage of contracted UDA delivered 2018 & 2019



Adjusted Scheduled Activity (UDA)

Month	2018	2019
April	893	804
May	4,214	3,393
June	6,541	5,262
July	9,872	8,228
August	12,768	10,920
September	15,320	13,612
October	18,489	16,847
November	21,507	19,858
December	23,864	22,011
January	26,125	
February	29,390	
March	32,320	
April	33,480	
May	33,492	
June	33,495	

QUALITY

	Quantity	Base Number	Contract	AT	Region	England
% of FP17s for the same patient ID Re-attending within 3 months - Children	345	4,235	8.1%	10.7%	11.8%	11.8%
% of FP17s for the same patient ID Re-attending within 3 months - Adults	1,068	6,498	16.4%	15.9%	16.7%	15.6%
% of FP17s for the same patient ID Re-attending between 3 & 9 months - Children	1,335	4,235	31.5%	44.8%	48.6%	58.8%
% of FP17s for the same patient ID Re-attending between 3 & 9 months - Adults	2,391	6,498	36.8%	37.0%	39.1%	51.0%
% of FP17s for Band 1 Urgent Courses	850	10,199	8.3%	10.9%	10.6%	9.0%
% of FP17s Relating to Free Repair or Replacements	50	10,199	0.5%	0.5%	0.5%	0.8%
% of FP17s Relating to Continuations	13	10,199	0.1%	0.7%	0.7%	0.9%
% of Patients satisfied with the dentistry they have received	0	0	N/A	90.9%	90.2%	93.2%
% of Patients satisfied with the time they had to wait for an appointment	0	0	N/A	82.1%	85.0%	88.3%

* This is based on patients treated on this contract for their most recent course of treatment. Figures in italics indicate the base number of FP17s or Patient Questionnaire responses are less than 100. N/A is shown where the base number of responses is less than 10 during the period. % is calculated as Quantity/Base number*100

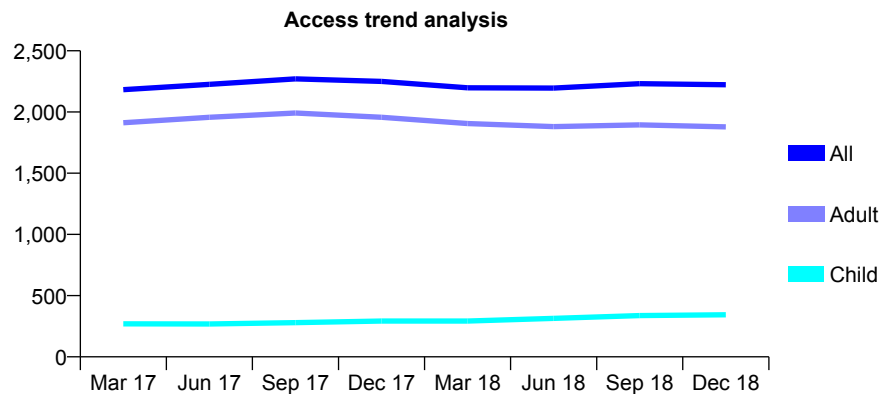
Q61 - Vital Signs At a Glance Contract Report for 105104/0001 - December 2018

Name or company name	Grays Inn Dental Surgery
Contract type name	GDS Contract
Purpose of contract	General
Contract start date	01/04/2011
Contract end date	

18/19 Contracted general activity (UDA)	6,178
Carry forward general activity (UDA)	-124
18/19 Contracted orthodontic activity (UOA)	0
Carry forward orthodontic activity (UOA)	0
Baseline contract value	£188,413.38

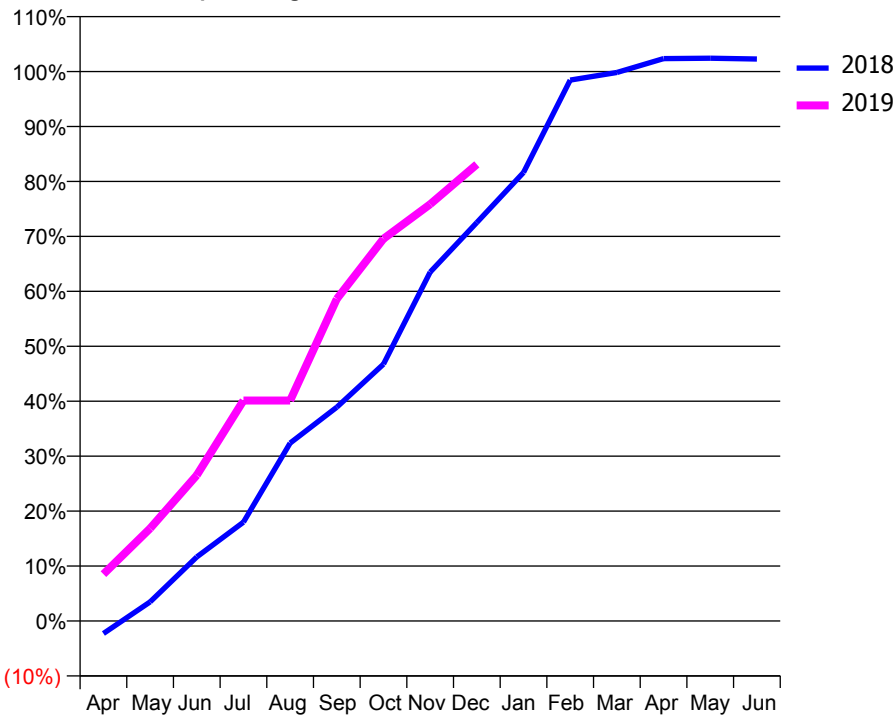
ACCESS*

Patients seen in 24 months	Total	Change since previous quarter
Quarter ending December 2017	2,250	
Quarter ending March 2018	2,198	↓
Quarter ending June 2018	2,195	→
Quarter ending September 2018	2,232	→
Quarter ending December 2018	2,223	→
Variance since December 2017	(1.2%)	↓



ACTIVITY

Cumulative percentage of contracted UDA delivered 2018 & 2019



Month	Adjusted Scheduled Activity (UDA)	
	2018	2019
April	-142	528
May	215	1,041
June	720	1,640
July	1,111	2,479
August	2,001	2,479
September	2,404	3,621
October	2,888	4,297
November	3,922	4,686
December	4,480	5,134
January	5,042	
February	6,081	
March	6,167	
April	6,323	
May	6,327	
June	6,319	

QUALITY

	Quantity	Base Number	Contract	AT	Region	England
% of FP17s for the same patient ID Re-attending within 3 months - Children	62	329	18.8%	10.7%	11.8%	11.8%
% of FP17s for the same patient ID Re-attending within 3 months - Adults	233	1,378	16.9%	15.9%	16.7%	15.6%
% of FP17s for the same patient ID Re-attending between 3 & 9 months - Children	104	329	31.6%	44.8%	48.6%	58.8%
% of FP17s for the same patient ID Re-attending between 3 & 9 months - Adults	381	1,378	27.6%	37.0%	39.1%	51.0%
% of FP17s for Band 1 Urgent Courses	245	1,647	14.9%	10.9%	10.6%	9.0%
% of FP17s Relating to Free Repair or Replacements	0	1,647	0.0%	0.5%	0.5%	0.8%
% of FP17s Relating to Continuations	7	1,647	0.4%	0.7%	0.7%	0.9%
% of Patients satisfied with the dentistry they have received	0	0	N/A	90.9%	90.2%	93.2%
% of Patients satisfied with the time they had to wait for an appointment	0	0	N/A	82.1%	85.0%	88.3%

* This is based on patients treated on this contract for their most recent course of treatment. Figures in italics indicate the base number of FP17s or Patient Questionnaire responses are less than 100. N/A is shown where the base number of responses is less than 10 during the period. % is calculated as Quantity/Base number*100

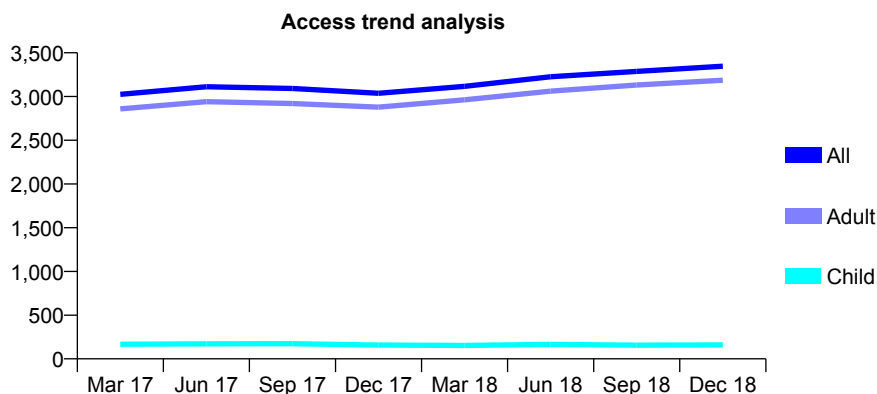
Q61 - Vital Signs At a Glance Contract Report for 105244/0001 - December 2018

Name or company name	Mr H Al-Hariri & Mrs N Al-Hariri
Contract type name	GDS Contract
Purpose of contract	General
Contract start date	01/04/2015
Contract end date	

18/19 Contracted general activity (UDA)	7,000
Carry forward general activity (UDA)	-136
18/19 Contracted orthodontic activity (UOA)	0
Carry forward orthodontic activity (UOA)	0
Baseline contract value	£235,557.86

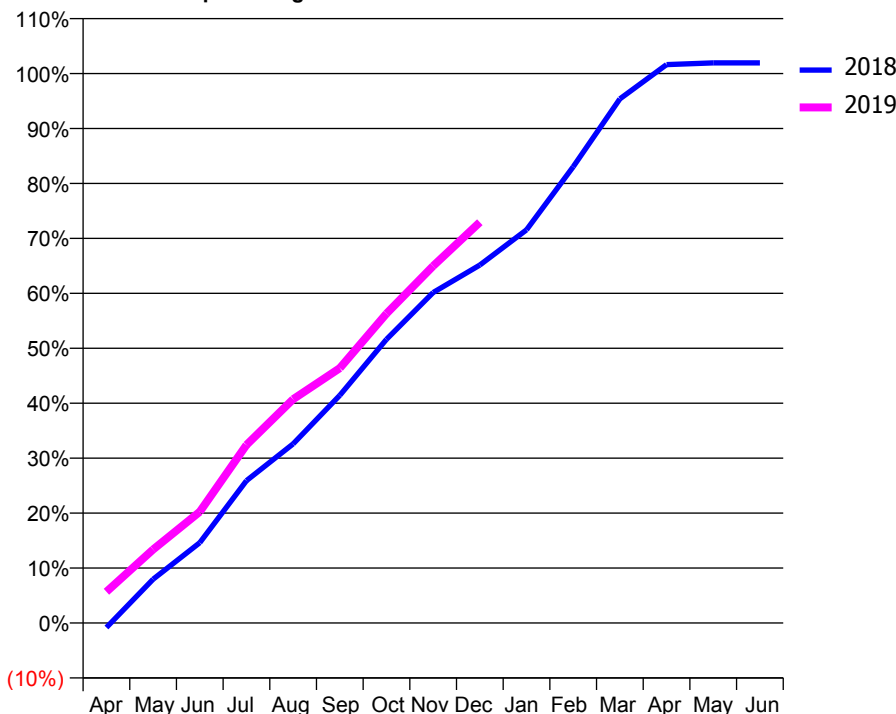
ACCESS*

Patients seen in 24 months	Total	Change since previous quarter
Quarter ending December 2017	3,037	
Quarter ending March 2018	3,116	↑
Quarter ending June 2018	3,226	↑
Quarter ending September 2018	3,287	→
Quarter ending December 2018	3,346	→
Variance since December 2017	10.2%	↑



ACTIVITY

Cumulative percentage of contracted UDA delivered 2018 & 2019



Month	Adjusted Scheduled Activity (UDA)	
	2018	2019
April	-59	399
May	557	937
June	1,024	1,417
July	1,813	2,269
August	2,282	2,851
September	2,900	3,247
October	3,615	3,941
November	4,210	4,548
December	4,560	5,105
January	5,009	
February	5,812	
March	6,677	
April	7,113	
May	7,136	
June	7,136	

QUALITY

	Quantity	Base Number	Contract	AT	Region	England
% of FP17s for the same patient ID Re-attending within 3 months - Children	3	141	2.1%	10.7%	11.8%	11.8%
% of FP17s for the same patient ID Re-attending within 3 months - Adults	232	2,203	10.5%	15.9%	16.7%	15.6%
% of FP17s for the same patient ID Re-attending between 3 & 9 months - Children	40	141	28.4%	44.8%	48.6%	58.8%
% of FP17s for the same patient ID Re-attending between 3 & 9 months - Adults	421	2,203	19.1%	37.0%	39.1%	51.0%
% of FP17s for Band 1 Urgent Courses	357	2,175	16.4%	10.9%	10.6%	9.0%
% of FP17s Relating to Free Repair or Replacements	21	2,175	1.0%	0.5%	0.5%	0.8%
% of FP17s Relating to Continuations	6	2,175	0.3%	0.7%	0.7%	0.9%
% of Patients satisfied with the dentistry they have received	0	0	N/A	90.9%	90.2%	93.2%
% of Patients satisfied with the time they had to wait for an appointment	0	0	N/A	82.1%	85.0%	88.3%

* This is based on patients treated on this contract for their most recent course of treatment. Figures in italics indicate the base number of FP17s or Patient Questionnaire responses are less than 100. N/A is shown where the base number of responses is less than 10 during the period. % is calculated as Quantity/Base number*100

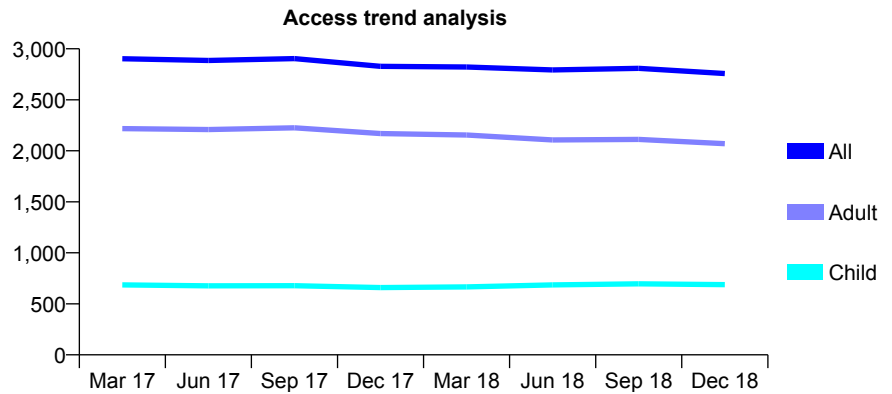
Q61 - Vital Signs At a Glance Contract Report for 105511/0001 - December 2018

Name or company name	Mr CE Ojji & Mr PE Aimiuwu
Contract type name	GDS Contract
Purpose of contract	General
Contract start date	01/04/2010
Contract end date	

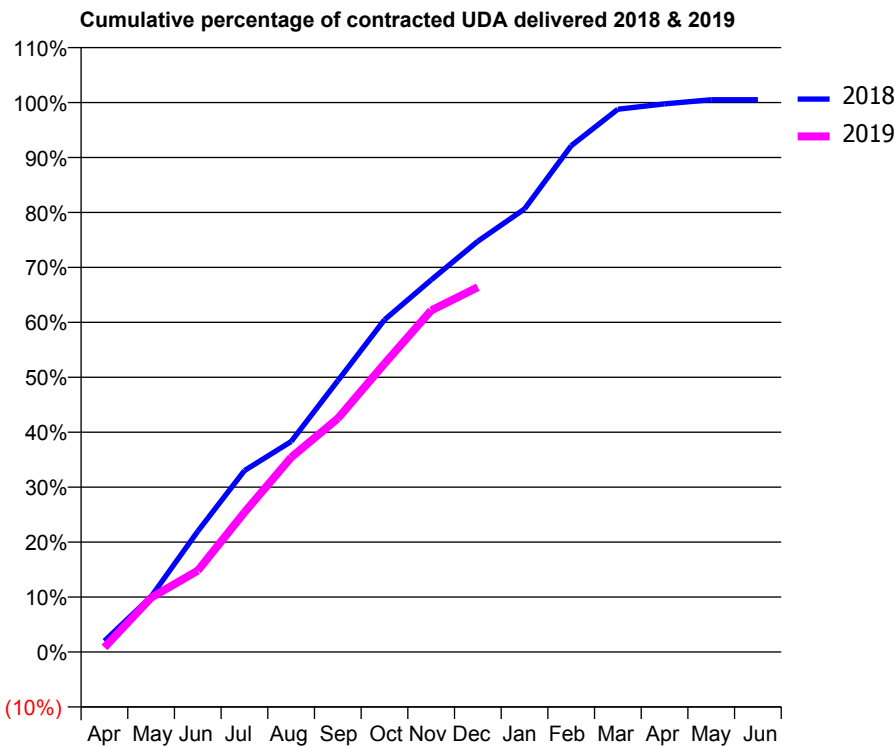
18/19 Contracted general activity (UDA)	8,941
Carry forward general activity (UDA)	-46
18/19 Contracted orthodontic activity (UOA)	0
Carry forward orthodontic activity (UOA)	0
Baseline contract value	£302,867.23

ACCESS*

Patients seen in 24 months	Total	Change since previous quarter
Quarter ending December 2017	2,828	
Quarter ending March 2018	2,821	→
Quarter ending June 2018	2,793	→
Quarter ending September 2018	2,808	→
Quarter ending December 2018	2,758	↓
Variance since December 2017	(2.5%)	↓



ACTIVITY



Month	Adjusted Scheduled Activity (UDA)	
	2018	2019
April	179	75
May	901	884
June	1,964	1,326
July	2,952	2,272
August	3,425	3,168
September	4,415	3,801
October	5,406	4,693
November	6,055	5,557
December	6,683	5,936
January	7,209	
February	8,236	
March	8,832	
April	8,919	
May	8,986	
June	8,987	

QUALITY

	Quantity	Base Number	Contract	AT	Region	England
% of FP17s for the same patient ID Re-attending within 3 months - Children	40	544	7.4%	10.7%	11.8%	11.8%
% of FP17s for the same patient ID Re-attending within 3 months - Adults	187	1,467	12.7%	15.9%	16.7%	15.6%
% of FP17s for the same patient ID Re-attending between 3 & 9 months - Children	175	544	32.2%	44.8%	48.6%	58.8%
% of FP17s for the same patient ID Re-attending between 3 & 9 months - Adults	430	1,467	29.3%	37.0%	39.1%	51.0%
% of FP17s for Band 1 Urgent Courses	199	1,965	10.1%	10.9%	10.6%	9.0%
% of FP17s Relating to Free Repair or Replacements	16	1,965	0.8%	0.5%	0.5%	0.8%
% of FP17s Relating to Continuations	43	1,965	2.2%	0.7%	0.7%	0.9%
% of Patients satisfied with the dentistry they have received	0	0	N/A	90.9%	90.2%	93.2%
% of Patients satisfied with the time they had to wait for an appointment	0	0	N/A	82.1%	85.0%	88.3%

* This is based on patients treated on this contract for their most recent course of treatment. Figures in italics indicate the base number of FP17s or Patient Questionnaire responses are less than 100. N/A is shown where the base number of responses is less than 10 during the period. % is calculated as Quantity/Base number*100

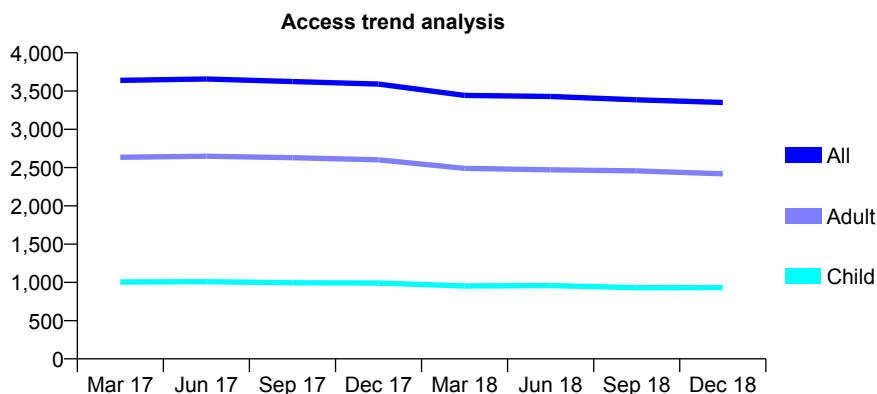
Q61 - Vital Signs At a Glance Contract Report for 105562/0001 - December 2018

Name or company name	Southend Road Dental Surgery Limited
Contract type name	GDS Contract
Purpose of contract	General
Contract start date	01/04/2008
Contract end date	

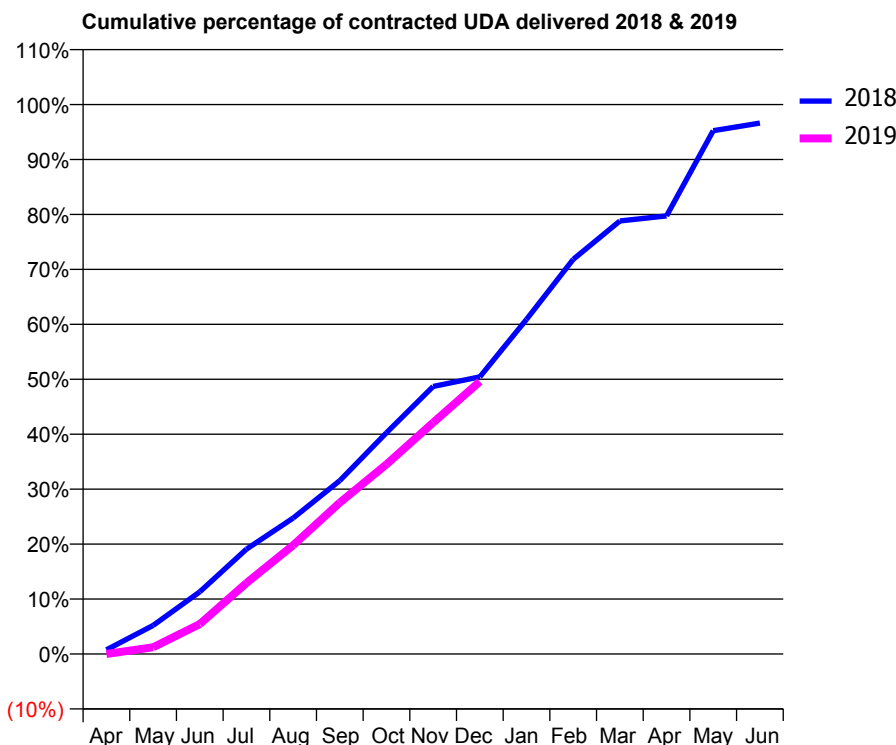
18/19 Contracted general activity (UDA)	13,304
Carry forward general activity (UDA)	0
18/19 Contracted orthodontic activity (UOA)	0
Carry forward orthodontic activity (UOA)	0
Baseline contract value	£414,838.15

ACCESS*

Patients seen in 24 months	Total	Change since previous quarter
Quarter ending December 2017	3,592	
Quarter ending March 2018	3,443	↓
Quarter ending June 2018	3,429	→
Quarter ending September 2018	3,386	↓
Quarter ending December 2018	3,350	↓
Variance since December 2017	(6.7%)	↓



ACTIVITY



Month	Adjusted Scheduled Activity (UDA)	
	2018	2019
April	103	0
May	691	164
June	1,506	724
July	2,538	1,718
August	3,290	2,632
September	4,199	3,666
October	5,358	4,591
November	6,479	5,604
December	6,711	6,597
January	8,102	
February	9,554	
March	10,483	
April	10,607	
May	12,672	
June	12,853	

QUALITY

	Quantity	Base Number	Contract	AT	Region	England
% of FP17s for the same patient ID Re-attending within 3 months - Children	56	845	6.6%	10.7%	11.8%	11.8%
% of FP17s for the same patient ID Re-attending within 3 months - Adults	286	1,889	15.1%	15.9%	16.7%	15.6%
% of FP17s for the same patient ID Re-attending between 3 & 9 months - Children	317	845	37.5%	44.8%	48.6%	58.8%
% of FP17s for the same patient ID Re-attending between 3 & 9 months - Adults	553	1,889	29.3%	37.0%	39.1%	51.0%
% of FP17s for Band 1 Urgent Courses	317	2,119	15.0%	10.9%	10.6%	9.0%
% of FP17s Relating to Free Repair or Replacements	3	2,119	0.1%	0.5%	0.5%	0.8%
% of FP17s Relating to Continuations	8	2,119	0.4%	0.7%	0.7%	0.9%
% of Patients satisfied with the dentistry they have received	0	0	N/A	90.9%	90.2%	93.2%
% of Patients satisfied with the time they had to wait for an appointment	0	0	N/A	82.1%	85.0%	88.3%

* This is based on patients treated on this contract for their most recent course of treatment. Figures in italics indicate the base number of FP17s or Patient Questionnaire responses are less than 100. N/A is shown where the base number of responses is less than 10 during the period. % is calculated as Quantity/Base number*100

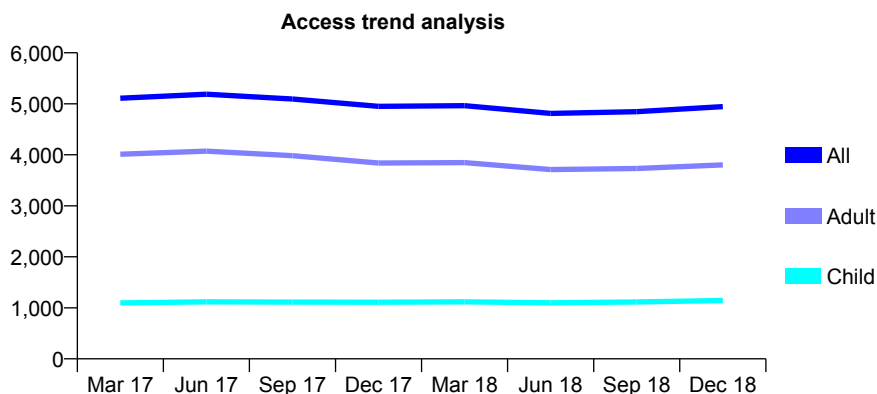
Q61 - Vital Signs At a Glance Contract Report for 105643/0001 - December 2018

Name or company name	E8 Dental Care
Contract type name	GDS Contract
Purpose of contract	General
Contract start date	01/08/2012
Contract end date	

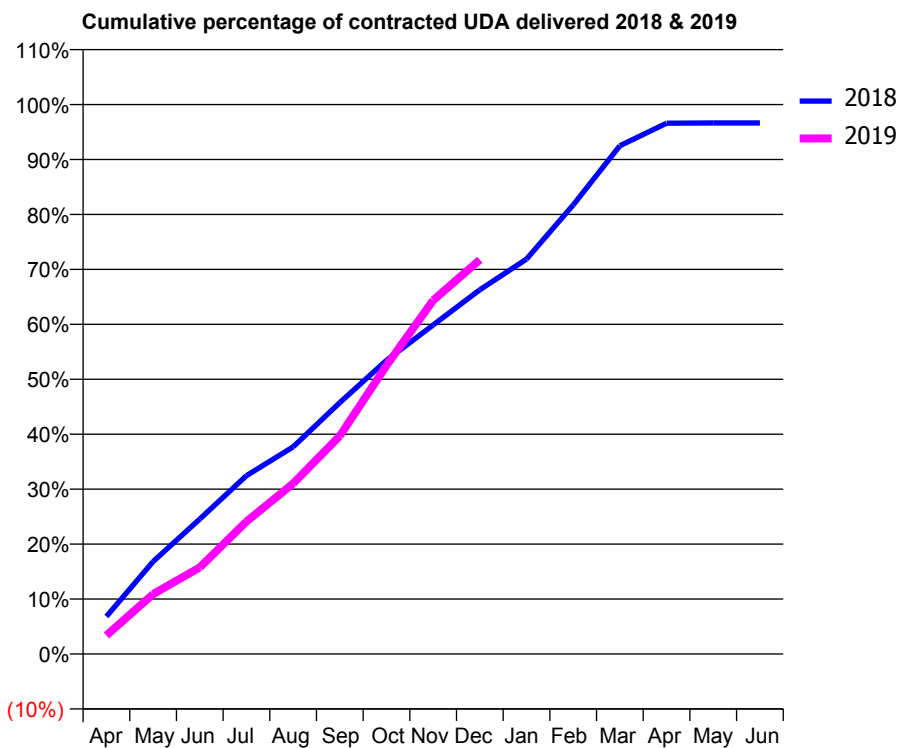
18/19 Contracted general activity (UDA)	14,337
Carry forward general activity (UDA)	0
18/19 Contracted orthodontic activity (UOA)	0
Carry forward orthodontic activity (UOA)	0
Baseline contract value	£364,572.49

ACCESS*

Patients seen in 24 months	Total	Change since previous quarter
Quarter ending December 2017	4,950	
Quarter ending March 2018	4,964	→
Quarter ending June 2018	4,811	↓
Quarter ending September 2018	4,846	→
Quarter ending December 2018	4,945	↑
Variance since December 2017	(0.1%)	→



ACTIVITY



Month	Adjusted Scheduled Activity (UDA)	
	2018	2019
April	980	486
May	2,413	1,564
June	3,522	2,258
July	4,655	3,456
August	5,403	4,447
September	6,560	5,689
October	7,664	7,528
November	8,585	9,228
December	9,505	10,288
January	10,305	
February	11,718	
March	13,261	
April	13,850	
May	13,854	
June	13,854	

QUALITY

	Quantity	Base Number	Contract	AT	Region	England
% of FP17s for the same patient ID Re-attending within 3 months - Children	75	1,005	7.5%	10.7%	11.8%	11.8%
% of FP17s for the same patient ID Re-attending within 3 months - Adults	568	3,229	17.6%	15.9%	16.7%	15.6%
% of FP17s for the same patient ID Re-attending between 3 & 9 months - Children	428	1,005	42.6%	44.8%	48.6%	58.8%
% of FP17s for the same patient ID Re-attending between 3 & 9 months - Adults	1,051	3,229	32.5%	37.0%	39.1%	51.0%
% of FP17s for Band 1 Urgent Courses	574	4,005	14.3%	10.9%	10.6%	9.0%
% of FP17s Relating to Free Repair or Replacements	23	4,005	0.6%	0.5%	0.5%	0.8%
% of FP17s Relating to Continuations	14	4,005	0.3%	0.7%	0.7%	0.9%
% of Patients satisfied with the dentistry they have received	2	2	N/A	90.9%	90.2%	93.2%
% of Patients satisfied with the time they had to wait for an appointment	1	2	N/A	82.1%	85.0%	88.3%

* This is based on patients treated on this contract for their most recent course of treatment. Figures in italics indicate the base number of FP17s or Patient Questionnaire responses are less than 100. N/A is shown where the base number of responses is less than 10 during the period. % is calculated as Quantity/Base number*100

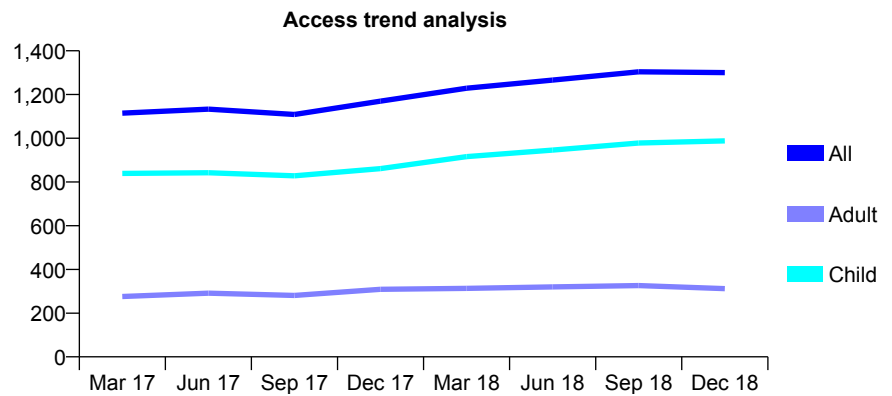
Q61 - Vital Signs At a Glance Contract Report for 105910/0001 - December 2018

Name or company name	Cavendish House Dental Surgery
Contract type name	GDS Contract
Purpose of contract	General
Contract start date	01/08/2007
Contract end date	

18/19 Contracted general activity (UDA)	3,096
Carry forward general activity (UDA)	0
18/19 Contracted orthodontic activity (UOA)	0
Carry forward orthodontic activity (UOA)	0
Baseline contract value	£68,548.84

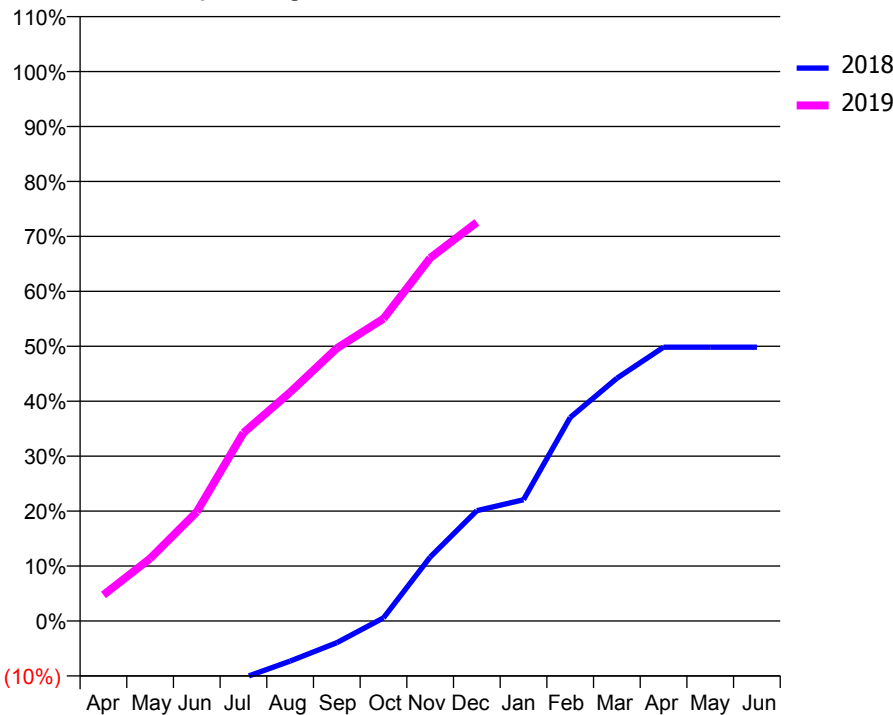
ACCESS*

Patients seen in 24 months	Total	Change since previous quarter
Quarter ending December 2017	1,170	
Quarter ending March 2018	1,229	↑
Quarter ending June 2018	1,266	↑
Quarter ending September 2018	1,304	↑
Quarter ending December 2018	1,300	→
Variance since December 2017	11.1%	↑



ACTIVITY

Cumulative percentage of contracted UDA delivered 2018 & 2019



Adjusted Scheduled Activity (UDA)		
Month	2018	2019
April	-810	147
May	-553	352
June	-408	615
July	-321	1,061
August	-227	1,289
September	-123	1,537
October	18	1,703
November	360	2,045
December	622	2,246
January	683	
February	1,147	
March	1,367	
April	1,543	
May	1,543	
June	1,543	

QUALITY

	Quantity	Base Number	Contract	AT	Region	England
% of FP17s for the same patient ID Re-attending within 3 months - Children	69	1,004	6.9%	10.7%	11.8%	11.8%
% of FP17s for the same patient ID Re-attending within 3 months - Adults	59	265	22.3%	15.9%	16.7%	15.6%
% of FP17s for the same patient ID Re-attending between 3 & 9 months - Children	490	1,004	48.8%	44.8%	48.6%	58.8%
% of FP17s for the same patient ID Re-attending between 3 & 9 months - Adults	106	265	40.0%	37.0%	39.1%	51.0%
% of FP17s for Band 1 Urgent Courses	20	1,181	1.7%	10.9%	10.6%	9.0%
% of FP17s Relating to Free Repair or Replacements	0	1,181	0.0%	0.5%	0.5%	0.8%
% of FP17s Relating to Continuations	0	1,181	0.0%	0.7%	0.7%	0.9%
% of Patients satisfied with the dentistry they have received	0	0	N/A	90.9%	90.2%	93.2%
% of Patients satisfied with the time they had to wait for an appointment	0	0	N/A	82.1%	85.0%	88.3%

* This is based on patients treated on this contract for their most recent course of treatment. Figures in italics indicate the base number of FP17s or Patient Questionnaire responses are less than 100. N/A is shown where the base number of responses is less than 10 during the period. % is calculated as Quantity/Base number*100

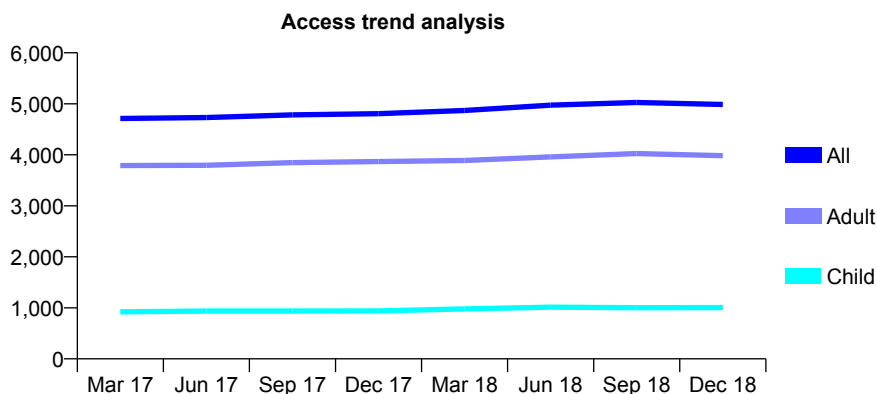
Q61 - Vital Signs At a Glance Contract Report for 106143/0001 - December 2018

Name or company name	M & D Healthcare LTD
Contract type name	GDS Contract
Purpose of contract	General
Contract start date	01/04/2010
Contract end date	

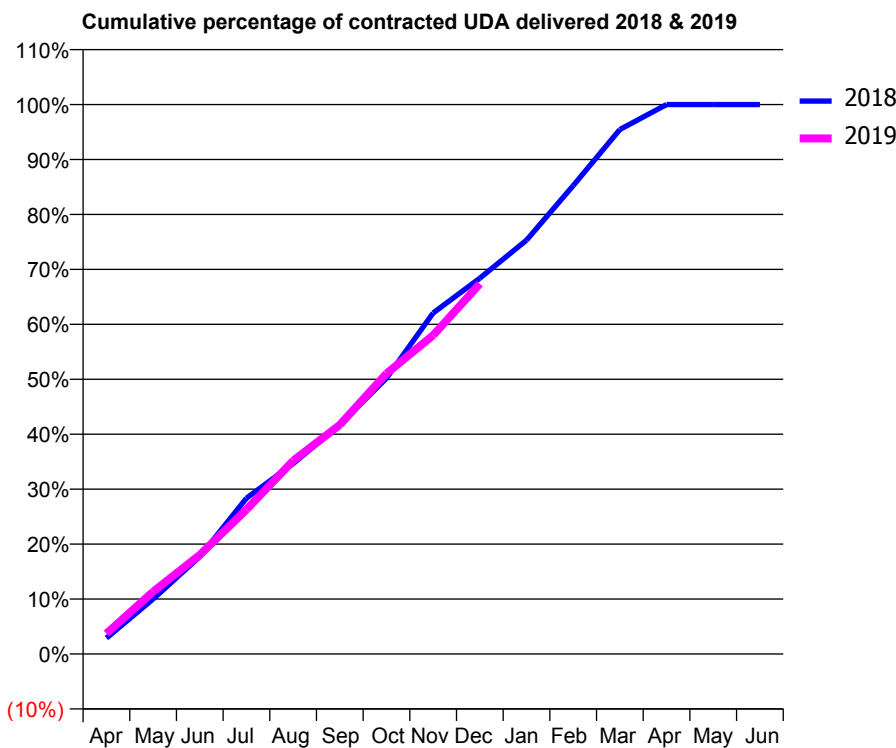
18/19 Contracted general activity (UDA)	11,000
Carry forward general activity (UDA)	2
18/19 Contracted orthodontic activity (UOA)	0
Carry forward orthodontic activity (UOA)	0
Baseline contract value	£446,759.91

ACCESS*

Patients seen in 24 months	Total	Change since previous quarter
Quarter ending December 2017	4,807	
Quarter ending March 2018	4,870	→
Quarter ending June 2018	4,973	↑
Quarter ending September 2018	5,026	→
Quarter ending December 2018	4,986	→
Variance since December 2017	3.7%	↑



ACTIVITY



Month	Adjusted Scheduled Activity (UDA)	
	2018	2019
April	319	409
May	1,101	1,248
June	1,951	1,984
July	3,119	2,893
August	3,811	3,870
September	4,590	4,587
October	5,522	5,614
November	6,827	6,380
December	7,524	7,411
January	8,286	
February	9,376	
March	10,500	
April	10,999	
May	10,998	
June	10,998	

QUALITY

	Quantity	Base Number	Contract	AT	Region	England
% of FP17s for the same patient ID Re-attending within 3 months - Children	89	915	9.7%	10.7%	11.8%	11.8%
% of FP17s for the same patient ID Re-attending within 3 months - Adults	390	2,795	14.0%	15.9%	16.7%	15.6%
% of FP17s for the same patient ID Re-attending between 3 & 9 months - Children	378	915	41.3%	44.8%	48.6%	58.8%
% of FP17s for the same patient ID Re-attending between 3 & 9 months - Adults	765	2,795	27.4%	37.0%	39.1%	51.0%
% of FP17s for Band 1 Urgent Courses	593	3,103	19.1%	10.9%	10.6%	9.0%
% of FP17s Relating to Free Repair or Replacements	14	3,103	0.5%	0.5%	0.5%	0.8%
% of FP17s Relating to Continuations	6	3,103	0.2%	0.7%	0.7%	0.9%
% of Patients satisfied with the dentistry they have received	0	0	N/A	90.9%	90.2%	93.2%
% of Patients satisfied with the time they had to wait for an appointment	0	0	N/A	82.1%	85.0%	88.3%

* This is based on patients treated on this contract for their most recent course of treatment. Figures in italics indicate the base number of FP17s or Patient Questionnaire responses are less than 100. N/A is shown where the base number of responses is less than 10 during the period. % is calculated as Quantity/Base number*100

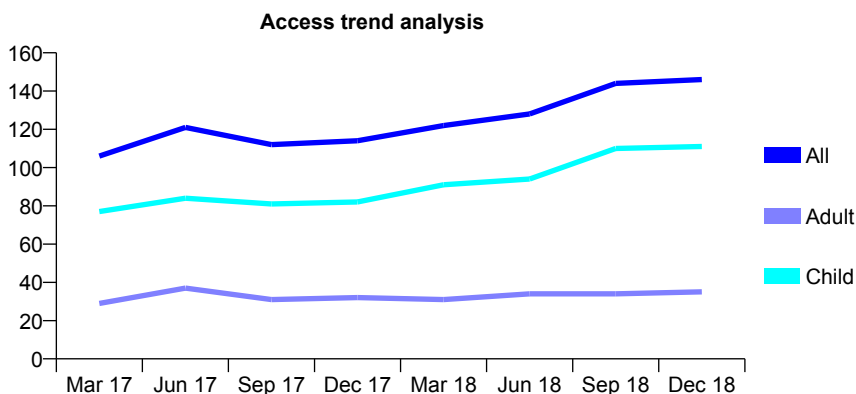
Q61 - Vital Signs At a Glance Contract Report for 107042/0002 - December 2018

Name or company name	Sudhir Thakerar & Partners
Contract type name	GDS Contract
Purpose of contract	General
Contract start date	01/08/2014
Contract end date	

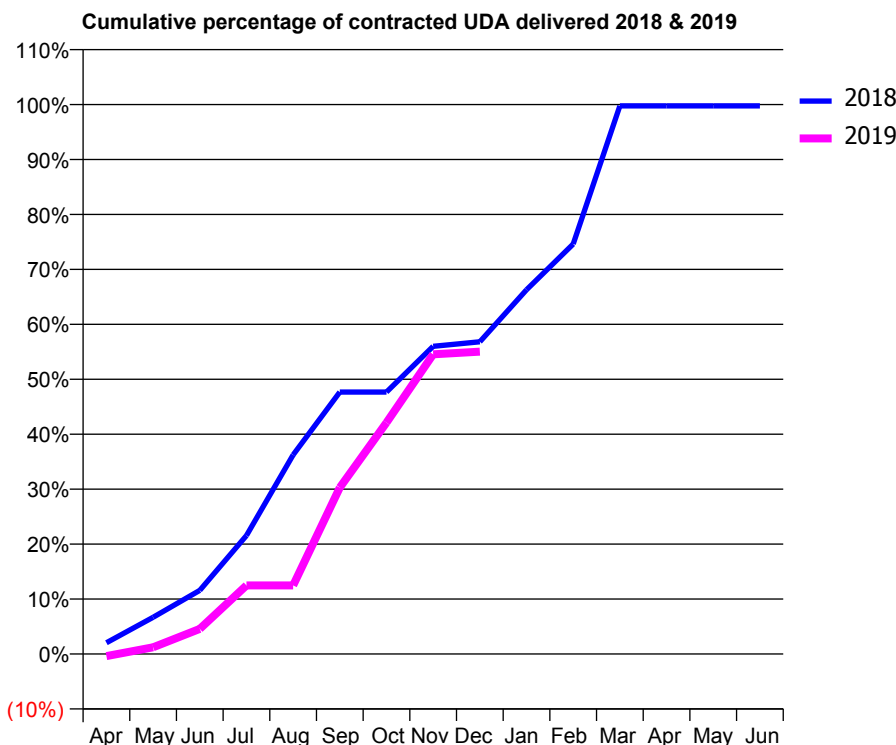
18/19 Contracted general activity (UDA)	245
Carry forward general activity (UDA)	1
18/19 Contracted orthodontic activity (UOA)	0
Carry forward orthodontic activity (UOA)	0
Baseline contract value	£8,108.66

ACCESS*

Patients seen in 24 months	Total	Change since previous quarter
Quarter ending December 2017	114	
Quarter ending March 2018	122	↑
Quarter ending June 2018	128	↑
Quarter ending September 2018	144	↑
Quarter ending December 2018	146	→
Variance since December 2017	28.1%	↑



ACTIVITY



Month	Adjusted Scheduled Activity (UDA)	
	2018	2019
April	5	-1
May	16	3
June	28	11
July	53	31
August	89	31
September	117	74
October	117	103
November	137	134
December	139	135
January	162	
February	183	
March	244	
April	244	
May	244	
June	244	

QUALITY

	Quantity	Base Number	Contract	AT	Region	England
% of FP17s for the same patient ID Re-attending within 3 months - Children	8	72	11.1%	10.7%	11.8%	11.8%
% of FP17s for the same patient ID Re-attending within 3 months - Adults	1	17	5.9%	15.9%	16.7%	15.6%
% of FP17s for the same patient ID Re-attending between 3 & 9 months - Children	17	72	23.6%	44.8%	48.6%	58.8%
% of FP17s for the same patient ID Re-attending between 3 & 9 months - Adults	7	17	41.2%	37.0%	39.1%	51.0%
% of FP17s for Band 1 Urgent Courses	9	89	10.1%	10.9%	10.6%	9.0%
% of FP17s Relating to Free Repair or Replacements	0	89	0.0%	0.5%	0.5%	0.8%
% of FP17s Relating to Continuations	0	89	0.0%	0.7%	0.7%	0.9%
% of Patients satisfied with the dentistry they have received	0	0	N/A	90.9%	90.2%	93.2%
% of Patients satisfied with the time they had to wait for an appointment	0	0	N/A	82.1%	85.0%	88.3%

* This is based on patients treated on this contract for their most recent course of treatment. Figures in italics indicate the base number of FP17s or Patient Questionnaire responses are less than 100. N/A is shown where the base number of responses is less than 10 during the period. % is calculated as Quantity/Base number*100

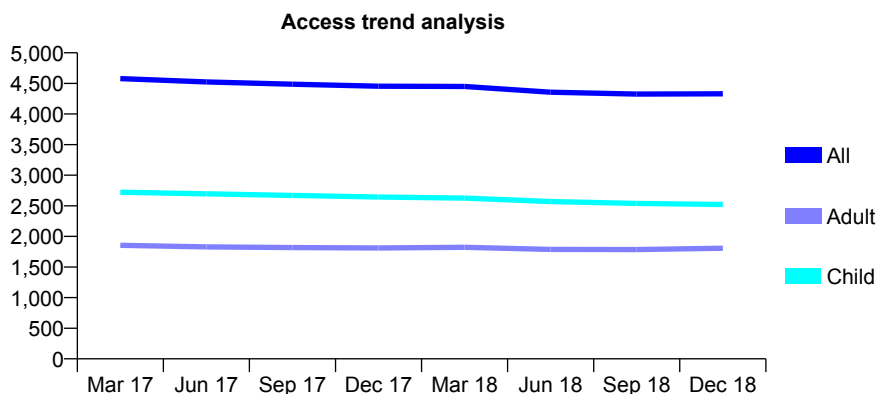
Q61 - Vital Signs At a Glance Contract Report for 109061/0001 - December 2018

Name or company name	Davidoff Dental Practice
Contract type name	GDS Contract
Purpose of contract	General and Orthodontic
Contract start date	23/11/2012
Contract end date	

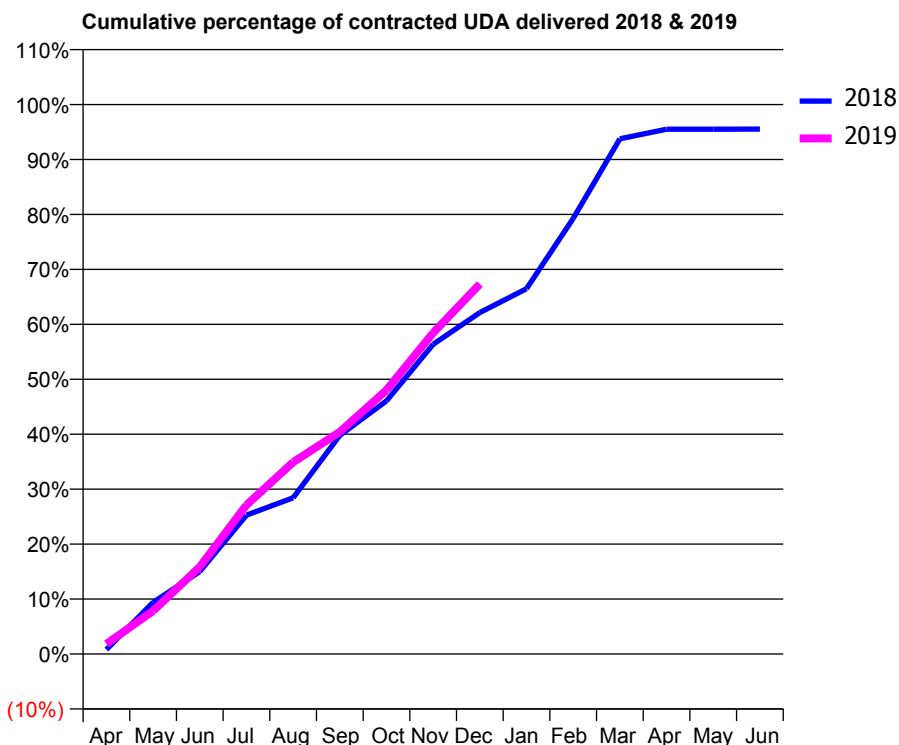
18/19 Contracted general activity (UDA)	14,478
Carry forward general activity (UDA)	-51
18/19 Contracted orthodontic activity (UOA)	1,420
Carry forward orthodontic activity (UOA)	-16
Baseline contract value	£528,637.40

ACCESS*

Patients seen in 24 months	Total	Change since previous quarter
Quarter ending December 2017	4,455	
Quarter ending March 2018	4,449	→
Quarter ending June 2018	4,357	↓
Quarter ending September 2018	4,325	→
Quarter ending December 2018	4,329	→
Variance since December 2017	(2.8%)	↓



ACTIVITY



Month	Adjusted Scheduled Activity (UDA)	
	2018	2019
April	118	264
May	1,361	1,136
June	2,172	2,298
July	3,658	3,926
August	4,117	5,055
September	5,760	5,852
October	6,670	6,956
November	8,161	8,460
December	8,995	9,747
January	9,624	
February	11,475	
March	13,575	
April	13,827	
May	13,827	
June	13,829	

QUALITY

	Quantity	Base Number	Contract	AT	Region	England
% of FP17s for the same patient ID Re-attending within 3 months - Children	483	3,061	15.8%	10.7%	11.8%	11.8%
% of FP17s for the same patient ID Re-attending within 3 months - Adults	275	1,692	16.3%	15.9%	16.7%	15.6%
% of FP17s for the same patient ID Re-attending between 3 & 9 months - Children	1,547	3,061	50.5%	44.8%	48.6%	58.8%
% of FP17s for the same patient ID Re-attending between 3 & 9 months - Adults	976	1,692	57.7%	37.0%	39.1%	51.0%
% of FP17s for Band 1 Urgent Courses	509	4,167	12.2%	10.9%	10.6%	9.0%
% of FP17s Relating to Free Repair or Replacements	0	4,167	0.0%	0.5%	0.5%	0.8%
% of FP17s Relating to Continuations	1	4,167	0.0%	0.7%	0.7%	0.9%
% of Patients satisfied with the dentistry they have received	2	2	N/A	90.9%	90.2%	93.2%
% of Patients satisfied with the time they had to wait for an appointment	0	2	N/A	82.1%	85.0%	88.3%

* This is based on patients treated on this contract for their most recent course of treatment. Figures in italics indicate the base number of FP17s or Patient Questionnaire responses are less than 100. N/A is shown where the base number of responses is less than 10 during the period. % is calculated as Quantity/Base number*100

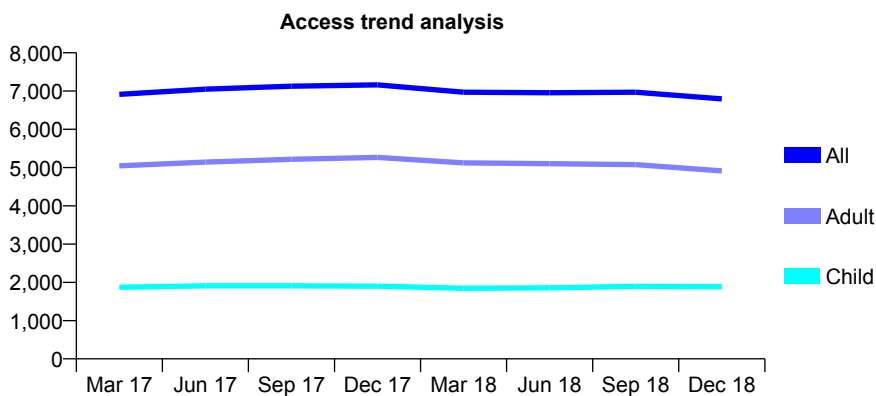
Q61 - Vital Signs At a Glance Contract Report for 109665/0001 - December 2018

Name or company name	Woodford Dental Care
Contract type name	Pilot Contract
Purpose of contract	General and Orthodontic
Contract start date	01/11/2006
Contract end date	

18/19 Contracted general activity (UDA)	15,510
Carry forward general activity (UDA)	0
18/19 Contracted orthodontic activity (UOA)	215
Carry forward orthodontic activity (UOA)	0
Baseline contract value	£545,813.87

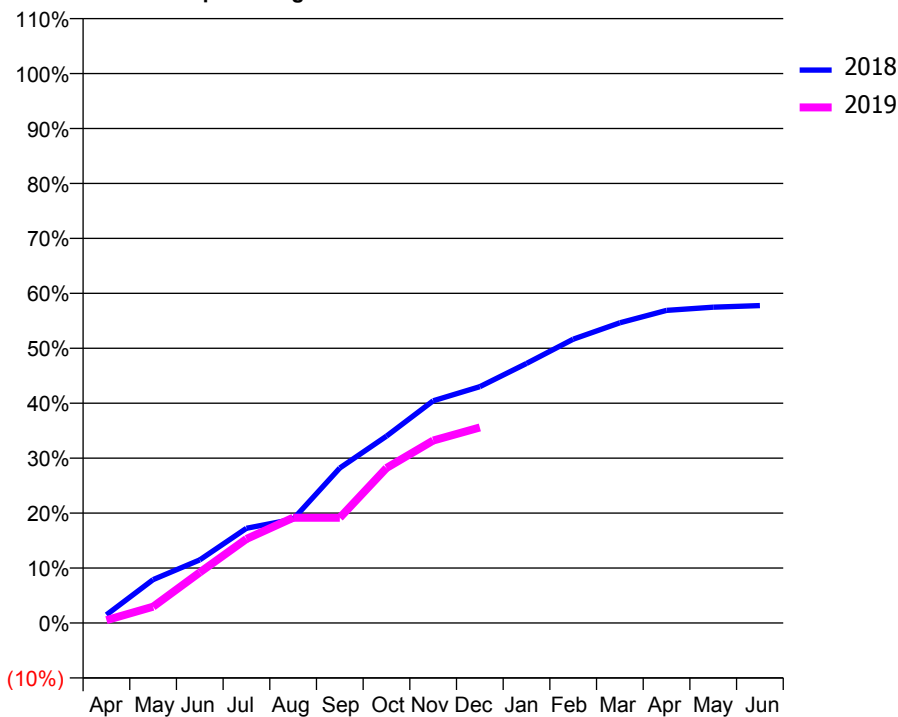
ACCESS*

Patients seen in 24 months	Total	Change since previous quarter
Quarter ending December 2017	7,163	
Quarter ending March 2018	6,970	↓
Quarter ending June 2018	6,957	→
Quarter ending September 2018	6,970	→
Quarter ending December 2018	6,797	↓
Variance since December 2017	(5.1%)	↓



ACTIVITY

Cumulative percentage of contracted UDA delivered 2018 & 2019



Month	Adjusted Scheduled Activity (UDA)	
	2018	2019
April	230	82
May	1,225	461
June	1,784	1,428
July	2,674	2,372
August	2,931	2,973
September	4,376	2,973
October	5,273	4,374
November	6,274	5,153
December	6,672	5,518
January	7,327	
February	8,013	
March	8,473	
April	8,823	
May	8,916	
June	8,960	

QUALITY

	Quantity	Base Number	Contract	AT	Region	England
% of FP17s for the same patient ID Re-attending within 3 months - Children	131	1,647	8.0%	10.7%	11.8%	11.8%
% of FP17s for the same patient ID Re-attending within 3 months - Adults	392	3,372	11.6%	15.9%	16.7%	15.6%
% of FP17s for the same patient ID Re-attending between 3 & 9 months - Children	567	1,647	34.4%	44.8%	48.6%	58.8%
% of FP17s for the same patient ID Re-attending between 3 & 9 months - Adults	713	3,372	21.1%	37.0%	39.1%	51.0%
% of FP17s for Band 1 Urgent Courses	458	3,865	11.8%	10.9%	10.6%	9.0%
% of FP17s Relating to Free Repair or Replacements	6	3,865	0.2%	0.5%	0.5%	0.8%
% of FP17s Relating to Continuations	4	3,865	0.1%	0.7%	0.7%	0.9%
% of Patients satisfied with the dentistry they have received	0	0	N/A	90.9%	90.2%	93.2%
% of Patients satisfied with the time they had to wait for an appointment	0	0	N/A	82.1%	85.0%	88.3%

* This is based on patients treated on this contract for their most recent course of treatment. Figures in italics indicate the base number of FP17s or Patient Questionnaire responses are less than 100. N/A is shown where the base number of responses is less than 10 during the period. % is calculated as Quantity/Base number*100

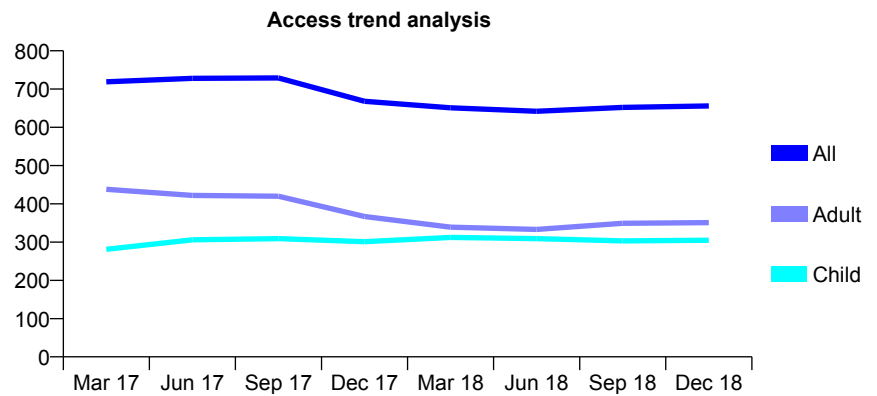
Q61 - Vital Signs At a Glance Contract Report for 109959/0001 - December 2018

Name or company name	Adarsh Thanki
Contract type name	GDS Contract
Purpose of contract	General
Contract start date	01/01/2012
Contract end date	

18/19 Contracted general activity (UDA)	1,272
Carry forward general activity (UDA)	-9
18/19 Contracted orthodontic activity (UOA)	0
Carry forward orthodontic activity (UOA)	0
Baseline contract value	£36,386.46

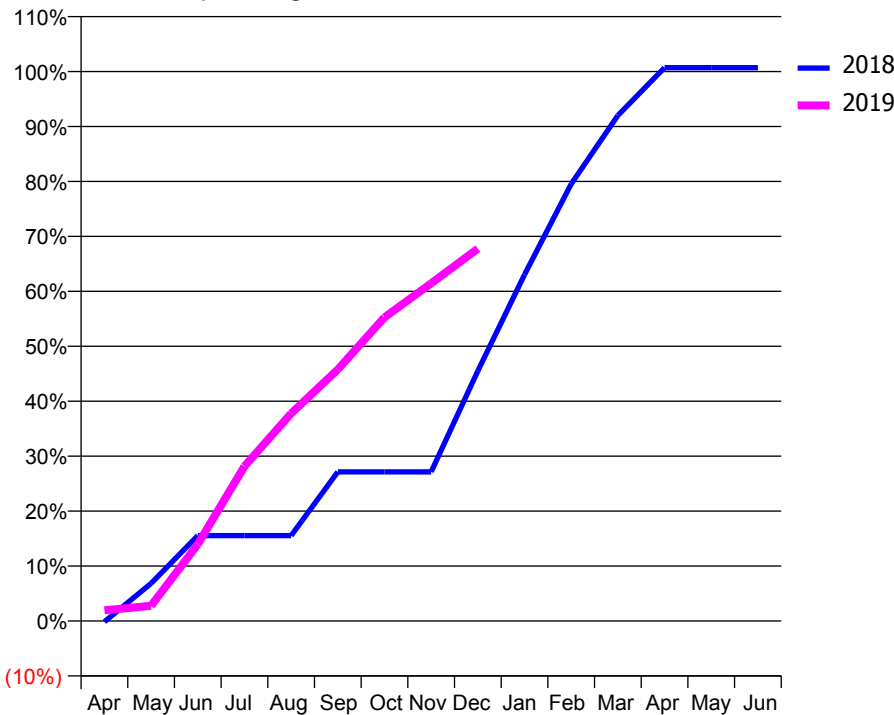
ACCESS*

Patients seen in 24 months	Total	Change since previous quarter
Quarter ending December 2017	668	
Quarter ending March 2018	651	↓
Quarter ending June 2018	642	↓
Quarter ending September 2018	652	→
Quarter ending December 2018	656	→
Variance since December 2017	(1.8%)	↓



ACTIVITY

Cumulative percentage of contracted UDA delivered 2018 & 2019



Month	Adjusted Scheduled Activity (UDA)	
	2018	2019
April	-2	25
May	87	35
June	198	178
July	198	358
August	198	480
September	345	582
October	345	703
November	345	782
December	579	862
January	802	
February	1,012	
March	1,170	
April	1,281	
May	1,281	
June	1,281	

QUALITY

	Quantity	Base Number	Contract	AT	Region	England
% of FP17s for the same patient ID Re-attending within 3 months - Children	28	268	10.4%	10.7%	11.8%	11.8%
% of FP17s for the same patient ID Re-attending within 3 months - Adults	35	254	13.8%	15.9%	16.7%	15.6%
% of FP17s for the same patient ID Re-attending between 3 & 9 months - Children	115	268	42.9%	44.8%	48.6%	58.8%
% of FP17s for the same patient ID Re-attending between 3 & 9 months - Adults	77	254	30.3%	37.0%	39.1%	51.0%
% of FP17s for Band 1 Urgent Courses	35	484	7.2%	10.9%	10.6%	9.0%
% of FP17s Relating to Free Repair or Replacements	2	484	0.4%	0.5%	0.5%	0.8%
% of FP17s Relating to Continuations	1	484	0.2%	0.7%	0.7%	0.9%
% of Patients satisfied with the dentistry they have received	0	0	N/A	90.9%	90.2%	93.2%
% of Patients satisfied with the time they had to wait for an appointment	0	0	N/A	82.1%	85.0%	88.3%

* This is based on patients treated on this contract for their most recent course of treatment. Figures in italics indicate the base number of FP17s or Patient Questionnaire responses are less than 100. N/A is shown where the base number of responses is less than 10 during the period. % is calculated as Quantity/Base number*100

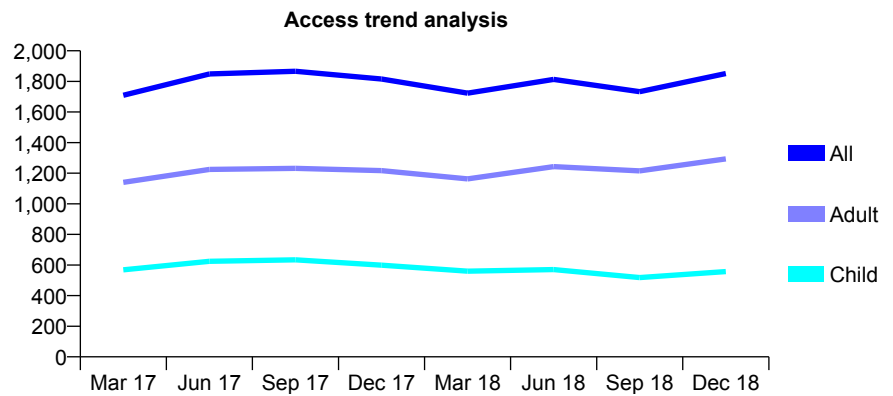
Q61 - Vital Signs At a Glance Contract Report for 110043/0001 - December 2018

Name or company name	Care Dental Practice
Contract type name	GDS Contract
Purpose of contract	General
Contract start date	01/10/2007
Contract end date	

18/19 Contracted general activity (UDA)	5,915
Carry forward general activity (UDA)	0
18/19 Contracted orthodontic activity (UOA)	0
Carry forward orthodontic activity (UOA)	0
Baseline contract value	£191,366.29

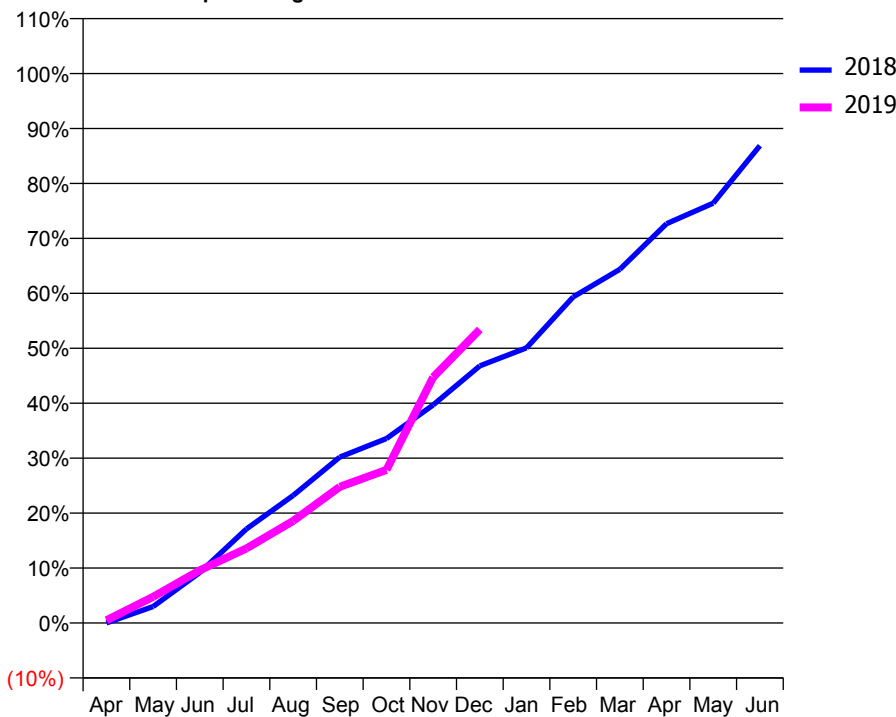
ACCESS*

Patients seen in 24 months	Total	Change since previous quarter
Quarter ending December 2017	1,816	
Quarter ending March 2018	1,723	↓
Quarter ending June 2018	1,813	↑
Quarter ending September 2018	1,733	↓
Quarter ending December 2018	1,851	↑
Variance since December 2017	1.9%	→



ACTIVITY

Cumulative percentage of contracted UDA delivered 2018 & 2019



Month	Adjusted Scheduled Activity (UDA)	
	2018	2019
April	0	30
May	177	282
June	544	567
July	1,013	803
August	1,374	1,099
September	1,787	1,466
October	1,986	1,649
November	2,348	2,646
December	2,768	3,159
January	2,962	
February	3,511	
March	3,807	
April	4,298	
May	4,520	
June	5,138	

QUALITY

	Quantity	Base Number	Contract	AT	Region	England
% of FP17s for the same patient ID Re-attending within 3 months - Children	42	432	9.7%	10.7%	11.8%	11.8%
% of FP17s for the same patient ID Re-attending within 3 months - Adults	231	1,128	20.5%	15.9%	16.7%	15.6%
% of FP17s for the same patient ID Re-attending between 3 & 9 months - Children	88	432	20.4%	44.8%	48.6%	58.8%
% of FP17s for the same patient ID Re-attending between 3 & 9 months - Adults	234	1,128	20.7%	37.0%	39.1%	51.0%
% of FP17s for Band 1 Urgent Courses	223	1,160	19.2%	10.9%	10.6%	9.0%
% of FP17s Relating to Free Repair or Replacements	4	1,160	0.3%	0.5%	0.5%	0.8%
% of FP17s Relating to Continuations	16	1,160	1.4%	0.7%	0.7%	0.9%
% of Patients satisfied with the dentistry they have received	0	1	N/A	90.9%	90.2%	93.2%
% of Patients satisfied with the time they had to wait for an appointment	0	1	N/A	82.1%	85.0%	88.3%

* This is based on patients treated on this contract for their most recent course of treatment. Figures in italics indicate the base number of FP17s or Patient Questionnaire responses are less than 100. N/A is shown where the base number of responses is less than 10 during the period. % is calculated as Quantity/Base number*100

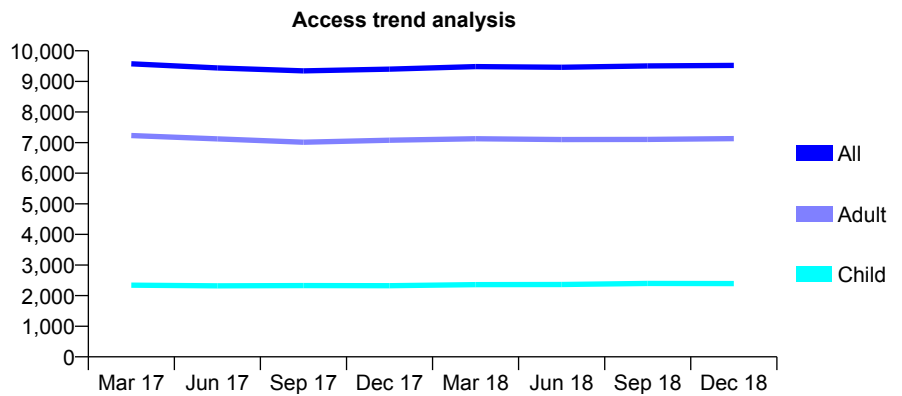
Q61 - Vital Signs At a Glance Contract Report for 110167/0001 - December 2018

Name or company name	Mr K Esmail and M K Velji
Contract type name	GDS Contract
Purpose of contract	General
Contract start date	01/05/2013
Contract end date	

18/19 Contracted general activity (UDA)	26,714
Carry forward general activity (UDA)	-119
18/19 Contracted orthodontic activity (UOA)	0
Carry forward orthodontic activity (UOA)	0
Baseline contract value	£728,032.03

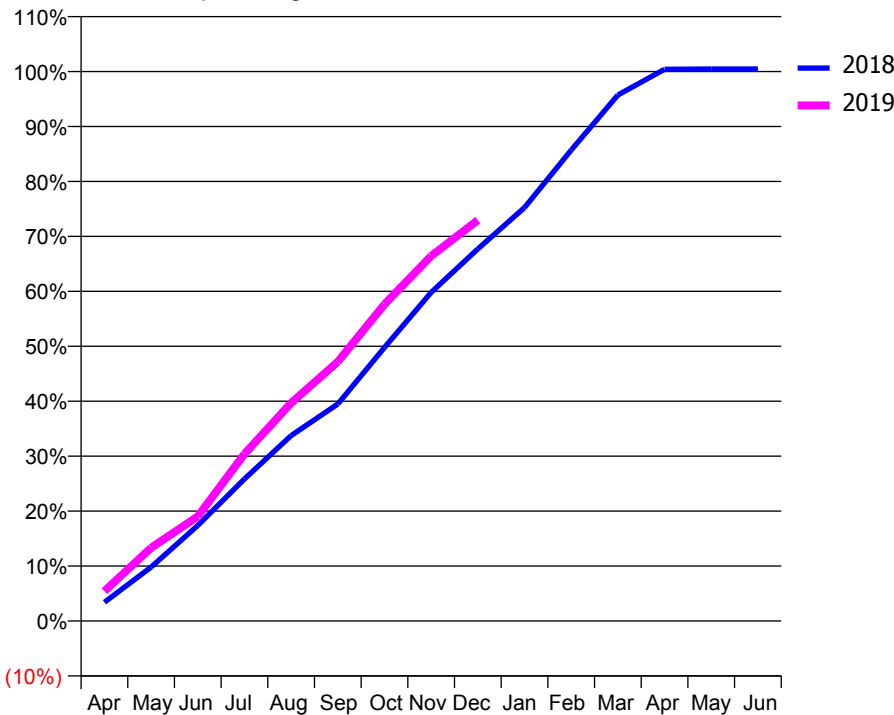
ACCESS*

Patients seen in 24 months	Total	Change since previous quarter
Quarter ending December 2017	9,403	
Quarter ending March 2018	9,483	→
Quarter ending June 2018	9,461	→
Quarter ending September 2018	9,505	→
Quarter ending December 2018	9,523	→
Variance since December 2017	1.3%	→



ACTIVITY

Cumulative percentage of contracted UDA delivered 2018 & 2019



Month	Adjusted Scheduled Activity (UDA)	
	2018	2019
April	913	1,454
May	2,625	3,565
June	4,642	5,083
July	6,910	8,123
August	9,011	10,605
September	10,553	12,604
October	13,300	15,401
November	15,978	17,745
December	18,088	19,490
January	20,099	
February	22,896	
March	25,568	
April	26,819	
May	26,833	
June	26,833	

QUALITY

	Quantity	Base Number	Contract	AT	Region	England
% of FP17s for the same patient ID Re-attending within 3 months - Children	142	2,305	6.2%	10.7%	11.8%	11.8%
% of FP17s for the same patient ID Re-attending within 3 months - Adults	842	6,033	14.0%	15.9%	16.7%	15.6%
% of FP17s for the same patient ID Re-attending between 3 & 9 months - Children	1,076	2,305	46.7%	44.8%	48.6%	58.8%
% of FP17s for the same patient ID Re-attending between 3 & 9 months - Adults	2,508	6,033	41.6%	37.0%	39.1%	51.0%
% of FP17s for Band 1 Urgent Courses	859	7,881	10.9%	10.9%	10.6%	9.0%
% of FP17s Relating to Free Repair or Replacements	39	7,881	0.5%	0.5%	0.5%	0.8%
% of FP17s Relating to Continuations	85	7,881	1.1%	0.7%	0.7%	0.9%
% of Patients satisfied with the dentistry they have received	6	6	N/A	90.9%	90.2%	93.2%
% of Patients satisfied with the time they had to wait for an appointment	6	6	N/A	82.1%	85.0%	88.3%

* This is based on patients treated on this contract for their most recent course of treatment. Figures in italics indicate the base number of FP17s or Patient Questionnaire responses are less than 100. N/A is shown where the base number of responses is less than 10 during the period. % is calculated as Quantity/Base number*100

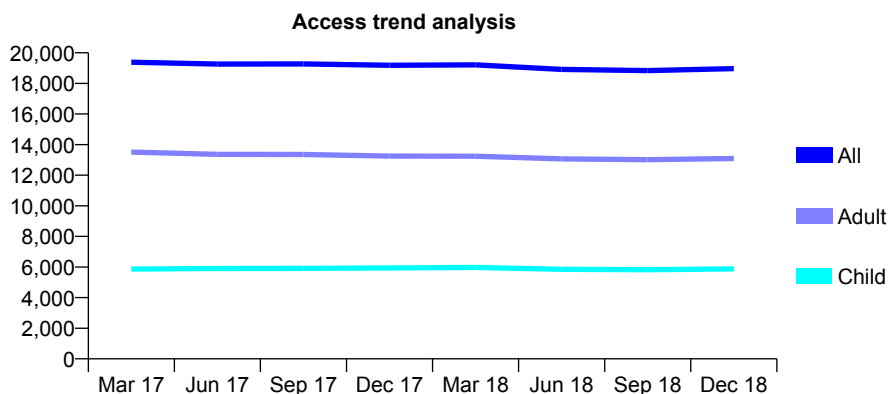
Q61 - Vital Signs At a Glance Contract Report for 110167/0002 - December 2018

Name or company name	Mr K Esmail and M K Velji
Contract type name	GDS Contract
Purpose of contract	General
Contract start date	01/05/2013
Contract end date	

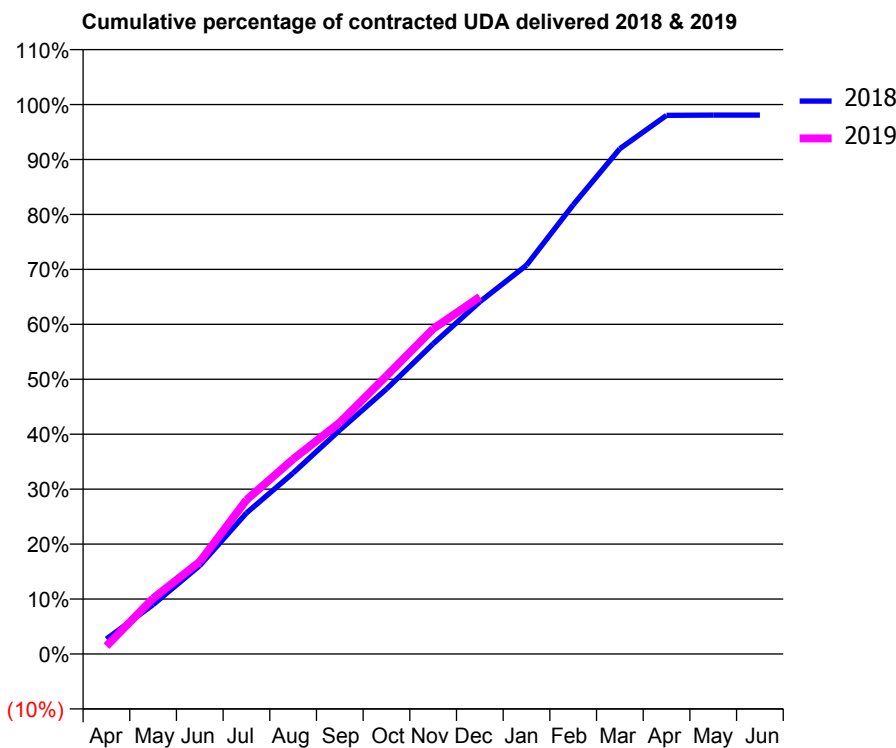
18/19 Contracted general activity (UDA)	53,705
Carry forward general activity (UDA)	1,039
18/19 Contracted orthodontic activity (UOA)	0
Carry forward orthodontic activity (UOA)	0
Baseline contract value	£1,490,646.87

ACCESS*

Patients seen in 24 months	Total	Change since previous quarter
Quarter ending December 2017	19,187	
Quarter ending March 2018	19,209	→
Quarter ending June 2018	18,914	↓
Quarter ending September 2018	18,836	→
Quarter ending December 2018	18,969	→
Variance since December 2017	(1.1%)	↓



ACTIVITY



Month	2018	2019
April	1,468	778
May	4,834	5,444
June	8,651	9,026
July	13,778	15,059
August	17,688	19,051
September	21,893	22,627
October	25,901	27,186
November	30,314	31,783
December	34,429	34,909
January	37,991	
February	43,904	
March	49,390	
April	52,647	
May	52,669	
June	52,666	

QUALITY

	Quantity	Base Number	Contract	AT	Region	England
% of FP17s for the same patient ID Re-attending within 3 months - Children	382	4,703	8.1%	10.7%	11.8%	11.8%
% of FP17s for the same patient ID Re-attending within 3 months - Adults	1,541	9,556	16.1%	15.9%	16.7%	15.6%
% of FP17s for the same patient ID Re-attending between 3 & 9 months - Children	1,552	4,703	33.0%	44.8%	48.6%	58.8%
% of FP17s for the same patient ID Re-attending between 3 & 9 months - Adults	2,714	9,556	28.4%	37.0%	39.1%	51.0%
% of FP17s for Band 1 Urgent Courses	2,327	13,420	17.3%	10.9%	10.6%	9.0%
% of FP17s Relating to Free Repair or Replacements	44	13,420	0.3%	0.5%	0.5%	0.8%
% of FP17s Relating to Continuations	67	13,420	0.5%	0.7%	0.7%	0.9%
% of Patients satisfied with the dentistry they have received	4	4	N/A	90.9%	90.2%	93.2%
% of Patients satisfied with the time they had to wait for an appointment	4	4	N/A	82.1%	85.0%	88.3%

* This is based on patients treated on this contract for their most recent course of treatment. Figures in italics indicate the base number of FP17s or Patient Questionnaire responses are less than 100. N/A is shown where the base number of responses is less than 10 during the period. % is calculated as Quantity/Base number*100

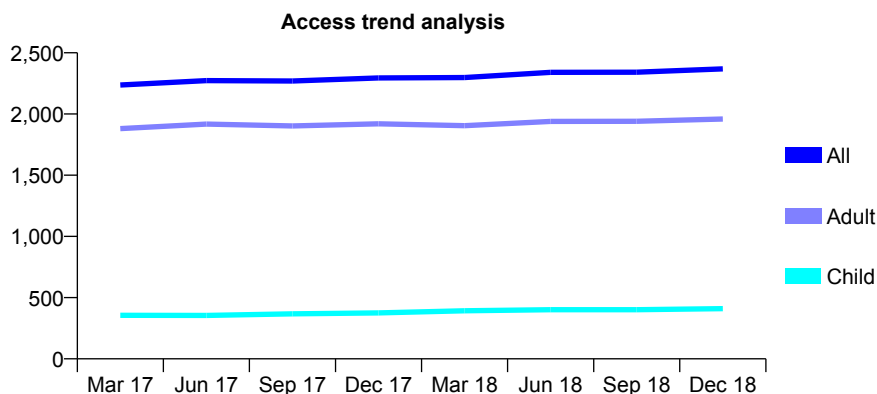
Q61 - Vital Signs At a Glance Contract Report for 110175/0001 - December 2018

Name or company name	Dr N Radia and Dr K Rughani
Contract type name	GDS Contract
Purpose of contract	General
Contract start date	03/12/2012
Contract end date	

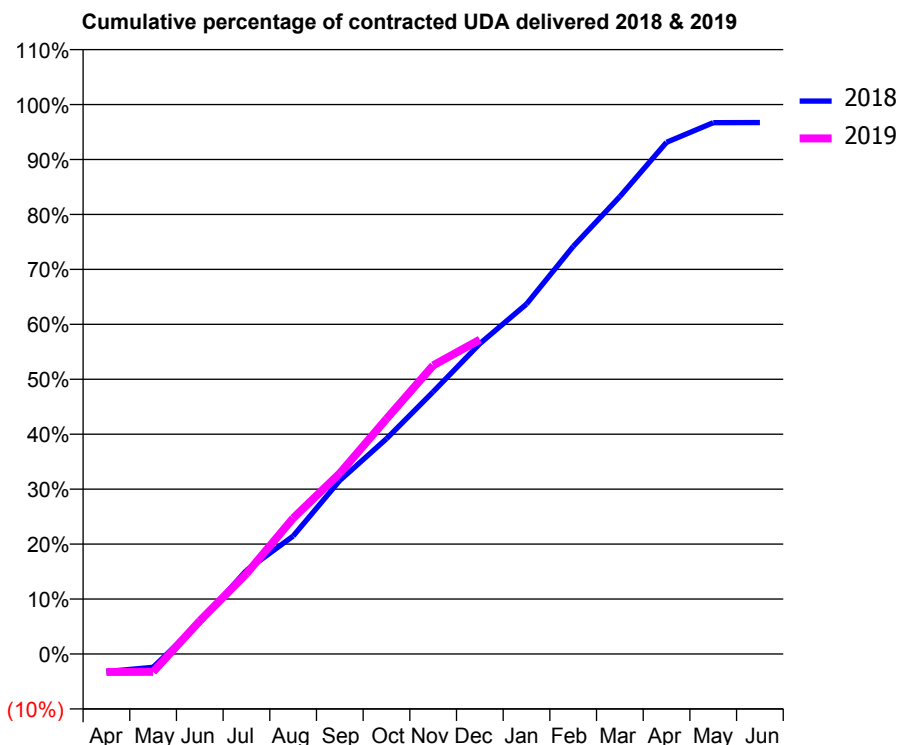
18/19 Contracted general activity (UDA)	6,929
Carry forward general activity (UDA)	227
18/19 Contracted orthodontic activity (UOA)	0
Carry forward orthodontic activity (UOA)	0
Baseline contract value	£193,534.37

ACCESS*

Patients seen in 24 months	Total	Change since previous quarter
Quarter ending December 2017	2,295	
Quarter ending March 2018	2,298	→
Quarter ending June 2018	2,340	→
Quarter ending September 2018	2,342	→
Quarter ending December 2018	2,369	→
Variance since December 2017	3.2%	↑



ACTIVITY



Month	Adjusted Scheduled Activity (UDA)	
	2018	2019
April	-223	-227
May	-169	-226
June	400	418
July	1,055	1,013
August	1,487	1,713
September	2,189	2,278
October	2,715	2,966
November	3,307	3,639
December	3,914	3,964
January	4,412	
February	5,140	
March	5,769	
April	6,452	
May	6,700	
June	6,702	

QUALITY

	Quantity	Base Number	Contract	AT	Region	England
% of FP17s for the same patient ID Re-attending within 3 months - Children	56	529	10.6%	10.7%	11.8%	11.8%
% of FP17s for the same patient ID Re-attending within 3 months - Adults	232	2,279	10.2%	15.9%	16.7%	15.6%
% of FP17s for the same patient ID Re-attending between 3 & 9 months - Children	355	529	67.1%	44.8%	48.6%	58.8%
% of FP17s for the same patient ID Re-attending between 3 & 9 months - Adults	1,613	2,279	70.8%	37.0%	39.1%	51.0%
% of FP17s for Band 1 Urgent Courses	137	2,358	5.8%	10.9%	10.6%	9.0%
% of FP17s Relating to Free Repair or Replacements	17	2,358	0.7%	0.5%	0.5%	0.8%
% of FP17s Relating to Continuations	14	2,358	0.6%	0.7%	0.7%	0.9%
% of Patients satisfied with the dentistry they have received	0	0	N/A	90.9%	90.2%	93.2%
% of Patients satisfied with the time they had to wait for an appointment	0	0	N/A	82.1%	85.0%	88.3%

* This is based on patients treated on this contract for their most recent course of treatment. Figures in italics indicate the base number of FP17s or Patient Questionnaire responses are less than 100. N/A is shown where the base number of responses is less than 10 during the period. % is calculated as Quantity/Base number*100

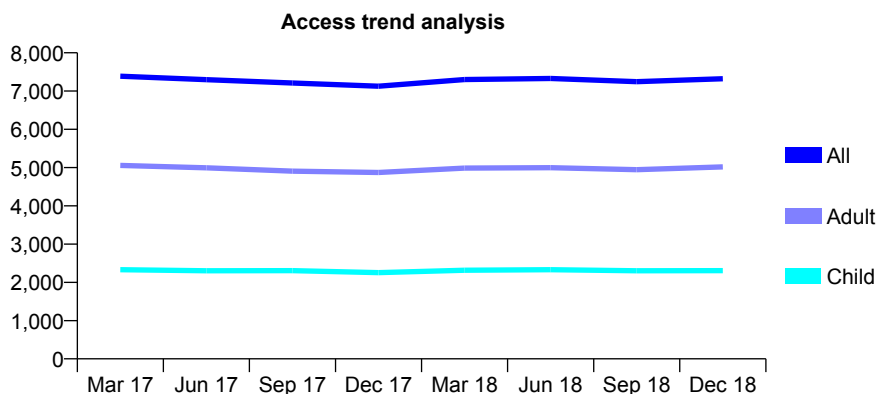
Q61 - Vital Signs At a Glance Contract Report for 110582/0001 - December 2018

Name or company name	MR S DARVISH-KOJOURI
Contract type name	GDS Contract
Purpose of contract	General
Contract start date	01/06/2013
Contract end date	

18/19 Contracted general activity (UDA)	21,262
Carry forward general activity (UDA)	-2
18/19 Contracted orthodontic activity (UOA)	0
Carry forward orthodontic activity (UOA)	0
Baseline contract value	£624,631.70

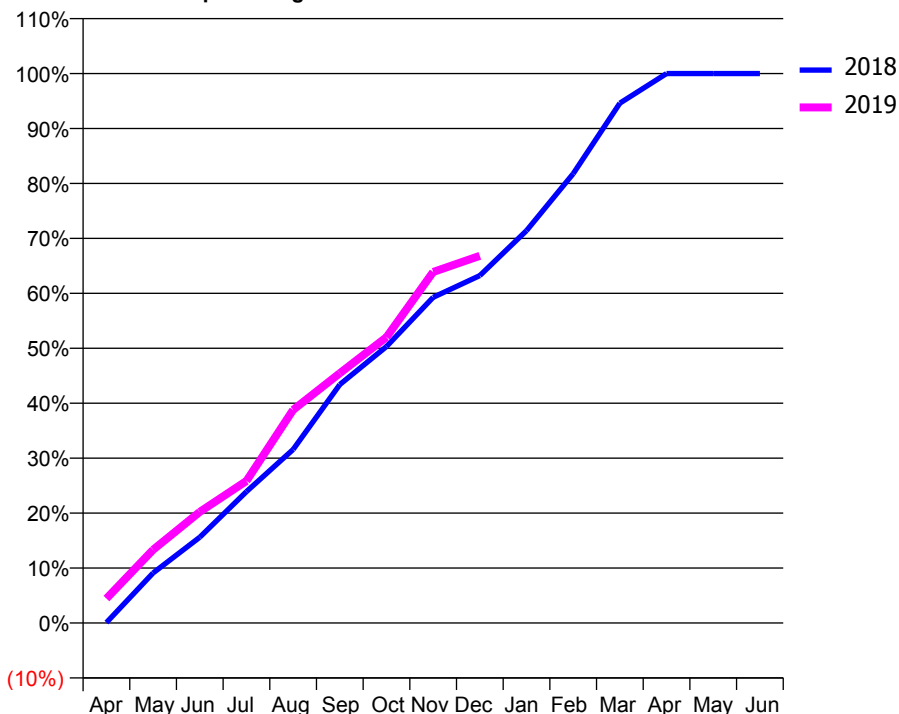
ACCESS*

Patients seen in 24 months	Total	Change since previous quarter
Quarter ending December 2017	7,126	
Quarter ending March 2018	7,300	↑
Quarter ending June 2018	7,330	→
Quarter ending September 2018	7,245	↓
Quarter ending December 2018	7,323	→
Variance since December 2017	2.8%	↑



ACTIVITY

Cumulative percentage of contracted UDA delivered 2018 & 2019



Month	Adjusted Scheduled Activity (UDA)	
	2018	2019
April	17	945
May	1,937	2,838
June	3,322	4,299
July	5,087	5,496
August	6,714	8,247
September	9,227	9,664
October	10,696	11,060
November	12,604	13,584
December	13,445	14,205
January	15,181	
February	17,387	
March	20,115	
April	21,263	
May	21,263	
June	21,263	

QUALITY

	Quantity	Base Number	Contract	AT	Region	England
% of FP17s for the same patient ID Re-attending within 3 months - Children	176	1,879	9.4%	10.7%	11.8%	11.8%
% of FP17s for the same patient ID Re-attending within 3 months - Adults	582	3,719	15.6%	15.9%	16.7%	15.6%
% of FP17s for the same patient ID Re-attending between 3 & 9 months - Children	833	1,879	44.3%	44.8%	48.6%	58.8%
% of FP17s for the same patient ID Re-attending between 3 & 9 months - Adults	1,410	3,719	37.9%	37.0%	39.1%	51.0%
% of FP17s for Band 1 Urgent Courses	753	5,319	14.2%	10.9%	10.6%	9.0%
% of FP17s Relating to Free Repair or Replacements	19	5,319	0.4%	0.5%	0.5%	0.8%
% of FP17s Relating to Continuations	77	5,319	1.4%	0.7%	0.7%	0.9%
% of Patients satisfied with the dentistry they have received	3	3	N/A	90.9%	90.2%	93.2%
% of Patients satisfied with the time they had to wait for an appointment	2	3	N/A	82.1%	85.0%	88.3%

* This is based on patients treated on this contract for their most recent course of treatment. Figures in italics indicate the base number of FP17s or Patient Questionnaire responses are less than 100. N/A is shown where the base number of responses is less than 10 during the period. % is calculated as Quantity/Base number*100

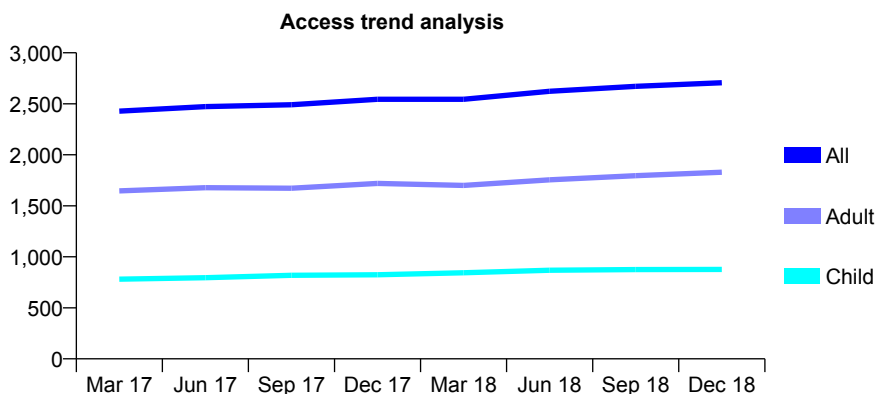
Q61 - Vital Signs At a Glance Contract Report for 110981/0001 - December 2018

Name or company name	Wellesley House Dental Practice Ltd
Contract type name	GDS Contract
Purpose of contract	General
Contract start date	01/06/2011
Contract end date	

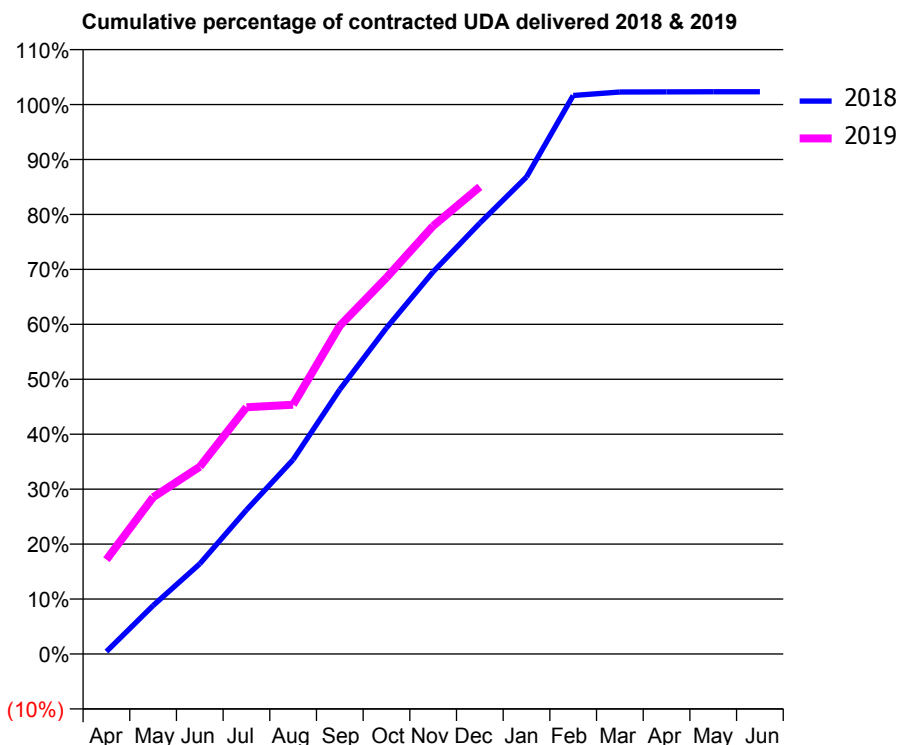
18/19 Contracted general activity (UDA)	10,303
Carry forward general activity (UDA)	-206
18/19 Contracted orthodontic activity (UOA)	0
Carry forward orthodontic activity (UOA)	0
Baseline contract value	£341,646.19

ACCESS*

Patients seen in 24 months	Total	Change since previous quarter
Quarter ending December 2017	2,544	
Quarter ending March 2018	2,544	→
Quarter ending June 2018	2,623	↑
Quarter ending September 2018	2,671	→
Quarter ending December 2018	2,706	→
Variance since December 2017	6.4%	↑



ACTIVITY



Month	Adjusted Scheduled Activity (UDA)	
	2018	2019
April	46	1,769
May	909	2,939
June	1,692	3,512
July	2,703	4,626
August	3,644	4,674
September	4,960	6,155
October	6,114	7,057
November	7,167	8,027
December	8,079	8,759
January	8,944	
February	10,472	
March	10,538	
April	10,541	
May	10,543	
June	10,543	

QUALITY

	Quantity	Base Number	Contract	AT	Region	England
% of FP17s for the same patient ID Re-attending within 3 months - Children	154	930	16.6%	10.7%	11.8%	11.8%
% of FP17s for the same patient ID Re-attending within 3 months - Adults	318	1,645	19.3%	15.9%	16.7%	15.6%
% of FP17s for the same patient ID Re-attending between 3 & 9 months - Children	452	930	48.6%	44.8%	48.6%	58.8%
% of FP17s for the same patient ID Re-attending between 3 & 9 months - Adults	622	1,645	37.8%	37.0%	39.1%	51.0%
% of FP17s for Band 1 Urgent Courses	124	2,570	4.8%	10.9%	10.6%	9.0%
% of FP17s Relating to Free Repair or Replacements	39	2,570	1.5%	0.5%	0.5%	0.8%
% of FP17s Relating to Continuations	38	2,570	1.5%	0.7%	0.7%	0.9%
% of Patients satisfied with the dentistry they have received	2	3	N/A	90.9%	90.2%	93.2%
% of Patients satisfied with the time they had to wait for an appointment	2	3	N/A	82.1%	85.0%	88.3%

* This is based on patients treated on this contract for their most recent course of treatment. Figures in italics indicate the base number of FP17s or Patient Questionnaire responses are less than 100. N/A is shown where the base number of responses is less than 10 during the period. % is calculated as Quantity/Base number*100

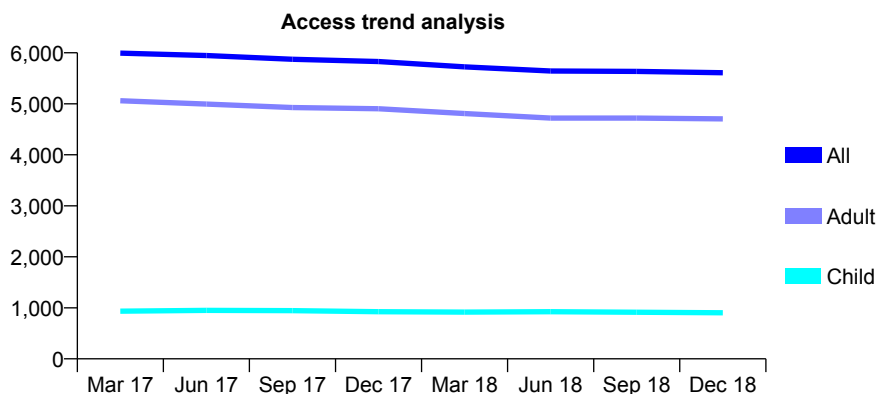
Q61 - Vital Signs At a Glance Contract Report for 111007/0001 - December 2018

Name or company name	Camden Dental Centre
Contract type name	GDS Contract
Purpose of contract	General
Contract start date	01/06/2010
Contract end date	

18/19 Contracted general activity (UDA)	20,108
Carry forward general activity (UDA)	-402
18/19 Contracted orthodontic activity (UOA)	0
Carry forward orthodontic activity (UOA)	0
Baseline contract value	£578,564.52

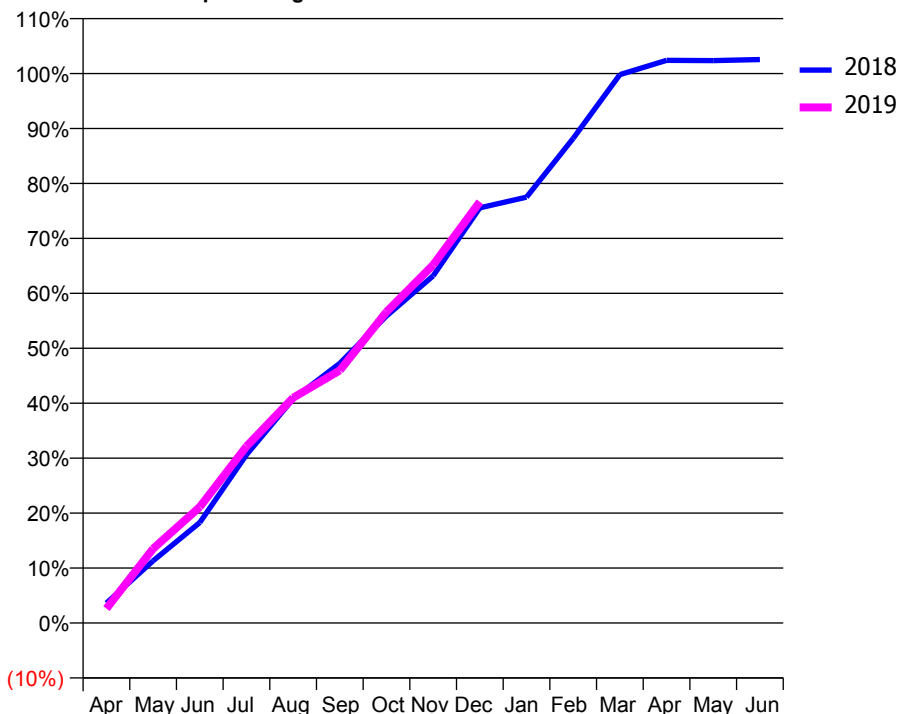
ACCESS*

Patients seen in 24 months	Total	Change since previous quarter
Quarter ending December 2017	5,829	
Quarter ending March 2018	5,725	↓
Quarter ending June 2018	5,642	↓
Quarter ending September 2018	5,636	→
Quarter ending December 2018	5,608	→
Variance since December 2017	(3.8%)	↓



ACTIVITY

Cumulative percentage of contracted UDA delivered 2018 & 2019



Month	Adjusted Scheduled Activity (UDA)	
	2018	2019
April	728	532
May	2,278	2,722
June	3,676	4,246
July	6,156	6,462
August	8,200	8,246
September	9,502	9,245
October	11,234	11,388
November	12,705	13,104
December	15,194	15,414
January	15,581	
February	17,734	
March	20,066	
April	20,587	
May	20,580	
June	20,620	

QUALITY

	Quantity	Base Number	Contract	AT	Region	England
% of FP17s for the same patient ID Re-attending within 3 months - Children	67	761	8.8%	10.7%	11.8%	11.8%
% of FP17s for the same patient ID Re-attending within 3 months - Adults	482	3,580	13.5%	15.9%	16.7%	15.6%
% of FP17s for the same patient ID Re-attending between 3 & 9 months - Children	256	761	33.6%	44.8%	48.6%	58.8%
% of FP17s for the same patient ID Re-attending between 3 & 9 months - Adults	1,192	3,580	33.3%	37.0%	39.1%	51.0%
% of FP17s for Band 1 Urgent Courses	612	4,108	14.9%	10.9%	10.6%	9.0%
% of FP17s Relating to Free Repair or Replacements	59	4,108	1.4%	0.5%	0.5%	0.8%
% of FP17s Relating to Continuations	6	4,108	0.1%	0.7%	0.7%	0.9%
% of Patients satisfied with the dentistry they have received	0	1	N/A	90.9%	90.2%	93.2%
% of Patients satisfied with the time they had to wait for an appointment	0	1	N/A	82.1%	85.0%	88.3%

* This is based on patients treated on this contract for their most recent course of treatment. Figures in italics indicate the base number of FP17s or Patient Questionnaire responses are less than 100. N/A is shown where the base number of responses is less than 10 during the period. % is calculated as Quantity/Base number*100

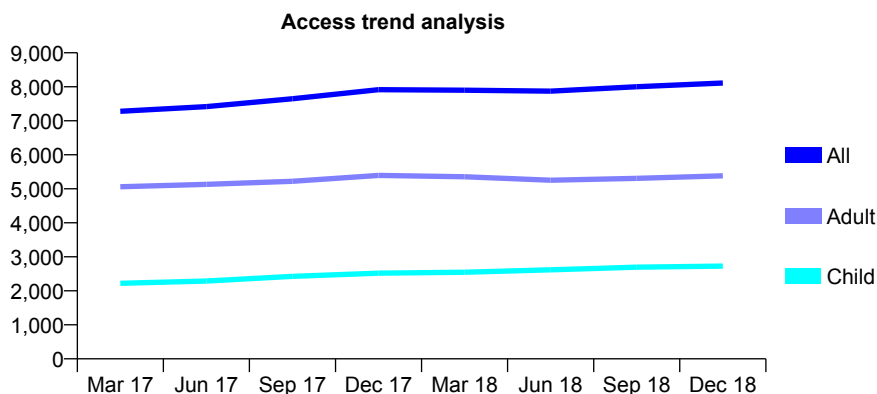
Q61 - Vital Signs At a Glance Contract Report for 11171/0001 - December 2018

Name or company name	Gale Street Limited
Contract type name	GDS Contract
Purpose of contract	General
Contract start date	01/08/2011
Contract end date	

18/19 Contracted general activity (UDA)	24,275
Carry forward general activity (UDA)	-435
18/19 Contracted orthodontic activity (UOA)	0
Carry forward orthodontic activity (UOA)	0
Baseline contract value	£795,903.91

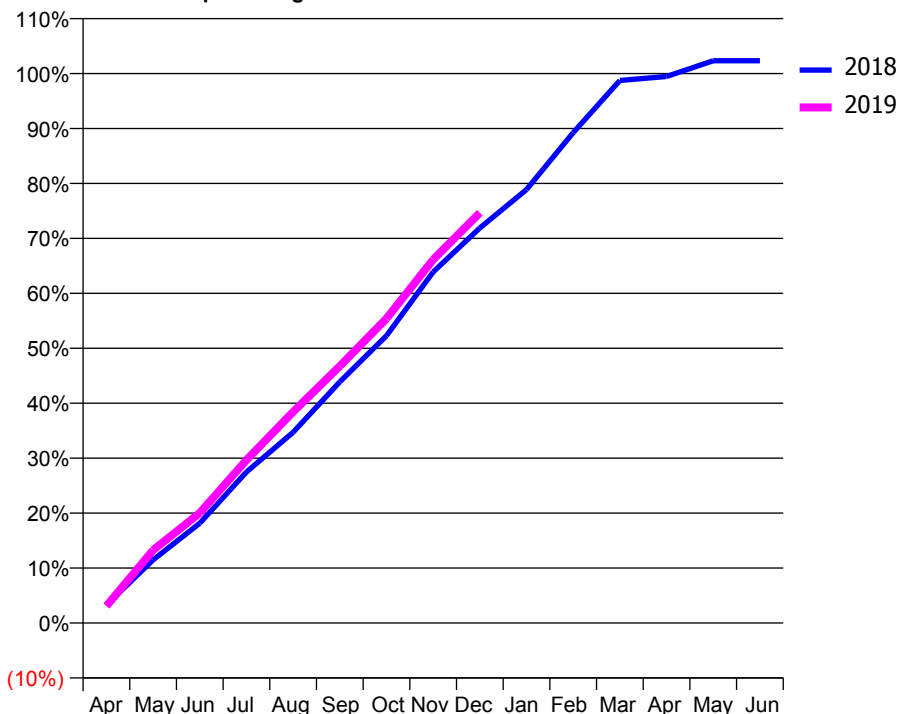
ACCESS*

Patients seen in 24 months	Total	Change since previous quarter
Quarter ending December 2017	7,914	
Quarter ending March 2018	7,901	→
Quarter ending June 2018	7,873	→
Quarter ending September 2018	8,003	→
Quarter ending December 2018	8,110	→
Variance since December 2017	2.5%	↑



ACTIVITY

Cumulative percentage of contracted UDA delivered 2018 & 2019



Month	Adjusted Scheduled Activity (UDA)	
	2018	2019
April	795	753
May	2,790	3,217
June	4,408	4,862
July	6,672	7,199
August	8,429	9,325
September	10,654	11,351
October	12,690	13,451
November	15,507	16,057
December	17,453	18,123
January	19,146	
February	21,665	
March	23,967	
April	24,142	
May	24,836	
June	24,836	

QUALITY

	Quantity	Base Number	Contract	AT	Region	England
% of FP17s for the same patient ID Re-attending within 3 months - Children	152	1,999	7.6%	10.7%	11.8%	11.8%
% of FP17s for the same patient ID Re-attending within 3 months - Adults	746	4,115	18.1%	15.9%	16.7%	15.6%
% of FP17s for the same patient ID Re-attending between 3 & 9 months - Children	487	1,999	24.4%	44.8%	48.6%	58.8%
% of FP17s for the same patient ID Re-attending between 3 & 9 months - Adults	995	4,115	24.2%	37.0%	39.1%	51.0%
% of FP17s for Band 1 Urgent Courses	619	5,840	10.6%	10.9%	10.6%	9.0%
% of FP17s Relating to Free Repair or Replacements	77	5,840	1.3%	0.5%	0.5%	0.8%
% of FP17s Relating to Continuations	136	5,840	2.3%	0.7%	0.7%	0.9%
% of Patients satisfied with the dentistry they have received	3	3	N/A	90.9%	90.2%	93.2%
% of Patients satisfied with the time they had to wait for an appointment	1	3	N/A	82.1%	85.0%	88.3%

* This is based on patients treated on this contract for their most recent course of treatment. Figures in italics indicate the base number of FP17s or Patient Questionnaire responses are less than 100. N/A is shown where the base number of responses is less than 10 during the period. % is calculated as Quantity/Base number*100

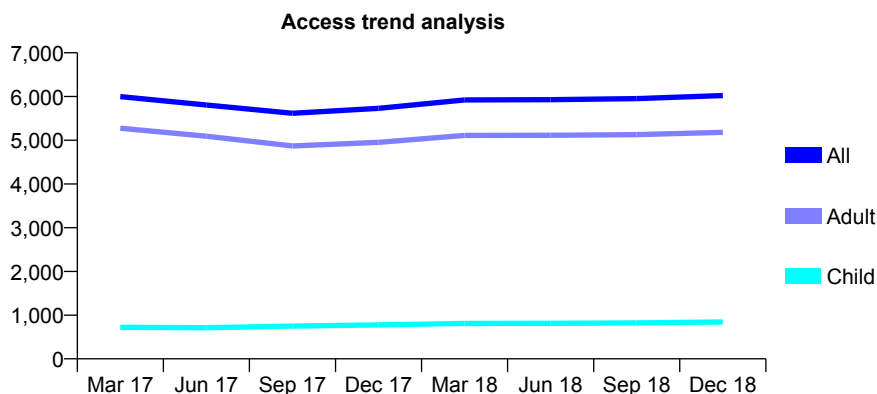
Q61 - Vital Signs At a Glance Contract Report for 113247/0001 - December 2018

Name or company name	Chalton Street Dental
Contract type name	GDS Contract
Purpose of contract	General
Contract start date	01/04/2010
Contract end date	

18/19 Contracted general activity (UDA)	14,297
Carry forward general activity (UDA)	-124
18/19 Contracted orthodontic activity (UOA)	0
Carry forward orthodontic activity (UOA)	0
Baseline contract value	£387,509.14

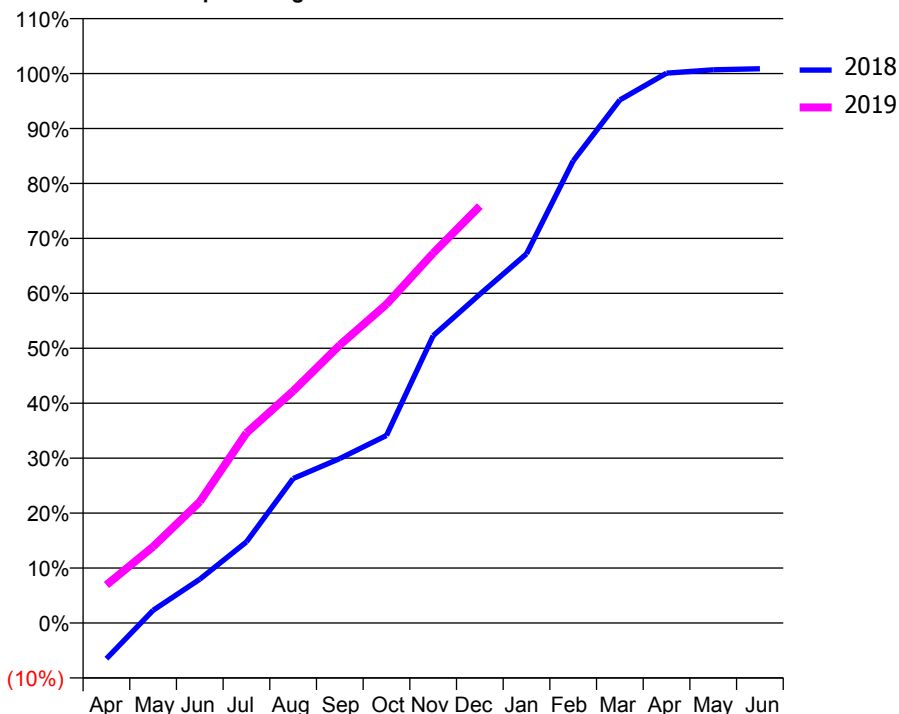
ACCESS*

Patients seen in 24 months	Total	Change since previous quarter
Quarter ending December 2017	5,730	
Quarter ending March 2018	5,921	↑
Quarter ending June 2018	5,929	→
Quarter ending September 2018	5,951	→
Quarter ending December 2018	6,023	→
Variance since December 2017	5.1%	↑



ACTIVITY

Cumulative percentage of contracted UDA delivered 2018 & 2019



Month	Adjusted Scheduled Activity (UDA)	
	2018	2019
April	-933	989
May	331	1,987
June	1,140	3,155
July	2,111	4,946
August	3,759	6,034
September	4,280	7,232
October	4,881	8,294
November	7,474	9,623
December	8,553	10,847
January	9,604	
February	12,024	
March	13,610	
April	14,306	
May	14,394	
June	14,421	

QUALITY

	Quantity	Base Number	Contract	AT	Region	England
% of FP17s for the same patient ID Re-attending within 3 months - Children	97	917	10.6%	10.7%	11.8%	11.8%
% of FP17s for the same patient ID Re-attending within 3 months - Adults	493	4,285	11.5%	15.9%	16.7%	15.6%
% of FP17s for the same patient ID Re-attending between 3 & 9 months - Children	477	917	52.0%	44.8%	48.6%	58.8%
% of FP17s for the same patient ID Re-attending between 3 & 9 months - Adults	1,754	4,285	40.9%	37.0%	39.1%	51.0%
% of FP17s for Band 1 Urgent Courses	413	4,786	8.6%	10.9%	10.6%	9.0%
% of FP17s Relating to Free Repair or Replacements	29	4,786	0.6%	0.5%	0.5%	0.8%
% of FP17s Relating to Continuations	3	4,786	0.1%	0.7%	0.7%	0.9%
% of Patients satisfied with the dentistry they have received	0	0	N/A	90.9%	90.2%	93.2%
% of Patients satisfied with the time they had to wait for an appointment	0	0	N/A	82.1%	85.0%	88.3%

* This is based on patients treated on this contract for their most recent course of treatment. Figures in italics indicate the base number of FP17s or Patient Questionnaire responses are less than 100. N/A is shown where the base number of responses is less than 10 during the period. % is calculated as Quantity/Base number*100

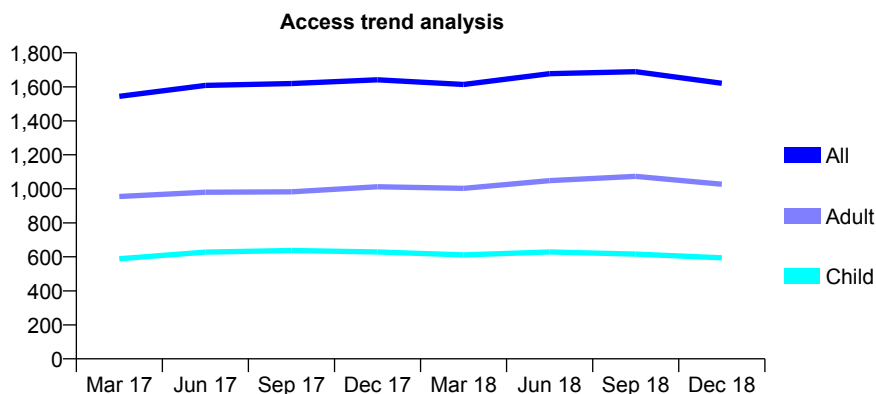
Q61 - Vital Signs At a Glance Contract Report for 114723/0001 - December 2018

Name or company name	Romford Road Dental Centre
Contract type name	GDS Contract
Purpose of contract	General
Contract start date	01/01/2011
Contract end date	

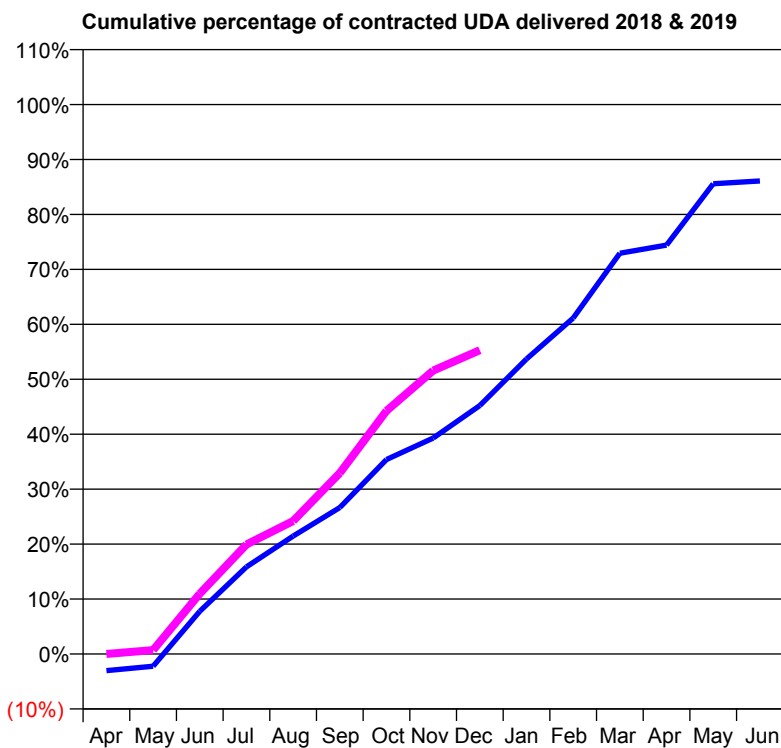
18/19 Contracted general activity (UDA)	5,482
Carry forward general activity (UDA)	0
18/19 Contracted orthodontic activity (UOA)	0
Carry forward orthodontic activity (UOA)	0
Baseline contract value	£151,048.86

ACCESS*

Patients seen in 24 months	Total	Change since previous quarter
Quarter ending December 2017	1,641	
Quarter ending March 2018	1,614	↓
Quarter ending June 2018	1,677	↑
Quarter ending September 2018	1,689	→
Quarter ending December 2018	1,621	↓
Variance since December 2017	(1.2%)	↓



ACTIVITY



Adjusted Scheduled Activity (UDA)		
Month	2018	2019
April	-167	0
May	-122	40
June	426	602
July	870	1,093
August	1,177	1,328
September	1,461	1,805
October	1,940	2,426
November	2,154	2,827
December	2,479	3,032
January	2,943	
February	3,352	
March	3,998	
April	4,079	
May	4,691	
June	4,719	

QUALITY

	Quantity	Base Number	Contract	AT	Region	England
% of FP17s for the same patient ID Re-attending within 3 months - Children	33	395	8.4%	10.7%	11.8%	11.8%
% of FP17s for the same patient ID Re-attending within 3 months - Adults	88	651	13.5%	15.9%	16.7%	15.6%
% of FP17s for the same patient ID Re-attending between 3 & 9 months - Children	73	395	18.5%	44.8%	48.6%	58.8%
% of FP17s for the same patient ID Re-attending between 3 & 9 months - Adults	108	651	16.6%	37.0%	39.1%	51.0%
% of FP17s for Band 1 Urgent Courses	108	856	12.6%	10.9%	10.6%	9.0%
% of FP17s Relating to Free Repair or Replacements	3	856	0.4%	0.5%	0.5%	0.8%
% of FP17s Relating to Continuations	0	856	0.0%	0.7%	0.7%	0.9%
% of Patients satisfied with the dentistry they have received	1	1	N/A	90.9%	90.2%	93.2%
% of Patients satisfied with the time they had to wait for an appointment	1	1	N/A	82.1%	85.0%	88.3%

* This is based on patients treated on this contract for their most recent course of treatment. Figures in italics indicate the base number of FP17s or Patient Questionnaire responses are less than 100. N/A is shown where the base number of responses is less than 10 during the period. % is calculated as Quantity/Base number*100

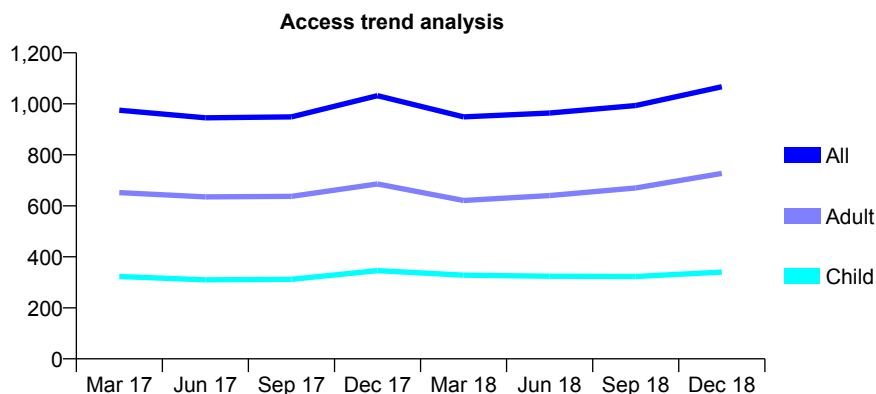
Q61 - Vital Signs At a Glance Contract Report for 115398/0001 - December 2018

Name or company name	Mrs S Hossein Pour Tehrani, Mr P Negahb:
Contract type name	GDS Contract
Purpose of contract	General
Contract start date	04/09/2013
Contract end date	

18/19 Contracted general activity (UDA)	3,202
Carry forward general activity (UDA)	-17
18/19 Contracted orthodontic activity (UOA)	0
Carry forward orthodontic activity (UOA)	0
Baseline contract value	£86,266.46

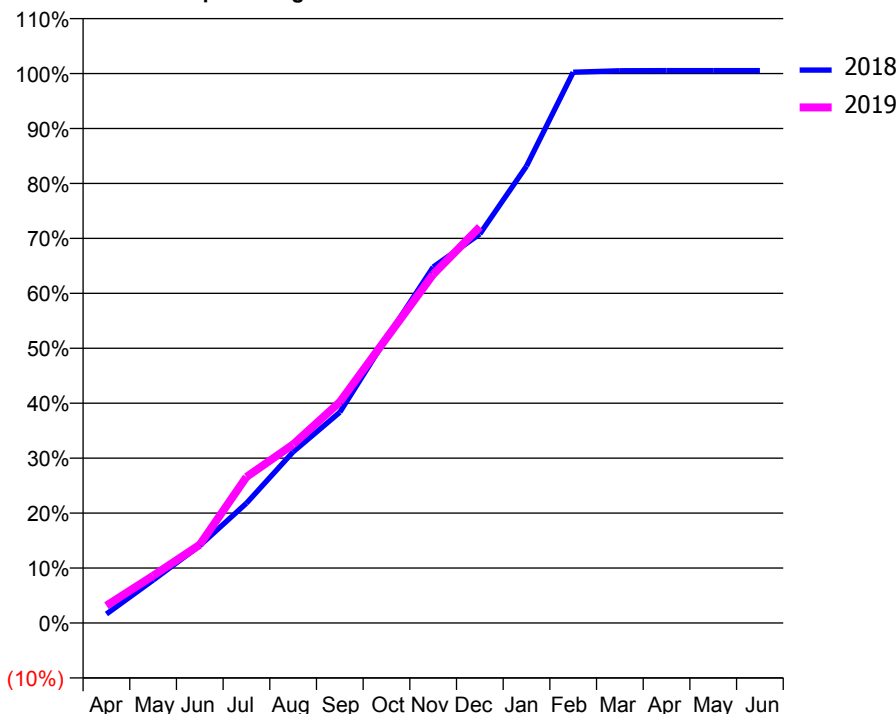
ACCESS*

Patients seen in 24 months	Total	Change since previous quarter
Quarter ending December 2017	1,032	
Quarter ending March 2018	949	↓
Quarter ending June 2018	964	→
Quarter ending September 2018	993	↑
Quarter ending December 2018	1,067	↑
Variance since December 2017	3.4%	↑



ACTIVITY

Cumulative percentage of contracted UDA delivered 2018 & 2019



Month	Adjusted Scheduled Activity (UDA)	
	2018	2019
April	53	102
May	250	276
June	451	457
July	698	852
August	997	1,041
September	1,228	1,288
October	1,660	1,660
November	2,074	2,032
December	2,267	2,308
January	2,662	
February	3,210	
March	3,218	
April	3,219	
May	3,219	
June	3,219	

QUALITY

	Quantity	Base Number	Contract	AT	Region	England
% of FP17s for the same patient ID Re-attending within 3 months - Children	9	299	3.0%	10.7%	11.8%	11.8%
% of FP17s for the same patient ID Re-attending within 3 months - Adults	37	575	6.4%	15.9%	16.7%	15.6%
% of FP17s for the same patient ID Re-attending between 3 & 9 months - Children	118	299	39.5%	44.8%	48.6%	58.8%
% of FP17s for the same patient ID Re-attending between 3 & 9 months - Adults	161	575	28.0%	37.0%	39.1%	51.0%
% of FP17s for Band 1 Urgent Courses	130	870	14.9%	10.9%	10.6%	9.0%
% of FP17s Relating to Free Repair or Replacements	0	870	0.0%	0.5%	0.5%	0.8%
% of FP17s Relating to Continuations	0	870	0.0%	0.7%	0.7%	0.9%
% of Patients satisfied with the dentistry they have received	0	0	N/A	90.9%	90.2%	93.2%
% of Patients satisfied with the time they had to wait for an appointment	0	0	N/A	82.1%	85.0%	88.3%

* This is based on patients treated on this contract for their most recent course of treatment. Figures in italics indicate the base number of FP17s or Patient Questionnaire responses are less than 100. N/A is shown where the base number of responses is less than 10 during the period. % is calculated as Quantity/Base number*100

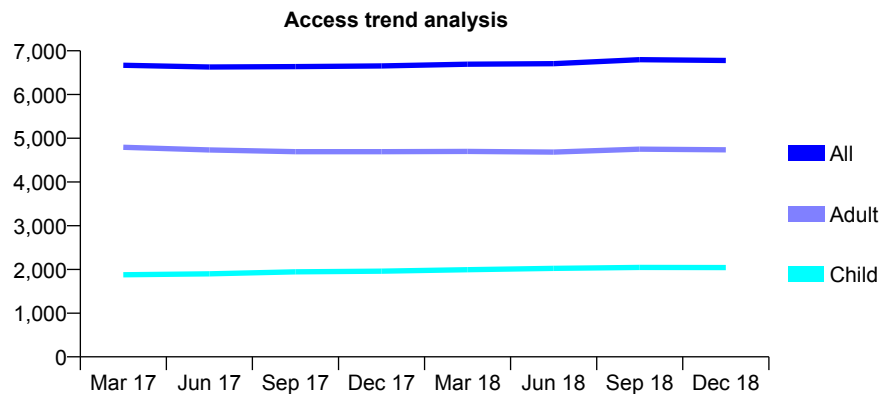
Q61 - Vital Signs At a Glance Contract Report for 117021/0001 - December 2018

Name or company name	N12 Dental Care
Contract type name	GDS Contract
Purpose of contract	General
Contract start date	01/11/2007
Contract end date	

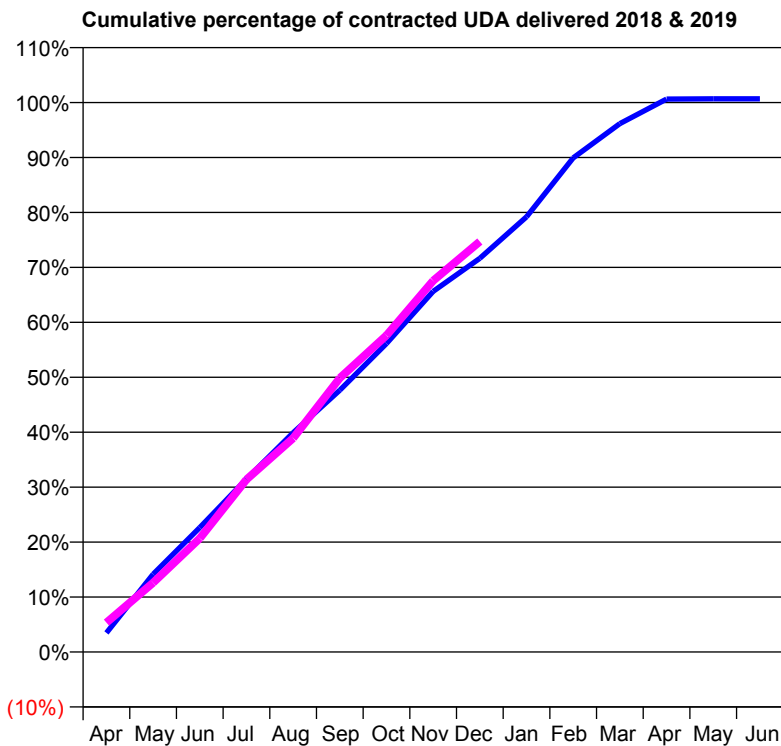
18/19 Contracted general activity (UDA)	17,477
Carry forward general activity (UDA)	-118
18/19 Contracted orthodontic activity (UOA)	0
Carry forward orthodontic activity (UOA)	0
Baseline contract value	£440,767.93

ACCESS*

Patients seen in 24 months	Total	Change since previous quarter
Quarter ending December 2017	6,653	
Quarter ending March 2018	6,692	→
Quarter ending June 2018	6,707	→
Quarter ending September 2018	6,796	→
Quarter ending December 2018	6,779	→
Variance since December 2017	1.9%	→



ACTIVITY



Month	Adjusted Scheduled Activity (UDA)	
	2018	2019
April	610	936
May	2,474	2,202
June	3,958	3,616
July	5,502	5,488
August	6,973	6,802
September	8,328	8,715
October	9,812	10,069
November	11,472	11,808
December	12,521	13,058
January	13,841	
February	15,715	
March	16,807	
April	17,588	
May	17,595	
June	17,595	

QUALITY

	Quantity	Base Number	Contract	AT	Region	England
% of FP17s for the same patient ID Re-attending within 3 months - Children	124	1,901	6.5%	10.7%	11.8%	11.8%
% of FP17s for the same patient ID Re-attending within 3 months - Adults	414	3,759	11.0%	15.9%	16.7%	15.6%
% of FP17s for the same patient ID Re-attending between 3 & 9 months - Children	819	1,901	43.1%	44.8%	48.6%	58.8%
% of FP17s for the same patient ID Re-attending between 3 & 9 months - Adults	1,355	3,759	36.0%	37.0%	39.1%	51.0%
% of FP17s for Band 1 Urgent Courses	587	5,315	11.0%	10.9%	10.6%	9.0%
% of FP17s Relating to Free Repair or Replacements	0	5,315	0.0%	0.5%	0.5%	0.8%
% of FP17s Relating to Continuations	26	5,315	0.5%	0.7%	0.7%	0.9%
% of Patients satisfied with the dentistry they have received	5	5	N/A	90.9%	90.2%	93.2%
% of Patients satisfied with the time they had to wait for an appointment	5	5	N/A	82.1%	85.0%	88.3%

* This is based on patients treated on this contract for their most recent course of treatment. Figures in italics indicate the base number of FP17s or Patient Questionnaire responses are less than 100. N/A is shown where the base number of responses is less than 10 during the period. % is calculated as Quantity/Base number*100

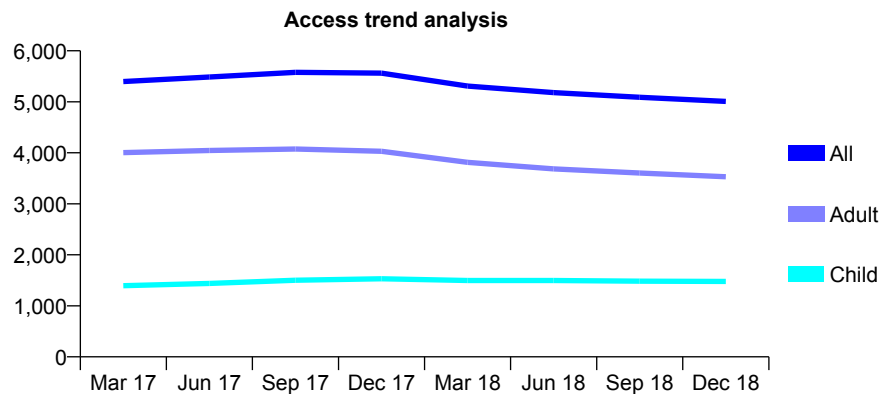
Q61 - Vital Signs At a Glance Contract Report for 117439/0001 - December 2018

Name or company name	Wapping Dental Centre
Contract type name	GDS Contract
Purpose of contract	General
Contract start date	01/04/2013
Contract end date	

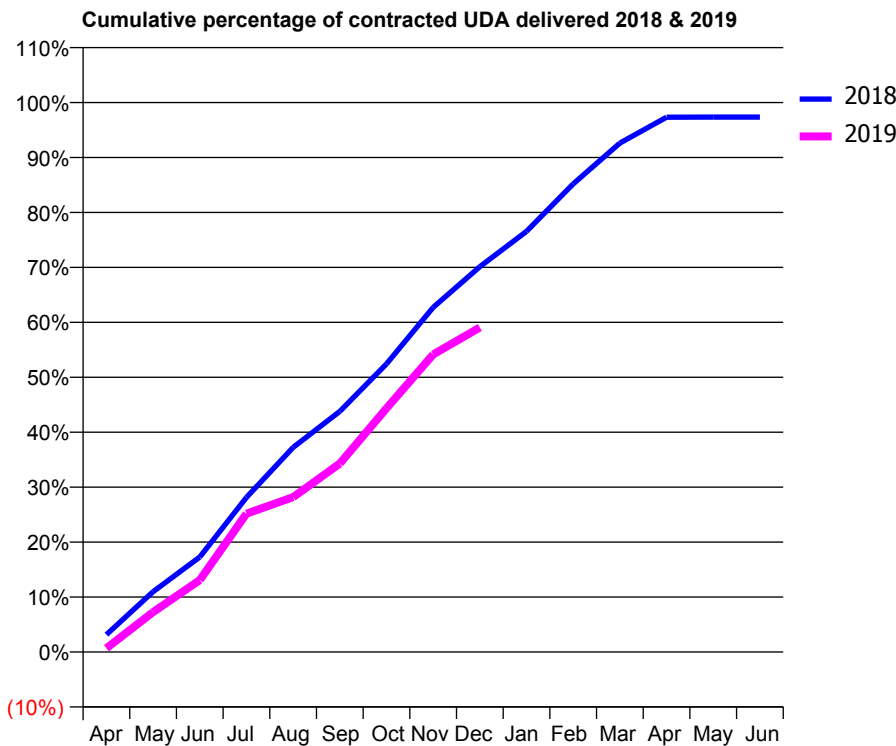
18/19 Contracted general activity (UDA)	14,000
Carry forward general activity (UDA)	371
18/19 Contracted orthodontic activity (UOA)	0
Carry forward orthodontic activity (UOA)	0
Baseline contract value	£480,967.95

ACCESS*

Patients seen in 24 months	Total	Change since previous quarter
Quarter ending December 2017	5,563	
Quarter ending March 2018	5,309	↓
Quarter ending June 2018	5,180	↓
Quarter ending September 2018	5,088	↓
Quarter ending December 2018	5,009	↓
Variance since December 2017	(10.0%)	↓



ACTIVITY



Month	Adjusted Scheduled Activity (UDA)	
	2018	2019
April	445	96
May	1,537	1,019
June	2,420	1,834
July	3,938	3,524
August	5,213	3,947
September	6,131	4,803
October	7,340	6,210
November	8,780	7,581
December	9,817	8,266
January	10,718	
February	11,926	
March	12,967	
April	13,625	
May	13,629	
June	13,629	

QUALITY

	Quantity	Base Number	Contract	AT	Region	England
% of FP17s for the same patient ID Re-attending within 3 months - Children	79	1,401	5.6%	10.7%	11.8%	11.8%
% of FP17s for the same patient ID Re-attending within 3 months - Adults	420	2,919	14.4%	15.9%	16.7%	15.6%
% of FP17s for the same patient ID Re-attending between 3 & 9 months - Children	764	1,401	54.5%	44.8%	48.6%	58.8%
% of FP17s for the same patient ID Re-attending between 3 & 9 months - Adults	1,265	2,919	43.3%	37.0%	39.1%	51.0%
% of FP17s for Band 1 Urgent Courses	451	4,052	11.1%	10.9%	10.6%	9.0%
% of FP17s Relating to Free Repair or Replacements	11	4,052	0.3%	0.5%	0.5%	0.8%
% of FP17s Relating to Continuations	9	4,052	0.2%	0.7%	0.7%	0.9%
% of Patients satisfied with the dentistry they have received	0	0	N/A	90.9%	90.2%	93.2%
% of Patients satisfied with the time they had to wait for an appointment	0	0	N/A	82.1%	85.0%	88.3%

* This is based on patients treated on this contract for their most recent course of treatment. Figures in italics indicate the base number of FP17s or Patient Questionnaire responses are less than 100. N/A is shown where the base number of responses is less than 10 during the period. % is calculated as Quantity/Base number*100

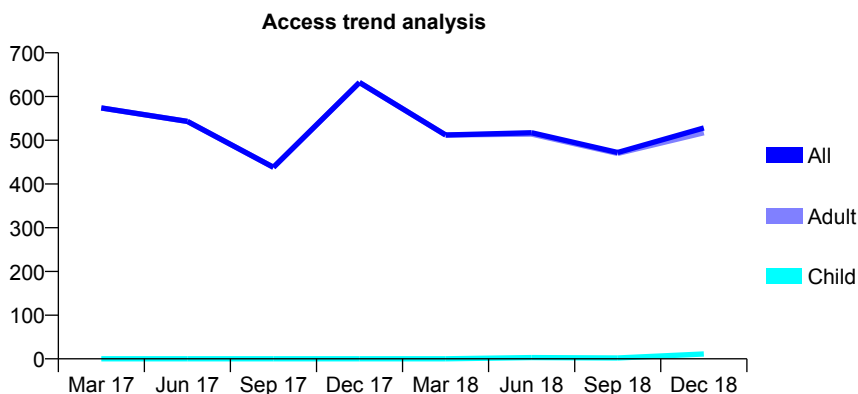
Q61 - Vital Signs At a Glance Contract Report for 118001/0006 - December 2018

Name or company name	Community Dental Service
Contract type name	PDS Contract
Purpose of contract	General
Contract start date	01/04/2014
Contract end date	31/03/2019

18/19 Contracted general activity (UDA)	900
Carry forward general activity (UDA)	0
18/19 Contracted orthodontic activity (UOA)	0
Carry forward orthodontic activity (UOA)	0
Baseline contract value	£57,577.97

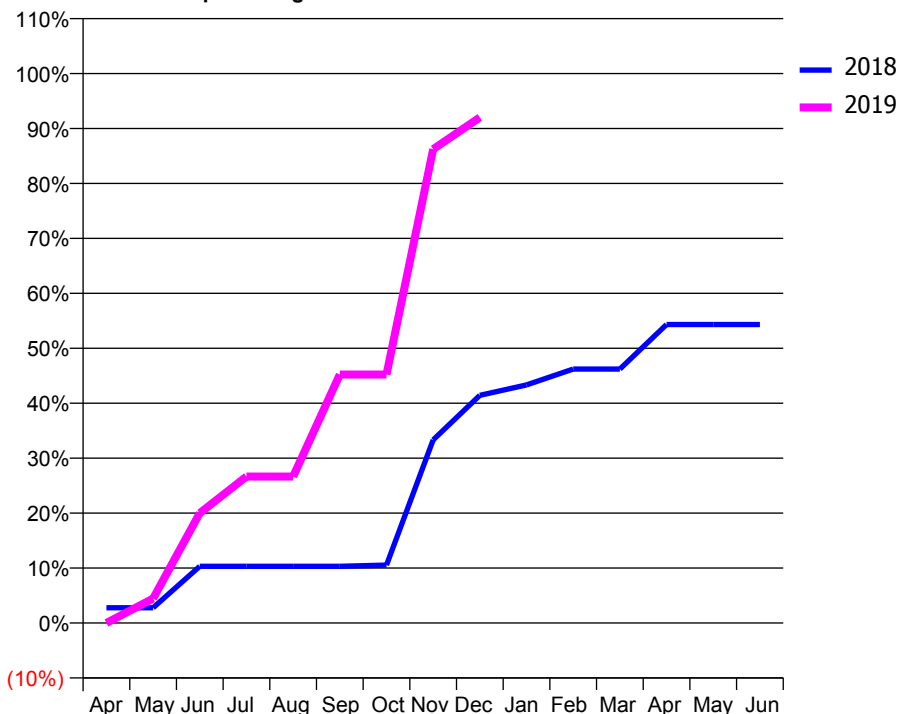
ACCESS*

Patients seen in 24 months	Total	Change since previous quarter
Quarter ending December 2017	632	
Quarter ending March 2018	512	↓
Quarter ending June 2018	517	→
Quarter ending September 2018	472	↓
Quarter ending December 2018	528	↑
Variance since December 2017	(16.5%)	↓



ACTIVITY

Cumulative percentage of contracted UDA delivered 2018 & 2019



Month	Adjusted Scheduled Activity (UDA)	
	2018	2019
April	25	0
May	25	40
June	93	180
July	93	240
August	93	240
September	93	407
October	95	407
November	300	776
December	373	828
January	390	
February	416	
March	416	
April	489	
May	489	
June	489	

QUALITY

	Quantity	Base Number	Contract	AT	Region	England
% of FP17s for the same patient ID Re-attending within 3 months - Children	0	14	0.0%	10.7%	11.8%	11.8%
% of FP17s for the same patient ID Re-attending within 3 months - Adults	2	401	0.5%	15.9%	16.7%	15.6%
% of FP17s for the same patient ID Re-attending between 3 & 9 months - Children	0	14	0.0%	44.8%	48.6%	58.8%
% of FP17s for the same patient ID Re-attending between 3 & 9 months - Adults	1	401	0.2%	37.0%	39.1%	51.0%
% of FP17s for Band 1 Urgent Courses	0	351	0.0%	10.9%	10.6%	9.0%
% of FP17s Relating to Free Repair or Replacements	0	351	0.0%	0.5%	0.5%	0.8%
% of FP17s Relating to Continuations	0	351	0.0%	0.7%	0.7%	0.9%
% of Patients satisfied with the dentistry they have received	0	0	N/A	90.9%	90.2%	93.2%
% of Patients satisfied with the time they had to wait for an appointment	0	0	N/A	82.1%	85.0%	88.3%

* This is based on patients treated on this contract for their most recent course of treatment. Figures in italics indicate the base number of FP17s or Patient Questionnaire responses are less than 100. N/A is shown where the base number of responses is less than 10 during the period. % is calculated as Quantity/Base number*100

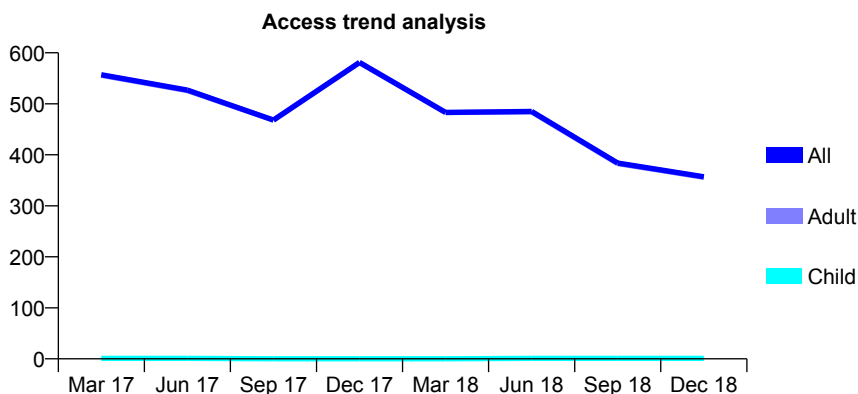
Q61 - Vital Signs At a Glance Contract Report for 118001/0007 - December 2018

Name or company name	Community Dental Service
Contract type name	PDS Contract
Purpose of contract	General
Contract start date	01/04/2014
Contract end date	31/03/2019

18/19 Contracted general activity (UDA)	900
Carry forward general activity (UDA)	0
18/19 Contracted orthodontic activity (UOA)	0
Carry forward orthodontic activity (UOA)	0
Baseline contract value	£57,577.97

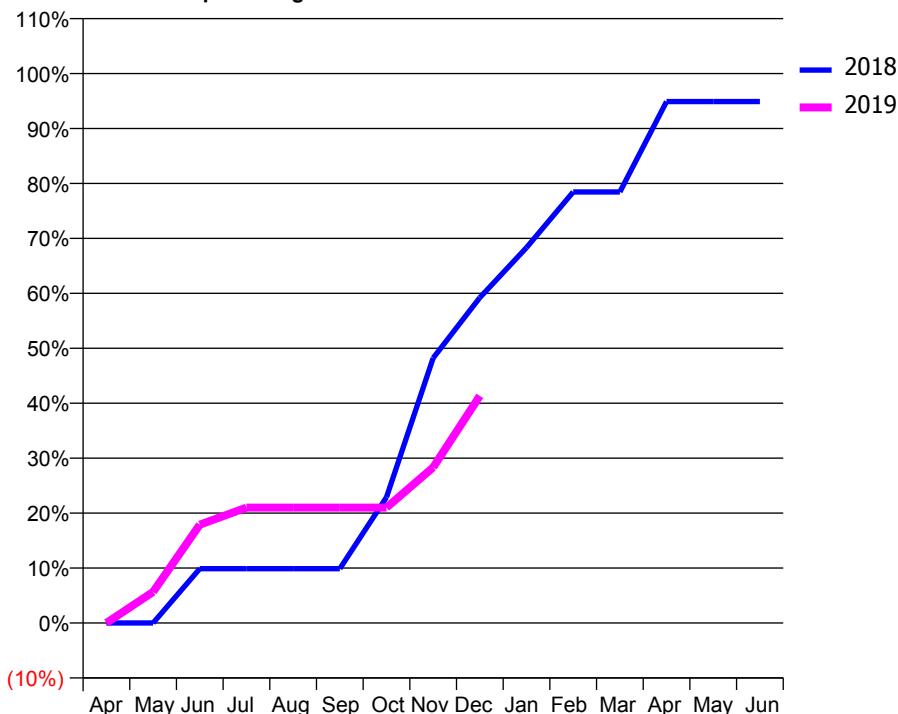
ACCESS*

Patients seen in 24 months	Total	Change since previous quarter
Quarter ending December 2017	581	
Quarter ending March 2018	483	↓
Quarter ending June 2018	485	→
Quarter ending September 2018	384	↓
Quarter ending December 2018	357	↓
Variance since December 2017	(38.6%)	↓



ACTIVITY

Cumulative percentage of contracted UDA delivered 2018 & 2019



Month	Adjusted Scheduled Activity (UDA)	
	2018	2019
April	0	0
May	0	51
June	89	161
July	89	189
August	89	189
September	89	189
October	206	189
November	434	255
December	533	372
January	615	
February	706	
March	706	
April	854	
May	854	
June	854	

QUALITY

	Quantity	Base Number	Contract	AT	Region	England
% of FP17s for the same patient ID Re-attending within 3 months - Children	0	3	0.0%	10.7%	11.8%	11.8%
% of FP17s for the same patient ID Re-attending within 3 months - Adults	2	202	1.0%	15.9%	16.7%	15.6%
% of FP17s for the same patient ID Re-attending between 3 & 9 months - Children	0	3	0.0%	44.8%	48.6%	58.8%
% of FP17s for the same patient ID Re-attending between 3 & 9 months - Adults	1	202	0.5%	37.0%	39.1%	51.0%
% of FP17s for Band 1 Urgent Courses	0	140	0.0%	10.9%	10.6%	9.0%
% of FP17s Relating to Free Repair or Replacements	0	140	0.0%	0.5%	0.5%	0.8%
% of FP17s Relating to Continuations	0	140	0.0%	0.7%	0.7%	0.9%
% of Patients satisfied with the dentistry they have received	0	0	N/A	90.9%	90.2%	93.2%
% of Patients satisfied with the time they had to wait for an appointment	0	0	N/A	82.1%	85.0%	88.3%

* This is based on patients treated on this contract for their most recent course of treatment. Figures in italics indicate the base number of FP17s or Patient Questionnaire responses are less than 100. N/A is shown where the base number of responses is less than 10 during the period. % is calculated as Quantity/Base number*100

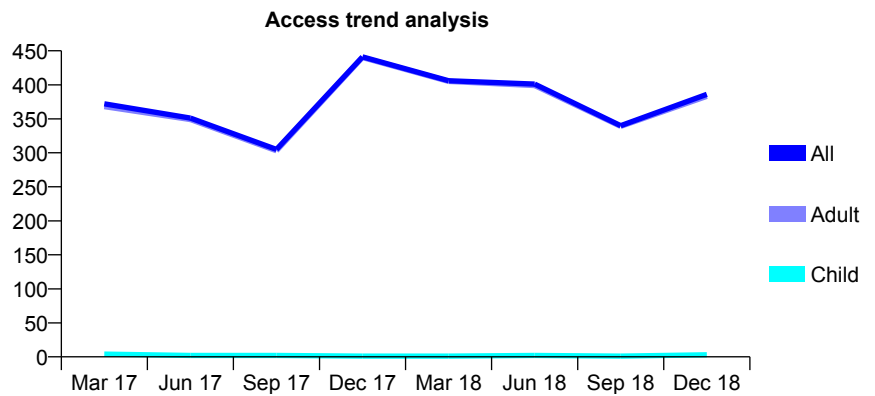
Q61 - Vital Signs At a Glance Contract Report for 118001/0008 - December 2018

Name or company name	Community Dental Service
Contract type name	PDS Contract
Purpose of contract	General
Contract start date	01/04/2014
Contract end date	31/03/2019

18/19 Contracted general activity (UDA)	900
Carry forward general activity (UDA)	0
18/19 Contracted orthodontic activity (UOA)	0
Carry forward orthodontic activity (UOA)	0
Baseline contract value	£57,577.97

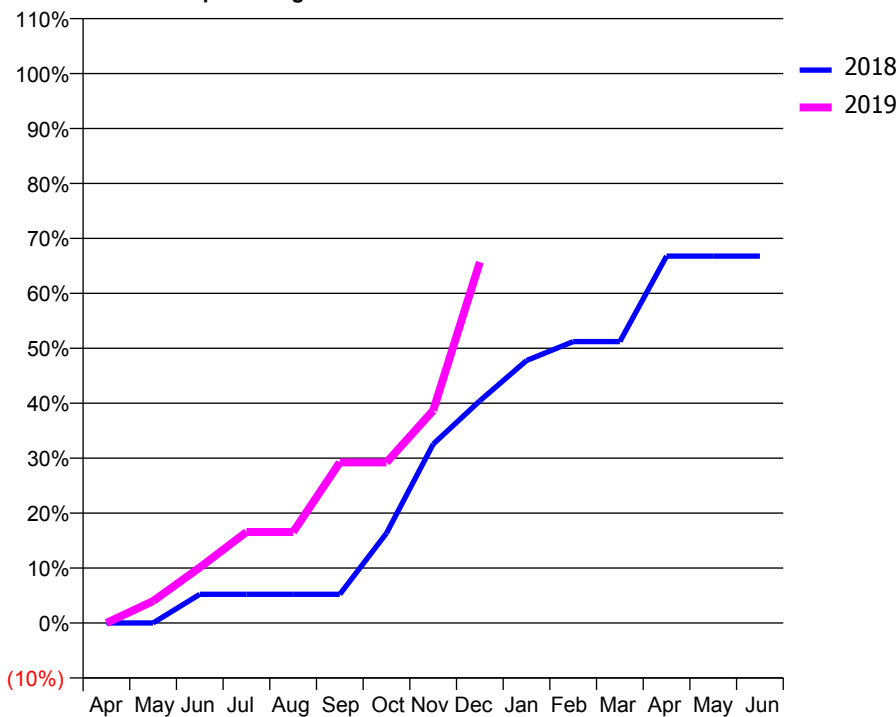
ACCESS*

Patients seen in 24 months	Total	Change since previous quarter
Quarter ending December 2017	441	
Quarter ending March 2018	406	↓
Quarter ending June 2018	401	↓
Quarter ending September 2018	340	↓
Quarter ending December 2018	386	↑
Variance since December 2017	(12.5%)	↓



ACTIVITY

Cumulative percentage of contracted UDA delivered 2018 & 2019



Month	Adjusted Scheduled Activity (UDA)	
	2018	2019
April	0	0
May	0	36
June	47	91
July	47	149
August	47	149
September	47	263
October	147	263
November	293	348
December	364	591
January	430	
February	461	
March	461	
April	601	
May	601	
June	601	

QUALITY

	Quantity	Base Number	Contract	AT	Region	England
% of FP17s for the same patient ID Re-attending within 3 months - Children	0	5	0.0%	10.7%	11.8%	11.8%
% of FP17s for the same patient ID Re-attending within 3 months - Adults	0	269	0.0%	15.9%	16.7%	15.6%
% of FP17s for the same patient ID Re-attending between 3 & 9 months - Children	0	5	0.0%	44.8%	48.6%	58.8%
% of FP17s for the same patient ID Re-attending between 3 & 9 months - Adults	1	269	0.4%	37.0%	39.1%	51.0%
% of FP17s for Band 1 Urgent Courses	0	217	0.0%	10.9%	10.6%	9.0%
% of FP17s Relating to Free Repair or Replacements	0	217	0.0%	0.5%	0.5%	0.8%
% of FP17s Relating to Continuations	0	217	0.0%	0.7%	0.7%	0.9%
% of Patients satisfied with the dentistry they have received	0	0	N/A	90.9%	90.2%	93.2%
% of Patients satisfied with the time they had to wait for an appointment	0	0	N/A	82.1%	85.0%	88.3%

* This is based on patients treated on this contract for their most recent course of treatment. Figures in italics indicate the base number of FP17s or Patient Questionnaire responses are less than 100. N/A is shown where the base number of responses is less than 10 during the period. % is calculated as Quantity/Base number*100

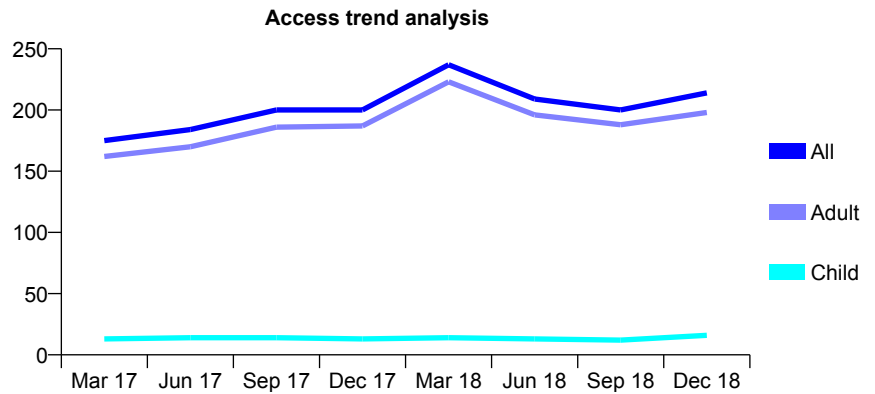
Q61 - Vital Signs At a Glance Contract Report for 118052/0001 - December 2018

Name or company name	Newham Family Dental Care Ltd
Contract type name	PDS Contract
Purpose of contract	General
Contract start date	20/04/2009
Contract end date	31/03/2019

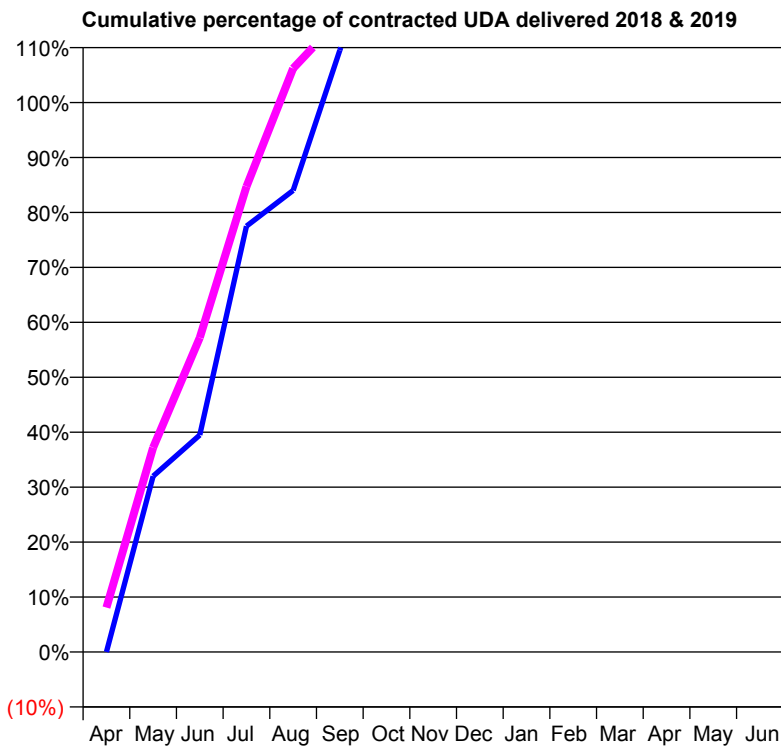
18/19 Contracted general activity (UDA)	200
Carry forward general activity (UDA)	0
18/19 Contracted orthodontic activity (UOA)	0
Carry forward orthodontic activity (UOA)	0
Baseline contract value	£50,374.42

ACCESS*

Patients seen in 24 months	Total	Change since previous quarter
Quarter ending December 2017	200	
Quarter ending March 2018	237	↑
Quarter ending June 2018	209	↓
Quarter ending September 2018	200	↓
Quarter ending December 2018	214	↑
Variance since December 2017	7.0%	↑



ACTIVITY



Adjusted Scheduled Activity (UDA)		
Month	2018	2019
April	0	16
May	64	74
June	79	114
July	155	169
August	168	212
September	219	230
October	265	289
November	295	376
December	338	429
January	401	
February	484	
March	560	
April	576	
May	576	
June	576	

QUALITY

	Quantity	Base Number	Contract	AT	Region	England
% of FP17s for the same patient ID Re-attending within 3 months - Children	0	21	0.0%	10.7%	11.8%	11.8%
% of FP17s for the same patient ID Re-attending within 3 months - Adults	0	134	0.0%	15.9%	16.7%	15.6%
% of FP17s for the same patient ID Re-attending between 3 & 9 months - Children	0	21	0.0%	44.8%	48.6%	58.8%
% of FP17s for the same patient ID Re-attending between 3 & 9 months - Adults	2	134	1.5%	37.0%	39.1%	51.0%
% of FP17s for Band 1 Urgent Courses	2	149	1.3%	10.9%	10.6%	9.0%
% of FP17s Relating to Free Repair or Replacements	0	149	0.0%	0.5%	0.5%	0.8%
% of FP17s Relating to Continuations	0	149	0.0%	0.7%	0.7%	0.9%
% of Patients satisfied with the dentistry they have received	0	0	N/A	90.9%	90.2%	93.2%
% of Patients satisfied with the time they had to wait for an appointment	0	0	N/A	82.1%	85.0%	88.3%

* This is based on patients treated on this contract for their most recent course of treatment. Figures in italics indicate the base number of FP17s or Patient Questionnaire responses are less than 100. N/A is shown where the base number of responses is less than 10 during the period. % is calculated as Quantity/Base number*100

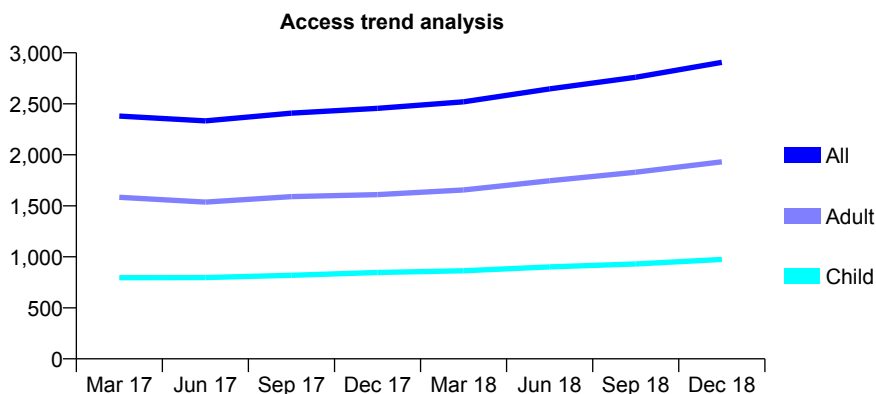
Q61 - Vital Signs At a Glance Contract Report for 118206/0001 - December 2018

Name or company name	Mr Chirag Patel and Mr Manish Patel
Contract type name	GDS Contract
Purpose of contract	General
Contract start date	01/06/2011
Contract end date	

18/19 Contracted general activity (UDA)	5,643
Carry forward general activity (UDA)	6
18/19 Contracted orthodontic activity (UOA)	0
Carry forward orthodontic activity (UOA)	0
Baseline contract value	£157,645.43

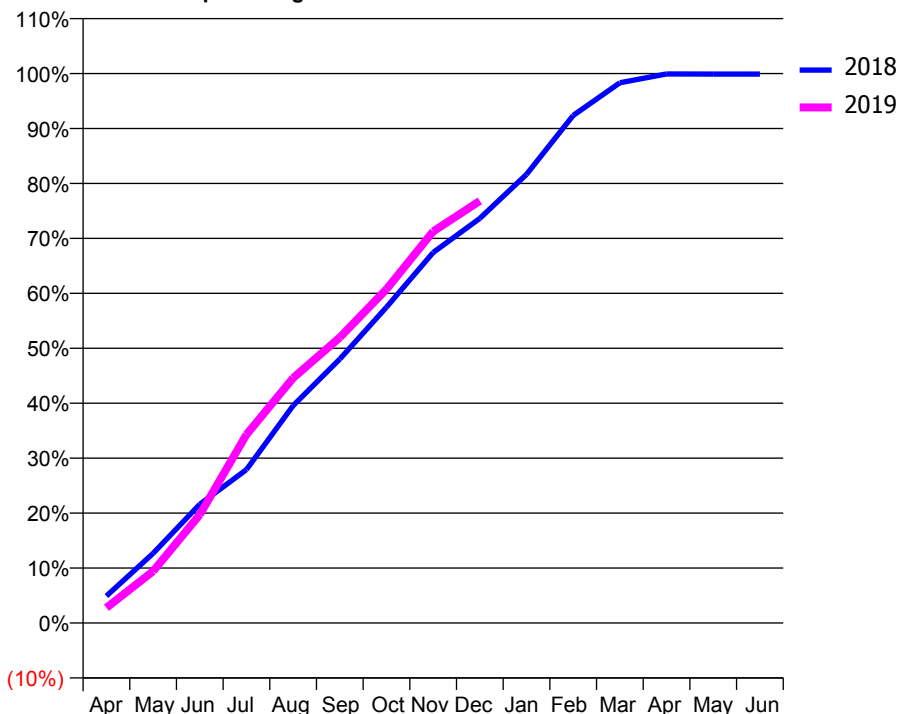
ACCESS*

Patients seen in 24 months	Total	Change since previous quarter
Quarter ending December 2017	2,456	
Quarter ending March 2018	2,520	↑
Quarter ending June 2018	2,647	↑
Quarter ending September 2018	2,760	↑
Quarter ending December 2018	2,907	↑
Variance since December 2017	18.4%	↑



ACTIVITY

Cumulative percentage of contracted UDA delivered 2018 & 2019



Month	Adjusted Scheduled Activity (UDA)	
	2018	2019
April	277	157
May	716	532
June	1,220	1,112
July	1,576	1,936
August	2,233	2,516
September	2,710	2,932
October	3,243	3,429
November	3,804	4,021
December	4,155	4,335
January	4,607	
February	5,213	
March	5,548	
April	5,638	
May	5,637	
June	5,637	

QUALITY

	Quantity	Base Number	Contract	AT	Region	England
% of FP17s for the same patient ID Re-attending within 3 months - Children	45	746	6.0%	10.7%	11.8%	11.8%
% of FP17s for the same patient ID Re-attending within 3 months - Adults	153	1,393	11.0%	15.9%	16.7%	15.6%
% of FP17s for the same patient ID Re-attending between 3 & 9 months - Children	314	746	42.1%	44.8%	48.6%	58.8%
% of FP17s for the same patient ID Re-attending between 3 & 9 months - Adults	357	1,393	25.6%	37.0%	39.1%	51.0%
% of FP17s for Band 1 Urgent Courses	148	2,087	7.1%	10.9%	10.6%	9.0%
% of FP17s Relating to Free Repair or Replacements	3	2,087	0.1%	0.5%	0.5%	0.8%
% of FP17s Relating to Continuations	31	2,087	1.5%	0.7%	0.7%	0.9%
% of Patients satisfied with the dentistry they have received	0	0	N/A	90.9%	90.2%	93.2%
% of Patients satisfied with the time they had to wait for an appointment	0	0	N/A	82.1%	85.0%	88.3%

* This is based on patients treated on this contract for their most recent course of treatment. Figures in italics indicate the base number of FP17s or Patient Questionnaire responses are less than 100. N/A is shown where the base number of responses is less than 10 during the period. % is calculated as Quantity/Base number*100

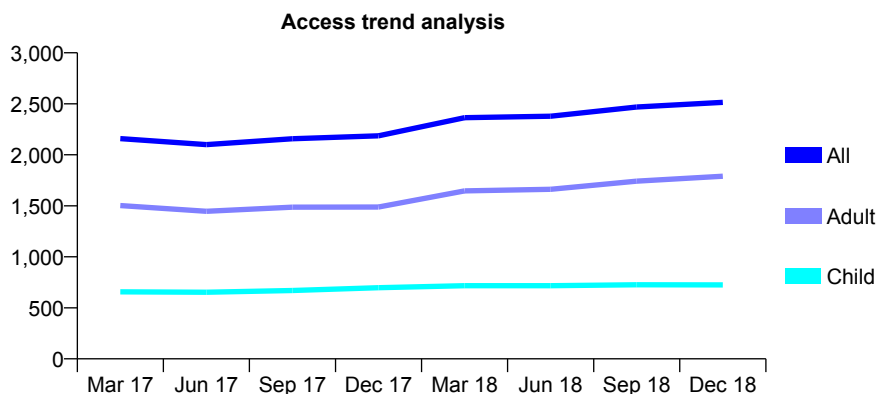
Q61 - Vital Signs At a Glance Contract Report for 118206/0002 - December 2018

Name or company name	Mr Chirag Patel and Mr Manish Patel
Contract type name	GDS Contract
Purpose of contract	General
Contract start date	01/10/2011
Contract end date	

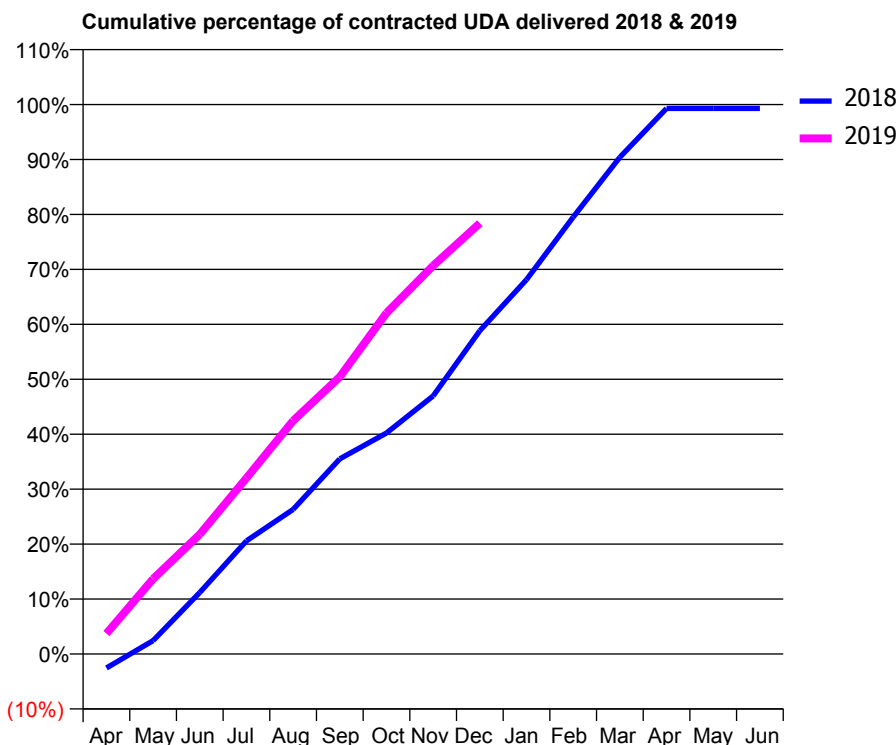
18/19 Contracted general activity (UDA)	4,674
Carry forward general activity (UDA)	33
18/19 Contracted orthodontic activity (UOA)	0
Carry forward orthodontic activity (UOA)	0
Baseline contract value	£131,536.54

ACCESS*

Patients seen in 24 months	Total	Change since previous quarter
Quarter ending December 2017	2,186	
Quarter ending March 2018	2,364	↑
Quarter ending June 2018	2,379	→
Quarter ending September 2018	2,468	↑
Quarter ending December 2018	2,515	→
Variance since December 2017	15.1%	↑



ACTIVITY



Month	Adjusted Scheduled Activity (UDA)	
	2018	2019
April	-120	174
May	114	639
June	524	1,018
July	963	1,497
August	1,231	1,985
September	1,660	2,358
October	1,880	2,901
November	2,196	3,304
December	2,750	3,664
January	3,184	
February	3,717	
March	4,226	
April	4,641	
May	4,641	
June	4,641	

QUALITY

	Quantity	Base Number	Contract	AT	Region	England
% of FP17s for the same patient ID Re-attending within 3 months - Children	33	593	5.6%	10.7%	11.8%	11.8%
% of FP17s for the same patient ID Re-attending within 3 months - Adults	176	1,364	12.9%	15.9%	16.7%	15.6%
% of FP17s for the same patient ID Re-attending between 3 & 9 months - Children	246	593	41.5%	44.8%	48.6%	58.8%
% of FP17s for the same patient ID Re-attending between 3 & 9 months - Adults	378	1,364	27.7%	37.0%	39.1%	51.0%
% of FP17s for Band 1 Urgent Courses	163	1,730	9.4%	10.9%	10.6%	9.0%
% of FP17s Relating to Free Repair or Replacements	8	1,730	0.5%	0.5%	0.5%	0.8%
% of FP17s Relating to Continuations	19	1,730	1.1%	0.7%	0.7%	0.9%
% of Patients satisfied with the dentistry they have received	1	1	N/A	90.9%	90.2%	93.2%
% of Patients satisfied with the time they had to wait for an appointment	1	1	N/A	82.1%	85.0%	88.3%

* This is based on patients treated on this contract for their most recent course of treatment. Figures in italics indicate the base number of FP17s or Patient Questionnaire responses are less than 100. N/A is shown where the base number of responses is less than 10 during the period. % is calculated as Quantity/Base number*100

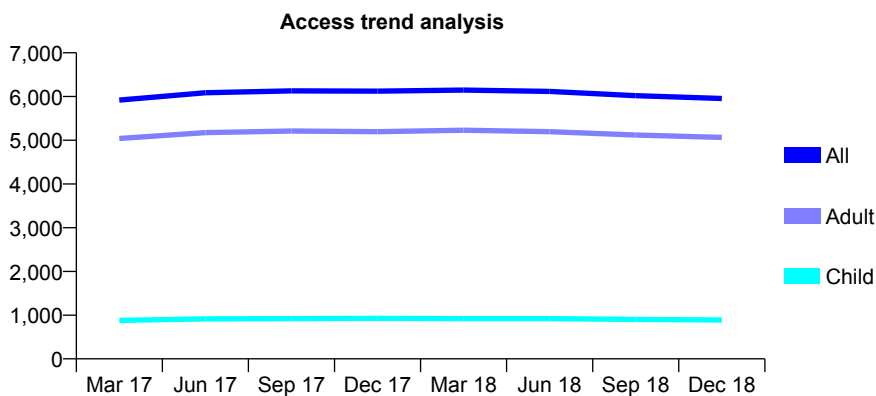
Q61 - Vital Signs At a Glance Contract Report for 119083/0001 - December 2018

Name or company name	Parkway Dental Care
Contract type name	GDS Contract
Purpose of contract	General
Contract start date	01/03/2011
Contract end date	

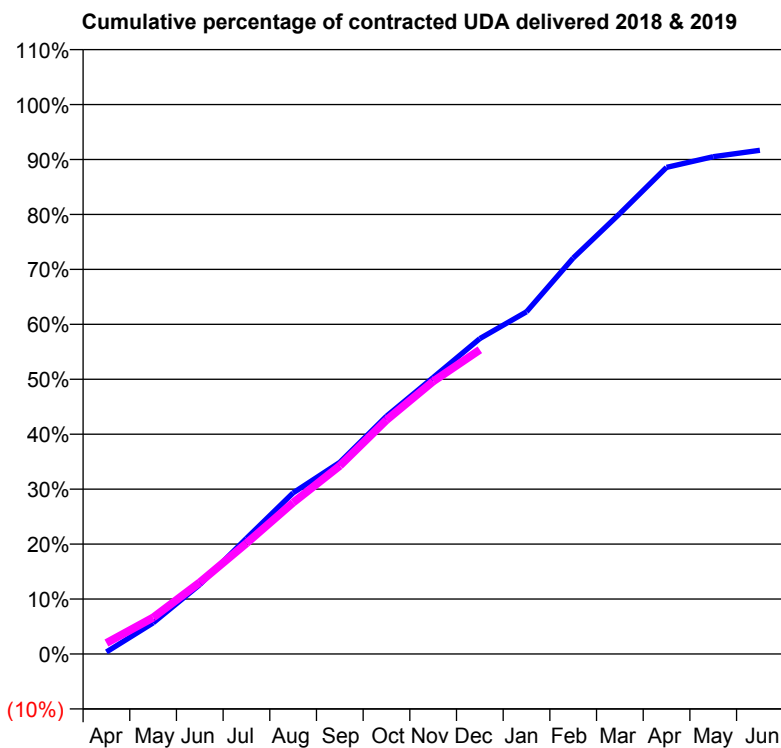
18/19 Contracted general activity (UDA)	19,435
Carry forward general activity (UDA)	0
18/19 Contracted orthodontic activity (UOA)	0
Carry forward orthodontic activity (UOA)	0
Baseline contract value	£426,166.65

ACCESS*

Patients seen in 24 months	Total	Change since previous quarter
Quarter ending December 2017	6,122	
Quarter ending March 2018	6,149	→
Quarter ending June 2018	6,116	→
Quarter ending September 2018	6,019	↓
Quarter ending December 2018	5,955	↓
Variance since December 2017	(2.7%)	↓



ACTIVITY



Adjusted Scheduled Activity (UDA)		
Month	2018	2019
April	71	391
May	1,101	1,292
June	2,455	2,536
July	4,093	3,918
August	5,698	5,356
September	6,778	6,659
October	8,411	8,275
November	9,777	9,645
December	11,157	10,758
January	12,102	
February	14,004	
March	15,581	
April	17,211	
May	17,590	
June	17,817	

QUALITY

	Quantity	Base Number	Contract	AT	Region	England
% of FP17s for the same patient ID Re-attending within 3 months - Children	41	803	5.1%	10.7%	11.8%	11.8%
% of FP17s for the same patient ID Re-attending within 3 months - Adults	660	4,516	14.6%	15.9%	16.7%	15.6%
% of FP17s for the same patient ID Re-attending between 3 & 9 months - Children	416	803	51.8%	44.8%	48.6%	58.8%
% of FP17s for the same patient ID Re-attending between 3 & 9 months - Adults	2,110	4,516	46.7%	37.0%	39.1%	51.0%
% of FP17s for Band 1 Urgent Courses	433	4,805	9.0%	10.9%	10.6%	9.0%
% of FP17s Relating to Free Repair or Replacements	72	4,805	1.5%	0.5%	0.5%	0.8%
% of FP17s Relating to Continuations	0	4,805	0.0%	0.7%	0.7%	0.9%
% of Patients satisfied with the dentistry they have received	2	2	N/A	90.9%	90.2%	93.2%
% of Patients satisfied with the time they had to wait for an appointment	2	2	N/A	82.1%	85.0%	88.3%

* This is based on patients treated on this contract for their most recent course of treatment. Figures in italics indicate the base number of FP17s or Patient Questionnaire responses are less than 100. N/A is shown where the base number of responses is less than 10 during the period. % is calculated as Quantity/Base number*100

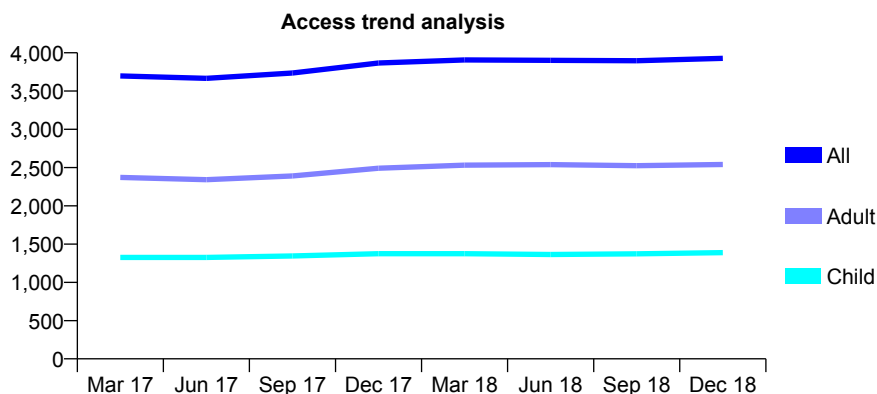
Q61 - Vital Signs At a Glance Contract Report for 119156/0001 - December 2018

Name or company name	Amshell Ltd
Contract type name	GDS Contract
Purpose of contract	General
Contract start date	01/10/2011
Contract end date	

18/19 Contracted general activity (UDA)	12,506
Carry forward general activity (UDA)	-40
18/19 Contracted orthodontic activity (UOA)	0
Carry forward orthodontic activity (UOA)	0
Baseline contract value	£534,979.47

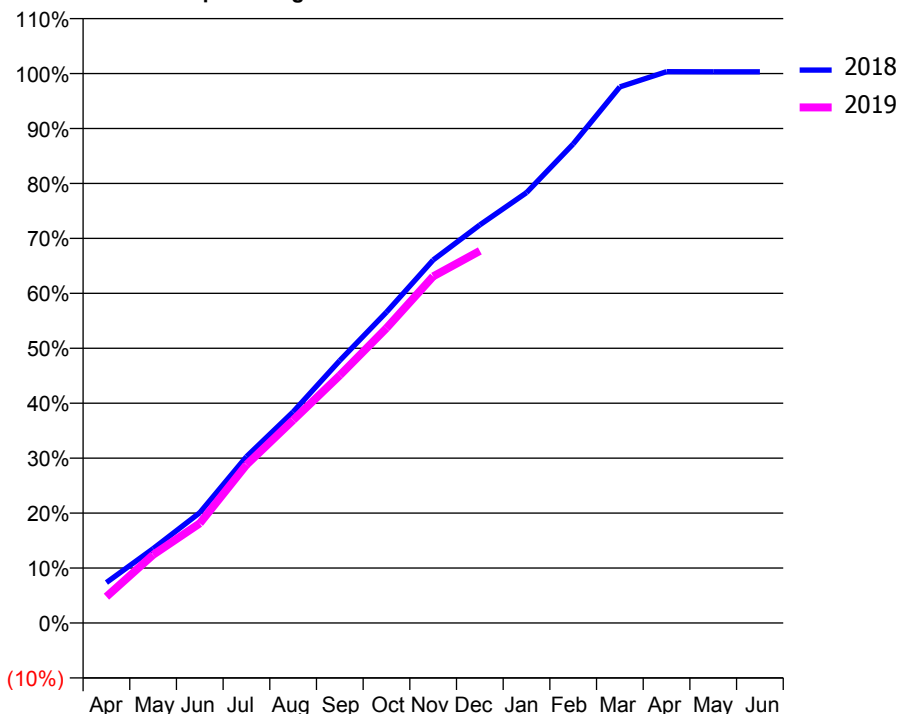
ACCESS*

Patients seen in 24 months	Total	Change since previous quarter
Quarter ending December 2017	3,866	
Quarter ending March 2018	3,906	→
Quarter ending June 2018	3,902	→
Quarter ending September 2018	3,897	→
Quarter ending December 2018	3,928	→
Variance since December 2017	1.6%	→



ACTIVITY

Cumulative percentage of contracted UDA delivered 2018 & 2019



Month	Adjusted Scheduled Activity (UDA)	
	2018	2019
April	921	599
May	1,693	1,551
June	2,510	2,269
July	3,787	3,601
August	4,804	4,618
September	5,973	5,638
October	7,076	6,713
November	8,262	7,889
December	9,060	8,469
January	9,794	
February	10,903	
March	12,203	
April	12,546	
May	12,546	
June	12,546	

QUALITY

	Quantity	Base Number	Contract	AT	Region	England
% of FP17s for the same patient ID Re-attending within 3 months - Children	155	1,390	11.2%	10.7%	11.8%	11.8%
% of FP17s for the same patient ID Re-attending within 3 months - Adults	348	2,092	16.6%	15.9%	16.7%	15.6%
% of FP17s for the same patient ID Re-attending between 3 & 9 months - Children	633	1,390	45.5%	44.8%	48.6%	58.8%
% of FP17s for the same patient ID Re-attending between 3 & 9 months - Adults	689	2,092	32.9%	37.0%	39.1%	51.0%
% of FP17s for Band 1 Urgent Courses	592	3,351	17.7%	10.9%	10.6%	9.0%
% of FP17s Relating to Free Repair or Replacements	9	3,351	0.3%	0.5%	0.5%	0.8%
% of FP17s Relating to Continuations	2	3,351	0.1%	0.7%	0.7%	0.9%
% of Patients satisfied with the dentistry they have received	3	3	N/A	90.9%	90.2%	93.2%
% of Patients satisfied with the time they had to wait for an appointment	3	3	N/A	82.1%	85.0%	88.3%

* This is based on patients treated on this contract for their most recent course of treatment. Figures in italics indicate the base number of FP17s or Patient Questionnaire responses are less than 100. N/A is shown where the base number of responses is less than 10 during the period. % is calculated as Quantity/Base number*100

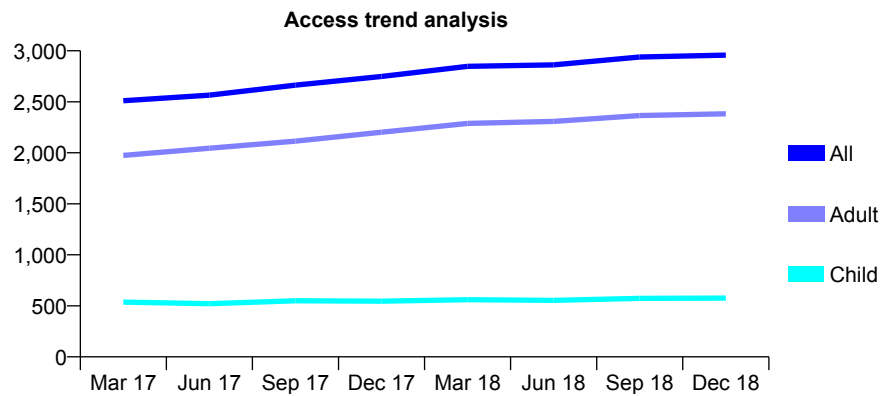
Q61 - Vital Signs At a Glance Contract Report for 119881/0001 - December 2018

Name or company name	Mr Ashish Patel
Contract type name	GDS Contract
Purpose of contract	General
Contract start date	01/08/2014
Contract end date	

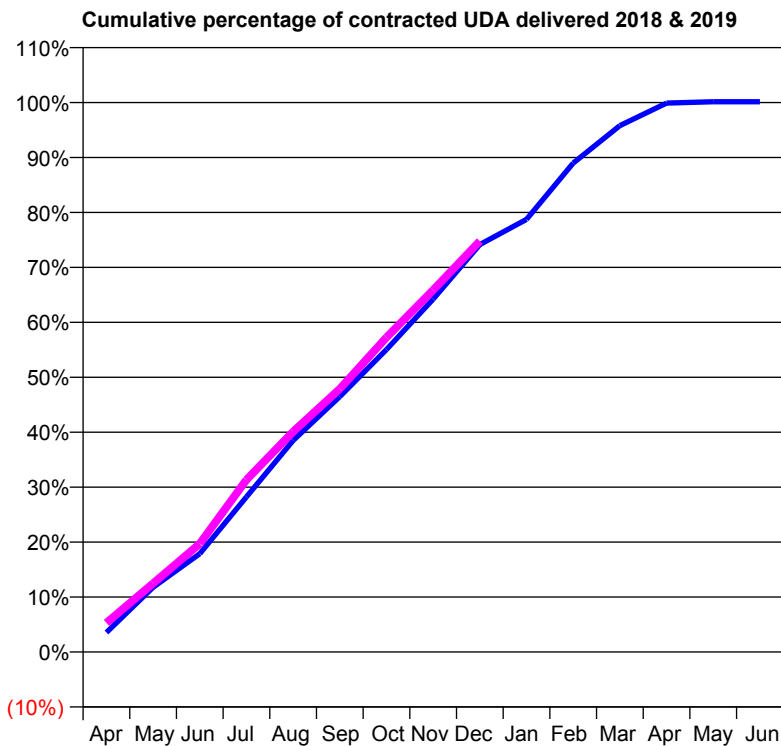
18/19 Contracted general activity (UDA)	6,300
Carry forward general activity (UDA)	-9
18/19 Contracted orthodontic activity (UOA)	0
Carry forward orthodontic activity (UOA)	0
Baseline contract value	£147,305.25

ACCESS*

Patients seen in 24 months	Total	Change since previous quarter
Quarter ending December 2017	2,748	
Quarter ending March 2018	2,848	↑
Quarter ending June 2018	2,862	→
Quarter ending September 2018	2,939	↑
Quarter ending December 2018	2,958	→
Variance since December 2017	7.6%	↑



ACTIVITY



Month	Adjusted Scheduled Activity (UDA)	
	2018	2019
April	223	335
May	742	787
June	1,127	1,241
July	1,779	1,975
August	2,425	2,527
September	2,929	3,018
October	3,468	3,607
November	4,047	4,150
December	4,672	4,711
January	4,960	
February	5,606	
March	6,035	
April	6,293	
May	6,309	
June	6,309	

QUALITY

	Quantity	Base Number	Contract	AT	Region	England
% of FP17s for the same patient ID Re-attending within 3 months - Children	42	549	7.7%	10.7%	11.8%	11.8%
% of FP17s for the same patient ID Re-attending within 3 months - Adults	210	1,740	12.1%	15.9%	16.7%	15.6%
% of FP17s for the same patient ID Re-attending between 3 & 9 months - Children	210	549	38.3%	44.8%	48.6%	58.8%
% of FP17s for the same patient ID Re-attending between 3 & 9 months - Adults	524	1,740	30.1%	37.0%	39.1%	51.0%
% of FP17s for Band 1 Urgent Courses	365	2,186	16.7%	10.9%	10.6%	9.0%
% of FP17s Relating to Free Repair or Replacements	5	2,186	0.2%	0.5%	0.5%	0.8%
% of FP17s Relating to Continuations	9	2,186	0.4%	0.7%	0.7%	0.9%
% of Patients satisfied with the dentistry they have received	1	1	N/A	90.9%	90.2%	93.2%
% of Patients satisfied with the time they had to wait for an appointment	1	1	N/A	82.1%	85.0%	88.3%

* This is based on patients treated on this contract for their most recent course of treatment. Figures in italics indicate the base number of FP17s or Patient Questionnaire responses are less than 100. N/A is shown where the base number of responses is less than 10 during the period. % is calculated as Quantity/Base number*100

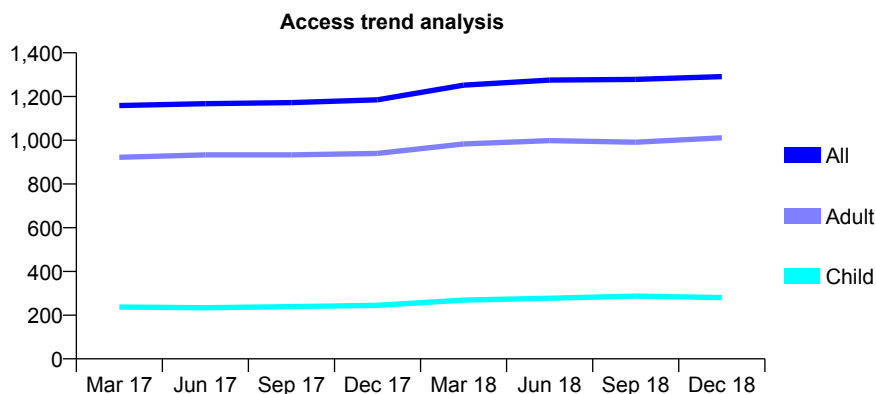
Q61 - Vital Signs At a Glance Contract Report for 120219/0001 - December 2018

Name or company name	SMILE DENT - Green Lanes
Contract type name	GDS Contract
Purpose of contract	General
Contract start date	01/04/2015
Contract end date	

18/19 Contracted general activity (UDA)	3,786
Carry forward general activity (UDA)	-56
18/19 Contracted orthodontic activity (UOA)	0
Carry forward orthodontic activity (UOA)	0
Baseline contract value	£107,617.18

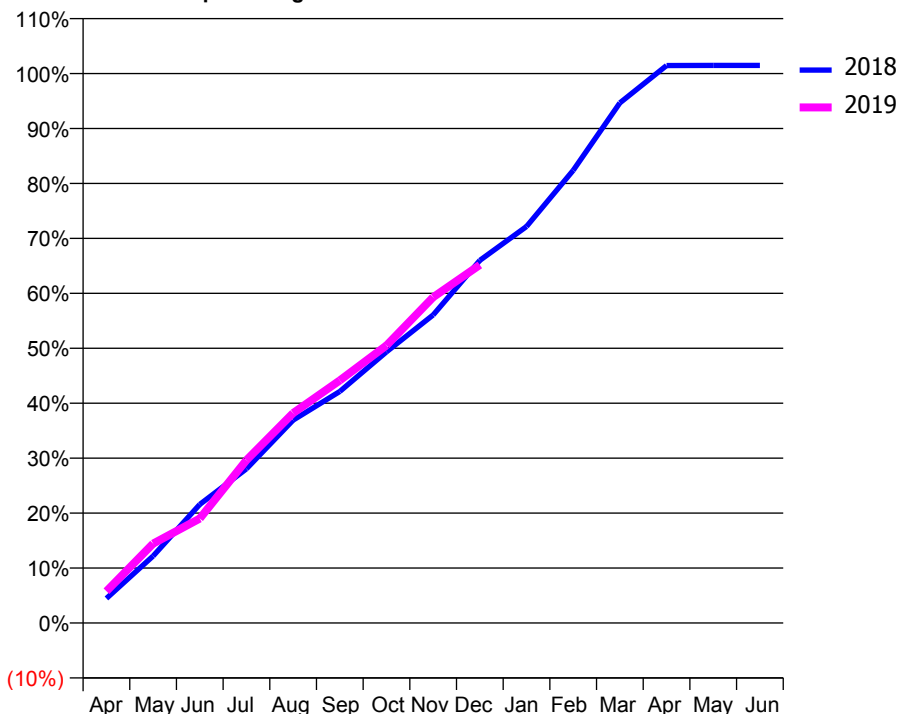
ACCESS*

Patients seen in 24 months	Total	Change since previous quarter
Quarter ending December 2017	1,185	
Quarter ending March 2018	1,252	↑
Quarter ending June 2018	1,275	→
Quarter ending September 2018	1,278	→
Quarter ending December 2018	1,291	→
Variance since December 2017	8.9%	↑



ACTIVITY

Cumulative percentage of contracted UDA delivered 2018 & 2019



Month	Adjusted Scheduled Activity (UDA)	
	2018	2019
April	169	219
May	461	547
June	817	720
July	1,063	1,122
August	1,398	1,447
September	1,595	1,672
October	1,868	1,912
November	2,123	2,245
December	2,499	2,467
January	2,732	
February	3,119	
March	3,584	
April	3,841	
May	3,842	
June	3,842	

QUALITY

	Quantity	Base Number	Contract	AT	Region	England
% of FP17s for the same patient ID Re-attending within 3 months - Children	19	283	6.7%	10.7%	11.8%	11.8%
% of FP17s for the same patient ID Re-attending within 3 months - Adults	137	899	15.2%	15.9%	16.7%	15.6%
% of FP17s for the same patient ID Re-attending between 3 & 9 months - Children	146	283	51.6%	44.8%	48.6%	58.8%
% of FP17s for the same patient ID Re-attending between 3 & 9 months - Adults	408	899	45.4%	37.0%	39.1%	51.0%
% of FP17s for Band 1 Urgent Courses	150	1,083	13.9%	10.9%	10.6%	9.0%
% of FP17s Relating to Free Repair or Replacements	7	1,083	0.6%	0.5%	0.5%	0.8%
% of FP17s Relating to Continuations	0	1,083	0.0%	0.7%	0.7%	0.9%
% of Patients satisfied with the dentistry they have received	0	0	N/A	90.9%	90.2%	93.2%
% of Patients satisfied with the time they had to wait for an appointment	0	0	N/A	82.1%	85.0%	88.3%

* This is based on patients treated on this contract for their most recent course of treatment. Figures in italics indicate the base number of FP17s or Patient Questionnaire responses are less than 100. N/A is shown where the base number of responses is less than 10 during the period. % is calculated as Quantity/Base number*100

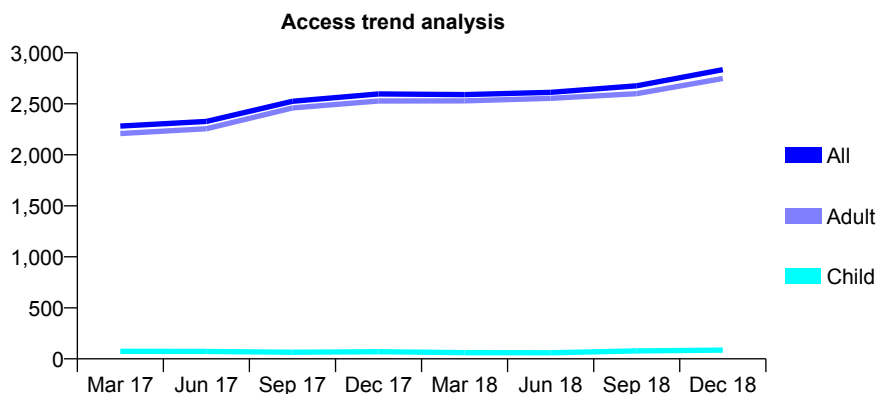
Q61 - Vital Signs At a Glance Contract Report for 120340/0001 - December 2018

Name or company name	MR MR MANBAJOOD
Contract type name	GDS Contract
Purpose of contract	General
Contract start date	11/04/2013
Contract end date	

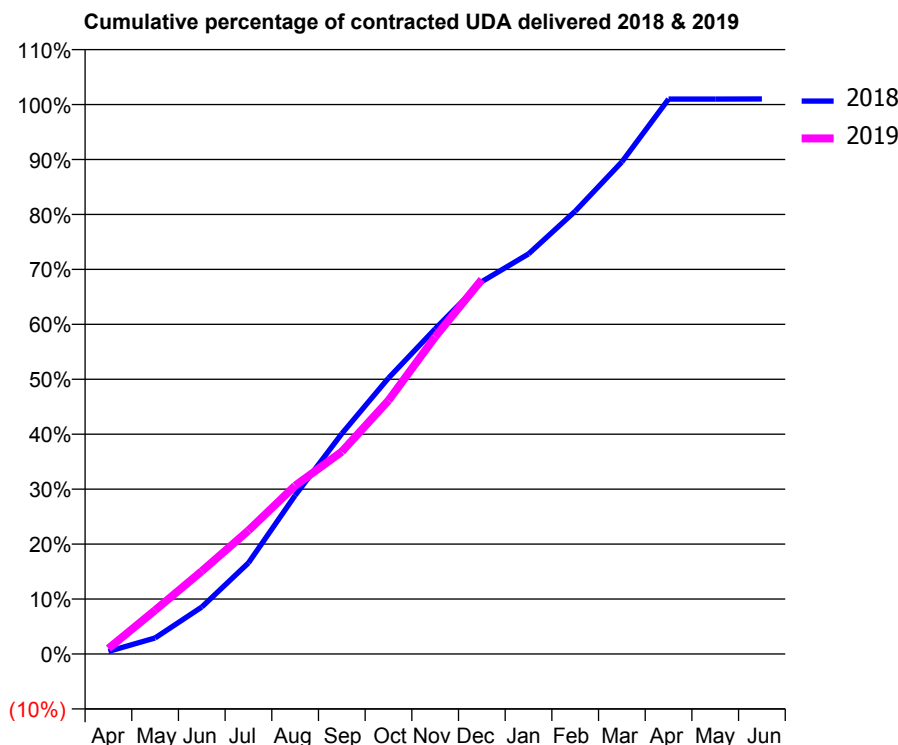
18/19 Contracted general activity (UDA)	3,657
Carry forward general activity (UDA)	-37
18/19 Contracted orthodontic activity (UOA)	0
Carry forward orthodontic activity (UOA)	0
Baseline contract value	£107,709.37

ACCESS*

Patients seen in 24 months	Total	Change since previous quarter
Quarter ending December 2017	2,597	
Quarter ending March 2018	2,590	→
Quarter ending June 2018	2,613	→
Quarter ending September 2018	2,677	↑
Quarter ending December 2018	2,835	↑
Variance since December 2017	9.2%	↑



ACTIVITY



Month	Adjusted Scheduled Activity (UDA)	
	2018	2019
April	17	37
May	107	292
June	313	551
July	607	822
August	1,055	1,120
September	1,466	1,347
October	1,836	1,688
November	2,164	2,111
December	2,478	2,493
January	2,663	
February	2,947	
March	3,275	
April	3,693	
May	3,693	
June	3,694	

QUALITY

	Quantity	Base Number	Contract	AT	Region	England
% of FP17s for the same patient ID Re-attending within 3 months - Children	4	87	4.6%	10.7%	11.8%	11.8%
% of FP17s for the same patient ID Re-attending within 3 months - Adults	111	1,777	6.2%	15.9%	16.7%	15.6%
% of FP17s for the same patient ID Re-attending between 3 & 9 months - Children	16	87	18.4%	44.8%	48.6%	58.8%
% of FP17s for the same patient ID Re-attending between 3 & 9 months - Adults	247	1,777	13.9%	37.0%	39.1%	51.0%
% of FP17s for Band 1 Urgent Courses	193	1,606	12.0%	10.9%	10.6%	9.0%
% of FP17s Relating to Free Repair or Replacements	2	1,606	0.1%	0.5%	0.5%	0.8%
% of FP17s Relating to Continuations	5	1,606	0.3%	0.7%	0.7%	0.9%
% of Patients satisfied with the dentistry they have received	0	0	N/A	90.9%	90.2%	93.2%
% of Patients satisfied with the time they had to wait for an appointment	0	0	N/A	82.1%	85.0%	88.3%

* This is based on patients treated on this contract for their most recent course of treatment. Figures in italics indicate the base number of FP17s or Patient Questionnaire responses are less than 100. N/A is shown where the base number of responses is less than 10 during the period. % is calculated as Quantity/Base number*100

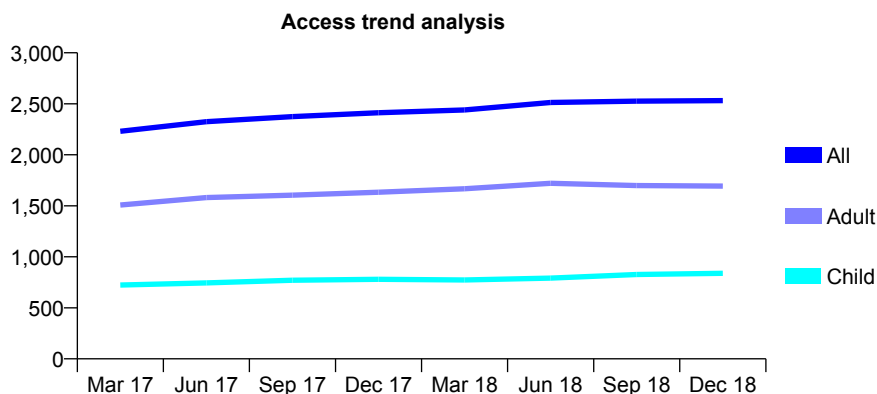
Q61 - Vital Signs At a Glance Contract Report for 121592/0001 - December 2018

Name or company name	Colney Hatch Dental Practice Ltd
Contract type name	GDS Contract
Purpose of contract	General
Contract start date	01/07/2008
Contract end date	

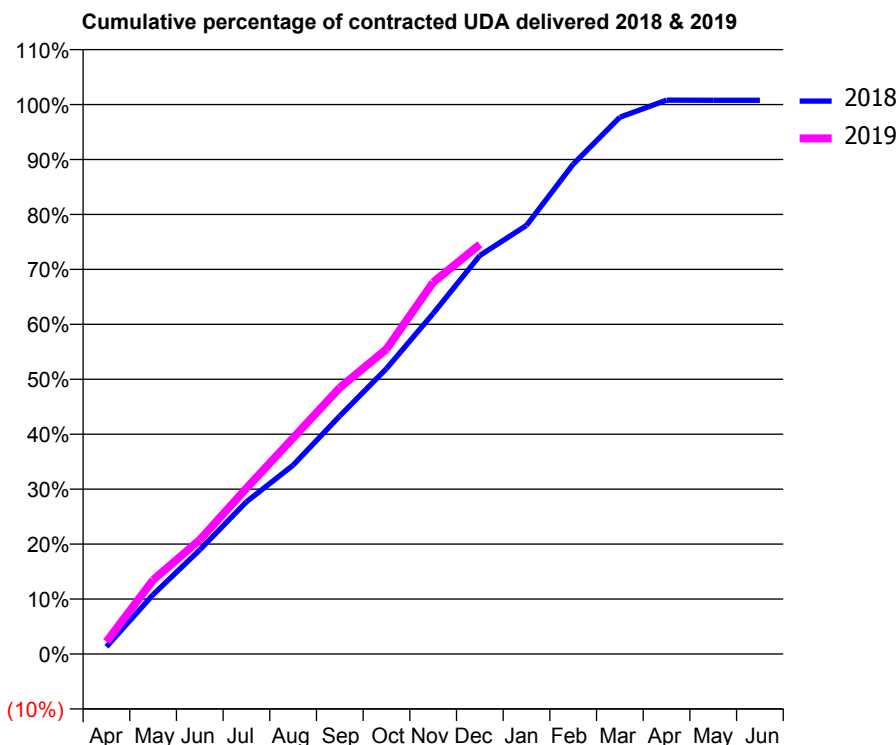
18/19 Contracted general activity (UDA)	5,744
Carry forward general activity (UDA)	0
18/19 Contracted orthodontic activity (UOA)	0
Carry forward orthodontic activity (UOA)	0
Baseline contract value	£186,460.75

ACCESS*

Patients seen in 24 months	Total	Change since previous quarter
Quarter ending December 2017	2,413	
Quarter ending March 2018	2,440	→
Quarter ending June 2018	2,513	↑
Quarter ending September 2018	2,526	→
Quarter ending December 2018	2,531	→
Variance since December 2017	4.9%	↑



ACTIVITY



Month	Adjusted Scheduled Activity (UDA)	
	2018	2019
April	76	129
May	621	775
June	1,089	1,194
July	1,591	1,733
August	1,974	2,258
September	2,488	2,784
October	2,983	3,187
November	3,560	3,885
December	4,165	4,281
January	4,481	
February	5,121	
March	5,612	
April	5,789	
May	5,788	
June	5,788	

QUALITY

	Quantity	Base Number	Contract	AT	Region	England
% of FP17s for the same patient ID Re-attending within 3 months - Children	79	874	9.0%	10.7%	11.8%	11.8%
% of FP17s for the same patient ID Re-attending within 3 months - Adults	230	1,396	16.5%	15.9%	16.7%	15.6%
% of FP17s for the same patient ID Re-attending between 3 & 9 months - Children	471	874	53.9%	44.8%	48.6%	58.8%
% of FP17s for the same patient ID Re-attending between 3 & 9 months - Adults	556	1,396	39.8%	37.0%	39.1%	51.0%
% of FP17s for Band 1 Urgent Courses	324	2,188	14.8%	10.9%	10.6%	9.0%
% of FP17s Relating to Free Repair or Replacements	7	2,188	0.3%	0.5%	0.5%	0.8%
% of FP17s Relating to Continuations	2	2,188	0.1%	0.7%	0.7%	0.9%
% of Patients satisfied with the dentistry they have received	1	1	N/A	90.9%	90.2%	93.2%
% of Patients satisfied with the time they had to wait for an appointment	1	1	N/A	82.1%	85.0%	88.3%

* This is based on patients treated on this contract for their most recent course of treatment. Figures in italics indicate the base number of FP17s or Patient Questionnaire responses are less than 100. N/A is shown where the base number of responses is less than 10 during the period. % is calculated as Quantity/Base number*100

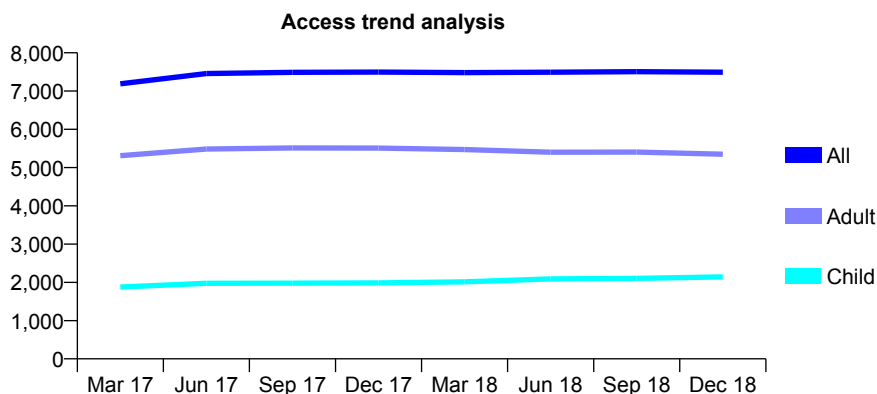
Q61 - Vital Signs At a Glance Contract Report for 122734/0001 - December 2018

Name or company name	Woodford Partnership
Contract type name	GDS Contract
Purpose of contract	General
Contract start date	01/02/2015
Contract end date	

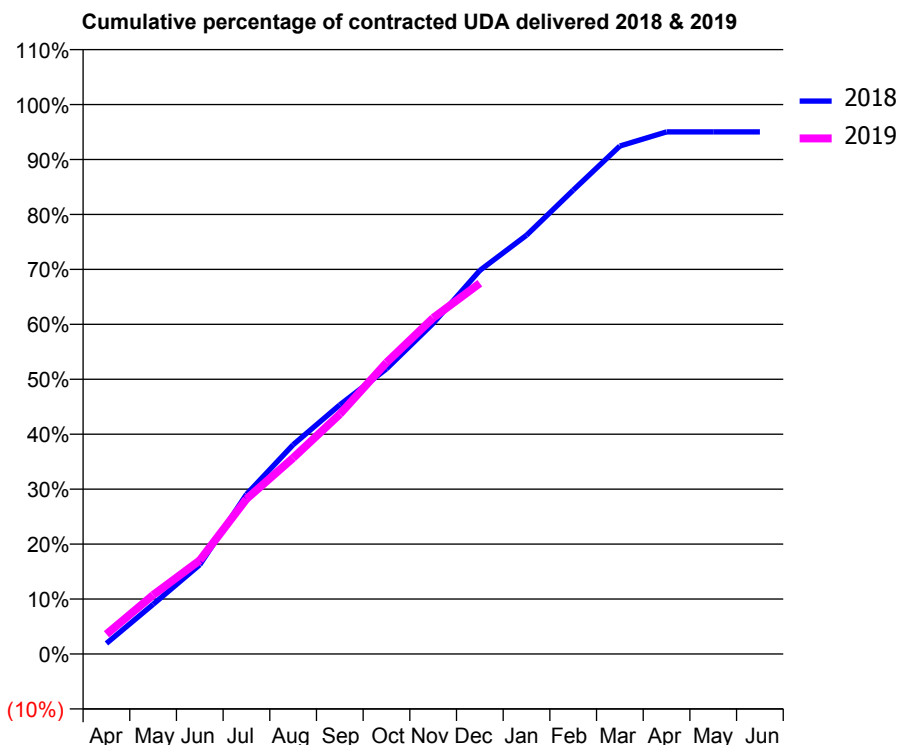
18/19 Contracted general activity (UDA)	18,678
Carry forward general activity (UDA)	0
18/19 Contracted orthodontic activity (UOA)	0
Carry forward orthodontic activity (UOA)	0
Baseline contract value	£474,288.21

ACCESS*

Patients seen in 24 months	Total	Change since previous quarter
Quarter ending December 2017	7,496	
Quarter ending March 2018	7,484	→
Quarter ending June 2018	7,492	→
Quarter ending September 2018	7,506	→
Quarter ending December 2018	7,492	→
Variance since December 2017	(0.1%)	→



ACTIVITY



Month	Adjusted Scheduled Activity (UDA)	
	2018	2019
April	362	673
May	1,688	2,007
June	3,033	3,182
July	5,427	5,269
August	7,116	6,665
September	8,471	8,154
October	9,695	9,906
November	11,238	11,423
December	13,036	12,602
January	14,232	
February	15,766	
March	17,268	
April	17,747	
May	17,747	
June	17,748	

QUALITY

	Quantity	Base Number	Contract	AT	Region	England
% of FP17s for the same patient ID Re-attending within 3 months - Children	142	1,943	7.3%	10.7%	11.8%	11.8%
% of FP17s for the same patient ID Re-attending within 3 months - Adults	538	4,016	13.4%	15.9%	16.7%	15.6%
% of FP17s for the same patient ID Re-attending between 3 & 9 months - Children	840	1,943	43.2%	44.8%	48.6%	58.8%
% of FP17s for the same patient ID Re-attending between 3 & 9 months - Adults	1,480	4,016	36.9%	37.0%	39.1%	51.0%
% of FP17s for Band 1 Urgent Courses	469	5,774	8.1%	10.9%	10.6%	9.0%
% of FP17s Relating to Free Repair or Replacements	21	5,774	0.4%	0.5%	0.5%	0.8%
% of FP17s Relating to Continuations	95	5,774	1.6%	0.7%	0.7%	0.9%
% of Patients satisfied with the dentistry they have received	3	3	N/A	90.9%	90.2%	93.2%
% of Patients satisfied with the time they had to wait for an appointment	2	3	N/A	82.1%	85.0%	88.3%

* This is based on patients treated on this contract for their most recent course of treatment. Figures in italics indicate the base number of FP17s or Patient Questionnaire responses are less than 100. N/A is shown where the base number of responses is less than 10 during the period. % is calculated as Quantity/Base number*100

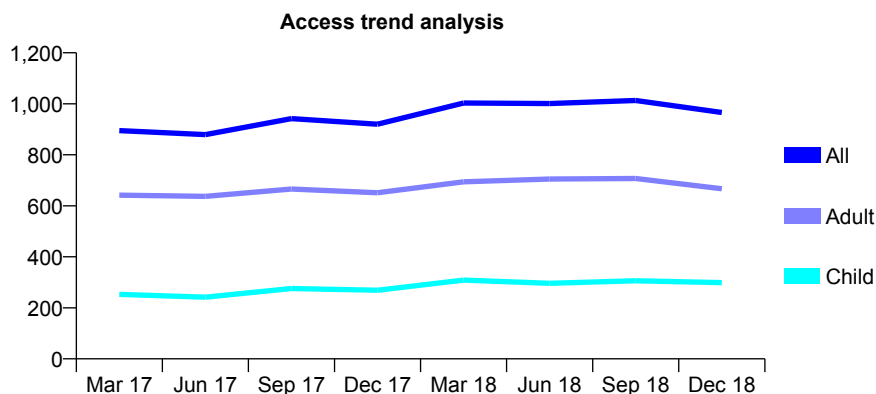
Q61 - Vital Signs At a Glance Contract Report for 122831/0001 - December 2018

Name or company name	Mrs N Mistry & Miss P Mistry
Contract type name	GDS Contract
Purpose of contract	General
Contract start date	01/02/2012
Contract end date	

18/19 Contracted general activity (UDA)	1,902
Carry forward general activity (UDA)	-38
18/19 Contracted orthodontic activity (UOA)	0
Carry forward orthodontic activity (UOA)	0
Baseline contract value	£50,440.67

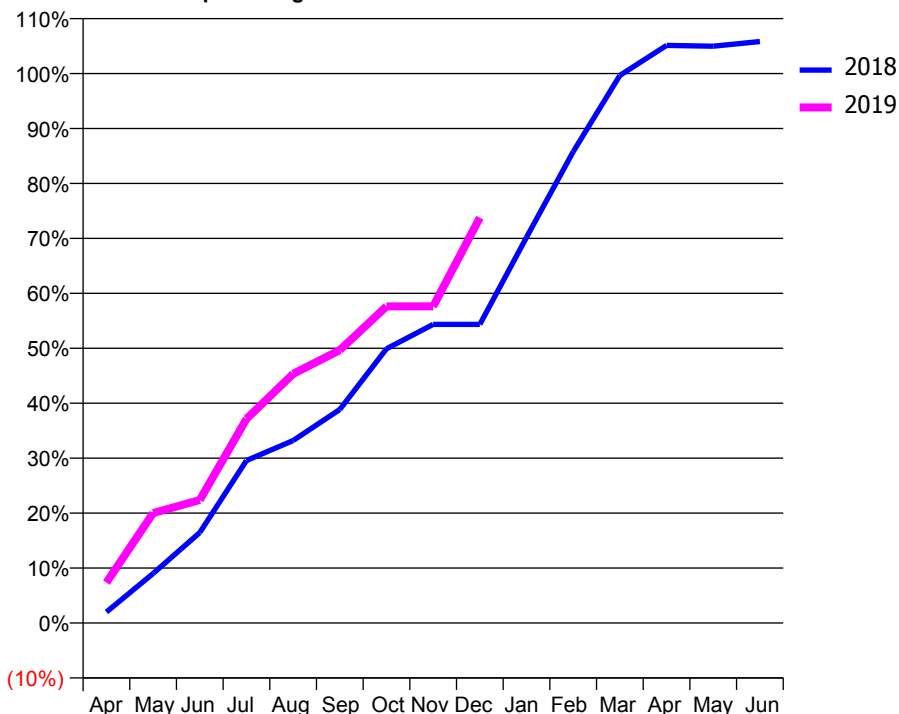
ACCESS*

Patients seen in 24 months	Total	Change since previous quarter
Quarter ending December 2017	920	
Quarter ending March 2018	1,003	↑
Quarter ending June 2018	1,001	→
Quarter ending September 2018	1,013	→
Quarter ending December 2018	966	↓
Variance since December 2017	5.0%	↑



ACTIVITY

Cumulative percentage of contracted UDA delivered 2018 & 2019



Month	Adjusted Scheduled Activity (UDA)	
	2018	2019
April	38	140
May	171	380
June	313	426
July	562	706
August	632	862
September	739	945
October	949	1,096
November	1,034	1,096
December	1,034	1,403
January	1,335	
February	1,631	
March	1,895	
April	1,999	
May	1,996	
June	2,013	

QUALITY

	Quantity	Base Number	Contract	AT	Region	England
% of FP17s for the same patient ID Re-attending within 3 months - Children	18	267	6.7%	10.7%	11.8%	11.8%
% of FP17s for the same patient ID Re-attending within 3 months - Adults	56	528	10.6%	15.9%	16.7%	15.6%
% of FP17s for the same patient ID Re-attending between 3 & 9 months - Children	122	267	45.7%	44.8%	48.6%	58.8%
% of FP17s for the same patient ID Re-attending between 3 & 9 months - Adults	210	528	39.8%	37.0%	39.1%	51.0%
% of FP17s for Band 1 Urgent Courses	84	729	11.5%	10.9%	10.6%	9.0%
% of FP17s Relating to Free Repair or Replacements	1	729	0.1%	0.5%	0.5%	0.8%
% of FP17s Relating to Continuations	0	729	0.0%	0.7%	0.7%	0.9%
% of Patients satisfied with the dentistry they have received	0	0	N/A	90.9%	90.2%	93.2%
% of Patients satisfied with the time they had to wait for an appointment	0	0	N/A	82.1%	85.0%	88.3%

* This is based on patients treated on this contract for their most recent course of treatment. Figures in italics indicate the base number of FP17s or Patient Questionnaire responses are less than 100. N/A is shown where the base number of responses is less than 10 during the period. % is calculated as Quantity/Base number*100

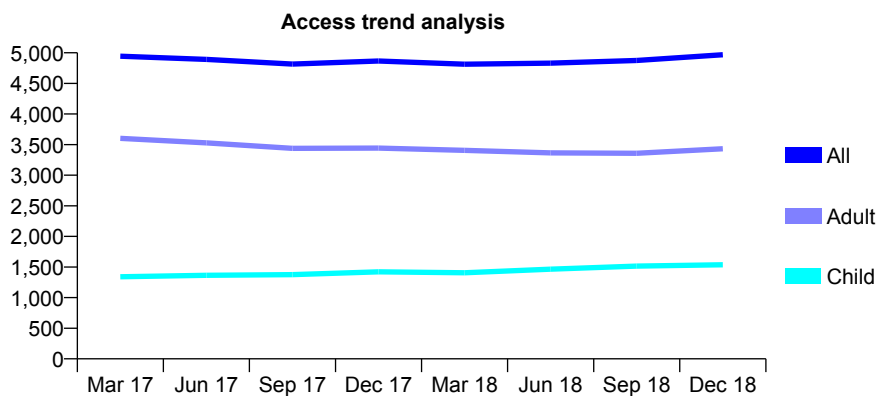
Q61 - Vital Signs At a Glance Contract Report for 123331/0001 - December 2018

Name or company name	East India Dock Road Dental Practice
Contract type name	GDS Contract
Purpose of contract	General
Contract start date	01/04/2007
Contract end date	

18/19 Contracted general activity (UDA)	13,697
Carry forward general activity (UDA)	1,511
18/19 Contracted orthodontic activity (UOA)	0
Carry forward orthodontic activity (UOA)	0
Baseline contract value	£408,240.95

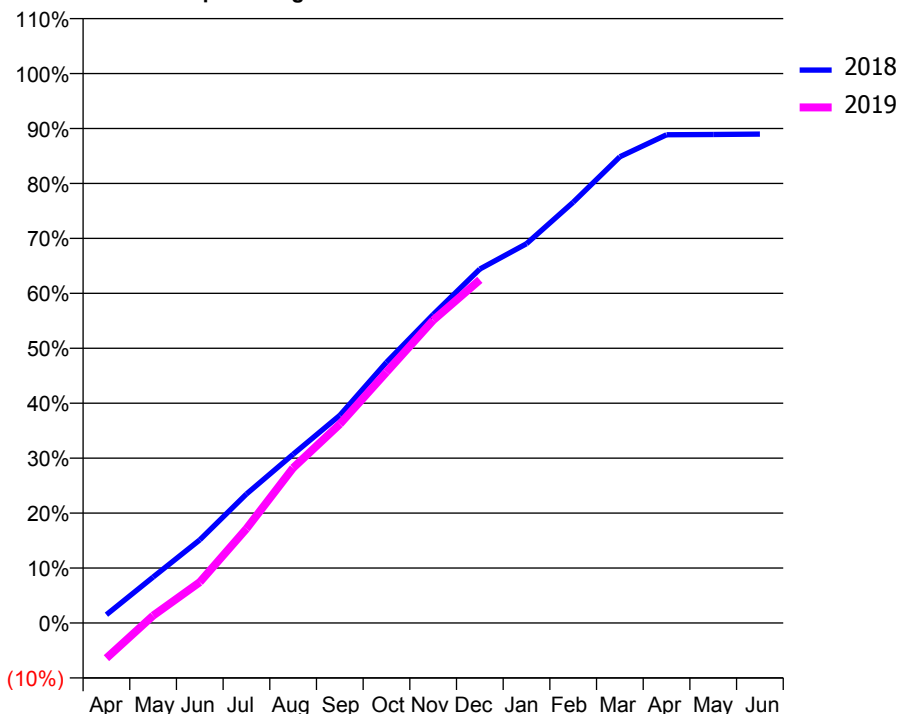
ACCESS*

Patients seen in 24 months	Total	Change since previous quarter
Quarter ending December 2017	4,866	
Quarter ending March 2018	4,813	↓
Quarter ending June 2018	4,831	→
Quarter ending September 2018	4,874	→
Quarter ending December 2018	4,969	→
Variance since December 2017	2.1%	↑



ACTIVITY

Cumulative percentage of contracted UDA delivered 2018 & 2019



Adjusted Scheduled Activity (UDA)		
Month	2018	2019
April	207	-878
May	1,145	185
June	2,073	1,020
July	3,216	2,350
August	4,206	3,869
September	5,176	4,956
October	6,499	6,254
November	7,690	7,547
December	8,823	8,553
January	9,455	
February	10,489	
March	11,623	
April	12,170	
May	12,178	
June	12,186	

QUALITY

	Quantity	Base Number	Contract	AT	Region	England
% of FP17s for the same patient ID Re-attending within 3 months - Children	50	1,371	3.6%	10.7%	11.8%	11.8%
% of FP17s for the same patient ID Re-attending within 3 months - Adults	290	2,743	10.6%	15.9%	16.7%	15.6%
% of FP17s for the same patient ID Re-attending between 3 & 9 months - Children	518	1,371	37.8%	44.8%	48.6%	58.8%
% of FP17s for the same patient ID Re-attending between 3 & 9 months - Adults	871	2,743	31.8%	37.0%	39.1%	51.0%
% of FP17s for Band 1 Urgent Courses	301	3,931	7.7%	10.9%	10.6%	9.0%
% of FP17s Relating to Free Repair or Replacements	14	3,931	0.4%	0.5%	0.5%	0.8%
% of FP17s Relating to Continuations	10	3,931	0.3%	0.7%	0.7%	0.9%
% of Patients satisfied with the dentistry they have received	1	1	N/A	90.9%	90.2%	93.2%
% of Patients satisfied with the time they had to wait for an appointment	1	1	N/A	82.1%	85.0%	88.3%

* This is based on patients treated on this contract for their most recent course of treatment. Figures in italics indicate the base number of FP17s or Patient Questionnaire responses are less than 100. N/A is shown where the base number of responses is less than 10 during the period. % is calculated as Quantity/Base number*100

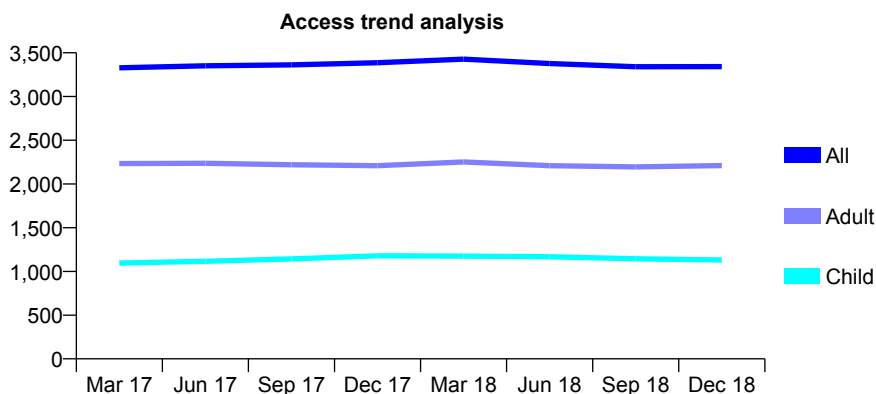
Q61 - Vital Signs At a Glance Contract Report for 124699/0001 - December 2018

Name or company name	Finchley Dental Care Practice Partnership
Contract type name	GDS Contract
Purpose of contract	General
Contract start date	01/03/2015
Contract end date	

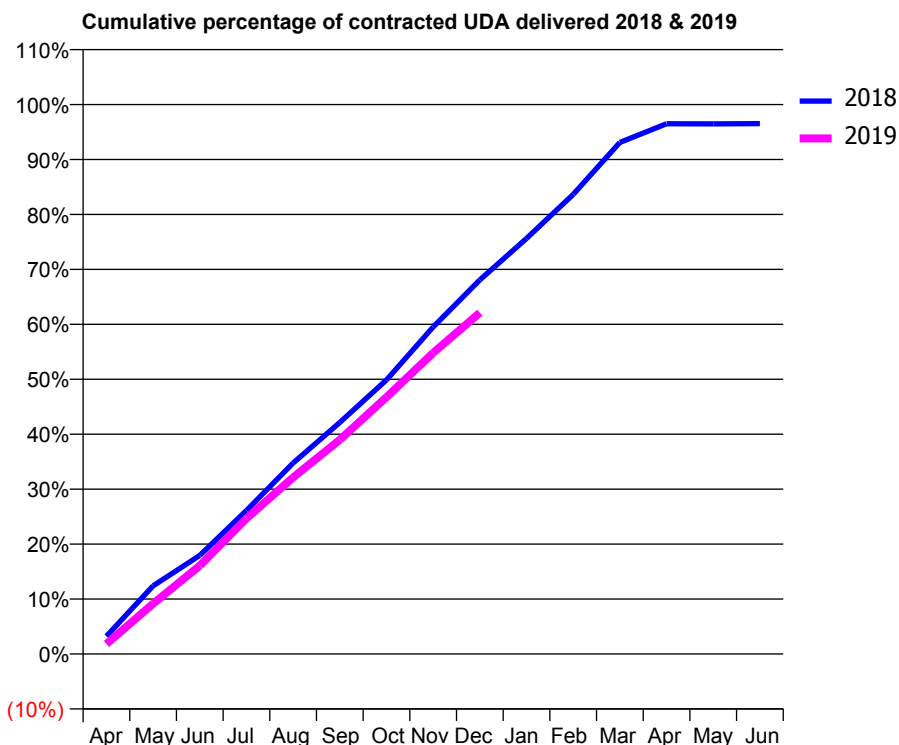
18/19 Contracted general activity (UDA)	7,500
Carry forward general activity (UDA)	260
18/19 Contracted orthodontic activity (UOA)	0
Carry forward orthodontic activity (UOA)	0
Baseline contract value	£201,715.46

ACCESS*

Patients seen in 24 months	Total	Change since previous quarter
Quarter ending December 2017	3,387	
Quarter ending March 2018	3,427	→
Quarter ending June 2018	3,377	↓
Quarter ending September 2018	3,341	↓
Quarter ending December 2018	3,342	→
Variance since December 2017	(1.3%)	↓



ACTIVITY



Month	Adjusted Scheduled Activity (UDA)	
	2018	2019
April	243	138
May	930	688
June	1,346	1,206
July	1,959	1,850
August	2,607	2,411
September	3,160	2,924
October	3,741	3,506
November	4,464	4,110
December	5,105	4,659
January	5,672	
February	6,273	
March	6,982	
April	7,237	
May	7,235	
June	7,240	

QUALITY

	Quantity	Base Number	Contract	AT	Region	England
% of FP17s for the same patient ID Re-attending within 3 months - Children	63	950	6.6%	10.7%	11.8%	11.8%
% of FP17s for the same patient ID Re-attending within 3 months - Adults	234	1,646	14.2%	15.9%	16.7%	15.6%
% of FP17s for the same patient ID Re-attending between 3 & 9 months - Children	365	950	38.4%	44.8%	48.6%	58.8%
% of FP17s for the same patient ID Re-attending between 3 & 9 months - Adults	459	1,646	27.9%	37.0%	39.1%	51.0%
% of FP17s for Band 1 Urgent Courses	209	2,488	8.4%	10.9%	10.6%	9.0%
% of FP17s Relating to Free Repair or Replacements	3	2,488	0.1%	0.5%	0.5%	0.8%
% of FP17s Relating to Continuations	40	2,488	1.6%	0.7%	0.7%	0.9%
% of Patients satisfied with the dentistry they have received	0	0	N/A	90.9%	90.2%	93.2%
% of Patients satisfied with the time they had to wait for an appointment	0	0	N/A	82.1%	85.0%	88.3%

* This is based on patients treated on this contract for their most recent course of treatment. Figures in italics indicate the base number of FP17s or Patient Questionnaire responses are less than 100. N/A is shown where the base number of responses is less than 10 during the period. % is calculated as Quantity/Base number*100

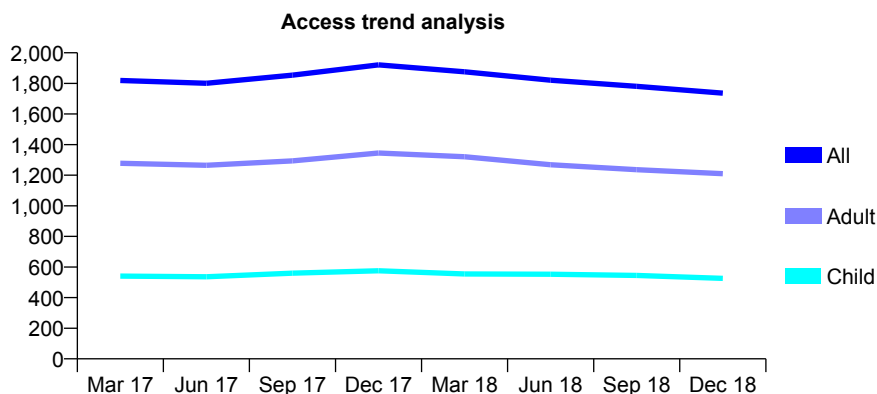
Q61 - Vital Signs At a Glance Contract Report for 124850/0001 - December 2018

Name or company name	Mona Lisa Smiles
Contract type name	GDS Contract
Purpose of contract	General
Contract start date	01/04/2008
Contract end date	

18/19 Contracted general activity (UDA)	5,343
Carry forward general activity (UDA)	-101
18/19 Contracted orthodontic activity (UOA)	0
Carry forward orthodontic activity (UOA)	0
Baseline contract value	£129,983.62

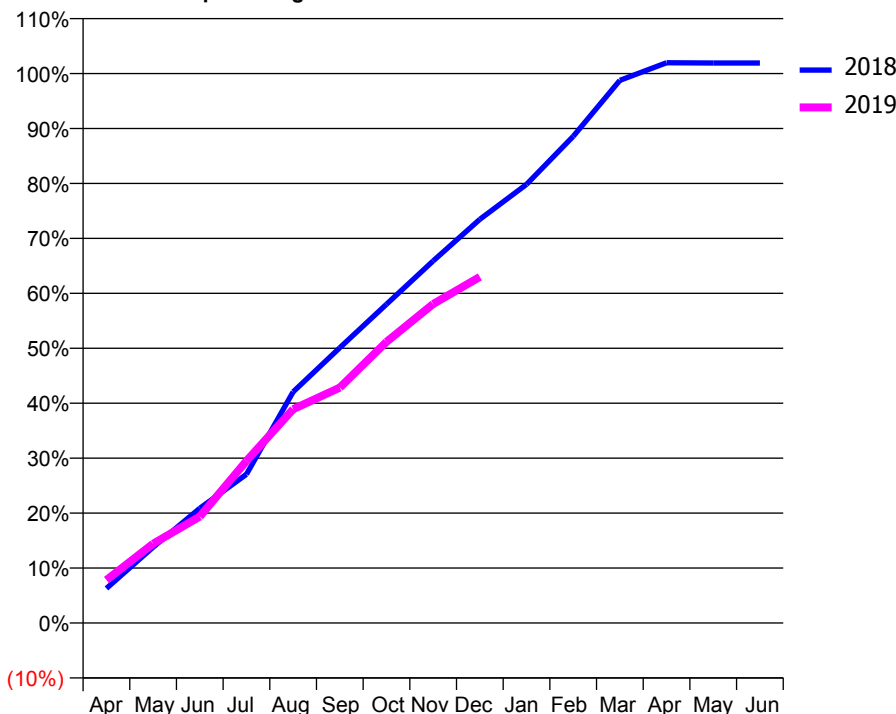
ACCESS*

Patients seen in 24 months	Total	Change since previous quarter
Quarter ending December 2017	1,921	
Quarter ending March 2018	1,876	↓
Quarter ending June 2018	1,821	↓
Quarter ending September 2018	1,781	↓
Quarter ending December 2018	1,736	↓
Variance since December 2017	(9.6%)	↓



ACTIVITY

Cumulative percentage of contracted UDA delivered 2018 & 2019



Month	Adjusted Scheduled Activity (UDA)	
	2018	2019
April	337	418
May	737	771
June	1,116	1,035
July	1,447	1,577
August	2,247	2,080
September	2,676	2,289
October	3,100	2,733
November	3,521	3,103
December	3,926	3,365
January	4,265	
February	4,732	
March	5,277	
April	5,447	
May	5,444	
June	5,444	

QUALITY

	Quantity	Base Number	Contract	AT	Region	England
% of FP17s for the same patient ID Re-attending within 3 months - Children	59	596	9.9%	10.7%	11.8%	11.8%
% of FP17s for the same patient ID Re-attending within 3 months - Adults	160	1,243	12.9%	15.9%	16.7%	15.6%
% of FP17s for the same patient ID Re-attending between 3 & 9 months - Children	387	596	64.9%	44.8%	48.6%	58.8%
% of FP17s for the same patient ID Re-attending between 3 & 9 months - Adults	826	1,243	66.5%	37.0%	39.1%	51.0%
% of FP17s for Band 1 Urgent Courses	153	1,761	8.7%	10.9%	10.6%	9.0%
% of FP17s Relating to Free Repair or Replacements	7	1,761	0.4%	0.5%	0.5%	0.8%
% of FP17s Relating to Continuations	0	1,761	0.0%	0.7%	0.7%	0.9%
% of Patients satisfied with the dentistry they have received	0	1	N/A	90.9%	90.2%	93.2%
% of Patients satisfied with the time they had to wait for an appointment	1	1	N/A	82.1%	85.0%	88.3%

* This is based on patients treated on this contract for their most recent course of treatment. Figures in italics indicate the base number of FP17s or Patient Questionnaire responses are less than 100. N/A is shown where the base number of responses is less than 10 during the period. % is calculated as Quantity/Base number*100

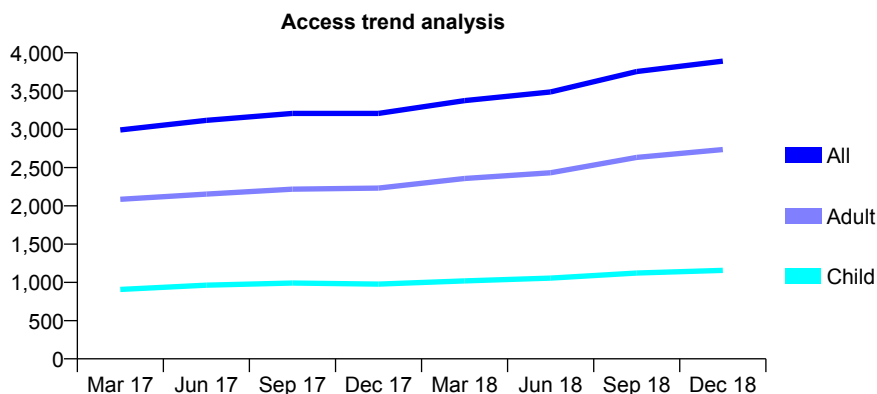
Q61 - Vital Signs At a Glance Contract Report for 125970/0001 - December 2018

Name or company name	Vishesh VM Shah & Yuvraaj V Shah
Contract type name	GDS Contract
Purpose of contract	General
Contract start date	01/04/2008
Contract end date	

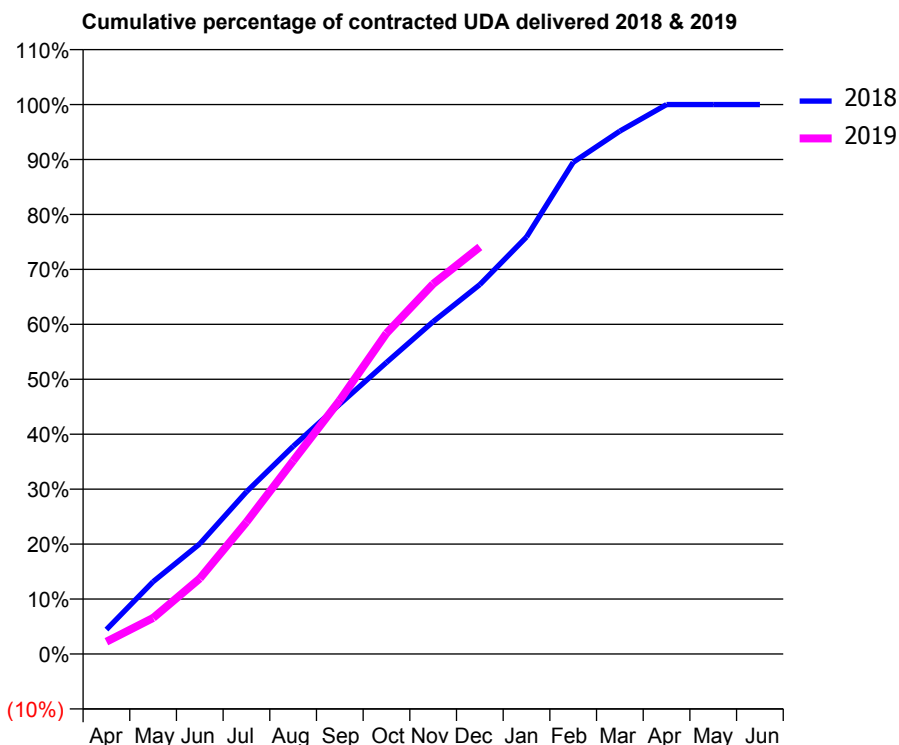
18/19 Contracted general activity (UDA)	12,365
Carry forward general activity (UDA)	2
18/19 Contracted orthodontic activity (UOA)	0
Carry forward orthodontic activity (UOA)	0
Baseline contract value	£465,184.48

ACCESS*

Patients seen in 24 months	Total	Change since previous quarter
Quarter ending December 2017	3,208	
Quarter ending March 2018	3,375	↑
Quarter ending June 2018	3,488	↑
Quarter ending September 2018	3,755	↑
Quarter ending December 2018	3,891	↑
Variance since December 2017	21.3%	↑



ACTIVITY



Month	Adjusted Scheduled Activity (UDA)	
	2018	2019
April	551	277
May	1,628	813
June	2,481	1,700
July	3,651	2,969
August	4,672	4,347
September	5,625	5,711
October	6,562	7,218
November	7,479	8,329
December	8,312	9,160
January	9,383	
February	11,066	
March	11,768	
April	12,363	
May	12,363	
June	12,363	

QUALITY

	Quantity	Base Number	Contract	AT	Region	England
% of FP17s for the same patient ID Re-attending within 3 months - Children	70	1,105	6.3%	10.7%	11.8%	11.8%
% of FP17s for the same patient ID Re-attending within 3 months - Adults	347	2,409	14.4%	15.9%	16.7%	15.6%
% of FP17s for the same patient ID Re-attending between 3 & 9 months - Children	505	1,105	45.7%	44.8%	48.6%	58.8%
% of FP17s for the same patient ID Re-attending between 3 & 9 months - Adults	796	2,409	33.0%	37.0%	39.1%	51.0%
% of FP17s for Band 1 Urgent Courses	324	3,362	9.6%	10.9%	10.6%	9.0%
% of FP17s Relating to Free Repair or Replacements	12	3,362	0.4%	0.5%	0.5%	0.8%
% of FP17s Relating to Continuations	71	3,362	2.1%	0.7%	0.7%	0.9%
% of Patients satisfied with the dentistry they have received	0	0	N/A	90.9%	90.2%	93.2%
% of Patients satisfied with the time they had to wait for an appointment	0	0	N/A	82.1%	85.0%	88.3%

* This is based on patients treated on this contract for their most recent course of treatment. Figures in italics indicate the base number of FP17s or Patient Questionnaire responses are less than 100. N/A is shown where the base number of responses is less than 10 during the period. % is calculated as Quantity/Base number*100

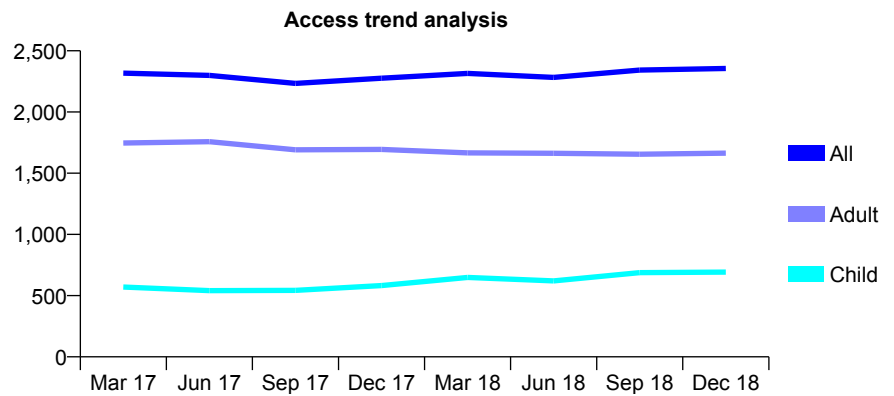
Q61 - Vital Signs At a Glance Contract Report for 126063/0001 - December 2018

Name or company name	Valentine Dental Practice Ltd
Contract type name	GDS Contract
Purpose of contract	General
Contract start date	01/07/2011
Contract end date	

18/19 Contracted general activity (UDA)	6,231
Carry forward general activity (UDA)	0
18/19 Contracted orthodontic activity (UOA)	0
Carry forward orthodontic activity (UOA)	0
Baseline contract value	£178,515.00

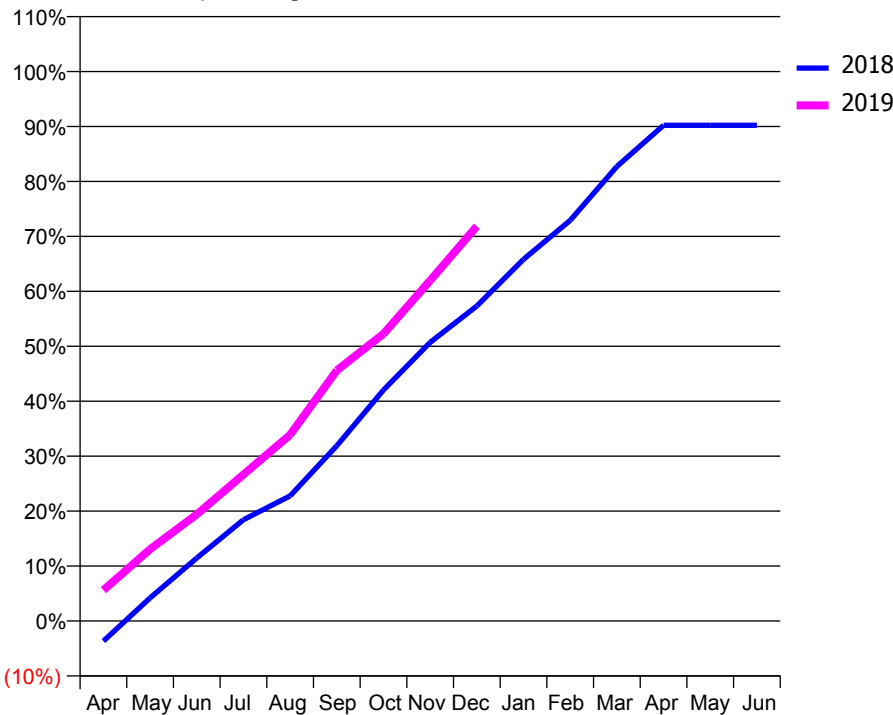
ACCESS*

Patients seen in 24 months	Total	Change since previous quarter
Quarter ending December 2017	2,276	
Quarter ending March 2018	2,315	→
Quarter ending June 2018	2,283	↓
Quarter ending September 2018	2,343	↑
Quarter ending December 2018	2,356	→
Variance since December 2017	3.5%	↑



ACTIVITY

Cumulative percentage of contracted UDA delivered 2018 & 2019



Month	Adjusted Scheduled Activity (UDA)	
	2018	2019
April	-229	350
May	262	814
June	715	1,210
July	1,148	1,661
August	1,419	2,112
September	1,987	2,842
October	2,620	3,256
November	3,159	3,860
December	3,572	4,477
January	4,101	
February	4,542	
March	5,154	
April	5,622	
May	5,622	
June	5,622	

QUALITY

	Quantity	Base Number	Contract	AT	Region	England
% of FP17s for the same patient ID Re-attending within 3 months - Children	26	564	4.6%	10.7%	11.8%	11.8%
% of FP17s for the same patient ID Re-attending within 3 months - Adults	206	1,401	14.7%	15.9%	16.7%	15.6%
% of FP17s for the same patient ID Re-attending between 3 & 9 months - Children	141	564	25.0%	44.8%	48.6%	58.8%
% of FP17s for the same patient ID Re-attending between 3 & 9 months - Adults	583	1,401	41.6%	37.0%	39.1%	51.0%
% of FP17s for Band 1 Urgent Courses	368	1,762	20.9%	10.9%	10.6%	9.0%
% of FP17s Relating to Free Repair or Replacements	25	1,762	1.4%	0.5%	0.5%	0.8%
% of FP17s Relating to Continuations	14	1,762	0.8%	0.7%	0.7%	0.9%
% of Patients satisfied with the dentistry they have received	3	3	N/A	90.9%	90.2%	93.2%
% of Patients satisfied with the time they had to wait for an appointment	3	3	N/A	82.1%	85.0%	88.3%

* This is based on patients treated on this contract for their most recent course of treatment. Figures in italics indicate the base number of FP17s or Patient Questionnaire responses are less than 100. N/A is shown where the base number of responses is less than 10 during the period. % is calculated as Quantity/Base number*100

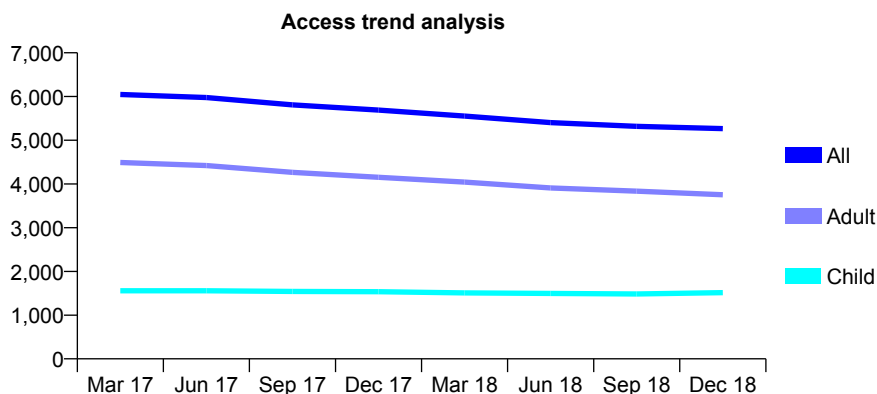
Q61 - Vital Signs At a Glance Contract Report for 126489/0001 - December 2018

Name or company name	Mr Mansour Ezzati
Contract type name	GDS Contract
Purpose of contract	General
Contract start date	01/01/2009
Contract end date	

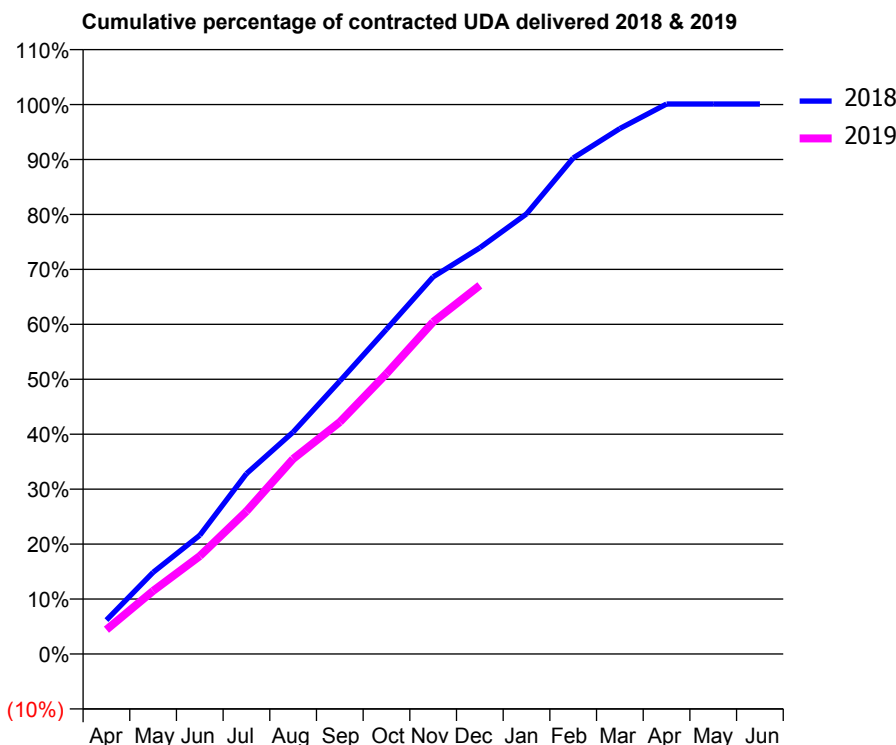
18/19 Contracted general activity (UDA)	18,134
Carry forward general activity (UDA)	-18
18/19 Contracted orthodontic activity (UOA)	0
Carry forward orthodontic activity (UOA)	0
Baseline contract value	£551,918.88

ACCESS*

Patients seen in 24 months	Total	Change since previous quarter
Quarter ending December 2017	5,691	
Quarter ending March 2018	5,553	↓
Quarter ending June 2018	5,403	↓
Quarter ending September 2018	5,318	↓
Quarter ending December 2018	5,266	→
Variance since December 2017	(7.5%)	↓



ACTIVITY



Month	Adjusted Scheduled Activity (UDA)	
	2018	2019
April	1,122	801
May	2,697	2,084
June	3,920	3,232
July	5,954	4,712
August	7,325	6,440
September	9,007	7,654
October	10,717	9,252
November	12,449	10,958
December	13,405	12,163
January	14,524	
February	16,368	
March	17,339	
April	18,152	
May	18,152	
June	18,152	

QUALITY

	Quantity	Base Number	Contract	AT	Region	England
% of FP17s for the same patient ID Re-attending within 3 months - Children	55	1,254	4.4%	10.7%	11.8%	11.8%
% of FP17s for the same patient ID Re-attending within 3 months - Adults	287	2,608	11.0%	15.9%	16.7%	15.6%
% of FP17s for the same patient ID Re-attending between 3 & 9 months - Children	511	1,254	40.7%	44.8%	48.6%	58.8%
% of FP17s for the same patient ID Re-attending between 3 & 9 months - Adults	779	2,608	29.9%	37.0%	39.1%	51.0%
% of FP17s for Band 1 Urgent Courses	382	3,608	10.6%	10.9%	10.6%	9.0%
% of FP17s Relating to Free Repair or Replacements	4	3,608	0.1%	0.5%	0.5%	0.8%
% of FP17s Relating to Continuations	7	3,608	0.2%	0.7%	0.7%	0.9%
% of Patients satisfied with the dentistry they have received	2	2	N/A	90.9%	90.2%	93.2%
% of Patients satisfied with the time they had to wait for an appointment	2	2	N/A	82.1%	85.0%	88.3%

* This is based on patients treated on this contract for their most recent course of treatment. Figures in italics indicate the base number of FP17s or Patient Questionnaire responses are less than 100. N/A is shown where the base number of responses is less than 10 during the period. % is calculated as Quantity/Base number*100

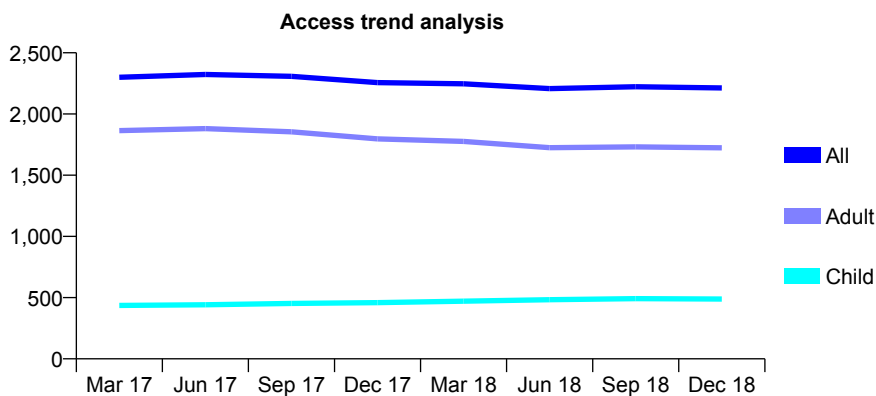
Q61 - Vital Signs At a Glance Contract Report for 127183/0001 - December 2018

Name or company name	NL Partners
Contract type name	GDS Contract
Purpose of contract	General
Contract start date	01/11/2014
Contract end date	

18/19 Contracted general activity (UDA)	7,359
Carry forward general activity (UDA)	0
18/19 Contracted orthodontic activity (UOA)	0
Carry forward orthodontic activity (UOA)	0
Baseline contract value	£230,274.59

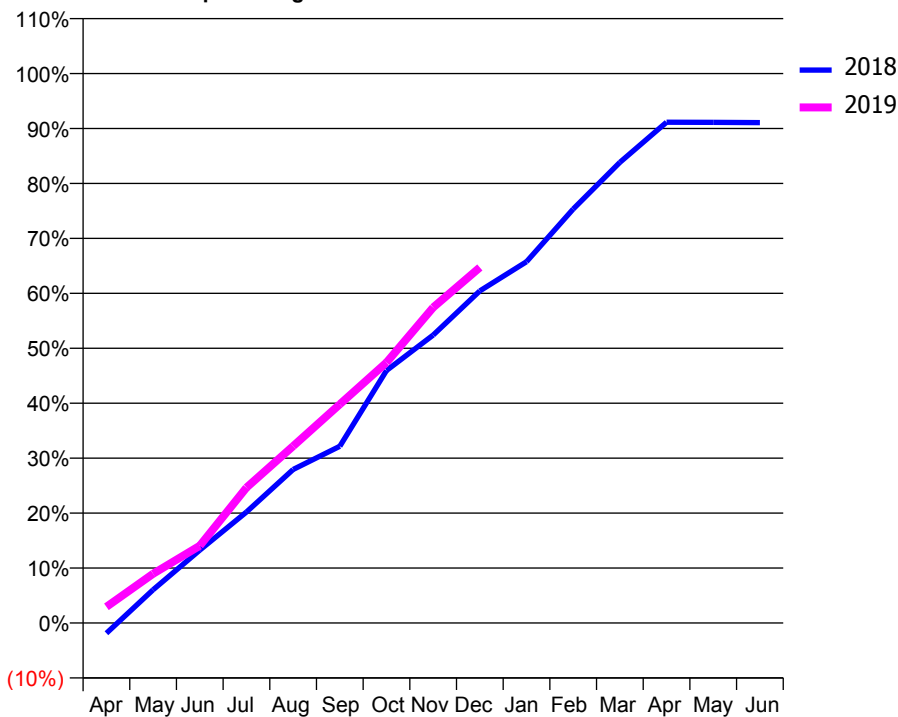
ACCESS*

Patients seen in 24 months	Total	Change since previous quarter
Quarter ending December 2017	2,256	
Quarter ending March 2018	2,247	→
Quarter ending June 2018	2,208	↓
Quarter ending September 2018	2,223	→
Quarter ending December 2018	2,213	→
Variance since December 2017	(1.9%)	↓



ACTIVITY

Cumulative percentage of contracted UDA delivered 2018 & 2019



Month	Adjusted Scheduled Activity (UDA)	
	2018	2019
April	-138	216
May	445	660
June	976	1,036
July	1,487	1,813
August	2,057	2,370
September	2,367	2,929
October	3,381	3,488
November	3,857	4,226
December	4,448	4,762
January	4,839	
February	5,544	
March	6,169	
April	6,707	
May	6,704	
June	6,701	

QUALITY

	Quantity	Base Number	Contract	AT	Region	England
% of FP17s for the same patient ID Re-attending within 3 months - Children	18	482	3.7%	10.7%	11.8%	11.8%
% of FP17s for the same patient ID Re-attending within 3 months - Adults	112	1,400	8.0%	15.9%	16.7%	15.6%
% of FP17s for the same patient ID Re-attending between 3 & 9 months - Children	252	482	52.3%	44.8%	48.6%	58.8%
% of FP17s for the same patient ID Re-attending between 3 & 9 months - Adults	635	1,400	45.4%	37.0%	39.1%	51.0%
% of FP17s for Band 1 Urgent Courses	23	1,750	1.3%	10.9%	10.6%	9.0%
% of FP17s Relating to Free Repair or Replacements	18	1,750	1.0%	0.5%	0.5%	0.8%
% of FP17s Relating to Continuations	17	1,750	1.0%	0.7%	0.7%	0.9%
% of Patients satisfied with the dentistry they have received	0	0	N/A	90.9%	90.2%	93.2%
% of Patients satisfied with the time they had to wait for an appointment	0	0	N/A	82.1%	85.0%	88.3%

* This is based on patients treated on this contract for their most recent course of treatment. Figures in italics indicate the base number of FP17s or Patient Questionnaire responses are less than 100. N/A is shown where the base number of responses is less than 10 during the period. % is calculated as Quantity/Base number*100

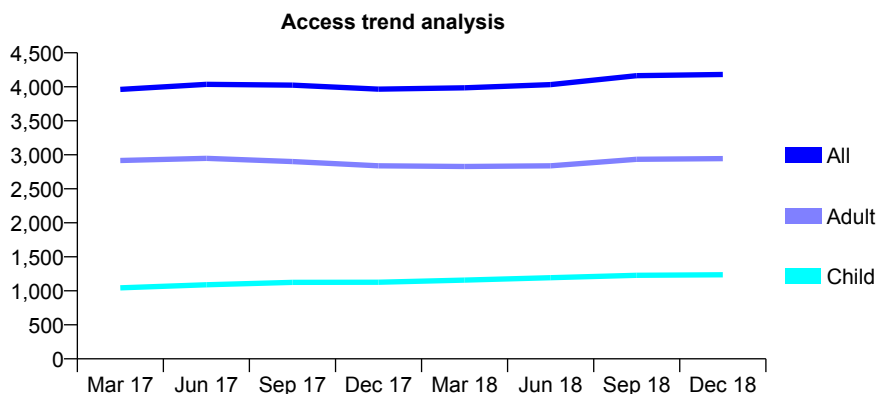
Q61 - Vital Signs At a Glance Contract Report for 127183/0002 - December 2018

Name or company name	NL Partners
Contract type name	GDS Contract
Purpose of contract	General
Contract start date	01/11/2014
Contract end date	

18/19 Contracted general activity (UDA)	10,565
Carry forward general activity (UDA)	-49
18/19 Contracted orthodontic activity (UOA)	0
Carry forward orthodontic activity (UOA)	0
Baseline contract value	£299,854.60

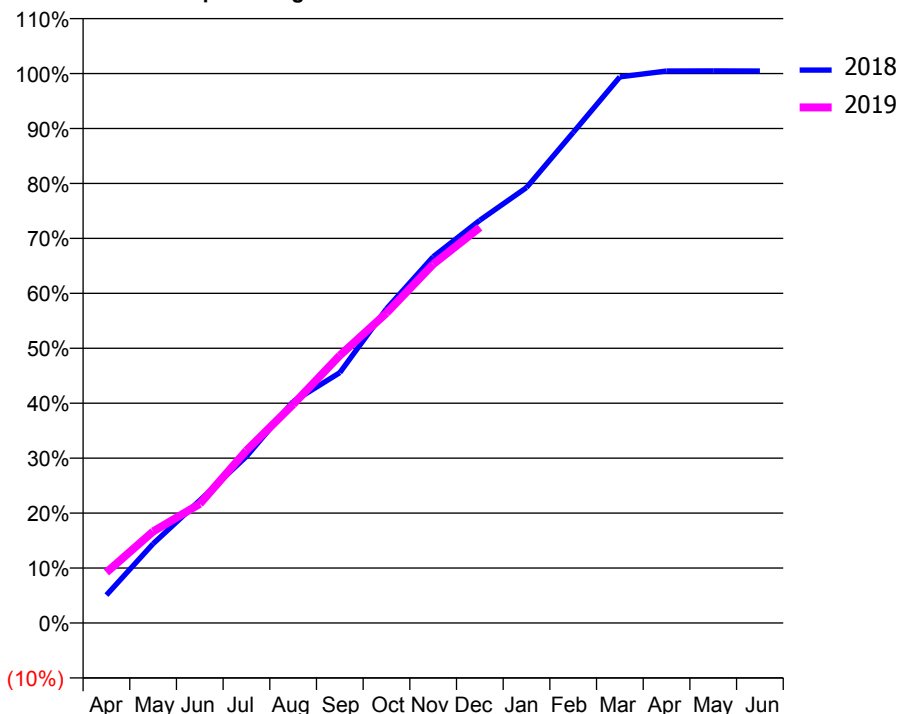
ACCESS*

Patients seen in 24 months	Total	Change since previous quarter
Quarter ending December 2017	3,966	
Quarter ending March 2018	3,986	→
Quarter ending June 2018	4,032	→
Quarter ending September 2018	4,164	↑
Quarter ending December 2018	4,182	→
Variance since December 2017	5.4%	↑



ACTIVITY

Cumulative percentage of contracted UDA delivered 2018 & 2019



Month	Adjusted Scheduled Activity (UDA)	
	2018	2019
April	537	973
May	1,525	1,760
June	2,358	2,291
July	3,204	3,315
August	4,257	4,203
September	4,814	5,143
October	6,043	5,961
November	7,041	6,898
December	7,745	7,604
January	8,372	
February	9,432	
March	10,501	
April	10,614	
May	10,615	
June	10,614	

QUALITY

	Quantity	Base Number	Contract	AT	Region	England
% of FP17s for the same patient ID Re-attending within 3 months - Children	82	1,185	6.9%	10.7%	11.8%	11.8%
% of FP17s for the same patient ID Re-attending within 3 months - Adults	245	2,322	10.6%	15.9%	16.7%	15.6%
% of FP17s for the same patient ID Re-attending between 3 & 9 months - Children	566	1,185	47.8%	44.8%	48.6%	58.8%
% of FP17s for the same patient ID Re-attending between 3 & 9 months - Adults	788	2,322	33.9%	37.0%	39.1%	51.0%
% of FP17s for Band 1 Urgent Courses	152	3,440	4.4%	10.9%	10.6%	9.0%
% of FP17s Relating to Free Repair or Replacements	10	3,440	0.3%	0.5%	0.5%	0.8%
% of FP17s Relating to Continuations	10	3,440	0.3%	0.7%	0.7%	0.9%
% of Patients satisfied with the dentistry they have received	0	1	N/A	90.9%	90.2%	93.2%
% of Patients satisfied with the time they had to wait for an appointment	1	1	N/A	82.1%	85.0%	88.3%

* This is based on patients treated on this contract for their most recent course of treatment. Figures in italics indicate the base number of FP17s or Patient Questionnaire responses are less than 100. N/A is shown where the base number of responses is less than 10 during the period. % is calculated as Quantity/Base number*100

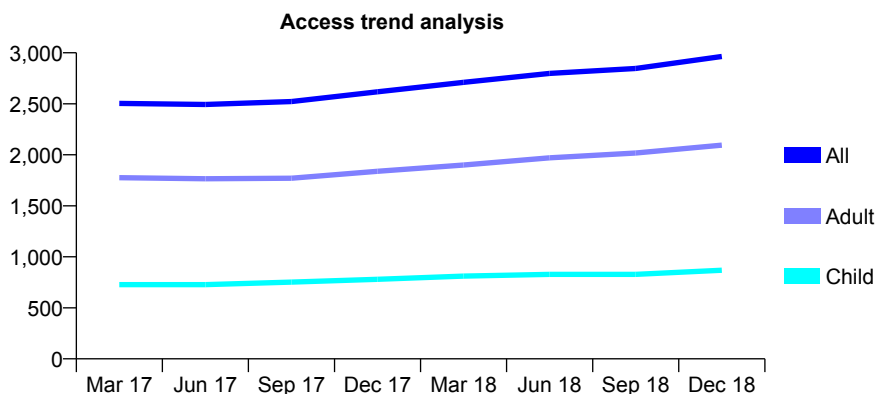
Q61 - Vital Signs At a Glance Contract Report for 127256/0001 - December 2018

Name or company name	Hainualt Gentle Dental Care Ltd
Contract type name	GDS Contract
Purpose of contract	General
Contract start date	01/05/2011
Contract end date	

18/19 Contracted general activity (UDA)	6,575
Carry forward general activity (UDA)	48
18/19 Contracted orthodontic activity (UOA)	0
Carry forward orthodontic activity (UOA)	0
Baseline contract value	£177,053.17

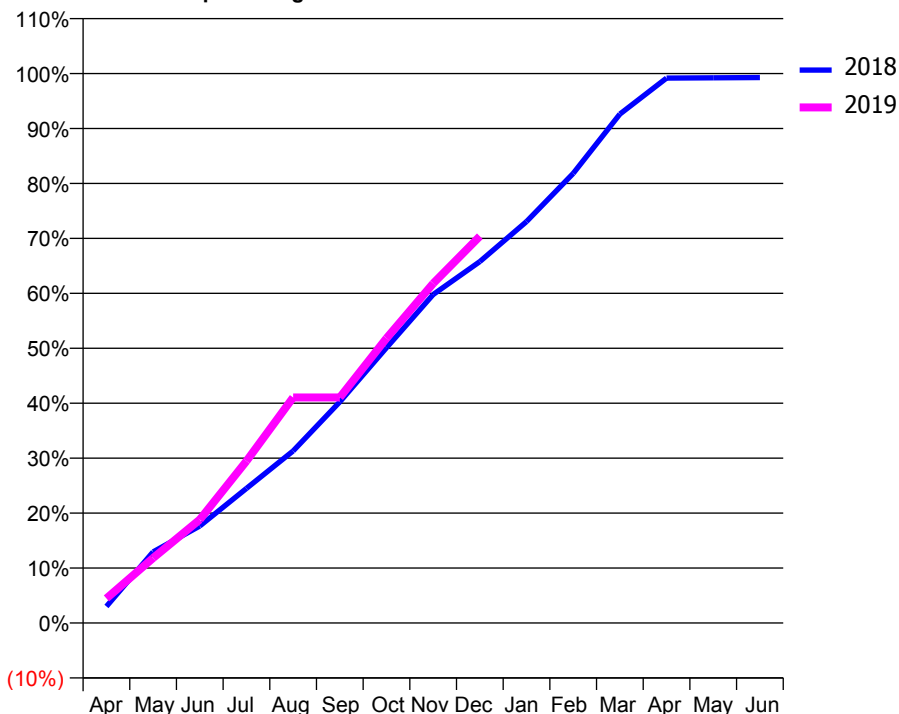
ACCESS*

Patients seen in 24 months	Total	Change since previous quarter
Quarter ending December 2017	2,618	
Quarter ending March 2018	2,711	↑
Quarter ending June 2018	2,798	↑
Quarter ending September 2018	2,846	→
Quarter ending December 2018	2,964	↑
Variance since December 2017	13.2%	↑



ACTIVITY

Cumulative percentage of contracted UDA delivered 2018 & 2019



Month	Adjusted Scheduled Activity (UDA)	
	2018	2019
April	199	294
May	852	777
June	1,161	1,237
July	1,611	1,938
August	2,059	2,699
September	2,647	2,699
October	3,294	3,408
November	3,931	4,062
December	4,324	4,628
January	4,803	
February	5,380	
March	6,089	
April	6,521	
May	6,524	
June	6,527	

QUALITY

	Quantity	Base Number	Contract	AT	Region	England
% of FP17s for the same patient ID Re-attending within 3 months - Children	46	646	7.1%	10.7%	11.8%	11.8%
% of FP17s for the same patient ID Re-attending within 3 months - Adults	150	1,408	10.7%	15.9%	16.7%	15.6%
% of FP17s for the same patient ID Re-attending between 3 & 9 months - Children	162	646	25.1%	44.8%	48.6%	58.8%
% of FP17s for the same patient ID Re-attending between 3 & 9 months - Adults	286	1,408	20.3%	37.0%	39.1%	51.0%
% of FP17s for Band 1 Urgent Courses	145	1,489	9.7%	10.9%	10.6%	9.0%
% of FP17s Relating to Free Repair or Replacements	20	1,489	1.3%	0.5%	0.5%	0.8%
% of FP17s Relating to Continuations	17	1,489	1.1%	0.7%	0.7%	0.9%
% of Patients satisfied with the dentistry they have received	1	1	N/A	90.9%	90.2%	93.2%
% of Patients satisfied with the time they had to wait for an appointment	1	1	N/A	82.1%	85.0%	88.3%

* This is based on patients treated on this contract for their most recent course of treatment. Figures in italics indicate the base number of FP17s or Patient Questionnaire responses are less than 100. N/A is shown where the base number of responses is less than 10 during the period. % is calculated as Quantity/Base number*100

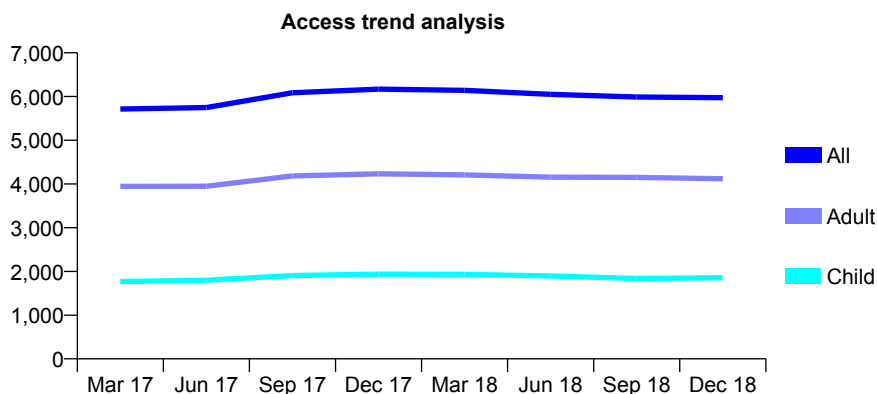
Q61 - Vital Signs At a Glance Contract Report for 127280/0001 - December 2018

Name or company name	S Cowley, R Ingham and J Angelo
Contract type name	GDS Contract
Purpose of contract	General
Contract start date	01/05/2011
Contract end date	

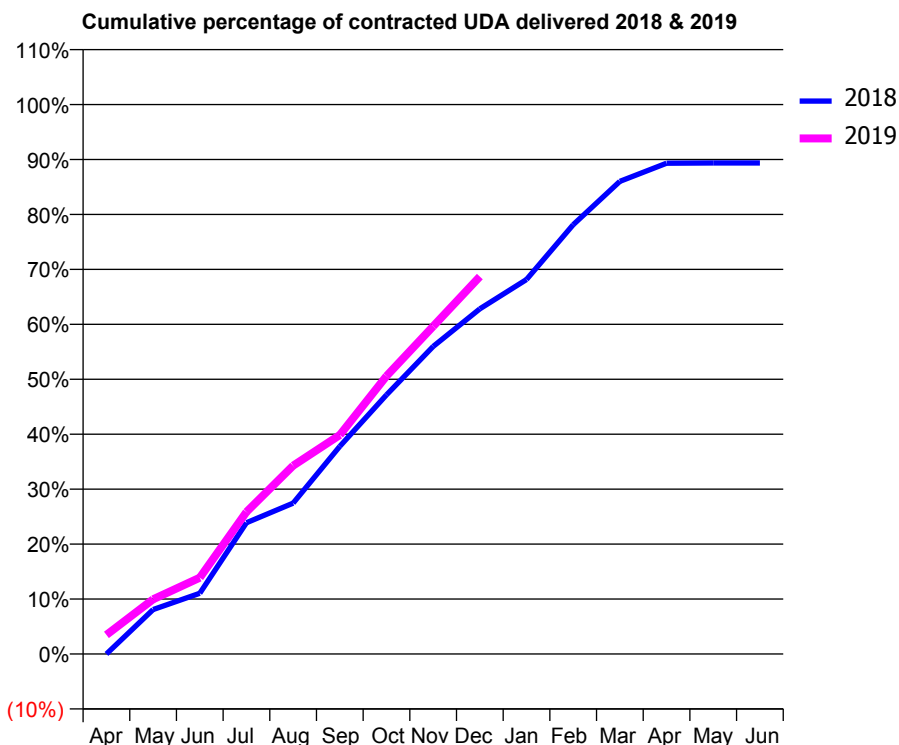
18/19 Contracted general activity (UDA)	23,003
Carry forward general activity (UDA)	0
18/19 Contracted orthodontic activity (UOA)	0
Carry forward orthodontic activity (UOA)	0
Baseline contract value	£683,380.03

ACCESS*

Patients seen in 24 months	Total	Change since previous quarter
Quarter ending December 2017	6,170	
Quarter ending March 2018	6,140	→
Quarter ending June 2018	6,050	↓
Quarter ending September 2018	5,989	↓
Quarter ending December 2018	5,974	→
Variance since December 2017	(3.2%)	↓



ACTIVITY



Month	Adjusted Scheduled Activity (UDA)	
	2018	2019
April	-4	800
May	1,861	2,291
June	2,541	3,193
July	5,494	5,949
August	6,314	7,884
September	8,696	9,168
October	10,847	11,634
November	12,877	13,719
December	14,448	15,803
January	15,678	
February	17,969	
March	19,785	
April	20,546	
May	20,556	
June	20,557	

QUALITY

	Quantity	Base Number	Contract	AT	Region	England
% of FP17s for the same patient ID Re-attending within 3 months - Children	114	1,254	9.1%	10.7%	11.8%	11.8%
% of FP17s for the same patient ID Re-attending within 3 months - Adults	711	3,108	22.9%	15.9%	16.7%	15.6%
% of FP17s for the same patient ID Re-attending between 3 & 9 months - Children	338	1,254	27.0%	44.8%	48.6%	58.8%
% of FP17s for the same patient ID Re-attending between 3 & 9 months - Adults	747	3,108	24.0%	37.0%	39.1%	51.0%
% of FP17s for Band 1 Urgent Courses	814	4,146	19.6%	10.9%	10.6%	9.0%
% of FP17s Relating to Free Repair or Replacements	12	4,146	0.3%	0.5%	0.5%	0.8%
% of FP17s Relating to Continuations	120	4,146	2.9%	0.7%	0.7%	0.9%
% of Patients satisfied with the dentistry they have received	0	1	N/A	90.9%	90.2%	93.2%
% of Patients satisfied with the time they had to wait for an appointment	0	1	N/A	82.1%	85.0%	88.3%

* This is based on patients treated on this contract for their most recent course of treatment. Figures in italics indicate the base number of FP17s or Patient Questionnaire responses are less than 100. N/A is shown where the base number of responses is less than 10 during the period. % is calculated as Quantity/Base number*100

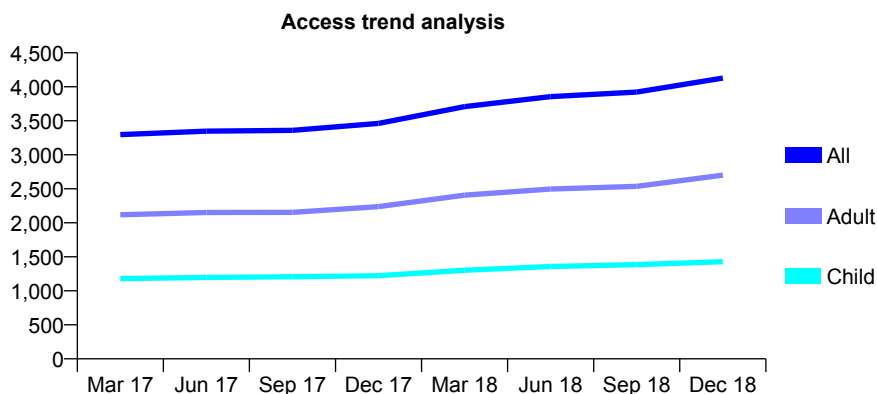
Q61 - Vital Signs At a Glance Contract Report for 127833/0001 - December 2018

Name or company name	Oris Dental Centre
Contract type name	GDS Contract
Purpose of contract	General
Contract start date	01/12/2008
Contract end date	

18/19 Contracted general activity (UDA)	10,757
Carry forward general activity (UDA)	-59
18/19 Contracted orthodontic activity (UOA)	0
Carry forward orthodontic activity (UOA)	0
Baseline contract value	£275,739.29

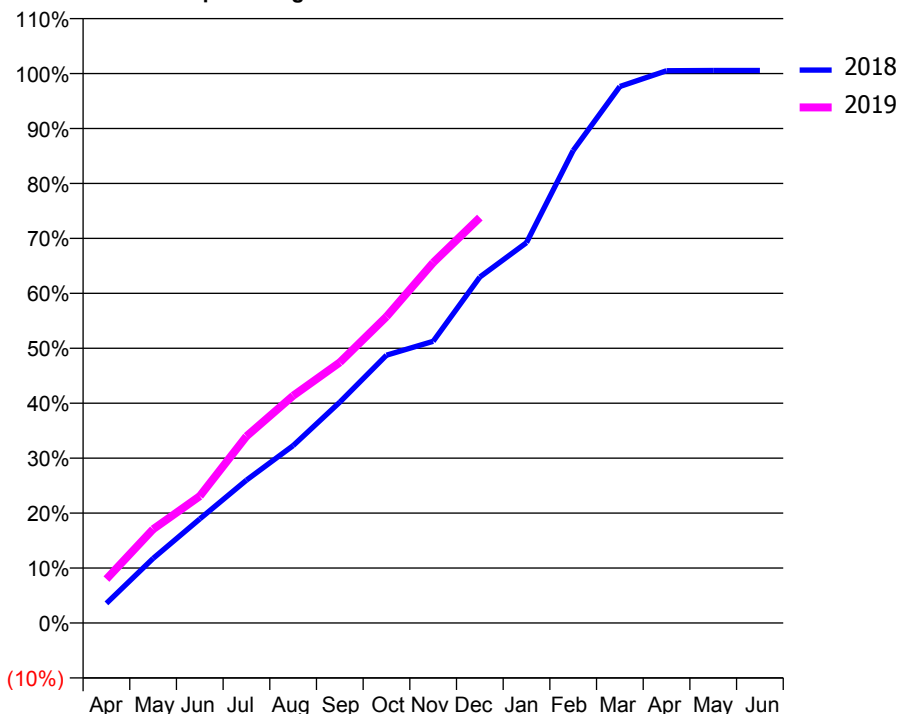
ACCESS*

Patients seen in 24 months	Total	Change since previous quarter
Quarter ending December 2017	3,461	
Quarter ending March 2018	3,709	↑
Quarter ending June 2018	3,855	↑
Quarter ending September 2018	3,922	→
Quarter ending December 2018	4,129	↑
Variance since December 2017	19.3%	↑



ACTIVITY

Cumulative percentage of contracted UDA delivered 2018 & 2019



Month	Adjusted Scheduled Activity (UDA)	
	2018	2019
April	384	861
May	1,265	1,836
June	2,036	2,485
July	2,797	3,655
August	3,474	4,450
September	4,324	5,101
October	5,244	5,998
November	5,515	7,055
December	6,772	7,937
January	7,445	
February	9,251	
March	10,504	
April	10,811	
May	10,816	
June	10,816	

QUALITY

	Quantity	Base Number	Contract	AT	Region	England
% of FP17s for the same patient ID Re-attending within 3 months - Children	113	1,500	7.5%	10.7%	11.8%	11.8%
% of FP17s for the same patient ID Re-attending within 3 months - Adults	341	2,396	14.2%	15.9%	16.7%	15.6%
% of FP17s for the same patient ID Re-attending between 3 & 9 months - Children	775	1,500	51.7%	44.8%	48.6%	58.8%
% of FP17s for the same patient ID Re-attending between 3 & 9 months - Adults	842	2,396	35.1%	37.0%	39.1%	51.0%
% of FP17s for Band 1 Urgent Courses	414	3,452	12.0%	10.9%	10.6%	9.0%
% of FP17s Relating to Free Repair or Replacements	21	3,452	0.6%	0.5%	0.5%	0.8%
% of FP17s Relating to Continuations	0	3,452	0.0%	0.7%	0.7%	0.9%
% of Patients satisfied with the dentistry they have received	0	0	N/A	90.9%	90.2%	93.2%
% of Patients satisfied with the time they had to wait for an appointment	0	0	N/A	82.1%	85.0%	88.3%

* This is based on patients treated on this contract for their most recent course of treatment. Figures in italics indicate the base number of FP17s or Patient Questionnaire responses are less than 100. N/A is shown where the base number of responses is less than 10 during the period. % is calculated as Quantity/Base number*100

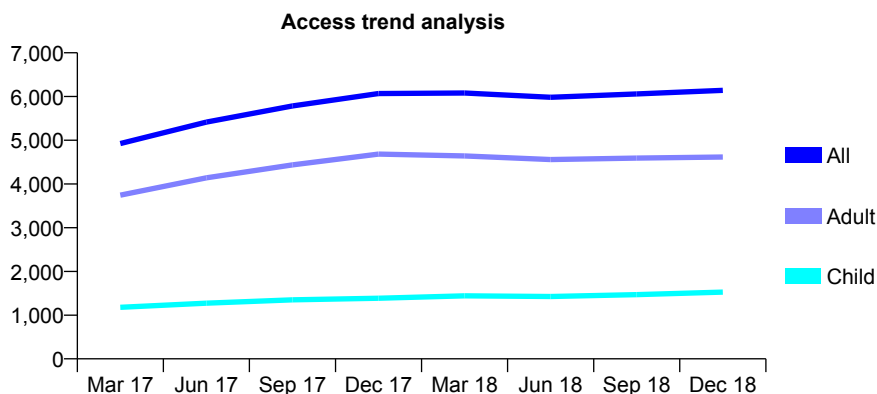
Q61 - Vital Signs At a Glance Contract Report for 127965/0001 - December 2018

Name or company name	Manor House DS
Contract type name	GDS Contract
Purpose of contract	General
Contract start date	01/12/2015
Contract end date	

18/19 Contracted general activity (UDA)	17,735
Carry forward general activity (UDA)	-116
18/19 Contracted orthodontic activity (UOA)	0
Carry forward orthodontic activity (UOA)	0
Baseline contract value	£631,684.76

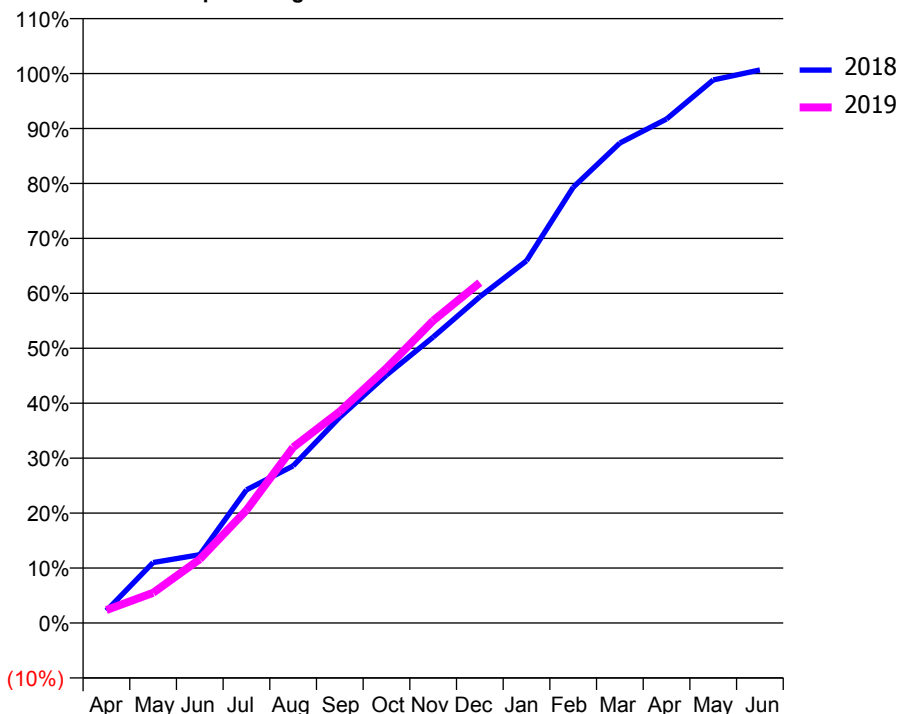
ACCESS*

Patients seen in 24 months	Total	Change since previous quarter
Quarter ending December 2017	6,068	
Quarter ending March 2018	6,080	→
Quarter ending June 2018	5,982	↓
Quarter ending September 2018	6,059	→
Quarter ending December 2018	6,142	→
Variance since December 2017	1.2%	→



ACTIVITY

Cumulative percentage of contracted UDA delivered 2018 & 2019



Month	Adjusted Scheduled Activity (UDA)	
	2018	2019
April	399	419
May	1,950	975
June	2,206	2,058
July	4,295	3,642
August	5,071	5,672
September	6,642	6,830
October	8,004	8,226
November	9,229	9,759
December	10,530	10,984
January	11,691	
February	14,063	
March	15,491	
April	16,268	
May	17,525	
June	17,851	

QUALITY

	Quantity	Base Number	Contract	AT	Region	England
% of FP17s for the same patient ID Re-attending within 3 months - Children	19	1,218	1.6%	10.7%	11.8%	11.8%
% of FP17s for the same patient ID Re-attending within 3 months - Adults	79	2,875	2.7%	15.9%	16.7%	15.6%
% of FP17s for the same patient ID Re-attending between 3 & 9 months - Children	304	1,218	25.0%	44.8%	48.6%	58.8%
% of FP17s for the same patient ID Re-attending between 3 & 9 months - Adults	734	2,875	25.5%	37.0%	39.1%	51.0%
% of FP17s for Band 1 Urgent Courses	87	3,484	2.5%	10.9%	10.6%	9.0%
% of FP17s Relating to Free Repair or Replacements	9	3,484	0.3%	0.5%	0.5%	0.8%
% of FP17s Relating to Continuations	14	3,484	0.4%	0.7%	0.7%	0.9%
% of Patients satisfied with the dentistry they have received	0	0	N/A	90.9%	90.2%	93.2%
% of Patients satisfied with the time they had to wait for an appointment	0	0	N/A	82.1%	85.0%	88.3%

* This is based on patients treated on this contract for their most recent course of treatment. Figures in italics indicate the base number of FP17s or Patient Questionnaire responses are less than 100. N/A is shown where the base number of responses is less than 10 during the period. % is calculated as Quantity/Base number*100

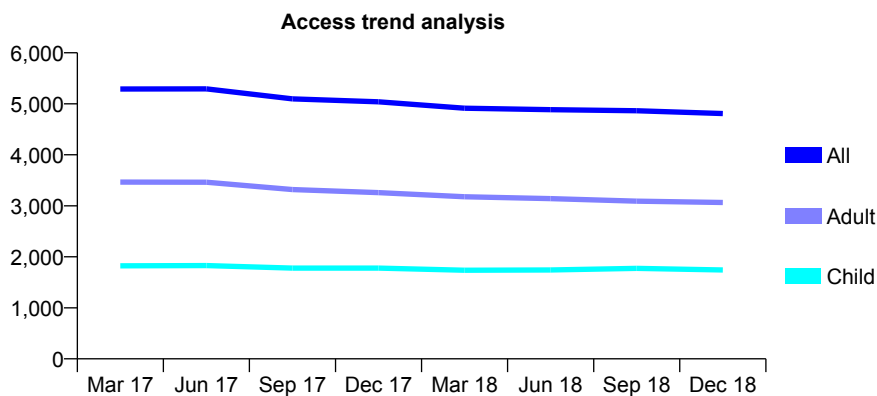
Q61 - Vital Signs At a Glance Contract Report for 128163/0006 - December 2018

Name or company name	Aspire Dental Care Limited
Contract type name	GDS Contract
Purpose of contract	General
Contract start date	11/12/2012
Contract end date	

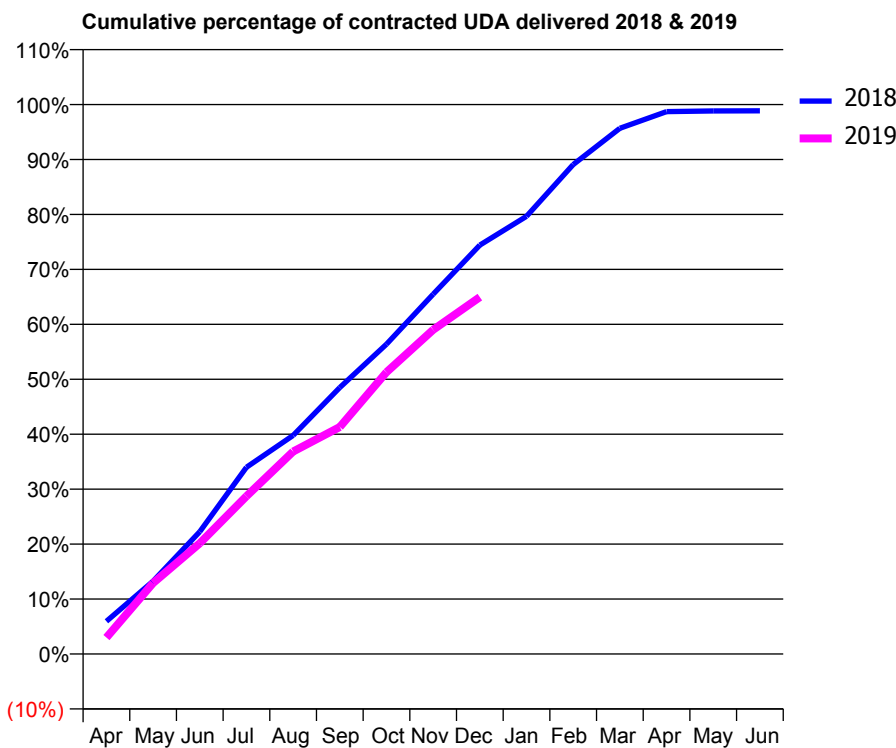
18/19 Contracted general activity (UDA)	13,436
Carry forward general activity (UDA)	155
18/19 Contracted orthodontic activity (UOA)	0
Carry forward orthodontic activity (UOA)	0
Baseline contract value	£328,159.69

ACCESS*

Patients seen in 24 months	Total	Change since previous quarter
Quarter ending December 2017	5,038	
Quarter ending March 2018	4,913	↓
Quarter ending June 2018	4,884	→
Quarter ending September 2018	4,865	→
Quarter ending December 2018	4,808	↓
Variance since December 2017	(4.6%)	↓



ACTIVITY



Adjusted Scheduled Activity (UDA)		
Month	2018	2019
April	801	401
May	1,781	1,735
June	2,991	2,709
July	4,568	3,859
August	5,344	4,952
September	6,518	5,552
October	7,577	6,891
November	8,797	7,927
December	9,999	8,726
January	10,703	
February	11,969	
March	12,856	
April	13,262	
May	13,279	
June	13,281	

QUALITY

	Quantity	Base Number	Contract	AT	Region	England
% of FP17s for the same patient ID Re-attending within 3 months - Children	156	1,738	9.0%	10.7%	11.8%	11.8%
% of FP17s for the same patient ID Re-attending within 3 months - Adults	385	2,642	14.6%	15.9%	16.7%	15.6%
% of FP17s for the same patient ID Re-attending between 3 & 9 months - Children	896	1,738	51.6%	44.8%	48.6%	58.8%
% of FP17s for the same patient ID Re-attending between 3 & 9 months - Adults	968	2,642	36.6%	37.0%	39.1%	51.0%
% of FP17s for Band 1 Urgent Courses	751	4,189	17.9%	10.9%	10.6%	9.0%
% of FP17s Relating to Free Repair or Replacements	33	4,189	0.8%	0.5%	0.5%	0.8%
% of FP17s Relating to Continuations	8	4,189	0.2%	0.7%	0.7%	0.9%
% of Patients satisfied with the dentistry they have received	0	0	N/A	90.9%	90.2%	93.2%
% of Patients satisfied with the time they had to wait for an appointment	0	0	N/A	82.1%	85.0%	88.3%

* This is based on patients treated on this contract for their most recent course of treatment. Figures in italics indicate the base number of FP17s or Patient Questionnaire responses are less than 100. N/A is shown where the base number of responses is less than 10 during the period. % is calculated as Quantity/Base number*100

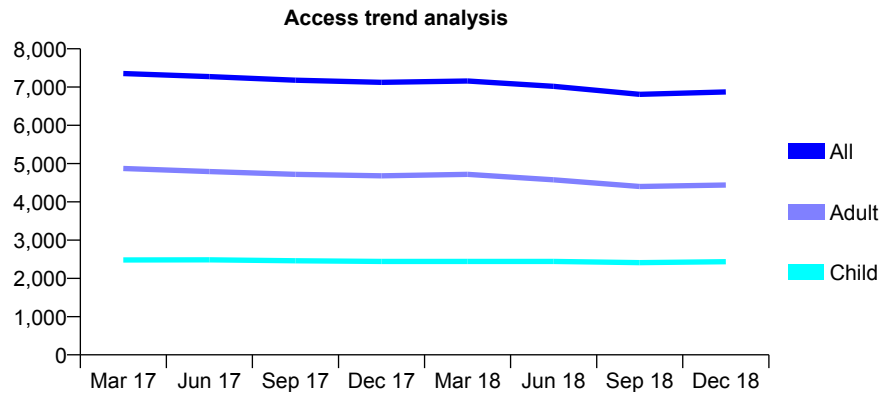
Q61 - Vital Signs At a Glance Contract Report for 128422/0001 - December 2018

Name or company name	MR JL VARA DR NJ VARA DR RJ VARA
Contract type name	GDS Contract
Purpose of contract	General
Contract start date	01/04/2013
Contract end date	

18/19 Contracted general activity (UDA)	20,521
Carry forward general activity (UDA)	-312
18/19 Contracted orthodontic activity (UOA)	0
Carry forward orthodontic activity (UOA)	0
Baseline contract value	£586,685.71

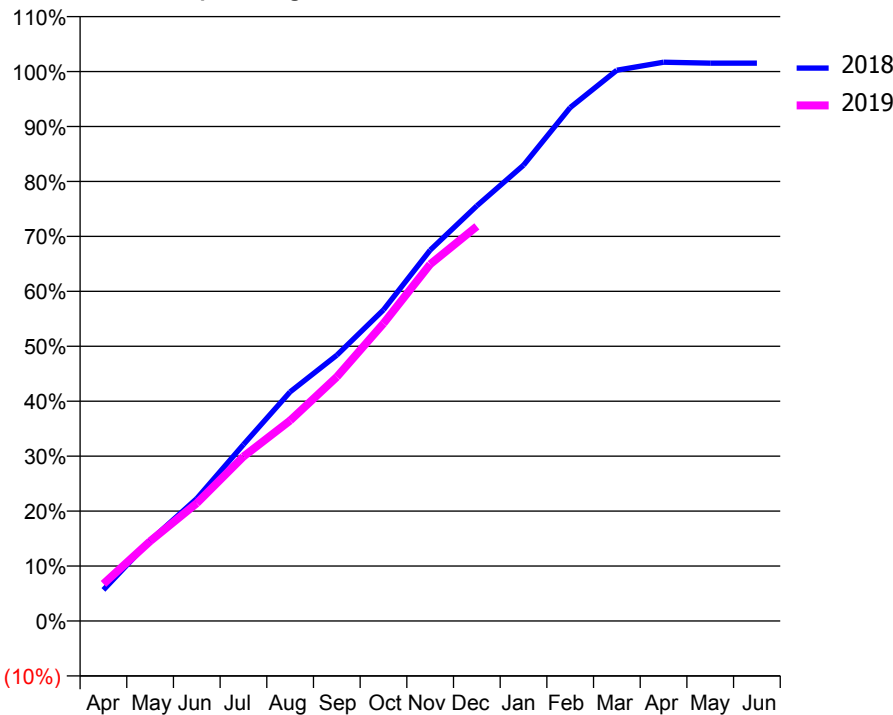
ACCESS*

Patients seen in 24 months	Total	Change since previous quarter
Quarter ending December 2017	7,122	
Quarter ending March 2018	7,159	→
Quarter ending June 2018	7,019	↓
Quarter ending September 2018	6,811	↓
Quarter ending December 2018	6,874	→
Variance since December 2017	(3.5%)	↓



ACTIVITY

Cumulative percentage of contracted UDA delivered 2018 & 2019



Month	Adjusted Scheduled Activity (UDA)	
	2018	2019
April	1,161	1,387
May	3,004	2,978
June	4,576	4,401
July	6,592	6,141
August	8,559	7,487
September	9,927	9,117
October	11,620	11,112
November	13,851	13,326
December	15,506	14,736
January	17,022	
February	19,177	
March	20,570	
April	20,869	
May	20,832	
June	20,833	

QUALITY

	Quantity	Base Number	Contract	AT	Region	England
% of FP17s for the same patient ID Re-attending within 3 months - Children	92	2,047	4.5%	10.7%	11.8%	11.8%
% of FP17s for the same patient ID Re-attending within 3 months - Adults	228	2,942	7.7%	15.9%	16.7%	15.6%
% of FP17s for the same patient ID Re-attending between 3 & 9 months - Children	744	2,047	36.3%	44.8%	48.6%	58.8%
% of FP17s for the same patient ID Re-attending between 3 & 9 months - Adults	919	2,942	31.2%	37.0%	39.1%	51.0%
% of FP17s for Band 1 Urgent Courses	314	4,896	6.4%	10.9%	10.6%	9.0%
% of FP17s Relating to Free Repair or Replacements	23	4,896	0.5%	0.5%	0.5%	0.8%
% of FP17s Relating to Continuations	17	4,896	0.3%	0.7%	0.7%	0.9%
% of Patients satisfied with the dentistry they have received	0	0	N/A	90.9%	90.2%	93.2%
% of Patients satisfied with the time they had to wait for an appointment	0	0	N/A	82.1%	85.0%	88.3%

* This is based on patients treated on this contract for their most recent course of treatment. Figures in italics indicate the base number of FP17s or Patient Questionnaire responses are less than 100. N/A is shown where the base number of responses is less than 10 during the period. % is calculated as Quantity/Base number*100

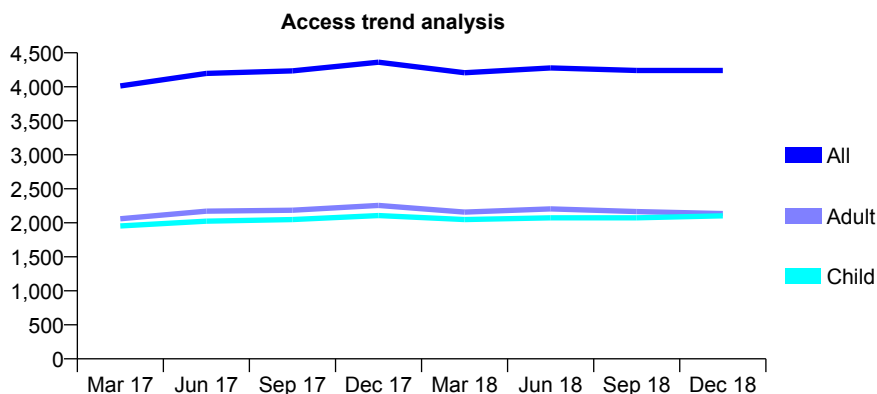
Q61 - Vital Signs At a Glance Contract Report for 128473/0001 - December 2018

Name or company name	The Anna House Partnership
Contract type name	GDS Contract
Purpose of contract	General
Contract start date	01/05/2015
Contract end date	

18/19 Contracted general activity (UDA)	17,027
Carry forward general activity (UDA)	-341
18/19 Contracted orthodontic activity (UOA)	0
Carry forward orthodontic activity (UOA)	0
Baseline contract value	£535,702.27

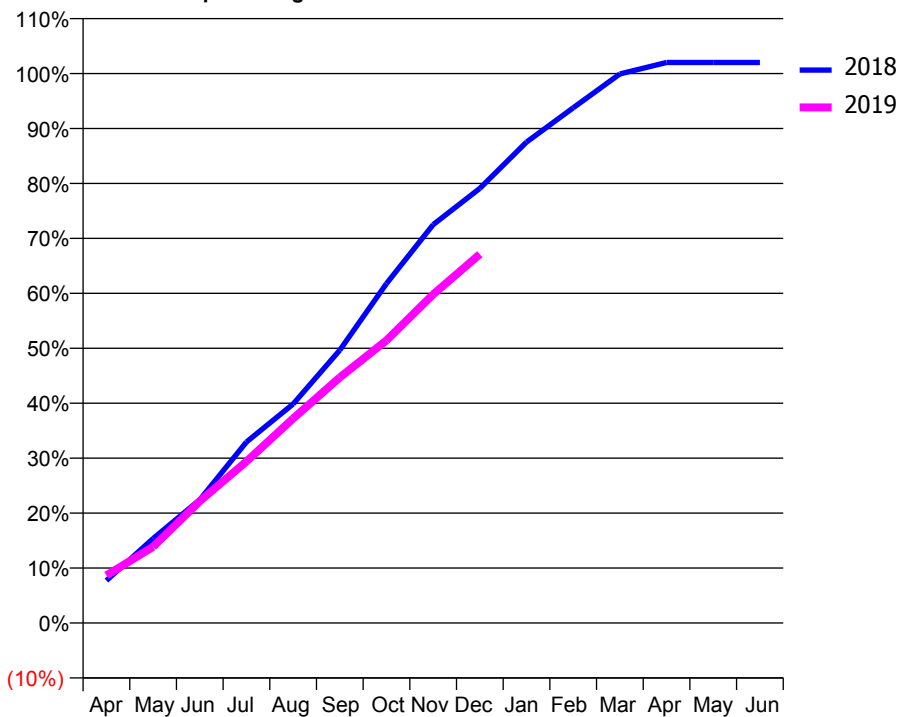
ACCESS*

Patients seen in 24 months	Total	Change since previous quarter
Quarter ending December 2017	4,362	
Quarter ending March 2018	4,206	↓
Quarter ending June 2018	4,277	→
Quarter ending September 2018	4,240	→
Quarter ending December 2018	4,240	→
Variance since December 2017	(2.8%)	↓



ACTIVITY

Cumulative percentage of contracted UDA delivered 2018 & 2019



Month	Adjusted Scheduled Activity (UDA)	
	2018	2019
April	1,317	1,478
May	2,617	2,360
June	3,821	3,775
July	5,609	5,006
August	6,786	6,338
September	8,456	7,608
October	10,520	8,756
November	12,344	10,184
December	13,468	11,426
January	14,904	
February	15,965	
March	17,012	
April	17,369	
May	17,369	
June	17,368	

QUALITY

	Quantity	Base Number	Contract	AT	Region	England
% of FP17s for the same patient ID Re-attending within 3 months - Children	127	2,079	6.1%	10.7%	11.8%	11.8%
% of FP17s for the same patient ID Re-attending within 3 months - Adults	265	1,867	14.2%	15.9%	16.7%	15.6%
% of FP17s for the same patient ID Re-attending between 3 & 9 months - Children	1,190	2,079	57.2%	44.8%	48.6%	58.8%
% of FP17s for the same patient ID Re-attending between 3 & 9 months - Adults	920	1,867	49.3%	37.0%	39.1%	51.0%
% of FP17s for Band 1 Urgent Courses	245	3,807	6.4%	10.9%	10.6%	9.0%
% of FP17s Relating to Free Repair or Replacements	0	3,807	0.0%	0.5%	0.5%	0.8%
% of FP17s Relating to Continuations	15	3,807	0.4%	0.7%	0.7%	0.9%
% of Patients satisfied with the dentistry they have received	2	2	N/A	90.9%	90.2%	93.2%
% of Patients satisfied with the time they had to wait for an appointment	2	2	N/A	82.1%	85.0%	88.3%

* This is based on patients treated on this contract for their most recent course of treatment. Figures in italics indicate the base number of FP17s or Patient Questionnaire responses are less than 100. N/A is shown where the base number of responses is less than 10 during the period. % is calculated as Quantity/Base number*100

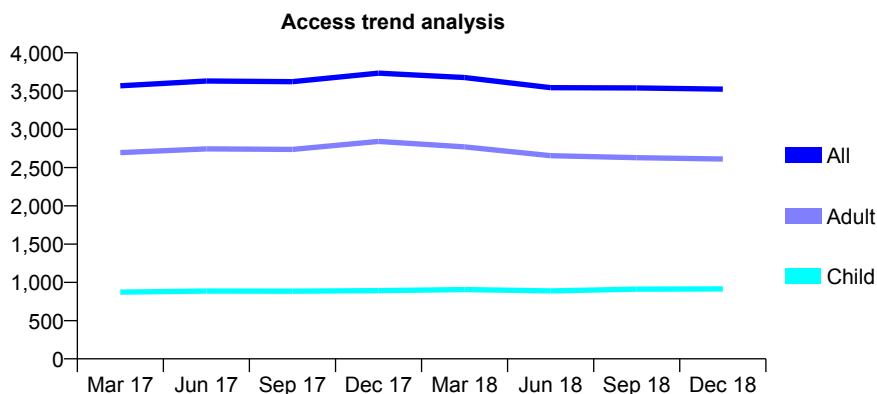
Q61 - Vital Signs At a Glance Contract Report for 129453/0001 - December 2018

Name or company name	Dr Margarita Vochaiti & Dr Aris Psathopoulk
Contract type name	GDS Contract
Purpose of contract	General
Contract start date	01/12/2012
Contract end date	

18/19 Contracted general activity (UDA)	7,242
Carry forward general activity (UDA)	-29
18/19 Contracted orthodontic activity (UOA)	0
Carry forward orthodontic activity (UOA)	0
Baseline contract value	£211,559.93

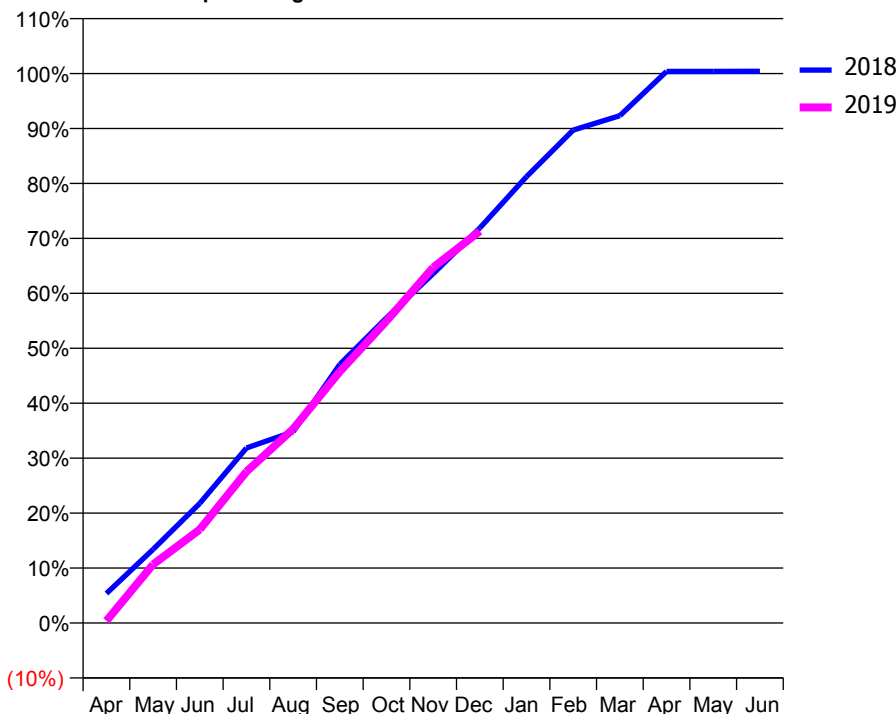
ACCESS*

Patients seen in 24 months	Total	Change since previous quarter
Quarter ending December 2017	3,734	
Quarter ending March 2018	3,677	↓
Quarter ending June 2018	3,544	↓
Quarter ending September 2018	3,540	→
Quarter ending December 2018	3,525	→
Variance since December 2017	(5.6%)	↓



ACTIVITY

Cumulative percentage of contracted UDA delivered 2018 & 2019



Month	Adjusted Scheduled Activity (UDA)	
	2018	2019
April	390	29
May	970	773
June	1,577	1,233
July	2,306	1,995
August	2,521	2,558
September	3,408	3,313
October	4,021	3,980
November	4,603	4,687
December	5,207	5,164
January	5,883	
February	6,496	
March	6,686	
April	7,269	
May	7,270	
June	7,271	

QUALITY

	Quantity	Base Number	Contract	AT	Region	England
% of FP17s for the same patient ID Re-attending within 3 months - Children	56	741	7.6%	10.7%	11.8%	11.8%
% of FP17s for the same patient ID Re-attending within 3 months - Adults	289	1,857	15.6%	15.9%	16.7%	15.6%
% of FP17s for the same patient ID Re-attending between 3 & 9 months - Children	244	741	32.9%	44.8%	48.6%	58.8%
% of FP17s for the same patient ID Re-attending between 3 & 9 months - Adults	449	1,857	24.2%	37.0%	39.1%	51.0%
% of FP17s for Band 1 Urgent Courses	234	2,357	9.9%	10.9%	10.6%	9.0%
% of FP17s Relating to Free Repair or Replacements	10	2,357	0.4%	0.5%	0.5%	0.8%
% of FP17s Relating to Continuations	20	2,357	0.8%	0.7%	0.7%	0.9%
% of Patients satisfied with the dentistry they have received	0	0	N/A	90.9%	90.2%	93.2%
% of Patients satisfied with the time they had to wait for an appointment	0	0	N/A	82.1%	85.0%	88.3%

* This is based on patients treated on this contract for their most recent course of treatment. Figures in italics indicate the base number of FP17s or Patient Questionnaire responses are less than 100. N/A is shown where the base number of responses is less than 10 during the period. % is calculated as Quantity/Base number*100

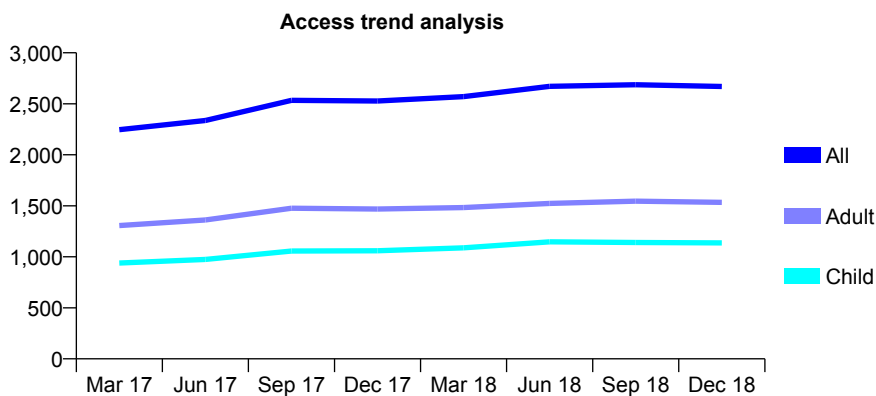
Q61 - Vital Signs At a Glance Contract Report for 129526/0001 - December 2018

Name or company name	S Emami and A P Sattarzadeh
Contract type name	GDS Contract
Purpose of contract	General
Contract start date	01/04/2014
Contract end date	

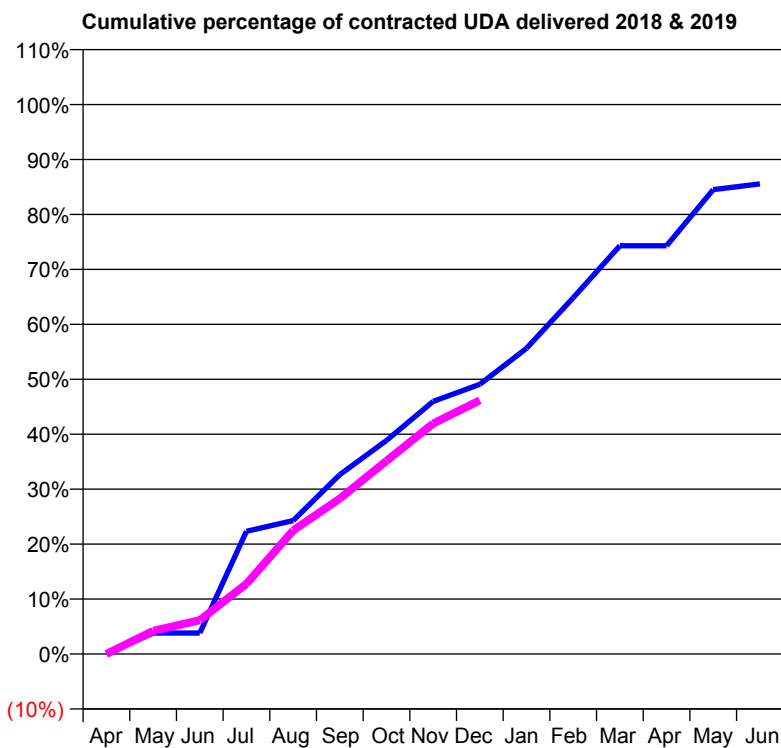
18/19 Contracted general activity (UDA)	7,074
Carry forward general activity (UDA)	0
18/19 Contracted orthodontic activity (UOA)	0
Carry forward orthodontic activity (UOA)	0
Baseline contract value	£260,244.47

ACCESS*

Patients seen in 24 months	Total	Change since previous quarter
Quarter ending December 2017	2,528	
Quarter ending March 2018	2,571	→
Quarter ending June 2018	2,671	↑
Quarter ending September 2018	2,687	→
Quarter ending December 2018	2,670	→
Variance since December 2017	5.6%	↑



ACTIVITY



Month	Adjusted Scheduled Activity (UDA)	
	2018	2019
April	0	0
May	271	298
June	271	435
July	1,581	904
August	1,717	1,591
September	2,310	2,001
October	2,749	2,487
November	3,253	2,968
December	3,472	3,266
January	3,935	
February	4,585	
March	5,255	
April	5,255	
May	5,978	
June	6,053	

QUALITY

	Quantity	Base Number	Contract	AT	Region	England
% of FP17s for the same patient ID Re-attending within 3 months - Children	44	819	5.4%	10.7%	11.8%	11.8%
% of FP17s for the same patient ID Re-attending within 3 months - Adults	123	967	12.7%	15.9%	16.7%	15.6%
% of FP17s for the same patient ID Re-attending between 3 & 9 months - Children	353	819	43.1%	44.8%	48.6%	58.8%
% of FP17s for the same patient ID Re-attending between 3 & 9 months - Adults	306	967	31.6%	37.0%	39.1%	51.0%
% of FP17s for Band 1 Urgent Courses	105	1,097	9.6%	10.9%	10.6%	9.0%
% of FP17s Relating to Free Repair or Replacements	5	1,097	0.5%	0.5%	0.5%	0.8%
% of FP17s Relating to Continuations	2	1,097	0.2%	0.7%	0.7%	0.9%
% of Patients satisfied with the dentistry they have received	0	0	N/A	90.9%	90.2%	93.2%
% of Patients satisfied with the time they had to wait for an appointment	0	0	N/A	82.1%	85.0%	88.3%

* This is based on patients treated on this contract for their most recent course of treatment. Figures in italics indicate the base number of FP17s or Patient Questionnaire responses are less than 100. N/A is shown where the base number of responses is less than 10 during the period. % is calculated as Quantity/Base number*100

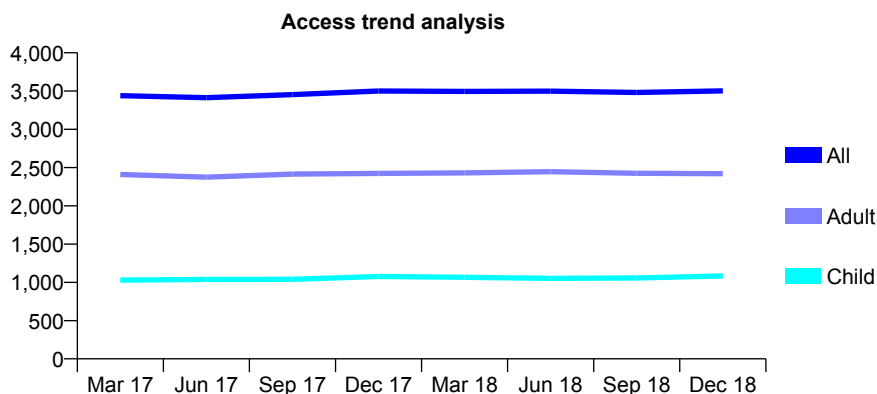
Q61 - Vital Signs At a Glance Contract Report for 130303/0001 - December 2018

Name or company name	Salmon Lane Dental Care
Contract type name	GDS Contract
Purpose of contract	General
Contract start date	19/11/2010
Contract end date	

18/19 Contracted general activity (UDA)	7,879
Carry forward general activity (UDA)	-158
18/19 Contracted orthodontic activity (UOA)	0
Carry forward orthodontic activity (UOA)	0
Baseline contract value	£229,365.68

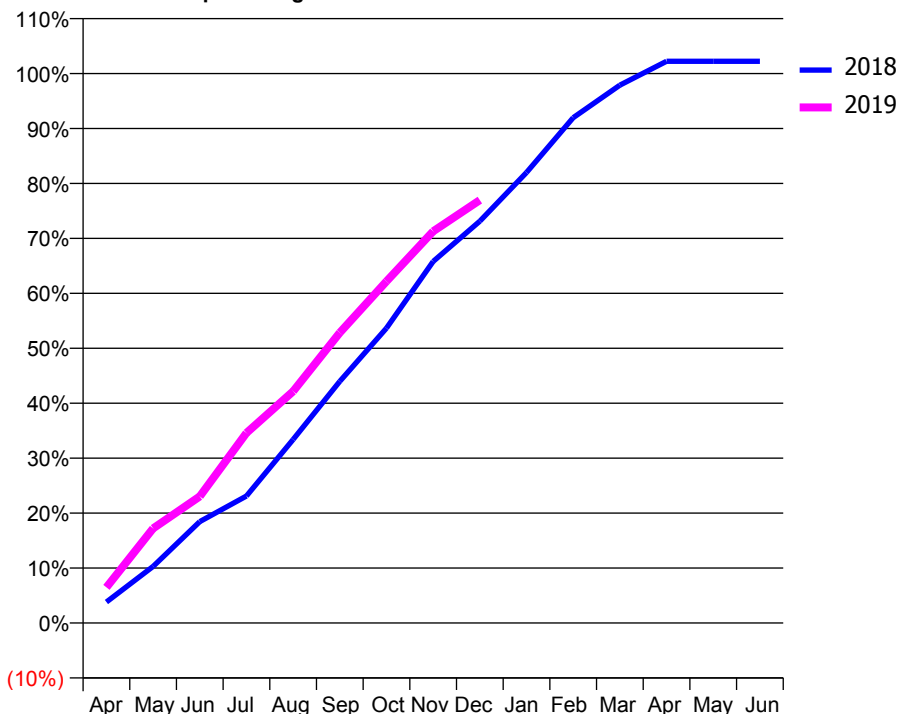
ACCESS*

Patients seen in 24 months	Total	Change since previous quarter
Quarter ending December 2017	3,500	
Quarter ending March 2018	3,496	→
Quarter ending June 2018	3,499	→
Quarter ending September 2018	3,482	→
Quarter ending December 2018	3,503	→
Variance since December 2017	0.1%	→



ACTIVITY

Cumulative percentage of contracted UDA delivered 2018 & 2019



Month	Adjusted Scheduled Activity (UDA)	
	2018	2019
April	301	512
May	812	1,357
June	1,453	1,816
July	1,822	2,725
August	2,632	3,323
September	3,465	4,164
October	4,228	4,899
November	5,184	5,617
December	5,761	6,063
January	6,460	
February	7,246	
March	7,711	
April	8,054	
May	8,055	
June	8,055	

QUALITY

	Quantity	Base Number	Contract	AT	Region	England
% of FP17s for the same patient ID Re-attending within 3 months - Children	71	795	8.9%	10.7%	11.8%	11.8%
% of FP17s for the same patient ID Re-attending within 3 months - Adults	261	1,748	14.9%	15.9%	16.7%	15.6%
% of FP17s for the same patient ID Re-attending between 3 & 9 months - Children	212	795	26.7%	44.8%	48.6%	58.8%
% of FP17s for the same patient ID Re-attending between 3 & 9 months - Adults	452	1,748	25.9%	37.0%	39.1%	51.0%
% of FP17s for Band 1 Urgent Courses	233	1,958	11.9%	10.9%	10.6%	9.0%
% of FP17s Relating to Free Repair or Replacements	2	1,958	0.1%	0.5%	0.5%	0.8%
% of FP17s Relating to Continuations	15	1,958	0.8%	0.7%	0.7%	0.9%
% of Patients satisfied with the dentistry they have received	0	0	N/A	90.9%	90.2%	93.2%
% of Patients satisfied with the time they had to wait for an appointment	0	0	N/A	82.1%	85.0%	88.3%

* This is based on patients treated on this contract for their most recent course of treatment. Figures in italics indicate the base number of FP17s or Patient Questionnaire responses are less than 100. N/A is shown where the base number of responses is less than 10 during the period. % is calculated as Quantity/Base number*100

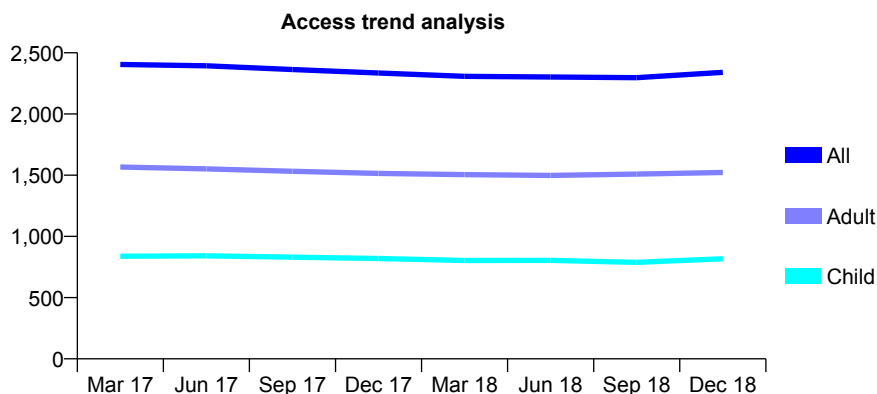
Q61 - Vital Signs At a Glance Contract Report for 131245/0001 - December 2018

Name or company name	Bullsmoor Dental Practice
Contract type name	GDS Contract
Purpose of contract	General
Contract start date	01/07/2013
Contract end date	

18/19 Contracted general activity (UDA)	7,000
Carry forward general activity (UDA)	0
18/19 Contracted orthodontic activity (UOA)	0
Carry forward orthodontic activity (UOA)	0
Baseline contract value	£179,891.83

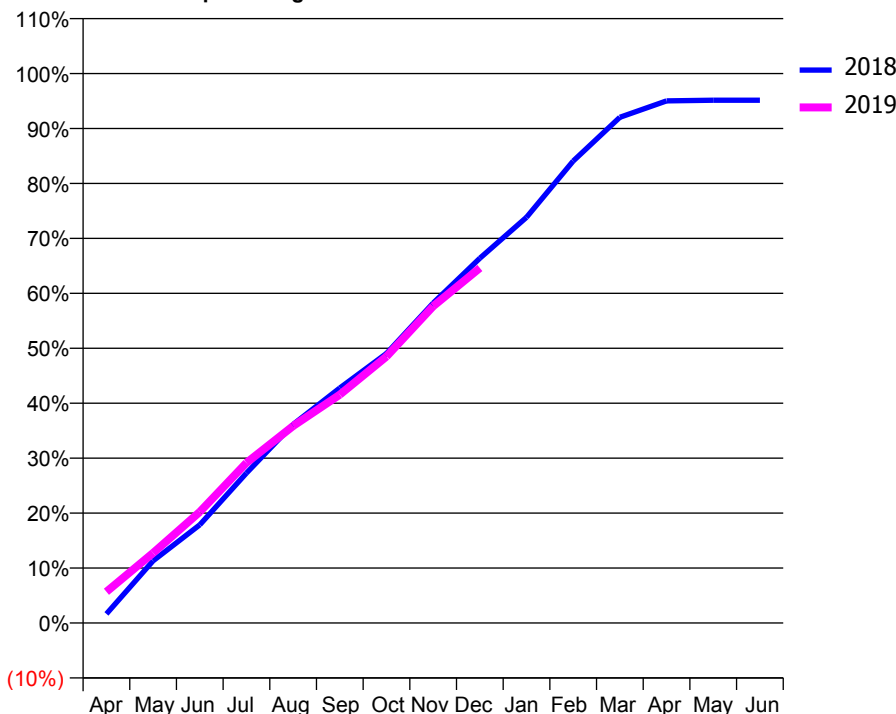
ACCESS*

Patients seen in 24 months	Total	Change since previous quarter
Quarter ending December 2017	2,335	
Quarter ending March 2018	2,308	↓
Quarter ending June 2018	2,302	→
Quarter ending September 2018	2,297	→
Quarter ending December 2018	2,340	→
Variance since December 2017	0.2%	→



ACTIVITY

Cumulative percentage of contracted UDA delivered 2018 & 2019



Adjusted Scheduled Activity (UDA)

Month	2018	2019
April	117	398
May	792	893
June	1,251	1,416
July	1,909	2,041
August	2,530	2,510
September	2,994	2,909
October	3,434	3,395
November	4,077	4,035
December	4,647	4,523
January	5,168	
February	5,885	
March	6,442	
April	6,650	
May	6,660	
June	6,660	

QUALITY

	Quantity	Base Number	Contract	AT	Region	England
% of FP17s for the same patient ID Re-attending within 3 months - Children	67	973	6.9%	10.7%	11.8%	11.8%
% of FP17s for the same patient ID Re-attending within 3 months - Adults	145	1,559	9.3%	15.9%	16.7%	15.6%
% of FP17s for the same patient ID Re-attending between 3 & 9 months - Children	657	973	67.5%	44.8%	48.6%	58.8%
% of FP17s for the same patient ID Re-attending between 3 & 9 months - Adults	860	1,559	55.2%	37.0%	39.1%	51.0%
% of FP17s for Band 1 Urgent Courses	100	2,419	4.1%	10.9%	10.6%	9.0%
% of FP17s Relating to Free Repair or Replacements	6	2,419	0.2%	0.5%	0.5%	0.8%
% of FP17s Relating to Continuations	16	2,419	0.7%	0.7%	0.7%	0.9%
% of Patients satisfied with the dentistry they have received	0	0	N/A	90.9%	90.2%	93.2%
% of Patients satisfied with the time they had to wait for an appointment	0	0	N/A	82.1%	85.0%	88.3%

* This is based on patients treated on this contract for their most recent course of treatment. Figures in italics indicate the base number of FP17s or Patient Questionnaire responses are less than 100. N/A is shown where the base number of responses is less than 10 during the period. % is calculated as Quantity/Base number*100

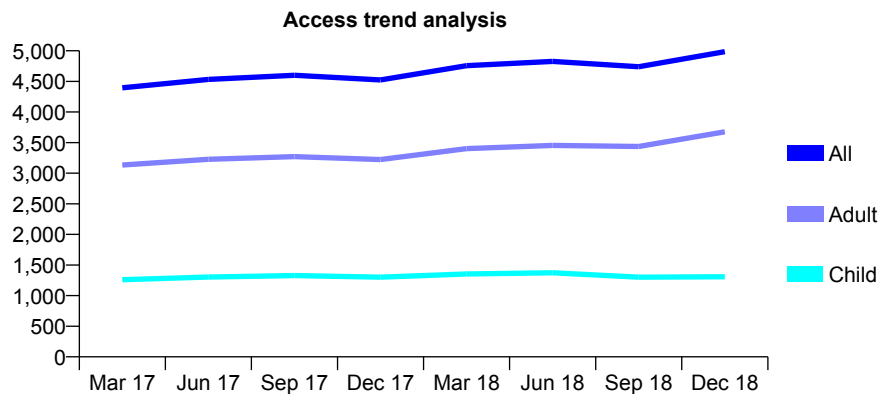
Q61 - Vital Signs At a Glance Contract Report for 132586/0001 - December 2018

Name or company name	Sct. Apollonia Dental Practice
Contract type name	GDS Contract
Purpose of contract	General
Contract start date	01/05/2007
Contract end date	

18/19 Contracted general activity (UDA)	14,164
Carry forward general activity (UDA)	-283
18/19 Contracted orthodontic activity (UOA)	0
Carry forward orthodontic activity (UOA)	0
Baseline contract value	£400,719.55

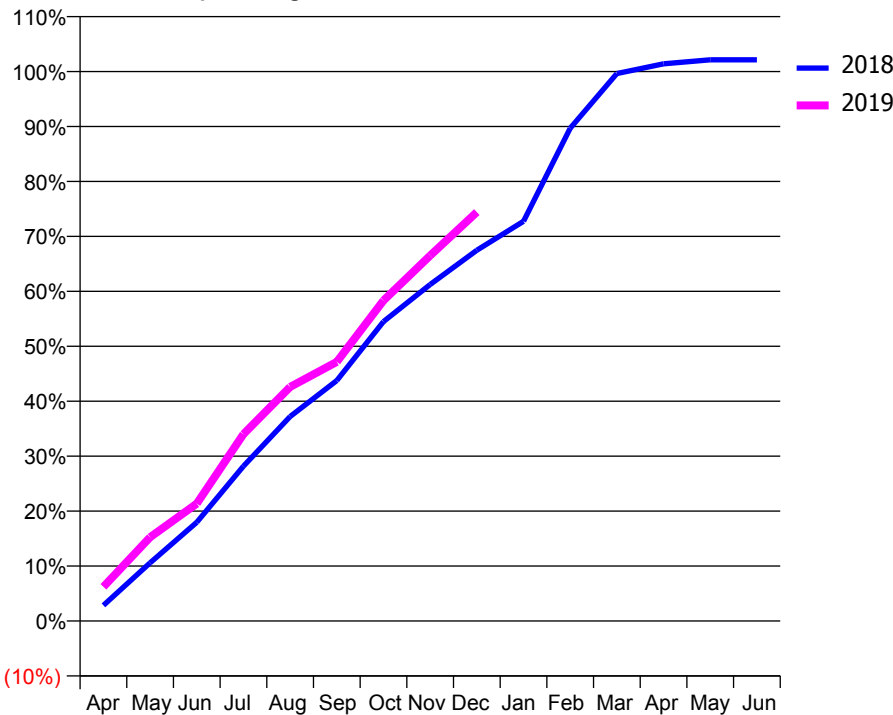
ACCESS*

Patients seen in 24 months	Total	Change since previous quarter
Quarter ending December 2017	4,524	
Quarter ending March 2018	4,756	↑
Quarter ending June 2018	4,827	→
Quarter ending September 2018	4,739	↓
Quarter ending December 2018	4,985	↑
Variance since December 2017	10.2%	↑



ACTIVITY

Cumulative percentage of contracted UDA delivered 2018 & 2019



Month	Adjusted Scheduled Activity (UDA)	
	2018	2019
April	404	883
May	1,501	2,161
June	2,546	3,025
July	3,993	4,816
August	5,273	6,034
September	6,199	6,682
October	7,718	8,263
November	8,673	9,421
December	9,557	10,540
January	10,304	
February	12,704	
March	14,113	
April	14,362	
May	14,467	
June	14,464	

QUALITY

	Quantity	Base Number	Contract	AT	Region	England
% of FP17s for the same patient ID Re-attending within 3 months - Children	98	1,082	9.1%	10.7%	11.8%	11.8%
% of FP17s for the same patient ID Re-attending within 3 months - Adults	470	2,849	16.5%	15.9%	16.7%	15.6%
% of FP17s for the same patient ID Re-attending between 3 & 9 months - Children	482	1,082	44.5%	44.8%	48.6%	58.8%
% of FP17s for the same patient ID Re-attending between 3 & 9 months - Adults	880	2,849	30.9%	37.0%	39.1%	51.0%
% of FP17s for Band 1 Urgent Courses	595	3,812	15.6%	10.9%	10.6%	9.0%
% of FP17s Relating to Free Repair or Replacements	9	3,812	0.2%	0.5%	0.5%	0.8%
% of FP17s Relating to Continuations	19	3,812	0.5%	0.7%	0.7%	0.9%
% of Patients satisfied with the dentistry they have received	1	1	N/A	90.9%	90.2%	93.2%
% of Patients satisfied with the time they had to wait for an appointment	1	1	N/A	82.1%	85.0%	88.3%

* This is based on patients treated on this contract for their most recent course of treatment. Figures in italics indicate the base number of FP17s or Patient Questionnaire responses are less than 100. N/A is shown where the base number of responses is less than 10 during the period. % is calculated as Quantity/Base number*100

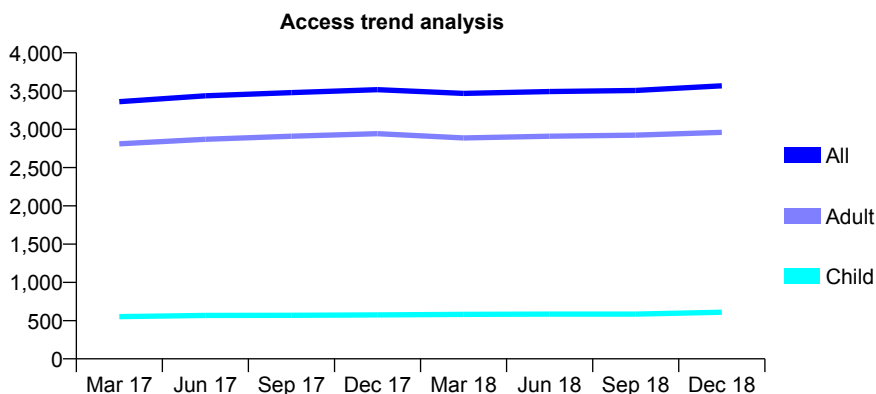
Q61 - Vital Signs At a Glance Contract Report for 132993/0001 - December 2018

Name or company name	Church View Dental Practice
Contract type name	GDS Contract
Purpose of contract	General
Contract start date	01/04/2010
Contract end date	

18/19 Contracted general activity (UDA)	14,120
Carry forward general activity (UDA)	0
18/19 Contracted orthodontic activity (UOA)	0
Carry forward orthodontic activity (UOA)	0
Baseline contract value	£450,171.23

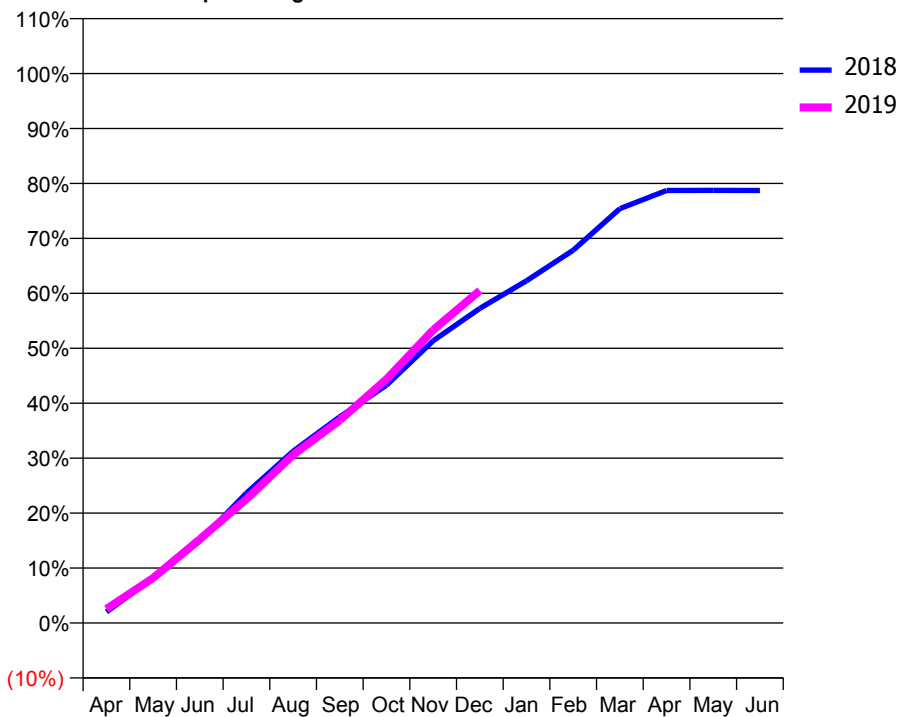
ACCESS*

Patients seen in 24 months	Total	Change since previous quarter
Quarter ending December 2017	3,518	
Quarter ending March 2018	3,469	↓
Quarter ending June 2018	3,494	→
Quarter ending September 2018	3,507	→
Quarter ending December 2018	3,569	→
Variance since December 2017	1.4%	→



ACTIVITY

Cumulative percentage of contracted UDA delivered 2018 & 2019



Month	Adjusted Scheduled Activity (UDA)	
	2018	2019
April	287	362
May	1,158	1,155
June	2,111	2,154
July	3,339	3,185
August	4,417	4,323
September	5,300	5,209
October	6,110	6,265
November	7,254	7,531
December	8,084	8,544
January	8,795	
February	9,578	
March	10,648	
April	11,115	
May	11,116	
June	11,115	

QUALITY

	Quantity	Base Number	Contract	AT	Region	England
% of FP17s for the same patient ID Re-attending within 3 months - Children	77	711	10.8%	10.7%	11.8%	11.8%
% of FP17s for the same patient ID Re-attending within 3 months - Adults	690	3,387	20.4%	15.9%	16.7%	15.6%
% of FP17s for the same patient ID Re-attending between 3 & 9 months - Children	405	711	57.0%	44.8%	48.6%	58.8%
% of FP17s for the same patient ID Re-attending between 3 & 9 months - Adults	1,755	3,387	51.8%	37.0%	39.1%	51.0%
% of FP17s for Band 1 Urgent Courses	639	3,940	16.2%	10.9%	10.6%	9.0%
% of FP17s Relating to Free Repair or Replacements	41	3,940	1.0%	0.5%	0.5%	0.8%
% of FP17s Relating to Continuations	18	3,940	0.5%	0.7%	0.7%	0.9%
% of Patients satisfied with the dentistry they have received	2	2	N/A	90.9%	90.2%	93.2%
% of Patients satisfied with the time they had to wait for an appointment	2	2	N/A	82.1%	85.0%	88.3%

* This is based on patients treated on this contract for their most recent course of treatment. Figures in italics indicate the base number of FP17s or Patient Questionnaire responses are less than 100. N/A is shown where the base number of responses is less than 10 during the period. % is calculated as Quantity/Base number*100

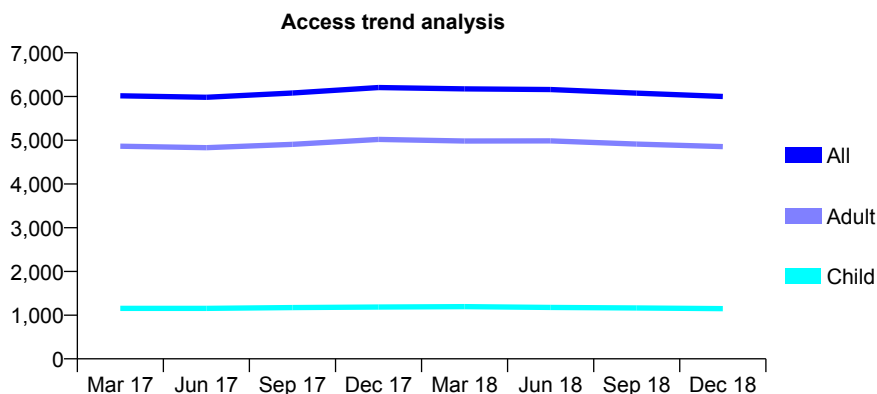
Q61 - Vital Signs At a Glance Contract Report for 133078/0001 - December 2018

Name or company name	R G Matthey Ltd
Contract type name	GDS Contract
Purpose of contract	General
Contract start date	01/01/2009
Contract end date	

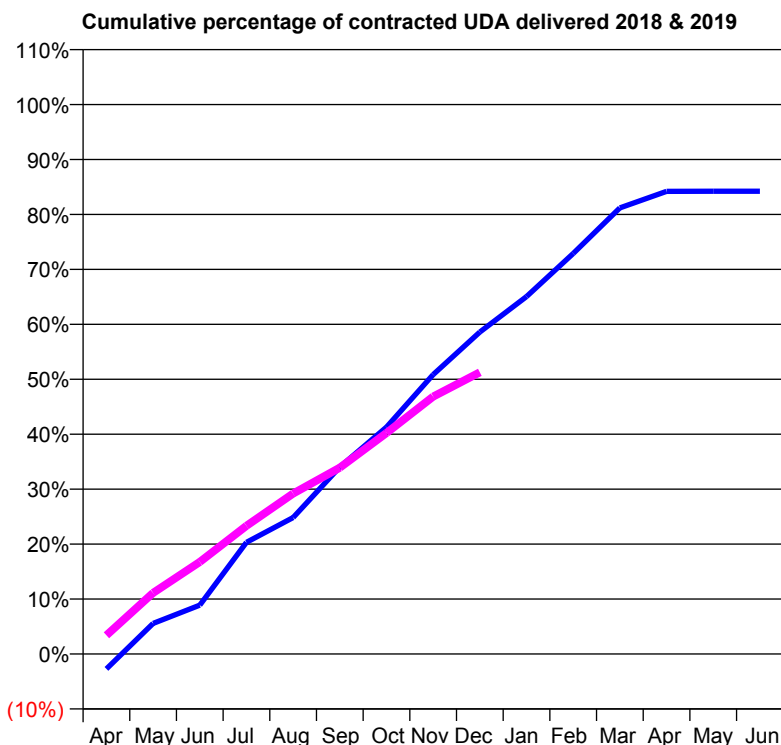
18/19 Contracted general activity (UDA)	20,451
Carry forward general activity (UDA)	0
18/19 Contracted orthodontic activity (UOA)	0
Carry forward orthodontic activity (UOA)	0
Baseline contract value	£543,120.64

ACCESS*

Patients seen in 24 months	Total	Change since previous quarter
Quarter ending December 2017	6,205	
Quarter ending March 2018	6,174	→
Quarter ending June 2018	6,160	→
Quarter ending September 2018	6,077	↓
Quarter ending December 2018	6,002	↓
Variance since December 2017	(3.3%)	↓



ACTIVITY



Month	Adjusted Scheduled Activity (UDA)	
	2018	2019
April	-557	698
May	1,139	2,276
June	1,817	3,427
July	4,157	4,772
August	5,080	5,974
September	6,963	6,937
October	8,446	8,224
November	10,398	9,582
December	11,984	10,484
January	13,302	
February	14,905	
March	16,603	
April	17,216	
May	17,221	
June	17,221	

QUALITY

	Quantity	Base Number	Contract	AT	Region	England
% of FP17s for the same patient ID Re-attending within 3 months - Children	145	1,220	11.9%	10.7%	11.8%	11.8%
% of FP17s for the same patient ID Re-attending within 3 months - Adults	444	3,741	11.9%	15.9%	16.7%	15.6%
% of FP17s for the same patient ID Re-attending between 3 & 9 months - Children	692	1,220	56.7%	44.8%	48.6%	58.8%
% of FP17s for the same patient ID Re-attending between 3 & 9 months - Adults	1,747	3,741	46.7%	37.0%	39.1%	51.0%
% of FP17s for Band 1 Urgent Courses	498	4,706	10.6%	10.9%	10.6%	9.0%
% of FP17s Relating to Free Repair or Replacements	22	4,706	0.5%	0.5%	0.5%	0.8%
% of FP17s Relating to Continuations	72	4,706	1.5%	0.7%	0.7%	0.9%
% of Patients satisfied with the dentistry they have received	4	4	N/A	90.9%	90.2%	93.2%
% of Patients satisfied with the time they had to wait for an appointment	4	4	N/A	82.1%	85.0%	88.3%

* This is based on patients treated on this contract for their most recent course of treatment. Figures in italics indicate the base number of FP17s or Patient Questionnaire responses are less than 100. N/A is shown where the base number of responses is less than 10 during the period. % is calculated as Quantity/Base number*100

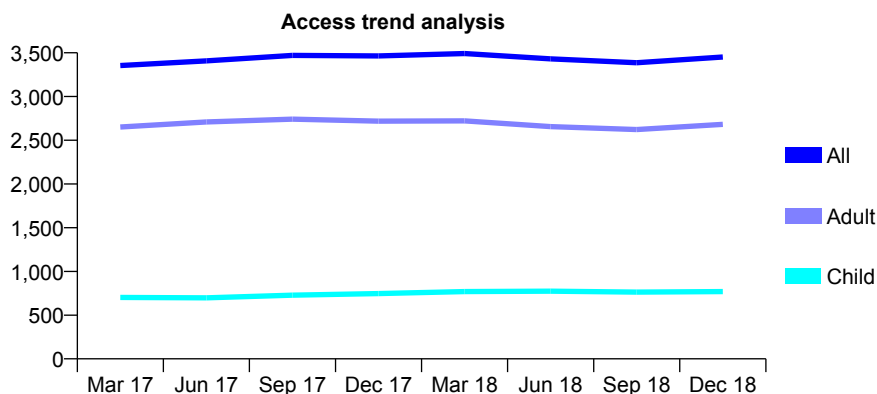
Q61 - Vital Signs At a Glance Contract Report for 133086/0001 - December 2018

Name or company name	Sennik Ltd
Contract type name	GDS Contract
Purpose of contract	General
Contract start date	01/04/2012
Contract end date	

18/19 Contracted general activity (UDA)	10,567
Carry forward general activity (UDA)	38
18/19 Contracted orthodontic activity (UOA)	0
Carry forward orthodontic activity (UOA)	0
Baseline contract value	£351,969.55

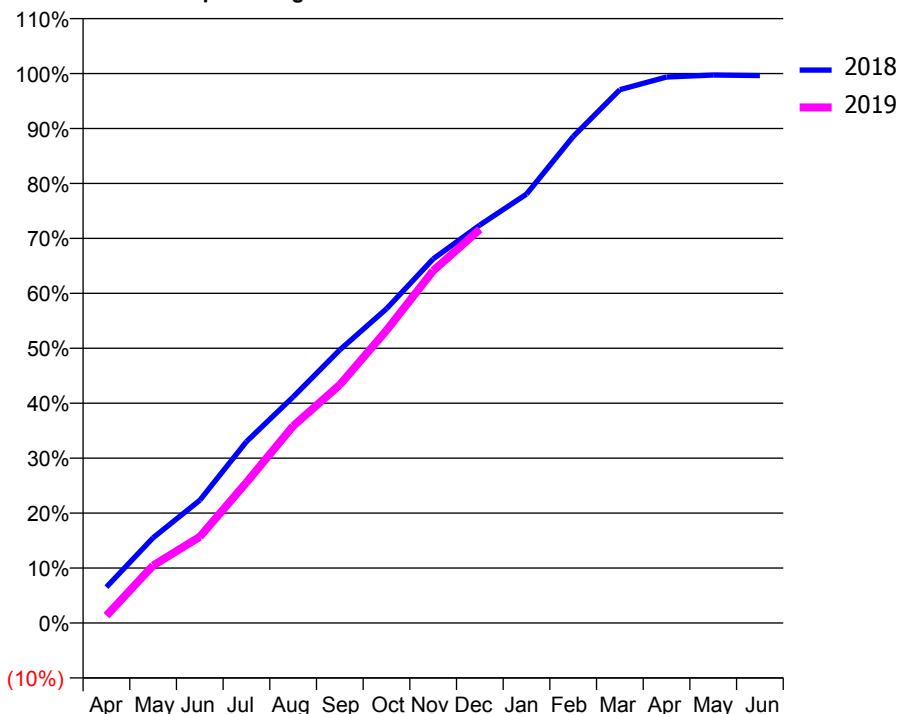
ACCESS*

Patients seen in 24 months	Total	Change since previous quarter
Quarter ending December 2017	3,464	
Quarter ending March 2018	3,491	→
Quarter ending June 2018	3,430	↓
Quarter ending September 2018	3,387	↓
Quarter ending December 2018	3,452	→
Variance since December 2017	(0.3%)	→



ACTIVITY

Cumulative percentage of contracted UDA delivered 2018 & 2019



Month	Adjusted Scheduled Activity (UDA)	
	2018	2019
April	692	144
May	1,640	1,107
June	2,361	1,658
July	3,489	2,704
August	4,348	3,790
September	5,253	4,580
October	6,044	5,628
November	7,001	6,773
December	7,654	7,571
January	8,247	
February	9,356	
March	10,256	
April	10,500	
May	10,539	
June	10,529	

QUALITY

	Quantity	Base Number	Contract	AT	Region	England
% of FP17s for the same patient ID Re-attending within 3 months - Children	40	739	5.4%	10.7%	11.8%	11.8%
% of FP17s for the same patient ID Re-attending within 3 months - Adults	327	2,294	14.3%	15.9%	16.7%	15.6%
% of FP17s for the same patient ID Re-attending between 3 & 9 months - Children	392	739	53.0%	44.8%	48.6%	58.8%
% of FP17s for the same patient ID Re-attending between 3 & 9 months - Adults	928	2,294	40.5%	37.0%	39.1%	51.0%
% of FP17s for Band 1 Urgent Courses	335	2,933	11.4%	10.9%	10.6%	9.0%
% of FP17s Relating to Free Repair or Replacements	39	2,933	1.3%	0.5%	0.5%	0.8%
% of FP17s Relating to Continuations	11	2,933	0.4%	0.7%	0.7%	0.9%
% of Patients satisfied with the dentistry they have received	1	1	N/A	90.9%	90.2%	93.2%
% of Patients satisfied with the time they had to wait for an appointment	1	1	N/A	82.1%	85.0%	88.3%

* This is based on patients treated on this contract for their most recent course of treatment. Figures in italics indicate the base number of FP17s or Patient Questionnaire responses are less than 100. N/A is shown where the base number of responses is less than 10 during the period. % is calculated as Quantity/Base number*100

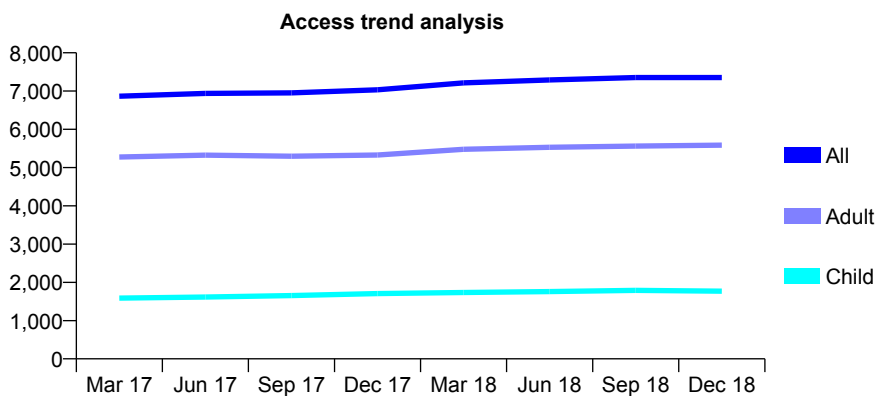
Q61 - Vital Signs At a Glance Contract Report for 133205/0001 - December 2018

Name or company name	Broadway Dental Care
Contract type name	GDS Contract
Purpose of contract	General
Contract start date	06/06/2012
Contract end date	

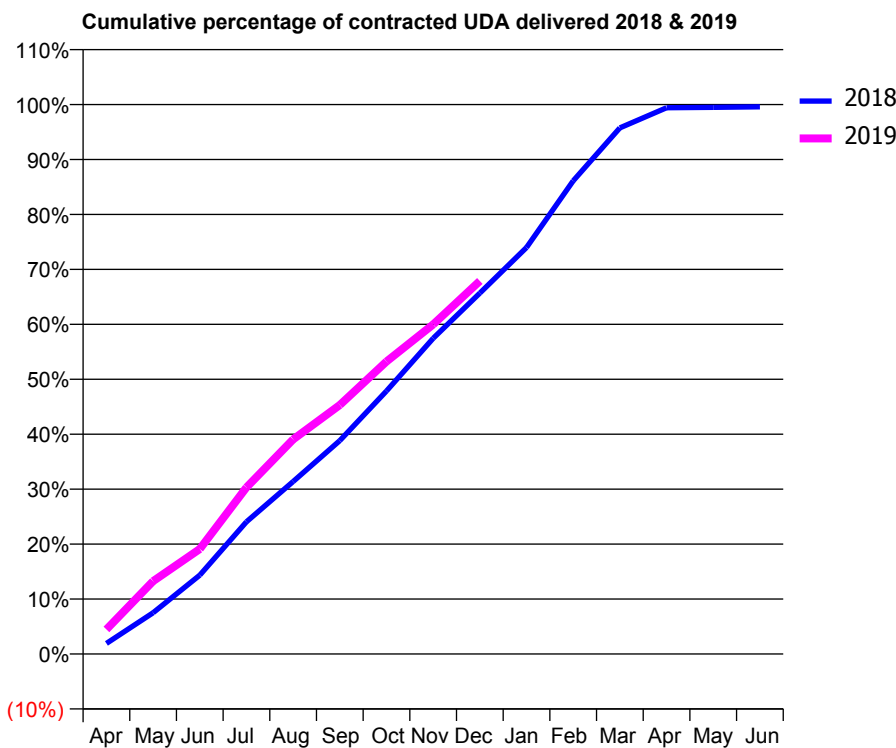
18/19 Contracted general activity (UDA)	18,422
Carry forward general activity (UDA)	78
18/19 Contracted orthodontic activity (UOA)	0
Carry forward orthodontic activity (UOA)	0
Baseline contract value	£545,237.43

ACCESS*

Patients seen in 24 months	Total	Change since previous quarter
Quarter ending December 2017	7,034	
Quarter ending March 2018	7,213	↑
Quarter ending June 2018	7,290	→
Quarter ending September 2018	7,353	→
Quarter ending December 2018	7,355	→
Variance since December 2017	4.6%	↑



ACTIVITY



Month	Adjusted Scheduled Activity (UDA)	
	2018	2019
April	356	823
May	1,384	2,444
June	2,643	3,519
July	4,434	5,584
August	5,780	7,196
September	7,156	8,347
October	8,816	9,807
November	10,583	11,050
December	12,101	12,506
January	13,627	
February	15,864	
March	17,640	
April	18,314	
May	18,328	
June	18,344	

QUALITY

	Quantity	Base Number	Contract	AT	Region	England
% of FP17s for the same patient ID Re-attending within 3 months - Children	150	1,875	8.0%	10.7%	11.8%	11.8%
% of FP17s for the same patient ID Re-attending within 3 months - Adults	736	5,368	13.7%	15.9%	16.7%	15.6%
% of FP17s for the same patient ID Re-attending between 3 & 9 months - Children	1,089	1,875	58.1%	44.8%	48.6%	58.8%
% of FP17s for the same patient ID Re-attending between 3 & 9 months - Adults	2,739	5,368	51.0%	37.0%	39.1%	51.0%
% of FP17s for Band 1 Urgent Courses	489	6,191	7.9%	10.9%	10.6%	9.0%
% of FP17s Relating to Free Repair or Replacements	74	6,191	1.2%	0.5%	0.5%	0.8%
% of FP17s Relating to Continuations	20	6,191	0.3%	0.7%	0.7%	0.9%
% of Patients satisfied with the dentistry they have received	5	5	N/A	90.9%	90.2%	93.2%
% of Patients satisfied with the time they had to wait for an appointment	4	5	N/A	82.1%	85.0%	88.3%

* This is based on patients treated on this contract for their most recent course of treatment. Figures in italics indicate the base number of FP17s or Patient Questionnaire responses are less than 100. N/A is shown where the base number of responses is less than 10 during the period. % is calculated as Quantity/Base number*100

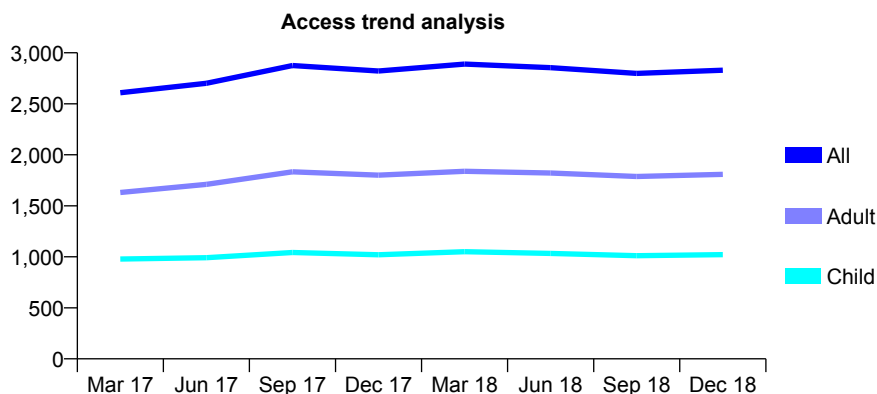
Q61 - Vital Signs At a Glance Contract Report for 133655/0001 - December 2018

Name or company name	Crouch Hall Dental Care
Contract type name	GDS Contract
Purpose of contract	General
Contract start date	01/05/2015
Contract end date	

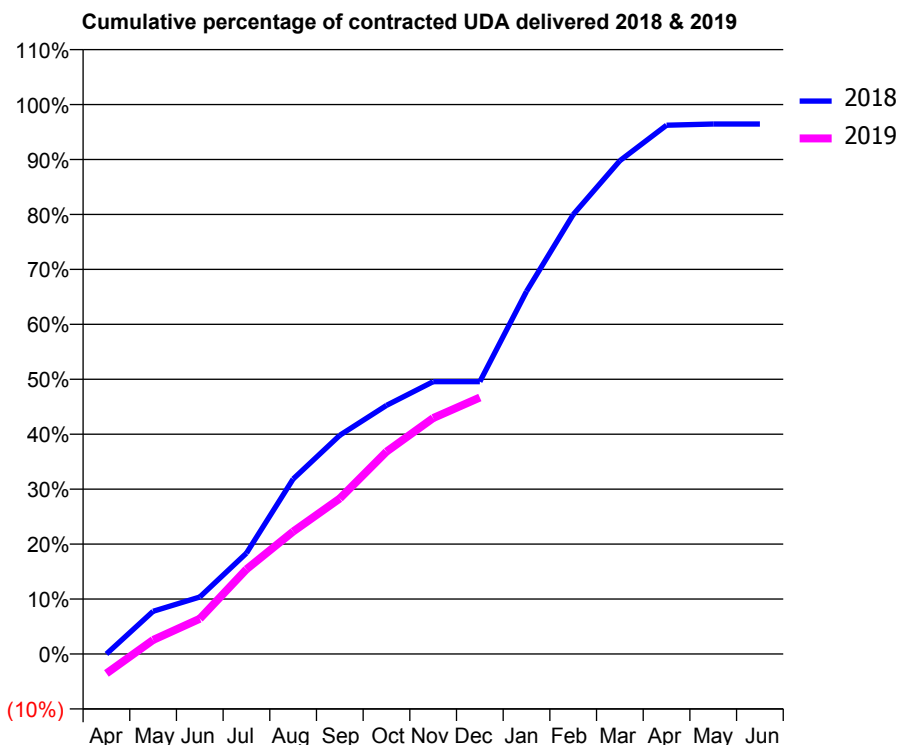
18/19 Contracted general activity (UDA)	6,025
Carry forward general activity (UDA)	214
18/19 Contracted orthodontic activity (UOA)	0
Carry forward orthodontic activity (UOA)	0
Baseline contract value	£139,927.06

ACCESS*

Patients seen in 24 months	Total	Change since previous quarter
Quarter ending December 2017	2,821	
Quarter ending March 2018	2,889	↑
Quarter ending June 2018	2,854	↓
Quarter ending September 2018	2,798	↓
Quarter ending December 2018	2,830	→
Variance since December 2017	0.3%	→



ACTIVITY



Month	Adjusted Scheduled Activity (UDA)	
	2018	2019
April	0	-214
May	469	155
June	624	387
July	1,106	929
August	1,919	1,342
September	2,398	1,706
October	2,726	2,219
November	2,987	2,588
December	2,987	2,812
January	3,976	
February	4,818	
March	5,409	
April	5,798	
May	5,811	
June	5,811	

QUALITY

	Quantity	Base Number	Contract	AT	Region	England
% of FP17s for the same patient ID Re-attending within 3 months - Children	43	756	5.7%	10.7%	11.8%	11.8%
% of FP17s for the same patient ID Re-attending within 3 months - Adults	60	994	6.0%	15.9%	16.7%	15.6%
% of FP17s for the same patient ID Re-attending between 3 & 9 months - Children	294	756	38.9%	44.8%	48.6%	58.8%
% of FP17s for the same patient ID Re-attending between 3 & 9 months - Adults	275	994	27.7%	37.0%	39.1%	51.0%
% of FP17s for Band 1 Urgent Courses	80	1,589	5.0%	10.9%	10.6%	9.0%
% of FP17s Relating to Free Repair or Replacements	0	1,589	0.0%	0.5%	0.5%	0.8%
% of FP17s Relating to Continuations	17	1,589	1.1%	0.7%	0.7%	0.9%
% of Patients satisfied with the dentistry they have received	0	0	N/A	90.9%	90.2%	93.2%
% of Patients satisfied with the time they had to wait for an appointment	0	0	N/A	82.1%	85.0%	88.3%

* This is based on patients treated on this contract for their most recent course of treatment. Figures in italics indicate the base number of FP17s or Patient Questionnaire responses are less than 100. N/A is shown where the base number of responses is less than 10 during the period. % is calculated as Quantity/Base number*100

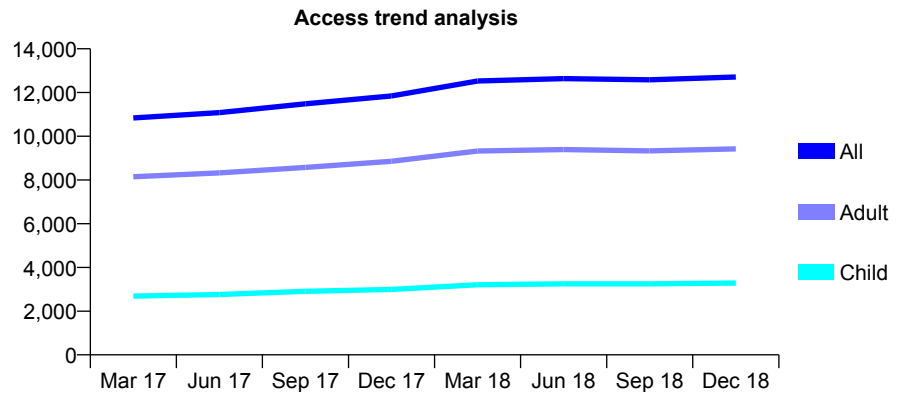
Q61 - Vital Signs At a Glance Contract Report for 134805/0001 - December 2018

Name or company name	Whalebone Lane Limited
Contract type name	GDS Contract
Purpose of contract	General
Contract start date	01/08/2011
Contract end date	

18/19 Contracted general activity (UDA)	38,503
Carry forward general activity (UDA)	170
18/19 Contracted orthodontic activity (UOA)	0
Carry forward orthodontic activity (UOA)	0
Baseline contract value	£1,821,541.14

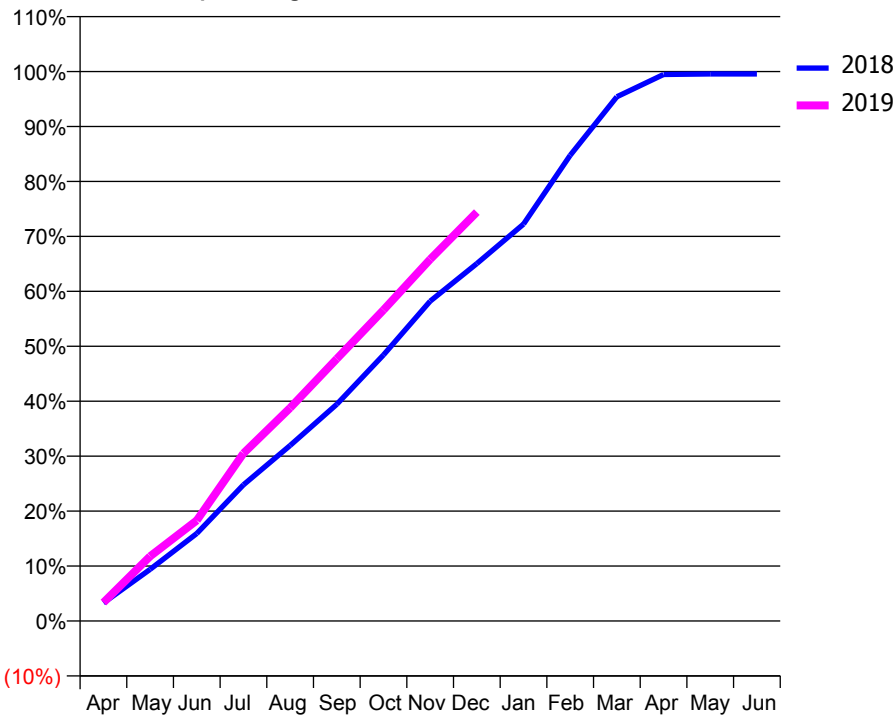
ACCESS*

Patients seen in 24 months	Total	Change since previous quarter
Quarter ending December 2017	11,844	
Quarter ending March 2018	12,529	↑
Quarter ending June 2018	12,637	→
Quarter ending September 2018	12,580	→
Quarter ending December 2018	12,709	→
Variance since December 2017	7.3%	↑



ACTIVITY

Cumulative percentage of contracted UDA delivered 2018 & 2019



Month	Adjusted Scheduled Activity (UDA)	
	2018	2019
April	1,266	1,294
May	3,621	4,533
June	6,136	7,053
July	9,542	11,754
August	12,297	14,933
September	15,186	18,376
October	18,644	21,797
November	22,411	25,346
December	25,041	28,653
January	27,810	
February	32,628	
March	36,735	
April	38,291	
May	38,334	
June	38,333	

QUALITY

	Quantity	Base Number	Contract	AT	Region	England
% of FP17s for the same patient ID Re-attending within 3 months - Children	371	2,939	12.6%	10.7%	11.8%	11.8%
% of FP17s for the same patient ID Re-attending within 3 months - Adults	1,505	7,353	20.5%	15.9%	16.7%	15.6%
% of FP17s for the same patient ID Re-attending between 3 & 9 months - Children	791	2,939	26.9%	44.8%	48.6%	58.8%
% of FP17s for the same patient ID Re-attending between 3 & 9 months - Adults	1,529	7,353	20.8%	37.0%	39.1%	51.0%
% of FP17s for Band 1 Urgent Courses	602	9,690	6.2%	10.9%	10.6%	9.0%
% of FP17s Relating to Free Repair or Replacements	4	9,690	0.0%	0.5%	0.5%	0.8%
% of FP17s Relating to Continuations	684	9,690	7.1%	0.7%	0.7%	0.9%
% of Patients satisfied with the dentistry they have received	1	1	N/A	90.9%	90.2%	93.2%
% of Patients satisfied with the time they had to wait for an appointment	1	1	N/A	82.1%	85.0%	88.3%

* This is based on patients treated on this contract for their most recent course of treatment. Figures in italics indicate the base number of FP17s or Patient Questionnaire responses are less than 100. N/A is shown where the base number of responses is less than 10 during the period. % is calculated as Quantity/Base number*100

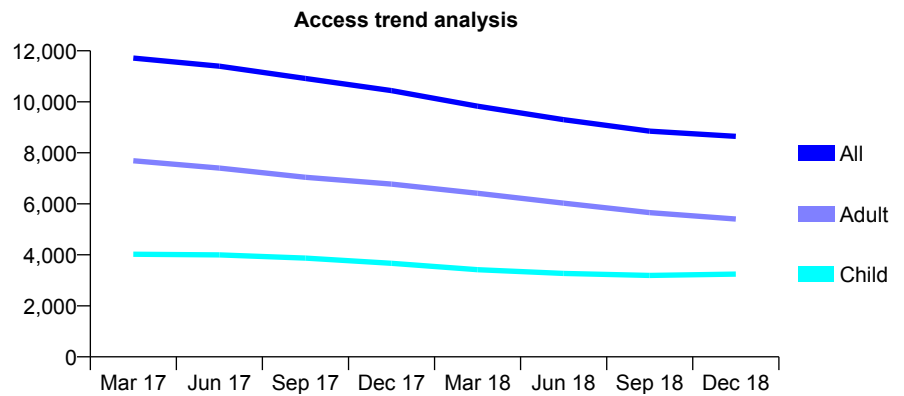
Q61 - Vital Signs At a Glance Contract Report for 134929/0001 - December 2018

Name or company name	Du Toit & Burger Partnership Ltd
Contract type name	GDS Contract
Purpose of contract	General
Contract start date	01/04/2007
Contract end date	

18/19 Contracted general activity (UDA)	35,374
Carry forward general activity (UDA)	0
18/19 Contracted orthodontic activity (UOA)	0
Carry forward orthodontic activity (UOA)	0
Baseline contract value	£1,111,225.98

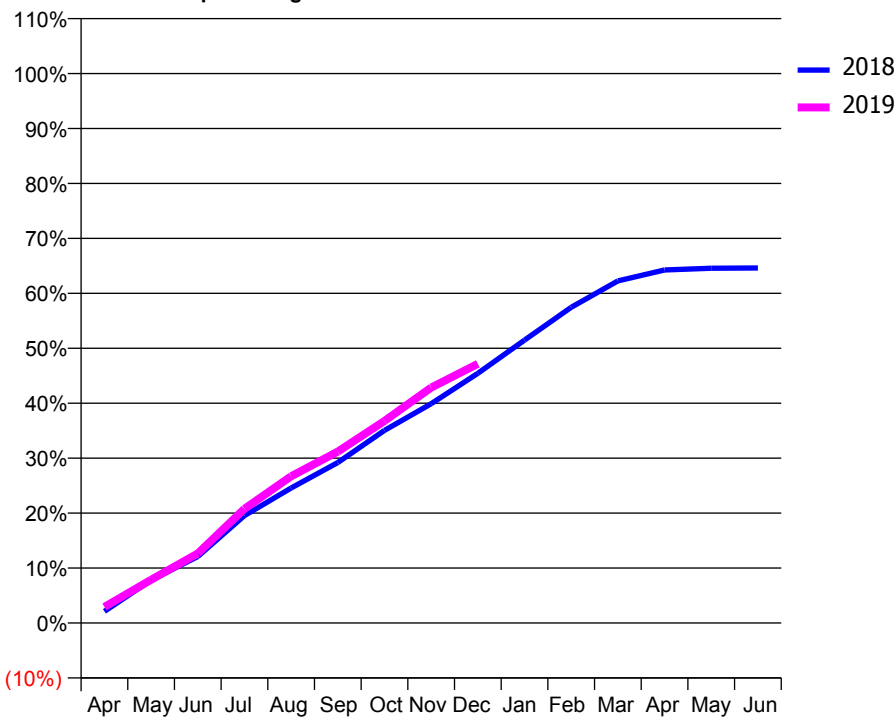
ACCESS*

Patients seen in 24 months	Total	Change since previous quarter
Quarter ending December 2017	10,438	
Quarter ending March 2018	9,829	↓
Quarter ending June 2018	9,298	↓
Quarter ending September 2018	8,848	↓
Quarter ending December 2018	8,646	↓
Variance since December 2017	(17.2%)	↓



ACTIVITY

Cumulative percentage of contracted UDA delivered 2018 & 2019



Month	Adjusted Scheduled Activity (UDA)	
	2018	2019
April	751	1,038
May	2,761	2,782
June	4,277	4,473
July	6,919	7,351
August	8,690	9,448
September	10,331	11,038
October	12,402	13,013
November	14,120	15,157
December	16,074	16,681
January	18,210	
February	20,322	
March	22,019	
April	22,726	
May	22,839	
June	22,855	

QUALITY

	Quantity	Base Number	Contract	AT	Region	England
% of FP17s for the same patient ID Re-attending within 3 months - Children	146	2,879	5.1%	10.7%	11.8%	11.8%
% of FP17s for the same patient ID Re-attending within 3 months - Adults	488	4,359	11.2%	15.9%	16.7%	15.6%
% of FP17s for the same patient ID Re-attending between 3 & 9 months - Children	1,265	2,879	43.9%	44.8%	48.6%	58.8%
% of FP17s for the same patient ID Re-attending between 3 & 9 months - Adults	1,862	4,359	42.7%	37.0%	39.1%	51.0%
% of FP17s for Band 1 Urgent Courses	548	6,895	7.9%	10.9%	10.6%	9.0%
% of FP17s Relating to Free Repair or Replacements	33	6,895	0.5%	0.5%	0.5%	0.8%
% of FP17s Relating to Continuations	37	6,895	0.5%	0.7%	0.7%	0.9%
% of Patients satisfied with the dentistry they have received	2	2	N/A	90.9%	90.2%	93.2%
% of Patients satisfied with the time they had to wait for an appointment	2	2	N/A	82.1%	85.0%	88.3%

* This is based on patients treated on this contract for their most recent course of treatment. Figures in italics indicate the base number of FP17s or Patient Questionnaire responses are less than 100. N/A is shown where the base number of responses is less than 10 during the period. % is calculated as Quantity/Base number*100

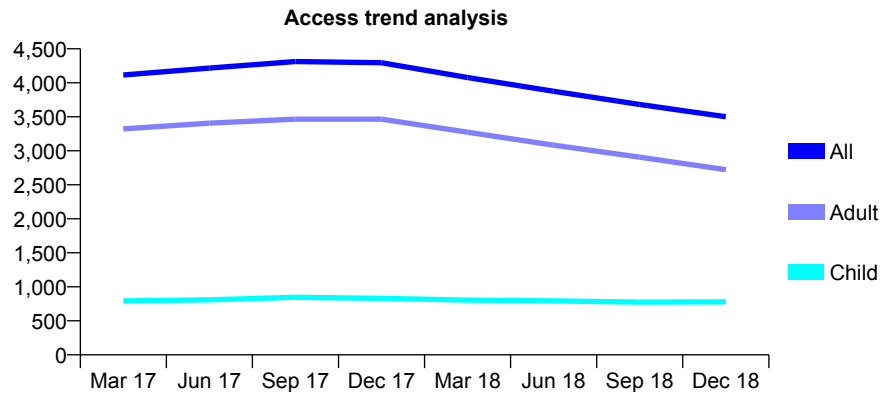
Q61 - Vital Signs At a Glance Contract Report for 135674/0002 - December 2018

Name or company name	East Side Dental Practice
Contract type name	GDS Contract
Purpose of contract	General
Contract start date	01/09/2007
Contract end date	

18/19 Contracted general activity (UDA)	10,888
Carry forward general activity (UDA)	-42
18/19 Contracted orthodontic activity (UOA)	0
Carry forward orthodontic activity (UOA)	0
Baseline contract value	£353,848.70

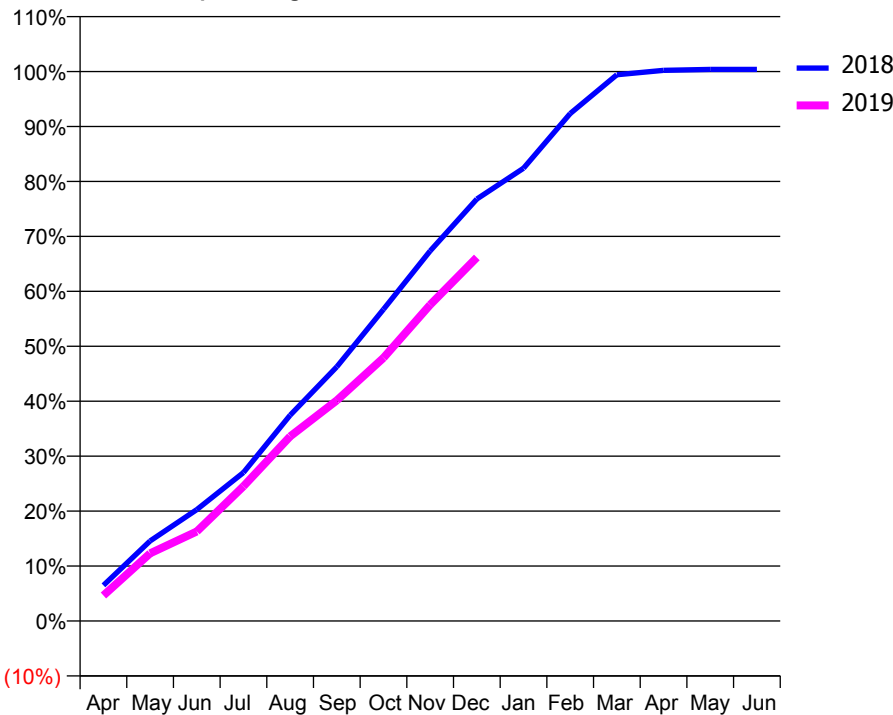
ACCESS*

Patients seen in 24 months	Total	Change since previous quarter
Quarter ending December 2017	4,295	
Quarter ending March 2018	4,078	↓
Quarter ending June 2018	3,876	↓
Quarter ending September 2018	3,682	↓
Quarter ending December 2018	3,501	↓
Variance since December 2017	(18.5%)	↓



ACTIVITY

Cumulative percentage of contracted UDA delivered 2018 & 2019



Month	Adjusted Scheduled Activity (UDA)	
	2018	2019
April	706	507
May	1,588	1,341
June	2,209	1,773
July	2,941	2,670
August	4,079	3,659
September	5,036	4,370
October	6,177	5,214
November	7,333	6,266
December	8,360	7,205
January	8,972	
February	10,056	
March	10,824	
April	10,910	
May	10,930	
June	10,930	

QUALITY

	Quantity	Base Number	Contract	AT	Region	England
% of FP17s for the same patient ID Re-attending within 3 months - Children	68	675	10.1%	10.7%	11.8%	11.8%
% of FP17s for the same patient ID Re-attending within 3 months - Adults	242	1,751	13.8%	15.9%	16.7%	15.6%
% of FP17s for the same patient ID Re-attending between 3 & 9 months - Children	233	675	34.5%	44.8%	48.6%	58.8%
% of FP17s for the same patient ID Re-attending between 3 & 9 months - Adults	499	1,751	28.5%	37.0%	39.1%	51.0%
% of FP17s for Band 1 Urgent Courses	300	2,385	12.6%	10.9%	10.6%	9.0%
% of FP17s Relating to Free Repair or Replacements	2	2,385	0.1%	0.5%	0.5%	0.8%
% of FP17s Relating to Continuations	7	2,385	0.3%	0.7%	0.7%	0.9%
% of Patients satisfied with the dentistry they have received	1	1	N/A	90.9%	90.2%	93.2%
% of Patients satisfied with the time they had to wait for an appointment	1	1	N/A	82.1%	85.0%	88.3%

* This is based on patients treated on this contract for their most recent course of treatment. Figures in italics indicate the base number of FP17s or Patient Questionnaire responses are less than 100. N/A is shown where the base number of responses is less than 10 during the period. % is calculated as Quantity/Base number*100

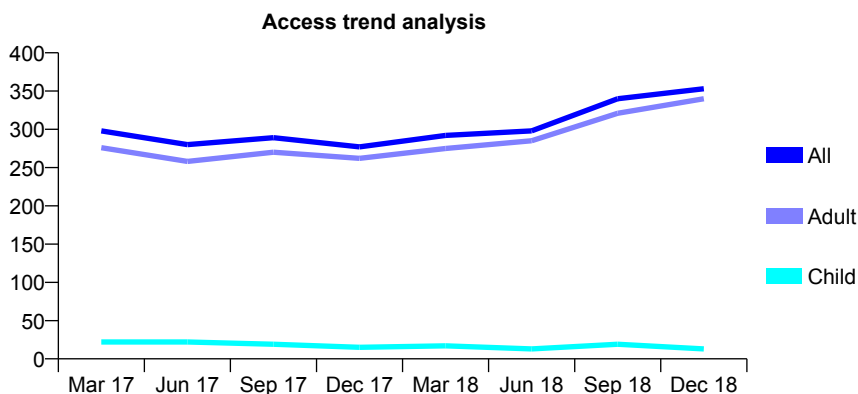
Q61 - Vital Signs At a Glance Contract Report for 136158/0001 - December 2018

Name or company name	Dental Solutions Urgent Treatment Service
Contract type name	GDS Contract
Purpose of contract	General
Contract start date	16/12/2009
Contract end date	

18/19 Contracted general activity (UDA)	624
Carry forward general activity (UDA)	25
18/19 Contracted orthodontic activity (UOA)	0
Carry forward orthodontic activity (UOA)	0
Baseline contract value	£30,167.62

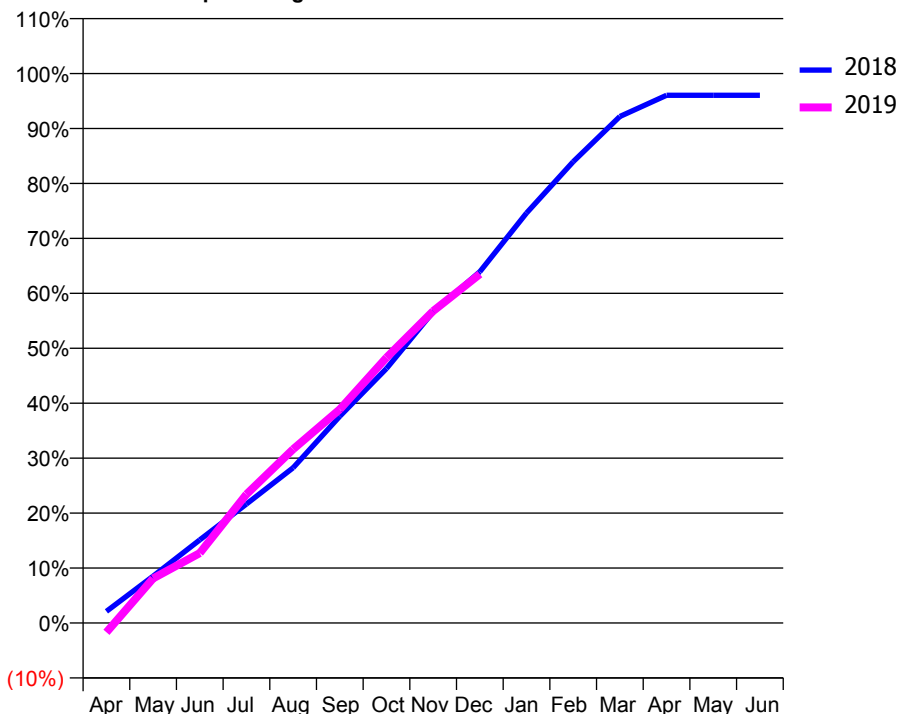
ACCESS*

Patients seen in 24 months	Total	Change since previous quarter
Quarter ending December 2017	277	
Quarter ending March 2018	292	↑
Quarter ending June 2018	298	↑
Quarter ending September 2018	340	↑
Quarter ending December 2018	353	↑
Variance since December 2017	27.4%	↑



ACTIVITY

Cumulative percentage of contracted UDA delivered 2018 & 2019



Month	Adjusted Scheduled Activity (UDA)	
	2018	2019
April	13	-11
May	53	51
June	94	79
July	135	146
August	176	197
September	235	243
October	289	301
November	353	354
December	399	396
January	466	
February	524	
March	575	
April	599	
May	599	
June	599	

QUALITY

	Quantity	Base Number	Contract	AT	Region	England
% of FP17s for the same patient ID Re-attending within 3 months - Children	0	42	0.0%	10.7%	11.8%	11.8%
% of FP17s for the same patient ID Re-attending within 3 months - Adults	5	317	1.6%	15.9%	16.7%	15.6%
% of FP17s for the same patient ID Re-attending between 3 & 9 months - Children	0	42	0.0%	44.8%	48.6%	58.8%
% of FP17s for the same patient ID Re-attending between 3 & 9 months - Adults	6	317	1.9%	37.0%	39.1%	51.0%
% of FP17s for Band 1 Urgent Courses	319	339	94.1%	10.9%	10.6%	9.0%
% of FP17s Relating to Free Repair or Replacements	0	339	0.0%	0.5%	0.5%	0.8%
% of FP17s Relating to Continuations	0	339	0.0%	0.7%	0.7%	0.9%
% of Patients satisfied with the dentistry they have received	0	0	N/A	90.9%	90.2%	93.2%
% of Patients satisfied with the time they had to wait for an appointment	0	0	N/A	82.1%	85.0%	88.3%

* This is based on patients treated on this contract for their most recent course of treatment. Figures in italics indicate the base number of FP17s or Patient Questionnaire responses are less than 100. N/A is shown where the base number of responses is less than 10 during the period. % is calculated as Quantity/Base number*100

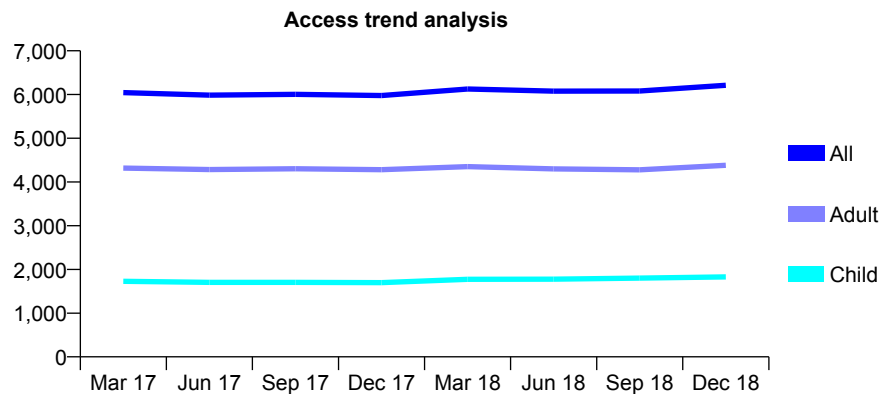
Q61 - Vital Signs At a Glance Contract Report for 136409/0001 - December 2018

Name or company name	High Barnet Dental Care
Contract type name	GDS Contract
Purpose of contract	General
Contract start date	01/08/2007
Contract end date	

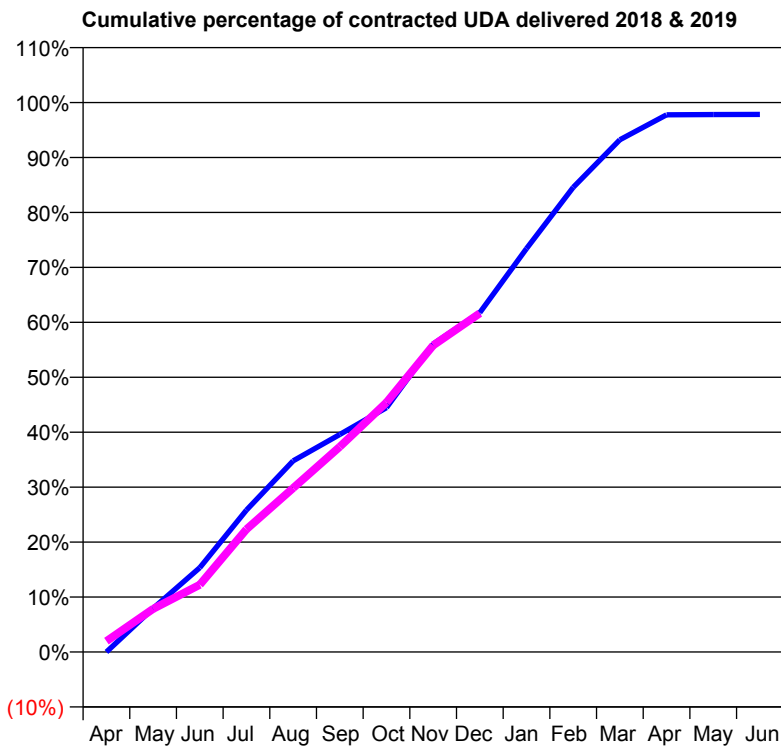
18/19 Contracted general activity (UDA)	16,426
Carry forward general activity (UDA)	317
18/19 Contracted orthodontic activity (UOA)	0
Carry forward orthodontic activity (UOA)	0
Baseline contract value	£474,587.97

ACCESS*

Patients seen in 24 months	Total	Change since previous quarter
Quarter ending December 2017	5,977	
Quarter ending March 2018	6,125	↑
Quarter ending June 2018	6,078	→
Quarter ending September 2018	6,080	→
Quarter ending December 2018	6,212	↑
Variance since December 2017	3.9%	↑



ACTIVITY



Month	Adjusted Scheduled Activity (UDA)	
	2018	2019
April	-0	327
May	1,307	1,289
June	2,521	2,011
July	4,243	3,668
August	5,713	4,901
September	6,505	6,137
October	7,303	7,460
November	9,206	9,166
December	10,145	10,125
January	12,059	
February	13,888	
March	15,311	
April	16,059	
May	16,065	
June	16,068	

QUALITY

	Quantity	Base Number	Contract	AT	Region	England
% of FP17s for the same patient ID Re-attending within 3 months - Children	139	1,915	7.3%	10.7%	11.8%	11.8%
% of FP17s for the same patient ID Re-attending within 3 months - Adults	518	3,697	14.0%	15.9%	16.7%	15.6%
% of FP17s for the same patient ID Re-attending between 3 & 9 months - Children	1,096	1,915	57.2%	44.8%	48.6%	58.8%
% of FP17s for the same patient ID Re-attending between 3 & 9 months - Adults	1,633	3,697	44.2%	37.0%	39.1%	51.0%
% of FP17s for Band 1 Urgent Courses	595	5,298	11.2%	10.9%	10.6%	9.0%
% of FP17s Relating to Free Repair or Replacements	23	5,298	0.4%	0.5%	0.5%	0.8%
% of FP17s Relating to Continuations	10	5,298	0.2%	0.7%	0.7%	0.9%
% of Patients satisfied with the dentistry they have received	1	2	N/A	90.9%	90.2%	93.2%
% of Patients satisfied with the time they had to wait for an appointment	2	2	N/A	82.1%	85.0%	88.3%

* This is based on patients treated on this contract for their most recent course of treatment. Figures in italics indicate the base number of FP17s or Patient Questionnaire responses are less than 100. N/A is shown where the base number of responses is less than 10 during the period. % is calculated as Quantity/Base number*100

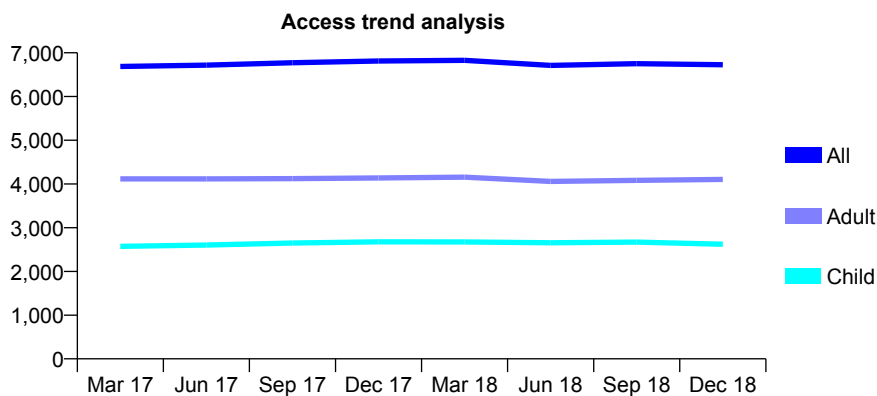
Q61 - Vital Signs At a Glance Contract Report for 136557/0001 - December 2018

Name or company name	S Cowley, R Ingham and J Angelo
Contract type name	GDS Contract
Purpose of contract	General
Contract start date	01/04/2011
Contract end date	

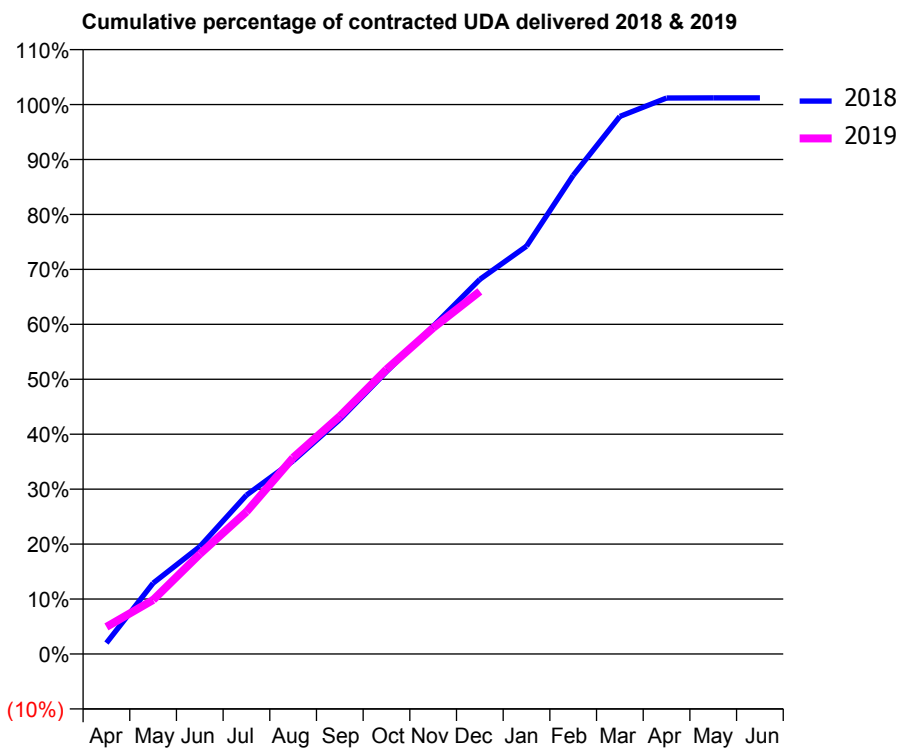
18/19 Contracted general activity (UDA)	21,193
Carry forward general activity (UDA)	-254
18/19 Contracted orthodontic activity (UOA)	0
Carry forward orthodontic activity (UOA)	0
Baseline contract value	£582,175.12

ACCESS*

Patients seen in 24 months	Total	Change since previous quarter
Quarter ending December 2017	6,813	
Quarter ending March 2018	6,829	→
Quarter ending June 2018	6,713	↓
Quarter ending September 2018	6,752	→
Quarter ending December 2018	6,728	→
Variance since December 2017	(1.2%)	↓



ACTIVITY



Month	Adjusted Scheduled Activity (UDA)	
	2018	2019
April	424	1,049
May	2,735	2,084
June	4,143	3,857
July	6,128	5,483
August	7,451	7,571
September	9,045	9,172
October	10,889	10,976
November	12,644	12,574
December	14,447	13,984
January	15,729	
February	18,460	
March	20,735	
April	21,443	
May	21,447	
June	21,447	

QUALITY

	Quantity	Base Number	Contract	AT	Region	England
% of FP17s for the same patient ID Re-attending within 3 months - Children	101	1,821	5.5%	10.7%	11.8%	11.8%
% of FP17s for the same patient ID Re-attending within 3 months - Adults	264	2,986	8.8%	15.9%	16.7%	15.6%
% of FP17s for the same patient ID Re-attending between 3 & 9 months - Children	667	1,821	36.6%	44.8%	48.6%	58.8%
% of FP17s for the same patient ID Re-attending between 3 & 9 months - Adults	959	2,986	32.1%	37.0%	39.1%	51.0%
% of FP17s for Band 1 Urgent Courses	412	4,607	8.9%	10.9%	10.6%	9.0%
% of FP17s Relating to Free Repair or Replacements	3	4,607	0.1%	0.5%	0.5%	0.8%
% of FP17s Relating to Continuations	21	4,607	0.5%	0.7%	0.7%	0.9%
% of Patients satisfied with the dentistry they have received	1	1	N/A	90.9%	90.2%	93.2%
% of Patients satisfied with the time they had to wait for an appointment	1	1	N/A	82.1%	85.0%	88.3%

* This is based on patients treated on this contract for their most recent course of treatment. Figures in italics indicate the base number of FP17s or Patient Questionnaire responses are less than 100. N/A is shown where the base number of responses is less than 10 during the period. % is calculated as Quantity/Base number*100

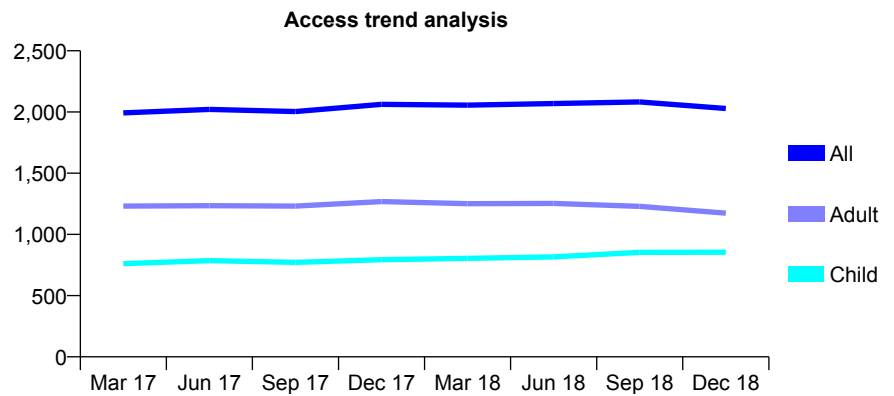
Q61 - Vital Signs At a Glance Contract Report for 137081/0001 - December 2018

Name or company name	Dental Living
Contract type name	GDS Contract
Purpose of contract	General
Contract start date	01/07/2009
Contract end date	

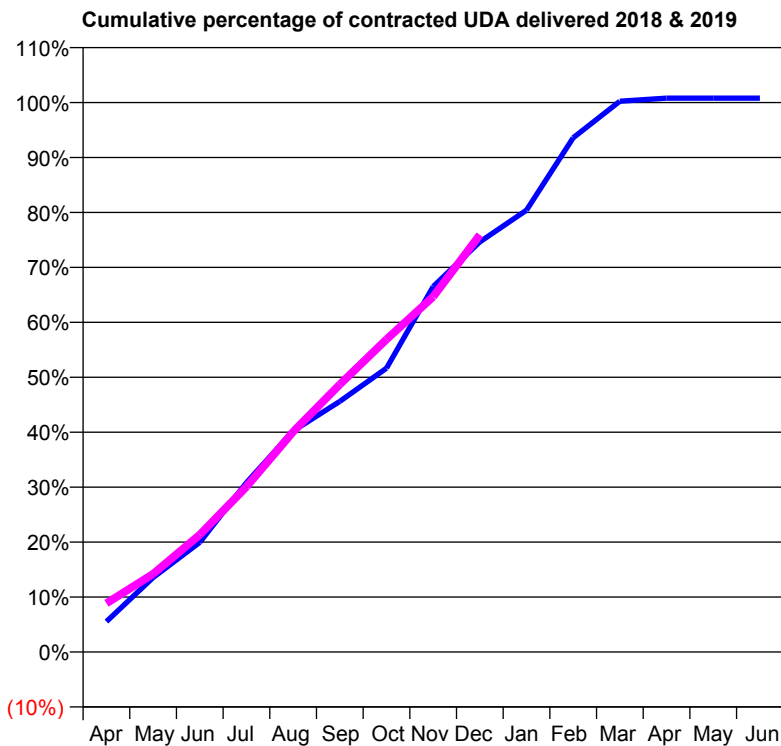
18/19 Contracted general activity (UDA)	4,301
Carry forward general activity (UDA)	-34
18/19 Contracted orthodontic activity (UOA)	0
Carry forward orthodontic activity (UOA)	0
Baseline contract value	£112,520.85

ACCESS*

Patients seen in 24 months	Total	Change since previous quarter
Quarter ending December 2017	2,063	
Quarter ending March 2018	2,056	→
Quarter ending June 2018	2,069	→
Quarter ending September 2018	2,082	→
Quarter ending December 2018	2,029	↓
Variance since December 2017	(1.6%)	↓



ACTIVITY



Adjusted Scheduled Activity (UDA)		
Month	2018	2019
April	239	381
May	583	612
June	858	918
July	1,326	1,294
August	1,730	1,724
September	1,961	2,094
October	2,221	2,447
November	2,861	2,781
December	3,210	3,265
January	3,458	
February	4,025	
March	4,312	
April	4,335	
May	4,335	
June	4,335	

QUALITY

	Quantity	Base Number	Contract	AT	Region	England
% of FP17s for the same patient ID Re-attending within 3 months - Children	67	737	9.1%	10.7%	11.8%	11.8%
% of FP17s for the same patient ID Re-attending within 3 months - Adults	160	850	18.8%	15.9%	16.7%	15.6%
% of FP17s for the same patient ID Re-attending between 3 & 9 months - Children	250	737	33.9%	44.8%	48.6%	58.8%
% of FP17s for the same patient ID Re-attending between 3 & 9 months - Adults	261	850	30.7%	37.0%	39.1%	51.0%
% of FP17s for Band 1 Urgent Courses	203	1,569	12.9%	10.9%	10.6%	9.0%
% of FP17s Relating to Free Repair or Replacements	2	1,569	0.1%	0.5%	0.5%	0.8%
% of FP17s Relating to Continuations	17	1,569	1.1%	0.7%	0.7%	0.9%
% of Patients satisfied with the dentistry they have received	1	1	N/A	90.9%	90.2%	93.2%
% of Patients satisfied with the time they had to wait for an appointment	0	1	N/A	82.1%	85.0%	88.3%

* This is based on patients treated on this contract for their most recent course of treatment. Figures in italics indicate the base number of FP17s or Patient Questionnaire responses are less than 100. N/A is shown where the base number of responses is less than 10 during the period. % is calculated as Quantity/Base number*100

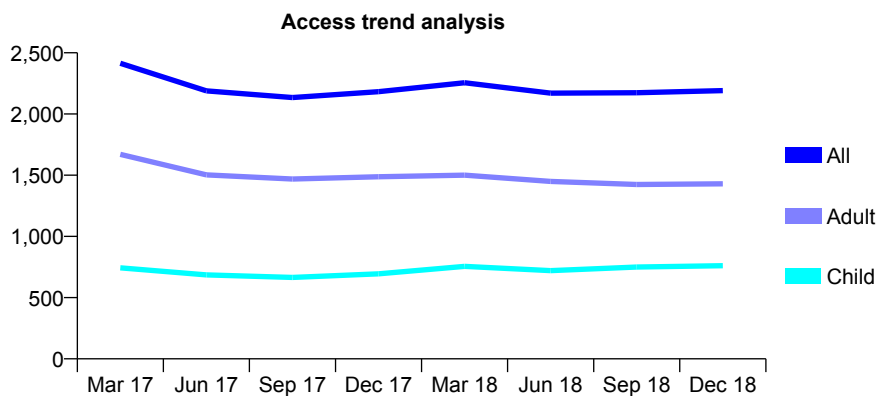
Q61 - Vital Signs At a Glance Contract Report for 137723/0001 - December 2018

Name or company name	Miss Chaudry & Dr M Siddique
Contract type name	GDS Contract
Purpose of contract	General
Contract start date	01/02/2012
Contract end date	

18/19 Contracted general activity (UDA)	6,879
Carry forward general activity (UDA)	-138
18/19 Contracted orthodontic activity (UOA)	0
Carry forward orthodontic activity (UOA)	0
Baseline contract value	£201,074.23

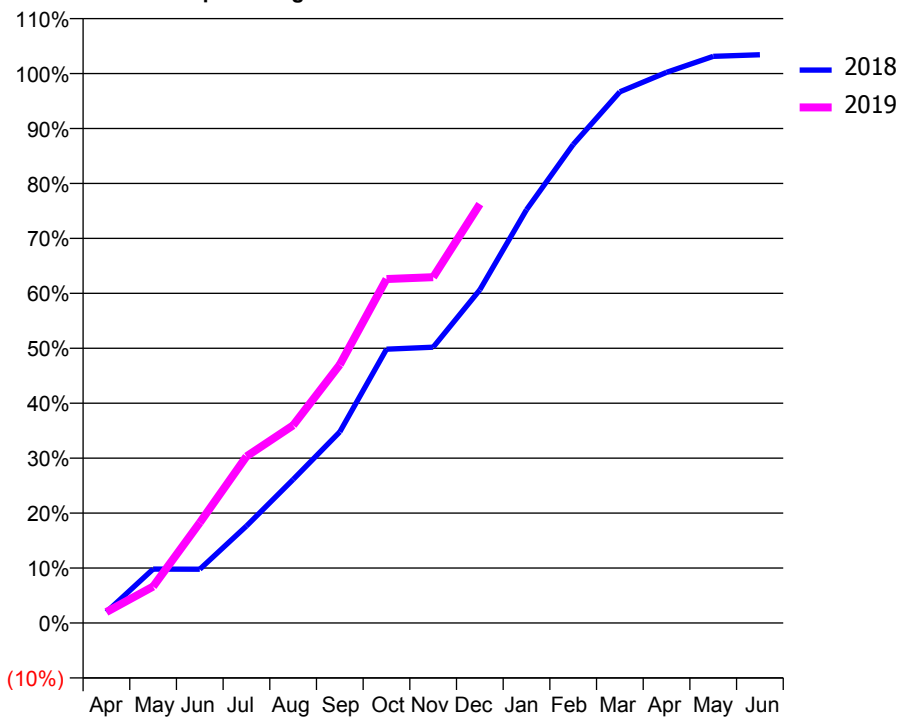
ACCESS*

Patients seen in 24 months	Total	Change since previous quarter
Quarter ending December 2017	2,182	
Quarter ending March 2018	2,255	↑
Quarter ending June 2018	2,170	↓
Quarter ending September 2018	2,174	→
Quarter ending December 2018	2,191	→
Variance since December 2017	0.4%	→



ACTIVITY

Cumulative percentage of contracted UDA delivered 2018 & 2019



Month	Adjusted Scheduled Activity (UDA)	
	2018	2019
April	138	138
May	675	456
June	674	1,256
July	1,214	2,086
August	1,797	2,475
September	2,393	3,235
October	3,428	4,306
November	3,453	4,330
December	4,170	5,244
January	5,174	
February	5,990	
March	6,650	
April	6,893	
May	7,093	
June	7,113	

QUALITY

	Quantity	Base Number	Contract	AT	Region	England
% of FP17s for the same patient ID Re-attending within 3 months - Children	71	654	10.9%	10.7%	11.8%	11.8%
% of FP17s for the same patient ID Re-attending within 3 months - Adults	135	1,008	13.4%	15.9%	16.7%	15.6%
% of FP17s for the same patient ID Re-attending between 3 & 9 months - Children	251	654	38.4%	44.8%	48.6%	58.8%
% of FP17s for the same patient ID Re-attending between 3 & 9 months - Adults	273	1,008	27.1%	37.0%	39.1%	51.0%
% of FP17s for Band 1 Urgent Courses	137	1,520	9.0%	10.9%	10.6%	9.0%
% of FP17s Relating to Free Repair or Replacements	5	1,520	0.3%	0.5%	0.5%	0.8%
% of FP17s Relating to Continuations	3	1,520	0.2%	0.7%	0.7%	0.9%
% of Patients satisfied with the dentistry they have received	1	1	N/A	90.9%	90.2%	93.2%
% of Patients satisfied with the time they had to wait for an appointment	1	1	N/A	82.1%	85.0%	88.3%

* This is based on patients treated on this contract for their most recent course of treatment. Figures in italics indicate the base number of FP17s or Patient Questionnaire responses are less than 100. N/A is shown where the base number of responses is less than 10 during the period. % is calculated as Quantity/Base number*100

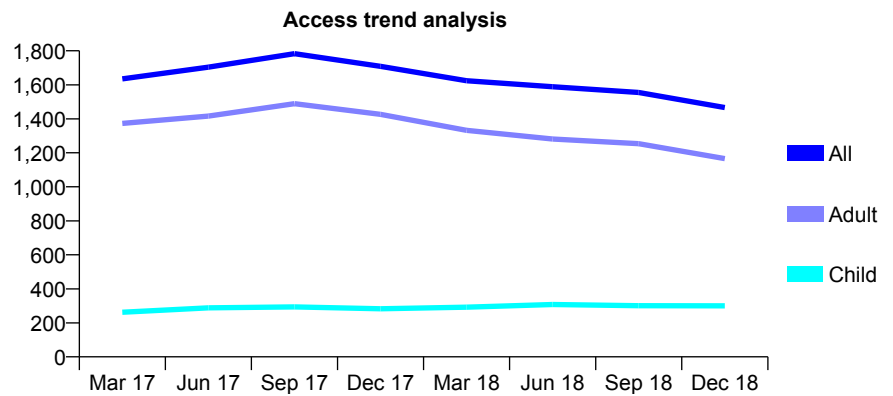
Q61 - Vital Signs At a Glance Contract Report for 137871/0001 - December 2018

Name or company name	Harpinder Dhamu and Geo Vellappany Mat
Contract type name	Pilot Contract
Purpose of contract	General
Contract start date	01/05/2014
Contract end date	

18/19 Contracted general activity (UDA)	3,252
Carry forward general activity (UDA)	0
18/19 Contracted orthodontic activity (UOA)	0
Carry forward orthodontic activity (UOA)	0
Baseline contract value	£175,797.51

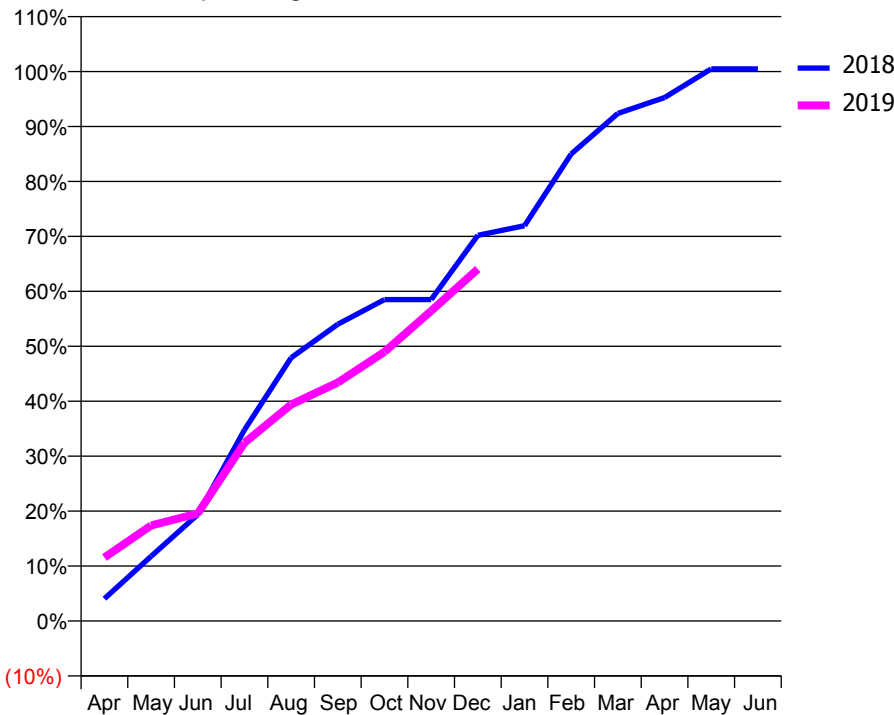
ACCESS*

Patients seen in 24 months	Total	Change since previous quarter
Quarter ending December 2017	1,709	
Quarter ending March 2018	1,624	↓
Quarter ending June 2018	1,589	↓
Quarter ending September 2018	1,555	↓
Quarter ending December 2018	1,466	↓
Variance since December 2017	(14.2%)	↓



ACTIVITY

Cumulative percentage of contracted UDA delivered 2018 & 2019



Month	Adjusted Scheduled Activity (UDA)	
	2018	2019
April	132	376
May	383	565
June	630	637
July	1,132	1,055
August	1,558	1,281
September	1,756	1,411
October	1,903	1,593
November	1,903	1,835
December	2,283	2,083
January	2,340	
February	2,764	
March	3,004	
April	3,098	
May	3,267	
June	3,267	

QUALITY

	Quantity	Base Number	Contract	AT	Region	England
% of FP17s for the same patient ID Re-attending within 3 months - Children	7	224	3.1%	10.7%	11.8%	11.8%
% of FP17s for the same patient ID Re-attending within 3 months - Adults	141	718	19.6%	15.9%	16.7%	15.6%
% of FP17s for the same patient ID Re-attending between 3 & 9 months - Children	79	224	35.3%	44.8%	48.6%	58.8%
% of FP17s for the same patient ID Re-attending between 3 & 9 months - Adults	160	718	22.3%	37.0%	39.1%	51.0%
% of FP17s for Band 1 Urgent Courses	151	807	18.7%	10.9%	10.6%	9.0%
% of FP17s Relating to Free Repair or Replacements	7	807	0.9%	0.5%	0.5%	0.8%
% of FP17s Relating to Continuations	1	807	0.1%	0.7%	0.7%	0.9%
% of Patients satisfied with the dentistry they have received	0	0	N/A	90.9%	90.2%	93.2%
% of Patients satisfied with the time they had to wait for an appointment	0	0	N/A	82.1%	85.0%	88.3%

* This is based on patients treated on this contract for their most recent course of treatment. Figures in italics indicate the base number of FP17s or Patient Questionnaire responses are less than 100. N/A is shown where the base number of responses is less than 10 during the period. % is calculated as Quantity/Base number*100

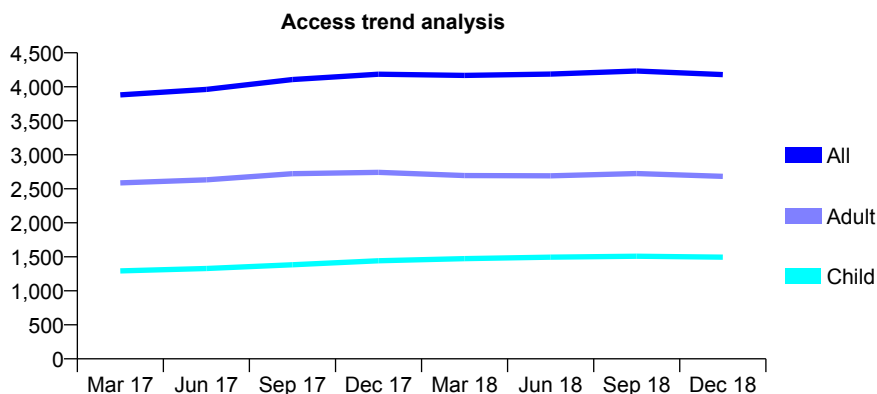
Q61 - Vital Signs At a Glance Contract Report for 137901/0001 - December 2018

Name or company name	Smiles Dental Care Limited
Contract type name	GDS Contract
Purpose of contract	General
Contract start date	01/04/2014
Contract end date	

18/19 Contracted general activity (UDA)	7,500
Carry forward general activity (UDA)	-86
18/19 Contracted orthodontic activity (UOA)	0
Carry forward orthodontic activity (UOA)	0
Baseline contract value	£211,033.97

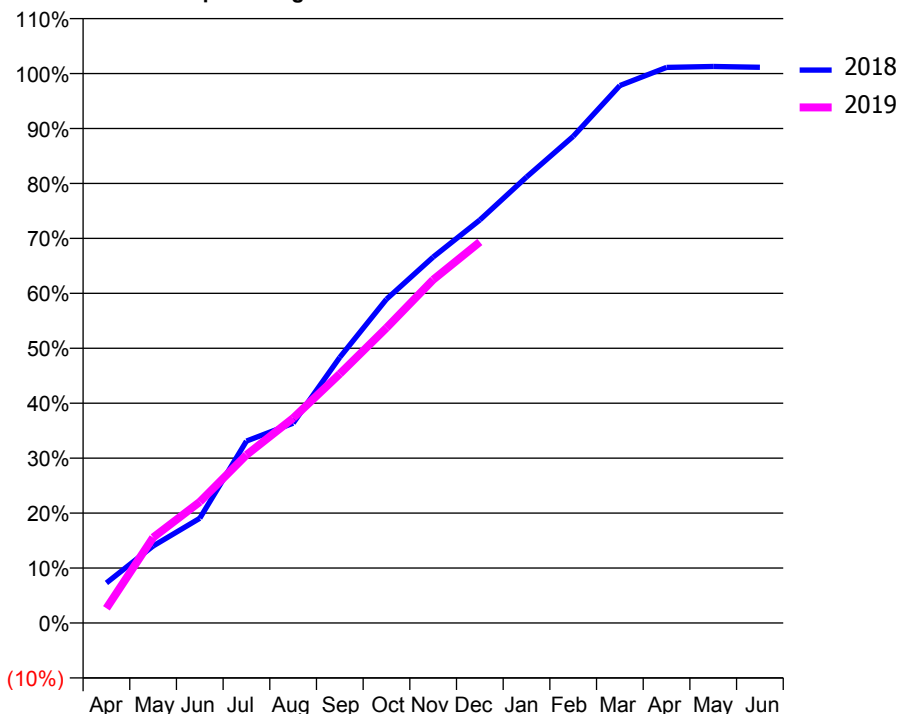
ACCESS*

Patients seen in 24 months	Total	Change since previous quarter
Quarter ending December 2017	4,185	
Quarter ending March 2018	4,168	→
Quarter ending June 2018	4,188	→
Quarter ending September 2018	4,232	→
Quarter ending December 2018	4,179	↓
Variance since December 2017	(0.1%)	→



ACTIVITY

Cumulative percentage of contracted UDA delivered 2018 & 2019



Month	Adjusted Scheduled Activity (UDA)	
	2018	2019
April	547	202
May	1,052	1,168
June	1,429	1,653
July	2,483	2,293
August	2,726	2,797
September	3,627	3,401
October	4,420	4,029
November	4,996	4,685
December	5,500	5,201
January	6,086	
February	6,642	
March	7,336	
April	7,583	
May	7,596	
June	7,586	

QUALITY

	Quantity	Base Number	Contract	AT	Region	England
% of FP17s for the same patient ID Re-attending within 3 months - Children	40	1,499	2.7%	10.7%	11.8%	11.8%
% of FP17s for the same patient ID Re-attending within 3 months - Adults	111	1,947	5.7%	15.9%	16.7%	15.6%
% of FP17s for the same patient ID Re-attending between 3 & 9 months - Children	914	1,499	61.0%	44.8%	48.6%	58.8%
% of FP17s for the same patient ID Re-attending between 3 & 9 months - Adults	856	1,947	44.0%	37.0%	39.1%	51.0%
% of FP17s for Band 1 Urgent Courses	184	2,902	6.3%	10.9%	10.6%	9.0%
% of FP17s Relating to Free Repair or Replacements	10	2,902	0.3%	0.5%	0.5%	0.8%
% of FP17s Relating to Continuations	4	2,902	0.1%	0.7%	0.7%	0.9%
% of Patients satisfied with the dentistry they have received	2	2	N/A	90.9%	90.2%	93.2%
% of Patients satisfied with the time they had to wait for an appointment	2	2	N/A	82.1%	85.0%	88.3%

* This is based on patients treated on this contract for their most recent course of treatment. Figures in italics indicate the base number of FP17s or Patient Questionnaire responses are less than 100. N/A is shown where the base number of responses is less than 10 during the period. % is calculated as Quantity/Base number*100

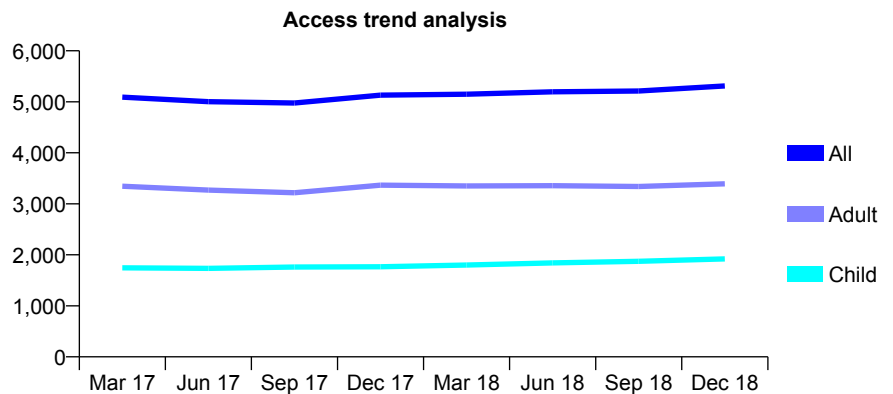
Q61 - Vital Signs At a Glance Contract Report for 138037/0001 - December 2018

Name or company name	Mr Punit Shah, Mrs Priya Punit Shah
Contract type name	GDS Contract
Purpose of contract	General
Contract start date	10/02/2014
Contract end date	

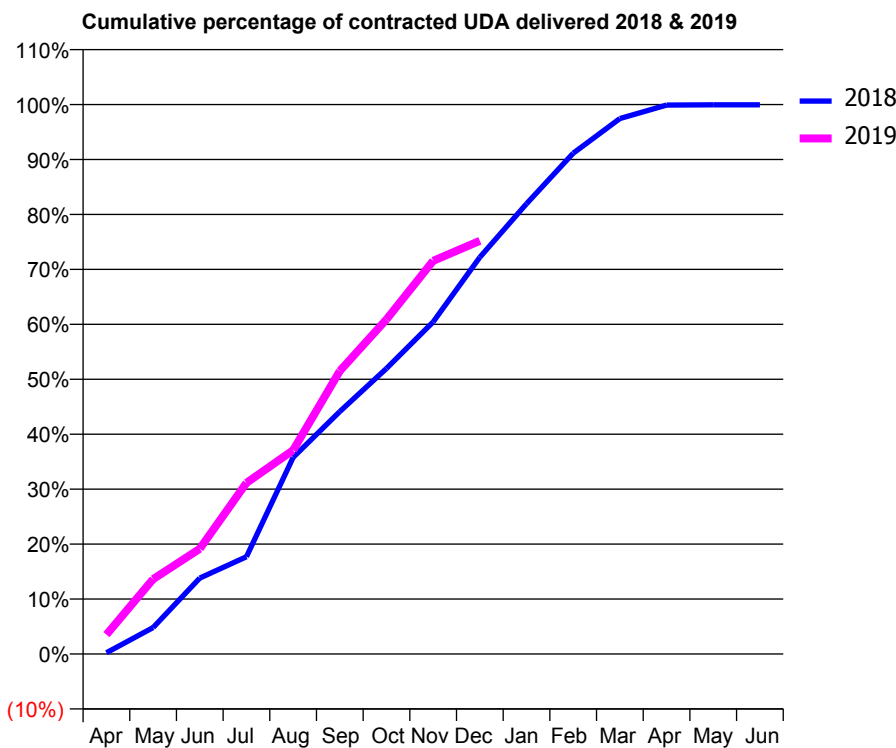
18/19 Contracted general activity (UDA)	7,567
Carry forward general activity (UDA)	4
18/19 Contracted orthodontic activity (UOA)	0
Carry forward orthodontic activity (UOA)	0
Baseline contract value	£231,276.37

ACCESS*

Patients seen in 24 months	Total	Change since previous quarter
Quarter ending December 2017	5,131	
Quarter ending March 2018	5,149	→
Quarter ending June 2018	5,197	→
Quarter ending September 2018	5,213	→
Quarter ending December 2018	5,311	→
Variance since December 2017	3.5%	↑



ACTIVITY



Month	Adjusted Scheduled Activity (UDA)	
	2018	2019
April	18	267
May	365	1,031
June	1,047	1,450
July	1,339	2,356
August	2,707	2,806
September	3,338	3,897
October	3,933	4,608
November	4,574	5,415
December	5,463	5,690
January	6,200	
February	6,896	
March	7,374	
April	7,559	
May	7,563	
June	7,563	

QUALITY

	Quantity	Base Number	Contract	AT	Region	England
% of FP17s for the same patient ID Re-attending within 3 months - Children	101	1,586	6.4%	10.7%	11.8%	11.8%
% of FP17s for the same patient ID Re-attending within 3 months - Adults	237	2,171	10.9%	15.9%	16.7%	15.6%
% of FP17s for the same patient ID Re-attending between 3 & 9 months - Children	599	1,586	37.8%	44.8%	48.6%	58.8%
% of FP17s for the same patient ID Re-attending between 3 & 9 months - Adults	462	2,171	21.3%	37.0%	39.1%	51.0%
% of FP17s for Band 1 Urgent Courses	292	3,161	9.2%	10.9%	10.6%	9.0%
% of FP17s Relating to Free Repair or Replacements	13	3,161	0.4%	0.5%	0.5%	0.8%
% of FP17s Relating to Continuations	35	3,161	1.1%	0.7%	0.7%	0.9%
% of Patients satisfied with the dentistry they have received	1	1	N/A	90.9%	90.2%	93.2%
% of Patients satisfied with the time they had to wait for an appointment	1	1	N/A	82.1%	85.0%	88.3%

* This is based on patients treated on this contract for their most recent course of treatment. Figures in italics indicate the base number of FP17s or Patient Questionnaire responses are less than 100. N/A is shown where the base number of responses is less than 10 during the period. % is calculated as Quantity/Base number*100

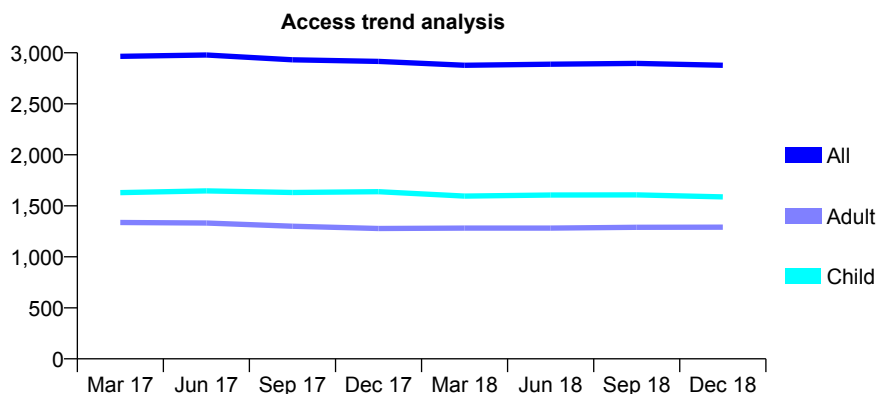
Q61 - Vital Signs At a Glance Contract Report for 139262/0001 - December 2018

Name or company name	St Johns Dental Practice Limited
Contract type name	GDS Contract
Purpose of contract	General
Contract start date	01/12/2011
Contract end date	

18/19 Contracted general activity (UDA)	7,247
Carry forward general activity (UDA)	100
18/19 Contracted orthodontic activity (UOA)	0
Carry forward orthodontic activity (UOA)	0
Baseline contract value	£162,802.76

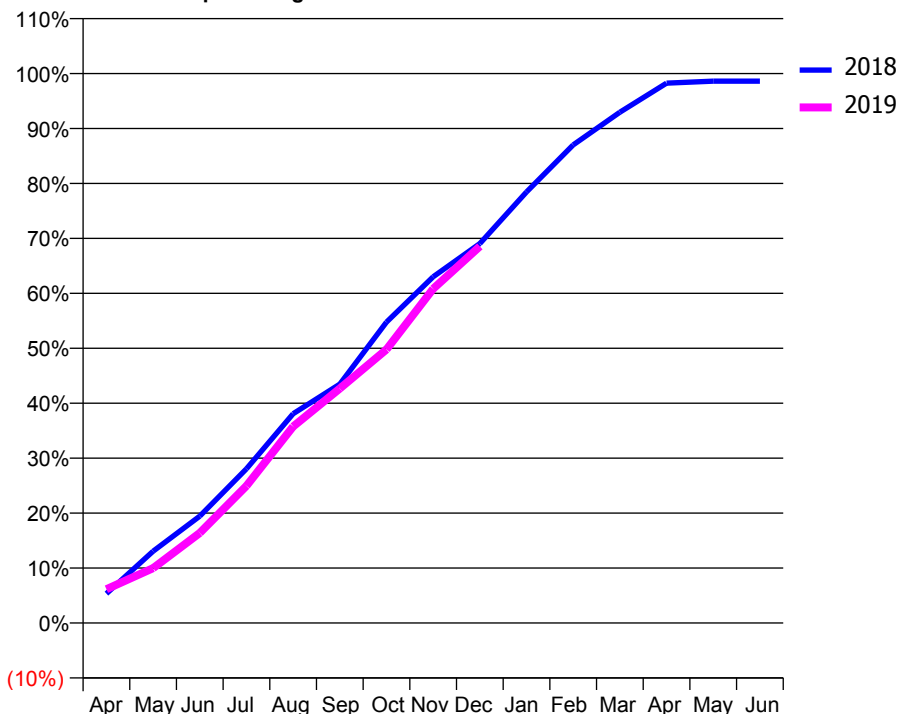
ACCESS*

Patients seen in 24 months	Total	Change since previous quarter
Quarter ending December 2017	2,916	
Quarter ending March 2018	2,878	↓
Quarter ending June 2018	2,888	→
Quarter ending September 2018	2,896	→
Quarter ending December 2018	2,878	→
Variance since December 2017	(1.3%)	↓



ACTIVITY

Cumulative percentage of contracted UDA delivered 2018 & 2019



Month	Adjusted Scheduled Activity (UDA)	
	2018	2019
April	388	445
May	947	724
June	1,409	1,187
July	2,034	1,809
August	2,761	2,592
September	3,150	3,092
October	3,968	3,609
November	4,567	4,408
December	5,004	4,968
January	5,685	
February	6,305	
March	6,736	
April	7,120	
May	7,147	
June	7,147	

QUALITY

	Quantity	Base Number	Contract	AT	Region	England
% of FP17s for the same patient ID Re-attending within 3 months - Children	174	2,099	8.3%	10.7%	11.8%	11.8%
% of FP17s for the same patient ID Re-attending within 3 months - Adults	187	1,410	13.3%	15.9%	16.7%	15.6%
% of FP17s for the same patient ID Re-attending between 3 & 9 months - Children	1,458	2,099	69.5%	44.8%	48.6%	58.8%
% of FP17s for the same patient ID Re-attending between 3 & 9 months - Adults	890	1,410	63.1%	37.0%	39.1%	51.0%
% of FP17s for Band 1 Urgent Courses	139	3,277	4.2%	10.9%	10.6%	9.0%
% of FP17s Relating to Free Repair or Replacements	5	3,277	0.2%	0.5%	0.5%	0.8%
% of FP17s Relating to Continuations	2	3,277	0.1%	0.7%	0.7%	0.9%
% of Patients satisfied with the dentistry they have received	0	0	N/A	90.9%	90.2%	93.2%
% of Patients satisfied with the time they had to wait for an appointment	0	0	N/A	82.1%	85.0%	88.3%

* This is based on patients treated on this contract for their most recent course of treatment. Figures in italics indicate the base number of FP17s or Patient Questionnaire responses are less than 100. N/A is shown where the base number of responses is less than 10 during the period. % is calculated as Quantity/Base number*100

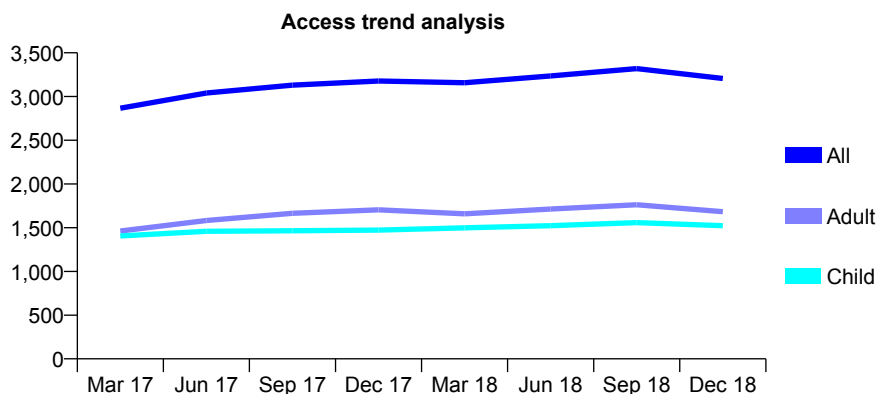
Q61 - Vital Signs At a Glance Contract Report for 140252/0001 - December 2018

Name or company name	Mrs S Talwar & Dr R Khera
Contract type name	GDS Contract
Purpose of contract	General and Orthodontic
Contract start date	10/01/2009
Contract end date	

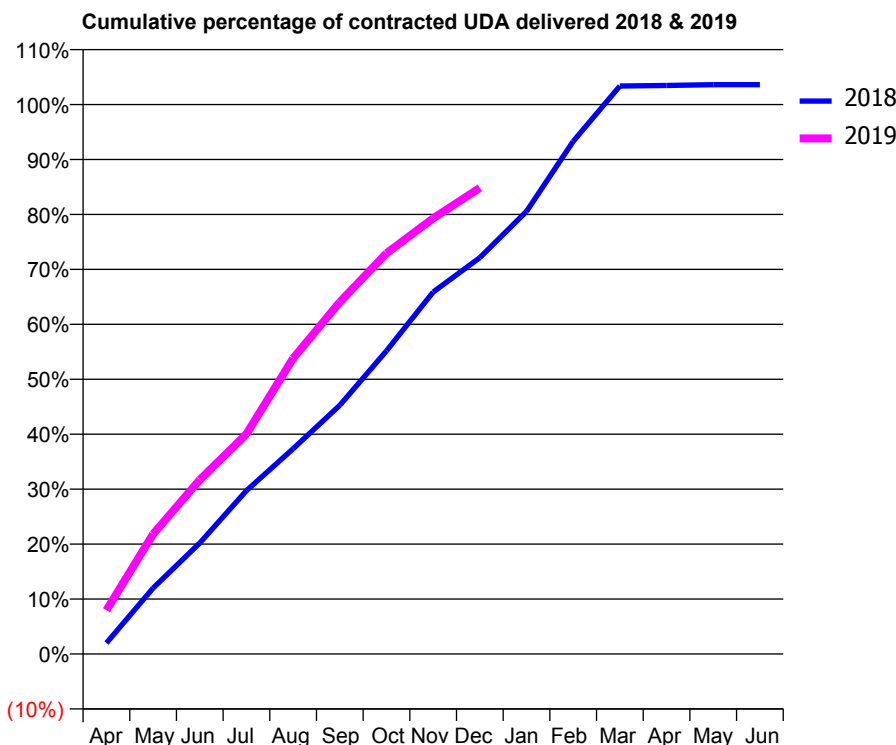
18/19 Contracted general activity (UDA)	3,745
Carry forward general activity (UDA)	-75
18/19 Contracted orthodontic activity (UOA)	2,645
Carry forward orthodontic activity (UOA)	-3
Baseline contract value	£277,501.70

ACCESS*

Patients seen in 24 months	Total	Change since previous quarter
Quarter ending December 2017	3,177	
Quarter ending March 2018	3,158	→
Quarter ending June 2018	3,236	↑
Quarter ending September 2018	3,320	↑
Quarter ending December 2018	3,206	↓
Variance since December 2017	0.9%	→



ACTIVITY



Month	Adjusted Scheduled Activity (UDA)	
	2018	2019
April	75	299
May	449	818
June	757	1,188
July	1,114	1,500
August	1,399	2,015
September	1,696	2,398
October	2,067	2,732
November	2,467	2,969
December	2,701	3,176
January	3,016	
February	3,494	
March	3,871	
April	3,875	
May	3,880	
June	3,880	

QUALITY

	Quantity	Base Number	Contract	AT	Region	England
% of FP17s for the same patient ID Re-attending within 3 months - Children	143	1,432	10.0%	10.7%	11.8%	11.8%
% of FP17s for the same patient ID Re-attending within 3 months - Adults	137	982	14.0%	15.9%	16.7%	15.6%
% of FP17s for the same patient ID Re-attending between 3 & 9 months - Children	437	1,432	30.5%	44.8%	48.6%	58.8%
% of FP17s for the same patient ID Re-attending between 3 & 9 months - Adults	277	982	28.2%	37.0%	39.1%	51.0%
% of FP17s for Band 1 Urgent Courses	157	1,568	10.0%	10.9%	10.6%	9.0%
% of FP17s Relating to Free Repair or Replacements	0	1,568	0.0%	0.5%	0.5%	0.8%
% of FP17s Relating to Continuations	22	1,568	1.4%	0.7%	0.7%	0.9%
% of Patients satisfied with the dentistry they have received	0	0	N/A	90.9%	90.2%	93.2%
% of Patients satisfied with the time they had to wait for an appointment	0	0	N/A	82.1%	85.0%	88.3%

* This is based on patients treated on this contract for their most recent course of treatment. Figures in italics indicate the base number of FP17s or Patient Questionnaire responses are less than 100. N/A is shown where the base number of responses is less than 10 during the period. % is calculated as Quantity/Base number*100

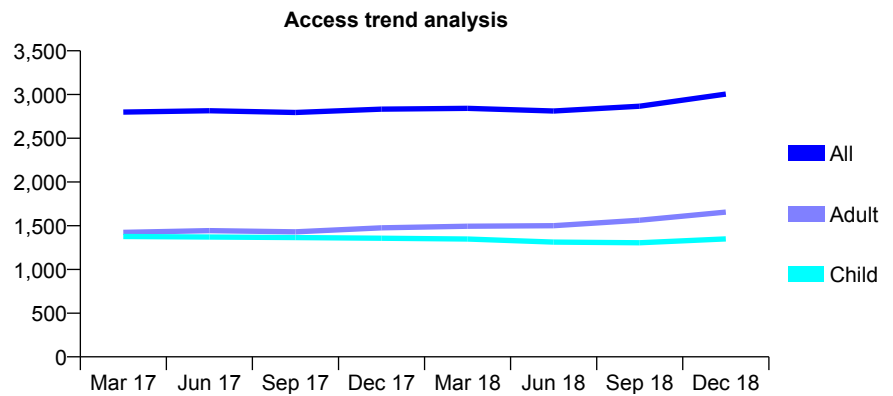
Q61 - Vital Signs At a Glance Contract Report for 140473/0001 - December 2018

Name or company name	Barnet Smiles Dental Care Limited
Contract type name	GDS Contract
Purpose of contract	General
Contract start date	01/04/2014
Contract end date	

18/19 Contracted general activity (UDA)	7,560
Carry forward general activity (UDA)	93
18/19 Contracted orthodontic activity (UOA)	0
Carry forward orthodontic activity (UOA)	0
Baseline contract value	£192,486.57

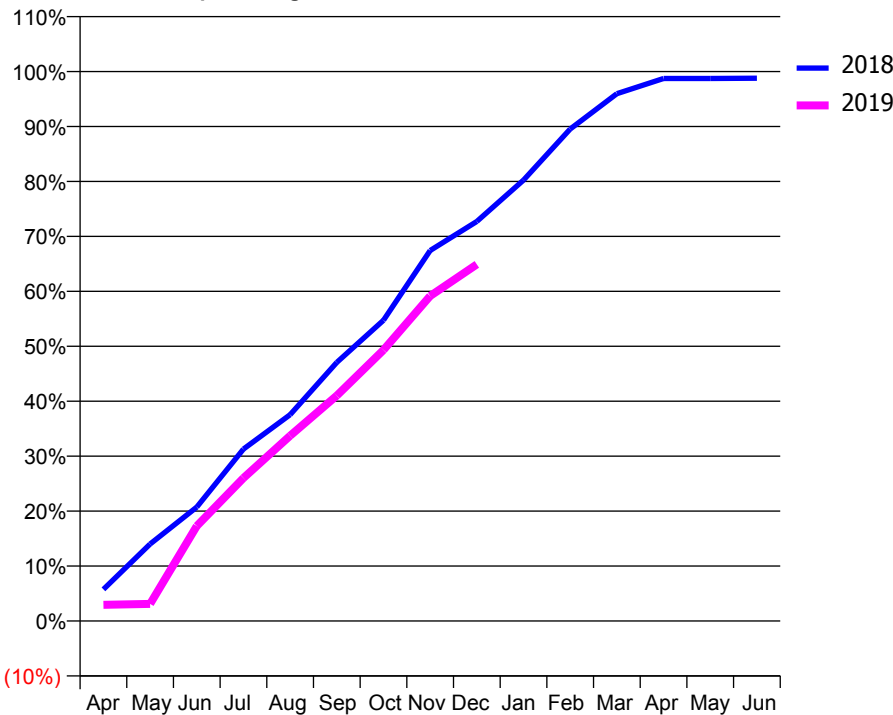
ACCESS*

Patients seen in 24 months	Total	Change since previous quarter
Quarter ending December 2017	2,833	
Quarter ending March 2018	2,842	→
Quarter ending June 2018	2,812	↓
Quarter ending September 2018	2,867	→
Quarter ending December 2018	3,005	↑
Variance since December 2017	6.1%	↑



ACTIVITY

Cumulative percentage of contracted UDA delivered 2018 & 2019



Adjusted Scheduled Activity (UDA)		
Month	2018	2019
April	436	222
May	1,059	235
June	1,567	1,307
July	2,366	1,967
August	2,840	2,550
September	3,558	3,101
October	4,139	3,728
November	5,098	4,472
December	5,498	4,906
January	6,065	
February	6,769	
March	7,255	
April	7,464	
May	7,464	
June	7,467	

QUALITY

	Quantity	Base Number	Contract	AT	Region	England
% of FP17s for the same patient ID Re-attending within 3 months - Children	94	1,442	6.5%	10.7%	11.8%	11.8%
% of FP17s for the same patient ID Re-attending within 3 months - Adults	273	1,594	17.1%	15.9%	16.7%	15.6%
% of FP17s for the same patient ID Re-attending between 3 & 9 months - Children	866	1,442	60.1%	44.8%	48.6%	58.8%
% of FP17s for the same patient ID Re-attending between 3 & 9 months - Adults	715	1,594	44.9%	37.0%	39.1%	51.0%
% of FP17s for Band 1 Urgent Courses	229	2,925	7.8%	10.9%	10.6%	9.0%
% of FP17s Relating to Free Repair or Replacements	39	2,925	1.3%	0.5%	0.5%	0.8%
% of FP17s Relating to Continuations	5	2,925	0.2%	0.7%	0.7%	0.9%
% of Patients satisfied with the dentistry they have received	2	2	N/A	90.9%	90.2%	93.2%
% of Patients satisfied with the time they had to wait for an appointment	2	2	N/A	82.1%	85.0%	88.3%

* This is based on patients treated on this contract for their most recent course of treatment. Figures in italics indicate the base number of FP17s or Patient Questionnaire responses are less than 100. N/A is shown where the base number of responses is less than 10 during the period. % is calculated as Quantity/Base number*100

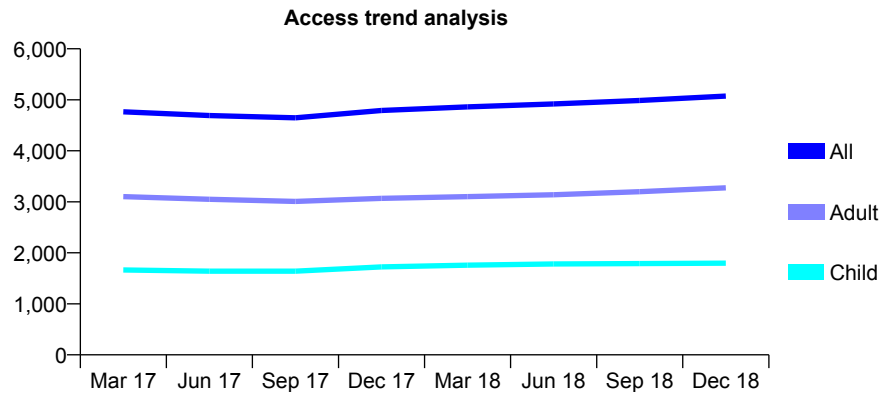
Q61 - Vital Signs At a Glance Contract Report for 140740/0001 - December 2018

Name or company name	Mr S Atkar
Contract type name	GDS Contract
Purpose of contract	General
Contract start date	01/09/2012
Contract end date	

18/19 Contracted general activity (UDA)	13,433
Carry forward general activity (UDA)	167
18/19 Contracted orthodontic activity (UOA)	0
Carry forward orthodontic activity (UOA)	0
Baseline contract value	£412,827.52

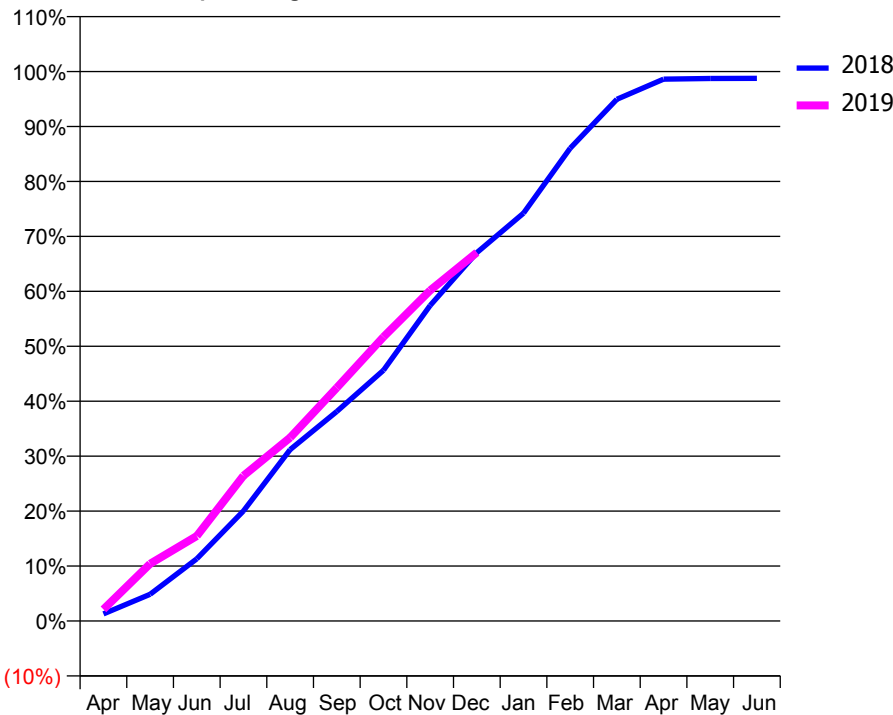
ACCESS*

Patients seen in 24 months	Total	Change since previous quarter
Quarter ending December 2017	4,792	
Quarter ending March 2018	4,862	→
Quarter ending June 2018	4,920	→
Quarter ending September 2018	4,988	→
Quarter ending December 2018	5,072	→
Variance since December 2017	5.8%	↑



ACTIVITY

Cumulative percentage of contracted UDA delivered 2018 & 2019



Month	Adjusted Scheduled Activity (UDA)	
	2018	2019
April	175	284
May	653	1,402
June	1,521	2,079
July	2,691	3,551
August	4,190	4,485
September	5,124	5,702
October	6,131	6,943
November	7,715	8,084
December	9,006	9,007
January	9,969	
February	11,558	
March	12,754	
April	13,246	
May	13,262	
June	13,266	

QUALITY

	Quantity	Base Number	Contract	AT	Region	England
% of FP17s for the same patient ID Re-attending within 3 months - Children	141	1,957	7.2%	10.7%	11.8%	11.8%
% of FP17s for the same patient ID Re-attending within 3 months - Adults	388	3,258	11.9%	15.9%	16.7%	15.6%
% of FP17s for the same patient ID Re-attending between 3 & 9 months - Children	1,157	1,957	59.1%	44.8%	48.6%	58.8%
% of FP17s for the same patient ID Re-attending between 3 & 9 months - Adults	1,760	3,258	54.0%	37.0%	39.1%	51.0%
% of FP17s for Band 1 Urgent Courses	232	4,378	5.3%	10.9%	10.6%	9.0%
% of FP17s Relating to Free Repair or Replacements	14	4,378	0.3%	0.5%	0.5%	0.8%
% of FP17s Relating to Continuations	13	4,378	0.3%	0.7%	0.7%	0.9%
% of Patients satisfied with the dentistry they have received	3	3	N/A	90.9%	90.2%	93.2%
% of Patients satisfied with the time they had to wait for an appointment	3	3	N/A	82.1%	85.0%	88.3%

* This is based on patients treated on this contract for their most recent course of treatment. Figures in italics indicate the base number of FP17s or Patient Questionnaire responses are less than 100. N/A is shown where the base number of responses is less than 10 during the period. % is calculated as Quantity/Base number*100

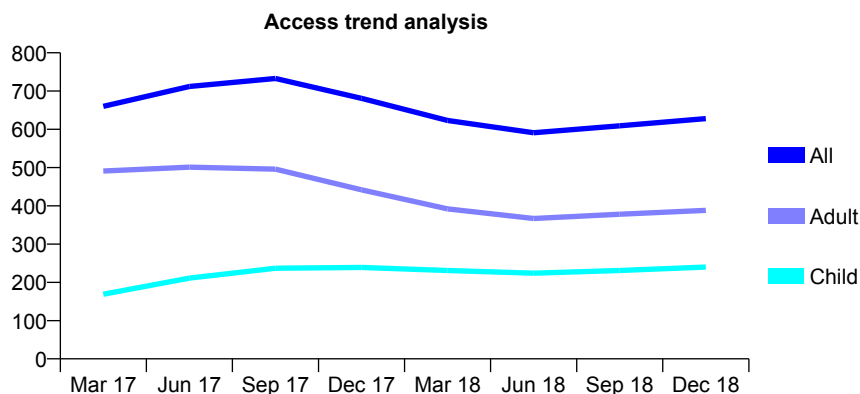
Q61 - Vital Signs At a Glance Contract Report for 141798/0001 - December 2018

Name or company name	Noorani, Noorani
Contract type name	GDS Contract
Purpose of contract	General
Contract start date	01/07/2015
Contract end date	

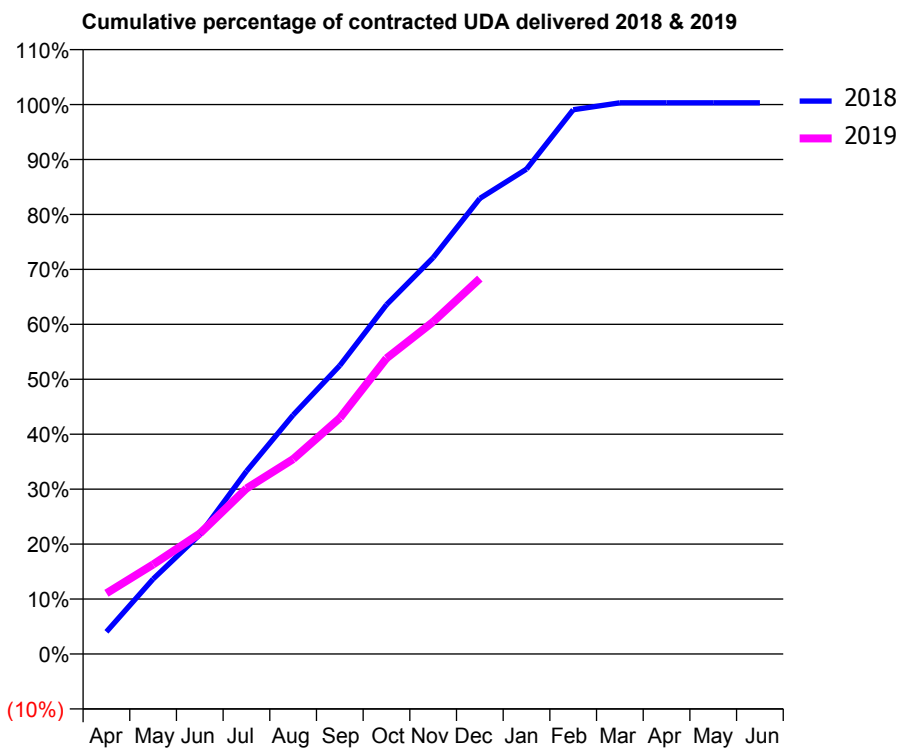
18/19 Contracted general activity (UDA)	2,074
Carry forward general activity (UDA)	-7
18/19 Contracted orthodontic activity (UOA)	0
Carry forward orthodontic activity (UOA)	0
Baseline contract value	£50,942.43

ACCESS*

Patients seen in 24 months	Total	Change since previous quarter
Quarter ending December 2017	681	
Quarter ending March 2018	623	↓
Quarter ending June 2018	591	↓
Quarter ending September 2018	609	↑
Quarter ending December 2018	628	↑
Variance since December 2017	(7.8%)	↓



ACTIVITY



Month	Adjusted Scheduled Activity (UDA)	
	2018	2019
April	84	229
May	283	338
June	451	455
July	690	625
August	902	736
September	1,089	890
October	1,319	1,116
November	1,496	1,254
December	1,719	1,417
January	1,830	
February	2,054	
March	2,081	
April	2,081	
May	2,081	
June	2,081	

QUALITY

	Quantity	Base Number	Contract	AT	Region	England
% of FP17s for the same patient ID Re-attending within 3 months - Children	20	236	8.5%	10.7%	11.8%	11.8%
% of FP17s for the same patient ID Re-attending within 3 months - Adults	52	344	15.1%	15.9%	16.7%	15.6%
% of FP17s for the same patient ID Re-attending between 3 & 9 months - Children	111	236	47.0%	44.8%	48.6%	58.8%
% of FP17s for the same patient ID Re-attending between 3 & 9 months - Adults	151	344	43.9%	37.0%	39.1%	51.0%
% of FP17s for Band 1 Urgent Courses	56	580	9.7%	10.9%	10.6%	9.0%
% of FP17s Relating to Free Repair or Replacements	0	580	0.0%	0.5%	0.5%	0.8%
% of FP17s Relating to Continuations	3	580	0.5%	0.7%	0.7%	0.9%
% of Patients satisfied with the dentistry they have received	0	0	N/A	90.9%	90.2%	93.2%
% of Patients satisfied with the time they had to wait for an appointment	0	0	N/A	82.1%	85.0%	88.3%

* This is based on patients treated on this contract for their most recent course of treatment. Figures in italics indicate the base number of FP17s or Patient Questionnaire responses are less than 100. N/A is shown where the base number of responses is less than 10 during the period. % is calculated as Quantity/Base number*100

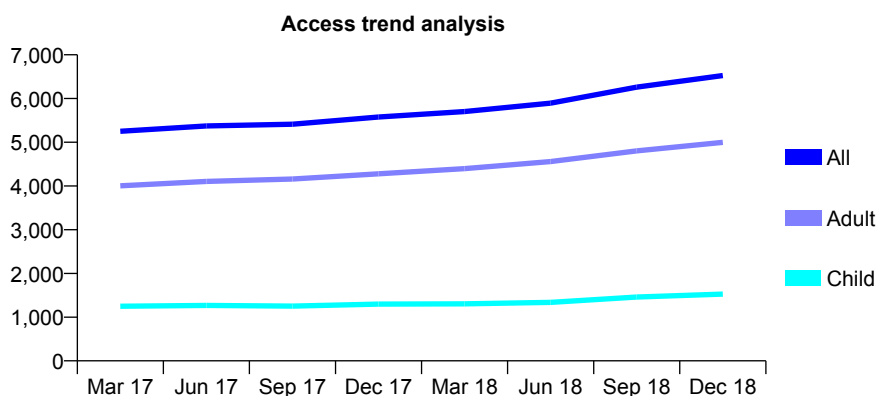
Q61 - Vital Signs At a Glance Contract Report for 142794/0001 - December 2018

Name or company name	Ace Dental
Contract type name	GDS Contract
Purpose of contract	General
Contract start date	01/04/2010
Contract end date	

18/19 Contracted general activity (UDA)	16,340
Carry forward general activity (UDA)	290
18/19 Contracted orthodontic activity (UOA)	0
Carry forward orthodontic activity (UOA)	0
Baseline contract value	£456,093.52

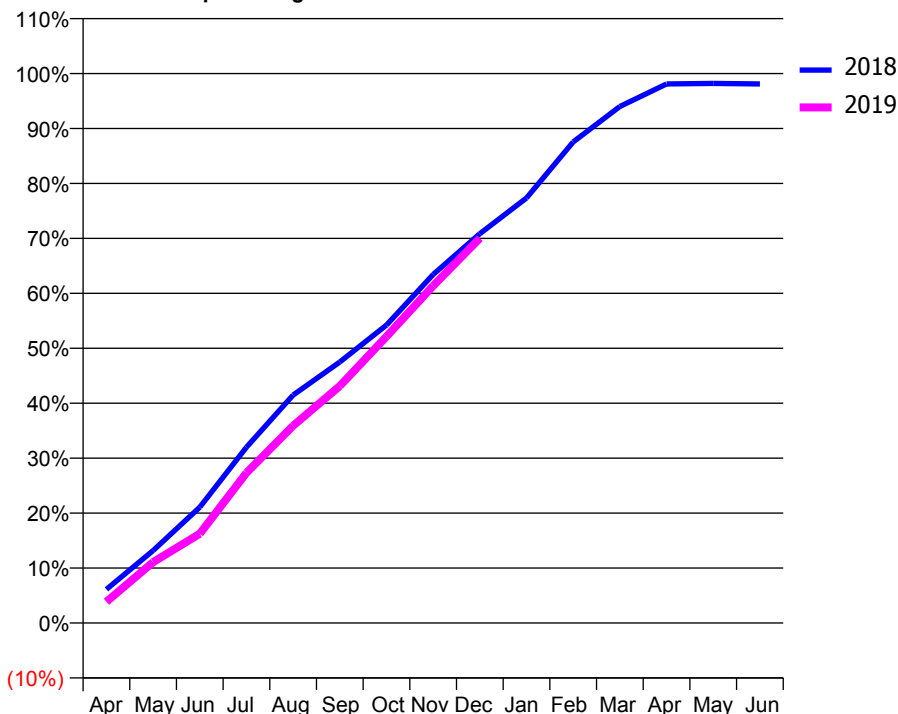
ACCESS*

Patients seen in 24 months	Total	Change since previous quarter
Quarter ending December 2017	5,577	
Quarter ending March 2018	5,702	↑
Quarter ending June 2018	5,895	↑
Quarter ending September 2018	6,260	↑
Quarter ending December 2018	6,526	↑
Variance since December 2017	17.0%	↑



ACTIVITY

Cumulative percentage of contracted UDA delivered 2018 & 2019



Month	Adjusted Scheduled Activity (UDA)	
	2018	2019
April	942	631
May	2,023	1,809
June	3,232	2,655
July	4,909	4,467
August	6,364	5,868
September	7,287	7,049
October	8,320	8,520
November	9,731	10,025
December	10,868	11,441
January	11,866	
February	13,429	
March	14,420	
April	15,047	
May	15,062	
June	15,050	

QUALITY

	Quantity	Base Number	Contract	AT	Region	England
% of FP17s for the same patient ID Re-attending within 3 months - Children	88	1,404	6.3%	10.7%	11.8%	11.8%
% of FP17s for the same patient ID Re-attending within 3 months - Adults	560	3,943	14.2%	15.9%	16.7%	15.6%
% of FP17s for the same patient ID Re-attending between 3 & 9 months - Children	542	1,404	38.6%	44.8%	48.6%	58.8%
% of FP17s for the same patient ID Re-attending between 3 & 9 months - Adults	1,092	3,943	27.7%	37.0%	39.1%	51.0%
% of FP17s for Band 1 Urgent Courses	658	5,061	13.0%	10.9%	10.6%	9.0%
% of FP17s Relating to Free Repair or Replacements	25	5,061	0.5%	0.5%	0.5%	0.8%
% of FP17s Relating to Continuations	15	5,061	0.3%	0.7%	0.7%	0.9%
% of Patients satisfied with the dentistry they have received	4	4	N/A	90.9%	90.2%	93.2%
% of Patients satisfied with the time they had to wait for an appointment	4	4	N/A	82.1%	85.0%	88.3%

* This is based on patients treated on this contract for their most recent course of treatment. Figures in italics indicate the base number of FP17s or Patient Questionnaire responses are less than 100. N/A is shown where the base number of responses is less than 10 during the period. % is calculated as Quantity/Base number*100

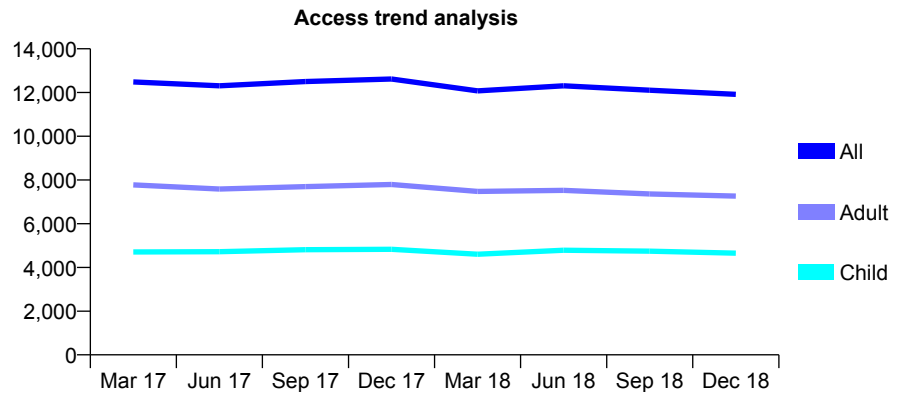
Q61 - Vital Signs At a Glance Contract Report for 143693/0002 - December 2018

Name or company name	Newham Family Dental Care Ltd
Contract type name	GDS Contract
Purpose of contract	General and Orthodontic
Contract start date	12/03/2008
Contract end date	

18/19 Contracted general activity (UDA)	30,063
Carry forward general activity (UDA)	-601
18/19 Contracted orthodontic activity (UOA)	4,781
Carry forward orthodontic activity (UOA)	-96
Baseline contract value	£1,742,457.65

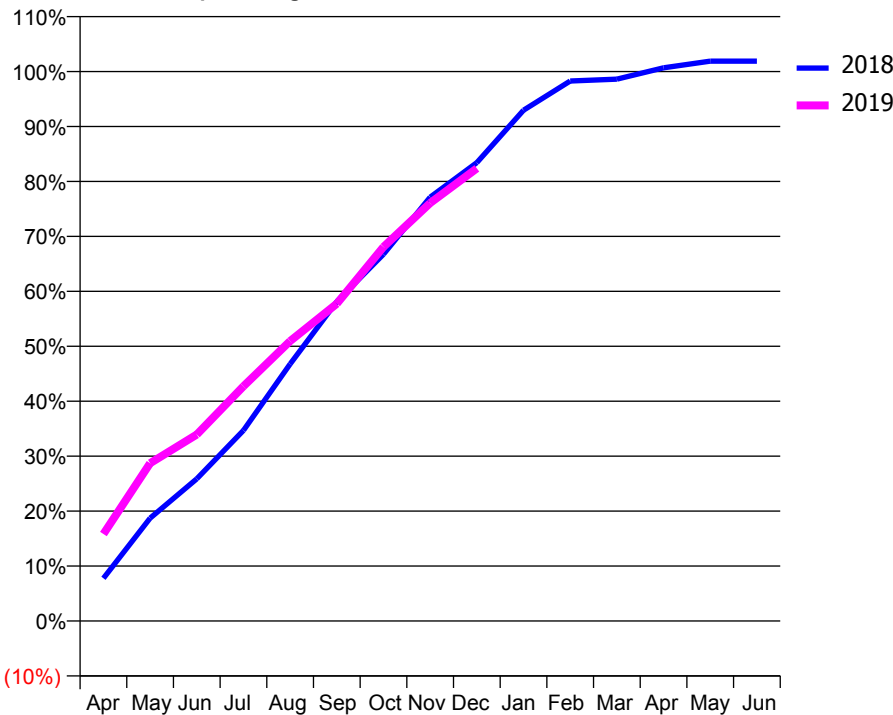
ACCESS*

Patients seen in 24 months	Total	Change since previous quarter
Quarter ending December 2017	12,621	
Quarter ending March 2018	12,078	↓
Quarter ending June 2018	12,305	→
Quarter ending September 2018	12,103	↓
Quarter ending December 2018	11,914	↓
Variance since December 2017	(5.6%)	↓



ACTIVITY

Cumulative percentage of contracted UDA delivered 2018 & 2019



Month	Adjusted Scheduled Activity (UDA)	
	2018	2019
April	2,336	4,761
May	5,628	8,637
June	7,777	10,200
July	10,426	12,844
August	14,064	15,317
September	17,474	17,359
October	20,066	20,470
November	23,187	22,869
December	25,078	24,767
January	27,948	
February	29,544	
March	29,645	
April	30,267	
May	30,630	
June	30,630	

QUALITY

	Quantity	Base Number	Contract	AT	Region	England
% of FP17s for the same patient ID Re-attending within 3 months - Children	837	4,972	16.8%	10.7%	11.8%	11.8%
% of FP17s for the same patient ID Re-attending within 3 months - Adults	635	5,152	12.3%	15.9%	16.7%	15.6%
% of FP17s for the same patient ID Re-attending between 3 & 9 months - Children	1,842	4,972	37.0%	44.8%	48.6%	58.8%
% of FP17s for the same patient ID Re-attending between 3 & 9 months - Adults	1,381	5,152	26.8%	37.0%	39.1%	51.0%
% of FP17s for Band 1 Urgent Courses	1,112	9,116	12.2%	10.9%	10.6%	9.0%
% of FP17s Relating to Free Repair or Replacements	23	9,116	0.3%	0.5%	0.5%	0.8%
% of FP17s Relating to Continuations	14	9,116	0.2%	0.7%	0.7%	0.9%
% of Patients satisfied with the dentistry they have received	2	3	N/A	90.9%	90.2%	93.2%
% of Patients satisfied with the time they had to wait for an appointment	0	3	N/A	82.1%	85.0%	88.3%

* This is based on patients treated on this contract for their most recent course of treatment. Figures in italics indicate the base number of FP17s or Patient Questionnaire responses are less than 100. N/A is shown where the base number of responses is less than 10 during the period. % is calculated as Quantity/Base number*100

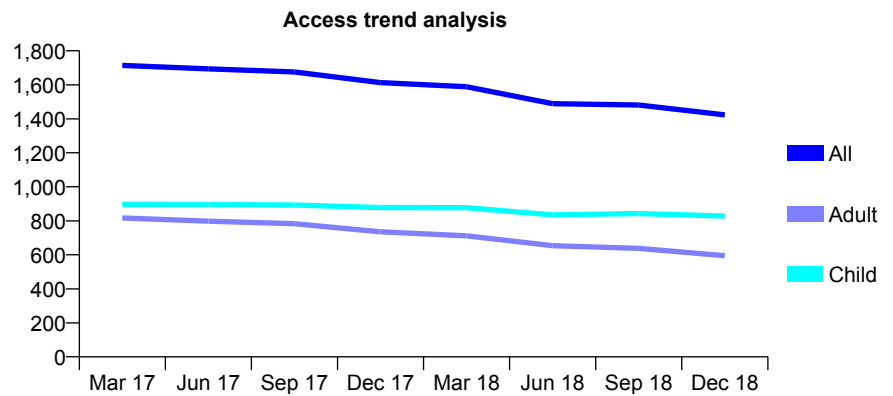
Q61 - Vital Signs At a Glance Contract Report for 143693/0003 - December 2018

Name or company name	Newham Family Dental Care Ltd
Contract type name	GDS Contract
Purpose of contract	General
Contract start date	12/03/2008
Contract end date	

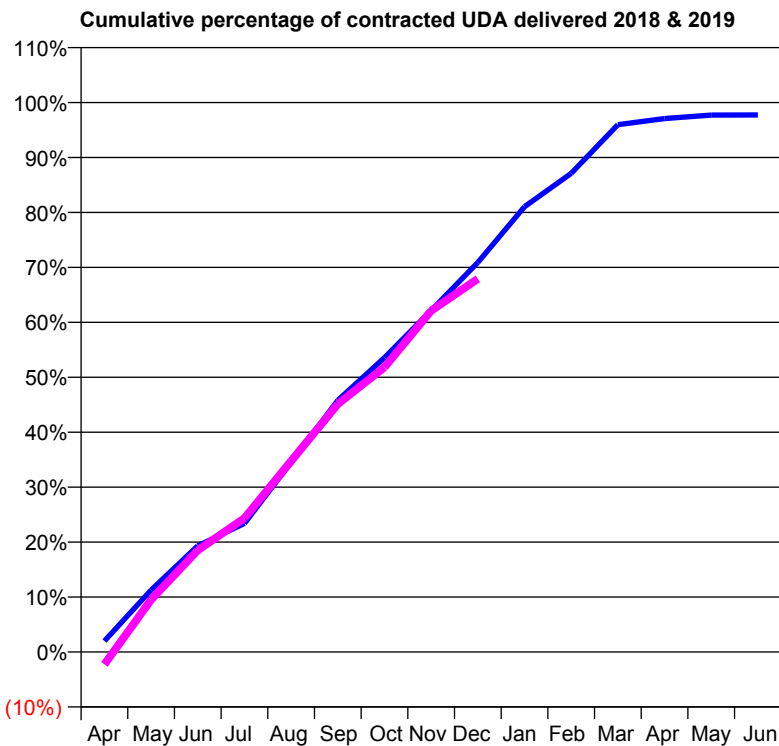
18/19 Contracted general activity (UDA)	4,723
Carry forward general activity (UDA)	107
18/19 Contracted orthodontic activity (UOA)	0
Carry forward orthodontic activity (UOA)	0
Baseline contract value	£214,995.85

ACCESS*

Patients seen in 24 months	Total	Change since previous quarter
Quarter ending December 2017	1,613	
Quarter ending March 2018	1,589	↓
Quarter ending June 2018	1,489	↓
Quarter ending September 2018	1,481	→
Quarter ending December 2018	1,423	↓
Variance since December 2017	(11.8%)	↓



ACTIVITY



Month	Adjusted Scheduled Activity (UDA)	
	2018	2019
April	94	-107
May	532	450
June	912	875
July	1,105	1,150
August	1,630	1,642
September	2,163	2,131
October	2,530	2,447
November	2,936	2,933
December	3,348	3,208
January	3,828	
February	4,114	
March	4,532	
April	4,585	
May	4,615	
June	4,616	

QUALITY

	Quantity	Base Number	Contract	AT	Region	England
% of FP17s for the same patient ID Re-attending within 3 months - Children	146	969	15.1%	10.7%	11.8%	11.8%
% of FP17s for the same patient ID Re-attending within 3 months - Adults	35	445	7.9%	15.9%	16.7%	15.6%
% of FP17s for the same patient ID Re-attending between 3 & 9 months - Children	532	969	54.9%	44.8%	48.6%	58.8%
% of FP17s for the same patient ID Re-attending between 3 & 9 months - Adults	165	445	37.1%	37.0%	39.1%	51.0%
% of FP17s for Band 1 Urgent Courses	99	1,374	7.2%	10.9%	10.6%	9.0%
% of FP17s Relating to Free Repair or Replacements	1	1,374	0.1%	0.5%	0.5%	0.8%
% of FP17s Relating to Continuations	3	1,374	0.2%	0.7%	0.7%	0.9%
% of Patients satisfied with the dentistry they have received	0	0	N/A	90.9%	90.2%	93.2%
% of Patients satisfied with the time they had to wait for an appointment	0	0	N/A	82.1%	85.0%	88.3%

* This is based on patients treated on this contract for their most recent course of treatment. Figures in italics indicate the base number of FP17s or Patient Questionnaire responses are less than 100. N/A is shown where the base number of responses is less than 10 during the period. % is calculated as Quantity/Base number*100

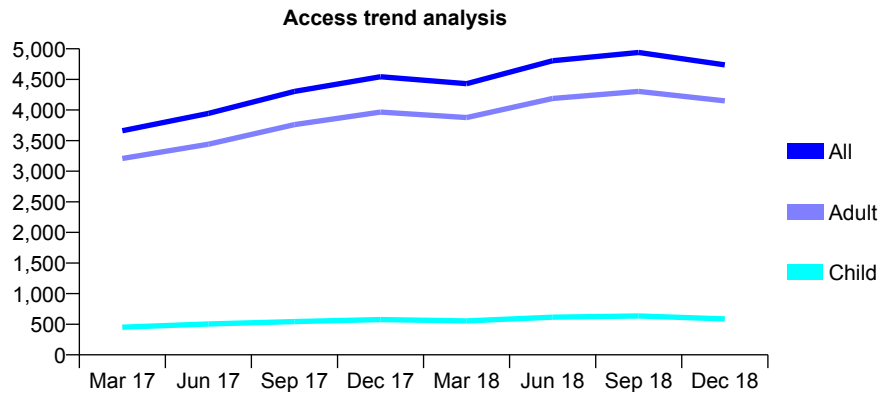
Q61 - Vital Signs At a Glance Contract Report for 143693/0004 - December 2018

Name or company name	Newham Family Dental Care Ltd
Contract type name	PDS Contract
Purpose of contract	General
Contract start date	01/04/2014
Contract end date	31/03/2024

18/19 Contracted general activity (UDA)	8,649
Carry forward general activity (UDA)	0
18/19 Contracted orthodontic activity (UOA)	0
Carry forward orthodontic activity (UOA)	0
Baseline contract value	£456,976.05

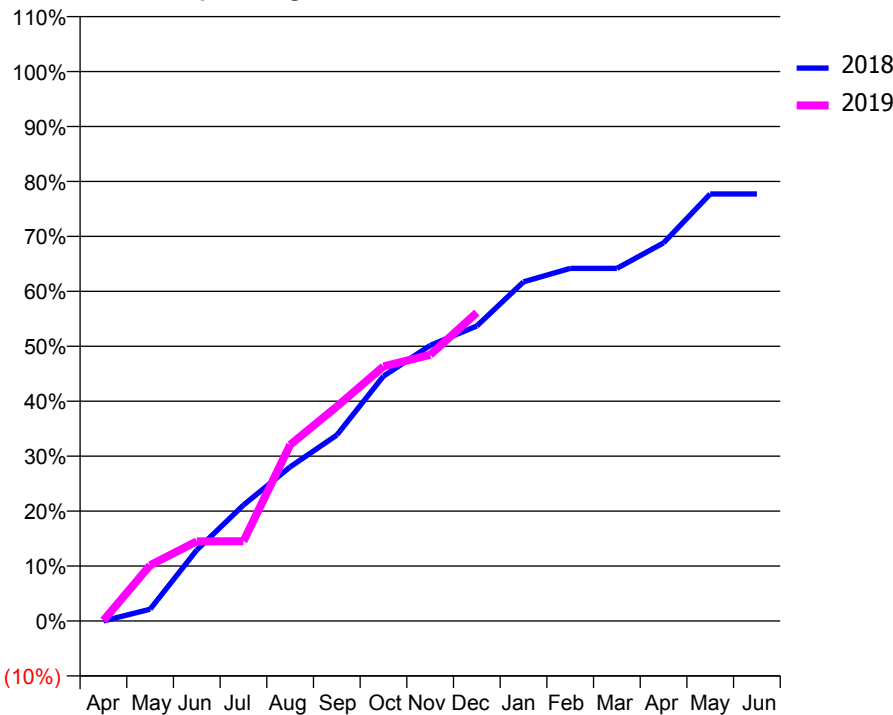
ACCESS*

Patients seen in 24 months	Total	Change since previous quarter
Quarter ending December 2017	4,543	
Quarter ending March 2018	4,431	↓
Quarter ending June 2018	4,804	↑
Quarter ending September 2018	4,941	↑
Quarter ending December 2018	4,737	↓
Variance since December 2017	4.3%	↑



ACTIVITY

Cumulative percentage of contracted UDA delivered 2018 & 2019



Month	Adjusted Scheduled Activity (UDA)	
	2018	2019
April	0	10
May	186	878
June	1,118	1,255
July	1,826	1,256
August	2,424	2,773
September	2,928	3,375
October	3,854	4,008
November	4,337	4,191
December	4,643	4,853
January	5,338	
February	5,551	
March	5,551	
April	5,951	
May	6,723	
June	6,723	

QUALITY

	Quantity	Base Number	Contract	AT	Region	England
% of FP17s for the same patient ID Re-attending within 3 months - Children	22	780	2.8%	10.7%	11.8%	11.8%
% of FP17s for the same patient ID Re-attending within 3 months - Adults	160	4,268	3.7%	15.9%	16.7%	15.6%
% of FP17s for the same patient ID Re-attending between 3 & 9 months - Children	6	780	0.8%	44.8%	48.6%	58.8%
% of FP17s for the same patient ID Re-attending between 3 & 9 months - Adults	61	4,268	1.4%	37.0%	39.1%	51.0%
% of FP17s for Band 1 Urgent Courses	4,056	4,075	99.5%	10.9%	10.6%	9.0%
% of FP17s Relating to Free Repair or Replacements	0	4,075	0.0%	0.5%	0.5%	0.8%
% of FP17s Relating to Continuations	0	4,075	0.0%	0.7%	0.7%	0.9%
% of Patients satisfied with the dentistry they have received	0	0	N/A	90.9%	90.2%	93.2%
% of Patients satisfied with the time they had to wait for an appointment	0	0	N/A	82.1%	85.0%	88.3%

* This is based on patients treated on this contract for their most recent course of treatment. Figures in italics indicate the base number of FP17s or Patient Questionnaire responses are less than 100. N/A is shown where the base number of responses is less than 10 during the period. % is calculated as Quantity/Base number*100

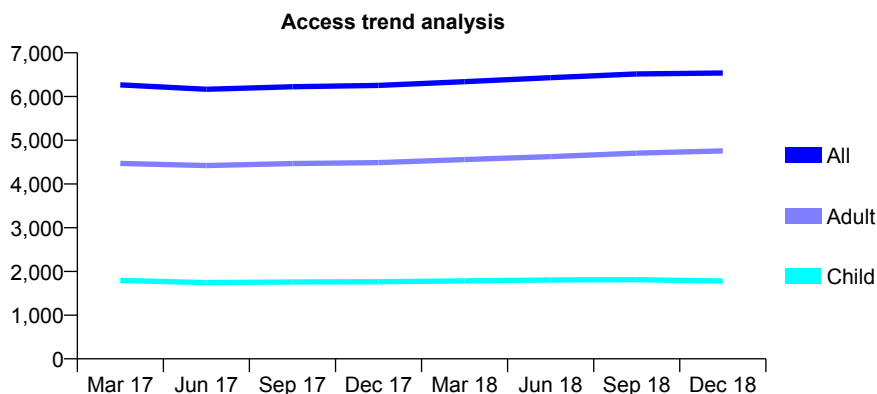
Q61 - Vital Signs At a Glance Contract Report for 144231/0001 - December 2018

Name or company name	Lea Bridge Road Dental Surgery
Contract type name	GDS Contract
Purpose of contract	General
Contract start date	01/04/2015
Contract end date	

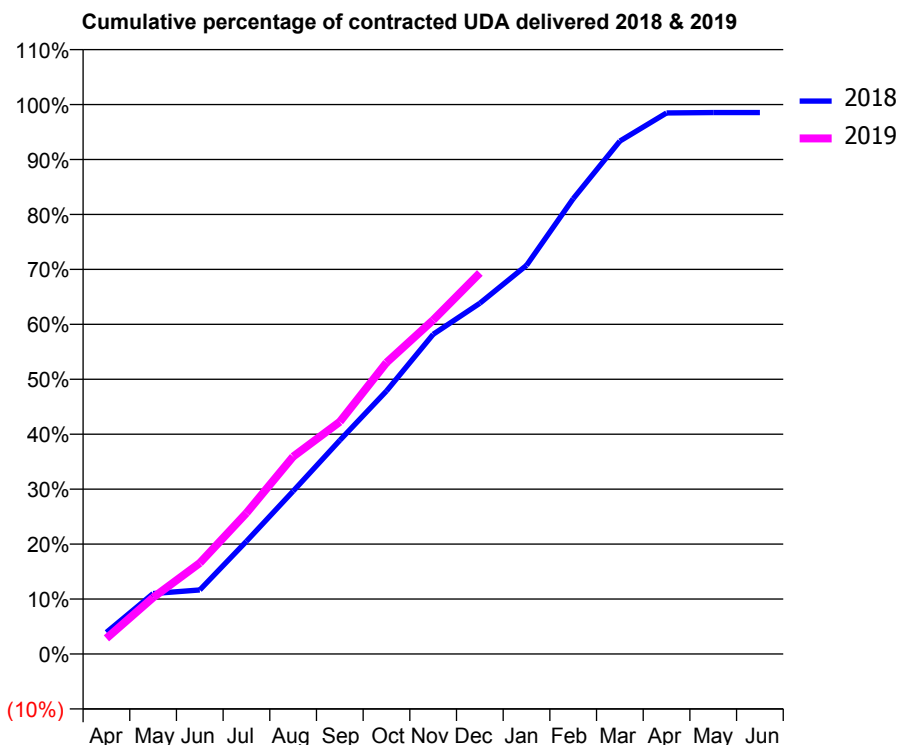
18/19 Contracted general activity (UDA)	16,249
Carry forward general activity (UDA)	239
18/19 Contracted orthodontic activity (UOA)	0
Carry forward orthodontic activity (UOA)	0
Baseline contract value	£433,993.37

ACCESS*

Patients seen in 24 months	Total	Change since previous quarter
Quarter ending December 2017	6,253	
Quarter ending March 2018	6,340	→
Quarter ending June 2018	6,432	→
Quarter ending September 2018	6,516	→
Quarter ending December 2018	6,539	→
Variance since December 2017	4.6%	↑



ACTIVITY



Month	Adjusted Scheduled Activity (UDA)	
	2018	2019
April	642	462
May	1,789	1,671
June	1,894	2,693
July	3,332	4,169
August	4,818	5,838
September	6,319	6,866
October	7,779	8,618
November	9,452	9,876
December	10,371	11,268
January	11,492	
February	13,462	
March	15,169	
April	15,999	
May	16,010	
June	16,010	

QUALITY

	Quantity	Base Number	Contract	AT	Region	England
% of FP17s for the same patient ID Re-attending within 3 months - Children	81	1,404	5.8%	10.7%	11.8%	11.8%
% of FP17s for the same patient ID Re-attending within 3 months - Adults	340	3,313	10.3%	15.9%	16.7%	15.6%
% of FP17s for the same patient ID Re-attending between 3 & 9 months - Children	513	1,404	36.5%	44.8%	48.6%	58.8%
% of FP17s for the same patient ID Re-attending between 3 & 9 months - Adults	1,069	3,313	32.3%	37.0%	39.1%	51.0%
% of FP17s for Band 1 Urgent Courses	287	4,148	6.9%	10.9%	10.6%	9.0%
% of FP17s Relating to Free Repair or Replacements	24	4,148	0.6%	0.5%	0.5%	0.8%
% of FP17s Relating to Continuations	81	4,148	2.0%	0.7%	0.7%	0.9%
% of Patients satisfied with the dentistry they have received	1	1	N/A	90.9%	90.2%	93.2%
% of Patients satisfied with the time they had to wait for an appointment	1	1	N/A	82.1%	85.0%	88.3%

* This is based on patients treated on this contract for their most recent course of treatment. Figures in italics indicate the base number of FP17s or Patient Questionnaire responses are less than 100. N/A is shown where the base number of responses is less than 10 during the period. % is calculated as Quantity/Base number*100

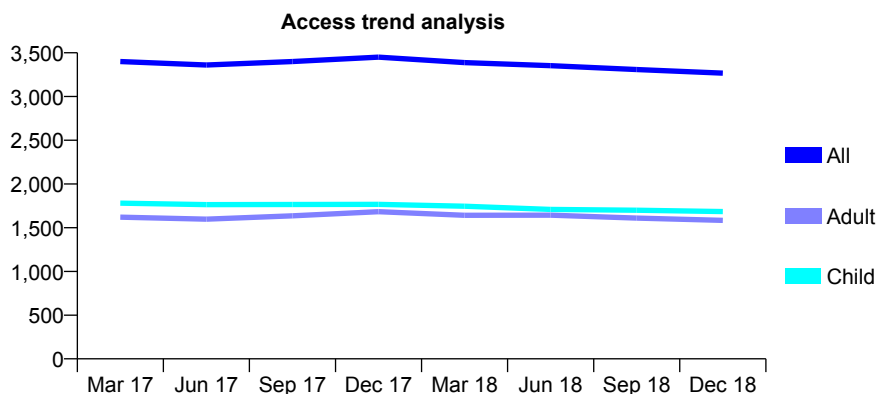
Q61 - Vital Signs At a Glance Contract Report for 144339/0001 - December 2018

Name or company name	Mr F K Banjo and Mrs D O Banjo
Contract type name	GDS Contract
Purpose of contract	General
Contract start date	16/05/2007
Contract end date	

18/19 Contracted general activity (UDA)	9,399
Carry forward general activity (UDA)	-142
18/19 Contracted orthodontic activity (UOA)	0
Carry forward orthodontic activity (UOA)	0
Baseline contract value	£315,519.05

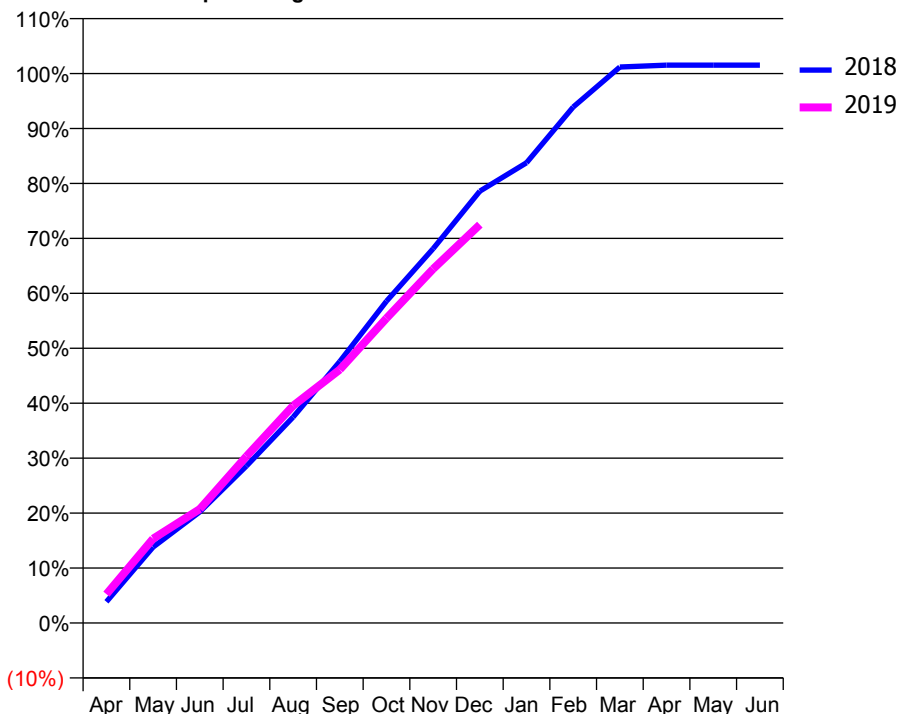
ACCESS*

Patients seen in 24 months	Total	Change since previous quarter
Quarter ending December 2017	3,450	
Quarter ending March 2018	3,388	↓
Quarter ending June 2018	3,353	↓
Quarter ending September 2018	3,309	↓
Quarter ending December 2018	3,268	↓
Variance since December 2017	(5.3%)	↓



ACTIVITY

Cumulative percentage of contracted UDA delivered 2018 & 2019



Month	Adjusted Scheduled Activity (UDA)	
	2018	2019
April	363	495
May	1,300	1,442
June	1,901	1,949
July	2,686	2,852
August	3,522	3,717
September	4,474	4,334
October	5,505	5,212
November	6,404	6,058
December	7,386	6,814
January	7,873	
February	8,826	
March	9,511	
April	9,541	
May	9,541	
June	9,541	

QUALITY

	Quantity	Base Number	Contract	AT	Region	England
% of FP17s for the same patient ID Re-attending within 3 months - Children	99	1,341	7.4%	10.7%	11.8%	11.8%
% of FP17s for the same patient ID Re-attending within 3 months - Adults	203	1,344	15.1%	15.9%	16.7%	15.6%
% of FP17s for the same patient ID Re-attending between 3 & 9 months - Children	464	1,341	34.6%	44.8%	48.6%	58.8%
% of FP17s for the same patient ID Re-attending between 3 & 9 months - Adults	483	1,344	35.9%	37.0%	39.1%	51.0%
% of FP17s for Band 1 Urgent Courses	184	2,665	6.9%	10.9%	10.6%	9.0%
% of FP17s Relating to Free Repair or Replacements	0	2,665	0.0%	0.5%	0.5%	0.8%
% of FP17s Relating to Continuations	0	2,665	0.0%	0.7%	0.7%	0.9%
% of Patients satisfied with the dentistry they have received	2	2	N/A	90.9%	90.2%	93.2%
% of Patients satisfied with the time they had to wait for an appointment	1	2	N/A	82.1%	85.0%	88.3%

* This is based on patients treated on this contract for their most recent course of treatment. Figures in italics indicate the base number of FP17s or Patient Questionnaire responses are less than 100. N/A is shown where the base number of responses is less than 10 during the period. % is calculated as Quantity/Base number*100

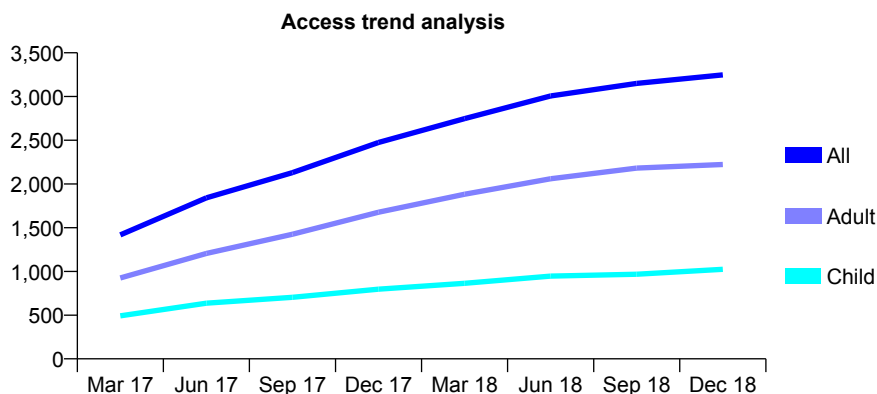
Q61 - Vital Signs At a Glance Contract Report for 145076/0001 - December 2018

Name or company name	Harford Street Dental Practice
Contract type name	PDS Contract
Purpose of contract	General
Contract start date	01/04/2015
Contract end date	31/03/2020

18/19 Contracted general activity (UDA)	13,000
Carry forward general activity (UDA)	0
18/19 Contracted orthodontic activity (UOA)	0
Carry forward orthodontic activity (UOA)	0
Baseline contract value	£286,535.34

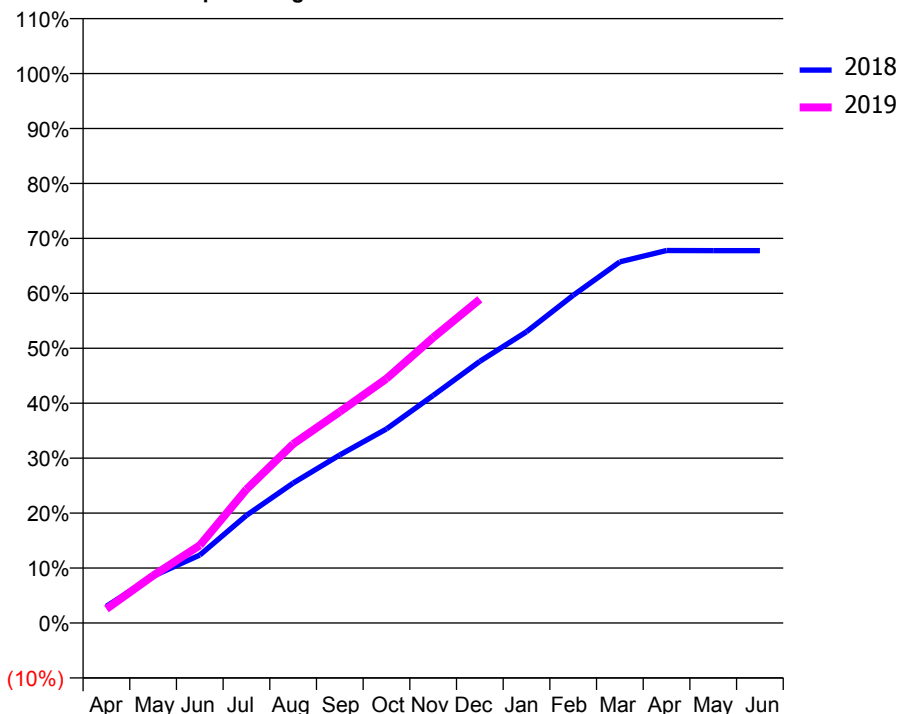
ACCESS*

Patients seen in 24 months	Total	Change since previous quarter
Quarter ending December 2017	2,474	
Quarter ending March 2018	2,747	↑
Quarter ending June 2018	3,007	↑
Quarter ending September 2018	3,150	↑
Quarter ending December 2018	3,247	↑
Variance since December 2017	31.2%	↑



ACTIVITY

Cumulative percentage of contracted UDA delivered 2018 & 2019



Adjusted Scheduled Activity (UDA)

Month	2018	2019
April	395	333
May	1,109	1,120
June	1,607	1,837
July	2,547	3,162
August	3,311	4,236
September	3,976	5,000
October	4,591	5,782
November	5,382	6,754
December	6,190	7,658
January	6,891	
February	7,752	
March	8,543	
April	8,813	
May	8,810	
June	8,810	

QUALITY

	Quantity	Base Number	Contract	AT	Region	England
% of FP17s for the same patient ID Re-attending within 3 months - Children	94	1,022	9.2%	10.7%	11.8%	11.8%
% of FP17s for the same patient ID Re-attending within 3 months - Adults	247	1,822	13.6%	15.9%	16.7%	15.6%
% of FP17s for the same patient ID Re-attending between 3 & 9 months - Children	462	1,022	45.2%	44.8%	48.6%	58.8%
% of FP17s for the same patient ID Re-attending between 3 & 9 months - Adults	611	1,822	33.5%	37.0%	39.1%	51.0%
% of FP17s for Band 1 Urgent Courses	352	2,744	12.8%	10.9%	10.6%	9.0%
% of FP17s Relating to Free Repair or Replacements	3	2,744	0.1%	0.5%	0.5%	0.8%
% of FP17s Relating to Continuations	4	2,744	0.1%	0.7%	0.7%	0.9%
% of Patients satisfied with the dentistry they have received	0	0	N/A	90.9%	90.2%	93.2%
% of Patients satisfied with the time they had to wait for an appointment	0	0	N/A	82.1%	85.0%	88.3%

* This is based on patients treated on this contract for their most recent course of treatment. Figures in italics indicate the base number of FP17s or Patient Questionnaire responses are less than 100. N/A is shown where the base number of responses is less than 10 during the period. % is calculated as Quantity/Base number*100

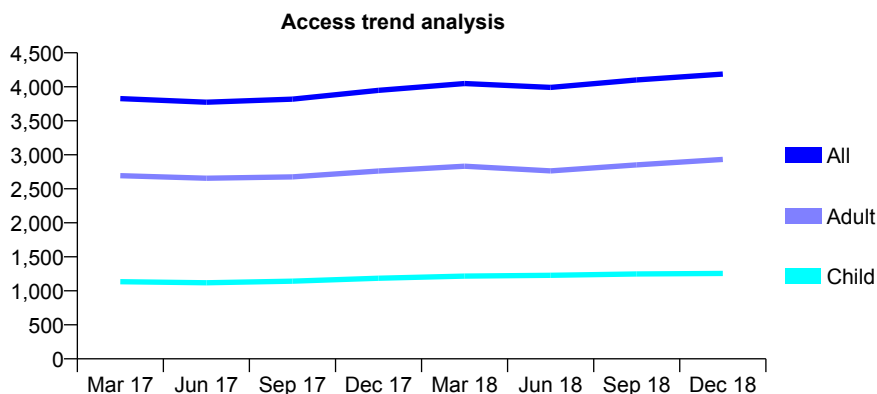
Q61 - Vital Signs At a Glance Contract Report for 145475/0001 - December 2018

Name or company name	Du Toit & Burger Partnership (Stratford) Ltc
Contract type name	GDS Contract
Purpose of contract	General
Contract start date	01/04/2007
Contract end date	

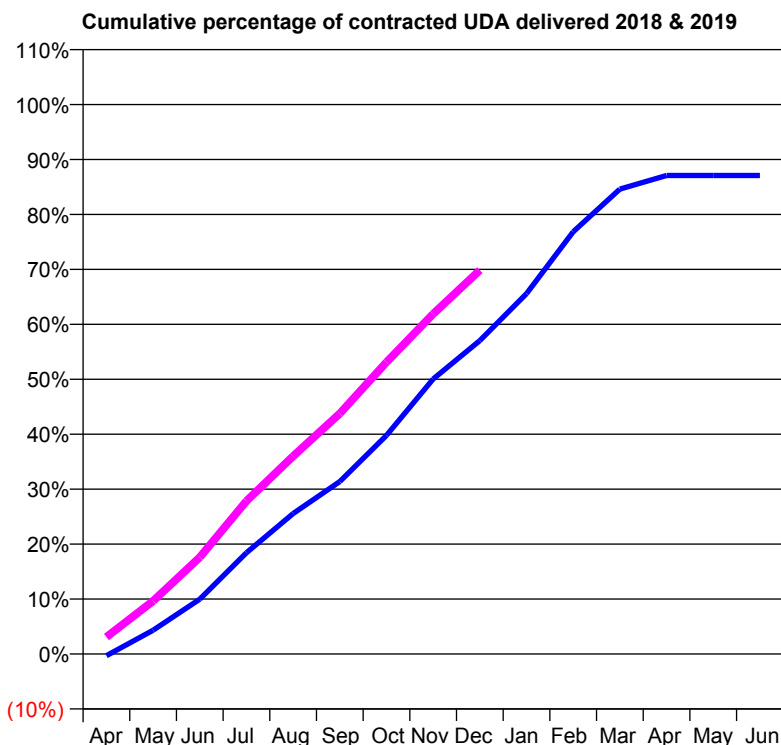
18/19 Contracted general activity (UDA)	11,363
Carry forward general activity (UDA)	0
18/19 Contracted orthodontic activity (UOA)	0
Carry forward orthodontic activity (UOA)	0
Baseline contract value	£324,358.67

ACCESS*

Patients seen in 24 months	Total	Change since previous quarter
Quarter ending December 2017	3,948	
Quarter ending March 2018	4,049	↑
Quarter ending June 2018	3,992	↓
Quarter ending September 2018	4,100	↑
Quarter ending December 2018	4,187	↑
Variance since December 2017	6.1%	↑



ACTIVITY



Month	Adjusted Scheduled Activity (UDA)	
	2018	2019
April	-37	352
May	492	1,097
June	1,134	2,001
July	2,095	3,163
August	2,905	4,090
September	3,567	4,973
October	4,521	6,034
November	5,686	7,033
December	6,481	7,938
January	7,452	
February	8,731	
March	9,614	
April	9,894	
May	9,894	
June	9,894	

QUALITY

	Quantity	Base Number	Contract	AT	Region	England
% of FP17s for the same patient ID Re-attending within 3 months - Children	55	1,037	5.3%	10.7%	11.8%	11.8%
% of FP17s for the same patient ID Re-attending within 3 months - Adults	254	2,304	11.0%	15.9%	16.7%	15.6%
% of FP17s for the same patient ID Re-attending between 3 & 9 months - Children	473	1,037	45.6%	44.8%	48.6%	58.8%
% of FP17s for the same patient ID Re-attending between 3 & 9 months - Adults	746	2,304	32.4%	37.0%	39.1%	51.0%
% of FP17s for Band 1 Urgent Courses	216	3,208	6.7%	10.9%	10.6%	9.0%
% of FP17s Relating to Free Repair or Replacements	9	3,208	0.3%	0.5%	0.5%	0.8%
% of FP17s Relating to Continuations	35	3,208	1.1%	0.7%	0.7%	0.9%
% of Patients satisfied with the dentistry they have received	0	0	N/A	90.9%	90.2%	93.2%
% of Patients satisfied with the time they had to wait for an appointment	0	0	N/A	82.1%	85.0%	88.3%

* This is based on patients treated on this contract for their most recent course of treatment. Figures in italics indicate the base number of FP17s or Patient Questionnaire responses are less than 100. N/A is shown where the base number of responses is less than 10 during the period. % is calculated as Quantity/Base number*100

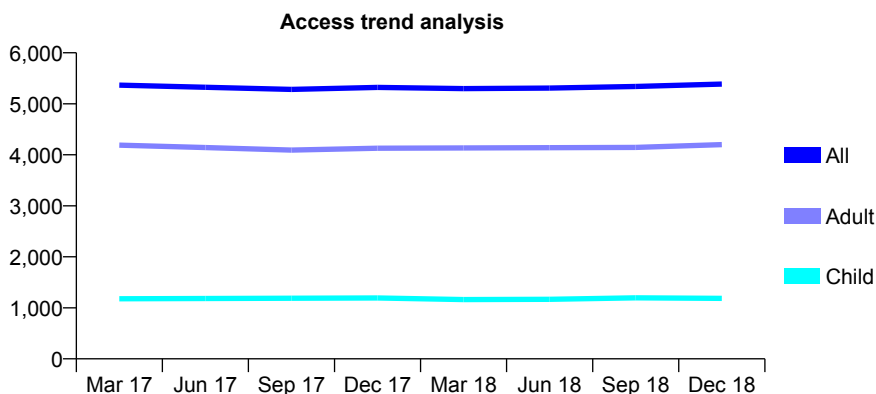
Q61 - Vital Signs At a Glance Contract Report for 145548/0001 - December 2018

Name or company name	Cranham Dental Centre Ltd
Contract type name	GDS Contract
Purpose of contract	General
Contract start date	01/04/2011
Contract end date	

18/19 Contracted general activity (UDA)	16,681
Carry forward general activity (UDA)	860
18/19 Contracted orthodontic activity (UOA)	0
Carry forward orthodontic activity (UOA)	0
Baseline contract value	£392,723.23

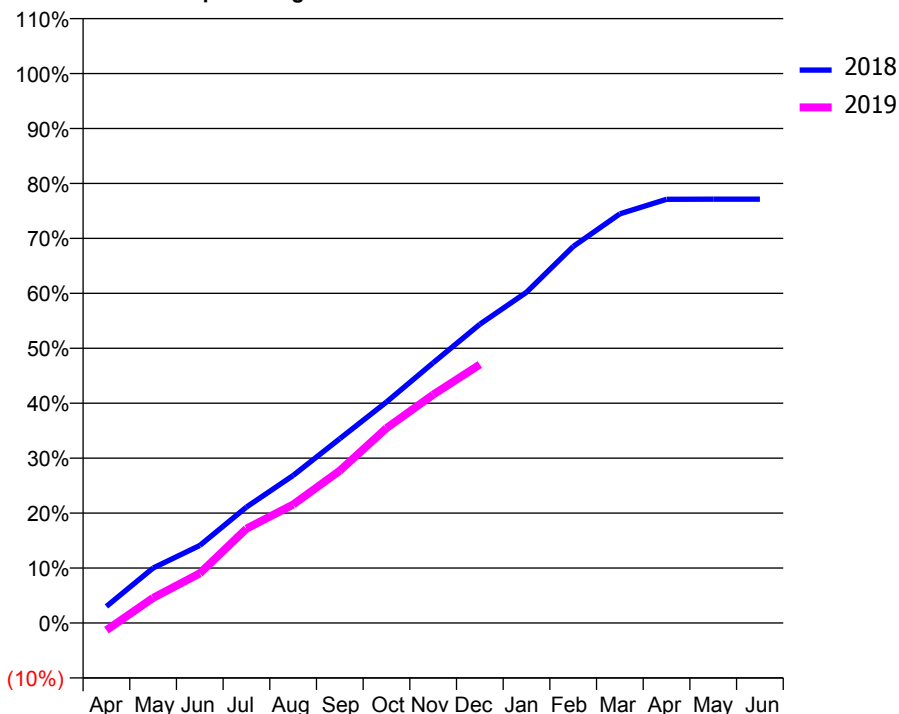
ACCESS*

Patients seen in 24 months	Total	Change since previous quarter
Quarter ending December 2017	5,322	
Quarter ending March 2018	5,297	→
Quarter ending June 2018	5,309	→
Quarter ending September 2018	5,341	→
Quarter ending December 2018	5,387	→
Variance since December 2017	1.2%	→



ACTIVITY

Cumulative percentage of contracted UDA delivered 2018 & 2019



Month	Adjusted Scheduled Activity (UDA)	
	2018	2019
April	502	-220
May	1,670	765
June	2,354	1,506
July	3,520	2,864
August	4,480	3,598
September	5,596	4,623
October	6,710	5,918
November	7,901	6,933
December	9,069	7,845
January	10,040	
February	11,430	
March	12,421	
April	12,863	
May	12,865	
June	12,865	

QUALITY

	Quantity	Base Number	Contract	AT	Region	England
% of FP17s for the same patient ID Re-attending within 3 months - Children	47	1,360	3.5%	10.7%	11.8%	11.8%
% of FP17s for the same patient ID Re-attending within 3 months - Adults	339	4,211	8.1%	15.9%	16.7%	15.6%
% of FP17s for the same patient ID Re-attending between 3 & 9 months - Children	903	1,360	66.4%	44.8%	48.6%	58.8%
% of FP17s for the same patient ID Re-attending between 3 & 9 months - Adults	2,644	4,211	62.8%	37.0%	39.1%	51.0%
% of FP17s for Band 1 Urgent Courses	275	5,325	5.2%	10.9%	10.6%	9.0%
% of FP17s Relating to Free Repair or Replacements	21	5,325	0.4%	0.5%	0.5%	0.8%
% of FP17s Relating to Continuations	12	5,325	0.2%	0.7%	0.7%	0.9%
% of Patients satisfied with the dentistry they have received	0	0	N/A	90.9%	90.2%	93.2%
% of Patients satisfied with the time they had to wait for an appointment	0	0	N/A	82.1%	85.0%	88.3%

* This is based on patients treated on this contract for their most recent course of treatment. Figures in italics indicate the base number of FP17s or Patient Questionnaire responses are less than 100. N/A is shown where the base number of responses is less than 10 during the period. % is calculated as Quantity/Base number*100

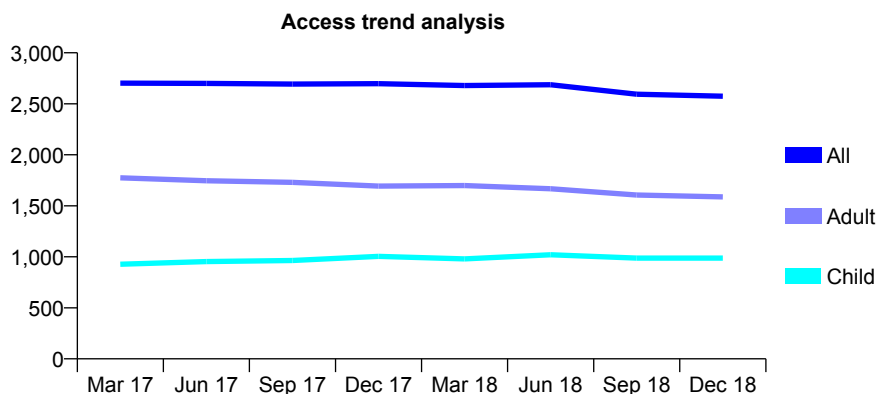
Q61 - Vital Signs At a Glance Contract Report for 146110/0001 - December 2018

Name or company name	Du Toit & Burger Partnership (Silvertown) L
Contract type name	GDS Contract
Purpose of contract	General
Contract start date	01/04/2007
Contract end date	

18/19 Contracted general activity (UDA)	6,974
Carry forward general activity (UDA)	-125
18/19 Contracted orthodontic activity (UOA)	0
Carry forward orthodontic activity (UOA)	0
Baseline contract value	£218,913.64

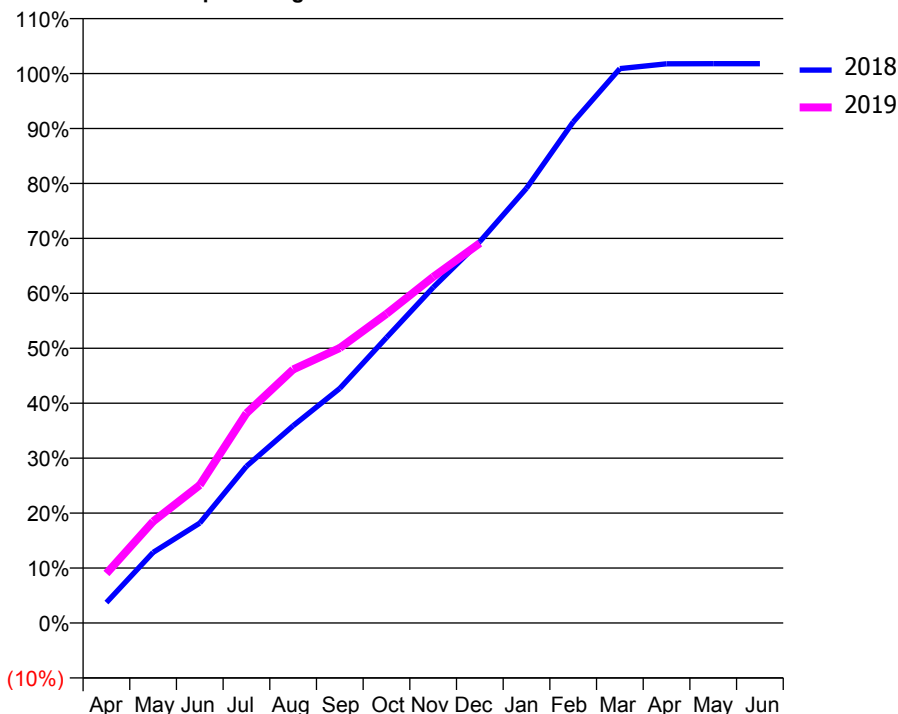
ACCESS*

Patients seen in 24 months	Total	Change since previous quarter
Quarter ending December 2017	2,698	
Quarter ending March 2018	2,679	→
Quarter ending June 2018	2,687	→
Quarter ending September 2018	2,594	↓
Quarter ending December 2018	2,574	→
Variance since December 2017	(4.6%)	↓



ACTIVITY

Cumulative percentage of contracted UDA delivered 2018 & 2019



Month	Adjusted Scheduled Activity (UDA)	
	2018	2019
April	260	629
May	897	1,289
June	1,268	1,751
July	1,989	2,663
August	2,503	3,218
September	2,978	3,490
October	3,622	3,924
November	4,260	4,393
December	4,840	4,821
January	5,519	
February	6,358	
March	7,035	
April	7,097	
May	7,099	
June	7,099	

QUALITY

	Quantity	Base Number	Contract	AT	Region	England
% of FP17s for the same patient ID Re-attending within 3 months - Children	46	889	5.2%	10.7%	11.8%	11.8%
% of FP17s for the same patient ID Re-attending within 3 months - Adults	125	1,151	10.9%	15.9%	16.7%	15.6%
% of FP17s for the same patient ID Re-attending between 3 & 9 months - Children	424	889	47.7%	44.8%	48.6%	58.8%
% of FP17s for the same patient ID Re-attending between 3 & 9 months - Adults	478	1,151	41.5%	37.0%	39.1%	51.0%
% of FP17s for Band 1 Urgent Courses	71	1,999	3.6%	10.9%	10.6%	9.0%
% of FP17s Relating to Free Repair or Replacements	7	1,999	0.4%	0.5%	0.5%	0.8%
% of FP17s Relating to Continuations	29	1,999	1.5%	0.7%	0.7%	0.9%
% of Patients satisfied with the dentistry they have received	0	0	N/A	90.9%	90.2%	93.2%
% of Patients satisfied with the time they had to wait for an appointment	0	0	N/A	82.1%	85.0%	88.3%

* This is based on patients treated on this contract for their most recent course of treatment. Figures in italics indicate the base number of FP17s or Patient Questionnaire responses are less than 100. N/A is shown where the base number of responses is less than 10 during the period. % is calculated as Quantity/Base number*100

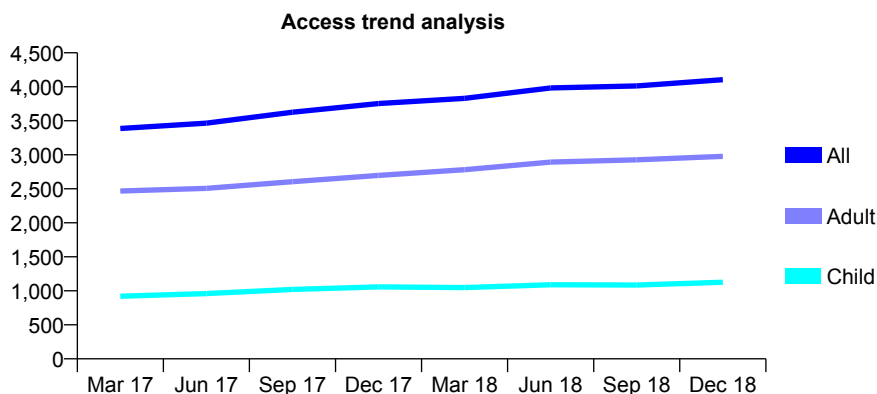
Q61 - Vital Signs At a Glance Contract Report for 147990/0001 - December 2018

Name or company name	Mr CC Bailie & Mr JG Mallon
Contract type name	GDS Contract
Purpose of contract	General
Contract start date	01/11/2011
Contract end date	

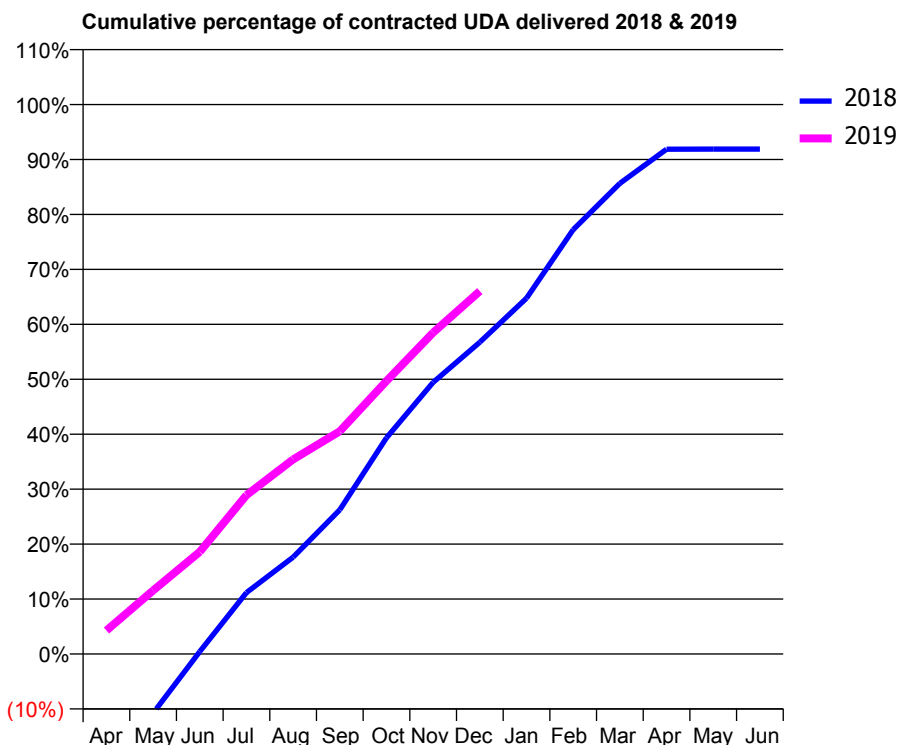
18/19 Contracted general activity (UDA)	11,605
Carry forward general activity (UDA)	0
18/19 Contracted orthodontic activity (UOA)	0
Carry forward orthodontic activity (UOA)	0
Baseline contract value	£303,739.84

ACCESS*

Patients seen in 24 months	Total	Change since previous quarter
Quarter ending December 2017	3,754	
Quarter ending March 2018	3,830	↑
Quarter ending June 2018	3,984	↑
Quarter ending September 2018	4,012	→
Quarter ending December 2018	4,104	↑
Variance since December 2017	9.3%	↑



ACTIVITY



Month	Adjusted Scheduled Activity (UDA)	
	2018	2019
April	-1,676	496
May	-1,256	1,341
June	52	2,157
July	1,297	3,355
August	2,047	4,110
September	3,046	4,706
October	4,566	5,765
November	5,738	6,787
December	6,585	7,664
January	7,515	
February	8,961	
March	9,939	
April	10,661	
May	10,663	
June	10,663	

QUALITY

	Quantity	Base Number	Contract	AT	Region	England
% of FP17s for the same patient ID Re-attending within 3 months - Children	73	881	8.3%	10.7%	11.8%	11.8%
% of FP17s for the same patient ID Re-attending within 3 months - Adults	347	2,381	14.6%	15.9%	16.7%	15.6%
% of FP17s for the same patient ID Re-attending between 3 & 9 months - Children	338	881	38.4%	44.8%	48.6%	58.8%
% of FP17s for the same patient ID Re-attending between 3 & 9 months - Adults	721	2,381	30.3%	37.0%	39.1%	51.0%
% of FP17s for Band 1 Urgent Courses	521	3,064	17.0%	10.9%	10.6%	9.0%
% of FP17s Relating to Free Repair or Replacements	36	3,064	1.2%	0.5%	0.5%	0.8%
% of FP17s Relating to Continuations	5	3,064	0.2%	0.7%	0.7%	0.9%
% of Patients satisfied with the dentistry they have received	1	1	N/A	90.9%	90.2%	93.2%
% of Patients satisfied with the time they had to wait for an appointment	1	1	N/A	82.1%	85.0%	88.3%

* This is based on patients treated on this contract for their most recent course of treatment. Figures in italics indicate the base number of FP17s or Patient Questionnaire responses are less than 100. N/A is shown where the base number of responses is less than 10 during the period. % is calculated as Quantity/Base number*100

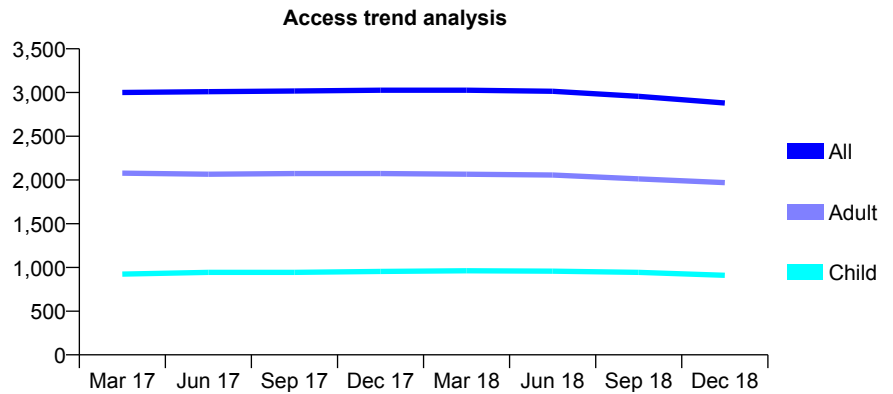
Q61 - Vital Signs At a Glance Contract Report for 148121/0001 - December 2018

Name or company name	Belmont Dental Practice
Contract type name	GDS Contract
Purpose of contract	General
Contract start date	16/04/2007
Contract end date	

18/19 Contracted general activity (UDA)	9,226
Carry forward general activity (UDA)	0
18/19 Contracted orthodontic activity (UOA)	0
Carry forward orthodontic activity (UOA)	0
Baseline contract value	£251,156.44

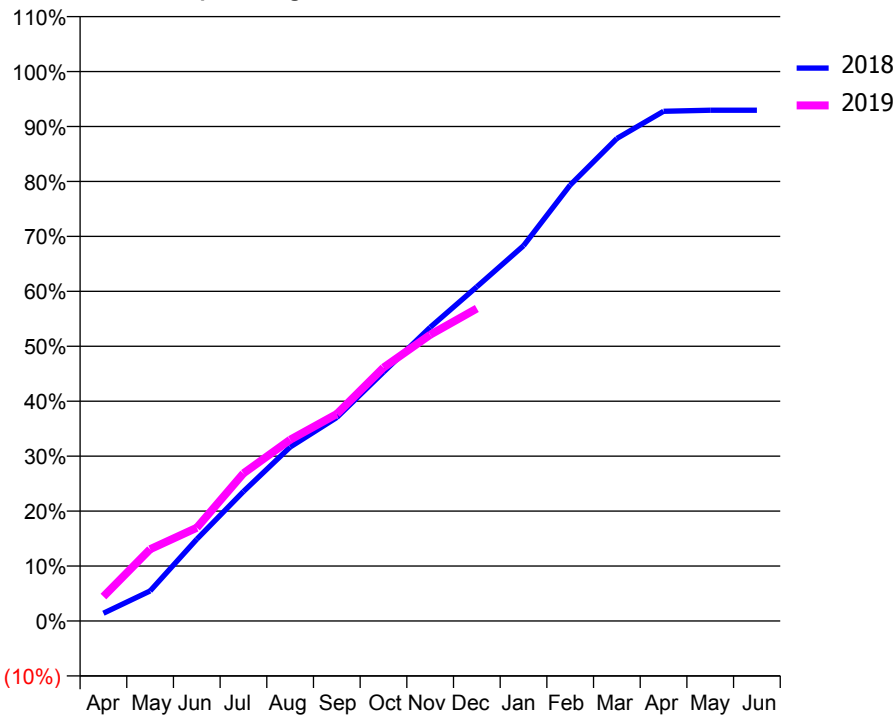
ACCESS*

Patients seen in 24 months	Total	Change since previous quarter
Quarter ending December 2017	3,027	
Quarter ending March 2018	3,027	→
Quarter ending June 2018	3,014	→
Quarter ending September 2018	2,956	↓
Quarter ending December 2018	2,880	↓
Variance since December 2017	(4.9%)	↓



ACTIVITY

Cumulative percentage of contracted UDA delivered 2018 & 2019



Month	Adjusted Scheduled Activity (UDA)	
	2018	2019
April	132	410
May	506	1,206
June	1,373	1,566
July	2,174	2,480
August	2,920	3,045
September	3,417	3,476
October	4,178	4,255
November	4,930	4,806
December	5,613	5,247
January	6,300	
February	7,321	
March	8,101	
April	8,559	
May	8,577	
June	8,577	

QUALITY

	Quantity	Base Number	Contract	AT	Region	England
% of FP17s for the same patient ID Re-attending within 3 months - Children	59	734	8.0%	10.7%	11.8%	11.8%
% of FP17s for the same patient ID Re-attending within 3 months - Adults	258	1,464	17.6%	15.9%	16.7%	15.6%
% of FP17s for the same patient ID Re-attending between 3 & 9 months - Children	261	734	35.6%	44.8%	48.6%	58.8%
% of FP17s for the same patient ID Re-attending between 3 & 9 months - Adults	328	1,464	22.4%	37.0%	39.1%	51.0%
% of FP17s for Band 1 Urgent Courses	331	2,069	16.0%	10.9%	10.6%	9.0%
% of FP17s Relating to Free Repair or Replacements	13	2,069	0.6%	0.5%	0.5%	0.8%
% of FP17s Relating to Continuations	33	2,069	1.6%	0.7%	0.7%	0.9%
% of Patients satisfied with the dentistry they have received	1	1	N/A	90.9%	90.2%	93.2%
% of Patients satisfied with the time they had to wait for an appointment	1	1	N/A	82.1%	85.0%	88.3%

* This is based on patients treated on this contract for their most recent course of treatment. Figures in italics indicate the base number of FP17s or Patient Questionnaire responses are less than 100. N/A is shown where the base number of responses is less than 10 during the period. % is calculated as Quantity/Base number*100

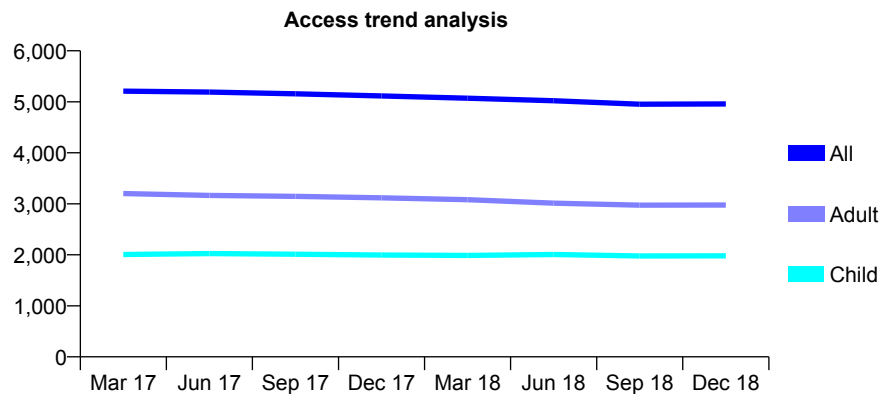
Q61 - Vital Signs At a Glance Contract Report for 149578/0001 - December 2018

Name or company name	Dentasmile Ltd
Contract type name	GDS Contract
Purpose of contract	General
Contract start date	11/11/2012
Contract end date	

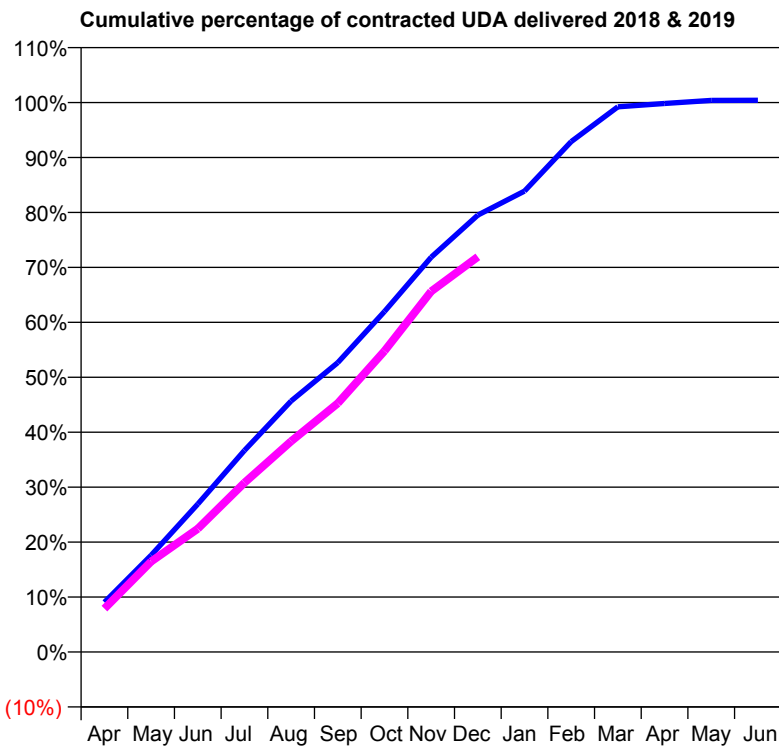
18/19 Contracted general activity (UDA)	19,880
Carry forward general activity (UDA)	-78
18/19 Contracted orthodontic activity (UOA)	0
Carry forward orthodontic activity (UOA)	0
Baseline contract value	£598,767.54

ACCESS*

Patients seen in 24 months	Total	Change since previous quarter
Quarter ending December 2017	5,114	
Quarter ending March 2018	5,071	→
Quarter ending June 2018	5,021	→
Quarter ending September 2018	4,953	↓
Quarter ending December 2018	4,958	→
Variance since December 2017	(3.1%)	↓



ACTIVITY



Month	Adjusted Scheduled Activity (UDA)	
	2018	2019
April	1,802	1,569
May	3,501	3,275
June	5,353	4,459
July	7,293	6,124
August	9,082	7,622
September	10,471	8,999
October	12,319	10,888
November	14,282	13,048
December	15,808	14,297
January	16,676	
February	18,463	
March	19,724	
April	19,845	
May	19,956	
June	19,958	

QUALITY

	Quantity	Base Number	Contract	AT	Region	England
% of FP17s for the same patient ID Re-attending within 3 months - Children	152	2,026	7.5%	10.7%	11.8%	11.8%
% of FP17s for the same patient ID Re-attending within 3 months - Adults	357	2,537	14.1%	15.9%	16.7%	15.6%
% of FP17s for the same patient ID Re-attending between 3 & 9 months - Children	982	2,026	48.5%	44.8%	48.6%	58.8%
% of FP17s for the same patient ID Re-attending between 3 & 9 months - Adults	1,090	2,537	43.0%	37.0%	39.1%	51.0%
% of FP17s for Band 1 Urgent Courses	304	4,477	6.8%	10.9%	10.6%	9.0%
% of FP17s Relating to Free Repair or Replacements	22	4,477	0.5%	0.5%	0.5%	0.8%
% of FP17s Relating to Continuations	5	4,477	0.1%	0.7%	0.7%	0.9%
% of Patients satisfied with the dentistry they have received	0	0	N/A	90.9%	90.2%	93.2%
% of Patients satisfied with the time they had to wait for an appointment	0	0	N/A	82.1%	85.0%	88.3%

* This is based on patients treated on this contract for their most recent course of treatment. Figures in italics indicate the base number of FP17s or Patient Questionnaire responses are less than 100. N/A is shown where the base number of responses is less than 10 during the period. % is calculated as Quantity/Base number*100

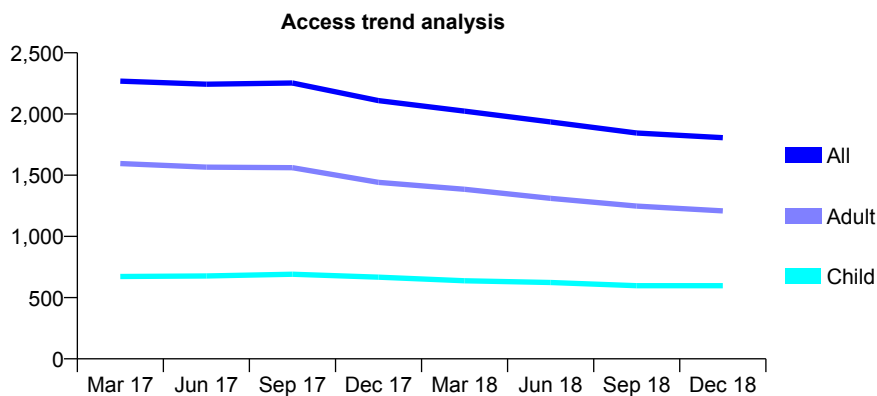
Q61 - Vital Signs At a Glance Contract Report for 150053/0001 - December 2018

Name or company name	Malli and Donnelly Dental Partnership
Contract type name	GDS Contract
Purpose of contract	General
Contract start date	01/07/2010
Contract end date	

18/19 Contracted general activity (UDA)	6,403
Carry forward general activity (UDA)	0
18/19 Contracted orthodontic activity (UOA)	0
Carry forward orthodontic activity (UOA)	0
Baseline contract value	£225,008.15

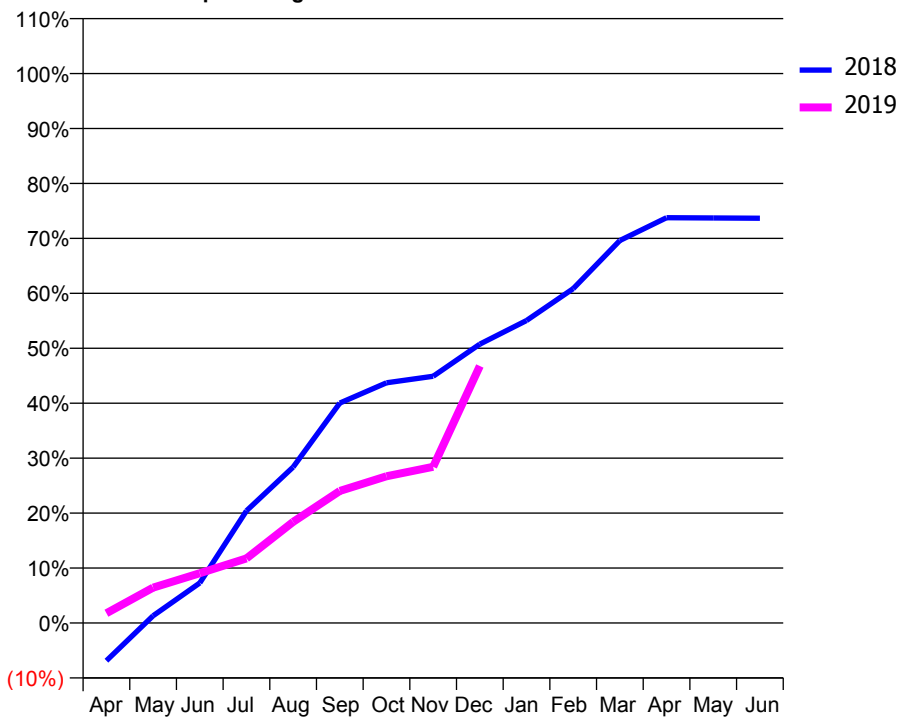
ACCESS*

Patients seen in 24 months	Total	Change since previous quarter
Quarter ending December 2017	2,109	
Quarter ending March 2018	2,023	↓
Quarter ending June 2018	1,935	↓
Quarter ending September 2018	1,845	↓
Quarter ending December 2018	1,807	↓
Variance since December 2017	(14.3%)	↓



ACTIVITY

Cumulative percentage of contracted UDA delivered 2018 & 2019



Month	Adjusted Scheduled Activity (UDA)	
	2018	2019
April	-440	114
May	84	412
June	467	580
July	1,307	753
August	1,817	1,179
September	2,563	1,540
October	2,800	1,711
November	2,876	1,821
December	3,250	2,995
January	3,525	
February	3,896	
March	4,457	
April	4,722	
May	4,719	
June	4,716	

QUALITY

	Quantity	Base Number	Contract	AT	Region	England
% of FP17s for the same patient ID Re-attending within 3 months - Children	18	437	4.1%	10.7%	11.8%	11.8%
% of FP17s for the same patient ID Re-attending within 3 months - Adults	144	908	15.9%	15.9%	16.7%	15.6%
% of FP17s for the same patient ID Re-attending between 3 & 9 months - Children	139	437	31.8%	44.8%	48.6%	58.8%
% of FP17s for the same patient ID Re-attending between 3 & 9 months - Adults	285	908	31.4%	37.0%	39.1%	51.0%
% of FP17s for Band 1 Urgent Courses	226	1,156	19.6%	10.9%	10.6%	9.0%
% of FP17s Relating to Free Repair or Replacements	5	1,156	0.4%	0.5%	0.5%	0.8%
% of FP17s Relating to Continuations	1	1,156	0.1%	0.7%	0.7%	0.9%
% of Patients satisfied with the dentistry they have received	0	0	N/A	90.9%	90.2%	93.2%
% of Patients satisfied with the time they had to wait for an appointment	0	0	N/A	82.1%	85.0%	88.3%

* This is based on patients treated on this contract for their most recent course of treatment. Figures in italics indicate the base number of FP17s or Patient Questionnaire responses are less than 100. N/A is shown where the base number of responses is less than 10 during the period. % is calculated as Quantity/Base number*100

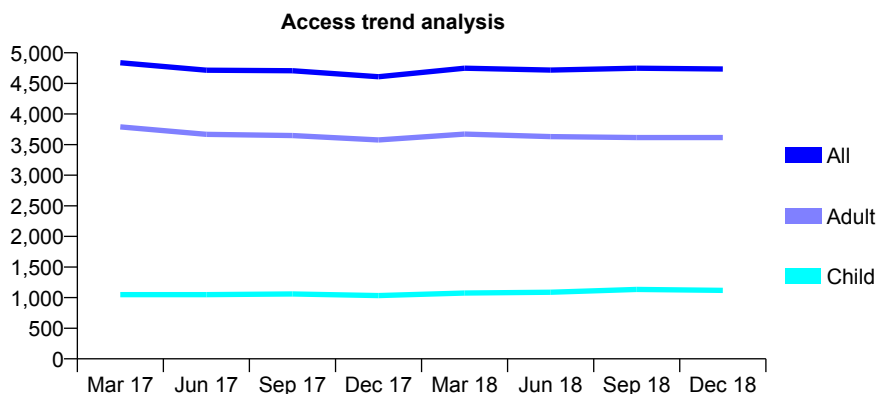
Q61 - Vital Signs At a Glance Contract Report for 150061/0001 - December 2018

Name or company name	The Garden Dental Practice
Contract type name	GDS Contract
Purpose of contract	General
Contract start date	01/07/2008
Contract end date	

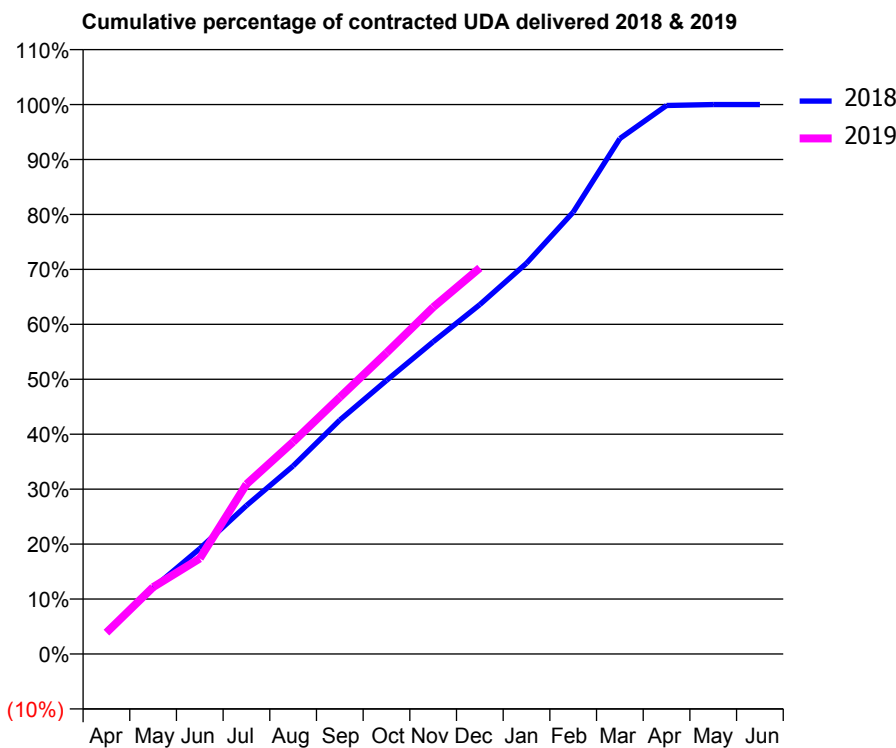
18/19 Contracted general activity (UDA)	14,522
Carry forward general activity (UDA)	2
18/19 Contracted orthodontic activity (UOA)	0
Carry forward orthodontic activity (UOA)	0
Baseline contract value	£402,004.84

ACCESS*

Patients seen in 24 months	Total	Change since previous quarter
Quarter ending December 2017	4,610	
Quarter ending March 2018	4,748	↑
Quarter ending June 2018	4,718	→
Quarter ending September 2018	4,748	→
Quarter ending December 2018	4,735	→
Variance since December 2017	2.7%	↑



ACTIVITY



Month	Adjusted Scheduled Activity (UDA)	
	2018	2019
April	595	564
May	1,746	1,768
June	2,784	2,524
July	3,924	4,488
August	4,971	5,605
September	6,182	6,787
October	7,230	7,959
November	8,251	9,166
December	9,235	10,205
January	10,328	
February	11,678	
March	13,621	
April	14,496	
May	14,520	
June	14,520	

QUALITY

	Quantity	Base Number	Contract	AT	Region	England
% of FP17s for the same patient ID Re-attending within 3 months - Children	43	1,024	4.2%	10.7%	11.8%	11.8%
% of FP17s for the same patient ID Re-attending within 3 months - Adults	150	2,528	5.9%	15.9%	16.7%	15.6%
% of FP17s for the same patient ID Re-attending between 3 & 9 months - Children	458	1,024	44.7%	44.8%	48.6%	58.8%
% of FP17s for the same patient ID Re-attending between 3 & 9 months - Adults	830	2,528	32.8%	37.0%	39.1%	51.0%
% of FP17s for Band 1 Urgent Courses	283	3,317	8.5%	10.9%	10.6%	9.0%
% of FP17s Relating to Free Repair or Replacements	0	3,317	0.0%	0.5%	0.5%	0.8%
% of FP17s Relating to Continuations	0	3,317	0.0%	0.7%	0.7%	0.9%
% of Patients satisfied with the dentistry they have received	0	0	N/A	90.9%	90.2%	93.2%
% of Patients satisfied with the time they had to wait for an appointment	0	0	N/A	82.1%	85.0%	88.3%

* This is based on patients treated on this contract for their most recent course of treatment. Figures in italics indicate the base number of FP17s or Patient Questionnaire responses are less than 100. N/A is shown where the base number of responses is less than 10 during the period. % is calculated as Quantity/Base number*100

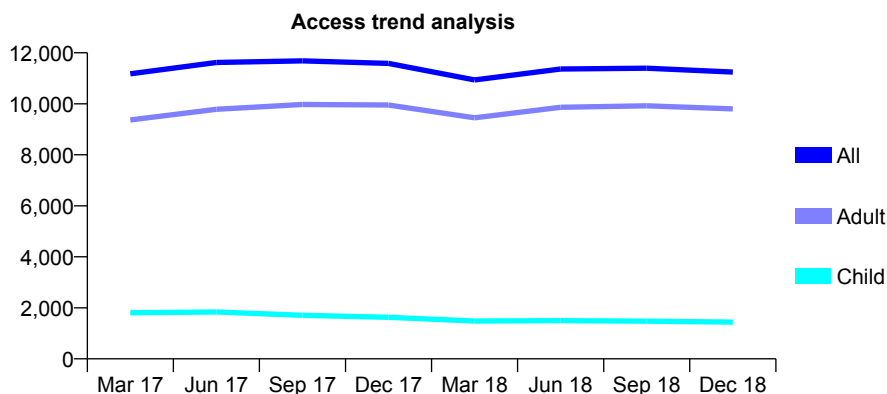
Q61 - Vital Signs At a Glance Contract Report for 150525/0001 - December 2018

Name or company name	The Nightingale Clinic
Contract type name	GDS Contract
Purpose of contract	General
Contract start date	05/09/2014
Contract end date	

18/19 Contracted general activity (UDA)	25,573
Carry forward general activity (UDA)	-464
18/19 Contracted orthodontic activity (UOA)	0
Carry forward orthodontic activity (UOA)	0
Baseline contract value	£1,558,776.81

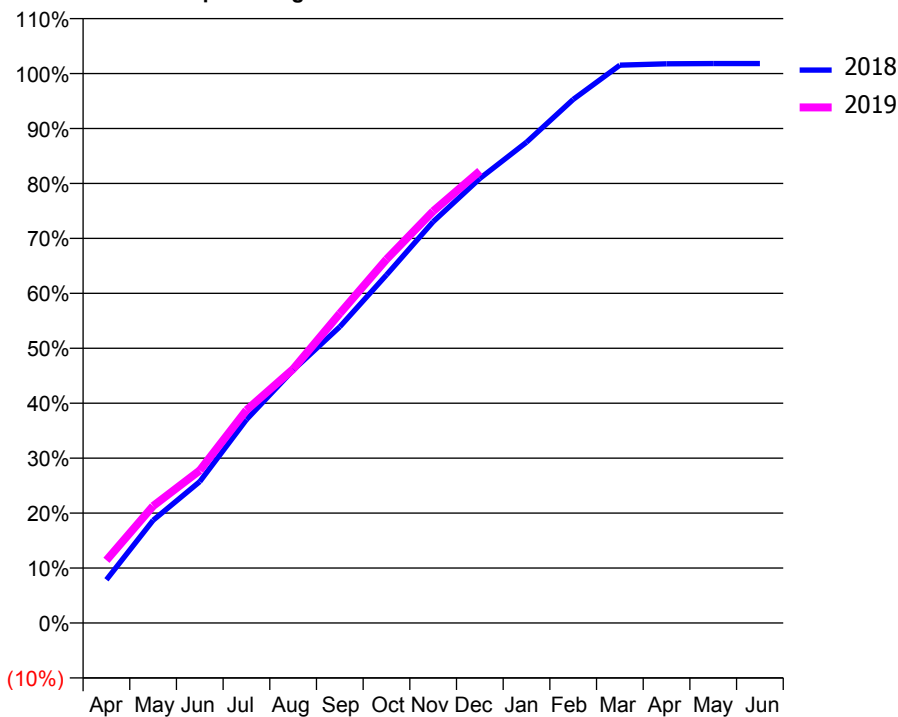
ACCESS*

Patients seen in 24 months	Total	Change since previous quarter
Quarter ending December 2017	11,582	
Quarter ending March 2018	10,934	↓
Quarter ending June 2018	11,365	↑
Quarter ending September 2018	11,397	→
Quarter ending December 2018	11,242	↓
Variance since December 2017	(2.9%)	↓



ACTIVITY

Cumulative percentage of contracted UDA delivered 2018 & 2019



Month	Adjusted Scheduled Activity (UDA)	
	2018	2019
April	2,013	2,920
May	4,781	5,444
June	6,582	7,100
July	9,467	9,908
August	11,770	11,817
September	13,788	14,409
October	16,203	16,925
November	18,676	19,167
December	20,684	21,037
January	22,372	
February	24,366	
March	25,963	
April	26,026	
May	26,036	
June	26,036	

QUALITY

	Quantity	Base Number	Contract	AT	Region	England
% of FP17s for the same patient ID Re-attending within 3 months - Children	10	1,118	0.9%	10.7%	11.8%	11.8%
% of FP17s for the same patient ID Re-attending within 3 months - Adults	66	6,633	1.0%	15.9%	16.7%	15.6%
% of FP17s for the same patient ID Re-attending between 3 & 9 months - Children	23	1,118	2.1%	44.8%	48.6%	58.8%
% of FP17s for the same patient ID Re-attending between 3 & 9 months - Adults	56	6,633	0.8%	37.0%	39.1%	51.0%
% of FP17s for Band 1 Urgent Courses	14	7,569	0.2%	10.9%	10.6%	9.0%
% of FP17s Relating to Free Repair or Replacements	0	7,569	0.0%	0.5%	0.5%	0.8%
% of FP17s Relating to Continuations	8	7,569	0.1%	0.7%	0.7%	0.9%
% of Patients satisfied with the dentistry they have received	0	0	N/A	90.9%	90.2%	93.2%
% of Patients satisfied with the time they had to wait for an appointment	0	0	N/A	82.1%	85.0%	88.3%

* This is based on patients treated on this contract for their most recent course of treatment. Figures in italics indicate the base number of FP17s or Patient Questionnaire responses are less than 100. N/A is shown where the base number of responses is less than 10 during the period. % is calculated as Quantity/Base number*100

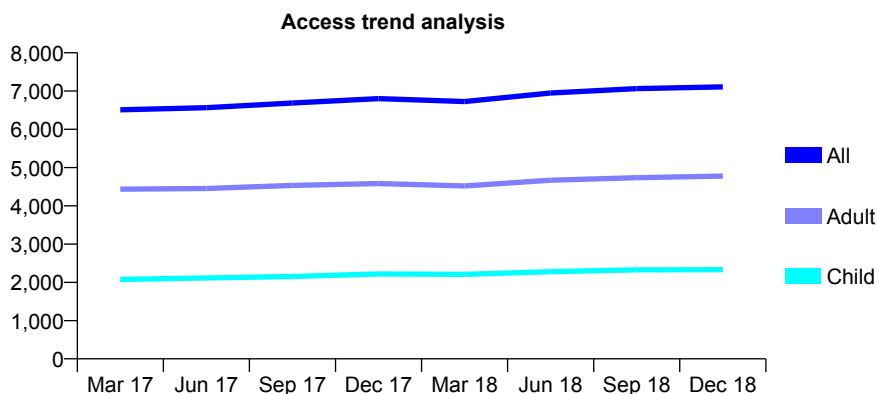
Q61 - Vital Signs At a Glance Contract Report for 151297/0001 - December 2018

Name or company name	Newham Family Dental Care Ltd
Contract type name	GDS Contract
Purpose of contract	General
Contract start date	01/04/2009
Contract end date	

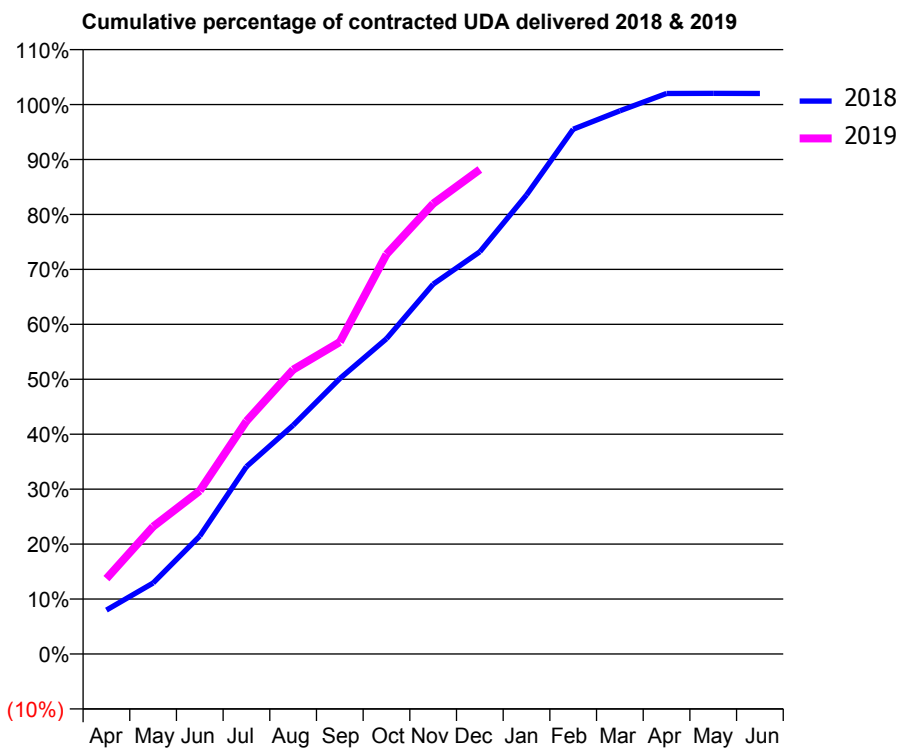
18/19 Contracted general activity (UDA)	17,579
Carry forward general activity (UDA)	-352
18/19 Contracted orthodontic activity (UOA)	0
Carry forward orthodontic activity (UOA)	0
Baseline contract value	£464,210.77

ACCESS*

Patients seen in 24 months	Total	Change since previous quarter
Quarter ending December 2017	6,803	
Quarter ending March 2018	6,726	↓
Quarter ending June 2018	6,950	↑
Quarter ending September 2018	7,063	→
Quarter ending December 2018	7,108	→
Variance since December 2017	4.5%	↑



ACTIVITY



Month	Adjusted Scheduled Activity (UDA)	
	2018	2019
April	1,406	2,414
May	2,271	4,075
June	3,772	5,223
July	5,996	7,452
August	7,318	9,095
September	8,812	9,979
October	10,089	12,788
November	11,832	14,408
December	12,866	15,500
January	14,685	
February	16,790	
March	17,376	
April	17,931	
May	17,938	
June	17,934	

QUALITY

	Quantity	Base Number	Contract	AT	Region	England
% of FP17s for the same patient ID Re-attending within 3 months - Children	156	2,028	7.7%	10.7%	11.8%	11.8%
% of FP17s for the same patient ID Re-attending within 3 months - Adults	379	3,758	10.1%	15.9%	16.7%	15.6%
% of FP17s for the same patient ID Re-attending between 3 & 9 months - Children	690	2,028	34.0%	44.8%	48.6%	58.8%
% of FP17s for the same patient ID Re-attending between 3 & 9 months - Adults	1,183	3,758	31.5%	37.0%	39.1%	51.0%
% of FP17s for Band 1 Urgent Courses	521	5,587	9.3%	10.9%	10.6%	9.0%
% of FP17s Relating to Free Repair or Replacements	84	5,587	1.5%	0.5%	0.5%	0.8%
% of FP17s Relating to Continuations	17	5,587	0.3%	0.7%	0.7%	0.9%
% of Patients satisfied with the dentistry they have received	3	3	N/A	90.9%	90.2%	93.2%
% of Patients satisfied with the time they had to wait for an appointment	2	3	N/A	82.1%	85.0%	88.3%

* This is based on patients treated on this contract for their most recent course of treatment. Figures in italics indicate the base number of FP17s or Patient Questionnaire responses are less than 100. N/A is shown where the base number of responses is less than 10 during the period. % is calculated as Quantity/Base number*100

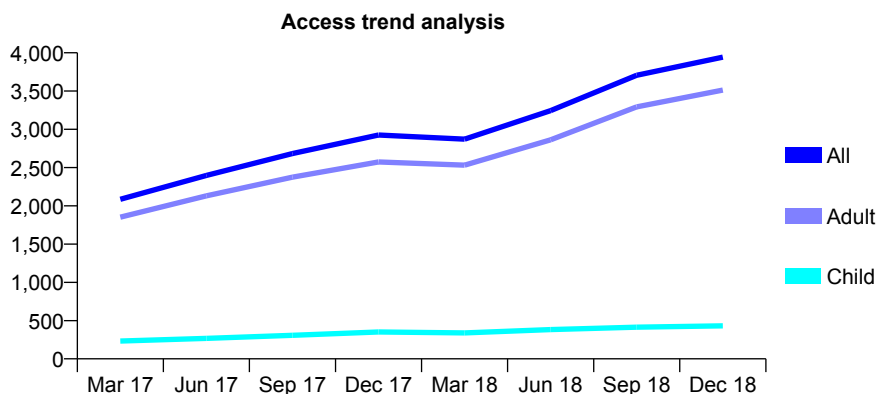
Q61 - Vital Signs At a Glance Contract Report for 151297/0002 - December 2018

Name or company name	Newham Family Dental Care Ltd
Contract type name	PDS Contract
Purpose of contract	General
Contract start date	01/04/2014
Contract end date	31/03/2024

18/19 Contracted general activity (UDA)	8,649
Carry forward general activity (UDA)	0
18/19 Contracted orthodontic activity (UOA)	0
Carry forward orthodontic activity (UOA)	0
Baseline contract value	£456,976.05

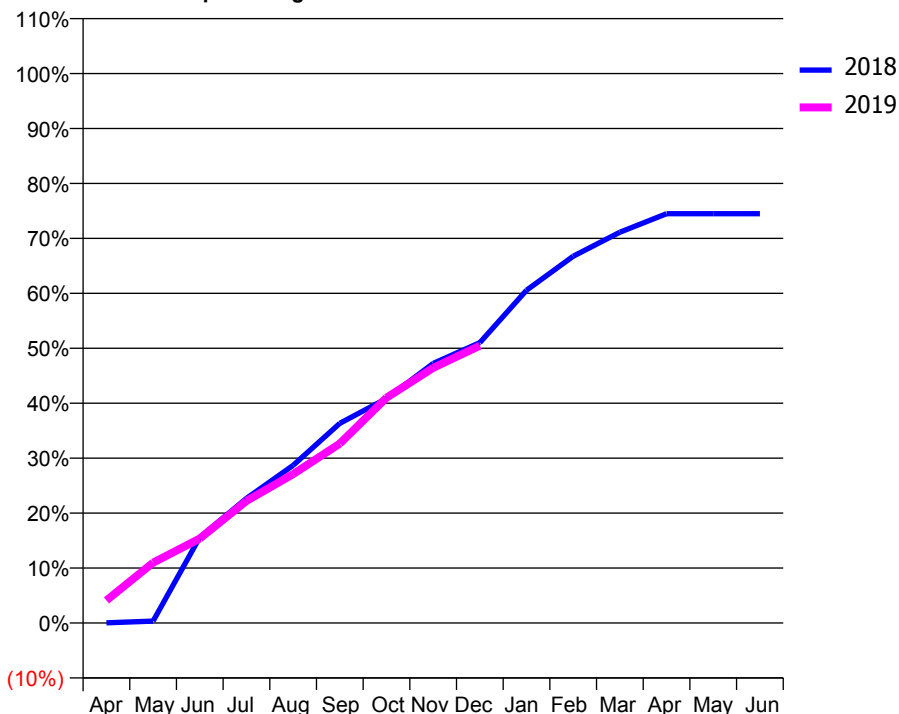
ACCESS*

Patients seen in 24 months	Total	Change since previous quarter
Quarter ending December 2017	2,926	
Quarter ending March 2018	2,871	↓
Quarter ending June 2018	3,245	↑
Quarter ending September 2018	3,707	↑
Quarter ending December 2018	3,944	↑
Variance since December 2017	34.8%	↑



ACTIVITY

Cumulative percentage of contracted UDA delivered 2018 & 2019



Adjusted Scheduled Activity (UDA)

Month	2018	2019
April	2	357
May	30	949
June	1,351	1,329
July	1,961	1,921
August	2,482	2,344
September	3,144	2,824
October	3,534	3,545
November	4,084	4,016
December	4,413	4,364
January	5,237	
February	5,774	
March	6,152	
April	6,442	
May	6,442	
June	6,442	

QUALITY

	Quantity	Base Number	Contract	AT	Region	England
% of FP17s for the same patient ID Re-attending within 3 months - Children	17	553	3.1%	10.7%	11.8%	11.8%
% of FP17s for the same patient ID Re-attending within 3 months - Adults	142	3,312	4.3%	15.9%	16.7%	15.6%
% of FP17s for the same patient ID Re-attending between 3 & 9 months - Children	9	553	1.6%	44.8%	48.6%	58.8%
% of FP17s for the same patient ID Re-attending between 3 & 9 months - Adults	79	3,312	2.4%	37.0%	39.1%	51.0%
% of FP17s for Band 1 Urgent Courses	3,606	3,621	99.6%	10.9%	10.6%	9.0%
% of FP17s Relating to Free Repair or Replacements	0	3,621	0.0%	0.5%	0.5%	0.8%
% of FP17s Relating to Continuations	0	3,621	0.0%	0.7%	0.7%	0.9%
% of Patients satisfied with the dentistry they have received	3	3	N/A	90.9%	90.2%	93.2%
% of Patients satisfied with the time they had to wait for an appointment	3	3	N/A	82.1%	85.0%	88.3%

* This is based on patients treated on this contract for their most recent course of treatment. Figures in italics indicate the base number of FP17s or Patient Questionnaire responses are less than 100. N/A is shown where the base number of responses is less than 10 during the period. % is calculated as Quantity/Base number*100

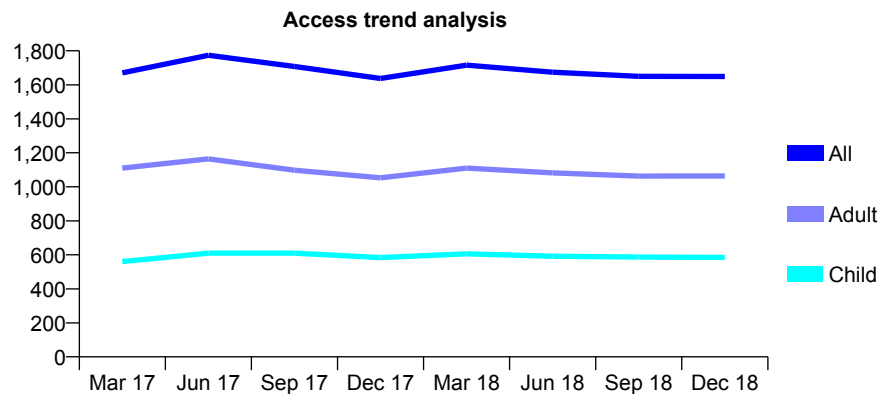
Q61 - Vital Signs At a Glance Contract Report for 153338/0001 - December 2018

Name or company name	Orchard Dental Practice
Contract type name	GDS Contract
Purpose of contract	General
Contract start date	01/07/2015
Contract end date	

18/19 Contracted general activity (UDA)	4,645
Carry forward general activity (UDA)	-93
18/19 Contracted orthodontic activity (UOA)	0
Carry forward orthodontic activity (UOA)	0
Baseline contract value	£167,168.59

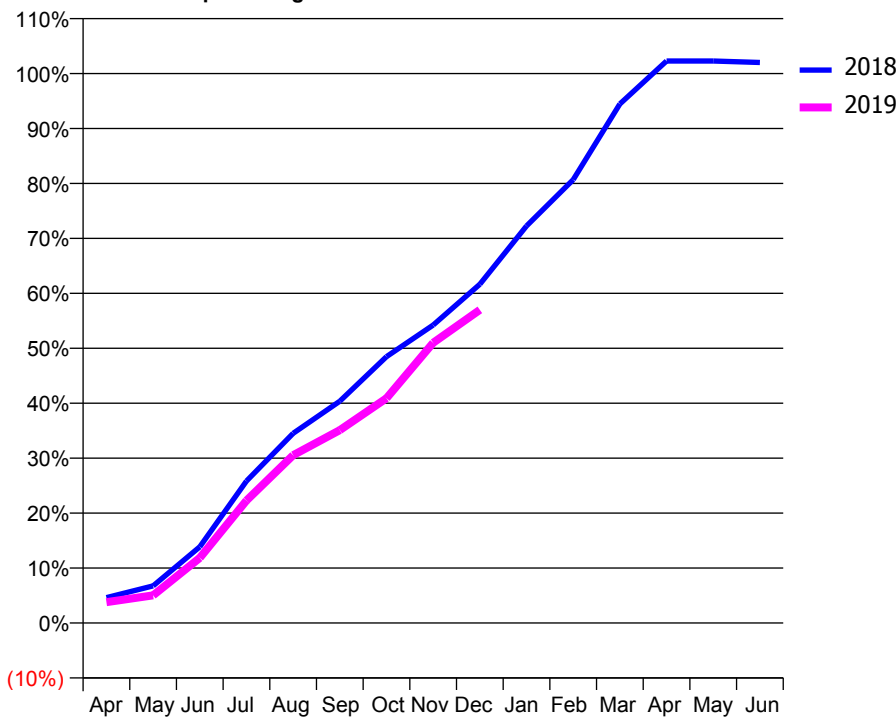
ACCESS*

Patients seen in 24 months	Total	Change since previous quarter
Quarter ending December 2017	1,637	
Quarter ending March 2018	1,716	↑
Quarter ending June 2018	1,674	↓
Quarter ending September 2018	1,650	↓
Quarter ending December 2018	1,649	→
Variance since December 2017	0.7%	→



ACTIVITY

Cumulative percentage of contracted UDA delivered 2018 & 2019



Month	Adjusted Scheduled Activity (UDA)	
	2018	2019
April	215	176
May	314	234
June	644	551
July	1,199	1,036
August	1,604	1,419
September	1,875	1,630
October	2,252	1,900
November	2,519	2,369
December	2,863	2,647
January	3,356	
February	3,747	
March	4,388	
April	4,751	
May	4,751	
June	4,739	

QUALITY

	Quantity	Base Number	Contract	AT	Region	England
% of FP17s for the same patient ID Re-attending within 3 months - Children	33	454	7.3%	10.7%	11.8%	11.8%
% of FP17s for the same patient ID Re-attending within 3 months - Adults	185	877	21.1%	15.9%	16.7%	15.6%
% of FP17s for the same patient ID Re-attending between 3 & 9 months - Children	241	454	53.1%	44.8%	48.6%	58.8%
% of FP17s for the same patient ID Re-attending between 3 & 9 months - Adults	326	877	37.2%	37.0%	39.1%	51.0%
% of FP17s for Band 1 Urgent Courses	230	1,221	18.8%	10.9%	10.6%	9.0%
% of FP17s Relating to Free Repair or Replacements	7	1,221	0.6%	0.5%	0.5%	0.8%
% of FP17s Relating to Continuations	2	1,221	0.2%	0.7%	0.7%	0.9%
% of Patients satisfied with the dentistry they have received	0	0	N/A	90.9%	90.2%	93.2%
% of Patients satisfied with the time they had to wait for an appointment	0	0	N/A	82.1%	85.0%	88.3%

* This is based on patients treated on this contract for their most recent course of treatment. Figures in italics indicate the base number of FP17s or Patient Questionnaire responses are less than 100. N/A is shown where the base number of responses is less than 10 during the period. % is calculated as Quantity/Base number*100

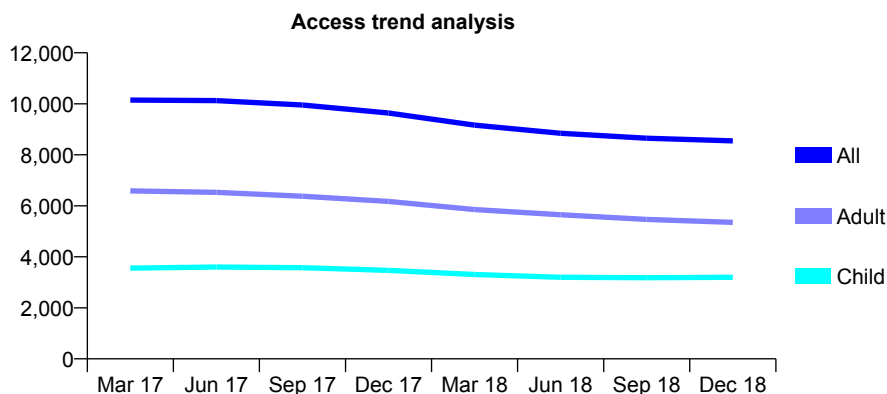
Q61 - Vital Signs At a Glance Contract Report for 153710/0001 - December 2018

Name or company name	Inspire Dental Dagenham Ltd
Contract type name	GDS Contract
Purpose of contract	General and Orthodontic
Contract start date	01/12/2007
Contract end date	

18/19 Contracted general activity (UDA)	28,268
Carry forward general activity (UDA)	-535
18/19 Contracted orthodontic activity (UOA)	2,513
Carry forward orthodontic activity (UOA)	-15
Baseline contract value	£946,598.08

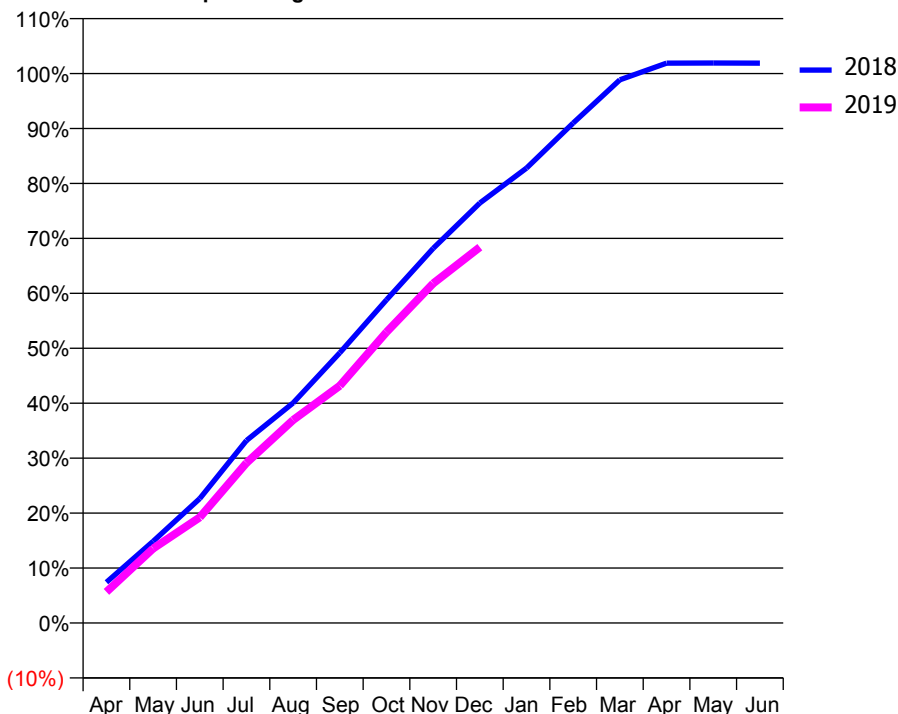
ACCESS*

Patients seen in 24 months	Total	Change since previous quarter
Quarter ending December 2017	9,639	
Quarter ending March 2018	9,161	↓
Quarter ending June 2018	8,845	↓
Quarter ending September 2018	8,653	↓
Quarter ending December 2018	8,548	↓
Variance since December 2017	(11.3%)	↓



ACTIVITY

Cumulative percentage of contracted UDA delivered 2018 & 2019



Month	Adjusted Scheduled Activity (UDA)	
	2018	2019
April	2,094	1,604
May	4,203	3,830
June	6,407	5,439
July	9,390	8,238
August	11,325	10,446
September	13,898	12,208
October	16,628	14,963
November	19,271	17,469
December	21,602	19,336
January	23,405	
February	25,718	
March	27,946	
April	28,801	
May	28,810	
June	28,803	

QUALITY

	Quantity	Base Number	Contract	AT	Region	England
% of FP17s for the same patient ID Re-attending within 3 months - Children	319	3,514	9.1%	10.7%	11.8%	11.8%
% of FP17s for the same patient ID Re-attending within 3 months - Adults	483	4,505	10.7%	15.9%	16.7%	15.6%
% of FP17s for the same patient ID Re-attending between 3 & 9 months - Children	1,958	3,514	55.7%	44.8%	48.6%	58.8%
% of FP17s for the same patient ID Re-attending between 3 & 9 months - Adults	2,039	4,505	45.3%	37.0%	39.1%	51.0%
% of FP17s for Band 1 Urgent Courses	470	7,375	6.4%	10.9%	10.6%	9.0%
% of FP17s Relating to Free Repair or Replacements	35	7,375	0.5%	0.5%	0.5%	0.8%
% of FP17s Relating to Continuations	20	7,375	0.3%	0.7%	0.7%	0.9%
% of Patients satisfied with the dentistry they have received	2	2	N/A	90.9%	90.2%	93.2%
% of Patients satisfied with the time they had to wait for an appointment	2	2	N/A	82.1%	85.0%	88.3%

* This is based on patients treated on this contract for their most recent course of treatment. Figures in italics indicate the base number of FP17s or Patient Questionnaire responses are less than 100. N/A is shown where the base number of responses is less than 10 during the period. % is calculated as Quantity/Base number*100

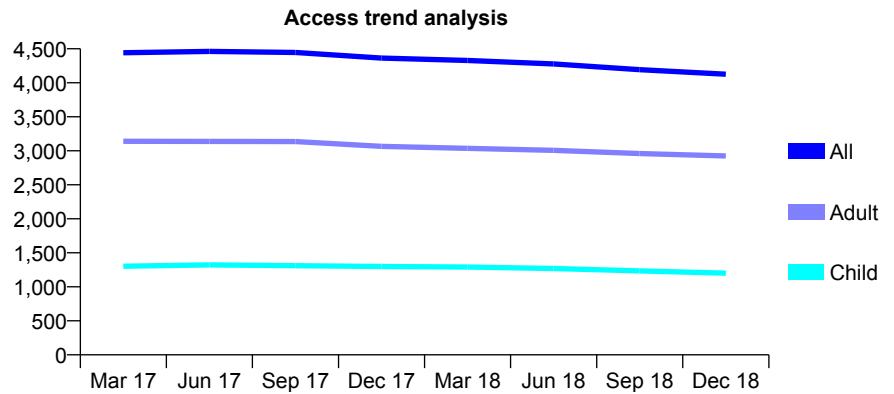
Q61 - Vital Signs At a Glance Contract Report for 158615/0001 - December 2018

Name or company name	Mr R NAidu and Mrs P Naidu
Contract type name	GDS Contract
Purpose of contract	General
Contract start date	01/04/2010
Contract end date	

18/19 Contracted general activity (UDA)	12,066
Carry forward general activity (UDA)	245
18/19 Contracted orthodontic activity (UOA)	0
Carry forward orthodontic activity (UOA)	0
Baseline contract value	£335,241.85

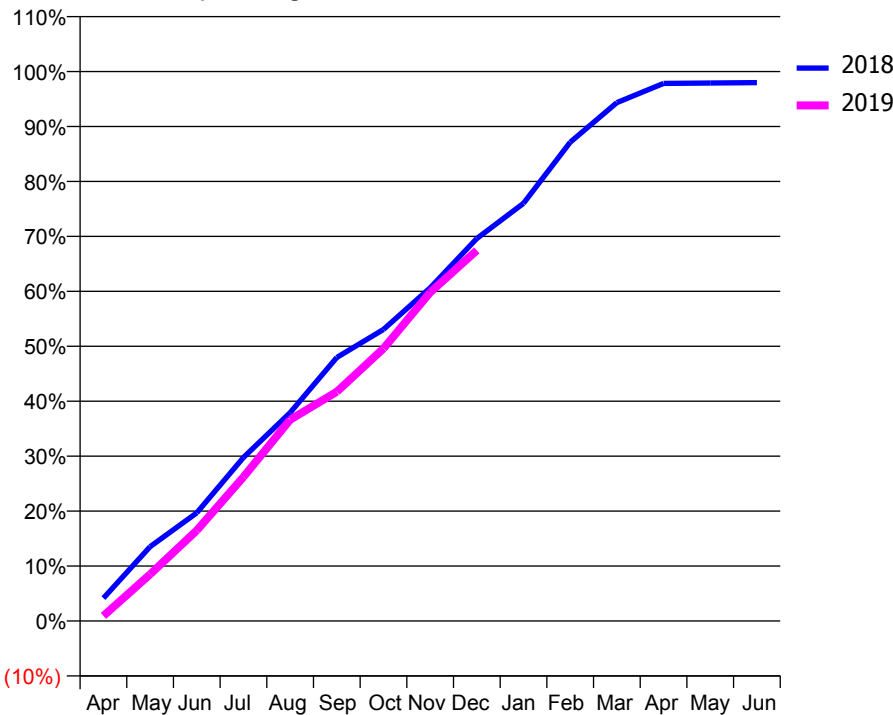
ACCESS*

Patients seen in 24 months	Total	Change since previous quarter
Quarter ending December 2017	4,364	
Quarter ending March 2018	4,328	→
Quarter ending June 2018	4,277	↓
Quarter ending September 2018	4,194	↓
Quarter ending December 2018	4,126	↓
Variance since December 2017	(5.5%)	↓



ACTIVITY

Cumulative percentage of contracted UDA delivered 2018 & 2019



Month	Adjusted Scheduled Activity (UDA)	
	2018	2019
April	502	113
May	1,633	1,027
June	2,377	1,989
July	3,592	3,163
August	4,574	4,419
September	5,789	5,035
October	6,401	5,984
November	7,317	7,218
December	8,399	8,138
January	9,171	
February	10,513	
March	11,384	
April	11,806	
May	11,813	
June	11,821	

QUALITY

	Quantity	Base Number	Contract	AT	Region	England
% of FP17s for the same patient ID Re-attending within 3 months - Children	70	1,298	5.4%	10.7%	11.8%	11.8%
% of FP17s for the same patient ID Re-attending within 3 months - Adults	238	2,812	8.5%	15.9%	16.7%	15.6%
% of FP17s for the same patient ID Re-attending between 3 & 9 months - Children	772	1,298	59.5%	44.8%	48.6%	58.8%
% of FP17s for the same patient ID Re-attending between 3 & 9 months - Adults	1,608	2,812	57.2%	37.0%	39.1%	51.0%
% of FP17s for Band 1 Urgent Courses	187	3,904	4.8%	10.9%	10.6%	9.0%
% of FP17s Relating to Free Repair or Replacements	25	3,904	0.6%	0.5%	0.5%	0.8%
% of FP17s Relating to Continuations	12	3,904	0.3%	0.7%	0.7%	0.9%
% of Patients satisfied with the dentistry they have received	1	1	N/A	90.9%	90.2%	93.2%
% of Patients satisfied with the time they had to wait for an appointment	1	1	N/A	82.1%	85.0%	88.3%

* This is based on patients treated on this contract for their most recent course of treatment. Figures in italics indicate the base number of FP17s or Patient Questionnaire responses are less than 100. N/A is shown where the base number of responses is less than 10 during the period. % is calculated as Quantity/Base number*100

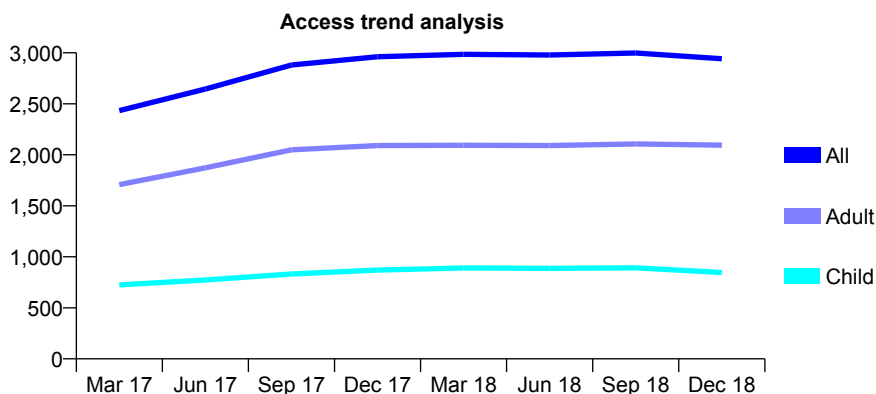
Q61 - Vital Signs At a Glance Contract Report for 158860/0001 - December 2018

Name or company name	Ashish Patel
Contract type name	GDS Contract
Purpose of contract	General
Contract start date	01/11/2015
Contract end date	

18/19 Contracted general activity (UDA)	6,902
Carry forward general activity (UDA)	-61
18/19 Contracted orthodontic activity (UOA)	0
Carry forward orthodontic activity (UOA)	0
Baseline contract value	£282,557.48

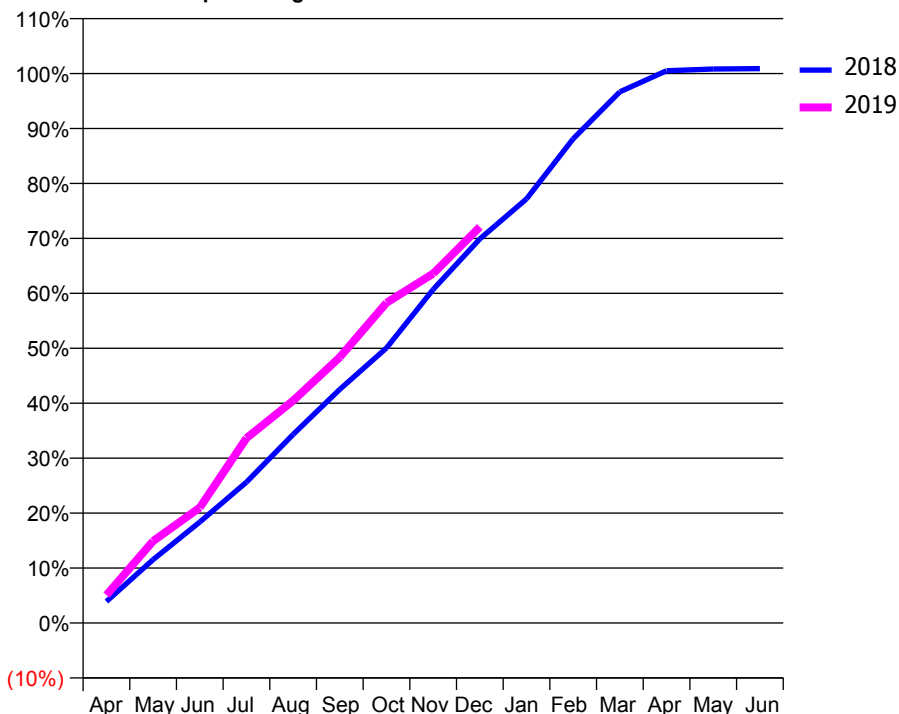
ACCESS*

Patients seen in 24 months	Total	Change since previous quarter
Quarter ending December 2017	2,961	
Quarter ending March 2018	2,985	→
Quarter ending June 2018	2,978	→
Quarter ending September 2018	2,998	→
Quarter ending December 2018	2,942	↓
Variance since December 2017	(0.6%)	→



ACTIVITY

Cumulative percentage of contracted UDA delivered 2018 & 2019



Month	Adjusted Scheduled Activity (UDA)	
	2018	2019
April	271	351
May	796	1,029
June	1,268	1,450
July	1,769	2,322
August	2,370	2,792
September	2,936	3,340
October	3,454	4,022
November	4,189	4,390
December	4,825	4,976
January	5,326	
February	6,083	
March	6,672	
April	6,937	
May	6,958	
June	6,963	

QUALITY

	Quantity	Base Number	Contract	AT	Region	England
% of FP17s for the same patient ID Re-attending within 3 months - Children	57	548	10.4%	10.7%	11.8%	11.8%
% of FP17s for the same patient ID Re-attending within 3 months - Adults	255	1,612	15.8%	15.9%	16.7%	15.6%
% of FP17s for the same patient ID Re-attending between 3 & 9 months - Children	101	548	18.4%	44.8%	48.6%	58.8%
% of FP17s for the same patient ID Re-attending between 3 & 9 months - Adults	315	1,612	19.5%	37.0%	39.1%	51.0%
% of FP17s for Band 1 Urgent Courses	375	2,046	18.3%	10.9%	10.6%	9.0%
% of FP17s Relating to Free Repair or Replacements	3	2,046	0.1%	0.5%	0.5%	0.8%
% of FP17s Relating to Continuations	7	2,046	0.3%	0.7%	0.7%	0.9%
% of Patients satisfied with the dentistry they have received	0	0	N/A	90.9%	90.2%	93.2%
% of Patients satisfied with the time they had to wait for an appointment	0	0	N/A	82.1%	85.0%	88.3%

* This is based on patients treated on this contract for their most recent course of treatment. Figures in italics indicate the base number of FP17s or Patient Questionnaire responses are less than 100. N/A is shown where the base number of responses is less than 10 during the period. % is calculated as Quantity/Base number*100

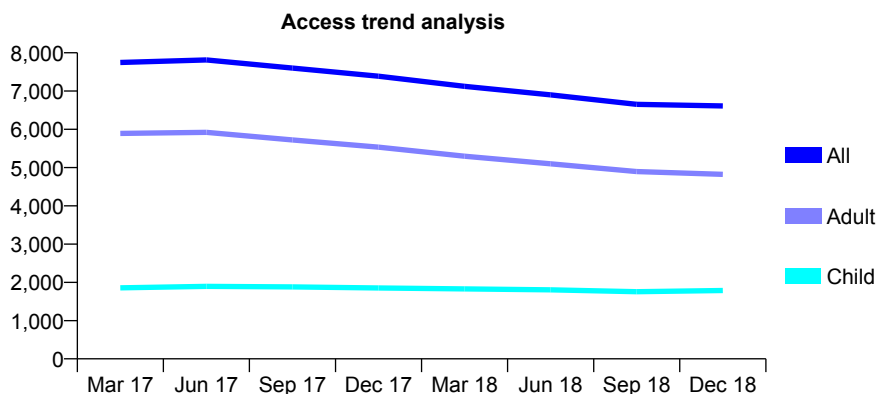
Q61 - Vital Signs At a Glance Contract Report for 159050/0001 - December 2018

Name or company name	THE HARROW DENTAL PRACTICE LIMIT
Contract type name	GDS Contract
Purpose of contract	General
Contract start date	01/04/2011
Contract end date	

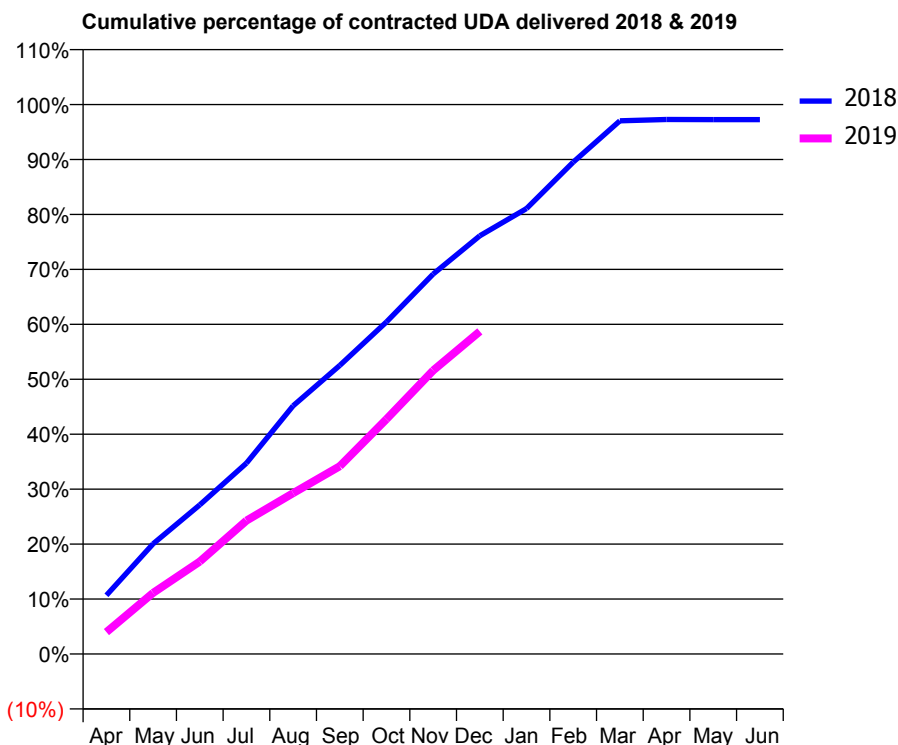
18/19 Contracted general activity (UDA)	19,469
Carry forward general activity (UDA)	536
18/19 Contracted orthodontic activity (UOA)	0
Carry forward orthodontic activity (UOA)	0
Baseline contract value	£515,595.40

ACCESS*

Patients seen in 24 months	Total	Change since previous quarter
Quarter ending December 2017	7,389	
Quarter ending March 2018	7,122	↓
Quarter ending June 2018	6,901	↓
Quarter ending September 2018	6,651	↓
Quarter ending December 2018	6,611	→
Variance since December 2017	(10.5%)	↓



ACTIVITY



Month	Adjusted Scheduled Activity (UDA)	
	2018	2019
April	2,082	779
May	3,907	2,165
June	5,283	3,278
July	6,762	4,726
August	8,794	5,702
September	10,225	6,654
October	11,765	8,321
November	13,462	10,047
December	14,818	11,431
January	15,780	
February	17,427	
March	18,890	
April	18,937	
May	18,933	
June	18,933	

QUALITY

	Quantity	Base Number	Contract	AT	Region	England
% of FP17s for the same patient ID Re-attending within 3 months - Children	96	1,799	5.3%	10.7%	11.8%	11.8%
% of FP17s for the same patient ID Re-attending within 3 months - Adults	488	4,414	11.1%	15.9%	16.7%	15.6%
% of FP17s for the same patient ID Re-attending between 3 & 9 months - Children	1,066	1,799	59.3%	44.8%	48.6%	58.8%
% of FP17s for the same patient ID Re-attending between 3 & 9 months - Adults	2,561	4,414	58.0%	37.0%	39.1%	51.0%
% of FP17s for Band 1 Urgent Courses	317	6,184	5.1%	10.9%	10.6%	9.0%
% of FP17s Relating to Free Repair or Replacements	42	6,184	0.7%	0.5%	0.5%	0.8%
% of FP17s Relating to Continuations	142	6,184	2.3%	0.7%	0.7%	0.9%
% of Patients satisfied with the dentistry they have received	3	3	N/A	90.9%	90.2%	93.2%
% of Patients satisfied with the time they had to wait for an appointment	2	3	N/A	82.1%	85.0%	88.3%

* This is based on patients treated on this contract for their most recent course of treatment. Figures in italics indicate the base number of FP17s or Patient Questionnaire responses are less than 100. N/A is shown where the base number of responses is less than 10 during the period. % is calculated as Quantity/Base number*100

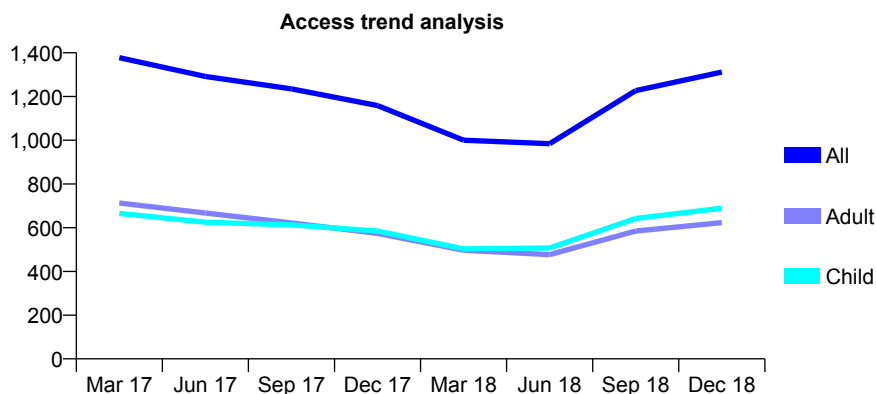
Q61 - Vital Signs At a Glance Contract Report for 159557/0001 - December 2018

Name or company name	Ilford Lane Family Dental Surgery
Contract type name	GDS Contract
Purpose of contract	General
Contract start date	01/04/2013
Contract end date	

18/19 Contracted general activity (UDA)	4,998
Carry forward general activity (UDA)	2,400
18/19 Contracted orthodontic activity (UOA)	0
Carry forward orthodontic activity (UOA)	0
Baseline contract value	£175,610.76

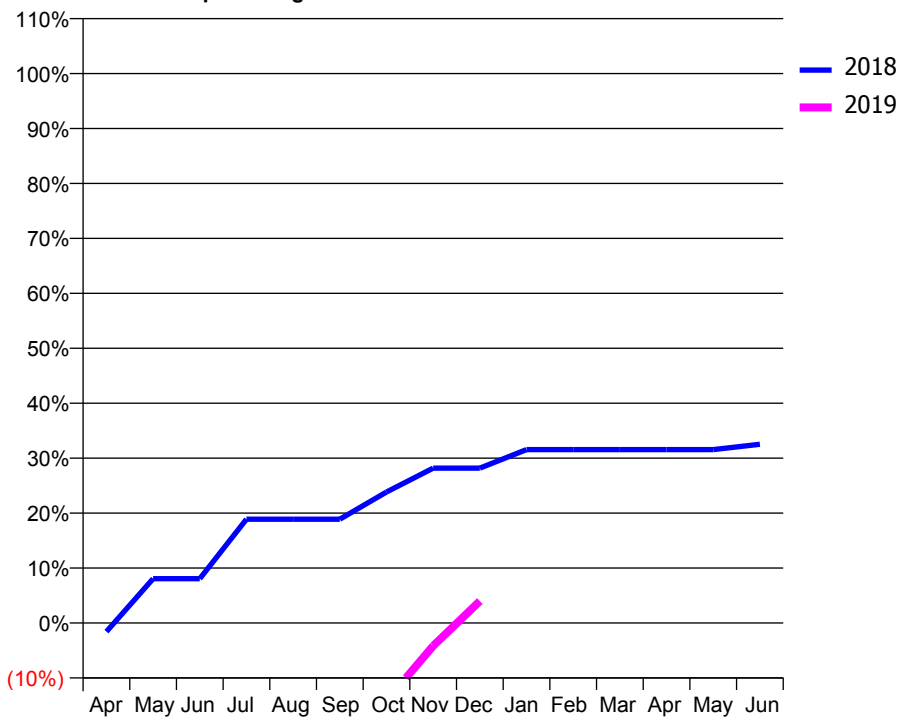
ACCESS*

Patients seen in 24 months	Total	Change since previous quarter
Quarter ending December 2017	1,159	
Quarter ending March 2018	1,000	↓
Quarter ending June 2018	984	↓
Quarter ending September 2018	1,227	↑
Quarter ending December 2018	1,312	↑
Variance since December 2017	13.2%	↑



ACTIVITY

Cumulative percentage of contracted UDA delivered 2018 & 2019



Month	Adjusted Scheduled Activity (UDA)	
	2018	2019
April	-79	-2,400
May	403	-2,400
June	403	-2,400
July	944	-2,364
August	944	-2,349
September	944	-1,323
October	1,192	-709
November	1,408	-210
December	1,408	200
January	1,578	
February	1,578	
March	1,578	
April	1,578	
May	1,578	
June	1,626	

QUALITY

	Quantity	Base Number	Contract	AT	Region	England
% of FP17s for the same patient ID Re-attending within 3 months - Children	83	785	10.6%	10.7%	11.8%	11.8%
% of FP17s for the same patient ID Re-attending within 3 months - Adults	158	768	20.6%	15.9%	16.7%	15.6%
% of FP17s for the same patient ID Re-attending between 3 & 9 months - Children	182	785	23.2%	44.8%	48.6%	58.8%
% of FP17s for the same patient ID Re-attending between 3 & 9 months - Adults	129	768	16.8%	37.0%	39.1%	51.0%
% of FP17s for Band 1 Urgent Courses	195	1,216	16.0%	10.9%	10.6%	9.0%
% of FP17s Relating to Free Repair or Replacements	0	1,216	0.0%	0.5%	0.5%	0.8%
% of FP17s Relating to Continuations	0	1,216	0.0%	0.7%	0.7%	0.9%
% of Patients satisfied with the dentistry they have received	0	0	N/A	90.9%	90.2%	93.2%
% of Patients satisfied with the time they had to wait for an appointment	0	0	N/A	82.1%	85.0%	88.3%

* This is based on patients treated on this contract for their most recent course of treatment. Figures in italics indicate the base number of FP17s or Patient Questionnaire responses are less than 100. N/A is shown where the base number of responses is less than 10 during the period. % is calculated as Quantity/Base number*100

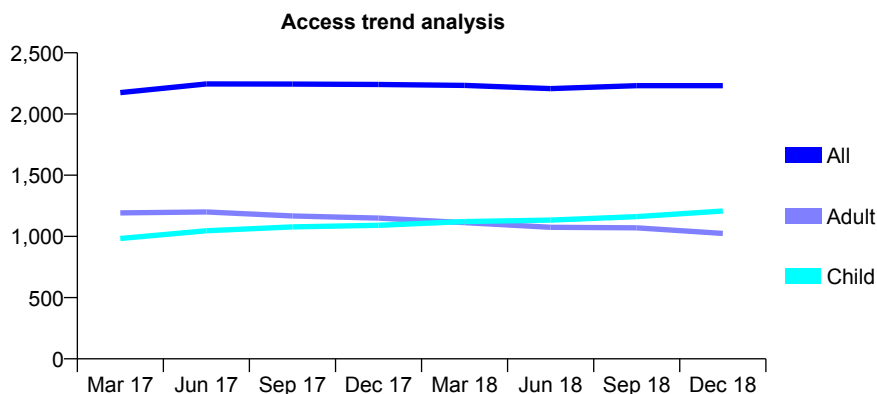
Q61 - Vital Signs At a Glance Contract Report for 160946/0001 - December 2018

Name or company name	Drs Landau & Lauffer
Contract type name	GDS Contract
Purpose of contract	General
Contract start date	08/02/2014
Contract end date	

18/19 Contracted general activity (UDA)	6,500
Carry forward general activity (UDA)	5
18/19 Contracted orthodontic activity (UOA)	0
Carry forward orthodontic activity (UOA)	0
Baseline contract value	£179,934.70

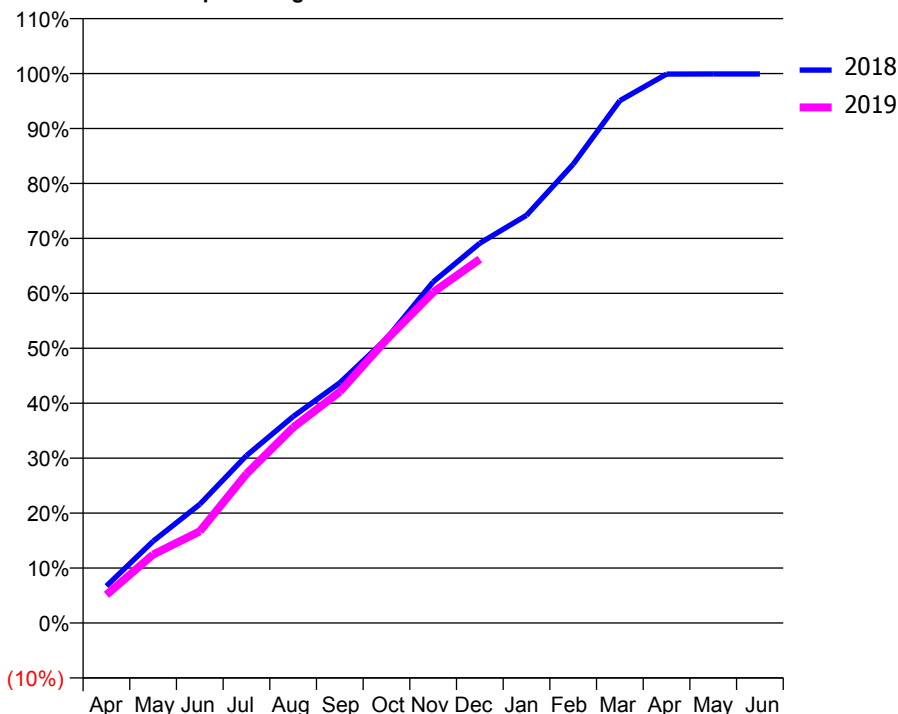
ACCESS*

Patients seen in 24 months	Total	Change since previous quarter
Quarter ending December 2017	2,241	
Quarter ending March 2018	2,234	→
Quarter ending June 2018	2,208	↓
Quarter ending September 2018	2,232	→
Quarter ending December 2018	2,232	→
Variance since December 2017	(0.4%)	→



ACTIVITY

Cumulative percentage of contracted UDA delivered 2018 & 2019



Month	Adjusted Scheduled Activity (UDA)	
	2018	2019
April	438	334
May	967	810
June	1,404	1,084
July	1,981	1,765
August	2,443	2,314
September	2,841	2,736
October	3,363	3,353
November	4,035	3,913
December	4,494	4,304
January	4,822	
February	5,427	
March	6,180	
April	6,493	
May	6,494	
June	6,494	

QUALITY

	Quantity	Base Number	Contract	AT	Region	England
% of FP17s for the same patient ID Re-attending within 3 months - Children	76	1,102	6.9%	10.7%	11.8%	11.8%
% of FP17s for the same patient ID Re-attending within 3 months - Adults	127	667	19.0%	15.9%	16.7%	15.6%
% of FP17s for the same patient ID Re-attending between 3 & 9 months - Children	494	1,102	44.8%	44.8%	48.6%	58.8%
% of FP17s for the same patient ID Re-attending between 3 & 9 months - Adults	228	667	34.2%	37.0%	39.1%	51.0%
% of FP17s for Band 1 Urgent Courses	129	1,681	7.7%	10.9%	10.6%	9.0%
% of FP17s Relating to Free Repair or Replacements	1	1,681	0.1%	0.5%	0.5%	0.8%
% of FP17s Relating to Continuations	0	1,681	0.0%	0.7%	0.7%	0.9%
% of Patients satisfied with the dentistry they have received	1	1	N/A	90.9%	90.2%	93.2%
% of Patients satisfied with the time they had to wait for an appointment	1	1	N/A	82.1%	85.0%	88.3%

* This is based on patients treated on this contract for their most recent course of treatment. Figures in italics indicate the base number of FP17s or Patient Questionnaire responses are less than 100. N/A is shown where the base number of responses is less than 10 during the period. % is calculated as Quantity/Base number*100

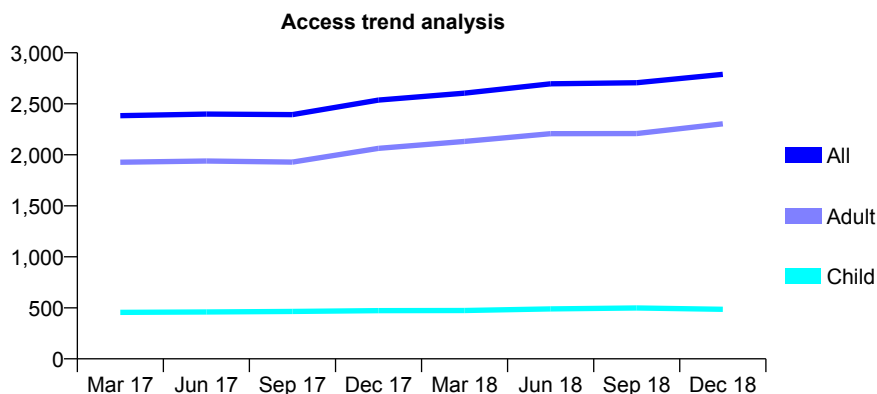
Q61 - Vital Signs At a Glance Contract Report for 161462/0001 - December 2018

Name or company name	NEWHAM FAMILY DENTAL CARE LTD
Contract type name	GDS Contract
Purpose of contract	General
Contract start date	15/10/2012
Contract end date	

18/19 Contracted general activity (UDA)	6,000
Carry forward general activity (UDA)	-53
18/19 Contracted orthodontic activity (UOA)	0
Carry forward orthodontic activity (UOA)	0
Baseline contract value	£186,196.47

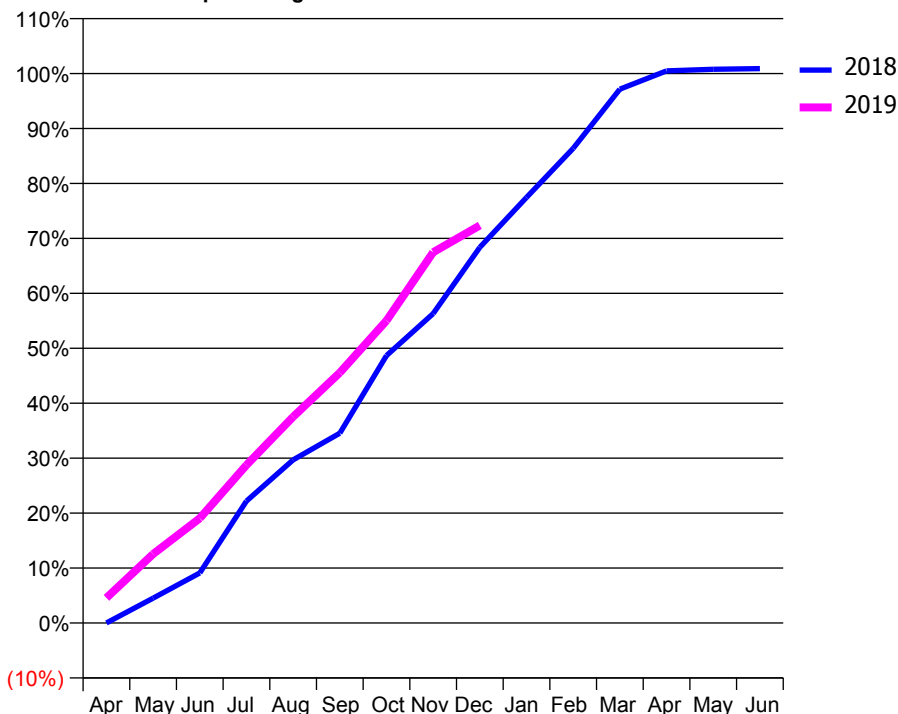
ACCESS*

Patients seen in 24 months	Total	Change since previous quarter
Quarter ending December 2017	2,536	
Quarter ending March 2018	2,605	↑
Quarter ending June 2018	2,696	↑
Quarter ending September 2018	2,707	→
Quarter ending December 2018	2,789	↑
Variance since December 2017	10.0%	↑



ACTIVITY

Cumulative percentage of contracted UDA delivered 2018 & 2019



Month	Adjusted Scheduled Activity (UDA)	
	2018	2019
April	0	275
May	271	754
June	547	1,143
July	1,331	1,724
August	1,781	2,252
September	2,073	2,734
October	2,920	3,301
November	3,379	4,048
December	4,102	4,341
January	4,648	
February	5,182	
March	5,829	
April	6,029	
May	6,047	
June	6,053	

QUALITY

	Quantity	Base Number	Contract	AT	Region	England
% of FP17s for the same patient ID Re-attending within 3 months - Children	21	390	5.4%	10.7%	11.8%	11.8%
% of FP17s for the same patient ID Re-attending within 3 months - Adults	177	1,576	11.2%	15.9%	16.7%	15.6%
% of FP17s for the same patient ID Re-attending between 3 & 9 months - Children	164	390	42.1%	44.8%	48.6%	58.8%
% of FP17s for the same patient ID Re-attending between 3 & 9 months - Adults	454	1,576	28.8%	37.0%	39.1%	51.0%
% of FP17s for Band 1 Urgent Courses	385	1,883	20.4%	10.9%	10.6%	9.0%
% of FP17s Relating to Free Repair or Replacements	16	1,883	0.8%	0.5%	0.5%	0.8%
% of FP17s Relating to Continuations	2	1,883	0.1%	0.7%	0.7%	0.9%
% of Patients satisfied with the dentistry they have received	1	1	N/A	90.9%	90.2%	93.2%
% of Patients satisfied with the time they had to wait for an appointment	1	1	N/A	82.1%	85.0%	88.3%

* This is based on patients treated on this contract for their most recent course of treatment. Figures in italics indicate the base number of FP17s or Patient Questionnaire responses are less than 100. N/A is shown where the base number of responses is less than 10 during the period. % is calculated as Quantity/Base number*100

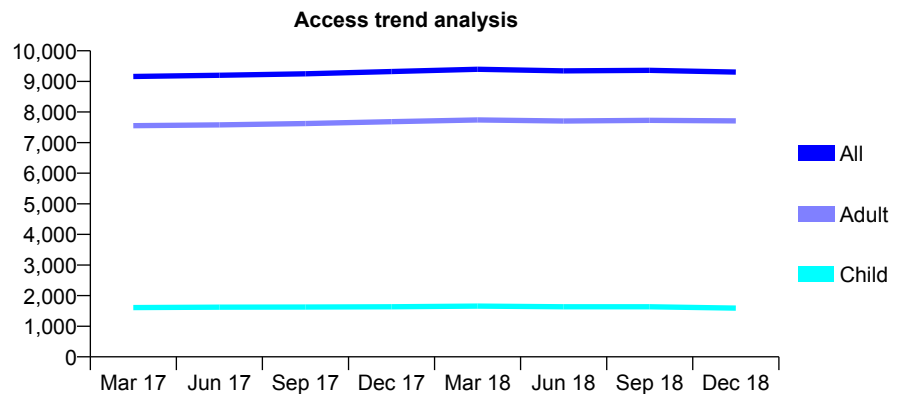
Q61 - Vital Signs At a Glance Contract Report for 162574/0001 - December 2018

Name or company name	10 Hall Lane Dental Practice Ltd
Contract type name	GDS Contract
Purpose of contract	General
Contract start date	01/04/2010
Contract end date	

18/19 Contracted general activity (UDA)	21,964
Carry forward general activity (UDA)	-439
18/19 Contracted orthodontic activity (UOA)	0
Carry forward orthodontic activity (UOA)	0
Baseline contract value	£725,839.63

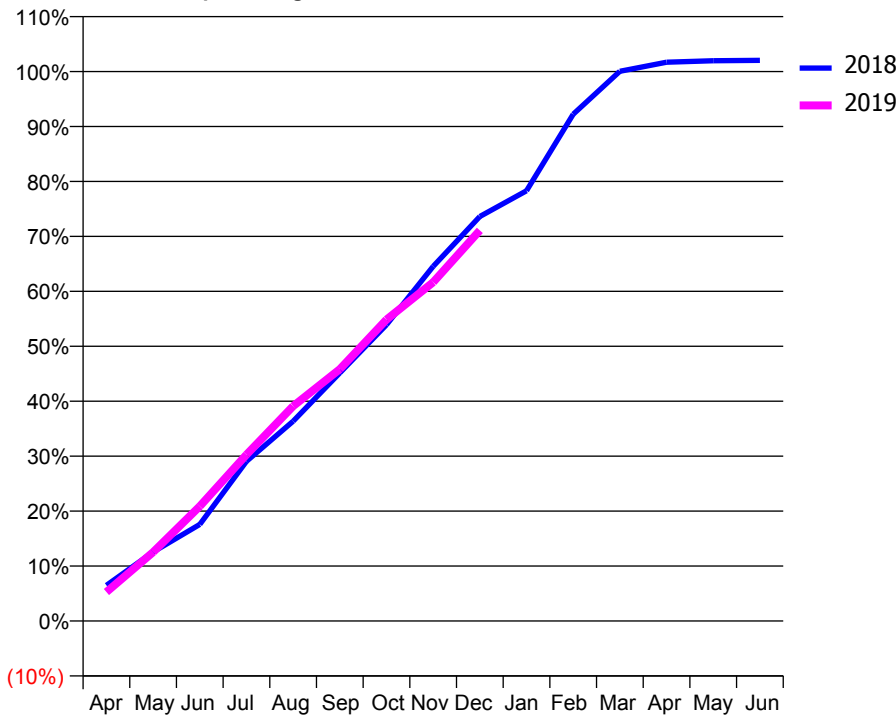
ACCESS*

Patients seen in 24 months	Total	Change since previous quarter
Quarter ending December 2017	9,321	
Quarter ending March 2018	9,395	→
Quarter ending June 2018	9,343	→
Quarter ending September 2018	9,361	→
Quarter ending December 2018	9,304	→
Variance since December 2017	(0.2%)	→



ACTIVITY

Cumulative percentage of contracted UDA delivered 2018 & 2019



Month	2018	2019
April	1,427	1,162
May	2,756	2,755
June	3,864	4,589
July	6,380	6,647
August	7,988	8,591
September	9,914	10,065
October	11,841	12,049
November	14,175	13,539
December	16,168	15,614
January	17,199	
February	20,254	
March	21,973	
April	22,337	
May	22,393	
June	22,411	

QUALITY

	Quantity	Base Number	Contract	AT	Region	England
% of FP17s for the same patient ID Re-attending within 3 months - Children	77	1,453	5.3%	10.7%	11.8%	11.8%
% of FP17s for the same patient ID Re-attending within 3 months - Adults	858	6,765	12.7%	15.9%	16.7%	15.6%
% of FP17s for the same patient ID Re-attending between 3 & 9 months - Children	659	1,453	45.4%	44.8%	48.6%	58.8%
% of FP17s for the same patient ID Re-attending between 3 & 9 months - Adults	2,529	6,765	37.4%	37.0%	39.1%	51.0%
% of FP17s for Band 1 Urgent Courses	694	8,029	8.6%	10.9%	10.6%	9.0%
% of FP17s Relating to Free Repair or Replacements	73	8,029	0.9%	0.5%	0.5%	0.8%
% of FP17s Relating to Continuations	35	8,029	0.4%	0.7%	0.7%	0.9%
% of Patients satisfied with the dentistry they have received	1	1	N/A	90.9%	90.2%	93.2%
% of Patients satisfied with the time they had to wait for an appointment	1	1	N/A	82.1%	85.0%	88.3%

* This is based on patients treated on this contract for their most recent course of treatment. Figures in italics indicate the base number of FP17s or Patient Questionnaire responses are less than 100. N/A is shown where the base number of responses is less than 10 during the period. % is calculated as Quantity/Base number*100

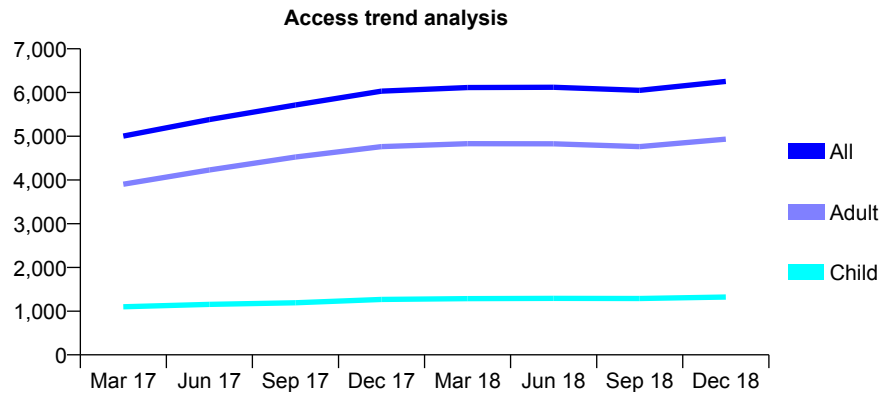
Q61 - Vital Signs At a Glance Contract Report for 164461/0001 - December 2018

Name or company name	Mohsin Ali
Contract type name	GDS Contract
Purpose of contract	General
Contract start date	01/12/2015
Contract end date	

18/19 Contracted general activity (UDA)	14,800
Carry forward general activity (UDA)	117
18/19 Contracted orthodontic activity (UOA)	0
Carry forward orthodontic activity (UOA)	0
Baseline contract value	£287,501.81

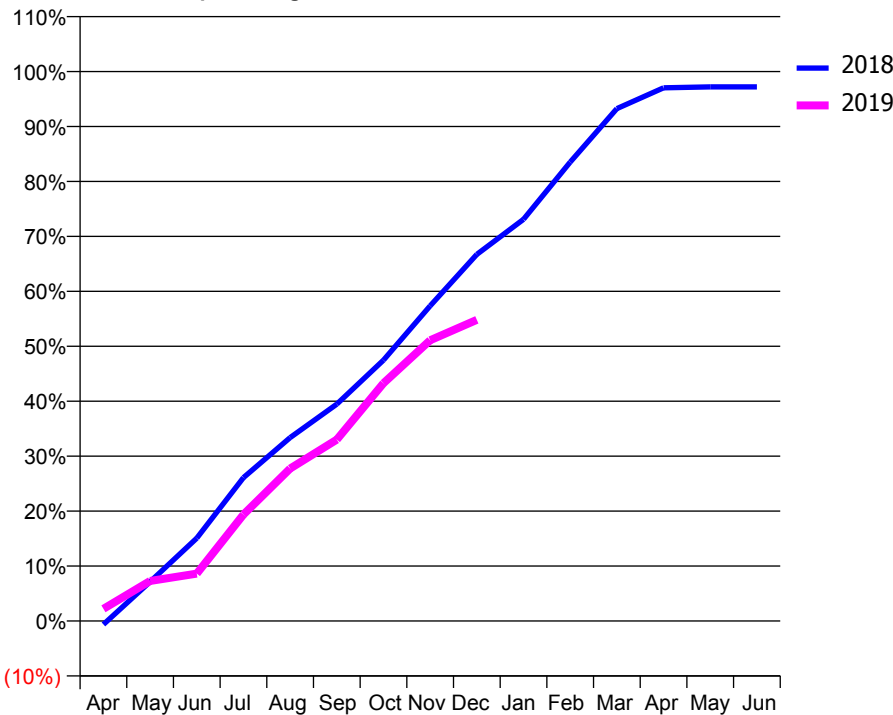
ACCESS*

Patients seen in 24 months	Total	Change since previous quarter
Quarter ending December 2017	6,032	
Quarter ending March 2018	6,114	→
Quarter ending June 2018	6,120	→
Quarter ending September 2018	6,051	↓
Quarter ending December 2018	6,255	↑
Variance since December 2017	3.7%	↑



ACTIVITY

Cumulative percentage of contracted UDA delivered 2018 & 2019



Month	Adjusted Scheduled Activity (UDA)	
	2018	2019
April	-94	328
May	1,059	1,078
June	2,231	1,275
July	3,863	2,866
August	4,939	4,107
September	5,842	4,885
October	7,026	6,404
November	8,489	7,562
December	9,875	8,113
January	10,818	
February	12,362	
March	13,802	
April	14,361	
May	14,387	
June	14,387	

QUALITY

	Quantity	Base Number	Contract	AT	Region	England
% of FP17s for the same patient ID Re-attending within 3 months - Children	43	1,194	3.6%	10.7%	11.8%	11.8%
% of FP17s for the same patient ID Re-attending within 3 months - Adults	482	4,144	11.6%	15.9%	16.7%	15.6%
% of FP17s for the same patient ID Re-attending between 3 & 9 months - Children	653	1,194	54.7%	44.8%	48.6%	58.8%
% of FP17s for the same patient ID Re-attending between 3 & 9 months - Adults	1,856	4,144	44.8%	37.0%	39.1%	51.0%
% of FP17s for Band 1 Urgent Courses	437	4,634	9.4%	10.9%	10.6%	9.0%
% of FP17s Relating to Free Repair or Replacements	27	4,634	0.6%	0.5%	0.5%	0.8%
% of FP17s Relating to Continuations	44	4,634	0.9%	0.7%	0.7%	0.9%
% of Patients satisfied with the dentistry they have received	2	2	N/A	90.9%	90.2%	93.2%
% of Patients satisfied with the time they had to wait for an appointment	2	2	N/A	82.1%	85.0%	88.3%

* This is based on patients treated on this contract for their most recent course of treatment. Figures in italics indicate the base number of FP17s or Patient Questionnaire responses are less than 100. N/A is shown where the base number of responses is less than 10 during the period. % is calculated as Quantity/Base number*100

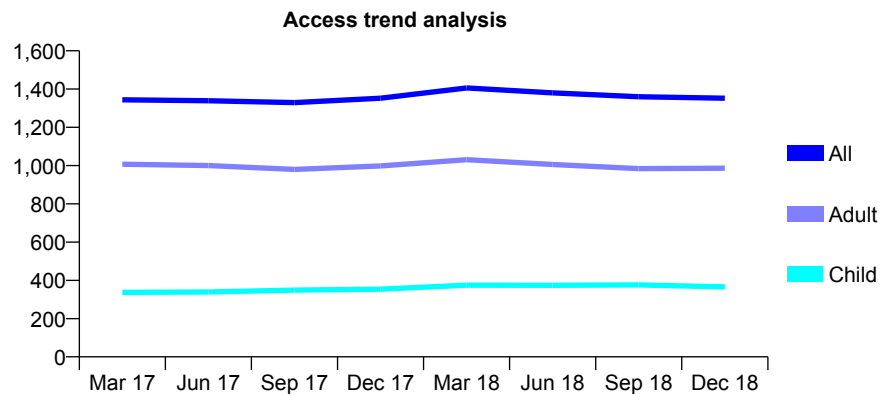
Q61 - Vital Signs At a Glance Contract Report for 165069/0001 - December 2018

Name or company name	The Fenton Dental Surgery
Contract type name	GDS Contract
Purpose of contract	General
Contract start date	01/02/2015
Contract end date	

18/19 Contracted general activity (UDA)	4,369
Carry forward general activity (UDA)	29
18/19 Contracted orthodontic activity (UOA)	0
Carry forward orthodontic activity (UOA)	0
Baseline contract value	£128,460.78

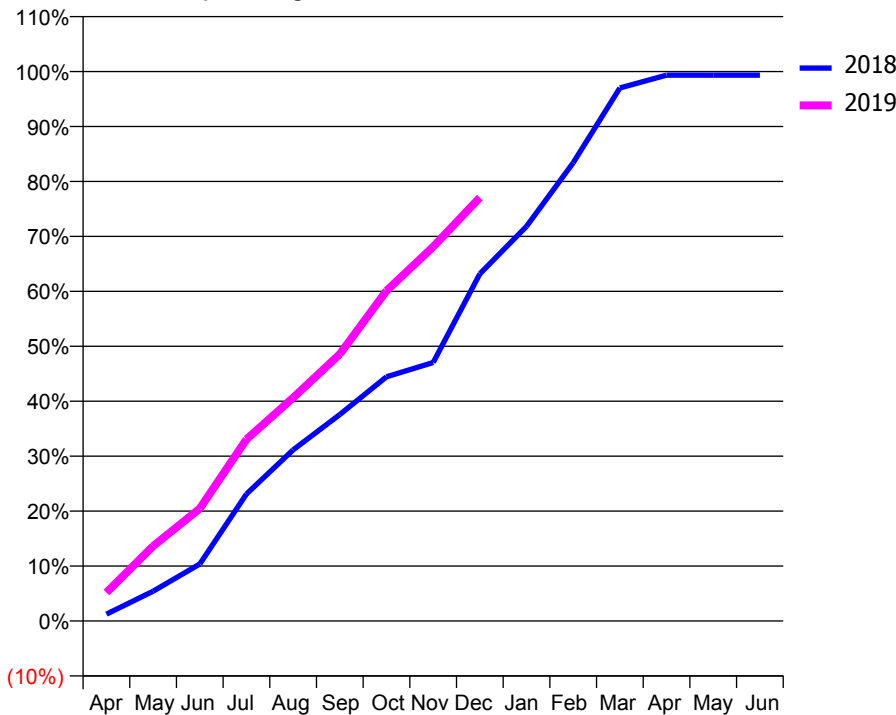
ACCESS*

Patients seen in 24 months	Total	Change since previous quarter
Quarter ending December 2017	1,352	
Quarter ending March 2018	1,406	↑
Quarter ending June 2018	1,380	↓
Quarter ending September 2018	1,360	↓
Quarter ending December 2018	1,352	→
Variance since December 2017	0.0%	→



ACTIVITY

Cumulative percentage of contracted UDA delivered 2018 & 2019



Month	Adjusted Scheduled Activity (UDA)	
	2018	2019
April	55	226
May	237	595
June	454	895
July	1,010	1,445
August	1,361	1,776
September	1,642	2,122
October	1,941	2,625
November	2,055	2,975
December	2,761	3,367
January	3,138	
February	3,644	
March	4,238	
April	4,340	
May	4,340	
June	4,340	

QUALITY

	Quantity	Base Number	Contract	AT	Region	England
% of FP17s for the same patient ID Re-attending within 3 months - Children	35	369	9.5%	10.7%	11.8%	11.8%
% of FP17s for the same patient ID Re-attending within 3 months - Adults	144	900	16.0%	15.9%	16.7%	15.6%
% of FP17s for the same patient ID Re-attending between 3 & 9 months - Children	187	369	50.7%	44.8%	48.6%	58.8%
% of FP17s for the same patient ID Re-attending between 3 & 9 months - Adults	438	900	48.7%	37.0%	39.1%	51.0%
% of FP17s for Band 1 Urgent Courses	79	1,221	6.5%	10.9%	10.6%	9.0%
% of FP17s Relating to Free Repair or Replacements	9	1,221	0.7%	0.5%	0.5%	0.8%
% of FP17s Relating to Continuations	10	1,221	0.8%	0.7%	0.7%	0.9%
% of Patients satisfied with the dentistry they have received	0	0	N/A	90.9%	90.2%	93.2%
% of Patients satisfied with the time they had to wait for an appointment	0	0	N/A	82.1%	85.0%	88.3%

* This is based on patients treated on this contract for their most recent course of treatment. Figures in italics indicate the base number of FP17s or Patient Questionnaire responses are less than 100. N/A is shown where the base number of responses is less than 10 during the period. % is calculated as Quantity/Base number*100

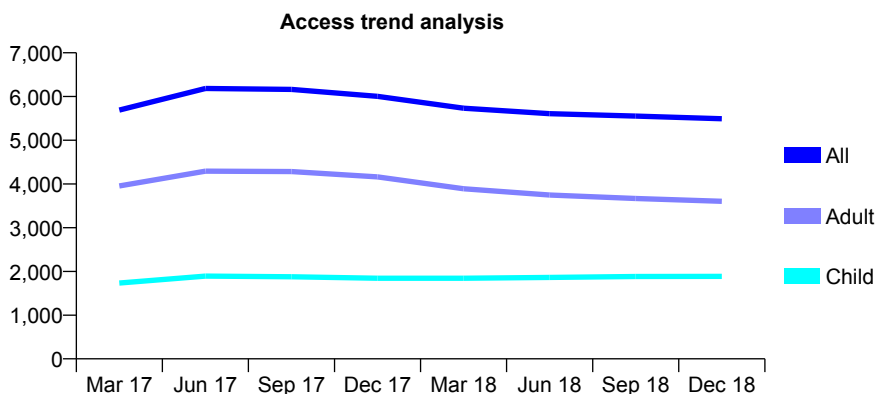
Q61 - Vital Signs At a Glance Contract Report for 165336/0001 - December 2018

Name or company name	Inspire Dental
Contract type name	GDS Contract
Purpose of contract	General
Contract start date	01/07/2015
Contract end date	

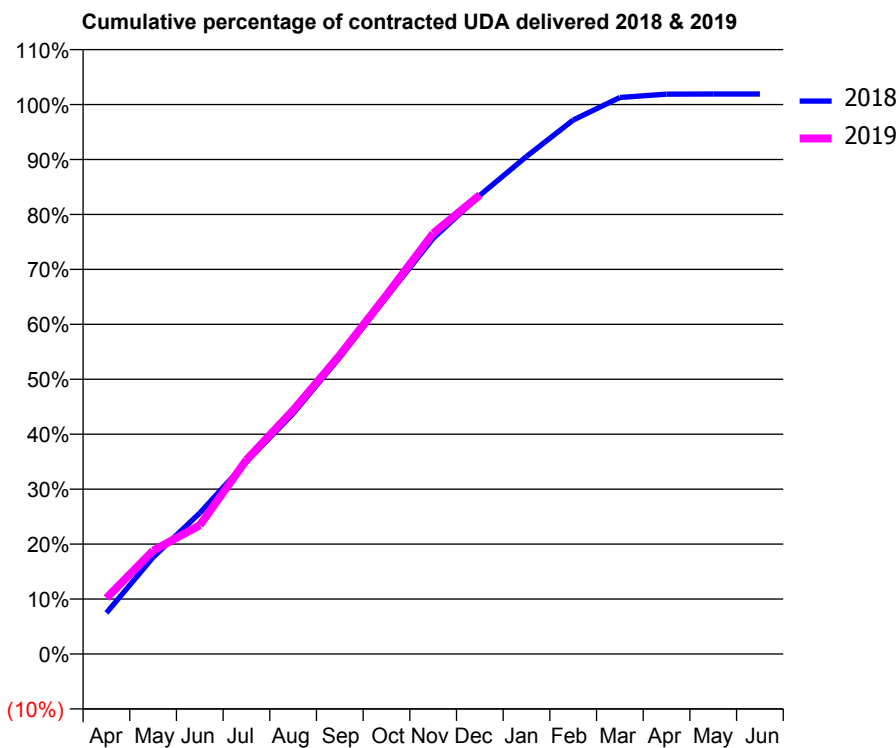
18/19 Contracted general activity (UDA)	15,860
Carry forward general activity (UDA)	-301
18/19 Contracted orthodontic activity (UOA)	0
Carry forward orthodontic activity (UOA)	0
Baseline contract value	£449,590.86

ACCESS*

Patients seen in 24 months	Total	Change since previous quarter
Quarter ending December 2017	6,005	
Quarter ending March 2018	5,734	↓
Quarter ending June 2018	5,607	↓
Quarter ending September 2018	5,553	→
Quarter ending December 2018	5,492	↓
Variance since December 2017	(8.5%)	↓



ACTIVITY



Month	Adjusted Scheduled Activity (UDA)	
	2018	2019
April	1,187	1,614
May	2,794	2,984
June	4,071	3,714
July	5,547	5,604
August	6,941	7,037
September	8,563	8,628
October	10,300	10,360
November	11,997	12,142
December	13,236	13,251
January	14,363	
February	15,413	
March	16,064	
April	16,159	
May	16,163	
June	16,161	

QUALITY

	Quantity	Base Number	Contract	AT	Region	England
% of FP17s for the same patient ID Re-attending within 3 months - Children	56	1,999	2.8%	10.7%	11.8%	11.8%
% of FP17s for the same patient ID Re-attending within 3 months - Adults	186	2,813	6.6%	15.9%	16.7%	15.6%
% of FP17s for the same patient ID Re-attending between 3 & 9 months - Children	1,110	1,999	55.5%	44.8%	48.6%	58.8%
% of FP17s for the same patient ID Re-attending between 3 & 9 months - Adults	1,205	2,813	42.8%	37.0%	39.1%	51.0%
% of FP17s for Band 1 Urgent Courses	139	4,772	2.9%	10.9%	10.6%	9.0%
% of FP17s Relating to Free Repair or Replacements	1	4,772	0.0%	0.5%	0.5%	0.8%
% of FP17s Relating to Continuations	0	4,772	0.0%	0.7%	0.7%	0.9%
% of Patients satisfied with the dentistry they have received	1	2	N/A	90.9%	90.2%	93.2%
% of Patients satisfied with the time they had to wait for an appointment	0	2	N/A	82.1%	85.0%	88.3%

* This is based on patients treated on this contract for their most recent course of treatment. Figures in italics indicate the base number of FP17s or Patient Questionnaire responses are less than 100. N/A is shown where the base number of responses is less than 10 during the period. % is calculated as Quantity/Base number*100

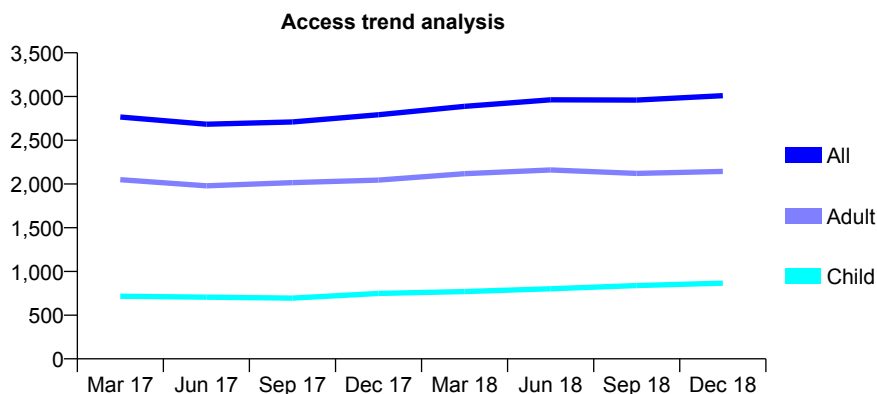
Q61 - Vital Signs At a Glance Contract Report for 165476/0001 - December 2018

Name or company name	Altmore Dental Care
Contract type name	GDS Contract
Purpose of contract	General
Contract start date	28/12/2012
Contract end date	

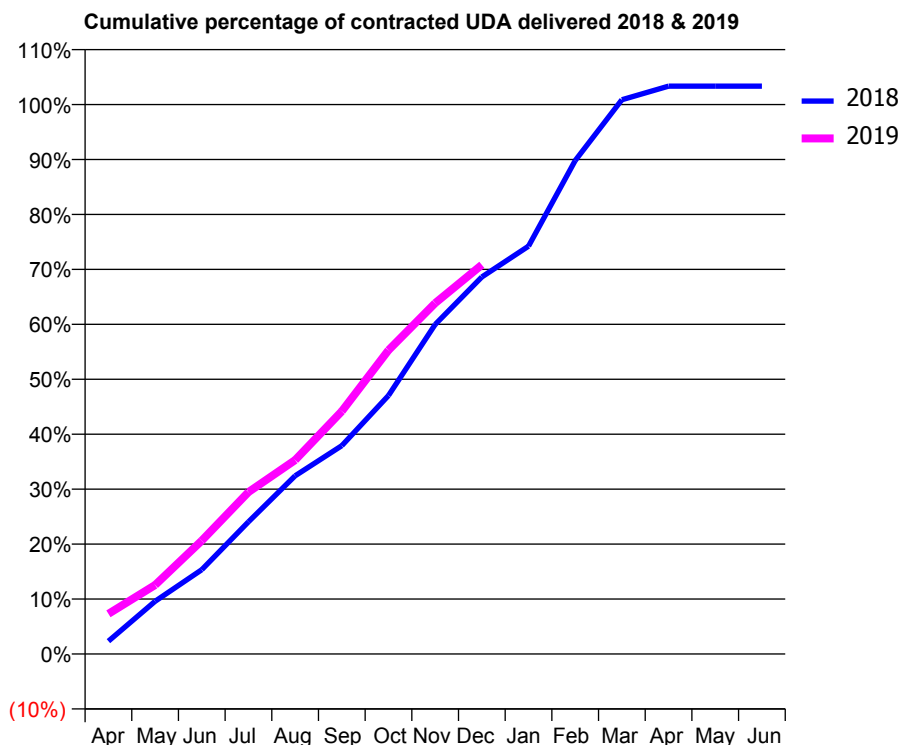
18/19 Contracted general activity (UDA)	7,716
Carry forward general activity (UDA)	-154
18/19 Contracted orthodontic activity (UOA)	0
Carry forward orthodontic activity (UOA)	0
Baseline contract value	£230,971.65

ACCESS*

Patients seen in 24 months	Total	Change since previous quarter
Quarter ending December 2017	2,792	
Quarter ending March 2018	2,888	↑
Quarter ending June 2018	2,963	↑
Quarter ending September 2018	2,959	→
Quarter ending December 2018	3,010	→
Variance since December 2017	7.8%	↑



ACTIVITY



Month	Adjusted Scheduled Activity (UDA)	
	2018	2019
April	182	565
May	741	969
June	1,184	1,592
July	1,857	2,273
August	2,502	2,723
September	2,926	3,408
October	3,630	4,266
November	4,628	4,926
December	5,294	5,464
January	5,727	
February	6,929	
March	7,782	
April	7,973	
May	7,973	
June	7,973	

QUALITY

	Quantity	Base Number	Contract	AT	Region	England
% of FP17s for the same patient ID Re-attending within 3 months - Children	96	756	12.7%	10.7%	11.8%	11.8%
% of FP17s for the same patient ID Re-attending within 3 months - Adults	340	1,661	20.5%	15.9%	16.7%	15.6%
% of FP17s for the same patient ID Re-attending between 3 & 9 months - Children	232	756	30.7%	44.8%	48.6%	58.8%
% of FP17s for the same patient ID Re-attending between 3 & 9 months - Adults	427	1,661	25.7%	37.0%	39.1%	51.0%
% of FP17s for Band 1 Urgent Courses	467	2,336	20.0%	10.9%	10.6%	9.0%
% of FP17s Relating to Free Repair or Replacements	7	2,336	0.3%	0.5%	0.5%	0.8%
% of FP17s Relating to Continuations	2	2,336	0.1%	0.7%	0.7%	0.9%
% of Patients satisfied with the dentistry they have received	1	1	N/A	90.9%	90.2%	93.2%
% of Patients satisfied with the time they had to wait for an appointment	1	1	N/A	82.1%	85.0%	88.3%

* This is based on patients treated on this contract for their most recent course of treatment. Figures in italics indicate the base number of FP17s or Patient Questionnaire responses are less than 100. N/A is shown where the base number of responses is less than 10 during the period. % is calculated as Quantity/Base number*100

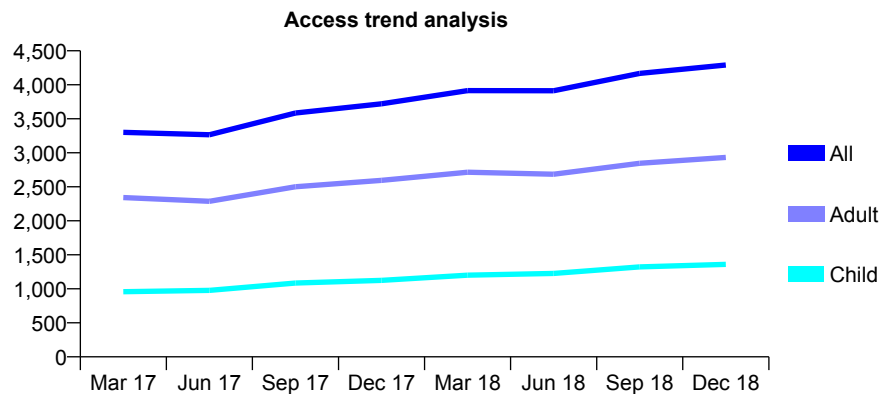
Q61 - Vital Signs At a Glance Contract Report for 165484/0001 - December 2018

Name or company name	Romford Smile Dental Practice Limited
Contract type name	GDS Contract
Purpose of contract	General
Contract start date	04/12/2009
Contract end date	

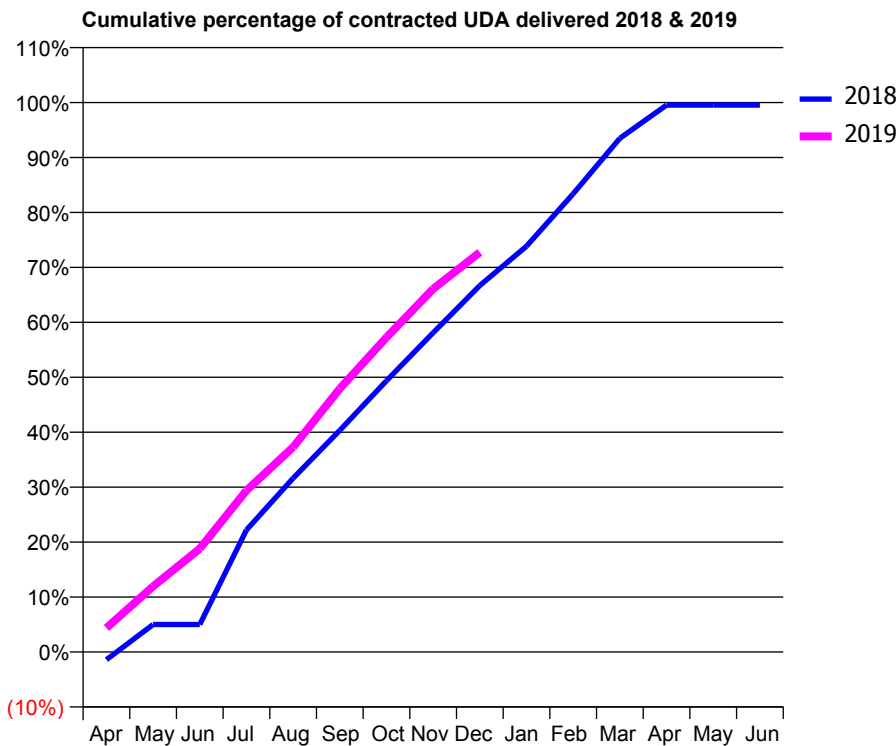
18/19 Contracted general activity (UDA)	10,634
Carry forward general activity (UDA)	50
18/19 Contracted orthodontic activity (UOA)	0
Carry forward orthodontic activity (UOA)	0
Baseline contract value	£296,027.38

ACCESS*

Patients seen in 24 months	Total	Change since previous quarter
Quarter ending December 2017	3,721	
Quarter ending March 2018	3,915	↑
Quarter ending June 2018	3,913	→
Quarter ending September 2018	4,168	↑
Quarter ending December 2018	4,292	↑
Variance since December 2017	15.3%	↑



ACTIVITY



Month	Adjusted Scheduled Activity (UDA)	
	2018	2019
April	-150	465
May	532	1,271
June	532	2,001
July	2,363	3,125
August	3,364	3,966
September	4,289	5,097
October	5,250	6,088
November	6,178	7,028
December	7,091	7,734
January	7,853	
February	8,869	
March	9,941	
April	10,584	
May	10,584	
June	10,584	

QUALITY

	Quantity	Base Number	Contract	AT	Region	England
% of FP17s for the same patient ID Re-attending within 3 months - Children	87	1,290	6.7%	10.7%	11.8%	11.8%
% of FP17s for the same patient ID Re-attending within 3 months - Adults	264	2,519	10.5%	15.9%	16.7%	15.6%
% of FP17s for the same patient ID Re-attending between 3 & 9 months - Children	606	1,290	47.0%	44.8%	48.6%	58.8%
% of FP17s for the same patient ID Re-attending between 3 & 9 months - Adults	1,093	2,519	43.4%	37.0%	39.1%	51.0%
% of FP17s for Band 1 Urgent Courses	346	3,544	9.8%	10.9%	10.6%	9.0%
% of FP17s Relating to Free Repair or Replacements	15	3,544	0.4%	0.5%	0.5%	0.8%
% of FP17s Relating to Continuations	4	3,544	0.1%	0.7%	0.7%	0.9%
% of Patients satisfied with the dentistry they have received	0	0	N/A	90.9%	90.2%	93.2%
% of Patients satisfied with the time they had to wait for an appointment	0	0	N/A	82.1%	85.0%	88.3%

* This is based on patients treated on this contract for their most recent course of treatment. Figures in italics indicate the base number of FP17s or Patient Questionnaire responses are less than 100. N/A is shown where the base number of responses is less than 10 during the period. % is calculated as Quantity/Base number*100

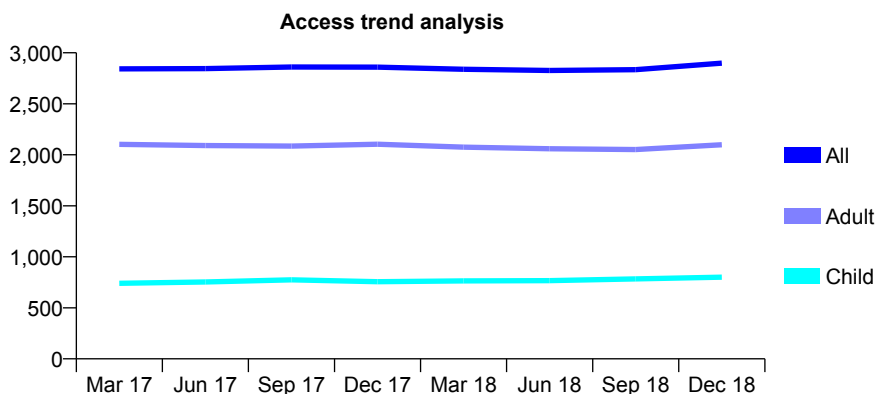
Q61 - Vital Signs At a Glance Contract Report for 166251/0001 - December 2018

Name or company name	Bowes Road Dental Practice
Contract type name	GDS Contract
Purpose of contract	General
Contract start date	01/04/2014
Contract end date	

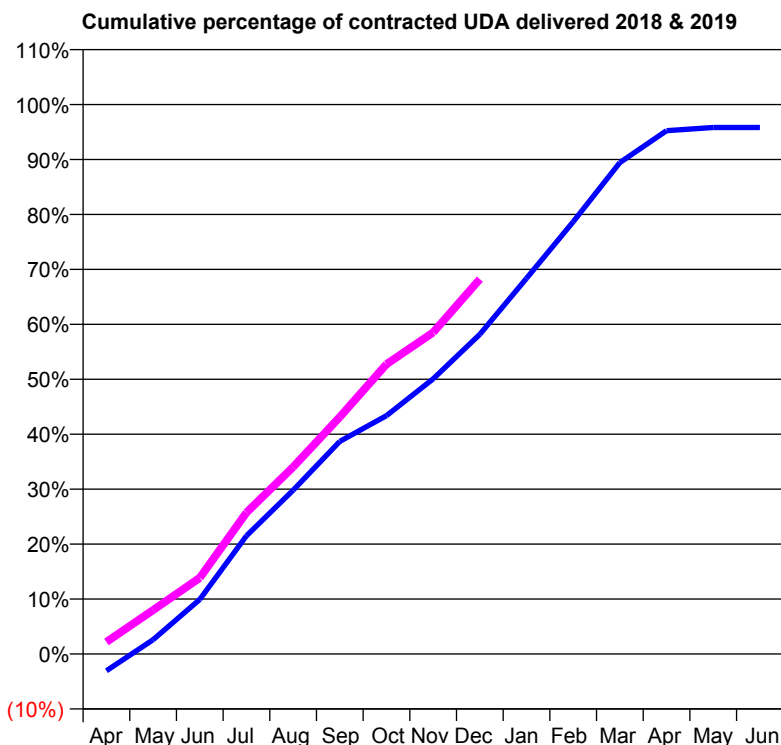
18/19 Contracted general activity (UDA)	8,771
Carry forward general activity (UDA)	0
18/19 Contracted orthodontic activity (UOA)	0
Carry forward orthodontic activity (UOA)	0
Baseline contract value	£233,806.25

ACCESS*

Patients seen in 24 months	Total	Change since previous quarter
Quarter ending December 2017	2,860	
Quarter ending March 2018	2,839	→
Quarter ending June 2018	2,827	→
Quarter ending September 2018	2,835	→
Quarter ending December 2018	2,899	↑
Variance since December 2017	1.4%	→



ACTIVITY



Month	Adjusted Scheduled Activity (UDA)	
	2018	2019
April	-270	193
May	228	702
June	872	1,217
July	1,887	2,257
August	2,614	2,985
September	3,393	3,784
October	3,804	4,627
November	4,391	5,132
December	5,104	5,985
January	5,997	
February	6,900	
March	7,845	
April	8,353	
May	8,405	
June	8,405	

QUALITY

	Quantity	Base Number	Contract	AT	Region	England
% of FP17s for the same patient ID Re-attending within 3 months - Children	84	782	10.7%	10.7%	11.8%	11.8%
% of FP17s for the same patient ID Re-attending within 3 months - Adults	312	1,586	19.7%	15.9%	16.7%	15.6%
% of FP17s for the same patient ID Re-attending between 3 & 9 months - Children	325	782	41.6%	44.8%	48.6%	58.8%
% of FP17s for the same patient ID Re-attending between 3 & 9 months - Adults	477	1,586	30.1%	37.0%	39.1%	51.0%
% of FP17s for Band 1 Urgent Courses	269	2,204	12.2%	10.9%	10.6%	9.0%
% of FP17s Relating to Free Repair or Replacements	23	2,204	1.0%	0.5%	0.5%	0.8%
% of FP17s Relating to Continuations	48	2,204	2.2%	0.7%	0.7%	0.9%
% of Patients satisfied with the dentistry they have received	1	1	N/A	90.9%	90.2%	93.2%
% of Patients satisfied with the time they had to wait for an appointment	1	1	N/A	82.1%	85.0%	88.3%

* This is based on patients treated on this contract for their most recent course of treatment. Figures in italics indicate the base number of FP17s or Patient Questionnaire responses are less than 100. N/A is shown where the base number of responses is less than 10 during the period. % is calculated as Quantity/Base number*100

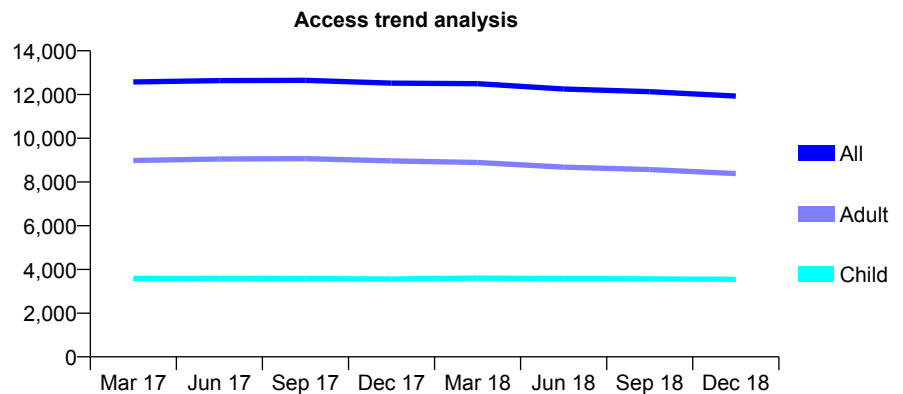
Q61 - Vital Signs At a Glance Contract Report for 166618/0001 - December 2018

Name or company name	DENTAL ARTS STUDIO (DENTAL CARE)
Contract type name	GDS Contract
Purpose of contract	General
Contract start date	01/06/2010
Contract end date	

18/19 Contracted general activity (UDA)	34,835
Carry forward general activity (UDA)	520
18/19 Contracted orthodontic activity (UOA)	0
Carry forward orthodontic activity (UOA)	0
Baseline contract value	£931,233.36

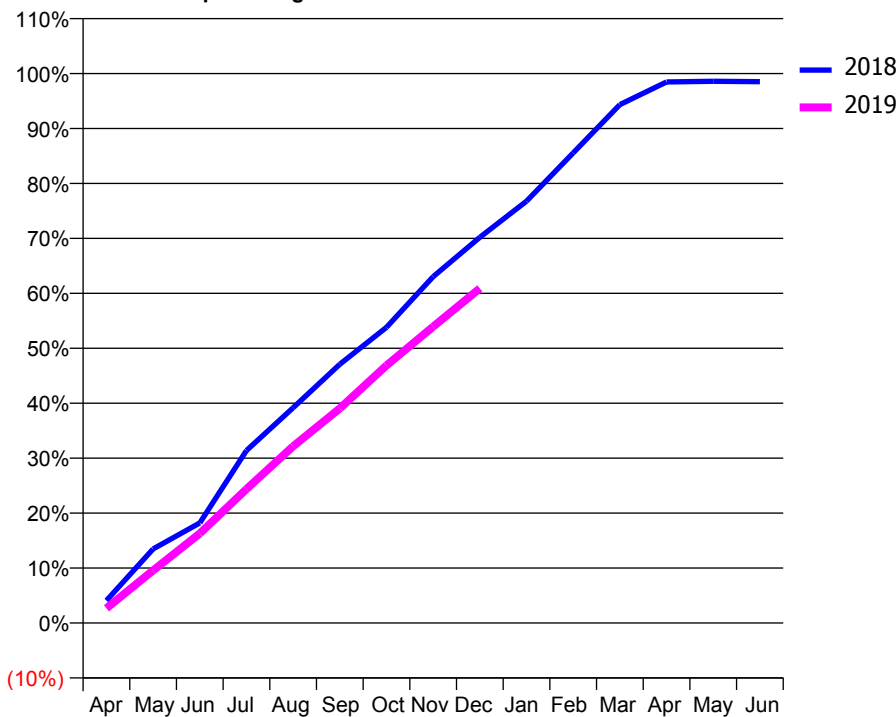
ACCESS*

Patients seen in 24 months	Total	Change since previous quarter
Quarter ending December 2017	12,523	
Quarter ending March 2018	12,497	→
Quarter ending June 2018	12,255	↓
Quarter ending September 2018	12,131	↓
Quarter ending December 2018	11,931	↓
Variance since December 2017	(4.7%)	↓



ACTIVITY

Cumulative percentage of contracted UDA delivered 2018 & 2019



Month	Adjusted Scheduled Activity (UDA)	
	2018	2019
April	1,422	933
May	4,692	3,335
June	6,341	5,679
July	10,938	8,490
August	13,650	11,203
September	16,406	13,609
October	18,745	16,329
November	21,957	18,788
December	24,456	21,212
January	26,745	
February	29,806	
March	32,860	
April	34,301	
May	34,342	
June	34,315	

QUALITY

	Quantity	Base Number	Contract	AT	Region	England
% of FP17s for the same patient ID Re-attending within 3 months - Children	200	3,097	6.5%	10.7%	11.8%	11.8%
% of FP17s for the same patient ID Re-attending within 3 months - Adults	786	6,275	12.5%	15.9%	16.7%	15.6%
% of FP17s for the same patient ID Re-attending between 3 & 9 months - Children	1,369	3,097	44.2%	44.8%	48.6%	58.8%
% of FP17s for the same patient ID Re-attending between 3 & 9 months - Adults	2,299	6,275	36.6%	37.0%	39.1%	51.0%
% of FP17s for Band 1 Urgent Courses	851	8,884	9.6%	10.9%	10.6%	9.0%
% of FP17s Relating to Free Repair or Replacements	54	8,884	0.6%	0.5%	0.5%	0.8%
% of FP17s Relating to Continuations	71	8,884	0.8%	0.7%	0.7%	0.9%
% of Patients satisfied with the dentistry they have received	5	6	N/A	90.9%	90.2%	93.2%
% of Patients satisfied with the time they had to wait for an appointment	5	6	N/A	82.1%	85.0%	88.3%

* This is based on patients treated on this contract for their most recent course of treatment. Figures in italics indicate the base number of FP17s or Patient Questionnaire responses are less than 100. N/A is shown where the base number of responses is less than 10 during the period. % is calculated as Quantity/Base number*100

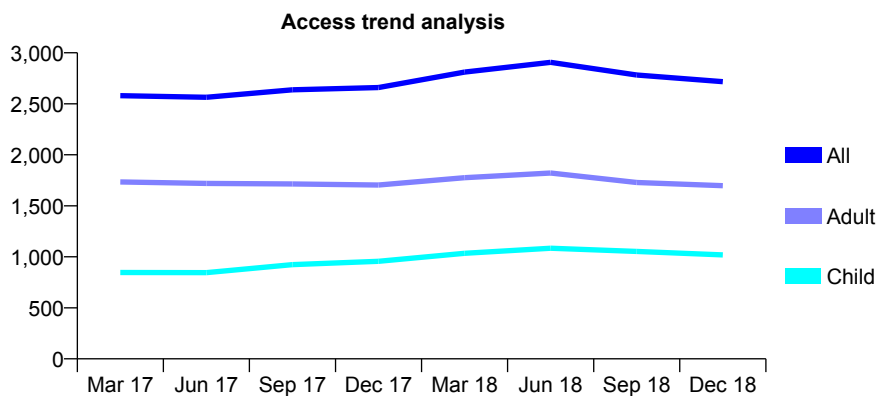
Q61 - Vital Signs At a Glance Contract Report for 166790/0001 - December 2018

Name or company name	East London Dental Care
Contract type name	GDS Contract
Purpose of contract	General
Contract start date	10/02/2014
Contract end date	

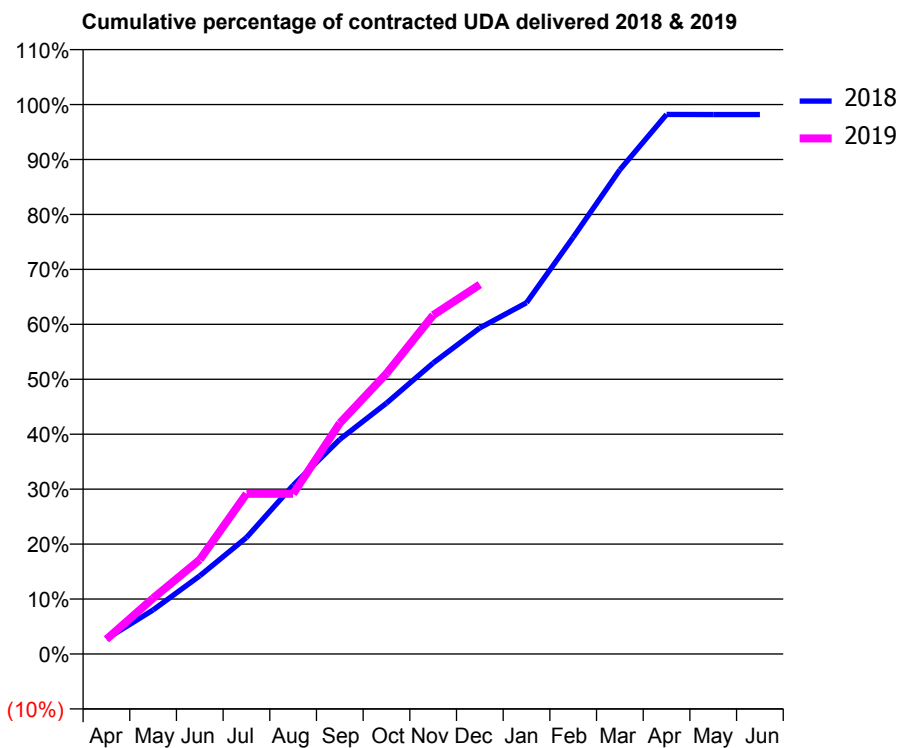
18/19 Contracted general activity (UDA)	6,171
Carry forward general activity (UDA)	112
18/19 Contracted orthodontic activity (UOA)	0
Carry forward orthodontic activity (UOA)	0
Baseline contract value	£163,668.40

ACCESS*

Patients seen in 24 months	Total	Change since previous quarter
Quarter ending December 2017	2,660	
Quarter ending March 2018	2,811	↑
Quarter ending June 2018	2,906	↑
Quarter ending September 2018	2,782	↓
Quarter ending December 2018	2,717	↓
Variance since December 2017	2.1%	↑



ACTIVITY



Month	Adjusted Scheduled Activity (UDA)	
	2018	2019
April	170	165
May	495	626
June	878	1,060
July	1,308	1,799
August	1,894	1,799
September	2,410	2,592
October	2,818	3,150
November	3,269	3,805
December	3,663	4,150
January	3,945	
February	4,680	
March	5,439	
April	6,060	
May	6,059	
June	6,059	

QUALITY

	Quantity	Base Number	Contract	AT	Region	England
% of FP17s for the same patient ID Re-attending within 3 months - Children	32	827	3.9%	10.7%	11.8%	11.8%
% of FP17s for the same patient ID Re-attending within 3 months - Adults	83	1,217	6.8%	15.9%	16.7%	15.6%
% of FP17s for the same patient ID Re-attending between 3 & 9 months - Children	402	827	48.6%	44.8%	48.6%	58.8%
% of FP17s for the same patient ID Re-attending between 3 & 9 months - Adults	443	1,217	36.4%	37.0%	39.1%	51.0%
% of FP17s for Band 1 Urgent Courses	83	1,822	4.6%	10.9%	10.6%	9.0%
% of FP17s Relating to Free Repair or Replacements	0	1,822	0.0%	0.5%	0.5%	0.8%
% of FP17s Relating to Continuations	1	1,822	0.1%	0.7%	0.7%	0.9%
% of Patients satisfied with the dentistry they have received	1	2	N/A	90.9%	90.2%	93.2%
% of Patients satisfied with the time they had to wait for an appointment	2	2	N/A	82.1%	85.0%	88.3%

* This is based on patients treated on this contract for their most recent course of treatment. Figures in italics indicate the base number of FP17s or Patient Questionnaire responses are less than 100. N/A is shown where the base number of responses is less than 10 during the period. % is calculated as Quantity/Base number*100

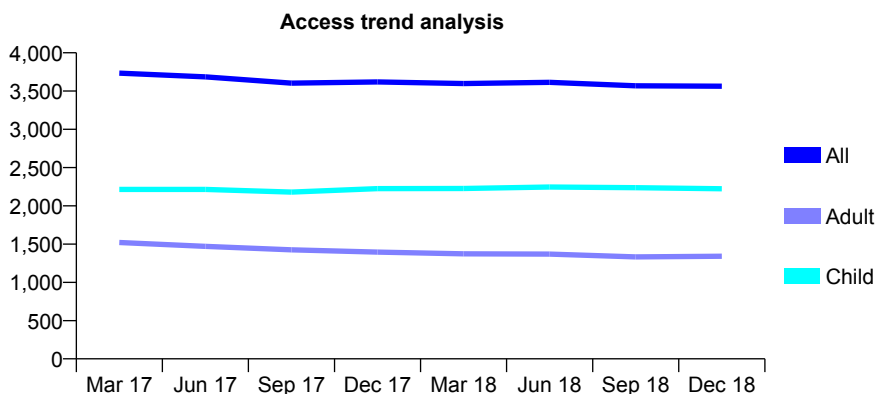
Q61 - Vital Signs At a Glance Contract Report for 166839/0001 - December 2018

Name or company name	Dr S Hirekodi and Mrs A Hirekodi
Contract type name	GDS Contract
Purpose of contract	General
Contract start date	01/04/2012
Contract end date	

18/19 Contracted general activity (UDA)	11,785
Carry forward general activity (UDA)	4,190
18/19 Contracted orthodontic activity (UOA)	0
Carry forward orthodontic activity (UOA)	0
Baseline contract value	£389,201.11

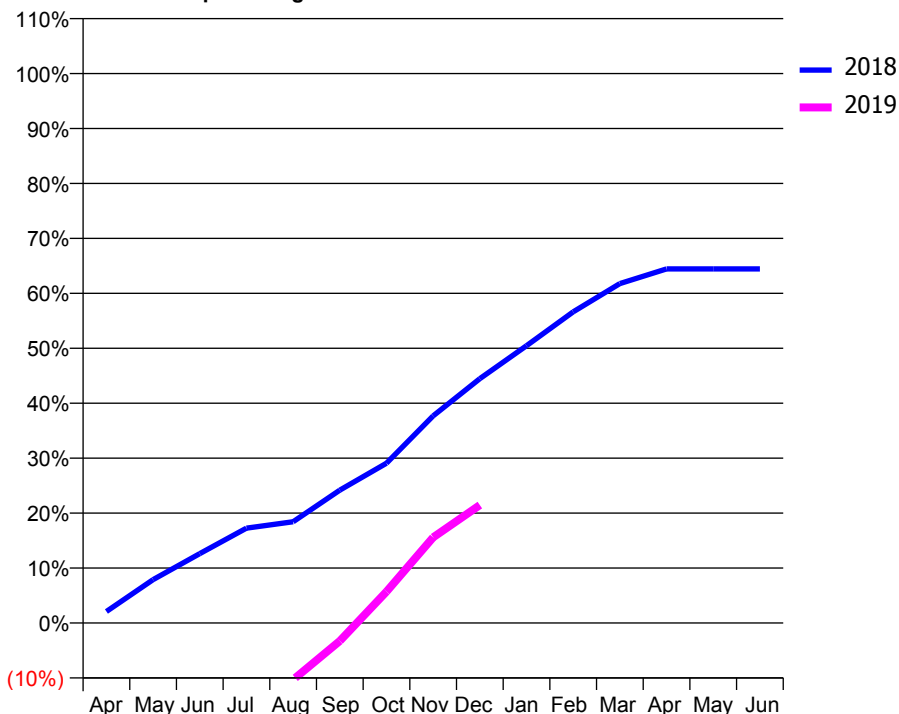
ACCESS*

Patients seen in 24 months	Total	Change since previous quarter
Quarter ending December 2017	3,620	
Quarter ending March 2018	3,598	→
Quarter ending June 2018	3,614	→
Quarter ending September 2018	3,569	↓
Quarter ending December 2018	3,564	→
Variance since December 2017	(1.5%)	↓



ACTIVITY

Cumulative percentage of contracted UDA delivered 2018 & 2019



Month	Adjusted Scheduled Activity (UDA)	
	2018	2019
April	247	-3,748
May	932	-3,277
June	1,489	-2,790
July	2,034	-2,114
August	2,171	-1,220
September	2,851	-388
October	3,428	674
November	4,442	1,838
December	5,240	2,530
January	5,947	
February	6,675	
March	7,280	
April	7,595	
May	7,595	
June	7,595	

QUALITY

	Quantity	Base Number	Contract	AT	Region	England
% of FP17s for the same patient ID Re-attending within 3 months - Children	206	2,073	9.9%	10.7%	11.8%	11.8%
% of FP17s for the same patient ID Re-attending within 3 months - Adults	168	1,065	15.8%	15.9%	16.7%	15.6%
% of FP17s for the same patient ID Re-attending between 3 & 9 months - Children	924	2,073	44.6%	44.8%	48.6%	58.8%
% of FP17s for the same patient ID Re-attending between 3 & 9 months - Adults	329	1,065	30.9%	37.0%	39.1%	51.0%
% of FP17s for Band 1 Urgent Courses	305	2,976	10.2%	10.9%	10.6%	9.0%
% of FP17s Relating to Free Repair or Replacements	0	2,976	0.0%	0.5%	0.5%	0.8%
% of FP17s Relating to Continuations	1	2,976	0.0%	0.7%	0.7%	0.9%
% of Patients satisfied with the dentistry they have received	0	0	N/A	90.9%	90.2%	93.2%
% of Patients satisfied with the time they had to wait for an appointment	0	0	N/A	82.1%	85.0%	88.3%

* This is based on patients treated on this contract for their most recent course of treatment. Figures in italics indicate the base number of FP17s or Patient Questionnaire responses are less than 100. N/A is shown where the base number of responses is less than 10 during the period. % is calculated as Quantity/Base number*100

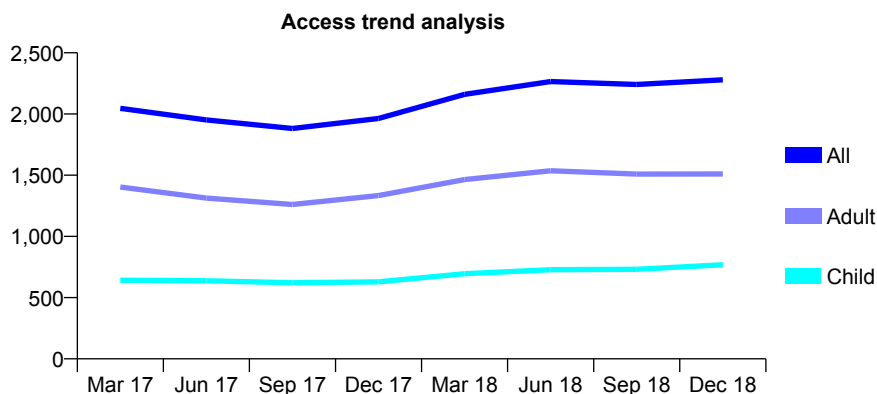
Q61 - Vital Signs At a Glance Contract Report for 167371/0001 - December 2018

Name or company name	All Smiles Dental Care
Contract type name	GDS Contract
Purpose of contract	General
Contract start date	01/09/2014
Contract end date	

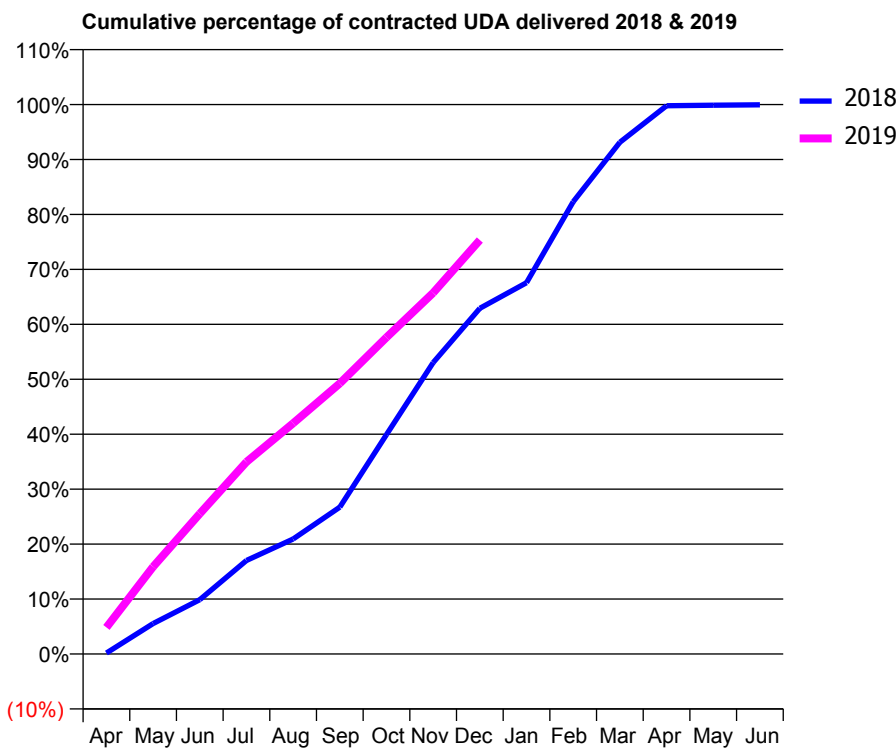
18/19 Contracted general activity (UDA)	5,168
Carry forward general activity (UDA)	3
18/19 Contracted orthodontic activity (UOA)	0
Carry forward orthodontic activity (UOA)	0
Baseline contract value	£150,814.26

ACCESS*

Patients seen in 24 months	Total	Change since previous quarter
Quarter ending December 2017	1,963	
Quarter ending March 2018	2,161	↑
Quarter ending June 2018	2,265	↑
Quarter ending September 2018	2,241	↓
Quarter ending December 2018	2,279	→
Variance since December 2017	16.1%	↑



ACTIVITY



Month	Adjusted Scheduled Activity (UDA)	
	2018	2019
April	9	250
May	286	821
June	511	1,319
July	880	1,807
August	1,082	2,170
September	1,382	2,545
October	2,064	2,978
November	2,741	3,397
December	3,252	3,894
January	3,492	
February	4,253	
March	4,813	
April	5,157	
May	5,161	
June	5,165	

QUALITY

	Quantity	Base Number	Contract	AT	Region	England
% of FP17s for the same patient ID Re-attending within 3 months - Children	63	670	9.4%	10.7%	11.8%	11.8%
% of FP17s for the same patient ID Re-attending within 3 months - Adults	214	1,188	18.0%	15.9%	16.7%	15.6%
% of FP17s for the same patient ID Re-attending between 3 & 9 months - Children	219	670	32.7%	44.8%	48.6%	58.8%
% of FP17s for the same patient ID Re-attending between 3 & 9 months - Adults	382	1,188	32.2%	37.0%	39.1%	51.0%
% of FP17s for Band 1 Urgent Courses	151	1,720	8.8%	10.9%	10.6%	9.0%
% of FP17s Relating to Free Repair or Replacements	13	1,720	0.8%	0.5%	0.5%	0.8%
% of FP17s Relating to Continuations	6	1,720	0.3%	0.7%	0.7%	0.9%
% of Patients satisfied with the dentistry they have received	0	0	N/A	90.9%	90.2%	93.2%
% of Patients satisfied with the time they had to wait for an appointment	0	0	N/A	82.1%	85.0%	88.3%

* This is based on patients treated on this contract for their most recent course of treatment. Figures in italics indicate the base number of FP17s or Patient Questionnaire responses are less than 100. N/A is shown where the base number of responses is less than 10 during the period. % is calculated as Quantity/Base number*100

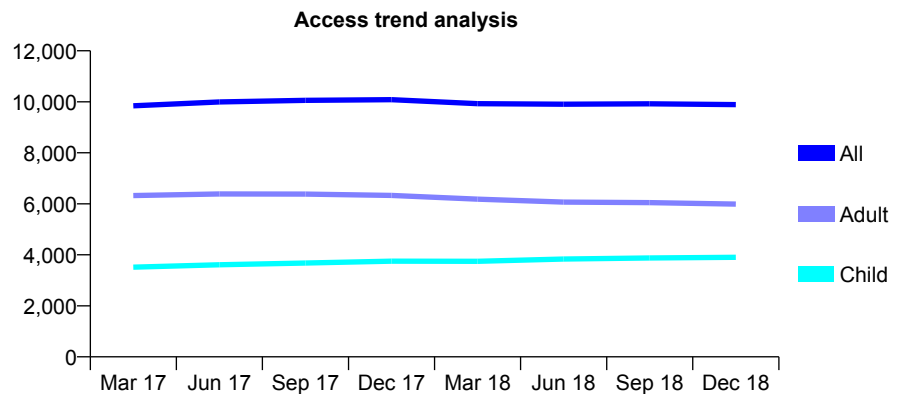
Q61 - Vital Signs At a Glance Contract Report for 168009/0001 - December 2018

Name or company name	East Street Dental Ltd
Contract type name	GDS Contract
Purpose of contract	General
Contract start date	01/12/2007
Contract end date	

18/19 Contracted general activity (UDA)	24,937
Carry forward general activity (UDA)	-499
18/19 Contracted orthodontic activity (UOA)	0
Carry forward orthodontic activity (UOA)	0
Baseline contract value	£806,491.62

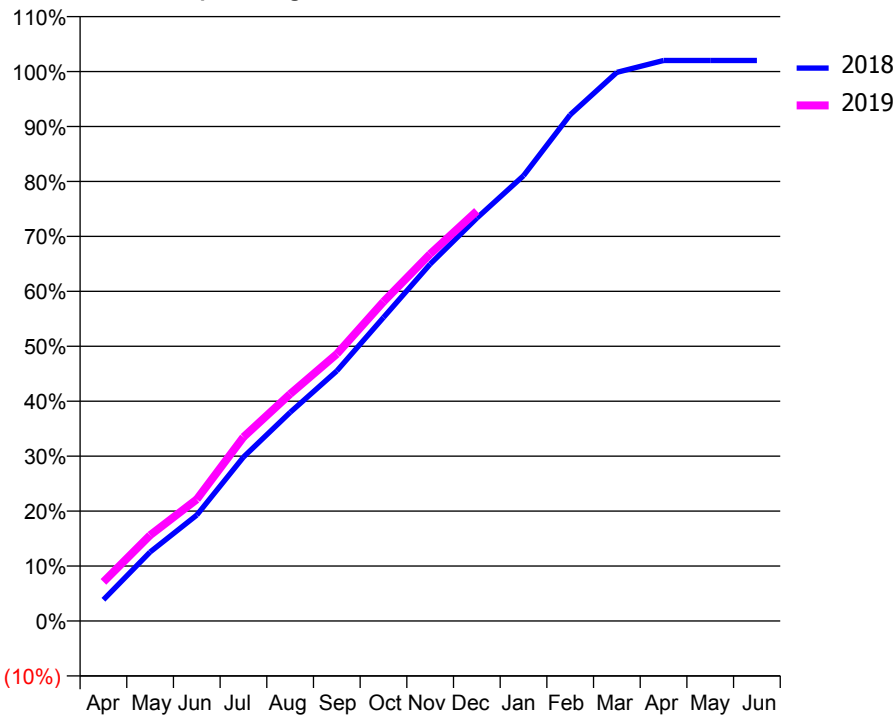
ACCESS*

Patients seen in 24 months	Total	Change since previous quarter
Quarter ending December 2017	10,083	
Quarter ending March 2018	9,929	↓
Quarter ending June 2018	9,905	→
Quarter ending September 2018	9,921	→
Quarter ending December 2018	9,891	→
Variance since December 2017	(1.9%)	↓



ACTIVITY

Cumulative percentage of contracted UDA delivered 2018 & 2019



Month	Adjusted Scheduled Activity (UDA)	
	2018	2019
April	965	1,774
May	3,132	3,897
June	4,806	5,520
July	7,440	8,350
August	9,467	10,303
September	11,347	12,117
October	13,779	14,493
November	16,197	16,654
December	18,287	18,606
January	20,209	
February	22,976	
March	24,901	
April	25,436	
May	25,438	
June	25,437	

QUALITY

	Quantity	Base Number	Contract	AT	Region	England
% of FP17s for the same patient ID Re-attending within 3 months - Children	150	3,493	4.3%	10.7%	11.8%	11.8%
% of FP17s for the same patient ID Re-attending within 3 months - Adults	420	4,530	9.3%	15.9%	16.7%	15.6%
% of FP17s for the same patient ID Re-attending between 3 & 9 months - Children	1,743	3,493	49.9%	44.8%	48.6%	58.8%
% of FP17s for the same patient ID Re-attending between 3 & 9 months - Adults	1,763	4,530	38.9%	37.0%	39.1%	51.0%
% of FP17s for Band 1 Urgent Courses	652	7,813	8.3%	10.9%	10.6%	9.0%
% of FP17s Relating to Free Repair or Replacements	48	7,813	0.6%	0.5%	0.5%	0.8%
% of FP17s Relating to Continuations	10	7,813	0.1%	0.7%	0.7%	0.9%
% of Patients satisfied with the dentistry they have received	0	0	N/A	90.9%	90.2%	93.2%
% of Patients satisfied with the time they had to wait for an appointment	0	0	N/A	82.1%	85.0%	88.3%

* This is based on patients treated on this contract for their most recent course of treatment. Figures in italics indicate the base number of FP17s or Patient Questionnaire responses are less than 100. N/A is shown where the base number of responses is less than 10 during the period. % is calculated as Quantity/Base number*100

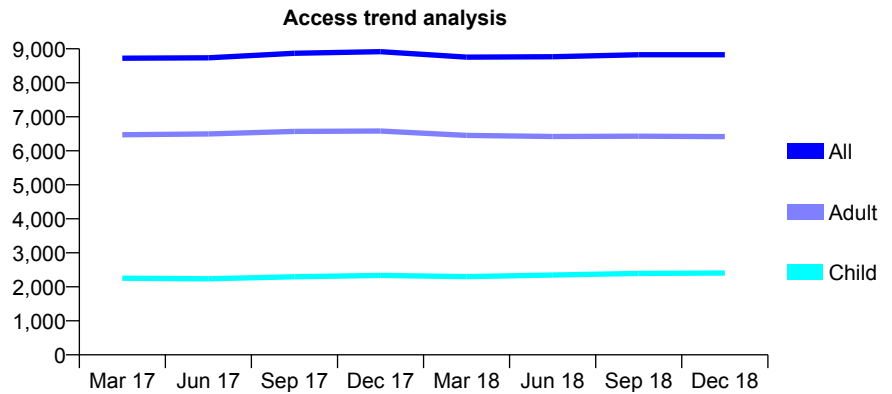
Q61 - Vital Signs At a Glance Contract Report for 169234/0001 - December 2018

Name or company name	Hoe St Dental Surgery Ltd
Contract type name	GDS Contract
Purpose of contract	General
Contract start date	01/11/2011
Contract end date	

18/19 Contracted general activity (UDA)	24,870
Carry forward general activity (UDA)	0
18/19 Contracted orthodontic activity (UOA)	0
Carry forward orthodontic activity (UOA)	0
Baseline contract value	£714,851.32

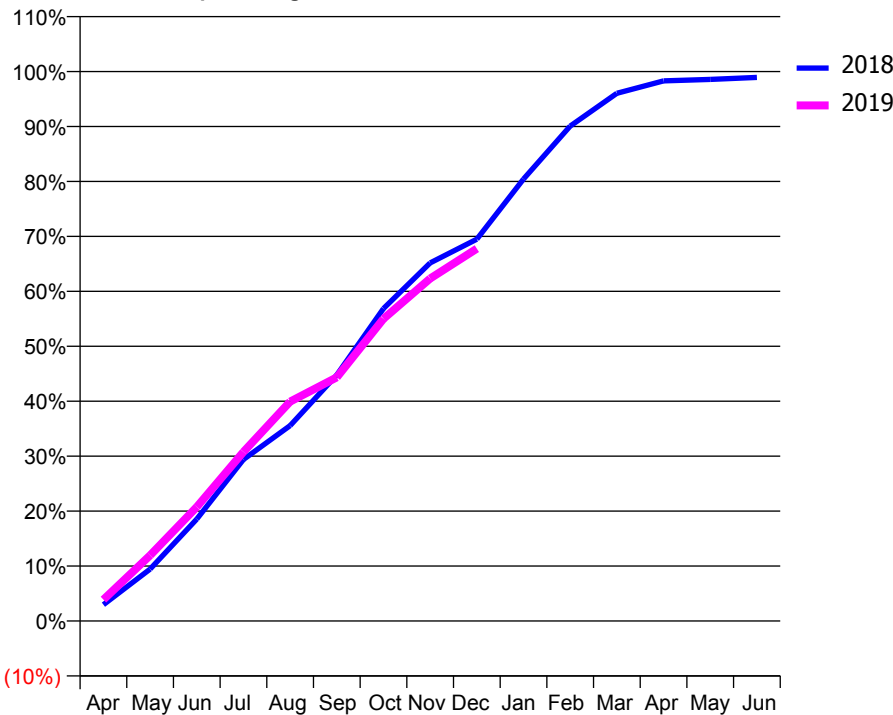
ACCESS*

Patients seen in 24 months	Total	Change since previous quarter
Quarter ending December 2017	8,915	
Quarter ending March 2018	8,753	↓
Quarter ending June 2018	8,767	→
Quarter ending September 2018	8,825	→
Quarter ending December 2018	8,825	→
Variance since December 2017	(1.0%)	↓



ACTIVITY

Cumulative percentage of contracted UDA delivered 2018 & 2019



Month	Adjusted Scheduled Activity (UDA)	
	2018	2019
April	741	966
May	2,354	2,969
June	4,614	5,162
July	7,314	7,653
August	8,843	9,933
September	11,135	11,029
October	14,146	13,678
November	16,210	15,500
December	17,282	16,853
January	20,006	
February	22,399	
March	23,883	
April	24,448	
May	24,514	
June	24,604	

QUALITY

	Quantity	Base Number	Contract	AT	Region	England
% of FP17s for the same patient ID Re-attending within 3 months - Children	147	1,768	8.3%	10.7%	11.8%	11.8%
% of FP17s for the same patient ID Re-attending within 3 months - Adults	415	3,908	10.6%	15.9%	16.7%	15.6%
% of FP17s for the same patient ID Re-attending between 3 & 9 months - Children	460	1,768	26.0%	44.8%	48.6%	58.8%
% of FP17s for the same patient ID Re-attending between 3 & 9 months - Adults	845	3,908	21.6%	37.0%	39.1%	51.0%
% of FP17s for Band 1 Urgent Courses	394	4,960	7.9%	10.9%	10.6%	9.0%
% of FP17s Relating to Free Repair or Replacements	49	4,960	1.0%	0.5%	0.5%	0.8%
% of FP17s Relating to Continuations	61	4,960	1.2%	0.7%	0.7%	0.9%
% of Patients satisfied with the dentistry they have received	0	1	N/A	90.9%	90.2%	93.2%
% of Patients satisfied with the time they had to wait for an appointment	1	1	N/A	82.1%	85.0%	88.3%

* This is based on patients treated on this contract for their most recent course of treatment. Figures in italics indicate the base number of FP17s or Patient Questionnaire responses are less than 100. N/A is shown where the base number of responses is less than 10 during the period. % is calculated as Quantity/Base number*100

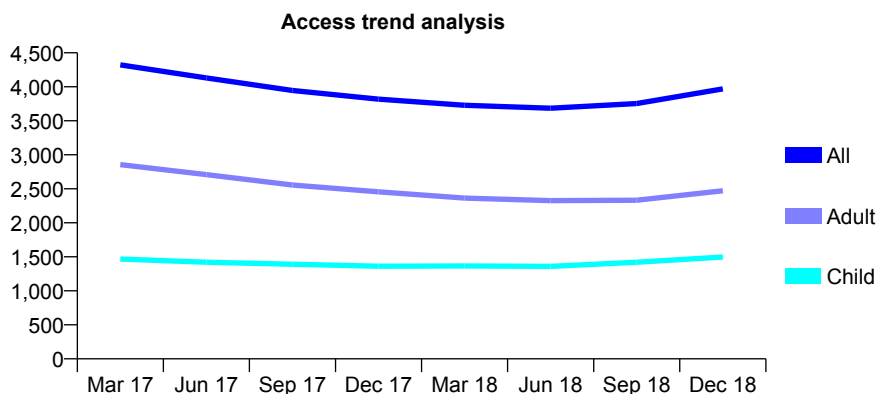
Q61 - Vital Signs At a Glance Contract Report for 169285/0001 - December 2018

Name or company name	TMG Dentistry Ltd
Contract type name	Pilot Contract
Purpose of contract	General
Contract start date	01/04/2010
Contract end date	

18/19 Contracted general activity (UDA)	12,000
Carry forward general activity (UDA)	0
18/19 Contracted orthodontic activity (UOA)	0
Carry forward orthodontic activity (UOA)	0
Baseline contract value	£410,683.88

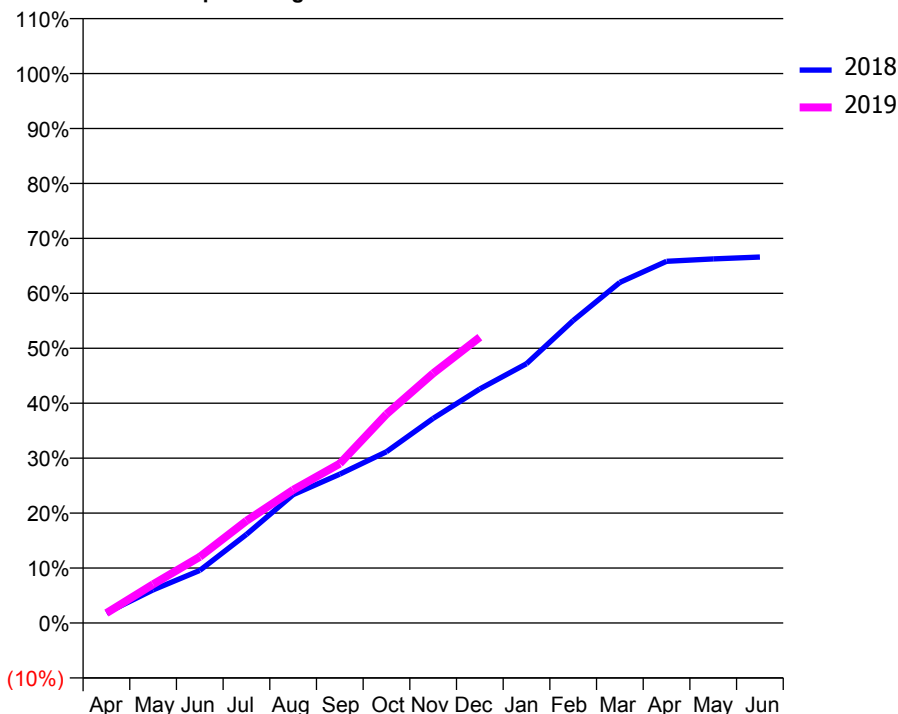
ACCESS*

Patients seen in 24 months	Total	Change since previous quarter
Quarter ending December 2017	3,818	
Quarter ending March 2018	3,729	↓
Quarter ending June 2018	3,685	↓
Quarter ending September 2018	3,754	→
Quarter ending December 2018	3,969	↑
Variance since December 2017	4.0%	↑



ACTIVITY

Cumulative percentage of contracted UDA delivered 2018 & 2019



Adjusted Scheduled Activity (UDA)		
Month	2018	2019
April	220	218
May	724	845
June	1,149	1,445
July	1,936	2,233
August	2,801	2,907
September	3,252	3,481
October	3,741	4,562
November	4,468	5,453
December	5,112	6,242
January	5,664	
February	6,605	
March	7,438	
April	7,899	
May	7,952	
June	7,991	

QUALITY

	Quantity	Base Number	Contract	AT	Region	England
% of FP17s for the same patient ID Re-attending within 3 months - Children	76	1,264	6.0%	10.7%	11.8%	11.8%
% of FP17s for the same patient ID Re-attending within 3 months - Adults	157	1,790	8.8%	15.9%	16.7%	15.6%
% of FP17s for the same patient ID Re-attending between 3 & 9 months - Children	389	1,264	30.8%	44.8%	48.6%	58.8%
% of FP17s for the same patient ID Re-attending between 3 & 9 months - Adults	432	1,790	24.1%	37.0%	39.1%	51.0%
% of FP17s for Band 1 Urgent Courses	202	2,843	7.1%	10.9%	10.6%	9.0%
% of FP17s Relating to Free Repair or Replacements	8	2,843	0.3%	0.5%	0.5%	0.8%
% of FP17s Relating to Continuations	2	2,843	0.1%	0.7%	0.7%	0.9%
% of Patients satisfied with the dentistry they have received	0	0	N/A	90.9%	90.2%	93.2%
% of Patients satisfied with the time they had to wait for an appointment	0	0	N/A	82.1%	85.0%	88.3%

* This is based on patients treated on this contract for their most recent course of treatment. Figures in italics indicate the base number of FP17s or Patient Questionnaire responses are less than 100. N/A is shown where the base number of responses is less than 10 during the period. % is calculated as Quantity/Base number*100

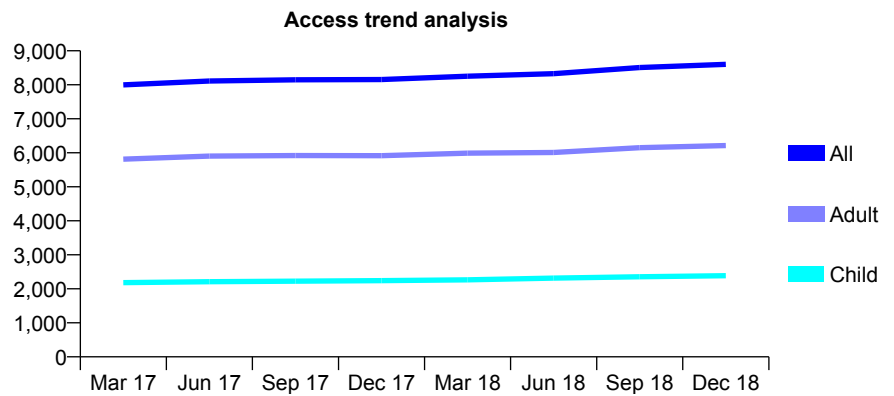
Q61 - Vital Signs At a Glance Contract Report for 170070/0001 - December 2018

Name or company name	Chadwell Dental Practice Ltd
Contract type name	GDS Contract
Purpose of contract	General
Contract start date	01/06/2011
Contract end date	

18/19 Contracted general activity (UDA)	23,737
Carry forward general activity (UDA)	271
18/19 Contracted orthodontic activity (UOA)	0
Carry forward orthodontic activity (UOA)	0
Baseline contract value	£581,522.71

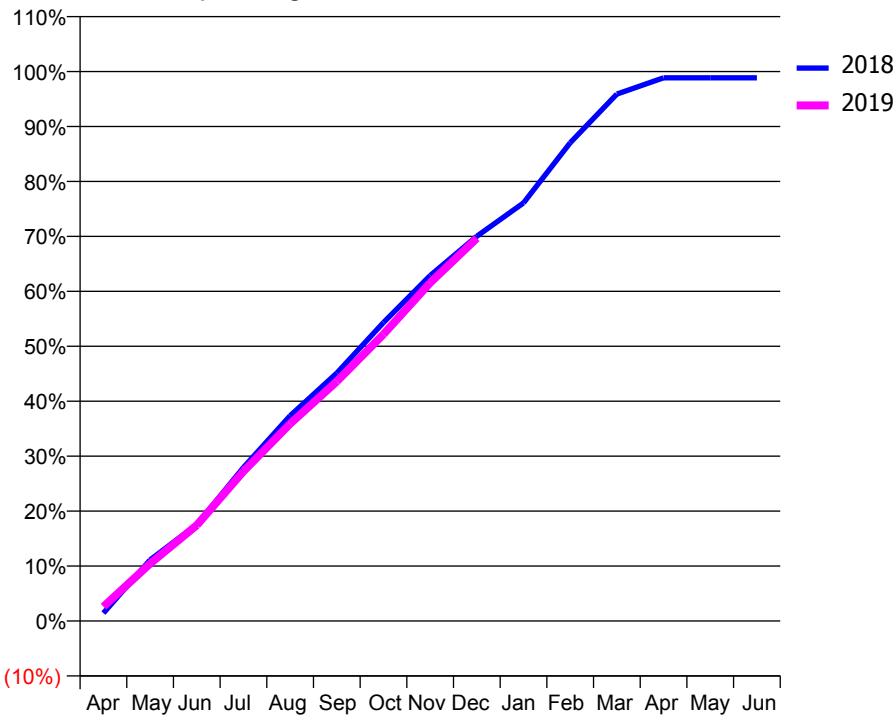
ACCESS*

Patients seen in 24 months	Total	Change since previous quarter
Quarter ending December 2017	8,154	
Quarter ending March 2018	8,254	→
Quarter ending June 2018	8,326	→
Quarter ending September 2018	8,506	↑
Quarter ending December 2018	8,602	→
Variance since December 2017	5.5%	↑



ACTIVITY

Cumulative percentage of contracted UDA delivered 2018 & 2019



Month	Adjusted Scheduled Activity (UDA)	
	2018	2019
April	345	619
May	2,639	2,478
June	4,170	4,141
July	6,630	6,466
August	8,868	8,523
September	10,712	10,348
October	12,894	12,386
November	14,924	14,610
December	16,619	16,537
January	18,063	
February	20,661	
March	22,762	
April	23,466	
May	23,466	
June	23,466	

QUALITY

	Quantity	Base Number	Contract	AT	Region	England
% of FP17s for the same patient ID Re-attending within 3 months - Children	221	2,277	9.7%	10.7%	11.8%	11.8%
% of FP17s for the same patient ID Re-attending within 3 months - Adults	935	5,920	15.8%	15.9%	16.7%	15.6%
% of FP17s for the same patient ID Re-attending between 3 & 9 months - Children	1,027	2,277	45.1%	44.8%	48.6%	58.8%
% of FP17s for the same patient ID Re-attending between 3 & 9 months - Adults	2,831	5,920	47.8%	37.0%	39.1%	51.0%
% of FP17s for Band 1 Urgent Courses	314	7,889	4.0%	10.9%	10.6%	9.0%
% of FP17s Relating to Free Repair or Replacements	110	7,889	1.4%	0.5%	0.5%	0.8%
% of FP17s Relating to Continuations	46	7,889	0.6%	0.7%	0.7%	0.9%
% of Patients satisfied with the dentistry they have received	2	2	N/A	90.9%	90.2%	93.2%
% of Patients satisfied with the time they had to wait for an appointment	2	2	N/A	82.1%	85.0%	88.3%

* This is based on patients treated on this contract for their most recent course of treatment. Figures in italics indicate the base number of FP17s or Patient Questionnaire responses are less than 100. N/A is shown where the base number of responses is less than 10 during the period. % is calculated as Quantity/Base number*100

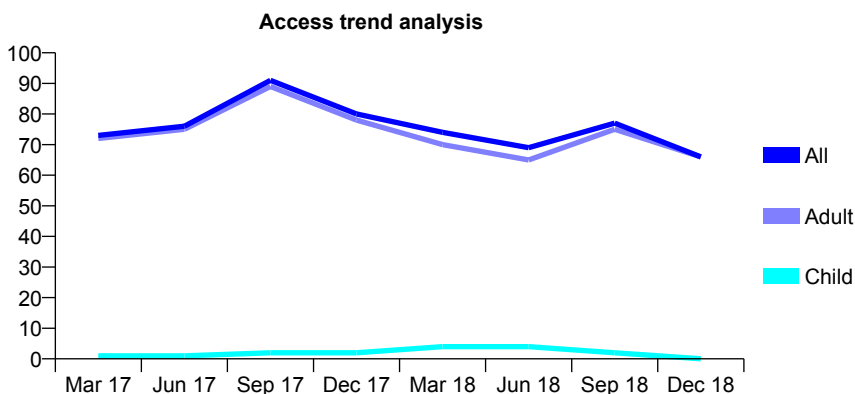
Q61 - Vital Signs At a Glance Contract Report for 170615/0001 - December 2018

Name or company name	Mr N.Nagpaul & Mr J. Ginty
Contract type name	PDS Contract
Purpose of contract	General
Contract start date	01/04/2009
Contract end date	31/03/2019

18/19 Contracted general activity (UDA)	276
Carry forward general activity (UDA)	-1
18/19 Contracted orthodontic activity (UOA)	0
Carry forward orthodontic activity (UOA)	0
Baseline contract value	£55,972.27

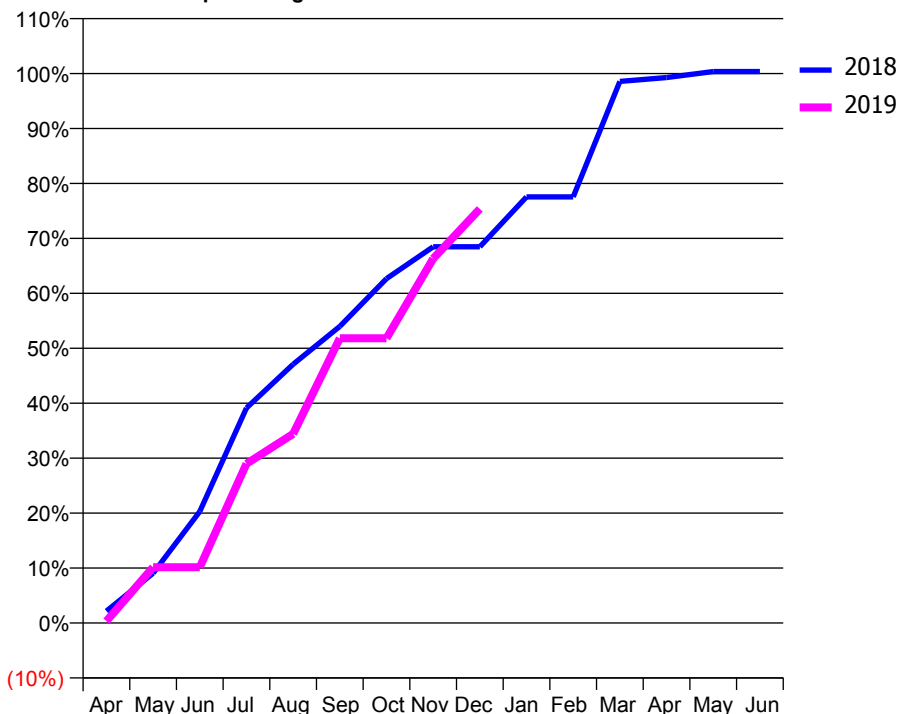
ACCESS*

Patients seen in 24 months	Total	Change since previous quarter
Quarter ending December 2017	80	
Quarter ending March 2018	74	↓
Quarter ending June 2018	69	↓
Quarter ending September 2018	77	↑
Quarter ending December 2018	66	↓
Variance since December 2017	(17.5%)	↓



ACTIVITY

Cumulative percentage of contracted UDA delivered 2018 & 2019



Month	Adjusted Scheduled Activity (UDA)	
	2018	2019
April	6	1
May	25	28
June	56	28
July	108	80
August	130	95
September	149	143
October	173	143
November	189	183
December	189	208
January	214	
February	214	
March	272	
April	274	
May	277	
June	277	

QUALITY

	Quantity	Base Number	Contract	AT	Region	England
% of FP17s for the same patient ID Re-attending within 3 months - Children	0	2	0.0%	10.7%	11.8%	11.8%
% of FP17s for the same patient ID Re-attending within 3 months - Adults	0	80	0.0%	15.9%	16.7%	15.6%
% of FP17s for the same patient ID Re-attending between 3 & 9 months - Children	0	2	0.0%	44.8%	48.6%	58.8%
% of FP17s for the same patient ID Re-attending between 3 & 9 months - Adults	1	80	1.3%	37.0%	39.1%	51.0%
% of FP17s for Band 1 Urgent Courses	0	77	0.0%	10.9%	10.6%	9.0%
% of FP17s Relating to Free Repair or Replacements	0	77	0.0%	0.5%	0.5%	0.8%
% of FP17s Relating to Continuations	0	77	0.0%	0.7%	0.7%	0.9%
% of Patients satisfied with the dentistry they have received	0	0	N/A	90.9%	90.2%	93.2%
% of Patients satisfied with the time they had to wait for an appointment	0	0	N/A	82.1%	85.0%	88.3%

* This is based on patients treated on this contract for their most recent course of treatment. Figures in italics indicate the base number of FP17s or Patient Questionnaire responses are less than 100. N/A is shown where the base number of responses is less than 10 during the period. % is calculated as Quantity/Base number*100

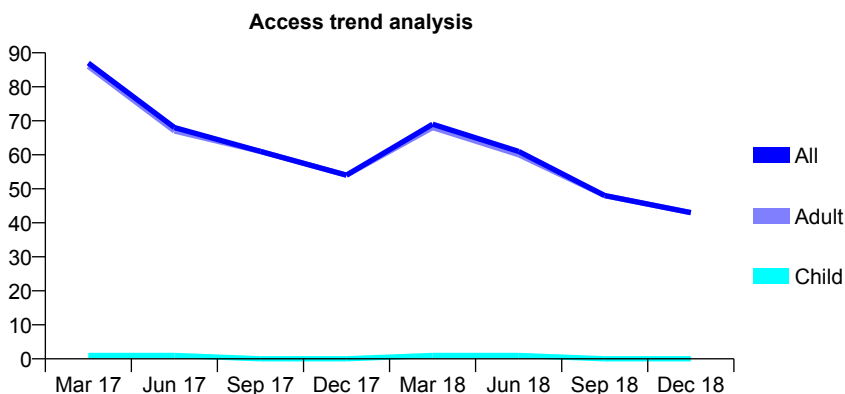
Q61 - Vital Signs At a Glance Contract Report for 170615/0002 - December 2018

Name or company name	Mr N.Nagpaul & Mr J. Ginty
Contract type name	PDS Contract
Purpose of contract	General
Contract start date	01/11/2009
Contract end date	31/03/2019

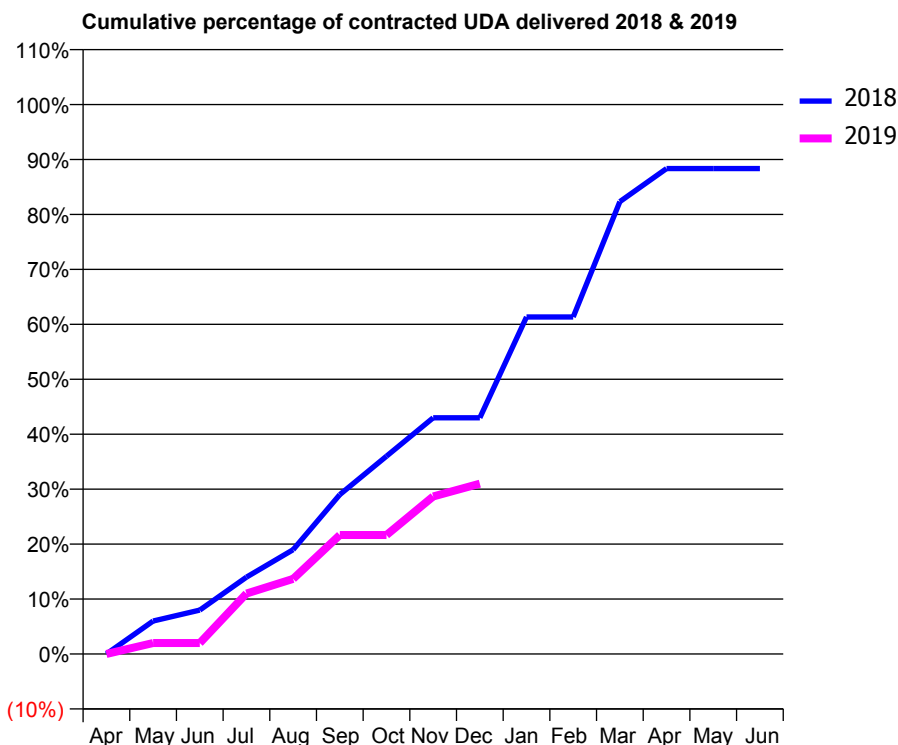
18/19 Contracted general activity (UDA)	300
Carry forward general activity (UDA)	0
18/19 Contracted orthodontic activity (UOA)	0
Carry forward orthodontic activity (UOA)	0
Baseline contract value	£62,306.83

ACCESS*

Patients seen in 24 months	Total	Change since previous quarter
Quarter ending December 2017	54	
Quarter ending March 2018	69	↑
Quarter ending June 2018	61	↓
Quarter ending September 2018	48	↓
Quarter ending December 2018	43	↓
Variance since December 2017	(20.4%)	↓



ACTIVITY



Month	Adjusted Scheduled Activity (UDA)	
	2018	2019
April	0	0
May	18	6
June	24	6
July	42	33
August	57	41
September	87	65
October	108	65
November	129	86
December	129	93
January	184	
February	184	
March	247	
April	265	
May	265	
June	265	

QUALITY

	Quantity	Base Number	Contract	AT	Region	England
% of FP17s for the same patient ID Re-attending within 3 months - Children	0	0	N/A	10.7%	11.8%	11.8%
% of FP17s for the same patient ID Re-attending within 3 months - Adults	0	46	0.0%	15.9%	16.7%	15.6%
% of FP17s for the same patient ID Re-attending between 3 & 9 months - Children	0	0	N/A	44.8%	48.6%	58.8%
% of FP17s for the same patient ID Re-attending between 3 & 9 months - Adults	0	46	0.0%	37.0%	39.1%	51.0%
% of FP17s for Band 1 Urgent Courses	0	33	0.0%	10.9%	10.6%	9.0%
% of FP17s Relating to Free Repair or Replacements	0	33	0.0%	0.5%	0.5%	0.8%
% of FP17s Relating to Continuations	0	33	0.0%	0.7%	0.7%	0.9%
% of Patients satisfied with the dentistry they have received	0	0	N/A	90.9%	90.2%	93.2%
% of Patients satisfied with the time they had to wait for an appointment	0	0	N/A	82.1%	85.0%	88.3%

* This is based on patients treated on this contract for their most recent course of treatment. Figures in italics indicate the base number of FP17s or Patient Questionnaire responses are less than 100. N/A is shown where the base number of responses is less than 10 during the period. % is calculated as Quantity/Base number*100

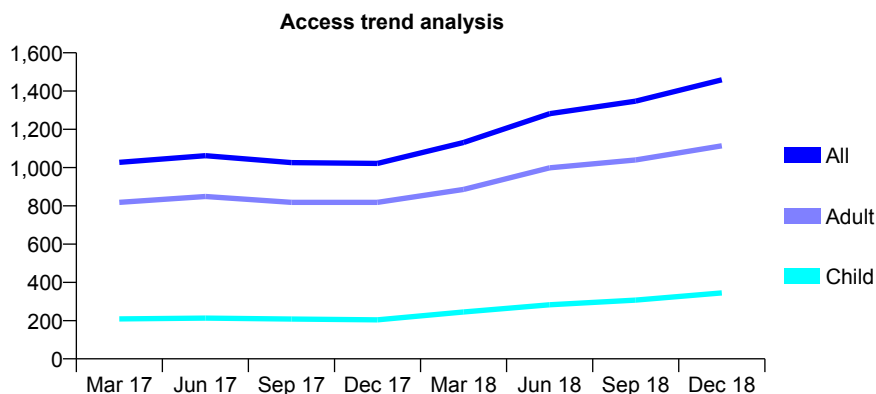
Q61 - Vital Signs At a Glance Contract Report for 170801/0001 - December 2018

Name or company name	Harwinder Kalsi
Contract type name	GDS Contract
Purpose of contract	General
Contract start date	01/06/2012
Contract end date	

18/19 Contracted general activity (UDA)	3,861
Carry forward general activity (UDA)	0
18/19 Contracted orthodontic activity (UOA)	0
Carry forward orthodontic activity (UOA)	0
Baseline contract value	£110,189.37

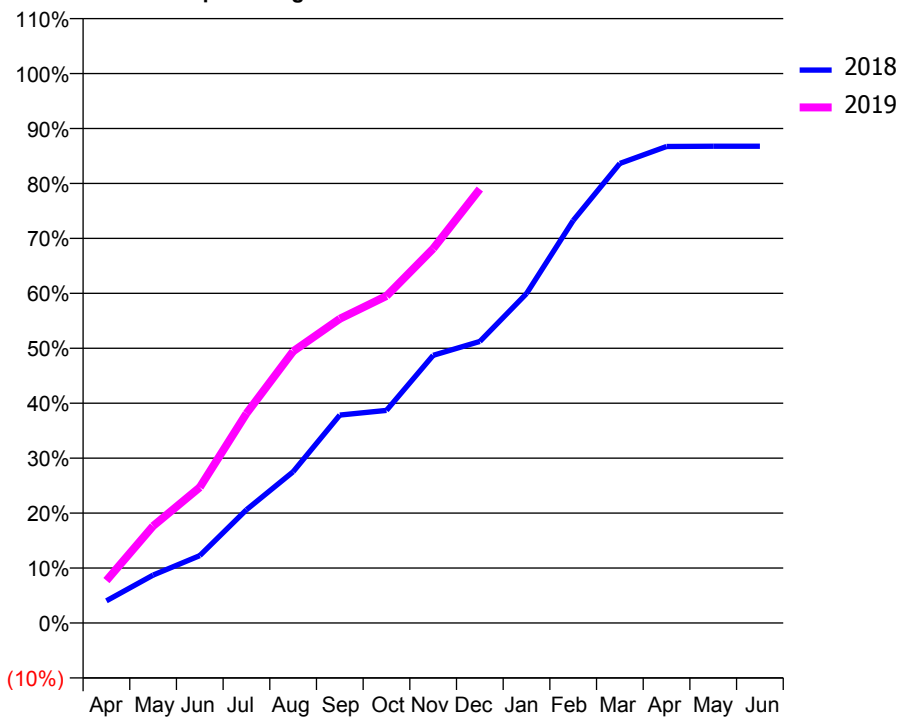
ACCESS*

Patients seen in 24 months	Total	Change since previous quarter
Quarter ending December 2017	1,022	
Quarter ending March 2018	1,131	↑
Quarter ending June 2018	1,282	↑
Quarter ending September 2018	1,347	↑
Quarter ending December 2018	1,459	↑
Variance since December 2017	42.8%	↑



ACTIVITY

Cumulative percentage of contracted UDA delivered 2018 & 2019



Month	Adjusted Scheduled Activity (UDA)	
	2018	2019
April	156	298
May	336	682
June	474	953
July	796	1,473
August	1,063	1,909
September	1,462	2,137
October	1,494	2,298
November	1,881	2,630
December	1,978	3,049
January	2,315	
February	2,829	
March	3,229	
April	3,348	
May	3,350	
June	3,350	

QUALITY

	Quantity	Base Number	Contract	AT	Region	England
% of FP17s for the same patient ID Re-attending within 3 months - Children	34	357	9.5%	10.7%	11.8%	11.8%
% of FP17s for the same patient ID Re-attending within 3 months - Adults	169	1,029	16.4%	15.9%	16.7%	15.6%
% of FP17s for the same patient ID Re-attending between 3 & 9 months - Children	143	357	40.1%	44.8%	48.6%	58.8%
% of FP17s for the same patient ID Re-attending between 3 & 9 months - Adults	313	1,029	30.4%	37.0%	39.1%	51.0%
% of FP17s for Band 1 Urgent Courses	140	1,322	10.6%	10.9%	10.6%	9.0%
% of FP17s Relating to Free Repair or Replacements	0	1,322	0.0%	0.5%	0.5%	0.8%
% of FP17s Relating to Continuations	0	1,322	0.0%	0.7%	0.7%	0.9%
% of Patients satisfied with the dentistry they have received	0	0	N/A	90.9%	90.2%	93.2%
% of Patients satisfied with the time they had to wait for an appointment	0	0	N/A	82.1%	85.0%	88.3%

* This is based on patients treated on this contract for their most recent course of treatment. Figures in italics indicate the base number of FP17s or Patient Questionnaire responses are less than 100. N/A is shown where the base number of responses is less than 10 during the period. % is calculated as Quantity/Base number*100

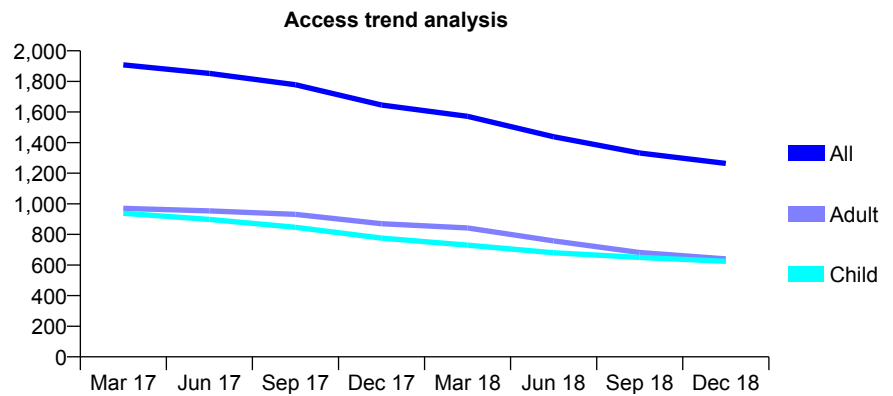
Q61 - Vital Signs At a Glance Contract Report for 171190/0001 - December 2018

Name or company name	The Dental Surgery
Contract type name	GDS Contract
Purpose of contract	General
Contract start date	01/03/2015
Contract end date	

18/19 Contracted general activity (UDA)	4,098
Carry forward general activity (UDA)	-82
18/19 Contracted orthodontic activity (UOA)	0
Carry forward orthodontic activity (UOA)	0
Baseline contract value	£139,050.47

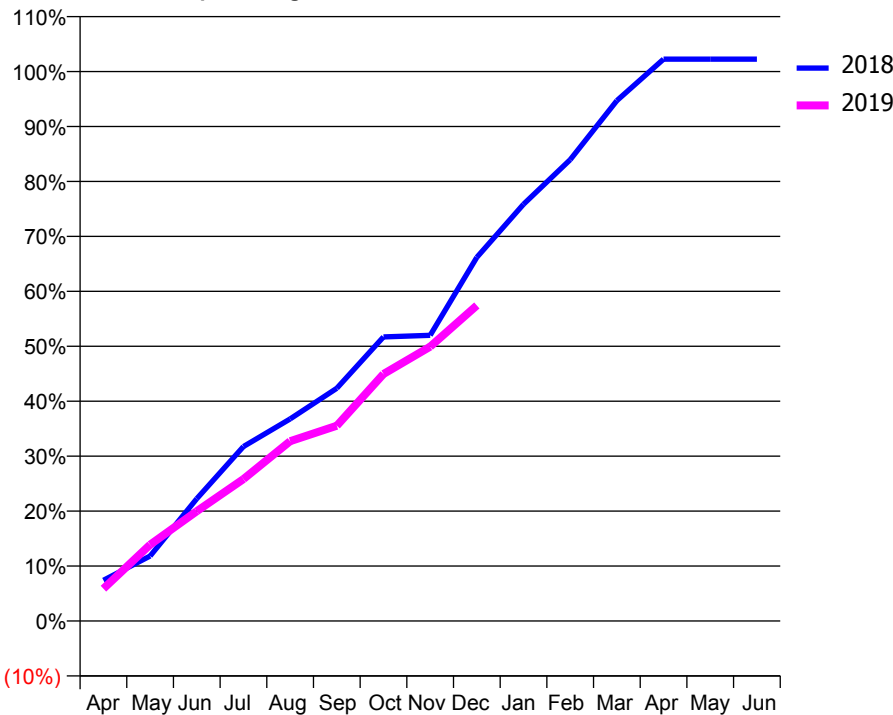
ACCESS*

Patients seen in 24 months	Total	Change since previous quarter
Quarter ending December 2017	1,646	
Quarter ending March 2018	1,572	↓
Quarter ending June 2018	1,438	↓
Quarter ending September 2018	1,332	↓
Quarter ending December 2018	1,264	↓
Variance since December 2017	(23.2%)	↓



ACTIVITY

Cumulative percentage of contracted UDA delivered 2018 & 2019



Month	Adjusted Scheduled Activity (UDA)	
	2018	2019
April	304	241
May	485	570
June	913	819
July	1,301	1,058
August	1,507	1,341
September	1,735	1,456
October	2,119	1,842
November	2,131	2,046
December	2,712	2,353
January	3,108	
February	3,440	
March	3,881	
April	4,190	
May	4,190	
June	4,190	

QUALITY

	Quantity	Base Number	Contract	AT	Region	England
% of FP17s for the same patient ID Re-attending within 3 months - Children	55	556	9.9%	10.7%	11.8%	11.8%
% of FP17s for the same patient ID Re-attending within 3 months - Adults	113	596	19.0%	15.9%	16.7%	15.6%
% of FP17s for the same patient ID Re-attending between 3 & 9 months - Children	286	556	51.4%	44.8%	48.6%	58.8%
% of FP17s for the same patient ID Re-attending between 3 & 9 months - Adults	290	596	48.7%	37.0%	39.1%	51.0%
% of FP17s for Band 1 Urgent Courses	126	1,030	12.2%	10.9%	10.6%	9.0%
% of FP17s Relating to Free Repair or Replacements	4	1,030	0.4%	0.5%	0.5%	0.8%
% of FP17s Relating to Continuations	16	1,030	1.6%	0.7%	0.7%	0.9%
% of Patients satisfied with the dentistry they have received	2	2	N/A	90.9%	90.2%	93.2%
% of Patients satisfied with the time they had to wait for an appointment	0	2	N/A	82.1%	85.0%	88.3%

* This is based on patients treated on this contract for their most recent course of treatment. Figures in italics indicate the base number of FP17s or Patient Questionnaire responses are less than 100. N/A is shown where the base number of responses is less than 10 during the period. % is calculated as Quantity/Base number*100

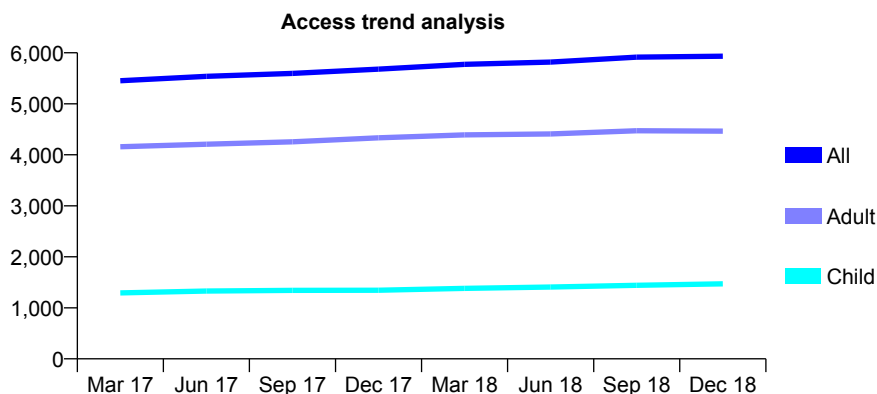
Q61 - Vital Signs At a Glance Contract Report for 173231/0001 - December 2018

Name or company name	S Shah and A Patel
Contract type name	GDS Contract
Purpose of contract	General
Contract start date	22/08/2013
Contract end date	

18/19 Contracted general activity (UDA)	14,477
Carry forward general activity (UDA)	-290
18/19 Contracted orthodontic activity (UOA)	0
Carry forward orthodontic activity (UOA)	0
Baseline contract value	£347,853.77

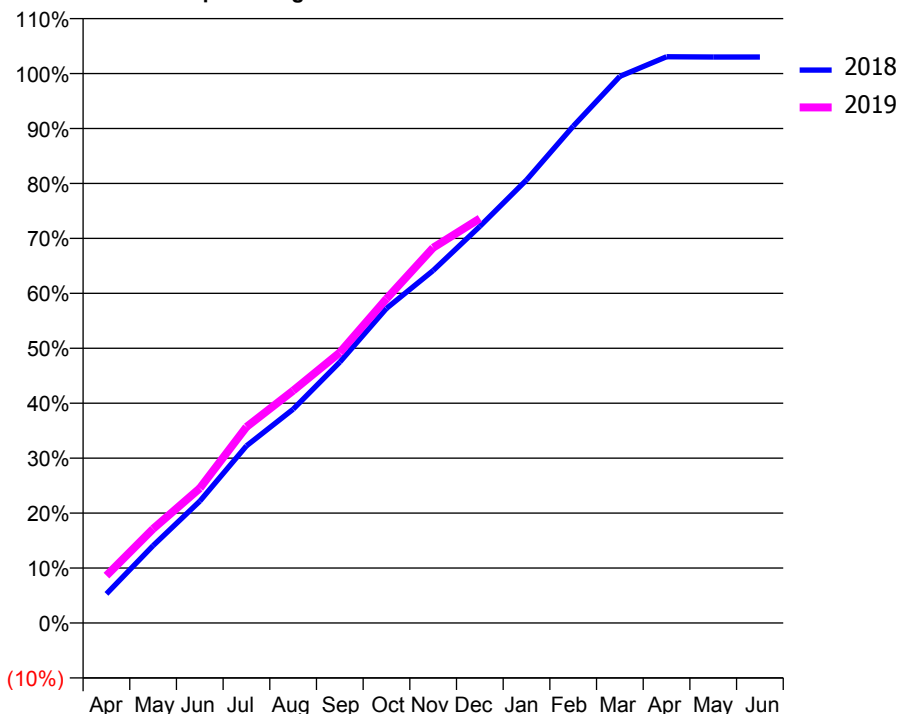
ACCESS*

Patients seen in 24 months	Total	Change since previous quarter
Quarter ending December 2017	5,679	
Quarter ending March 2018	5,773	→
Quarter ending June 2018	5,818	→
Quarter ending September 2018	5,916	→
Quarter ending December 2018	5,933	→
Variance since December 2017	4.5%	↑



ACTIVITY

Cumulative percentage of contracted UDA delivered 2018 & 2019



Month	Adjusted Scheduled Activity (UDA)	
	2018	2019
April	769	1,249
May	2,038	2,482
June	3,210	3,550
July	4,668	5,166
August	5,632	6,123
September	6,872	7,125
October	8,289	8,543
November	9,287	9,889
December	10,451	10,658
January	11,674	
February	13,089	
March	14,404	
April	14,918	
May	14,913	
June	14,910	

QUALITY

	Quantity	Base Number	Contract	AT	Region	England
% of FP17s for the same patient ID Re-attending within 3 months - Children	112	1,503	7.5%	10.7%	11.8%	11.8%
% of FP17s for the same patient ID Re-attending within 3 months - Adults	548	3,753	14.6%	15.9%	16.7%	15.6%
% of FP17s for the same patient ID Re-attending between 3 & 9 months - Children	758	1,503	50.4%	44.8%	48.6%	58.8%
% of FP17s for the same patient ID Re-attending between 3 & 9 months - Adults	1,556	3,753	41.5%	37.0%	39.1%	51.0%
% of FP17s for Band 1 Urgent Courses	538	5,019	10.7%	10.9%	10.6%	9.0%
% of FP17s Relating to Free Repair or Replacements	35	5,019	0.7%	0.5%	0.5%	0.8%
% of FP17s Relating to Continuations	14	5,019	0.3%	0.7%	0.7%	0.9%
% of Patients satisfied with the dentistry they have received	3	3	N/A	90.9%	90.2%	93.2%
% of Patients satisfied with the time they had to wait for an appointment	3	3	N/A	82.1%	85.0%	88.3%

* This is based on patients treated on this contract for their most recent course of treatment. Figures in italics indicate the base number of FP17s or Patient Questionnaire responses are less than 100. N/A is shown where the base number of responses is less than 10 during the period. % is calculated as Quantity/Base number*100

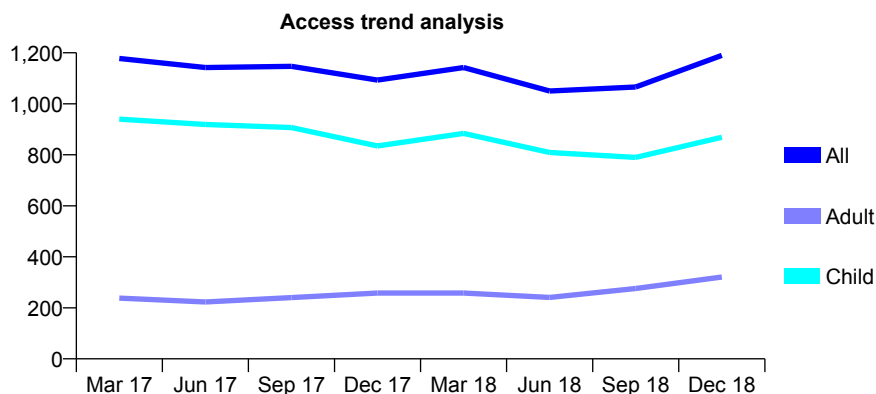
Q61 - Vital Signs At a Glance Contract Report for 174122/0001 - December 2018

Name or company name	Mr Matthew Power, Mrs Nicola Power and M
Contract type name	GDS Contract
Purpose of contract	General and Orthodontic
Contract start date	01/11/2010
Contract end date	

18/19 Contracted general activity (UDA)	529
Carry forward general activity (UDA)	-11
18/19 Contracted orthodontic activity (UOA)	10,864
Carry forward orthodontic activity (UOA)	-217
Baseline contract value	£774,878.45

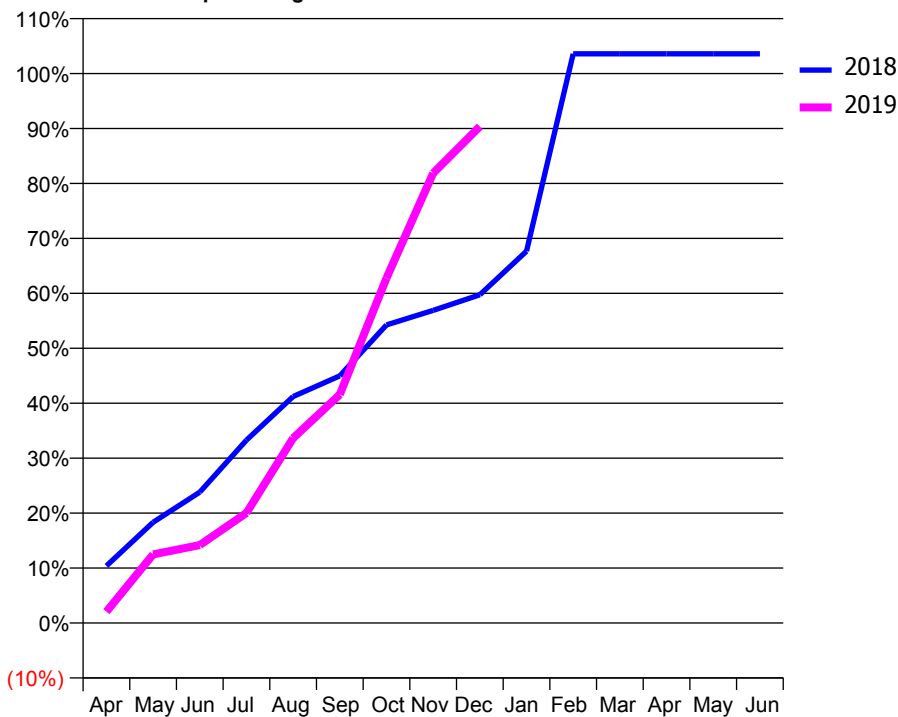
ACCESS*

Patients seen in 24 months	Total	Change since previous quarter
Quarter ending December 2017	1,093	
Quarter ending March 2018	1,142	↑
Quarter ending June 2018	1,050	↓
Quarter ending September 2018	1,066	→
Quarter ending December 2018	1,190	↑
Variance since December 2017	8.9%	↑



ACTIVITY

Cumulative percentage of contracted UDA delivered 2018 & 2019



Adjusted Scheduled Activity (UDA)		
Month	2018	2019
April	55	11
May	97	66
June	126	75
July	176	106
August	218	178
September	238	220
October	287	332
November	301	433
December	316	478
January	358	
February	548	
March	548	
April	548	
May	548	
June	548	

QUALITY

	Quantity	Base Number	Contract	AT	Region	England
% of FP17s for the same patient ID Re-attending within 3 months - Children	60	1,152	5.2%	10.7%	11.8%	11.8%
% of FP17s for the same patient ID Re-attending within 3 months - Adults	1	116	0.9%	15.9%	16.7%	15.6%
% of FP17s for the same patient ID Re-attending between 3 & 9 months - Children	98	1,152	8.5%	44.8%	48.6%	58.8%
% of FP17s for the same patient ID Re-attending between 3 & 9 months - Adults	5	116	4.3%	37.0%	39.1%	51.0%
% of FP17s for Band 1 Urgent Courses	0	414	0.0%	10.9%	10.6%	9.0%
% of FP17s Relating to Free Repair or Replacements	0	414	0.0%	0.5%	0.5%	0.8%
% of FP17s Relating to Continuations	0	414	0.0%	0.7%	0.7%	0.9%
% of Patients satisfied with the dentistry they have received	0	0	N/A	90.9%	90.2%	93.2%
% of Patients satisfied with the time they had to wait for an appointment	0	0	N/A	82.1%	85.0%	88.3%

* This is based on patients treated on this contract for their most recent course of treatment. Figures in italics indicate the base number of FP17s or Patient Questionnaire responses are less than 100. N/A is shown where the base number of responses is less than 10 during the period. % is calculated as Quantity/Base number*100

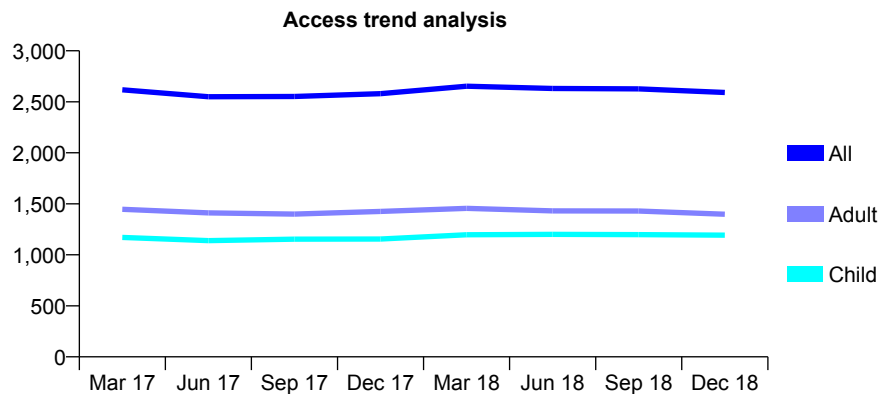
Q61 - Vital Signs At a Glance Contract Report for 175773/0001 - December 2018

Name or company name	Mr Monsur Hannan & Mr Amin Mandegarar
Contract type name	GDS Contract
Purpose of contract	General
Contract start date	01/04/2008
Contract end date	

18/19 Contracted general activity (UDA)	5,256
Carry forward general activity (UDA)	0
18/19 Contracted orthodontic activity (UOA)	0
Carry forward orthodontic activity (UOA)	0
Baseline contract value	£147,106.68

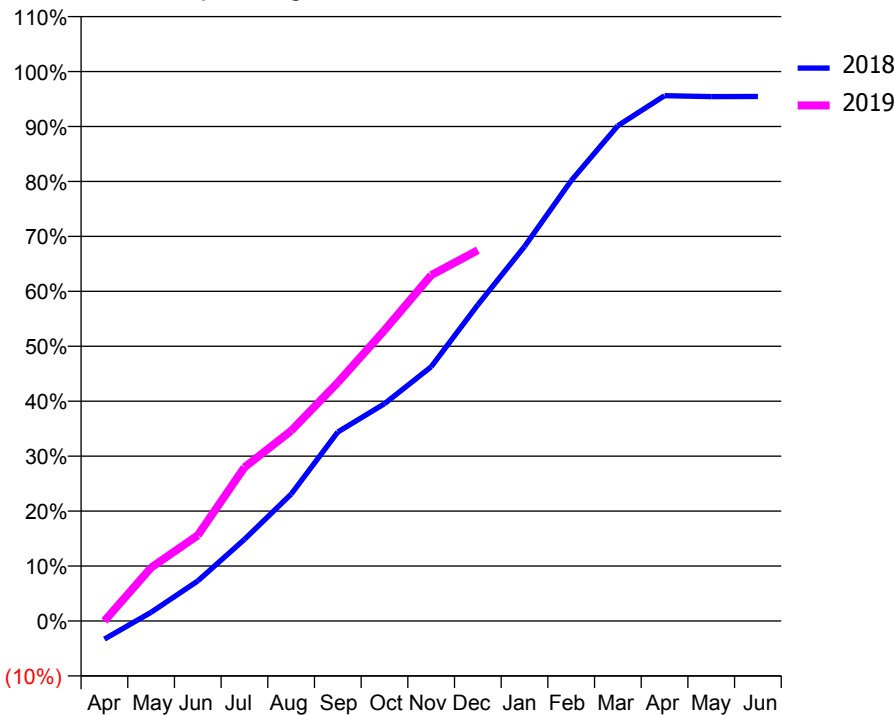
ACCESS*

Patients seen in 24 months	Total	Change since previous quarter
Quarter ending December 2017	2,580	
Quarter ending March 2018	2,653	↑
Quarter ending June 2018	2,631	→
Quarter ending September 2018	2,627	→
Quarter ending December 2018	2,591	↓
Variance since December 2017	0.4%	→



ACTIVITY

Cumulative percentage of contracted UDA delivered 2018 & 2019



Month	Adjusted Scheduled Activity (UDA)	
	2018	2019
April	-174	0
May	83	511
June	384	820
July	782	1,470
August	1,214	1,819
September	1,808	2,281
October	2,078	2,781
November	2,431	3,308
December	3,025	3,546
January	3,582	
February	4,213	
March	4,738	
April	5,025	
May	5,016	
June	5,017	

QUALITY

	Quantity	Base Number	Contract	AT	Region	England
% of FP17s for the same patient ID Re-attending within 3 months - Children	73	1,028	7.1%	10.7%	11.8%	11.8%
% of FP17s for the same patient ID Re-attending within 3 months - Adults	142	935	15.2%	15.9%	16.7%	15.6%
% of FP17s for the same patient ID Re-attending between 3 & 9 months - Children	506	1,028	49.2%	44.8%	48.6%	58.8%
% of FP17s for the same patient ID Re-attending between 3 & 9 months - Adults	322	935	34.4%	37.0%	39.1%	51.0%
% of FP17s for Band 1 Urgent Courses	201	1,846	10.9%	10.9%	10.6%	9.0%
% of FP17s Relating to Free Repair or Replacements	3	1,846	0.2%	0.5%	0.5%	0.8%
% of FP17s Relating to Continuations	2	1,846	0.1%	0.7%	0.7%	0.9%
% of Patients satisfied with the dentistry they have received	0	0	N/A	90.9%	90.2%	93.2%
% of Patients satisfied with the time they had to wait for an appointment	0	0	N/A	82.1%	85.0%	88.3%

* This is based on patients treated on this contract for their most recent course of treatment. Figures in italics indicate the base number of FP17s or Patient Questionnaire responses are less than 100. N/A is shown where the base number of responses is less than 10 during the period. % is calculated as Quantity/Base number*100

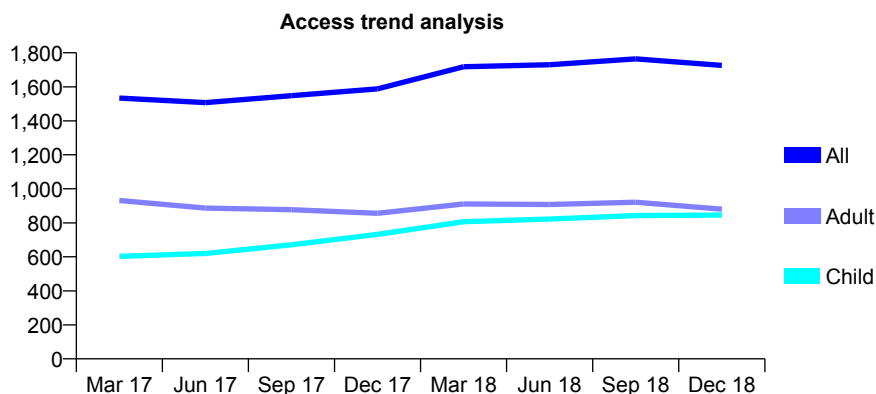
Q61 - Vital Signs At a Glance Contract Report for 176230/0001 - December 2018

Name or company name	Bell Lane Smile Dental Practice
Contract type name	GDS Contract
Purpose of contract	General
Contract start date	01/11/2014
Contract end date	

18/19 Contracted general activity (UDA)	5,430
Carry forward general activity (UDA)	-19
18/19 Contracted orthodontic activity (UOA)	0
Carry forward orthodontic activity (UOA)	0
Baseline contract value	£156,515.90

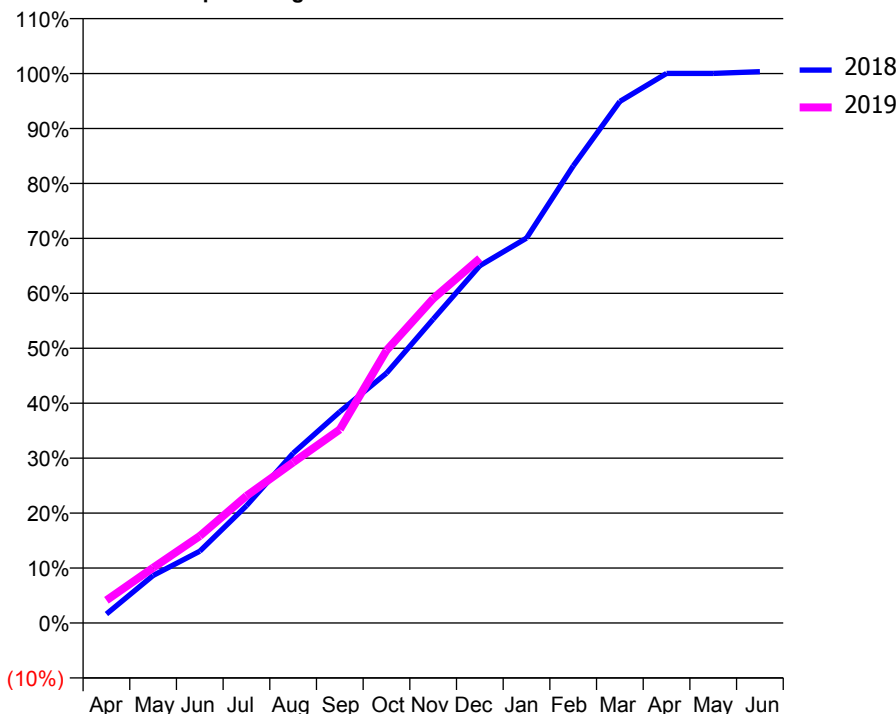
ACCESS*

Patients seen in 24 months	Total	Change since previous quarter
Quarter ending December 2017	1,588	
Quarter ending March 2018	1,718	↑
Quarter ending June 2018	1,730	→
Quarter ending September 2018	1,764	→
Quarter ending December 2018	1,726	↓
Variance since December 2017	8.7%	↑



ACTIVITY

Cumulative percentage of contracted UDA delivered 2018 & 2019



Month	Adjusted Scheduled Activity (UDA)	
	2018	2019
April	89	225
May	470	546
June	709	860
July	1,159	1,256
August	1,678	1,587
September	2,088	1,913
October	2,468	2,695
November	3,002	3,205
December	3,531	3,603
January	3,803	
February	4,516	
March	5,154	
April	5,431	
May	5,431	
June	5,449	

QUALITY

	Quantity	Base Number	Contract	AT	Region	England
% of FP17s for the same patient ID Re-attending within 3 months - Children	152	1,177	12.9%	10.7%	11.8%	11.8%
% of FP17s for the same patient ID Re-attending within 3 months - Adults	103	649	15.9%	15.9%	16.7%	15.6%
% of FP17s for the same patient ID Re-attending between 3 & 9 months - Children	740	1,177	62.9%	44.8%	48.6%	58.8%
% of FP17s for the same patient ID Re-attending between 3 & 9 months - Adults	222	649	34.2%	37.0%	39.1%	51.0%
% of FP17s for Band 1 Urgent Courses	38	1,436	2.6%	10.9%	10.6%	9.0%
% of FP17s Relating to Free Repair or Replacements	1	1,436	0.1%	0.5%	0.5%	0.8%
% of FP17s Relating to Continuations	9	1,436	0.6%	0.7%	0.7%	0.9%
% of Patients satisfied with the dentistry they have received	2	2	N/A	90.9%	90.2%	93.2%
% of Patients satisfied with the time they had to wait for an appointment	2	2	N/A	82.1%	85.0%	88.3%

* This is based on patients treated on this contract for their most recent course of treatment. Figures in italics indicate the base number of FP17s or Patient Questionnaire responses are less than 100. N/A is shown where the base number of responses is less than 10 during the period. % is calculated as Quantity/Base number*100

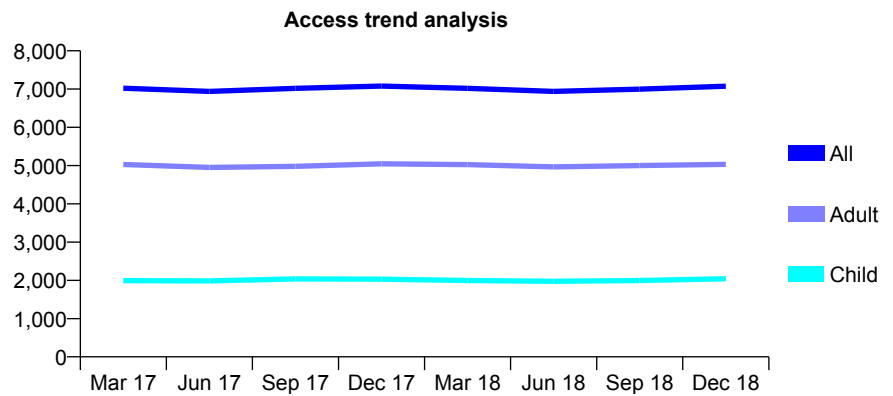
Q61 - Vital Signs At a Glance Contract Report for 176729/0001 - December 2018

Name or company name	S Cowley, R Ingham and J Angelo
Contract type name	GDS Contract
Purpose of contract	General
Contract start date	01/12/2011
Contract end date	

18/19 Contracted general activity (UDA)	18,762
Carry forward general activity (UDA)	-375
18/19 Contracted orthodontic activity (UOA)	0
Carry forward orthodontic activity (UOA)	0
Baseline contract value	£508,805.42

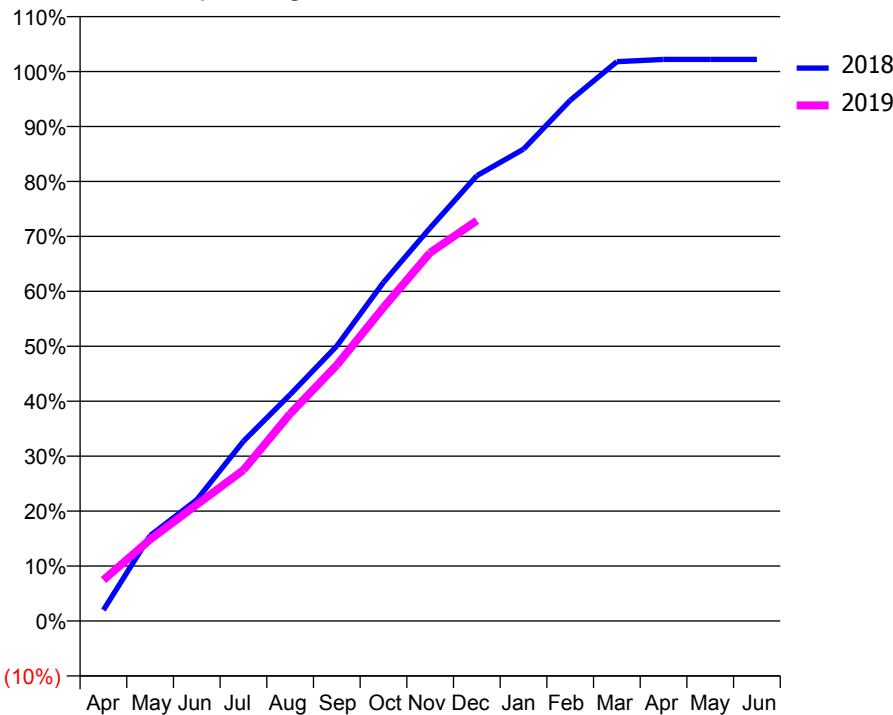
ACCESS*

Patients seen in 24 months	Total	Change since previous quarter
Quarter ending December 2017	7,078	
Quarter ending March 2018	7,019	→
Quarter ending June 2018	6,938	↓
Quarter ending September 2018	6,997	→
Quarter ending December 2018	7,073	→
Variance since December 2017	(0.1%)	→



ACTIVITY

Cumulative percentage of contracted UDA delivered 2018 & 2019



Month	Adjusted Scheduled Activity (UDA)	
	2018	2019
April	375	1,399
May	2,916	2,783
June	4,139	3,975
July	6,139	5,156
August	7,732	7,078
September	9,391	8,740
October	11,562	10,706
November	13,425	12,577
December	15,203	13,669
January	16,109	
February	17,777	
March	19,095	
April	19,176	
May	19,175	
June	19,175	

QUALITY

	Quantity	Base Number	Contract	AT	Region	England
% of FP17s for the same patient ID Re-attending within 3 months - Children	116	1,709	6.8%	10.7%	11.8%	11.8%
% of FP17s for the same patient ID Re-attending within 3 months - Adults	390	3,454	11.3%	15.9%	16.7%	15.6%
% of FP17s for the same patient ID Re-attending between 3 & 9 months - Children	643	1,709	37.6%	44.8%	48.6%	58.8%
% of FP17s for the same patient ID Re-attending between 3 & 9 months - Adults	877	3,454	25.4%	37.0%	39.1%	51.0%
% of FP17s for Band 1 Urgent Courses	419	5,130	8.2%	10.9%	10.6%	9.0%
% of FP17s Relating to Free Repair or Replacements	14	5,130	0.3%	0.5%	0.5%	0.8%
% of FP17s Relating to Continuations	84	5,130	1.6%	0.7%	0.7%	0.9%
% of Patients satisfied with the dentistry they have received	1	1	N/A	90.9%	90.2%	93.2%
% of Patients satisfied with the time they had to wait for an appointment	1	1	N/A	82.1%	85.0%	88.3%

* This is based on patients treated on this contract for their most recent course of treatment. Figures in italics indicate the base number of FP17s or Patient Questionnaire responses are less than 100. N/A is shown where the base number of responses is less than 10 during the period. % is calculated as Quantity/Base number*100

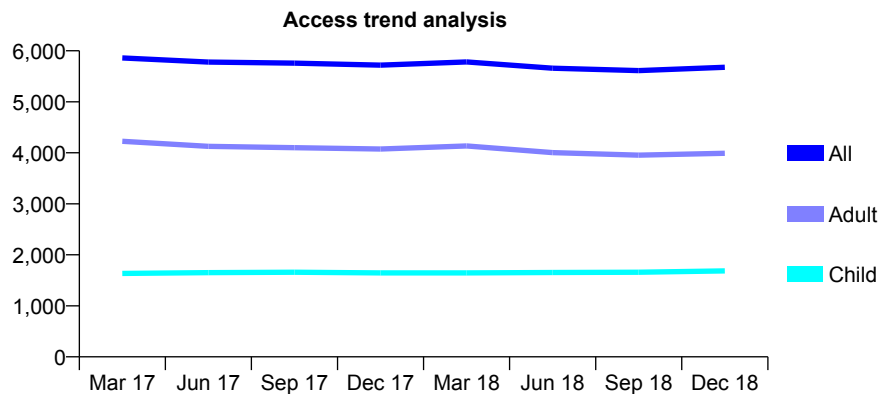
Q61 - Vital Signs At a Glance Contract Report for 177180/0001 - December 2018

Name or company name	Cosmo Clinic Ltd.
Contract type name	GDS Contract
Purpose of contract	General
Contract start date	01/05/2010
Contract end date	

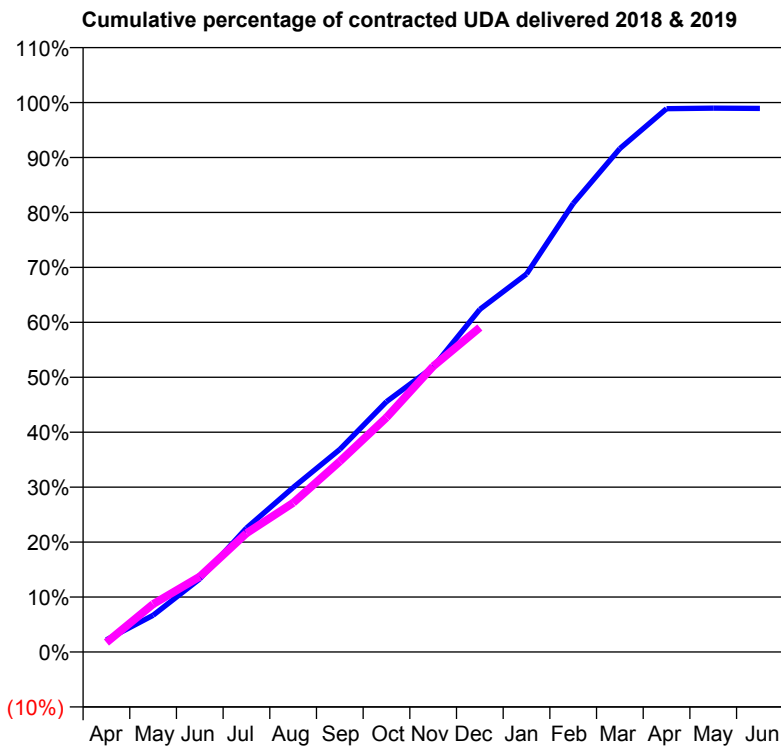
18/19 Contracted general activity (UDA)	21,931
Carry forward general activity (UDA)	237
18/19 Contracted orthodontic activity (UOA)	0
Carry forward orthodontic activity (UOA)	0
Baseline contract value	£623,736.49

ACCESS*

Patients seen in 24 months	Total	Change since previous quarter
Quarter ending December 2017	5,720	
Quarter ending March 2018	5,782	→
Quarter ending June 2018	5,659	↓
Quarter ending September 2018	5,612	→
Quarter ending December 2018	5,677	→
Variance since December 2017	(0.8%)	→



ACTIVITY



Month	Adjusted Scheduled Activity (UDA)	
	2018	2019
April	485	381
May	1,467	1,911
June	2,921	3,012
July	4,946	4,738
August	6,566	5,955
September	8,089	7,610
October	9,992	9,358
November	11,376	11,401
December	13,674	12,952
January	15,084	
February	17,898	
March	20,091	
April	21,684	
May	21,706	
June	21,694	

QUALITY

	Quantity	Base Number	Contract	AT	Region	England
% of FP17s for the same patient ID Re-attending within 3 months - Children	115	1,308	8.8%	10.7%	11.8%	11.8%
% of FP17s for the same patient ID Re-attending within 3 months - Adults	444	2,763	16.1%	15.9%	16.7%	15.6%
% of FP17s for the same patient ID Re-attending between 3 & 9 months - Children	384	1,308	29.4%	44.8%	48.6%	58.8%
% of FP17s for the same patient ID Re-attending between 3 & 9 months - Adults	809	2,763	29.3%	37.0%	39.1%	51.0%
% of FP17s for Band 1 Urgent Courses	332	3,716	8.9%	10.9%	10.6%	9.0%
% of FP17s Relating to Free Repair or Replacements	11	3,716	0.3%	0.5%	0.5%	0.8%
% of FP17s Relating to Continuations	2	3,716	0.1%	0.7%	0.7%	0.9%
% of Patients satisfied with the dentistry they have received	2	2	N/A	90.9%	90.2%	93.2%
% of Patients satisfied with the time they had to wait for an appointment	2	2	N/A	82.1%	85.0%	88.3%

* This is based on patients treated on this contract for their most recent course of treatment. Figures in italics indicate the base number of FP17s or Patient Questionnaire responses are less than 100. N/A is shown where the base number of responses is less than 10 during the period. % is calculated as Quantity/Base number*100

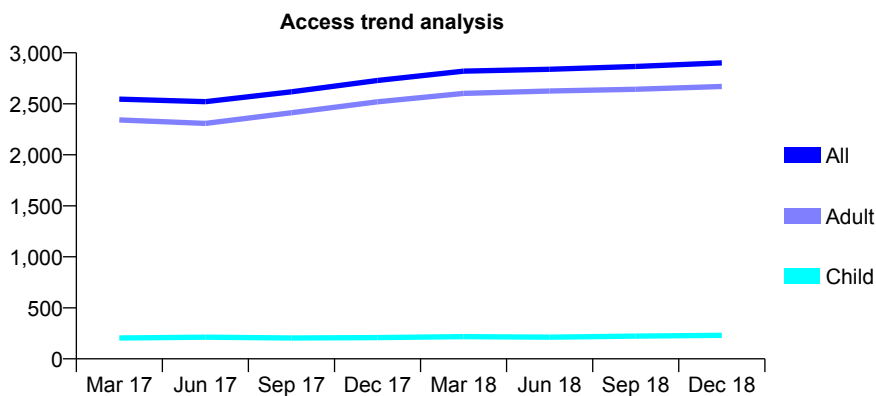
Q61 - Vital Signs At a Glance Contract Report for 177431/0001 - December 2018

Name or company name	Mr H Al-Hariri & Mrs N Al-Hariri
Contract type name	GDS Contract
Purpose of contract	General
Contract start date	01/04/2015
Contract end date	

18/19 Contracted general activity (UDA)	5,441
Carry forward general activity (UDA)	-91
18/19 Contracted orthodontic activity (UOA)	0
Carry forward orthodontic activity (UOA)	0
Baseline contract value	£176,036.54

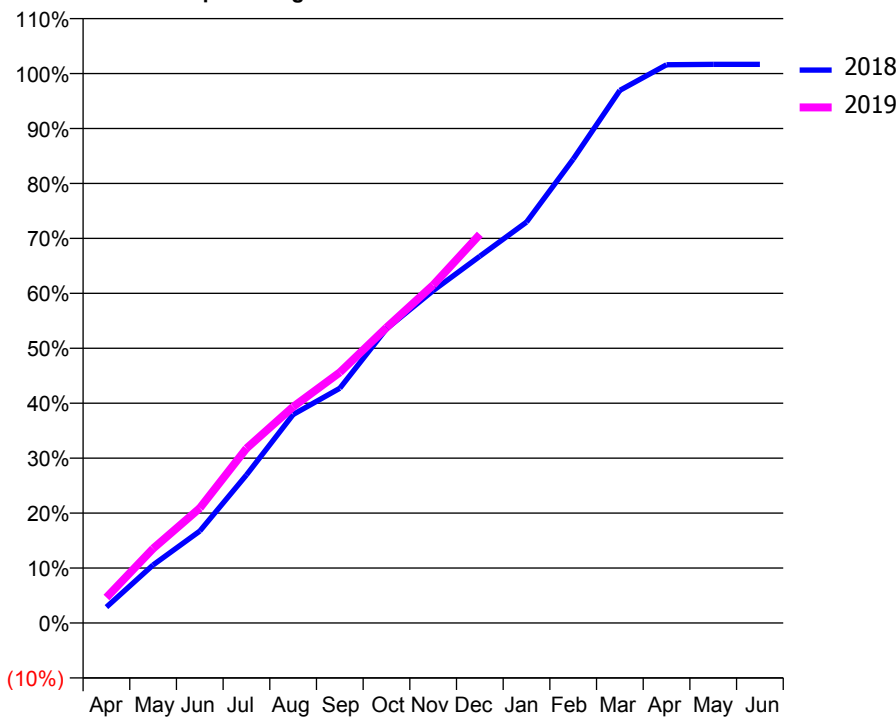
ACCESS*

Patients seen in 24 months	Total	Change since previous quarter
Quarter ending December 2017	2,729	
Quarter ending March 2018	2,820	↑
Quarter ending June 2018	2,838	→
Quarter ending September 2018	2,866	→
Quarter ending December 2018	2,901	→
Variance since December 2017	6.3%	↑



ACTIVITY

Cumulative percentage of contracted UDA delivered 2018 & 2019



Month	Adjusted Scheduled Activity (UDA)	
	2018	2019
April	157	253
May	576	737
June	911	1,138
July	1,467	1,729
August	2,065	2,140
September	2,324	2,481
October	2,914	2,925
November	3,291	3,346
December	3,632	3,848
January	3,970	
February	4,593	
March	5,274	
April	5,527	
May	5,531	
June	5,532	

QUALITY

	Quantity	Base Number	Contract	AT	Region	England
% of FP17s for the same patient ID Re-attending within 3 months - Children	2	164	1.2%	10.7%	11.8%	11.8%
% of FP17s for the same patient ID Re-attending within 3 months - Adults	116	1,791	6.5%	15.9%	16.7%	15.6%
% of FP17s for the same patient ID Re-attending between 3 & 9 months - Children	42	164	25.6%	44.8%	48.6%	58.8%
% of FP17s for the same patient ID Re-attending between 3 & 9 months - Adults	381	1,791	21.3%	37.0%	39.1%	51.0%
% of FP17s for Band 1 Urgent Courses	283	1,839	15.4%	10.9%	10.6%	9.0%
% of FP17s Relating to Free Repair or Replacements	5	1,839	0.3%	0.5%	0.5%	0.8%
% of FP17s Relating to Continuations	3	1,839	0.2%	0.7%	0.7%	0.9%
% of Patients satisfied with the dentistry they have received	2	2	N/A	90.9%	90.2%	93.2%
% of Patients satisfied with the time they had to wait for an appointment	1	2	N/A	82.1%	85.0%	88.3%

* This is based on patients treated on this contract for their most recent course of treatment. Figures in italics indicate the base number of FP17s or Patient Questionnaire responses are less than 100. N/A is shown where the base number of responses is less than 10 during the period. % is calculated as Quantity/Base number*100

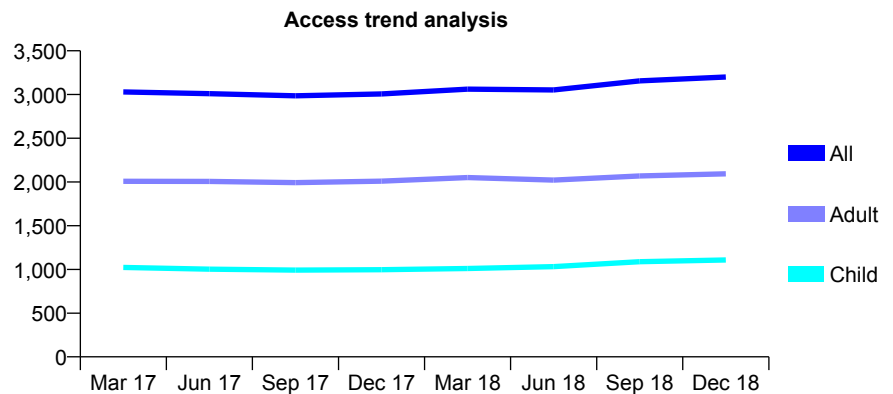
Q61 - Vital Signs At a Glance Contract Report for 177660/0001 - December 2018

Name or company name	Fladbury Dental Surgery
Contract type name	GDS Contract
Purpose of contract	General
Contract start date	01/03/2012
Contract end date	

18/19 Contracted general activity (UDA)	9,916
Carry forward general activity (UDA)	-198
18/19 Contracted orthodontic activity (UOA)	0
Carry forward orthodontic activity (UOA)	0
Baseline contract value	£266,093.77

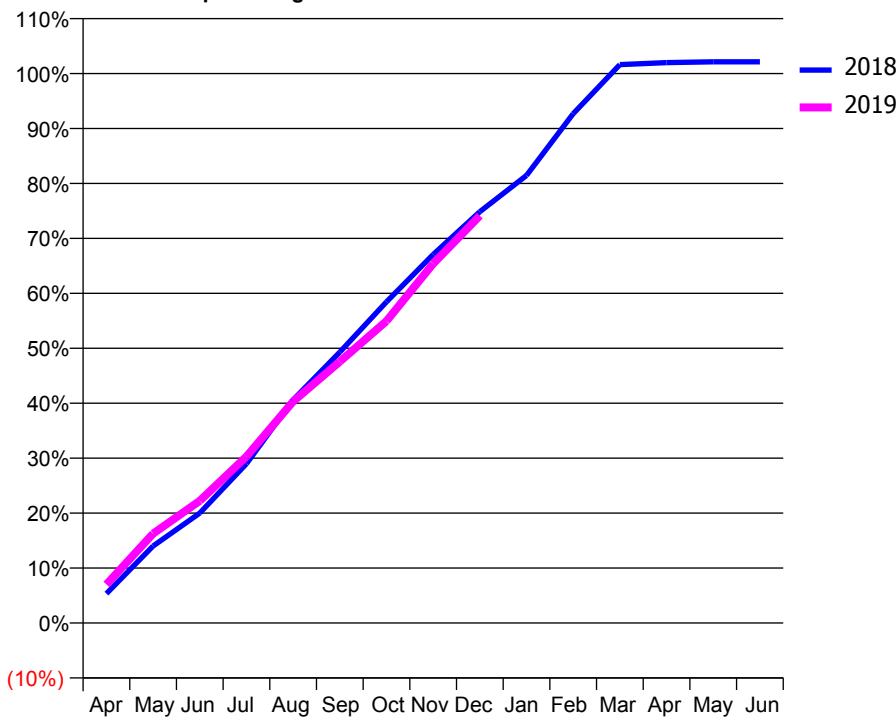
ACCESS*

Patients seen in 24 months	Total	Change since previous quarter
Quarter ending December 2017	3,006	
Quarter ending March 2018	3,062	→
Quarter ending June 2018	3,052	→
Quarter ending September 2018	3,156	↑
Quarter ending December 2018	3,201	→
Variance since December 2017	6.5%	↑



ACTIVITY

Cumulative percentage of contracted UDA delivered 2018 & 2019



Month	Adjusted Scheduled Activity (UDA)	
	2018	2019
April	531	697
May	1,389	1,613
June	1,985	2,205
July	2,875	3,005
August	4,026	3,998
September	4,889	4,717
October	5,796	5,450
November	6,651	6,483
December	7,423	7,351
January	8,077	
February	9,191	
March	10,077	
April	10,113	
May	10,126	
June	10,126	

QUALITY

	Quantity	Base Number	Contract	AT	Region	England
% of FP17s for the same patient ID Re-attending within 3 months - Children	105	1,125	9.3%	10.7%	11.8%	11.8%
% of FP17s for the same patient ID Re-attending within 3 months - Adults	447	2,001	22.3%	15.9%	16.7%	15.6%
% of FP17s for the same patient ID Re-attending between 3 & 9 months - Children	563	1,125	50.0%	44.8%	48.6%	58.8%
% of FP17s for the same patient ID Re-attending between 3 & 9 months - Adults	801	2,001	40.0%	37.0%	39.1%	51.0%
% of FP17s for Band 1 Urgent Courses	546	3,103	17.6%	10.9%	10.6%	9.0%
% of FP17s Relating to Free Repair or Replacements	31	3,103	1.0%	0.5%	0.5%	0.8%
% of FP17s Relating to Continuations	28	3,103	0.9%	0.7%	0.7%	0.9%
% of Patients satisfied with the dentistry they have received	0	0	N/A	90.9%	90.2%	93.2%
% of Patients satisfied with the time they had to wait for an appointment	0	0	N/A	82.1%	85.0%	88.3%

* This is based on patients treated on this contract for their most recent course of treatment. Figures in italics indicate the base number of FP17s or Patient Questionnaire responses are less than 100. N/A is shown where the base number of responses is less than 10 during the period. % is calculated as Quantity/Base number*100

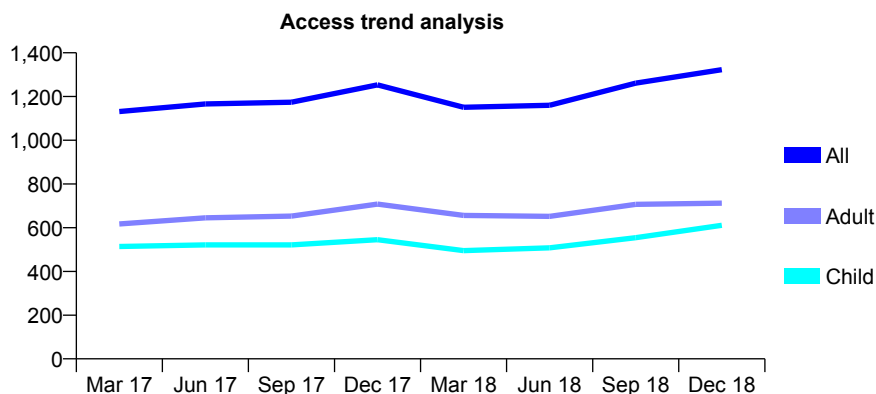
Q61 - Vital Signs At a Glance Contract Report for 177695/0001 - December 2018

Name or company name	Mr Ajay Joshi and Mr Karn Kapil
Contract type name	GDS Contract
Purpose of contract	General
Contract start date	01/04/2015
Contract end date	

18/19 Contracted general activity (UDA)	3,738
Carry forward general activity (UDA)	-73
18/19 Contracted orthodontic activity (UOA)	0
Carry forward orthodontic activity (UOA)	0
Baseline contract value	£121,046.04

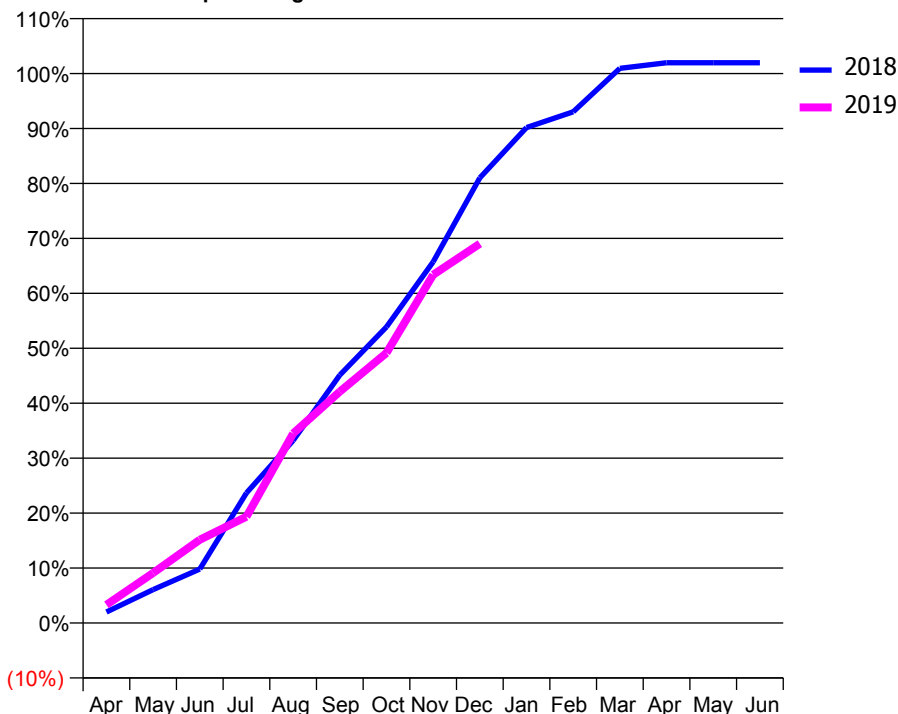
ACCESS*

Patients seen in 24 months	Total	Change since previous quarter
Quarter ending December 2017	1,253	
Quarter ending March 2018	1,151	↓
Quarter ending June 2018	1,160	→
Quarter ending September 2018	1,261	↑
Quarter ending December 2018	1,323	↑
Variance since December 2017	5.6%	↑



ACTIVITY

Cumulative percentage of contracted UDA delivered 2018 & 2019



Month	Adjusted Scheduled Activity (UDA)	
	2018	2019
April	75	124
May	228	340
June	367	566
July	885	724
August	1,242	1,289
September	1,687	1,575
October	2,015	1,837
November	2,457	2,369
December	3,029	2,580
January	3,370	
February	3,477	
March	3,773	
April	3,811	
May	3,811	
June	3,811	

QUALITY

	Quantity	Base Number	Contract	AT	Region	England
% of FP17s for the same patient ID Re-attending within 3 months - Children	15	497	3.0%	10.7%	11.8%	11.8%
% of FP17s for the same patient ID Re-attending within 3 months - Adults	43	495	8.7%	15.9%	16.7%	15.6%
% of FP17s for the same patient ID Re-attending between 3 & 9 months - Children	57	497	11.5%	44.8%	48.6%	58.8%
% of FP17s for the same patient ID Re-attending between 3 & 9 months - Adults	39	495	7.9%	37.0%	39.1%	51.0%
% of FP17s for Band 1 Urgent Courses	165	975	16.9%	10.9%	10.6%	9.0%
% of FP17s Relating to Free Repair or Replacements	0	975	0.0%	0.5%	0.5%	0.8%
% of FP17s Relating to Continuations	2	975	0.2%	0.7%	0.7%	0.9%
% of Patients satisfied with the dentistry they have received	0	0	N/A	90.9%	90.2%	93.2%
% of Patients satisfied with the time they had to wait for an appointment	0	0	N/A	82.1%	85.0%	88.3%

* This is based on patients treated on this contract for their most recent course of treatment. Figures in italics indicate the base number of FP17s or Patient Questionnaire responses are less than 100. N/A is shown where the base number of responses is less than 10 during the period. % is calculated as Quantity/Base number*100

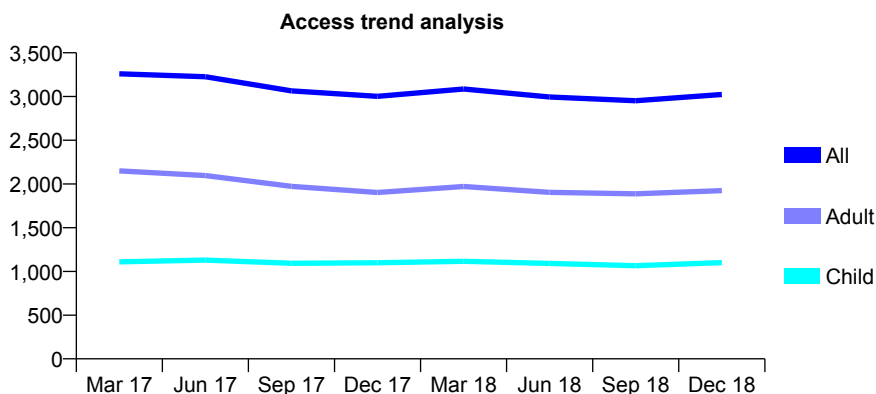
Q61 - Vital Signs At a Glance Contract Report for 178527/0001 - December 2018

Name or company name	Golders Green Dental Care
Contract type name	GDS Contract
Purpose of contract	General
Contract start date	01/04/2015
Contract end date	

18/19 Contracted general activity (UDA)	9,424
Carry forward general activity (UDA)	-104
18/19 Contracted orthodontic activity (UOA)	0
Carry forward orthodontic activity (UOA)	0
Baseline contract value	£285,219.97

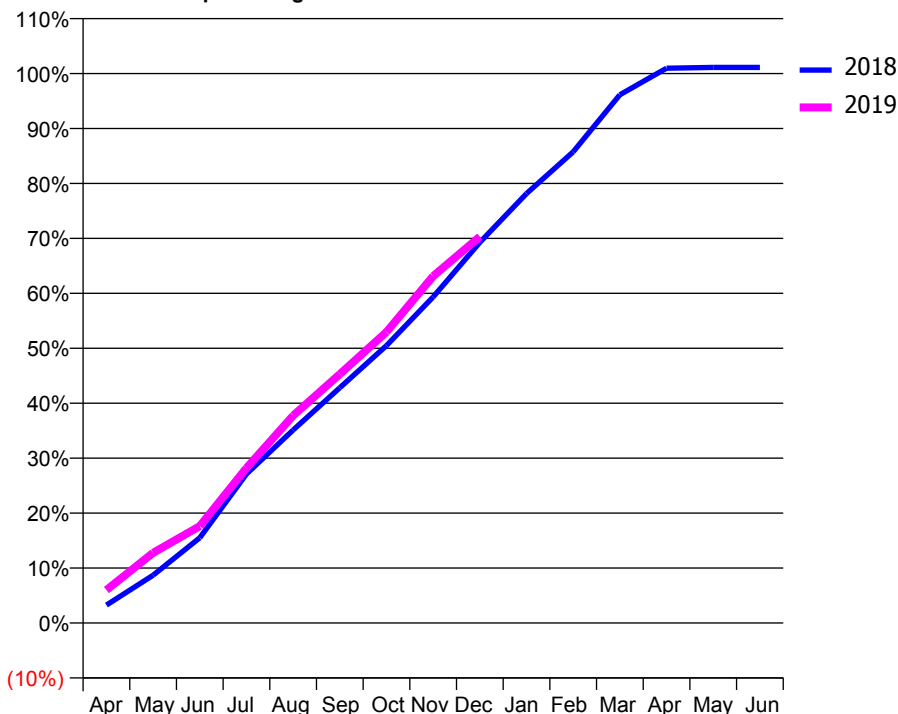
ACCESS*

Patients seen in 24 months	Total	Change since previous quarter
Quarter ending December 2017	3,002	
Quarter ending March 2018	3,086	↑
Quarter ending June 2018	2,995	↓
Quarter ending September 2018	2,952	↓
Quarter ending December 2018	3,024	↑
Variance since December 2017	0.7%	→



ACTIVITY

Cumulative percentage of contracted UDA delivered 2018 & 2019



Month	Adjusted Scheduled Activity (UDA)	
	2018	2019
April	308	565
May	821	1,203
June	1,462	1,662
July	2,555	2,659
August	3,311	3,557
September	4,036	4,268
October	4,758	4,991
November	5,592	5,950
December	6,528	6,627
January	7,365	
February	8,080	
March	9,060	
April	9,515	
May	9,528	
June	9,528	

QUALITY

	Quantity	Base Number	Contract	AT	Region	England
% of FP17s for the same patient ID Re-attending within 3 months - Children	122	1,094	11.2%	10.7%	11.8%	11.8%
% of FP17s for the same patient ID Re-attending within 3 months - Adults	294	1,722	17.1%	15.9%	16.7%	15.6%
% of FP17s for the same patient ID Re-attending between 3 & 9 months - Children	538	1,094	49.2%	44.8%	48.6%	58.8%
% of FP17s for the same patient ID Re-attending between 3 & 9 months - Adults	801	1,722	46.5%	37.0%	39.1%	51.0%
% of FP17s for Band 1 Urgent Courses	214	2,648	8.1%	10.9%	10.6%	9.0%
% of FP17s Relating to Free Repair or Replacements	35	2,648	1.3%	0.5%	0.5%	0.8%
% of FP17s Relating to Continuations	10	2,648	0.4%	0.7%	0.7%	0.9%
% of Patients satisfied with the dentistry they have received	3	3	N/A	90.9%	90.2%	93.2%
% of Patients satisfied with the time they had to wait for an appointment	3	3	N/A	82.1%	85.0%	88.3%

* This is based on patients treated on this contract for their most recent course of treatment. Figures in italics indicate the base number of FP17s or Patient Questionnaire responses are less than 100. N/A is shown where the base number of responses is less than 10 during the period. % is calculated as Quantity/Base number*100

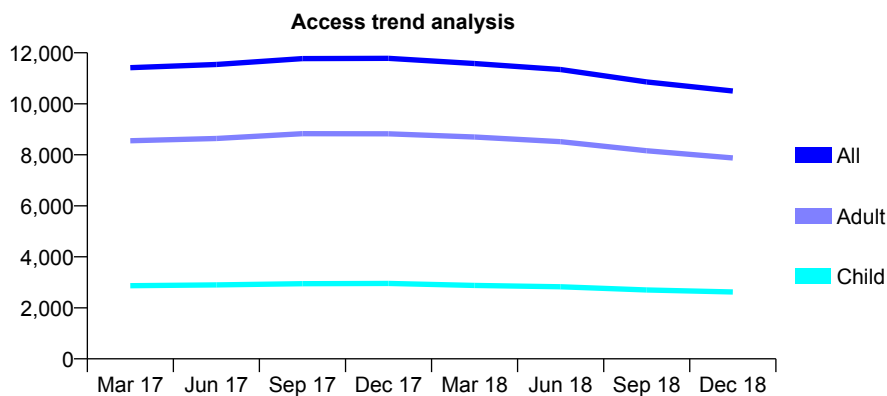
Q61 - Vital Signs At a Glance Contract Report for 178950/0001 - December 2018

Name or company name	MC Dentistry Ltd
Contract type name	GDS Contract
Purpose of contract	General
Contract start date	01/04/2012
Contract end date	

18/19 Contracted general activity (UDA)	36,284
Carry forward general activity (UDA)	0
18/19 Contracted orthodontic activity (UOA)	0
Carry forward orthodontic activity (UOA)	0
Baseline contract value	£1,005,795.92

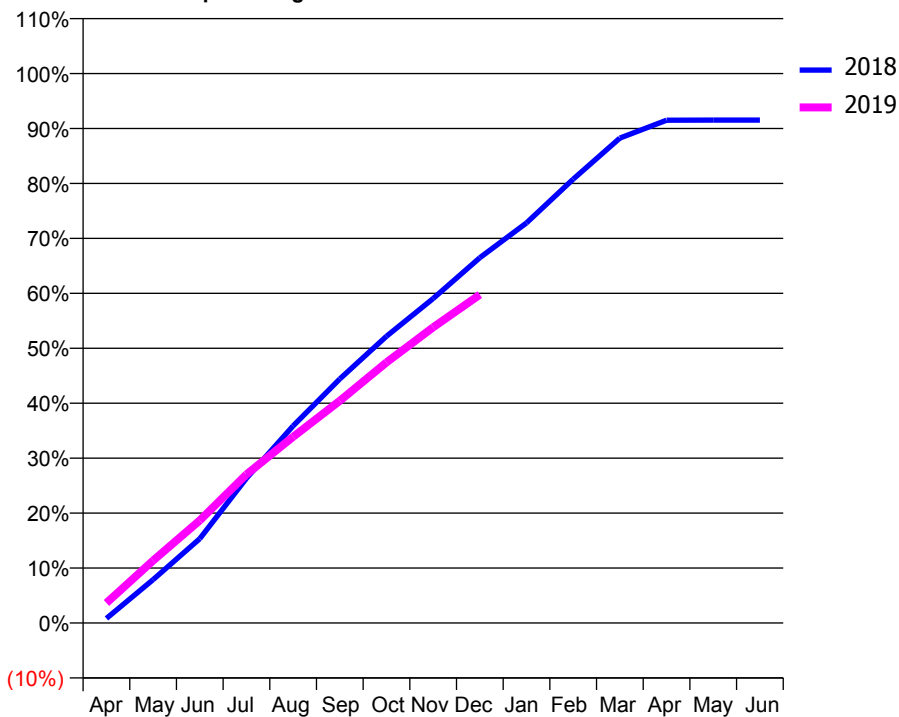
ACCESS*

Patients seen in 24 months	Total	Change since previous quarter
Quarter ending December 2017	11,781	
Quarter ending March 2018	11,578	↓
Quarter ending June 2018	11,344	↓
Quarter ending September 2018	10,856	↓
Quarter ending December 2018	10,501	↓
Variance since December 2017	(10.9%)	↓



ACTIVITY

Cumulative percentage of contracted UDA delivered 2018 & 2019



Month	Adjusted Scheduled Activity (UDA)	
	2018	2019
April	305	1,321
May	2,866	4,124
June	5,567	6,780
July	9,554	9,816
August	13,018	12,298
September	16,114	14,671
October	18,935	17,209
November	21,423	19,527
December	24,121	21,682
January	26,419	
February	29,306	
March	32,017	
April	33,201	
May	33,211	
June	33,208	

QUALITY

	Quantity	Base Number	Contract	AT	Region	England
% of FP17s for the same patient ID Re-attending within 3 months - Children	105	1,930	5.4%	10.7%	11.8%	11.8%
% of FP17s for the same patient ID Re-attending within 3 months - Adults	517	5,229	9.9%	15.9%	16.7%	15.6%
% of FP17s for the same patient ID Re-attending between 3 & 9 months - Children	517	1,930	26.8%	44.8%	48.6%	58.8%
% of FP17s for the same patient ID Re-attending between 3 & 9 months - Adults	1,718	5,229	32.9%	37.0%	39.1%	51.0%
% of FP17s for Band 1 Urgent Courses	501	6,810	7.4%	10.9%	10.6%	9.0%
% of FP17s Relating to Free Repair or Replacements	5	6,810	0.1%	0.5%	0.5%	0.8%
% of FP17s Relating to Continuations	46	6,810	0.7%	0.7%	0.7%	0.9%
% of Patients satisfied with the dentistry they have received	0	0	N/A	90.9%	90.2%	93.2%
% of Patients satisfied with the time they had to wait for an appointment	0	0	N/A	82.1%	85.0%	88.3%

* This is based on patients treated on this contract for their most recent course of treatment. Figures in italics indicate the base number of FP17s or Patient Questionnaire responses are less than 100. N/A is shown where the base number of responses is less than 10 during the period. % is calculated as Quantity/Base number*100

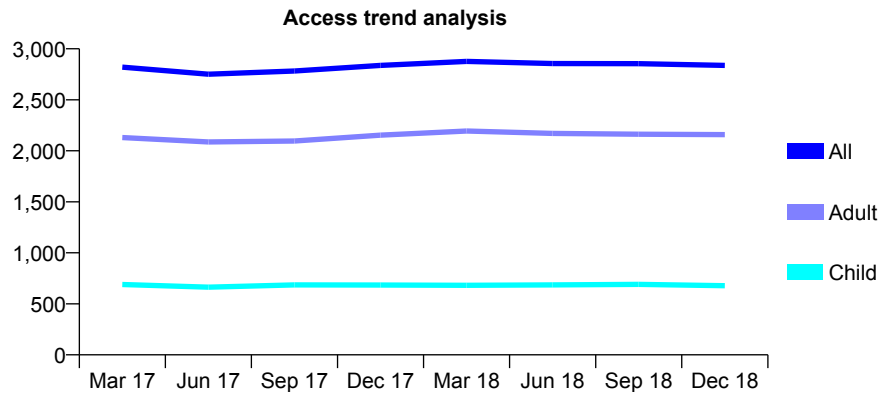
Q61 - Vital Signs At a Glance Contract Report for 178969/0001 - December 2018

Name or company name	Edmonton Village Dental Practice
Contract type name	GDS Contract
Purpose of contract	General
Contract start date	05/09/2013
Contract end date	

18/19 Contracted general activity (UDA)	10,107
Carry forward general activity (UDA)	-202
18/19 Contracted orthodontic activity (UOA)	0
Carry forward orthodontic activity (UOA)	0
Baseline contract value	£377,270.46

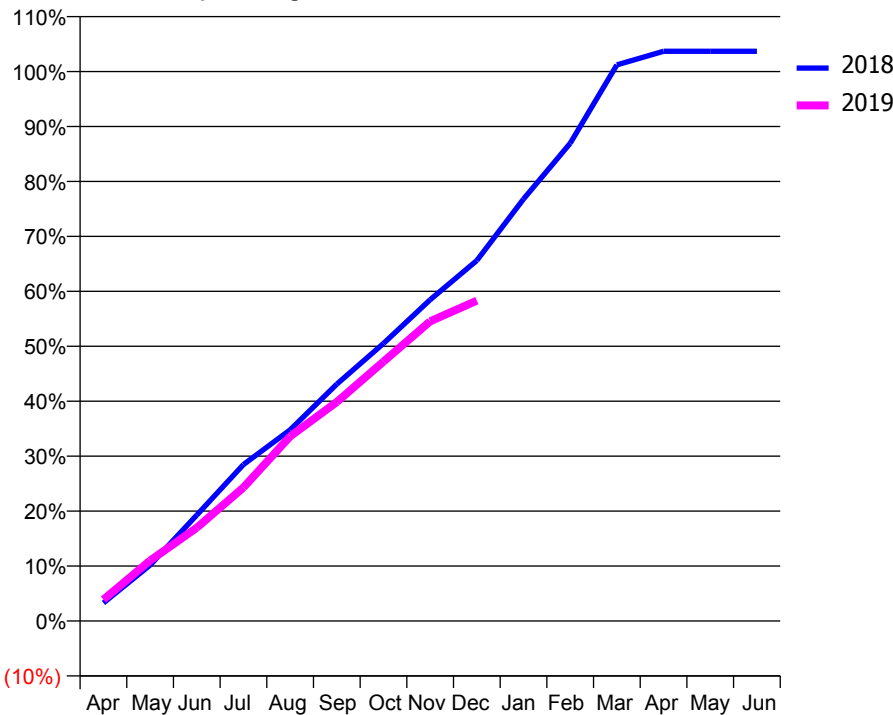
ACCESS*

Patients seen in 24 months	Total	Change since previous quarter
Quarter ending December 2017	2,837	
Quarter ending March 2018	2,876	→
Quarter ending June 2018	2,855	→
Quarter ending September 2018	2,854	→
Quarter ending December 2018	2,837	→
Variance since December 2017	0.0%	→



ACTIVITY

Cumulative percentage of contracted UDA delivered 2018 & 2019



Month	Adjusted Scheduled Activity (UDA)	
	2018	2019
April	333	393
May	1,029	1,112
June	1,949	1,716
July	2,878	2,456
August	3,517	3,395
September	4,358	4,029
October	5,106	4,772
November	5,909	5,511
December	6,630	5,893
January	7,761	
February	8,787	
March	10,229	
April	10,479	
May	10,479	
June	10,479	

QUALITY

	Quantity	Base Number	Contract	AT	Region	England
% of FP17s for the same patient ID Re-attending within 3 months - Children	47	495	9.5%	10.7%	11.8%	11.8%
% of FP17s for the same patient ID Re-attending within 3 months - Adults	264	1,439	18.3%	15.9%	16.7%	15.6%
% of FP17s for the same patient ID Re-attending between 3 & 9 months - Children	105	495	21.2%	44.8%	48.6%	58.8%
% of FP17s for the same patient ID Re-attending between 3 & 9 months - Adults	299	1,439	20.8%	37.0%	39.1%	51.0%
% of FP17s for Band 1 Urgent Courses	223	1,905	11.7%	10.9%	10.6%	9.0%
% of FP17s Relating to Free Repair or Replacements	8	1,905	0.4%	0.5%	0.5%	0.8%
% of FP17s Relating to Continuations	9	1,905	0.5%	0.7%	0.7%	0.9%
% of Patients satisfied with the dentistry they have received	1	1	N/A	90.9%	90.2%	93.2%
% of Patients satisfied with the time they had to wait for an appointment	1	1	N/A	82.1%	85.0%	88.3%

* This is based on patients treated on this contract for their most recent course of treatment. Figures in italics indicate the base number of FP17s or Patient Questionnaire responses are less than 100. N/A is shown where the base number of responses is less than 10 during the period. % is calculated as Quantity/Base number*100

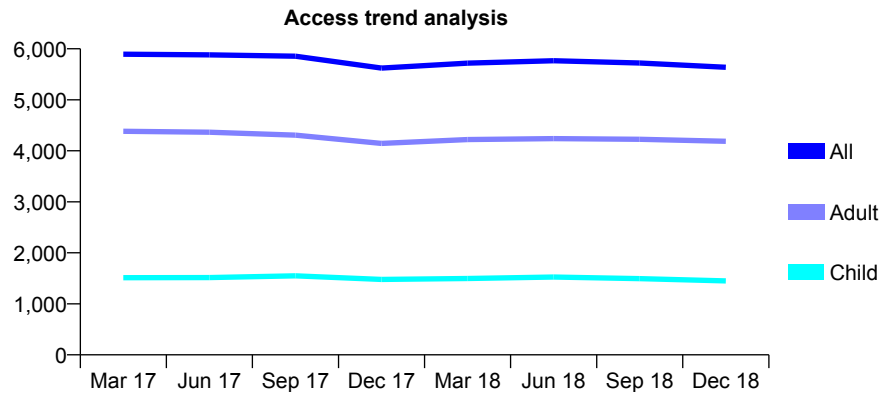
Q61 - Vital Signs At a Glance Contract Report for 179450/0001 - December 2018

Name or company name	Inglehurst Dental Practice Ltd
Contract type name	GDS Contract
Purpose of contract	General
Contract start date	01/06/2011
Contract end date	

18/19 Contracted general activity (UDA)	16,064
Carry forward general activity (UDA)	-149
18/19 Contracted orthodontic activity (UOA)	0
Carry forward orthodontic activity (UOA)	0
Baseline contract value	£424,490.17

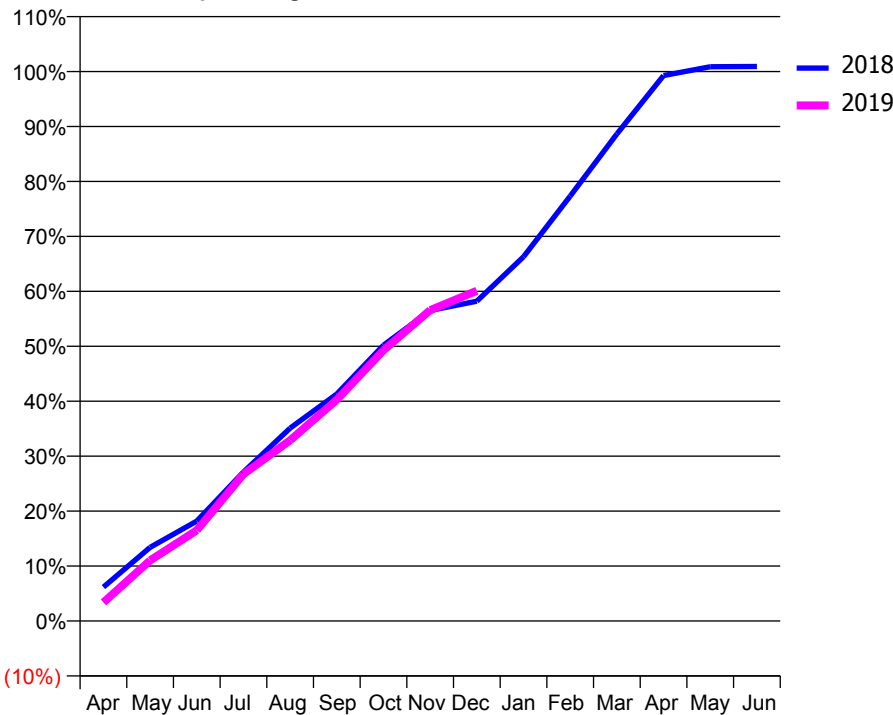
ACCESS*

Patients seen in 24 months	Total	Change since previous quarter
Quarter ending December 2017	5,622	
Quarter ending March 2018	5,719	→
Quarter ending June 2018	5,765	→
Quarter ending September 2018	5,722	→
Quarter ending December 2018	5,638	↓
Variance since December 2017	0.3%	→



ACTIVITY

Cumulative percentage of contracted UDA delivered 2018 & 2019



Month	Adjusted Scheduled Activity (UDA)	
	2018	2019
April	991	545
May	2,153	1,770
June	2,921	2,653
July	4,358	4,293
August	5,639	5,285
September	6,636	6,469
October	8,065	7,917
November	9,075	9,088
December	9,348	9,655
January	10,648	
February	12,421	
March	14,239	
April	15,946	
May	16,205	
June	16,213	

QUALITY

	Quantity	Base Number	Contract	AT	Region	England
% of FP17s for the same patient ID Re-attending within 3 months - Children	82	1,196	6.9%	10.7%	11.8%	11.8%
% of FP17s for the same patient ID Re-attending within 3 months - Adults	400	3,080	13.0%	15.9%	16.7%	15.6%
% of FP17s for the same patient ID Re-attending between 3 & 9 months - Children	437	1,196	36.5%	44.8%	48.6%	58.8%
% of FP17s for the same patient ID Re-attending between 3 & 9 months - Adults	978	3,080	31.8%	37.0%	39.1%	51.0%
% of FP17s for Band 1 Urgent Courses	237	3,332	7.1%	10.9%	10.6%	9.0%
% of FP17s Relating to Free Repair or Replacements	6	3,332	0.2%	0.5%	0.5%	0.8%
% of FP17s Relating to Continuations	45	3,332	1.4%	0.7%	0.7%	0.9%
% of Patients satisfied with the dentistry they have received	1	1	N/A	90.9%	90.2%	93.2%
% of Patients satisfied with the time they had to wait for an appointment	1	1	N/A	82.1%	85.0%	88.3%

* This is based on patients treated on this contract for their most recent course of treatment. Figures in italics indicate the base number of FP17s or Patient Questionnaire responses are less than 100. N/A is shown where the base number of responses is less than 10 during the period. % is calculated as Quantity/Base number*100

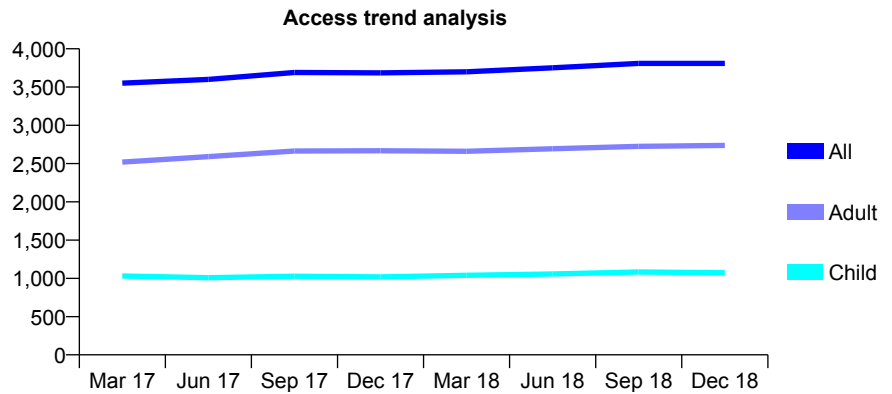
Q61 - Vital Signs At a Glance Contract Report for 179574/0001 - December 2018

Name or company name	Eli Shalom Joffe
Contract type name	GDS Contract
Purpose of contract	General
Contract start date	01/04/2015
Contract end date	

18/19 Contracted general activity (UDA)	9,314
Carry forward general activity (UDA)	-139
18/19 Contracted orthodontic activity (UOA)	0
Carry forward orthodontic activity (UOA)	0
Baseline contract value	£337,418.02

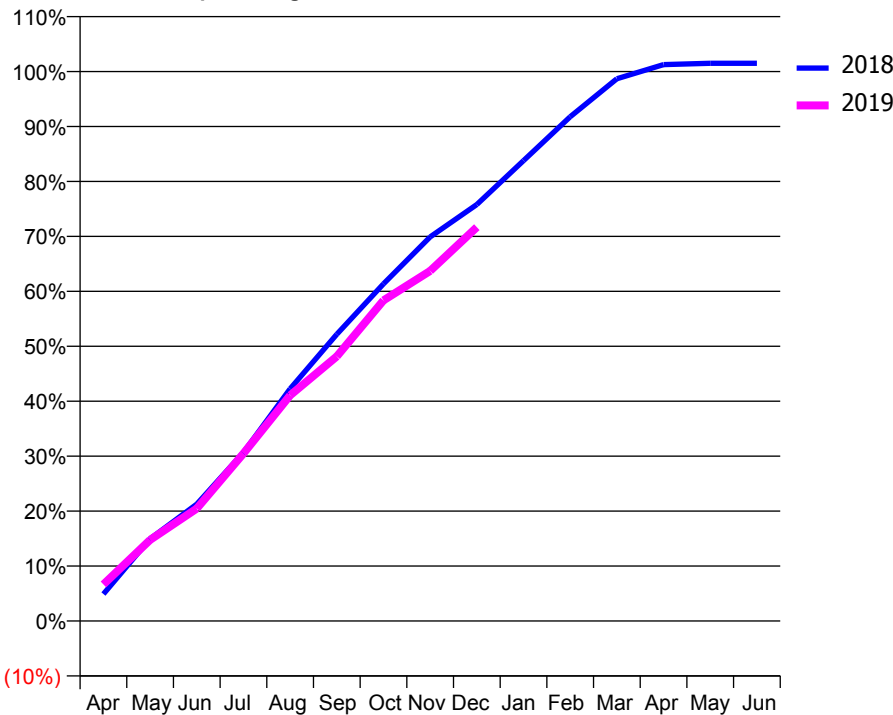
ACCESS*

Patients seen in 24 months	Total	Change since previous quarter
Quarter ending December 2017	3,686	
Quarter ending March 2018	3,700	→
Quarter ending June 2018	3,751	→
Quarter ending September 2018	3,809	→
Quarter ending December 2018	3,810	→
Variance since December 2017	3.4%	↑



ACTIVITY

Cumulative percentage of contracted UDA delivered 2018 & 2019



Month	Adjusted Scheduled Activity (UDA)	
	2018	2019
April	458	621
May	1,394	1,375
June	1,981	1,907
July	2,859	2,840
August	3,937	3,826
September	4,861	4,485
October	5,714	5,435
November	6,511	5,934
December	7,060	6,676
January	7,803	
February	8,548	
March	9,191	
April	9,431	
May	9,453	
June	9,453	

QUALITY

	Quantity	Base Number	Contract	AT	Region	England
% of FP17s for the same patient ID Re-attending within 3 months - Children	61	1,020	6.0%	10.7%	11.8%	11.8%
% of FP17s for the same patient ID Re-attending within 3 months - Adults	270	2,274	11.9%	15.9%	16.7%	15.6%
% of FP17s for the same patient ID Re-attending between 3 & 9 months - Children	525	1,020	51.5%	44.8%	48.6%	58.8%
% of FP17s for the same patient ID Re-attending between 3 & 9 months - Adults	973	2,274	42.8%	37.0%	39.1%	51.0%
% of FP17s for Band 1 Urgent Courses	292	3,138	9.3%	10.9%	10.6%	9.0%
% of FP17s Relating to Free Repair or Replacements	4	3,138	0.1%	0.5%	0.5%	0.8%
% of FP17s Relating to Continuations	43	3,138	1.4%	0.7%	0.7%	0.9%
% of Patients satisfied with the dentistry they have received	1	1	N/A	90.9%	90.2%	93.2%
% of Patients satisfied with the time they had to wait for an appointment	1	1	N/A	82.1%	85.0%	88.3%

* This is based on patients treated on this contract for their most recent course of treatment. Figures in italics indicate the base number of FP17s or Patient Questionnaire responses are less than 100. N/A is shown where the base number of responses is less than 10 during the period. % is calculated as Quantity/Base number*100

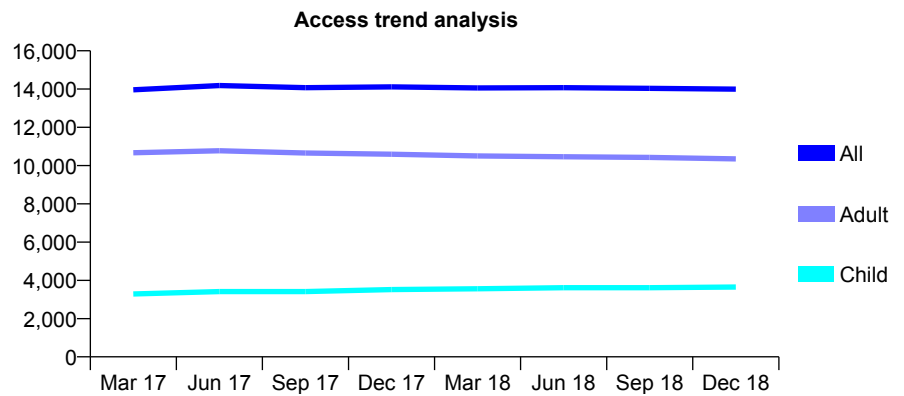
Q61 - Vital Signs At a Glance Contract Report for 181978/0001 - December 2018

Name or company name	M C DENTISTRY LTD
Contract type name	GDS Contract
Purpose of contract	General
Contract start date	01/04/2006
Contract end date	

18/19 Contracted general activity (UDA)	57,747
Carry forward general activity (UDA)	0
18/19 Contracted orthodontic activity (UOA)	0
Carry forward orthodontic activity (UOA)	0
Baseline contract value	£1,701,549.93

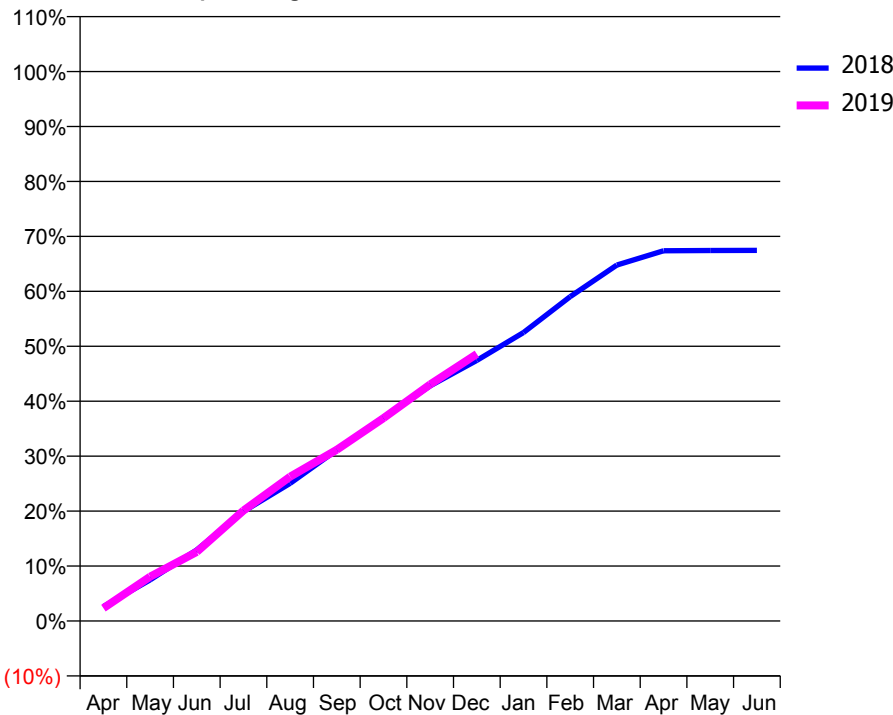
ACCESS*

Patients seen in 24 months	Total	Change since previous quarter
Quarter ending December 2017	14,112	
Quarter ending March 2018	14,061	→
Quarter ending June 2018	14,072	→
Quarter ending September 2018	14,038	→
Quarter ending December 2018	13,998	→
Variance since December 2017	(0.8%)	→



ACTIVITY

Cumulative percentage of contracted UDA delivered 2018 & 2019



Month	Adjusted Scheduled Activity (UDA)	
	2018	2019
April	1,526	1,350
May	4,325	4,660
June	7,476	7,261
July	11,508	11,615
August	14,469	15,169
September	17,977	18,004
October	21,403	21,326
November	24,716	24,863
December	27,385	28,065
January	30,313	
February	34,091	
March	37,403	
April	38,913	
May	38,940	
June	38,956	

QUALITY

	Quantity	Base Number	Contract	AT	Region	England
% of FP17s for the same patient ID Re-attending within 3 months - Children	191	3,207	6.0%	10.7%	11.8%	11.8%
% of FP17s for the same patient ID Re-attending within 3 months - Adults	803	8,149	9.9%	15.9%	16.7%	15.6%
% of FP17s for the same patient ID Re-attending between 3 & 9 months - Children	1,264	3,207	39.4%	44.8%	48.6%	58.8%
% of FP17s for the same patient ID Re-attending between 3 & 9 months - Adults	3,196	8,149	39.2%	37.0%	39.1%	51.0%
% of FP17s for Band 1 Urgent Courses	654	10,819	6.0%	10.9%	10.6%	9.0%
% of FP17s Relating to Free Repair or Replacements	70	10,819	0.6%	0.5%	0.5%	0.8%
% of FP17s Relating to Continuations	141	10,819	1.3%	0.7%	0.7%	0.9%
% of Patients satisfied with the dentistry they have received	3	4	N/A	90.9%	90.2%	93.2%
% of Patients satisfied with the time they had to wait for an appointment	4	4	N/A	82.1%	85.0%	88.3%

* This is based on patients treated on this contract for their most recent course of treatment. Figures in italics indicate the base number of FP17s or Patient Questionnaire responses are less than 100. N/A is shown where the base number of responses is less than 10 during the period. % is calculated as Quantity/Base number*100

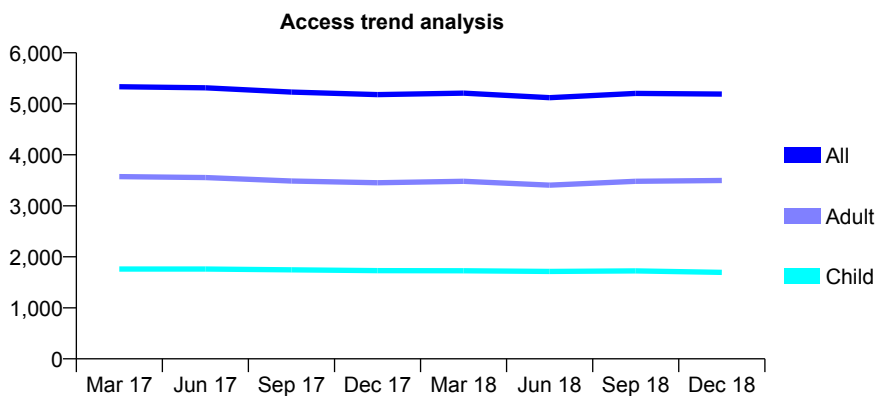
Q61 - Vital Signs At a Glance Contract Report for 182095/0001 - December 2018

Name or company name	WGDC LTD
Contract type name	GDS Contract
Purpose of contract	General
Contract start date	01/07/2011
Contract end date	

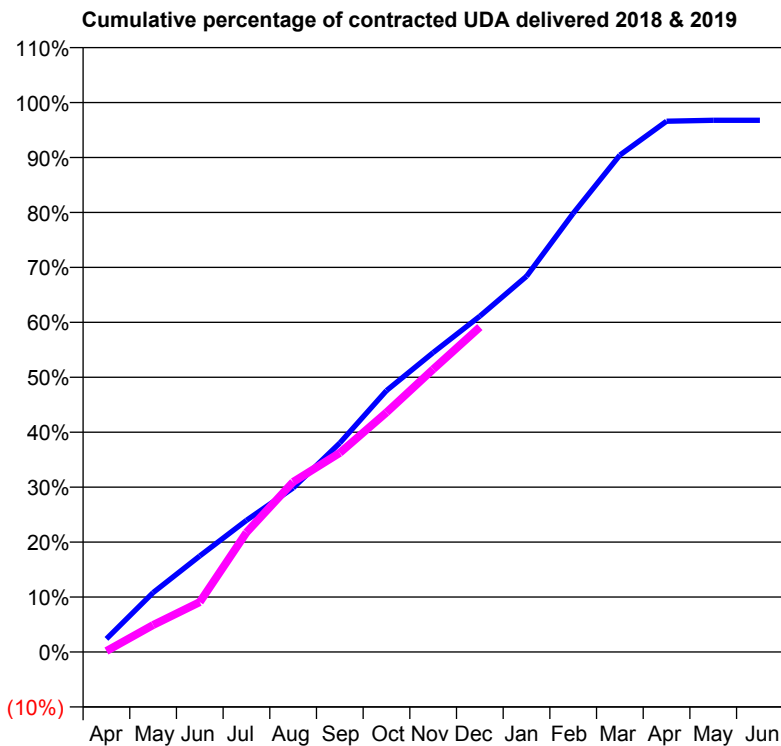
18/19 Contracted general activity (UDA)	12,739
Carry forward general activity (UDA)	412
18/19 Contracted orthodontic activity (UOA)	0
Carry forward orthodontic activity (UOA)	0
Baseline contract value	£360,226.64

ACCESS*

Patients seen in 24 months	Total	Change since previous quarter
Quarter ending December 2017	5,181	
Quarter ending March 2018	5,209	→
Quarter ending June 2018	5,121	↓
Quarter ending September 2018	5,204	→
Quarter ending December 2018	5,192	→
Variance since December 2017	0.2%	→



ACTIVITY



Month	Adjusted Scheduled Activity (UDA)	
	2018	2019
April	303	23
May	1,376	626
June	2,228	1,156
July	3,052	2,772
August	3,805	3,944
September	4,845	4,616
October	6,061	5,552
November	6,943	6,555
December	7,787	7,532
January	8,709	
February	10,170	
March	11,520	
April	12,306	
May	12,326	
June	12,327	

QUALITY

	Quantity	Base Number	Contract	AT	Region	England
% of FP17s for the same patient ID Re-attending within 3 months - Children	120	1,249	9.6%	10.7%	11.8%	11.8%
% of FP17s for the same patient ID Re-attending within 3 months - Adults	413	2,421	17.1%	15.9%	16.7%	15.6%
% of FP17s for the same patient ID Re-attending between 3 & 9 months - Children	375	1,249	30.0%	44.8%	48.6%	58.8%
% of FP17s for the same patient ID Re-attending between 3 & 9 months - Adults	682	2,421	28.2%	37.0%	39.1%	51.0%
% of FP17s for Band 1 Urgent Courses	400	3,394	11.8%	10.9%	10.6%	9.0%
% of FP17s Relating to Free Repair or Replacements	44	3,394	1.3%	0.5%	0.5%	0.8%
% of FP17s Relating to Continuations	30	3,394	0.9%	0.7%	0.7%	0.9%
% of Patients satisfied with the dentistry they have received	1	1	N/A	90.9%	90.2%	93.2%
% of Patients satisfied with the time they had to wait for an appointment	1	1	N/A	82.1%	85.0%	88.3%

* This is based on patients treated on this contract for their most recent course of treatment. Figures in italics indicate the base number of FP17s or Patient Questionnaire responses are less than 100. N/A is shown where the base number of responses is less than 10 during the period. % is calculated as Quantity/Base number*100

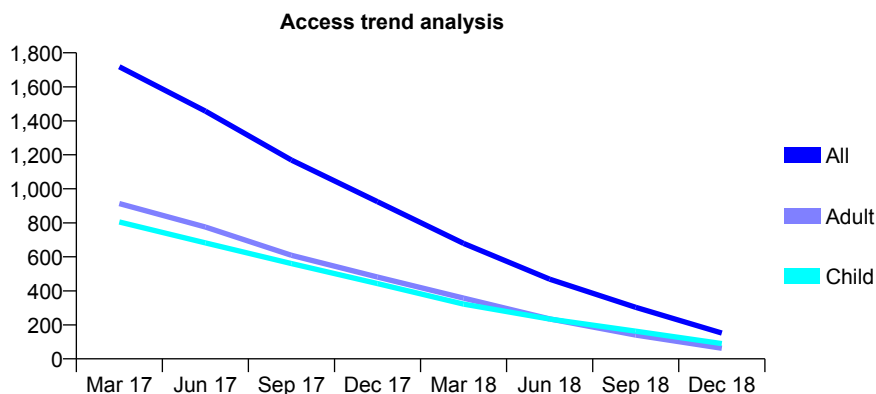
Q61 - Vital Signs At a Glance Contract Report for 182303/0001 - December 2018

Name or company name	NHS Waltham Forest
Contract type name	PDS Contract
Purpose of contract	General
Contract start date	01/07/2012
Contract end date	30/06/2022

18/19 Contracted general activity (UDA)	4,000
Carry forward general activity (UDA)	0
18/19 Contracted orthodontic activity (UOA)	0
Carry forward orthodontic activity (UOA)	0
Baseline contract value	£0.00

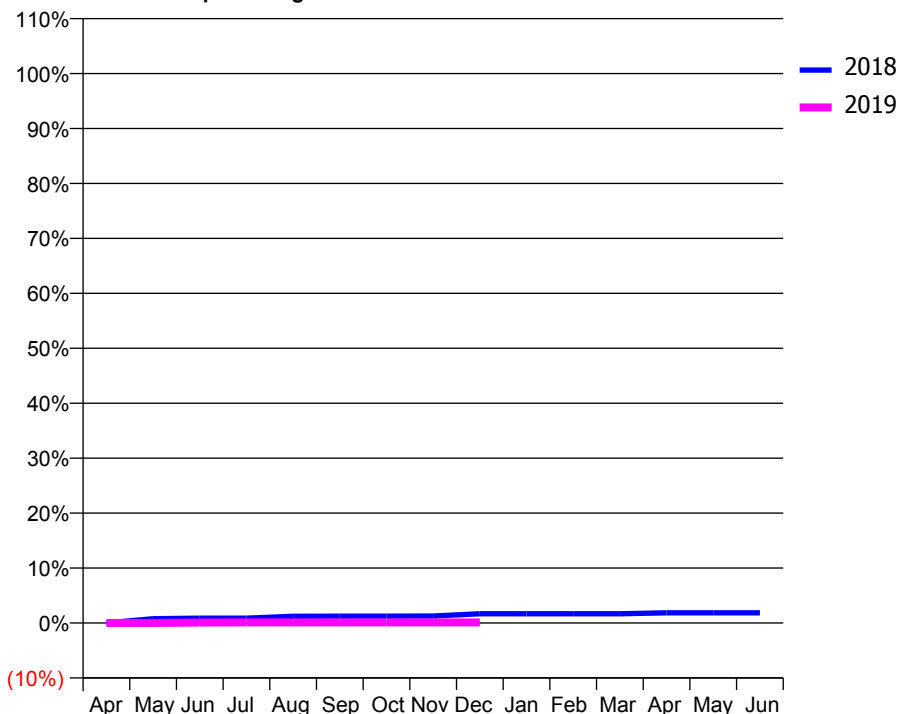
ACCESS*

Patients seen in 24 months	Total	Change since previous quarter
Quarter ending December 2017	924	
Quarter ending March 2018	679	↓
Quarter ending June 2018	469	↓
Quarter ending September 2018	303	↓
Quarter ending December 2018	152	↓
Variance since December 2017	(83.5%)	↓



ACTIVITY

Cumulative percentage of contracted UDA delivered 2018 & 2019



Month	Adjusted Scheduled Activity (UDA)	
	2018	2019
April	0	0
May	32	0
June	35	3
July	35	4
August	49	4
September	50	4
October	50	4
November	51	4
December	67	4
January	67	
February	67	
March	67	
April	74	
May	74	
June	74	

QUALITY

	Quantity	Base Number	Contract	AT	Region	England
% of FP17s for the same patient ID Re-attending within 3 months - Children	0	2	0.0%	10.7%	11.8%	11.8%
% of FP17s for the same patient ID Re-attending within 3 months - Adults	0	5	0.0%	15.9%	16.7%	15.6%
% of FP17s for the same patient ID Re-attending between 3 & 9 months - Children	2	2	100.0%	44.8%	48.6%	58.8%
% of FP17s for the same patient ID Re-attending between 3 & 9 months - Adults	1	5	20.0%	37.0%	39.1%	51.0%
% of FP17s for Band 1 Urgent Courses	0	2	0.0%	10.9%	10.6%	9.0%
% of FP17s Relating to Free Repair or Replacements	0	2	0.0%	0.5%	0.5%	0.8%
% of FP17s Relating to Continuations	0	2	0.0%	0.7%	0.7%	0.9%
% of Patients satisfied with the dentistry they have received	0	0	N/A	90.9%	90.2%	93.2%
% of Patients satisfied with the time they had to wait for an appointment	0	0	N/A	82.1%	85.0%	88.3%

* This is based on patients treated on this contract for their most recent course of treatment. Figures in italics indicate the base number of FP17s or Patient Questionnaire responses are less than 100. N/A is shown where the base number of responses is less than 10 during the period. % is calculated as Quantity/Base number*100

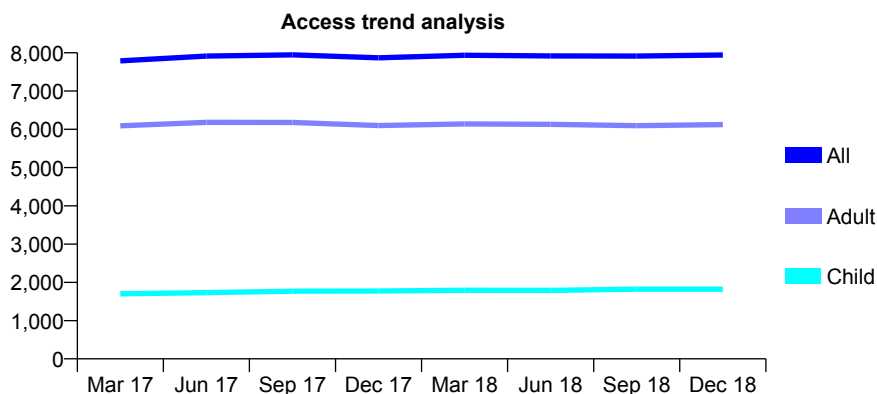
Q61 - Vital Signs At a Glance Contract Report for 182346/0001 - December 2018

Name or company name	Trinity Dental Surgery Ltd
Contract type name	GDS Contract
Purpose of contract	General
Contract start date	01/04/2015
Contract end date	

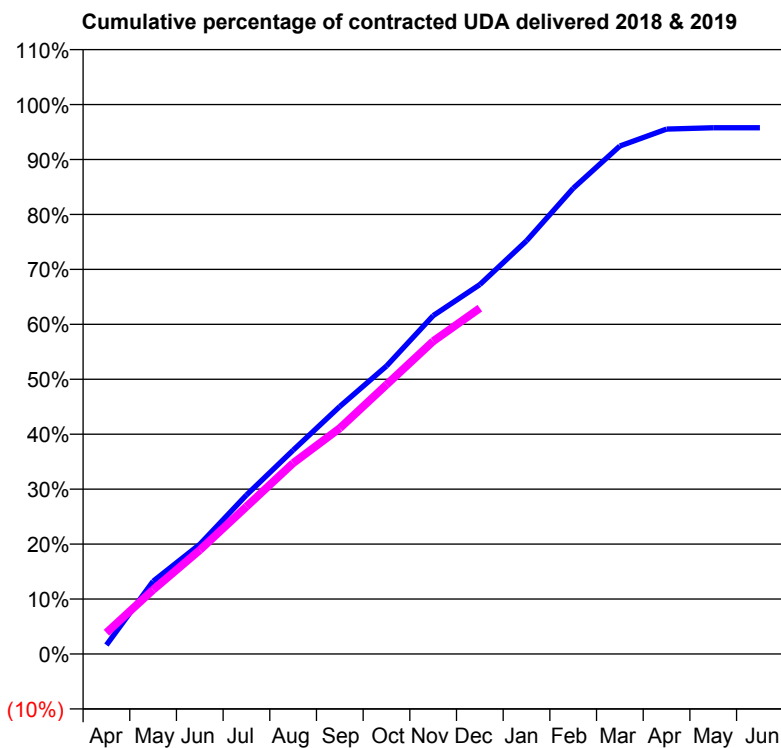
18/19 Contracted general activity (UDA)	19,476
Carry forward general activity (UDA)	0
18/19 Contracted orthodontic activity (UOA)	0
Carry forward orthodontic activity (UOA)	0
Baseline contract value	£536,806.70

ACCESS*

Patients seen in 24 months	Total	Change since previous quarter
Quarter ending December 2017	7,871	
Quarter ending March 2018	7,937	→
Quarter ending June 2018	7,919	→
Quarter ending September 2018	7,916	→
Quarter ending December 2018	7,943	→
Variance since December 2017	0.9%	→



ACTIVITY



Month	Adjusted Scheduled Activity (UDA)	
	2018	2019
April	320	754
May	2,577	2,277
June	3,890	3,684
July	5,634	5,224
August	7,226	6,764
September	8,776	8,005
October	10,208	9,546
November	11,995	11,084
December	13,092	12,257
January	14,644	
February	16,505	
March	18,004	
April	18,604	
May	18,654	
June	18,654	

QUALITY

	Quantity	Base Number	Contract	AT	Region	England
% of FP17s for the same patient ID Re-attending within 3 months - Children	85	1,692	5.0%	10.7%	11.8%	11.8%
% of FP17s for the same patient ID Re-attending within 3 months - Adults	713	5,302	13.4%	15.9%	16.7%	15.6%
% of FP17s for the same patient ID Re-attending between 3 & 9 months - Children	815	1,692	48.2%	44.8%	48.6%	58.8%
% of FP17s for the same patient ID Re-attending between 3 & 9 months - Adults	2,082	5,302	39.3%	37.0%	39.1%	51.0%
% of FP17s for Band 1 Urgent Courses	612	6,652	9.2%	10.9%	10.6%	9.0%
% of FP17s Relating to Free Repair or Replacements	48	6,652	0.7%	0.5%	0.5%	0.8%
% of FP17s Relating to Continuations	109	6,652	1.6%	0.7%	0.7%	0.9%
% of Patients satisfied with the dentistry they have received	3	3	N/A	90.9%	90.2%	93.2%
% of Patients satisfied with the time they had to wait for an appointment	2	3	N/A	82.1%	85.0%	88.3%

* This is based on patients treated on this contract for their most recent course of treatment. Figures in italics indicate the base number of FP17s or Patient Questionnaire responses are less than 100. N/A is shown where the base number of responses is less than 10 during the period. % is calculated as Quantity/Base number*100

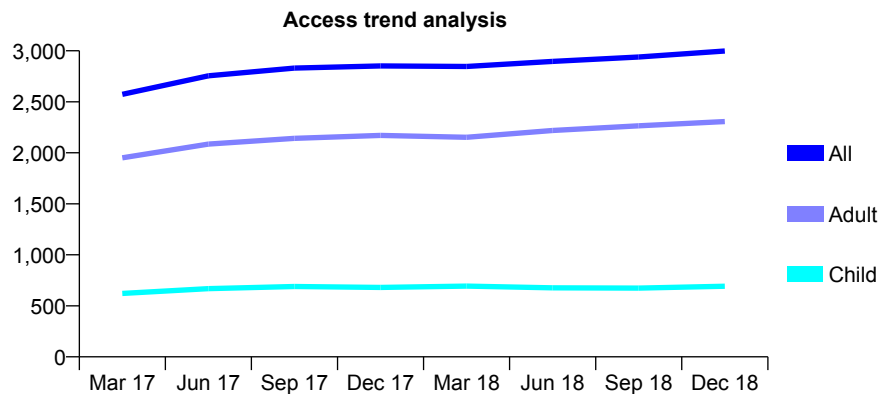
Q61 - Vital Signs At a Glance Contract Report for 183466/0001 - December 2018

Name or company name	Dharmesh Patel
Contract type name	GDS Contract
Purpose of contract	General
Contract start date	01/08/2015
Contract end date	

18/19 Contracted general activity (UDA)	8,498
Carry forward general activity (UDA)	288
18/19 Contracted orthodontic activity (UOA)	0
Carry forward orthodontic activity (UOA)	0
Baseline contract value	£256,372.99

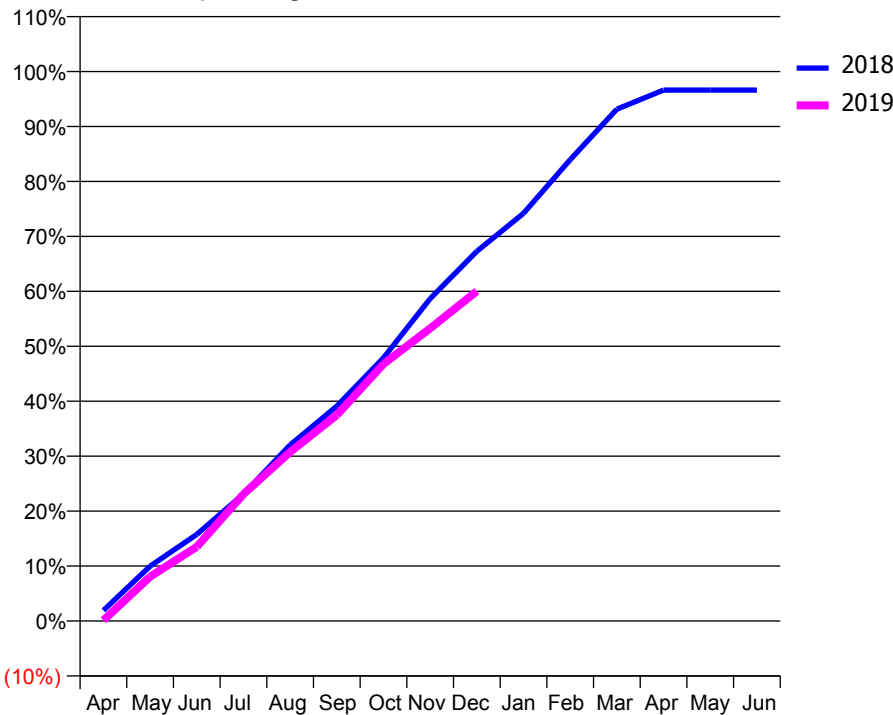
ACCESS*

Patients seen in 24 months	Total	Change since previous quarter
Quarter ending December 2017	2,851	
Quarter ending March 2018	2,846	→
Quarter ending June 2018	2,896	→
Quarter ending September 2018	2,939	→
Quarter ending December 2018	2,998	↑
Variance since December 2017	5.2%	↑



ACTIVITY

Cumulative percentage of contracted UDA delivered 2018 & 2019



Month	Adjusted Scheduled Activity (UDA)	
	2018	2019
April	163	12
May	848	685
June	1,340	1,147
July	1,964	1,962
August	2,722	2,615
September	3,322	3,185
October	4,069	3,974
November	4,986	4,525
December	5,718	5,102
January	6,305	
February	7,134	
March	7,915	
April	8,211	
May	8,211	
June	8,210	

QUALITY

	Quantity	Base Number	Contract	AT	Region	England
% of FP17s for the same patient ID Re-attending within 3 months - Children	59	592	10.0%	10.7%	11.8%	11.8%
% of FP17s for the same patient ID Re-attending within 3 months - Adults	286	1,711	16.7%	15.9%	16.7%	15.6%
% of FP17s for the same patient ID Re-attending between 3 & 9 months - Children	268	592	45.3%	44.8%	48.6%	58.8%
% of FP17s for the same patient ID Re-attending between 3 & 9 months - Adults	468	1,711	27.4%	37.0%	39.1%	51.0%
% of FP17s for Band 1 Urgent Courses	269	2,202	12.2%	10.9%	10.6%	9.0%
% of FP17s Relating to Free Repair or Replacements	20	2,202	0.9%	0.5%	0.5%	0.8%
% of FP17s Relating to Continuations	8	2,202	0.4%	0.7%	0.7%	0.9%
% of Patients satisfied with the dentistry they have received	1	1	N/A	90.9%	90.2%	93.2%
% of Patients satisfied with the time they had to wait for an appointment	1	1	N/A	82.1%	85.0%	88.3%

* This is based on patients treated on this contract for their most recent course of treatment. Figures in italics indicate the base number of FP17s or Patient Questionnaire responses are less than 100. N/A is shown where the base number of responses is less than 10 during the period. % is calculated as Quantity/Base number*100

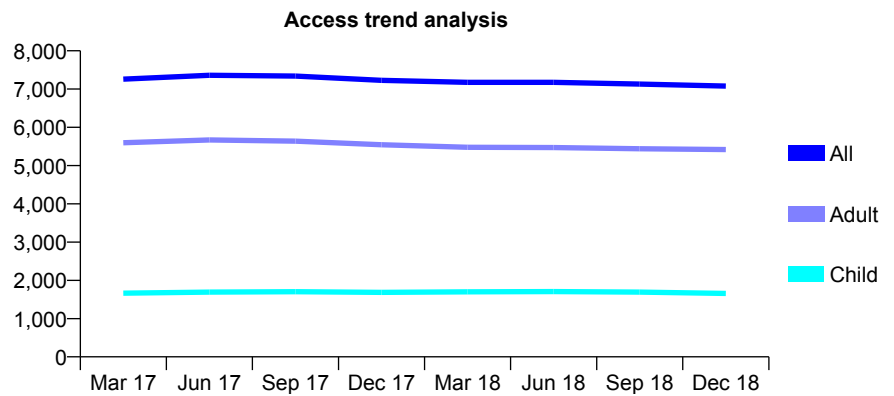
Q61 - Vital Signs At a Glance Contract Report for 185817/0001 - December 2018

Name or company name	DIPS Dental Surgery
Contract type name	GDS Contract
Purpose of contract	General
Contract start date	01/06/2006
Contract end date	

18/19 Contracted general activity (UDA)	24,000
Carry forward general activity (UDA)	0
18/19 Contracted orthodontic activity (UOA)	0
Carry forward orthodontic activity (UOA)	0
Baseline contract value	£683,922.98

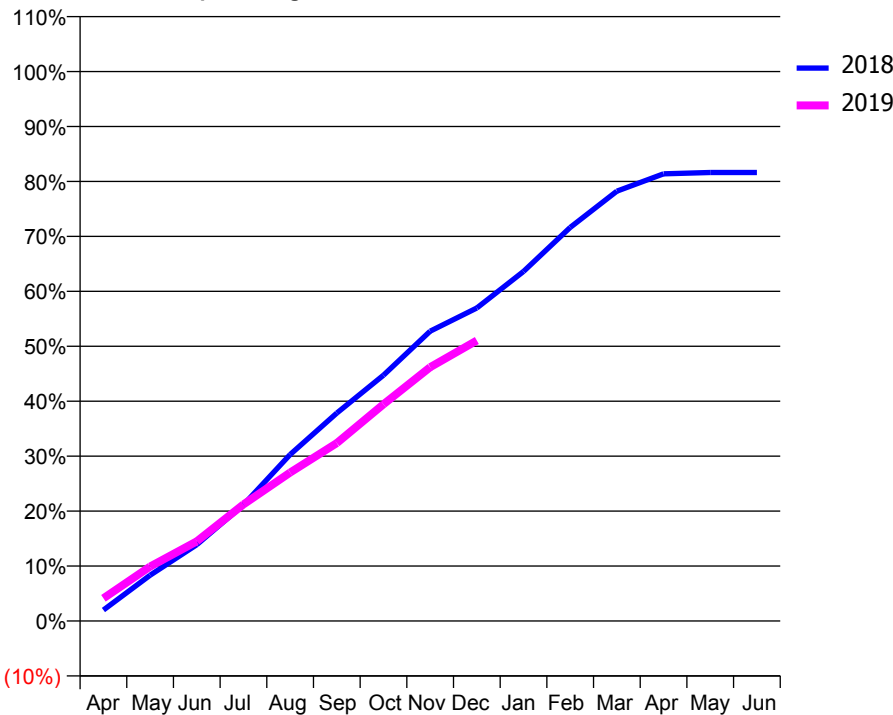
ACCESS*

Patients seen in 24 months	Total	Change since previous quarter
Quarter ending December 2017	7,228	
Quarter ending March 2018	7,177	→
Quarter ending June 2018	7,177	→
Quarter ending September 2018	7,131	→
Quarter ending December 2018	7,078	→
Variance since December 2017	(2.1%)	↓



ACTIVITY

Cumulative percentage of contracted UDA delivered 2018 & 2019



Month	Adjusted Scheduled Activity (UDA)	
	2018	2019
April	479	992
May	1,999	2,378
June	3,333	3,482
July	5,076	5,093
August	7,271	6,484
September	9,083	7,770
October	10,738	9,470
November	12,659	11,085
December	13,672	12,252
January	15,268	
February	17,189	
March	18,773	
April	19,528	
May	19,588	
June	19,587	

QUALITY

	Quantity	Base Number	Contract	AT	Region	England
% of FP17s for the same patient ID Re-attending within 3 months - Children	108	1,405	7.7%	10.7%	11.8%	11.8%
% of FP17s for the same patient ID Re-attending within 3 months - Adults	453	3,953	11.5%	15.9%	16.7%	15.6%
% of FP17s for the same patient ID Re-attending between 3 & 9 months - Children	572	1,405	40.7%	44.8%	48.6%	58.8%
% of FP17s for the same patient ID Re-attending between 3 & 9 months - Adults	1,394	3,953	35.3%	37.0%	39.1%	51.0%
% of FP17s for Band 1 Urgent Courses	351	4,784	7.3%	10.9%	10.6%	9.0%
% of FP17s Relating to Free Repair or Replacements	109	4,784	2.3%	0.5%	0.5%	0.8%
% of FP17s Relating to Continuations	14	4,784	0.3%	0.7%	0.7%	0.9%
% of Patients satisfied with the dentistry they have received	3	3	N/A	90.9%	90.2%	93.2%
% of Patients satisfied with the time they had to wait for an appointment	3	3	N/A	82.1%	85.0%	88.3%

* This is based on patients treated on this contract for their most recent course of treatment. Figures in italics indicate the base number of FP17s or Patient Questionnaire responses are less than 100. N/A is shown where the base number of responses is less than 10 during the period. % is calculated as Quantity/Base number*100

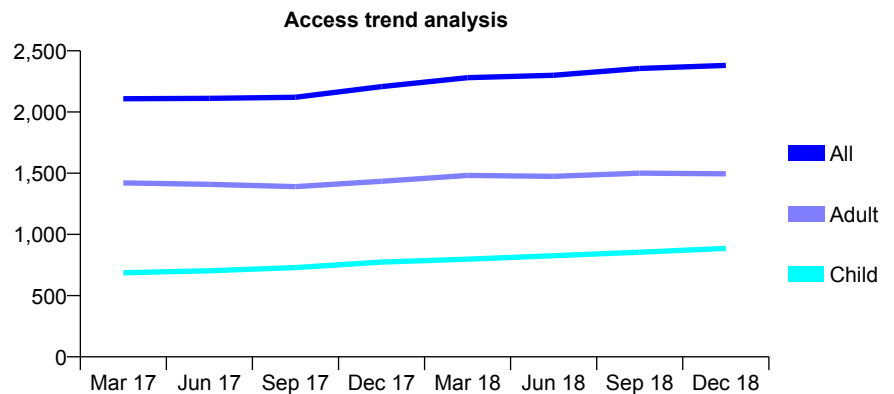
Q61 - Vital Signs At a Glance Contract Report for 187062/0001 - December 2018

Name or company name	I E Barmania and A Vawda
Contract type name	GDS Contract
Purpose of contract	General
Contract start date	26/01/2009
Contract end date	

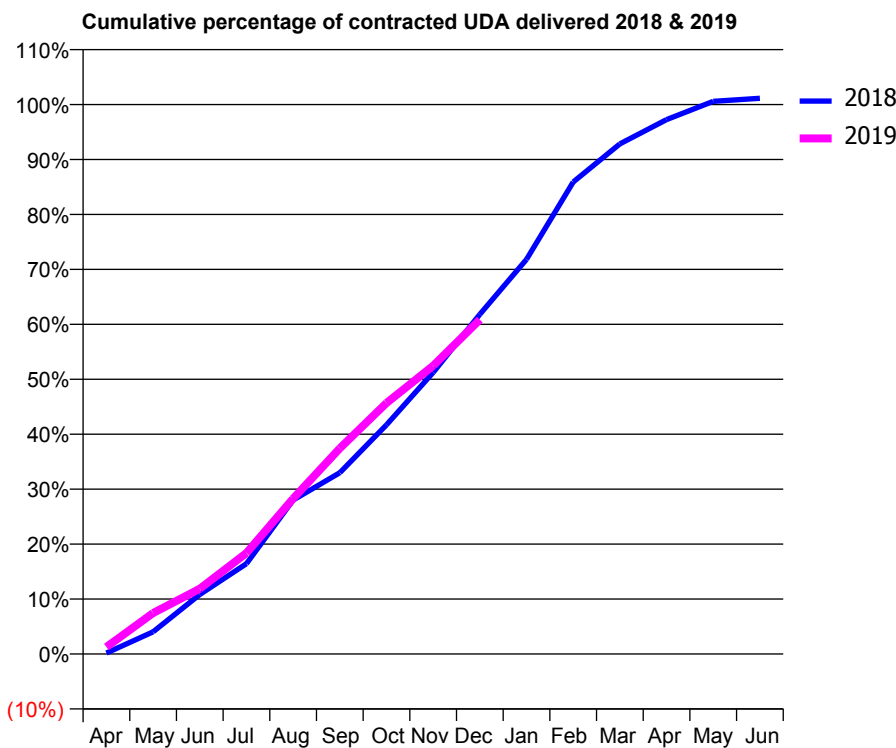
18/19 Contracted general activity (UDA)	7,047
Carry forward general activity (UDA)	-80
18/19 Contracted orthodontic activity (UOA)	0
Carry forward orthodontic activity (UOA)	0
Baseline contract value	£189,090.25

ACCESS*

Patients seen in 24 months	Total	Change since previous quarter
Quarter ending December 2017	2,208	
Quarter ending March 2018	2,280	↑
Quarter ending June 2018	2,300	→
Quarter ending September 2018	2,356	↑
Quarter ending December 2018	2,381	→
Variance since December 2017	7.8%	↑



ACTIVITY



Month	Adjusted Scheduled Activity (UDA)	
	2018	2019
April	12	89
May	285	525
June	764	837
July	1,158	1,295
August	1,975	1,993
September	2,325	2,637
October	2,939	3,219
November	3,611	3,697
December	4,356	4,289
January	5,060	
February	6,053	
March	6,542	
April	6,853	
May	7,088	
June	7,127	

QUALITY

	Quantity	Base Number	Contract	AT	Region	England
% of FP17s for the same patient ID Re-attending within 3 months - Children	24	799	3.0%	10.7%	11.8%	11.8%
% of FP17s for the same patient ID Re-attending within 3 months - Adults	105	1,187	8.8%	15.9%	16.7%	15.6%
% of FP17s for the same patient ID Re-attending between 3 & 9 months - Children	383	799	47.9%	44.8%	48.6%	58.8%
% of FP17s for the same patient ID Re-attending between 3 & 9 months - Adults	532	1,187	44.8%	37.0%	39.1%	51.0%
% of FP17s for Band 1 Urgent Courses	166	1,763	9.4%	10.9%	10.6%	9.0%
% of FP17s Relating to Free Repair or Replacements	1	1,763	0.1%	0.5%	0.5%	0.8%
% of FP17s Relating to Continuations	9	1,763	0.5%	0.7%	0.7%	0.9%
% of Patients satisfied with the dentistry they have received	1	1	N/A	90.9%	90.2%	93.2%
% of Patients satisfied with the time they had to wait for an appointment	1	1	N/A	82.1%	85.0%	88.3%

* This is based on patients treated on this contract for their most recent course of treatment. Figures in italics indicate the base number of FP17s or Patient Questionnaire responses are less than 100. N/A is shown where the base number of responses is less than 10 during the period. % is calculated as Quantity/Base number*100

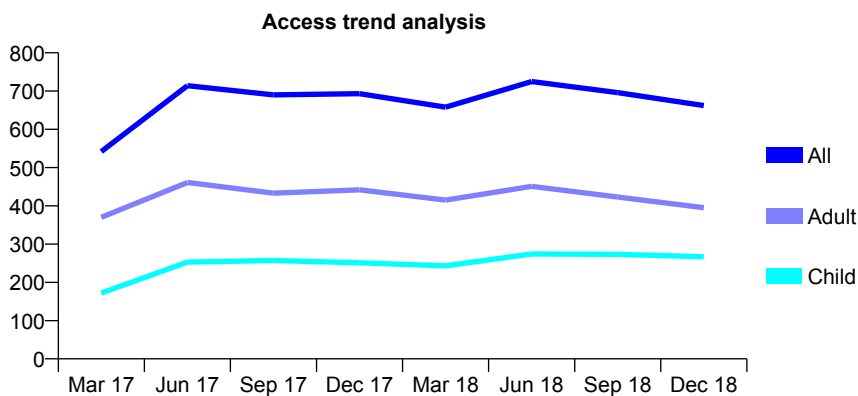
Q61 - Vital Signs At a Glance Contract Report for 188697/0001 - December 2018

Name or company name	F Mian Dental Surgery
Contract type name	GDS Contract
Purpose of contract	General
Contract start date	01/03/2015
Contract end date	

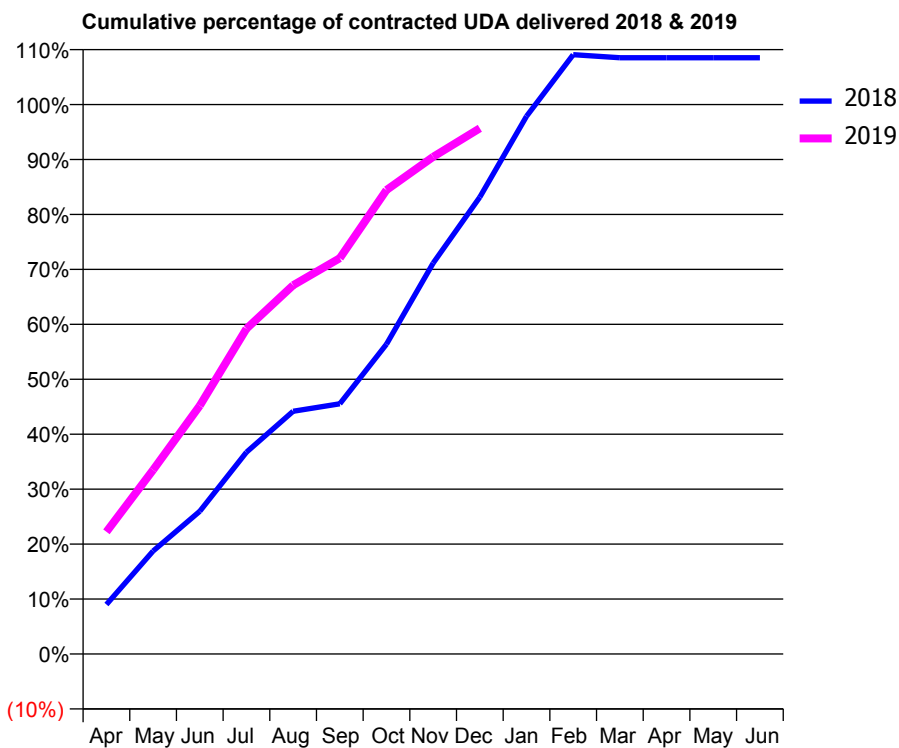
18/19 Contracted general activity (UDA)	2,177
Carry forward general activity (UDA)	-44
18/19 Contracted orthodontic activity (UOA)	0
Carry forward orthodontic activity (UOA)	0
Baseline contract value	£63,396.79

ACCESS*

Patients seen in 24 months	Total	Change since previous quarter
Quarter ending December 2017	693	
Quarter ending March 2018	658	↓
Quarter ending June 2018	725	↑
Quarter ending September 2018	696	↓
Quarter ending December 2018	662	↓
Variance since December 2017	(4.5%)	↓



ACTIVITY



Month	Adjusted Scheduled Activity (UDA)	
	2018	2019
April	196	484
May	408	729
June	566	984
July	800	1,289
August	962	1,461
September	992	1,568
October	1,228	1,838
November	1,549	1,970
December	1,810	2,083
January	2,130	
February	2,374	
March	2,362	
April	2,362	
May	2,362	
June	2,362	

QUALITY

	Quantity	Base Number	Contract	AT	Region	England
% of FP17s for the same patient ID Re-attending within 3 months - Children	8	200	4.0%	10.7%	11.8%	11.8%
% of FP17s for the same patient ID Re-attending within 3 months - Adults	15	233	6.4%	15.9%	16.7%	15.6%
% of FP17s for the same patient ID Re-attending between 3 & 9 months - Children	50	200	25.0%	44.8%	48.6%	58.8%
% of FP17s for the same patient ID Re-attending between 3 & 9 months - Adults	43	233	18.5%	37.0%	39.1%	51.0%
% of FP17s for Band 1 Urgent Courses	20	428	4.7%	10.9%	10.6%	9.0%
% of FP17s Relating to Free Repair or Replacements	0	428	0.0%	0.5%	0.5%	0.8%
% of FP17s Relating to Continuations	0	428	0.0%	0.7%	0.7%	0.9%
% of Patients satisfied with the dentistry they have received	0	0	N/A	90.9%	90.2%	93.2%
% of Patients satisfied with the time they had to wait for an appointment	0	0	N/A	82.1%	85.0%	88.3%

* This is based on patients treated on this contract for their most recent course of treatment. Figures in italics indicate the base number of FP17s or Patient Questionnaire responses are less than 100. N/A is shown where the base number of responses is less than 10 during the period. % is calculated as Quantity/Base number*100

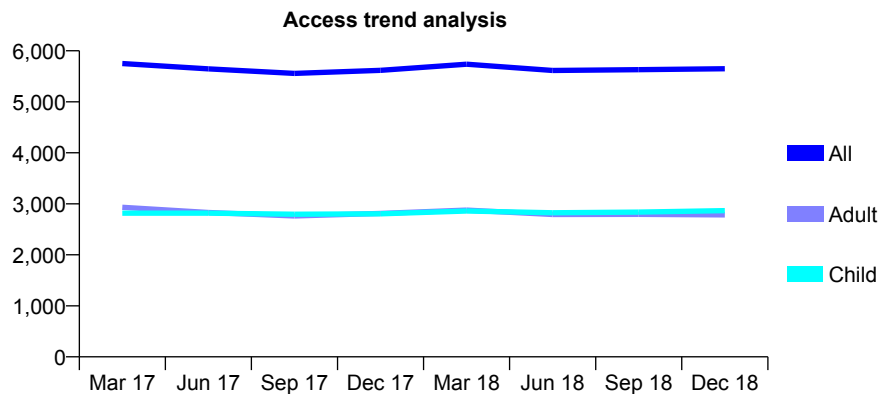
Q61 - Vital Signs At a Glance Contract Report for 188883/0001 - December 2018

Name or company name	The Angel Dental Practice Ltd
Contract type name	GDS Contract
Purpose of contract	General
Contract start date	01/04/2012
Contract end date	

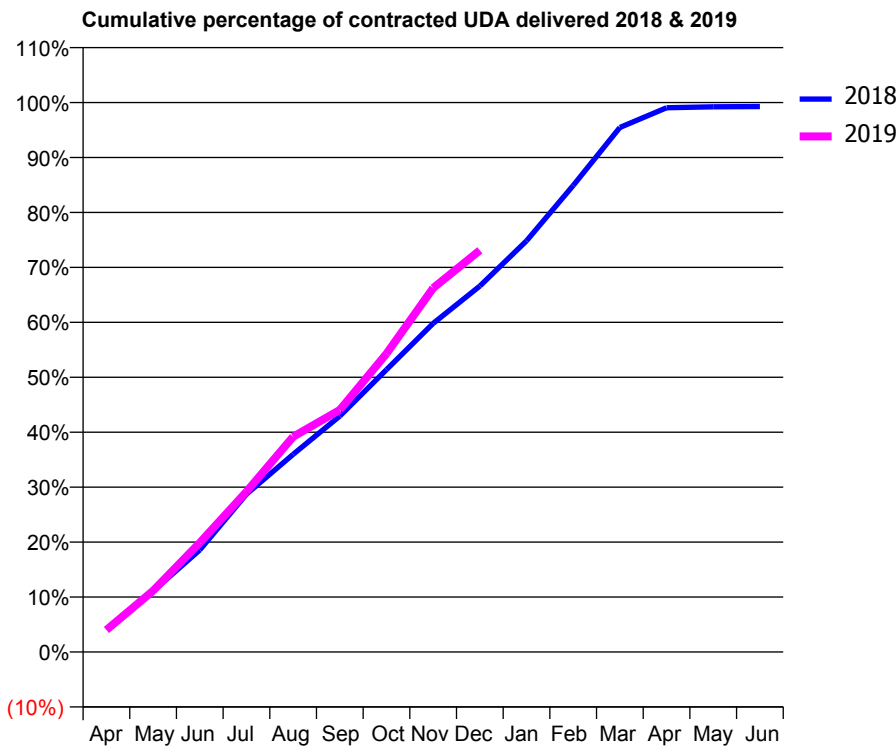
18/19 Contracted general activity (UDA)	18,415
Carry forward general activity (UDA)	134
18/19 Contracted orthodontic activity (UOA)	0
Carry forward orthodontic activity (UOA)	0
Baseline contract value	£537,113.12

ACCESS*

Patients seen in 24 months	Total	Change since previous quarter
Quarter ending December 2017	5,617	
Quarter ending March 2018	5,738	↑
Quarter ending June 2018	5,615	↓
Quarter ending September 2018	5,631	→
Quarter ending December 2018	5,649	→
Variance since December 2017	0.6%	→



ACTIVITY



Month	Adjusted Scheduled Activity (UDA)	
	2018	2019
April	770	741
May	2,040	2,055
June	3,422	3,660
July	5,288	5,375
August	6,626	7,213
September	7,909	8,112
October	9,462	9,998
November	11,013	12,196
December	12,266	13,462
January	13,781	
February	15,635	
March	17,580	
April	18,241	
May	18,271	
June	18,281	

QUALITY

	Quantity	Base Number	Contract	AT	Region	England
% of FP17s for the same patient ID Re-attending within 3 months - Children	264	2,610	10.1%	10.7%	11.8%	11.8%
% of FP17s for the same patient ID Re-attending within 3 months - Adults	623	2,458	25.3%	15.9%	16.7%	15.6%
% of FP17s for the same patient ID Re-attending between 3 & 9 months - Children	1,061	2,610	40.7%	44.8%	48.6%	58.8%
% of FP17s for the same patient ID Re-attending between 3 & 9 months - Adults	816	2,458	33.2%	37.0%	39.1%	51.0%
% of FP17s for Band 1 Urgent Courses	691	4,857	14.2%	10.9%	10.6%	9.0%
% of FP17s Relating to Free Repair or Replacements	14	4,857	0.3%	0.5%	0.5%	0.8%
% of FP17s Relating to Continuations	7	4,857	0.1%	0.7%	0.7%	0.9%
% of Patients satisfied with the dentistry they have received	1	1	N/A	90.9%	90.2%	93.2%
% of Patients satisfied with the time they had to wait for an appointment	1	1	N/A	82.1%	85.0%	88.3%

* This is based on patients treated on this contract for their most recent course of treatment. Figures in italics indicate the base number of FP17s or Patient Questionnaire responses are less than 100. N/A is shown where the base number of responses is less than 10 during the period. % is calculated as Quantity/Base number*100

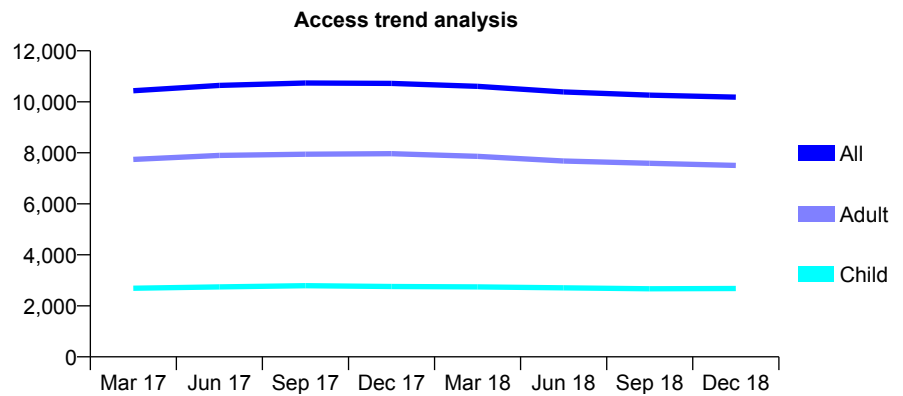
Q61 - Vital Signs At a Glance Contract Report for 190799/0001 - December 2018

Name or company name	P J Dental Surgery
Contract type name	GDS Contract
Purpose of contract	General and Orthodontic
Contract start date	01/02/2015
Contract end date	

18/19 Contracted general activity (UDA)	29,693
Carry forward general activity (UDA)	397
18/19 Contracted orthodontic activity (UOA)	1,614
Carry forward orthodontic activity (UOA)	-3
Baseline contract value	£1,050,895.98

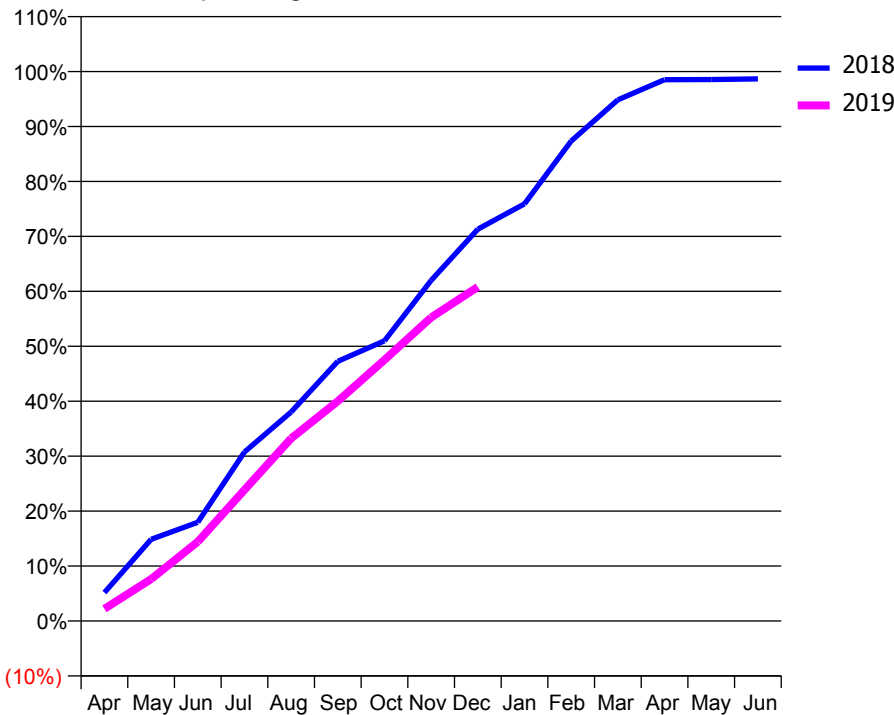
ACCESS*

Patients seen in 24 months	Total	Change since previous quarter
Quarter ending December 2017	10,724	
Quarter ending March 2018	10,607	↓
Quarter ending June 2018	10,386	↓
Quarter ending September 2018	10,259	↓
Quarter ending December 2018	10,184	→
Variance since December 2017	(5.0%)	↓



ACTIVITY

Cumulative percentage of contracted UDA delivered 2018 & 2019



Month	Adjusted Scheduled Activity (UDA)	
	2018	2019
April	1,537	662
May	4,416	2,268
June	5,337	4,280
July	9,131	7,088
August	11,294	9,871
September	14,032	11,881
October	15,139	14,115
November	18,404	16,401
December	21,171	18,050
January	22,542	
February	25,939	
March	28,165	
April	29,252	
May	29,255	
June	29,296	

QUALITY

	Quantity	Base Number	Contract	AT	Region	England
% of FP17s for the same patient ID Re-attending within 3 months - Children	218	2,244	9.7%	10.7%	11.8%	11.8%
% of FP17s for the same patient ID Re-attending within 3 months - Adults	482	4,608	10.5%	15.9%	16.7%	15.6%
% of FP17s for the same patient ID Re-attending between 3 & 9 months - Children	822	2,244	36.6%	44.8%	48.6%	58.8%
% of FP17s for the same patient ID Re-attending between 3 & 9 months - Adults	1,101	4,608	23.9%	37.0%	39.1%	51.0%
% of FP17s for Band 1 Urgent Courses	815	6,289	13.0%	10.9%	10.6%	9.0%
% of FP17s Relating to Free Repair or Replacements	23	6,289	0.4%	0.5%	0.5%	0.8%
% of FP17s Relating to Continuations	37	6,289	0.6%	0.7%	0.7%	0.9%
% of Patients satisfied with the dentistry they have received	2	2	N/A	90.9%	90.2%	93.2%
% of Patients satisfied with the time they had to wait for an appointment	2	2	N/A	82.1%	85.0%	88.3%

* This is based on patients treated on this contract for their most recent course of treatment. Figures in italics indicate the base number of FP17s or Patient Questionnaire responses are less than 100. N/A is shown where the base number of responses is less than 10 during the period. % is calculated as Quantity/Base number*100

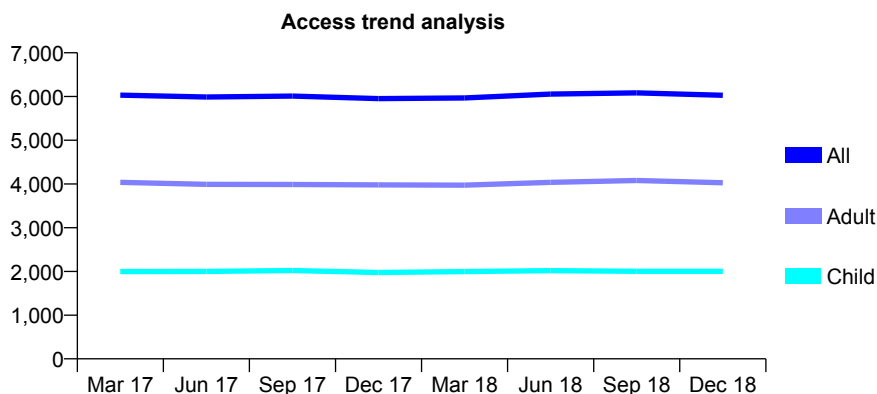
Q61 - Vital Signs At a Glance Contract Report for 190993/0001 - December 2018

Name or company name	MR JP SHAH and MS M SHAH
Contract type name	GDS Contract
Purpose of contract	General
Contract start date	01/07/2013
Contract end date	

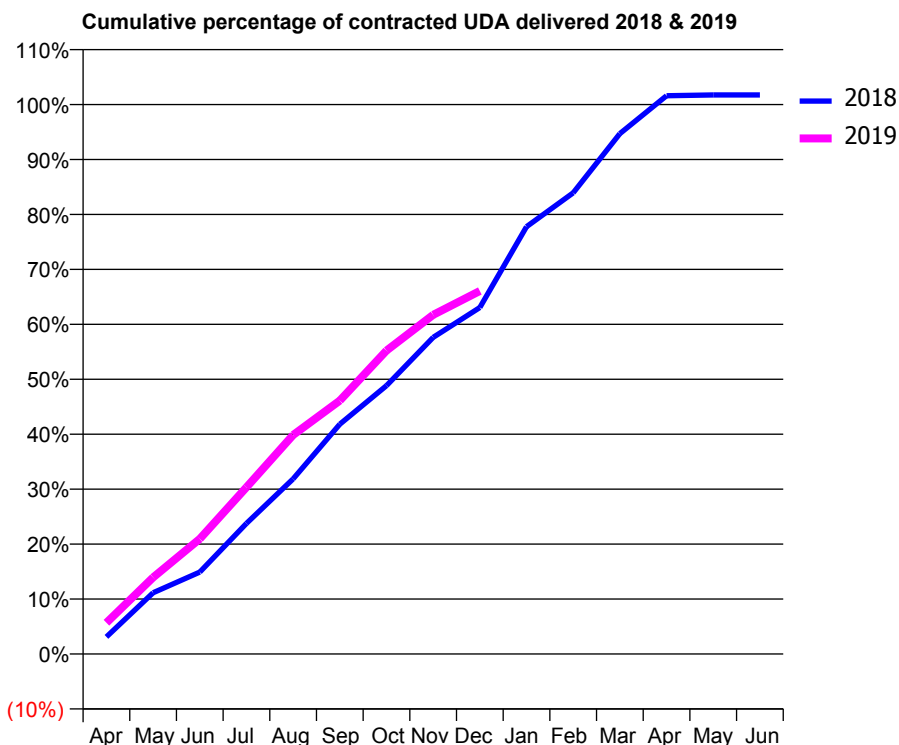
18/19 Contracted general activity (UDA)	20,236
Carry forward general activity (UDA)	-350
18/19 Contracted orthodontic activity (UOA)	0
Carry forward orthodontic activity (UOA)	0
Baseline contract value	£613,776.62

ACCESS*

Patients seen in 24 months	Total	Change since previous quarter
Quarter ending December 2017	5,953	
Quarter ending March 2018	5,968	→
Quarter ending June 2018	6,055	→
Quarter ending September 2018	6,082	→
Quarter ending December 2018	6,029	→
Variance since December 2017	1.3%	→



ACTIVITY



Month	Adjusted Scheduled Activity (UDA)	
	2018	2019
April	631	1,152
May	2,258	2,823
June	3,017	4,239
July	4,809	6,140
August	6,451	8,063
September	8,464	9,335
October	9,884	11,175
November	11,663	12,490
December	12,760	13,371
January	15,737	
February	16,984	
March	19,162	
April	20,558	
May	20,586	
June	20,586	

QUALITY

	Quantity	Base Number	Contract	AT	Region	England
% of FP17s for the same patient ID Re-attending within 3 months - Children	120	1,714	7.0%	10.7%	11.8%	11.8%
% of FP17s for the same patient ID Re-attending within 3 months - Adults	666	3,662	18.2%	15.9%	16.7%	15.6%
% of FP17s for the same patient ID Re-attending between 3 & 9 months - Children	881	1,714	51.4%	44.8%	48.6%	58.8%
% of FP17s for the same patient ID Re-attending between 3 & 9 months - Adults	1,514	3,662	41.3%	37.0%	39.1%	51.0%
% of FP17s for Band 1 Urgent Courses	578	4,819	12.0%	10.9%	10.6%	9.0%
% of FP17s Relating to Free Repair or Replacements	7	4,819	0.1%	0.5%	0.5%	0.8%
% of FP17s Relating to Continuations	76	4,819	1.6%	0.7%	0.7%	0.9%
% of Patients satisfied with the dentistry they have received	4	5	N/A	90.9%	90.2%	93.2%
% of Patients satisfied with the time they had to wait for an appointment	4	5	N/A	82.1%	85.0%	88.3%

* This is based on patients treated on this contract for their most recent course of treatment. Figures in italics indicate the base number of FP17s or Patient Questionnaire responses are less than 100. N/A is shown where the base number of responses is less than 10 during the period. % is calculated as Quantity/Base number*100

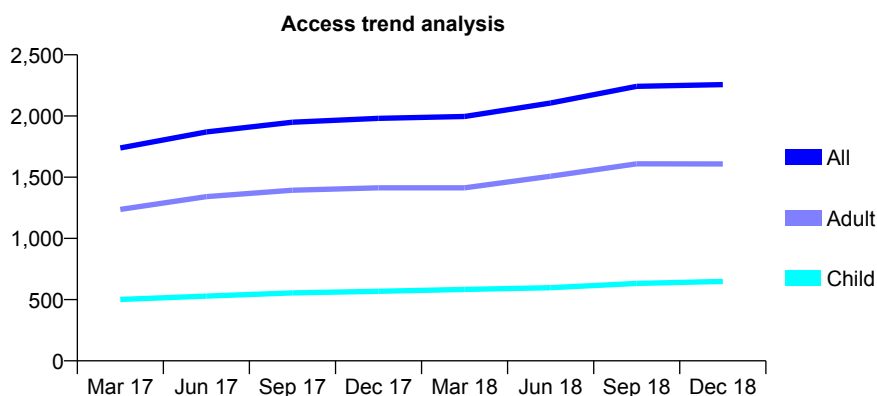
Q61 - Vital Signs At a Glance Contract Report for 191019/0001 - December 2018

Name or company name	Mr Jinesh Patel
Contract type name	GDS Contract
Purpose of contract	General
Contract start date	01/03/2012
Contract end date	

18/19 Contracted general activity (UDA)	5,037
Carry forward general activity (UDA)	-35
18/19 Contracted orthodontic activity (UOA)	0
Carry forward orthodontic activity (UOA)	0
Baseline contract value	£197,340.08

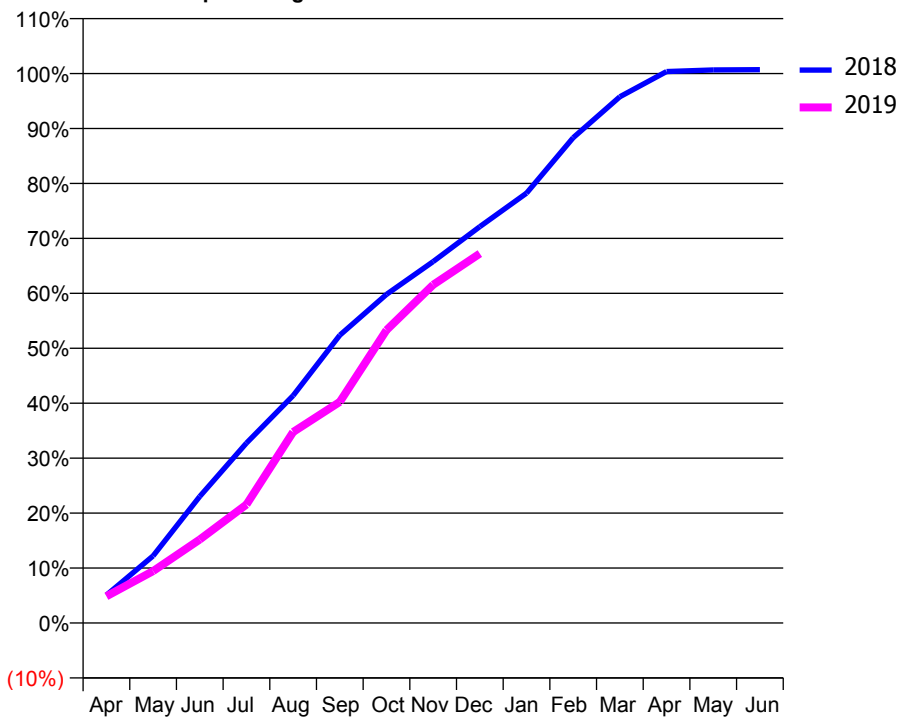
ACCESS*

Patients seen in 24 months	Total	Change since previous quarter
Quarter ending December 2017	1,981	
Quarter ending March 2018	1,996	→
Quarter ending June 2018	2,106	↑
Quarter ending September 2018	2,242	↑
Quarter ending December 2018	2,257	→
Variance since December 2017	13.9%	↑



ACTIVITY

Cumulative percentage of contracted UDA delivered 2018 & 2019



Month	Adjusted Scheduled Activity (UDA)	
	2018	2019
April	256	245
May	615	476
June	1,161	766
July	1,649	1,086
August	2,085	1,751
September	2,638	2,027
October	3,013	2,685
November	3,313	3,101
December	3,634	3,387
January	3,941	
February	4,449	
March	4,823	
April	5,055	
May	5,070	
June	5,072	

QUALITY

	Quantity	Base Number	Contract	AT	Region	England
% of FP17s for the same patient ID Re-attending within 3 months - Children	9	379	2.4%	10.7%	11.8%	11.8%
% of FP17s for the same patient ID Re-attending within 3 months - Adults	62	924	6.7%	15.9%	16.7%	15.6%
% of FP17s for the same patient ID Re-attending between 3 & 9 months - Children	82	379	21.6%	44.8%	48.6%	58.8%
% of FP17s for the same patient ID Re-attending between 3 & 9 months - Adults	197	924	21.3%	37.0%	39.1%	51.0%
% of FP17s for Band 1 Urgent Courses	85	1,217	7.0%	10.9%	10.6%	9.0%
% of FP17s Relating to Free Repair or Replacements	2	1,217	0.2%	0.5%	0.5%	0.8%
% of FP17s Relating to Continuations	7	1,217	0.6%	0.7%	0.7%	0.9%
% of Patients satisfied with the dentistry they have received	1	1	N/A	90.9%	90.2%	93.2%
% of Patients satisfied with the time they had to wait for an appointment	1	1	N/A	82.1%	85.0%	88.3%

* This is based on patients treated on this contract for their most recent course of treatment. Figures in italics indicate the base number of FP17s or Patient Questionnaire responses are less than 100. N/A is shown where the base number of responses is less than 10 during the period. % is calculated as Quantity/Base number*100

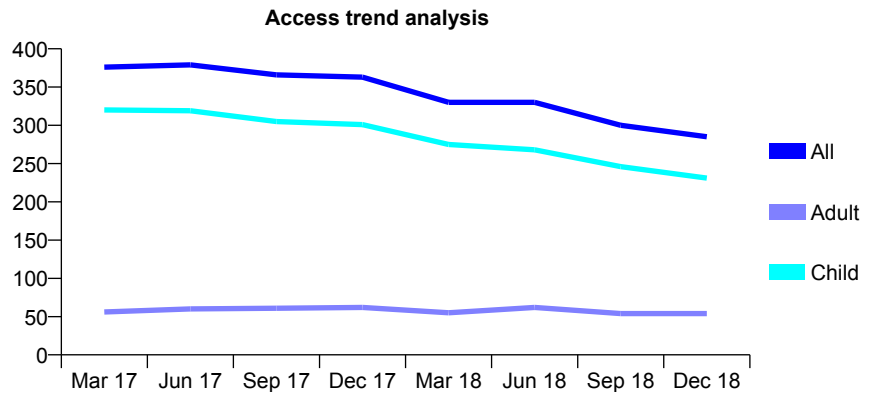
Q61 - Vital Signs At a Glance Contract Report for 192570/0001 - December 2018

Name or company name	Hampden Clinics Limited
Contract type name	GDS Contract
Purpose of contract	General
Contract start date	01/01/2011
Contract end date	

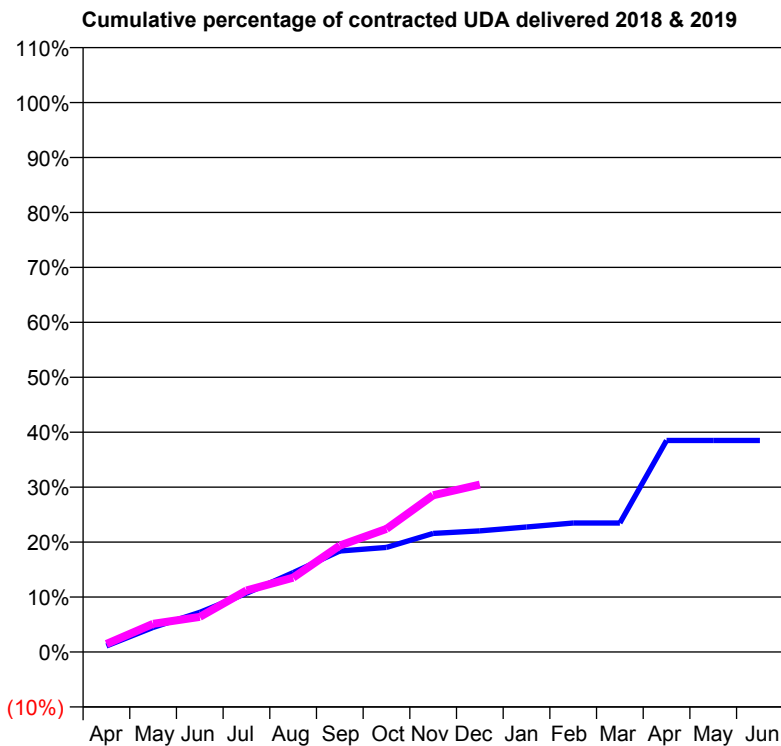
18/19 Contracted general activity (UDA)	1,759
Carry forward general activity (UDA)	0
18/19 Contracted orthodontic activity (UOA)	0
Carry forward orthodontic activity (UOA)	0
Baseline contract value	£45,764.53

ACCESS*

Patients seen in 24 months	Total	Change since previous quarter
Quarter ending December 2017	363	
Quarter ending March 2018	330	↓
Quarter ending June 2018	330	→
Quarter ending September 2018	300	↓
Quarter ending December 2018	285	↓
Variance since December 2017	(21.5%)	↓



ACTIVITY



Month	Adjusted Scheduled Activity (UDA)	
	2018	2019
April	19	26
May	79	90
June	127	113
July	188	197
August	254	238
September	323	341
October	335	394
November	380	502
December	388	536
January	400	
February	413	
March	413	
April	677	
May	677	
June	677	

QUALITY

	Quantity	Base Number	Contract	AT	Region	England
% of FP17s for the same patient ID Re-attending within 3 months - Children	29	288	10.1%	10.7%	11.8%	11.8%
% of FP17s for the same patient ID Re-attending within 3 months - Adults	7	40	17.5%	15.9%	16.7%	15.6%
% of FP17s for the same patient ID Re-attending between 3 & 9 months - Children	123	288	42.7%	44.8%	48.6%	58.8%
% of FP17s for the same patient ID Re-attending between 3 & 9 months - Adults	15	40	37.5%	37.0%	39.1%	51.0%
% of FP17s for Band 1 Urgent Courses	10	205	4.9%	10.9%	10.6%	9.0%
% of FP17s Relating to Free Repair or Replacements	0	205	0.0%	0.5%	0.5%	0.8%
% of FP17s Relating to Continuations	1	205	0.5%	0.7%	0.7%	0.9%
% of Patients satisfied with the dentistry they have received	0	0	N/A	90.9%	90.2%	93.2%
% of Patients satisfied with the time they had to wait for an appointment	0	0	N/A	82.1%	85.0%	88.3%

* This is based on patients treated on this contract for their most recent course of treatment. Figures in italics indicate the base number of FP17s or Patient Questionnaire responses are less than 100. N/A is shown where the base number of responses is less than 10 during the period. % is calculated as Quantity/Base number*100

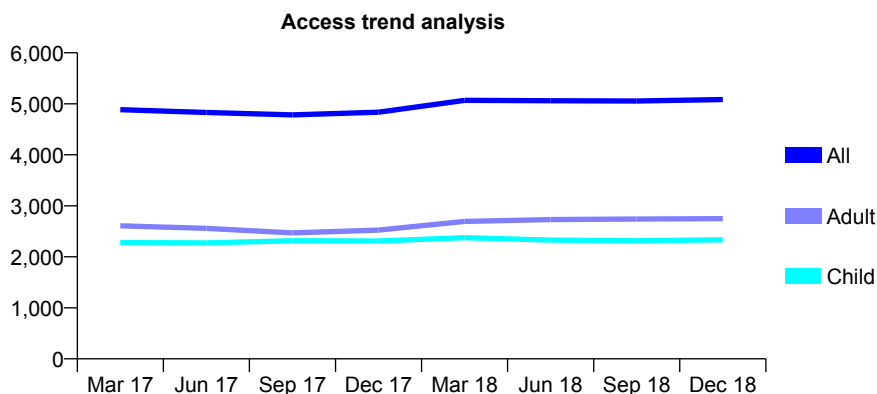
Q61 - Vital Signs At a Glance Contract Report for 192651/0001 - December 2018

Name or company name	Goodmayes Dental Practice Ltd
Contract type name	GDS Contract
Purpose of contract	General
Contract start date	01/09/2010
Contract end date	

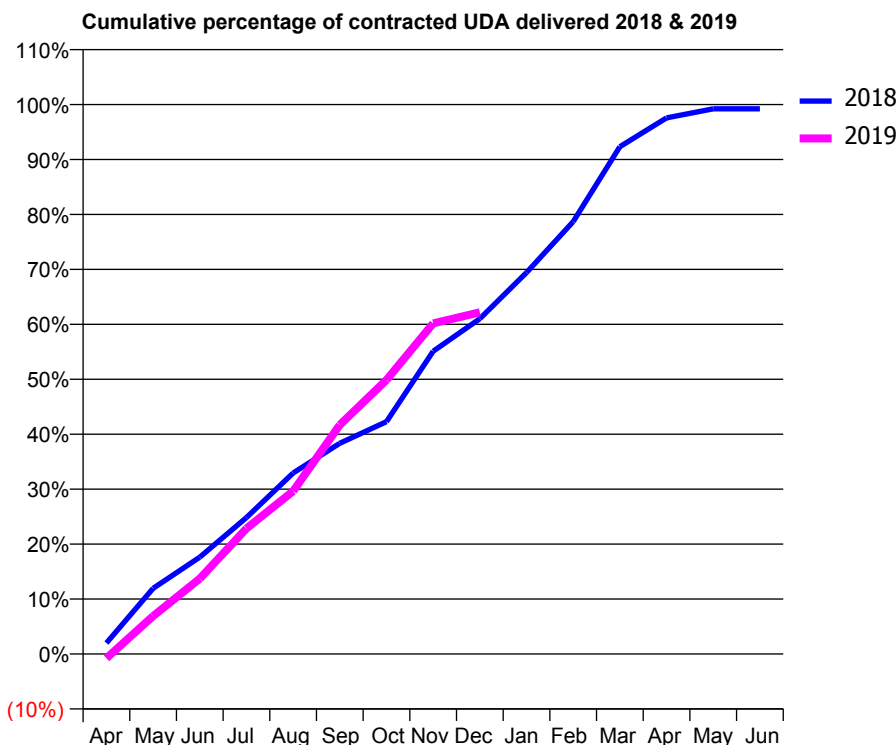
18/19 Contracted general activity (UDA)	13,676
Carry forward general activity (UDA)	107
18/19 Contracted orthodontic activity (UOA)	0
Carry forward orthodontic activity (UOA)	0
Baseline contract value	£443,792.90

ACCESS*

Patients seen in 24 months	Total	Change since previous quarter
Quarter ending December 2017	4,834	
Quarter ending March 2018	5,069	↑
Quarter ending June 2018	5,059	→
Quarter ending September 2018	5,054	→
Quarter ending December 2018	5,084	→
Variance since December 2017	5.2%	↑



ACTIVITY



Month	Adjusted Scheduled Activity (UDA)	
	2018	2019
April	274	-107
May	1,634	943
June	2,410	1,878
July	3,398	3,125
August	4,506	4,053
September	5,244	5,703
October	5,782	6,820
November	7,535	8,230
December	8,345	8,503
January	9,494	
February	10,759	
March	12,626	
April	13,344	
May	13,568	
June	13,569	

QUALITY

	Quantity	Base Number	Contract	AT	Region	England
% of FP17s for the same patient ID Re-attending within 3 months - Children	178	1,966	9.1%	10.7%	11.8%	11.8%
% of FP17s for the same patient ID Re-attending within 3 months - Adults	253	1,764	14.3%	15.9%	16.7%	15.6%
% of FP17s for the same patient ID Re-attending between 3 & 9 months - Children	926	1,966	47.1%	44.8%	48.6%	58.8%
% of FP17s for the same patient ID Re-attending between 3 & 9 months - Adults	522	1,764	29.6%	37.0%	39.1%	51.0%
% of FP17s for Band 1 Urgent Courses	250	3,379	7.4%	10.9%	10.6%	9.0%
% of FP17s Relating to Free Repair or Replacements	1	3,379	0.0%	0.5%	0.5%	0.8%
% of FP17s Relating to Continuations	3	3,379	0.1%	0.7%	0.7%	0.9%
% of Patients satisfied with the dentistry they have received	1	2	N/A	90.9%	90.2%	93.2%
% of Patients satisfied with the time they had to wait for an appointment	2	2	N/A	82.1%	85.0%	88.3%

* This is based on patients treated on this contract for their most recent course of treatment. Figures in italics indicate the base number of FP17s or Patient Questionnaire responses are less than 100. N/A is shown where the base number of responses is less than 10 during the period. % is calculated as Quantity/Base number*100

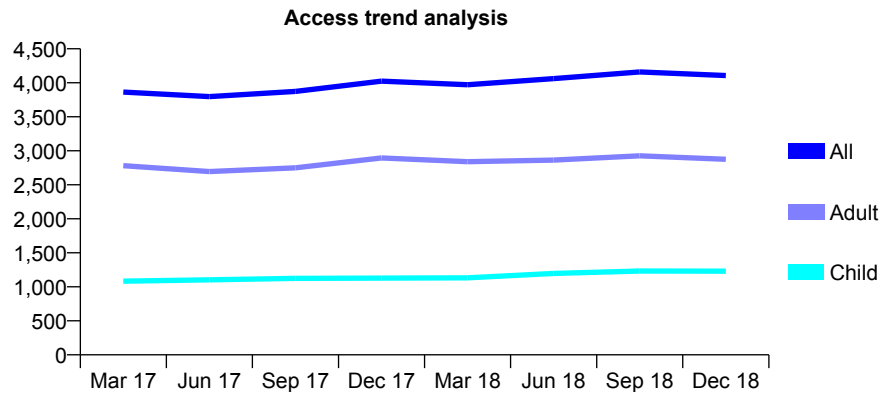
Q61 - Vital Signs At a Glance Contract Report for 193127/0001 - December 2018

Name or company name	RUSHDENT LIMITED
Contract type name	GDS Contract
Purpose of contract	General
Contract start date	01/04/2011
Contract end date	

18/19 Contracted general activity (UDA)	9,924
Carry forward general activity (UDA)	0
18/19 Contracted orthodontic activity (UOA)	0
Carry forward orthodontic activity (UOA)	0
Baseline contract value	£271,753.89

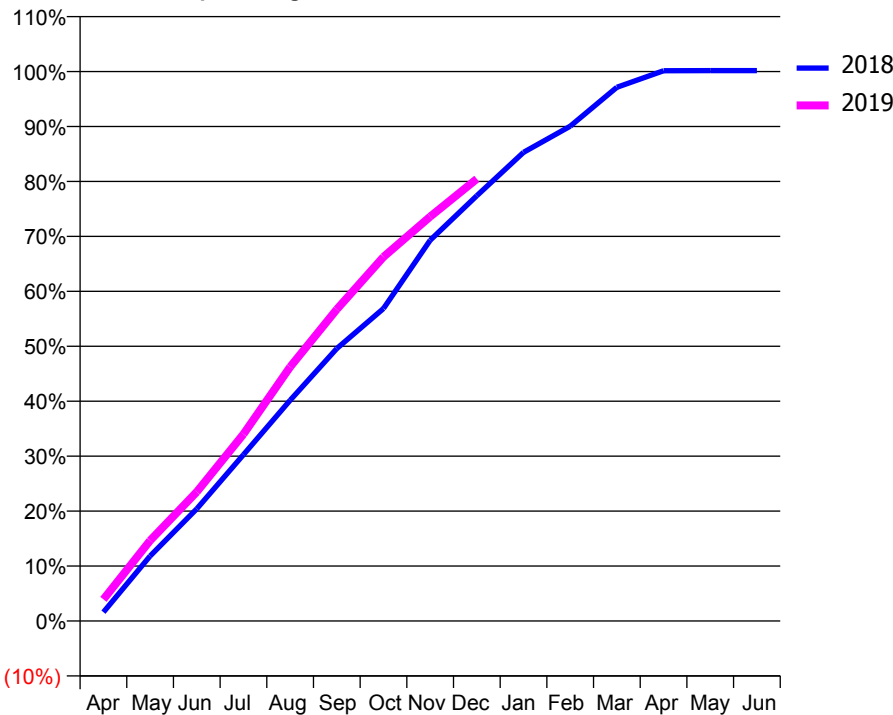
ACCESS*

Patients seen in 24 months	Total	Change since previous quarter
Quarter ending December 2017	4,025	
Quarter ending March 2018	3,972	↓
Quarter ending June 2018	4,061	↑
Quarter ending September 2018	4,159	↑
Quarter ending December 2018	4,106	↓
Variance since December 2017	2.0%	↑



ACTIVITY

Cumulative percentage of contracted UDA delivered 2018 & 2019



Month	Adjusted Scheduled Activity (UDA)	
	2018	2019
April	160	391
May	1,174	1,453
June	2,027	2,332
July	3,004	3,376
August	3,987	4,588
September	4,921	5,630
October	5,643	6,577
November	6,877	7,303
December	7,680	7,985
January	8,464	
February	8,936	
March	9,638	
April	9,938	
May	9,940	
June	9,940	

QUALITY

	Quantity	Base Number	Contract	AT	Region	England
% of FP17s for the same patient ID Re-attending within 3 months - Children	44	1,017	4.3%	10.7%	11.8%	11.8%
% of FP17s for the same patient ID Re-attending within 3 months - Adults	126	2,401	5.2%	15.9%	16.7%	15.6%
% of FP17s for the same patient ID Re-attending between 3 & 9 months - Children	402	1,017	39.5%	44.8%	48.6%	58.8%
% of FP17s for the same patient ID Re-attending between 3 & 9 months - Adults	904	2,401	37.7%	37.0%	39.1%	51.0%
% of FP17s for Band 1 Urgent Courses	4	3,305	0.1%	10.9%	10.6%	9.0%
% of FP17s Relating to Free Repair or Replacements	2	3,305	0.1%	0.5%	0.5%	0.8%
% of FP17s Relating to Continuations	12	3,305	0.4%	0.7%	0.7%	0.9%
% of Patients satisfied with the dentistry they have received	3	3	N/A	90.9%	90.2%	93.2%
% of Patients satisfied with the time they had to wait for an appointment	3	3	N/A	82.1%	85.0%	88.3%

* This is based on patients treated on this contract for their most recent course of treatment. Figures in italics indicate the base number of FP17s or Patient Questionnaire responses are less than 100. N/A is shown where the base number of responses is less than 10 during the period. % is calculated as Quantity/Base number*100

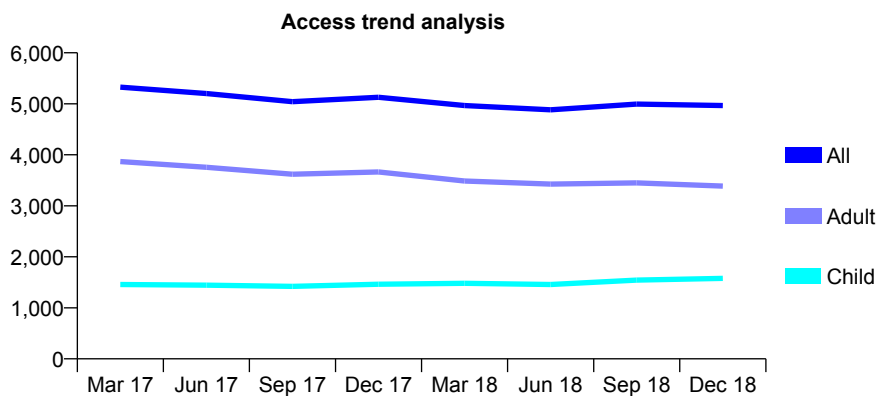
Q61 - Vital Signs At a Glance Contract Report for 193798/0001 - December 2018

Name or company name	Dr S S Dhami & Dr J S Gill
Contract type name	GDS Contract
Purpose of contract	General
Contract start date	21/09/2011
Contract end date	

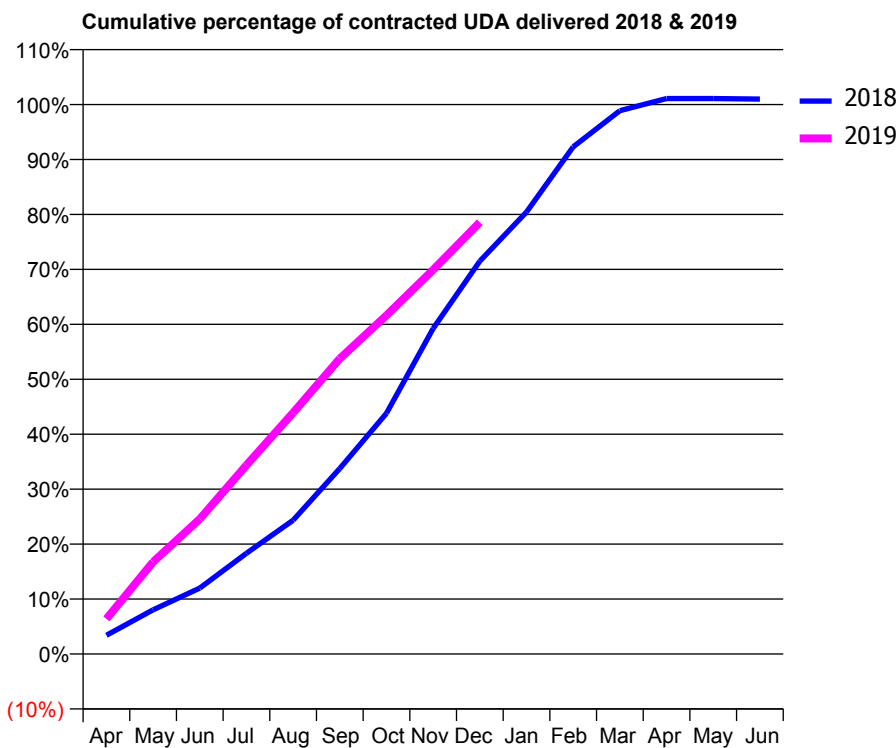
18/19 Contracted general activity (UDA)	15,151
Carry forward general activity (UDA)	-151
18/19 Contracted orthodontic activity (UOA)	0
Carry forward orthodontic activity (UOA)	0
Baseline contract value	£388,563.87

ACCESS*

Patients seen in 24 months	Total	Change since previous quarter
Quarter ending December 2017	5,128	
Quarter ending March 2018	4,967	↓
Quarter ending June 2018	4,882	↓
Quarter ending September 2018	4,995	↑
Quarter ending December 2018	4,966	→
Variance since December 2017	(3.2%)	↓



ACTIVITY



Adjusted Scheduled Activity (UDA)		
Month	2018	2019
April	515	969
May	1,218	2,539
June	1,819	3,724
July	2,778	5,209
August	3,688	6,654
September	5,115	8,145
October	6,639	9,338
November	8,977	10,593
December	10,833	11,904
January	12,187	
February	13,984	
March	14,981	
April	15,315	
May	15,315	
June	15,302	

QUALITY

	Quantity	Base Number	Contract	AT	Region	England
% of FP17s for the same patient ID Re-attending within 3 months - Children	113	1,365	8.3%	10.7%	11.8%	11.8%
% of FP17s for the same patient ID Re-attending within 3 months - Adults	430	2,695	16.0%	15.9%	16.7%	15.6%
% of FP17s for the same patient ID Re-attending between 3 & 9 months - Children	512	1,365	37.5%	44.8%	48.6%	58.8%
% of FP17s for the same patient ID Re-attending between 3 & 9 months - Adults	781	2,695	29.0%	37.0%	39.1%	51.0%
% of FP17s for Band 1 Urgent Courses	589	3,967	14.8%	10.9%	10.6%	9.0%
% of FP17s Relating to Free Repair or Replacements	52	3,967	1.3%	0.5%	0.5%	0.8%
% of FP17s Relating to Continuations	6	3,967	0.2%	0.7%	0.7%	0.9%
% of Patients satisfied with the dentistry they have received	0	0	N/A	90.9%	90.2%	93.2%
% of Patients satisfied with the time they had to wait for an appointment	0	0	N/A	82.1%	85.0%	88.3%

* This is based on patients treated on this contract for their most recent course of treatment. Figures in italics indicate the base number of FP17s or Patient Questionnaire responses are less than 100. N/A is shown where the base number of responses is less than 10 during the period. % is calculated as Quantity/Base number*100

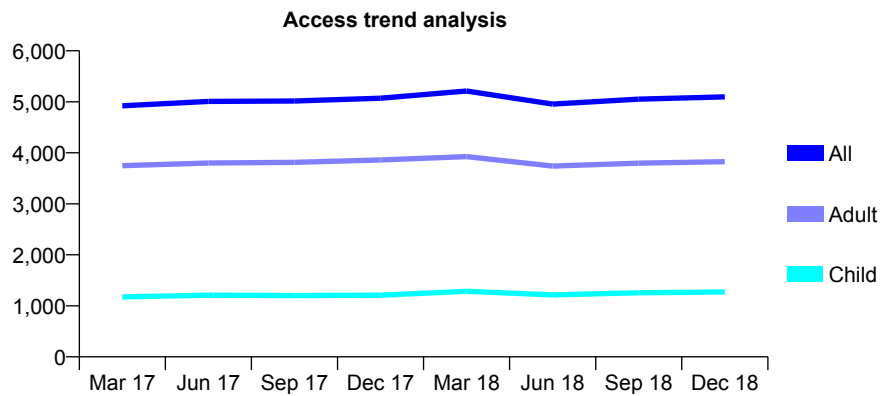
Q61 - Vital Signs At a Glance Contract Report for 194050/0001 - December 2018

Name or company name	Woodberry Downs Dental Practice
Contract type name	GDS Contract
Purpose of contract	General
Contract start date	01/04/2010
Contract end date	

18/19 Contracted general activity (UDA)	14,000
Carry forward general activity (UDA)	-79
18/19 Contracted orthodontic activity (UOA)	0
Carry forward orthodontic activity (UOA)	0
Baseline contract value	£469,066.14

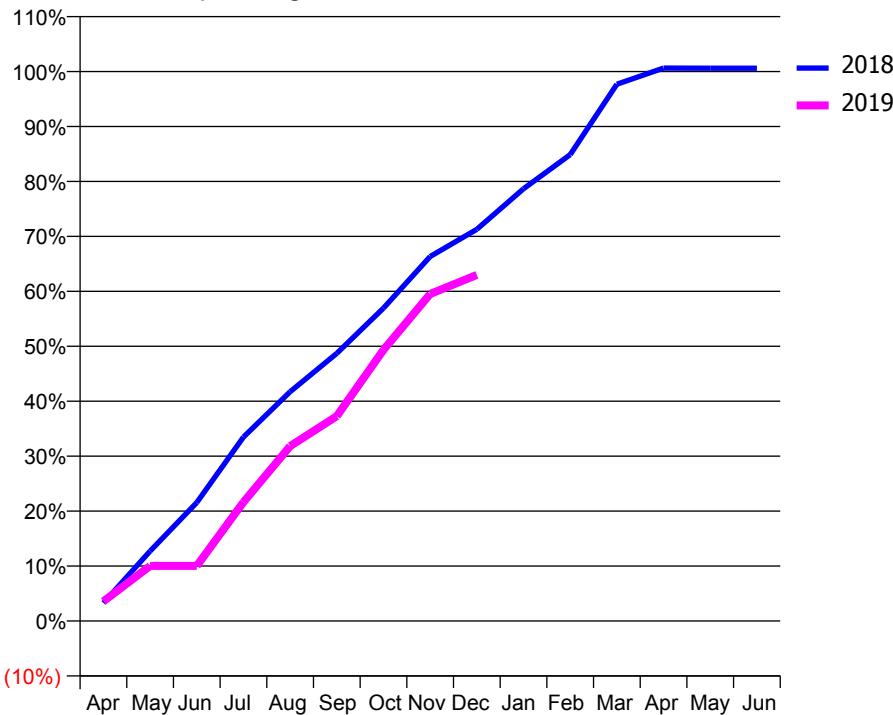
ACCESS*

Patients seen in 24 months	Total	Change since previous quarter
Quarter ending December 2017	5,070	
Quarter ending March 2018	5,211	↑
Quarter ending June 2018	4,956	↓
Quarter ending September 2018	5,052	→
Quarter ending December 2018	5,098	→
Variance since December 2017	0.6%	→



ACTIVITY

Cumulative percentage of contracted UDA delivered 2018 & 2019



Month	Adjusted Scheduled Activity (UDA)	
	2018	2019
April	434	502
May	1,682	1,405
June	2,850	1,405
July	4,423	3,028
August	5,513	4,455
September	6,435	5,220
October	7,523	6,910
November	8,763	8,333
December	9,417	8,819
January	10,392	
February	11,213	
March	12,905	
April	13,293	
May	13,291	
June	13,291	

QUALITY

	Quantity	Base Number	Contract	AT	Region	England
% of FP17s for the same patient ID Re-attending within 3 months - Children	45	952	4.7%	10.7%	11.8%	11.8%
% of FP17s for the same patient ID Re-attending within 3 months - Adults	229	2,603	8.8%	15.9%	16.7%	15.6%
% of FP17s for the same patient ID Re-attending between 3 & 9 months - Children	327	952	34.3%	44.8%	48.6%	58.8%
% of FP17s for the same patient ID Re-attending between 3 & 9 months - Adults	866	2,603	33.3%	37.0%	39.1%	51.0%
% of FP17s for Band 1 Urgent Courses	201	3,389	5.9%	10.9%	10.6%	9.0%
% of FP17s Relating to Free Repair or Replacements	27	3,389	0.8%	0.5%	0.5%	0.8%
% of FP17s Relating to Continuations	5	3,389	0.1%	0.7%	0.7%	0.9%
% of Patients satisfied with the dentistry they have received	0	0	N/A	90.9%	90.2%	93.2%
% of Patients satisfied with the time they had to wait for an appointment	0	0	N/A	82.1%	85.0%	88.3%

* This is based on patients treated on this contract for their most recent course of treatment. Figures in italics indicate the base number of FP17s or Patient Questionnaire responses are less than 100. N/A is shown where the base number of responses is less than 10 during the period. % is calculated as Quantity/Base number*100

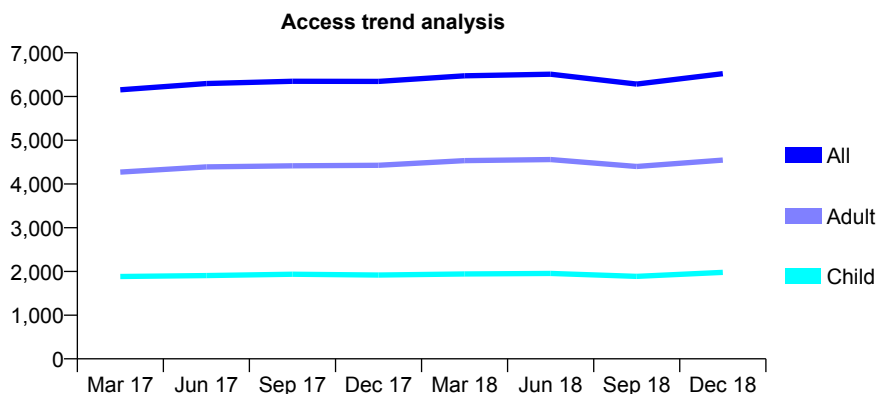
Q61 - Vital Signs At a Glance Contract Report for 194069/0001 - December 2018

Name or company name	Bluebell Dental Practice
Contract type name	GDS Contract
Purpose of contract	General
Contract start date	01/11/2007
Contract end date	

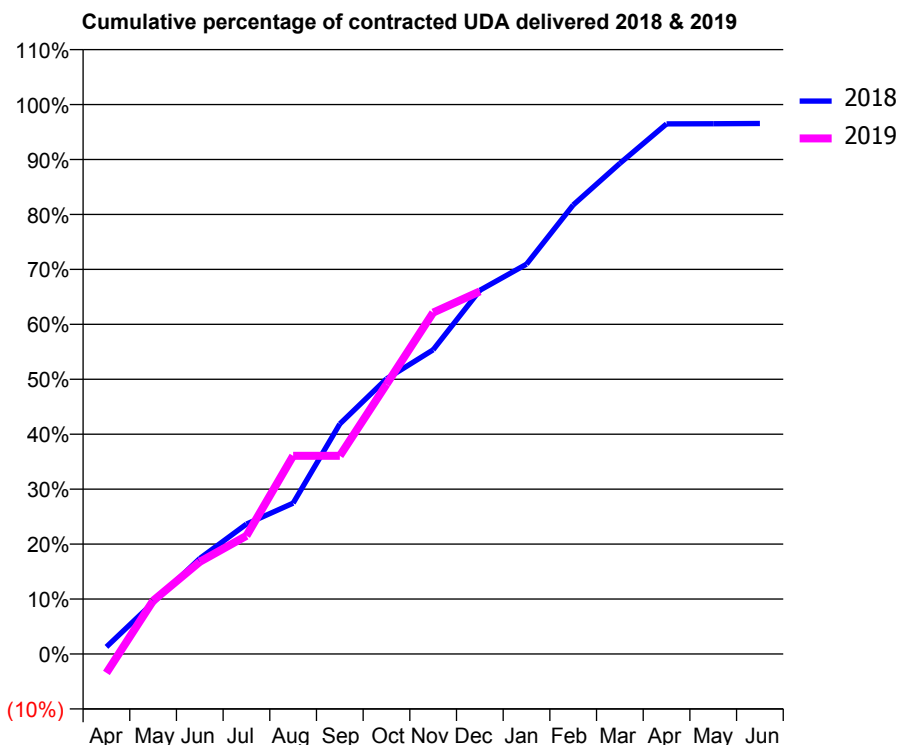
18/19 Contracted general activity (UDA)	11,460
Carry forward general activity (UDA)	396
18/19 Contracted orthodontic activity (UOA)	0
Carry forward orthodontic activity (UOA)	0
Baseline contract value	£320,914.01

ACCESS*

Patients seen in 24 months	Total	Change since previous quarter
Quarter ending December 2017	6,345	
Quarter ending March 2018	6,473	↑
Quarter ending June 2018	6,511	→
Quarter ending September 2018	6,286	↓
Quarter ending December 2018	6,524	↑
Variance since December 2017	2.8%	↑



ACTIVITY



Month	Adjusted Scheduled Activity (UDA)	
	2018	2019
April	149	-396
May	1,073	1,110
June	1,992	1,924
July	2,711	2,465
August	3,147	4,134
September	4,799	4,134
October	5,737	5,625
November	6,345	7,120
December	7,585	7,562
January	8,130	
February	9,366	
March	10,232	
April	11,055	
May	11,058	
June	11,064	

QUALITY

	Quantity	Base Number	Contract	AT	Region	England
% of FP17s for the same patient ID Re-attending within 3 months - Children	103	1,759	5.9%	10.7%	11.8%	11.8%
% of FP17s for the same patient ID Re-attending within 3 months - Adults	311	3,280	9.5%	15.9%	16.7%	15.6%
% of FP17s for the same patient ID Re-attending between 3 & 9 months - Children	743	1,759	42.2%	44.8%	48.6%	58.8%
% of FP17s for the same patient ID Re-attending between 3 & 9 months - Adults	981	3,280	29.9%	37.0%	39.1%	51.0%
% of FP17s for Band 1 Urgent Courses	363	4,603	7.9%	10.9%	10.6%	9.0%
% of FP17s Relating to Free Repair or Replacements	32	4,603	0.7%	0.5%	0.5%	0.8%
% of FP17s Relating to Continuations	3	4,603	0.1%	0.7%	0.7%	0.9%
% of Patients satisfied with the dentistry they have received	2	2	N/A	90.9%	90.2%	93.2%
% of Patients satisfied with the time they had to wait for an appointment	2	2	N/A	82.1%	85.0%	88.3%

* This is based on patients treated on this contract for their most recent course of treatment. Figures in italics indicate the base number of FP17s or Patient Questionnaire responses are less than 100. N/A is shown where the base number of responses is less than 10 during the period. % is calculated as Quantity/Base number*100

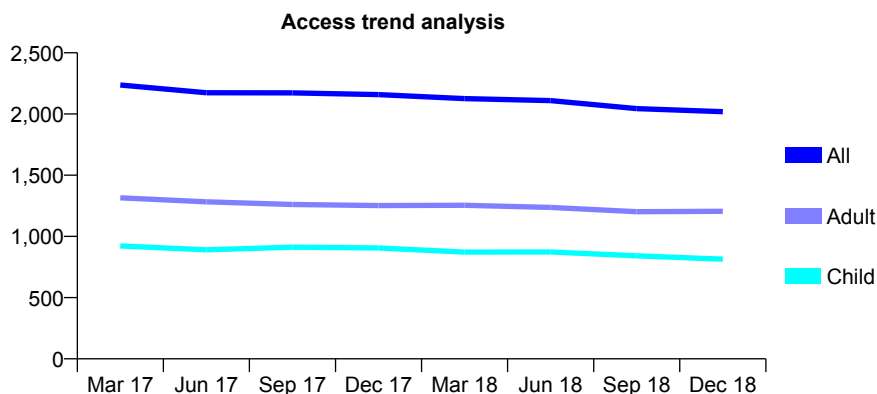
Q61 - Vital Signs At a Glance Contract Report for 194662/0001 - December 2018

Name or company name	Barkingside Dental Care Ltd
Contract type name	GDS Contract
Purpose of contract	General
Contract start date	01/05/2011
Contract end date	

18/19 Contracted general activity (UDA)	5,103
Carry forward general activity (UDA)	-15
18/19 Contracted orthodontic activity (UOA)	0
Carry forward orthodontic activity (UOA)	0
Baseline contract value	£136,380.56

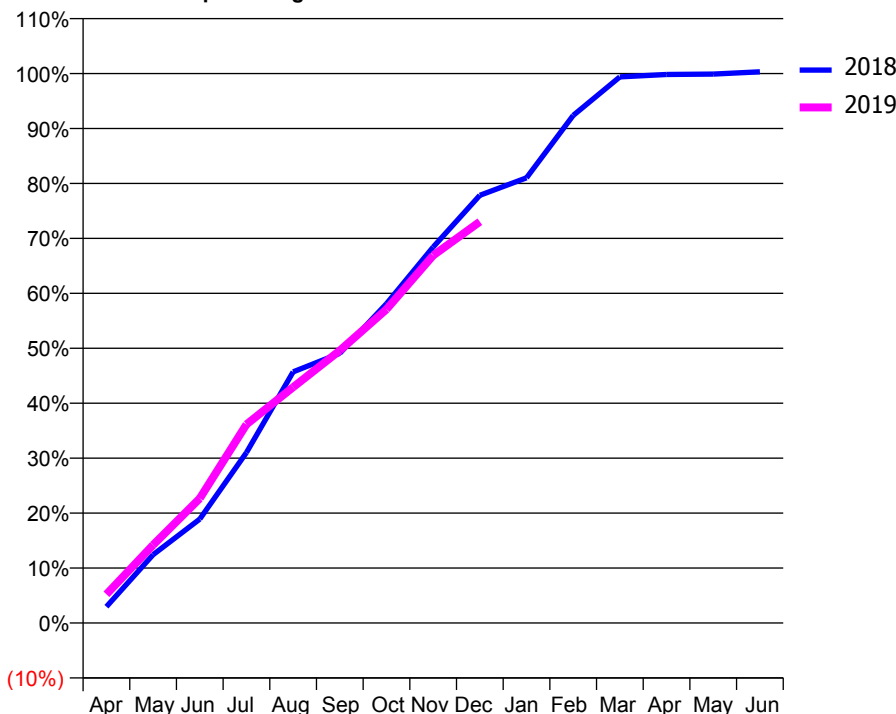
ACCESS*

Patients seen in 24 months	Total	Change since previous quarter
Quarter ending December 2017	2,158	
Quarter ending March 2018	2,126	↓
Quarter ending June 2018	2,110	→
Quarter ending September 2018	2,044	↓
Quarter ending December 2018	2,019	↓
Variance since December 2017	(6.4%)	↓



ACTIVITY

Cumulative percentage of contracted UDA delivered 2018 & 2019



Adjusted Scheduled Activity (UDA)		
Month	2018	2019
April	152	267
May	635	725
June	965	1,157
July	1,584	1,845
August	2,332	2,189
September	2,504	2,531
October	2,965	2,914
November	3,492	3,413
December	3,972	3,727
January	4,134	
February	4,714	
March	5,071	
April	5,093	
May	5,097	
June	5,118	

QUALITY

	Quantity	Base Number	Contract	AT	Region	England
% of FP17s for the same patient ID Re-attending within 3 months - Children	23	629	3.7%	10.7%	11.8%	11.8%
% of FP17s for the same patient ID Re-attending within 3 months - Adults	91	834	10.9%	15.9%	16.7%	15.6%
% of FP17s for the same patient ID Re-attending between 3 & 9 months - Children	268	629	42.6%	44.8%	48.6%	58.8%
% of FP17s for the same patient ID Re-attending between 3 & 9 months - Adults	291	834	34.9%	37.0%	39.1%	51.0%
% of FP17s for Band 1 Urgent Courses	59	1,428	4.1%	10.9%	10.6%	9.0%
% of FP17s Relating to Free Repair or Replacements	32	1,428	2.2%	0.5%	0.5%	0.8%
% of FP17s Relating to Continuations	9	1,428	0.6%	0.7%	0.7%	0.9%
% of Patients satisfied with the dentistry they have received	0	0	N/A	90.9%	90.2%	93.2%
% of Patients satisfied with the time they had to wait for an appointment	0	0	N/A	82.1%	85.0%	88.3%

* This is based on patients treated on this contract for their most recent course of treatment. Figures in italics indicate the base number of FP17s or Patient Questionnaire responses are less than 100. N/A is shown where the base number of responses is less than 10 during the period. % is calculated as Quantity/Base number*100

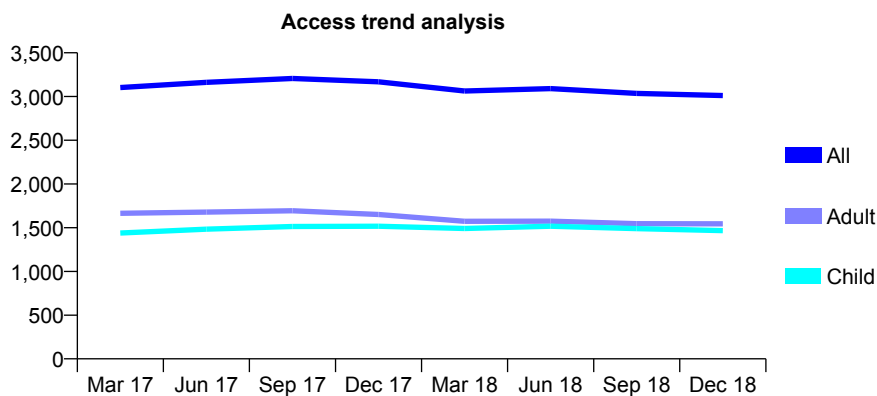
Q61 - Vital Signs At a Glance Contract Report for 195065/0001 - December 2018

Name or company name	Island Health Dental Practice
Contract type name	GDS Contract
Purpose of contract	General
Contract start date	15/10/2010
Contract end date	

18/19 Contracted general activity (UDA)	9,120
Carry forward general activity (UDA)	66
18/19 Contracted orthodontic activity (UOA)	0
Carry forward orthodontic activity (UOA)	0
Baseline contract value	£291,114.33

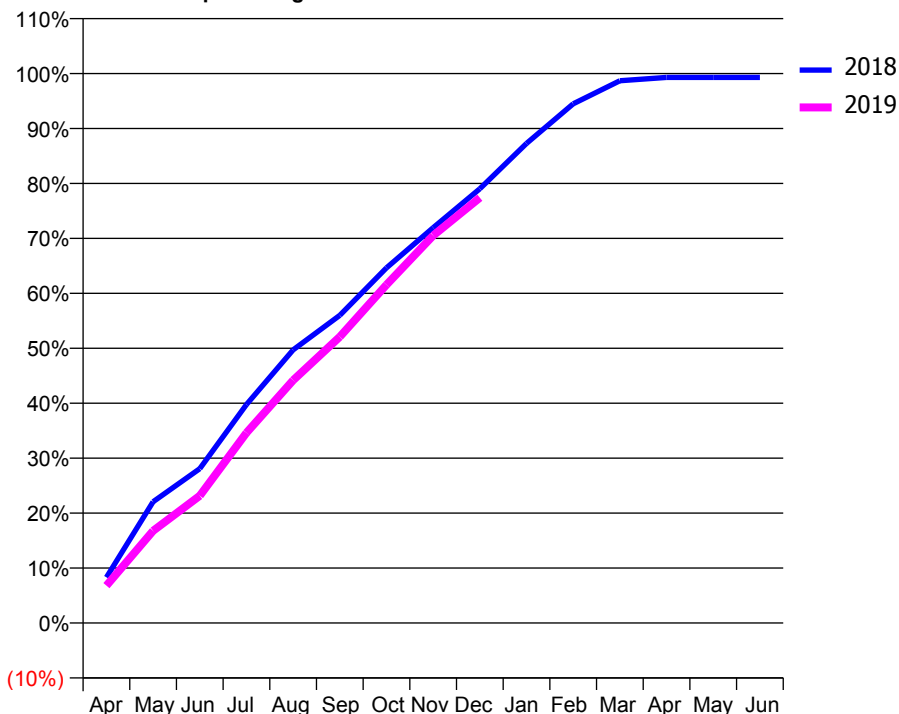
ACCESS*

Patients seen in 24 months	Total	Change since previous quarter
Quarter ending December 2017	3,168	
Quarter ending March 2018	3,063	↓
Quarter ending June 2018	3,091	→
Quarter ending September 2018	3,035	↓
Quarter ending December 2018	3,011	→
Variance since December 2017	(5.0%)	↓



ACTIVITY

Cumulative percentage of contracted UDA delivered 2018 & 2019



Month	Adjusted Scheduled Activity (UDA)	
	2018	2019
April	759	621
May	2,014	1,531
June	2,561	2,112
July	3,627	3,157
August	4,534	4,030
September	5,106	4,751
October	5,895	5,614
November	6,560	6,431
December	7,208	7,058
January	7,960	
February	8,617	
March	8,999	
April	9,054	
May	9,054	
June	9,054	

QUALITY

	Quantity	Base Number	Contract	AT	Region	England
% of FP17s for the same patient ID Re-attending within 3 months - Children	99	1,340	7.4%	10.7%	11.8%	11.8%
% of FP17s for the same patient ID Re-attending within 3 months - Adults	376	1,636	23.0%	15.9%	16.7%	15.6%
% of FP17s for the same patient ID Re-attending between 3 & 9 months - Children	583	1,340	43.5%	44.8%	48.6%	58.8%
% of FP17s for the same patient ID Re-attending between 3 & 9 months - Adults	628	1,636	38.4%	37.0%	39.1%	51.0%
% of FP17s for Band 1 Urgent Courses	415	2,938	14.1%	10.9%	10.6%	9.0%
% of FP17s Relating to Free Repair or Replacements	5	2,938	0.2%	0.5%	0.5%	0.8%
% of FP17s Relating to Continuations	0	2,938	0.0%	0.7%	0.7%	0.9%
% of Patients satisfied with the dentistry they have received	0	0	N/A	90.9%	90.2%	93.2%
% of Patients satisfied with the time they had to wait for an appointment	0	0	N/A	82.1%	85.0%	88.3%

* This is based on patients treated on this contract for their most recent course of treatment. Figures in italics indicate the base number of FP17s or Patient Questionnaire responses are less than 100. N/A is shown where the base number of responses is less than 10 during the period. % is calculated as Quantity/Base number*100

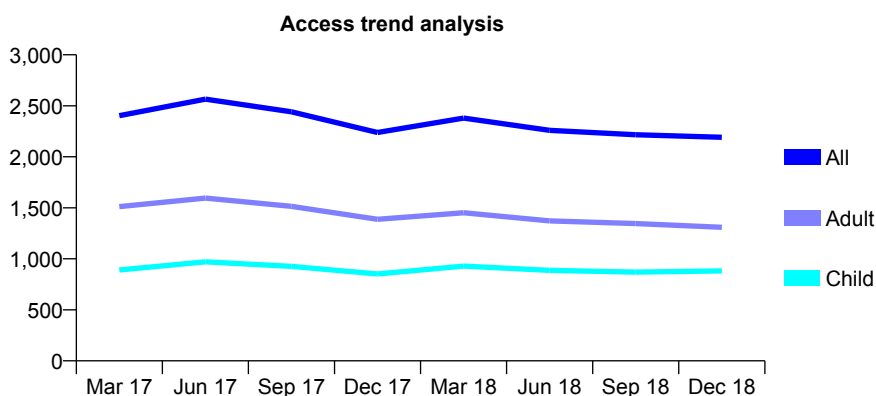
Q61 - Vital Signs At a Glance Contract Report for 196711/0001 - December 2018

Name or company name	Miss Chaudry & Dr M Siddique
Contract type name	GDS Contract
Purpose of contract	General
Contract start date	01/02/2012
Contract end date	

18/19 Contracted general activity (UDA)	6,879
Carry forward general activity (UDA)	-138
18/19 Contracted orthodontic activity (UOA)	0
Carry forward orthodontic activity (UOA)	0
Baseline contract value	£178,901.79

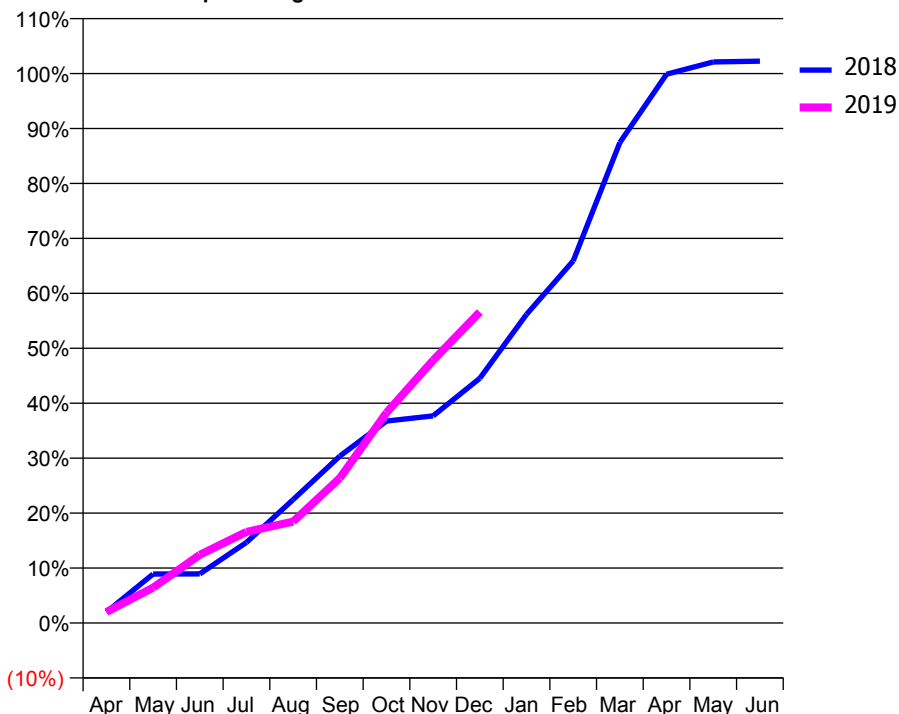
ACCESS*

Patients seen in 24 months	Total	Change since previous quarter
Quarter ending December 2017	2,238	
Quarter ending March 2018	2,380	↑
Quarter ending June 2018	2,259	↓
Quarter ending September 2018	2,216	↓
Quarter ending December 2018	2,191	↓
Variance since December 2017	(2.1%)	↓



ACTIVITY

Cumulative percentage of contracted UDA delivered 2018 & 2019



Month	Adjusted Scheduled Activity (UDA)	
	2018	2019
April	138	138
May	613	444
June	616	854
July	1,010	1,141
August	1,546	1,270
September	2,089	1,814
October	2,528	2,634
November	2,594	3,289
December	3,064	3,894
January	3,864	
February	4,534	
March	6,015	
April	6,870	
May	7,024	
June	7,034	

QUALITY

	Quantity	Base Number	Contract	AT	Region	England
% of FP17s for the same patient ID Re-attending within 3 months - Children	109	848	12.9%	10.7%	11.8%	11.8%
% of FP17s for the same patient ID Re-attending within 3 months - Adults	205	1,002	20.5%	15.9%	16.7%	15.6%
% of FP17s for the same patient ID Re-attending between 3 & 9 months - Children	377	848	44.5%	44.8%	48.6%	58.8%
% of FP17s for the same patient ID Re-attending between 3 & 9 months - Adults	224	1,002	22.4%	37.0%	39.1%	51.0%
% of FP17s for Band 1 Urgent Courses	217	1,475	14.7%	10.9%	10.6%	9.0%
% of FP17s Relating to Free Repair or Replacements	6	1,475	0.4%	0.5%	0.5%	0.8%
% of FP17s Relating to Continuations	10	1,475	0.7%	0.7%	0.7%	0.9%
% of Patients satisfied with the dentistry they have received	0	0	N/A	90.9%	90.2%	93.2%
% of Patients satisfied with the time they had to wait for an appointment	0	0	N/A	82.1%	85.0%	88.3%

* This is based on patients treated on this contract for their most recent course of treatment. Figures in italics indicate the base number of FP17s or Patient Questionnaire responses are less than 100. N/A is shown where the base number of responses is less than 10 during the period. % is calculated as Quantity/Base number*100

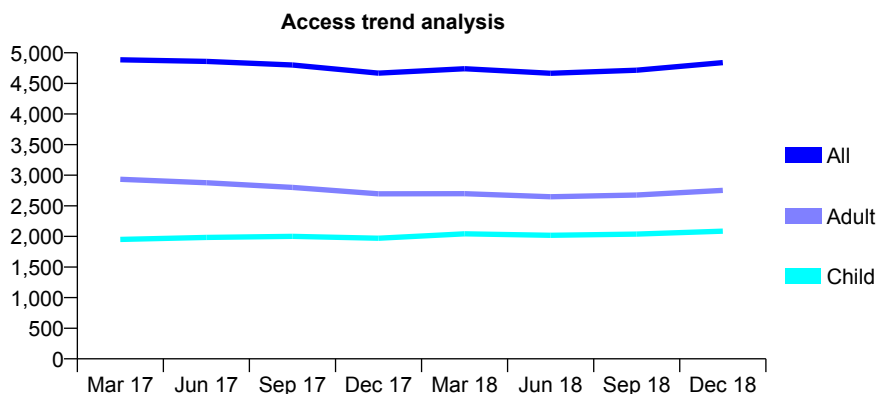
Q61 - Vital Signs At a Glance Contract Report for 196975/0001 - December 2018

Name or company name	Dental Art Studio
Contract type name	GDS Contract
Purpose of contract	General
Contract start date	01/10/2010
Contract end date	

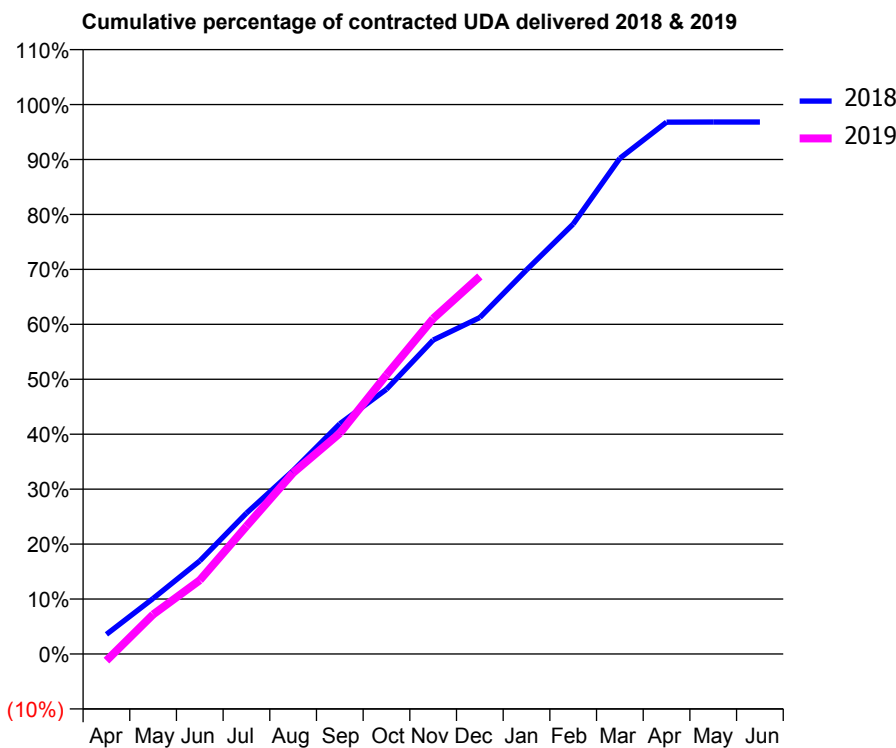
18/19 Contracted general activity (UDA)	11,429
Carry forward general activity (UDA)	363
18/19 Contracted orthodontic activity (UOA)	0
Carry forward orthodontic activity (UOA)	0
Baseline contract value	£322,321.05

ACCESS*

Patients seen in 24 months	Total	Change since previous quarter
Quarter ending December 2017	4,667	
Quarter ending March 2018	4,740	→
Quarter ending June 2018	4,666	↓
Quarter ending September 2018	4,715	→
Quarter ending December 2018	4,839	↑
Variance since December 2017	3.7%	↑



ACTIVITY



Month	Adjusted Scheduled Activity (UDA)	
	2018	2019
April	409	-140
May	1,154	823
June	1,937	1,534
July	2,929	2,659
August	3,814	3,768
September	4,789	4,591
October	5,507	5,805
November	6,531	6,977
December	6,999	7,853
January	7,990	
February	8,944	
March	10,309	
April	11,063	
May	11,065	
June	11,066	

QUALITY

	Quantity	Base Number	Contract	AT	Region	England
% of FP17s for the same patient ID Re-attending within 3 months - Children	155	2,065	7.5%	10.7%	11.8%	11.8%
% of FP17s for the same patient ID Re-attending within 3 months - Adults	267	2,158	12.4%	15.9%	16.7%	15.6%
% of FP17s for the same patient ID Re-attending between 3 & 9 months - Children	1,026	2,065	49.7%	44.8%	48.6%	58.8%
% of FP17s for the same patient ID Re-attending between 3 & 9 months - Adults	764	2,158	35.4%	37.0%	39.1%	51.0%
% of FP17s for Band 1 Urgent Courses	283	3,911	7.2%	10.9%	10.6%	9.0%
% of FP17s Relating to Free Repair or Replacements	8	3,911	0.2%	0.5%	0.5%	0.8%
% of FP17s Relating to Continuations	4	3,911	0.1%	0.7%	0.7%	0.9%
% of Patients satisfied with the dentistry they have received	2	2	N/A	90.9%	90.2%	93.2%
% of Patients satisfied with the time they had to wait for an appointment	2	2	N/A	82.1%	85.0%	88.3%

* This is based on patients treated on this contract for their most recent course of treatment. Figures in italics indicate the base number of FP17s or Patient Questionnaire responses are less than 100. N/A is shown where the base number of responses is less than 10 during the period. % is calculated as Quantity/Base number*100

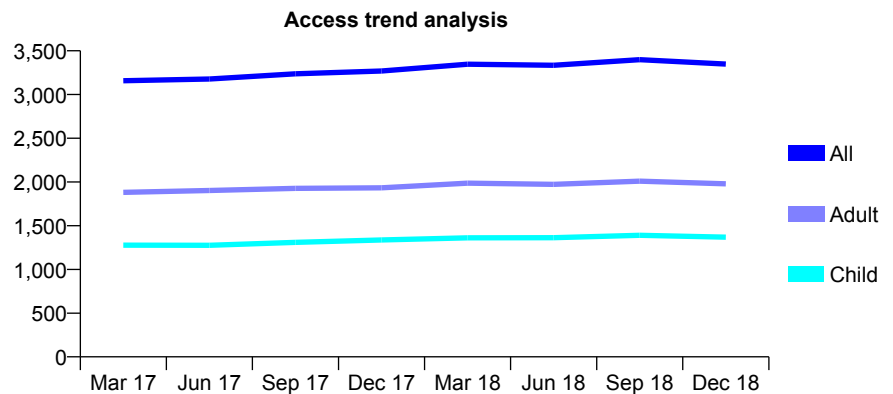
Q61 - Vital Signs At a Glance Contract Report for 197866/0001 - December 2018

Name or company name	Morris House Dental Surgery
Contract type name	GDS Contract
Purpose of contract	General
Contract start date	06/06/2014
Contract end date	

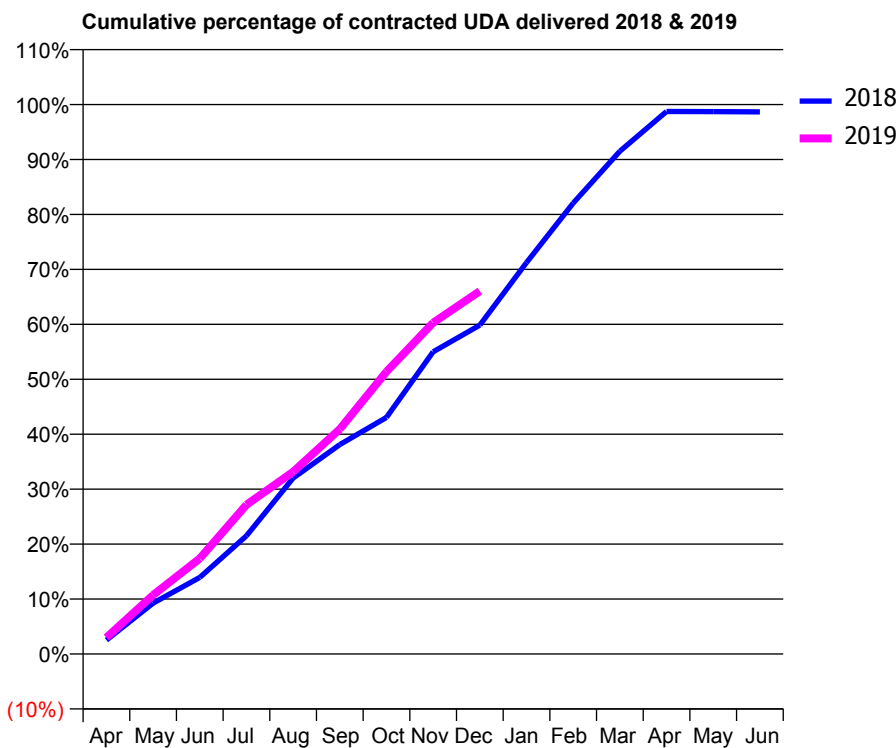
18/19 Contracted general activity (UDA)	10,306
Carry forward general activity (UDA)	139
18/19 Contracted orthodontic activity (UOA)	0
Carry forward orthodontic activity (UOA)	0
Baseline contract value	£332,576.49

ACCESS*

Patients seen in 24 months	Total	Change since previous quarter
Quarter ending December 2017	3,269	
Quarter ending March 2018	3,347	↑
Quarter ending June 2018	3,335	→
Quarter ending September 2018	3,399	→
Quarter ending December 2018	3,348	↓
Variance since December 2017	2.4%	↑



ACTIVITY



Month	Adjusted Scheduled Activity (UDA)	
	2018	2019
April	262	308
May	953	1,107
June	1,437	1,792
July	2,218	2,800
August	3,301	3,418
September	3,927	4,219
October	4,438	5,296
November	5,668	6,213
December	6,169	6,807
January	7,342	
February	8,458	
March	9,431	
April	10,174	
May	10,172	
June	10,167	

QUALITY

	Quantity	Base Number	Contract	AT	Region	England
% of FP17s for the same patient ID Re-attending within 3 months - Children	39	1,158	3.4%	10.7%	11.8%	11.8%
% of FP17s for the same patient ID Re-attending within 3 months - Adults	161	1,427	11.3%	15.9%	16.7%	15.6%
% of FP17s for the same patient ID Re-attending between 3 & 9 months - Children	496	1,158	42.8%	44.8%	48.6%	58.8%
% of FP17s for the same patient ID Re-attending between 3 & 9 months - Adults	474	1,427	33.2%	37.0%	39.1%	51.0%
% of FP17s for Band 1 Urgent Courses	151	2,417	6.2%	10.9%	10.6%	9.0%
% of FP17s Relating to Free Repair or Replacements	5	2,417	0.2%	0.5%	0.5%	0.8%
% of FP17s Relating to Continuations	0	2,417	0.0%	0.7%	0.7%	0.9%
% of Patients satisfied with the dentistry they have received	0	0	N/A	90.9%	90.2%	93.2%
% of Patients satisfied with the time they had to wait for an appointment	0	0	N/A	82.1%	85.0%	88.3%

* This is based on patients treated on this contract for their most recent course of treatment. Figures in italics indicate the base number of FP17s or Patient Questionnaire responses are less than 100. N/A is shown where the base number of responses is less than 10 during the period. % is calculated as Quantity/Base number*100

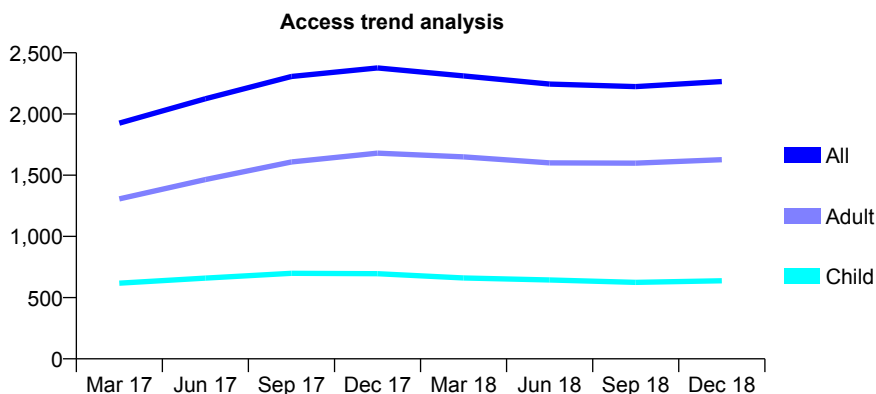
Q61 - Vital Signs At a Glance Contract Report for 198323/0001 - December 2018

Name or company name	Fowell and Lodhia and Dhuggal
Contract type name	GDS Contract
Purpose of contract	General
Contract start date	01/12/2015
Contract end date	

18/19 Contracted general activity (UDA)	6,262
Carry forward general activity (UDA)	22
18/19 Contracted orthodontic activity (UOA)	0
Carry forward orthodontic activity (UOA)	0
Baseline contract value	£216,517.92

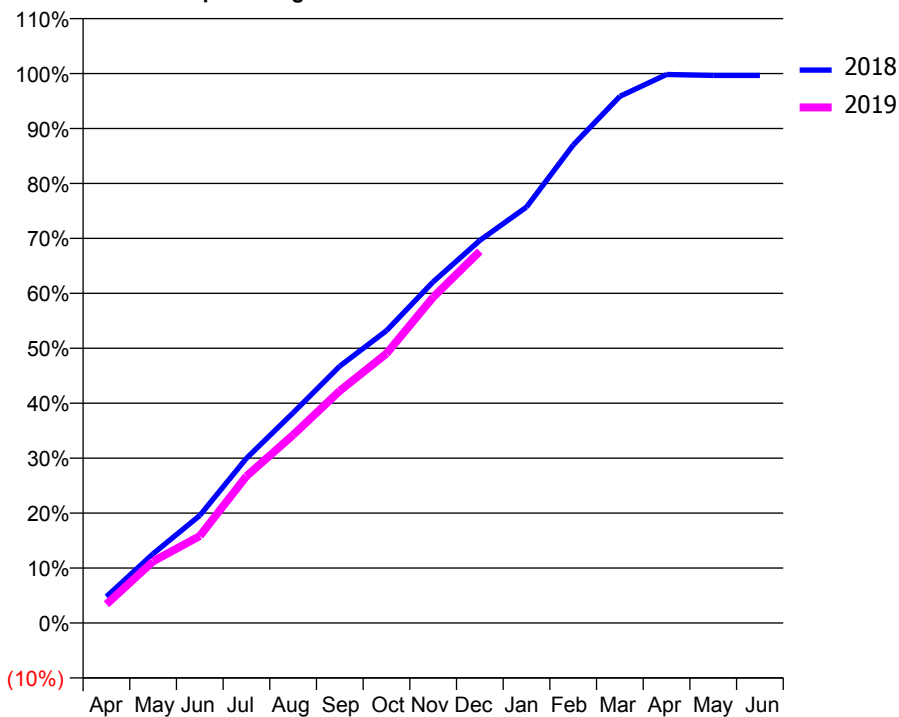
ACCESS*

Patients seen in 24 months	Total	Change since previous quarter
Quarter ending December 2017	2,376	
Quarter ending March 2018	2,311	↓
Quarter ending June 2018	2,245	↓
Quarter ending September 2018	2,224	→
Quarter ending December 2018	2,265	→
Variance since December 2017	(4.7%)	↓



ACTIVITY

Cumulative percentage of contracted UDA delivered 2018 & 2019



Month	Adjusted Scheduled Activity (UDA)	
	2018	2019
April	300	213
May	789	703
June	1,225	992
July	1,877	1,674
August	2,395	2,144
September	2,928	2,646
October	3,332	3,070
November	3,887	3,714
December	4,361	4,236
January	4,740	
February	5,447	
March	6,001	
April	6,251	
May	6,240	
June	6,240	

QUALITY

	Quantity	Base Number	Contract	AT	Region	England
% of FP17s for the same patient ID Re-attending within 3 months - Children	32	636	5.0%	10.7%	11.8%	11.8%
% of FP17s for the same patient ID Re-attending within 3 months - Adults	143	1,349	10.6%	15.9%	16.7%	15.6%
% of FP17s for the same patient ID Re-attending between 3 & 9 months - Children	345	636	54.2%	44.8%	48.6%	58.8%
% of FP17s for the same patient ID Re-attending between 3 & 9 months - Adults	588	1,349	43.6%	37.0%	39.1%	51.0%
% of FP17s for Band 1 Urgent Courses	134	1,873	7.2%	10.9%	10.6%	9.0%
% of FP17s Relating to Free Repair or Replacements	11	1,873	0.6%	0.5%	0.5%	0.8%
% of FP17s Relating to Continuations	10	1,873	0.5%	0.7%	0.7%	0.9%
% of Patients satisfied with the dentistry they have received	0	0	N/A	90.9%	90.2%	93.2%
% of Patients satisfied with the time they had to wait for an appointment	0	0	N/A	82.1%	85.0%	88.3%

* This is based on patients treated on this contract for their most recent course of treatment. Figures in italics indicate the base number of FP17s or Patient Questionnaire responses are less than 100. N/A is shown where the base number of responses is less than 10 during the period. % is calculated as Quantity/Base number*100

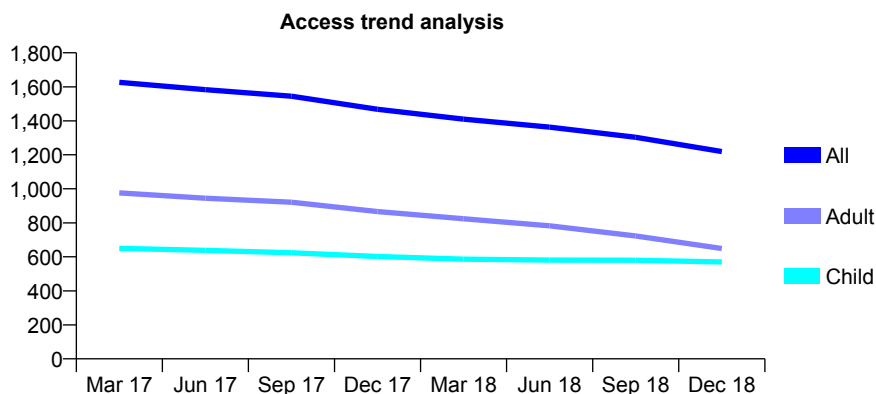
Q61 - Vital Signs At a Glance Contract Report for 198455/0001 - December 2018

Name or company name	Cambridge Park Dental Practice
Contract type name	GDS Contract
Purpose of contract	General
Contract start date	01/06/2008
Contract end date	

18/19 Contracted general activity (UDA)	4,037
Carry forward general activity (UDA)	13
18/19 Contracted orthodontic activity (UOA)	0
Carry forward orthodontic activity (UOA)	0
Baseline contract value	£112,514.48

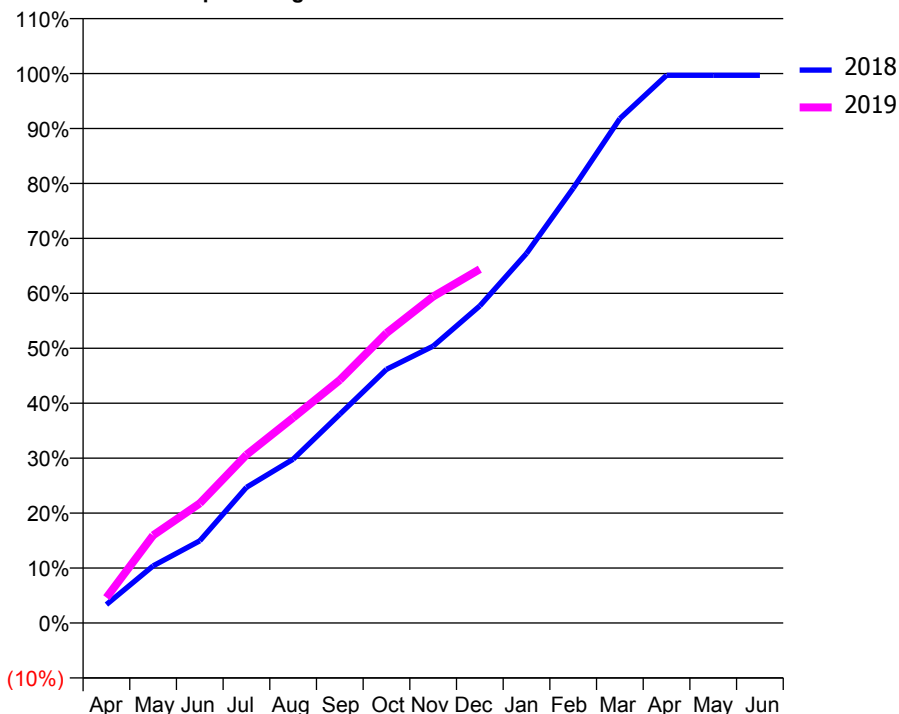
ACCESS*

Patients seen in 24 months	Total	Change since previous quarter
Quarter ending December 2017	1,468	
Quarter ending March 2018	1,410	↓
Quarter ending June 2018	1,363	↓
Quarter ending September 2018	1,303	↓
Quarter ending December 2018	1,219	↓
Variance since December 2017	(17.0%)	↓



ACTIVITY

Cumulative percentage of contracted UDA delivered 2018 & 2019



Month	Adjusted Scheduled Activity (UDA)	
	2018	2019
April	135	186
May	420	644
June	604	879
July	996	1,236
August	1,203	1,508
September	1,534	1,786
October	1,864	2,131
November	2,034	2,398
December	2,330	2,599
January	2,715	
February	3,194	
March	3,706	
April	4,024	
May	4,024	
June	4,024	

QUALITY

	Quantity	Base Number	Contract	AT	Region	England
% of FP17s for the same patient ID Re-attending within 3 months - Children	54	592	9.1%	10.7%	11.8%	11.8%
% of FP17s for the same patient ID Re-attending within 3 months - Adults	45	372	12.1%	15.9%	16.7%	15.6%
% of FP17s for the same patient ID Re-attending between 3 & 9 months - Children	298	592	50.3%	44.8%	48.6%	58.8%
% of FP17s for the same patient ID Re-attending between 3 & 9 months - Adults	188	372	50.5%	37.0%	39.1%	51.0%
% of FP17s for Band 1 Urgent Courses	86	838	10.3%	10.9%	10.6%	9.0%
% of FP17s Relating to Free Repair or Replacements	4	838	0.5%	0.5%	0.5%	0.8%
% of FP17s Relating to Continuations	0	838	0.0%	0.7%	0.7%	0.9%
% of Patients satisfied with the dentistry they have received	0	0	N/A	90.9%	90.2%	93.2%
% of Patients satisfied with the time they had to wait for an appointment	0	0	N/A	82.1%	85.0%	88.3%

* This is based on patients treated on this contract for their most recent course of treatment. Figures in italics indicate the base number of FP17s or Patient Questionnaire responses are less than 100. N/A is shown where the base number of responses is less than 10 during the period. % is calculated as Quantity/Base number*100

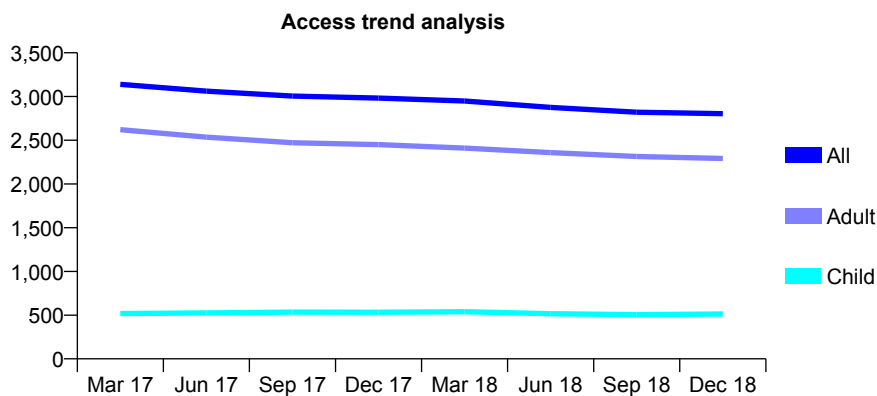
Q61 - Vital Signs At a Glance Contract Report for 198579/0001 - December 2018

Name or company name	MP Wong & Associates
Contract type name	GDS Contract
Purpose of contract	General
Contract start date	18/08/2014
Contract end date	

18/19 Contracted general activity (UDA)	8,716
Carry forward general activity (UDA)	-159
18/19 Contracted orthodontic activity (UOA)	0
Carry forward orthodontic activity (UOA)	0
Baseline contract value	£245,435.04

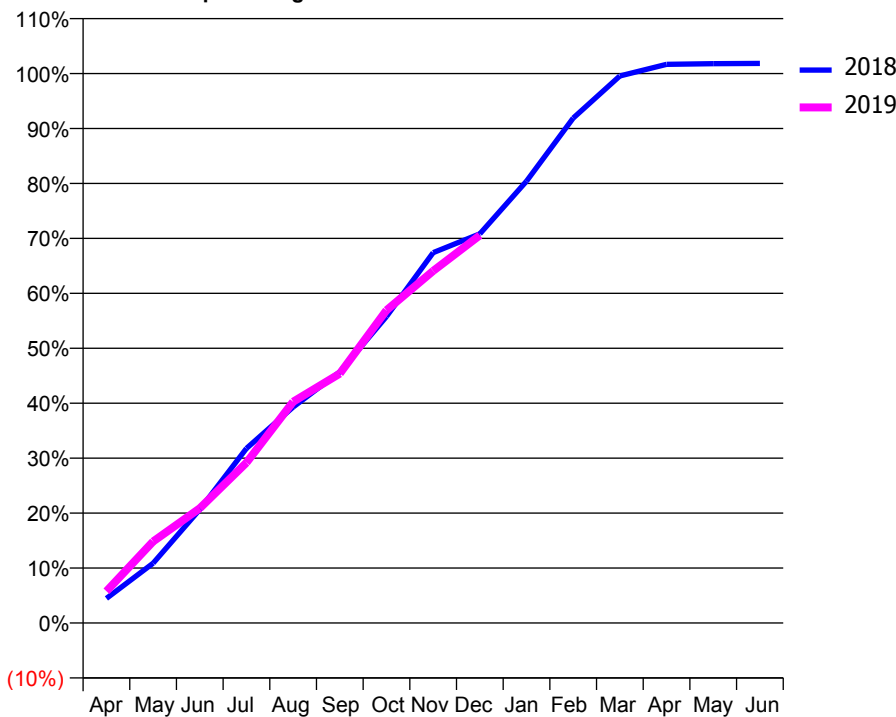
ACCESS*

Patients seen in 24 months	Total	Change since previous quarter
Quarter ending December 2017	2,983	
Quarter ending March 2018	2,949	↓
Quarter ending June 2018	2,875	↓
Quarter ending September 2018	2,820	↓
Quarter ending December 2018	2,804	→
Variance since December 2017	(6.0%)	↓



ACTIVITY

Cumulative percentage of contracted UDA delivered 2018 & 2019



Month	Adjusted Scheduled Activity (UDA)	
	2018	2019
April	390	505
May	949	1,294
June	1,801	1,819
July	2,769	2,543
August	3,426	3,509
September	3,983	3,956
October	4,862	4,960
November	5,875	5,586
December	6,173	6,150
January	7,008	
February	8,008	
March	8,677	
April	8,861	
May	8,871	
June	8,875	

QUALITY

	Quantity	Base Number	Contract	AT	Region	England
% of FP17s for the same patient ID Re-attending within 3 months - Children	19	362	5.2%	10.7%	11.8%	11.8%
% of FP17s for the same patient ID Re-attending within 3 months - Adults	125	1,675	7.5%	15.9%	16.7%	15.6%
% of FP17s for the same patient ID Re-attending between 3 & 9 months - Children	109	362	30.1%	44.8%	48.6%	58.8%
% of FP17s for the same patient ID Re-attending between 3 & 9 months - Adults	465	1,675	27.8%	37.0%	39.1%	51.0%
% of FP17s for Band 1 Urgent Courses	145	1,962	7.4%	10.9%	10.6%	9.0%
% of FP17s Relating to Free Repair or Replacements	7	1,962	0.4%	0.5%	0.5%	0.8%
% of FP17s Relating to Continuations	21	1,962	1.1%	0.7%	0.7%	0.9%
% of Patients satisfied with the dentistry they have received	2	2	N/A	90.9%	90.2%	93.2%
% of Patients satisfied with the time they had to wait for an appointment	1	2	N/A	82.1%	85.0%	88.3%

* This is based on patients treated on this contract for their most recent course of treatment. Figures in italics indicate the base number of FP17s or Patient Questionnaire responses are less than 100. N/A is shown where the base number of responses is less than 10 during the period. % is calculated as Quantity/Base number*100

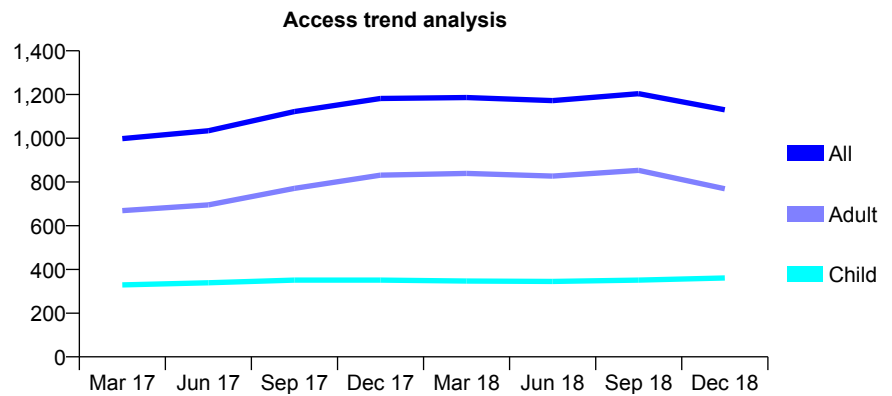
Q61 - Vital Signs At a Glance Contract Report for 198676/0001 - December 2018

Name or company name	Mrs Priya Shah and Mr Punit Shah
Contract type name	GDS Contract
Purpose of contract	General
Contract start date	01/05/2014
Contract end date	

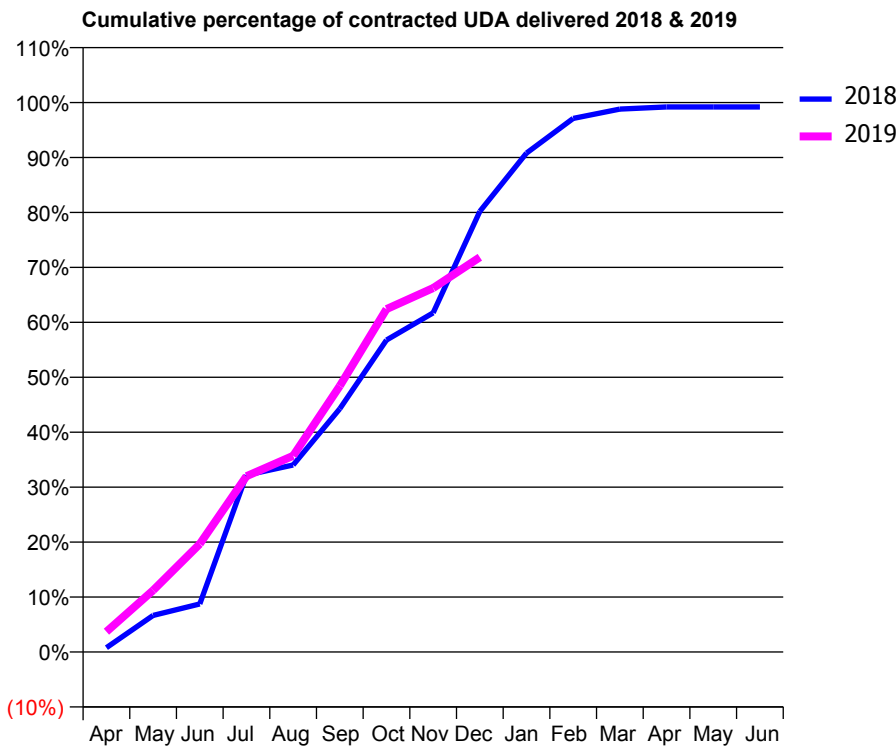
18/19 Contracted general activity (UDA)	1,785
Carry forward general activity (UDA)	15
18/19 Contracted orthodontic activity (UOA)	0
Carry forward orthodontic activity (UOA)	0
Baseline contract value	£49,827.86

ACCESS*

Patients seen in 24 months	Total	Change since previous quarter
Quarter ending December 2017	1,182	
Quarter ending March 2018	1,186	→
Quarter ending June 2018	1,172	↓
Quarter ending September 2018	1,204	↑
Quarter ending December 2018	1,130	↓
Variance since December 2017	(4.4%)	↓



ACTIVITY



Month	Adjusted Scheduled Activity (UDA)	
	2018	2019
April	14	66
May	119	200
June	156	351
July	575	571
August	607	638
September	790	864
October	1,013	1,114
November	1,102	1,182
December	1,432	1,283
January	1,621	
February	1,733	
March	1,764	
April	1,770	
May	1,770	
June	1,770	

QUALITY

	Quantity	Base Number	Contract	AT	Region	England
% of FP17s for the same patient ID Re-attending within 3 months - Children	17	286	5.9%	10.7%	11.8%	11.8%
% of FP17s for the same patient ID Re-attending within 3 months - Adults	40	363	11.0%	15.9%	16.7%	15.6%
% of FP17s for the same patient ID Re-attending between 3 & 9 months - Children	104	286	36.4%	44.8%	48.6%	58.8%
% of FP17s for the same patient ID Re-attending between 3 & 9 months - Adults	54	363	14.9%	37.0%	39.1%	51.0%
% of FP17s for Band 1 Urgent Courses	64	645	9.9%	10.9%	10.6%	9.0%
% of FP17s Relating to Free Repair or Replacements	0	645	0.0%	0.5%	0.5%	0.8%
% of FP17s Relating to Continuations	4	645	0.6%	0.7%	0.7%	0.9%
% of Patients satisfied with the dentistry they have received	0	0	N/A	90.9%	90.2%	93.2%
% of Patients satisfied with the time they had to wait for an appointment	0	0	N/A	82.1%	85.0%	88.3%

* This is based on patients treated on this contract for their most recent course of treatment. Figures in italics indicate the base number of FP17s or Patient Questionnaire responses are less than 100. N/A is shown where the base number of responses is less than 10 during the period. % is calculated as Quantity/Base number*100

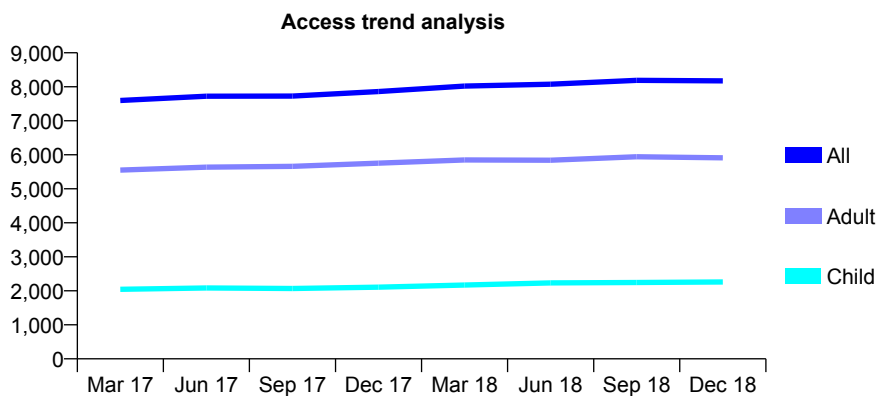
Q61 - Vital Signs At a Glance Contract Report for 198781/0001 - December 2018

Name or company name	Orchard Road (DS) Limited
Contract type name	GDS Contract
Purpose of contract	General
Contract start date	01/08/2011
Contract end date	

18/19 Contracted general activity (UDA)	23,607
Carry forward general activity (UDA)	0
18/19 Contracted orthodontic activity (UOA)	0
Carry forward orthodontic activity (UOA)	0
Baseline contract value	£698,261.65

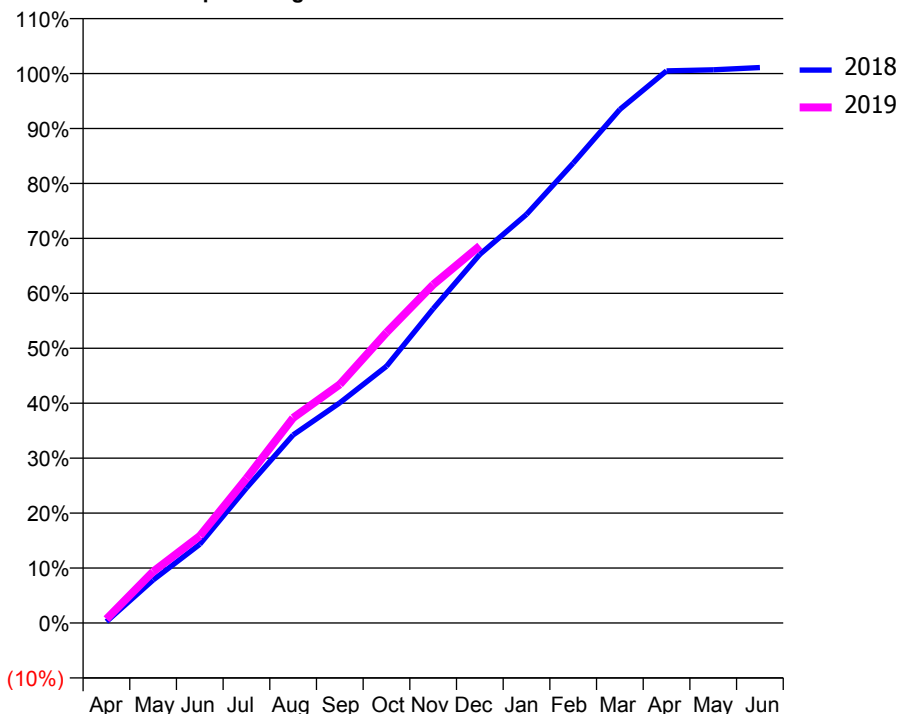
ACCESS*

Patients seen in 24 months	Total	Change since previous quarter
Quarter ending December 2017	7,861	
Quarter ending March 2018	8,020	↑
Quarter ending June 2018	8,075	→
Quarter ending September 2018	8,191	→
Quarter ending December 2018	8,173	→
Variance since December 2017	4.0%	↑



ACTIVITY

Cumulative percentage of contracted UDA delivered 2018 & 2019



Month	Adjusted Scheduled Activity (UDA)	
	2018	2019
April	60	168
May	1,845	2,210
June	3,380	3,735
July	5,801	6,214
August	8,080	8,812
September	9,462	10,252
October	11,033	12,477
November	13,500	14,537
December	15,837	16,204
January	17,558	
February	19,758	
March	22,065	
April	23,718	
May	23,766	
June	23,861	

QUALITY

	Quantity	Base Number	Contract	AT	Region	England
% of FP17s for the same patient ID Re-attending within 3 months - Children	157	1,891	8.3%	10.7%	11.8%	11.8%
% of FP17s for the same patient ID Re-attending within 3 months - Adults	888	4,886	18.2%	15.9%	16.7%	15.6%
% of FP17s for the same patient ID Re-attending between 3 & 9 months - Children	622	1,891	32.9%	44.8%	48.6%	58.8%
% of FP17s for the same patient ID Re-attending between 3 & 9 months - Adults	1,468	4,886	30.0%	37.0%	39.1%	51.0%
% of FP17s for Band 1 Urgent Courses	871	6,211	14.0%	10.9%	10.6%	9.0%
% of FP17s Relating to Free Repair or Replacements	21	6,211	0.3%	0.5%	0.5%	0.8%
% of FP17s Relating to Continuations	143	6,211	2.3%	0.7%	0.7%	0.9%
% of Patients satisfied with the dentistry they have received	1	1	N/A	90.9%	90.2%	93.2%
% of Patients satisfied with the time they had to wait for an appointment	1	1	N/A	82.1%	85.0%	88.3%

* This is based on patients treated on this contract for their most recent course of treatment. Figures in italics indicate the base number of FP17s or Patient Questionnaire responses are less than 100. N/A is shown where the base number of responses is less than 10 during the period. % is calculated as Quantity/Base number*100

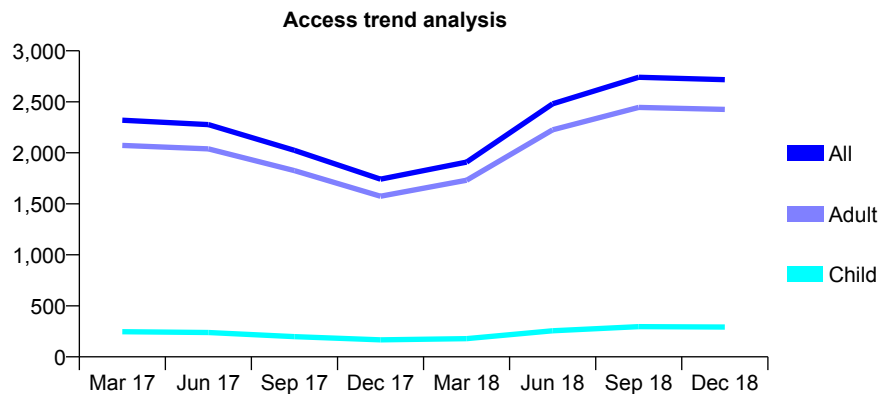
Q61 - Vital Signs At a Glance Contract Report for 199400/0001 - December 2018

Name or company name	Drs D & J Levenstein
Contract type name	GDS Contract
Purpose of contract	General
Contract start date	01/12/2011
Contract end date	

18/19 Contracted general activity (UDA)	6,501
Carry forward general activity (UDA)	0
18/19 Contracted orthodontic activity (UOA)	0
Carry forward orthodontic activity (UOA)	0
Baseline contract value	£212,136.57

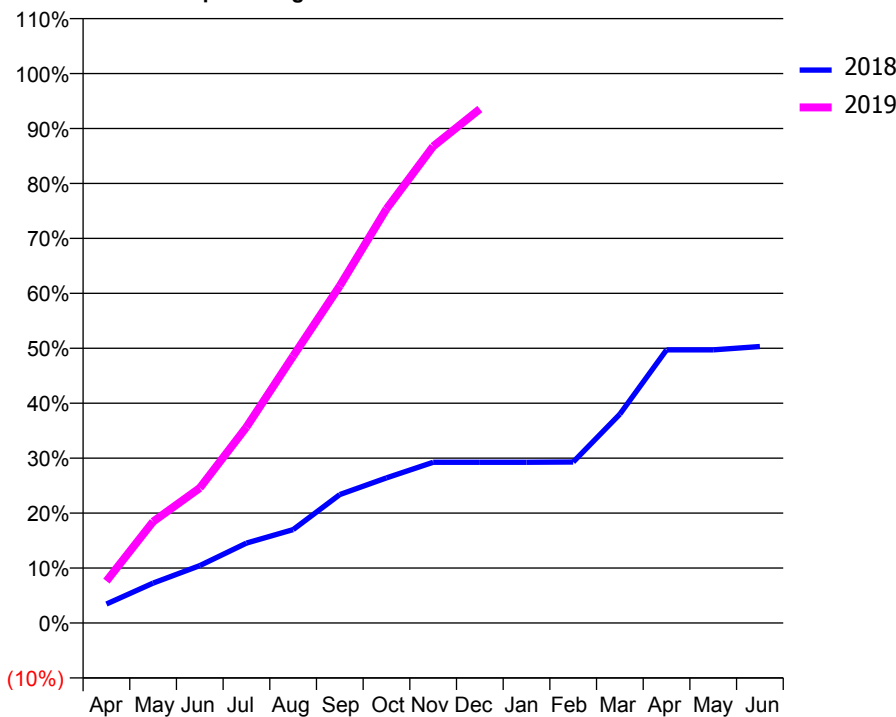
ACCESS*

Patients seen in 24 months	Total	Change since previous quarter
Quarter ending December 2017	1,742	
Quarter ending March 2018	1,909	↑
Quarter ending June 2018	2,480	↑
Quarter ending September 2018	2,741	↑
Quarter ending December 2018	2,717	→
Variance since December 2017	56.0%	↑



ACTIVITY

Cumulative percentage of contracted UDA delivered 2018 & 2019



Month	Adjusted Scheduled Activity (UDA)	
	2018	2019
April	225	497
May	472	1,200
June	679	1,597
July	946	2,318
August	1,106	3,158
September	1,520	3,988
October	1,718	4,899
November	1,902	5,639
December	1,902	6,081
January	1,902	
February	1,905	
March	2,471	
April	3,232	
May	3,232	
June	3,271	

QUALITY

	Quantity	Base Number	Contract	AT	Region	England
% of FP17s for the same patient ID Re-attending within 3 months - Children	20	358	5.6%	10.7%	11.8%	11.8%
% of FP17s for the same patient ID Re-attending within 3 months - Adults	306	2,683	11.4%	15.9%	16.7%	15.6%
% of FP17s for the same patient ID Re-attending between 3 & 9 months - Children	84	358	23.5%	44.8%	48.6%	58.8%
% of FP17s for the same patient ID Re-attending between 3 & 9 months - Adults	458	2,683	17.1%	37.0%	39.1%	51.0%
% of FP17s for Band 1 Urgent Courses	475	2,004	23.7%	10.9%	10.6%	9.0%
% of FP17s Relating to Free Repair or Replacements	20	2,004	1.0%	0.5%	0.5%	0.8%
% of FP17s Relating to Continuations	18	2,004	0.9%	0.7%	0.7%	0.9%
% of Patients satisfied with the dentistry they have received	0	0	N/A	90.9%	90.2%	93.2%
% of Patients satisfied with the time they had to wait for an appointment	0	0	N/A	82.1%	85.0%	88.3%

* This is based on patients treated on this contract for their most recent course of treatment. Figures in italics indicate the base number of FP17s or Patient Questionnaire responses are less than 100. N/A is shown where the base number of responses is less than 10 during the period. % is calculated as Quantity/Base number*100

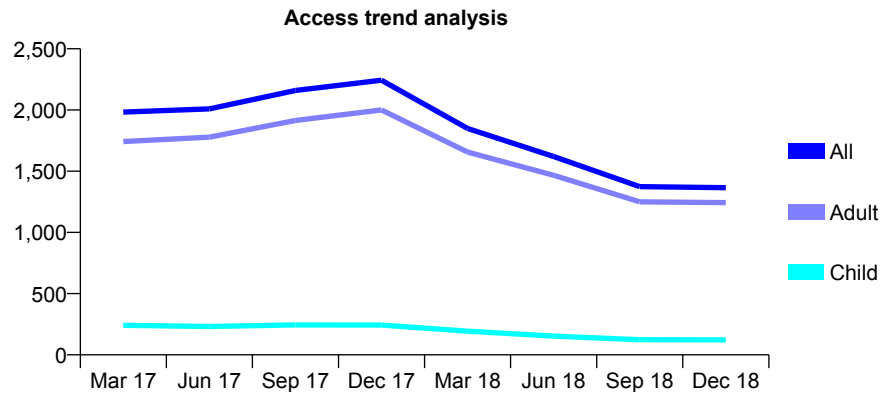
Q61 - Vital Signs At a Glance Contract Report for 199400/0002 - December 2018

Name or company name	Drs D & J Levenstein
Contract type name	PDS Contract
Purpose of contract	General
Contract start date	01/04/2012
Contract end date	31/03/2022

18/19 Contracted general activity (UDA)	5,249
Carry forward general activity (UDA)	0
18/19 Contracted orthodontic activity (UOA)	0
Carry forward orthodontic activity (UOA)	0
Baseline contract value	£222,888.42

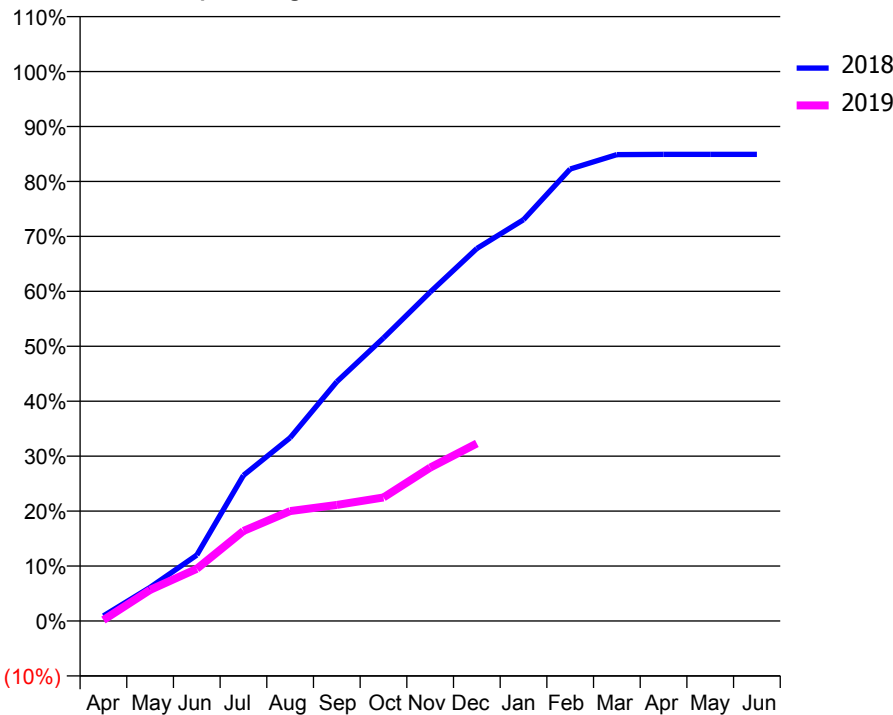
ACCESS*

Patients seen in 24 months	Total	Change since previous quarter
Quarter ending December 2017	2,243	
Quarter ending March 2018	1,849	↓
Quarter ending June 2018	1,620	↓
Quarter ending September 2018	1,374	↓
Quarter ending December 2018	1,366	→
Variance since December 2017	(39.1%)	↓



ACTIVITY

Cumulative percentage of contracted UDA delivered 2018 & 2019



Month	Adjusted Scheduled Activity (UDA)	
	2018	2019
April	49	9
May	322	298
June	630	499
July	1,392	861
August	1,751	1,050
September	2,286	1,109
October	2,704	1,180
November	3,141	1,466
December	3,558	1,697
January	3,833	
February	4,318	
March	4,455	
April	4,458	
May	4,458	
June	4,458	

QUALITY

	Quantity	Base Number	Contract	AT	Region	England
% of FP17s for the same patient ID Re-attending within 3 months - Children	1	94	1.1%	10.7%	11.8%	11.8%
% of FP17s for the same patient ID Re-attending within 3 months - Adults	68	742	9.2%	15.9%	16.7%	15.6%
% of FP17s for the same patient ID Re-attending between 3 & 9 months - Children	13	94	13.8%	44.8%	48.6%	58.8%
% of FP17s for the same patient ID Re-attending between 3 & 9 months - Adults	114	742	15.4%	37.0%	39.1%	51.0%
% of FP17s for Band 1 Urgent Courses	393	835	47.1%	10.9%	10.6%	9.0%
% of FP17s Relating to Free Repair or Replacements	5	835	0.6%	0.5%	0.5%	0.8%
% of FP17s Relating to Continuations	9	835	1.1%	0.7%	0.7%	0.9%
% of Patients satisfied with the dentistry they have received	0	0	N/A	90.9%	90.2%	93.2%
% of Patients satisfied with the time they had to wait for an appointment	0	0	N/A	82.1%	85.0%	88.3%

* This is based on patients treated on this contract for their most recent course of treatment. Figures in italics indicate the base number of FP17s or Patient Questionnaire responses are less than 100. N/A is shown where the base number of responses is less than 10 during the period. % is calculated as Quantity/Base number*100

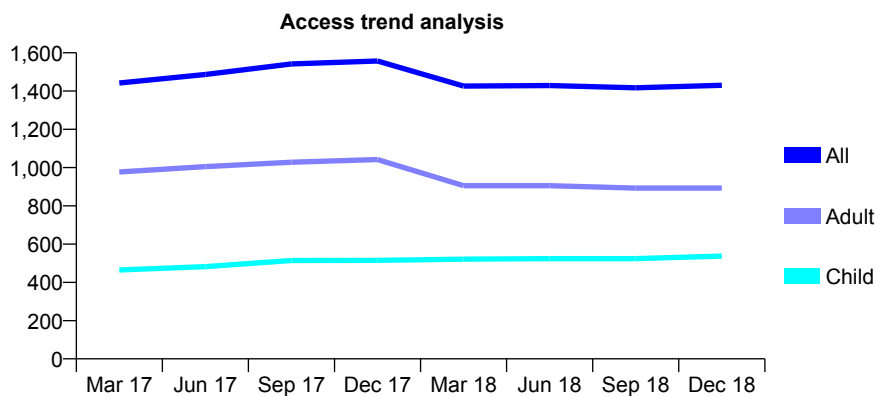
Q61 - Vital Signs At a Glance Contract Report for 199478/0001 - December 2018

Name or company name	Mr M Siddiqui & Ms S Sheikh
Contract type name	GDS Contract
Purpose of contract	General
Contract start date	01/02/2012
Contract end date	

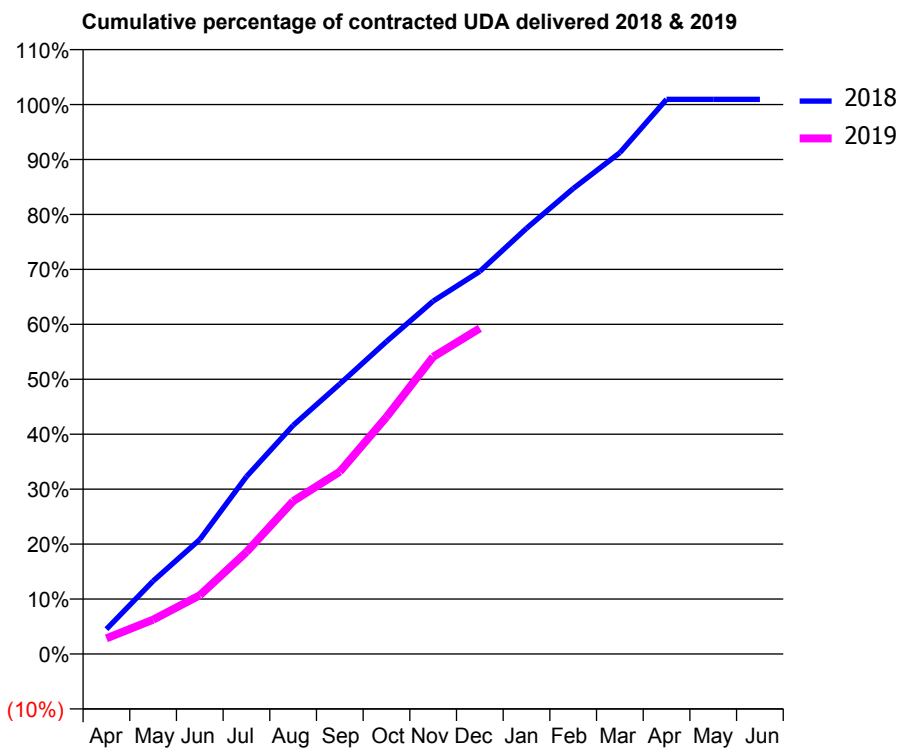
18/19 Contracted general activity (UDA)	5,441
Carry forward general activity (UDA)	-52
18/19 Contracted orthodontic activity (UOA)	0
Carry forward orthodontic activity (UOA)	0
Baseline contract value	£182,927.20

ACCESS*

Patients seen in 24 months	Total	Change since previous quarter
Quarter ending December 2017	1,557	
Quarter ending March 2018	1,426	↓
Quarter ending June 2018	1,429	→
Quarter ending September 2018	1,417	→
Quarter ending December 2018	1,430	→
Variance since December 2017	(8.2%)	↓



ACTIVITY



Month	Adjusted Scheduled Activity (UDA)	
	2018	2019
April	247	155
May	723	340
June	1,133	581
July	1,756	1,009
August	2,264	1,514
September	2,674	1,806
October	3,094	2,347
November	3,494	2,942
December	3,789	3,225
January	4,215	
February	4,609	
March	4,964	
April	5,493	
May	5,493	
June	5,493	

QUALITY

	Quantity	Base Number	Contract	AT	Region	England
% of FP17s for the same patient ID Re-attending within 3 months - Children	62	418	14.8%	10.7%	11.8%	11.8%
% of FP17s for the same patient ID Re-attending within 3 months - Adults	190	724	26.2%	15.9%	16.7%	15.6%
% of FP17s for the same patient ID Re-attending between 3 & 9 months - Children	92	418	22.0%	44.8%	48.6%	58.8%
% of FP17s for the same patient ID Re-attending between 3 & 9 months - Adults	162	724	22.4%	37.0%	39.1%	51.0%
% of FP17s for Band 1 Urgent Courses	259	739	35.0%	10.9%	10.6%	9.0%
% of FP17s Relating to Free Repair or Replacements	4	739	0.5%	0.5%	0.5%	0.8%
% of FP17s Relating to Continuations	0	739	0.0%	0.7%	0.7%	0.9%
% of Patients satisfied with the dentistry they have received	0	0	N/A	90.9%	90.2%	93.2%
% of Patients satisfied with the time they had to wait for an appointment	0	0	N/A	82.1%	85.0%	88.3%

* This is based on patients treated on this contract for their most recent course of treatment. Figures in italics indicate the base number of FP17s or Patient Questionnaire responses are less than 100. N/A is shown where the base number of responses is less than 10 during the period. % is calculated as Quantity/Base number*100

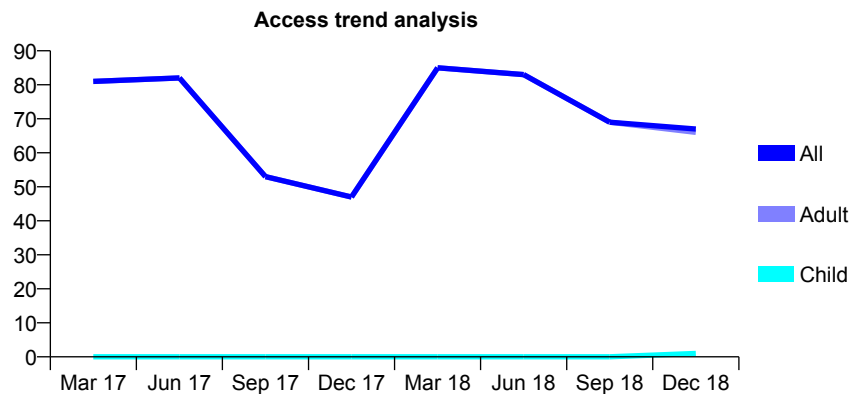
Q61 - Vital Signs At a Glance Contract Report for 199850/0002 - December 2018

Name or company name	The Brace Orthodontic Centre
Contract type name	PDS Contract
Purpose of contract	General
Contract start date	01/01/2010
Contract end date	31/03/2019

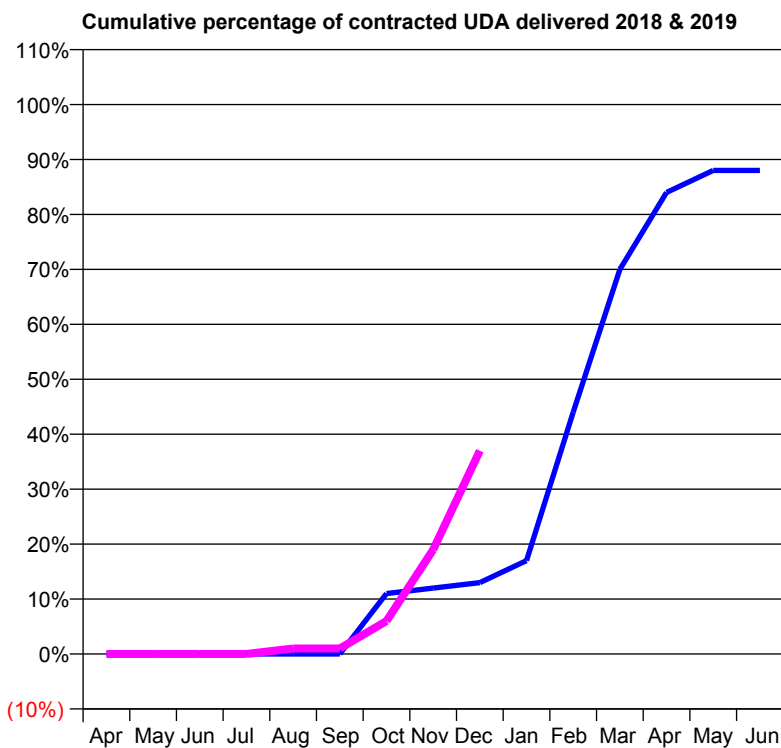
18/19 Contracted general activity (UDA)	300
Carry forward general activity (UDA)	0
18/19 Contracted orthodontic activity (UOA)	0
Carry forward orthodontic activity (UOA)	0
Baseline contract value	£54,655.11

ACCESS*

Patients seen in 24 months	Total	Change since previous quarter
Quarter ending December 2017	47	
Quarter ending March 2018	85	↑
Quarter ending June 2018	83	↓
Quarter ending September 2018	69	↓
Quarter ending December 2018	67	↓
Variance since December 2017	42.6%	↑



ACTIVITY



Month	Adjusted Scheduled Activity (UDA)	
	2018	2019
April	0	0
May	0	0
June	0	0
July	0	0
August	0	3
September	0	3
October	33	18
November	36	57
December	39	111
January	51	
February	132	
March	210	
April	252	
May	264	
June	264	

QUALITY

	Quantity	Base Number	Contract	AT	Region	England
% of FP17s for the same patient ID Re-attending within 3 months - Children	0	1	0.0%	10.7%	11.8%	11.8%
% of FP17s for the same patient ID Re-attending within 3 months - Adults	0	63	0.0%	15.9%	16.7%	15.6%
% of FP17s for the same patient ID Re-attending between 3 & 9 months - Children	0	1	0.0%	44.8%	48.6%	58.8%
% of FP17s for the same patient ID Re-attending between 3 & 9 months - Adults	0	63	0.0%	37.0%	39.1%	51.0%
% of FP17s for Band 1 Urgent Courses	0	37	0.0%	10.9%	10.6%	9.0%
% of FP17s Relating to Free Repair or Replacements	0	37	0.0%	0.5%	0.5%	0.8%
% of FP17s Relating to Continuations	0	37	0.0%	0.7%	0.7%	0.9%
% of Patients satisfied with the dentistry they have received	0	0	N/A	90.9%	90.2%	93.2%
% of Patients satisfied with the time they had to wait for an appointment	0	0	N/A	82.1%	85.0%	88.3%

* This is based on patients treated on this contract for their most recent course of treatment. Figures in italics indicate the base number of FP17s or Patient Questionnaire responses are less than 100. N/A is shown where the base number of responses is less than 10 during the period. % is calculated as Quantity/Base number*100

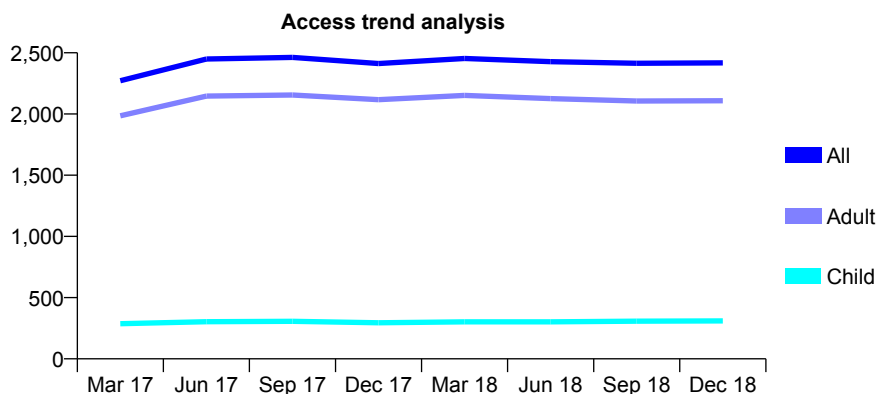
Q61 - Vital Signs At a Glance Contract Report for 207799/0002 - December 2018

Name or company name	MR RS LEVY
Contract type name	GDS Contract
Purpose of contract	General
Contract start date	01/07/2015
Contract end date	

18/19 Contracted general activity (UDA)	10,000
Carry forward general activity (UDA)	0
18/19 Contracted orthodontic activity (UOA)	0
Carry forward orthodontic activity (UOA)	0
Baseline contract value	£304,978.76

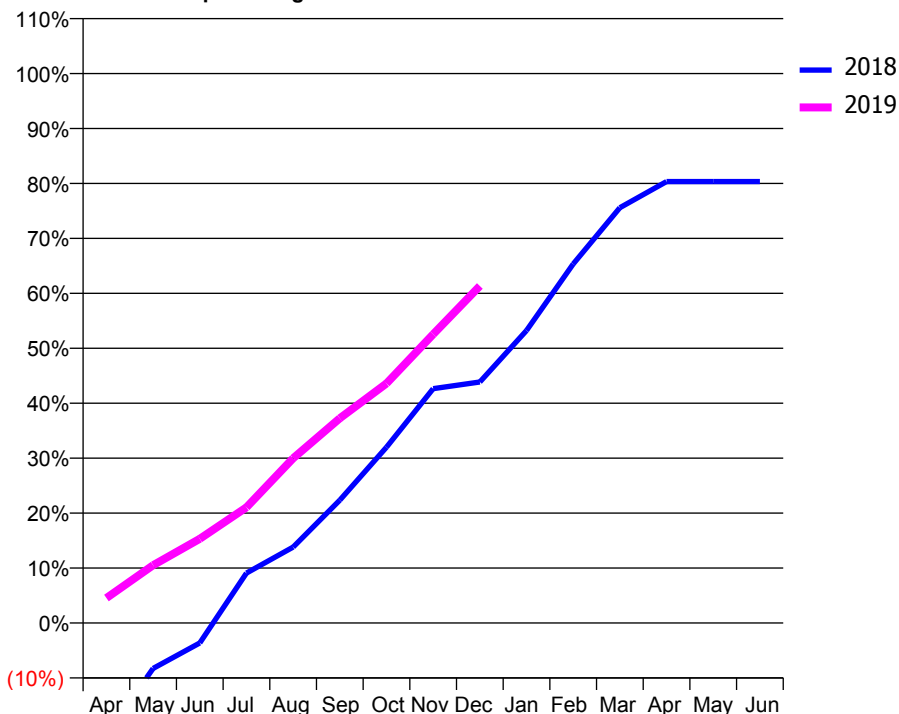
ACCESS*

Patients seen in 24 months	Total	Change since previous quarter
Quarter ending December 2017	2,412	
Quarter ending March 2018	2,454	→
Quarter ending June 2018	2,428	↓
Quarter ending September 2018	2,414	→
Quarter ending December 2018	2,418	→
Variance since December 2017	0.2%	→



ACTIVITY

Cumulative percentage of contracted UDA delivered 2018 & 2019



Month	Adjusted Scheduled Activity (UDA)	
	2018	2019
April	-1,570	455
May	-639	1,052
June	-280	1,533
July	700	2,105
August	1,064	2,998
September	1,721	3,725
October	2,463	4,359
November	3,283	5,255
December	3,377	6,134
January	4,098	
February	5,031	
March	5,819	
April	6,185	
May	6,186	
June	6,186	

QUALITY

	Quantity	Base Number	Contract	AT	Region	England
% of FP17s for the same patient ID Re-attending within 3 months - Children	22	319	6.9%	10.7%	11.8%	11.8%
% of FP17s for the same patient ID Re-attending within 3 months - Adults	245	1,953	12.5%	15.9%	16.7%	15.6%
% of FP17s for the same patient ID Re-attending between 3 & 9 months - Children	173	319	54.2%	44.8%	48.6%	58.8%
% of FP17s for the same patient ID Re-attending between 3 & 9 months - Adults	917	1,953	47.0%	37.0%	39.1%	51.0%
% of FP17s for Band 1 Urgent Courses	205	2,145	9.6%	10.9%	10.6%	9.0%
% of FP17s Relating to Free Repair or Replacements	7	2,145	0.3%	0.5%	0.5%	0.8%
% of FP17s Relating to Continuations	20	2,145	0.9%	0.7%	0.7%	0.9%
% of Patients satisfied with the dentistry they have received	1	1	N/A	90.9%	90.2%	93.2%
% of Patients satisfied with the time they had to wait for an appointment	1	1	N/A	82.1%	85.0%	88.3%

* This is based on patients treated on this contract for their most recent course of treatment. Figures in italics indicate the base number of FP17s or Patient Questionnaire responses are less than 100. N/A is shown where the base number of responses is less than 10 during the period. % is calculated as Quantity/Base number*100

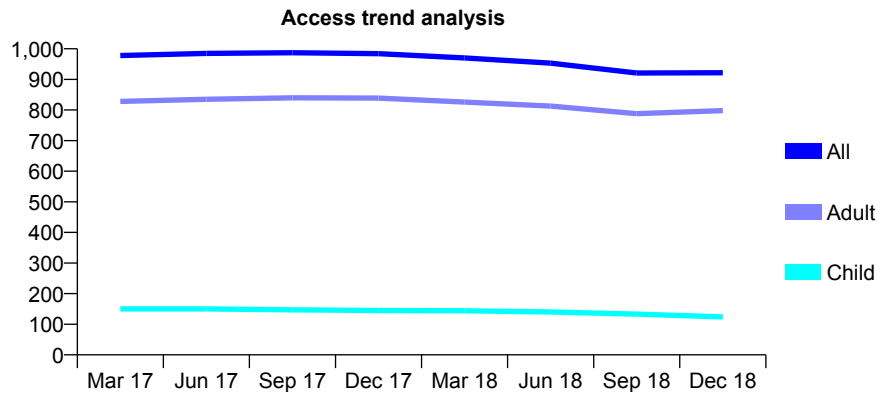
Q61 - Vital Signs At a Glance Contract Report for 208493/0001 - December 2018

Name or company name	MR PC WEE
Contract type name	GDS Contract
Purpose of contract	General
Contract start date	01/04/2006
Contract end date	

18/19 Contracted general activity (UDA)	3,505
Carry forward general activity (UDA)	-60
18/19 Contracted orthodontic activity (UOA)	0
Carry forward orthodontic activity (UOA)	0
Baseline contract value	£108,236.24

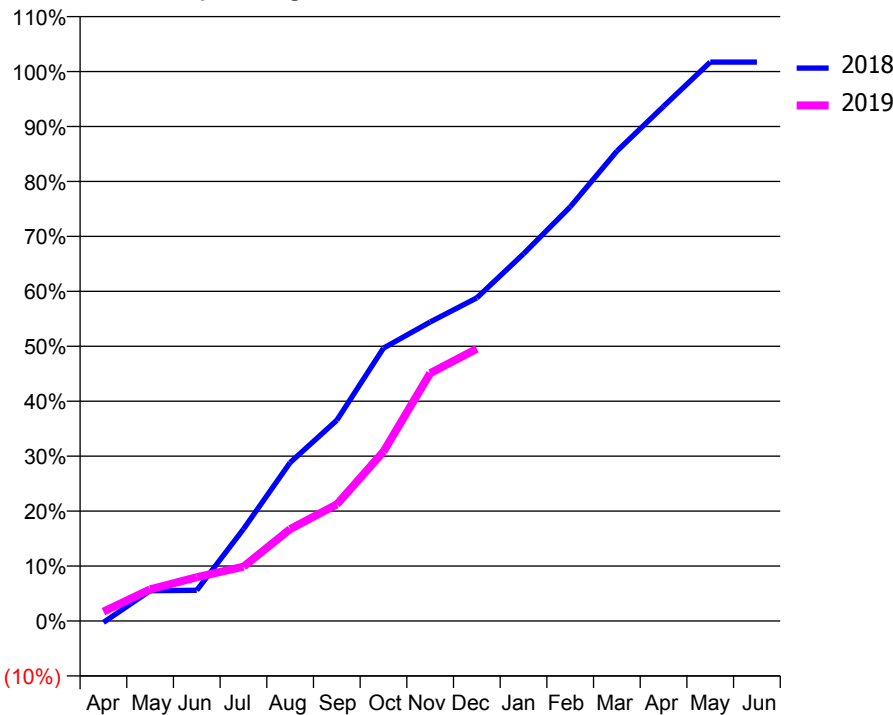
ACCESS*

Patients seen in 24 months	Total	Change since previous quarter
Quarter ending December 2017	984	
Quarter ending March 2018	970	↓
Quarter ending June 2018	953	↓
Quarter ending September 2018	921	↓
Quarter ending December 2018	922	→
Variance since December 2017	(6.3%)	↓



ACTIVITY

Cumulative percentage of contracted UDA delivered 2018 & 2019



Month	Adjusted Scheduled Activity (UDA)	
	2018	2019
April	-10	60
May	194	202
June	196	279
July	586	346
August	1,011	587
September	1,281	744
October	1,741	1,080
November	1,907	1,581
December	2,061	1,736
January	2,342	
February	2,641	
March	2,997	
April	3,283	
May	3,565	
June	3,565	

QUALITY

	Quantity	Base Number	Contract	AT	Region	England
% of FP17s for the same patient ID Re-attending within 3 months - Children	5	108	4.6%	10.7%	11.8%	11.8%
% of FP17s for the same patient ID Re-attending within 3 months - Adults	57	636	9.0%	15.9%	16.7%	15.6%
% of FP17s for the same patient ID Re-attending between 3 & 9 months - Children	38	108	35.2%	44.8%	48.6%	58.8%
% of FP17s for the same patient ID Re-attending between 3 & 9 months - Adults	279	636	43.9%	37.0%	39.1%	51.0%
% of FP17s for Band 1 Urgent Courses	21	592	3.5%	10.9%	10.6%	9.0%
% of FP17s Relating to Free Repair or Replacements	0	592	0.0%	0.5%	0.5%	0.8%
% of FP17s Relating to Continuations	0	592	0.0%	0.7%	0.7%	0.9%
% of Patients satisfied with the dentistry they have received	0	0	N/A	90.9%	90.2%	93.2%
% of Patients satisfied with the time they had to wait for an appointment	0	0	N/A	82.1%	85.0%	88.3%

* This is based on patients treated on this contract for their most recent course of treatment. Figures in italics indicate the base number of FP17s or Patient Questionnaire responses are less than 100. N/A is shown where the base number of responses is less than 10 during the period. % is calculated as Quantity/Base number*100

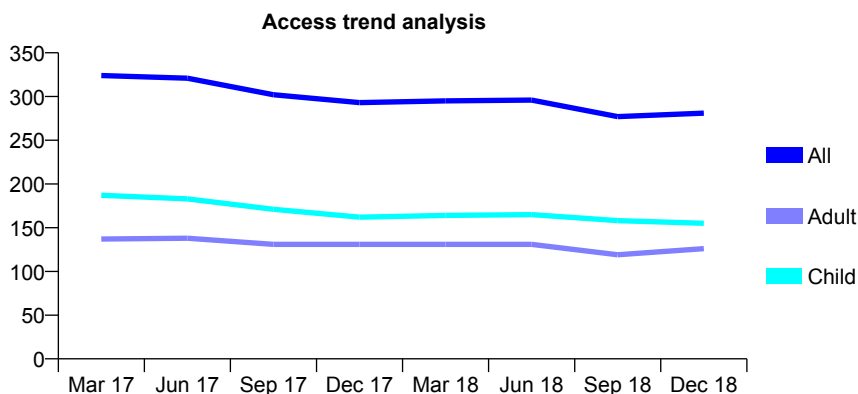
Q61 - Vital Signs At a Glance Contract Report for 209392/0001 - December 2018

Name or company name	MR LH BAUM
Contract type name	GDS Contract
Purpose of contract	General
Contract start date	01/04/2006
Contract end date	

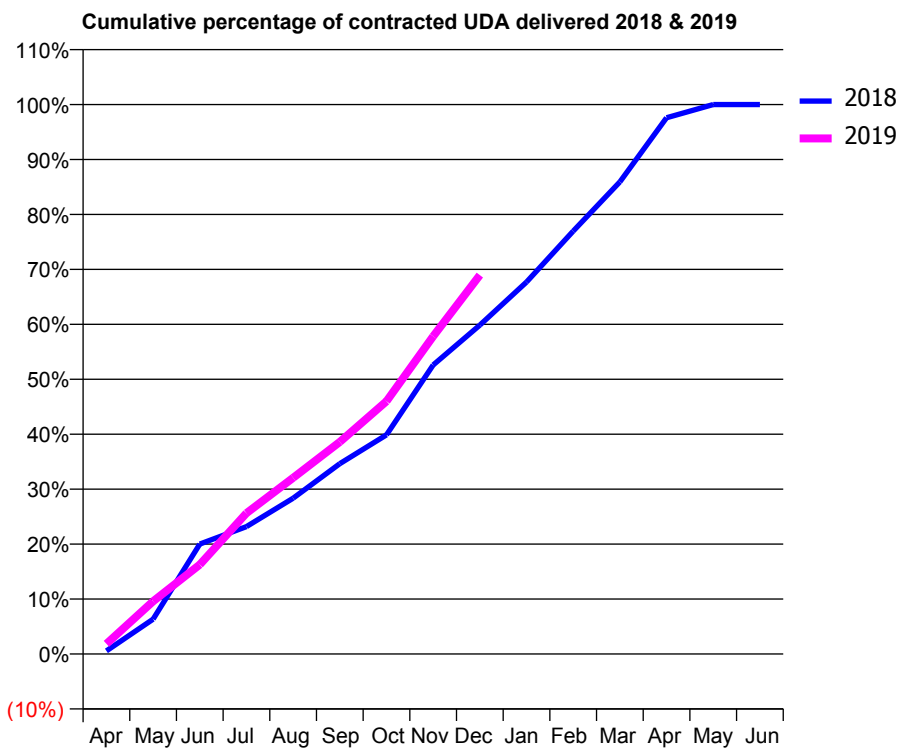
18/19 Contracted general activity (UDA)	703
Carry forward general activity (UDA)	0
18/19 Contracted orthodontic activity (UOA)	0
Carry forward orthodontic activity (UOA)	0
Baseline contract value	£16,103.71

ACCESS*

Patients seen in 24 months	Total	Change since previous quarter
Quarter ending December 2017	293	
Quarter ending March 2018	295	→
Quarter ending June 2018	296	→
Quarter ending September 2018	277	↓
Quarter ending December 2018	281	→
Variance since December 2017	(4.1%)	↓



ACTIVITY



Month	Adjusted Scheduled Activity (UDA)	
	2018	2019
April	4	13
May	45	67
June	141	114
July	163	180
August	199	225
September	244	271
October	280	323
November	370	406
December	421	485
January	476	
February	541	
March	604	
April	686	
May	703	
June	703	

QUALITY

	Quantity	Base Number	Contract	AT	Region	England
% of FP17s for the same patient ID Re-attending within 3 months - Children	21	155	13.5%	10.7%	11.8%	11.8%
% of FP17s for the same patient ID Re-attending within 3 months - Adults	17	117	14.5%	15.9%	16.7%	15.6%
% of FP17s for the same patient ID Re-attending between 3 & 9 months - Children	75	155	48.4%	44.8%	48.6%	58.8%
% of FP17s for the same patient ID Re-attending between 3 & 9 months - Adults	51	117	43.6%	37.0%	39.1%	51.0%
% of FP17s for Band 1 Urgent Courses	14	231	6.1%	10.9%	10.6%	9.0%
% of FP17s Relating to Free Repair or Replacements	0	231	0.0%	0.5%	0.5%	0.8%
% of FP17s Relating to Continuations	0	231	0.0%	0.7%	0.7%	0.9%
% of Patients satisfied with the dentistry they have received	0	0	N/A	90.9%	90.2%	93.2%
% of Patients satisfied with the time they had to wait for an appointment	0	0	N/A	82.1%	85.0%	88.3%

* This is based on patients treated on this contract for their most recent course of treatment. Figures in italics indicate the base number of FP17s or Patient Questionnaire responses are less than 100. N/A is shown where the base number of responses is less than 10 during the period. % is calculated as Quantity/Base number*100

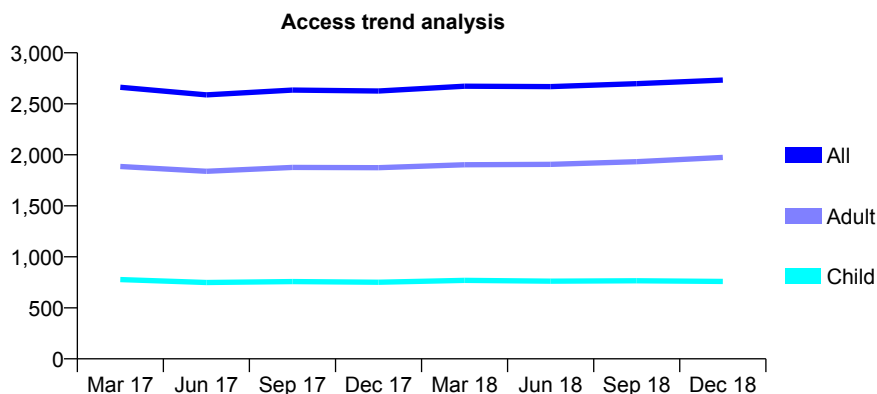
Q61 - Vital Signs At a Glance Contract Report for 215260/0002 - December 2018

Name or company name	MR M WIEDER
Contract type name	GDS Contract
Purpose of contract	General and Orthodontic
Contract start date	01/04/2006
Contract end date	

18/19 Contracted general activity (UDA)	9,881
Carry forward general activity (UDA)	0
18/19 Contracted orthodontic activity (UOA)	0
Carry forward orthodontic activity (UOA)	0
Baseline contract value	£283,184.34

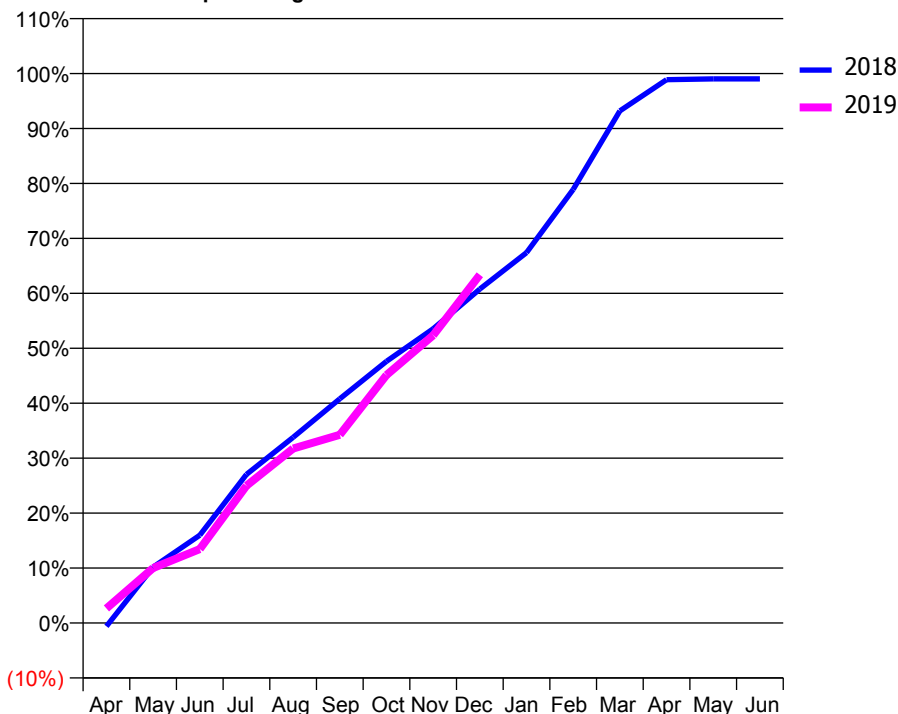
ACCESS*

Patients seen in 24 months	Total	Change since previous quarter
Quarter ending December 2017	2,625	
Quarter ending March 2018	2,672	→
Quarter ending June 2018	2,668	→
Quarter ending September 2018	2,698	→
Quarter ending December 2018	2,733	→
Variance since December 2017	4.1%	↑



ACTIVITY

Cumulative percentage of contracted UDA delivered 2018 & 2019



Month	Adjusted Scheduled Activity (UDA)	
	2018	2019
April	-54	262
May	876	989
June	1,375	1,329
July	2,328	2,468
August	2,907	3,136
September	3,512	3,384
October	4,098	4,460
November	4,609	5,173
December	5,230	6,262
January	5,801	
February	6,790	
March	8,021	
April	8,509	
May	8,521	
June	8,521	

QUALITY

	Quantity	Base Number	Contract	AT	Region	England
% of FP17s for the same patient ID Re-attending within 3 months - Children	78	759	10.3%	10.7%	11.8%	11.8%
% of FP17s for the same patient ID Re-attending within 3 months - Adults	291	1,716	17.0%	15.9%	16.7%	15.6%
% of FP17s for the same patient ID Re-attending between 3 & 9 months - Children	352	759	46.4%	44.8%	48.6%	58.8%
% of FP17s for the same patient ID Re-attending between 3 & 9 months - Adults	657	1,716	38.3%	37.0%	39.1%	51.0%
% of FP17s for Band 1 Urgent Courses	171	1,889	9.1%	10.9%	10.6%	9.0%
% of FP17s Relating to Free Repair or Replacements	15	1,889	0.8%	0.5%	0.5%	0.8%
% of FP17s Relating to Continuations	35	1,889	1.9%	0.7%	0.7%	0.9%
% of Patients satisfied with the dentistry they have received	0	0	N/A	90.9%	90.2%	93.2%
% of Patients satisfied with the time they had to wait for an appointment	0	0	N/A	82.1%	85.0%	88.3%

* This is based on patients treated on this contract for their most recent course of treatment. Figures in italics indicate the base number of FP17s or Patient Questionnaire responses are less than 100. N/A is shown where the base number of responses is less than 10 during the period. % is calculated as Quantity/Base number*100

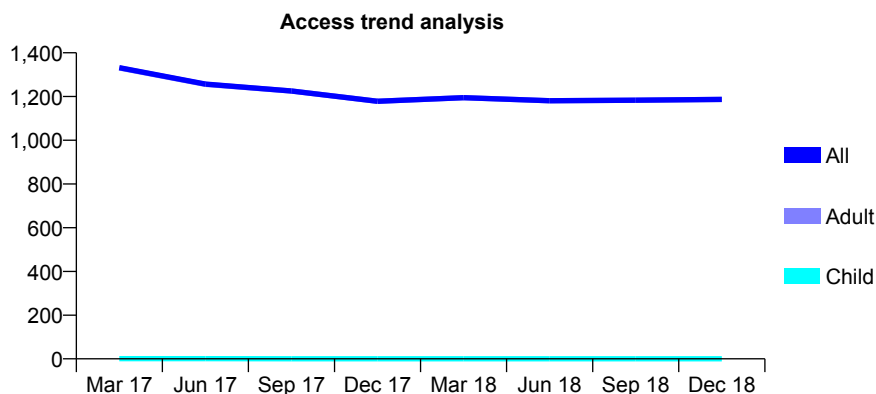
Q61 - Vital Signs At a Glance Contract Report for 215481/0001 - December 2018

Name or company name	MRS CK JONES
Contract type name	GDS Contract
Purpose of contract	General
Contract start date	01/04/2006
Contract end date	

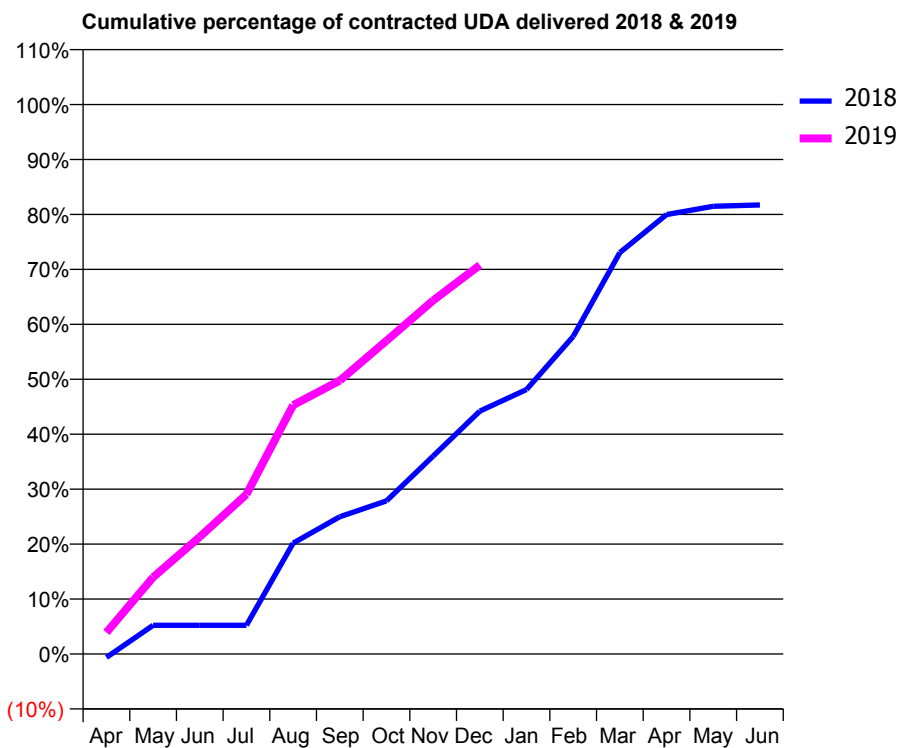
18/19 Contracted general activity (UDA)	3,255
Carry forward general activity (UDA)	0
18/19 Contracted orthodontic activity (UOA)	0
Carry forward orthodontic activity (UOA)	0
Baseline contract value	£80,737.12

ACCESS*

Patients seen in 24 months	Total	Change since previous quarter
Quarter ending December 2017	1,178	
Quarter ending March 2018	1,195	→
Quarter ending June 2018	1,181	↓
Quarter ending September 2018	1,183	→
Quarter ending December 2018	1,187	→
Variance since December 2017	0.8%	→



ACTIVITY



Month	Adjusted Scheduled Activity (UDA)	
	2018	2019
April	-21	127
May	171	455
June	171	694
July	171	946
August	657	1,474
September	813	1,619
October	907	1,856
November	1,172	2,094
December	1,438	2,304
January	1,567	
February	1,881	
March	2,378	
April	2,603	
May	2,652	
June	2,660	

QUALITY

	Quantity	Base Number	Contract	AT	Region	England
% of FP17s for the same patient ID Re-attending within 3 months - Children	0	0	N/A	10.7%	11.8%	11.8%
% of FP17s for the same patient ID Re-attending within 3 months - Adults	97	1,024	9.5%	15.9%	16.7%	15.6%
% of FP17s for the same patient ID Re-attending between 3 & 9 months - Children	0	0	N/A	44.8%	48.6%	58.8%
% of FP17s for the same patient ID Re-attending between 3 & 9 months - Adults	572	1,024	55.9%	37.0%	39.1%	51.0%
% of FP17s for Band 1 Urgent Courses	83	908	9.1%	10.9%	10.6%	9.0%
% of FP17s Relating to Free Repair or Replacements	5	908	0.6%	0.5%	0.5%	0.8%
% of FP17s Relating to Continuations	4	908	0.4%	0.7%	0.7%	0.9%
% of Patients satisfied with the dentistry they have received	0	0	N/A	90.9%	90.2%	93.2%
% of Patients satisfied with the time they had to wait for an appointment	0	0	N/A	82.1%	85.0%	88.3%

* This is based on patients treated on this contract for their most recent course of treatment. Figures in italics indicate the base number of FP17s or Patient Questionnaire responses are less than 100. N/A is shown where the base number of responses is less than 10 during the period. % is calculated as Quantity/Base number*100

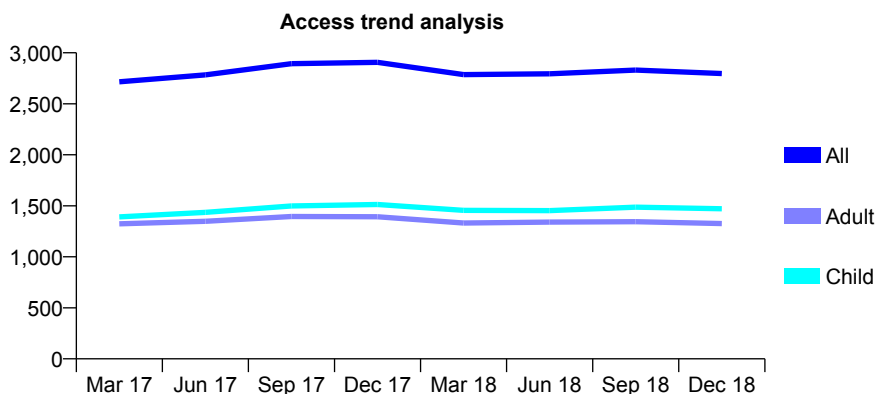
Q61 - Vital Signs At a Glance Contract Report for 221554/0001 - December 2018

Name or company name	Colindale Dental Practice
Contract type name	GDS Contract
Purpose of contract	General
Contract start date	01/04/2006
Contract end date	

18/19 Contracted general activity (UDA)	7,338
Carry forward general activity (UDA)	-147
18/19 Contracted orthodontic activity (UOA)	0
Carry forward orthodontic activity (UOA)	0
Baseline contract value	£239,295.69

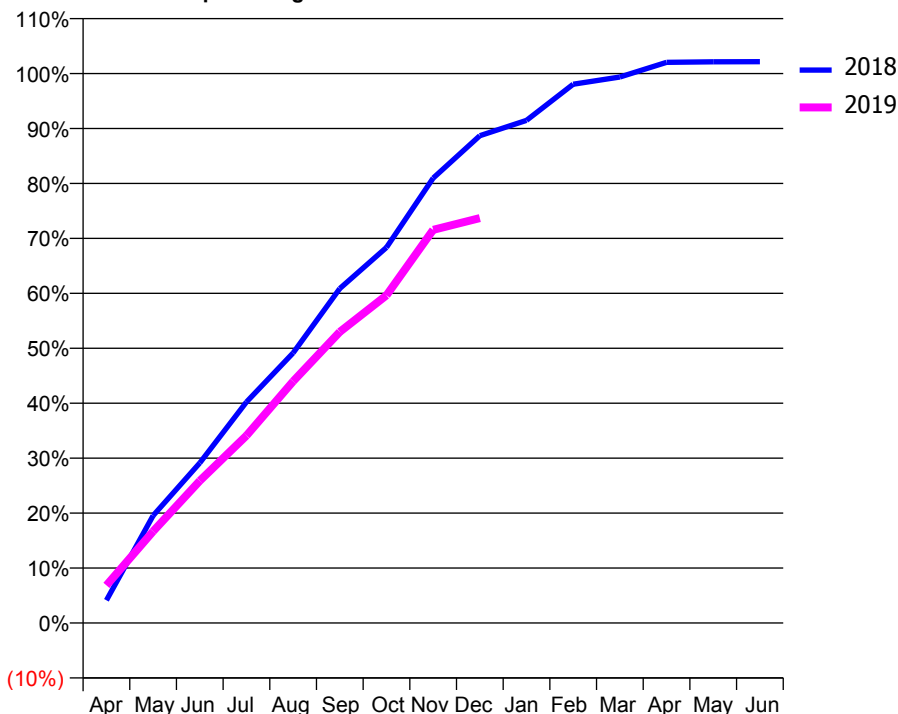
ACCESS*

Patients seen in 24 months	Total	Change since previous quarter
Quarter ending December 2017	2,906	
Quarter ending March 2018	2,786	↓
Quarter ending June 2018	2,794	→
Quarter ending September 2018	2,831	→
Quarter ending December 2018	2,797	↓
Variance since December 2017	(3.8%)	↓



ACTIVITY

Cumulative percentage of contracted UDA delivered 2018 & 2019



Month	Adjusted Scheduled Activity (UDA)	
	2018	2019
April	304	503
May	1,434	1,224
June	2,137	1,900
July	2,952	2,503
August	3,607	3,228
September	4,466	3,889
October	5,016	4,376
November	5,942	5,251
December	6,508	5,408
January	6,712	
February	7,195	
March	7,291	
April	7,487	
May	7,494	
June	7,495	

QUALITY

	Quantity	Base Number	Contract	AT	Region	England
% of FP17s for the same patient ID Re-attending within 3 months - Children	117	1,577	7.4%	10.7%	11.8%	11.8%
% of FP17s for the same patient ID Re-attending within 3 months - Adults	102	1,023	10.0%	15.9%	16.7%	15.6%
% of FP17s for the same patient ID Re-attending between 3 & 9 months - Children	813	1,577	51.6%	44.8%	48.6%	58.8%
% of FP17s for the same patient ID Re-attending between 3 & 9 months - Adults	376	1,023	36.8%	37.0%	39.1%	51.0%
% of FP17s for Band 1 Urgent Courses	210	2,447	8.6%	10.9%	10.6%	9.0%
% of FP17s Relating to Free Repair or Replacements	0	2,447	0.0%	0.5%	0.5%	0.8%
% of FP17s Relating to Continuations	2	2,447	0.1%	0.7%	0.7%	0.9%
% of Patients satisfied with the dentistry they have received	0	0	N/A	90.9%	90.2%	93.2%
% of Patients satisfied with the time they had to wait for an appointment	0	0	N/A	82.1%	85.0%	88.3%

* This is based on patients treated on this contract for their most recent course of treatment. Figures in italics indicate the base number of FP17s or Patient Questionnaire responses are less than 100. N/A is shown where the base number of responses is less than 10 during the period. % is calculated as Quantity/Base number*100

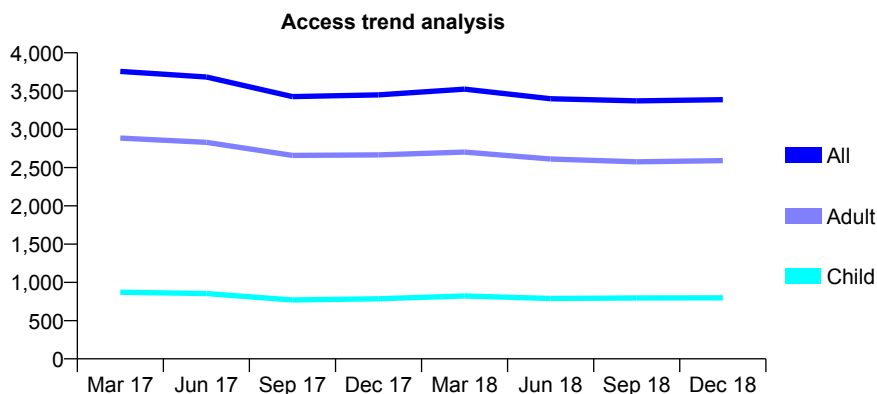
Q61 - Vital Signs At a Glance Contract Report for 229210/0001 - December 2018

Name or company name	MR SM MUGHAL
Contract type name	GDS Contract
Purpose of contract	General
Contract start date	01/04/2006
Contract end date	

18/19 Contracted general activity (UDA)	12,135
Carry forward general activity (UDA)	0
18/19 Contracted orthodontic activity (UOA)	0
Carry forward orthodontic activity (UOA)	0
Baseline contract value	£301,557.81

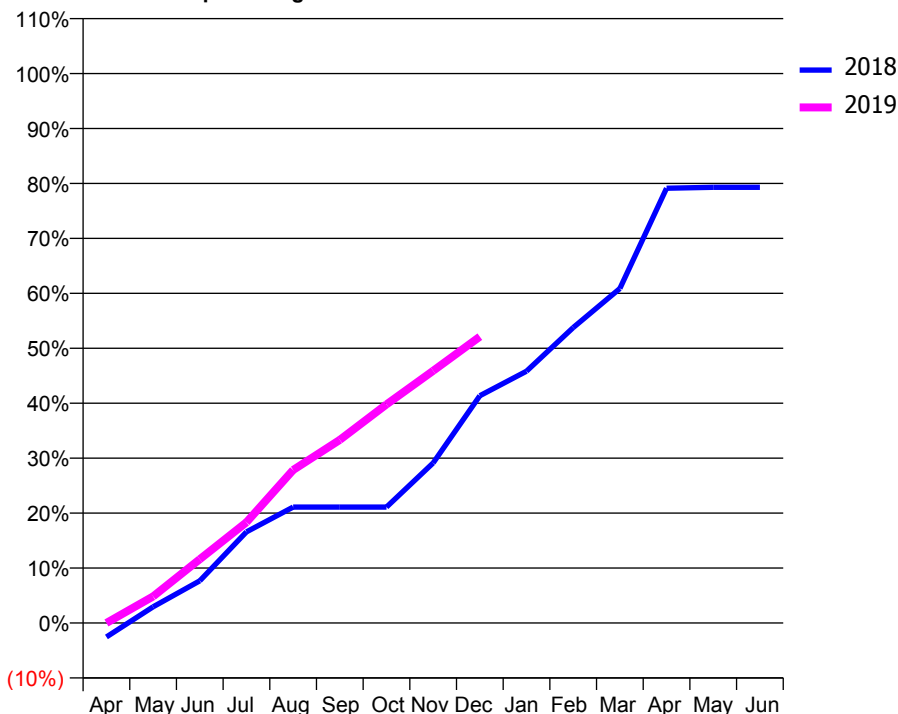
ACCESS*

Patients seen in 24 months	Total	Change since previous quarter
Quarter ending December 2017	3,450	
Quarter ending March 2018	3,525	↑
Quarter ending June 2018	3,400	↓
Quarter ending September 2018	3,371	→
Quarter ending December 2018	3,387	→
Variance since December 2017	(1.8%)	↓



ACTIVITY

Cumulative percentage of contracted UDA delivered 2018 & 2019



Month	Adjusted Scheduled Activity (UDA)	
	2018	2019
April	-312	0
May	359	587
June	932	1,409
July	2,013	2,225
August	2,560	3,378
September	2,560	4,045
October	2,560	4,829
November	3,536	5,570
December	5,019	6,323
January	5,560	
February	6,525	
March	7,386	
April	9,602	
May	9,621	
June	9,621	

QUALITY

	Quantity	Base Number	Contract	AT	Region	England
% of FP17s for the same patient ID Re-attending within 3 months - Children	65	603	10.8%	10.7%	11.8%	11.8%
% of FP17s for the same patient ID Re-attending within 3 months - Adults	272	1,997	13.6%	15.9%	16.7%	15.6%
% of FP17s for the same patient ID Re-attending between 3 & 9 months - Children	155	603	25.7%	44.8%	48.6%	58.8%
% of FP17s for the same patient ID Re-attending between 3 & 9 months - Adults	602	1,997	30.1%	37.0%	39.1%	51.0%
% of FP17s for Band 1 Urgent Courses	192	2,114	9.1%	10.9%	10.6%	9.0%
% of FP17s Relating to Free Repair or Replacements	0	2,114	0.0%	0.5%	0.5%	0.8%
% of FP17s Relating to Continuations	17	2,114	0.8%	0.7%	0.7%	0.9%
% of Patients satisfied with the dentistry they have received	2	2	N/A	90.9%	90.2%	93.2%
% of Patients satisfied with the time they had to wait for an appointment	2	2	N/A	82.1%	85.0%	88.3%

* This is based on patients treated on this contract for their most recent course of treatment. Figures in italics indicate the base number of FP17s or Patient Questionnaire responses are less than 100. N/A is shown where the base number of responses is less than 10 during the period. % is calculated as Quantity/Base number*100

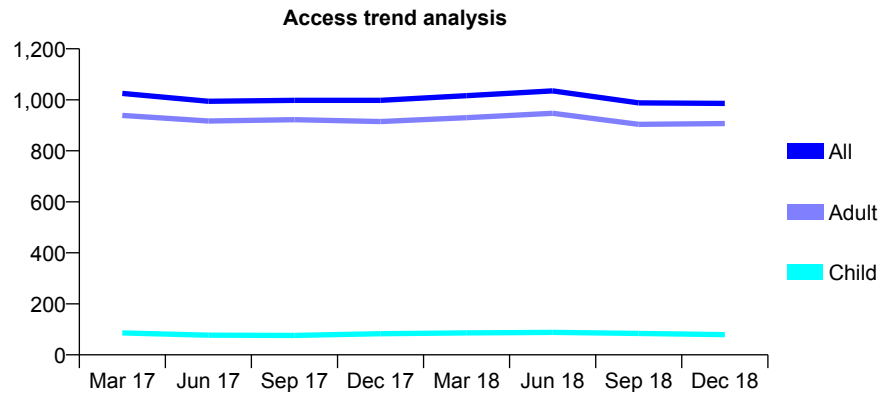
Q61 - Vital Signs At a Glance Contract Report for 230480/0001 - December 2018

Name or company name	MR K SHAH
Contract type name	GDS Contract
Purpose of contract	General
Contract start date	01/04/2006
Contract end date	

18/19 Contracted general activity (UDA)	3,482
Carry forward general activity (UDA)	61
18/19 Contracted orthodontic activity (UOA)	0
Carry forward orthodontic activity (UOA)	0
Baseline contract value	£104,084.42

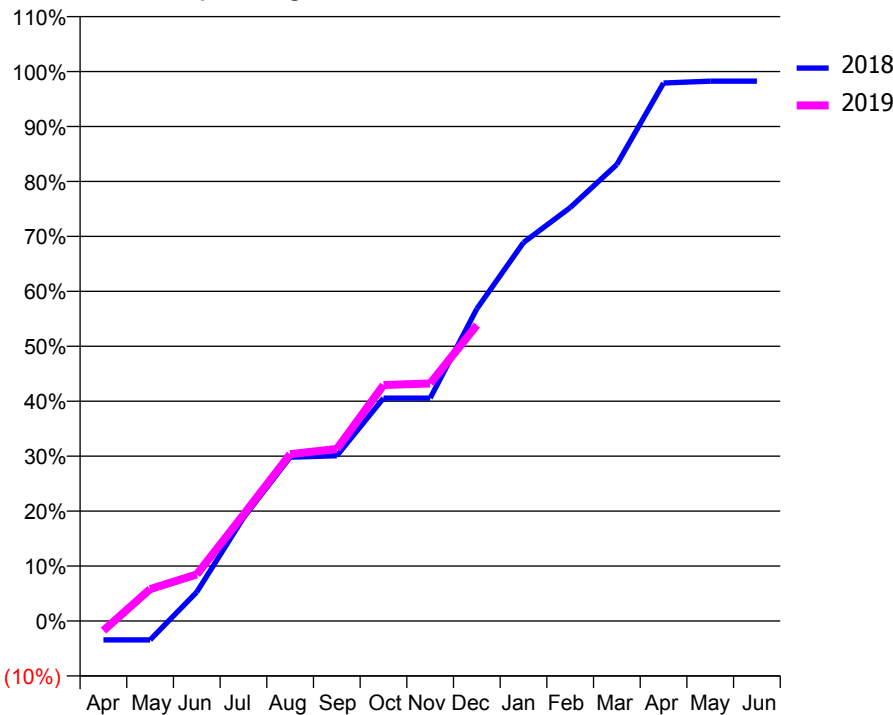
ACCESS*

Patients seen in 24 months	Total	Change since previous quarter
Quarter ending December 2017	998	
Quarter ending March 2018	1,016	→
Quarter ending June 2018	1,035	→
Quarter ending September 2018	988	↓
Quarter ending December 2018	986	→
Variance since December 2017	(1.2%)	↓



ACTIVITY

Cumulative percentage of contracted UDA delivered 2018 & 2019



Month	Adjusted Scheduled Activity (UDA)	
	2018	2019
April	-120	-61
May	-120	202
June	184	295
July	654	674
August	1,038	1,057
September	1,047	1,091
October	1,412	1,495
November	1,412	1,505
December	1,978	1,876
January	2,399	
February	2,620	
March	2,892	
April	3,409	
May	3,421	
June	3,421	

QUALITY

	Quantity	Base Number	Contract	AT	Region	England
% of FP17s for the same patient ID Re-attending within 3 months - Children	2	52	3.8%	10.7%	11.8%	11.8%
% of FP17s for the same patient ID Re-attending within 3 months - Adults	19	483	3.9%	15.9%	16.7%	15.6%
% of FP17s for the same patient ID Re-attending between 3 & 9 months - Children	13	52	25.0%	44.8%	48.6%	58.8%
% of FP17s for the same patient ID Re-attending between 3 & 9 months - Adults	116	483	24.0%	37.0%	39.1%	51.0%
% of FP17s for Band 1 Urgent Courses	14	459	3.1%	10.9%	10.6%	9.0%
% of FP17s Relating to Free Repair or Replacements	0	459	0.0%	0.5%	0.5%	0.8%
% of FP17s Relating to Continuations	0	459	0.0%	0.7%	0.7%	0.9%
% of Patients satisfied with the dentistry they have received	0	0	N/A	90.9%	90.2%	93.2%
% of Patients satisfied with the time they had to wait for an appointment	0	0	N/A	82.1%	85.0%	88.3%

* This is based on patients treated on this contract for their most recent course of treatment. Figures in italics indicate the base number of FP17s or Patient Questionnaire responses are less than 100. N/A is shown where the base number of responses is less than 10 during the period. % is calculated as Quantity/Base number*100

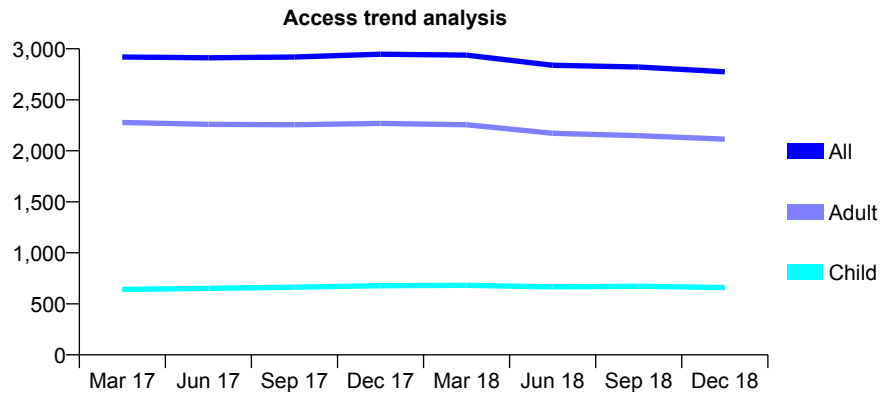
Q61 - Vital Signs At a Glance Contract Report for 232815/0001 - December 2018

Name or company name	MR HS GOUW
Contract type name	GDS Contract
Purpose of contract	General
Contract start date	01/04/2006
Contract end date	

18/19 Contracted general activity (UDA)	9,434
Carry forward general activity (UDA)	-136
18/19 Contracted orthodontic activity (UOA)	0
Carry forward orthodontic activity (UOA)	0
Baseline contract value	£243,476.85

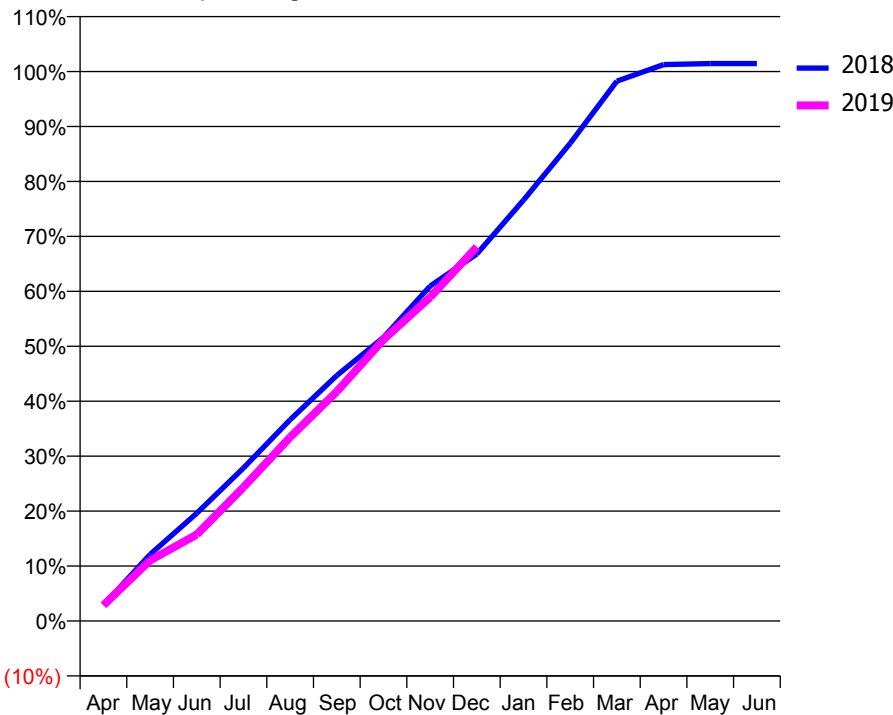
ACCESS*

Patients seen in 24 months	Total	Change since previous quarter
Quarter ending December 2017	2,947	
Quarter ending March 2018	2,938	→
Quarter ending June 2018	2,838	↓
Quarter ending September 2018	2,822	→
Quarter ending December 2018	2,775	↓
Variance since December 2017	(5.8%)	↓



ACTIVITY

Cumulative percentage of contracted UDA delivered 2018 & 2019



Month	Adjusted Scheduled Activity (UDA)	
	2018	2019
April	274	272
May	1,143	1,040
June	1,852	1,485
July	2,626	2,297
August	3,456	3,155
September	4,217	3,940
October	4,868	4,833
November	5,750	5,559
December	6,301	6,422
January	7,226	
February	8,201	
March	9,268	
April	9,553	
May	9,570	
June	9,570	

QUALITY

	Quantity	Base Number	Contract	AT	Region	England
% of FP17s for the same patient ID Re-attending within 3 months - Children	48	447	10.7%	10.7%	11.8%	11.8%
% of FP17s for the same patient ID Re-attending within 3 months - Adults	255	1,587	16.1%	15.9%	16.7%	15.6%
% of FP17s for the same patient ID Re-attending between 3 & 9 months - Children	115	447	25.7%	44.8%	48.6%	58.8%
% of FP17s for the same patient ID Re-attending between 3 & 9 months - Adults	421	1,587	26.5%	37.0%	39.1%	51.0%
% of FP17s for Band 1 Urgent Courses	301	1,950	15.4%	10.9%	10.6%	9.0%
% of FP17s Relating to Free Repair or Replacements	0	1,950	0.0%	0.5%	0.5%	0.8%
% of FP17s Relating to Continuations	0	1,950	0.0%	0.7%	0.7%	0.9%
% of Patients satisfied with the dentistry they have received	0	0	N/A	90.9%	90.2%	93.2%
% of Patients satisfied with the time they had to wait for an appointment	0	0	N/A	82.1%	85.0%	88.3%

* This is based on patients treated on this contract for their most recent course of treatment. Figures in italics indicate the base number of FP17s or Patient Questionnaire responses are less than 100. N/A is shown where the base number of responses is less than 10 during the period. % is calculated as Quantity/Base number*100

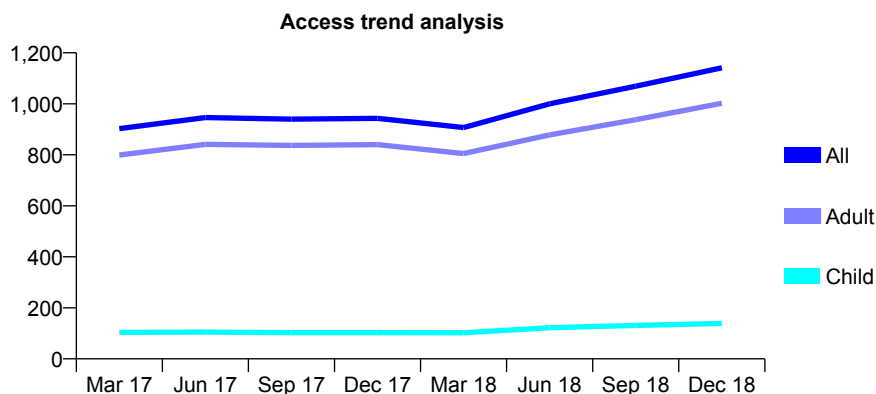
Q61 - Vital Signs At a Glance Contract Report for 233439/0001 - December 2018

Name or company name	Wood Green Dental Practice Partnership
Contract type name	GDS Contract
Purpose of contract	General
Contract start date	01/04/2006
Contract end date	

18/19 Contracted general activity (UDA)	4,281
Carry forward general activity (UDA)	533
18/19 Contracted orthodontic activity (UOA)	0
Carry forward orthodontic activity (UOA)	0
Baseline contract value	£122,595.61

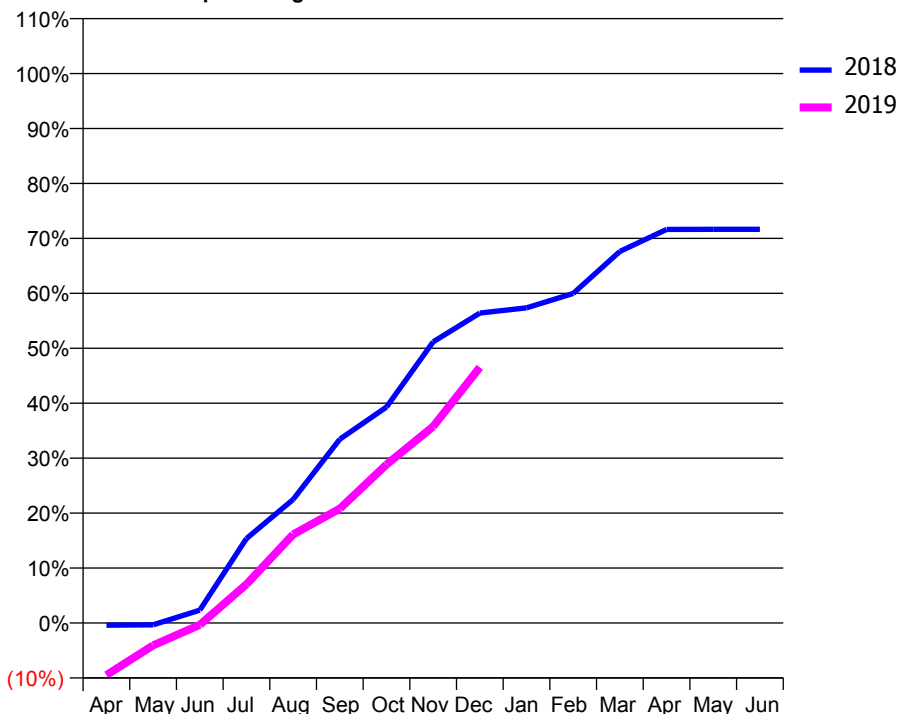
ACCESS*

Patients seen in 24 months	Total	Change since previous quarter
Quarter ending December 2017	943	
Quarter ending March 2018	907	↓
Quarter ending June 2018	1,000	↑
Quarter ending September 2018	1,069	↑
Quarter ending December 2018	1,141	↑
Variance since December 2017	21.0%	↑



ACTIVITY

Cumulative percentage of contracted UDA delivered 2018 & 2019



Month	Adjusted Scheduled Activity (UDA)	
	2018	2019
April	-18	-407
May	-15	-175
June	100	-15
July	658	302
August	962	690
September	1,432	891
October	1,682	1,235
November	2,191	1,530
December	2,415	1,992
January	2,455	
February	2,568	
March	2,895	
April	3,066	
May	3,068	
June	3,068	

QUALITY

	Quantity	Base Number	Contract	AT	Region	England
% of FP17s for the same patient ID Re-attending within 3 months - Children	6	130	4.6%	10.7%	11.8%	11.8%
% of FP17s for the same patient ID Re-attending within 3 months - Adults	106	831	12.8%	15.9%	16.7%	15.6%
% of FP17s for the same patient ID Re-attending between 3 & 9 months - Children	43	130	33.1%	44.8%	48.6%	58.8%
% of FP17s for the same patient ID Re-attending between 3 & 9 months - Adults	239	831	28.8%	37.0%	39.1%	51.0%
% of FP17s for Band 1 Urgent Courses	71	913	7.8%	10.9%	10.6%	9.0%
% of FP17s Relating to Free Repair or Replacements	11	913	1.2%	0.5%	0.5%	0.8%
% of FP17s Relating to Continuations	19	913	2.1%	0.7%	0.7%	0.9%
% of Patients satisfied with the dentistry they have received	0	0	N/A	90.9%	90.2%	93.2%
% of Patients satisfied with the time they had to wait for an appointment	0	0	N/A	82.1%	85.0%	88.3%

* This is based on patients treated on this contract for their most recent course of treatment. Figures in italics indicate the base number of FP17s or Patient Questionnaire responses are less than 100. N/A is shown where the base number of responses is less than 10 during the period. % is calculated as Quantity/Base number*100

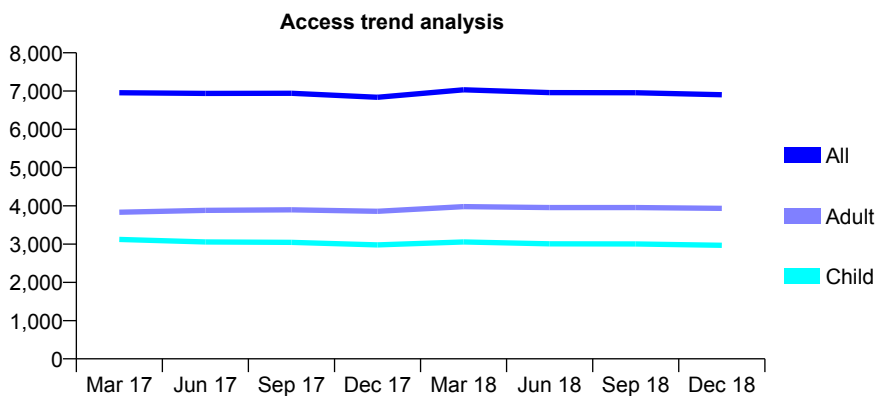
Q61 - Vital Signs At a Glance Contract Report for 234125/0001 - December 2018

Name or company name	MR NI AMIN
Contract type name	GDS Contract
Purpose of contract	General and Orthodontic
Contract start date	01/04/2006
Contract end date	

18/19 Contracted general activity (UDA)	16,536
Carry forward general activity (UDA)	-69
18/19 Contracted orthodontic activity (UOA)	823
Carry forward orthodontic activity (UOA)	15
Baseline contract value	£552,049.23

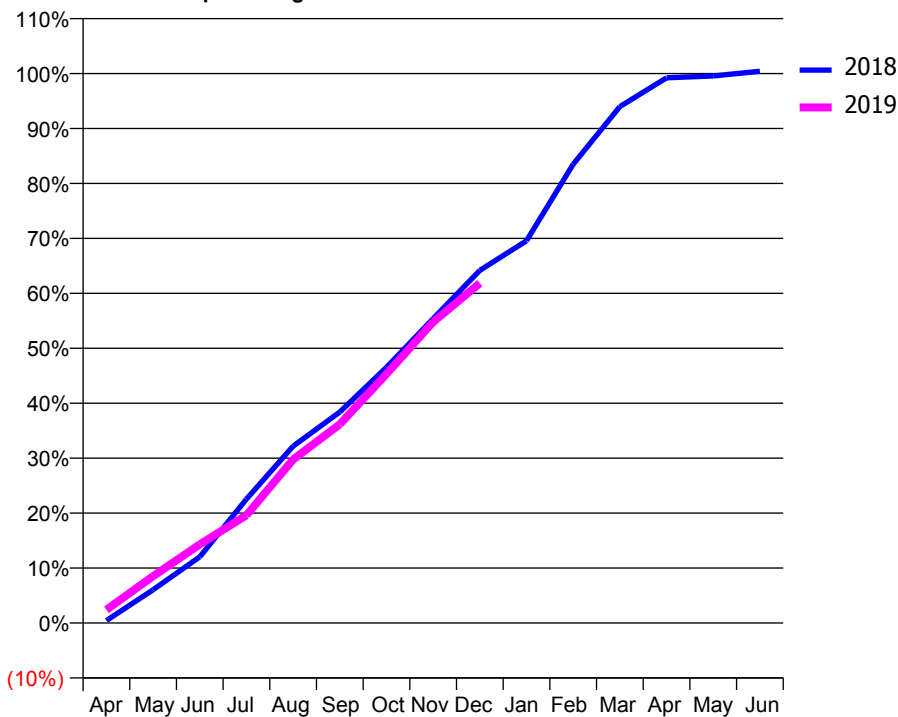
ACCESS*

Patients seen in 24 months	Total	Change since previous quarter
Quarter ending December 2017	6,836	
Quarter ending March 2018	7,032	↑
Quarter ending June 2018	6,961	↓
Quarter ending September 2018	6,957	→
Quarter ending December 2018	6,902	→
Variance since December 2017	1.0%	→



ACTIVITY

Cumulative percentage of contracted UDA delivered 2018 & 2019



Month	Adjusted Scheduled Activity (UDA)	
	2018	2019
April	73	399
May	1,003	1,411
June	1,990	2,364
July	3,730	3,243
August	5,323	4,920
September	6,351	5,983
October	7,696	7,496
November	9,160	9,059
December	10,612	10,225
January	11,504	
February	13,807	
March	15,541	
April	16,406	
May	16,463	
June	16,605	

QUALITY

	Quantity	Base Number	Contract	AT	Region	England
% of FP17s for the same patient ID Re-attending within 3 months - Children	277	2,633	10.5%	10.7%	11.8%	11.8%
% of FP17s for the same patient ID Re-attending within 3 months - Adults	543	3,157	17.2%	15.9%	16.7%	15.6%
% of FP17s for the same patient ID Re-attending between 3 & 9 months - Children	1,312	2,633	49.8%	44.8%	48.6%	58.8%
% of FP17s for the same patient ID Re-attending between 3 & 9 months - Adults	1,294	3,157	41.0%	37.0%	39.1%	51.0%
% of FP17s for Band 1 Urgent Courses	452	4,791	9.4%	10.9%	10.6%	9.0%
% of FP17s Relating to Free Repair or Replacements	8	4,791	0.2%	0.5%	0.5%	0.8%
% of FP17s Relating to Continuations	41	4,791	0.9%	0.7%	0.7%	0.9%
% of Patients satisfied with the dentistry they have received	3	3	N/A	90.9%	90.2%	93.2%
% of Patients satisfied with the time they had to wait for an appointment	3	3	N/A	82.1%	85.0%	88.3%

* This is based on patients treated on this contract for their most recent course of treatment. Figures in italics indicate the base number of FP17s or Patient Questionnaire responses are less than 100. N/A is shown where the base number of responses is less than 10 during the period. % is calculated as Quantity/Base number*100

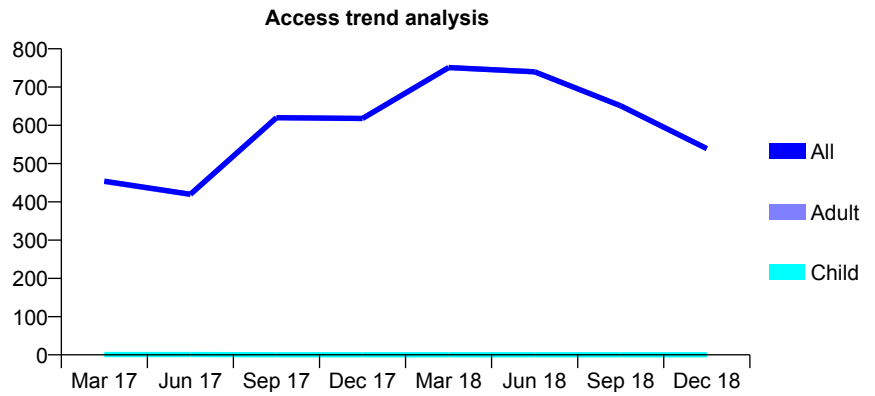
Q61 - Vital Signs At a Glance Contract Report for 234125/0003 - December 2018

Name or company name	MR NI AMIN
Contract type name	PDS Contract
Purpose of contract	General
Contract start date	01/04/2014
Contract end date	30/06/2018

18/19 Contracted general activity (UDA)	450
Carry forward general activity (UDA)	0
18/19 Contracted orthodontic activity (UOA)	0
Carry forward orthodontic activity (UOA)	0
Baseline contract value	£28,788.98

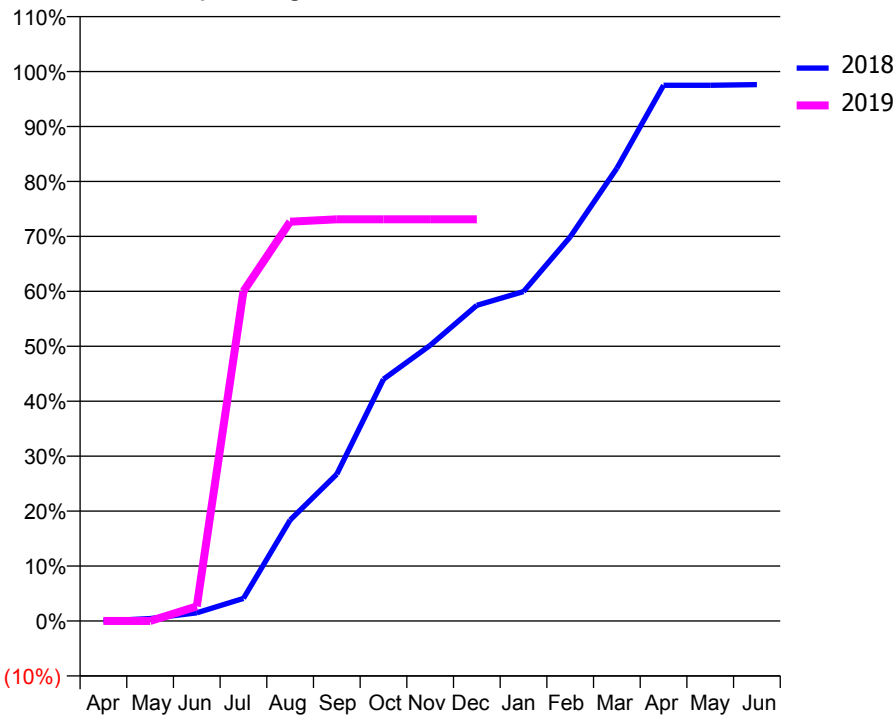
ACCESS*

Patients seen in 24 months	Total	Change since previous quarter
Quarter ending December 2017	618	
Quarter ending March 2018	751	↑
Quarter ending June 2018	740	↓
Quarter ending September 2018	651	↓
Quarter ending December 2018	539	↓
Variance since December 2017	(12.8%)	↓



ACTIVITY

Cumulative percentage of contracted UDA delivered 2018 & 2019



QUALITY

	Quantity	Base Number	Contract	AT	Region	England
% of FP17s for the same patient ID Re-attending within 3 months - Children	0	0	N/A	10.7%	11.8%	11.8%
% of FP17s for the same patient ID Re-attending within 3 months - Adults	0	232	0.0%	15.9%	16.7%	15.6%
% of FP17s for the same patient ID Re-attending between 3 & 9 months - Children	0	0	N/A	44.8%	48.6%	58.8%
% of FP17s for the same patient ID Re-attending between 3 & 9 months - Adults	0	232	0.0%	37.0%	39.1%	51.0%
% of FP17s for Band 1 Urgent Courses	0	126	0.0%	10.9%	10.6%	9.0%
% of FP17s Relating to Free Repair or Replacements	0	126	0.0%	0.5%	0.5%	0.8%
% of FP17s Relating to Continuations	0	126	0.0%	0.7%	0.7%	0.9%
% of Patients satisfied with the dentistry they have received	1	1	N/A	90.9%	90.2%	93.2%
% of Patients satisfied with the time they had to wait for an appointment	0	1	N/A	82.1%	85.0%	88.3%

* This is based on patients treated on this contract for their most recent course of treatment. Figures in italics indicate the base number of FP17s or Patient Questionnaire responses are less than 100. N/A is shown where the base number of responses is less than 10 during the period. % is calculated as Quantity/Base number*100

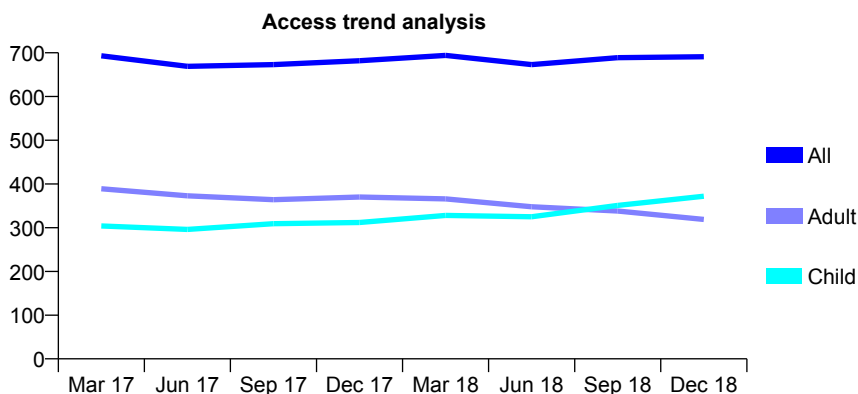
Q61 - Vital Signs At a Glance Contract Report for 237159/0002 - December 2018

Name or company name	MR HJ PAY
Contract type name	GDS Contract
Purpose of contract	General
Contract start date	01/05/2014
Contract end date	

18/19 Contracted general activity (UDA)	1,345
Carry forward general activity (UDA)	53
18/19 Contracted orthodontic activity (UOA)	0
Carry forward orthodontic activity (UOA)	0
Baseline contract value	£40,427.16

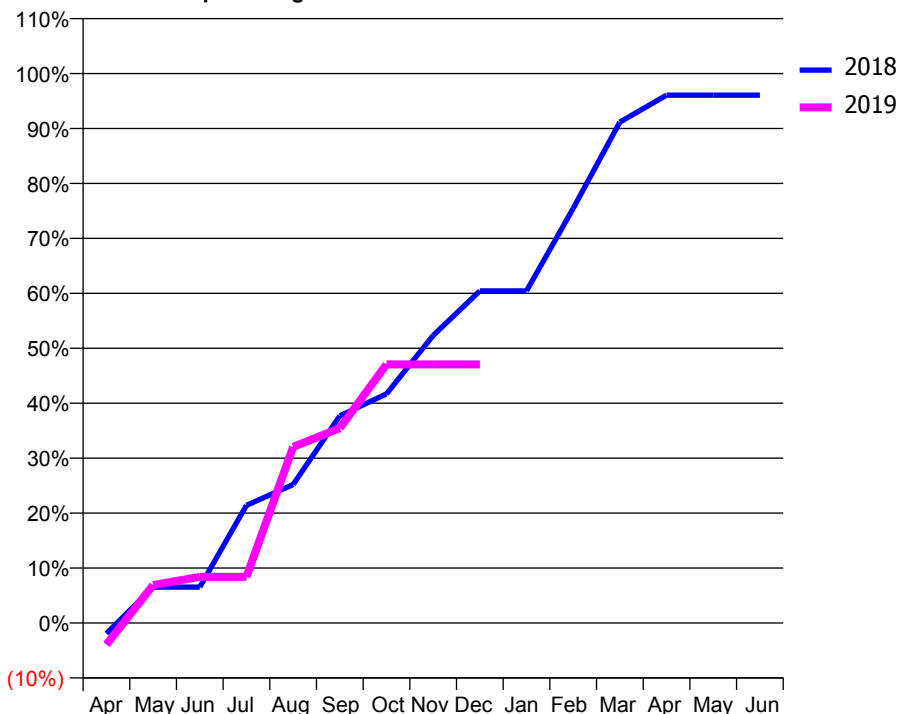
ACCESS*

Patients seen in 24 months	Total	Change since previous quarter
Quarter ending December 2017	682	
Quarter ending March 2018	694	→
Quarter ending June 2018	673	↓
Quarter ending September 2018	689	↑
Quarter ending December 2018	691	→
Variance since December 2017	1.3%	→



ACTIVITY

Cumulative percentage of contracted UDA delivered 2018 & 2019



Month	Adjusted Scheduled Activity (UDA)	
	2018	2019
April	-26	-53
May	88	93
June	88	113
July	288	113
August	339	431
September	507	477
October	561	633
November	704	633
December	813	633
January	813	
February	1,015	
March	1,226	
April	1,292	
May	1,292	
June	1,292	

QUALITY

	Quantity	Base Number	Contract	AT	Region	England
% of FP17s for the same patient ID Re-attending within 3 months - Children	32	280	11.4%	10.7%	11.8%	11.8%
% of FP17s for the same patient ID Re-attending within 3 months - Adults	12	145	8.3%	15.9%	16.7%	15.6%
% of FP17s for the same patient ID Re-attending between 3 & 9 months - Children	111	280	39.6%	44.8%	48.6%	58.8%
% of FP17s for the same patient ID Re-attending between 3 & 9 months - Adults	45	145	31.0%	37.0%	39.1%	51.0%
% of FP17s for Band 1 Urgent Courses	0	383	0.0%	10.9%	10.6%	9.0%
% of FP17s Relating to Free Repair or Replacements	0	383	0.0%	0.5%	0.5%	0.8%
% of FP17s Relating to Continuations	5	383	1.3%	0.7%	0.7%	0.9%
% of Patients satisfied with the dentistry they have received	0	0	N/A	90.9%	90.2%	93.2%
% of Patients satisfied with the time they had to wait for an appointment	0	0	N/A	82.1%	85.0%	88.3%

* This is based on patients treated on this contract for their most recent course of treatment. Figures in italics indicate the base number of FP17s or Patient Questionnaire responses are less than 100. N/A is shown where the base number of responses is less than 10 during the period. % is calculated as Quantity/Base number*100

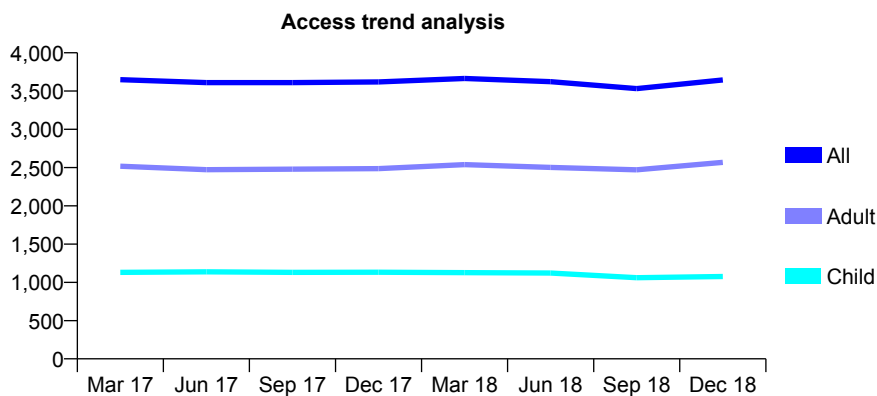
Q61 - Vital Signs At a Glance Contract Report for 238627/0001 - December 2018

Name or company name	Mr Bernard Weinbaum
Contract type name	GDS Contract
Purpose of contract	General
Contract start date	01/04/2006
Contract end date	

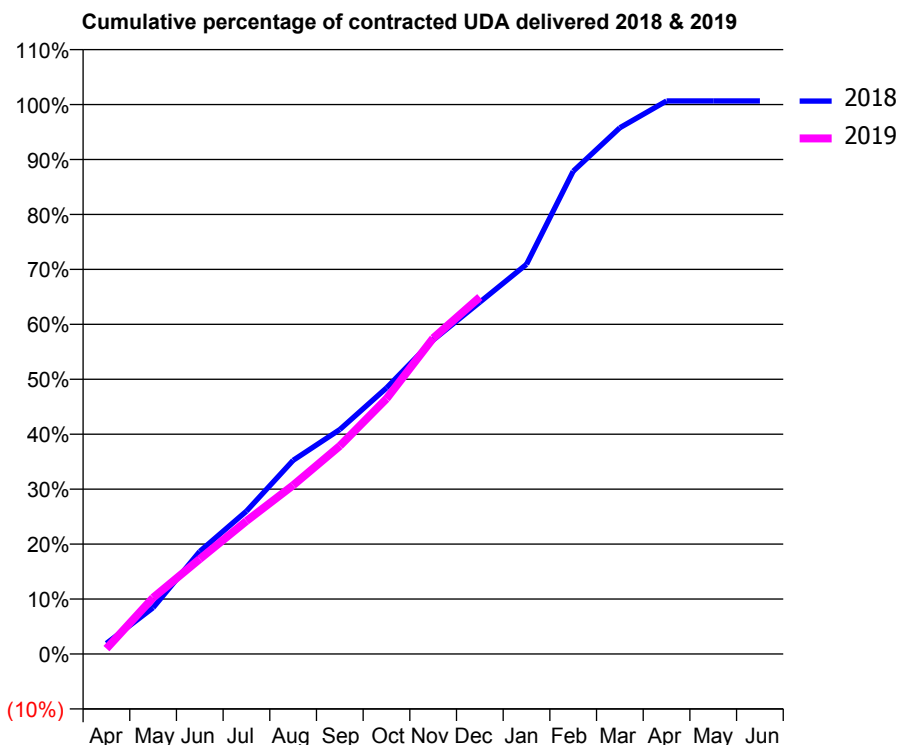
18/19 Contracted general activity (UDA)	6,804
Carry forward general activity (UDA)	-45
18/19 Contracted orthodontic activity (UOA)	0
Carry forward orthodontic activity (UOA)	0
Baseline contract value	£192,109.77

ACCESS*

Patients seen in 24 months	Total	Change since previous quarter
Quarter ending December 2017	3,619	
Quarter ending March 2018	3,665	→
Quarter ending June 2018	3,623	↓
Quarter ending September 2018	3,532	↓
Quarter ending December 2018	3,646	↑
Variance since December 2017	0.7%	→



ACTIVITY



Month	Adjusted Scheduled Activity (UDA)	
	2018	2019
April	132	66
May	574	697
June	1,271	1,177
July	1,770	1,646
August	2,398	2,090
September	2,780	2,577
October	3,295	3,161
November	3,887	3,910
December	4,356	4,419
January	4,826	
February	5,978	
March	6,516	
April	6,849	
May	6,849	
June	6,849	

QUALITY

	Quantity	Base Number	Contract	AT	Region	England
% of FP17s for the same patient ID Re-attending within 3 months - Children	64	846	7.6%	10.7%	11.8%	11.8%
% of FP17s for the same patient ID Re-attending within 3 months - Adults	257	1,638	15.7%	15.9%	16.7%	15.6%
% of FP17s for the same patient ID Re-attending between 3 & 9 months - Children	332	846	39.2%	44.8%	48.6%	58.8%
% of FP17s for the same patient ID Re-attending between 3 & 9 months - Adults	388	1,638	23.7%	37.0%	39.1%	51.0%
% of FP17s for Band 1 Urgent Courses	307	2,243	13.7%	10.9%	10.6%	9.0%
% of FP17s Relating to Free Repair or Replacements	10	2,243	0.4%	0.5%	0.5%	0.8%
% of FP17s Relating to Continuations	45	2,243	2.0%	0.7%	0.7%	0.9%
% of Patients satisfied with the dentistry they have received	4	4	N/A	90.9%	90.2%	93.2%
% of Patients satisfied with the time they had to wait for an appointment	4	4	N/A	82.1%	85.0%	88.3%

* This is based on patients treated on this contract for their most recent course of treatment. Figures in italics indicate the base number of FP17s or Patient Questionnaire responses are less than 100. N/A is shown where the base number of responses is less than 10 during the period. % is calculated as Quantity/Base number*100

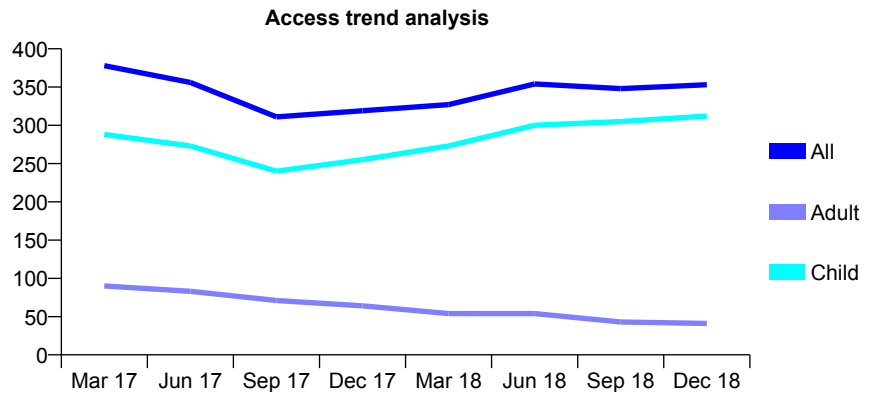
Q61 - Vital Signs At a Glance Contract Report for 241172/0001 - December 2018

Name or company name	MR RS RAO
Contract type name	GDS Contract
Purpose of contract	General
Contract start date	01/04/2006
Contract end date	

18/19 Contracted general activity (UDA)	817
Carry forward general activity (UDA)	0
18/19 Contracted orthodontic activity (UOA)	0
Carry forward orthodontic activity (UOA)	0
Baseline contract value	£20,543.75

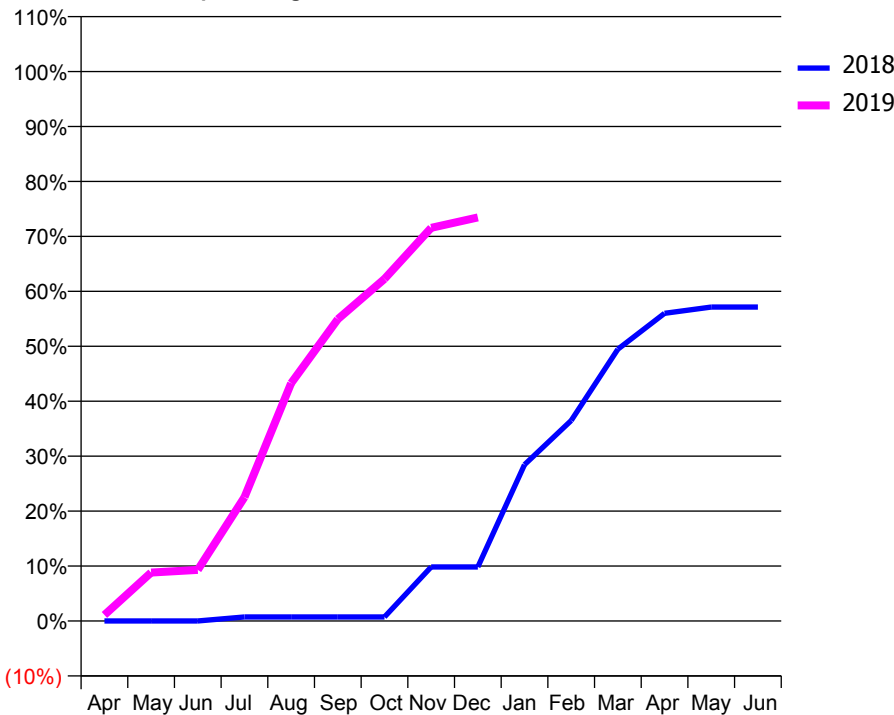
ACCESS*

Patients seen in 24 months	Total	Change since previous quarter
Quarter ending December 2017	319	
Quarter ending March 2018	327	↑
Quarter ending June 2018	354	↑
Quarter ending September 2018	348	↓
Quarter ending December 2018	353	→
Variance since December 2017	10.7%	↑



ACTIVITY

Cumulative percentage of contracted UDA delivered 2018 & 2019



Month	Adjusted Scheduled Activity (UDA)	
	2018	2019
April	0	9
May	0	72
June	0	76
July	6	184
August	6	354
September	6	449
October	6	509
November	80	585
December	80	600
January	232	
February	298	
March	404	
April	457	
May	467	
June	467	

QUALITY

	Quantity	Base Number	Contract	AT	Region	England
% of FP17s for the same patient ID Re-attending within 3 months - Children	21	327	6.4%	10.7%	11.8%	11.8%
% of FP17s for the same patient ID Re-attending within 3 months - Adults	4	24	16.7%	15.9%	16.7%	15.6%
% of FP17s for the same patient ID Re-attending between 3 & 9 months - Children	159	327	48.6%	44.8%	48.6%	58.8%
% of FP17s for the same patient ID Re-attending between 3 & 9 months - Adults	7	24	29.2%	37.0%	39.1%	51.0%
% of FP17s for Band 1 Urgent Courses	15	312	4.8%	10.9%	10.6%	9.0%
% of FP17s Relating to Free Repair or Replacements	0	312	0.0%	0.5%	0.5%	0.8%
% of FP17s Relating to Continuations	0	312	0.0%	0.7%	0.7%	0.9%
% of Patients satisfied with the dentistry they have received	0	0	N/A	90.9%	90.2%	93.2%
% of Patients satisfied with the time they had to wait for an appointment	0	0	N/A	82.1%	85.0%	88.3%

* This is based on patients treated on this contract for their most recent course of treatment. Figures in italics indicate the base number of FP17s or Patient Questionnaire responses are less than 100. N/A is shown where the base number of responses is less than 10 during the period. % is calculated as Quantity/Base number*100

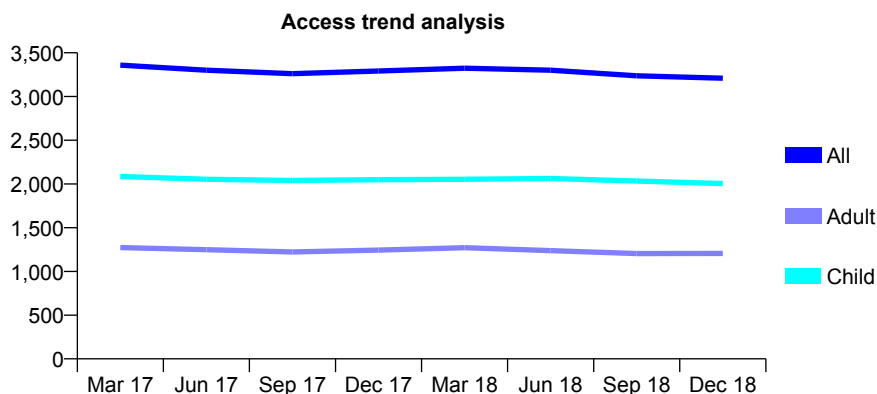
Q61 - Vital Signs At a Glance Contract Report for 244538/0001 - December 2018

Name or company name	MR MS MACMANUS
Contract type name	GDS Contract
Purpose of contract	General
Contract start date	01/04/2006
Contract end date	

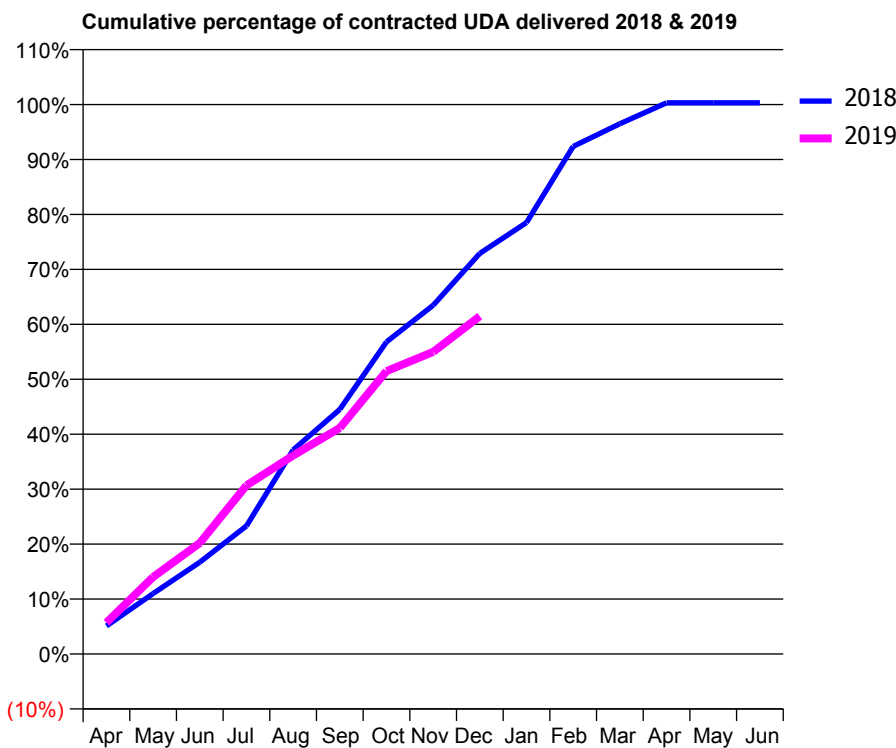
18/19 Contracted general activity (UDA)	9,054
Carry forward general activity (UDA)	-28
18/19 Contracted orthodontic activity (UOA)	0
Carry forward orthodontic activity (UOA)	0
Baseline contract value	£223,297.32

ACCESS*

Patients seen in 24 months	Total	Change since previous quarter
Quarter ending December 2017	3,292	
Quarter ending March 2018	3,324	→
Quarter ending June 2018	3,301	→
Quarter ending September 2018	3,237	↓
Quarter ending December 2018	3,210	→
Variance since December 2017	(2.5%)	↓



ACTIVITY



Month	Adjusted Scheduled Activity (UDA)	
	2018	2019
April	463	516
May	997	1,269
June	1,513	1,829
July	2,111	2,778
August	3,363	3,271
September	4,031	3,725
October	5,142	4,661
November	5,747	4,977
December	6,602	5,567
January	7,108	
February	8,363	
March	8,736	
April	9,081	
May	9,082	
June	9,082	

QUALITY

	Quantity	Base Number	Contract	AT	Region	England
% of FP17s for the same patient ID Re-attending within 3 months - Children	84	1,817	4.6%	10.7%	11.8%	11.8%
% of FP17s for the same patient ID Re-attending within 3 months - Adults	149	867	17.2%	15.9%	16.7%	15.6%
% of FP17s for the same patient ID Re-attending between 3 & 9 months - Children	919	1,817	50.6%	44.8%	48.6%	58.8%
% of FP17s for the same patient ID Re-attending between 3 & 9 months - Adults	329	867	37.9%	37.0%	39.1%	51.0%
% of FP17s for Band 1 Urgent Courses	188	2,551	7.4%	10.9%	10.6%	9.0%
% of FP17s Relating to Free Repair or Replacements	2	2,551	0.1%	0.5%	0.5%	0.8%
% of FP17s Relating to Continuations	1	2,551	0.0%	0.7%	0.7%	0.9%
% of Patients satisfied with the dentistry they have received	1	1	N/A	90.9%	90.2%	93.2%
% of Patients satisfied with the time they had to wait for an appointment	1	1	N/A	82.1%	85.0%	88.3%

* This is based on patients treated on this contract for their most recent course of treatment. Figures in italics indicate the base number of FP17s or Patient Questionnaire responses are less than 100. N/A is shown where the base number of responses is less than 10 during the period. % is calculated as Quantity/Base number*100

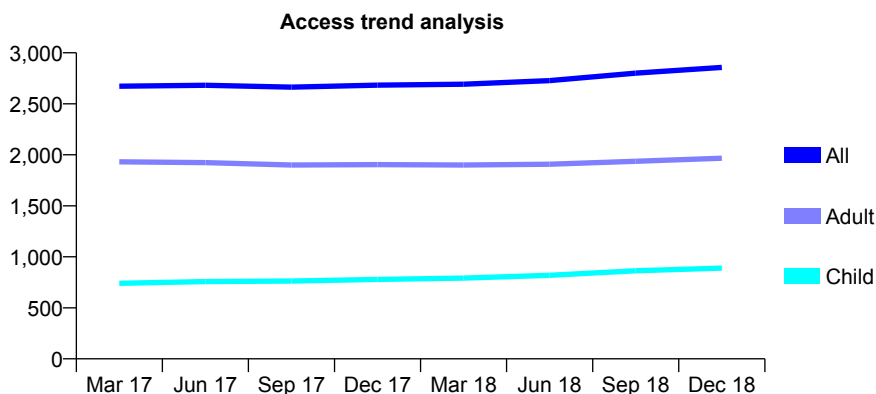
Q61 - Vital Signs At a Glance Contract Report for 245690/0002 - December 2018

Name or company name	MR N AGRAWAL
Contract type name	GDS Contract
Purpose of contract	General
Contract start date	01/04/2006
Contract end date	

18/19 Contracted general activity (UDA)	5,231
Carry forward general activity (UDA)	-61
18/19 Contracted orthodontic activity (UOA)	0
Carry forward orthodontic activity (UOA)	0
Baseline contract value	£173,521.78

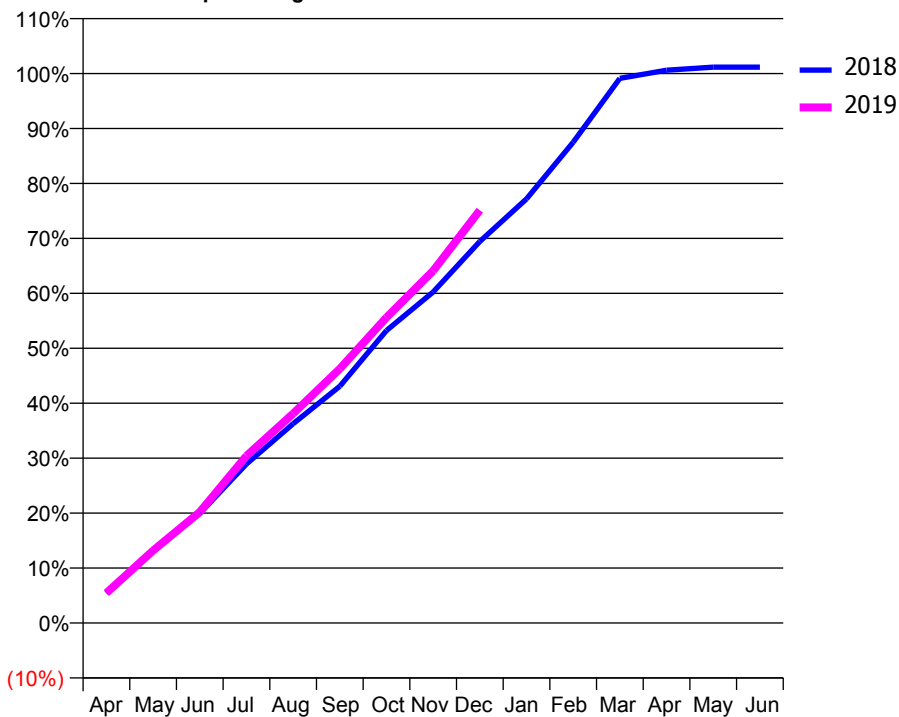
ACCESS*

Patients seen in 24 months	Total	Change since previous quarter
Quarter ending December 2017	2,683	
Quarter ending March 2018	2,692	→
Quarter ending June 2018	2,727	→
Quarter ending September 2018	2,801	↑
Quarter ending December 2018	2,857	→
Variance since December 2017	6.5%	↑



ACTIVITY

Cumulative percentage of contracted UDA delivered 2018 & 2019



Month	Adjusted Scheduled Activity (UDA)	
	2018	2019
April	282	286
May	691	690
June	1,043	1,056
July	1,513	1,592
August	1,897	1,994
September	2,254	2,420
October	2,784	2,908
November	3,151	3,353
December	3,632	3,929
January	4,037	
February	4,577	
March	5,185	
April	5,263	
May	5,292	
June	5,292	

QUALITY

	Quantity	Base Number	Contract	AT	Region	England
% of FP17s for the same patient ID Re-attending within 3 months - Children	63	724	8.7%	10.7%	11.8%	11.8%
% of FP17s for the same patient ID Re-attending within 3 months - Adults	244	1,444	16.9%	15.9%	16.7%	15.6%
% of FP17s for the same patient ID Re-attending between 3 & 9 months - Children	255	724	35.2%	44.8%	48.6%	58.8%
% of FP17s for the same patient ID Re-attending between 3 & 9 months - Adults	385	1,444	26.7%	37.0%	39.1%	51.0%
% of FP17s for Band 1 Urgent Courses	237	1,681	14.1%	10.9%	10.6%	9.0%
% of FP17s Relating to Free Repair or Replacements	8	1,681	0.5%	0.5%	0.5%	0.8%
% of FP17s Relating to Continuations	26	1,681	1.5%	0.7%	0.7%	0.9%
% of Patients satisfied with the dentistry they have received	0	0	N/A	90.9%	90.2%	93.2%
% of Patients satisfied with the time they had to wait for an appointment	0	0	N/A	82.1%	85.0%	88.3%

* This is based on patients treated on this contract for their most recent course of treatment. Figures in italics indicate the base number of FP17s or Patient Questionnaire responses are less than 100. N/A is shown where the base number of responses is less than 10 during the period. % is calculated as Quantity/Base number*100

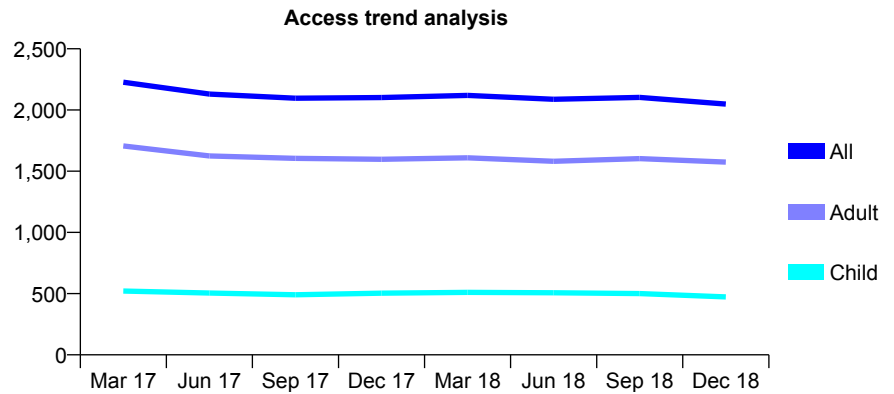
Q61 - Vital Signs At a Glance Contract Report for 250279/0004 - December 2018

Name or company name	MR S OLUBUNMI-OKE
Contract type name	GDS Contract
Purpose of contract	General
Contract start date	01/06/2014
Contract end date	

18/19 Contracted general activity (UDA)	9,194
Carry forward general activity (UDA)	-117
18/19 Contracted orthodontic activity (UOA)	0
Carry forward orthodontic activity (UOA)	0
Baseline contract value	£291,712.93

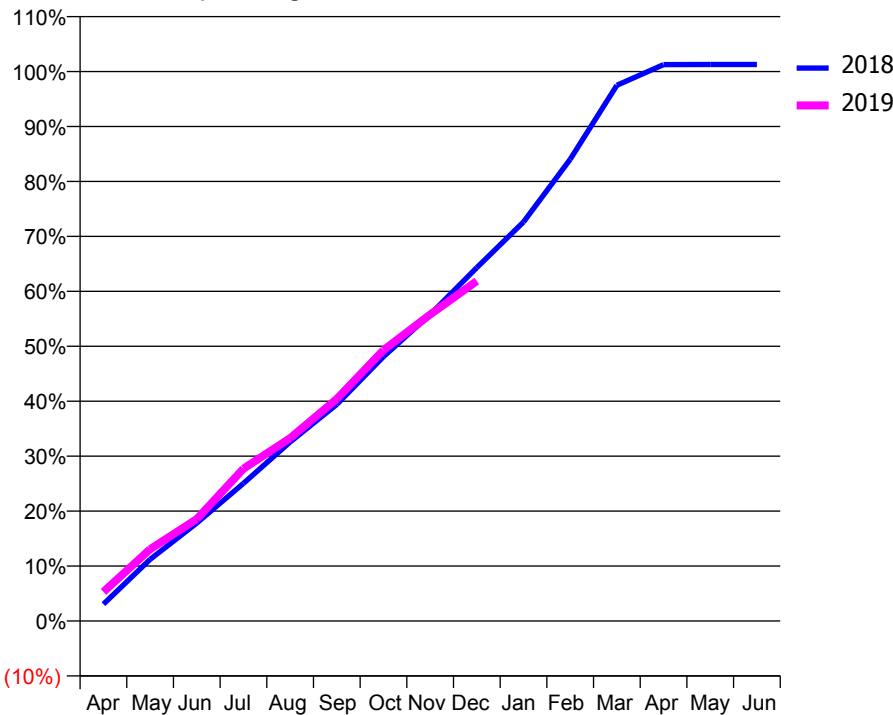
ACCESS*

Patients seen in 24 months	Total	Change since previous quarter
Quarter ending December 2017	2,102	
Quarter ending March 2018	2,119	→
Quarter ending June 2018	2,088	↓
Quarter ending September 2018	2,103	→
Quarter ending December 2018	2,048	↓
Variance since December 2017	(2.6%)	↓



ACTIVITY

Cumulative percentage of contracted UDA delivered 2018 & 2019



Month	Adjusted Scheduled Activity (UDA)	
	2018	2019
April	281	488
May	1,032	1,201
June	1,638	1,707
July	2,304	2,550
August	2,996	3,060
September	3,625	3,717
October	4,423	4,532
November	5,128	5,128
December	5,913	5,688
January	6,676	
February	7,725	
March	8,963	
April	9,310	
May	9,311	
June	9,311	

QUALITY

	Quantity	Base Number	Contract	AT	Region	England
% of FP17s for the same patient ID Re-attending within 3 months - Children	67	488	13.7%	10.7%	11.8%	11.8%
% of FP17s for the same patient ID Re-attending within 3 months - Adults	180	1,227	14.7%	15.9%	16.7%	15.6%
% of FP17s for the same patient ID Re-attending between 3 & 9 months - Children	275	488	56.4%	44.8%	48.6%	58.8%
% of FP17s for the same patient ID Re-attending between 3 & 9 months - Adults	478	1,227	39.0%	37.0%	39.1%	51.0%
% of FP17s for Band 1 Urgent Courses	117	1,638	7.1%	10.9%	10.6%	9.0%
% of FP17s Relating to Free Repair or Replacements	27	1,638	1.6%	0.5%	0.5%	0.8%
% of FP17s Relating to Continuations	4	1,638	0.2%	0.7%	0.7%	0.9%
% of Patients satisfied with the dentistry they have received	0	0	N/A	90.9%	90.2%	93.2%
% of Patients satisfied with the time they had to wait for an appointment	0	0	N/A	82.1%	85.0%	88.3%

* This is based on patients treated on this contract for their most recent course of treatment. Figures in italics indicate the base number of FP17s or Patient Questionnaire responses are less than 100. N/A is shown where the base number of responses is less than 10 during the period. % is calculated as Quantity/Base number*100

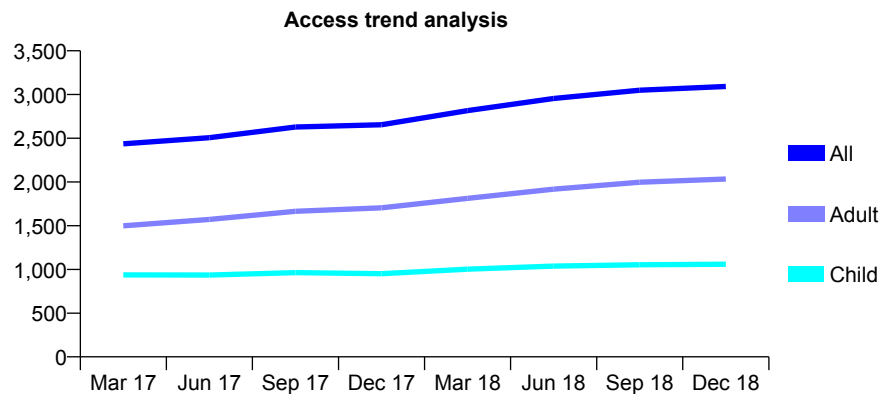
Q61 - Vital Signs At a Glance Contract Report for 250643/0001 - December 2018

Name or company name	MISS SY BHUIYAN
Contract type name	GDS Contract
Purpose of contract	General and Orthodontic
Contract start date	01/06/2015
Contract end date	

18/19 Contracted general activity (UDA)	5,300
Carry forward general activity (UDA)	-106
18/19 Contracted orthodontic activity (UOA)	6,850
Carry forward orthodontic activity (UOA)	-60
Baseline contract value	£733,679.55

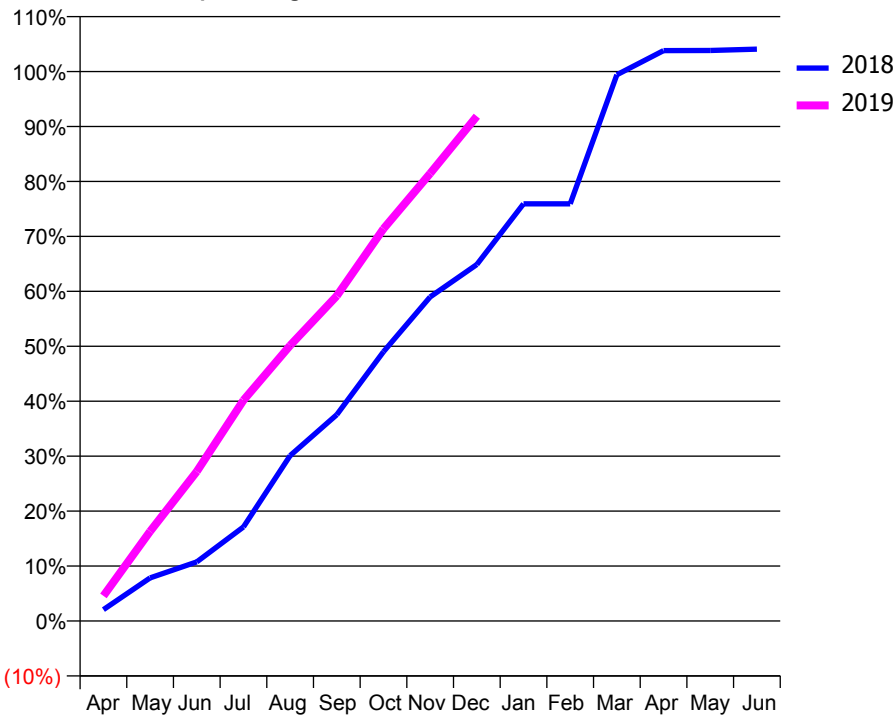
ACCESS*

Patients seen in 24 months	Total	Change since previous quarter
Quarter ending December 2017	2,655	
Quarter ending March 2018	2,816	↑
Quarter ending June 2018	2,955	↑
Quarter ending September 2018	3,050	↑
Quarter ending December 2018	3,092	→
Variance since December 2017	16.5%	↑



ACTIVITY

Cumulative percentage of contracted UDA delivered 2018 & 2019



Month	Adjusted Scheduled Activity (UDA)	
	2018	2019
April	111	242
May	416	865
June	570	1,443
July	907	2,129
August	1,595	2,658
September	1,990	3,137
October	2,597	3,784
November	3,126	4,316
December	3,438	4,869
January	4,023	
February	4,023	
March	5,269	
April	5,502	
May	5,503	
June	5,516	

QUALITY

	Quantity	Base Number	Contract	AT	Region	England
% of FP17s for the same patient ID Re-attending within 3 months - Children	97	1,208	8.0%	10.7%	11.8%	11.8%
% of FP17s for the same patient ID Re-attending within 3 months - Adults	146	1,490	9.8%	15.9%	16.7%	15.6%
% of FP17s for the same patient ID Re-attending between 3 & 9 months - Children	379	1,208	31.4%	44.8%	48.6%	58.8%
% of FP17s for the same patient ID Re-attending between 3 & 9 months - Adults	355	1,490	23.8%	37.0%	39.1%	51.0%
% of FP17s for Band 1 Urgent Courses	121	2,129	5.7%	10.9%	10.6%	9.0%
% of FP17s Relating to Free Repair or Replacements	1	2,129	0.0%	0.5%	0.5%	0.8%
% of FP17s Relating to Continuations	3	2,129	0.1%	0.7%	0.7%	0.9%
% of Patients satisfied with the dentistry they have received	0	0	N/A	90.9%	90.2%	93.2%
% of Patients satisfied with the time they had to wait for an appointment	0	0	N/A	82.1%	85.0%	88.3%

* This is based on patients treated on this contract for their most recent course of treatment. Figures in italics indicate the base number of FP17s or Patient Questionnaire responses are less than 100. N/A is shown where the base number of responses is less than 10 during the period. % is calculated as Quantity/Base number*100

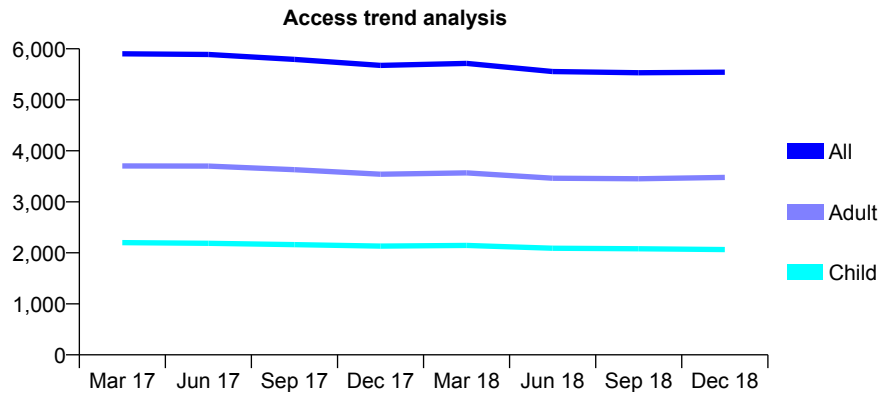
Q61 - Vital Signs At a Glance Contract Report for 250678/0001 - December 2018

Name or company name	MR GS COHEN
Contract type name	GDS Contract
Purpose of contract	General
Contract start date	01/04/2006
Contract end date	

18/19 Contracted general activity (UDA)	12,460
Carry forward general activity (UDA)	313
18/19 Contracted orthodontic activity (UOA)	0
Carry forward orthodontic activity (UOA)	0
Baseline contract value	£324,445.84

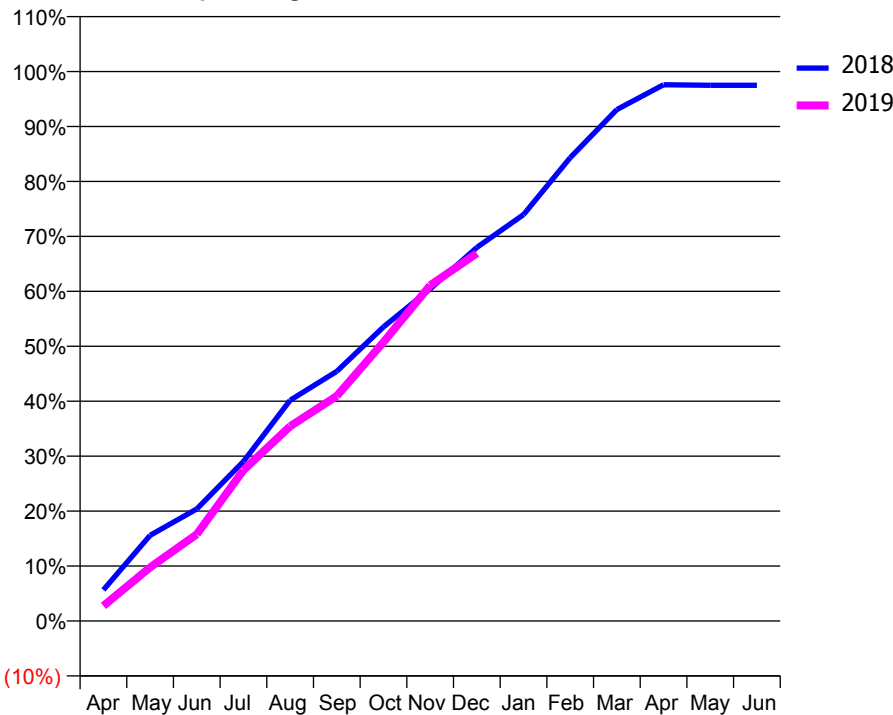
ACCESS*

Patients seen in 24 months	Total	Change since previous quarter
Quarter ending December 2017	5,675	
Quarter ending March 2018	5,713	→
Quarter ending June 2018	5,553	↓
Quarter ending September 2018	5,532	→
Quarter ending December 2018	5,542	→
Variance since December 2017	(2.3%)	↓



ACTIVITY

Cumulative percentage of contracted UDA delivered 2018 & 2019



Month	Adjusted Scheduled Activity (UDA)	
	2018	2019
April	705	342
May	1,944	1,217
June	2,541	1,967
July	3,619	3,421
August	5,004	4,415
September	5,661	5,102
October	6,668	6,325
November	7,532	7,613
December	8,472	8,338
January	9,216	
February	10,506	
March	11,597	
April	12,161	
May	12,147	
June	12,147	

QUALITY

	Quantity	Base Number	Contract	AT	Region	England
% of FP17s for the same patient ID Re-attending within 3 months - Children	136	1,826	7.4%	10.7%	11.8%	11.8%
% of FP17s for the same patient ID Re-attending within 3 months - Adults	511	2,934	17.4%	15.9%	16.7%	15.6%
% of FP17s for the same patient ID Re-attending between 3 & 9 months - Children	613	1,826	33.6%	44.8%	48.6%	58.8%
% of FP17s for the same patient ID Re-attending between 3 & 9 months - Adults	953	2,934	32.5%	37.0%	39.1%	51.0%
% of FP17s for Band 1 Urgent Courses	540	4,536	11.9%	10.9%	10.6%	9.0%
% of FP17s Relating to Free Repair or Replacements	16	4,536	0.4%	0.5%	0.5%	0.8%
% of FP17s Relating to Continuations	27	4,536	0.6%	0.7%	0.7%	0.9%
% of Patients satisfied with the dentistry they have received	1	1	N/A	90.9%	90.2%	93.2%
% of Patients satisfied with the time they had to wait for an appointment	1	1	N/A	82.1%	85.0%	88.3%

* This is based on patients treated on this contract for their most recent course of treatment. Figures in italics indicate the base number of FP17s or Patient Questionnaire responses are less than 100. N/A is shown where the base number of responses is less than 10 during the period. % is calculated as Quantity/Base number*100

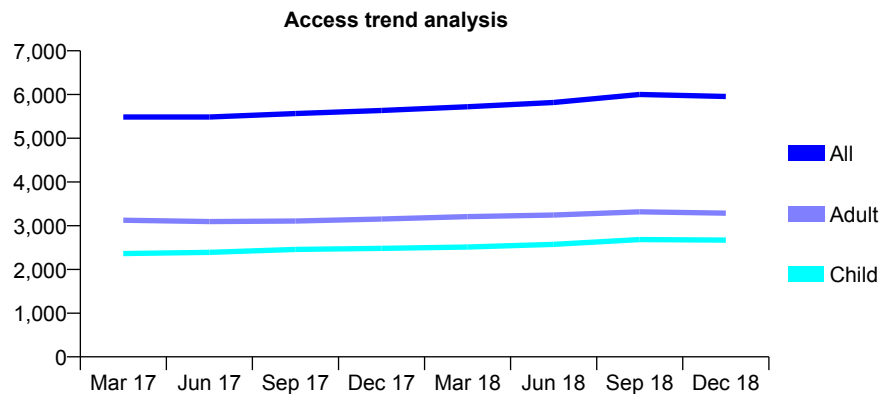
Q61 - Vital Signs At a Glance Contract Report for 250805/0001 - December 2018

Name or company name	Mrs A Chagger and Mr S Chagger
Contract type name	GDS Contract
Purpose of contract	General
Contract start date	01/04/2006
Contract end date	

18/19 Contracted general activity (UDA)	20,606
Carry forward general activity (UDA)	556
18/19 Contracted orthodontic activity (UOA)	0
Carry forward orthodontic activity (UOA)	0
Baseline contract value	£600,397.97

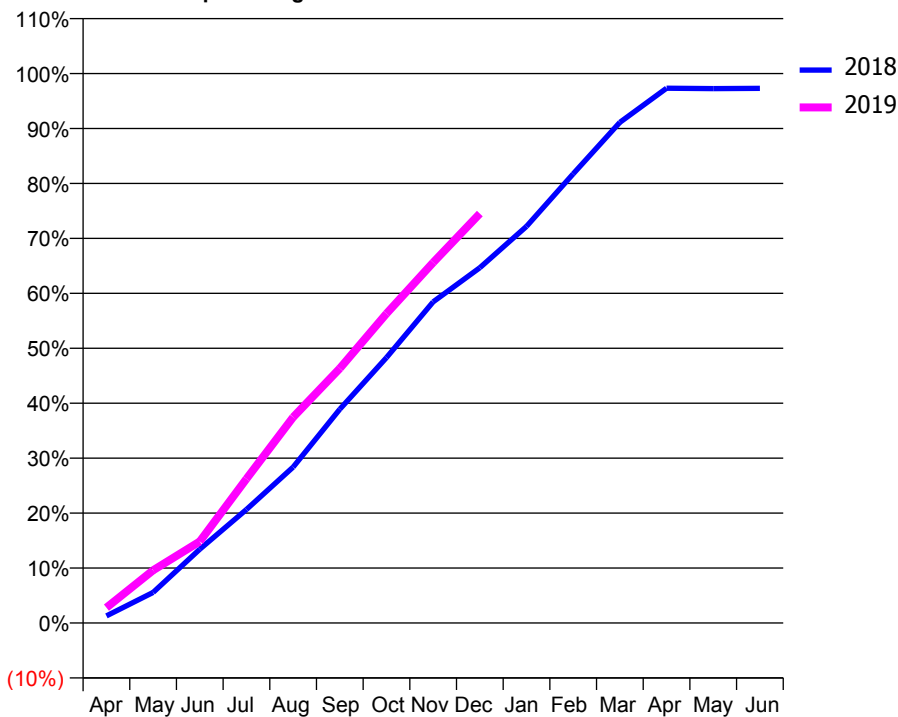
ACCESS*

Patients seen in 24 months	Total	Change since previous quarter
Quarter ending December 2017	5,634	
Quarter ending March 2018	5,719	→
Quarter ending June 2018	5,818	→
Quarter ending September 2018	6,000	↑
Quarter ending December 2018	5,956	→
Variance since December 2017	5.7%	↑



ACTIVITY

Cumulative percentage of contracted UDA delivered 2018 & 2019



Month	Adjusted Scheduled Activity (UDA)	
	2018	2019
April	266	579
May	1,150	1,976
June	2,768	3,056
July	4,258	5,409
August	5,849	7,716
September	8,020	9,547
October	9,953	11,602
November	12,044	13,519
December	13,322	15,356
January	14,874	
February	16,846	
March	18,773	
April	20,053	
May	20,041	
June	20,050	

QUALITY

	Quantity	Base Number	Contract	AT	Region	England
% of FP17s for the same patient ID Re-attending within 3 months - Children	171	2,323	7.4%	10.7%	11.8%	11.8%
% of FP17s for the same patient ID Re-attending within 3 months - Adults	377	2,701	14.0%	15.9%	16.7%	15.6%
% of FP17s for the same patient ID Re-attending between 3 & 9 months - Children	920	2,323	39.6%	44.8%	48.6%	58.8%
% of FP17s for the same patient ID Re-attending between 3 & 9 months - Adults	833	2,701	30.8%	37.0%	39.1%	51.0%
% of FP17s for Band 1 Urgent Courses	444	4,739	9.4%	10.9%	10.6%	9.0%
% of FP17s Relating to Free Repair or Replacements	0	4,739	0.0%	0.5%	0.5%	0.8%
% of FP17s Relating to Continuations	6	4,739	0.1%	0.7%	0.7%	0.9%
% of Patients satisfied with the dentistry they have received	0	1	N/A	90.9%	90.2%	93.2%
% of Patients satisfied with the time they had to wait for an appointment	0	1	N/A	82.1%	85.0%	88.3%

* This is based on patients treated on this contract for their most recent course of treatment. Figures in italics indicate the base number of FP17s or Patient Questionnaire responses are less than 100. N/A is shown where the base number of responses is less than 10 during the period. % is calculated as Quantity/Base number*100

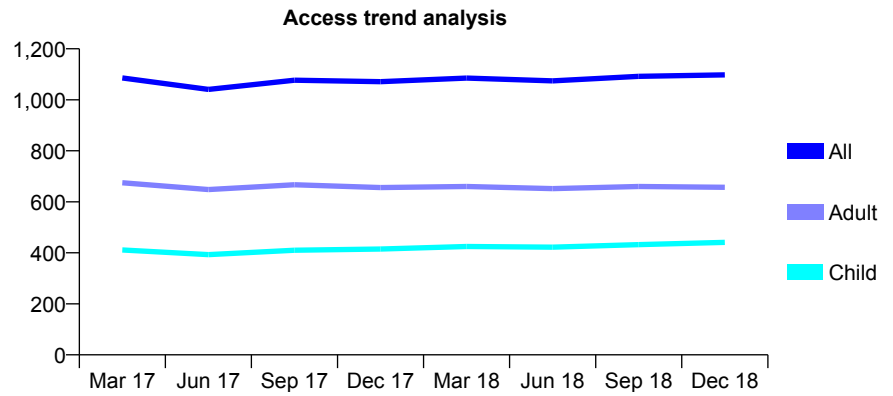
Q61 - Vital Signs At a Glance Contract Report for 250805/0004 - December 2018

Name or company name	MRS A CHAGGER
Contract type name	GDS Contract
Purpose of contract	General
Contract start date	01/02/2011
Contract end date	

18/19 Contracted general activity (UDA)	3,369
Carry forward general activity (UDA)	42
18/19 Contracted orthodontic activity (UOA)	0
Carry forward orthodontic activity (UOA)	0
Baseline contract value	£105,980.08

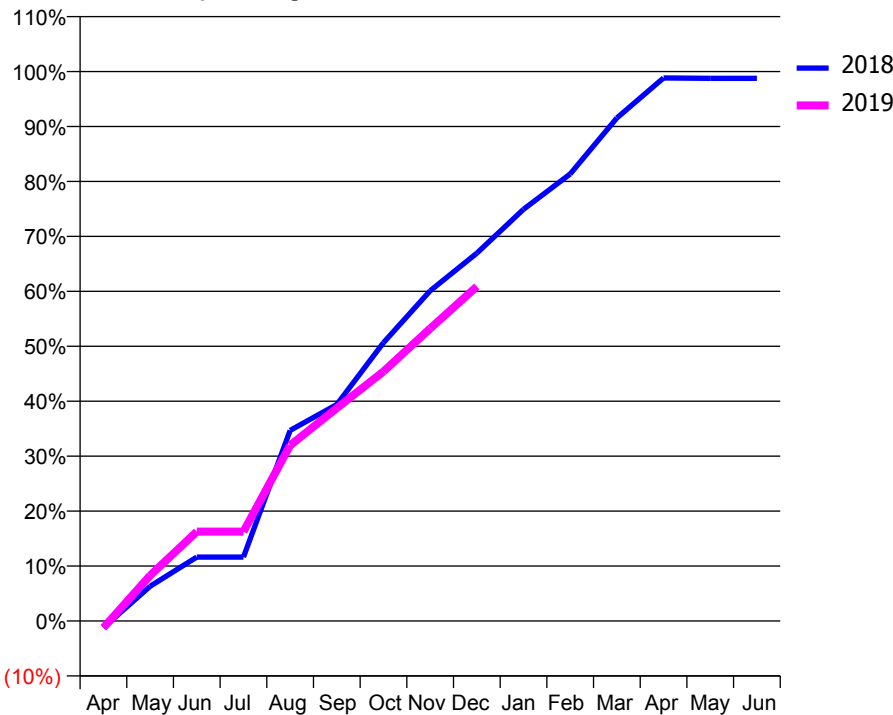
ACCESS*

Patients seen in 24 months	Total	Change since previous quarter
Quarter ending December 2017	1,071	
Quarter ending March 2018	1,085	→
Quarter ending June 2018	1,074	↓
Quarter ending September 2018	1,092	→
Quarter ending December 2018	1,098	→
Variance since December 2017	2.5%	↑



ACTIVITY

Cumulative percentage of contracted UDA delivered 2018 & 2019



Month	Adjusted Scheduled Activity (UDA)	
	2018	2019
April	-41	-42
May	213	279
June	392	548
July	392	548
August	1,168	1,077
September	1,327	1,305
October	1,707	1,530
November	2,024	1,793
December	2,255	2,051
January	2,524	
February	2,741	
March	3,084	
April	3,330	
May	3,327	
June	3,327	

QUALITY

	Quantity	Base Number	Contract	AT	Region	England
% of FP17s for the same patient ID Re-attending within 3 months - Children	27	493	5.5%	10.7%	11.8%	11.8%
% of FP17s for the same patient ID Re-attending within 3 months - Adults	59	677	8.7%	15.9%	16.7%	15.6%
% of FP17s for the same patient ID Re-attending between 3 & 9 months - Children	300	493	60.9%	44.8%	48.6%	58.8%
% of FP17s for the same patient ID Re-attending between 3 & 9 months - Adults	454	677	67.1%	37.0%	39.1%	51.0%
% of FP17s for Band 1 Urgent Courses	34	1,096	3.1%	10.9%	10.6%	9.0%
% of FP17s Relating to Free Repair or Replacements	3	1,096	0.3%	0.5%	0.5%	0.8%
% of FP17s Relating to Continuations	1	1,096	0.1%	0.7%	0.7%	0.9%
% of Patients satisfied with the dentistry they have received	0	0	N/A	90.9%	90.2%	93.2%
% of Patients satisfied with the time they had to wait for an appointment	0	0	N/A	82.1%	85.0%	88.3%

* This is based on patients treated on this contract for their most recent course of treatment. Figures in italics indicate the base number of FP17s or Patient Questionnaire responses are less than 100. N/A is shown where the base number of responses is less than 10 during the period. % is calculated as Quantity/Base number*100

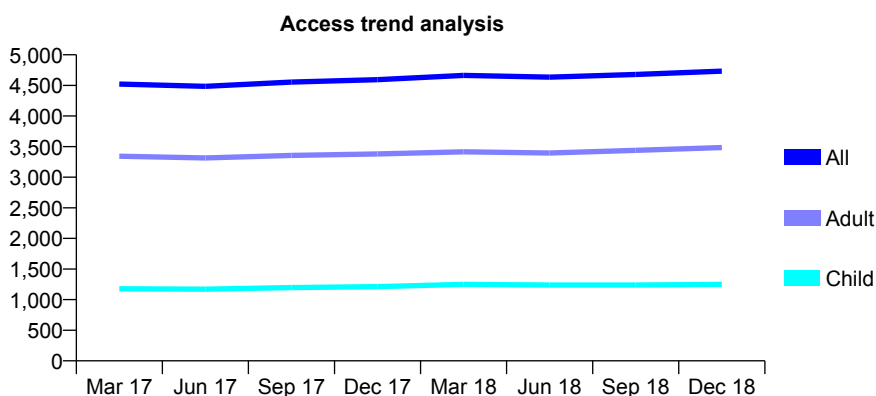
Q61 - Vital Signs At a Glance Contract Report for 251348/0001 - December 2018

Name or company name	MR A MOTAMEDARDAMEH
Contract type name	GDS Contract
Purpose of contract	General
Contract start date	01/04/2006
Contract end date	

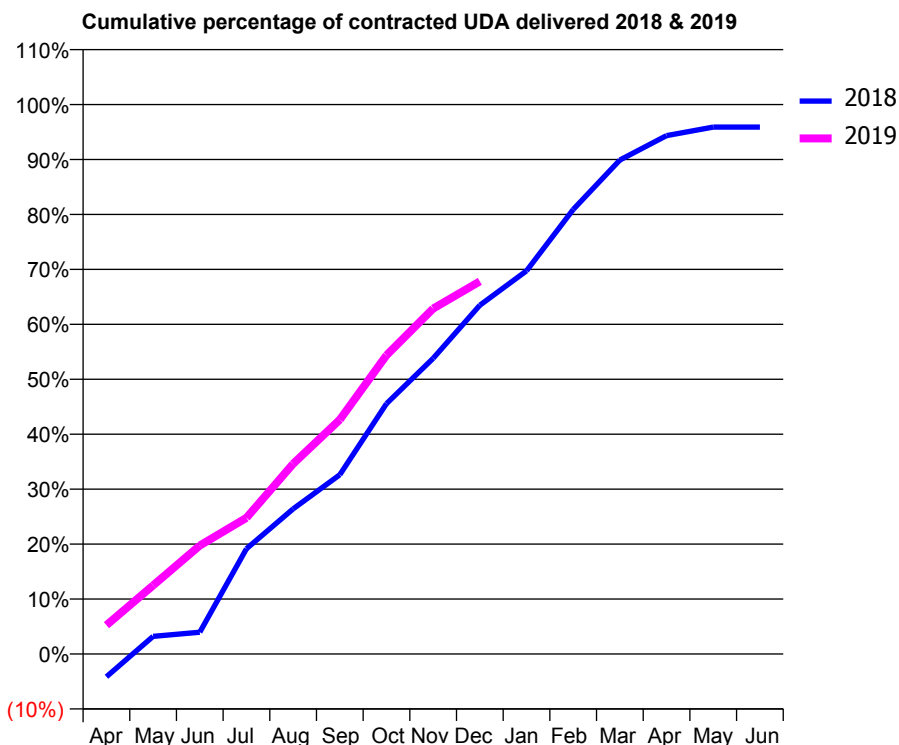
18/19 Contracted general activity (UDA)	15,139
Carry forward general activity (UDA)	0
18/19 Contracted orthodontic activity (UOA)	0
Carry forward orthodontic activity (UOA)	0
Baseline contract value	£400,952.29

ACCESS*

Patients seen in 24 months	Total	Change since previous quarter
Quarter ending December 2017	4,593	
Quarter ending March 2018	4,663	→
Quarter ending June 2018	4,635	→
Quarter ending September 2018	4,678	→
Quarter ending December 2018	4,734	→
Variance since December 2017	3.1%	↑



ACTIVITY



Month	Adjusted Scheduled Activity (UDA)	
	2018	2019
April	-629	794
May	485	1,891
June	601	2,987
July	2,902	3,753
August	3,997	5,240
September	4,941	6,458
October	6,898	8,230
November	8,148	9,516
December	9,608	10,266
January	10,556	
February	12,247	
March	13,611	
April	14,282	
May	14,518	
June	14,518	

QUALITY

	Quantity	Base Number	Contract	AT	Region	England
% of FP17s for the same patient ID Re-attending within 3 months - Children	87	1,016	8.6%	10.7%	11.8%	11.8%
% of FP17s for the same patient ID Re-attending within 3 months - Adults	500	2,619	19.1%	15.9%	16.7%	15.6%
% of FP17s for the same patient ID Re-attending between 3 & 9 months - Children	375	1,016	36.9%	44.8%	48.6%	58.8%
% of FP17s for the same patient ID Re-attending between 3 & 9 months - Adults	694	2,619	26.5%	37.0%	39.1%	51.0%
% of FP17s for Band 1 Urgent Courses	529	3,391	15.6%	10.9%	10.6%	9.0%
% of FP17s Relating to Free Repair or Replacements	29	3,391	0.9%	0.5%	0.5%	0.8%
% of FP17s Relating to Continuations	20	3,391	0.6%	0.7%	0.7%	0.9%
% of Patients satisfied with the dentistry they have received	0	0	N/A	90.9%	90.2%	93.2%
% of Patients satisfied with the time they had to wait for an appointment	0	0	N/A	82.1%	85.0%	88.3%

* This is based on patients treated on this contract for their most recent course of treatment. Figures in italics indicate the base number of FP17s or Patient Questionnaire responses are less than 100. N/A is shown where the base number of responses is less than 10 during the period. % is calculated as Quantity/Base number*100

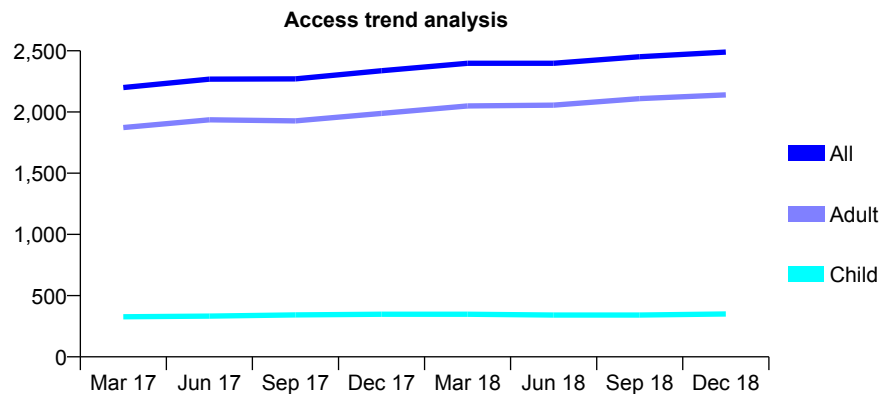
Q61 - Vital Signs At a Glance Contract Report for 256722/0001 - December 2018

Name or company name	MR S PATEL
Contract type name	GDS Contract
Purpose of contract	General
Contract start date	01/04/2006
Contract end date	

18/19 Contracted general activity (UDA)	4,834
Carry forward general activity (UDA)	-97
18/19 Contracted orthodontic activity (UOA)	0
Carry forward orthodontic activity (UOA)	0
Baseline contract value	£175,485.72

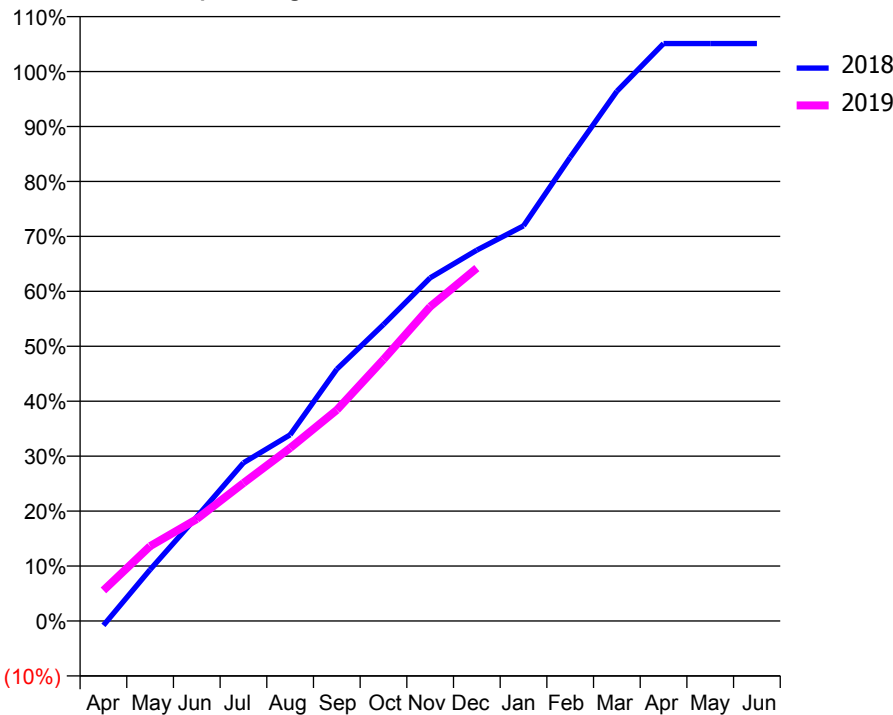
ACCESS*

Patients seen in 24 months	Total	Change since previous quarter
Quarter ending December 2017	2,337	
Quarter ending March 2018	2,398	↑
Quarter ending June 2018	2,398	→
Quarter ending September 2018	2,452	↑
Quarter ending December 2018	2,490	→
Variance since December 2017	6.5%	↑



ACTIVITY

Cumulative percentage of contracted UDA delivered 2018 & 2019



Month	Adjusted Scheduled Activity (UDA)	
	2018	2019
April	-40	269
May	452	658
June	917	897
July	1,392	1,213
August	1,639	1,522
September	2,216	1,856
October	2,609	2,301
November	3,019	2,766
December	3,262	3,105
January	3,477	
February	4,079	
March	4,660	
April	5,079	
May	5,079	
June	5,079	

QUALITY

	Quantity	Base Number	Contract	AT	Region	England
% of FP17s for the same patient ID Re-attending within 3 months - Children	31	308	10.1%	10.7%	11.8%	11.8%
% of FP17s for the same patient ID Re-attending within 3 months - Adults	129	1,541	8.4%	15.9%	16.7%	15.6%
% of FP17s for the same patient ID Re-attending between 3 & 9 months - Children	144	308	46.8%	44.8%	48.6%	58.8%
% of FP17s for the same patient ID Re-attending between 3 & 9 months - Adults	612	1,541	39.7%	37.0%	39.1%	51.0%
% of FP17s for Band 1 Urgent Courses	68	1,443	4.7%	10.9%	10.6%	9.0%
% of FP17s Relating to Free Repair or Replacements	9	1,443	0.6%	0.5%	0.5%	0.8%
% of FP17s Relating to Continuations	1	1,443	0.1%	0.7%	0.7%	0.9%
% of Patients satisfied with the dentistry they have received	0	0	N/A	90.9%	90.2%	93.2%
% of Patients satisfied with the time they had to wait for an appointment	0	0	N/A	82.1%	85.0%	88.3%

* This is based on patients treated on this contract for their most recent course of treatment. Figures in italics indicate the base number of FP17s or Patient Questionnaire responses are less than 100. N/A is shown where the base number of responses is less than 10 during the period. % is calculated as Quantity/Base number*100

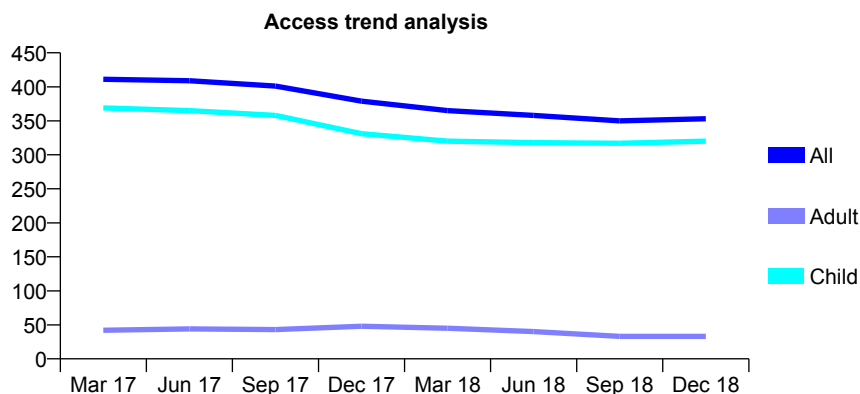
Q61 - Vital Signs At a Glance Contract Report for 256951/0001 - December 2018

Name or company name	MR I DAVIS
Contract type name	GDS Contract
Purpose of contract	General
Contract start date	01/04/2006
Contract end date	

18/19 Contracted general activity (UDA)	735
Carry forward general activity (UDA)	-3
18/19 Contracted orthodontic activity (UOA)	0
Carry forward orthodontic activity (UOA)	0
Baseline contract value	£17,927.61

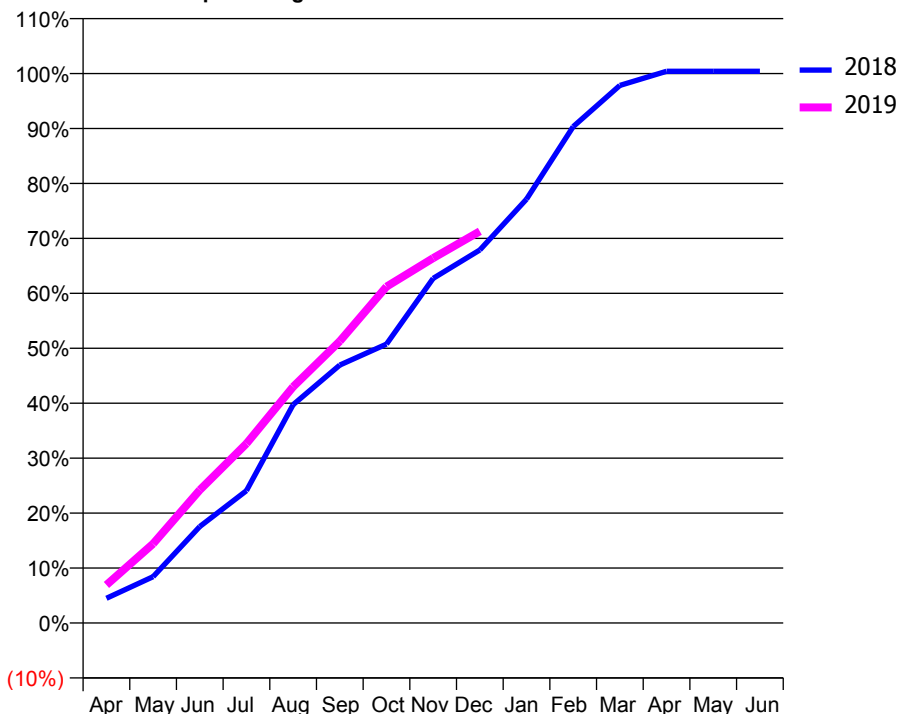
ACCESS*

Patients seen in 24 months	Total	Change since previous quarter
Quarter ending December 2017	379	
Quarter ending March 2018	365	↓
Quarter ending June 2018	358	↓
Quarter ending September 2018	350	↓
Quarter ending December 2018	353	→
Variance since December 2017	(6.9%)	↓



ACTIVITY

Cumulative percentage of contracted UDA delivered 2018 & 2019



Adjusted Scheduled Activity (UDA)		
Month	2018	2019
April	33	51
May	62	106
June	129	178
July	177	240
August	292	316
September	345	377
October	373	450
November	461	488
December	499	524
January	567	
February	664	
March	719	
April	738	
May	738	
June	738	

QUALITY

	Quantity	Base Number	Contract	AT	Region	England
% of FP17s for the same patient ID Re-attending within 3 months - Children	13	291	4.5%	10.7%	11.8%	11.8%
% of FP17s for the same patient ID Re-attending within 3 months - Adults	0	8	0.0%	15.9%	16.7%	15.6%
% of FP17s for the same patient ID Re-attending between 3 & 9 months - Children	142	291	48.8%	44.8%	48.6%	58.8%
% of FP17s for the same patient ID Re-attending between 3 & 9 months - Adults	4	8	50.0%	37.0%	39.1%	51.0%
% of FP17s for Band 1 Urgent Courses	0	285	0.0%	10.9%	10.6%	9.0%
% of FP17s Relating to Free Repair or Replacements	0	285	0.0%	0.5%	0.5%	0.8%
% of FP17s Relating to Continuations	0	285	0.0%	0.7%	0.7%	0.9%
% of Patients satisfied with the dentistry they have received	0	0	N/A	90.9%	90.2%	93.2%
% of Patients satisfied with the time they had to wait for an appointment	0	0	N/A	82.1%	85.0%	88.3%

* This is based on patients treated on this contract for their most recent course of treatment. Figures in italics indicate the base number of FP17s or Patient Questionnaire responses are less than 100. N/A is shown where the base number of responses is less than 10 during the period. % is calculated as Quantity/Base number*100

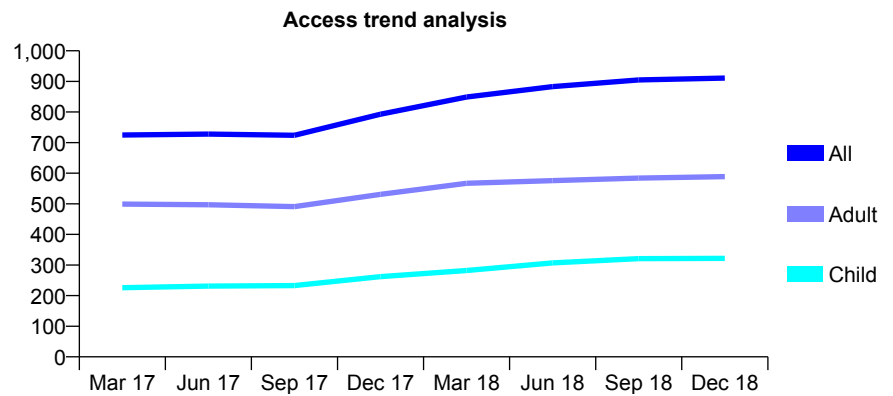
Q61 - Vital Signs At a Glance Contract Report for 258016/0001 - December 2018

Name or company name	MR L KHALILIBEGLOO
Contract type name	GDS Contract
Purpose of contract	General
Contract start date	01/04/2006
Contract end date	

18/19 Contracted general activity (UDA)	1,900
Carry forward general activity (UDA)	-13
18/19 Contracted orthodontic activity (UOA)	0
Carry forward orthodontic activity (UOA)	0
Baseline contract value	£62,163.75

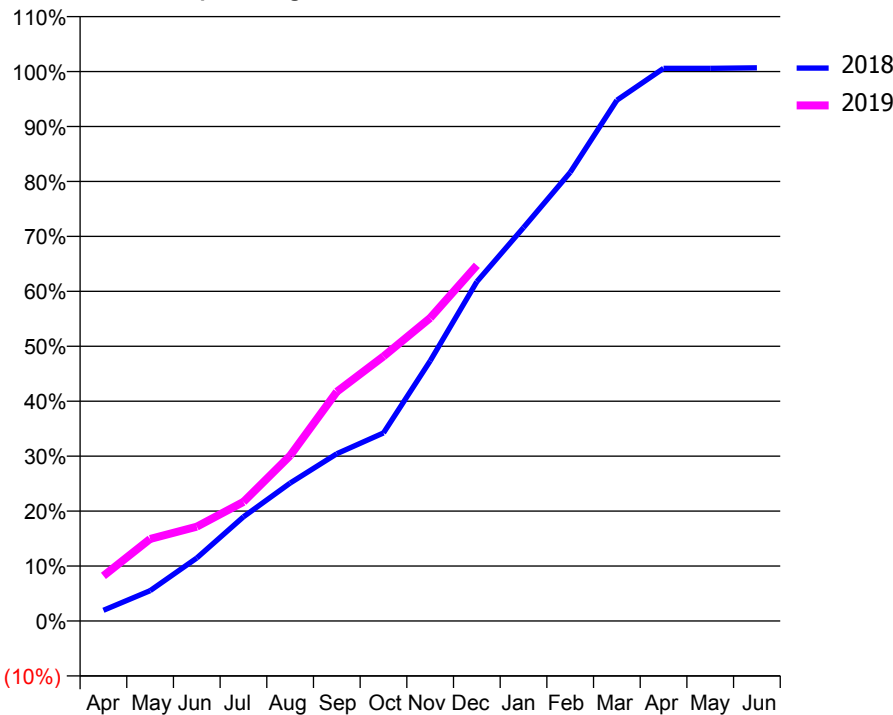
ACCESS*

Patients seen in 24 months	Total	Change since previous quarter
Quarter ending December 2017	793	
Quarter ending March 2018	849	↑
Quarter ending June 2018	883	↑
Quarter ending September 2018	905	↑
Quarter ending December 2018	911	→
Variance since December 2017	14.9%	↑



ACTIVITY

Cumulative percentage of contracted UDA delivered 2018 & 2019



Month	Adjusted Scheduled Activity (UDA)	
	2018	2019
April	37	156
May	105	284
June	218	326
July	360	412
August	477	572
September	578	793
October	650	915
November	899	1,048
December	1,173	1,230
January	1,360	
February	1,551	
March	1,801	
April	1,911	
May	1,911	
June	1,913	

QUALITY

	Quantity	Base Number	Contract	AT	Region	England
% of FP17s for the same patient ID Re-attending within 3 months - Children	2	232	0.9%	10.7%	11.8%	11.8%
% of FP17s for the same patient ID Re-attending within 3 months - Adults	12	375	3.2%	15.9%	16.7%	15.6%
% of FP17s for the same patient ID Re-attending between 3 & 9 months - Children	79	232	34.1%	44.8%	48.6%	58.8%
% of FP17s for the same patient ID Re-attending between 3 & 9 months - Adults	134	375	35.7%	37.0%	39.1%	51.0%
% of FP17s for Band 1 Urgent Courses	0	585	0.0%	10.9%	10.6%	9.0%
% of FP17s Relating to Free Repair or Replacements	2	585	0.3%	0.5%	0.5%	0.8%
% of FP17s Relating to Continuations	4	585	0.7%	0.7%	0.7%	0.9%
% of Patients satisfied with the dentistry they have received	0	0	N/A	90.9%	90.2%	93.2%
% of Patients satisfied with the time they had to wait for an appointment	0	0	N/A	82.1%	85.0%	88.3%

* This is based on patients treated on this contract for their most recent course of treatment. Figures in italics indicate the base number of FP17s or Patient Questionnaire responses are less than 100. N/A is shown where the base number of responses is less than 10 during the period. % is calculated as Quantity/Base number*100

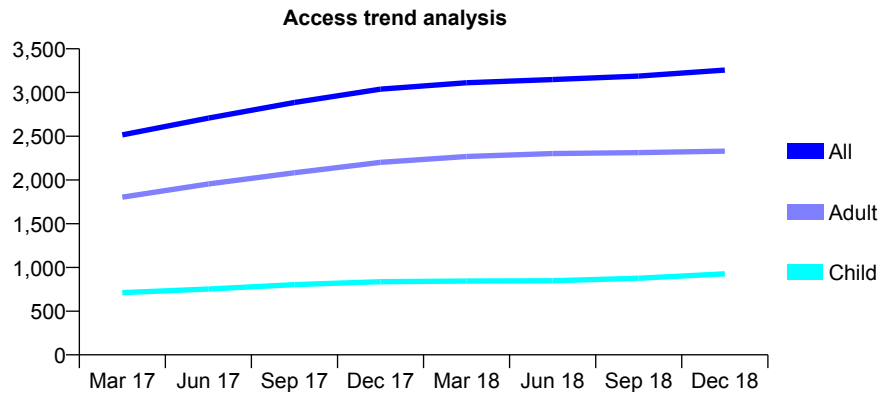
Q61 - Vital Signs At a Glance Contract Report for 269824/0001 - December 2018

Name or company name	MR A SHARMA
Contract type name	GDS Contract
Purpose of contract	General
Contract start date	01/01/2016
Contract end date	

18/19 Contracted general activity (UDA)	8,143
Carry forward general activity (UDA)	103
18/19 Contracted orthodontic activity (UOA)	0
Carry forward orthodontic activity (UOA)	0
Baseline contract value	£219,262.20

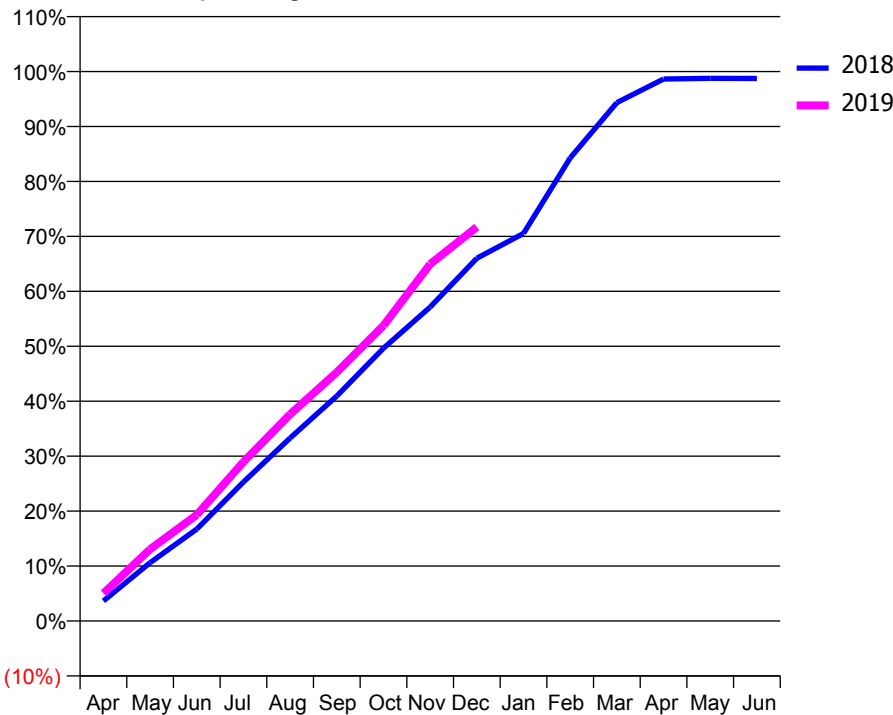
ACCESS*

Patients seen in 24 months	Total	Change since previous quarter
Quarter ending December 2017	3,038	
Quarter ending March 2018	3,112	↑
Quarter ending June 2018	3,149	→
Quarter ending September 2018	3,188	→
Quarter ending December 2018	3,256	↑
Variance since December 2017	7.2%	↑



ACTIVITY

Cumulative percentage of contracted UDA delivered 2018 & 2019



Month	Adjusted Scheduled Activity (UDA)	
	2018	2019
April	297	411
May	864	1,064
June	1,363	1,574
July	2,061	2,359
August	2,712	3,064
September	3,335	3,687
October	4,042	4,378
November	4,653	5,289
December	5,377	5,838
January	5,744	
February	6,861	
March	7,681	
April	8,032	
May	8,041	
June	8,040	

QUALITY

	Quantity	Base Number	Contract	AT	Region	England
% of FP17s for the same patient ID Re-attending within 3 months - Children	77	1,060	7.3%	10.7%	11.8%	11.8%
% of FP17s for the same patient ID Re-attending within 3 months - Adults	279	2,214	12.6%	15.9%	16.7%	15.6%
% of FP17s for the same patient ID Re-attending between 3 & 9 months - Children	564	1,060	53.2%	44.8%	48.6%	58.8%
% of FP17s for the same patient ID Re-attending between 3 & 9 months - Adults	1,054	2,214	47.6%	37.0%	39.1%	51.0%
% of FP17s for Band 1 Urgent Courses	208	3,132	6.6%	10.9%	10.6%	9.0%
% of FP17s Relating to Free Repair or Replacements	39	3,132	1.2%	0.5%	0.5%	0.8%
% of FP17s Relating to Continuations	20	3,132	0.6%	0.7%	0.7%	0.9%
% of Patients satisfied with the dentistry they have received	1	1	N/A	90.9%	90.2%	93.2%
% of Patients satisfied with the time they had to wait for an appointment	1	1	N/A	82.1%	85.0%	88.3%

* This is based on patients treated on this contract for their most recent course of treatment. Figures in italics indicate the base number of FP17s or Patient Questionnaire responses are less than 100. N/A is shown where the base number of responses is less than 10 during the period. % is calculated as Quantity/Base number*100

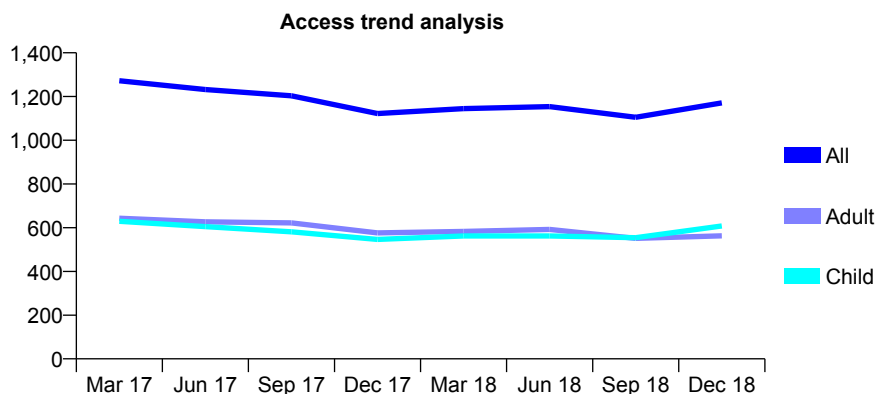
Q61 - Vital Signs At a Glance Contract Report for 270180/0001 - December 2018

Name or company name	MR SS SIHRA
Contract type name	GDS Contract
Purpose of contract	General
Contract start date	01/04/2006
Contract end date	

18/19 Contracted general activity (UDA)	4,009
Carry forward general activity (UDA)	-23
18/19 Contracted orthodontic activity (UOA)	0
Carry forward orthodontic activity (UOA)	0
Baseline contract value	£132,107.93

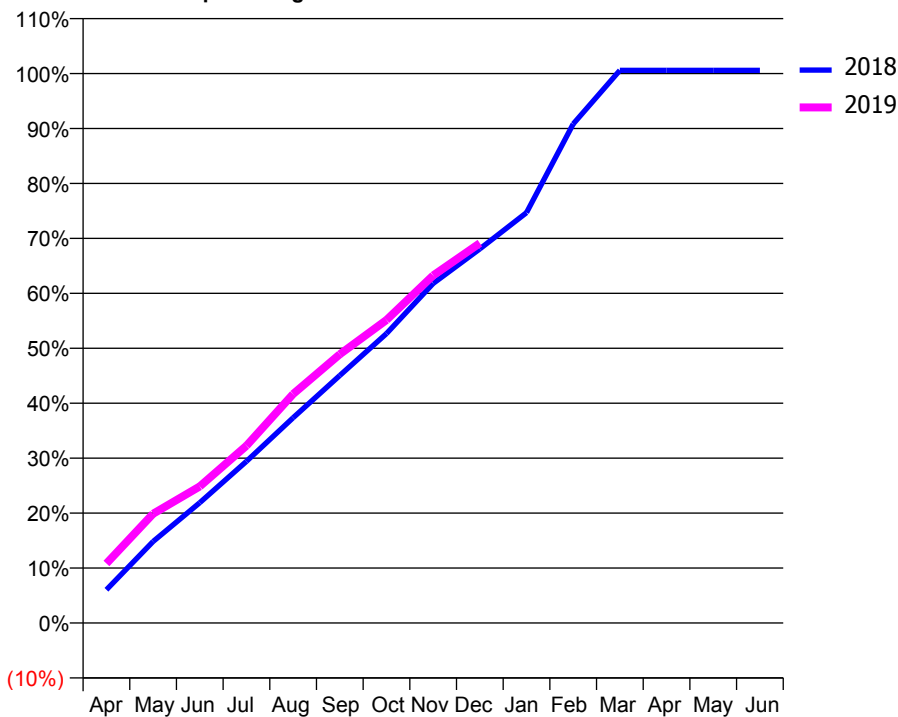
ACCESS*

Patients seen in 24 months	Total	Change since previous quarter
Quarter ending December 2017	1,122	
Quarter ending March 2018	1,145	↑
Quarter ending June 2018	1,154	→
Quarter ending September 2018	1,105	↓
Quarter ending December 2018	1,171	↑
Variance since December 2017	4.4%	↑



ACTIVITY

Cumulative percentage of contracted UDA delivered 2018 & 2019



Adjusted Scheduled Activity (UDA)		
Month	2018	2019
April	243	434
May	595	797
June	878	996
July	1,180	1,294
August	1,497	1,671
September	1,806	1,961
October	2,112	2,211
November	2,478	2,536
December	2,730	2,771
January	2,994	
February	3,641	
March	4,032	
April	4,032	
May	4,032	
June	4,032	

QUALITY

	Quantity	Base Number	Contract	AT	Region	England
% of FP17s for the same patient ID Re-attending within 3 months - Children	29	646	4.5%	10.7%	11.8%	11.8%
% of FP17s for the same patient ID Re-attending within 3 months - Adults	36	395	9.1%	15.9%	16.7%	15.6%
% of FP17s for the same patient ID Re-attending between 3 & 9 months - Children	352	646	54.5%	44.8%	48.6%	58.8%
% of FP17s for the same patient ID Re-attending between 3 & 9 months - Adults	155	395	39.2%	37.0%	39.1%	51.0%
% of FP17s for Band 1 Urgent Courses	9	949	0.9%	10.9%	10.6%	9.0%
% of FP17s Relating to Free Repair or Replacements	0	949	0.0%	0.5%	0.5%	0.8%
% of FP17s Relating to Continuations	17	949	1.8%	0.7%	0.7%	0.9%
% of Patients satisfied with the dentistry they have received	0	0	N/A	90.9%	90.2%	93.2%
% of Patients satisfied with the time they had to wait for an appointment	0	0	N/A	82.1%	85.0%	88.3%

* This is based on patients treated on this contract for their most recent course of treatment. Figures in italics indicate the base number of FP17s or Patient Questionnaire responses are less than 100. N/A is shown where the base number of responses is less than 10 during the period. % is calculated as Quantity/Base number*100

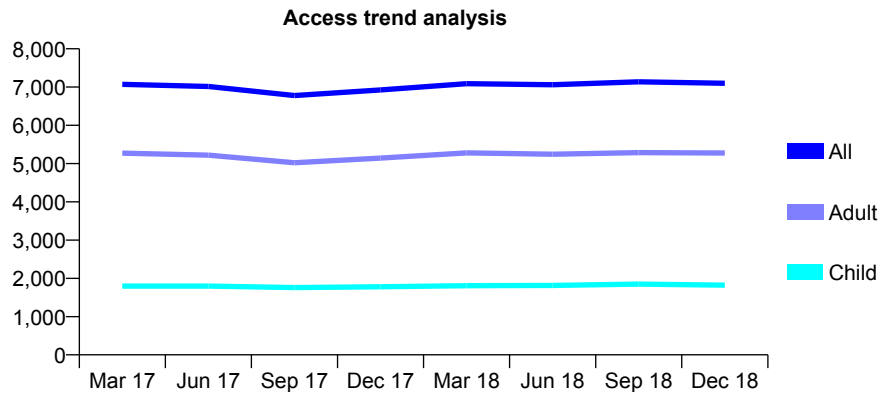
Q61 - Vital Signs At a Glance Contract Report for 277371/0001 - December 2018

Name or company name	MRS K SIVAGURUNATHAN
Contract type name	GDS Contract
Purpose of contract	General
Contract start date	01/04/2006
Contract end date	

18/19 Contracted general activity (UDA)	20,252
Carry forward general activity (UDA)	627
18/19 Contracted orthodontic activity (UOA)	0
Carry forward orthodontic activity (UOA)	0
Baseline contract value	£534,947.45

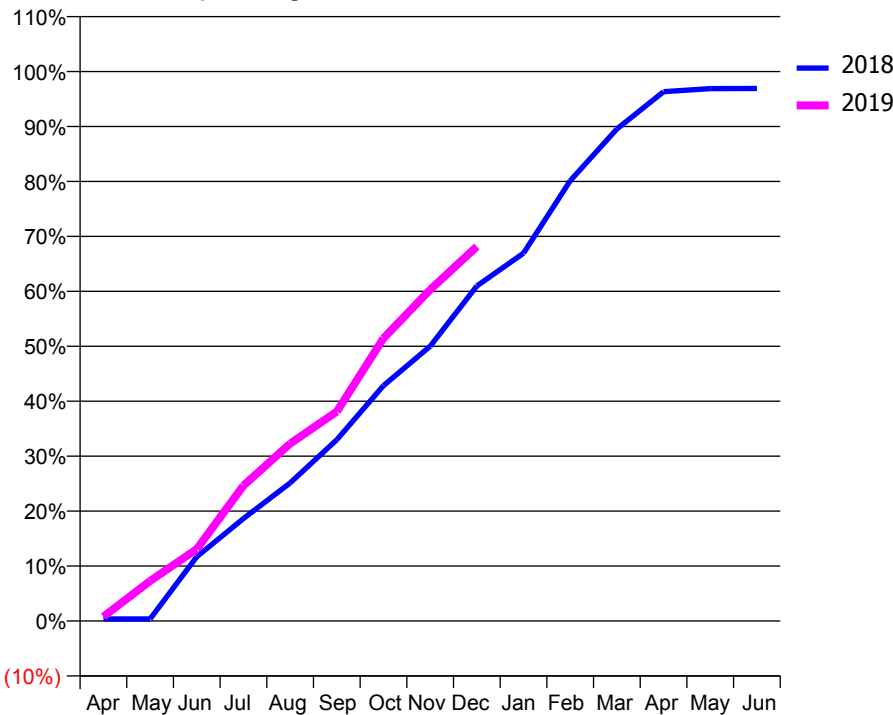
ACCESS*

Patients seen in 24 months	Total	Change since previous quarter
Quarter ending December 2017	6,923	
Quarter ending March 2018	7,087	↑
Quarter ending June 2018	7,059	→
Quarter ending September 2018	7,136	→
Quarter ending December 2018	7,098	→
Variance since December 2017	2.5%	↑



ACTIVITY

Cumulative percentage of contracted UDA delivered 2018 & 2019



Month	Adjusted Scheduled Activity (UDA)	
	2018	2019
April	76	158
May	76	1,478
June	2,369	2,650
July	3,778	4,990
August	5,089	6,540
September	6,680	7,718
October	8,675	10,420
November	10,125	12,213
December	12,348	13,803
January	13,555	
February	16,225	
March	18,130	
April	19,510	
May	19,621	
June	19,625	

QUALITY

	Quantity	Base Number	Contract	AT	Region	England
% of FP17s for the same patient ID Re-attending within 3 months - Children	92	1,482	6.2%	10.7%	11.8%	11.8%
% of FP17s for the same patient ID Re-attending within 3 months - Adults	517	4,095	12.6%	15.9%	16.7%	15.6%
% of FP17s for the same patient ID Re-attending between 3 & 9 months - Children	564	1,482	38.1%	44.8%	48.6%	58.8%
% of FP17s for the same patient ID Re-attending between 3 & 9 months - Adults	1,545	4,095	37.7%	37.0%	39.1%	51.0%
% of FP17s for Band 1 Urgent Courses	444	5,110	8.7%	10.9%	10.6%	9.0%
% of FP17s Relating to Free Repair or Replacements	19	5,110	0.4%	0.5%	0.5%	0.8%
% of FP17s Relating to Continuations	51	5,110	1.0%	0.7%	0.7%	0.9%
% of Patients satisfied with the dentistry they have received	1	1	N/A	90.9%	90.2%	93.2%
% of Patients satisfied with the time they had to wait for an appointment	1	1	N/A	82.1%	85.0%	88.3%

* This is based on patients treated on this contract for their most recent course of treatment. Figures in italics indicate the base number of FP17s or Patient Questionnaire responses are less than 100. N/A is shown where the base number of responses is less than 10 during the period. % is calculated as Quantity/Base number*100

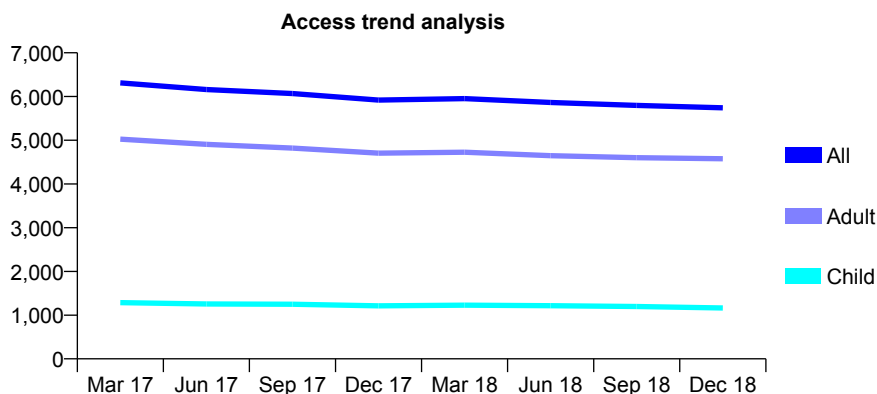
Q61 - Vital Signs At a Glance Contract Report for 277371/0002 - December 2018

Name or company name	MRS K SIVAGURUNATHAN
Contract type name	GDS Contract
Purpose of contract	General
Contract start date	01/11/2007
Contract end date	

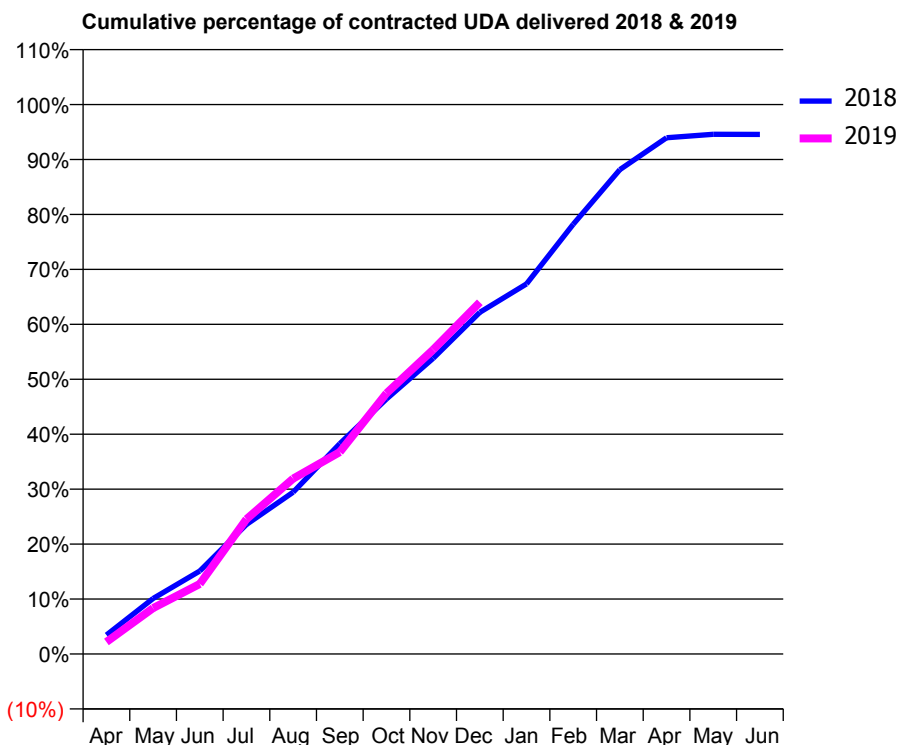
18/19 Contracted general activity (UDA)	19,281
Carry forward general activity (UDA)	0
18/19 Contracted orthodontic activity (UOA)	0
Carry forward orthodontic activity (UOA)	0
Baseline contract value	£559,866.41

ACCESS*

Patients seen in 24 months	Total	Change since previous quarter
Quarter ending December 2017	5,918	
Quarter ending March 2018	5,953	→
Quarter ending June 2018	5,863	↓
Quarter ending September 2018	5,797	↓
Quarter ending December 2018	5,742	→
Variance since December 2017	(3.0%)	↓



ACTIVITY



Month	Adjusted Scheduled Activity (UDA)	
	2018	2019
April	668	424
May	1,948	1,613
June	2,912	2,457
July	4,545	4,733
August	5,679	6,153
September	7,379	7,085
October	8,947	9,150
November	10,377	10,680
December	11,988	12,341
January	12,986	
February	15,078	
March	16,994	
April	18,116	
May	18,234	
June	18,233	

QUALITY

	Quantity	Base Number	Contract	AT	Region	England
% of FP17s for the same patient ID Re-attending within 3 months - Children	75	981	7.6%	10.7%	11.8%	11.8%
% of FP17s for the same patient ID Re-attending within 3 months - Adults	328	3,534	9.3%	15.9%	16.7%	15.6%
% of FP17s for the same patient ID Re-attending between 3 & 9 months - Children	382	981	38.9%	44.8%	48.6%	58.8%
% of FP17s for the same patient ID Re-attending between 3 & 9 months - Adults	1,304	3,534	36.9%	37.0%	39.1%	51.0%
% of FP17s for Band 1 Urgent Courses	155	4,197	3.7%	10.9%	10.6%	9.0%
% of FP17s Relating to Free Repair or Replacements	15	4,197	0.4%	0.5%	0.5%	0.8%
% of FP17s Relating to Continuations	13	4,197	0.3%	0.7%	0.7%	0.9%
% of Patients satisfied with the dentistry they have received	5	5	N/A	90.9%	90.2%	93.2%
% of Patients satisfied with the time they had to wait for an appointment	4	5	N/A	82.1%	85.0%	88.3%

* This is based on patients treated on this contract for their most recent course of treatment. Figures in italics indicate the base number of FP17s or Patient Questionnaire responses are less than 100. N/A is shown where the base number of responses is less than 10 during the period. % is calculated as Quantity/Base number*100

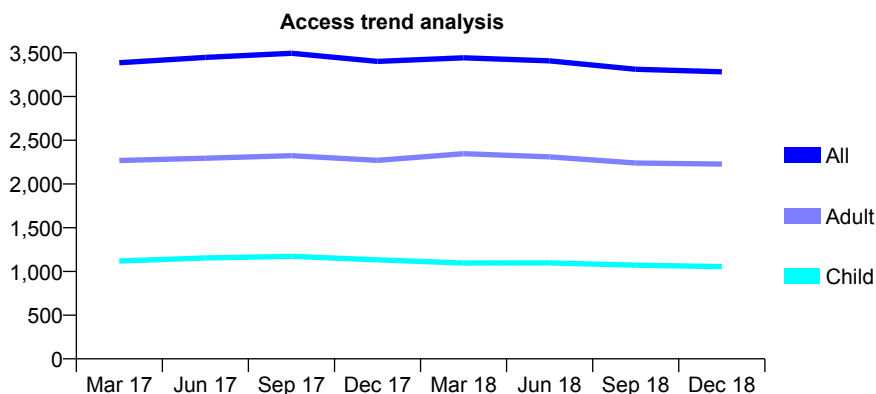
Q61 - Vital Signs At a Glance Contract Report for 277495/0001 - December 2018

Name or company name	DR A ALSAM
Contract type name	GDS Contract
Purpose of contract	General
Contract start date	01/04/2006
Contract end date	

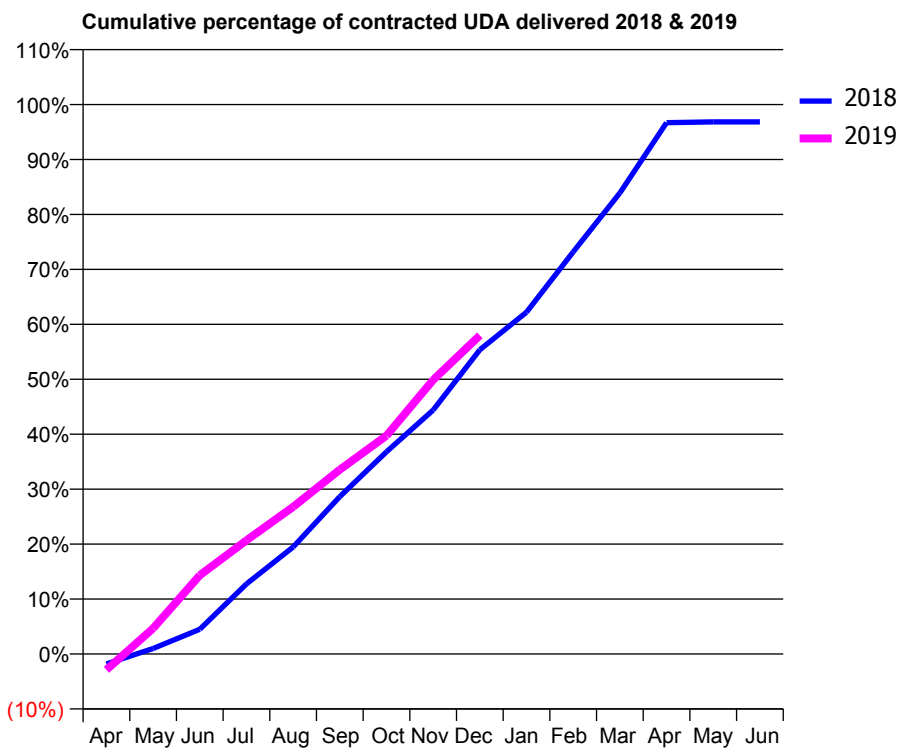
18/19 Contracted general activity (UDA)	7,861
Carry forward general activity (UDA)	248
18/19 Contracted orthodontic activity (UOA)	0
Carry forward orthodontic activity (UOA)	0
Baseline contract value	£226,384.97

ACCESS*

Patients seen in 24 months	Total	Change since previous quarter
Quarter ending December 2017	3,402	
Quarter ending March 2018	3,443	→
Quarter ending June 2018	3,408	↓
Quarter ending September 2018	3,312	↓
Quarter ending December 2018	3,282	→
Variance since December 2017	(3.5%)	↓



ACTIVITY



Month	Adjusted Scheduled Activity (UDA)	
	2018	2019
April	-144	-229
May	79	367
June	355	1,127
July	1,003	1,627
August	1,531	2,104
September	2,253	2,638
October	2,893	3,124
November	3,490	3,921
December	4,353	4,559
January	4,890	
February	5,752	
March	6,596	
April	7,602	
May	7,612	
June	7,613	

QUALITY

	Quantity	Base Number	Contract	AT	Region	England
% of FP17s for the same patient ID Re-attending within 3 months - Children	62	809	7.7%	10.7%	11.8%	11.8%
% of FP17s for the same patient ID Re-attending within 3 months - Adults	184	1,536	12.0%	15.9%	16.7%	15.6%
% of FP17s for the same patient ID Re-attending between 3 & 9 months - Children	319	809	39.4%	44.8%	48.6%	58.8%
% of FP17s for the same patient ID Re-attending between 3 & 9 months - Adults	438	1,536	28.5%	37.0%	39.1%	51.0%
% of FP17s for Band 1 Urgent Courses	207	1,954	10.6%	10.9%	10.6%	9.0%
% of FP17s Relating to Free Repair or Replacements	0	1,954	0.0%	0.5%	0.5%	0.8%
% of FP17s Relating to Continuations	0	1,954	0.0%	0.7%	0.7%	0.9%
% of Patients satisfied with the dentistry they have received	0	0	N/A	90.9%	90.2%	93.2%
% of Patients satisfied with the time they had to wait for an appointment	0	0	N/A	82.1%	85.0%	88.3%

* This is based on patients treated on this contract for their most recent course of treatment. Figures in italics indicate the base number of FP17s or Patient Questionnaire responses are less than 100. N/A is shown where the base number of responses is less than 10 during the period. % is calculated as Quantity/Base number*100

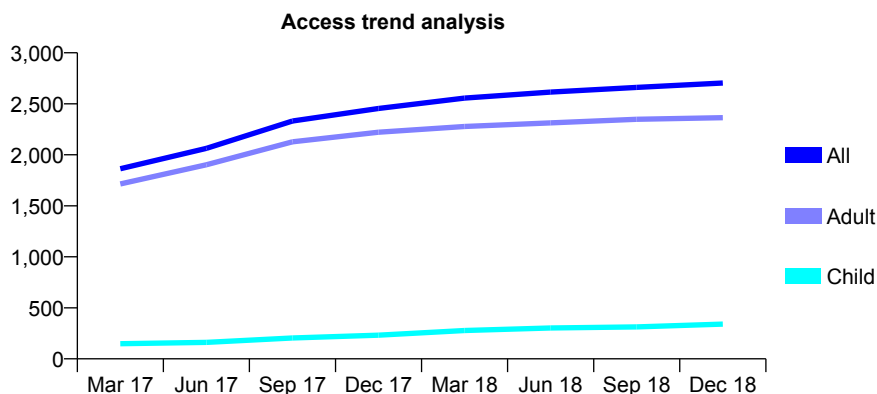
Q61 - Vital Signs At a Glance Contract Report for 285978/0002 - December 2018

Name or company name	MR A DEMETRIOU
Contract type name	GDS Contract
Purpose of contract	General
Contract start date	01/09/2015
Contract end date	

18/19 Contracted general activity (UDA)	6,809
Carry forward general activity (UDA)	-136
18/19 Contracted orthodontic activity (UOA)	0
Carry forward orthodontic activity (UOA)	0
Baseline contract value	£153,447.42

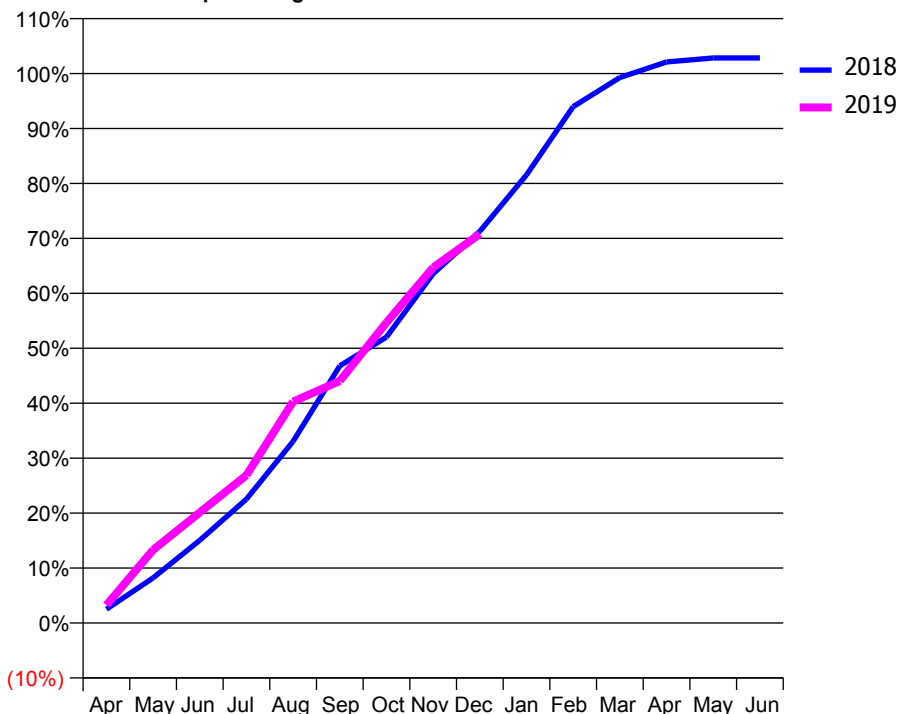
ACCESS*

Patients seen in 24 months	Total	Change since previous quarter
Quarter ending December 2017	2,454	
Quarter ending March 2018	2,556	↑
Quarter ending June 2018	2,615	↑
Quarter ending September 2018	2,661	→
Quarter ending December 2018	2,704	→
Variance since December 2017	10.2%	↑



ACTIVITY

Cumulative percentage of contracted UDA delivered 2018 & 2019



Month	Adjusted Scheduled Activity (UDA)	
	2018	2019
April	171	222
May	559	907
June	1,025	1,371
July	1,536	1,832
August	2,252	2,743
September	3,186	3,000
October	3,544	3,723
November	4,328	4,406
December	4,853	4,821
January	5,552	
February	6,398	
March	6,759	
April	6,952	
May	7,002	
June	7,002	

QUALITY

	Quantity	Base Number	Contract	AT	Region	England
% of FP17s for the same patient ID Re-attending within 3 months - Children	32	292	11.0%	10.7%	11.8%	11.8%
% of FP17s for the same patient ID Re-attending within 3 months - Adults	161	1,359	11.8%	15.9%	16.7%	15.6%
% of FP17s for the same patient ID Re-attending between 3 & 9 months - Children	93	292	31.8%	44.8%	48.6%	58.8%
% of FP17s for the same patient ID Re-attending between 3 & 9 months - Adults	315	1,359	23.2%	37.0%	39.1%	51.0%
% of FP17s for Band 1 Urgent Courses	139	1,560	8.9%	10.9%	10.6%	9.0%
% of FP17s Relating to Free Repair or Replacements	39	1,560	2.5%	0.5%	0.5%	0.8%
% of FP17s Relating to Continuations	0	1,560	0.0%	0.7%	0.7%	0.9%
% of Patients satisfied with the dentistry they have received	4	4	N/A	90.9%	90.2%	93.2%
% of Patients satisfied with the time they had to wait for an appointment	4	4	N/A	82.1%	85.0%	88.3%

* This is based on patients treated on this contract for their most recent course of treatment. Figures in italics indicate the base number of FP17s or Patient Questionnaire responses are less than 100. N/A is shown where the base number of responses is less than 10 during the period. % is calculated as Quantity/Base number*100

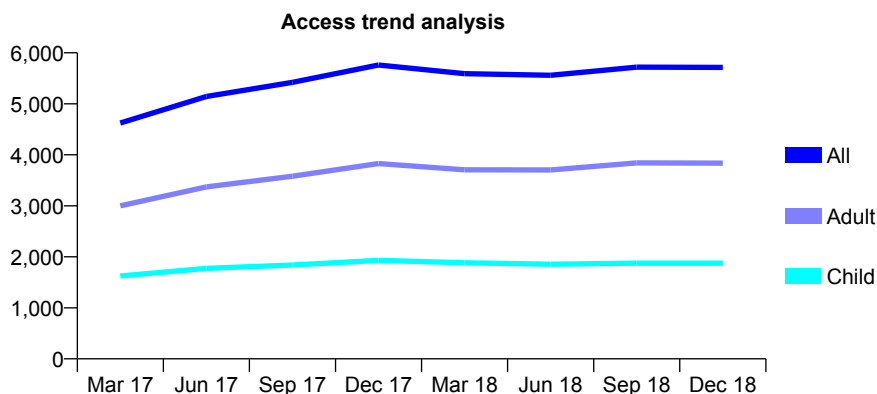
Q61 - Vital Signs At a Glance Contract Report for 299049/0001 - December 2018

Name or company name	MISS R SHAH
Contract type name	GDS Contract
Purpose of contract	General
Contract start date	01/01/2016
Contract end date	

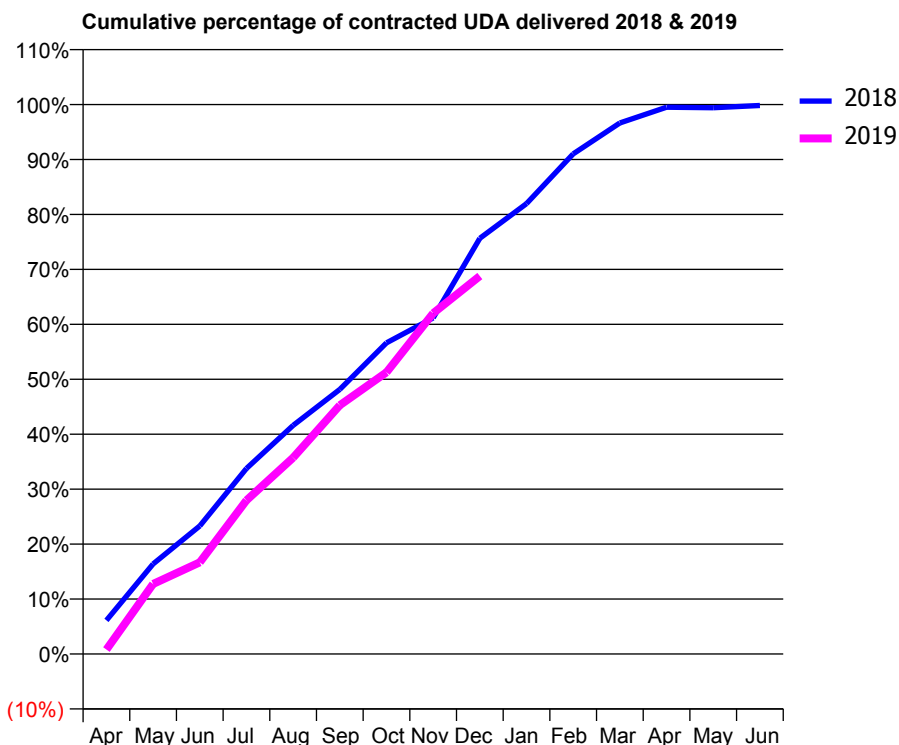
18/19 Contracted general activity (UDA)	14,112
Carry forward general activity (UDA)	26
18/19 Contracted orthodontic activity (UOA)	0
Carry forward orthodontic activity (UOA)	0
Baseline contract value	£359,621.84

ACCESS*

Patients seen in 24 months	Total	Change since previous quarter
Quarter ending December 2017	5,760	
Quarter ending March 2018	5,591	↓
Quarter ending June 2018	5,559	→
Quarter ending September 2018	5,719	↑
Quarter ending December 2018	5,714	→
Variance since December 2017	(0.8%)	→



ACTIVITY



Month	Adjusted Scheduled Activity (UDA)	
	2018	2019
April	866	113
May	2,314	1,798
June	3,291	2,355
July	4,765	3,946
August	5,871	5,043
September	6,795	6,388
October	7,993	7,235
November	8,631	8,752
December	10,677	9,708
January	11,565	
February	12,845	
March	13,639	
April	14,043	
May	14,028	
June	14,086	

QUALITY

	Quantity	Base Number	Contract	AT	Region	England
% of FP17s for the same patient ID Re-attending within 3 months - Children	111	1,671	6.6%	10.7%	11.8%	11.8%
% of FP17s for the same patient ID Re-attending within 3 months - Adults	266	3,004	8.9%	15.9%	16.7%	15.6%
% of FP17s for the same patient ID Re-attending between 3 & 9 months - Children	826	1,671	49.4%	44.8%	48.6%	58.8%
% of FP17s for the same patient ID Re-attending between 3 & 9 months - Adults	1,295	3,004	43.1%	37.0%	39.1%	51.0%
% of FP17s for Band 1 Urgent Courses	266	4,471	5.9%	10.9%	10.6%	9.0%
% of FP17s Relating to Free Repair or Replacements	32	4,471	0.7%	0.5%	0.5%	0.8%
% of FP17s Relating to Continuations	1	4,471	0.0%	0.7%	0.7%	0.9%
% of Patients satisfied with the dentistry they have received	2	2	N/A	90.9%	90.2%	93.2%
% of Patients satisfied with the time they had to wait for an appointment	2	2	N/A	82.1%	85.0%	88.3%

* This is based on patients treated on this contract for their most recent course of treatment. Figures in italics indicate the base number of FP17s or Patient Questionnaire responses are less than 100. N/A is shown where the base number of responses is less than 10 during the period. % is calculated as Quantity/Base number*100

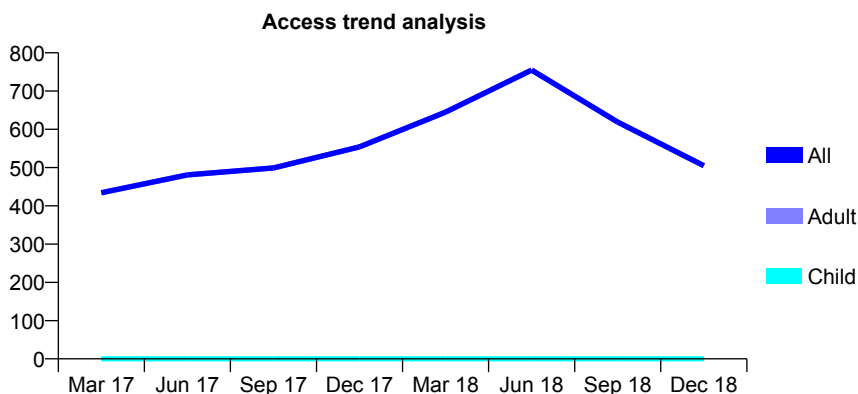
Q61 - Vital Signs At a Glance Contract Report for 302139/0003 - December 2018

Name or company name	MR VA PATEL
Contract type name	PDS Contract
Purpose of contract	General
Contract start date	01/04/2014
Contract end date	30/06/2018

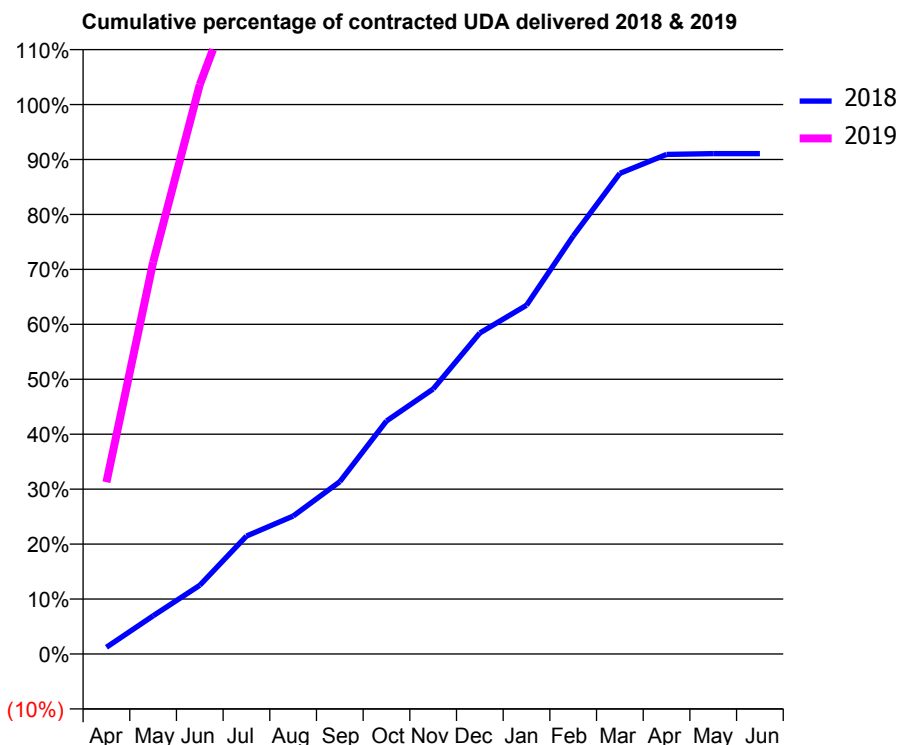
18/19 Contracted general activity (UDA)	550
Carry forward general activity (UDA)	0
18/19 Contracted orthodontic activity (UOA)	0
Carry forward orthodontic activity (UOA)	0
Baseline contract value	£29,322.11

ACCESS*

Patients seen in 24 months	Total	Change since previous quarter
Quarter ending December 2017	554	
Quarter ending March 2018	645	↑
Quarter ending June 2018	755	↑
Quarter ending September 2018	619	↓
Quarter ending December 2018	505	↓
Variance since December 2017	(8.8%)	↓



ACTIVITY



Month	Adjusted Scheduled Activity (UDA)	
	2018	2019
April	27	172
May	153	392
June	275	570
July	472	693
August	552	693
September	690	693
October	933	693
November	1,061	693
December	1,285	693
January	1,396	
February	1,673	
March	1,924	
April	2,000	
May	2,003	
June	2,003	

QUALITY

	Quantity	Base Number	Contract	AT	Region	England
% of FP17s for the same patient ID Re-attending within 3 months - Children	0	0	N/A	10.7%	11.8%	11.8%
% of FP17s for the same patient ID Re-attending within 3 months - Adults	14	279	5.0%	15.9%	16.7%	15.6%
% of FP17s for the same patient ID Re-attending between 3 & 9 months - Children	0	0	N/A	44.8%	48.6%	58.8%
% of FP17s for the same patient ID Re-attending between 3 & 9 months - Adults	1	279	0.4%	37.0%	39.1%	51.0%
% of FP17s for Band 1 Urgent Courses	0	249	0.0%	10.9%	10.6%	9.0%
% of FP17s Relating to Free Repair or Replacements	0	249	0.0%	0.5%	0.5%	0.8%
% of FP17s Relating to Continuations	0	249	0.0%	0.7%	0.7%	0.9%
% of Patients satisfied with the dentistry they have received	0	0	N/A	90.9%	90.2%	93.2%
% of Patients satisfied with the time they had to wait for an appointment	0	0	N/A	82.1%	85.0%	88.3%

* This is based on patients treated on this contract for their most recent course of treatment. Figures in italics indicate the base number of FP17s or Patient Questionnaire responses are less than 100. N/A is shown where the base number of responses is less than 10 during the period. % is calculated as Quantity/Base number*100

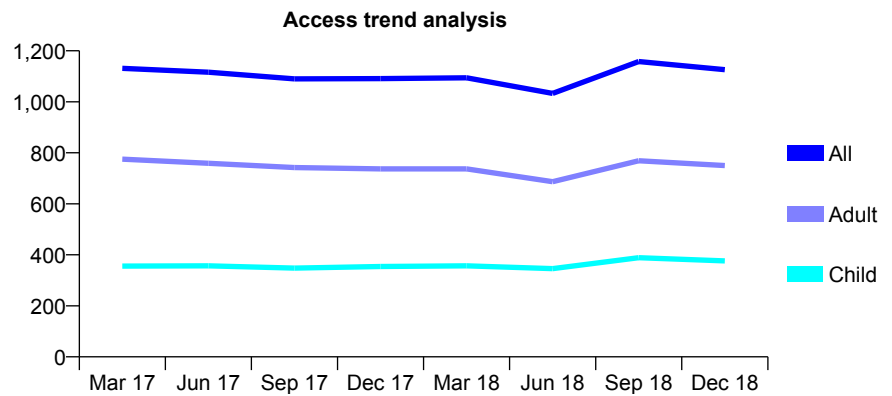
Q61 - Vital Signs At a Glance Contract Report for 305286/0001 - December 2018

Name or company name	MR S LEIGH
Contract type name	GDS Contract
Purpose of contract	General
Contract start date	01/04/2006
Contract end date	

18/19 Contracted general activity (UDA)	3,000
Carry forward general activity (UDA)	-60
18/19 Contracted orthodontic activity (UOA)	0
Carry forward orthodontic activity (UOA)	0
Baseline contract value	£87,011.50

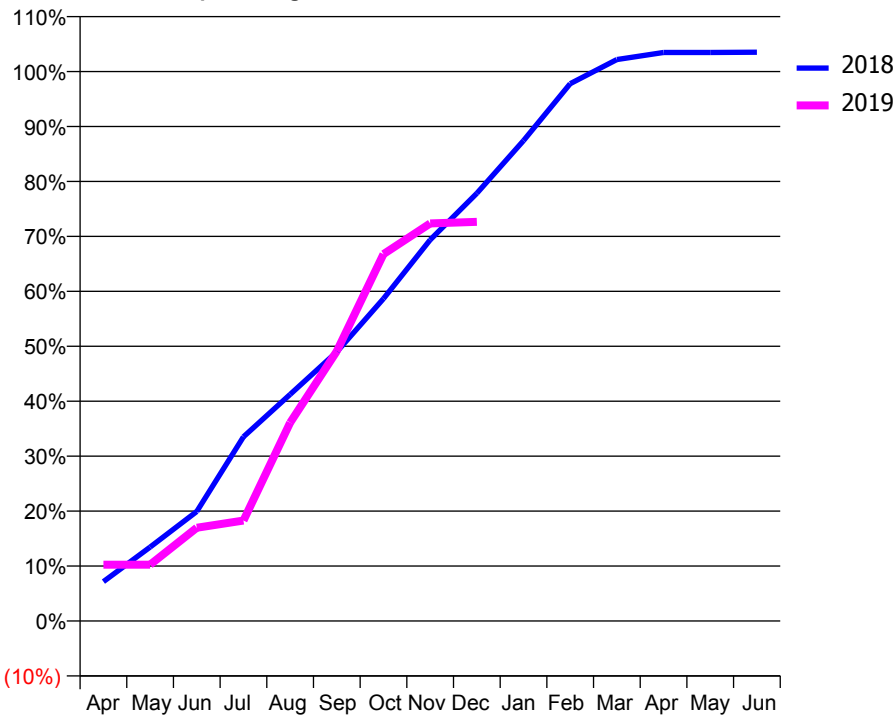
ACCESS*

Patients seen in 24 months	Total	Change since previous quarter
Quarter ending December 2017	1,091	
Quarter ending March 2018	1,094	→
Quarter ending June 2018	1,033	↓
Quarter ending September 2018	1,158	↑
Quarter ending December 2018	1,126	↓
Variance since December 2017	3.2%	↑



ACTIVITY

Cumulative percentage of contracted UDA delivered 2018 & 2019



Month	Adjusted Scheduled Activity (UDA)	
	2018	2019
April	215	307
May	404	307
June	598	509
July	1,006	549
August	1,237	1,083
September	1,469	1,473
October	1,760	2,003
November	2,081	2,170
December	2,335	2,180
January	2,623	
February	2,934	
March	3,065	
April	3,104	
May	3,104	
June	3,105	

QUALITY

	Quantity	Base Number	Contract	AT	Region	England
% of FP17s for the same patient ID Re-attending within 3 months - Children	8	346	2.3%	10.7%	11.8%	11.8%
% of FP17s for the same patient ID Re-attending within 3 months - Adults	50	577	8.7%	15.9%	16.7%	15.6%
% of FP17s for the same patient ID Re-attending between 3 & 9 months - Children	153	346	44.2%	44.8%	48.6%	58.8%
% of FP17s for the same patient ID Re-attending between 3 & 9 months - Adults	203	577	35.2%	37.0%	39.1%	51.0%
% of FP17s for Band 1 Urgent Courses	75	901	8.3%	10.9%	10.6%	9.0%
% of FP17s Relating to Free Repair or Replacements	0	901	0.0%	0.5%	0.5%	0.8%
% of FP17s Relating to Continuations	0	901	0.0%	0.7%	0.7%	0.9%
% of Patients satisfied with the dentistry they have received	0	0	N/A	90.9%	90.2%	93.2%
% of Patients satisfied with the time they had to wait for an appointment	0	0	N/A	82.1%	85.0%	88.3%

* This is based on patients treated on this contract for their most recent course of treatment. Figures in italics indicate the base number of FP17s or Patient Questionnaire responses are less than 100. N/A is shown where the base number of responses is less than 10 during the period. % is calculated as Quantity/Base number*100

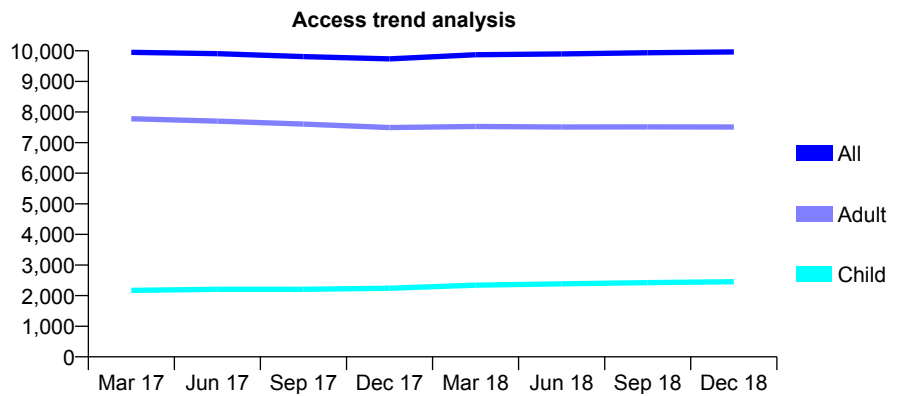
Q61 - Vital Signs At a Glance Contract Report for 306711/0001 - December 2018

Name or company name	Raydens Dental Surgery
Contract type name	GDS Contract
Purpose of contract	General
Contract start date	01/04/2006
Contract end date	

18/19 Contracted general activity (UDA)	25,759
Carry forward general activity (UDA)	0
18/19 Contracted orthodontic activity (UOA)	0
Carry forward orthodontic activity (UOA)	0
Baseline contract value	£602,761.94

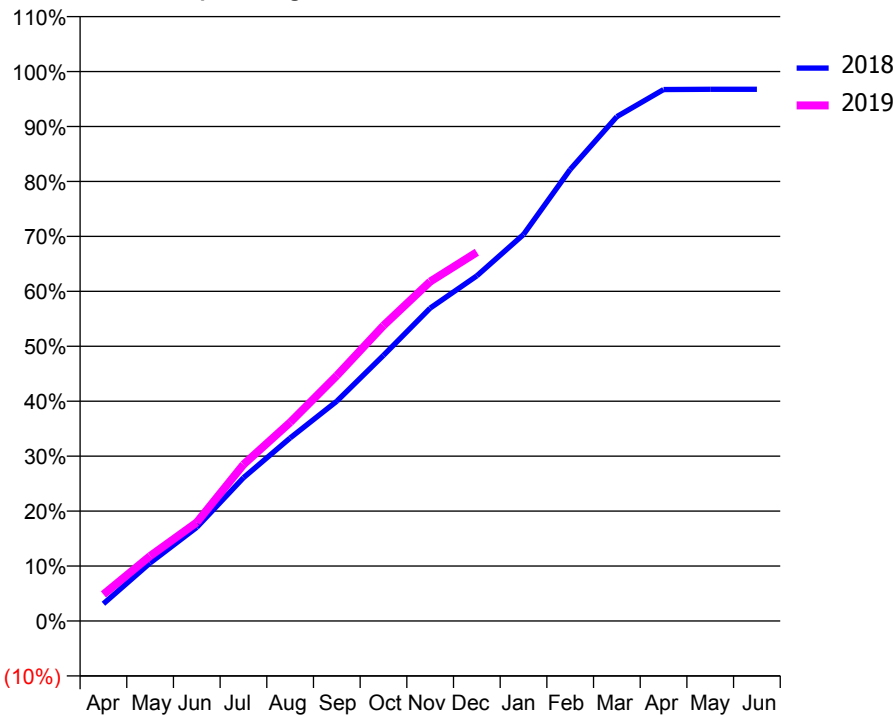
ACCESS*

Patients seen in 24 months	Total	Change since previous quarter
Quarter ending December 2017	9,736	
Quarter ending March 2018	9,872	→
Quarter ending June 2018	9,898	→
Quarter ending September 2018	9,937	→
Quarter ending December 2018	9,964	→
Variance since December 2017	2.3%	↑



ACTIVITY

Cumulative percentage of contracted UDA delivered 2018 & 2019



Month	Adjusted Scheduled Activity (UDA)	
	2018	2019
April	809	1,248
May	2,723	3,049
June	4,390	4,622
July	6,720	7,336
August	8,580	9,312
September	10,302	11,503
October	12,454	13,849
November	14,669	15,911
December	16,182	17,286
January	18,117	
February	21,170	
March	23,644	
April	24,912	
May	24,925	
June	24,925	

QUALITY

	Quantity	Base Number	Contract	AT	Region	England
% of FP17s for the same patient ID Re-attending within 3 months - Children	161	2,335	6.9%	10.7%	11.8%	11.8%
% of FP17s for the same patient ID Re-attending within 3 months - Adults	1,102	7,108	15.5%	15.9%	16.7%	15.6%
% of FP17s for the same patient ID Re-attending between 3 & 9 months - Children	1,112	2,335	47.6%	44.8%	48.6%	58.8%
% of FP17s for the same patient ID Re-attending between 3 & 9 months - Adults	2,787	7,108	39.2%	37.0%	39.1%	51.0%
% of FP17s for Band 1 Urgent Courses	1,047	8,936	11.7%	10.9%	10.6%	9.0%
% of FP17s Relating to Free Repair or Replacements	66	8,936	0.7%	0.5%	0.5%	0.8%
% of FP17s Relating to Continuations	51	8,936	0.6%	0.7%	0.7%	0.9%
% of Patients satisfied with the dentistry they have received	6	7	N/A	90.9%	90.2%	93.2%
% of Patients satisfied with the time they had to wait for an appointment	7	7	N/A	82.1%	85.0%	88.3%

* This is based on patients treated on this contract for their most recent course of treatment. Figures in italics indicate the base number of FP17s or Patient Questionnaire responses are less than 100. N/A is shown where the base number of responses is less than 10 during the period. % is calculated as Quantity/Base number*100

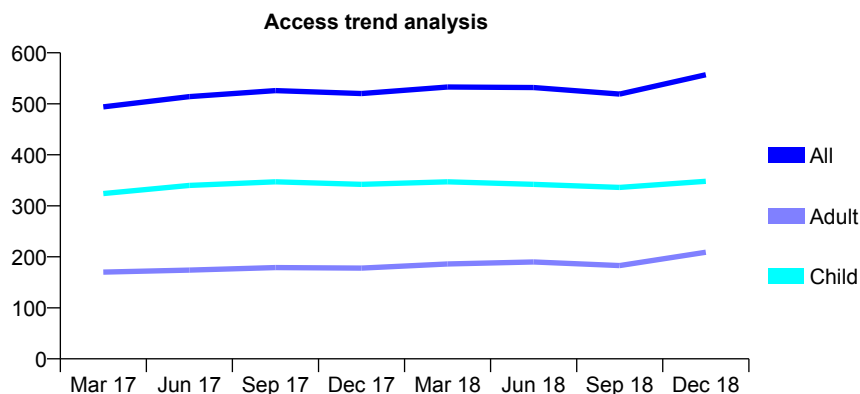
Q61 - Vital Signs At a Glance Contract Report for 307386/0001 - December 2018

Name or company name	Denise Walters-Payne
Contract type name	GDS Contract
Purpose of contract	General
Contract start date	01/04/2006
Contract end date	

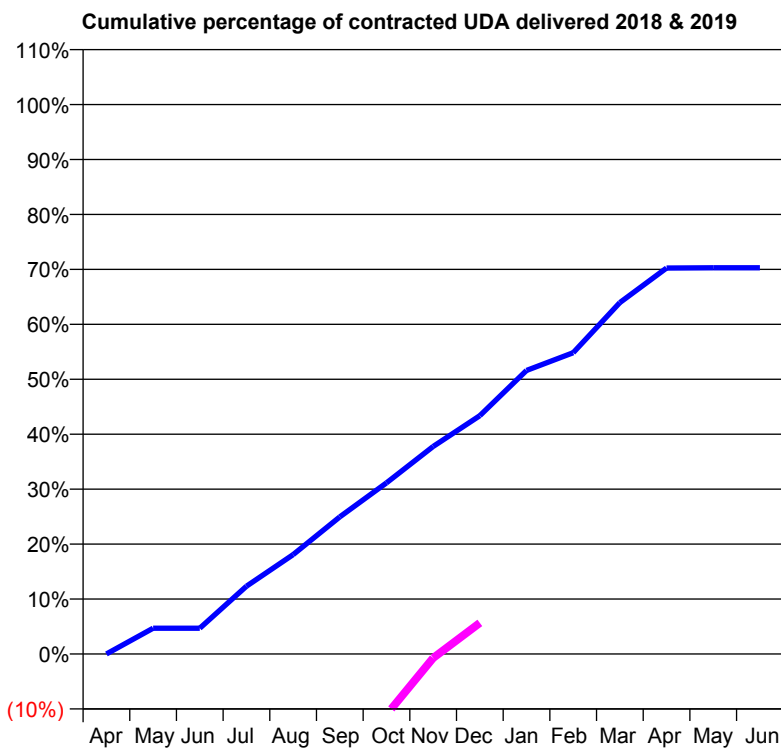
18/19 Contracted general activity (UDA)	1,900
Carry forward general activity (UDA)	1,065
18/19 Contracted orthodontic activity (UOA)	0
Carry forward orthodontic activity (UOA)	0
Baseline contract value	£40,498.98

ACCESS*

Patients seen in 24 months	Total	Change since previous quarter
Quarter ending December 2017	520	
Quarter ending March 2018	533	↑
Quarter ending June 2018	532	→
Quarter ending September 2018	519	↓
Quarter ending December 2018	557	↑
Variance since December 2017	7.1%	↑



ACTIVITY



Adjusted Scheduled Activity (UDA)		
Month	2018	2019
April	0	-957
May	89	-858
June	89	-814
July	235	-692
August	344	-517
September	474	-417
October	592	-211
November	718	-14
December	824	108
January	980	
February	1,042	
March	1,215	
April	1,334	
May	1,335	
June	1,335	

QUALITY

	Quantity	Base Number	Contract	AT	Region	England
% of FP17s for the same patient ID Re-attending within 3 months - Children	24	391	6.1%	10.7%	11.8%	11.8%
% of FP17s for the same patient ID Re-attending within 3 months - Adults	24	186	12.9%	15.9%	16.7%	15.6%
% of FP17s for the same patient ID Re-attending between 3 & 9 months - Children	191	391	48.8%	44.8%	48.6%	58.8%
% of FP17s for the same patient ID Re-attending between 3 & 9 months - Adults	53	186	28.5%	37.0%	39.1%	51.0%
% of FP17s for Band 1 Urgent Courses	34	527	6.5%	10.9%	10.6%	9.0%
% of FP17s Relating to Free Repair or Replacements	0	527	0.0%	0.5%	0.5%	0.8%
% of FP17s Relating to Continuations	0	527	0.0%	0.7%	0.7%	0.9%
% of Patients satisfied with the dentistry they have received	0	0	N/A	90.9%	90.2%	93.2%
% of Patients satisfied with the time they had to wait for an appointment	0	0	N/A	82.1%	85.0%	88.3%

* This is based on patients treated on this contract for their most recent course of treatment. Figures in italics indicate the base number of FP17s or Patient Questionnaire responses are less than 100. N/A is shown where the base number of responses is less than 10 during the period. % is calculated as Quantity/Base number*100

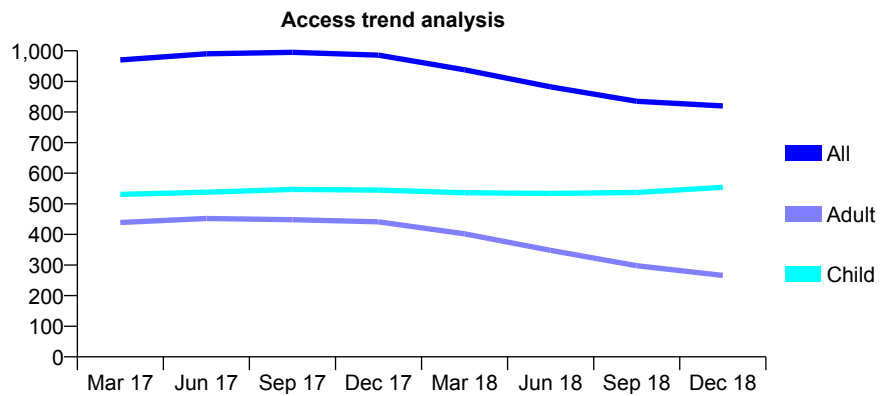
Q61 - Vital Signs At a Glance Contract Report for 308536/0001 - December 2018

Name or company name	MR AR ROSS
Contract type name	GDS Contract
Purpose of contract	General
Contract start date	01/04/2006
Contract end date	

18/19 Contracted general activity (UDA)	1,393
Carry forward general activity (UDA)	-28
18/19 Contracted orthodontic activity (UOA)	0
Carry forward orthodontic activity (UOA)	0
Baseline contract value	£29,759.94

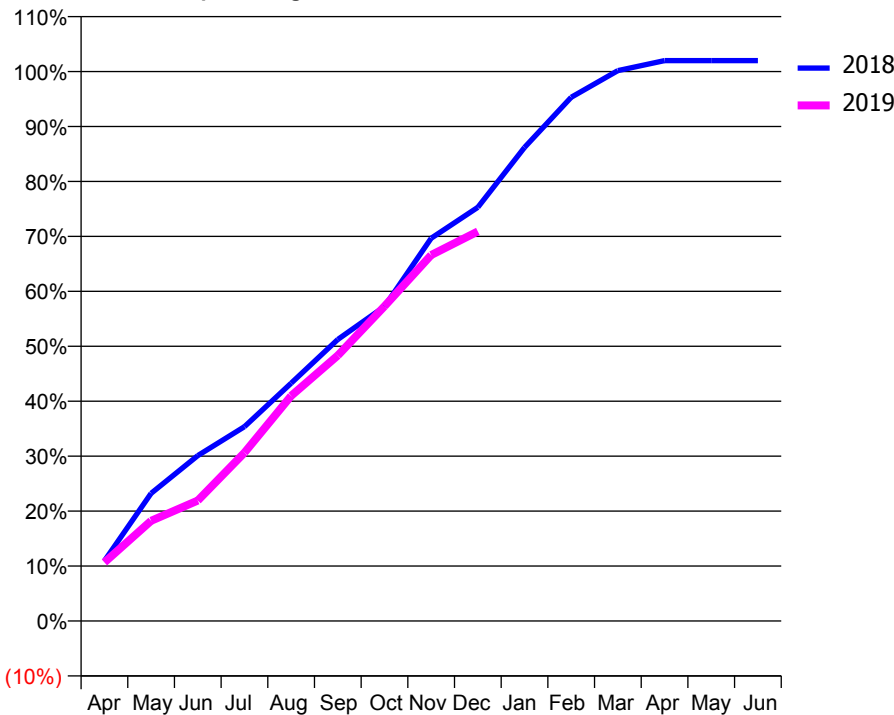
ACCESS*

Patients seen in 24 months	Total	Change since previous quarter
Quarter ending December 2017	986	
Quarter ending March 2018	938	↓
Quarter ending June 2018	882	↓
Quarter ending September 2018	835	↓
Quarter ending December 2018	820	↓
Variance since December 2017	(16.8%)	↓



ACTIVITY

Cumulative percentage of contracted UDA delivered 2018 & 2019



Month	Adjusted Scheduled Activity (UDA)	
	2018	2019
April	153	149
May	324	254
June	419	305
July	493	427
August	603	571
September	714	673
October	797	798
November	970	928
December	1,049	988
January	1,200	
February	1,328	
March	1,395	
April	1,421	
May	1,421	
June	1,421	

QUALITY

	Quantity	Base Number	Contract	AT	Region	England
% of FP17s for the same patient ID Re-attending within 3 months - Children	41	598	6.9%	10.7%	11.8%	11.8%
% of FP17s for the same patient ID Re-attending within 3 months - Adults	19	204	9.3%	15.9%	16.7%	15.6%
% of FP17s for the same patient ID Re-attending between 3 & 9 months - Children	357	598	59.7%	44.8%	48.6%	58.8%
% of FP17s for the same patient ID Re-attending between 3 & 9 months - Adults	109	204	53.4%	37.0%	39.1%	51.0%
% of FP17s for Band 1 Urgent Courses	23	783	2.9%	10.9%	10.6%	9.0%
% of FP17s Relating to Free Repair or Replacements	0	783	0.0%	0.5%	0.5%	0.8%
% of FP17s Relating to Continuations	0	783	0.0%	0.7%	0.7%	0.9%
% of Patients satisfied with the dentistry they have received	0	0	N/A	90.9%	90.2%	93.2%
% of Patients satisfied with the time they had to wait for an appointment	0	0	N/A	82.1%	85.0%	88.3%

* This is based on patients treated on this contract for their most recent course of treatment. Figures in italics indicate the base number of FP17s or Patient Questionnaire responses are less than 100. N/A is shown where the base number of responses is less than 10 during the period. % is calculated as Quantity/Base number*100

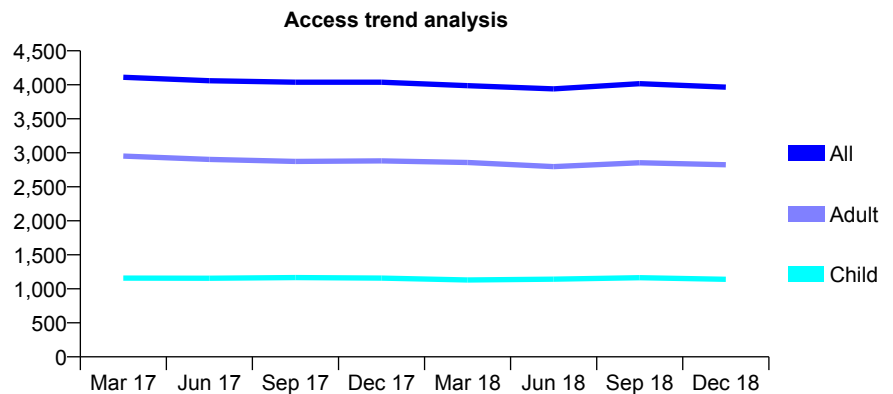
Q61 - Vital Signs At a Glance Contract Report for 310093/0001 - December 2018

Name or company name	MR DG BORODA
Contract type name	GDS Contract
Purpose of contract	General
Contract start date	01/04/2006
Contract end date	

18/19 Contracted general activity (UDA)	10,534
Carry forward general activity (UDA)	-184
18/19 Contracted orthodontic activity (UOA)	0
Carry forward orthodontic activity (UOA)	0
Baseline contract value	£292,398.22

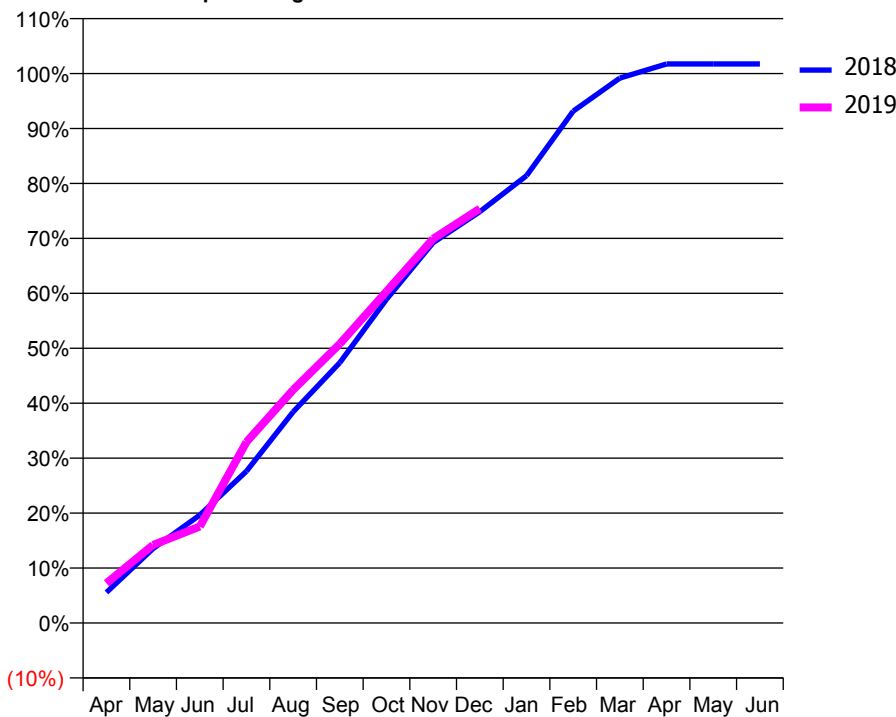
ACCESS*

Patients seen in 24 months	Total	Change since previous quarter
Quarter ending December 2017	4,038	
Quarter ending March 2018	3,988	↓
Quarter ending June 2018	3,940	↓
Quarter ending September 2018	4,016	→
Quarter ending December 2018	3,965	↓
Variance since December 2017	(1.8%)	↓



ACTIVITY

Cumulative percentage of contracted UDA delivered 2018 & 2019



Month	Adjusted Scheduled Activity (UDA)	
	2018	2019
April	587	763
May	1,427	1,496
June	2,070	1,850
July	2,911	3,471
August	4,048	4,470
September	4,991	5,351
October	6,205	6,355
November	7,292	7,366
December	7,884	7,943
January	8,574	
February	9,813	
March	10,447	
April	10,718	
May	10,718	
June	10,718	

QUALITY

	Quantity	Base Number	Contract	AT	Region	England
% of FP17s for the same patient ID Re-attending within 3 months - Children	45	990	4.5%	10.7%	11.8%	11.8%
% of FP17s for the same patient ID Re-attending within 3 months - Adults	239	2,209	10.8%	15.9%	16.7%	15.6%
% of FP17s for the same patient ID Re-attending between 3 & 9 months - Children	433	990	43.7%	44.8%	48.6%	58.8%
% of FP17s for the same patient ID Re-attending between 3 & 9 months - Adults	883	2,209	40.0%	37.0%	39.1%	51.0%
% of FP17s for Band 1 Urgent Courses	163	3,099	5.3%	10.9%	10.6%	9.0%
% of FP17s Relating to Free Repair or Replacements	1	3,099	0.0%	0.5%	0.5%	0.8%
% of FP17s Relating to Continuations	29	3,099	0.9%	0.7%	0.7%	0.9%
% of Patients satisfied with the dentistry they have received	1	1	N/A	90.9%	90.2%	93.2%
% of Patients satisfied with the time they had to wait for an appointment	1	1	N/A	82.1%	85.0%	88.3%

* This is based on patients treated on this contract for their most recent course of treatment. Figures in italics indicate the base number of FP17s or Patient Questionnaire responses are less than 100. N/A is shown where the base number of responses is less than 10 during the period. % is calculated as Quantity/Base number*100

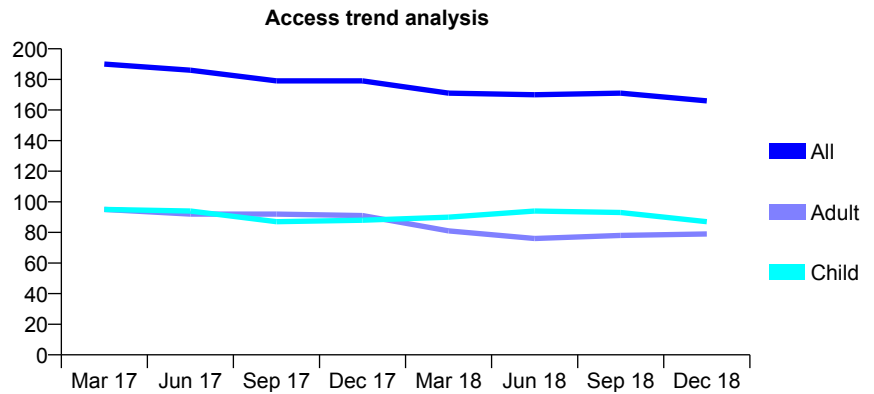
Q61 - Vital Signs At a Glance Contract Report for 319694/0001 - December 2018

Name or company name	MR A LANGDON
Contract type name	GDS Contract
Purpose of contract	General
Contract start date	01/04/2006
Contract end date	

18/19 Contracted general activity (UDA)	350
Carry forward general activity (UDA)	3
18/19 Contracted orthodontic activity (UOA)	0
Carry forward orthodontic activity (UOA)	0
Baseline contract value	£8,075.84

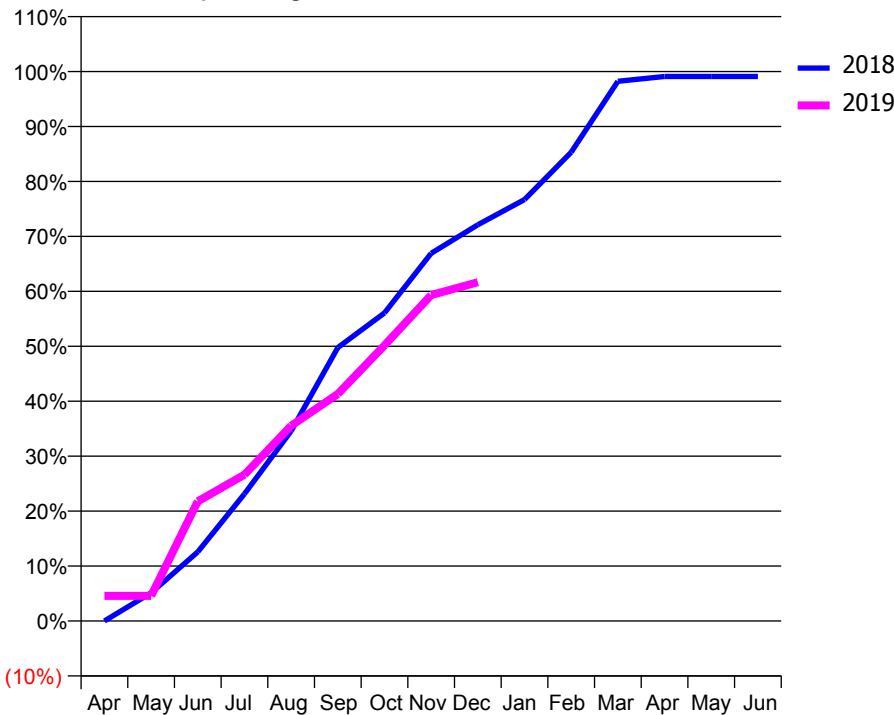
ACCESS*

Patients seen in 24 months	Total	Change since previous quarter
Quarter ending December 2017	179	
Quarter ending March 2018	171	↓
Quarter ending June 2018	170	→
Quarter ending September 2018	171	→
Quarter ending December 2018	166	↓
Variance since December 2017	(7.3%)	↓



ACTIVITY

Cumulative percentage of contracted UDA delivered 2018 & 2019



Month	Adjusted Scheduled Activity (UDA)	
	2018	2019
April	0	16
May	18	16
June	44	76
July	81	93
August	121	124
September	174	145
October	196	176
November	234	208
December	252	216
January	268	
February	299	
March	344	
April	347	
May	347	
June	347	

QUALITY

	Quantity	Base Number	Contract	AT	Region	England
% of FP17s for the same patient ID Re-attending within 3 months - Children	6	66	9.1%	10.7%	11.8%	11.8%
% of FP17s for the same patient ID Re-attending within 3 months - Adults	13	61	21.3%	15.9%	16.7%	15.6%
% of FP17s for the same patient ID Re-attending between 3 & 9 months - Children	28	66	42.4%	44.8%	48.6%	58.8%
% of FP17s for the same patient ID Re-attending between 3 & 9 months - Adults	16	61	26.2%	37.0%	39.1%	51.0%
% of FP17s for Band 1 Urgent Courses	4	126	3.2%	10.9%	10.6%	9.0%
% of FP17s Relating to Free Repair or Replacements	8	126	6.3%	0.5%	0.5%	0.8%
% of FP17s Relating to Continuations	5	126	4.0%	0.7%	0.7%	0.9%
% of Patients satisfied with the dentistry they have received	0	0	N/A	90.9%	90.2%	93.2%
% of Patients satisfied with the time they had to wait for an appointment	0	0	N/A	82.1%	85.0%	88.3%

* This is based on patients treated on this contract for their most recent course of treatment. Figures in italics indicate the base number of FP17s or Patient Questionnaire responses are less than 100. N/A is shown where the base number of responses is less than 10 during the period. % is calculated as Quantity/Base number*100

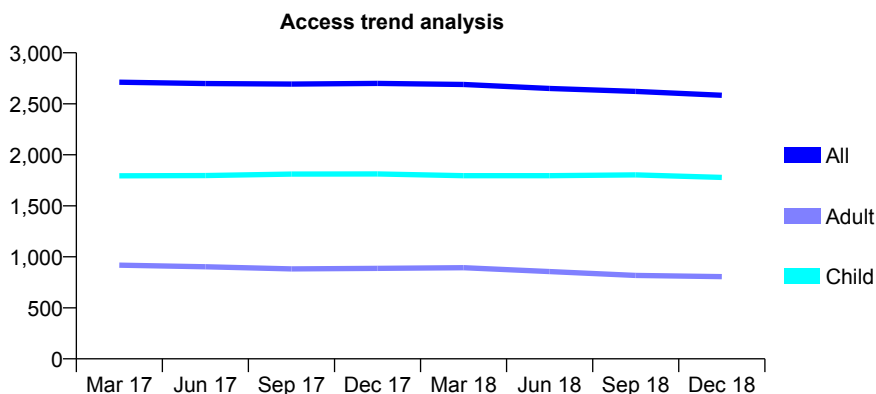
Q61 - Vital Signs At a Glance Contract Report for 325775/0001 - December 2018

Name or company name	MR R BABBAR
Contract type name	GDS Contract
Purpose of contract	General
Contract start date	01/04/2006
Contract end date	

18/19 Contracted general activity (UDA)	5,818
Carry forward general activity (UDA)	-88
18/19 Contracted orthodontic activity (UOA)	0
Carry forward orthodontic activity (UOA)	0
Baseline contract value	£155,304.76

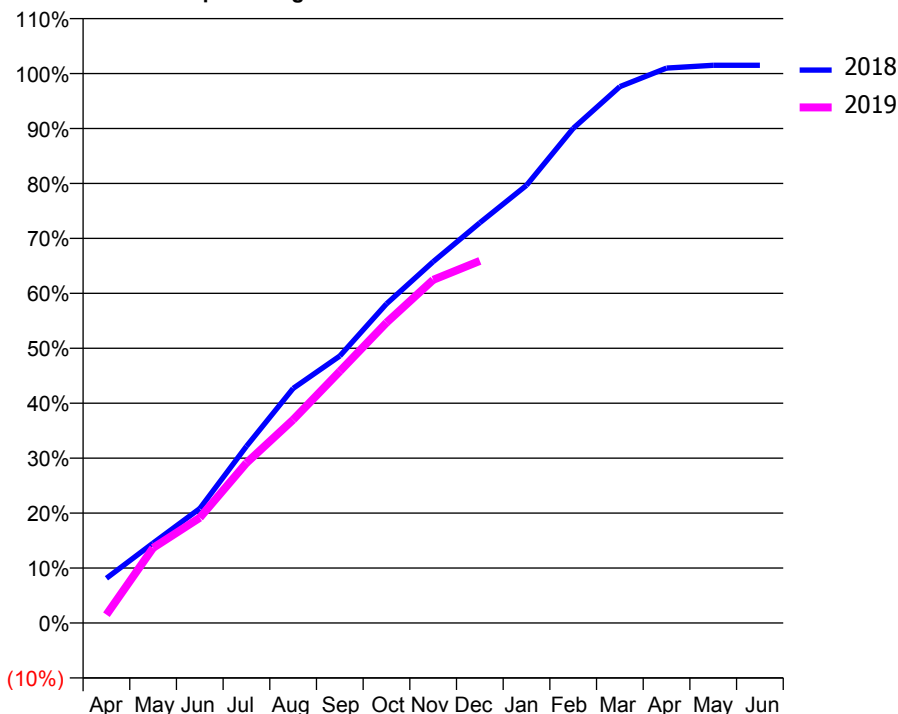
ACCESS*

Patients seen in 24 months	Total	Change since previous quarter
Quarter ending December 2017	2,700	
Quarter ending March 2018	2,690	→
Quarter ending June 2018	2,650	↓
Quarter ending September 2018	2,621	↓
Quarter ending December 2018	2,584	↓
Variance since December 2017	(4.3%)	↓



ACTIVITY

Cumulative percentage of contracted UDA delivered 2018 & 2019



Month	Adjusted Scheduled Activity (UDA)	
	2018	2019
April	474	88
May	846	796
June	1,211	1,115
July	1,872	1,694
August	2,485	2,153
September	2,828	2,664
October	3,380	3,181
November	3,825	3,634
December	4,238	3,834
January	4,635	
February	5,237	
March	5,679	
April	5,875	
May	5,906	
June	5,906	

QUALITY

	Quantity	Base Number	Contract	AT	Region	England
% of FP17s for the same patient ID Re-attending within 3 months - Children	102	1,589	6.4%	10.7%	11.8%	11.8%
% of FP17s for the same patient ID Re-attending within 3 months - Adults	158	600	26.3%	15.9%	16.7%	15.6%
% of FP17s for the same patient ID Re-attending between 3 & 9 months - Children	753	1,589	47.4%	44.8%	48.6%	58.8%
% of FP17s for the same patient ID Re-attending between 3 & 9 months - Adults	197	600	32.8%	37.0%	39.1%	51.0%
% of FP17s for Band 1 Urgent Courses	185	2,087	8.9%	10.9%	10.6%	9.0%
% of FP17s Relating to Free Repair or Replacements	0	2,087	0.0%	0.5%	0.5%	0.8%
% of FP17s Relating to Continuations	24	2,087	1.1%	0.7%	0.7%	0.9%
% of Patients satisfied with the dentistry they have received	1	1	N/A	90.9%	90.2%	93.2%
% of Patients satisfied with the time they had to wait for an appointment	1	1	N/A	82.1%	85.0%	88.3%

* This is based on patients treated on this contract for their most recent course of treatment. Figures in italics indicate the base number of FP17s or Patient Questionnaire responses are less than 100. N/A is shown where the base number of responses is less than 10 during the period. % is calculated as Quantity/Base number*100

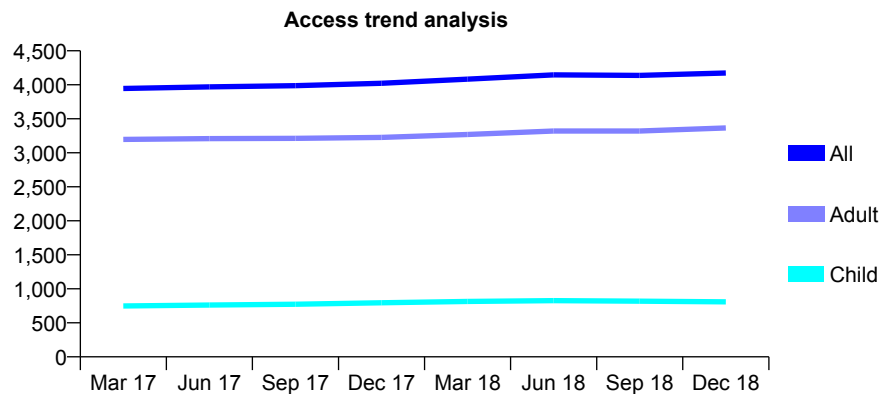
Q61 - Vital Signs At a Glance Contract Report for 326216/0001 - December 2018

Name or company name	MR LC WONG
Contract type name	GDS Contract
Purpose of contract	General
Contract start date	01/04/2006
Contract end date	

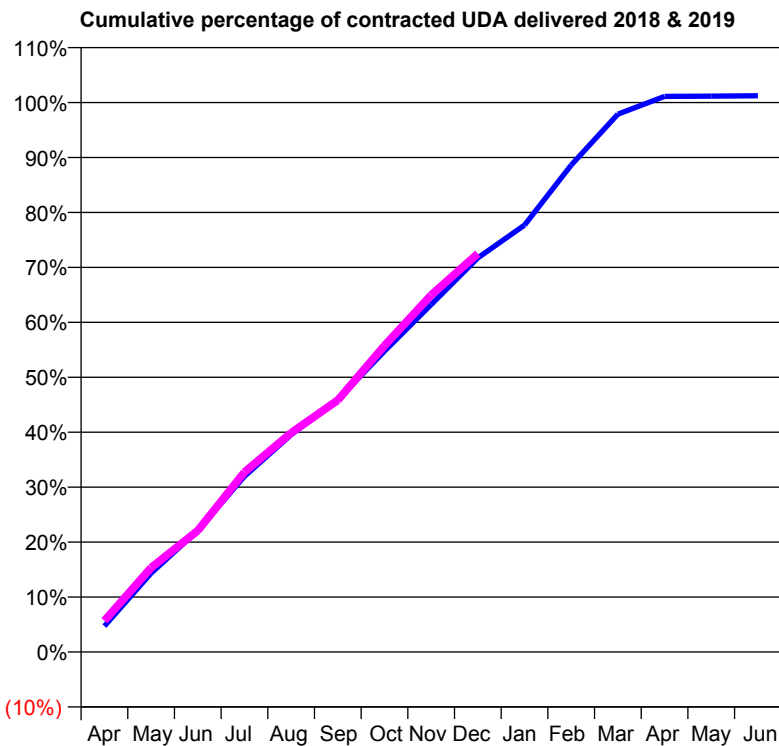
18/19 Contracted general activity (UDA)	14,316
Carry forward general activity (UDA)	-177
18/19 Contracted orthodontic activity (UOA)	0
Carry forward orthodontic activity (UOA)	0
Baseline contract value	£360,514.41

ACCESS*

Patients seen in 24 months	Total	Change since previous quarter
Quarter ending December 2017	4,023	
Quarter ending March 2018	4,084	→
Quarter ending June 2018	4,147	→
Quarter ending September 2018	4,139	→
Quarter ending December 2018	4,174	→
Variance since December 2017	3.8%	↑



ACTIVITY



Month	Adjusted Scheduled Activity (UDA)	
	2018	2019
April	675	816
May	2,054	2,199
June	3,162	3,162
July	4,576	4,683
August	5,661	5,711
September	6,570	6,562
October	7,839	7,980
November	9,051	9,297
December	10,268	10,379
January	11,121	
February	12,686	
March	14,012	
April	14,476	
May	14,482	
June	14,493	

QUALITY

	Quantity	Base Number	Contract	AT	Region	England
% of FP17s for the same patient ID Re-attending within 3 months - Children	79	801	9.9%	10.7%	11.8%	11.8%
% of FP17s for the same patient ID Re-attending within 3 months - Adults	480	3,303	14.5%	15.9%	16.7%	15.6%
% of FP17s for the same patient ID Re-attending between 3 & 9 months - Children	398	801	49.7%	44.8%	48.6%	58.8%
% of FP17s for the same patient ID Re-attending between 3 & 9 months - Adults	1,502	3,303	45.5%	37.0%	39.1%	51.0%
% of FP17s for Band 1 Urgent Courses	351	3,920	9.0%	10.9%	10.6%	9.0%
% of FP17s Relating to Free Repair or Replacements	44	3,920	1.1%	0.5%	0.5%	0.8%
% of FP17s Relating to Continuations	59	3,920	1.5%	0.7%	0.7%	0.9%
% of Patients satisfied with the dentistry they have received	0	0	N/A	90.9%	90.2%	93.2%
% of Patients satisfied with the time they had to wait for an appointment	0	0	N/A	82.1%	85.0%	88.3%

* This is based on patients treated on this contract for their most recent course of treatment. Figures in italics indicate the base number of FP17s or Patient Questionnaire responses are less than 100. N/A is shown where the base number of responses is less than 10 during the period. % is calculated as Quantity/Base number*100

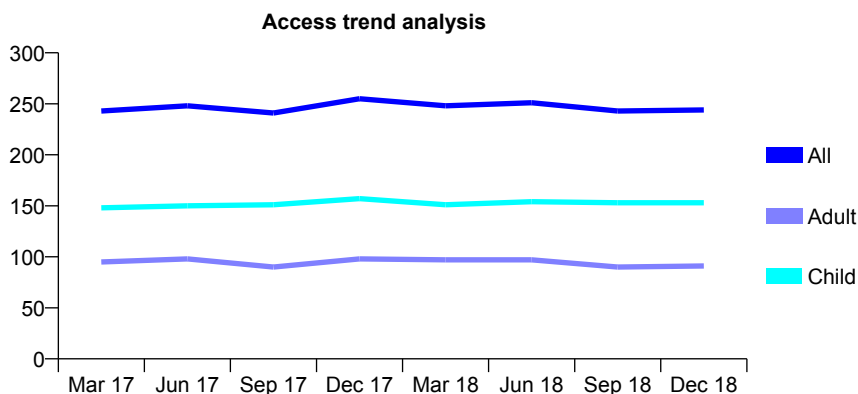
Q61 - Vital Signs At a Glance Contract Report for 327948/0001 - December 2018

Name or company name	The Hazelwood Dental Practice
Contract type name	GDS Contract
Purpose of contract	General
Contract start date	01/04/2006
Contract end date	

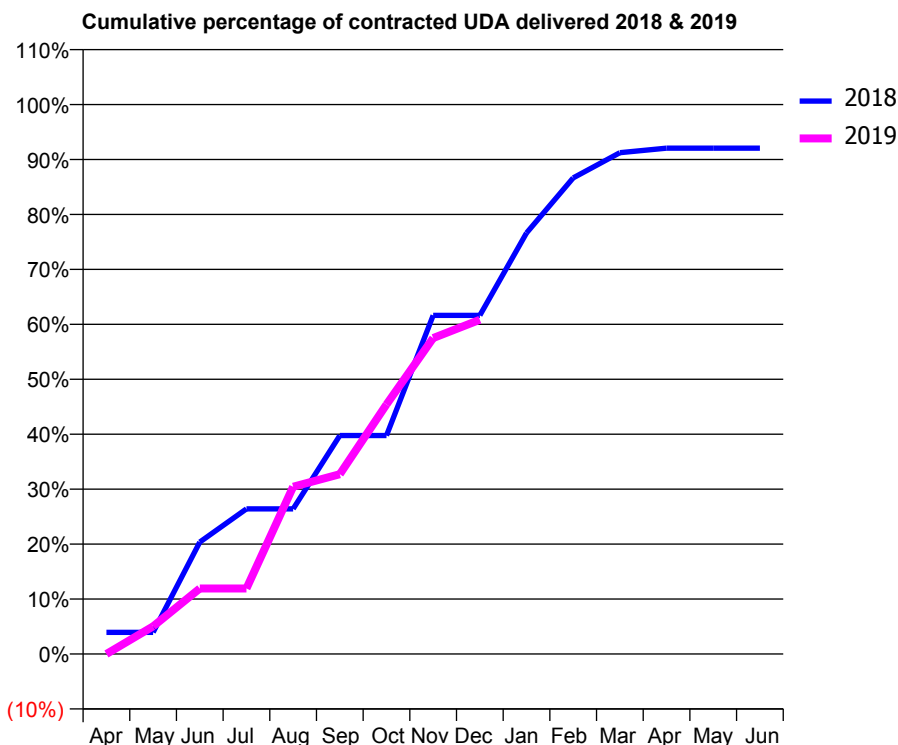
18/19 Contracted general activity (UDA)	481
Carry forward general activity (UDA)	38
18/19 Contracted orthodontic activity (UOA)	0
Carry forward orthodontic activity (UOA)	0
Baseline contract value	£12,106.27

ACCESS*

Patients seen in 24 months	Total	Change since previous quarter
Quarter ending December 2017	255	
Quarter ending March 2018	248	↓
Quarter ending June 2018	251	→
Quarter ending September 2018	243	↓
Quarter ending December 2018	244	→
Variance since December 2017	(4.3%)	↓



ACTIVITY



Adjusted Scheduled Activity (UDA)		
Month	2018	2019
April	19	-0
May	19	24
June	98	57
July	127	57
August	127	146
September	191	157
October	191	218
November	296	277
December	296	293
January	369	
February	417	
March	439	
April	443	
May	443	
June	443	

QUALITY

	Quantity	Base Number	Contract	AT	Region	England
% of FP17s for the same patient ID Re-attending within 3 months - Children	2	150	1.3%	10.7%	11.8%	11.8%
% of FP17s for the same patient ID Re-attending within 3 months - Adults	1	65	1.5%	15.9%	16.7%	15.6%
% of FP17s for the same patient ID Re-attending between 3 & 9 months - Children	95	150	63.3%	44.8%	48.6%	58.8%
% of FP17s for the same patient ID Re-attending between 3 & 9 months - Adults	35	65	53.8%	37.0%	39.1%	51.0%
% of FP17s for Band 1 Urgent Courses	3	209	1.4%	10.9%	10.6%	9.0%
% of FP17s Relating to Free Repair or Replacements	0	209	0.0%	0.5%	0.5%	0.8%
% of FP17s Relating to Continuations	0	209	0.0%	0.7%	0.7%	0.9%
% of Patients satisfied with the dentistry they have received	0	0	N/A	90.9%	90.2%	93.2%
% of Patients satisfied with the time they had to wait for an appointment	0	0	N/A	82.1%	85.0%	88.3%

* This is based on patients treated on this contract for their most recent course of treatment. Figures in italics indicate the base number of FP17s or Patient Questionnaire responses are less than 100. N/A is shown where the base number of responses is less than 10 during the period. % is calculated as Quantity/Base number*100

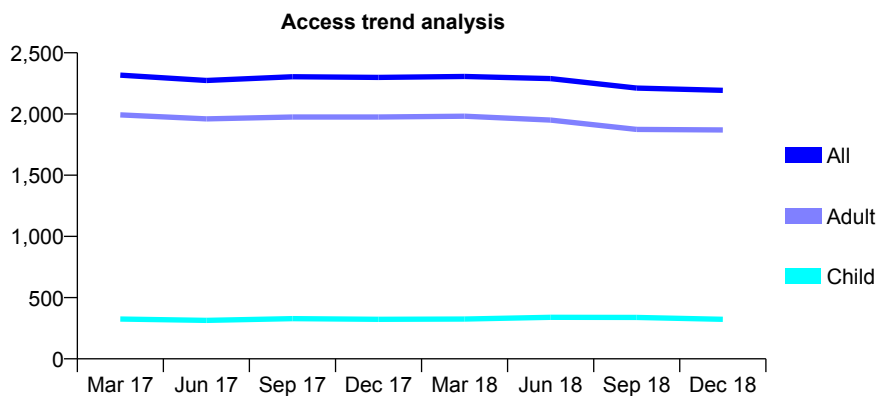
Q61 - Vital Signs At a Glance Contract Report for 328766/0001 - December 2018

Name or company name	MR RB TRAVERS
Contract type name	GDS Contract
Purpose of contract	General
Contract start date	01/04/2006
Contract end date	

18/19 Contracted general activity (UDA)	8,132
Carry forward general activity (UDA)	0
18/19 Contracted orthodontic activity (UOA)	0
Carry forward orthodontic activity (UOA)	0
Baseline contract value	£255,656.42

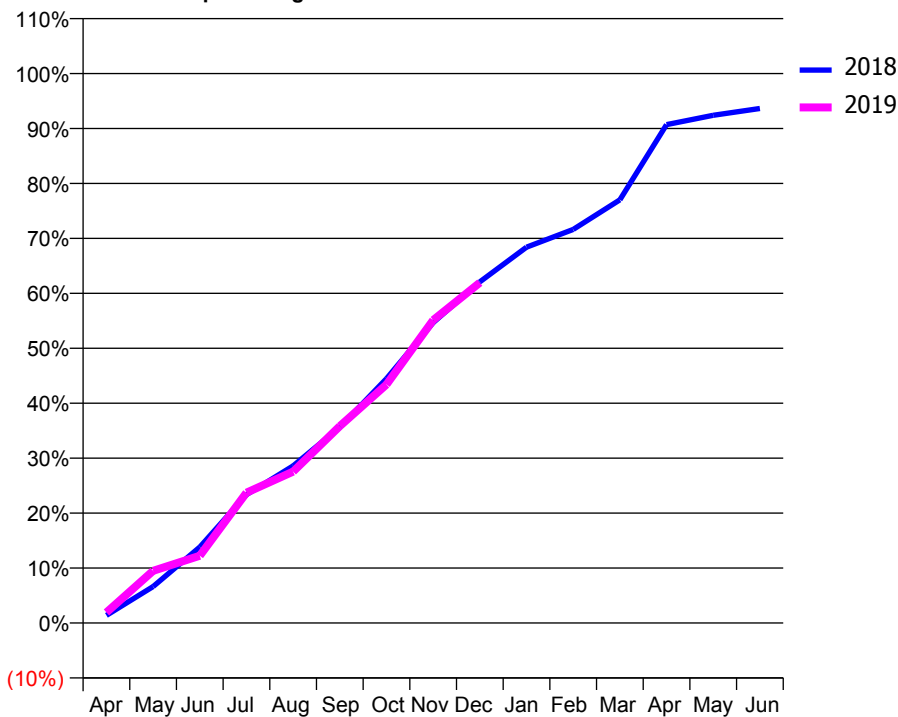
ACCESS*

Patients seen in 24 months	Total	Change since previous quarter
Quarter ending December 2017	2,299	
Quarter ending March 2018	2,307	→
Quarter ending June 2018	2,289	→
Quarter ending September 2018	2,212	↓
Quarter ending December 2018	2,193	→
Variance since December 2017	(4.6%)	↓



ACTIVITY

Cumulative percentage of contracted UDA delivered 2018 & 2019



Month	Adjusted Scheduled Activity (UDA)	
	2018	2019
April	113	157
May	541	772
June	1,123	995
July	1,900	1,930
August	2,325	2,240
September	2,898	2,913
October	3,617	3,529
November	4,444	4,483
December	5,048	5,036
January	5,563	
February	5,825	
March	6,262	
April	7,376	
May	7,514	
June	7,614	

QUALITY

	Quantity	Base Number	Contract	AT	Region	England
% of FP17s for the same patient ID Re-attending within 3 months - Children	17	264	6.4%	10.7%	11.8%	11.8%
% of FP17s for the same patient ID Re-attending within 3 months - Adults	138	1,424	9.7%	15.9%	16.7%	15.6%
% of FP17s for the same patient ID Re-attending between 3 & 9 months - Children	83	264	31.4%	44.8%	48.6%	58.8%
% of FP17s for the same patient ID Re-attending between 3 & 9 months - Adults	451	1,424	31.7%	37.0%	39.1%	51.0%
% of FP17s for Band 1 Urgent Courses	21	1,380	1.5%	10.9%	10.6%	9.0%
% of FP17s Relating to Free Repair or Replacements	20	1,380	1.4%	0.5%	0.5%	0.8%
% of FP17s Relating to Continuations	39	1,380	2.8%	0.7%	0.7%	0.9%
% of Patients satisfied with the dentistry they have received	0	0	N/A	90.9%	90.2%	93.2%
% of Patients satisfied with the time they had to wait for an appointment	0	0	N/A	82.1%	85.0%	88.3%

* This is based on patients treated on this contract for their most recent course of treatment. Figures in italics indicate the base number of FP17s or Patient Questionnaire responses are less than 100. N/A is shown where the base number of responses is less than 10 during the period. % is calculated as Quantity/Base number*100

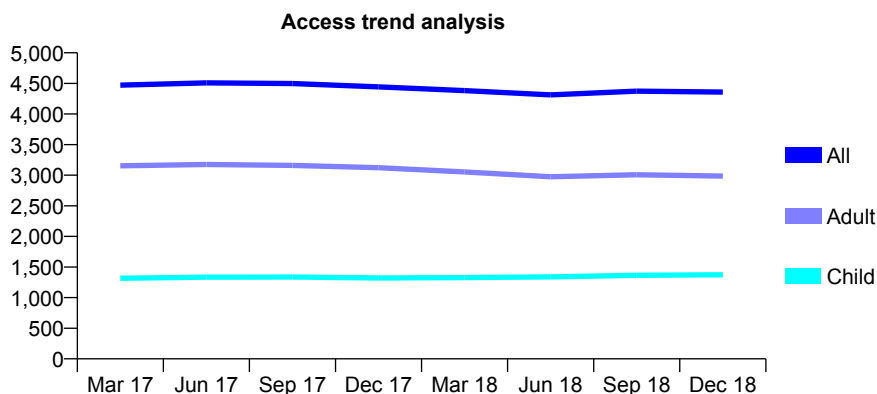
Q61 - Vital Signs At a Glance Contract Report for 329665/0002 - December 2018

Name or company name	MR A GANDECHA
Contract type name	GDS Contract
Purpose of contract	General
Contract start date	01/04/2006
Contract end date	

18/19 Contracted general activity (UDA)	14,047
Carry forward general activity (UDA)	-201
18/19 Contracted orthodontic activity (UOA)	0
Carry forward orthodontic activity (UOA)	0
Baseline contract value	£371,849.62

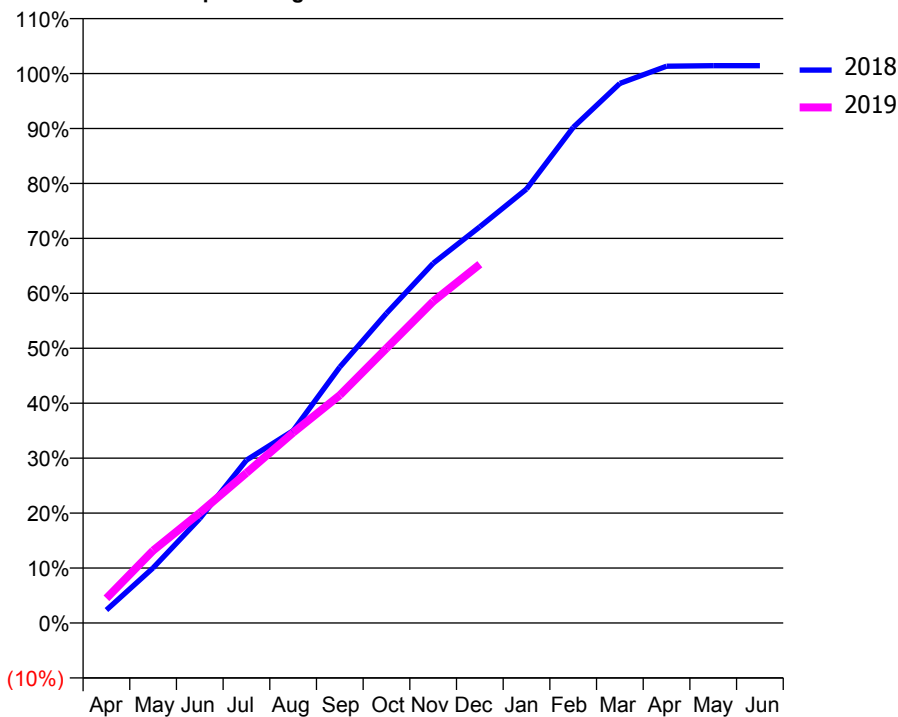
ACCESS*

Patients seen in 24 months	Total	Change since previous quarter
Quarter ending December 2017	4,444	
Quarter ending March 2018	4,382	↓
Quarter ending June 2018	4,312	↓
Quarter ending September 2018	4,373	→
Quarter ending December 2018	4,358	→
Variance since December 2017	(1.9%)	↓



ACTIVITY

Cumulative percentage of contracted UDA delivered 2018 & 2019



Month	Adjusted Scheduled Activity (UDA)	
	2018	2019
April	334	631
May	1,409	1,852
June	2,671	2,817
July	4,164	3,838
August	4,918	4,867
September	6,544	5,825
October	7,918	7,024
November	9,196	8,220
December	10,128	9,171
January	11,094	
February	12,667	
March	13,794	
April	14,235	
May	14,248	
June	14,248	

QUALITY

	Quantity	Base Number	Contract	AT	Region	England
% of FP17s for the same patient ID Re-attending within 3 months - Children	146	1,366	10.7%	10.7%	11.8%	11.8%
% of FP17s for the same patient ID Re-attending within 3 months - Adults	424	2,529	16.8%	15.9%	16.7%	15.6%
% of FP17s for the same patient ID Re-attending between 3 & 9 months - Children	689	1,366	50.4%	44.8%	48.6%	58.8%
% of FP17s for the same patient ID Re-attending between 3 & 9 months - Adults	1,142	2,529	45.2%	37.0%	39.1%	51.0%
% of FP17s for Band 1 Urgent Courses	357	3,732	9.6%	10.9%	10.6%	9.0%
% of FP17s Relating to Free Repair or Replacements	26	3,732	0.7%	0.5%	0.5%	0.8%
% of FP17s Relating to Continuations	23	3,732	0.6%	0.7%	0.7%	0.9%
% of Patients satisfied with the dentistry they have received	0	0	N/A	90.9%	90.2%	93.2%
% of Patients satisfied with the time they had to wait for an appointment	0	0	N/A	82.1%	85.0%	88.3%

* This is based on patients treated on this contract for their most recent course of treatment. Figures in italics indicate the base number of FP17s or Patient Questionnaire responses are less than 100. N/A is shown where the base number of responses is less than 10 during the period. % is calculated as Quantity/Base number*100

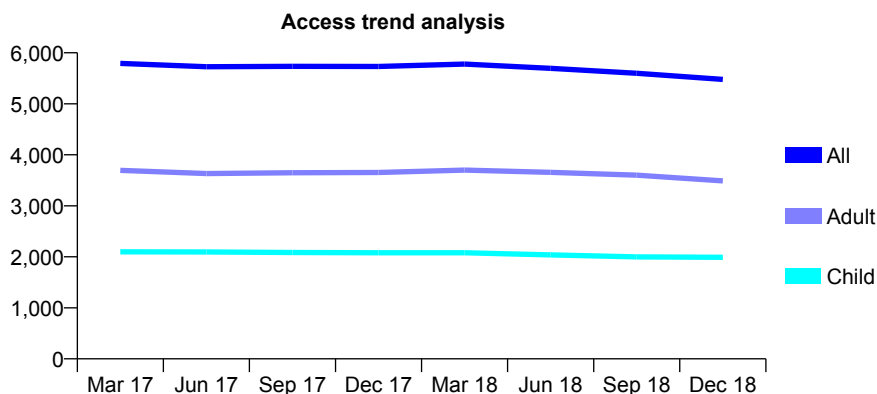
Q61 - Vital Signs At a Glance Contract Report for 332542/0001 - December 2018

Name or company name	MR V BAKSHI
Contract type name	GDS Contract
Purpose of contract	General
Contract start date	01/04/2006
Contract end date	

18/19 Contracted general activity (UDA)	12,606
Carry forward general activity (UDA)	0
18/19 Contracted orthodontic activity (UOA)	0
Carry forward orthodontic activity (UOA)	0
Baseline contract value	£348,119.68

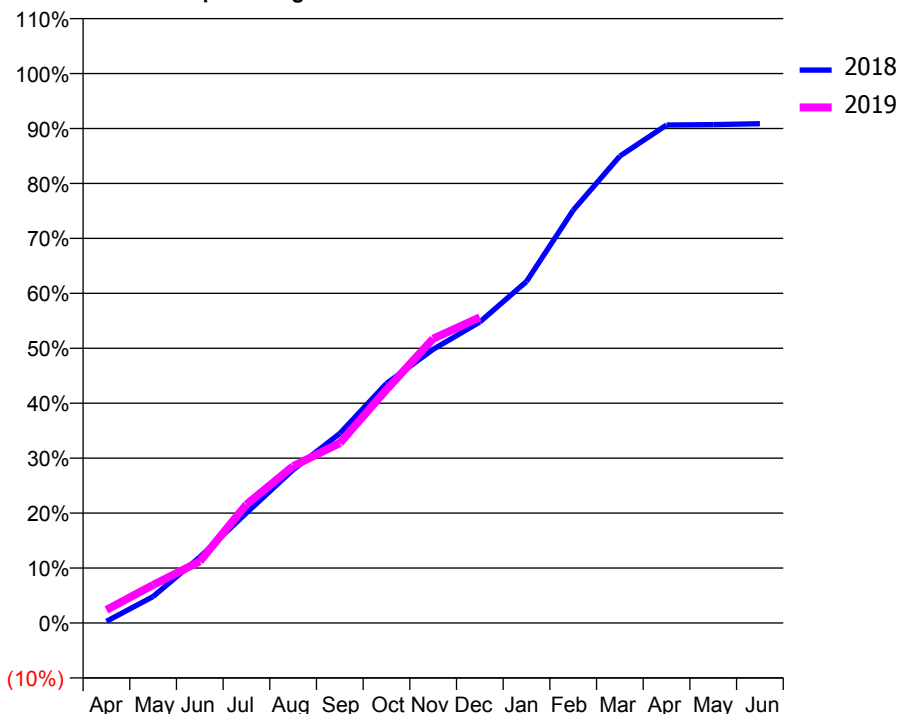
ACCESS*

Patients seen in 24 months	Total	Change since previous quarter
Quarter ending December 2017	5,733	
Quarter ending March 2018	5,780	→
Quarter ending June 2018	5,695	↓
Quarter ending September 2018	5,598	↓
Quarter ending December 2018	5,479	↓
Variance since December 2017	(4.4%)	↓



ACTIVITY

Cumulative percentage of contracted UDA delivered 2018 & 2019



Month	Adjusted Scheduled Activity (UDA)	
	2018	2019
April	39	302
May	606	873
June	1,514	1,416
July	2,526	2,721
August	3,517	3,600
September	4,348	4,127
October	5,496	5,355
November	6,278	6,525
December	6,906	7,012
January	7,836	
February	9,468	
March	10,711	
April	11,426	
May	11,435	
June	11,455	

QUALITY

	Quantity	Base Number	Contract	AT	Region	England
% of FP17s for the same patient ID Re-attending within 3 months - Children	64	1,271	5.0%	10.7%	11.8%	11.8%
% of FP17s for the same patient ID Re-attending within 3 months - Adults	189	1,995	9.5%	15.9%	16.7%	15.6%
% of FP17s for the same patient ID Re-attending between 3 & 9 months - Children	329	1,271	25.9%	44.8%	48.6%	58.8%
% of FP17s for the same patient ID Re-attending between 3 & 9 months - Adults	459	1,995	23.0%	37.0%	39.1%	51.0%
% of FP17s for Band 1 Urgent Courses	198	2,643	7.5%	10.9%	10.6%	9.0%
% of FP17s Relating to Free Repair or Replacements	4	2,643	0.2%	0.5%	0.5%	0.8%
% of FP17s Relating to Continuations	11	2,643	0.4%	0.7%	0.7%	0.9%
% of Patients satisfied with the dentistry they have received	2	2	N/A	90.9%	90.2%	93.2%
% of Patients satisfied with the time they had to wait for an appointment	1	2	N/A	82.1%	85.0%	88.3%

* This is based on patients treated on this contract for their most recent course of treatment. Figures in italics indicate the base number of FP17s or Patient Questionnaire responses are less than 100. N/A is shown where the base number of responses is less than 10 during the period. % is calculated as Quantity/Base number*100

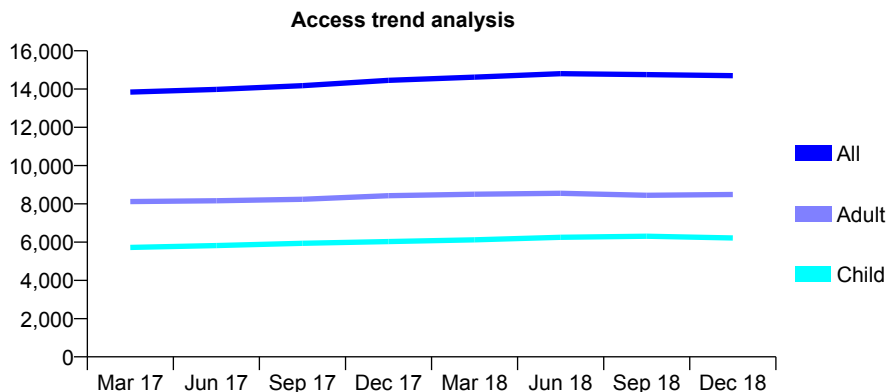
Q61 - Vital Signs At a Glance Contract Report for 332852/0001 - December 2018

Name or company name	JAYESH KOTECHA
Contract type name	GDS Contract
Purpose of contract	General
Contract start date	01/05/2013
Contract end date	

18/19 Contracted general activity (UDA)	33,873
Carry forward general activity (UDA)	-9
18/19 Contracted orthodontic activity (UOA)	0
Carry forward orthodontic activity (UOA)	0
Baseline contract value	£1,195,660.22

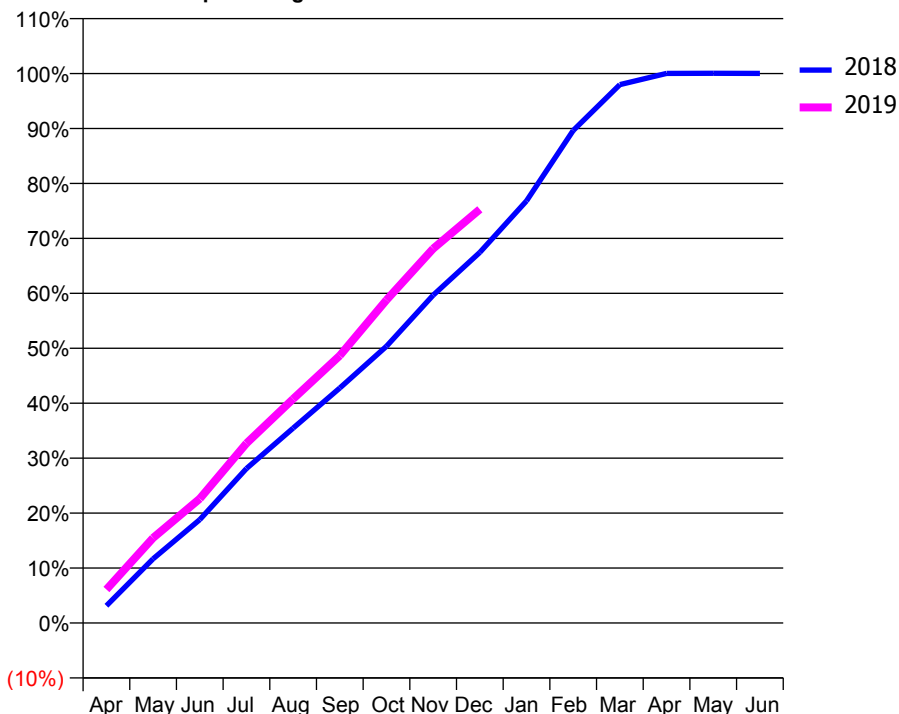
ACCESS*

Patients seen in 24 months	Total	Change since previous quarter
Quarter ending December 2017	14,457	
Quarter ending March 2018	14,621	→
Quarter ending June 2018	14,803	→
Quarter ending September 2018	14,756	→
Quarter ending December 2018	14,702	→
Variance since December 2017	1.7%	→



ACTIVITY

Cumulative percentage of contracted UDA delivered 2018 & 2019



Month	Adjusted Scheduled Activity (UDA)	
	2018	2019
April	1,064	2,066
May	3,955	5,247
June	6,376	7,664
July	9,522	11,076
August	12,017	13,815
September	14,490	16,487
October	17,059	19,913
November	20,210	23,076
December	22,844	25,505
January	26,019	
February	30,356	
March	33,185	
April	33,882	
May	33,884	
June	33,882	

QUALITY

	Quantity	Base Number	Contract	AT	Region	England
% of FP17s for the same patient ID Re-attending within 3 months - Children	304	5,415	5.6%	10.7%	11.8%	11.8%
% of FP17s for the same patient ID Re-attending within 3 months - Adults	745	6,536	11.4%	15.9%	16.7%	15.6%
% of FP17s for the same patient ID Re-attending between 3 & 9 months - Children	2,328	5,415	43.0%	44.8%	48.6%	58.8%
% of FP17s for the same patient ID Re-attending between 3 & 9 months - Adults	2,555	6,536	39.1%	37.0%	39.1%	51.0%
% of FP17s for Band 1 Urgent Courses	1,030	11,615	8.9%	10.9%	10.6%	9.0%
% of FP17s Relating to Free Repair or Replacements	32	11,615	0.3%	0.5%	0.5%	0.8%
% of FP17s Relating to Continuations	9	11,615	0.1%	0.7%	0.7%	0.9%
% of Patients satisfied with the dentistry they have received	3	3	N/A	90.9%	90.2%	93.2%
% of Patients satisfied with the time they had to wait for an appointment	3	3	N/A	82.1%	85.0%	88.3%

* This is based on patients treated on this contract for their most recent course of treatment. Figures in italics indicate the base number of FP17s or Patient Questionnaire responses are less than 100. N/A is shown where the base number of responses is less than 10 during the period. % is calculated as Quantity/Base number*100

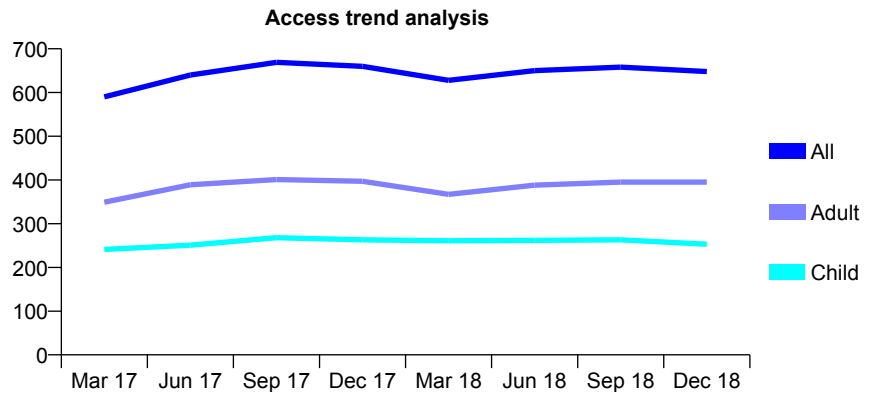
Q61 - Vital Signs At a Glance Contract Report for 334359/0001 - December 2018

Name or company name	MR A JARVID
Contract type name	GDS Contract
Purpose of contract	General
Contract start date	01/04/2006
Contract end date	

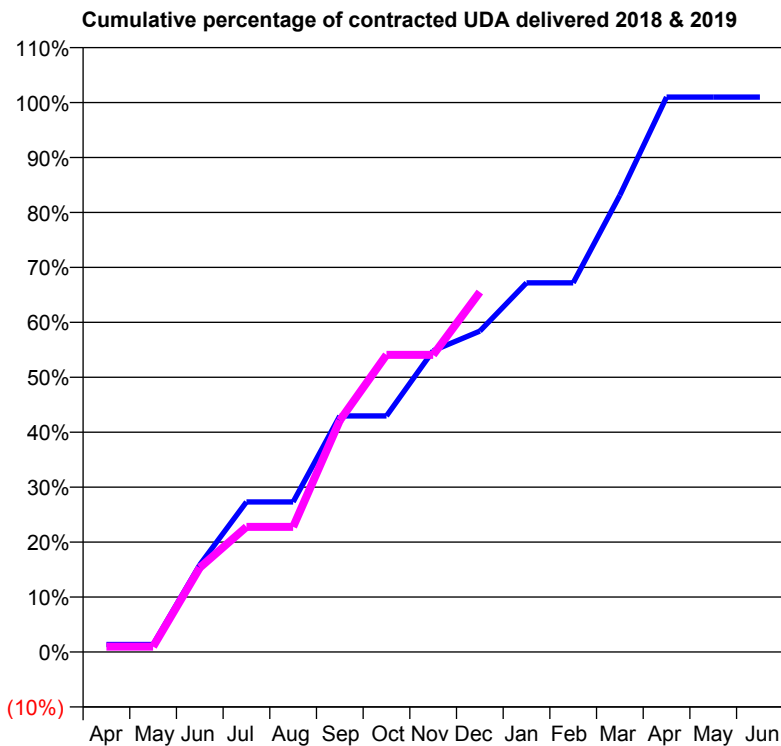
18/19 Contracted general activity (UDA)	1,322
Carry forward general activity (UDA)	-13
18/19 Contracted orthodontic activity (UOA)	0
Carry forward orthodontic activity (UOA)	0
Baseline contract value	£42,473.78

ACCESS*

Patients seen in 24 months	Total	Change since previous quarter
Quarter ending December 2017	660	
Quarter ending March 2018	628	↓
Quarter ending June 2018	650	↑
Quarter ending September 2018	658	→
Quarter ending December 2018	648	↓
Variance since December 2017	(1.8%)	↓



ACTIVITY



Adjusted Scheduled Activity (UDA)		
Month	2018	2019
April	18	13
May	18	13
June	210	203
July	361	301
August	361	301
September	568	557
October	568	715
November	725	715
December	772	866
January	888	
February	888	
March	1,099	
April	1,335	
May	1,335	
June	1,335	

QUALITY

	Quantity	Base Number	Contract	AT	Region	England
% of FP17s for the same patient ID Re-attending within 3 months - Children	12	207	5.8%	10.7%	11.8%	11.8%
% of FP17s for the same patient ID Re-attending within 3 months - Adults	12	229	5.2%	15.9%	16.7%	15.6%
% of FP17s for the same patient ID Re-attending between 3 & 9 months - Children	67	207	32.4%	44.8%	48.6%	58.8%
% of FP17s for the same patient ID Re-attending between 3 & 9 months - Adults	68	229	29.7%	37.0%	39.1%	51.0%
% of FP17s for Band 1 Urgent Courses	0	353	0.0%	10.9%	10.6%	9.0%
% of FP17s Relating to Free Repair or Replacements	0	353	0.0%	0.5%	0.5%	0.8%
% of FP17s Relating to Continuations	0	353	0.0%	0.7%	0.7%	0.9%
% of Patients satisfied with the dentistry they have received	0	0	N/A	90.9%	90.2%	93.2%
% of Patients satisfied with the time they had to wait for an appointment	0	0	N/A	82.1%	85.0%	88.3%

* This is based on patients treated on this contract for their most recent course of treatment. Figures in italics indicate the base number of FP17s or Patient Questionnaire responses are less than 100. N/A is shown where the base number of responses is less than 10 during the period. % is calculated as Quantity/Base number*100

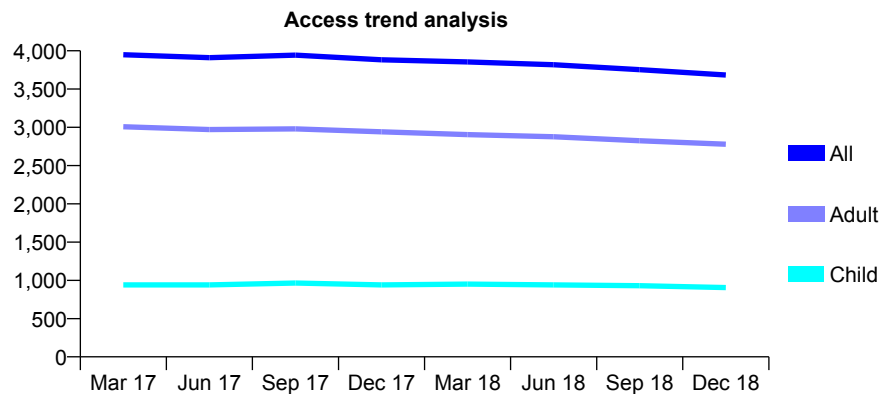
Q61 - Vital Signs At a Glance Contract Report for 335495/0001 - December 2018

Name or company name	MISS A HOQUE
Contract type name	GDS Contract
Purpose of contract	General
Contract start date	01/04/2006
Contract end date	

18/19 Contracted general activity (UDA)	13,234
Carry forward general activity (UDA)	0
18/19 Contracted orthodontic activity (UOA)	0
Carry forward orthodontic activity (UOA)	0
Baseline contract value	£371,515.32

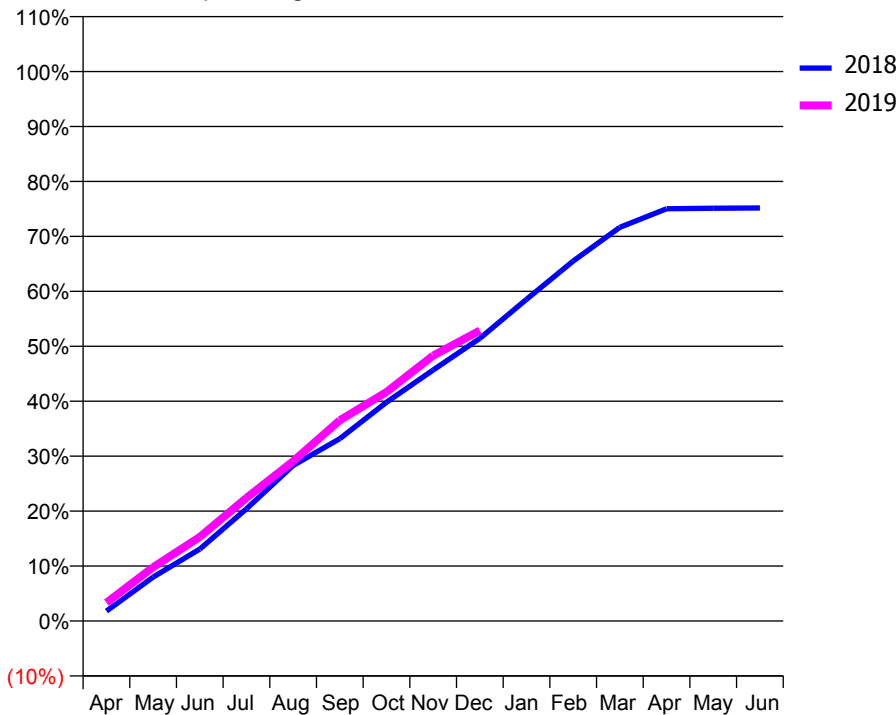
ACCESS*

Patients seen in 24 months	Total	Change since previous quarter
Quarter ending December 2017	3,882	
Quarter ending March 2018	3,855	→
Quarter ending June 2018	3,817	→
Quarter ending September 2018	3,754	↓
Quarter ending December 2018	3,684	↓
Variance since December 2017	(5.1%)	↓



ACTIVITY

Cumulative percentage of contracted UDA delivered 2018 & 2019



Month	Adjusted Scheduled Activity (UDA)	
	2018	2019
April	240	442
May	1,059	1,295
June	1,733	2,023
July	2,703	2,965
August	3,746	3,849
September	4,391	4,835
October	5,268	5,514
November	6,045	6,392
December	6,805	6,998
January	7,748	
February	8,669	
March	9,481	
April	9,930	
May	9,943	
June	9,947	

QUALITY

	Quantity	Base Number	Contract	AT	Region	England
% of FP17s for the same patient ID Re-attending within 3 months - Children	68	730	9.3%	10.7%	11.8%	11.8%
% of FP17s for the same patient ID Re-attending within 3 months - Adults	446	2,128	21.0%	15.9%	16.7%	15.6%
% of FP17s for the same patient ID Re-attending between 3 & 9 months - Children	217	730	29.7%	44.8%	48.6%	58.8%
% of FP17s for the same patient ID Re-attending between 3 & 9 months - Adults	513	2,128	24.1%	37.0%	39.1%	51.0%
% of FP17s for Band 1 Urgent Courses	578	2,698	21.4%	10.9%	10.6%	9.0%
% of FP17s Relating to Free Repair or Replacements	7	2,698	0.3%	0.5%	0.5%	0.8%
% of FP17s Relating to Continuations	25	2,698	0.9%	0.7%	0.7%	0.9%
% of Patients satisfied with the dentistry they have received	3	3	N/A	90.9%	90.2%	93.2%
% of Patients satisfied with the time they had to wait for an appointment	2	3	N/A	82.1%	85.0%	88.3%

* This is based on patients treated on this contract for their most recent course of treatment. Figures in italics indicate the base number of FP17s or Patient Questionnaire responses are less than 100. N/A is shown where the base number of responses is less than 10 during the period. % is calculated as Quantity/Base number*100

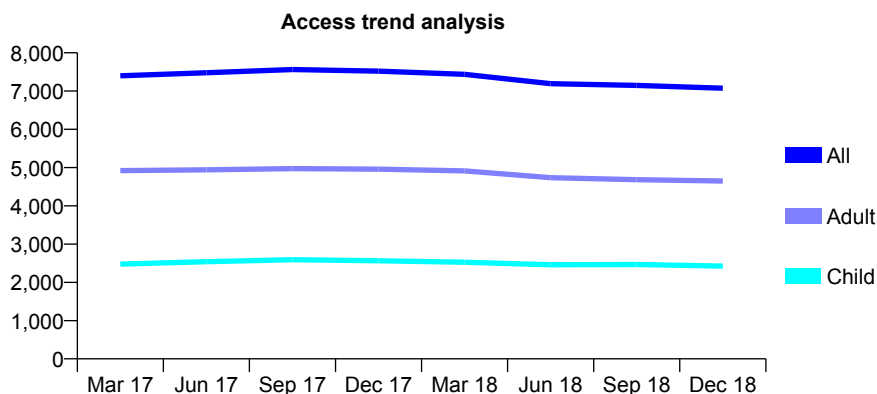
Q61 - Vital Signs At a Glance Contract Report for 336955/0004 - December 2018

Name or company name	MR SM HUSSAIN
Contract type name	GDS Contract
Purpose of contract	General
Contract start date	01/04/2006
Contract end date	

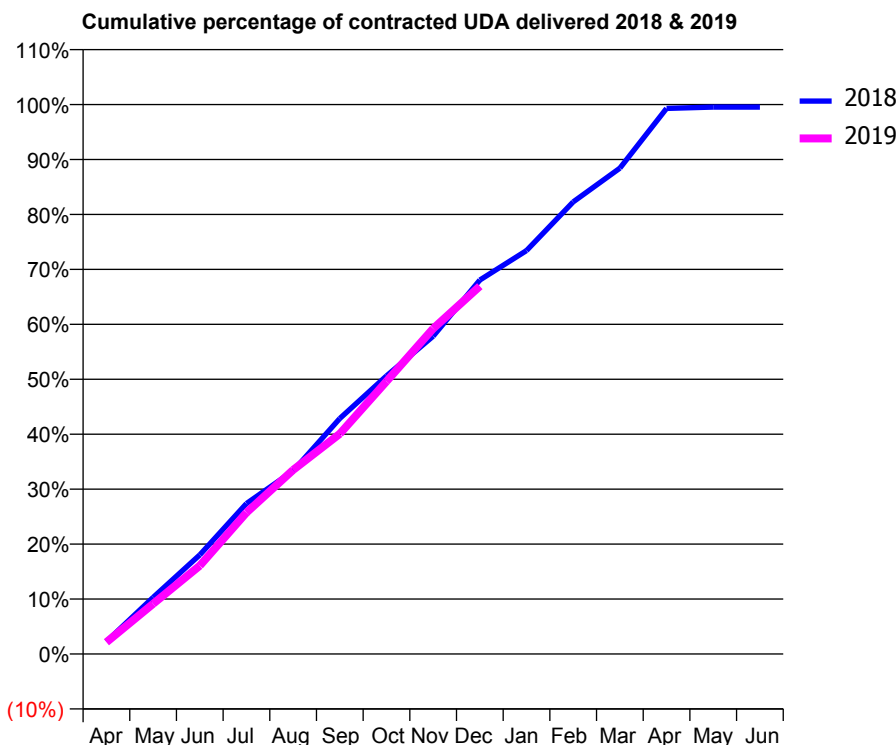
18/19 Contracted general activity (UDA)	20,008
Carry forward general activity (UDA)	92
18/19 Contracted orthodontic activity (UOA)	0
Carry forward orthodontic activity (UOA)	0
Baseline contract value	£558,613.00

ACCESS*

Patients seen in 24 months	Total	Change since previous quarter
Quarter ending December 2017	7,520	
Quarter ending March 2018	7,438	↓
Quarter ending June 2018	7,194	↓
Quarter ending September 2018	7,149	→
Quarter ending December 2018	7,075	↓
Variance since December 2017	(5.9%)	↓



ACTIVITY



Month	Adjusted Scheduled Activity (UDA)	
	2018	2019
April	454	430
May	2,063	1,828
June	3,610	3,218
July	5,479	5,151
August	6,670	6,703
September	8,576	8,018
October	10,125	9,925
November	11,573	11,848
December	13,616	13,392
January	14,689	
February	16,462	
March	17,690	
April	19,866	
May	19,912	
June	19,916	

QUALITY

	Quantity	Base Number	Contract	AT	Region	England
% of FP17s for the same patient ID Re-attending within 3 months - Children	145	2,496	5.8%	10.7%	11.8%	11.8%
% of FP17s for the same patient ID Re-attending within 3 months - Adults	330	4,176	7.9%	15.9%	16.7%	15.6%
% of FP17s for the same patient ID Re-attending between 3 & 9 months - Children	1,199	2,496	48.0%	44.8%	48.6%	58.8%
% of FP17s for the same patient ID Re-attending between 3 & 9 months - Adults	1,790	4,176	42.9%	37.0%	39.1%	51.0%
% of FP17s for Band 1 Urgent Courses	247	5,919	4.2%	10.9%	10.6%	9.0%
% of FP17s Relating to Free Repair or Replacements	10	5,919	0.2%	0.5%	0.5%	0.8%
% of FP17s Relating to Continuations	10	5,919	0.2%	0.7%	0.7%	0.9%
% of Patients satisfied with the dentistry they have received	0	0	N/A	90.9%	90.2%	93.2%
% of Patients satisfied with the time they had to wait for an appointment	0	0	N/A	82.1%	85.0%	88.3%

* This is based on patients treated on this contract for their most recent course of treatment. Figures in italics indicate the base number of FP17s or Patient Questionnaire responses are less than 100. N/A is shown where the base number of responses is less than 10 during the period. % is calculated as Quantity/Base number*100

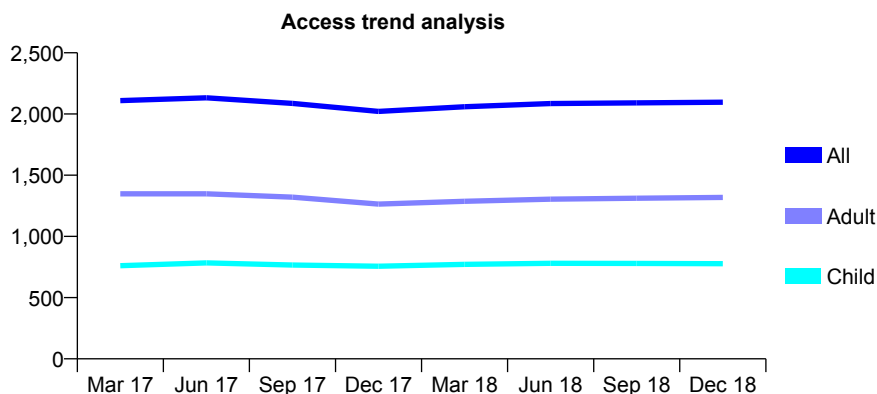
Q61 - Vital Signs At a Glance Contract Report for 337781/0001 - December 2018

Name or company name	MR R HEJAZI-TEHRANI
Contract type name	GDS Contract
Purpose of contract	General
Contract start date	01/04/2006
Contract end date	

18/19 Contracted general activity (UDA)	4,625
Carry forward general activity (UDA)	132
18/19 Contracted orthodontic activity (UOA)	0
Carry forward orthodontic activity (UOA)	0
Baseline contract value	£128,957.67

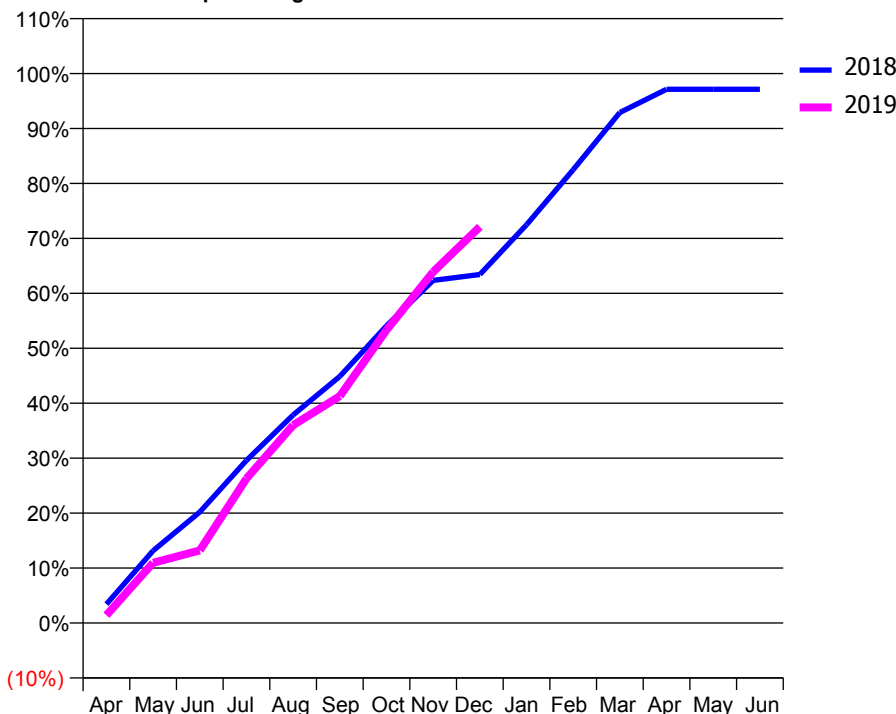
ACCESS*

Patients seen in 24 months	Total	Change since previous quarter
Quarter ending December 2017	2,021	
Quarter ending March 2018	2,059	→
Quarter ending June 2018	2,085	→
Quarter ending September 2018	2,091	→
Quarter ending December 2018	2,096	→
Variance since December 2017	3.7%	↑



ACTIVITY

Cumulative percentage of contracted UDA delivered 2018 & 2019



Adjusted Scheduled Activity (UDA)

Month	2018	2019
April	159	66
May	609	506
June	935	611
July	1,369	1,216
August	1,751	1,665
September	2,075	1,910
October	2,501	2,465
November	2,884	2,955
December	2,934	3,335
January	3,352	
February	3,816	
March	4,297	
April	4,493	
May	4,493	
June	4,493	

QUALITY

	Quantity	Base Number	Contract	AT	Region	England
% of FP17s for the same patient ID Re-attending within 3 months - Children	32	714	4.5%	10.7%	11.8%	11.8%
% of FP17s for the same patient ID Re-attending within 3 months - Adults	126	1,140	11.1%	15.9%	16.7%	15.6%
% of FP17s for the same patient ID Re-attending between 3 & 9 months - Children	361	714	50.6%	44.8%	48.6%	58.8%
% of FP17s for the same patient ID Re-attending between 3 & 9 months - Adults	478	1,140	41.9%	37.0%	39.1%	51.0%
% of FP17s for Band 1 Urgent Courses	96	1,766	5.4%	10.9%	10.6%	9.0%
% of FP17s Relating to Free Repair or Replacements	3	1,766	0.2%	0.5%	0.5%	0.8%
% of FP17s Relating to Continuations	4	1,766	0.2%	0.7%	0.7%	0.9%
% of Patients satisfied with the dentistry they have received	0	0	N/A	90.9%	90.2%	93.2%
% of Patients satisfied with the time they had to wait for an appointment	0	0	N/A	82.1%	85.0%	88.3%

* This is based on patients treated on this contract for their most recent course of treatment. Figures in italics indicate the base number of FP17s or Patient Questionnaire responses are less than 100. N/A is shown where the base number of responses is less than 10 during the period. % is calculated as Quantity/Base number*100

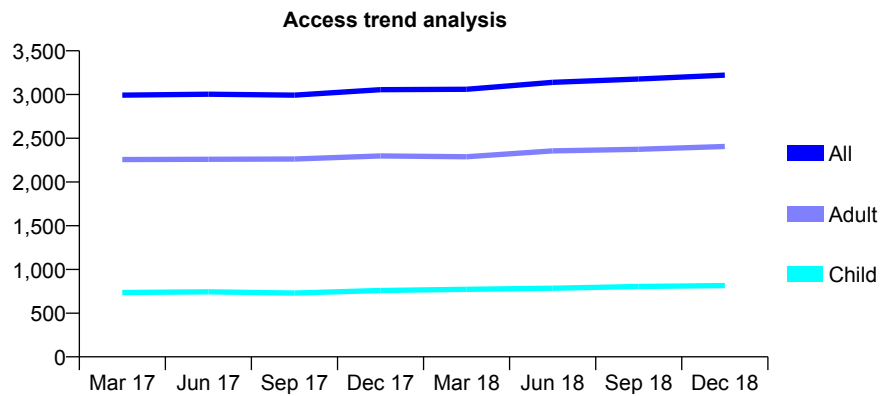
Q61 - Vital Signs At a Glance Contract Report for 338761/0001 - December 2018

Name or company name	MR MS KHAN
Contract type name	GDS Contract
Purpose of contract	General
Contract start date	01/04/2006
Contract end date	

18/19 Contracted general activity (UDA)	11,004
Carry forward general activity (UDA)	386
18/19 Contracted orthodontic activity (UOA)	0
Carry forward orthodontic activity (UOA)	0
Baseline contract value	£339,996.70

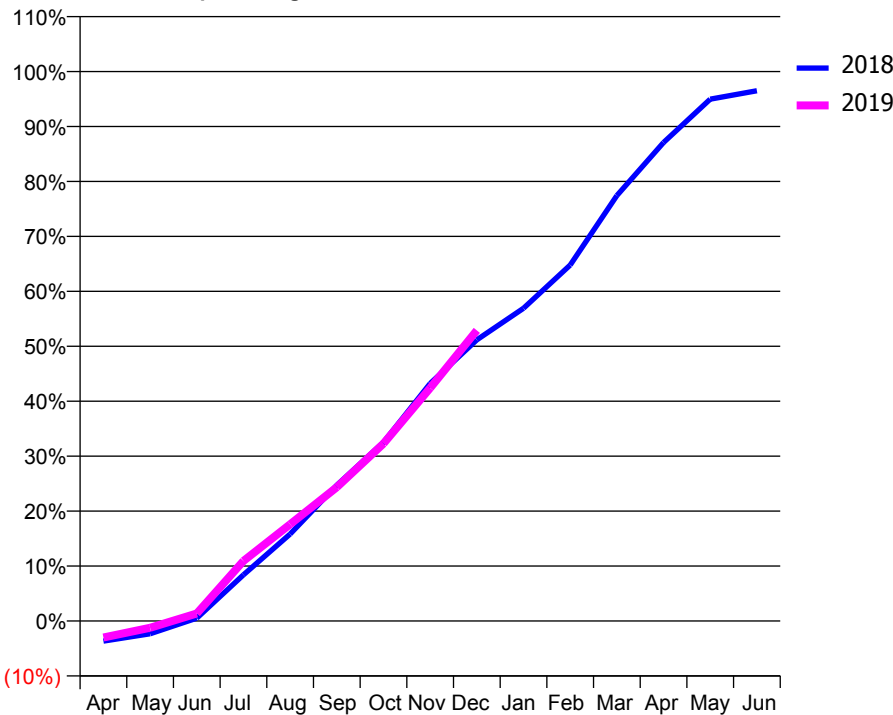
ACCESS*

Patients seen in 24 months	Total	Change since previous quarter
Quarter ending December 2017	3,055	
Quarter ending March 2018	3,060	→
Quarter ending June 2018	3,139	↑
Quarter ending September 2018	3,178	→
Quarter ending December 2018	3,221	→
Variance since December 2017	5.4%	↑



ACTIVITY

Cumulative percentage of contracted UDA delivered 2018 & 2019



Month	Adjusted Scheduled Activity (UDA)	
	2018	2019
April	-404	-333
May	-259	-137
June	56	150
July	926	1,204
August	1,742	1,938
September	2,721	2,679
October	3,579	3,552
November	4,756	4,666
December	5,629	5,819
January	6,264	
February	7,130	
March	8,519	
April	9,582	
May	10,451	
June	10,618	

QUALITY

	Quantity	Base Number	Contract	AT	Region	England
% of FP17s for the same patient ID Re-attending within 3 months - Children	96	803	12.0%	10.7%	11.8%	11.8%
% of FP17s for the same patient ID Re-attending within 3 months - Adults	489	2,098	23.3%	15.9%	16.7%	15.6%
% of FP17s for the same patient ID Re-attending between 3 & 9 months - Children	396	803	49.3%	44.8%	48.6%	58.8%
% of FP17s for the same patient ID Re-attending between 3 & 9 months - Adults	758	2,098	36.1%	37.0%	39.1%	51.0%
% of FP17s for Band 1 Urgent Courses	451	2,142	21.1%	10.9%	10.6%	9.0%
% of FP17s Relating to Free Repair or Replacements	7	2,142	0.3%	0.5%	0.5%	0.8%
% of FP17s Relating to Continuations	33	2,142	1.5%	0.7%	0.7%	0.9%
% of Patients satisfied with the dentistry they have received	2	2	N/A	90.9%	90.2%	93.2%
% of Patients satisfied with the time they had to wait for an appointment	1	2	N/A	82.1%	85.0%	88.3%

* This is based on patients treated on this contract for their most recent course of treatment. Figures in italics indicate the base number of FP17s or Patient Questionnaire responses are less than 100. N/A is shown where the base number of responses is less than 10 during the period. % is calculated as Quantity/Base number*100

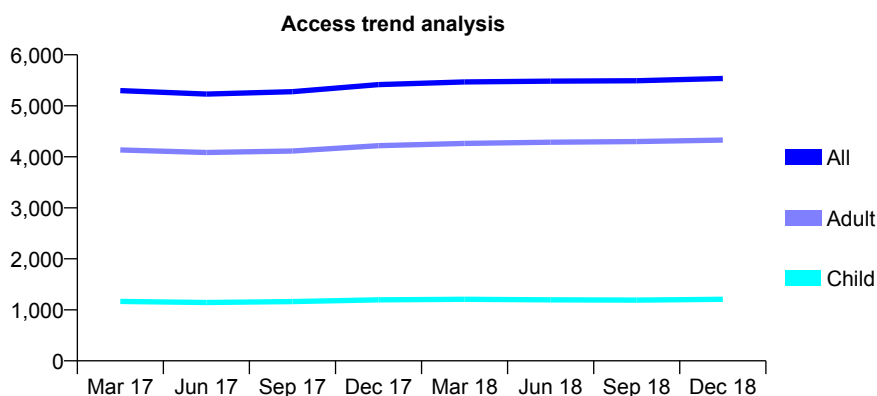
Q61 - Vital Signs At a Glance Contract Report for 338877/0001 - December 2018

Name or company name	MR MC MARCOU
Contract type name	GDS Contract
Purpose of contract	General
Contract start date	01/04/2006
Contract end date	

18/19 Contracted general activity (UDA)	15,124
Carry forward general activity (UDA)	-22
18/19 Contracted orthodontic activity (UOA)	0
Carry forward orthodontic activity (UOA)	0
Baseline contract value	£411,905.40

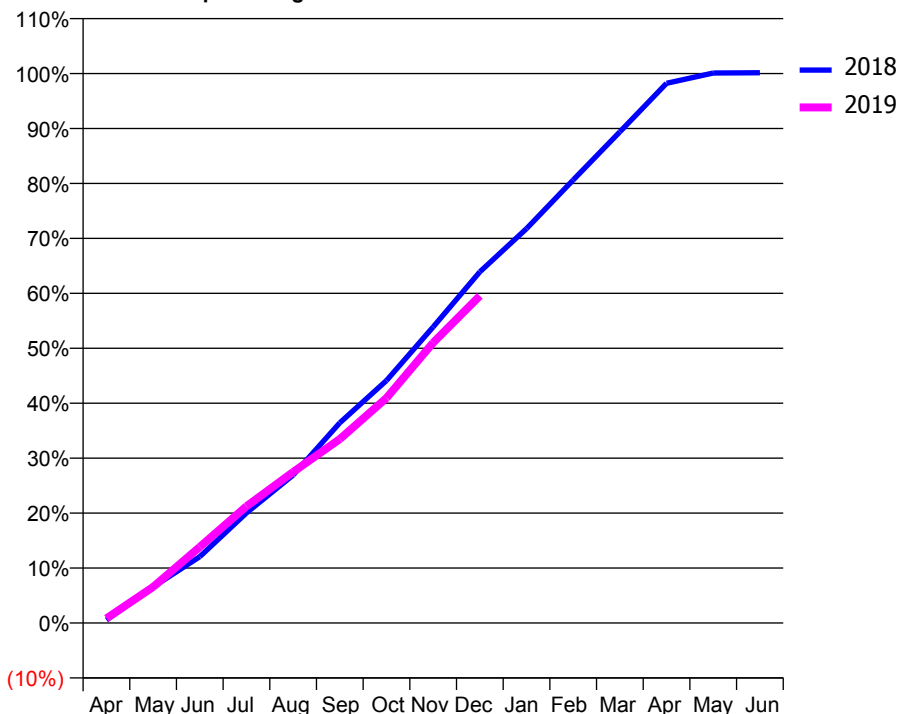
ACCESS*

Patients seen in 24 months	Total	Change since previous quarter
Quarter ending December 2017	5,415	
Quarter ending March 2018	5,469	→
Quarter ending June 2018	5,483	→
Quarter ending September 2018	5,492	→
Quarter ending December 2018	5,535	→
Variance since December 2017	2.2%	↑



ACTIVITY

Cumulative percentage of contracted UDA delivered 2018 & 2019



Month	Adjusted Scheduled Activity (UDA)	
	2018	2019
April	83	126
May	992	991
June	1,825	2,095
July	3,028	3,213
August	4,072	4,158
September	5,510	5,062
October	6,674	6,194
November	8,148	7,717
December	9,665	9,004
January	10,855	
February	12,194	
March	13,518	
April	14,857	
May	15,137	
June	15,146	

QUALITY

	Quantity	Base Number	Contract	AT	Region	England
% of FP17s for the same patient ID Re-attending within 3 months - Children	63	1,066	5.9%	10.7%	11.8%	11.8%
% of FP17s for the same patient ID Re-attending within 3 months - Adults	481	3,810	12.6%	15.9%	16.7%	15.6%
% of FP17s for the same patient ID Re-attending between 3 & 9 months - Children	512	1,066	48.0%	44.8%	48.6%	58.8%
% of FP17s for the same patient ID Re-attending between 3 & 9 months - Adults	1,807	3,810	47.4%	37.0%	39.1%	51.0%
% of FP17s for Band 1 Urgent Courses	334	3,914	8.5%	10.9%	10.6%	9.0%
% of FP17s Relating to Free Repair or Replacements	29	3,914	0.7%	0.5%	0.5%	0.8%
% of FP17s Relating to Continuations	2	3,914	0.1%	0.7%	0.7%	0.9%
% of Patients satisfied with the dentistry they have received	1	1	N/A	90.9%	90.2%	93.2%
% of Patients satisfied with the time they had to wait for an appointment	1	1	N/A	82.1%	85.0%	88.3%

* This is based on patients treated on this contract for their most recent course of treatment. Figures in italics indicate the base number of FP17s or Patient Questionnaire responses are less than 100. N/A is shown where the base number of responses is less than 10 during the period. % is calculated as Quantity/Base number*100

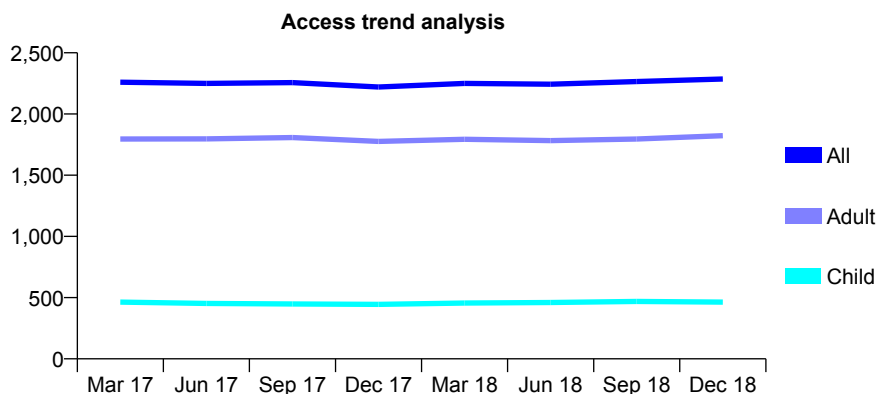
Q61 - Vital Signs At a Glance Contract Report for 339288/0001 - December 2018

Name or company name	MR SA HAMA SAIED
Contract type name	GDS Contract
Purpose of contract	General
Contract start date	01/04/2006
Contract end date	

18/19 Contracted general activity (UDA)	8,013
Carry forward general activity (UDA)	232
18/19 Contracted orthodontic activity (UOA)	0
Carry forward orthodontic activity (UOA)	0
Baseline contract value	£242,899.97

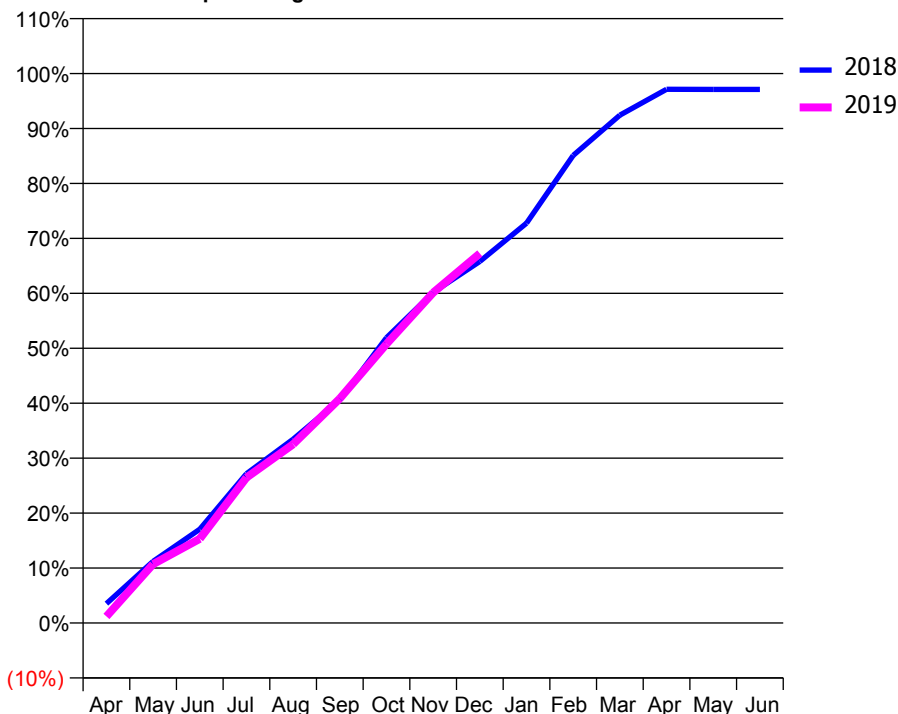
ACCESS*

Patients seen in 24 months	Total	Change since previous quarter
Quarter ending December 2017	2,221	
Quarter ending March 2018	2,250	→
Quarter ending June 2018	2,243	→
Quarter ending September 2018	2,265	→
Quarter ending December 2018	2,286	→
Variance since December 2017	2.9%	↑



ACTIVITY

Cumulative percentage of contracted UDA delivered 2018 & 2019



Month	Adjusted Scheduled Activity (UDA)	
	2018	2019
April	282	96
May	900	859
June	1,367	1,228
July	2,177	2,121
August	2,680	2,606
September	3,254	3,274
October	4,161	4,068
November	4,821	4,818
December	5,272	5,389
January	5,830	
February	6,818	
March	7,406	
April	7,782	
May	7,781	
June	7,781	

QUALITY

	Quantity	Base Number	Contract	AT	Region	England
% of FP17s for the same patient ID Re-attending within 3 months - Children	14	409	3.4%	10.7%	11.8%	11.8%
% of FP17s for the same patient ID Re-attending within 3 months - Adults	241	1,655	14.6%	15.9%	16.7%	15.6%
% of FP17s for the same patient ID Re-attending between 3 & 9 months - Children	205	409	50.1%	44.8%	48.6%	58.8%
% of FP17s for the same patient ID Re-attending between 3 & 9 months - Adults	749	1,655	45.3%	37.0%	39.1%	51.0%
% of FP17s for Band 1 Urgent Courses	2	1,968	0.1%	10.9%	10.6%	9.0%
% of FP17s Relating to Free Repair or Replacements	0	1,968	0.0%	0.5%	0.5%	0.8%
% of FP17s Relating to Continuations	82	1,968	4.2%	0.7%	0.7%	0.9%
% of Patients satisfied with the dentistry they have received	1	1	N/A	90.9%	90.2%	93.2%
% of Patients satisfied with the time they had to wait for an appointment	1	1	N/A	82.1%	85.0%	88.3%

* This is based on patients treated on this contract for their most recent course of treatment. Figures in italics indicate the base number of FP17s or Patient Questionnaire responses are less than 100. N/A is shown where the base number of responses is less than 10 during the period. % is calculated as Quantity/Base number*100

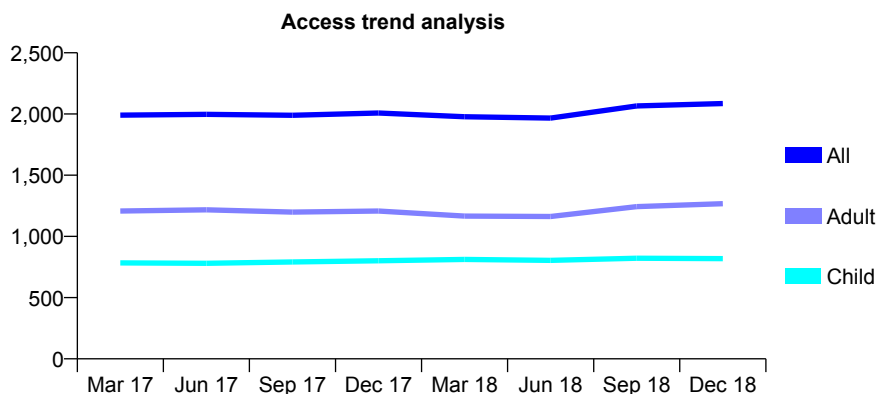
Q61 - Vital Signs At a Glance Contract Report for 339407/0001 - December 2018

Name or company name	MR H HAMBARCHIAN
Contract type name	GDS Contract
Purpose of contract	General
Contract start date	01/04/2006
Contract end date	

18/19 Contracted general activity (UDA)	10,663
Carry forward general activity (UDA)	258
18/19 Contracted orthodontic activity (UOA)	0
Carry forward orthodontic activity (UOA)	0
Baseline contract value	£353,174.34

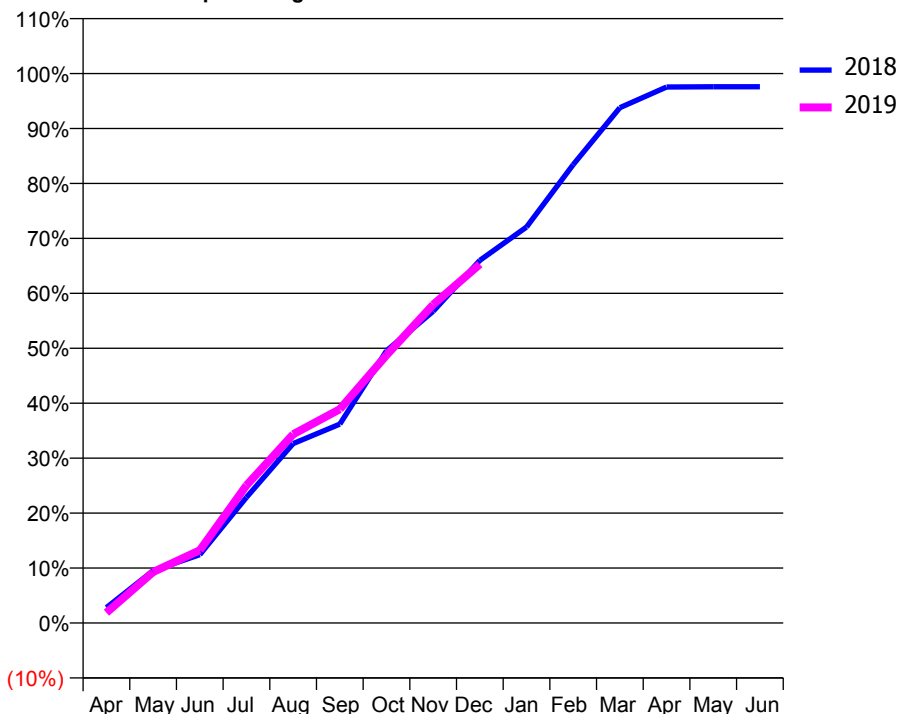
ACCESS*

Patients seen in 24 months	Total	Change since previous quarter
Quarter ending December 2017	2,008	
Quarter ending March 2018	1,978	↓
Quarter ending June 2018	1,967	→
Quarter ending September 2018	2,066	↑
Quarter ending December 2018	2,086	→
Variance since December 2017	3.9%	↑



ACTIVITY

Cumulative percentage of contracted UDA delivered 2018 & 2019



Month	Adjusted Scheduled Activity (UDA)	
	2018	2019
April	298	201
May	1,015	989
June	1,326	1,410
July	2,439	2,673
August	3,480	3,664
September	3,859	4,149
October	5,282	5,198
November	6,048	6,179
December	7,037	6,961
January	7,684	
February	8,895	
March	9,999	
April	10,402	
May	10,405	
June	10,405	

QUALITY

	Quantity	Base Number	Contract	AT	Region	England
% of FP17s for the same patient ID Re-attending within 3 months - Children	49	905	5.4%	10.7%	11.8%	11.8%
% of FP17s for the same patient ID Re-attending within 3 months - Adults	113	1,301	8.7%	15.9%	16.7%	15.6%
% of FP17s for the same patient ID Re-attending between 3 & 9 months - Children	566	905	62.5%	44.8%	48.6%	58.8%
% of FP17s for the same patient ID Re-attending between 3 & 9 months - Adults	766	1,301	58.9%	37.0%	39.1%	51.0%
% of FP17s for Band 1 Urgent Courses	36	2,102	1.7%	10.9%	10.6%	9.0%
% of FP17s Relating to Free Repair or Replacements	0	2,102	0.0%	0.5%	0.5%	0.8%
% of FP17s Relating to Continuations	1	2,102	0.0%	0.7%	0.7%	0.9%
% of Patients satisfied with the dentistry they have received	0	0	N/A	90.9%	90.2%	93.2%
% of Patients satisfied with the time they had to wait for an appointment	0	0	N/A	82.1%	85.0%	88.3%

* This is based on patients treated on this contract for their most recent course of treatment. Figures in italics indicate the base number of FP17s or Patient Questionnaire responses are less than 100. N/A is shown where the base number of responses is less than 10 during the period. % is calculated as Quantity/Base number*100

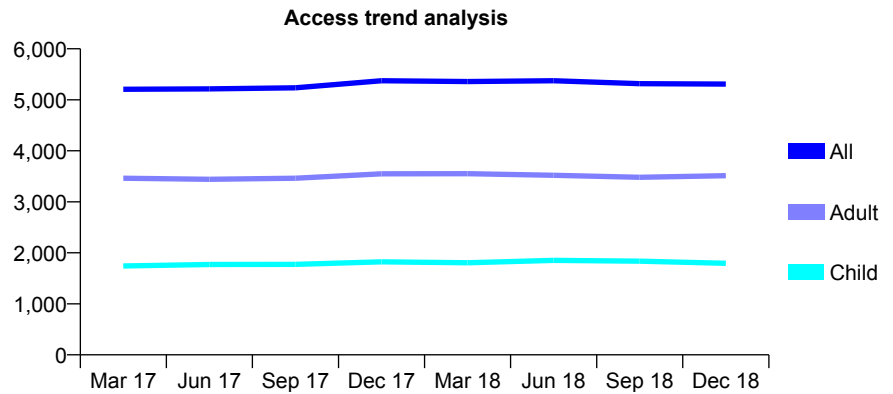
Q61 - Vital Signs At a Glance Contract Report for 340561/0001 - December 2018

Name or company name	MR S RAJAYOGAN
Contract type name	GDS Contract
Purpose of contract	General
Contract start date	01/04/2006
Contract end date	

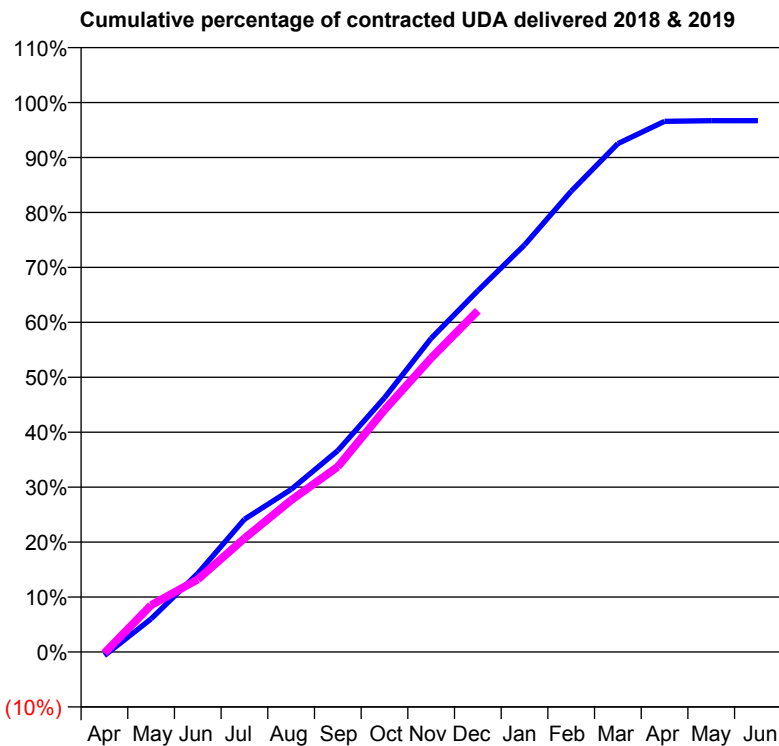
18/19 Contracted general activity (UDA)	13,563
Carry forward general activity (UDA)	449
18/19 Contracted orthodontic activity (UOA)	0
Carry forward orthodontic activity (UOA)	0
Baseline contract value	£386,925.13

ACCESS*

Patients seen in 24 months	Total	Change since previous quarter
Quarter ending December 2017	5,373	
Quarter ending March 2018	5,358	→
Quarter ending June 2018	5,373	→
Quarter ending September 2018	5,317	↓
Quarter ending December 2018	5,308	→
Variance since December 2017	(1.2%)	↓



ACTIVITY



Month	Adjusted Scheduled Activity (UDA)	
	2018	2019
April	-91	-29
May	817	1,157
June	1,941	1,791
July	3,276	2,806
August	4,013	3,746
September	4,971	4,575
October	6,275	5,974
November	7,742	7,256
December	8,918	8,424
January	10,048	
February	11,372	
March	12,547	
April	13,097	
May	13,114	
June	13,114	

QUALITY

	Quantity	Base Number	Contract	AT	Region	England
% of FP17s for the same patient ID Re-attending within 3 months - Children	75	1,309	5.7%	10.7%	11.8%	11.8%
% of FP17s for the same patient ID Re-attending within 3 months - Adults	163	2,093	7.8%	15.9%	16.7%	15.6%
% of FP17s for the same patient ID Re-attending between 3 & 9 months - Children	424	1,309	32.4%	44.8%	48.6%	58.8%
% of FP17s for the same patient ID Re-attending between 3 & 9 months - Adults	561	2,093	26.8%	37.0%	39.1%	51.0%
% of FP17s for Band 1 Urgent Courses	267	3,238	8.2%	10.9%	10.6%	9.0%
% of FP17s Relating to Free Repair or Replacements	0	3,238	0.0%	0.5%	0.5%	0.8%
% of FP17s Relating to Continuations	3	3,238	0.1%	0.7%	0.7%	0.9%
% of Patients satisfied with the dentistry they have received	0	0	N/A	90.9%	90.2%	93.2%
% of Patients satisfied with the time they had to wait for an appointment	0	0	N/A	82.1%	85.0%	88.3%

* This is based on patients treated on this contract for their most recent course of treatment. Figures in italics indicate the base number of FP17s or Patient Questionnaire responses are less than 100. N/A is shown where the base number of responses is less than 10 during the period. % is calculated as Quantity/Base number*100

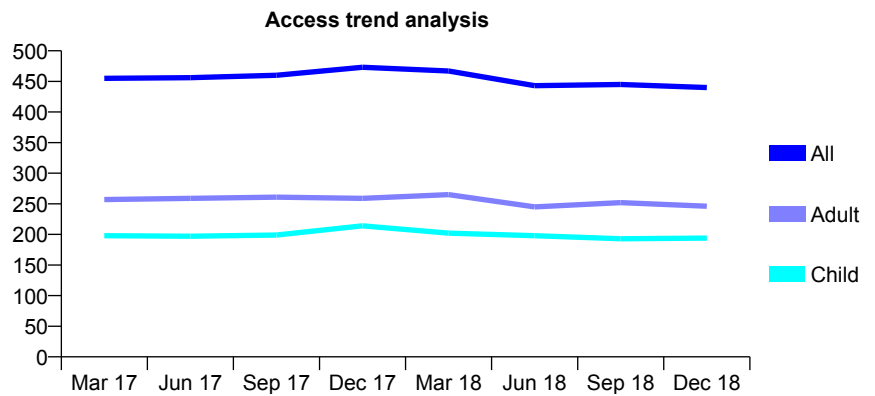
Q61 - Vital Signs At a Glance Contract Report for 341320/0001 - December 2018

Name or company name	MR HS JOSHI
Contract type name	GDS Contract
Purpose of contract	General
Contract start date	01/04/2006
Contract end date	

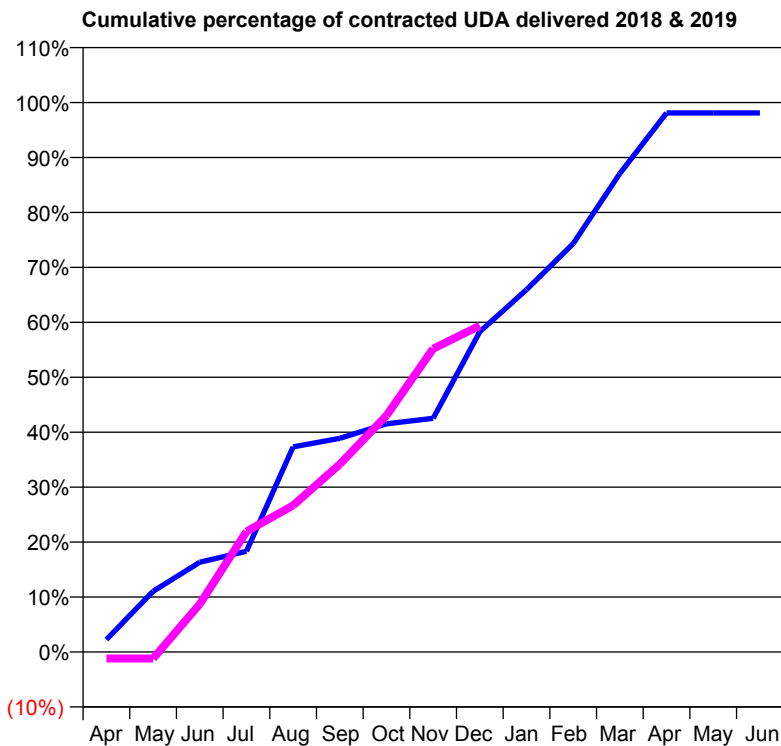
18/19 Contracted general activity (UDA)	1,646
Carry forward general activity (UDA)	31
18/19 Contracted orthodontic activity (UOA)	0
Carry forward orthodontic activity (UOA)	0
Baseline contract value	£84,059.69

ACCESS*

Patients seen in 24 months	Total	Change since previous quarter
Quarter ending December 2017	473	
Quarter ending March 2018	467	↓
Quarter ending June 2018	443	↓
Quarter ending September 2018	445	→
Quarter ending December 2018	440	↓
Variance since December 2017	(7.0%)	↓



ACTIVITY



Month	Adjusted Scheduled Activity (UDA)	
	2018	2019
April	37	-20
May	182	-20
June	269	144
July	302	361
August	615	439
September	640	563
October	684	708
November	700	908
December	960	978
January	1,086	
February	1,223	
March	1,433	
April	1,615	
May	1,615	
June	1,615	

QUALITY

	Quantity	Base Number	Contract	AT	Region	England
% of FP17s for the same patient ID Re-attending within 3 months - Children	25	178	14.0%	10.7%	11.8%	11.8%
% of FP17s for the same patient ID Re-attending within 3 months - Adults	45	198	22.7%	15.9%	16.7%	15.6%
% of FP17s for the same patient ID Re-attending between 3 & 9 months - Children	88	178	49.4%	44.8%	48.6%	58.8%
% of FP17s for the same patient ID Re-attending between 3 & 9 months - Adults	74	198	37.4%	37.0%	39.1%	51.0%
% of FP17s for Band 1 Urgent Courses	19	323	5.9%	10.9%	10.6%	9.0%
% of FP17s Relating to Free Repair or Replacements	0	323	0.0%	0.5%	0.5%	0.8%
% of FP17s Relating to Continuations	0	323	0.0%	0.7%	0.7%	0.9%
% of Patients satisfied with the dentistry they have received	0	0	N/A	90.9%	90.2%	93.2%
% of Patients satisfied with the time they had to wait for an appointment	0	0	N/A	82.1%	85.0%	88.3%

* This is based on patients treated on this contract for their most recent course of treatment. Figures in italics indicate the base number of FP17s or Patient Questionnaire responses are less than 100. N/A is shown where the base number of responses is less than 10 during the period. % is calculated as Quantity/Base number*100

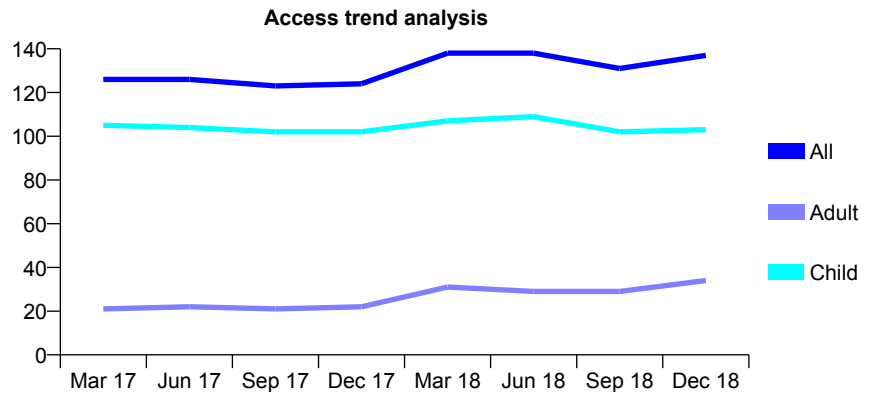
Q61 - Vital Signs At a Glance Contract Report for 342858/0002 - December 2018

Name or company name	MRS B SALEK-HADDADI
Contract type name	GDS Contract
Purpose of contract	General
Contract start date	01/04/2006
Contract end date	

18/19 Contracted general activity (UDA)	314
Carry forward general activity (UDA)	-6
18/19 Contracted orthodontic activity (UOA)	0
Carry forward orthodontic activity (UOA)	0
Baseline contract value	£12,942.86

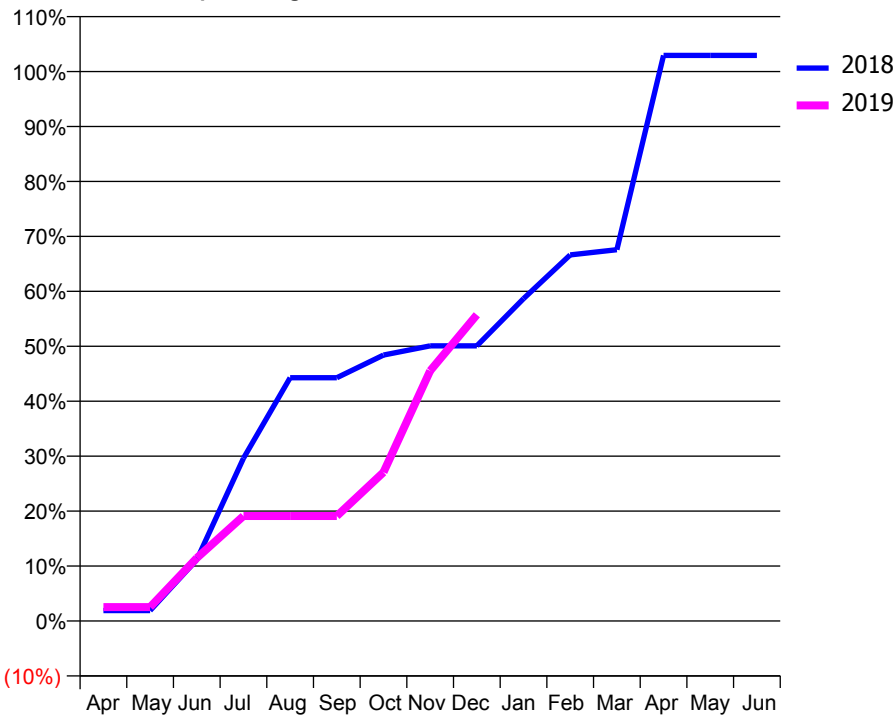
ACCESS*

Patients seen in 24 months	Total	Change since previous quarter
Quarter ending December 2017	124	
Quarter ending March 2018	138	↑
Quarter ending June 2018	138	→
Quarter ending September 2018	131	↓
Quarter ending December 2018	137	↑
Variance since December 2017	10.5%	↑



ACTIVITY

Cumulative percentage of contracted UDA delivered 2018 & 2019



Month	Adjusted Scheduled Activity (UDA)	
	2018	2019
April	6	8
May	6	8
June	35	36
July	93	60
August	139	60
September	139	60
October	152	85
November	157	143
December	157	175
January	184	
February	209	
March	212	
April	323	
May	323	
June	323	

QUALITY

	Quantity	Base Number	Contract	AT	Region	England
% of FP17s for the same patient ID Re-attending within 3 months - Children	2	112	1.8%	10.7%	11.8%	11.8%
% of FP17s for the same patient ID Re-attending within 3 months - Adults	2	29	6.9%	15.9%	16.7%	15.6%
% of FP17s for the same patient ID Re-attending between 3 & 9 months - Children	53	112	47.3%	44.8%	48.6%	58.8%
% of FP17s for the same patient ID Re-attending between 3 & 9 months - Adults	16	29	55.2%	37.0%	39.1%	51.0%
% of FP17s for Band 1 Urgent Courses	0	98	0.0%	10.9%	10.6%	9.0%
% of FP17s Relating to Free Repair or Replacements	0	98	0.0%	0.5%	0.5%	0.8%
% of FP17s Relating to Continuations	0	98	0.0%	0.7%	0.7%	0.9%
% of Patients satisfied with the dentistry they have received	0	0	N/A	90.9%	90.2%	93.2%
% of Patients satisfied with the time they had to wait for an appointment	0	0	N/A	82.1%	85.0%	88.3%

* This is based on patients treated on this contract for their most recent course of treatment. Figures in italics indicate the base number of FP17s or Patient Questionnaire responses are less than 100. N/A is shown where the base number of responses is less than 10 during the period. % is calculated as Quantity/Base number*100

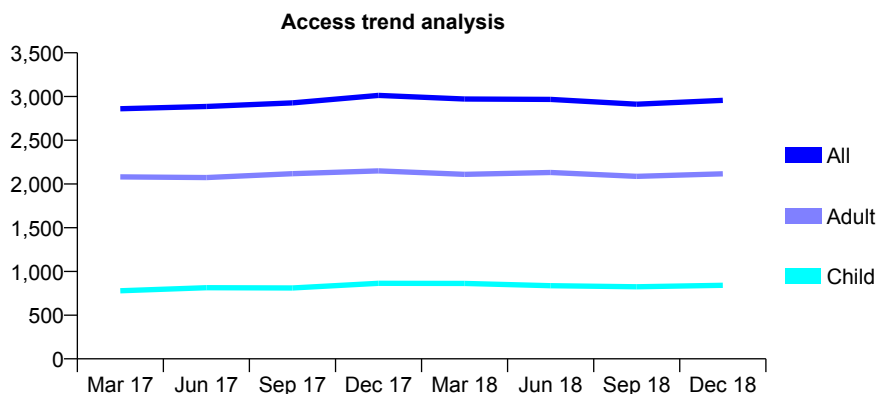
Q61 - Vital Signs At a Glance Contract Report for 343587/0001 - December 2018

Name or company name	MR F AMINI
Contract type name	GDS Contract
Purpose of contract	General
Contract start date	01/04/2006
Contract end date	

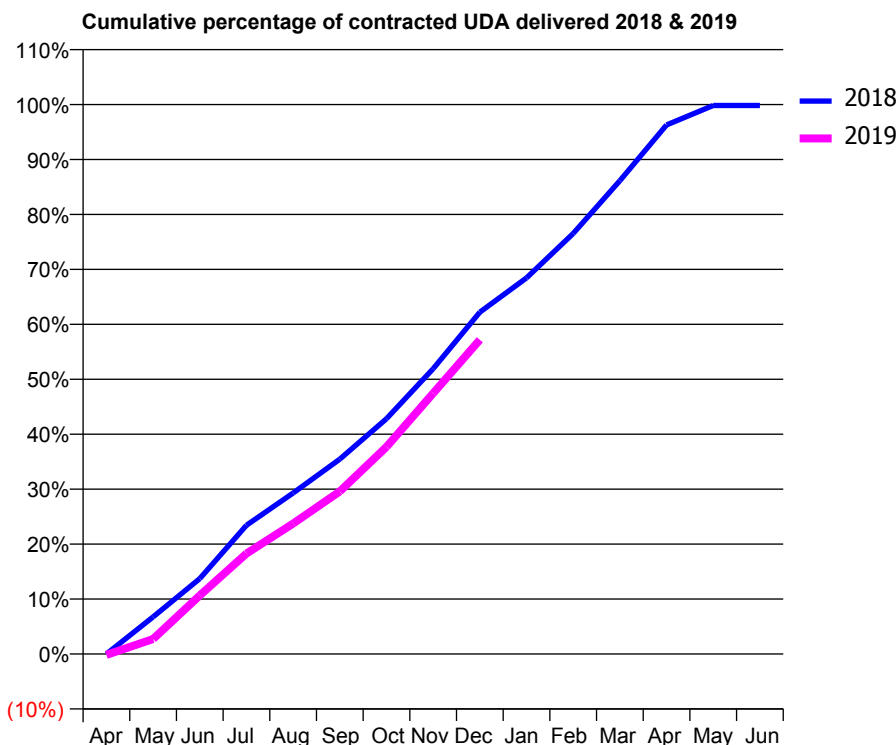
18/19 Contracted general activity (UDA)	10,546
Carry forward general activity (UDA)	18
18/19 Contracted orthodontic activity (UOA)	0
Carry forward orthodontic activity (UOA)	0
Baseline contract value	£316,634.46

ACCESS*

Patients seen in 24 months	Total	Change since previous quarter
Quarter ending December 2017	3,013	
Quarter ending March 2018	2,972	↓
Quarter ending June 2018	2,967	→
Quarter ending September 2018	2,912	↓
Quarter ending December 2018	2,957	→
Variance since December 2017	(1.9%)	↓



ACTIVITY



Adjusted Scheduled Activity (UDA)		
Month	2018	2019
April	0	-18
May	713	288
June	1,447	1,126
July	2,472	1,927
August	3,090	2,504
September	3,741	3,122
October	4,516	3,976
November	5,476	5,004
December	6,561	6,032
January	7,217	
February	8,071	
March	9,083	
April	10,153	
May	10,528	
June	10,528	

QUALITY

	Quantity	Base Number	Contract	AT	Region	England
% of FP17s for the same patient ID Re-attending within 3 months - Children	51	626	8.1%	10.7%	11.8%	11.8%
% of FP17s for the same patient ID Re-attending within 3 months - Adults	427	1,747	24.4%	15.9%	16.7%	15.6%
% of FP17s for the same patient ID Re-attending between 3 & 9 months - Children	236	626	37.7%	44.8%	48.6%	58.8%
% of FP17s for the same patient ID Re-attending between 3 & 9 months - Adults	463	1,747	26.5%	37.0%	39.1%	51.0%
% of FP17s for Band 1 Urgent Courses	469	2,056	22.8%	10.9%	10.6%	9.0%
% of FP17s Relating to Free Repair or Replacements	6	2,056	0.3%	0.5%	0.5%	0.8%
% of FP17s Relating to Continuations	19	2,056	0.9%	0.7%	0.7%	0.9%
% of Patients satisfied with the dentistry they have received	1	1	N/A	90.9%	90.2%	93.2%
% of Patients satisfied with the time they had to wait for an appointment	1	1	N/A	82.1%	85.0%	88.3%

* This is based on patients treated on this contract for their most recent course of treatment. Figures in italics indicate the base number of FP17s or Patient Questionnaire responses are less than 100. N/A is shown where the base number of responses is less than 10 during the period. % is calculated as Quantity/Base number*100

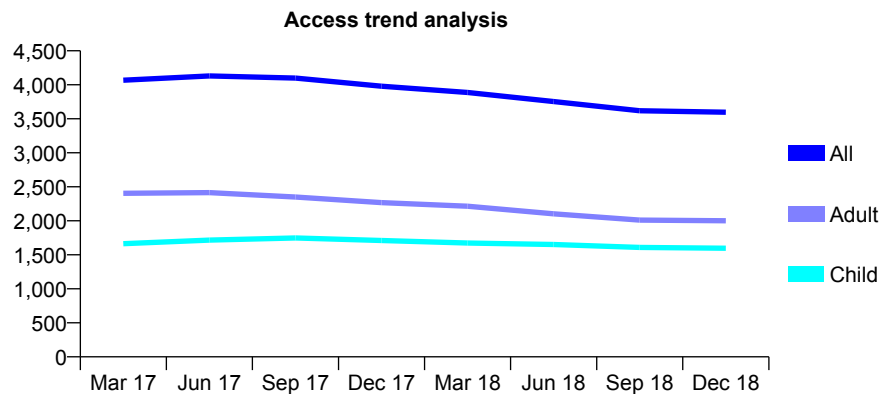
Q61 - Vital Signs At a Glance Contract Report for 344516/0001 - December 2018

Name or company name	MS MK MORADI
Contract type name	GDS Contract
Purpose of contract	General
Contract start date	01/04/2006
Contract end date	

18/19 Contracted general activity (UDA)	11,486
Carry forward general activity (UDA)	0
18/19 Contracted orthodontic activity (UOA)	0
Carry forward orthodontic activity (UOA)	0
Baseline contract value	£342,307.16

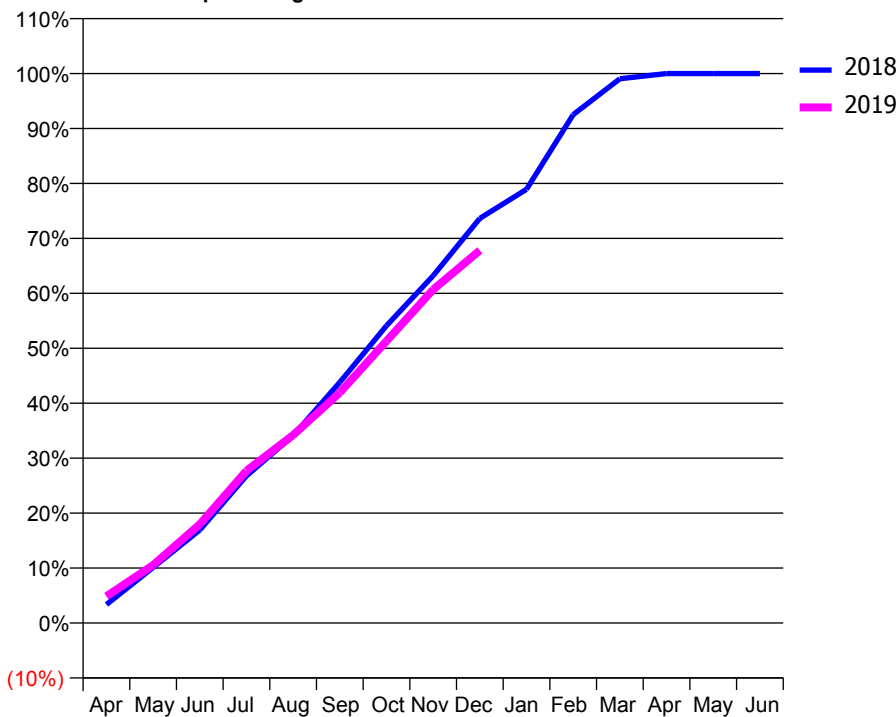
ACCESS*

Patients seen in 24 months	Total	Change since previous quarter
Quarter ending December 2017	3,979	
Quarter ending March 2018	3,888	↓
Quarter ending June 2018	3,753	↓
Quarter ending September 2018	3,619	↓
Quarter ending December 2018	3,598	→
Variance since December 2017	(9.6%)	↓



ACTIVITY

Cumulative percentage of contracted UDA delivered 2018 & 2019



Adjusted Scheduled Activity (UDA)		
Month	2018	2019
April	386	558
May	1,161	1,212
June	1,943	2,064
July	3,076	3,181
August	3,918	3,929
September	5,031	4,816
October	6,214	5,892
November	7,259	6,970
December	8,457	7,789
January	9,064	
February	10,626	
March	11,375	
April	11,486	
May	11,486	
June	11,486	

QUALITY

	Quantity	Base Number	Contract	AT	Region	England
% of FP17s for the same patient ID Re-attending within 3 months - Children	102	1,485	6.9%	10.7%	11.8%	11.8%
% of FP17s for the same patient ID Re-attending within 3 months - Adults	117	1,422	8.2%	15.9%	16.7%	15.6%
% of FP17s for the same patient ID Re-attending between 3 & 9 months - Children	658	1,485	44.3%	44.8%	48.6%	58.8%
% of FP17s for the same patient ID Re-attending between 3 & 9 months - Adults	539	1,422	37.9%	37.0%	39.1%	51.0%
% of FP17s for Band 1 Urgent Courses	151	2,870	5.3%	10.9%	10.6%	9.0%
% of FP17s Relating to Free Repair or Replacements	10	2,870	0.3%	0.5%	0.5%	0.8%
% of FP17s Relating to Continuations	0	2,870	0.0%	0.7%	0.7%	0.9%
% of Patients satisfied with the dentistry they have received	1	1	N/A	90.9%	90.2%	93.2%
% of Patients satisfied with the time they had to wait for an appointment	1	1	N/A	82.1%	85.0%	88.3%

* This is based on patients treated on this contract for their most recent course of treatment. Figures in italics indicate the base number of FP17s or Patient Questionnaire responses are less than 100. N/A is shown where the base number of responses is less than 10 during the period. % is calculated as Quantity/Base number*100

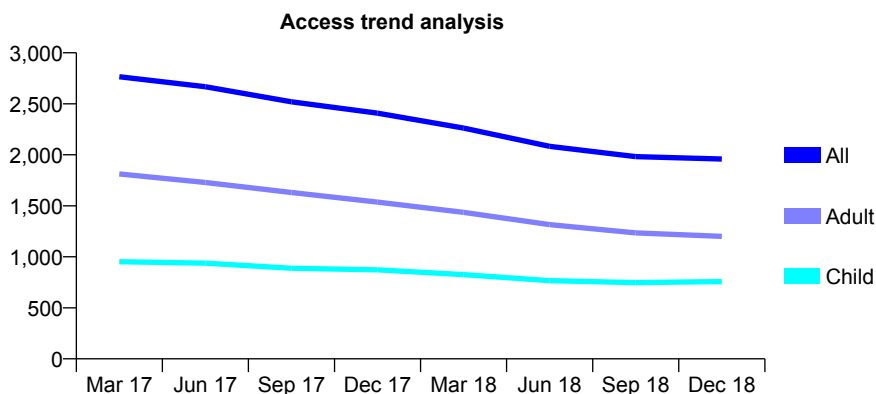
Q61 - Vital Signs At a Glance Contract Report for 345725/0002 - December 2018

Name or company name	DR OO AJANAKU
Contract type name	Pilot Contract
Purpose of contract	General
Contract start date	05/04/2006
Contract end date	

18/19 Contracted general activity (UDA)	6,509
Carry forward general activity (UDA)	0
18/19 Contracted orthodontic activity (UOA)	0
Carry forward orthodontic activity (UOA)	0
Baseline contract value	£178,935.96

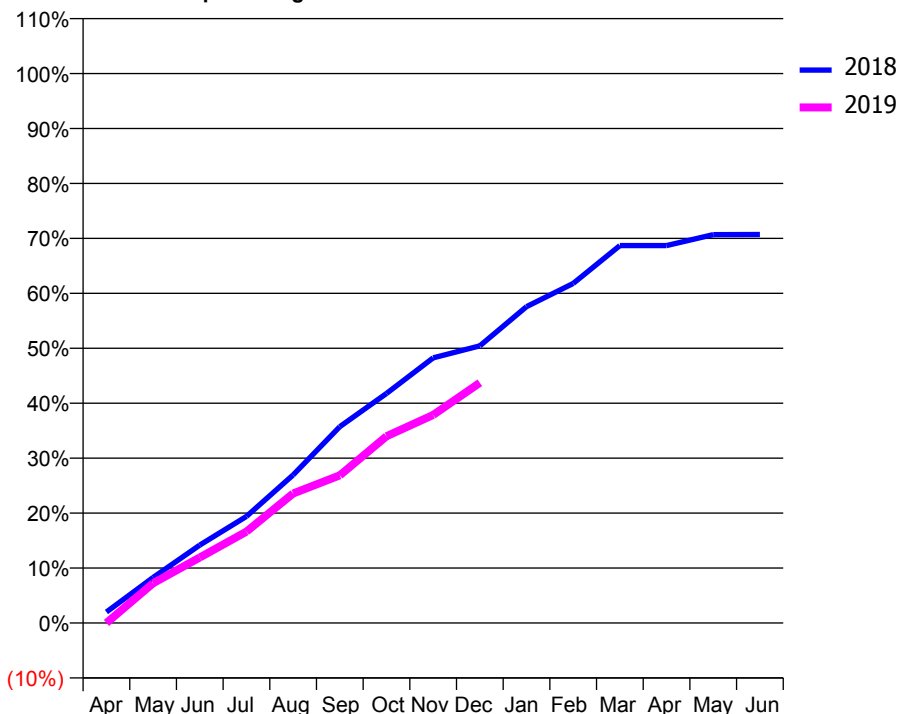
ACCESS*

Patients seen in 24 months	Total	Change since previous quarter
Quarter ending December 2017	2,409	
Quarter ending March 2018	2,262	↓
Quarter ending June 2018	2,083	↓
Quarter ending September 2018	1,982	↓
Quarter ending December 2018	1,959	↓
Variance since December 2017	(18.7%)	↓



ACTIVITY

Cumulative percentage of contracted UDA delivered 2018 & 2019



Month	Adjusted Scheduled Activity (UDA)	
	2018	2019
April	130	0
May	540	472
June	923	777
July	1,262	1,083
August	1,754	1,535
September	2,325	1,750
October	2,718	2,212
November	3,141	2,465
December	3,283	2,845
January	3,748	
February	4,023	
March	4,471	
April	4,471	
May	4,600	
June	4,602	

QUALITY

	Quantity	Base Number	Contract	AT	Region	England
% of FP17s for the same patient ID Re-attending within 3 months - Children	31	613	5.1%	10.7%	11.8%	11.8%
% of FP17s for the same patient ID Re-attending within 3 months - Adults	139	821	16.9%	15.9%	16.7%	15.6%
% of FP17s for the same patient ID Re-attending between 3 & 9 months - Children	261	613	42.6%	44.8%	48.6%	58.8%
% of FP17s for the same patient ID Re-attending between 3 & 9 months - Adults	205	821	25.0%	37.0%	39.1%	51.0%
% of FP17s for Band 1 Urgent Courses	25	1,365	1.8%	10.9%	10.6%	9.0%
% of FP17s Relating to Free Repair or Replacements	12	1,365	0.9%	0.5%	0.5%	0.8%
% of FP17s Relating to Continuations	12	1,365	0.9%	0.7%	0.7%	0.9%
% of Patients satisfied with the dentistry they have received	0	0	N/A	90.9%	90.2%	93.2%
% of Patients satisfied with the time they had to wait for an appointment	0	0	N/A	82.1%	85.0%	88.3%

* This is based on patients treated on this contract for their most recent course of treatment. Figures in italics indicate the base number of FP17s or Patient Questionnaire responses are less than 100. N/A is shown where the base number of responses is less than 10 during the period. % is calculated as Quantity/Base number*100

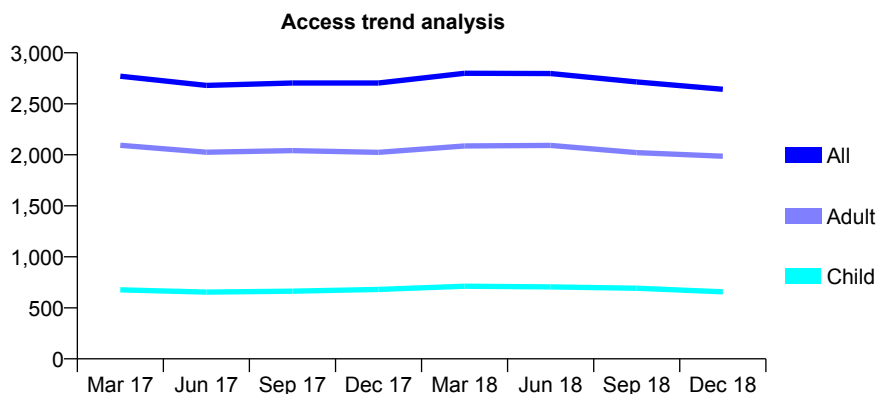
Q61 - Vital Signs At a Glance Contract Report for 347477/0001 - December 2018

Name or company name	MRS B CROWTHER
Contract type name	GDS Contract
Purpose of contract	General
Contract start date	01/04/2008
Contract end date	

18/19 Contracted general activity (UDA)	7,747
Carry forward general activity (UDA)	43
18/19 Contracted orthodontic activity (UOA)	0
Carry forward orthodontic activity (UOA)	0
Baseline contract value	£244,498.24

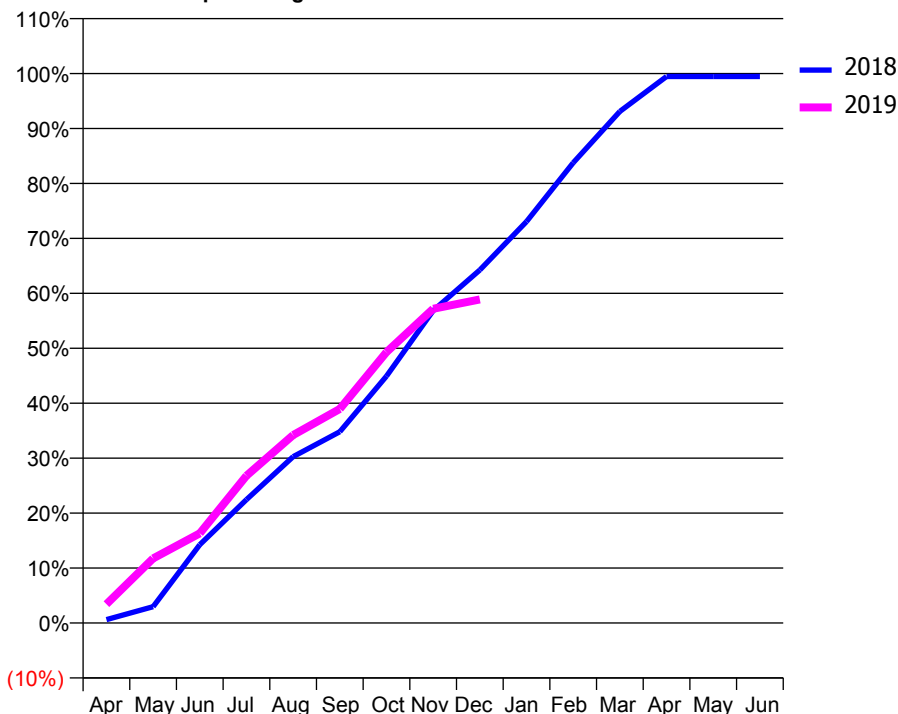
ACCESS*

Patients seen in 24 months	Total	Change since previous quarter
Quarter ending December 2017	2,704	
Quarter ending March 2018	2,799	↑
Quarter ending June 2018	2,797	→
Quarter ending September 2018	2,714	↓
Quarter ending December 2018	2,643	↓
Variance since December 2017	(2.3%)	↓



ACTIVITY

Cumulative percentage of contracted UDA delivered 2018 & 2019



Month	Adjusted Scheduled Activity (UDA)	
	2018	2019
April	48	266
May	231	911
June	1,105	1,264
July	1,739	2,077
August	2,345	2,651
September	2,696	3,018
October	3,481	3,819
November	4,405	4,430
December	4,977	4,562
January	5,660	
February	6,489	
March	7,213	
April	7,705	
May	7,704	
June	7,704	

QUALITY

	Quantity	Base Number	Contract	AT	Region	England
% of FP17s for the same patient ID Re-attending within 3 months - Children	68	463	14.7%	10.7%	11.8%	11.8%
% of FP17s for the same patient ID Re-attending within 3 months - Adults	288	1,305	22.1%	15.9%	16.7%	15.6%
% of FP17s for the same patient ID Re-attending between 3 & 9 months - Children	103	463	22.2%	44.8%	48.6%	58.8%
% of FP17s for the same patient ID Re-attending between 3 & 9 months - Adults	250	1,305	19.2%	37.0%	39.1%	51.0%
% of FP17s for Band 1 Urgent Courses	483	1,644	29.4%	10.9%	10.6%	9.0%
% of FP17s Relating to Free Repair or Replacements	0	1,644	0.0%	0.5%	0.5%	0.8%
% of FP17s Relating to Continuations	5	1,644	0.3%	0.7%	0.7%	0.9%
% of Patients satisfied with the dentistry they have received	1	1	N/A	90.9%	90.2%	93.2%
% of Patients satisfied with the time they had to wait for an appointment	1	1	N/A	82.1%	85.0%	88.3%

* This is based on patients treated on this contract for their most recent course of treatment. Figures in italics indicate the base number of FP17s or Patient Questionnaire responses are less than 100. N/A is shown where the base number of responses is less than 10 during the period. % is calculated as Quantity/Base number*100

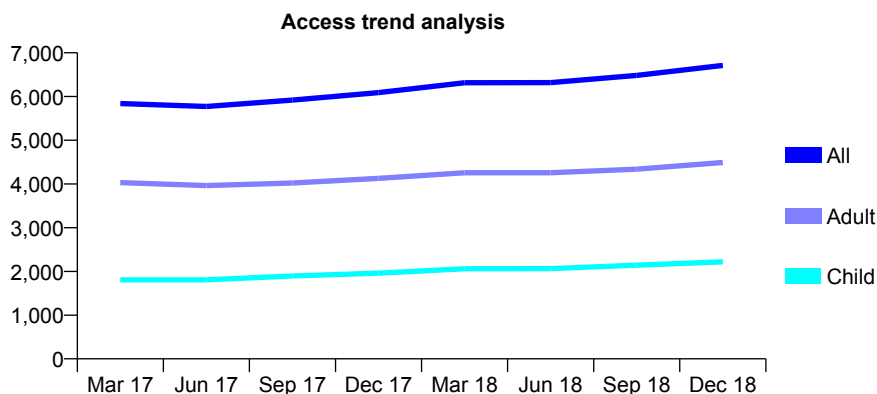
Q61 - Vital Signs At a Glance Contract Report for 353302/0002 - December 2018

Name or company name	MRS A BROGAN
Contract type name	GDS Contract
Purpose of contract	General
Contract start date	01/02/2007
Contract end date	

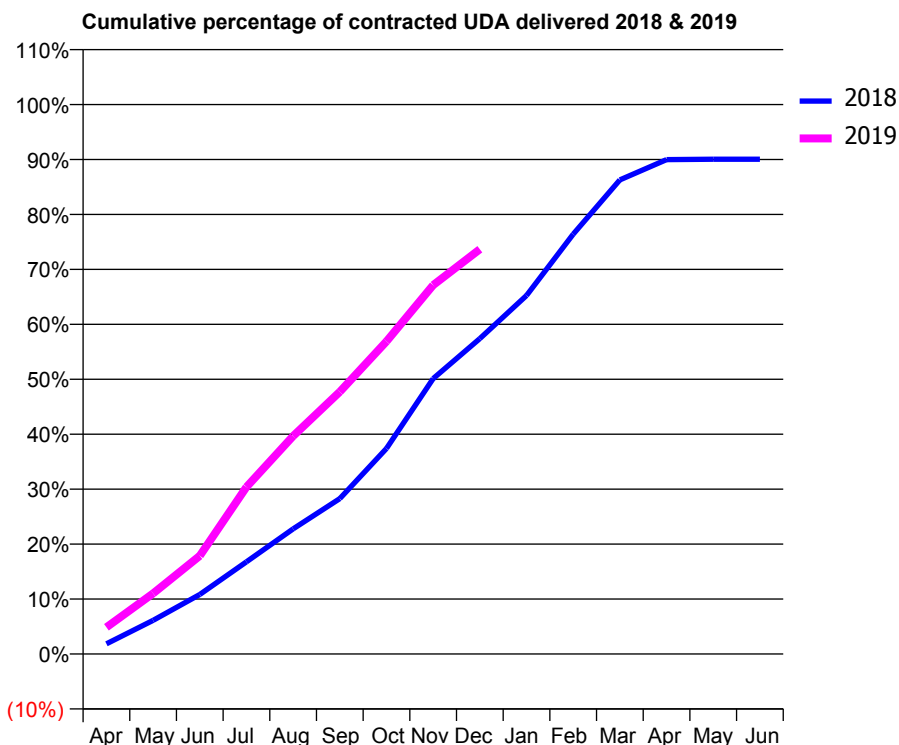
18/19 Contracted general activity (UDA)	15,436
Carry forward general activity (UDA)	-309
18/19 Contracted orthodontic activity (UOA)	0
Carry forward orthodontic activity (UOA)	0
Baseline contract value	£335,936.15

ACCESS*

Patients seen in 24 months	Total	Change since previous quarter
Quarter ending December 2017	6,089	
Quarter ending March 2018	6,316	↑
Quarter ending June 2018	6,319	→
Quarter ending September 2018	6,483	↑
Quarter ending December 2018	6,711	↑
Variance since December 2017	10.2%	↑



ACTIVITY



Month	Adjusted Scheduled Activity (UDA)	
	2018	2019
April	287	751
May	944	1,704
June	1,671	2,758
July	2,590	4,692
August	3,514	6,121
September	4,365	7,366
October	5,773	8,784
November	7,738	10,363
December	8,860	11,371
January	10,072	
February	11,793	
March	13,318	
April	13,889	
May	13,899	
June	13,899	

QUALITY

	Quantity	Base Number	Contract	AT	Region	England
% of FP17s for the same patient ID Re-attending within 3 months - Children	127	2,189	5.8%	10.7%	11.8%	11.8%
% of FP17s for the same patient ID Re-attending within 3 months - Adults	407	3,571	11.4%	15.9%	16.7%	15.6%
% of FP17s for the same patient ID Re-attending between 3 & 9 months - Children	1,065	2,189	48.7%	44.8%	48.6%	58.8%
% of FP17s for the same patient ID Re-attending between 3 & 9 months - Adults	1,422	3,571	39.8%	37.0%	39.1%	51.0%
% of FP17s for Band 1 Urgent Courses	512	5,491	9.3%	10.9%	10.6%	9.0%
% of FP17s Relating to Free Repair or Replacements	24	5,491	0.4%	0.5%	0.5%	0.8%
% of FP17s Relating to Continuations	11	5,491	0.2%	0.7%	0.7%	0.9%
% of Patients satisfied with the dentistry they have received	0	0	N/A	90.9%	90.2%	93.2%
% of Patients satisfied with the time they had to wait for an appointment	0	0	N/A	82.1%	85.0%	88.3%

* This is based on patients treated on this contract for their most recent course of treatment. Figures in italics indicate the base number of FP17s or Patient Questionnaire responses are less than 100. N/A is shown where the base number of responses is less than 10 during the period. % is calculated as Quantity/Base number*100

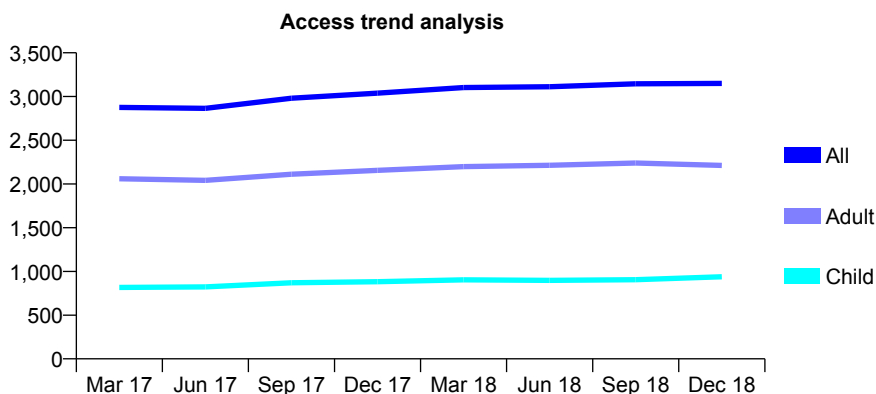
Q61 - Vital Signs At a Glance Contract Report for 353302/0003 - December 2018

Name or company name	MRS A BROGAN
Contract type name	GDS Contract
Purpose of contract	General
Contract start date	09/06/2008
Contract end date	

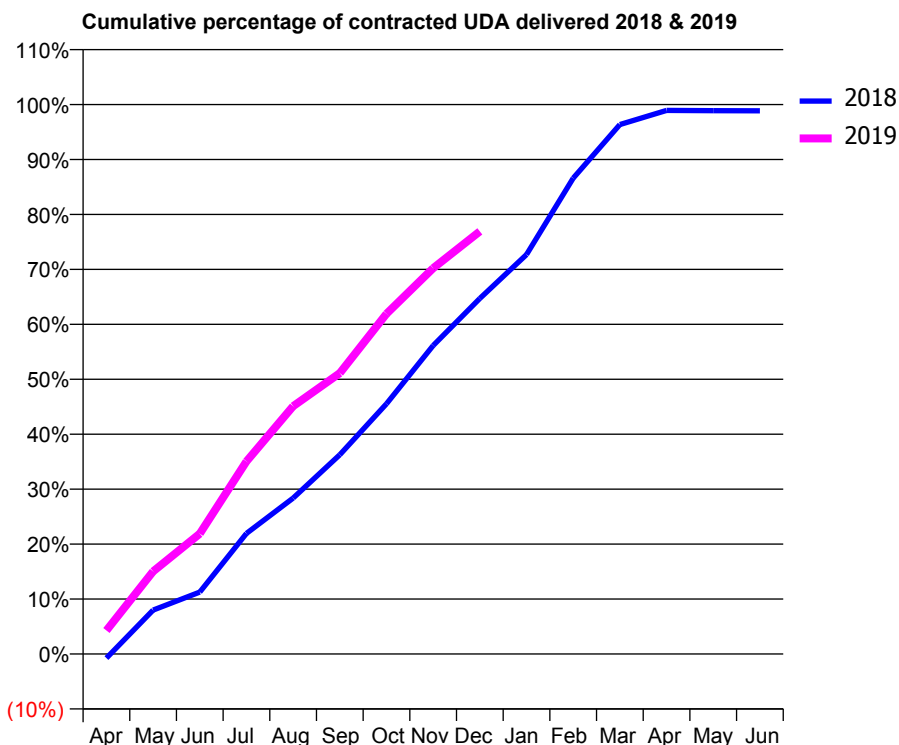
18/19 Contracted general activity (UDA)	10,063
Carry forward general activity (UDA)	116
18/19 Contracted orthodontic activity (UOA)	0
Carry forward orthodontic activity (UOA)	0
Baseline contract value	£323,900.72

ACCESS*

Patients seen in 24 months	Total	Change since previous quarter
Quarter ending December 2017	3,038	
Quarter ending March 2018	3,102	↑
Quarter ending June 2018	3,112	→
Quarter ending September 2018	3,145	→
Quarter ending December 2018	3,150	→
Variance since December 2017	3.7%	↑



ACTIVITY



Month	Adjusted Scheduled Activity (UDA)	
	2018	2019
April	-78	431
May	805	1,512
June	1,134	2,203
July	2,209	3,528
August	2,856	4,538
September	3,649	5,145
October	4,582	6,232
November	5,650	7,066
December	6,511	7,739
January	7,316	
February	8,715	
March	9,696	
April	9,955	
May	9,950	
June	9,947	

QUALITY

	Quantity	Base Number	Contract	AT	Region	England
% of FP17s for the same patient ID Re-attending within 3 months - Children	66	776	8.5%	10.7%	11.8%	11.8%
% of FP17s for the same patient ID Re-attending within 3 months - Adults	257	1,826	14.1%	15.9%	16.7%	15.6%
% of FP17s for the same patient ID Re-attending between 3 & 9 months - Children	301	776	38.8%	44.8%	48.6%	58.8%
% of FP17s for the same patient ID Re-attending between 3 & 9 months - Adults	706	1,826	38.7%	37.0%	39.1%	51.0%
% of FP17s for Band 1 Urgent Courses	365	2,524	14.5%	10.9%	10.6%	9.0%
% of FP17s Relating to Free Repair or Replacements	21	2,524	0.8%	0.5%	0.5%	0.8%
% of FP17s Relating to Continuations	14	2,524	0.6%	0.7%	0.7%	0.9%
% of Patients satisfied with the dentistry they have received	1	1	N/A	90.9%	90.2%	93.2%
% of Patients satisfied with the time they had to wait for an appointment	1	1	N/A	82.1%	85.0%	88.3%

* This is based on patients treated on this contract for their most recent course of treatment. Figures in italics indicate the base number of FP17s or Patient Questionnaire responses are less than 100. N/A is shown where the base number of responses is less than 10 during the period. % is calculated as Quantity/Base number*100

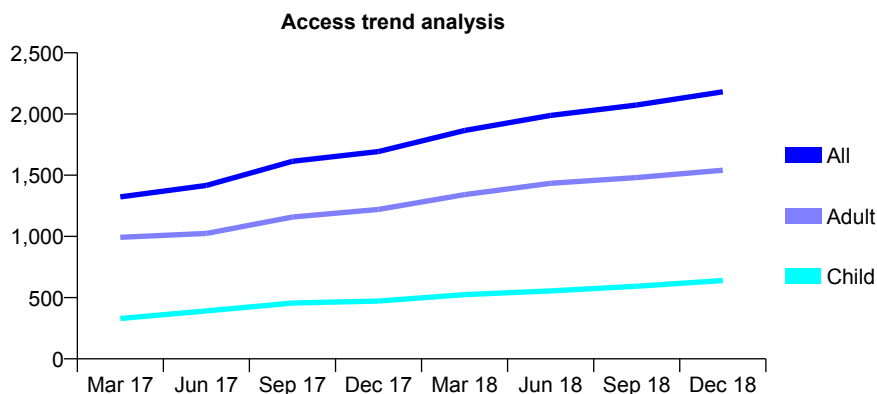
Q61 - Vital Signs At a Glance Contract Report for 354155/0002 - December 2018

Name or company name	MS M MEHDIANI
Contract type name	GDS Contract
Purpose of contract	General
Contract start date	15/09/2008
Contract end date	

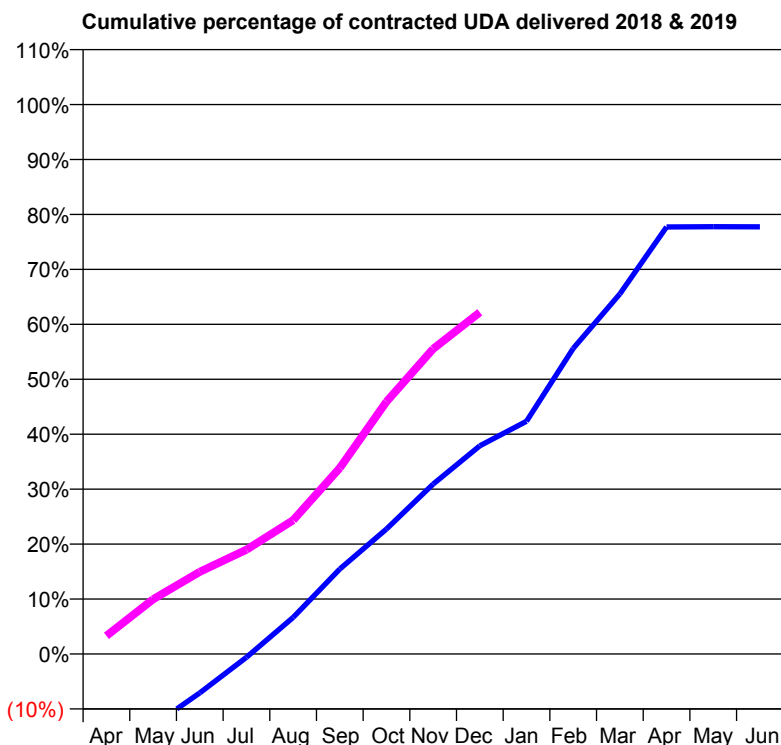
18/19 Contracted general activity (UDA)	8,155
Carry forward general activity (UDA)	0
18/19 Contracted orthodontic activity (UOA)	0
Carry forward orthodontic activity (UOA)	0
Baseline contract value	£243,849.07

ACCESS*

Patients seen in 24 months	Total	Change since previous quarter
Quarter ending December 2017	1,693	
Quarter ending March 2018	1,866	↑
Quarter ending June 2018	1,989	↑
Quarter ending September 2018	2,074	↑
Quarter ending December 2018	2,181	↑
Variance since December 2017	28.8%	↑



ACTIVITY



Month	Adjusted Scheduled Activity (UDA)	
	2018	2019
April	-1,713	270
May	-1,063	812
June	-579	1,219
July	-51	1,548
August	543	1,986
September	1,262	2,762
October	1,855	3,745
November	2,522	4,528
December	3,089	5,072
January	3,454	
February	4,534	
March	5,345	
April	6,337	
May	6,341	
June	6,339	

QUALITY

	Quantity	Base Number	Contract	AT	Region	England
% of FP17s for the same patient ID Re-attending within 3 months - Children	39	518	7.5%	10.7%	11.8%	11.8%
% of FP17s for the same patient ID Re-attending within 3 months - Adults	92	1,122	8.2%	15.9%	16.7%	15.6%
% of FP17s for the same patient ID Re-attending between 3 & 9 months - Children	132	518	25.5%	44.8%	48.6%	58.8%
% of FP17s for the same patient ID Re-attending between 3 & 9 months - Adults	219	1,122	19.5%	37.0%	39.1%	51.0%
% of FP17s for Band 1 Urgent Courses	135	1,452	9.3%	10.9%	10.6%	9.0%
% of FP17s Relating to Free Repair or Replacements	0	1,452	0.0%	0.5%	0.5%	0.8%
% of FP17s Relating to Continuations	2	1,452	0.1%	0.7%	0.7%	0.9%
% of Patients satisfied with the dentistry they have received	1	1	N/A	90.9%	90.2%	93.2%
% of Patients satisfied with the time they had to wait for an appointment	1	1	N/A	82.1%	85.0%	88.3%

* This is based on patients treated on this contract for their most recent course of treatment. Figures in italics indicate the base number of FP17s or Patient Questionnaire responses are less than 100. N/A is shown where the base number of responses is less than 10 during the period. % is calculated as Quantity/Base number*100

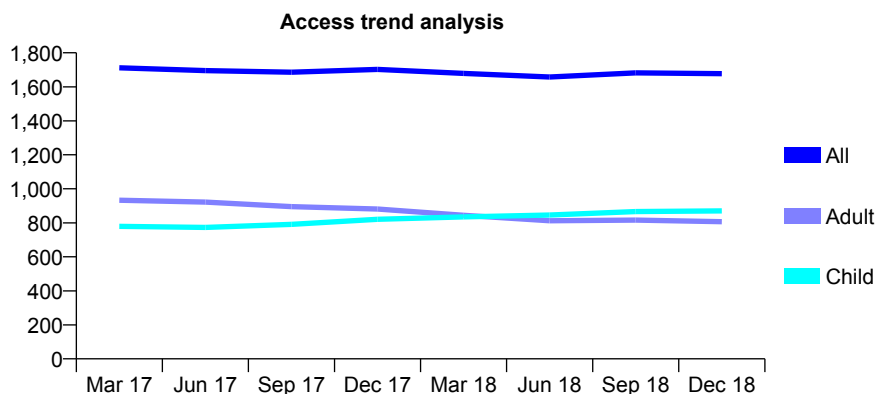
Q61 - Vital Signs At a Glance Contract Report for 355267/0001 - December 2018

Name or company name	MISS MJ GAJJAR
Contract type name	GDS Contract
Purpose of contract	General
Contract start date	19/05/2008
Contract end date	

18/19 Contracted general activity (UDA)	3,976
Carry forward general activity (UDA)	0
18/19 Contracted orthodontic activity (UOA)	0
Carry forward orthodontic activity (UOA)	0
Baseline contract value	£118,119.28

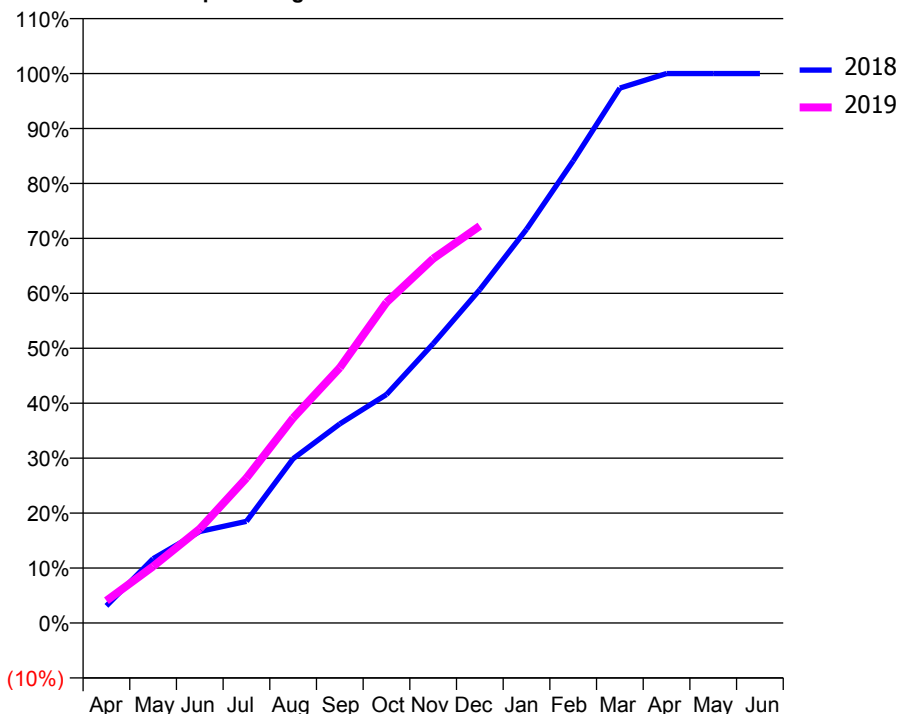
ACCESS*

Patients seen in 24 months	Total	Change since previous quarter
Quarter ending December 2017	1,702	
Quarter ending March 2018	1,679	↓
Quarter ending June 2018	1,658	↓
Quarter ending September 2018	1,682	→
Quarter ending December 2018	1,677	→
Variance since December 2017	(1.5%)	↓



ACTIVITY

Cumulative percentage of contracted UDA delivered 2018 & 2019



Adjusted Scheduled Activity (UDA)

Month	2018	2019
April	124	162
May	466	409
June	662	682
July	735	1,050
August	1,189	1,484
September	1,441	1,848
October	1,653	2,320
November	2,021	2,636
December	2,413	2,873
January	2,849	
February	3,344	
March	3,870	
April	3,976	
May	3,976	
June	3,976	

QUALITY

	Quantity	Base Number	Contract	AT	Region	England
% of FP17s for the same patient ID Re-attending within 3 months - Children	46	758	6.1%	10.7%	11.8%	11.8%
% of FP17s for the same patient ID Re-attending within 3 months - Adults	105	648	16.2%	15.9%	16.7%	15.6%
% of FP17s for the same patient ID Re-attending between 3 & 9 months - Children	329	758	43.4%	44.8%	48.6%	58.8%
% of FP17s for the same patient ID Re-attending between 3 & 9 months - Adults	260	648	40.1%	37.0%	39.1%	51.0%
% of FP17s for Band 1 Urgent Courses	107	1,353	7.9%	10.9%	10.6%	9.0%
% of FP17s Relating to Free Repair or Replacements	6	1,353	0.4%	0.5%	0.5%	0.8%
% of FP17s Relating to Continuations	6	1,353	0.4%	0.7%	0.7%	0.9%
% of Patients satisfied with the dentistry they have received	0	0	N/A	90.9%	90.2%	93.2%
% of Patients satisfied with the time they had to wait for an appointment	0	0	N/A	82.1%	85.0%	88.3%

* This is based on patients treated on this contract for their most recent course of treatment. Figures in italics indicate the base number of FP17s or Patient Questionnaire responses are less than 100. N/A is shown where the base number of responses is less than 10 during the period. % is calculated as Quantity/Base number*100

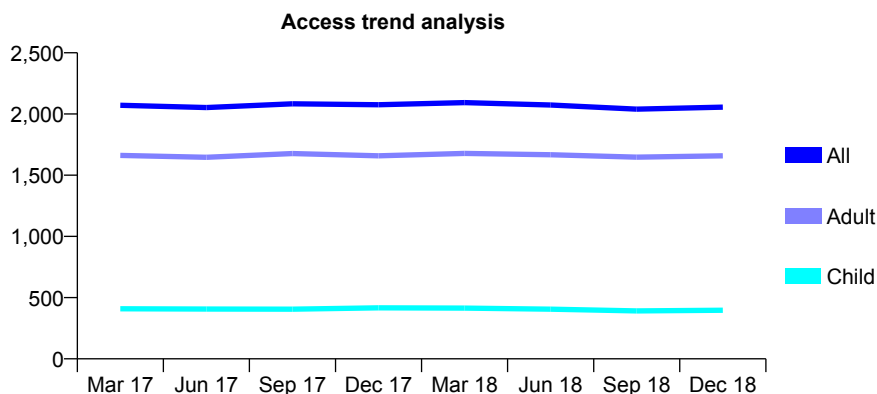
Q61 - Vital Signs At a Glance Contract Report for 360368/0001 - December 2018

Name or company name	MR J BABAN
Contract type name	GDS Contract
Purpose of contract	General
Contract start date	01/12/2007
Contract end date	

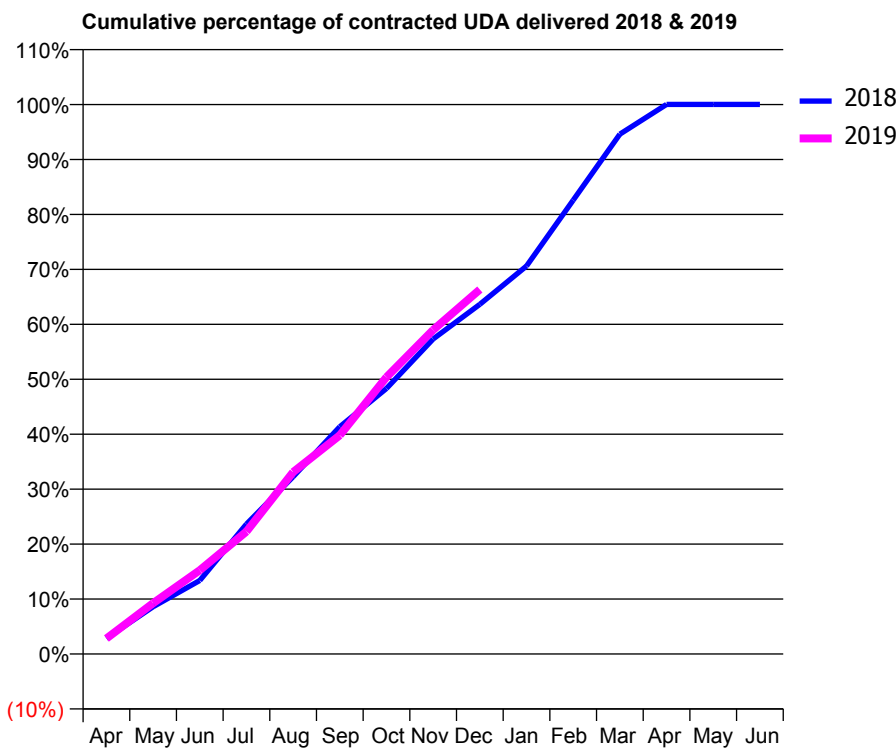
18/19 Contracted general activity (UDA)	5,593
Carry forward general activity (UDA)	-1
18/19 Contracted orthodontic activity (UOA)	0
Carry forward orthodontic activity (UOA)	0
Baseline contract value	£172,133.20

ACCESS*

Patients seen in 24 months	Total	Change since previous quarter
Quarter ending December 2017	2,076	
Quarter ending March 2018	2,093	→
Quarter ending June 2018	2,073	→
Quarter ending September 2018	2,040	↓
Quarter ending December 2018	2,056	→
Variance since December 2017	(1.0%)	→



ACTIVITY



Month	Adjusted Scheduled Activity (UDA)	
	2018	2019
April	159	158
May	481	518
June	748	853
July	1,323	1,246
August	1,804	1,851
September	2,314	2,226
October	2,702	2,819
November	3,206	3,299
December	3,559	3,711
January	3,949	
February	4,620	
March	5,291	
April	5,594	
May	5,594	
June	5,594	

QUALITY

	Quantity	Base Number	Contract	AT	Region	England
% of FP17s for the same patient ID Re-attending within 3 months - Children	17	384	4.4%	10.7%	11.8%	11.8%
% of FP17s for the same patient ID Re-attending within 3 months - Adults	105	1,277	8.2%	15.9%	16.7%	15.6%
% of FP17s for the same patient ID Re-attending between 3 & 9 months - Children	198	384	51.6%	44.8%	48.6%	58.8%
% of FP17s for the same patient ID Re-attending between 3 & 9 months - Adults	482	1,277	37.7%	37.0%	39.1%	51.0%
% of FP17s for Band 1 Urgent Courses	143	1,529	9.4%	10.9%	10.6%	9.0%
% of FP17s Relating to Free Repair or Replacements	3	1,529	0.2%	0.5%	0.5%	0.8%
% of FP17s Relating to Continuations	0	1,529	0.0%	0.7%	0.7%	0.9%
% of Patients satisfied with the dentistry they have received	0	1	N/A	90.9%	90.2%	93.2%
% of Patients satisfied with the time they had to wait for an appointment	0	1	N/A	82.1%	85.0%	88.3%

* This is based on patients treated on this contract for their most recent course of treatment. Figures in italics indicate the base number of FP17s or Patient Questionnaire responses are less than 100. N/A is shown where the base number of responses is less than 10 during the period. % is calculated as Quantity/Base number*100

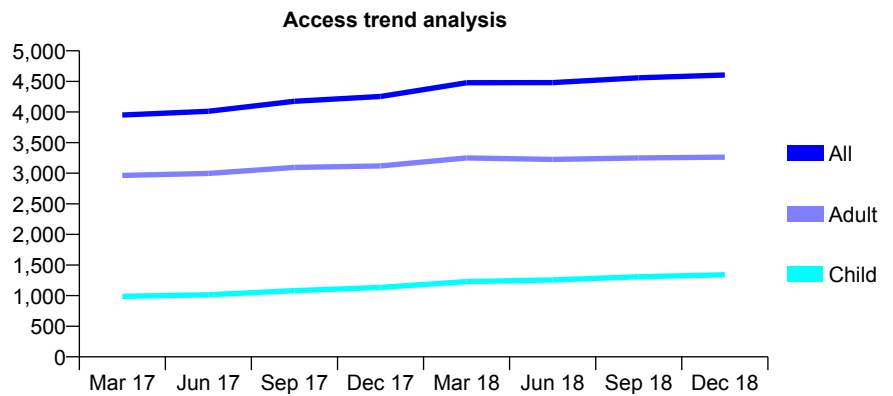
Q61 - Vital Signs At a Glance Contract Report for 361135/0001 - December 2018

Name or company name	The Dental Suite
Contract type name	GDS Contract
Purpose of contract	General
Contract start date	01/08/2010
Contract end date	

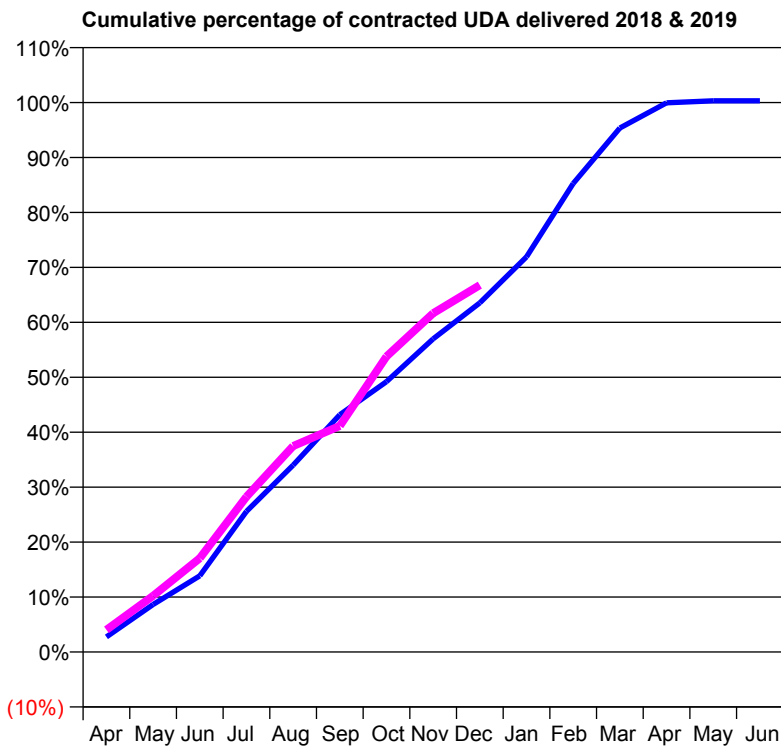
18/19 Contracted general activity (UDA)	7,600
Carry forward general activity (UDA)	-23
18/19 Contracted orthodontic activity (UOA)	0
Carry forward orthodontic activity (UOA)	0
Baseline contract value	£221,607.70

ACCESS*

Patients seen in 24 months	Total	Change since previous quarter
Quarter ending December 2017	4,253	
Quarter ending March 2018	4,479	↑
Quarter ending June 2018	4,481	→
Quarter ending September 2018	4,558	→
Quarter ending December 2018	4,604	→
Variance since December 2017	8.3%	↑



ACTIVITY



Month	Adjusted Scheduled Activity (UDA)	
	2018	2019
April	210	306
May	658	777
June	1,055	1,298
July	1,946	2,148
August	2,585	2,849
September	3,283	3,127
October	3,738	4,088
November	4,331	4,685
December	4,829	5,075
January	5,466	
February	6,481	
March	7,247	
April	7,596	
May	7,623	
June	7,623	

QUALITY

	Quantity	Base Number	Contract	AT	Region	England
% of FP17s for the same patient ID Re-attending within 3 months - Children	88	1,168	7.5%	10.7%	11.8%	11.8%
% of FP17s for the same patient ID Re-attending within 3 months - Adults	204	2,248	9.1%	15.9%	16.7%	15.6%
% of FP17s for the same patient ID Re-attending between 3 & 9 months - Children	533	1,168	45.6%	44.8%	48.6%	58.8%
% of FP17s for the same patient ID Re-attending between 3 & 9 months - Adults	661	2,248	29.4%	37.0%	39.1%	51.0%
% of FP17s for Band 1 Urgent Courses	214	2,485	8.6%	10.9%	10.6%	9.0%
% of FP17s Relating to Free Repair or Replacements	14	2,485	0.6%	0.5%	0.5%	0.8%
% of FP17s Relating to Continuations	1	2,485	0.0%	0.7%	0.7%	0.9%
% of Patients satisfied with the dentistry they have received	0	0	N/A	90.9%	90.2%	93.2%
% of Patients satisfied with the time they had to wait for an appointment	0	0	N/A	82.1%	85.0%	88.3%

* This is based on patients treated on this contract for their most recent course of treatment. Figures in italics indicate the base number of FP17s or Patient Questionnaire responses are less than 100. N/A is shown where the base number of responses is less than 10 during the period. % is calculated as Quantity/Base number*100

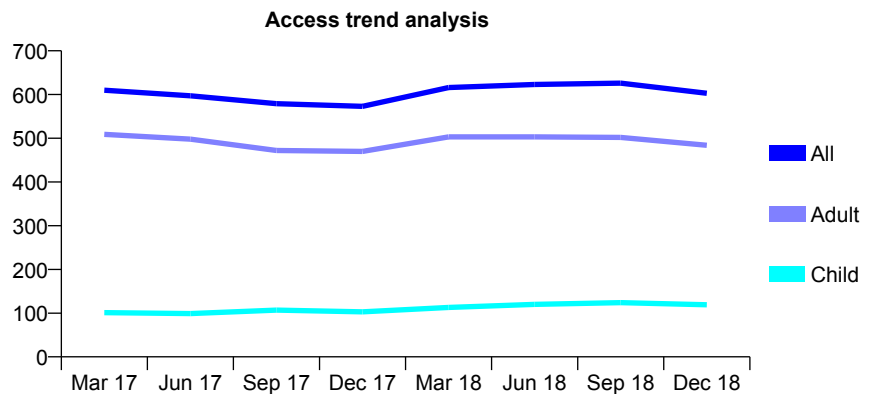
Q61 - Vital Signs At a Glance Contract Report for 363383/0002 - December 2018

Name or company name	Hakhamaneshi and Lichtig
Contract type name	GDS Contract
Purpose of contract	General
Contract start date	12/06/2011
Contract end date	

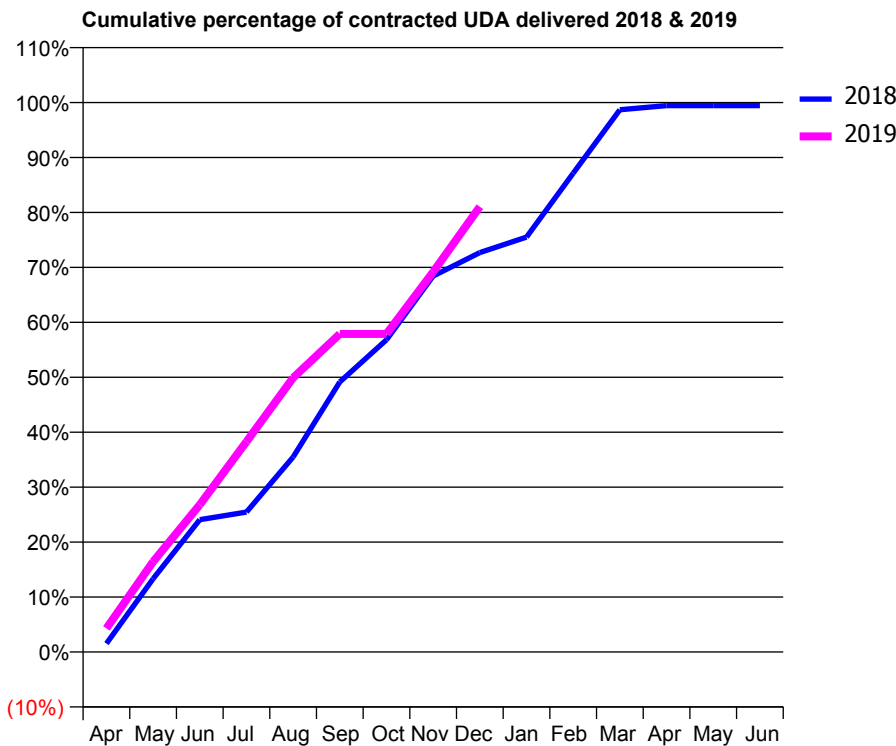
18/19 Contracted general activity (UDA)	1,658
Carry forward general activity (UDA)	9
18/19 Contracted orthodontic activity (UOA)	0
Carry forward orthodontic activity (UOA)	0
Baseline contract value	£46,358.84

ACCESS*

Patients seen in 24 months	Total	Change since previous quarter
Quarter ending December 2017	573	
Quarter ending March 2018	616	↑
Quarter ending June 2018	623	→
Quarter ending September 2018	626	→
Quarter ending December 2018	603	↓
Variance since December 2017	5.2%	↑



ACTIVITY



Month	Adjusted Scheduled Activity (UDA)	
	2018	2019
April	26	71
May	221	273
June	399	444
July	422	635
August	588	828
September	815	960
October	942	960
November	1,134	1,147
December	1,205	1,344
January	1,252	
February	1,445	
March	1,636	
April	1,649	
May	1,649	
June	1,649	

QUALITY

	Quantity	Base Number	Contract	AT	Region	England
% of FP17s for the same patient ID Re-attending within 3 months - Children	4	94	4.3%	10.7%	11.8%	11.8%
% of FP17s for the same patient ID Re-attending within 3 months - Adults	89	522	17.0%	15.9%	16.7%	15.6%
% of FP17s for the same patient ID Re-attending between 3 & 9 months - Children	29	94	30.9%	44.8%	48.6%	58.8%
% of FP17s for the same patient ID Re-attending between 3 & 9 months - Adults	212	522	40.6%	37.0%	39.1%	51.0%
% of FP17s for Band 1 Urgent Courses	74	608	12.2%	10.9%	10.6%	9.0%
% of FP17s Relating to Free Repair or Replacements	19	608	3.1%	0.5%	0.5%	0.8%
% of FP17s Relating to Continuations	13	608	2.1%	0.7%	0.7%	0.9%
% of Patients satisfied with the dentistry they have received	0	0	N/A	90.9%	90.2%	93.2%
% of Patients satisfied with the time they had to wait for an appointment	0	0	N/A	82.1%	85.0%	88.3%

* This is based on patients treated on this contract for their most recent course of treatment. Figures in italics indicate the base number of FP17s or Patient Questionnaire responses are less than 100. N/A is shown where the base number of responses is less than 10 during the period. % is calculated as Quantity/Base number*100

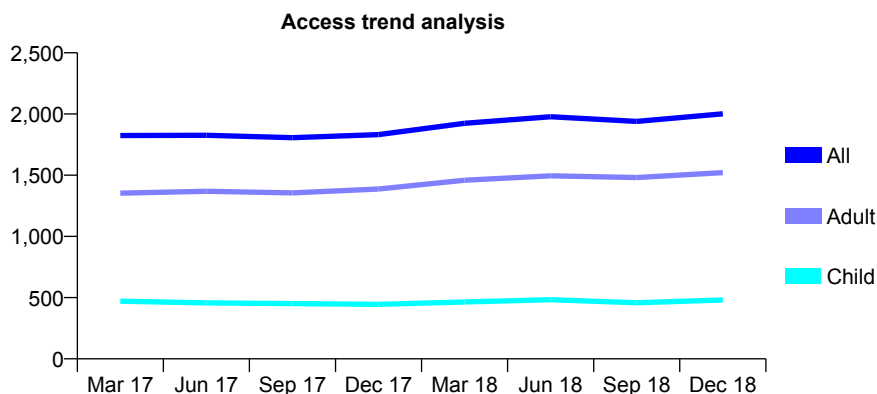
Q61 - Vital Signs At a Glance Contract Report for 364215/0001 - December 2018

Name or company name	MR GS GILL
Contract type name	GDS Contract
Purpose of contract	General
Contract start date	01/05/2014
Contract end date	

18/19 Contracted general activity (UDA)	7,827
Carry forward general activity (UDA)	51
18/19 Contracted orthodontic activity (UOA)	0
Carry forward orthodontic activity (UOA)	0
Baseline contract value	£259,187.84

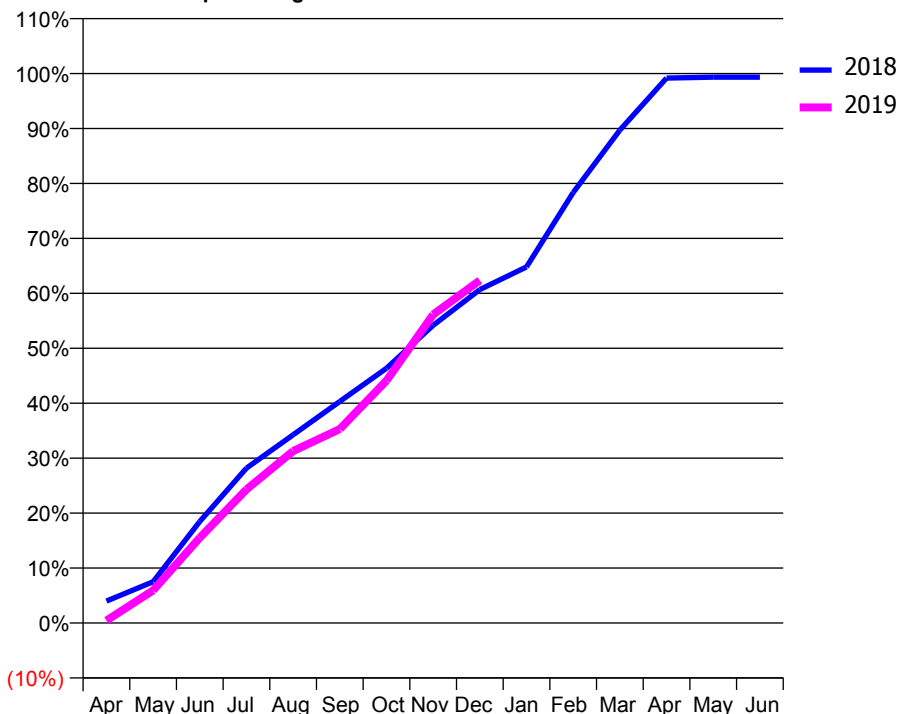
ACCESS*

Patients seen in 24 months	Total	Change since previous quarter
Quarter ending December 2017	1,832	
Quarter ending March 2018	1,924	↑
Quarter ending June 2018	1,978	↑
Quarter ending September 2018	1,939	↓
Quarter ending December 2018	2,002	↑
Variance since December 2017	9.3%	↑



ACTIVITY

Cumulative percentage of contracted UDA delivered 2018 & 2019



Month	Adjusted Scheduled Activity (UDA)	
	2018	2019
April	313	34
May	588	465
June	1,447	1,215
July	2,206	1,903
August	2,681	2,449
September	3,155	2,763
October	3,628	3,451
November	4,240	4,394
December	4,749	4,880
January	5,073	
February	6,131	
March	7,022	
April	7,762	
May	7,775	
June	7,776	

QUALITY

	Quantity	Base Number	Contract	AT	Region	England
% of FP17s for the same patient ID Re-attending within 3 months - Children	28	495	5.7%	10.7%	11.8%	11.8%
% of FP17s for the same patient ID Re-attending within 3 months - Adults	104	1,229	8.5%	15.9%	16.7%	15.6%
% of FP17s for the same patient ID Re-attending between 3 & 9 months - Children	283	495	57.2%	44.8%	48.6%	58.8%
% of FP17s for the same patient ID Re-attending between 3 & 9 months - Adults	553	1,229	45.0%	37.0%	39.1%	51.0%
% of FP17s for Band 1 Urgent Courses	101	1,565	6.5%	10.9%	10.6%	9.0%
% of FP17s Relating to Free Repair or Replacements	2	1,565	0.1%	0.5%	0.5%	0.8%
% of FP17s Relating to Continuations	10	1,565	0.6%	0.7%	0.7%	0.9%
% of Patients satisfied with the dentistry they have received	1	1	N/A	90.9%	90.2%	93.2%
% of Patients satisfied with the time they had to wait for an appointment	1	1	N/A	82.1%	85.0%	88.3%

* This is based on patients treated on this contract for their most recent course of treatment. Figures in italics indicate the base number of FP17s or Patient Questionnaire responses are less than 100. N/A is shown where the base number of responses is less than 10 during the period. % is calculated as Quantity/Base number*100

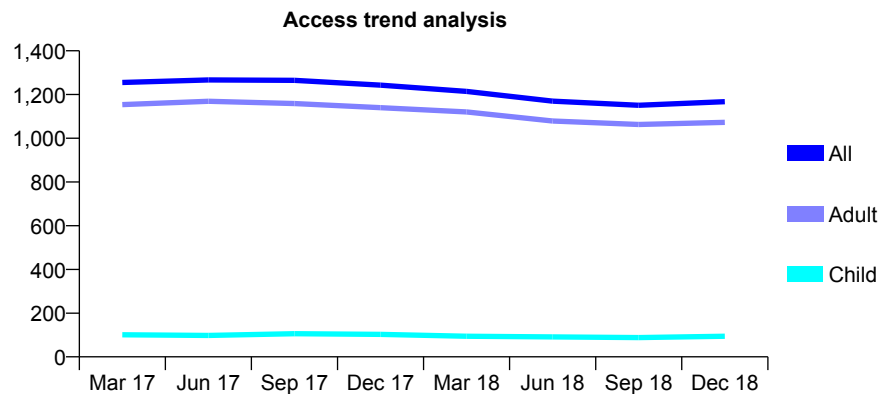
Q61 - Vital Signs At a Glance Contract Report for 395625/0003 - December 2018

Name or company name	MR CF NG
Contract type name	GDS Contract
Purpose of contract	General
Contract start date	01/11/2006
Contract end date	

18/19 Contracted general activity (UDA)	5,678
Carry forward general activity (UDA)	-32
18/19 Contracted orthodontic activity (UOA)	0
Carry forward orthodontic activity (UOA)	0
Baseline contract value	£169,329.04

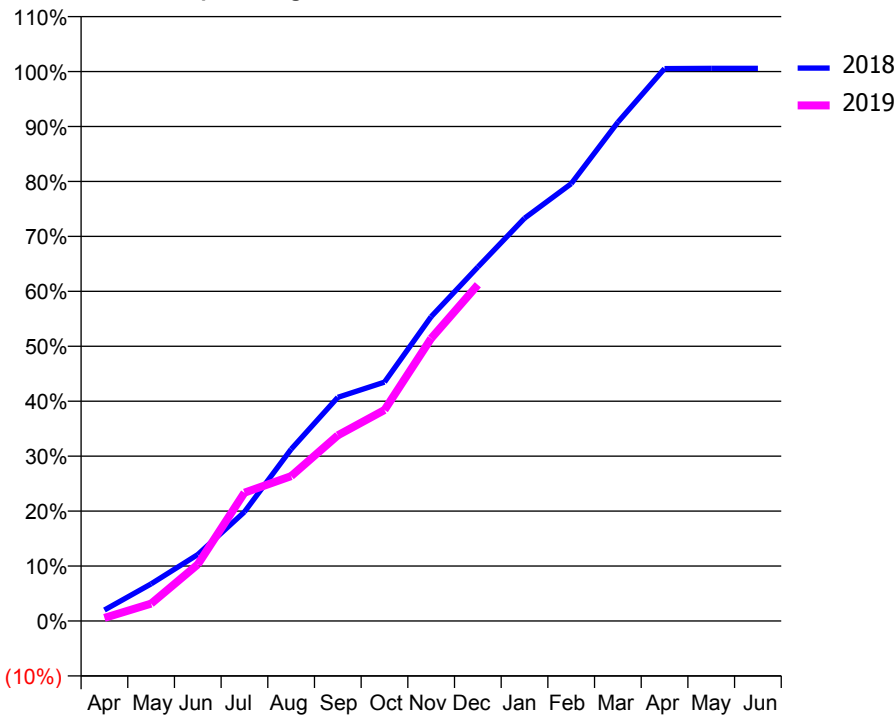
ACCESS*

Patients seen in 24 months	Total	Change since previous quarter
Quarter ending December 2017	1,243	
Quarter ending March 2018	1,214	↓
Quarter ending June 2018	1,170	↓
Quarter ending September 2018	1,151	↓
Quarter ending December 2018	1,167	→
Variance since December 2017	(6.1%)	↓



ACTIVITY

Cumulative percentage of contracted UDA delivered 2018 & 2019



Month	Adjusted Scheduled Activity (UDA)	
	2018	2019
April	114	32
May	384	180
June	687	585
July	1,128	1,326
August	1,776	1,497
September	2,312	1,919
October	2,469	2,180
November	3,145	2,921
December	3,658	3,474
January	4,161	
February	4,518	
March	5,154	
April	5,707	
May	5,710	
June	5,710	

QUALITY

	Quantity	Base Number	Contract	AT	Region	England
% of FP17s for the same patient ID Re-attending within 3 months - Children	2	60	3.3%	10.7%	11.8%	11.8%
% of FP17s for the same patient ID Re-attending within 3 months - Adults	96	783	12.3%	15.9%	16.7%	15.6%
% of FP17s for the same patient ID Re-attending between 3 & 9 months - Children	22	60	36.7%	44.8%	48.6%	58.8%
% of FP17s for the same patient ID Re-attending between 3 & 9 months - Adults	273	783	34.9%	37.0%	39.1%	51.0%
% of FP17s for Band 1 Urgent Courses	4	753	0.5%	10.9%	10.6%	9.0%
% of FP17s Relating to Free Repair or Replacements	2	753	0.3%	0.5%	0.5%	0.8%
% of FP17s Relating to Continuations	20	753	2.7%	0.7%	0.7%	0.9%
% of Patients satisfied with the dentistry they have received	0	0	N/A	90.9%	90.2%	93.2%
% of Patients satisfied with the time they had to wait for an appointment	0	0	N/A	82.1%	85.0%	88.3%

* This is based on patients treated on this contract for their most recent course of treatment. Figures in italics indicate the base number of FP17s or Patient Questionnaire responses are less than 100. N/A is shown where the base number of responses is less than 10 during the period. % is calculated as Quantity/Base number*100

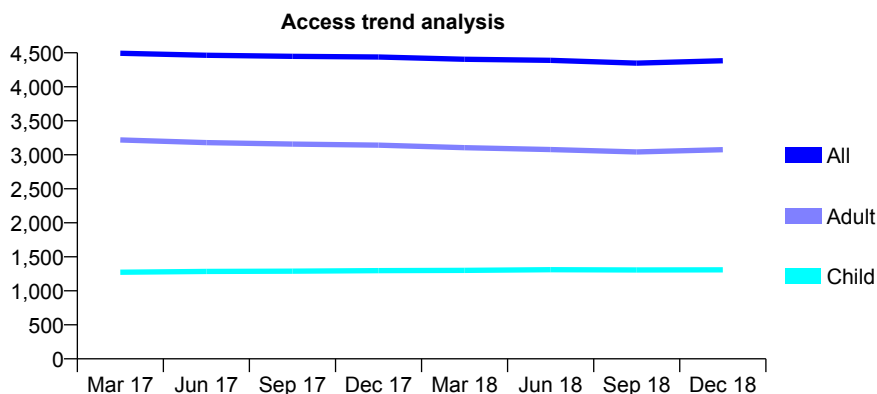
Q61 - Vital Signs At a Glance Contract Report for 549568/0001 - December 2018

Name or company name	MR C LEWIS
Contract type name	GDS Contract
Purpose of contract	General
Contract start date	01/04/2006
Contract end date	

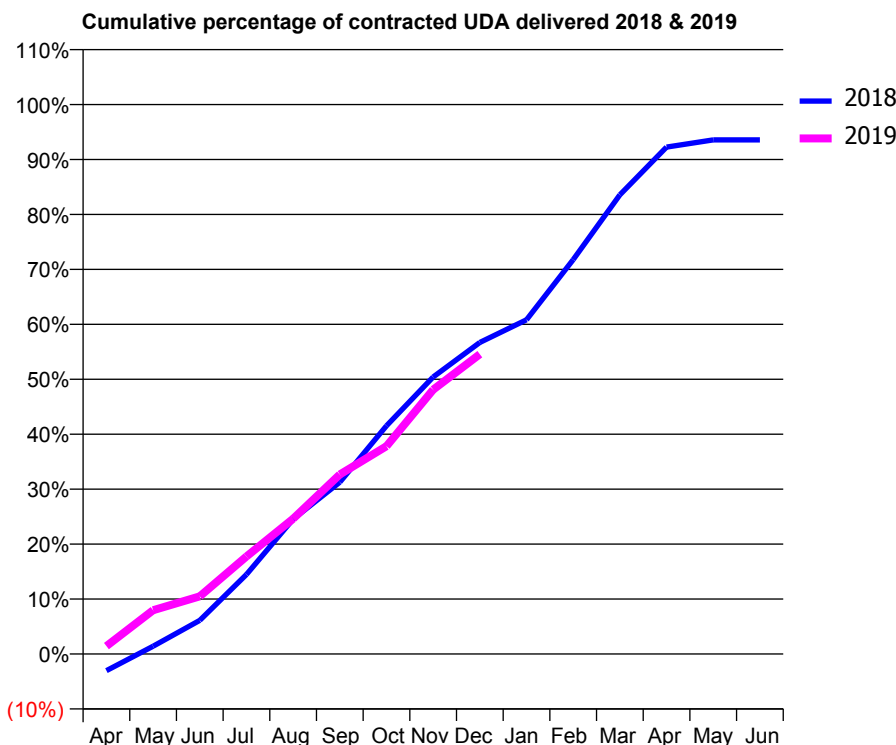
18/19 Contracted general activity (UDA)	14,514
Carry forward general activity (UDA)	0
18/19 Contracted orthodontic activity (UOA)	0
Carry forward orthodontic activity (UOA)	0
Baseline contract value	£391,241.44

ACCESS*

Patients seen in 24 months	Total	Change since previous quarter
Quarter ending December 2017	4,439	
Quarter ending March 2018	4,405	→
Quarter ending June 2018	4,389	→
Quarter ending September 2018	4,349	→
Quarter ending December 2018	4,383	→
Variance since December 2017	(1.3%)	↓



ACTIVITY



Month	Adjusted Scheduled Activity (UDA)	
	2018	2019
April	-442	211
May	207	1,157
June	888	1,523
July	2,103	2,576
August	3,564	3,573
September	4,538	4,744
October	6,030	5,489
November	7,318	6,981
December	8,231	7,921
January	8,827	
February	10,418	
March	12,129	
April	13,391	
May	13,581	
June	13,581	

QUALITY

	Quantity	Base Number	Contract	AT	Region	England
% of FP17s for the same patient ID Re-attending within 3 months - Children	110	1,263	8.7%	10.7%	11.8%	11.8%
% of FP17s for the same patient ID Re-attending within 3 months - Adults	349	2,457	14.2%	15.9%	16.7%	15.6%
% of FP17s for the same patient ID Re-attending between 3 & 9 months - Children	625	1,263	49.5%	44.8%	48.6%	58.8%
% of FP17s for the same patient ID Re-attending between 3 & 9 months - Adults	1,008	2,457	41.0%	37.0%	39.1%	51.0%
% of FP17s for Band 1 Urgent Courses	260	3,228	8.1%	10.9%	10.6%	9.0%
% of FP17s Relating to Free Repair or Replacements	15	3,228	0.5%	0.5%	0.5%	0.8%
% of FP17s Relating to Continuations	12	3,228	0.4%	0.7%	0.7%	0.9%
% of Patients satisfied with the dentistry they have received	1	1	N/A	90.9%	90.2%	93.2%
% of Patients satisfied with the time they had to wait for an appointment	0	1	N/A	82.1%	85.0%	88.3%

* This is based on patients treated on this contract for their most recent course of treatment. Figures in italics indicate the base number of FP17s or Patient Questionnaire responses are less than 100. N/A is shown where the base number of responses is less than 10 during the period. % is calculated as Quantity/Base number*100

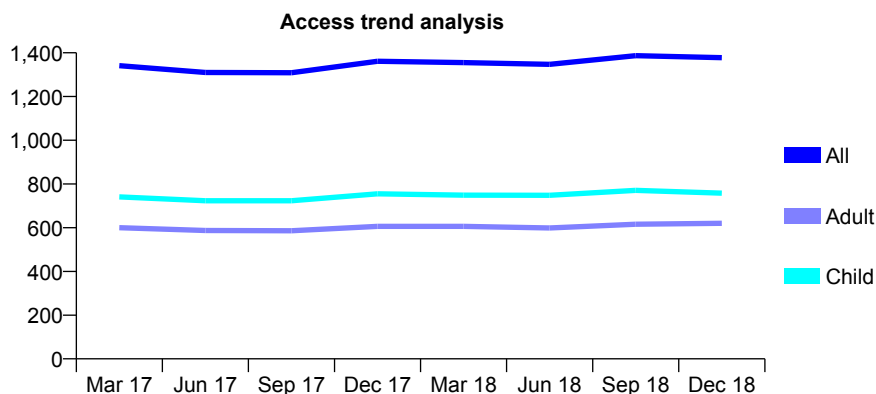
Q61 - Vital Signs At a Glance Contract Report for 554898/0001 - December 2018

Name or company name	MR AJ TREWELLA
Contract type name	GDS Contract
Purpose of contract	General
Contract start date	01/04/2006
Contract end date	

18/19 Contracted general activity (UDA)	3,740
Carry forward general activity (UDA)	0
18/19 Contracted orthodontic activity (UOA)	0
Carry forward orthodontic activity (UOA)	0
Baseline contract value	£101,561.54

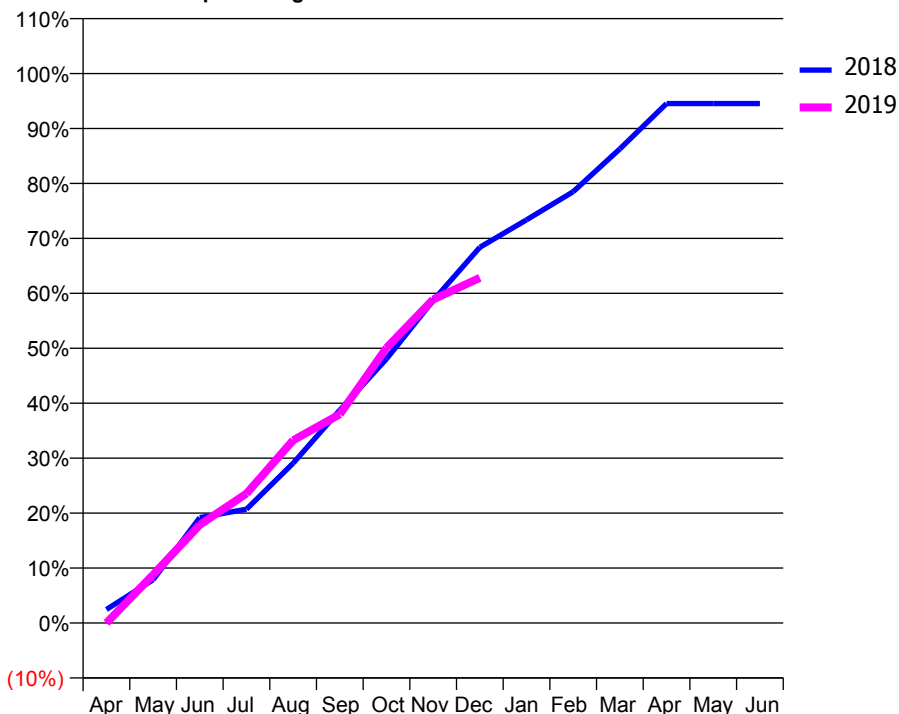
ACCESS*

Patients seen in 24 months	Total	Change since previous quarter
Quarter ending December 2017	1,361	
Quarter ending March 2018	1,355	→
Quarter ending June 2018	1,347	→
Quarter ending September 2018	1,387	↑
Quarter ending December 2018	1,378	→
Variance since December 2017	1.2%	→



ACTIVITY

Cumulative percentage of contracted UDA delivered 2018 & 2019



Adjusted Scheduled Activity (UDA)

Month	2018	2019
April	92	0
May	295	329
June	717	669
July	774	881
August	1,087	1,243
September	1,449	1,421
October	1,798	1,872
November	2,195	2,202
December	2,557	2,350
January	2,744	
February	2,936	
March	3,227	
April	3,535	
May	3,535	
June	3,535	

QUALITY

	Quantity	Base Number	Contract	AT	Region	England
% of FP17s for the same patient ID Re-attending within 3 months - Children	46	670	6.9%	10.7%	11.8%	11.8%
% of FP17s for the same patient ID Re-attending within 3 months - Adults	82	500	16.4%	15.9%	16.7%	15.6%
% of FP17s for the same patient ID Re-attending between 3 & 9 months - Children	334	670	49.9%	44.8%	48.6%	58.8%
% of FP17s for the same patient ID Re-attending between 3 & 9 months - Adults	213	500	42.6%	37.0%	39.1%	51.0%
% of FP17s for Band 1 Urgent Courses	88	1,055	8.3%	10.9%	10.6%	9.0%
% of FP17s Relating to Free Repair or Replacements	0	1,055	0.0%	0.5%	0.5%	0.8%
% of FP17s Relating to Continuations	4	1,055	0.4%	0.7%	0.7%	0.9%
% of Patients satisfied with the dentistry they have received	0	0	N/A	90.9%	90.2%	93.2%
% of Patients satisfied with the time they had to wait for an appointment	0	0	N/A	82.1%	85.0%	88.3%

* This is based on patients treated on this contract for their most recent course of treatment. Figures in italics indicate the base number of FP17s or Patient Questionnaire responses are less than 100. N/A is shown where the base number of responses is less than 10 during the period. % is calculated as Quantity/Base number*100

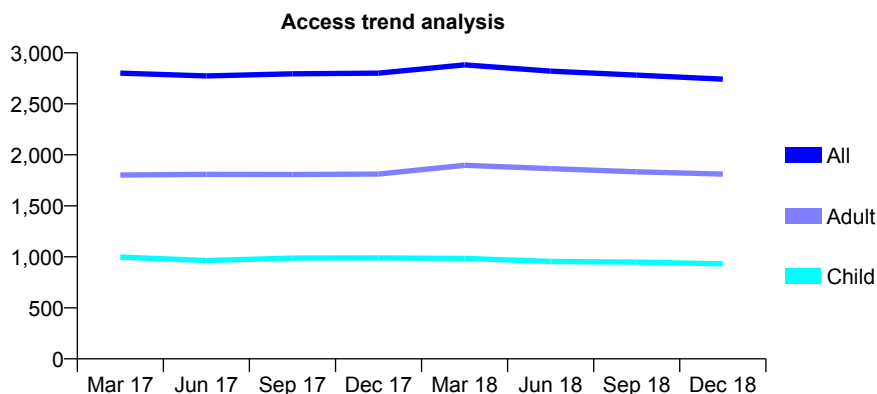
Q61 - Vital Signs At a Glance Contract Report for 556459/0002 - December 2018

Name or company name	MR GP DINDOL
Contract type name	GDS Contract
Purpose of contract	General and Orthodontic
Contract start date	19/07/2008
Contract end date	

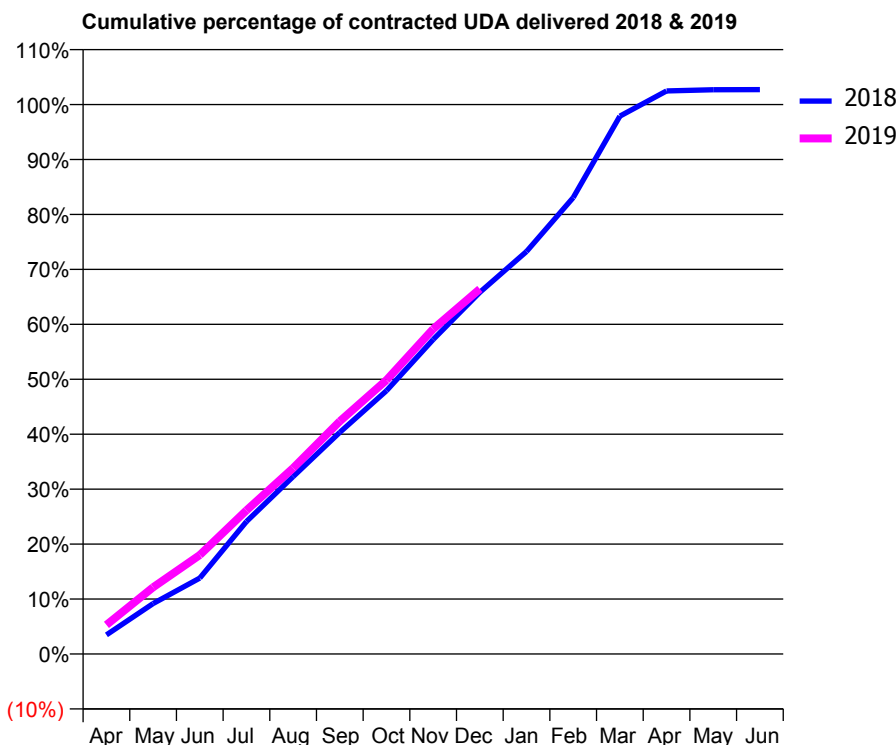
18/19 Contracted general activity (UDA)	5,459
Carry forward general activity (UDA)	-109
18/19 Contracted orthodontic activity (UOA)	2,491
Carry forward orthodontic activity (UOA)	-30
Baseline contract value	£532,947.66

ACCESS*

Patients seen in 24 months	Total	Change since previous quarter
Quarter ending December 2017	2,800	
Quarter ending March 2018	2,882	↑
Quarter ending June 2018	2,820	↓
Quarter ending September 2018	2,781	↓
Quarter ending December 2018	2,742	↓
Variance since December 2017	(2.1%)	↓



ACTIVITY



Month	Adjusted Scheduled Activity (UDA)	
	2018	2019
April	190	289
May	501	663
June	755	983
July	1,316	1,428
August	1,762	1,848
September	2,203	2,312
October	2,616	2,722
November	3,125	3,229
December	3,593	3,626
January	3,999	
February	4,533	
March	5,344	
April	5,594	
May	5,605	
June	5,607	

QUALITY

	Quantity	Base Number	Contract	AT	Region	England
% of FP17s for the same patient ID Re-attending within 3 months - Children	83	924	9.0%	10.7%	11.8%	11.8%
% of FP17s for the same patient ID Re-attending within 3 months - Adults	286	1,513	18.9%	15.9%	16.7%	15.6%
% of FP17s for the same patient ID Re-attending between 3 & 9 months - Children	312	924	33.8%	44.8%	48.6%	58.8%
% of FP17s for the same patient ID Re-attending between 3 & 9 months - Adults	544	1,513	36.0%	37.0%	39.1%	51.0%
% of FP17s for Band 1 Urgent Courses	164	1,507	10.9%	10.9%	10.6%	9.0%
% of FP17s Relating to Free Repair or Replacements	7	1,507	0.5%	0.5%	0.5%	0.8%
% of FP17s Relating to Continuations	13	1,507	0.9%	0.7%	0.7%	0.9%
% of Patients satisfied with the dentistry they have received	0	1	N/A	90.9%	90.2%	93.2%
% of Patients satisfied with the time they had to wait for an appointment	0	1	N/A	82.1%	85.0%	88.3%

* This is based on patients treated on this contract for their most recent course of treatment. Figures in italics indicate the base number of FP17s or Patient Questionnaire responses are less than 100. N/A is shown where the base number of responses is less than 10 during the period. % is calculated as Quantity/Base number*100

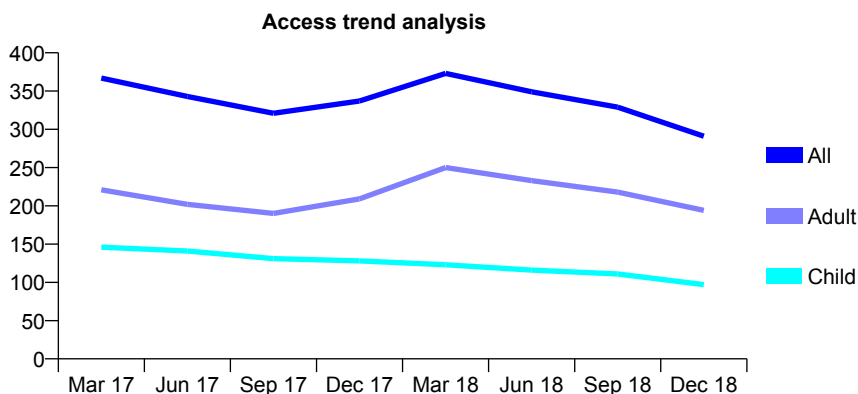
Q61 - Vital Signs At a Glance Contract Report for 557145/0003 - December 2018

Name or company name	Precious Smile Dental Care
Contract type name	GDS Contract
Purpose of contract	General
Contract start date	02/01/2007
Contract end date	

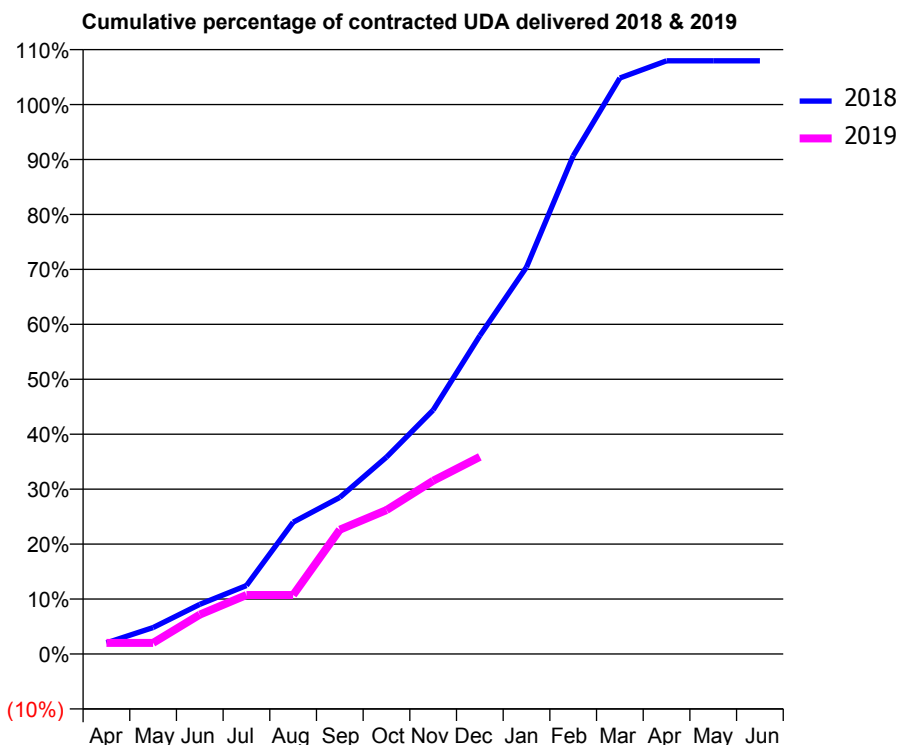
18/19 Contracted general activity (UDA)	642
Carry forward general activity (UDA)	-13
18/19 Contracted orthodontic activity (UOA)	0
Carry forward orthodontic activity (UOA)	0
Baseline contract value	£17,560.05

ACCESS*

Patients seen in 24 months	Total	Change since previous quarter
Quarter ending December 2017	337	
Quarter ending March 2018	373	↑
Quarter ending June 2018	349	↓
Quarter ending September 2018	329	↓
Quarter ending December 2018	291	↓
Variance since December 2017	(13.6%)	↓



ACTIVITY



Month	Adjusted Scheduled Activity (UDA)	
	2018	2019
April	13	13
May	31	13
June	58	46
July	80	69
August	154	69
September	183	145
October	230	168
November	285	202
December	372	230
January	452	
February	582	
March	673	
April	693	
May	693	
June	693	

QUALITY

	Quantity	Base Number	Contract	AT	Region	England
% of FP17s for the same patient ID Re-attending within 3 months - Children	6	68	8.8%	10.7%	11.8%	11.8%
% of FP17s for the same patient ID Re-attending within 3 months - Adults	1	41	2.4%	15.9%	16.7%	15.6%
% of FP17s for the same patient ID Re-attending between 3 & 9 months - Children	29	68	42.6%	44.8%	48.6%	58.8%
% of FP17s for the same patient ID Re-attending between 3 & 9 months - Adults	7	41	17.1%	37.0%	39.1%	51.0%
% of FP17s for Band 1 Urgent Courses	3	99	3.0%	10.9%	10.6%	9.0%
% of FP17s Relating to Free Repair or Replacements	0	99	0.0%	0.5%	0.5%	0.8%
% of FP17s Relating to Continuations	0	99	0.0%	0.7%	0.7%	0.9%
% of Patients satisfied with the dentistry they have received	0	0	N/A	90.9%	90.2%	93.2%
% of Patients satisfied with the time they had to wait for an appointment	0	0	N/A	82.1%	85.0%	88.3%

* This is based on patients treated on this contract for their most recent course of treatment. Figures in italics indicate the base number of FP17s or Patient Questionnaire responses are less than 100. N/A is shown where the base number of responses is less than 10 during the period. % is calculated as Quantity/Base number*100

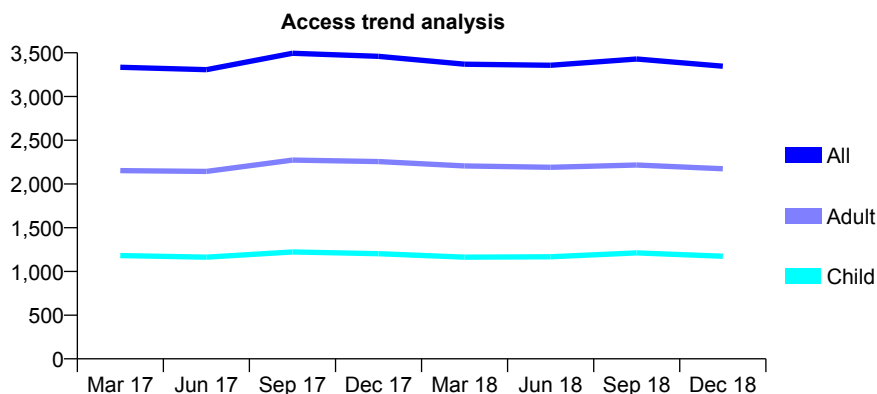
Q61 - Vital Signs At a Glance Contract Report for 560022/0002 - December 2018

Name or company name	MR J SCHWAB
Contract type name	GDS Contract
Purpose of contract	General
Contract start date	10/08/2011
Contract end date	

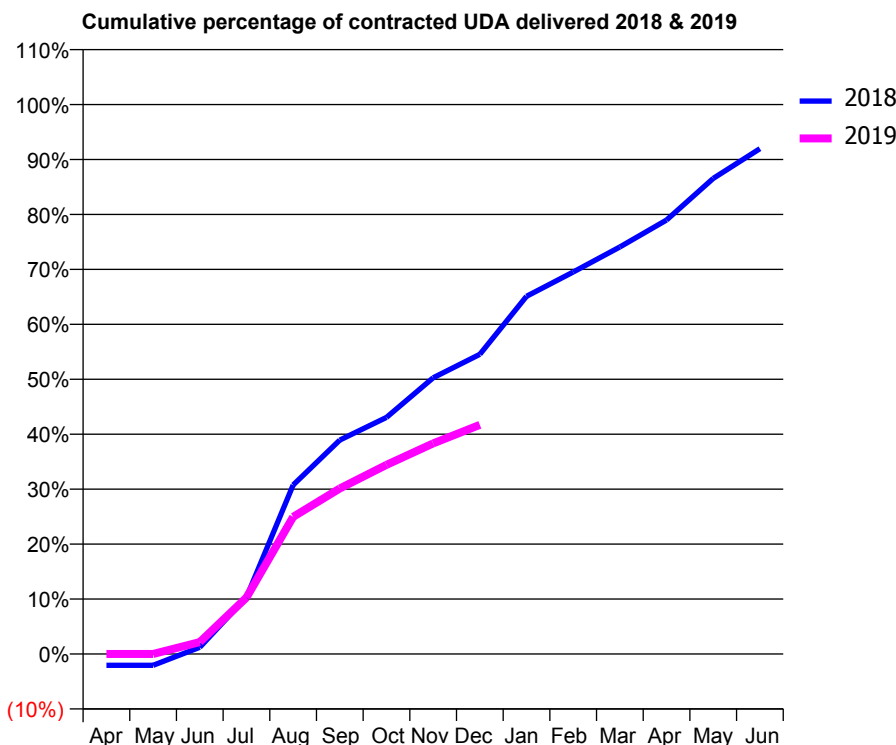
18/19 Contracted general activity (UDA)	13,288
Carry forward general activity (UDA)	0
18/19 Contracted orthodontic activity (UOA)	0
Carry forward orthodontic activity (UOA)	0
Baseline contract value	£253,683.13

ACCESS*

Patients seen in 24 months	Total	Change since previous quarter
Quarter ending December 2017	3,460	
Quarter ending March 2018	3,369	↓
Quarter ending June 2018	3,357	→
Quarter ending September 2018	3,429	↑
Quarter ending December 2018	3,347	↓
Variance since December 2017	(3.3%)	↓



ACTIVITY



Adjusted Scheduled Activity (UDA)		
Month	2018	2019
April	-275	0
May	-275	0
June	162	289
July	1,371	1,366
August	4,087	3,317
September	5,175	4,004
October	5,721	4,575
November	6,681	5,092
December	7,247	5,542
January	8,651	
February	9,236	
March	9,844	
April	10,496	
May	11,501	
June	12,220	

QUALITY

	Quantity	Base Number	Contract	AT	Region	England
% of FP17s for the same patient ID Re-attending within 3 months - Children	48	970	4.9%	10.7%	11.8%	11.8%
% of FP17s for the same patient ID Re-attending within 3 months - Adults	195	1,672	11.7%	15.9%	16.7%	15.6%
% of FP17s for the same patient ID Re-attending between 3 & 9 months - Children	386	970	39.8%	44.8%	48.6%	58.8%
% of FP17s for the same patient ID Re-attending between 3 & 9 months - Adults	678	1,672	40.6%	37.0%	39.1%	51.0%
% of FP17s for Band 1 Urgent Courses	209	1,930	10.8%	10.9%	10.6%	9.0%
% of FP17s Relating to Free Repair or Replacements	5	1,930	0.3%	0.5%	0.5%	0.8%
% of FP17s Relating to Continuations	1	1,930	0.1%	0.7%	0.7%	0.9%
% of Patients satisfied with the dentistry they have received	7	7	N/A	90.9%	90.2%	93.2%
% of Patients satisfied with the time they had to wait for an appointment	4	7	N/A	82.1%	85.0%	88.3%

* This is based on patients treated on this contract for their most recent course of treatment. Figures in italics indicate the base number of FP17s or Patient Questionnaire responses are less than 100. N/A is shown where the base number of responses is less than 10 during the period. % is calculated as Quantity/Base number*100

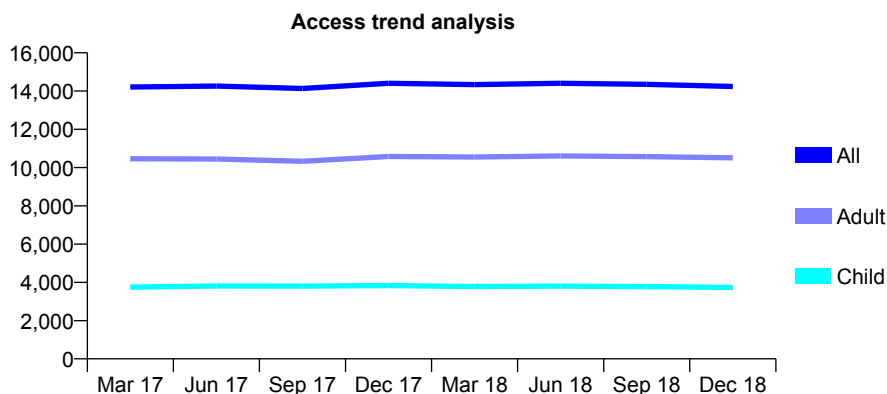
Q61 - Vital Signs At a Glance Contract Report for 566667/0001 - December 2018

Name or company name	MR RN TORRANCE
Contract type name	GDS Contract
Purpose of contract	General
Contract start date	01/04/2006
Contract end date	

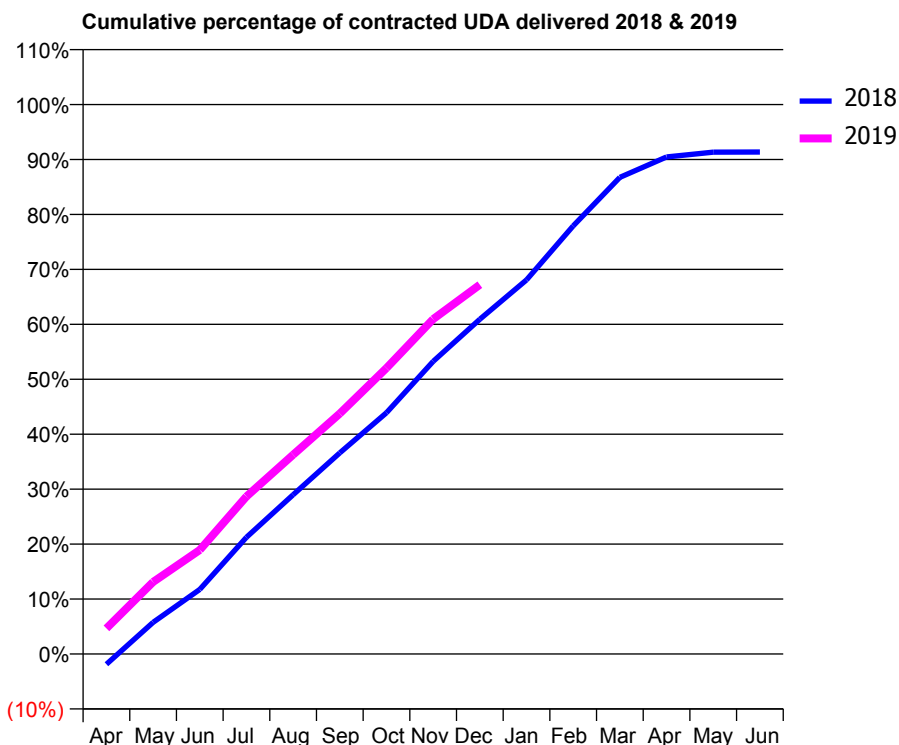
18/19 Contracted general activity (UDA)	54,930
Carry forward general activity (UDA)	0
18/19 Contracted orthodontic activity (UOA)	0
Carry forward orthodontic activity (UOA)	0
Baseline contract value	£1,562,820.91

ACCESS*

Patients seen in 24 months	Total	Change since previous quarter
Quarter ending December 2017	14,410	
Quarter ending March 2018	14,339	→
Quarter ending June 2018	14,408	→
Quarter ending September 2018	14,349	→
Quarter ending December 2018	14,242	→
Variance since December 2017	(1.2%)	↓



ACTIVITY



Month	Adjusted Scheduled Activity (UDA)	
	2018	2019
April	-1,033	2,566
May	3,169	7,199
June	6,456	10,408
July	11,670	15,752
August	15,916	19,920
September	20,112	24,047
October	24,117	28,579
November	29,246	33,480
December	33,465	36,911
January	37,397	
February	42,793	
March	47,645	
April	49,685	
May	50,171	
June	50,183	

QUALITY

	Quantity	Base Number	Contract	AT	Region	England
% of FP17s for the same patient ID Re-attending within 3 months - Children	378	3,486	10.8%	10.7%	11.8%	11.8%
% of FP17s for the same patient ID Re-attending within 3 months - Adults	1,527	8,620	17.7%	15.9%	16.7%	15.6%
% of FP17s for the same patient ID Re-attending between 3 & 9 months - Children	1,373	3,486	39.4%	44.8%	48.6%	58.8%
% of FP17s for the same patient ID Re-attending between 3 & 9 months - Adults	2,682	8,620	31.1%	37.0%	39.1%	51.0%
% of FP17s for Band 1 Urgent Courses	1,945	11,394	17.1%	10.9%	10.6%	9.0%
% of FP17s Relating to Free Repair or Replacements	88	11,394	0.8%	0.5%	0.5%	0.8%
% of FP17s Relating to Continuations	31	11,394	0.3%	0.7%	0.7%	0.9%
% of Patients satisfied with the dentistry they have received	7	10	70.0%	90.9%	90.2%	93.2%
% of Patients satisfied with the time they had to wait for an appointment	6	10	60.0%	82.1%	85.0%	88.3%

* This is based on patients treated on this contract for their most recent course of treatment. Figures in italics indicate the base number of FP17s or Patient Questionnaire responses are less than 100. N/A is shown where the base number of responses is less than 10 during the period. % is calculated as Quantity/Base number*100

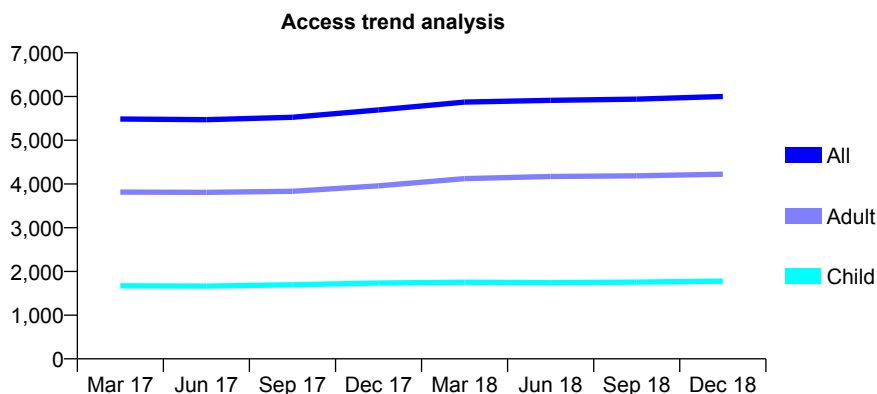
Q61 - Vital Signs At a Glance Contract Report for 566969/0001 - December 2018

Name or company name	Sohail Moulana
Contract type name	GDS Contract
Purpose of contract	General
Contract start date	01/04/2006
Contract end date	

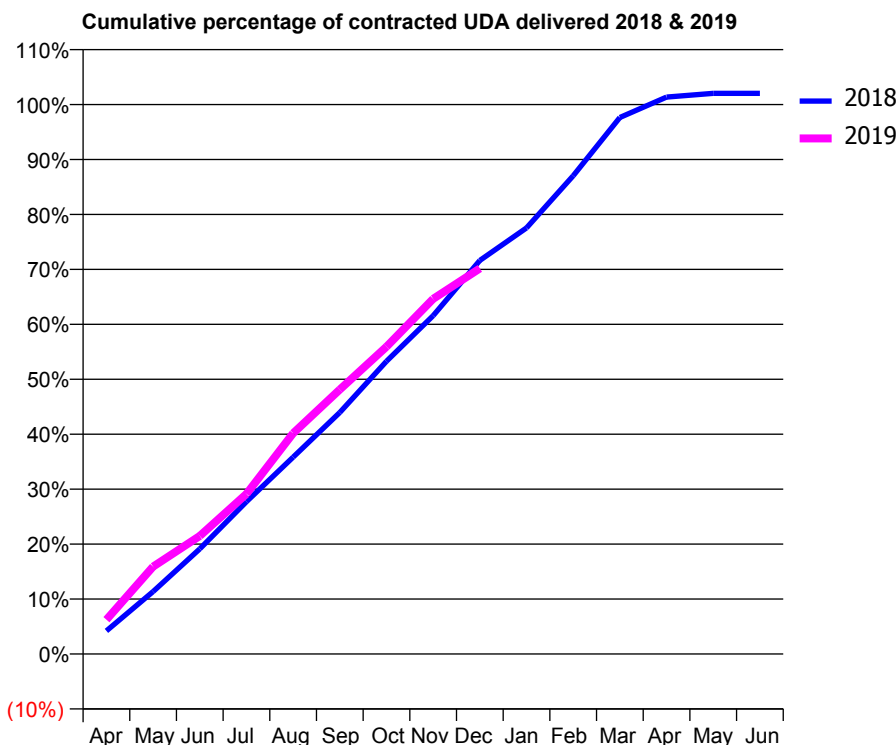
18/19 Contracted general activity (UDA)	17,225
Carry forward general activity (UDA)	-345
18/19 Contracted orthodontic activity (UOA)	0
Carry forward orthodontic activity (UOA)	0
Baseline contract value	£555,499.32

ACCESS*

Patients seen in 24 months	Total	Change since previous quarter
Quarter ending December 2017	5,694	
Quarter ending March 2018	5,874	↑
Quarter ending June 2018	5,914	→
Quarter ending September 2018	5,940	→
Quarter ending December 2018	6,000	→
Variance since December 2017	5.4%	↑



ACTIVITY



Month	Adjusted Scheduled Activity (UDA)	
	2018	2019
April	727	1,077
May	1,958	2,741
June	3,298	3,703
July	4,777	5,016
August	6,172	6,921
September	7,573	8,291
October	9,179	9,632
November	10,606	11,134
December	12,335	12,087
January	13,358	
February	14,990	
March	16,816	
April	17,456	
May	17,573	
June	17,573	

QUALITY

	Quantity	Base Number	Contract	AT	Region	England
% of FP17s for the same patient ID Re-attending within 3 months - Children	90	1,295	6.9%	10.7%	11.8%	11.8%
% of FP17s for the same patient ID Re-attending within 3 months - Adults	510	3,242	15.7%	15.9%	16.7%	15.6%
% of FP17s for the same patient ID Re-attending between 3 & 9 months - Children	433	1,295	33.4%	44.8%	48.6%	58.8%
% of FP17s for the same patient ID Re-attending between 3 & 9 months - Adults	1,091	3,242	33.7%	37.0%	39.1%	51.0%
% of FP17s for Band 1 Urgent Courses	745	4,279	17.4%	10.9%	10.6%	9.0%
% of FP17s Relating to Free Repair or Replacements	11	4,279	0.3%	0.5%	0.5%	0.8%
% of FP17s Relating to Continuations	46	4,279	1.1%	0.7%	0.7%	0.9%
% of Patients satisfied with the dentistry they have received	1	1	N/A	90.9%	90.2%	93.2%
% of Patients satisfied with the time they had to wait for an appointment	1	1	N/A	82.1%	85.0%	88.3%

* This is based on patients treated on this contract for their most recent course of treatment. Figures in italics indicate the base number of FP17s or Patient Questionnaire responses are less than 100. N/A is shown where the base number of responses is less than 10 during the period. % is calculated as Quantity/Base number*100

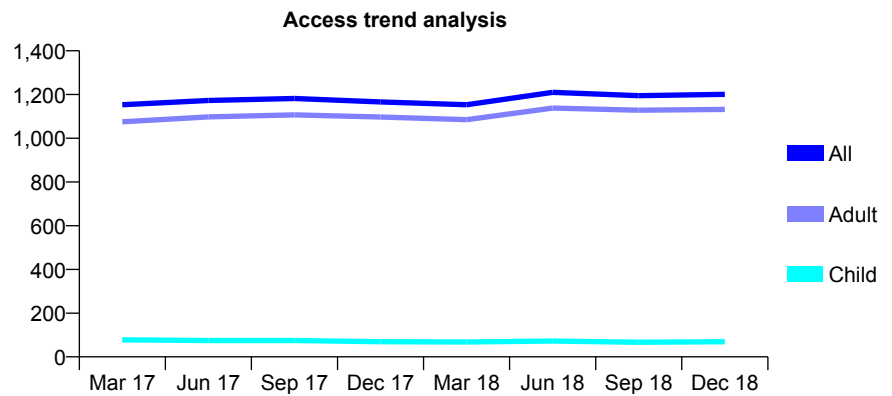
Q61 - Vital Signs At a Glance Contract Report for 568503/0001 - December 2018

Name or company name	MR NS MUDHAR
Contract type name	GDS Contract
Purpose of contract	General
Contract start date	01/04/2006
Contract end date	

18/19 Contracted general activity (UDA)	4,783
Carry forward general activity (UDA)	-35
18/19 Contracted orthodontic activity (UOA)	0
Carry forward orthodontic activity (UOA)	0
Baseline contract value	£199,053.30

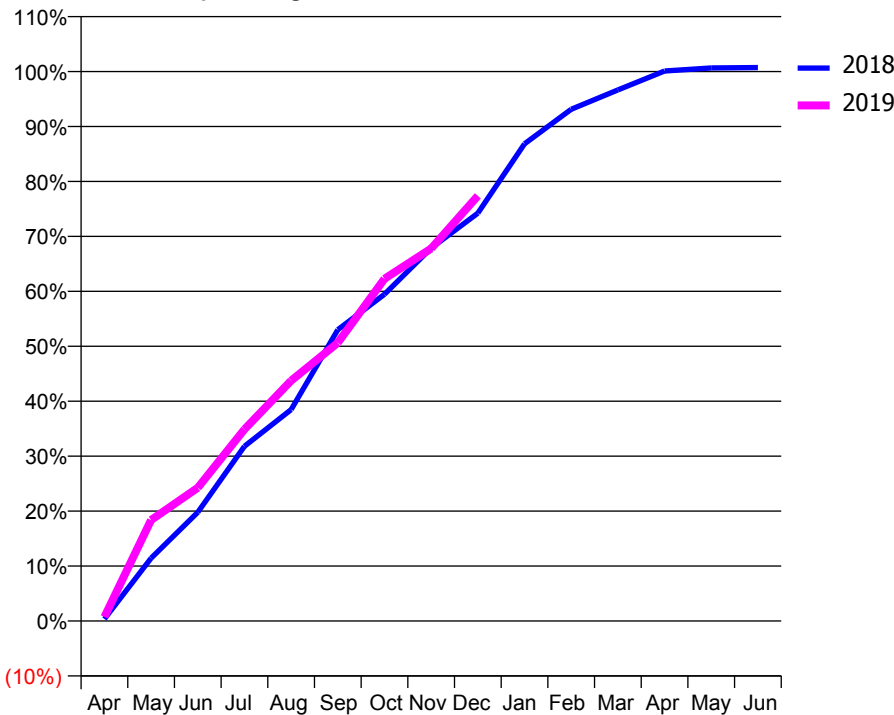
ACCESS*

Patients seen in 24 months	Total	Change since previous quarter
Quarter ending December 2017	1,166	
Quarter ending March 2018	1,153	↓
Quarter ending June 2018	1,210	↑
Quarter ending September 2018	1,195	↓
Quarter ending December 2018	1,201	→
Variance since December 2017	3.0%	↑



ACTIVITY

Cumulative percentage of contracted UDA delivered 2018 & 2019



Month	Adjusted Scheduled Activity (UDA)	
	2018	2019
April	18	35
May	547	879
June	947	1,160
July	1,521	1,668
August	1,840	2,092
September	2,536	2,422
October	2,844	2,978
November	3,246	3,242
December	3,550	3,701
January	4,153	
February	4,454	
March	4,622	
April	4,787	
May	4,814	
June	4,818	

QUALITY

	Quantity	Base Number	Contract	AT	Region	England
% of FP17s for the same patient ID Re-attending within 3 months - Children	2	49	4.1%	10.7%	11.8%	11.8%
% of FP17s for the same patient ID Re-attending within 3 months - Adults	75	791	9.5%	15.9%	16.7%	15.6%
% of FP17s for the same patient ID Re-attending between 3 & 9 months - Children	6	49	12.2%	44.8%	48.6%	58.8%
% of FP17s for the same patient ID Re-attending between 3 & 9 months - Adults	200	791	25.3%	37.0%	39.1%	51.0%
% of FP17s for Band 1 Urgent Courses	74	749	9.9%	10.9%	10.6%	9.0%
% of FP17s Relating to Free Repair or Replacements	0	749	0.0%	0.5%	0.5%	0.8%
% of FP17s Relating to Continuations	7	749	0.9%	0.7%	0.7%	0.9%
% of Patients satisfied with the dentistry they have received	0	0	N/A	90.9%	90.2%	93.2%
% of Patients satisfied with the time they had to wait for an appointment	0	0	N/A	82.1%	85.0%	88.3%

* This is based on patients treated on this contract for their most recent course of treatment. Figures in italics indicate the base number of FP17s or Patient Questionnaire responses are less than 100. N/A is shown where the base number of responses is less than 10 during the period. % is calculated as Quantity/Base number*100

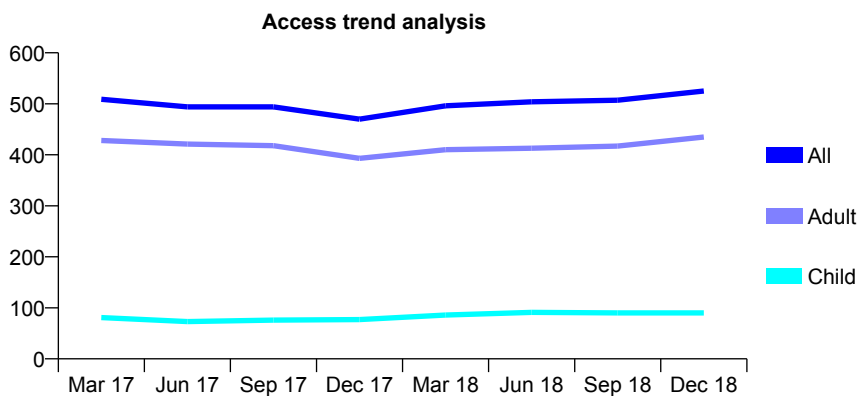
Q61 - Vital Signs At a Glance Contract Report for 568503/0003 - December 2018

Name or company name	MR NS MUDHAR
Contract type name	GDS Contract
Purpose of contract	General
Contract start date	01/04/2006
Contract end date	

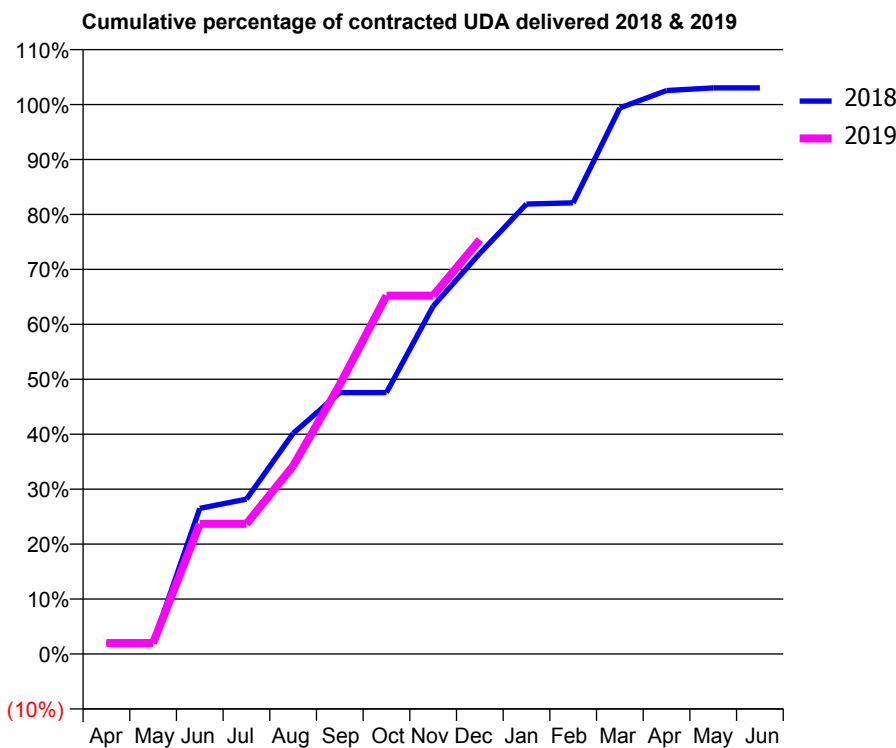
18/19 Contracted general activity (UDA)	1,840
Carry forward general activity (UDA)	-37
18/19 Contracted orthodontic activity (UOA)	0
Carry forward orthodontic activity (UOA)	0
Baseline contract value	£63,587.25

ACCESS*

Patients seen in 24 months	Total	Change since previous quarter
Quarter ending December 2017	470	
Quarter ending March 2018	496	↑
Quarter ending June 2018	504	→
Quarter ending September 2018	507	→
Quarter ending December 2018	525	↑
Variance since December 2017	11.7%	↑



ACTIVITY



Month	Adjusted Scheduled Activity (UDA)	
	2018	2019
April	37	37
May	37	37
June	488	436
July	519	436
August	739	630
September	876	902
October	876	1,200
November	1,165	1,200
December	1,342	1,387
January	1,507	
February	1,511	
March	1,829	
April	1,887	
May	1,896	
June	1,896	

QUALITY

	Quantity	Base Number	Contract	AT	Region	England
% of FP17s for the same patient ID Re-attending within 3 months - Children	5	58	8.6%	10.7%	11.8%	11.8%
% of FP17s for the same patient ID Re-attending within 3 months - Adults	6	254	2.4%	15.9%	16.7%	15.6%
% of FP17s for the same patient ID Re-attending between 3 & 9 months - Children	17	58	29.3%	44.8%	48.6%	58.8%
% of FP17s for the same patient ID Re-attending between 3 & 9 months - Adults	45	254	17.7%	37.0%	39.1%	51.0%
% of FP17s for Band 1 Urgent Courses	6	278	2.2%	10.9%	10.6%	9.0%
% of FP17s Relating to Free Repair or Replacements	0	278	0.0%	0.5%	0.5%	0.8%
% of FP17s Relating to Continuations	0	278	0.0%	0.7%	0.7%	0.9%
% of Patients satisfied with the dentistry they have received	0	0	N/A	90.9%	90.2%	93.2%
% of Patients satisfied with the time they had to wait for an appointment	0	0	N/A	82.1%	85.0%	88.3%

* This is based on patients treated on this contract for their most recent course of treatment. Figures in italics indicate the base number of FP17s or Patient Questionnaire responses are less than 100. N/A is shown where the base number of responses is less than 10 during the period. % is calculated as Quantity/Base number*100

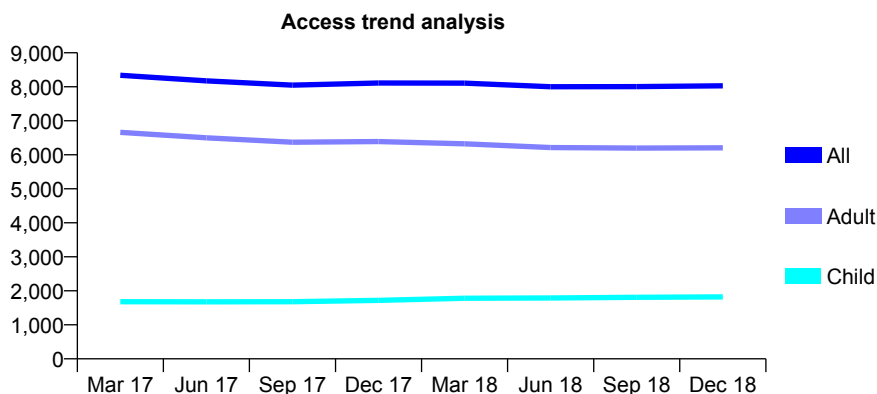
Q61 - Vital Signs At a Glance Contract Report for 568821/0003 - December 2018

Name or company name	MR BK VEKARIA
Contract type name	GDS Contract
Purpose of contract	General
Contract start date	01/05/2009
Contract end date	

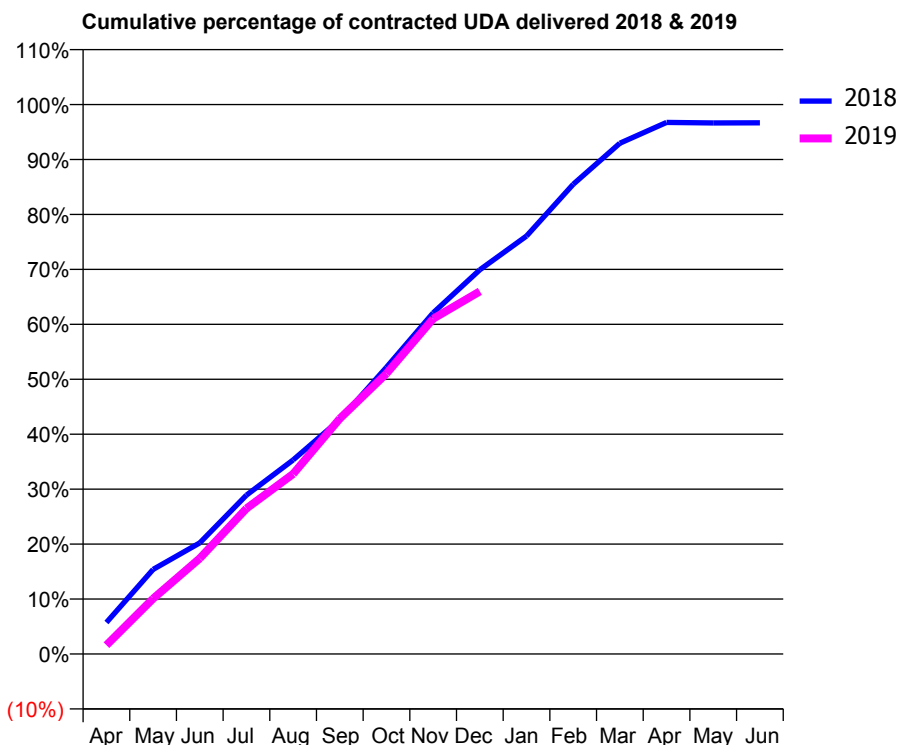
18/19 Contracted general activity (UDA)	17,684
Carry forward general activity (UDA)	591
18/19 Contracted orthodontic activity (UOA)	0
Carry forward orthodontic activity (UOA)	0
Baseline contract value	£492,973.74

ACCESS*

Patients seen in 24 months	Total	Change since previous quarter
Quarter ending December 2017	8,112	
Quarter ending March 2018	8,108	→
Quarter ending June 2018	8,003	↓
Quarter ending September 2018	8,007	→
Quarter ending December 2018	8,028	→
Variance since December 2017	(1.0%)	↓



ACTIVITY



Month	Adjusted Scheduled Activity (UDA)	
	2018	2019
April	1,015	287
May	2,725	1,783
June	3,575	3,081
July	5,113	4,685
August	6,245	5,795
September	7,542	7,576
October	9,231	9,025
November	10,980	10,789
December	12,365	11,672
January	13,452	
February	15,116	
March	16,437	
April	17,108	
May	17,089	
June	17,093	

QUALITY

	Quantity	Base Number	Contract	AT	Region	England
% of FP17s for the same patient ID Re-attending within 3 months - Children	97	1,619	6.0%	10.7%	11.8%	11.8%
% of FP17s for the same patient ID Re-attending within 3 months - Adults	442	4,513	9.8%	15.9%	16.7%	15.6%
% of FP17s for the same patient ID Re-attending between 3 & 9 months - Children	746	1,619	46.1%	44.8%	48.6%	58.8%
% of FP17s for the same patient ID Re-attending between 3 & 9 months - Adults	1,448	4,513	32.1%	37.0%	39.1%	51.0%
% of FP17s for Band 1 Urgent Courses	582	5,811	10.0%	10.9%	10.6%	9.0%
% of FP17s Relating to Free Repair or Replacements	6	5,811	0.1%	0.5%	0.5%	0.8%
% of FP17s Relating to Continuations	7	5,811	0.1%	0.7%	0.7%	0.9%
% of Patients satisfied with the dentistry they have received	1	1	N/A	90.9%	90.2%	93.2%
% of Patients satisfied with the time they had to wait for an appointment	1	1	N/A	82.1%	85.0%	88.3%

* This is based on patients treated on this contract for their most recent course of treatment. Figures in italics indicate the base number of FP17s or Patient Questionnaire responses are less than 100. N/A is shown where the base number of responses is less than 10 during the period. % is calculated as Quantity/Base number*100

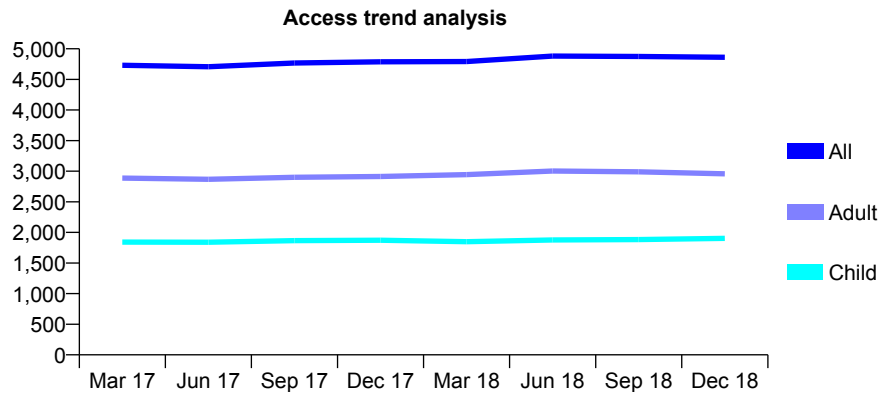
Q61 - Vital Signs At a Glance Contract Report for 572500/0001 - December 2018

Name or company name	Approach Dentistry
Contract type name	GDS Contract
Purpose of contract	General
Contract start date	01/04/2006
Contract end date	

18/19 Contracted general activity (UDA)	11,810
Carry forward general activity (UDA)	0
18/19 Contracted orthodontic activity (UOA)	0
Carry forward orthodontic activity (UOA)	0
Baseline contract value	£281,400.03

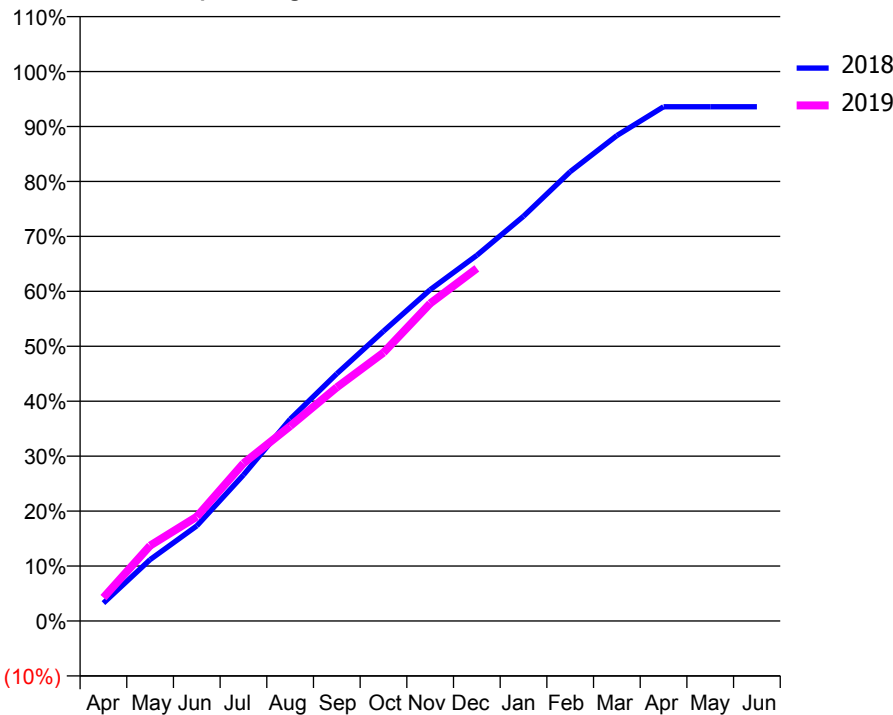
ACCESS*

Patients seen in 24 months	Total	Change since previous quarter
Quarter ending December 2017	4,787	
Quarter ending March 2018	4,793	→
Quarter ending June 2018	4,881	→
Quarter ending September 2018	4,875	→
Quarter ending December 2018	4,861	→
Variance since December 2017	1.5%	→



ACTIVITY

Cumulative percentage of contracted UDA delivered 2018 & 2019



Month	Adjusted Scheduled Activity (UDA)	
	2018	2019
April	385	504
May	1,319	1,620
June	2,044	2,243
July	3,139	3,389
August	4,339	4,187
September	5,314	5,024
October	6,229	5,767
November	7,121	6,824
December	7,859	7,579
January	8,699	
February	9,658	
March	10,433	
April	11,052	
May	11,052	
June	11,052	

QUALITY

	Quantity	Base Number	Contract	AT	Region	England
% of FP17s for the same patient ID Re-attending within 3 months - Children	193	1,920	10.1%	10.7%	11.8%	11.8%
% of FP17s for the same patient ID Re-attending within 3 months - Adults	398	2,536	15.7%	15.9%	16.7%	15.6%
% of FP17s for the same patient ID Re-attending between 3 & 9 months - Children	893	1,920	46.5%	44.8%	48.6%	58.8%
% of FP17s for the same patient ID Re-attending between 3 & 9 months - Adults	1,098	2,536	43.3%	37.0%	39.1%	51.0%
% of FP17s for Band 1 Urgent Courses	581	4,141	14.0%	10.9%	10.6%	9.0%
% of FP17s Relating to Free Repair or Replacements	2	4,141	0.0%	0.5%	0.5%	0.8%
% of FP17s Relating to Continuations	52	4,141	1.3%	0.7%	0.7%	0.9%
% of Patients satisfied with the dentistry they have received	2	2	N/A	90.9%	90.2%	93.2%
% of Patients satisfied with the time they had to wait for an appointment	2	2	N/A	82.1%	85.0%	88.3%

* This is based on patients treated on this contract for their most recent course of treatment. Figures in italics indicate the base number of FP17s or Patient Questionnaire responses are less than 100. N/A is shown where the base number of responses is less than 10 during the period. % is calculated as Quantity/Base number*100

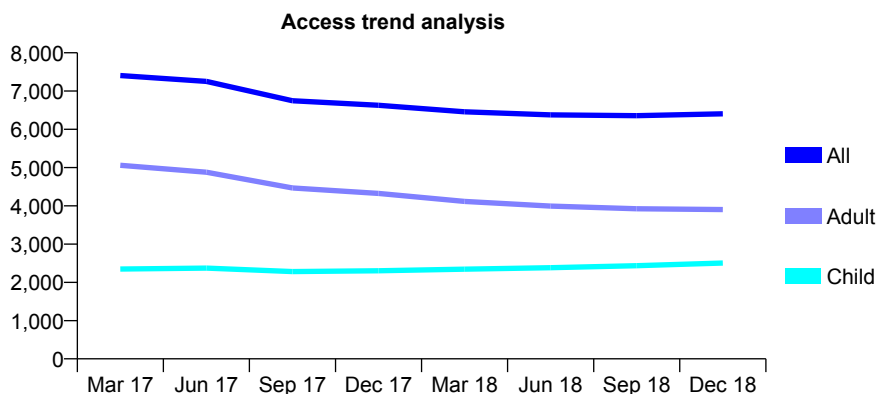
Q61 - Vital Signs At a Glance Contract Report for 572659/0001 - December 2018

Name or company name	MR LS LEVIN
Contract type name	GDS Contract
Purpose of contract	General
Contract start date	01/04/2006
Contract end date	

18/19 Contracted general activity (UDA)	21,691
Carry forward general activity (UDA)	1,560
18/19 Contracted orthodontic activity (UOA)	0
Carry forward orthodontic activity (UOA)	0
Baseline contract value	£634,722.45

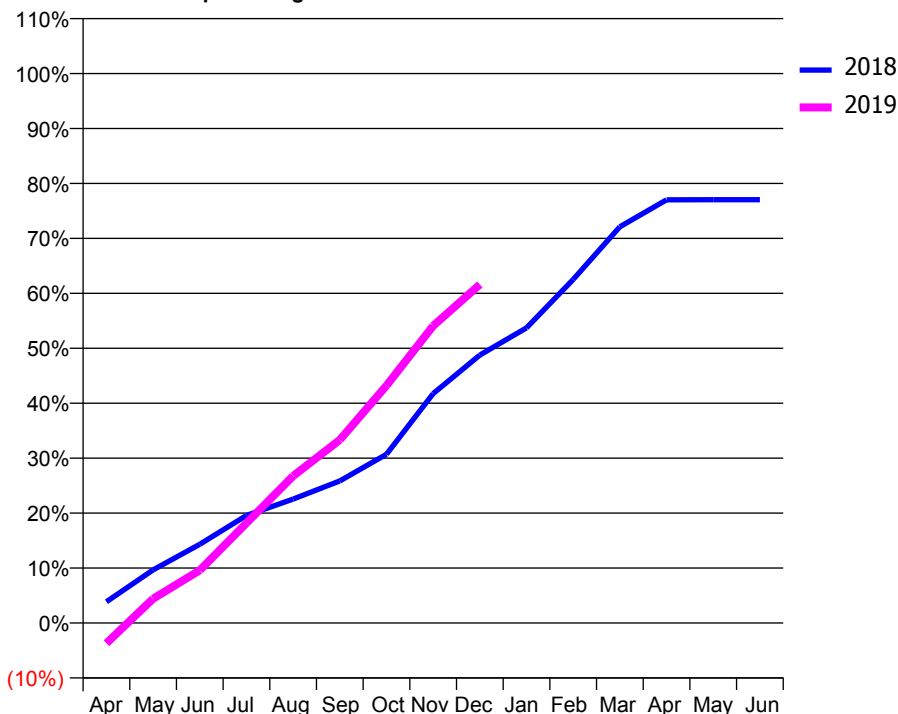
ACCESS*

Patients seen in 24 months	Total	Change since previous quarter
Quarter ending December 2017	6,627	
Quarter ending March 2018	6,457	↓
Quarter ending June 2018	6,377	↓
Quarter ending September 2018	6,357	→
Quarter ending December 2018	6,405	→
Variance since December 2017	(3.3%)	↓



ACTIVITY

Cumulative percentage of contracted UDA delivered 2018 & 2019



Month	Adjusted Scheduled Activity (UDA)	
	2018	2019
April	837	-804
May	2,098	958
June	3,110	2,083
July	4,245	3,945
August	4,892	5,805
September	5,607	7,232
October	6,659	9,370
November	9,054	11,729
December	10,577	13,362
January	11,650	
February	13,562	
March	15,640	
April	16,707	
May	16,707	
June	16,711	

QUALITY

	Quantity	Base Number	Contract	AT	Region	England
% of FP17s for the same patient ID Re-attending within 3 months - Children	300	2,871	10.4%	10.7%	11.8%	11.8%
% of FP17s for the same patient ID Re-attending within 3 months - Adults	622	3,852	16.1%	15.9%	16.7%	15.6%
% of FP17s for the same patient ID Re-attending between 3 & 9 months - Children	1,325	2,871	46.2%	44.8%	48.6%	58.8%
% of FP17s for the same patient ID Re-attending between 3 & 9 months - Adults	1,446	3,852	37.5%	37.0%	39.1%	51.0%
% of FP17s for Band 1 Urgent Courses	639	6,376	10.0%	10.9%	10.6%	9.0%
% of FP17s Relating to Free Repair or Replacements	33	6,376	0.5%	0.5%	0.5%	0.8%
% of FP17s Relating to Continuations	115	6,376	1.8%	0.7%	0.7%	0.9%
% of Patients satisfied with the dentistry they have received	2	2	N/A	90.9%	90.2%	93.2%
% of Patients satisfied with the time they had to wait for an appointment	2	2	N/A	82.1%	85.0%	88.3%

* This is based on patients treated on this contract for their most recent course of treatment. Figures in italics indicate the base number of FP17s or Patient Questionnaire responses are less than 100. N/A is shown where the base number of responses is less than 10 during the period. % is calculated as Quantity/Base number*100

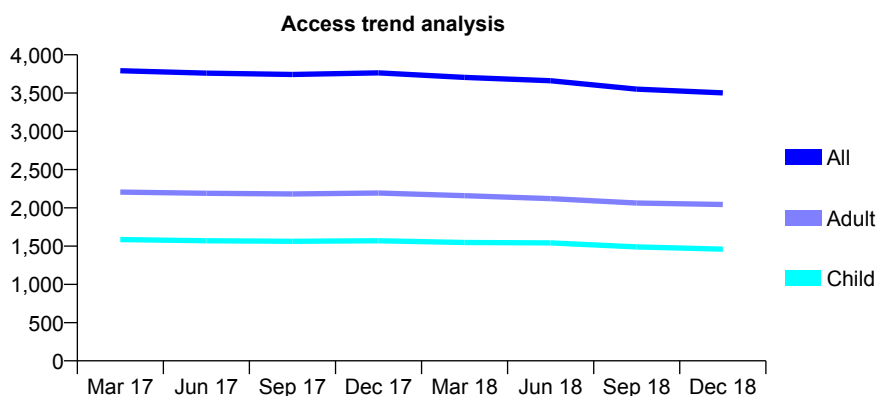
Q61 - Vital Signs At a Glance Contract Report for 572888/0001 - December 2018

Name or company name	MR R GOGNA
Contract type name	GDS Contract
Purpose of contract	General
Contract start date	01/04/2006
Contract end date	

18/19 Contracted general activity (UDA)	8,928
Carry forward general activity (UDA)	269
18/19 Contracted orthodontic activity (UOA)	0
Carry forward orthodontic activity (UOA)	0
Baseline contract value	£262,541.88

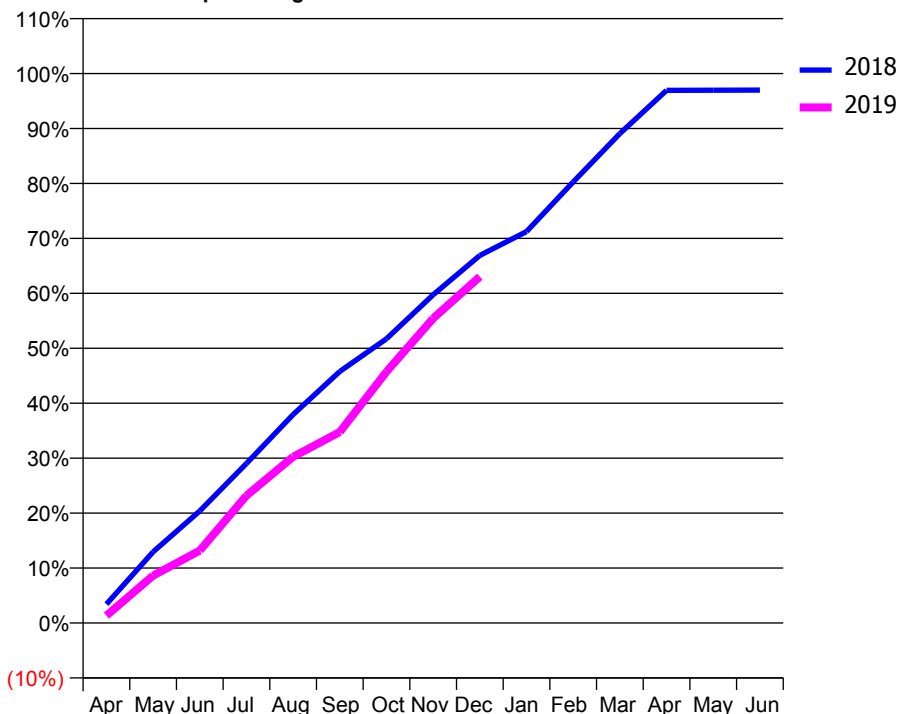
ACCESS*

Patients seen in 24 months	Total	Change since previous quarter
Quarter ending December 2017	3,763	
Quarter ending March 2018	3,705	↓
Quarter ending June 2018	3,661	↓
Quarter ending September 2018	3,552	↓
Quarter ending December 2018	3,502	↓
Variance since December 2017	(6.9%)	↓



ACTIVITY

Cumulative percentage of contracted UDA delivered 2018 & 2019



Month	Adjusted Scheduled Activity (UDA)	
	2018	2019
April	307	119
May	1,155	769
June	1,820	1,177
July	2,592	2,071
August	3,387	2,700
September	4,087	3,104
October	4,618	4,083
November	5,333	4,950
December	5,971	5,627
January	6,361	
February	7,166	
March	7,952	
April	8,654	
May	8,657	
June	8,659	

QUALITY

	Quantity	Base Number	Contract	AT	Region	England
% of FP17s for the same patient ID Re-attending within 3 months - Children	112	1,716	6.5%	10.7%	11.8%	11.8%
% of FP17s for the same patient ID Re-attending within 3 months - Adults	309	2,075	14.9%	15.9%	16.7%	15.6%
% of FP17s for the same patient ID Re-attending between 3 & 9 months - Children	1,096	1,716	63.9%	44.8%	48.6%	58.8%
% of FP17s for the same patient ID Re-attending between 3 & 9 months - Adults	1,106	2,075	53.3%	37.0%	39.1%	51.0%
% of FP17s for Band 1 Urgent Courses	245	2,815	8.7%	10.9%	10.6%	9.0%
% of FP17s Relating to Free Repair or Replacements	13	2,815	0.5%	0.5%	0.5%	0.8%
% of FP17s Relating to Continuations	13	2,815	0.5%	0.7%	0.7%	0.9%
% of Patients satisfied with the dentistry they have received	0	0	N/A	90.9%	90.2%	93.2%
% of Patients satisfied with the time they had to wait for an appointment	0	0	N/A	82.1%	85.0%	88.3%

* This is based on patients treated on this contract for their most recent course of treatment. Figures in italics indicate the base number of FP17s or Patient Questionnaire responses are less than 100. N/A is shown where the base number of responses is less than 10 during the period. % is calculated as Quantity/Base number*100

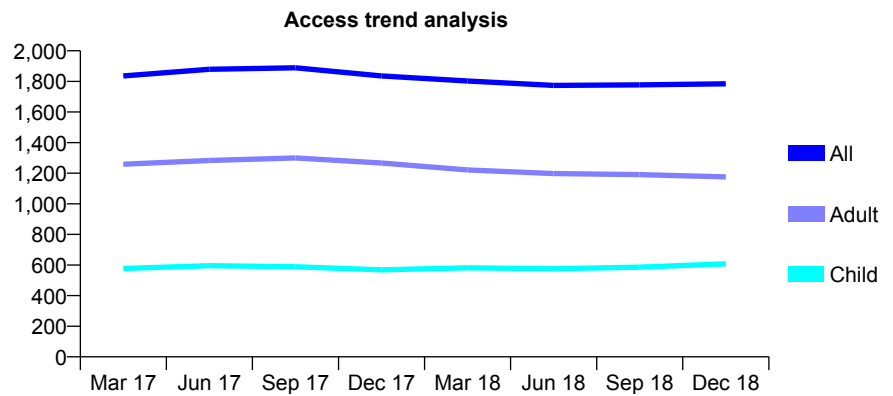
Q61 - Vital Signs At a Glance Contract Report for 574732/0001 - December 2018

Name or company name	MR B LILADHAR
Contract type name	GDS Contract
Purpose of contract	General and Orthodontic
Contract start date	01/04/2006
Contract end date	

18/19 Contracted general activity (UDA)	3,503
Carry forward general activity (UDA)	0
18/19 Contracted orthodontic activity (UOA)	315
Carry forward orthodontic activity (UOA)	0
Baseline contract value	£131,047.79

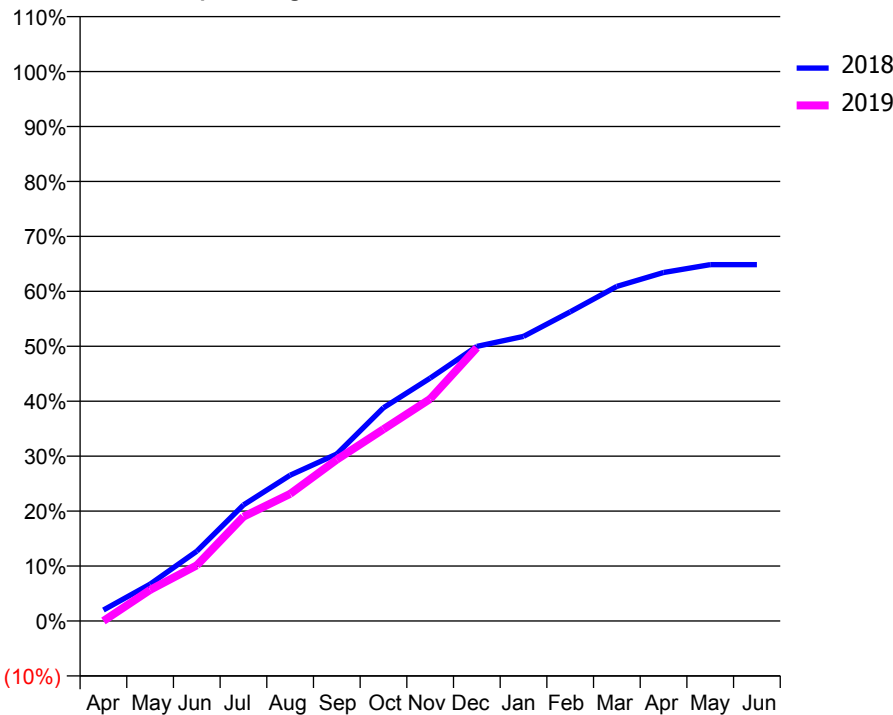
ACCESS*

Patients seen in 24 months	Total	Change since previous quarter
Quarter ending December 2017	1,836	
Quarter ending March 2018	1,803	↓
Quarter ending June 2018	1,774	↓
Quarter ending September 2018	1,777	→
Quarter ending December 2018	1,784	→
Variance since December 2017	(2.8%)	↓



ACTIVITY

Cumulative percentage of contracted UDA delivered 2018 & 2019



Month	Adjusted Scheduled Activity (UDA)	
	2018	2019
April	70	0
May	235	198
June	445	355
July	740	665
August	930	811
September	1,065	1,029
October	1,360	1,223
November	1,548	1,416
December	1,751	1,742
January	1,814	
February	1,971	
March	2,133	
April	2,222	
May	2,272	
June	2,272	

QUALITY

	Quantity	Base Number	Contract	AT	Region	England
% of FP17s for the same patient ID Re-attending within 3 months - Children	41	595	6.9%	10.7%	11.8%	11.8%
% of FP17s for the same patient ID Re-attending within 3 months - Adults	116	1,101	10.5%	15.9%	16.7%	15.6%
% of FP17s for the same patient ID Re-attending between 3 & 9 months - Children	281	595	47.2%	44.8%	48.6%	58.8%
% of FP17s for the same patient ID Re-attending between 3 & 9 months - Adults	525	1,101	47.7%	37.0%	39.1%	51.0%
% of FP17s for Band 1 Urgent Courses	65	877	7.4%	10.9%	10.6%	9.0%
% of FP17s Relating to Free Repair or Replacements	4	877	0.5%	0.5%	0.5%	0.8%
% of FP17s Relating to Continuations	4	877	0.5%	0.7%	0.7%	0.9%
% of Patients satisfied with the dentistry they have received	0	0	N/A	90.9%	90.2%	93.2%
% of Patients satisfied with the time they had to wait for an appointment	0	0	N/A	82.1%	85.0%	88.3%

* This is based on patients treated on this contract for their most recent course of treatment. Figures in italics indicate the base number of FP17s or Patient Questionnaire responses are less than 100. N/A is shown where the base number of responses is less than 10 during the period. % is calculated as Quantity/Base number*100

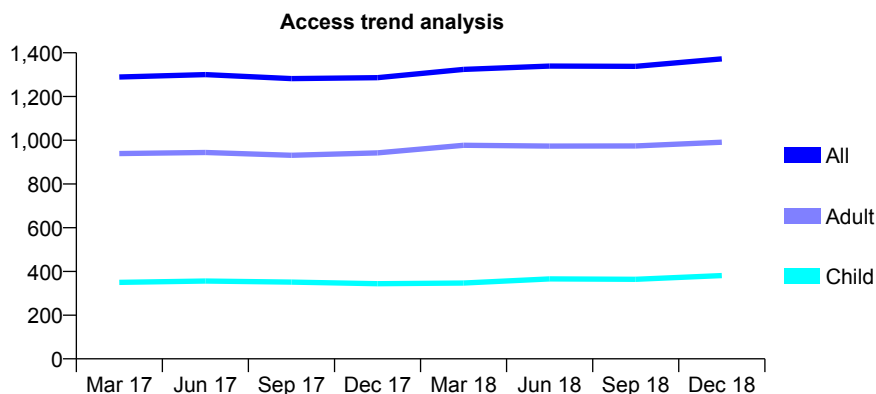
Q61 - Vital Signs At a Glance Contract Report for 576778/0001 - December 2018

Name or company name	MR AK FANG
Contract type name	GDS Contract
Purpose of contract	General
Contract start date	01/04/2006
Contract end date	

18/19 Contracted general activity (UDA)	4,368
Carry forward general activity (UDA)	100
18/19 Contracted orthodontic activity (UOA)	0
Carry forward orthodontic activity (UOA)	0
Baseline contract value	£123,520.71

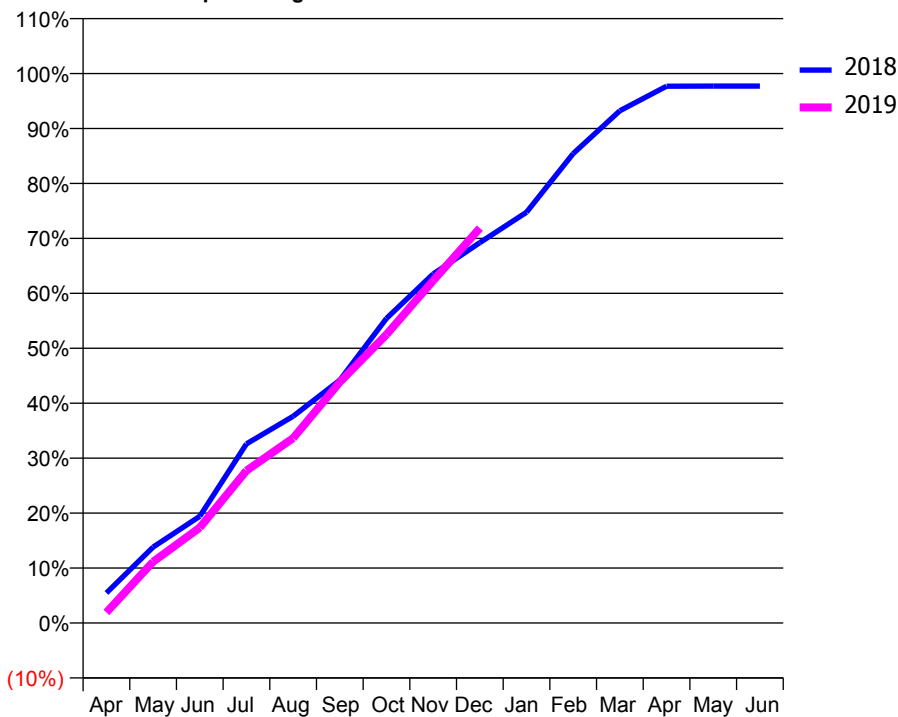
ACCESS*

Patients seen in 24 months	Total	Change since previous quarter
Quarter ending December 2017	1,286	
Quarter ending March 2018	1,324	↑
Quarter ending June 2018	1,339	→
Quarter ending September 2018	1,338	→
Quarter ending December 2018	1,372	↑
Variance since December 2017	6.7%	↑



ACTIVITY

Cumulative percentage of contracted UDA delivered 2018 & 2019



Month	Adjusted Scheduled Activity (UDA)	
	2018	2019
April	239	85
May	603	487
June	849	759
July	1,425	1,211
August	1,643	1,469
September	1,931	1,915
October	2,421	2,293
November	2,774	2,721
December	3,024	3,139
January	3,265	
February	3,731	
March	4,072	
April	4,267	
May	4,268	
June	4,268	

QUALITY

	Quantity	Base Number	Contract	AT	Region	England
% of FP17s for the same patient ID Re-attending within 3 months - Children	35	444	7.9%	10.7%	11.8%	11.8%
% of FP17s for the same patient ID Re-attending within 3 months - Adults	124	994	12.5%	15.9%	16.7%	15.6%
% of FP17s for the same patient ID Re-attending between 3 & 9 months - Children	281	444	63.3%	44.8%	48.6%	58.8%
% of FP17s for the same patient ID Re-attending between 3 & 9 months - Adults	559	994	56.2%	37.0%	39.1%	51.0%
% of FP17s for Band 1 Urgent Courses	126	1,374	9.2%	10.9%	10.6%	9.0%
% of FP17s Relating to Free Repair or Replacements	0	1,374	0.0%	0.5%	0.5%	0.8%
% of FP17s Relating to Continuations	0	1,374	0.0%	0.7%	0.7%	0.9%
% of Patients satisfied with the dentistry they have received	2	2	N/A	90.9%	90.2%	93.2%
% of Patients satisfied with the time they had to wait for an appointment	2	2	N/A	82.1%	85.0%	88.3%

* This is based on patients treated on this contract for their most recent course of treatment. Figures in italics indicate the base number of FP17s or Patient Questionnaire responses are less than 100. N/A is shown where the base number of responses is less than 10 during the period. % is calculated as Quantity/Base number*100

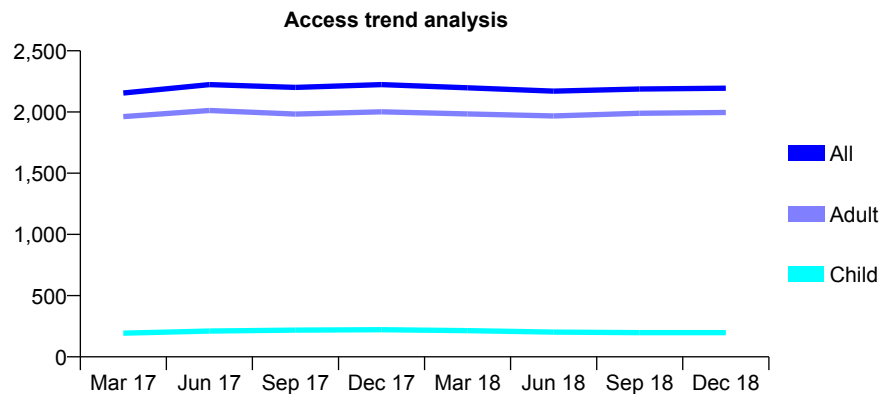
Q61 - Vital Signs At a Glance Contract Report for 577472/0001 - December 2018

Name or company name	MR NR SHUKLE
Contract type name	GDS Contract
Purpose of contract	General
Contract start date	01/04/2006
Contract end date	

18/19 Contracted general activity (UDA)	5,608
Carry forward general activity (UDA)	-112
18/19 Contracted orthodontic activity (UOA)	0
Carry forward orthodontic activity (UOA)	0
Baseline contract value	£143,195.03

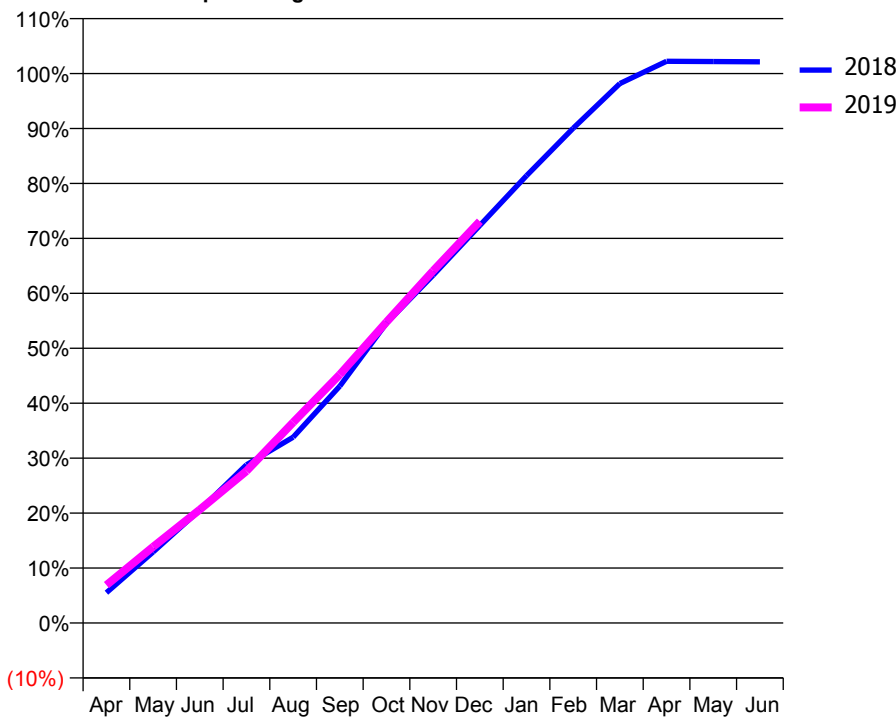
ACCESS*

Patients seen in 24 months	Total	Change since previous quarter
Quarter ending December 2017	2,224	
Quarter ending March 2018	2,198	↓
Quarter ending June 2018	2,170	↓
Quarter ending September 2018	2,188	→
Quarter ending December 2018	2,194	→
Variance since December 2017	(1.3%)	↓



ACTIVITY

Cumulative percentage of contracted UDA delivered 2018 & 2019



Month	Adjusted Scheduled Activity (UDA)	
	2018	2019
April	310	387
May	724	778
June	1,153	1,158
July	1,615	1,550
August	1,896	2,048
September	2,417	2,536
October	3,060	3,072
November	3,550	3,594
December	4,057	4,100
January	4,565	
February	5,049	
March	5,505	
April	5,733	
May	5,730	
June	5,727	

QUALITY

	Quantity	Base Number	Contract	AT	Region	England
% of FP17s for the same patient ID Re-attending within 3 months - Children	3	150	2.0%	10.7%	11.8%	11.8%
% of FP17s for the same patient ID Re-attending within 3 months - Adults	384	1,782	21.5%	15.9%	16.7%	15.6%
% of FP17s for the same patient ID Re-attending between 3 & 9 months - Children	60	150	40.0%	44.8%	48.6%	58.8%
% of FP17s for the same patient ID Re-attending between 3 & 9 months - Adults	581	1,782	32.6%	37.0%	39.1%	51.0%
% of FP17s for Band 1 Urgent Courses	168	1,574	10.7%	10.9%	10.6%	9.0%
% of FP17s Relating to Free Repair or Replacements	30	1,574	1.9%	0.5%	0.5%	0.8%
% of FP17s Relating to Continuations	19	1,574	1.2%	0.7%	0.7%	0.9%
% of Patients satisfied with the dentistry they have received	0	0	N/A	90.9%	90.2%	93.2%
% of Patients satisfied with the time they had to wait for an appointment	0	0	N/A	82.1%	85.0%	88.3%

* This is based on patients treated on this contract for their most recent course of treatment. Figures in italics indicate the base number of FP17s or Patient Questionnaire responses are less than 100. N/A is shown where the base number of responses is less than 10 during the period. % is calculated as Quantity/Base number*100

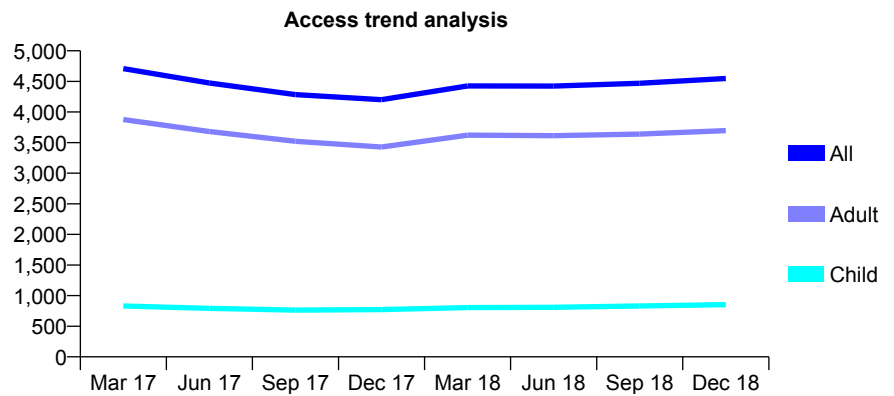
Q61 - Vital Signs At a Glance Contract Report for 577537/0001 - December 2018

Name or company name	The Grove Dental Care Limited
Contract type name	GDS Contract
Purpose of contract	General
Contract start date	01/04/2006
Contract end date	

18/19 Contracted general activity (UDA)	13,265
Carry forward general activity (UDA)	492
18/19 Contracted orthodontic activity (UOA)	0
Carry forward orthodontic activity (UOA)	0
Baseline contract value	£444,060.53

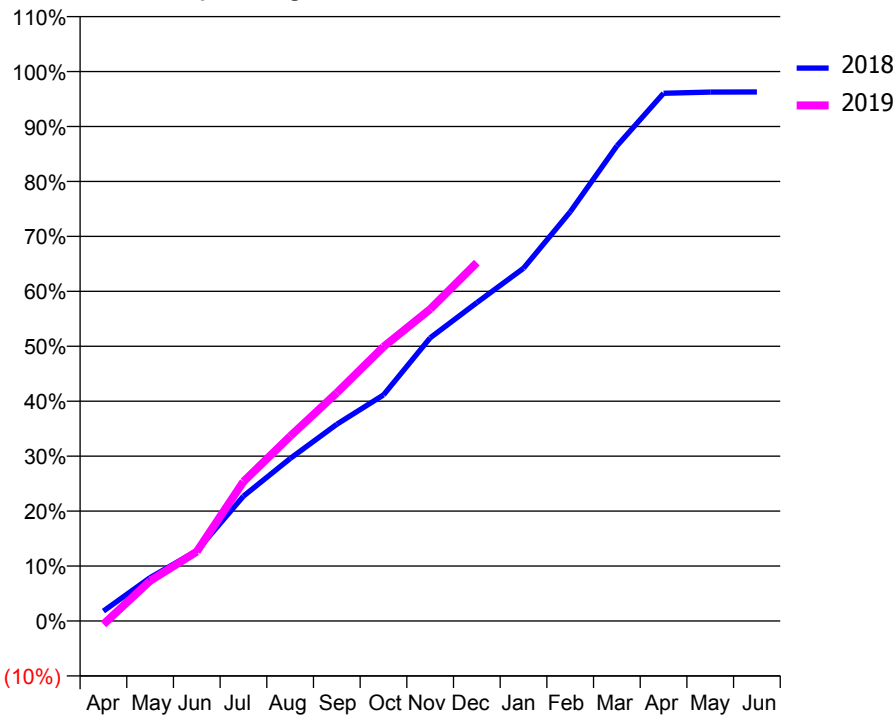
ACCESS*

Patients seen in 24 months	Total	Change since previous quarter
Quarter ending December 2017	4,201	
Quarter ending March 2018	4,427	↑
Quarter ending June 2018	4,423	→
Quarter ending September 2018	4,470	→
Quarter ending December 2018	4,549	→
Variance since December 2017	8.3%	↑



ACTIVITY

Cumulative percentage of contracted UDA delivered 2018 & 2019



Month	Adjusted Scheduled Activity (UDA)	
	2018	2019
April	239	-83
May	1,047	970
June	1,693	1,674
July	3,014	3,367
August	3,923	4,458
September	4,748	5,510
October	5,457	6,619
November	6,836	7,529
December	7,686	8,650
January	8,517	
February	9,877	
March	11,467	
April	12,741	
May	12,767	
June	12,773	

QUALITY

	Quantity	Base Number	Contract	AT	Region	England
% of FP17s for the same patient ID Re-attending within 3 months - Children	96	903	10.6%	10.7%	11.8%	11.8%
% of FP17s for the same patient ID Re-attending within 3 months - Adults	723	3,465	20.9%	15.9%	16.7%	15.6%
% of FP17s for the same patient ID Re-attending between 3 & 9 months - Children	423	903	46.8%	44.8%	48.6%	58.8%
% of FP17s for the same patient ID Re-attending between 3 & 9 months - Adults	1,339	3,465	38.6%	37.0%	39.1%	51.0%
% of FP17s for Band 1 Urgent Courses	533	3,975	13.4%	10.9%	10.6%	9.0%
% of FP17s Relating to Free Repair or Replacements	63	3,975	1.6%	0.5%	0.5%	0.8%
% of FP17s Relating to Continuations	87	3,975	2.2%	0.7%	0.7%	0.9%
% of Patients satisfied with the dentistry they have received	1	2	N/A	90.9%	90.2%	93.2%
% of Patients satisfied with the time they had to wait for an appointment	2	2	N/A	82.1%	85.0%	88.3%

* This is based on patients treated on this contract for their most recent course of treatment. Figures in italics indicate the base number of FP17s or Patient Questionnaire responses are less than 100. N/A is shown where the base number of responses is less than 10 during the period. % is calculated as Quantity/Base number*100

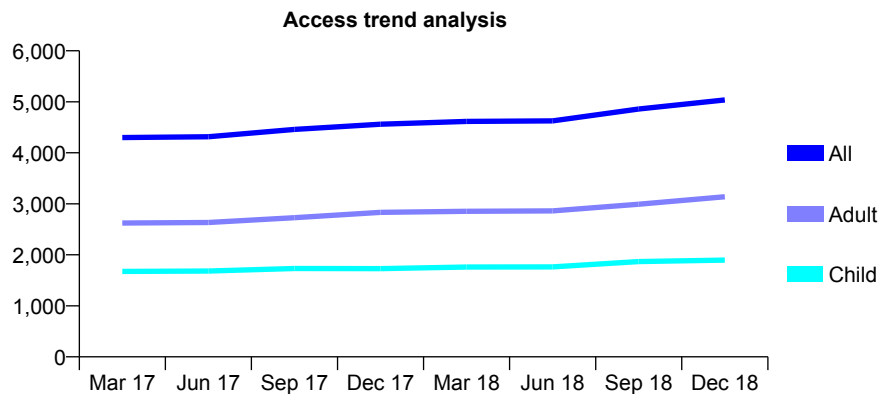
Q61 - Vital Signs At a Glance Contract Report for 578738/0001 - December 2018

Name or company name	MR OF ABBAS
Contract type name	GDS Contract
Purpose of contract	General
Contract start date	01/04/2006
Contract end date	

18/19 Contracted general activity (UDA)	14,007
Carry forward general activity (UDA)	0
18/19 Contracted orthodontic activity (UOA)	0
Carry forward orthodontic activity (UOA)	0
Baseline contract value	£372,909.88

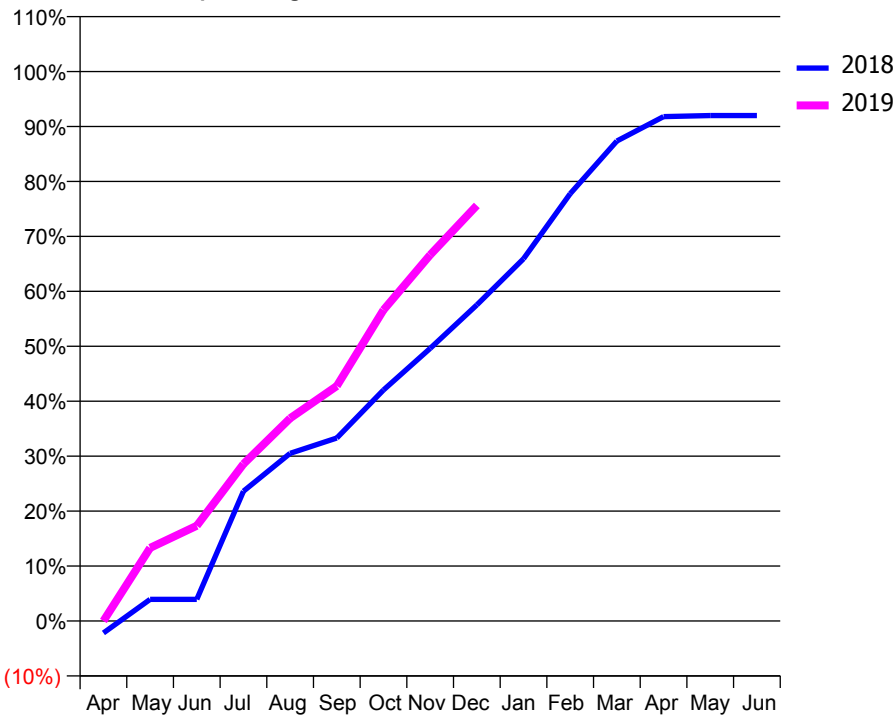
ACCESS*

Patients seen in 24 months	Total	Change since previous quarter
Quarter ending December 2017	4,562	
Quarter ending March 2018	4,616	→
Quarter ending June 2018	4,626	→
Quarter ending September 2018	4,860	↑
Quarter ending December 2018	5,036	↑
Variance since December 2017	10.4%	↑



ACTIVITY

Cumulative percentage of contracted UDA delivered 2018 & 2019



Month	Adjusted Scheduled Activity (UDA)	
	2018	2019
April	-308	0
May	552	1,863
June	552	2,429
July	3,310	4,004
August	4,273	5,167
September	4,667	5,990
October	5,890	7,928
November	6,949	9,332
December	8,057	10,592
January	9,234	
February	10,893	
March	12,235	
April	12,856	
May	12,885	
June	12,885	

QUALITY

	Quantity	Base Number	Contract	AT	Region	England
% of FP17s for the same patient ID Re-attending within 3 months - Children	141	1,888	7.5%	10.7%	11.8%	11.8%
% of FP17s for the same patient ID Re-attending within 3 months - Adults	357	2,500	14.3%	15.9%	16.7%	15.6%
% of FP17s for the same patient ID Re-attending between 3 & 9 months - Children	872	1,888	46.2%	44.8%	48.6%	58.8%
% of FP17s for the same patient ID Re-attending between 3 & 9 months - Adults	811	2,500	32.4%	37.0%	39.1%	51.0%
% of FP17s for Band 1 Urgent Courses	338	4,141	8.2%	10.9%	10.6%	9.0%
% of FP17s Relating to Free Repair or Replacements	17	4,141	0.4%	0.5%	0.5%	0.8%
% of FP17s Relating to Continuations	12	4,141	0.3%	0.7%	0.7%	0.9%
% of Patients satisfied with the dentistry they have received	1	1	N/A	90.9%	90.2%	93.2%
% of Patients satisfied with the time they had to wait for an appointment	1	1	N/A	82.1%	85.0%	88.3%

* This is based on patients treated on this contract for their most recent course of treatment. Figures in italics indicate the base number of FP17s or Patient Questionnaire responses are less than 100. N/A is shown where the base number of responses is less than 10 during the period. % is calculated as Quantity/Base number*100

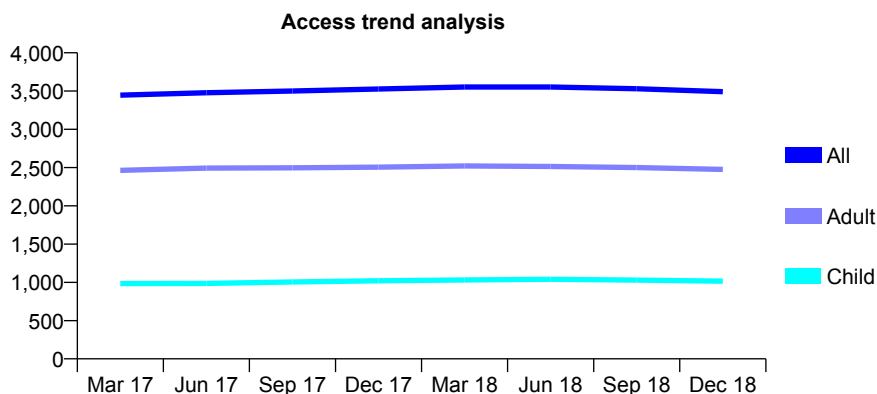
Q61 - Vital Signs At a Glance Contract Report for 578991/0001 - December 2018

Name or company name	MR TS DEO
Contract type name	GDS Contract
Purpose of contract	General
Contract start date	01/04/2006
Contract end date	

18/19 Contracted general activity (UDA)	10,649
Carry forward general activity (UDA)	-177
18/19 Contracted orthodontic activity (UOA)	0
Carry forward orthodontic activity (UOA)	0
Baseline contract value	£357,341.75

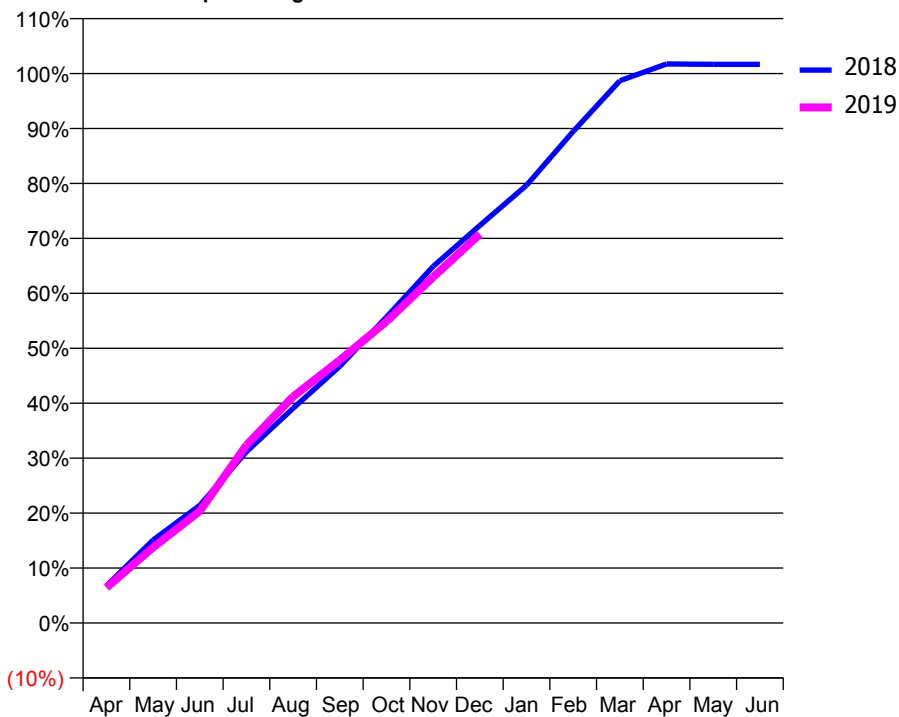
ACCESS*

Patients seen in 24 months	Total	Change since previous quarter
Quarter ending December 2017	3,526	
Quarter ending March 2018	3,553	→
Quarter ending June 2018	3,553	→
Quarter ending September 2018	3,530	→
Quarter ending December 2018	3,492	↓
Variance since December 2017	(1.0%)	→



ACTIVITY

Cumulative percentage of contracted UDA delivered 2018 & 2019



Month	Adjusted Scheduled Activity (UDA)	
	2018	2019
April	723	685
May	1,609	1,466
June	2,280	2,171
July	3,319	3,448
August	4,162	4,389
September	4,976	5,095
October	5,929	5,844
November	6,912	6,703
December	7,704	7,536
January	8,483	
February	9,526	
March	10,510	
April	10,834	
May	10,826	
June	10,826	

QUALITY

	Quantity	Base Number	Contract	AT	Region	England
% of FP17s for the same patient ID Re-attending within 3 months - Children	77	1,053	7.3%	10.7%	11.8%	11.8%
% of FP17s for the same patient ID Re-attending within 3 months - Adults	261	2,046	12.8%	15.9%	16.7%	15.6%
% of FP17s for the same patient ID Re-attending between 3 & 9 months - Children	604	1,053	57.4%	44.8%	48.6%	58.8%
% of FP17s for the same patient ID Re-attending between 3 & 9 months - Adults	996	2,046	48.7%	37.0%	39.1%	51.0%
% of FP17s for Band 1 Urgent Courses	259	2,978	8.7%	10.9%	10.6%	9.0%
% of FP17s Relating to Free Repair or Replacements	10	2,978	0.3%	0.5%	0.5%	0.8%
% of FP17s Relating to Continuations	6	2,978	0.2%	0.7%	0.7%	0.9%
% of Patients satisfied with the dentistry they have received	1	1	N/A	90.9%	90.2%	93.2%
% of Patients satisfied with the time they had to wait for an appointment	1	1	N/A	82.1%	85.0%	88.3%

* This is based on patients treated on this contract for their most recent course of treatment. Figures in italics indicate the base number of FP17s or Patient Questionnaire responses are less than 100. N/A is shown where the base number of responses is less than 10 during the period. % is calculated as Quantity/Base number*100

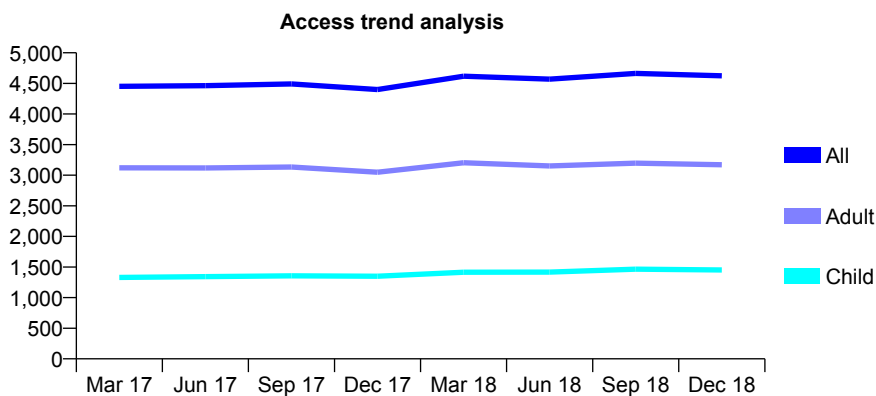
Q61 - Vital Signs At a Glance Contract Report for 607703/0001 - December 2018

Name or company name	MR R PATEL
Contract type name	GDS Contract
Purpose of contract	General
Contract start date	01/08/2013
Contract end date	

18/19 Contracted general activity (UDA)	9,343
Carry forward general activity (UDA)	-187
18/19 Contracted orthodontic activity (UOA)	0
Carry forward orthodontic activity (UOA)	0
Baseline contract value	£239,578.82

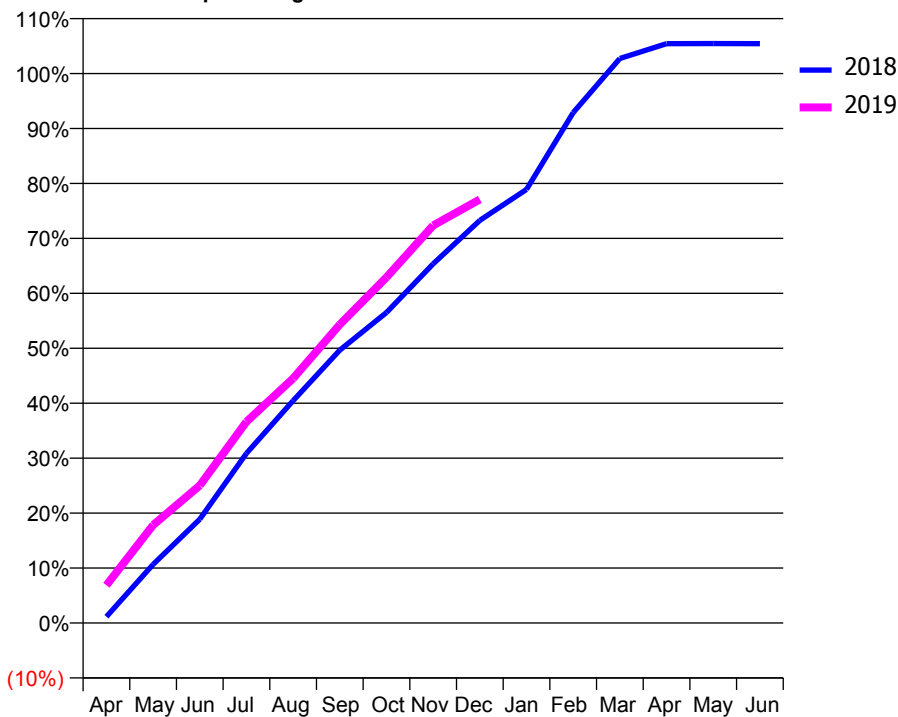
ACCESS*

Patients seen in 24 months	Total	Change since previous quarter
Quarter ending December 2017	4,399	
Quarter ending March 2018	4,617	↑
Quarter ending June 2018	4,569	↓
Quarter ending September 2018	4,664	↑
Quarter ending December 2018	4,624	→
Variance since December 2017	5.1%	↑



ACTIVITY

Cumulative percentage of contracted UDA delivered 2018 & 2019



Month	Adjusted Scheduled Activity (UDA)	
	2018	2019
April	108	642
May	996	1,665
June	1,766	2,339
July	2,884	3,422
August	3,782	4,159
September	4,640	5,075
October	5,279	5,878
November	6,106	6,760
December	6,846	7,201
January	7,372	
February	8,679	
March	9,598	
April	9,849	
May	9,852	
June	9,851	

QUALITY

	Quantity	Base Number	Contract	AT	Region	England
% of FP17s for the same patient ID Re-attending within 3 months - Children	129	1,421	9.1%	10.7%	11.8%	11.8%
% of FP17s for the same patient ID Re-attending within 3 months - Adults	332	2,309	14.4%	15.9%	16.7%	15.6%
% of FP17s for the same patient ID Re-attending between 3 & 9 months - Children	768	1,421	54.0%	44.8%	48.6%	58.8%
% of FP17s for the same patient ID Re-attending between 3 & 9 months - Adults	858	2,309	37.2%	37.0%	39.1%	51.0%
% of FP17s for Band 1 Urgent Courses	361	3,599	10.0%	10.9%	10.6%	9.0%
% of FP17s Relating to Free Repair or Replacements	27	3,599	0.8%	0.5%	0.5%	0.8%
% of FP17s Relating to Continuations	13	3,599	0.4%	0.7%	0.7%	0.9%
% of Patients satisfied with the dentistry they have received	3	3	N/A	90.9%	90.2%	93.2%
% of Patients satisfied with the time they had to wait for an appointment	0	3	N/A	82.1%	85.0%	88.3%

* This is based on patients treated on this contract for their most recent course of treatment. Figures in italics indicate the base number of FP17s or Patient Questionnaire responses are less than 100. N/A is shown where the base number of responses is less than 10 during the period. % is calculated as Quantity/Base number*100

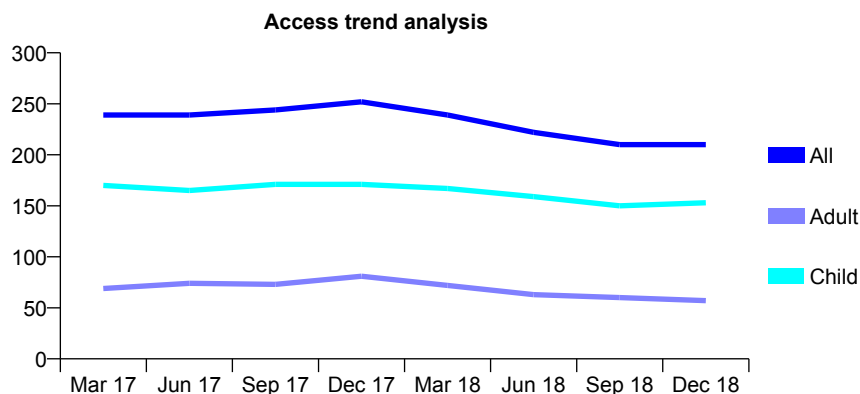
Q61 - Vital Signs At a Glance Contract Report for 629839/0001 - December 2018

Name or company name	MRS AJ SHAUL
Contract type name	GDS Contract
Purpose of contract	General
Contract start date	01/04/2006
Contract end date	

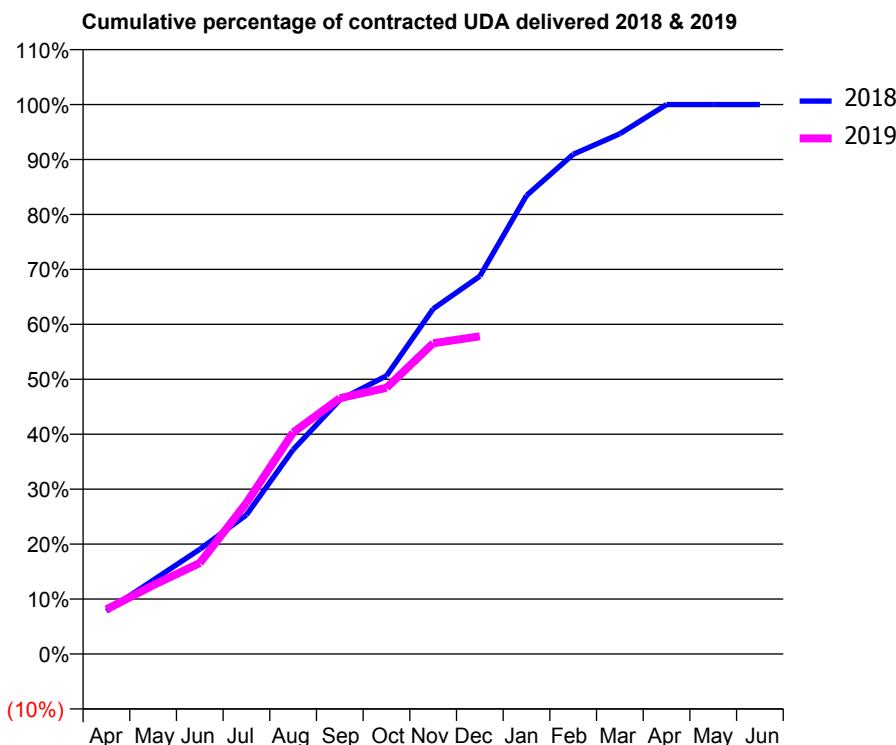
18/19 Contracted general activity (UDA)	320
Carry forward general activity (UDA)	0
18/19 Contracted orthodontic activity (UOA)	0
Carry forward orthodontic activity (UOA)	0
Baseline contract value	£8,966.09

ACCESS*

Patients seen in 24 months	Total	Change since previous quarter
Quarter ending December 2017	252	
Quarter ending March 2018	239	↓
Quarter ending June 2018	222	↓
Quarter ending September 2018	210	↓
Quarter ending December 2018	210	→
Variance since December 2017	(16.7%)	↓



ACTIVITY



Month	Adjusted Scheduled Activity (UDA)	
	2018	2019
April	25	26
May	43	40
June	61	53
July	81	88
August	119	129
September	148	149
October	162	155
November	201	181
December	220	185
January	267	
February	291	
March	303	
April	320	
May	320	
June	320	

QUALITY

	Quantity	Base Number	Contract	AT	Region	England
% of FP17s for the same patient ID Re-attending within 3 months - Children	4	144	2.8%	10.7%	11.8%	11.8%
% of FP17s for the same patient ID Re-attending within 3 months - Adults	1	22	4.5%	15.9%	16.7%	15.6%
% of FP17s for the same patient ID Re-attending between 3 & 9 months - Children	101	144	70.1%	44.8%	48.6%	58.8%
% of FP17s for the same patient ID Re-attending between 3 & 9 months - Adults	9	22	40.9%	37.0%	39.1%	51.0%
% of FP17s for Band 1 Urgent Courses	0	156	0.0%	10.9%	10.6%	9.0%
% of FP17s Relating to Free Repair or Replacements	0	156	0.0%	0.5%	0.5%	0.8%
% of FP17s Relating to Continuations	0	156	0.0%	0.7%	0.7%	0.9%
% of Patients satisfied with the dentistry they have received	0	0	N/A	90.9%	90.2%	93.2%
% of Patients satisfied with the time they had to wait for an appointment	0	0	N/A	82.1%	85.0%	88.3%

* This is based on patients treated on this contract for their most recent course of treatment. Figures in italics indicate the base number of FP17s or Patient Questionnaire responses are less than 100. N/A is shown where the base number of responses is less than 10 during the period. % is calculated as Quantity/Base number*100

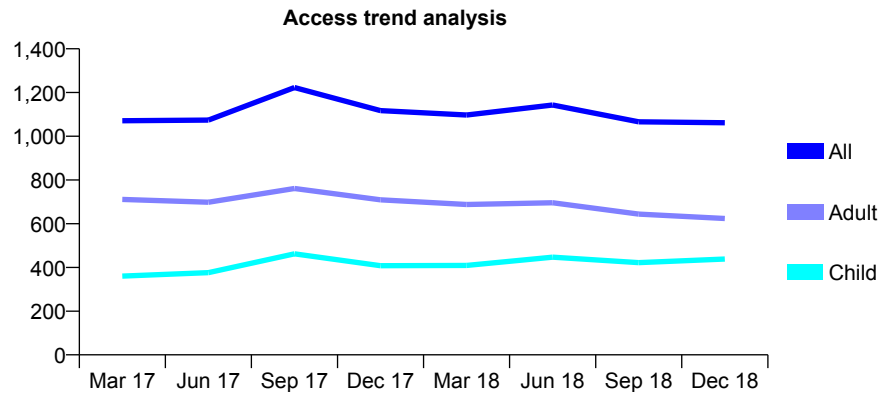
Q61 - Vital Signs At a Glance Contract Report for 630195/0001 - December 2018

Name or company name	Mr Ajay Joshi and Mr Karn Kapil
Contract type name	GDS Contract
Purpose of contract	General
Contract start date	01/04/2006
Contract end date	

18/19 Contracted general activity (UDA)	3,341
Carry forward general activity (UDA)	-67
18/19 Contracted orthodontic activity (UOA)	0
Carry forward orthodontic activity (UOA)	0
Baseline contract value	£130,974.86

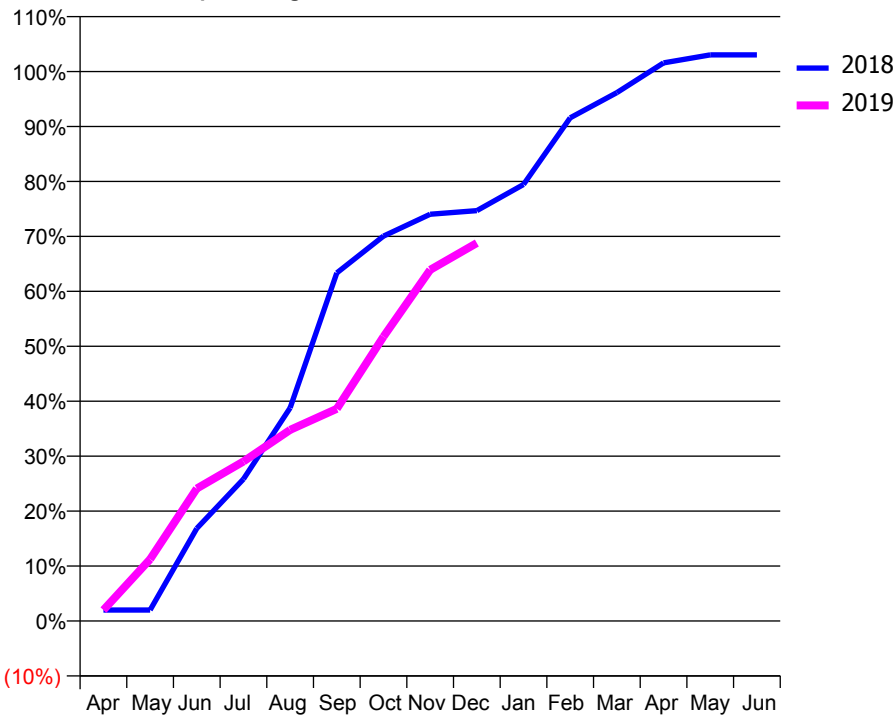
ACCESS*

Patients seen in 24 months	Total	Change since previous quarter
Quarter ending December 2017	1,117	
Quarter ending March 2018	1,097	↓
Quarter ending June 2018	1,143	↑
Quarter ending September 2018	1,066	↓
Quarter ending December 2018	1,062	→
Variance since December 2017	(4.9%)	↓



ACTIVITY

Cumulative percentage of contracted UDA delivered 2018 & 2019



Month	Adjusted Scheduled Activity (UDA)	
	2018	2019
April	67	67
May	67	376
June	563	806
July	863	970
August	1,296	1,162
September	2,117	1,290
October	2,340	1,729
November	2,473	2,135
December	2,495	2,298
January	2,654	
February	3,059	
March	3,213	
April	3,393	
May	3,442	
June	3,442	

QUALITY

	Quantity	Base Number	Contract	AT	Region	England
% of FP17s for the same patient ID Re-attending within 3 months - Children	9	344	2.6%	10.7%	11.8%	11.8%
% of FP17s for the same patient ID Re-attending within 3 months - Adults	32	478	6.7%	15.9%	16.7%	15.6%
% of FP17s for the same patient ID Re-attending between 3 & 9 months - Children	31	344	9.0%	44.8%	48.6%	58.8%
% of FP17s for the same patient ID Re-attending between 3 & 9 months - Adults	62	478	13.0%	37.0%	39.1%	51.0%
% of FP17s for Band 1 Urgent Courses	103	723	14.2%	10.9%	10.6%	9.0%
% of FP17s Relating to Free Repair or Replacements	0	723	0.0%	0.5%	0.5%	0.8%
% of FP17s Relating to Continuations	1	723	0.1%	0.7%	0.7%	0.9%
% of Patients satisfied with the dentistry they have received	0	0	N/A	90.9%	90.2%	93.2%
% of Patients satisfied with the time they had to wait for an appointment	0	0	N/A	82.1%	85.0%	88.3%

* This is based on patients treated on this contract for their most recent course of treatment. Figures in italics indicate the base number of FP17s or Patient Questionnaire responses are less than 100. N/A is shown where the base number of responses is less than 10 during the period. % is calculated as Quantity/Base number*100

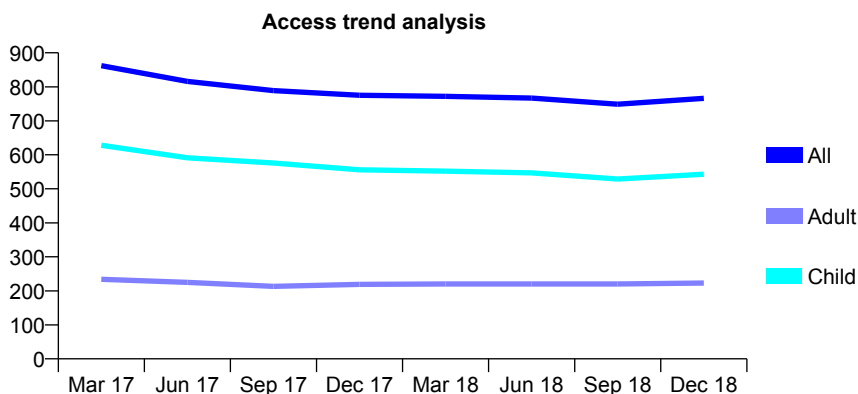
Q61 - Vital Signs At a Glance Contract Report for 642576/0001 - December 2018

Name or company name	MR CA HAWKES
Contract type name	GDS Contract
Purpose of contract	General
Contract start date	01/04/2006
Contract end date	

18/19 Contracted general activity (UDA)	1,200
Carry forward general activity (UDA)	-24
18/19 Contracted orthodontic activity (UOA)	0
Carry forward orthodontic activity (UOA)	0
Baseline contract value	£28,831.20

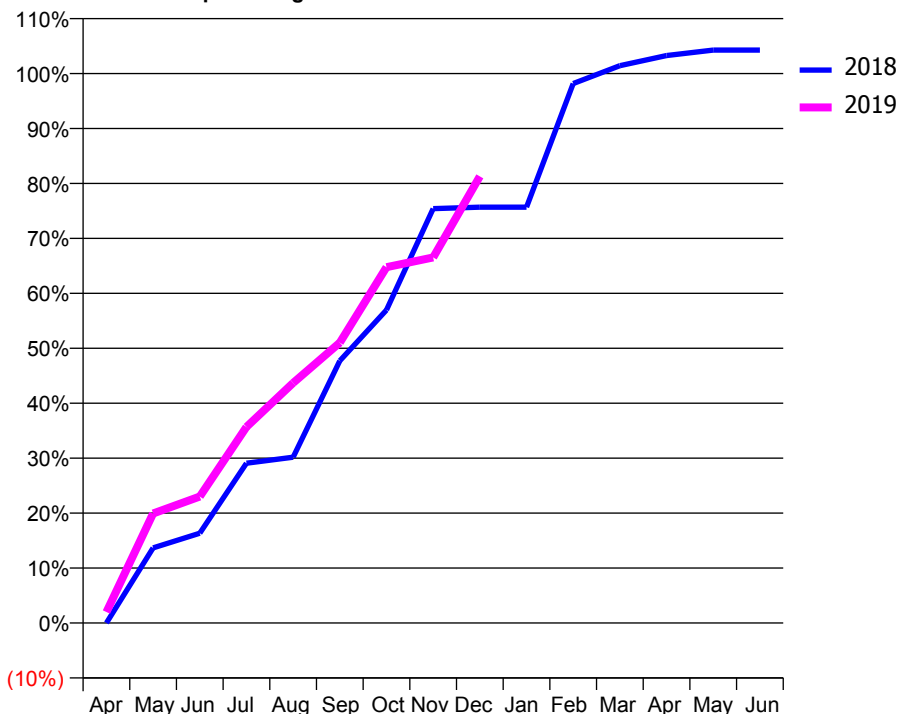
ACCESS*

Patients seen in 24 months	Total	Change since previous quarter
Quarter ending December 2017	775	
Quarter ending March 2018	772	→
Quarter ending June 2018	767	→
Quarter ending September 2018	749	↓
Quarter ending December 2018	766	↑
Variance since December 2017	(1.2%)	↓



ACTIVITY

Cumulative percentage of contracted UDA delivered 2018 & 2019



Adjusted Scheduled Activity (UDA)		
Month	2018	2019
April	0	24
May	164	239
June	196	276
July	349	428
August	362	524
September	573	612
October	684	777
November	905	798
December	908	975
January	908	
February	1,178	
March	1,217	
April	1,239	
May	1,251	
June	1,251	

QUALITY

	Quantity	Base Number	Contract	AT	Region	England
% of FP17s for the same patient ID Re-attending within 3 months - Children	25	451	5.5%	10.7%	11.8%	11.8%
% of FP17s for the same patient ID Re-attending within 3 months - Adults	11	109	10.1%	15.9%	16.7%	15.6%
% of FP17s for the same patient ID Re-attending between 3 & 9 months - Children	183	451	40.6%	44.8%	48.6%	58.8%
% of FP17s for the same patient ID Re-attending between 3 & 9 months - Adults	23	109	21.1%	37.0%	39.1%	51.0%
% of FP17s for Band 1 Urgent Courses	2	541	0.4%	10.9%	10.6%	9.0%
% of FP17s Relating to Free Repair or Replacements	0	541	0.0%	0.5%	0.5%	0.8%
% of FP17s Relating to Continuations	0	541	0.0%	0.7%	0.7%	0.9%
% of Patients satisfied with the dentistry they have received	0	0	N/A	90.9%	90.2%	93.2%
% of Patients satisfied with the time they had to wait for an appointment	0	0	N/A	82.1%	85.0%	88.3%

* This is based on patients treated on this contract for their most recent course of treatment. Figures in italics indicate the base number of FP17s or Patient Questionnaire responses are less than 100. N/A is shown where the base number of responses is less than 10 during the period. % is calculated as Quantity/Base number*100

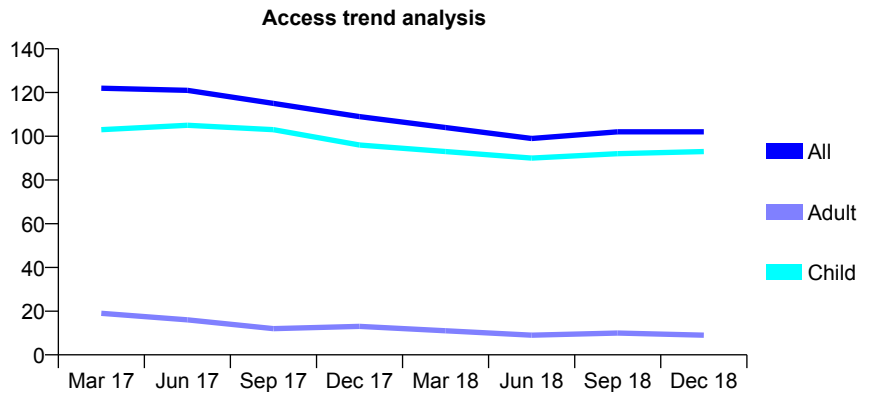
Q61 - Vital Signs At a Glance Contract Report for 643025/0001 - December 2018

Name or company name	MR PC VASWANI
Contract type name	GDS Contract
Purpose of contract	General
Contract start date	01/04/2006
Contract end date	

18/19 Contracted general activity (UDA)	260
Carry forward general activity (UDA)	0
18/19 Contracted orthodontic activity (UOA)	0
Carry forward orthodontic activity (UOA)	0
Baseline contract value	£5,987.88

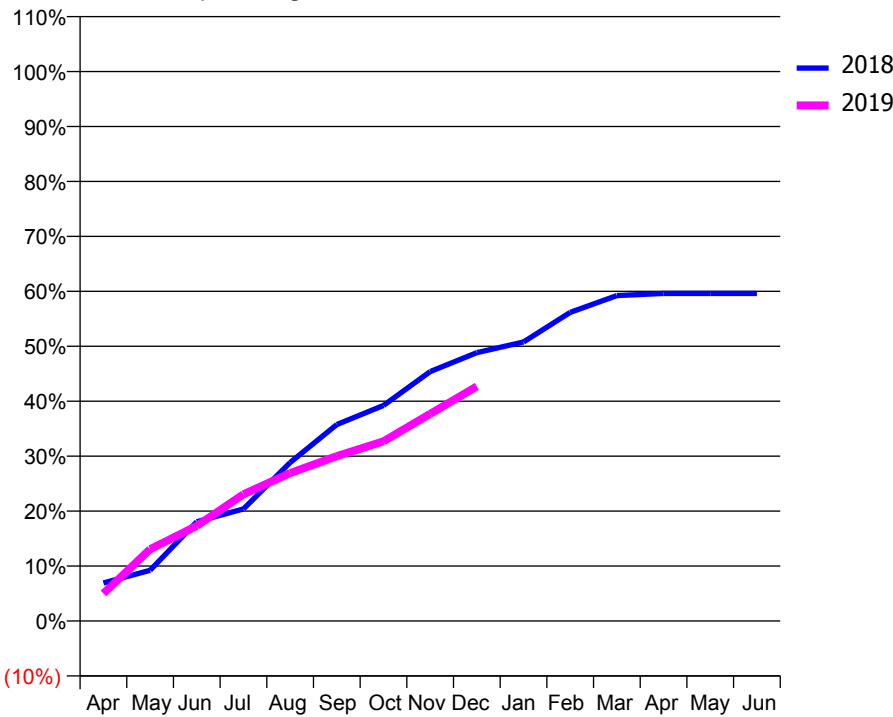
ACCESS*

Patients seen in 24 months	Total	Change since previous quarter
Quarter ending December 2017	109	
Quarter ending March 2018	104	↓
Quarter ending June 2018	99	↓
Quarter ending September 2018	102	↑
Quarter ending December 2018	102	→
Variance since December 2017	(6.4%)	↓



ACTIVITY

Cumulative percentage of contracted UDA delivered 2018 & 2019



Month	Adjusted Scheduled Activity (UDA)	
	2018	2019
April	18	13
May	24	34
June	47	45
July	53	60
August	75	70
September	93	78
October	102	85
November	118	98
December	127	111
January	132	
February	146	
March	154	
April	155	
May	155	
June	155	

QUALITY

	Quantity	Base Number	Contract	AT	Region	England
% of FP17s for the same patient ID Re-attending within 3 months - Children	5	83	6.0%	10.7%	11.8%	11.8%
% of FP17s for the same patient ID Re-attending within 3 months - Adults	0	1	0.0%	15.9%	16.7%	15.6%
% of FP17s for the same patient ID Re-attending between 3 & 9 months - Children	25	83	30.1%	44.8%	48.6%	58.8%
% of FP17s for the same patient ID Re-attending between 3 & 9 months - Adults	1	1	100.0%	37.0%	39.1%	51.0%
% of FP17s for Band 1 Urgent Courses	0	83	0.0%	10.9%	10.6%	9.0%
% of FP17s Relating to Free Repair or Replacements	0	83	0.0%	0.5%	0.5%	0.8%
% of FP17s Relating to Continuations	0	83	0.0%	0.7%	0.7%	0.9%
% of Patients satisfied with the dentistry they have received	0	0	N/A	90.9%	90.2%	93.2%
% of Patients satisfied with the time they had to wait for an appointment	0	0	N/A	82.1%	85.0%	88.3%

* This is based on patients treated on this contract for their most recent course of treatment. Figures in italics indicate the base number of FP17s or Patient Questionnaire responses are less than 100. N/A is shown where the base number of responses is less than 10 during the period. % is calculated as Quantity/Base number*100

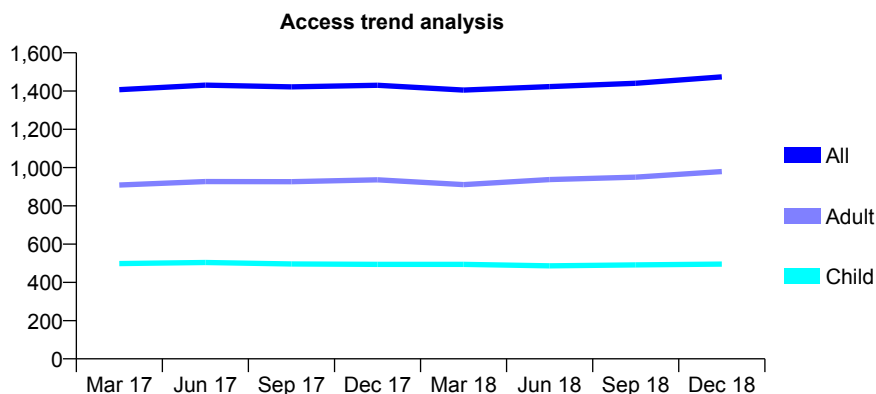
Q61 - Vital Signs At a Glance Contract Report for 643513/0001 - December 2018

Name or company name	MR JB RAVAL
Contract type name	GDS Contract
Purpose of contract	General
Contract start date	01/04/2006
Contract end date	

18/19 Contracted general activity (UDA)	6,014
Carry forward general activity (UDA)	-120
18/19 Contracted orthodontic activity (UOA)	0
Carry forward orthodontic activity (UOA)	0
Baseline contract value	£193,932.31

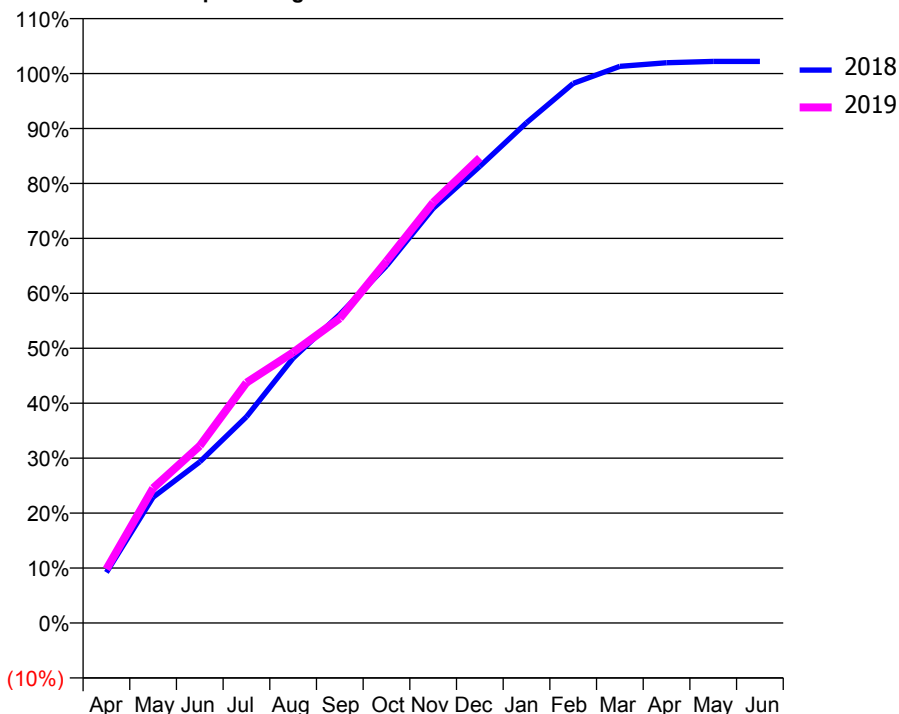
ACCESS*

Patients seen in 24 months	Total	Change since previous quarter
Quarter ending December 2017	1,430	
Quarter ending March 2018	1,405	↓
Quarter ending June 2018	1,423	→
Quarter ending September 2018	1,441	→
Quarter ending December 2018	1,474	↑
Variance since December 2017	3.1%	↑



ACTIVITY

Cumulative percentage of contracted UDA delivered 2018 & 2019



Month	Adjusted Scheduled Activity (UDA)	
	2018	2019
April	553	591
May	1,376	1,476
June	1,764	1,939
July	2,258	2,631
August	2,900	2,961
September	3,378	3,334
October	3,908	3,959
November	4,539	4,603
December	4,997	5,092
January	5,475	
February	5,905	
March	6,092	
April	6,131	
May	6,146	
June	6,146	

QUALITY

	Quantity	Base Number	Contract	AT	Region	England
% of FP17s for the same patient ID Re-attending within 3 months - Children	14	479	2.9%	10.7%	11.8%	11.8%
% of FP17s for the same patient ID Re-attending within 3 months - Adults	27	946	2.9%	15.9%	16.7%	15.6%
% of FP17s for the same patient ID Re-attending between 3 & 9 months - Children	237	479	49.5%	44.8%	48.6%	58.8%
% of FP17s for the same patient ID Re-attending between 3 & 9 months - Adults	440	946	46.5%	37.0%	39.1%	51.0%
% of FP17s for Band 1 Urgent Courses	93	1,389	6.7%	10.9%	10.6%	9.0%
% of FP17s Relating to Free Repair or Replacements	1	1,389	0.1%	0.5%	0.5%	0.8%
% of FP17s Relating to Continuations	0	1,389	0.0%	0.7%	0.7%	0.9%
% of Patients satisfied with the dentistry they have received	1	1	N/A	90.9%	90.2%	93.2%
% of Patients satisfied with the time they had to wait for an appointment	1	1	N/A	82.1%	85.0%	88.3%

* This is based on patients treated on this contract for their most recent course of treatment. Figures in italics indicate the base number of FP17s or Patient Questionnaire responses are less than 100. N/A is shown where the base number of responses is less than 10 during the period. % is calculated as Quantity/Base number*100

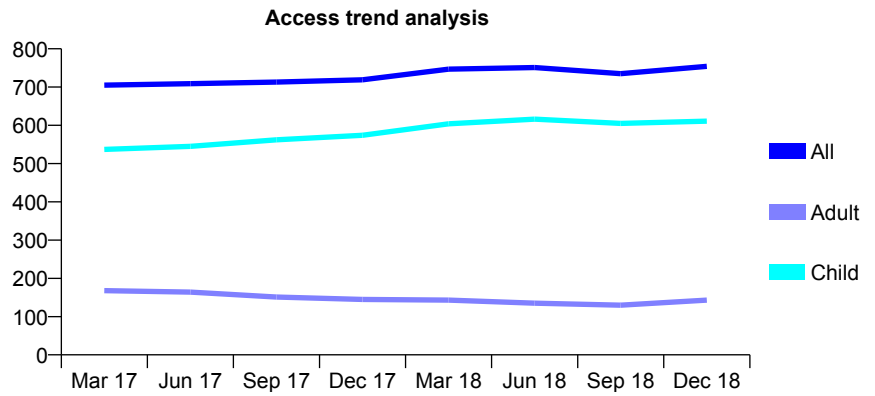
Q61 - Vital Signs At a Glance Contract Report for 644889/0001 - December 2018

Name or company name	MR C RISOLI
Contract type name	GDS Contract
Purpose of contract	General
Contract start date	01/04/2006
Contract end date	

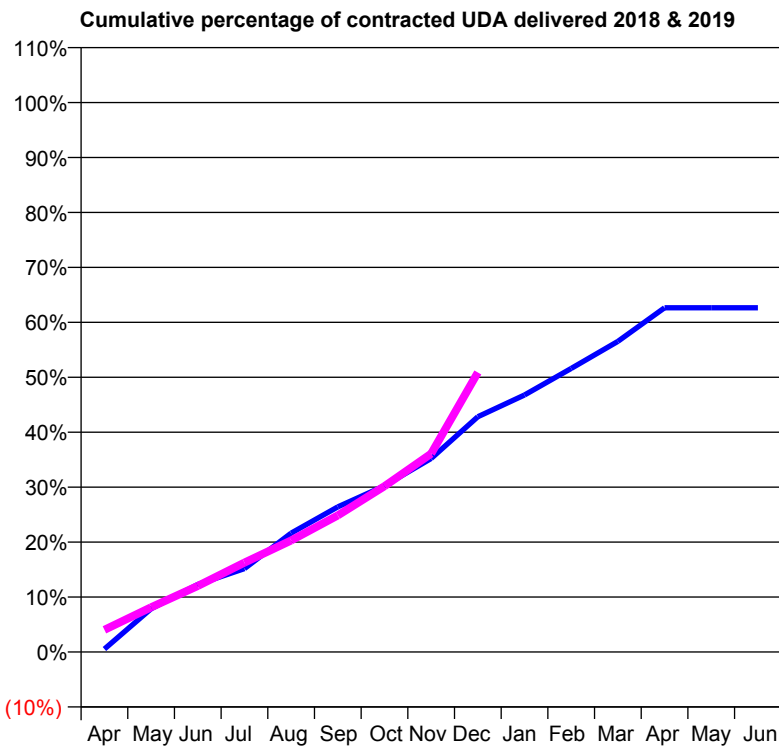
18/19 Contracted general activity (UDA)	1,488
Carry forward general activity (UDA)	0
18/19 Contracted orthodontic activity (UOA)	0
Carry forward orthodontic activity (UOA)	0
Baseline contract value	£52,133.38

ACCESS*

Patients seen in 24 months	Total	Change since previous quarter
Quarter ending December 2017	719	
Quarter ending March 2018	747	↑
Quarter ending June 2018	751	→
Quarter ending September 2018	735	↓
Quarter ending December 2018	754	↑
Variance since December 2017	4.9%	↑



ACTIVITY



Month	Adjusted Scheduled Activity (UDA)	
	2018	2019
April	8	60
May	117	121
June	183	179
July	226	242
August	322	302
September	393	370
October	450	449
November	524	537
December	637	757
January	696	
February	768	
March	841	
April	932	
May	932	
June	932	

QUALITY

	Quantity	Base Number	Contract	AT	Region	England
% of FP17s for the same patient ID Re-attending within 3 months - Children	26	512	5.1%	10.7%	11.8%	11.8%
% of FP17s for the same patient ID Re-attending within 3 months - Adults	7	93	7.5%	15.9%	16.7%	15.6%
% of FP17s for the same patient ID Re-attending between 3 & 9 months - Children	208	512	40.6%	44.8%	48.6%	58.8%
% of FP17s for the same patient ID Re-attending between 3 & 9 months - Adults	25	93	26.9%	37.0%	39.1%	51.0%
% of FP17s for Band 1 Urgent Courses	0	526	0.0%	10.9%	10.6%	9.0%
% of FP17s Relating to Free Repair or Replacements	0	526	0.0%	0.5%	0.5%	0.8%
% of FP17s Relating to Continuations	3	526	0.6%	0.7%	0.7%	0.9%
% of Patients satisfied with the dentistry they have received	0	0	N/A	90.9%	90.2%	93.2%
% of Patients satisfied with the time they had to wait for an appointment	0	0	N/A	82.1%	85.0%	88.3%

* This is based on patients treated on this contract for their most recent course of treatment. Figures in italics indicate the base number of FP17s or Patient Questionnaire responses are less than 100. N/A is shown where the base number of responses is less than 10 during the period. % is calculated as Quantity/Base number*100

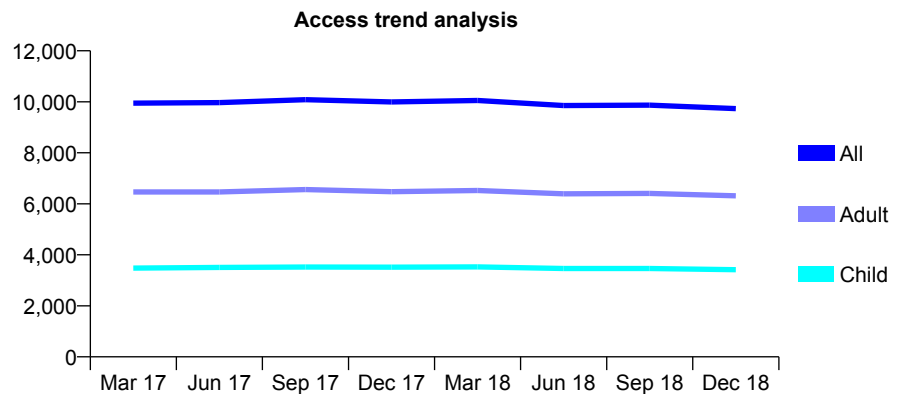
Q61 - Vital Signs At a Glance Contract Report for 650242/0001 - December 2018

Name or company name	MR H SHAH
Contract type name	GDS Contract
Purpose of contract	General and Orthodontic
Contract start date	01/04/2006
Contract end date	

18/19 Contracted general activity (UDA)	27,477
Carry forward general activity (UDA)	-469
18/19 Contracted orthodontic activity (UOA)	1,314
Carry forward orthodontic activity (UOA)	-26
Baseline contract value	£912,104.12

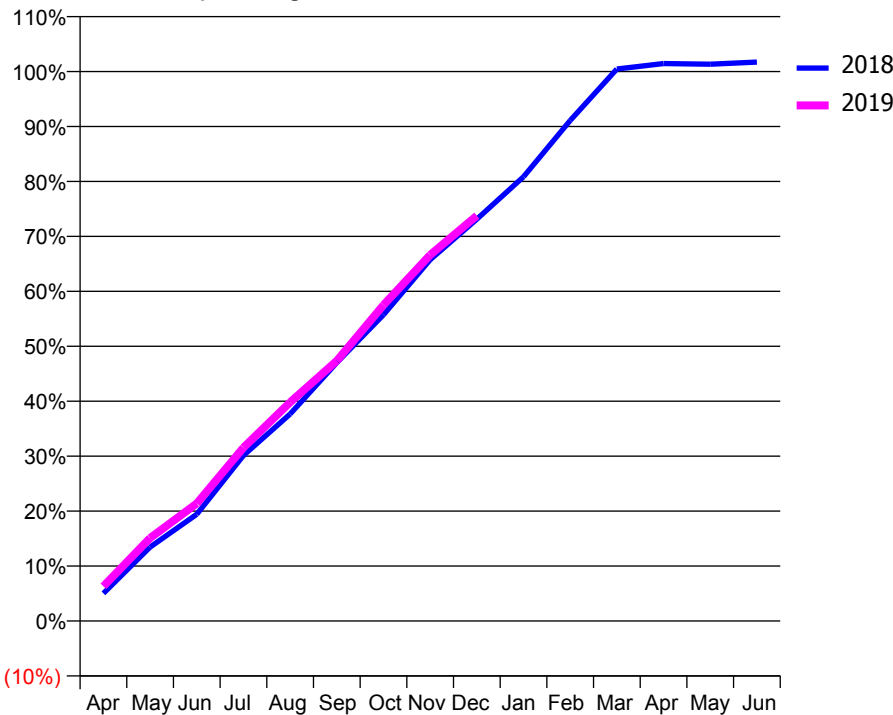
ACCESS*

Patients seen in 24 months	Total	Change since previous quarter
Quarter ending December 2017	9,993	
Quarter ending March 2018	10,051	→
Quarter ending June 2018	9,853	↓
Quarter ending September 2018	9,871	→
Quarter ending December 2018	9,733	↓
Variance since December 2017	(2.6%)	↓



ACTIVITY

Cumulative percentage of contracted UDA delivered 2018 & 2019



Month	Adjusted Scheduled Activity (UDA)	
	2018	2019
April	1,385	1,740
May	3,698	4,151
June	5,339	5,876
July	8,277	8,670
August	10,352	10,939
September	12,920	13,009
October	15,313	15,798
November	18,067	18,304
December	20,094	20,268
January	22,212	
February	25,027	
March	27,598	
April	27,873	
May	27,844	
June	27,946	

QUALITY

	Quantity	Base Number	Contract	AT	Region	England
% of FP17s for the same patient ID Re-attending within 3 months - Children	478	3,262	14.7%	10.7%	11.8%	11.8%
% of FP17s for the same patient ID Re-attending within 3 months - Adults	638	4,442	14.4%	15.9%	16.7%	15.6%
% of FP17s for the same patient ID Re-attending between 3 & 9 months - Children	1,221	3,262	37.4%	44.8%	48.6%	58.8%
% of FP17s for the same patient ID Re-attending between 3 & 9 months - Adults	1,234	4,442	27.8%	37.0%	39.1%	51.0%
% of FP17s for Band 1 Urgent Courses	1,065	6,715	15.9%	10.9%	10.6%	9.0%
% of FP17s Relating to Free Repair or Replacements	45	6,715	0.7%	0.5%	0.5%	0.8%
% of FP17s Relating to Continuations	22	6,715	0.3%	0.7%	0.7%	0.9%
% of Patients satisfied with the dentistry they have received	2	3	N/A	90.9%	90.2%	93.2%
% of Patients satisfied with the time they had to wait for an appointment	1	3	N/A	82.1%	85.0%	88.3%

* This is based on patients treated on this contract for their most recent course of treatment. Figures in italics indicate the base number of FP17s or Patient Questionnaire responses are less than 100. N/A is shown where the base number of responses is less than 10 during the period. % is calculated as Quantity/Base number*100

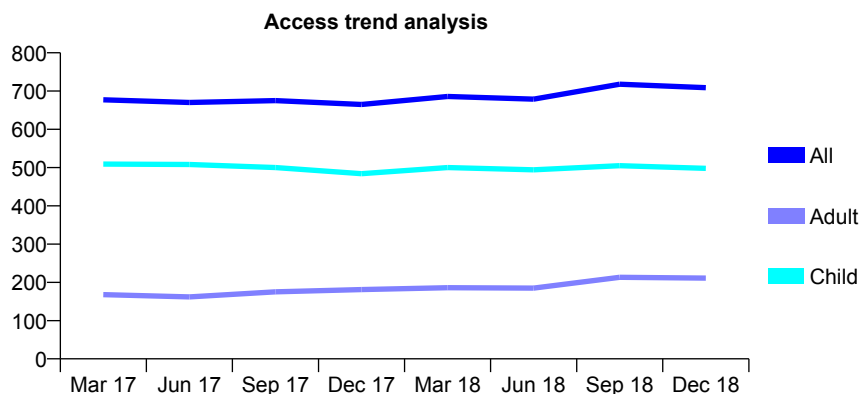
Q61 - Vital Signs At a Glance Contract Report for 650439/0001 - December 2018

Name or company name	MISS F AZIZ
Contract type name	GDS Contract
Purpose of contract	General
Contract start date	01/01/2013
Contract end date	

18/19 Contracted general activity (UDA)	1,461
Carry forward general activity (UDA)	-9
18/19 Contracted orthodontic activity (UOA)	0
Carry forward orthodontic activity (UOA)	0
Baseline contract value	£34,375.00

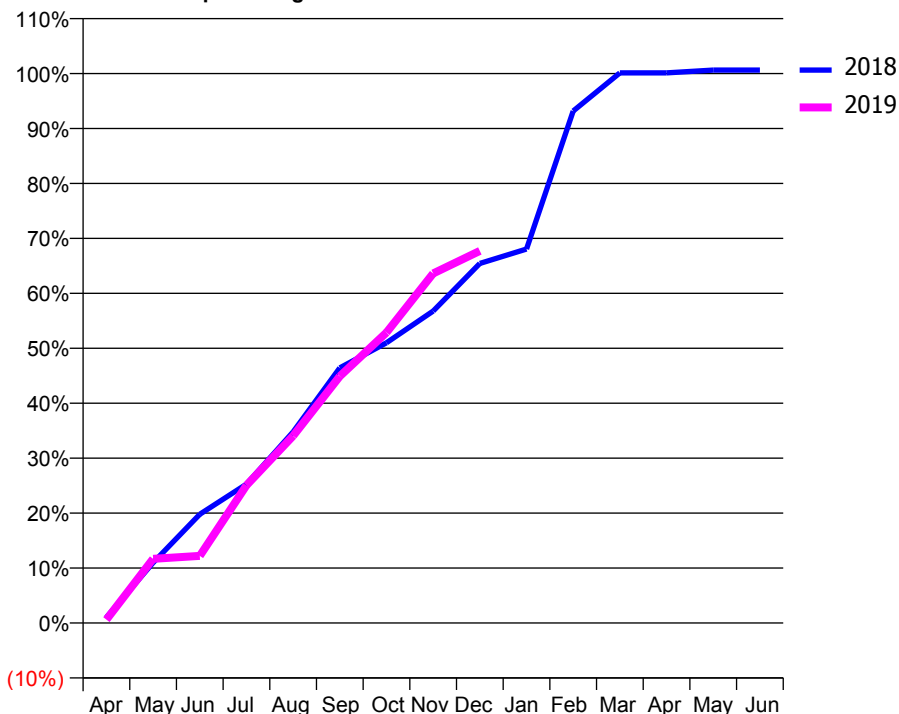
ACCESS*

Patients seen in 24 months	Total	Change since previous quarter
Quarter ending December 2017	665	
Quarter ending March 2018	686	↑
Quarter ending June 2018	679	↓
Quarter ending September 2018	718	↑
Quarter ending December 2018	709	↓
Variance since December 2017	6.6%	↑



ACTIVITY

Cumulative percentage of contracted UDA delivered 2018 & 2019



Month	Adjusted Scheduled Activity (UDA)	
	2018	2019
April	15	9
May	160	171
June	289	179
July	369	366
August	508	498
September	678	656
October	745	772
November	830	929
December	956	989
January	994	
February	1,361	
March	1,463	
April	1,463	
May	1,470	
June	1,470	

QUALITY

	Quantity	Base Number	Contract	AT	Region	England
% of FP17s for the same patient ID Re-attending within 3 months - Children	41	548	7.5%	10.7%	11.8%	11.8%
% of FP17s for the same patient ID Re-attending within 3 months - Adults	15	133	11.3%	15.9%	16.7%	15.6%
% of FP17s for the same patient ID Re-attending between 3 & 9 months - Children	336	548	61.3%	44.8%	48.6%	58.8%
% of FP17s for the same patient ID Re-attending between 3 & 9 months - Adults	65	133	48.9%	37.0%	39.1%	51.0%
% of FP17s for Band 1 Urgent Courses	31	659	4.7%	10.9%	10.6%	9.0%
% of FP17s Relating to Free Repair or Replacements	0	659	0.0%	0.5%	0.5%	0.8%
% of FP17s Relating to Continuations	0	659	0.0%	0.7%	0.7%	0.9%
% of Patients satisfied with the dentistry they have received	0	0	N/A	90.9%	90.2%	93.2%
% of Patients satisfied with the time they had to wait for an appointment	0	0	N/A	82.1%	85.0%	88.3%

* This is based on patients treated on this contract for their most recent course of treatment. Figures in italics indicate the base number of FP17s or Patient Questionnaire responses are less than 100. N/A is shown where the base number of responses is less than 10 during the period. % is calculated as Quantity/Base number*100

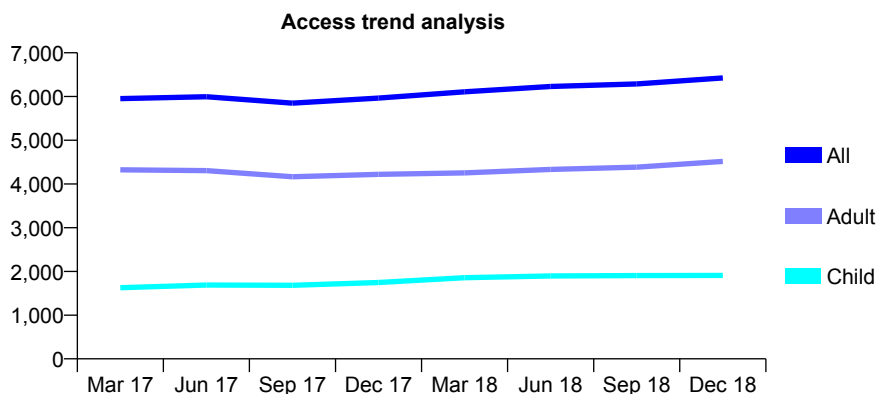
Q61 - Vital Signs At a Glance Contract Report for 650730/0001 - December 2018

Name or company name	Whitechapel Dental Centre
Contract type name	GDS Contract
Purpose of contract	General
Contract start date	01/04/2006
Contract end date	

18/19 Contracted general activity (UDA)	21,524
Carry forward general activity (UDA)	586
18/19 Contracted orthodontic activity (UOA)	0
Carry forward orthodontic activity (UOA)	0
Baseline contract value	£725,103.91

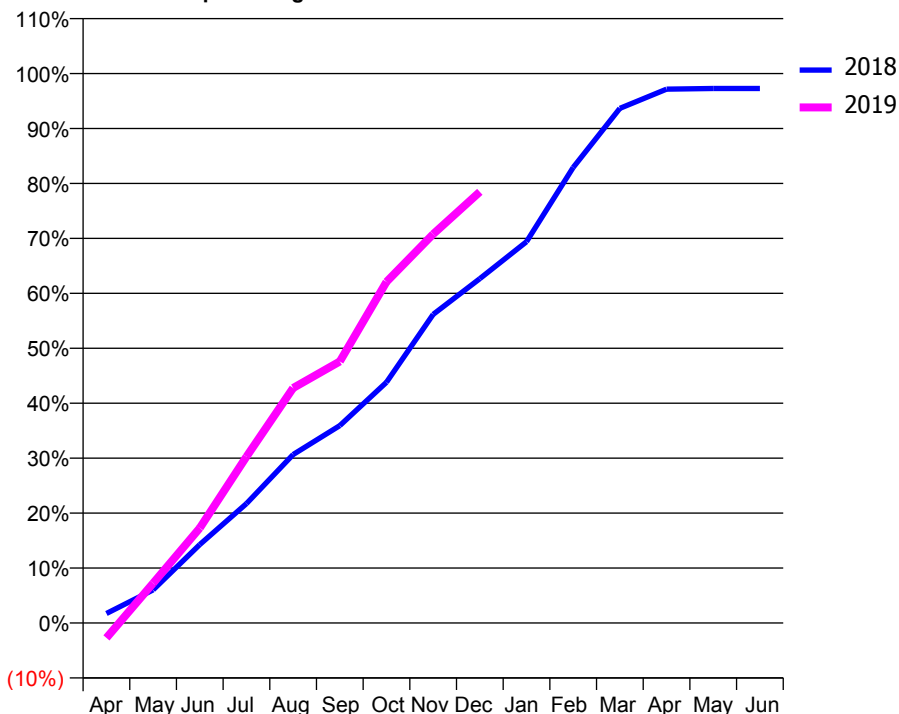
ACCESS*

Patients seen in 24 months	Total	Change since previous quarter
Quarter ending December 2017	5,964	
Quarter ending March 2018	6,109	↑
Quarter ending June 2018	6,229	→
Quarter ending September 2018	6,289	→
Quarter ending December 2018	6,426	↑
Variance since December 2017	7.7%	↑



ACTIVITY

Cumulative percentage of contracted UDA delivered 2018 & 2019



Month	Adjusted Scheduled Activity (UDA)	
	2018	2019
April	374	-586
May	1,300	1,561
June	3,073	3,719
July	4,675	6,516
August	6,602	9,206
September	7,734	10,246
October	9,431	13,366
November	12,090	15,236
December	13,487	16,892
January	14,935	
February	17,845	
March	20,157	
April	20,913	
May	20,936	
June	20,938	

QUALITY

	Quantity	Base Number	Contract	AT	Region	England
% of FP17s for the same patient ID Re-attending within 3 months - Children	185	1,533	12.1%	10.7%	11.8%	11.8%
% of FP17s for the same patient ID Re-attending within 3 months - Adults	712	3,636	19.6%	15.9%	16.7%	15.6%
% of FP17s for the same patient ID Re-attending between 3 & 9 months - Children	369	1,533	24.1%	44.8%	48.6%	58.8%
% of FP17s for the same patient ID Re-attending between 3 & 9 months - Adults	721	3,636	19.8%	37.0%	39.1%	51.0%
% of FP17s for Band 1 Urgent Courses	974	4,962	19.6%	10.9%	10.6%	9.0%
% of FP17s Relating to Free Repair or Replacements	16	4,962	0.3%	0.5%	0.5%	0.8%
% of FP17s Relating to Continuations	58	4,962	1.2%	0.7%	0.7%	0.9%
% of Patients satisfied with the dentistry they have received	0	0	N/A	90.9%	90.2%	93.2%
% of Patients satisfied with the time they had to wait for an appointment	0	0	N/A	82.1%	85.0%	88.3%

* This is based on patients treated on this contract for their most recent course of treatment. Figures in italics indicate the base number of FP17s or Patient Questionnaire responses are less than 100. N/A is shown where the base number of responses is less than 10 during the period. % is calculated as Quantity/Base number*100

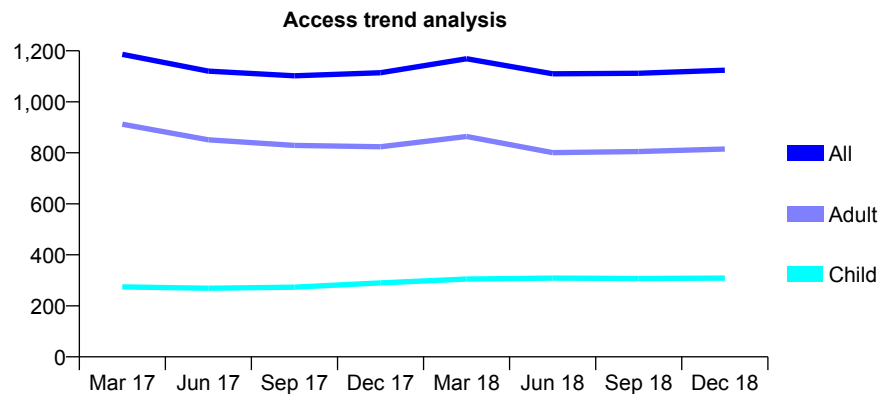
Q61 - Vital Signs At a Glance Contract Report for 656542/0001 - December 2018

Name or company name	MR JS SURDHAR
Contract type name	GDS Contract
Purpose of contract	General
Contract start date	01/04/2006
Contract end date	

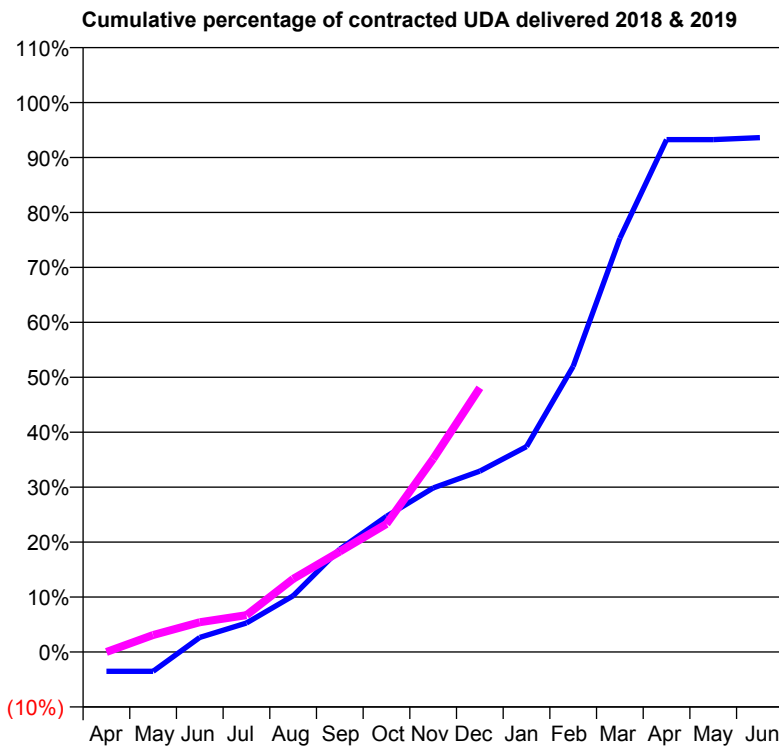
18/19 Contracted general activity (UDA)	3,268
Carry forward general activity (UDA)	0
18/19 Contracted orthodontic activity (UOA)	0
Carry forward orthodontic activity (UOA)	0
Baseline contract value	£115,982.99

ACCESS*

Patients seen in 24 months	Total	Change since previous quarter
Quarter ending December 2017	1,114	
Quarter ending March 2018	1,169	↑
Quarter ending June 2018	1,110	↓
Quarter ending September 2018	1,112	→
Quarter ending December 2018	1,124	→
Variance since December 2017	0.9%	→



ACTIVITY



Month	Adjusted Scheduled Activity (UDA)	
	2018	2019
April	-115	0
May	-115	101
June	87	177
July	172	219
August	335	435
September	612	598
October	807	762
November	976	1,149
December	1,076	1,572
January	1,221	
February	1,699	
March	2,461	
April	3,047	
May	3,047	
June	3,059	

QUALITY

	Quantity	Base Number	Contract	AT	Region	England
% of FP17s for the same patient ID Re-attending within 3 months - Children	19	247	7.7%	10.7%	11.8%	11.8%
% of FP17s for the same patient ID Re-attending within 3 months - Adults	62	467	13.3%	15.9%	16.7%	15.6%
% of FP17s for the same patient ID Re-attending between 3 & 9 months - Children	99	247	40.1%	44.8%	48.6%	58.8%
% of FP17s for the same patient ID Re-attending between 3 & 9 months - Adults	120	467	25.7%	37.0%	39.1%	51.0%
% of FP17s for Band 1 Urgent Courses	109	607	18.0%	10.9%	10.6%	9.0%
% of FP17s Relating to Free Repair or Replacements	0	607	0.0%	0.5%	0.5%	0.8%
% of FP17s Relating to Continuations	0	607	0.0%	0.7%	0.7%	0.9%
% of Patients satisfied with the dentistry they have received	0	0	N/A	90.9%	90.2%	93.2%
% of Patients satisfied with the time they had to wait for an appointment	0	0	N/A	82.1%	85.0%	88.3%

* This is based on patients treated on this contract for their most recent course of treatment. Figures in italics indicate the base number of FP17s or Patient Questionnaire responses are less than 100. N/A is shown where the base number of responses is less than 10 during the period. % is calculated as Quantity/Base number*100

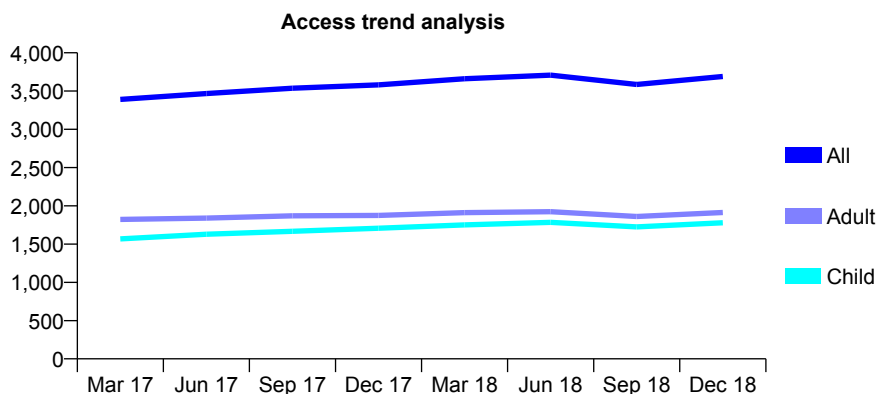
Q61 - Vital Signs At a Glance Contract Report for 661074/0002 - December 2018

Name or company name	MR SA TAVACKOLLI FARD
Contract type name	GDS Contract
Purpose of contract	General
Contract start date	01/04/2006
Contract end date	

18/19 Contracted general activity (UDA)	11,281
Carry forward general activity (UDA)	-226
18/19 Contracted orthodontic activity (UOA)	0
Carry forward orthodontic activity (UOA)	0
Baseline contract value	£297,968.28

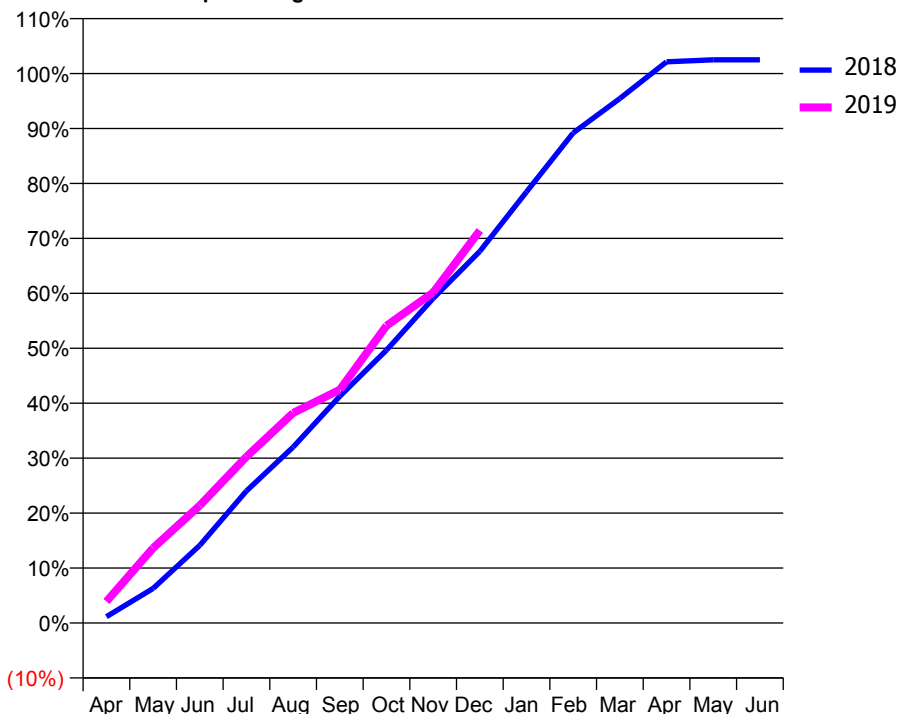
ACCESS*

Patients seen in 24 months	Total	Change since previous quarter
Quarter ending December 2017	3,581	
Quarter ending March 2018	3,661	↑
Quarter ending June 2018	3,708	→
Quarter ending September 2018	3,586	↓
Quarter ending December 2018	3,691	↑
Variance since December 2017	3.1%	↑



ACTIVITY

Cumulative percentage of contracted UDA delivered 2018 & 2019



Month	Adjusted Scheduled Activity (UDA)	
	2018	2019
April	129	441
May	709	1,540
June	1,596	2,413
July	2,712	3,416
August	3,613	4,312
September	4,654	4,789
October	5,602	6,104
November	6,664	6,785
December	7,631	8,058
January	8,852	
February	10,063	
March	10,767	
April	11,522	
May	11,561	
June	11,561	

QUALITY

	Quantity	Base Number	Contract	AT	Region	England
% of FP17s for the same patient ID Re-attending within 3 months - Children	50	1,200	4.2%	10.7%	11.8%	11.8%
% of FP17s for the same patient ID Re-attending within 3 months - Adults	128	1,230	10.4%	15.9%	16.7%	15.6%
% of FP17s for the same patient ID Re-attending between 3 & 9 months - Children	411	1,200	34.3%	44.8%	48.6%	58.8%
% of FP17s for the same patient ID Re-attending between 3 & 9 months - Adults	370	1,230	30.1%	37.0%	39.1%	51.0%
% of FP17s for Band 1 Urgent Courses	119	2,198	5.4%	10.9%	10.6%	9.0%
% of FP17s Relating to Free Repair or Replacements	0	2,198	0.0%	0.5%	0.5%	0.8%
% of FP17s Relating to Continuations	0	2,198	0.0%	0.7%	0.7%	0.9%
% of Patients satisfied with the dentistry they have received	1	1	N/A	90.9%	90.2%	93.2%
% of Patients satisfied with the time they had to wait for an appointment	1	1	N/A	82.1%	85.0%	88.3%

* This is based on patients treated on this contract for their most recent course of treatment. Figures in italics indicate the base number of FP17s or Patient Questionnaire responses are less than 100. N/A is shown where the base number of responses is less than 10 during the period. % is calculated as Quantity/Base number*100

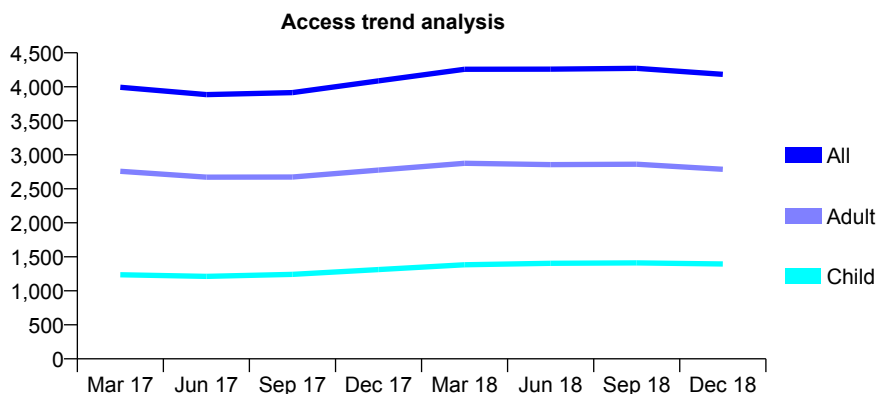
Q61 - Vital Signs At a Glance Contract Report for 673005/0001 - December 2018

Name or company name	MR C TAN
Contract type name	GDS Contract
Purpose of contract	General
Contract start date	01/04/2006
Contract end date	

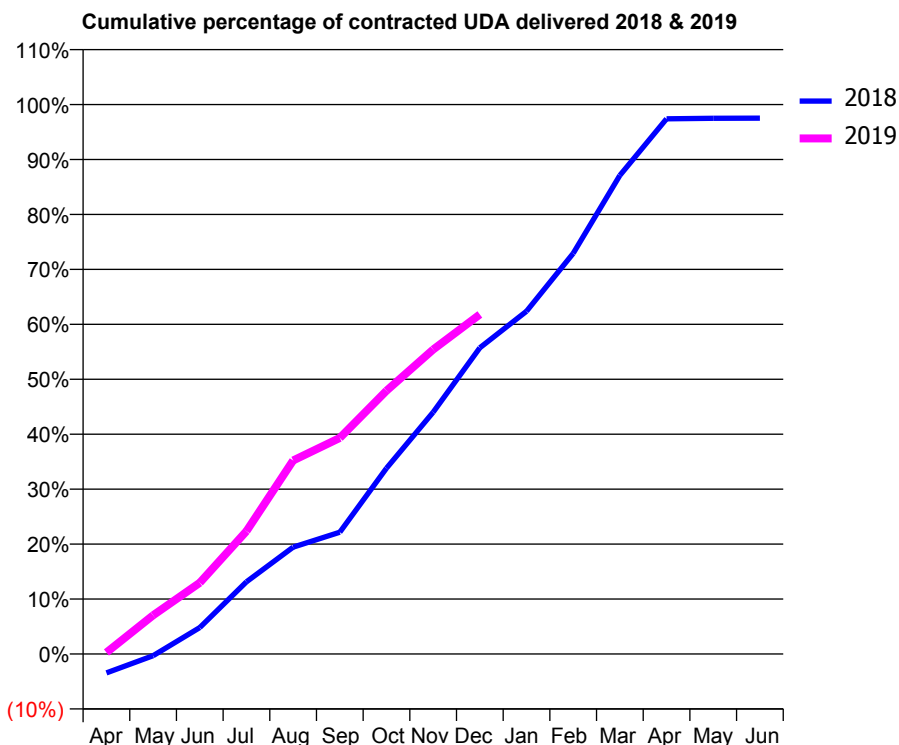
18/19 Contracted general activity (UDA)	11,571
Carry forward general activity (UDA)	289
18/19 Contracted orthodontic activity (UOA)	0
Carry forward orthodontic activity (UOA)	0
Baseline contract value	£445,222.32

ACCESS*

Patients seen in 24 months	Total	Change since previous quarter
Quarter ending December 2017	4,087	
Quarter ending March 2018	4,258	↑
Quarter ending June 2018	4,259	→
Quarter ending September 2018	4,272	→
Quarter ending December 2018	4,183	↓
Variance since December 2017	2.3%	↑



ACTIVITY



Month	Adjusted Scheduled Activity (UDA)	
	2018	2019
April	-399	32
May	-39	815
June	556	1,501
July	1,522	2,588
August	2,252	4,077
September	2,565	4,552
October	3,913	5,545
November	5,092	6,411
December	6,449	7,150
January	7,216	
February	8,437	
March	10,078	
April	11,269	
May	11,280	
June	11,282	

QUALITY

	Quantity	Base Number	Contract	AT	Region	England
% of FP17s for the same patient ID Re-attending within 3 months - Children	45	1,026	4.4%	10.7%	11.8%	11.8%
% of FP17s for the same patient ID Re-attending within 3 months - Adults	249	2,015	12.4%	15.9%	16.7%	15.6%
% of FP17s for the same patient ID Re-attending between 3 & 9 months - Children	348	1,026	33.9%	44.8%	48.6%	58.8%
% of FP17s for the same patient ID Re-attending between 3 & 9 months - Adults	714	2,015	35.4%	37.0%	39.1%	51.0%
% of FP17s for Band 1 Urgent Courses	146	2,755	5.3%	10.9%	10.6%	9.0%
% of FP17s Relating to Free Repair or Replacements	16	2,755	0.6%	0.5%	0.5%	0.8%
% of FP17s Relating to Continuations	74	2,755	2.7%	0.7%	0.7%	0.9%
% of Patients satisfied with the dentistry they have received	2	2	N/A	90.9%	90.2%	93.2%
% of Patients satisfied with the time they had to wait for an appointment	2	2	N/A	82.1%	85.0%	88.3%

* This is based on patients treated on this contract for their most recent course of treatment. Figures in italics indicate the base number of FP17s or Patient Questionnaire responses are less than 100. N/A is shown where the base number of responses is less than 10 during the period. % is calculated as Quantity/Base number*100

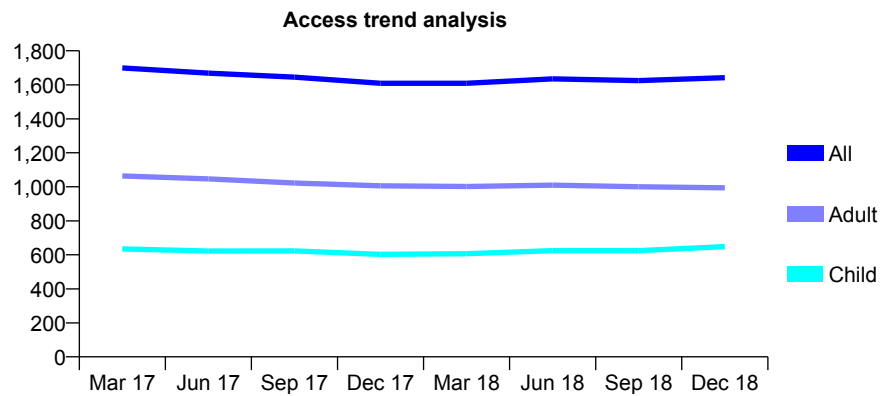
Q61 - Vital Signs At a Glance Contract Report for 673390/0001 - December 2018

Name or company name	MR A KOUCHEKIAN SABOUR
Contract type name	GDS Contract
Purpose of contract	General
Contract start date	01/04/2006
Contract end date	

18/19 Contracted general activity (UDA)	6,846
Carry forward general activity (UDA)	239
18/19 Contracted orthodontic activity (UOA)	0
Carry forward orthodontic activity (UOA)	0
Baseline contract value	£209,192.22

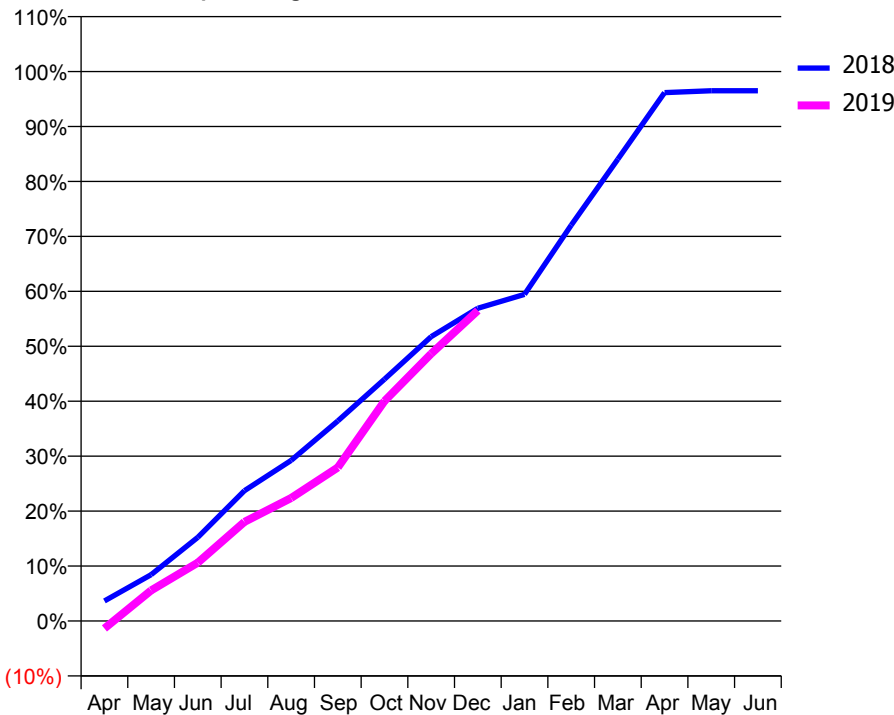
ACCESS*

Patients seen in 24 months	Total	Change since previous quarter
Quarter ending December 2017	1,609	
Quarter ending March 2018	1,609	→
Quarter ending June 2018	1,635	→
Quarter ending September 2018	1,625	→
Quarter ending December 2018	1,642	→
Variance since December 2017	2.1%	↑



ACTIVITY

Cumulative percentage of contracted UDA delivered 2018 & 2019



Adjusted Scheduled Activity (UDA)		
Month	2018	2019
April	249	-93
May	577	381
June	1,043	727
July	1,624	1,235
August	2,001	1,532
September	2,493	1,912
October	3,012	2,741
November	3,542	3,330
December	3,897	3,868
January	4,069	
February	4,931	
March	5,754	
April	6,583	
May	6,607	
June	6,607	

QUALITY

	Quantity	Base Number	Contract	AT	Region	England
% of FP17s for the same patient ID Re-attending within 3 months - Children	41	694	5.9%	10.7%	11.8%	11.8%
% of FP17s for the same patient ID Re-attending within 3 months - Adults	107	927	11.5%	15.9%	16.7%	15.6%
% of FP17s for the same patient ID Re-attending between 3 & 9 months - Children	449	694	64.7%	44.8%	48.6%	58.8%
% of FP17s for the same patient ID Re-attending between 3 & 9 months - Adults	403	927	43.5%	37.0%	39.1%	51.0%
% of FP17s for Band 1 Urgent Courses	235	1,423	16.5%	10.9%	10.6%	9.0%
% of FP17s Relating to Free Repair or Replacements	0	1,423	0.0%	0.5%	0.5%	0.8%
% of FP17s Relating to Continuations	2	1,423	0.1%	0.7%	0.7%	0.9%
% of Patients satisfied with the dentistry they have received	1	1	N/A	90.9%	90.2%	93.2%
% of Patients satisfied with the time they had to wait for an appointment	1	1	N/A	82.1%	85.0%	88.3%

* This is based on patients treated on this contract for their most recent course of treatment. Figures in italics indicate the base number of FP17s or Patient Questionnaire responses are less than 100. N/A is shown where the base number of responses is less than 10 during the period. % is calculated as Quantity/Base number*100

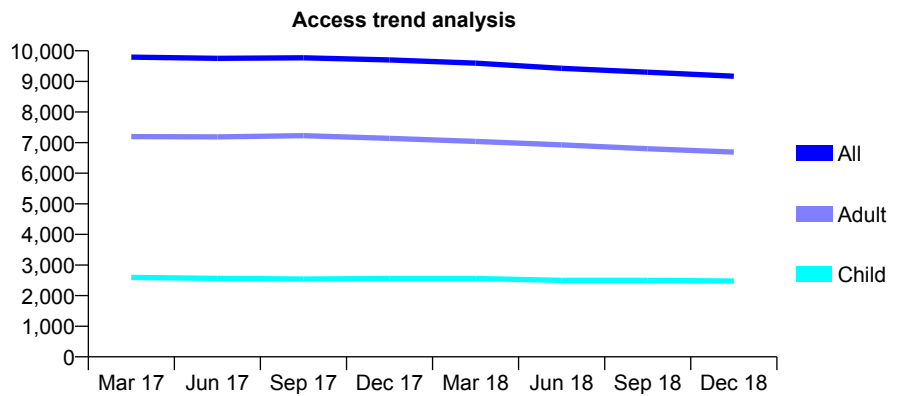
Q61 - Vital Signs At a Glance Contract Report for 673943/0001 - December 2018

Name or company name	Pashazadeh, Moghadam and Moghaddam
Contract type name	GDS Contract
Purpose of contract	General
Contract start date	01/04/2006
Contract end date	

18/19 Contracted general activity (UDA)	33,784
Carry forward general activity (UDA)	10
18/19 Contracted orthodontic activity (UOA)	0
Carry forward orthodontic activity (UOA)	0
Baseline contract value	£1,100,410.19

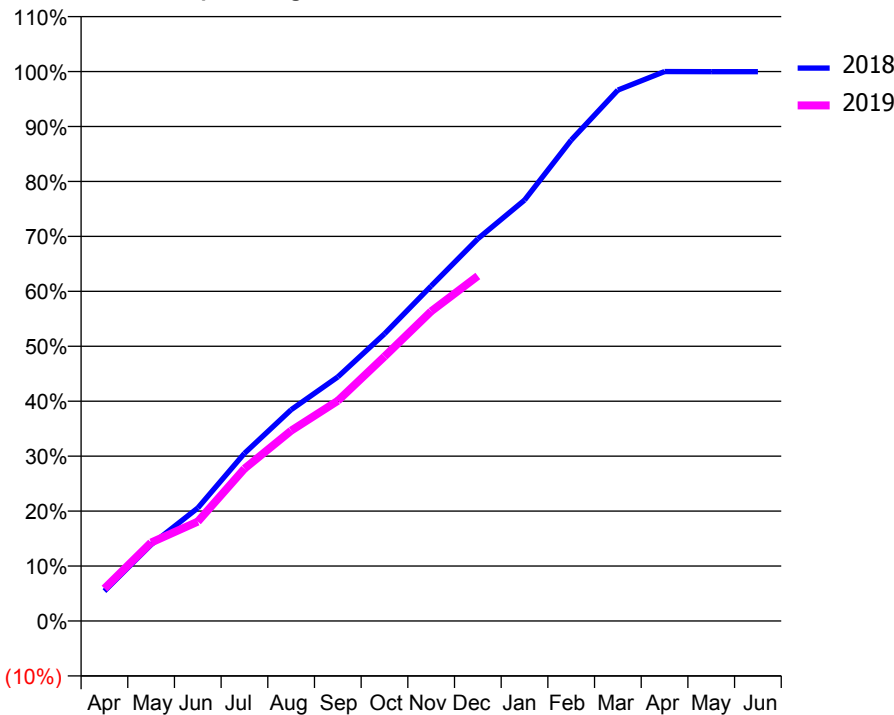
ACCESS*

Patients seen in 24 months	Total	Change since previous quarter
Quarter ending December 2017	9,701	
Quarter ending March 2018	9,596	↓
Quarter ending June 2018	9,425	↓
Quarter ending September 2018	9,299	↓
Quarter ending December 2018	9,169	↓
Variance since December 2017	(5.5%)	↓



ACTIVITY

Cumulative percentage of contracted UDA delivered 2018 & 2019



Month	Adjusted Scheduled Activity (UDA)	
	2018	2019
April	1,842	2,000
May	4,697	4,829
June	6,947	6,110
July	10,305	9,366
August	12,993	11,703
September	15,006	13,539
October	17,659	16,261
November	20,600	19,037
December	23,500	21,214
January	25,881	
February	29,570	
March	32,643	
April	33,781	
May	33,772	
June	33,774	

QUALITY

	Quantity	Base Number	Contract	AT	Region	England
% of FP17s for the same patient ID Re-attending within 3 months - Children	167	2,006	8.3%	10.7%	11.8%	11.8%
% of FP17s for the same patient ID Re-attending within 3 months - Adults	731	4,887	15.0%	15.9%	16.7%	15.6%
% of FP17s for the same patient ID Re-attending between 3 & 9 months - Children	715	2,006	35.6%	44.8%	48.6%	58.8%
% of FP17s for the same patient ID Re-attending between 3 & 9 months - Adults	1,779	4,887	36.4%	37.0%	39.1%	51.0%
% of FP17s for Band 1 Urgent Courses	985	6,544	15.1%	10.9%	10.6%	9.0%
% of FP17s Relating to Free Repair or Replacements	16	6,544	0.2%	0.5%	0.5%	0.8%
% of FP17s Relating to Continuations	0	6,544	0.0%	0.7%	0.7%	0.9%
% of Patients satisfied with the dentistry they have received	2	2	N/A	90.9%	90.2%	93.2%
% of Patients satisfied with the time they had to wait for an appointment	1	2	N/A	82.1%	85.0%	88.3%

* This is based on patients treated on this contract for their most recent course of treatment. Figures in italics indicate the base number of FP17s or Patient Questionnaire responses are less than 100. N/A is shown where the base number of responses is less than 10 during the period. % is calculated as Quantity/Base number*100

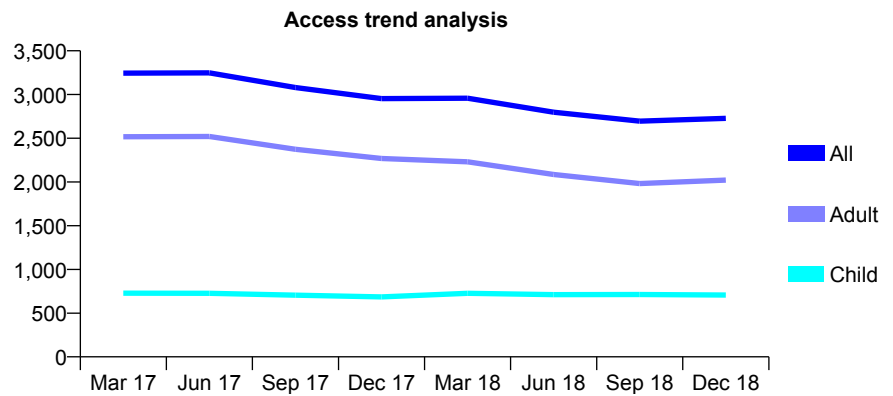
Q61 - Vital Signs At a Glance Contract Report for 675083/0001 - December 2018

Name or company name	MR S TABIBZADEH
Contract type name	GDS Contract
Purpose of contract	General
Contract start date	01/04/2006
Contract end date	

18/19 Contracted general activity (UDA)	13,995
Carry forward general activity (UDA)	284
18/19 Contracted orthodontic activity (UOA)	0
Carry forward orthodontic activity (UOA)	0
Baseline contract value	£502,489.12

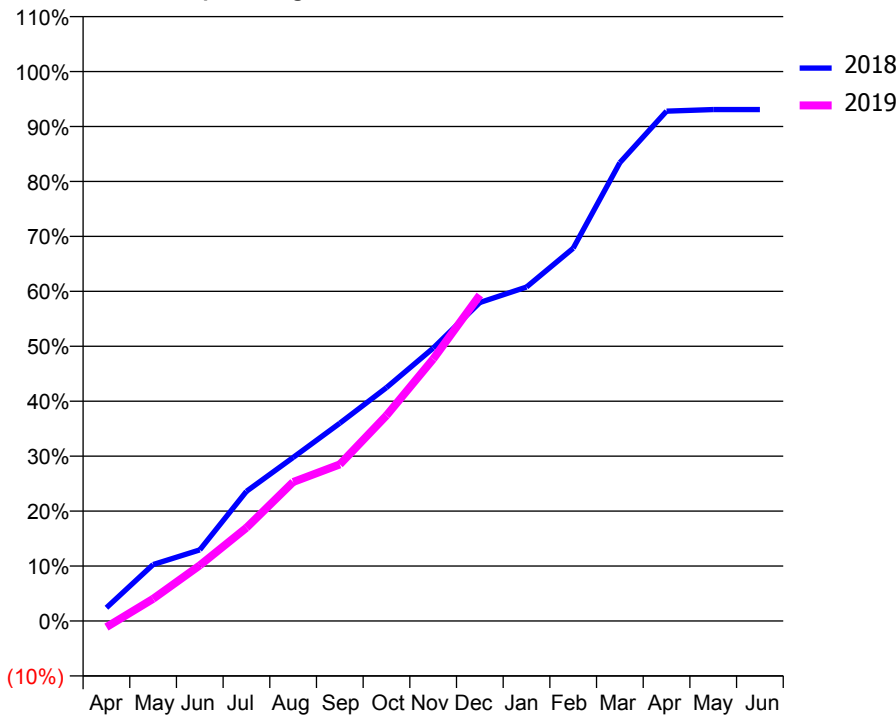
ACCESS*

Patients seen in 24 months	Total	Change since previous quarter
Quarter ending December 2017	2,953	
Quarter ending March 2018	2,958	→
Quarter ending June 2018	2,797	↓
Quarter ending September 2018	2,695	↓
Quarter ending December 2018	2,728	→
Variance since December 2017	(7.6%)	↓



ACTIVITY

Cumulative percentage of contracted UDA delivered 2018 & 2019



Month	Adjusted Scheduled Activity (UDA)	
	2018	2019
April	338	-159
May	1,439	565
June	1,812	1,417
July	3,304	2,377
August	4,167	3,541
September	5,039	3,987
October	5,946	5,236
November	6,950	6,672
December	8,111	8,302
January	8,506	
February	9,495	
March	11,676	
April	12,984	
May	13,027	
June	13,024	

QUALITY

	Quantity	Base Number	Contract	AT	Region	England
% of FP17s for the same patient ID Re-attending within 3 months - Children	12	528	2.3%	10.7%	11.8%	11.8%
% of FP17s for the same patient ID Re-attending within 3 months - Adults	127	1,360	9.3%	15.9%	16.7%	15.6%
% of FP17s for the same patient ID Re-attending between 3 & 9 months - Children	130	528	24.6%	44.8%	48.6%	58.8%
% of FP17s for the same patient ID Re-attending between 3 & 9 months - Adults	336	1,360	24.7%	37.0%	39.1%	51.0%
% of FP17s for Band 1 Urgent Courses	188	1,684	11.2%	10.9%	10.6%	9.0%
% of FP17s Relating to Free Repair or Replacements	2	1,684	0.1%	0.5%	0.5%	0.8%
% of FP17s Relating to Continuations	11	1,684	0.7%	0.7%	0.7%	0.9%
% of Patients satisfied with the dentistry they have received	0	0	N/A	90.9%	90.2%	93.2%
% of Patients satisfied with the time they had to wait for an appointment	0	0	N/A	82.1%	85.0%	88.3%

* This is based on patients treated on this contract for their most recent course of treatment. Figures in italics indicate the base number of FP17s or Patient Questionnaire responses are less than 100. N/A is shown where the base number of responses is less than 10 during the period. % is calculated as Quantity/Base number*100

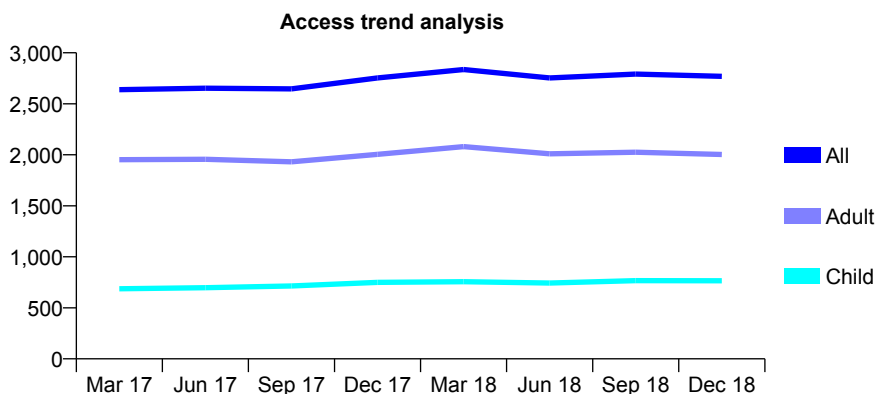
Q61 - Vital Signs At a Glance Contract Report for 677809/0001 - December 2018

Name or company name	MR QM KHALIL
Contract type name	GDS Contract
Purpose of contract	General
Contract start date	01/04/2006
Contract end date	

18/19 Contracted general activity (UDA)	10,923
Carry forward general activity (UDA)	44
18/19 Contracted orthodontic activity (UOA)	0
Carry forward orthodontic activity (UOA)	0
Baseline contract value	£336,771.65

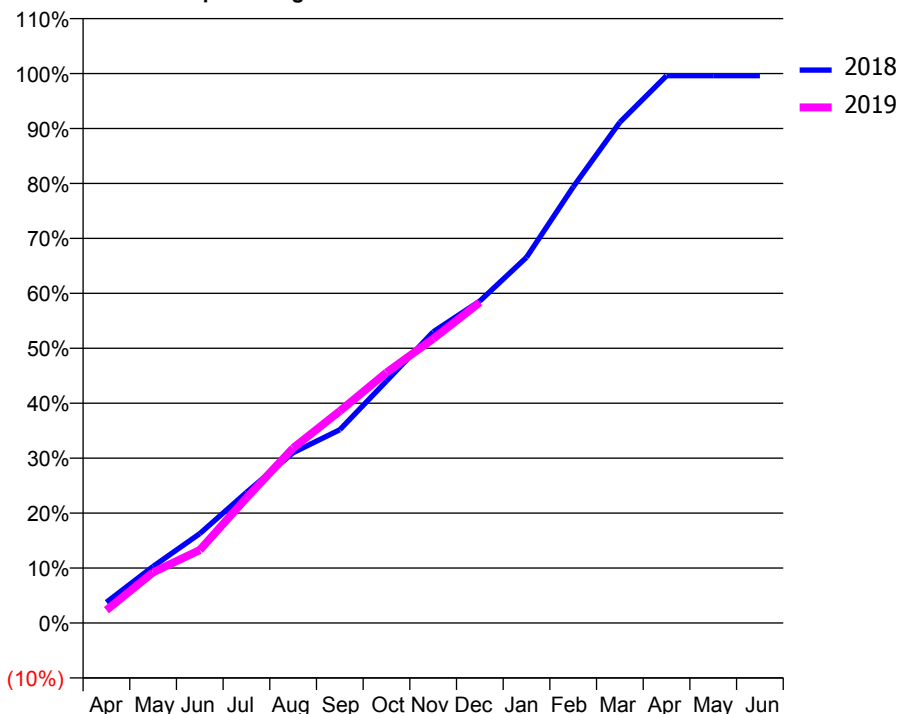
ACCESS*

Patients seen in 24 months	Total	Change since previous quarter
Quarter ending December 2017	2,754	
Quarter ending March 2018	2,836	↑
Quarter ending June 2018	2,753	↓
Quarter ending September 2018	2,792	→
Quarter ending December 2018	2,769	→
Variance since December 2017	0.5%	→



ACTIVITY

Cumulative percentage of contracted UDA delivered 2018 & 2019



Month	Adjusted Scheduled Activity (UDA)	
	2018	2019
April	411	256
May	1,124	1,008
June	1,778	1,451
July	2,597	2,487
August	3,387	3,479
September	3,841	4,212
October	4,809	4,979
November	5,788	5,651
December	6,399	6,373
January	7,268	
February	8,669	
March	9,954	
April	10,879	
May	10,879	
June	10,879	

QUALITY

	Quantity	Base Number	Contract	AT	Region	England
% of FP17s for the same patient ID Re-attending within 3 months - Children	43	676	6.4%	10.7%	11.8%	11.8%
% of FP17s for the same patient ID Re-attending within 3 months - Adults	161	1,411	11.4%	15.9%	16.7%	15.6%
% of FP17s for the same patient ID Re-attending between 3 & 9 months - Children	317	676	46.9%	44.8%	48.6%	58.8%
% of FP17s for the same patient ID Re-attending between 3 & 9 months - Adults	521	1,411	36.9%	37.0%	39.1%	51.0%
% of FP17s for Band 1 Urgent Courses	180	1,915	9.4%	10.9%	10.6%	9.0%
% of FP17s Relating to Free Repair or Replacements	13	1,915	0.7%	0.5%	0.5%	0.8%
% of FP17s Relating to Continuations	22	1,915	1.1%	0.7%	0.7%	0.9%
% of Patients satisfied with the dentistry they have received	0	1	N/A	90.9%	90.2%	93.2%
% of Patients satisfied with the time they had to wait for an appointment	0	1	N/A	82.1%	85.0%	88.3%

* This is based on patients treated on this contract for their most recent course of treatment. Figures in italics indicate the base number of FP17s or Patient Questionnaire responses are less than 100. N/A is shown where the base number of responses is less than 10 during the period. % is calculated as Quantity/Base number*100

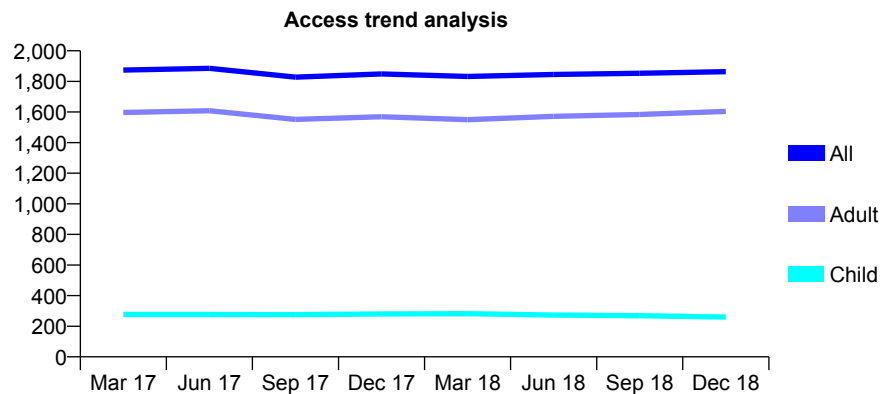
Q61 - Vital Signs At a Glance Contract Report for 680761/0002 - December 2018

Name or company name	MISS A KHAN
Contract type name	GDS Contract
Purpose of contract	General
Contract start date	15/03/2012
Contract end date	

18/19 Contracted general activity (UDA)	6,000
Carry forward general activity (UDA)	-120
18/19 Contracted orthodontic activity (UOA)	0
Carry forward orthodontic activity (UOA)	0
Baseline contract value	£169,764.46

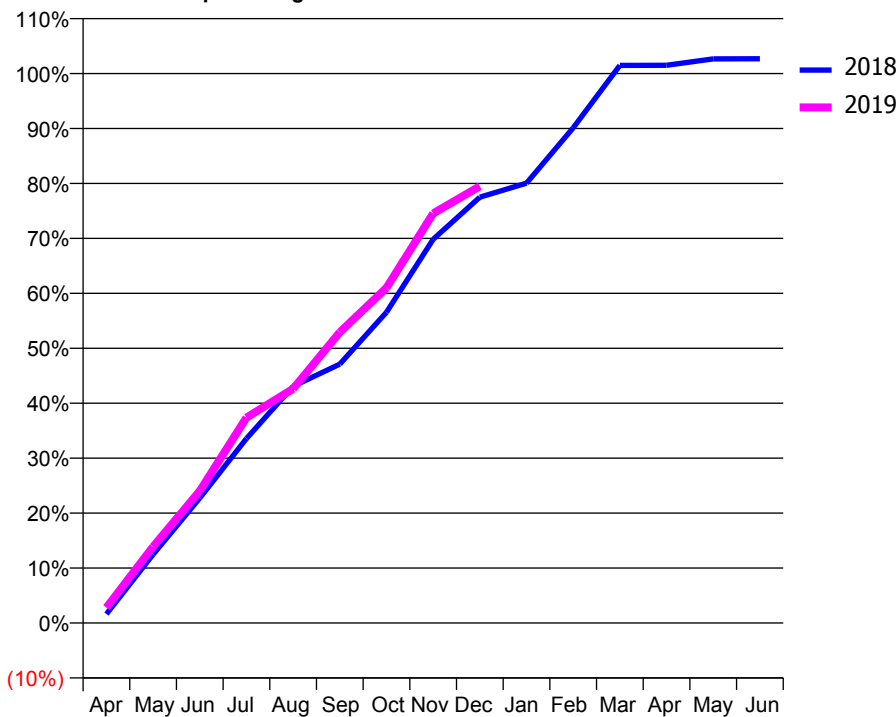
ACCESS*

Patients seen in 24 months	Total	Change since previous quarter
Quarter ending December 2017	1,849	
Quarter ending March 2018	1,832	→
Quarter ending June 2018	1,845	→
Quarter ending September 2018	1,853	→
Quarter ending December 2018	1,864	→
Variance since December 2017	0.8%	→



ACTIVITY

Cumulative percentage of contracted UDA delivered 2018 & 2019



Month	Adjusted Scheduled Activity (UDA)	
	2018	2019
April	99	169
May	749	833
June	1,364	1,443
July	2,015	2,243
August	2,585	2,557
September	2,827	3,175
October	3,394	3,660
November	4,190	4,472
December	4,650	4,769
January	4,802	
February	5,407	
March	6,088	
April	6,090	
May	6,160	
June	6,161	

QUALITY

	Quantity	Base Number	Contract	AT	Region	England
% of FP17s for the same patient ID Re-attending within 3 months - Children	18	220	8.2%	10.7%	11.8%	11.8%
% of FP17s for the same patient ID Re-attending within 3 months - Adults	324	1,566	20.7%	15.9%	16.7%	15.6%
% of FP17s for the same patient ID Re-attending between 3 & 9 months - Children	90	220	40.9%	44.8%	48.6%	58.8%
% of FP17s for the same patient ID Re-attending between 3 & 9 months - Adults	610	1,566	39.0%	37.0%	39.1%	51.0%
% of FP17s for Band 1 Urgent Courses	237	1,754	13.5%	10.9%	10.6%	9.0%
% of FP17s Relating to Free Repair or Replacements	21	1,754	1.2%	0.5%	0.5%	0.8%
% of FP17s Relating to Continuations	16	1,754	0.9%	0.7%	0.7%	0.9%
% of Patients satisfied with the dentistry they have received	1	1	N/A	90.9%	90.2%	93.2%
% of Patients satisfied with the time they had to wait for an appointment	1	1	N/A	82.1%	85.0%	88.3%

* This is based on patients treated on this contract for their most recent course of treatment. Figures in italics indicate the base number of FP17s or Patient Questionnaire responses are less than 100. N/A is shown where the base number of responses is less than 10 during the period. % is calculated as Quantity/Base number*100

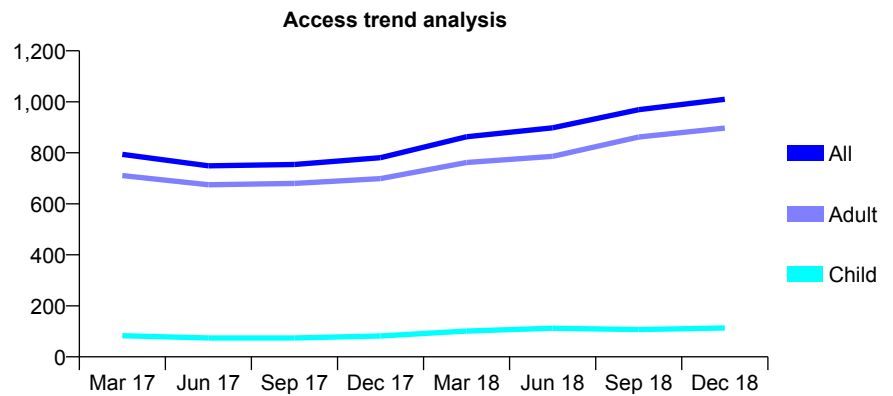
Q61 - Vital Signs At a Glance Contract Report for 681601/0001 - December 2018

Name or company name	Dental Centre @N4
Contract type name	GDS Contract
Purpose of contract	General
Contract start date	01/04/2006
Contract end date	

18/19 Contracted general activity (UDA)	3,000
Carry forward general activity (UDA)	-60
18/19 Contracted orthodontic activity (UOA)	0
Carry forward orthodontic activity (UOA)	0
Baseline contract value	£81,883.23

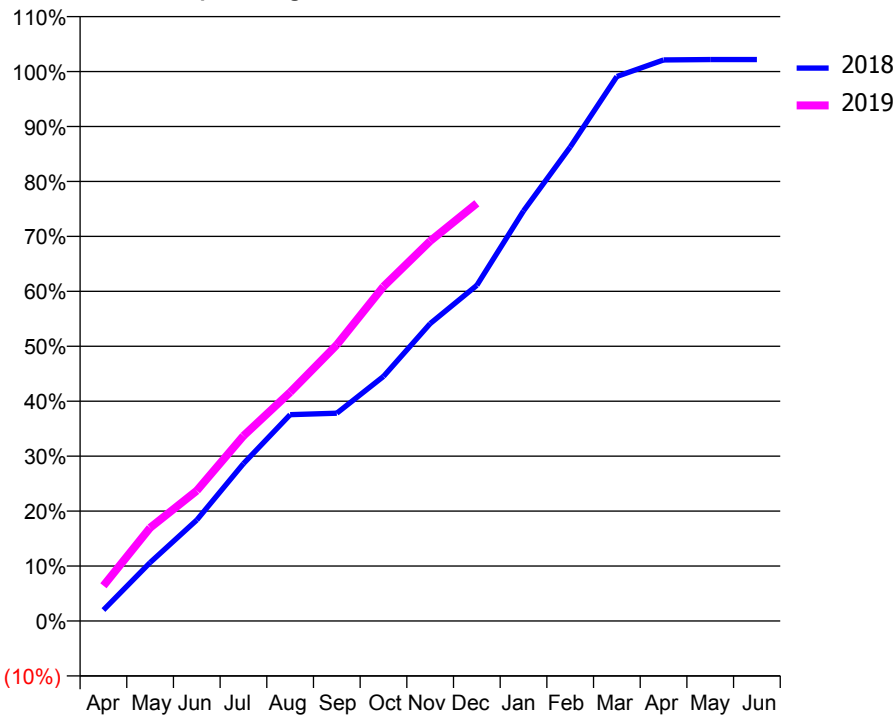
ACCESS*

Patients seen in 24 months	Total	Change since previous quarter
Quarter ending December 2017	781	
Quarter ending March 2018	863	↑
Quarter ending June 2018	898	↑
Quarter ending September 2018	969	↑
Quarter ending December 2018	1,010	↑
Variance since December 2017	29.3%	↑



ACTIVITY

Cumulative percentage of contracted UDA delivered 2018 & 2019



Month	Adjusted Scheduled Activity (UDA)	
	2018	2019
April	60	193
May	319	509
June	551	712
July	859	1,011
August	1,127	1,249
September	1,135	1,508
October	1,335	1,826
November	1,624	2,075
December	1,832	2,280
January	2,239	
February	2,588	
March	2,973	
April	3,063	
May	3,065	
June	3,065	

QUALITY

	Quantity	Base Number	Contract	AT	Region	England
% of FP17s for the same patient ID Re-attending within 3 months - Children	4	97	4.1%	10.7%	11.8%	11.8%
% of FP17s for the same patient ID Re-attending within 3 months - Adults	142	724	19.6%	15.9%	16.7%	15.6%
% of FP17s for the same patient ID Re-attending between 3 & 9 months - Children	26	97	26.8%	44.8%	48.6%	58.8%
% of FP17s for the same patient ID Re-attending between 3 & 9 months - Adults	152	724	21.0%	37.0%	39.1%	51.0%
% of FP17s for Band 1 Urgent Courses	207	791	26.2%	10.9%	10.6%	9.0%
% of FP17s Relating to Free Repair or Replacements	1	791	0.1%	0.5%	0.5%	0.8%
% of FP17s Relating to Continuations	1	791	0.1%	0.7%	0.7%	0.9%
% of Patients satisfied with the dentistry they have received	1	1	N/A	90.9%	90.2%	93.2%
% of Patients satisfied with the time they had to wait for an appointment	1	1	N/A	82.1%	85.0%	88.3%

* This is based on patients treated on this contract for their most recent course of treatment. Figures in italics indicate the base number of FP17s or Patient Questionnaire responses are less than 100. N/A is shown where the base number of responses is less than 10 during the period. % is calculated as Quantity/Base number*100

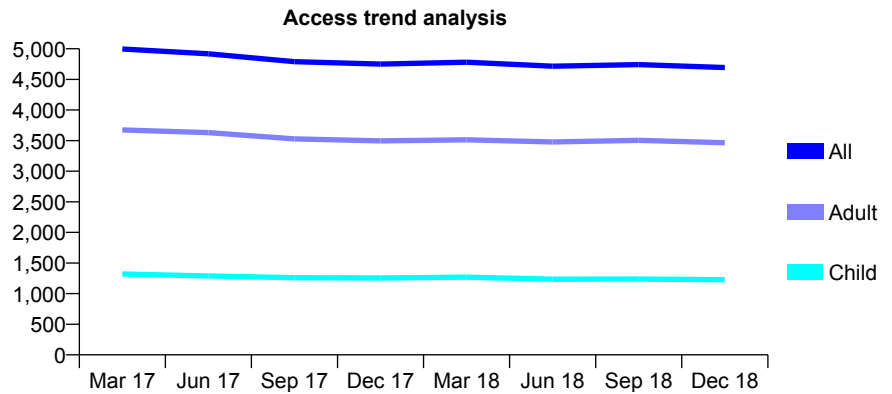
Q61 - Vital Signs At a Glance Contract Report for 683116/0001 - December 2018

Name or company name	MR SC KAPADIA
Contract type name	GDS Contract
Purpose of contract	General
Contract start date	01/04/2009
Contract end date	

18/19 Contracted general activity (UDA)	13,747
Carry forward general activity (UDA)	0
18/19 Contracted orthodontic activity (UOA)	0
Carry forward orthodontic activity (UOA)	0
Baseline contract value	£338,441.08

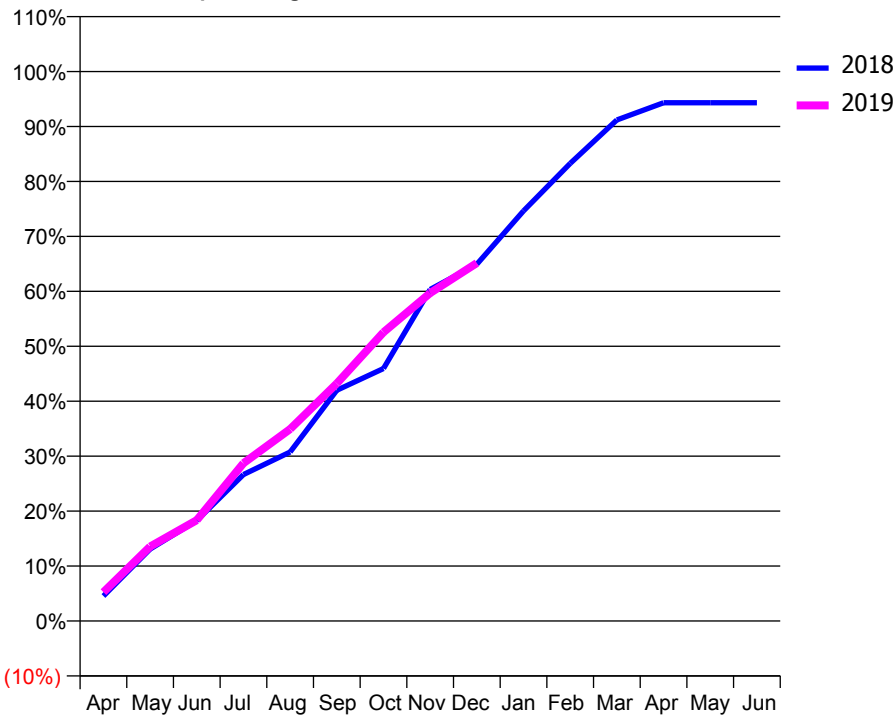
ACCESS*

Patients seen in 24 months	Total	Change since previous quarter
Quarter ending December 2017	4,751	
Quarter ending March 2018	4,782	→
Quarter ending June 2018	4,716	↓
Quarter ending September 2018	4,742	→
Quarter ending December 2018	4,694	↓
Variance since December 2017	(1.2%)	↓



ACTIVITY

Cumulative percentage of contracted UDA delivered 2018 & 2019



Month	Adjusted Scheduled Activity (UDA)	
	2018	2019
April	624	722
May	1,800	1,862
June	2,514	2,523
July	3,666	3,948
August	4,229	4,802
September	5,774	5,944
October	6,318	7,224
November	8,296	8,205
December	8,926	8,956
January	10,261	
February	11,447	
March	12,536	
April	12,966	
May	12,964	
June	12,964	

QUALITY

	Quantity	Base Number	Contract	AT	Region	England
% of FP17s for the same patient ID Re-attending within 3 months - Children	26	1,174	2.2%	10.7%	11.8%	11.8%
% of FP17s for the same patient ID Re-attending within 3 months - Adults	222	3,025	7.3%	15.9%	16.7%	15.6%
% of FP17s for the same patient ID Re-attending between 3 & 9 months - Children	689	1,174	58.7%	44.8%	48.6%	58.8%
% of FP17s for the same patient ID Re-attending between 3 & 9 months - Adults	1,697	3,025	56.1%	37.0%	39.1%	51.0%
% of FP17s for Band 1 Urgent Courses	184	4,003	4.6%	10.9%	10.6%	9.0%
% of FP17s Relating to Free Repair or Replacements	19	4,003	0.5%	0.5%	0.5%	0.8%
% of FP17s Relating to Continuations	0	4,003	0.0%	0.7%	0.7%	0.9%
% of Patients satisfied with the dentistry they have received	0	0	N/A	90.9%	90.2%	93.2%
% of Patients satisfied with the time they had to wait for an appointment	0	0	N/A	82.1%	85.0%	88.3%

* This is based on patients treated on this contract for their most recent course of treatment. Figures in italics indicate the base number of FP17s or Patient Questionnaire responses are less than 100. N/A is shown where the base number of responses is less than 10 during the period. % is calculated as Quantity/Base number*100

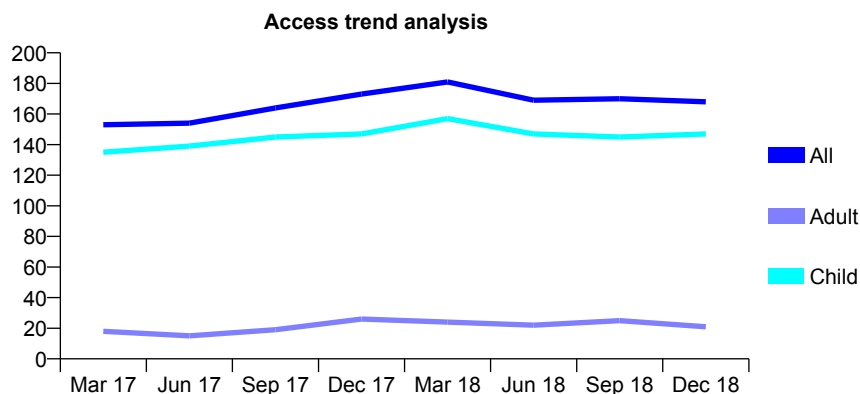
Q61 - Vital Signs At a Glance Contract Report for 683434/0001 - December 2018

Name or company name	MR F BASSEGGHI
Contract type name	GDS Contract
Purpose of contract	General
Contract start date	01/04/2006
Contract end date	

18/19 Contracted general activity (UDA)	320
Carry forward general activity (UDA)	-6
18/19 Contracted orthodontic activity (UOA)	0
Carry forward orthodontic activity (UOA)	0
Baseline contract value	£12,303.77

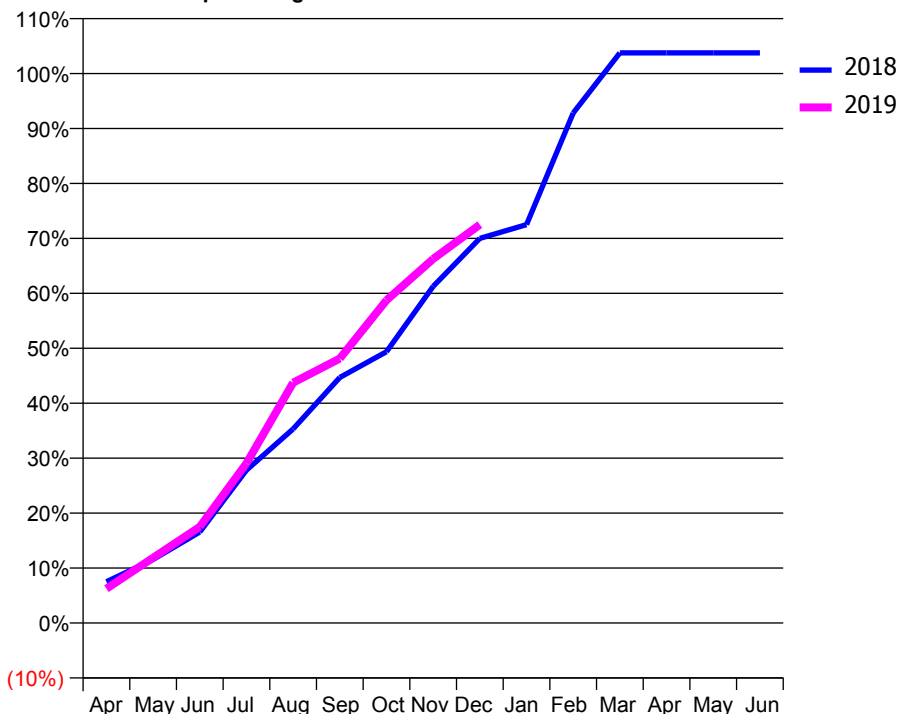
ACCESS*

Patients seen in 24 months	Total	Change since previous quarter
Quarter ending December 2017	173	
Quarter ending March 2018	181	↑
Quarter ending June 2018	169	↓
Quarter ending September 2018	170	→
Quarter ending December 2018	168	↓
Variance since December 2017	(2.9%)	↓



ACTIVITY

Cumulative percentage of contracted UDA delivered 2018 & 2019



Month	Adjusted Scheduled Activity (UDA)	
	2018	2019
April	24	20
May	37	38
June	53	56
July	89	93
August	113	140
September	143	154
October	158	188
November	196	212
December	224	232
January	232	
February	297	
March	332	
April	332	
May	332	
June	332	

QUALITY

	Quantity	Base Number	Contract	AT	Region	England
% of FP17s for the same patient ID Re-attending within 3 months - Children	15	149	10.1%	10.7%	11.8%	11.8%
% of FP17s for the same patient ID Re-attending within 3 months - Adults	0	6	0.0%	15.9%	16.7%	15.6%
% of FP17s for the same patient ID Re-attending between 3 & 9 months - Children	63	149	42.3%	44.8%	48.6%	58.8%
% of FP17s for the same patient ID Re-attending between 3 & 9 months - Adults	6	6	100.0%	37.0%	39.1%	51.0%
% of FP17s for Band 1 Urgent Courses	0	154	0.0%	10.9%	10.6%	9.0%
% of FP17s Relating to Free Repair or Replacements	0	154	0.0%	0.5%	0.5%	0.8%
% of FP17s Relating to Continuations	0	154	0.0%	0.7%	0.7%	0.9%
% of Patients satisfied with the dentistry they have received	0	0	N/A	90.9%	90.2%	93.2%
% of Patients satisfied with the time they had to wait for an appointment	0	0	N/A	82.1%	85.0%	88.3%

* This is based on patients treated on this contract for their most recent course of treatment. Figures in italics indicate the base number of FP17s or Patient Questionnaire responses are less than 100. N/A is shown where the base number of responses is less than 10 during the period. % is calculated as Quantity/Base number*100

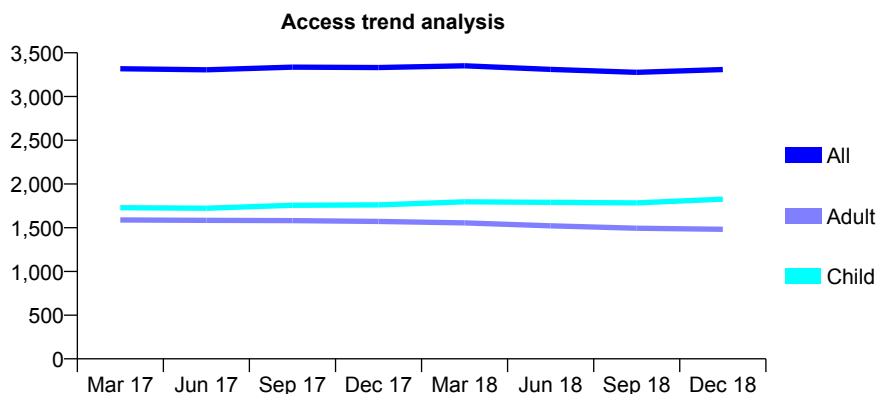
Q61 - Vital Signs At a Glance Contract Report for 685763/0001 - December 2018

Name or company name	MR S CHAUDHURI
Contract type name	GDS Contract
Purpose of contract	General
Contract start date	01/04/2008
Contract end date	

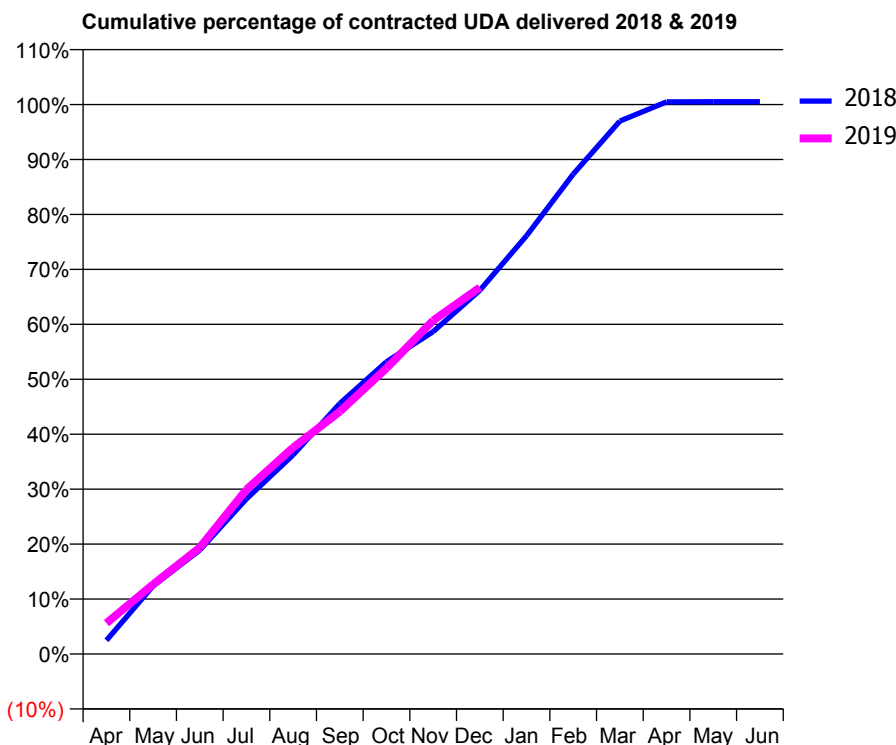
18/19 Contracted general activity (UDA)	12,935
Carry forward general activity (UDA)	-64
18/19 Contracted orthodontic activity (UOA)	0
Carry forward orthodontic activity (UOA)	0
Baseline contract value	£396,839.13

ACCESS*

Patients seen in 24 months	Total	Change since previous quarter
Quarter ending December 2017	3,332	
Quarter ending March 2018	3,351	→
Quarter ending June 2018	3,310	↓
Quarter ending September 2018	3,277	→
Quarter ending December 2018	3,309	→
Variance since December 2017	(0.7%)	→



ACTIVITY



Month	Adjusted Scheduled Activity (UDA)	
	2018	2019
April	322	727
May	1,603	1,639
June	2,446	2,505
July	3,653	3,873
August	4,688	4,860
September	5,896	5,709
October	6,879	6,729
November	7,589	7,852
December	8,562	8,626
January	9,845	
February	11,294	
March	12,543	
April	12,997	
May	12,999	
June	12,999	

QUALITY

	Quantity	Base Number	Contract	AT	Region	England
% of FP17s for the same patient ID Re-attending within 3 months - Children	171	2,013	8.5%	10.7%	11.8%	11.8%
% of FP17s for the same patient ID Re-attending within 3 months - Adults	416	1,602	26.0%	15.9%	16.7%	15.6%
% of FP17s for the same patient ID Re-attending between 3 & 9 months - Children	1,150	2,013	57.1%	44.8%	48.6%	58.8%
% of FP17s for the same patient ID Re-attending between 3 & 9 months - Adults	704	1,602	43.9%	37.0%	39.1%	51.0%
% of FP17s for Band 1 Urgent Courses	455	3,442	13.2%	10.9%	10.6%	9.0%
% of FP17s Relating to Free Repair or Replacements	8	3,442	0.2%	0.5%	0.5%	0.8%
% of FP17s Relating to Continuations	1	3,442	0.0%	0.7%	0.7%	0.9%
% of Patients satisfied with the dentistry they have received	0	0	N/A	90.9%	90.2%	93.2%
% of Patients satisfied with the time they had to wait for an appointment	0	0	N/A	82.1%	85.0%	88.3%

* This is based on patients treated on this contract for their most recent course of treatment. Figures in italics indicate the base number of FP17s or Patient Questionnaire responses are less than 100. N/A is shown where the base number of responses is less than 10 during the period. % is calculated as Quantity/Base number*100

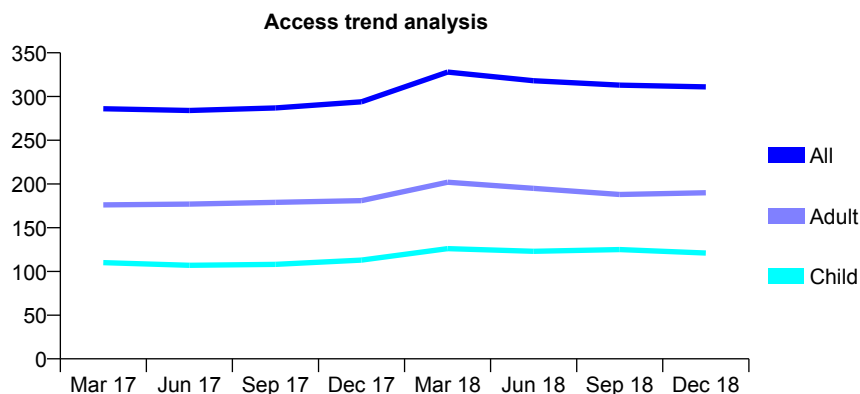
Q61 - Vital Signs At a Glance Contract Report for 687073/0001 - December 2018

Name or company name	MR H ALI
Contract type name	GDS Contract
Purpose of contract	General
Contract start date	01/04/2008
Contract end date	

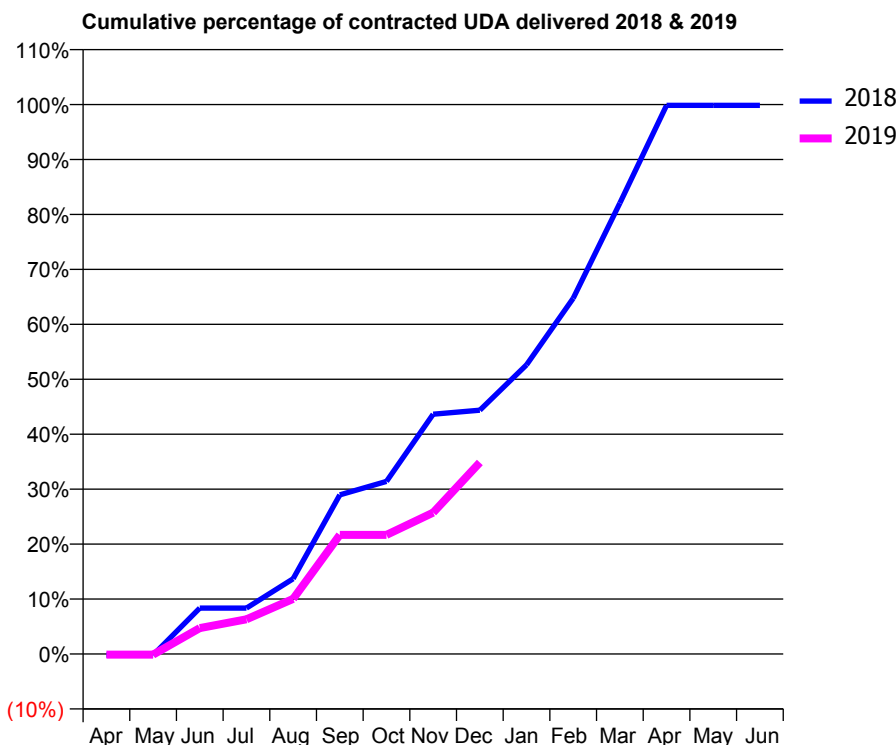
18/19 Contracted general activity (UDA)	1,376
Carry forward general activity (UDA)	2
18/19 Contracted orthodontic activity (UOA)	0
Carry forward orthodontic activity (UOA)	0
Baseline contract value	£38,626.06

ACCESS*

Patients seen in 24 months	Total	Change since previous quarter
Quarter ending December 2017	294	
Quarter ending March 2018	328	↑
Quarter ending June 2018	318	↓
Quarter ending September 2018	313	↓
Quarter ending December 2018	311	→
Variance since December 2017	5.8%	↑



ACTIVITY



Month	Adjusted Scheduled Activity (UDA)	
	2018	2019
April	-3	-2
May	-3	-2
June	115	65
July	115	87
August	189	138
September	399	298
October	432	298
November	600	354
December	610	480
January	724	
February	891	
March	1,129	
April	1,374	
May	1,374	
June	1,374	

QUALITY

	Quantity	Base Number	Contract	AT	Region	England
% of FP17s for the same patient ID Re-attending within 3 months - Children	0	101	0.0%	10.7%	11.8%	11.8%
% of FP17s for the same patient ID Re-attending within 3 months - Adults	6	112	5.4%	15.9%	16.7%	15.6%
% of FP17s for the same patient ID Re-attending between 3 & 9 months - Children	61	101	60.4%	44.8%	48.6%	58.8%
% of FP17s for the same patient ID Re-attending between 3 & 9 months - Adults	43	112	38.4%	37.0%	39.1%	51.0%
% of FP17s for Band 1 Urgent Courses	8	176	4.5%	10.9%	10.6%	9.0%
% of FP17s Relating to Free Repair or Replacements	0	176	0.0%	0.5%	0.5%	0.8%
% of FP17s Relating to Continuations	0	176	0.0%	0.7%	0.7%	0.9%
% of Patients satisfied with the dentistry they have received	0	0	N/A	90.9%	90.2%	93.2%
% of Patients satisfied with the time they had to wait for an appointment	0	0	N/A	82.1%	85.0%	88.3%

* This is based on patients treated on this contract for their most recent course of treatment. Figures in italics indicate the base number of FP17s or Patient Questionnaire responses are less than 100. N/A is shown where the base number of responses is less than 10 during the period. % is calculated as Quantity/Base number*100

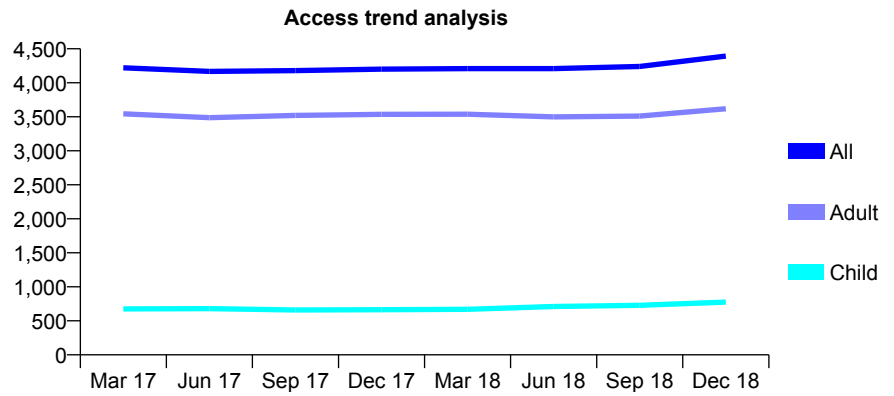
Q61 - Vital Signs At a Glance Contract Report for 687359/0001 - December 2018

Name or company name	MR K HADJI ALI AHMADI
Contract type name	GDS Contract
Purpose of contract	General
Contract start date	01/04/2006
Contract end date	

18/19 Contracted general activity (UDA)	17,540
Carry forward general activity (UDA)	0
18/19 Contracted orthodontic activity (UOA)	0
Carry forward orthodontic activity (UOA)	0
Baseline contract value	£648,612.21

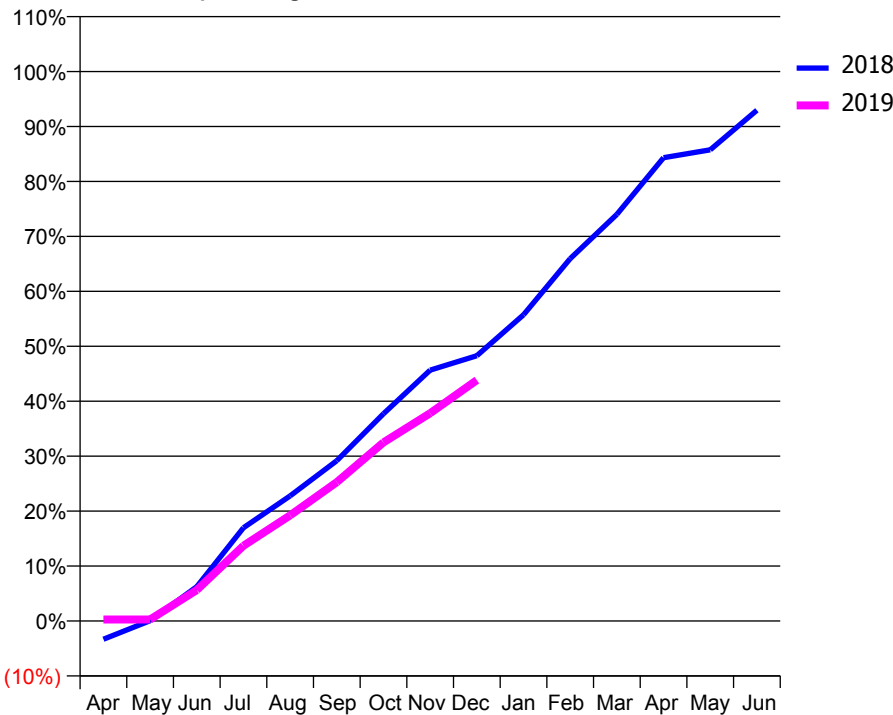
ACCESS*

Patients seen in 24 months	Total	Change since previous quarter
Quarter ending December 2017	4,201	
Quarter ending March 2018	4,208	→
Quarter ending June 2018	4,209	→
Quarter ending September 2018	4,240	→
Quarter ending December 2018	4,394	↑
Variance since December 2017	4.6%	↑



ACTIVITY

Cumulative percentage of contracted UDA delivered 2018 & 2019



Month	Adjusted Scheduled Activity (UDA)	
	2018	2019
April	-585	47
May	9	48
June	1,094	988
July	2,978	2,404
August	3,994	3,373
September	5,120	4,433
October	6,616	5,704
November	8,008	6,632
December	8,470	7,690
January	9,775	
February	11,566	
March	12,980	
April	14,790	
May	15,042	
June	16,303	

QUALITY

	Quantity	Base Number	Contract	AT	Region	England
% of FP17s for the same patient ID Re-attending within 3 months - Children	20	568	3.5%	10.7%	11.8%	11.8%
% of FP17s for the same patient ID Re-attending within 3 months - Adults	131	2,172	6.0%	15.9%	16.7%	15.6%
% of FP17s for the same patient ID Re-attending between 3 & 9 months - Children	115	568	20.2%	44.8%	48.6%	58.8%
% of FP17s for the same patient ID Re-attending between 3 & 9 months - Adults	550	2,172	25.3%	37.0%	39.1%	51.0%
% of FP17s for Band 1 Urgent Courses	104	2,215	4.7%	10.9%	10.6%	9.0%
% of FP17s Relating to Free Repair or Replacements	18	2,215	0.8%	0.5%	0.5%	0.8%
% of FP17s Relating to Continuations	4	2,215	0.2%	0.7%	0.7%	0.9%
% of Patients satisfied with the dentistry they have received	2	3	N/A	90.9%	90.2%	93.2%
% of Patients satisfied with the time they had to wait for an appointment	1	3	N/A	82.1%	85.0%	88.3%

* This is based on patients treated on this contract for their most recent course of treatment. Figures in italics indicate the base number of FP17s or Patient Questionnaire responses are less than 100. N/A is shown where the base number of responses is less than 10 during the period. % is calculated as Quantity/Base number*100

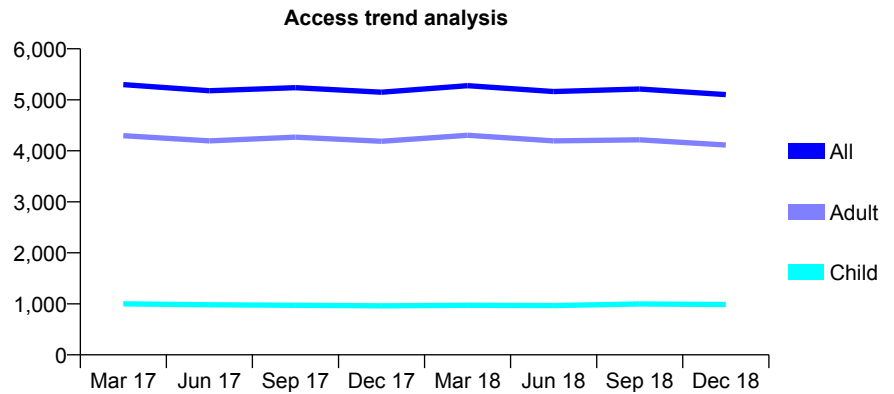
Q61 - Vital Signs At a Glance Contract Report for 688045/0001 - December 2018

Name or company name	MR M MOBASSERI
Contract type name	GDS Contract
Purpose of contract	General
Contract start date	03/07/2006
Contract end date	

18/19 Contracted general activity (UDA)	18,111
Carry forward general activity (UDA)	0
18/19 Contracted orthodontic activity (UOA)	0
Carry forward orthodontic activity (UOA)	0
Baseline contract value	£608,166.65

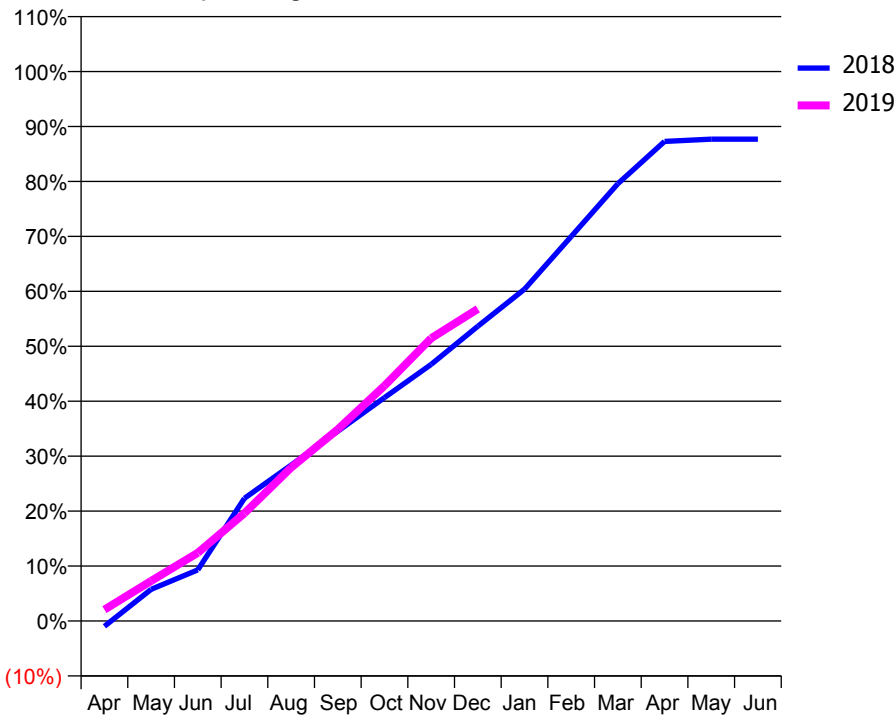
ACCESS*

Patients seen in 24 months	Total	Change since previous quarter
Quarter ending December 2017	5,148	
Quarter ending March 2018	5,277	↑
Quarter ending June 2018	5,161	↓
Quarter ending September 2018	5,212	→
Quarter ending December 2018	5,103	↓
Variance since December 2017	(0.9%)	→



ACTIVITY

Cumulative percentage of contracted UDA delivered 2018 & 2019



Month	Adjusted Scheduled Activity (UDA)	
	2018	2019
April	-176	378
May	1,043	1,321
June	1,686	2,250
July	4,047	3,553
August	5,141	5,056
September	6,257	6,318
October	7,366	7,754
November	8,457	9,321
December	9,714	10,286
January	10,939	
February	12,672	
March	14,414	
April	15,807	
May	15,882	
June	15,883	

QUALITY

	Quantity	Base Number	Contract	AT	Region	England
% of FP17s for the same patient ID Re-attending within 3 months - Children	66	783	8.4%	10.7%	11.8%	11.8%
% of FP17s for the same patient ID Re-attending within 3 months - Adults	508	2,799	18.1%	15.9%	16.7%	15.6%
% of FP17s for the same patient ID Re-attending between 3 & 9 months - Children	234	783	29.9%	44.8%	48.6%	58.8%
% of FP17s for the same patient ID Re-attending between 3 & 9 months - Adults	593	2,799	21.2%	37.0%	39.1%	51.0%
% of FP17s for Band 1 Urgent Courses	761	3,256	23.4%	10.9%	10.6%	9.0%
% of FP17s Relating to Free Repair or Replacements	8	3,256	0.2%	0.5%	0.5%	0.8%
% of FP17s Relating to Continuations	28	3,256	0.9%	0.7%	0.7%	0.9%
% of Patients satisfied with the dentistry they have received	0	1	N/A	90.9%	90.2%	93.2%
% of Patients satisfied with the time they had to wait for an appointment	0	1	N/A	82.1%	85.0%	88.3%

* This is based on patients treated on this contract for their most recent course of treatment. Figures in italics indicate the base number of FP17s or Patient Questionnaire responses are less than 100. N/A is shown where the base number of responses is less than 10 during the period. % is calculated as Quantity/Base number*100

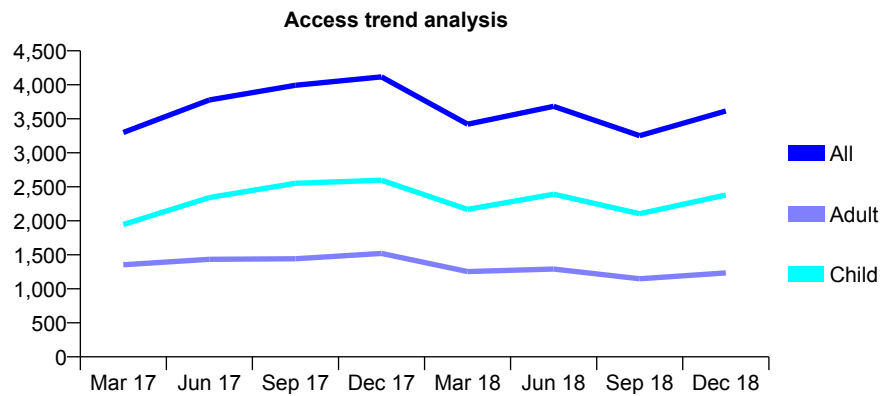
Q61 - Vital Signs At a Glance Contract Report for 689254/0005 - December 2018

Name or company name	MR M PATEL
Contract type name	GDS Contract
Purpose of contract	General
Contract start date	16/06/2010
Contract end date	

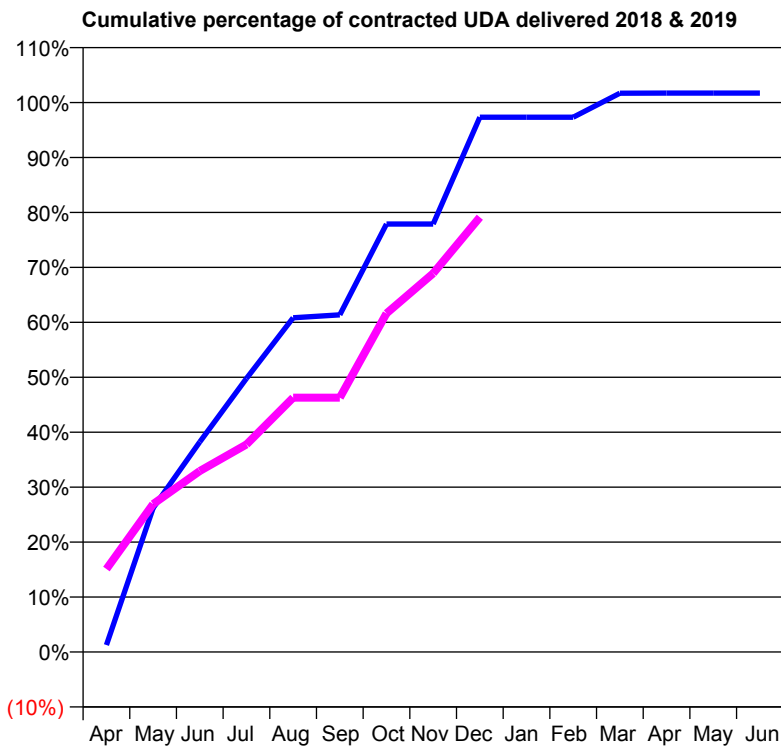
18/19 Contracted general activity (UDA)	9,508
Carry forward general activity (UDA)	-162
18/19 Contracted orthodontic activity (UOA)	0
Carry forward orthodontic activity (UOA)	0
Baseline contract value	£830,919.76

ACCESS*

Patients seen in 24 months	Total	Change since previous quarter
Quarter ending December 2017	4,117	
Quarter ending March 2018	3,421	↓
Quarter ending June 2018	3,683	↑
Quarter ending September 2018	3,252	↓
Quarter ending December 2018	3,615	↑
Variance since December 2017	(12.2%)	↓



ACTIVITY



Month	Adjusted Scheduled Activity (UDA)	
	2018	2019
April	122	1,437
May	2,490	2,559
June	3,634	3,131
July	4,734	3,591
August	5,783	4,400
September	5,834	4,400
October	7,404	5,859
November	7,404	6,553
December	9,254	7,523
January	9,254	
February	9,254	
March	9,669	
April	9,670	
May	9,670	
June	9,670	

QUALITY

	Quantity	Base Number	Contract	AT	Region	England
% of FP17s for the same patient ID Re-attending within 3 months - Children	7	1,645	0.4%	10.7%	11.8%	11.8%
% of FP17s for the same patient ID Re-attending within 3 months - Adults	3	773	0.4%	15.9%	16.7%	15.6%
% of FP17s for the same patient ID Re-attending between 3 & 9 months - Children	10	1,645	0.6%	44.8%	48.6%	58.8%
% of FP17s for the same patient ID Re-attending between 3 & 9 months - Adults	5	773	0.6%	37.0%	39.1%	51.0%
% of FP17s for Band 1 Urgent Courses	3	2,416	0.1%	10.9%	10.6%	9.0%
% of FP17s Relating to Free Repair or Replacements	1	2,416	0.0%	0.5%	0.5%	0.8%
% of FP17s Relating to Continuations	0	2,416	0.0%	0.7%	0.7%	0.9%
% of Patients satisfied with the dentistry they have received	0	1	N/A	90.9%	90.2%	93.2%
% of Patients satisfied with the time they had to wait for an appointment	0	1	N/A	82.1%	85.0%	88.3%

* This is based on patients treated on this contract for their most recent course of treatment. Figures in italics indicate the base number of FP17s or Patient Questionnaire responses are less than 100. N/A is shown where the base number of responses is less than 10 during the period. % is calculated as Quantity/Base number*100

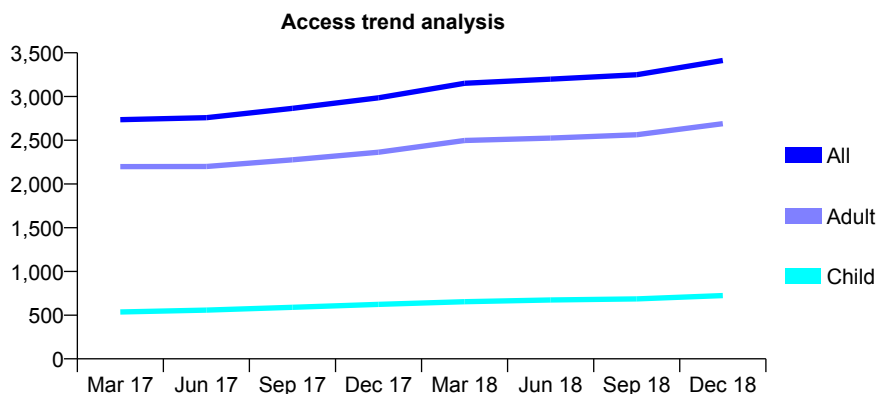
Q61 - Vital Signs At a Glance Contract Report for 689386/0003 - December 2018

Name or company name	MR SP DHAMI
Contract type name	GDS Contract
Purpose of contract	General
Contract start date	14/01/2010
Contract end date	

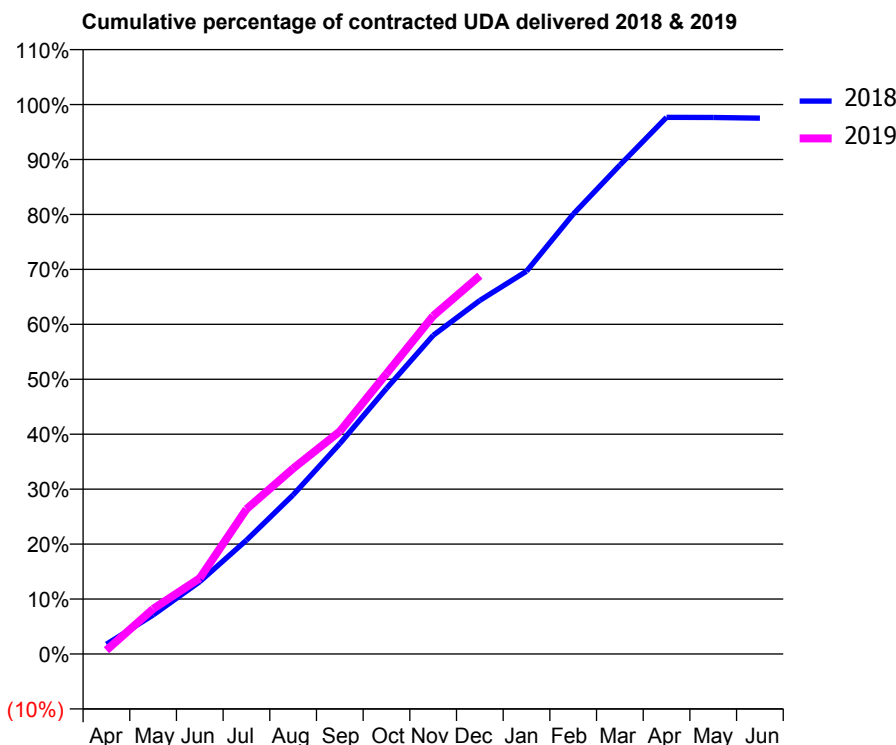
18/19 Contracted general activity (UDA)	11,716
Carry forward general activity (UDA)	290
18/19 Contracted orthodontic activity (UOA)	0
Carry forward orthodontic activity (UOA)	0
Baseline contract value	£297,133.99

ACCESS*

Patients seen in 24 months	Total	Change since previous quarter
Quarter ending December 2017	2,986	
Quarter ending March 2018	3,152	↑
Quarter ending June 2018	3,199	→
Quarter ending September 2018	3,249	→
Quarter ending December 2018	3,412	↑
Variance since December 2017	14.3%	↑



ACTIVITY



Month	Adjusted Scheduled Activity (UDA)	
	2018	2019
April	210	81
May	833	963
June	1,543	1,616
July	2,425	3,089
August	3,393	3,955
September	4,486	4,748
October	5,662	5,977
November	6,793	7,208
December	7,537	8,064
January	8,162	
February	9,377	
March	10,423	
April	11,442	
May	11,439	
June	11,426	

QUALITY

	Quantity	Base Number	Contract	AT	Region	England
% of FP17s for the same patient ID Re-attending within 3 months - Children	60	646	9.3%	10.7%	11.8%	11.8%
% of FP17s for the same patient ID Re-attending within 3 months - Adults	415	2,354	17.6%	15.9%	16.7%	15.6%
% of FP17s for the same patient ID Re-attending between 3 & 9 months - Children	296	646	45.8%	44.8%	48.6%	58.8%
% of FP17s for the same patient ID Re-attending between 3 & 9 months - Adults	898	2,354	38.1%	37.0%	39.1%	51.0%
% of FP17s for Band 1 Urgent Courses	334	2,758	12.1%	10.9%	10.6%	9.0%
% of FP17s Relating to Free Repair or Replacements	82	2,758	3.0%	0.5%	0.5%	0.8%
% of FP17s Relating to Continuations	11	2,758	0.4%	0.7%	0.7%	0.9%
% of Patients satisfied with the dentistry they have received	0	0	N/A	90.9%	90.2%	93.2%
% of Patients satisfied with the time they had to wait for an appointment	0	0	N/A	82.1%	85.0%	88.3%

* This is based on patients treated on this contract for their most recent course of treatment. Figures in italics indicate the base number of FP17s or Patient Questionnaire responses are less than 100. N/A is shown where the base number of responses is less than 10 during the period. % is calculated as Quantity/Base number*100

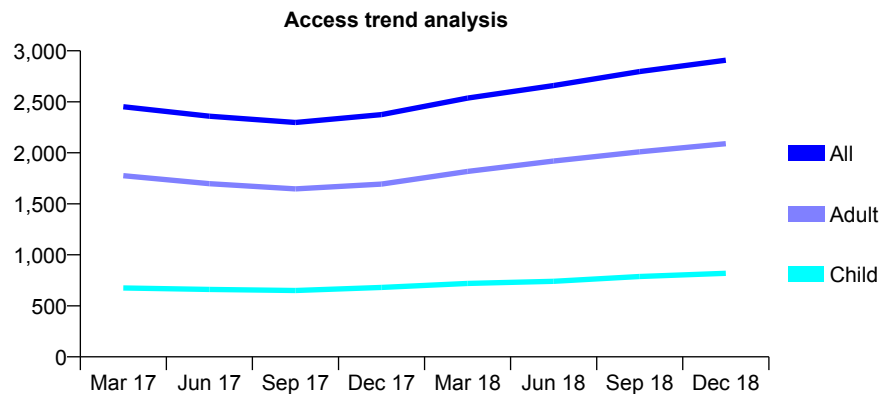
Q61 - Vital Signs At a Glance Contract Report for 691089/0001 - December 2018

Name or company name	Nile Street Dental Practice
Contract type name	GDS Contract
Purpose of contract	General
Contract start date	01/04/2006
Contract end date	

18/19 Contracted general activity (UDA)	8,238
Carry forward general activity (UDA)	0
18/19 Contracted orthodontic activity (UOA)	0
Carry forward orthodontic activity (UOA)	0
Baseline contract value	£237,061.66

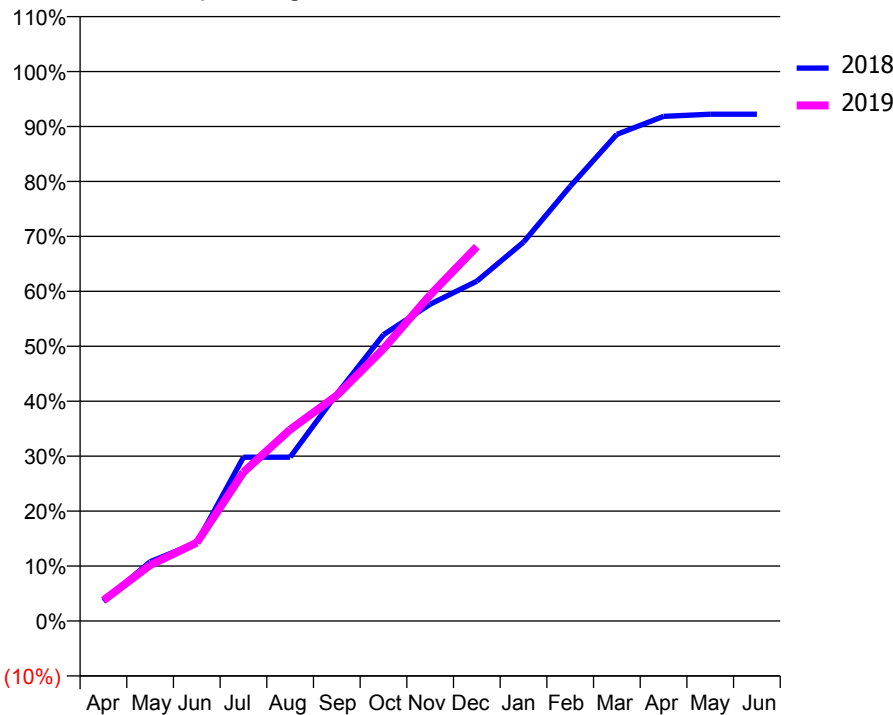
ACCESS*

Patients seen in 24 months	Total	Change since previous quarter
Quarter ending December 2017	2,374	
Quarter ending March 2018	2,536	↑
Quarter ending June 2018	2,660	↑
Quarter ending September 2018	2,797	↑
Quarter ending December 2018	2,908	↑
Variance since December 2017	22.5%	↑



ACTIVITY

Cumulative percentage of contracted UDA delivered 2018 & 2019



Month	Adjusted Scheduled Activity (UDA)	
	2018	2019
April	294	308
May	888	839
June	1,175	1,174
July	2,457	2,233
August	2,457	2,870
September	3,404	3,382
October	4,294	4,081
November	4,750	4,888
December	5,094	5,612
January	5,680	
February	6,516	
March	7,295	
April	7,566	
May	7,597	
June	7,597	

QUALITY

	Quantity	Base Number	Contract	AT	Region	England
% of FP17s for the same patient ID Re-attending within 3 months - Children	90	764	11.8%	10.7%	11.8%	11.8%
% of FP17s for the same patient ID Re-attending within 3 months - Adults	358	1,862	19.2%	15.9%	16.7%	15.6%
% of FP17s for the same patient ID Re-attending between 3 & 9 months - Children	269	764	35.2%	44.8%	48.6%	58.8%
% of FP17s for the same patient ID Re-attending between 3 & 9 months - Adults	610	1,862	32.8%	37.0%	39.1%	51.0%
% of FP17s for Band 1 Urgent Courses	355	2,502	14.2%	10.9%	10.6%	9.0%
% of FP17s Relating to Free Repair or Replacements	12	2,502	0.5%	0.5%	0.5%	0.8%
% of FP17s Relating to Continuations	3	2,502	0.1%	0.7%	0.7%	0.9%
% of Patients satisfied with the dentistry they have received	0	0	N/A	90.9%	90.2%	93.2%
% of Patients satisfied with the time they had to wait for an appointment	0	0	N/A	82.1%	85.0%	88.3%

* This is based on patients treated on this contract for their most recent course of treatment. Figures in italics indicate the base number of FP17s or Patient Questionnaire responses are less than 100. N/A is shown where the base number of responses is less than 10 during the period. % is calculated as Quantity/Base number*100

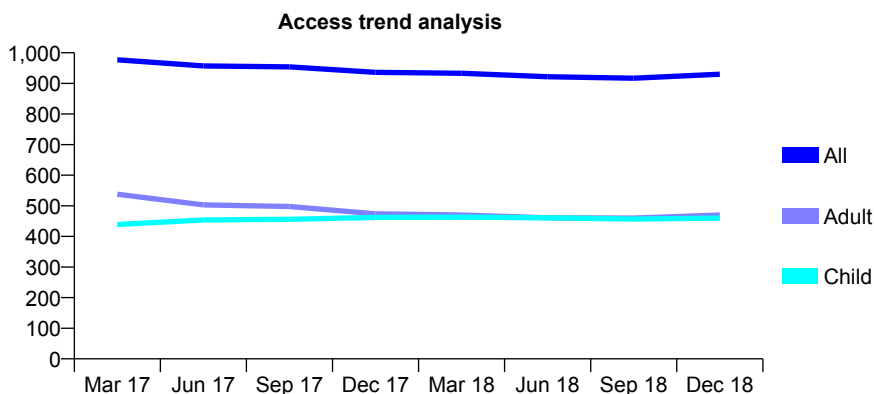
Q61 - Vital Signs At a Glance Contract Report for 693758/0001 - December 2018

Name or company name	MISS N PATEL
Contract type name	GDS Contract
Purpose of contract	General
Contract start date	01/04/2014
Contract end date	

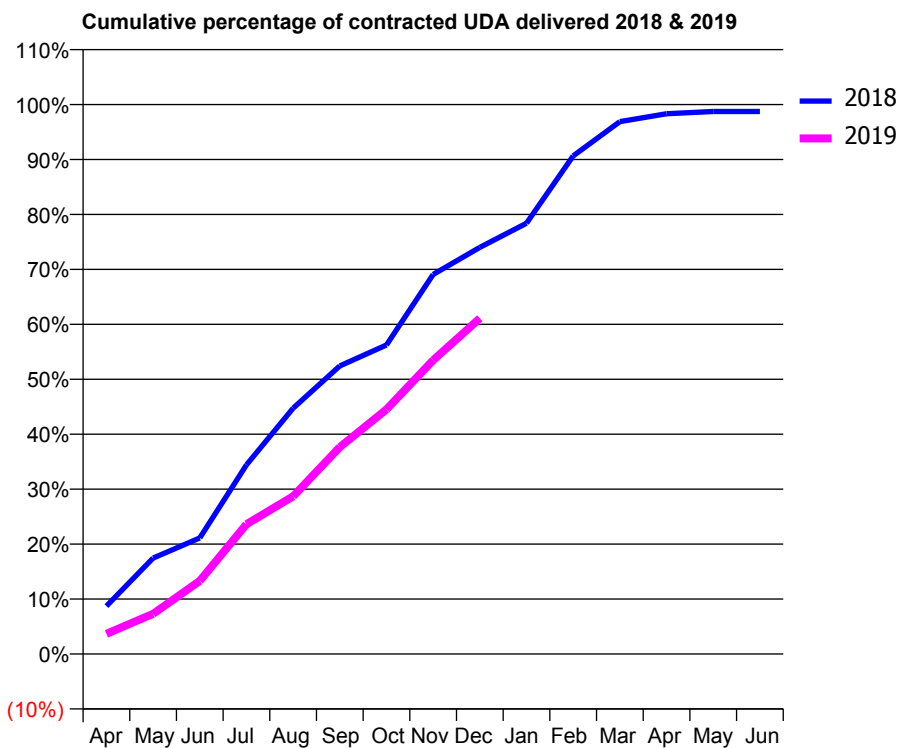
18/19 Contracted general activity (UDA)	2,137
Carry forward general activity (UDA)	27
18/19 Contracted orthodontic activity (UOA)	0
Carry forward orthodontic activity (UOA)	0
Baseline contract value	£54,423.06

ACCESS*

Patients seen in 24 months	Total	Change since previous quarter
Quarter ending December 2017	936	
Quarter ending March 2018	933	→
Quarter ending June 2018	922	↓
Quarter ending September 2018	917	→
Quarter ending December 2018	930	→
Variance since December 2017	(0.6%)	→



ACTIVITY



Adjusted Scheduled Activity (UDA)		
Month	2018	2019
April	186	79
May	373	156
June	452	284
July	735	505
August	956	613
September	1,121	805
October	1,202	951
November	1,476	1,143
December	1,581	1,306
January	1,675	
February	1,937	
March	2,070	
April	2,101	
May	2,110	
June	2,110	

QUALITY

	Quantity	Base Number	Contract	AT	Region	England
% of FP17s for the same patient ID Re-attending within 3 months - Children	29	438	6.6%	10.7%	11.8%	11.8%
% of FP17s for the same patient ID Re-attending within 3 months - Adults	42	351	12.0%	15.9%	16.7%	15.6%
% of FP17s for the same patient ID Re-attending between 3 & 9 months - Children	236	438	53.9%	44.8%	48.6%	58.8%
% of FP17s for the same patient ID Re-attending between 3 & 9 months - Adults	128	351	36.5%	37.0%	39.1%	51.0%
% of FP17s for Band 1 Urgent Courses	43	764	5.6%	10.9%	10.6%	9.0%
% of FP17s Relating to Free Repair or Replacements	3	764	0.4%	0.5%	0.5%	0.8%
% of FP17s Relating to Continuations	20	764	2.6%	0.7%	0.7%	0.9%
% of Patients satisfied with the dentistry they have received	0	0	N/A	90.9%	90.2%	93.2%
% of Patients satisfied with the time they had to wait for an appointment	0	0	N/A	82.1%	85.0%	88.3%

* This is based on patients treated on this contract for their most recent course of treatment. Figures in italics indicate the base number of FP17s or Patient Questionnaire responses are less than 100. N/A is shown where the base number of responses is less than 10 during the period. % is calculated as Quantity/Base number*100

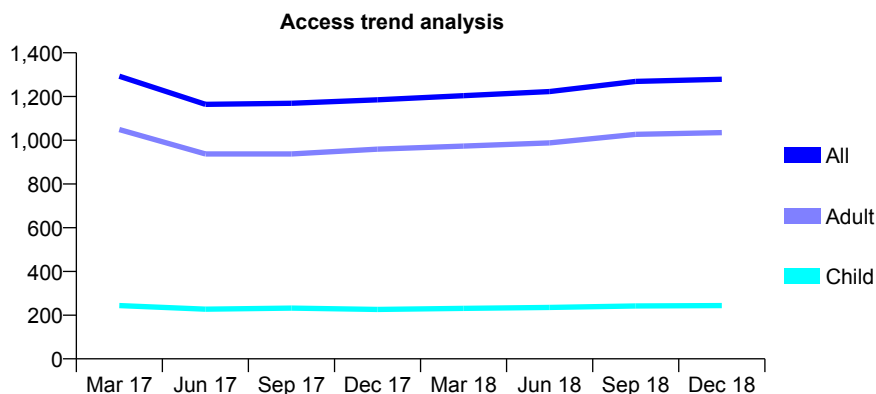
Q61 - Vital Signs At a Glance Contract Report for 725404/0001 - December 2018

Name or company name	MR K ELIAS
Contract type name	GDS Contract
Purpose of contract	General
Contract start date	01/04/2006
Contract end date	

18/19 Contracted general activity (UDA)	4,333
Carry forward general activity (UDA)	0
18/19 Contracted orthodontic activity (UOA)	0
Carry forward orthodontic activity (UOA)	0
Baseline contract value	£130,520.10

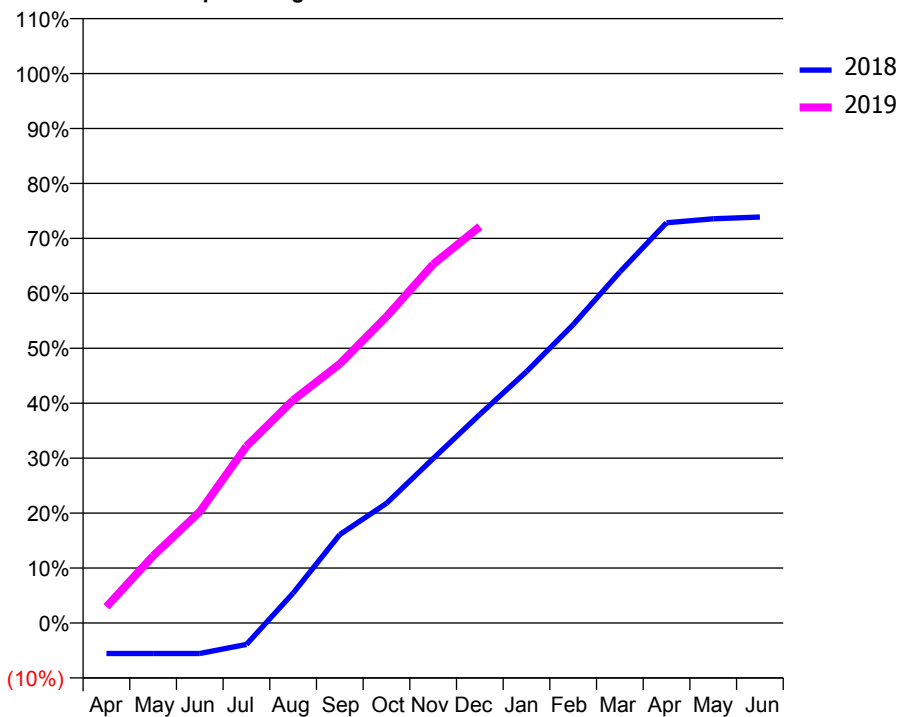
ACCESS*

Patients seen in 24 months	Total	Change since previous quarter
Quarter ending December 2017	1,185	
Quarter ending March 2018	1,204	→
Quarter ending June 2018	1,223	→
Quarter ending September 2018	1,269	↑
Quarter ending December 2018	1,279	→
Variance since December 2017	7.9%	↑



ACTIVITY

Cumulative percentage of contracted UDA delivered 2018 & 2019



Month	Adjusted Scheduled Activity (UDA)	
	2018	2019
April	-241	127
May	-241	530
June	-241	877
July	-170	1,394
August	236	1,757
September	697	2,044
October	944	2,416
November	1,297	2,829
December	1,645	3,126
January	1,983	
February	2,353	
March	2,768	
April	3,156	
May	3,188	
June	3,201	

QUALITY

	Quantity	Base Number	Contract	AT	Region	England
% of FP17s for the same patient ID Re-attending within 3 months - Children	8	178	4.5%	10.7%	11.8%	11.8%
% of FP17s for the same patient ID Re-attending within 3 months - Adults	62	744	8.3%	15.9%	16.7%	15.6%
% of FP17s for the same patient ID Re-attending between 3 & 9 months - Children	32	178	18.0%	44.8%	48.6%	58.8%
% of FP17s for the same patient ID Re-attending between 3 & 9 months - Adults	160	744	21.5%	37.0%	39.1%	51.0%
% of FP17s for Band 1 Urgent Courses	63	820	7.7%	10.9%	10.6%	9.0%
% of FP17s Relating to Free Repair or Replacements	3	820	0.4%	0.5%	0.5%	0.8%
% of FP17s Relating to Continuations	0	820	0.0%	0.7%	0.7%	0.9%
% of Patients satisfied with the dentistry they have received	1	1	N/A	90.9%	90.2%	93.2%
% of Patients satisfied with the time they had to wait for an appointment	1	1	N/A	82.1%	85.0%	88.3%

* This is based on patients treated on this contract for their most recent course of treatment. Figures in italics indicate the base number of FP17s or Patient Questionnaire responses are less than 100. N/A is shown where the base number of responses is less than 10 during the period. % is calculated as Quantity/Base number*100

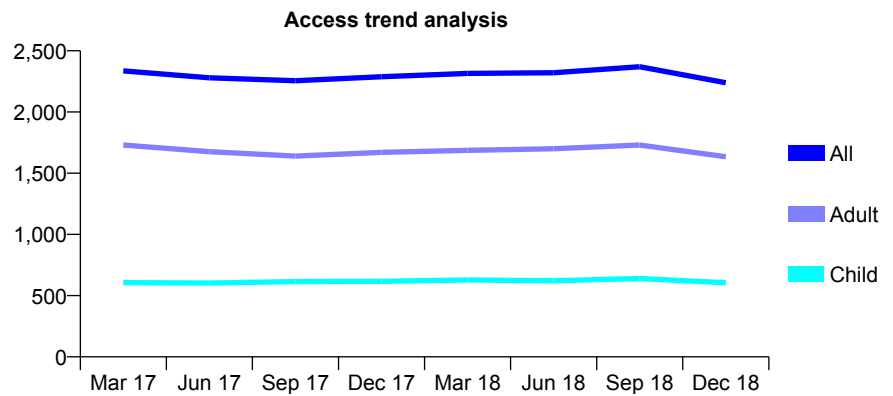
Q61 - Vital Signs At a Glance Contract Report for 729426/0001 - December 2018

Name or company name	Nether Street Dental Practice
Contract type name	GDS Contract
Purpose of contract	General
Contract start date	02/07/2007
Contract end date	

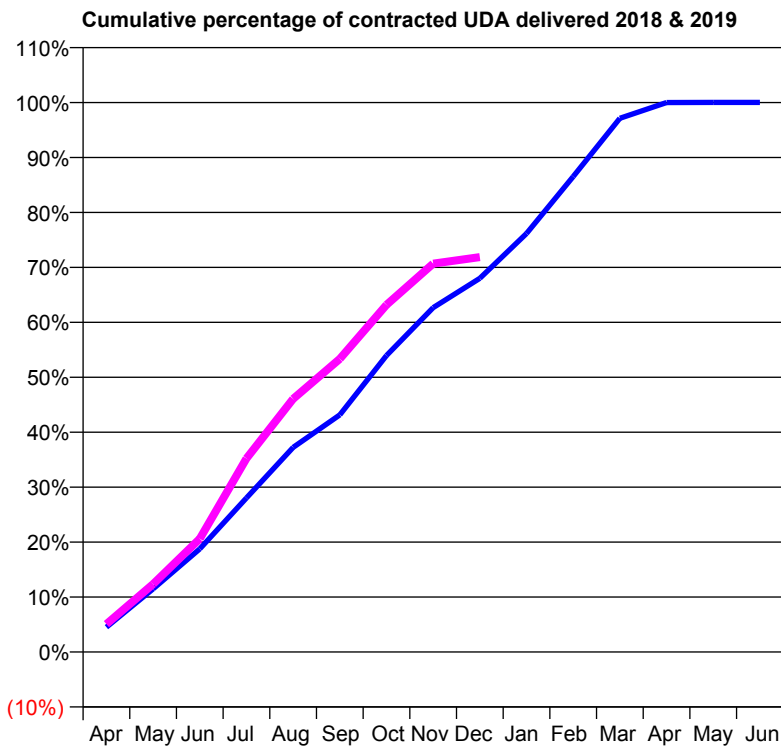
18/19 Contracted general activity (UDA)	5,212
Carry forward general activity (UDA)	-1
18/19 Contracted orthodontic activity (UOA)	0
Carry forward orthodontic activity (UOA)	0
Baseline contract value	£145,570.41

ACCESS*

Patients seen in 24 months	Total	Change since previous quarter
Quarter ending December 2017	2,288	
Quarter ending March 2018	2,315	→
Quarter ending June 2018	2,321	→
Quarter ending September 2018	2,370	↑
Quarter ending December 2018	2,239	↓
Variance since December 2017	(2.1%)	↓



ACTIVITY



Month	Adjusted Scheduled Activity (UDA)	
	2018	2019
April	236	266
May	599	645
June	978	1,074
July	1,462	1,836
August	1,941	2,401
September	2,250	2,781
October	2,812	3,293
November	3,267	3,684
December	3,544	3,746
January	3,969	
February	4,509	
March	5,063	
April	5,212	
May	5,213	
June	5,213	

QUALITY

	Quantity	Base Number	Contract	AT	Region	England
% of FP17s for the same patient ID Re-attending within 3 months - Children	21	511	4.1%	10.7%	11.8%	11.8%
% of FP17s for the same patient ID Re-attending within 3 months - Adults	77	1,069	7.2%	15.9%	16.7%	15.6%
% of FP17s for the same patient ID Re-attending between 3 & 9 months - Children	178	511	34.8%	44.8%	48.6%	58.8%
% of FP17s for the same patient ID Re-attending between 3 & 9 months - Adults	327	1,069	30.6%	37.0%	39.1%	51.0%
% of FP17s for Band 1 Urgent Courses	163	1,519	10.7%	10.9%	10.6%	9.0%
% of FP17s Relating to Free Repair or Replacements	1	1,519	0.1%	0.5%	0.5%	0.8%
% of FP17s Relating to Continuations	0	1,519	0.0%	0.7%	0.7%	0.9%
% of Patients satisfied with the dentistry they have received	0	0	N/A	90.9%	90.2%	93.2%
% of Patients satisfied with the time they had to wait for an appointment	0	0	N/A	82.1%	85.0%	88.3%

* This is based on patients treated on this contract for their most recent course of treatment. Figures in italics indicate the base number of FP17s or Patient Questionnaire responses are less than 100. N/A is shown where the base number of responses is less than 10 during the period. % is calculated as Quantity/Base number*100

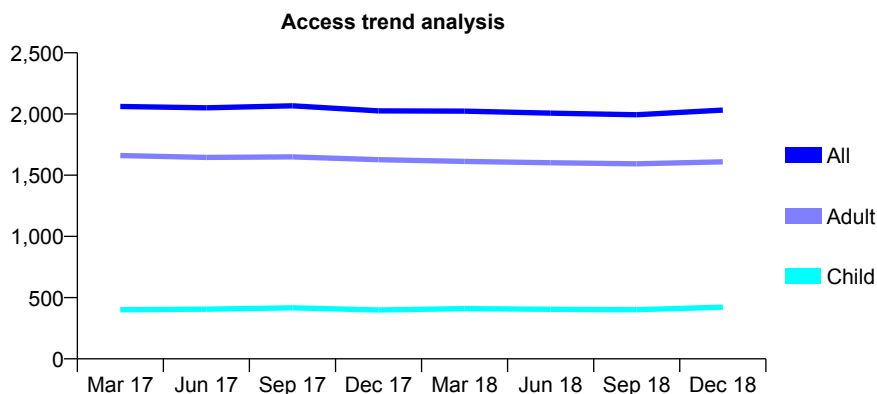
Q61 - Vital Signs At a Glance Contract Report for 729914/0001 - December 2018

Name or company name	MR ML EVANS
Contract type name	GDS Contract
Purpose of contract	General
Contract start date	01/04/2006
Contract end date	

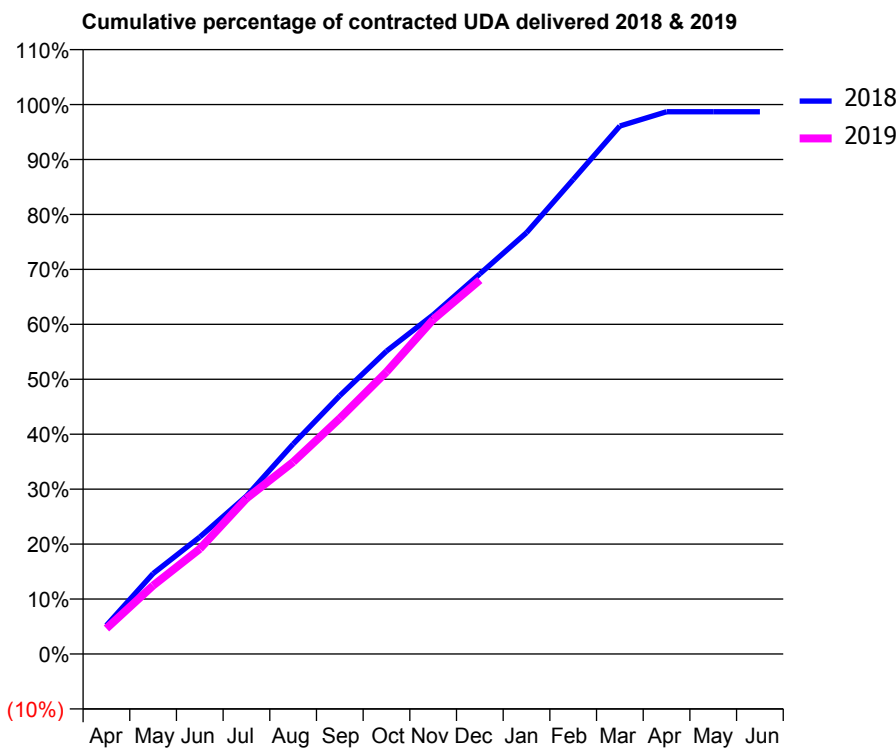
18/19 Contracted general activity (UDA)	7,180
Carry forward general activity (UDA)	94
18/19 Contracted orthodontic activity (UOA)	0
Carry forward orthodontic activity (UOA)	0
Baseline contract value	£244,672.48

ACCESS*

Patients seen in 24 months	Total	Change since previous quarter
Quarter ending December 2017	2,026	
Quarter ending March 2018	2,023	→
Quarter ending June 2018	2,007	→
Quarter ending September 2018	1,994	→
Quarter ending December 2018	2,032	→
Variance since December 2017	0.3%	→



ACTIVITY



Month	Adjusted Scheduled Activity (UDA)	
	2018	2019
April	373	334
May	1,052	894
June	1,529	1,373
July	2,063	2,033
August	2,744	2,508
September	3,376	3,080
October	3,957	3,686
November	4,431	4,370
December	4,966	4,886
January	5,505	
February	6,201	
March	6,899	
April	7,086	
May	7,086	
June	7,086	

QUALITY

	Quantity	Base Number	Contract	AT	Region	England
% of FP17s for the same patient ID Re-attending within 3 months - Children	17	351	4.8%	10.7%	11.8%	11.8%
% of FP17s for the same patient ID Re-attending within 3 months - Adults	326	1,410	23.1%	15.9%	16.7%	15.6%
% of FP17s for the same patient ID Re-attending between 3 & 9 months - Children	119	351	33.9%	44.8%	48.6%	58.8%
% of FP17s for the same patient ID Re-attending between 3 & 9 months - Adults	512	1,410	36.3%	37.0%	39.1%	51.0%
% of FP17s for Band 1 Urgent Courses	0	1,701	0.0%	10.9%	10.6%	9.0%
% of FP17s Relating to Free Repair or Replacements	0	1,701	0.0%	0.5%	0.5%	0.8%
% of FP17s Relating to Continuations	212	1,701	12.5%	0.7%	0.7%	0.9%
% of Patients satisfied with the dentistry they have received	1	1	N/A	90.9%	90.2%	93.2%
% of Patients satisfied with the time they had to wait for an appointment	1	1	N/A	82.1%	85.0%	88.3%

* This is based on patients treated on this contract for their most recent course of treatment. Figures in italics indicate the base number of FP17s or Patient Questionnaire responses are less than 100. N/A is shown where the base number of responses is less than 10 during the period. % is calculated as Quantity/Base number*100

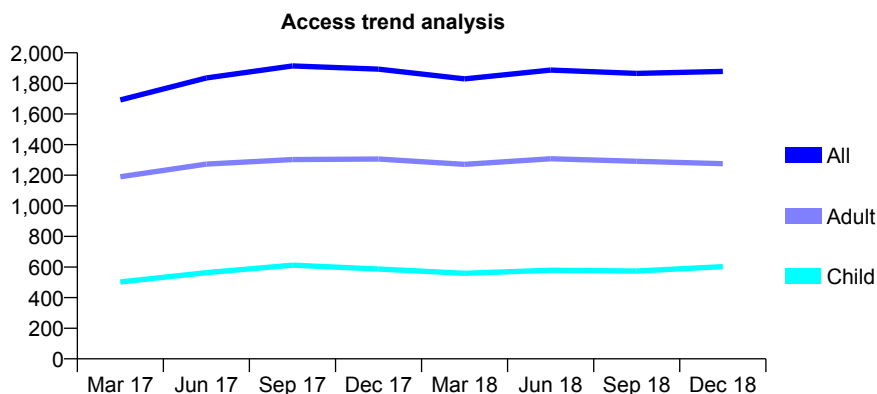
Q61 - Vital Signs At a Glance Contract Report for 730726/0001 - December 2018

Name or company name	Family Dental Care
Contract type name	GDS Contract
Purpose of contract	General
Contract start date	01/04/2006
Contract end date	

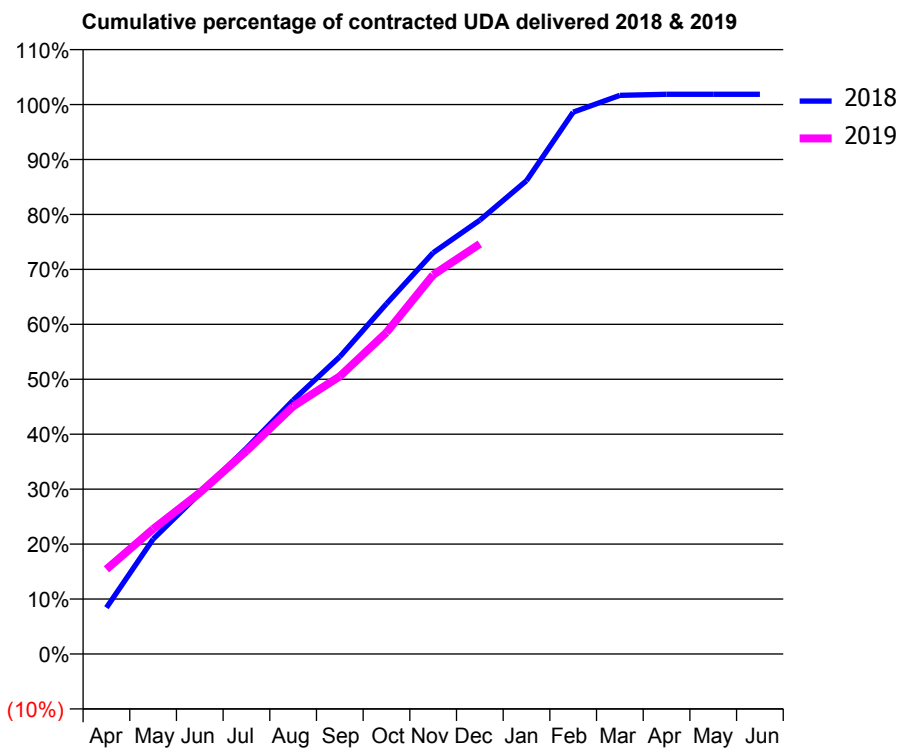
18/19 Contracted general activity (UDA)	5,150
Carry forward general activity (UDA)	-95
18/19 Contracted orthodontic activity (UOA)	0
Carry forward orthodontic activity (UOA)	0
Baseline contract value	£192,786.82

ACCESS*

Patients seen in 24 months	Total	Change since previous quarter
Quarter ending December 2017	1,893	
Quarter ending March 2018	1,830	↓
Quarter ending June 2018	1,887	↑
Quarter ending September 2018	1,865	↓
Quarter ending December 2018	1,878	→
Variance since December 2017	(0.8%)	→



ACTIVITY



Month	Adjusted Scheduled Activity (UDA)	
	2018	2019
April	434	794
May	1,077	1,172
June	1,505	1,512
July	1,929	1,903
August	2,379	2,321
September	2,786	2,602
October	3,282	3,014
November	3,761	3,553
December	4,066	3,843
January	4,437	
February	5,078	
March	5,235	
April	5,245	
May	5,245	
June	5,245	

QUALITY

	Quantity	Base Number	Contract	AT	Region	England
% of FP17s for the same patient ID Re-attending within 3 months - Children	22	488	4.5%	10.7%	11.8%	11.8%
% of FP17s for the same patient ID Re-attending within 3 months - Adults	71	911	7.8%	15.9%	16.7%	15.6%
% of FP17s for the same patient ID Re-attending between 3 & 9 months - Children	150	488	30.7%	44.8%	48.6%	58.8%
% of FP17s for the same patient ID Re-attending between 3 & 9 months - Adults	200	911	22.0%	37.0%	39.1%	51.0%
% of FP17s for Band 1 Urgent Courses	117	1,392	8.4%	10.9%	10.6%	9.0%
% of FP17s Relating to Free Repair or Replacements	5	1,392	0.4%	0.5%	0.5%	0.8%
% of FP17s Relating to Continuations	0	1,392	0.0%	0.7%	0.7%	0.9%
% of Patients satisfied with the dentistry they have received	0	0	N/A	90.9%	90.2%	93.2%
% of Patients satisfied with the time they had to wait for an appointment	0	0	N/A	82.1%	85.0%	88.3%

* This is based on patients treated on this contract for their most recent course of treatment. Figures in italics indicate the base number of FP17s or Patient Questionnaire responses are less than 100. N/A is shown where the base number of responses is less than 10 during the period. % is calculated as Quantity/Base number*100

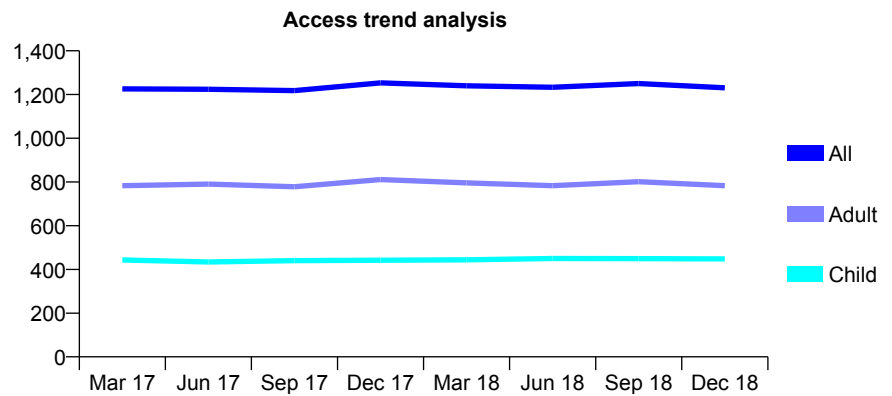
Q61 - Vital Signs At a Glance Contract Report for 731129/0001 - December 2018

Name or company name	MR AZ MALIK
Contract type name	GDS Contract
Purpose of contract	General
Contract start date	01/04/2006
Contract end date	

18/19 Contracted general activity (UDA)	3,500
Carry forward general activity (UDA)	-39
18/19 Contracted orthodontic activity (UOA)	0
Carry forward orthodontic activity (UOA)	0
Baseline contract value	£85,598.06

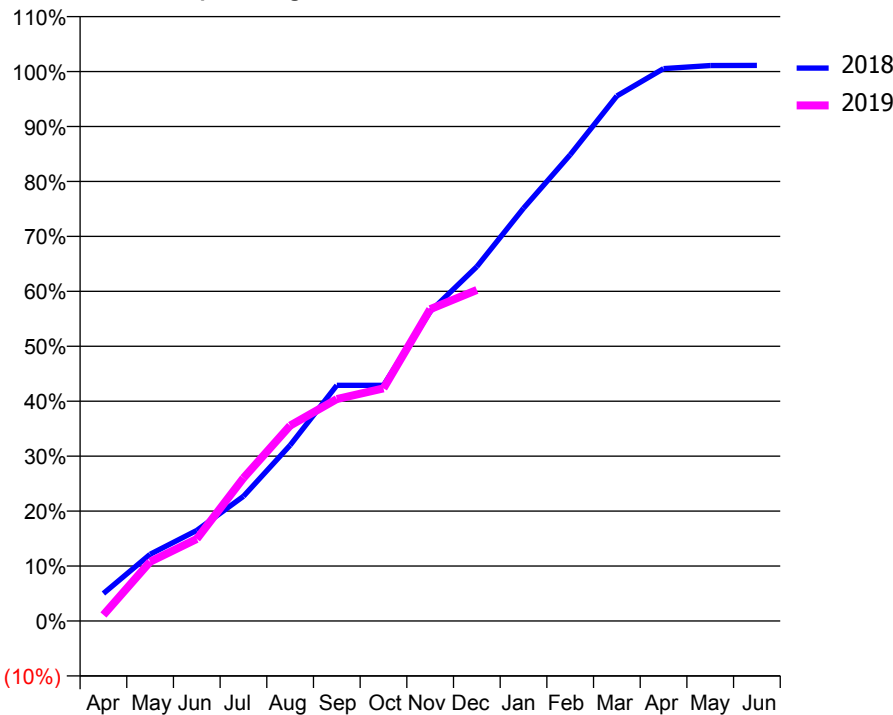
ACCESS*

Patients seen in 24 months	Total	Change since previous quarter
Quarter ending December 2017	1,253	
Quarter ending March 2018	1,240	↓
Quarter ending June 2018	1,233	→
Quarter ending September 2018	1,250	→
Quarter ending December 2018	1,231	↓
Variance since December 2017	(1.8%)	↓



ACTIVITY

Cumulative percentage of contracted UDA delivered 2018 & 2019



Month	Adjusted Scheduled Activity (UDA)	
	2018	2019
April	175	39
May	425	377
June	577	523
July	794	911
August	1,120	1,245
September	1,502	1,414
October	1,502	1,482
November	1,971	1,986
December	2,257	2,109
January	2,629	
February	2,970	
March	3,344	
April	3,518	
May	3,538	
June	3,539	

QUALITY

	Quantity	Base Number	Contract	AT	Region	England
% of FP17s for the same patient ID Re-attending within 3 months - Children	38	513	7.4%	10.7%	11.8%	11.8%
% of FP17s for the same patient ID Re-attending within 3 months - Adults	119	594	20.0%	15.9%	16.7%	15.6%
% of FP17s for the same patient ID Re-attending between 3 & 9 months - Children	359	513	70.0%	44.8%	48.6%	58.8%
% of FP17s for the same patient ID Re-attending between 3 & 9 months - Adults	241	594	40.6%	37.0%	39.1%	51.0%
% of FP17s for Band 1 Urgent Courses	117	1,028	11.4%	10.9%	10.6%	9.0%
% of FP17s Relating to Free Repair or Replacements	11	1,028	1.1%	0.5%	0.5%	0.8%
% of FP17s Relating to Continuations	0	1,028	0.0%	0.7%	0.7%	0.9%
% of Patients satisfied with the dentistry they have received	1	1	N/A	90.9%	90.2%	93.2%
% of Patients satisfied with the time they had to wait for an appointment	1	1	N/A	82.1%	85.0%	88.3%

* This is based on patients treated on this contract for their most recent course of treatment. Figures in italics indicate the base number of FP17s or Patient Questionnaire responses are less than 100. N/A is shown where the base number of responses is less than 10 during the period. % is calculated as Quantity/Base number*100

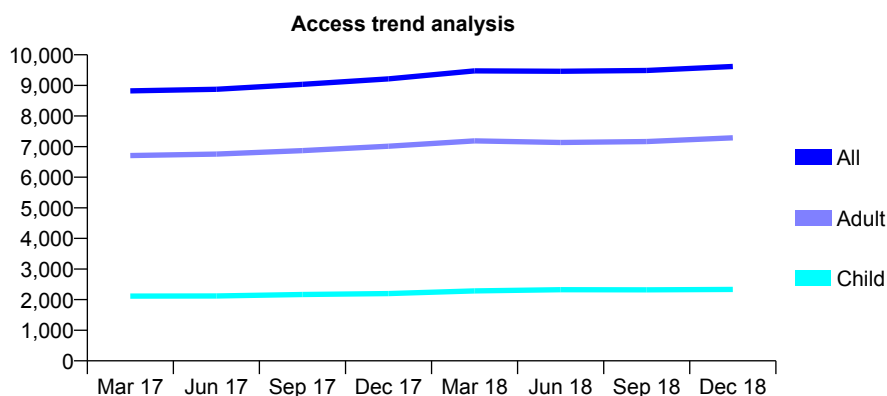
Q61 - Vital Signs At a Glance Contract Report for 731285/0001 - December 2018

Name or company name	Nisha Majeveda
Contract type name	GDS Contract
Purpose of contract	General
Contract start date	01/04/2006
Contract end date	

18/19 Contracted general activity (UDA)	23,933
Carry forward general activity (UDA)	-441
18/19 Contracted orthodontic activity (UOA)	0
Carry forward orthodontic activity (UOA)	0
Baseline contract value	£824,963.86

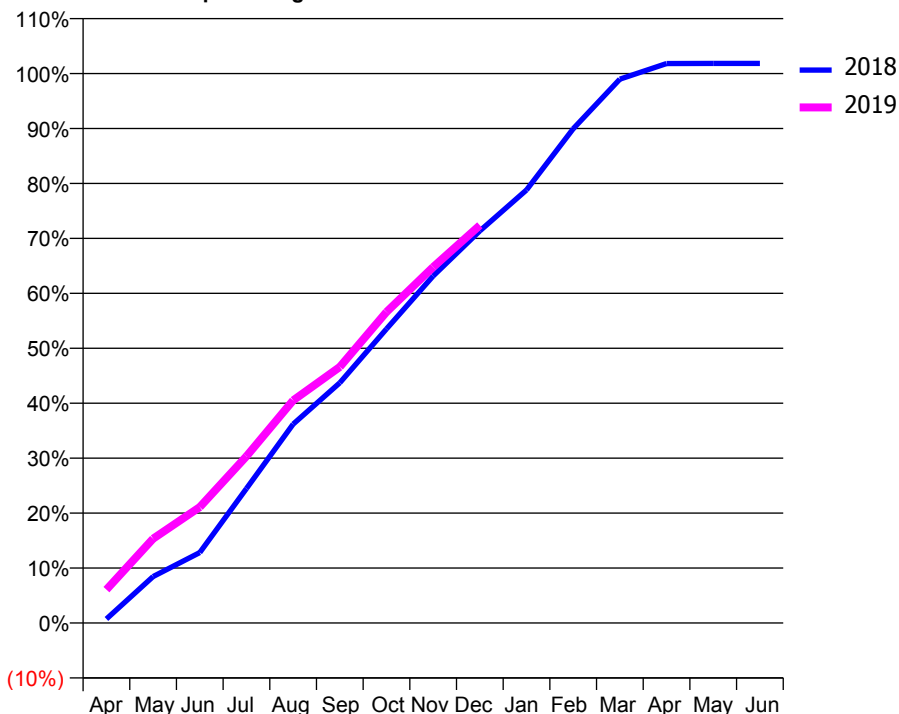
ACCESS*

Patients seen in 24 months	Total	Change since previous quarter
Quarter ending December 2017	9,214	
Quarter ending March 2018	9,473	↑
Quarter ending June 2018	9,461	→
Quarter ending September 2018	9,486	→
Quarter ending December 2018	9,619	→
Variance since December 2017	4.4%	↑



ACTIVITY

Cumulative percentage of contracted UDA delivered 2018 & 2019



Month	Adjusted Scheduled Activity (UDA)	
	2018	2019
April	177	1,453
May	2,023	3,674
June	3,069	5,047
July	5,860	7,262
August	8,661	9,695
September	10,466	11,154
October	12,811	13,548
November	15,113	15,505
December	17,077	17,321
January	18,859	
February	21,524	
March	23,686	
April	24,367	
May	24,373	
June	24,374	

QUALITY

	Quantity	Base Number	Contract	AT	Region	England
% of FP17s for the same patient ID Re-attending within 3 months - Children	115	1,920	6.0%	10.7%	11.8%	11.8%
% of FP17s for the same patient ID Re-attending within 3 months - Adults	872	6,324	13.8%	15.9%	16.7%	15.6%
% of FP17s for the same patient ID Re-attending between 3 & 9 months - Children	818	1,920	42.6%	44.8%	48.6%	58.8%
% of FP17s for the same patient ID Re-attending between 3 & 9 months - Adults	2,678	6,324	42.3%	37.0%	39.1%	51.0%
% of FP17s for Band 1 Urgent Courses	565	7,880	7.2%	10.9%	10.6%	9.0%
% of FP17s Relating to Free Repair or Replacements	96	7,880	1.2%	0.5%	0.5%	0.8%
% of FP17s Relating to Continuations	65	7,880	0.8%	0.7%	0.7%	0.9%
% of Patients satisfied with the dentistry they have received	1	1	N/A	90.9%	90.2%	93.2%
% of Patients satisfied with the time they had to wait for an appointment	1	1	N/A	82.1%	85.0%	88.3%

* This is based on patients treated on this contract for their most recent course of treatment. Figures in italics indicate the base number of FP17s or Patient Questionnaire responses are less than 100. N/A is shown where the base number of responses is less than 10 during the period. % is calculated as Quantity/Base number*100

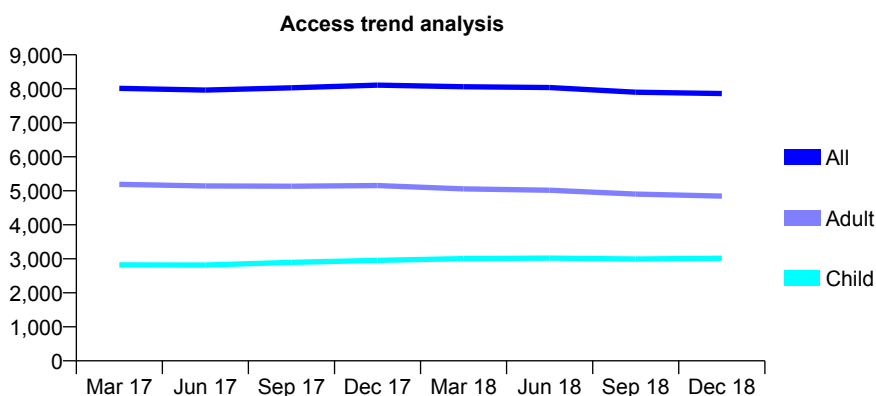
Q61 - Vital Signs At a Glance Contract Report for 733180/0001 - December 2018

Name or company name	MR P PATEL
Contract type name	GDS Contract
Purpose of contract	General
Contract start date	01/04/2006
Contract end date	

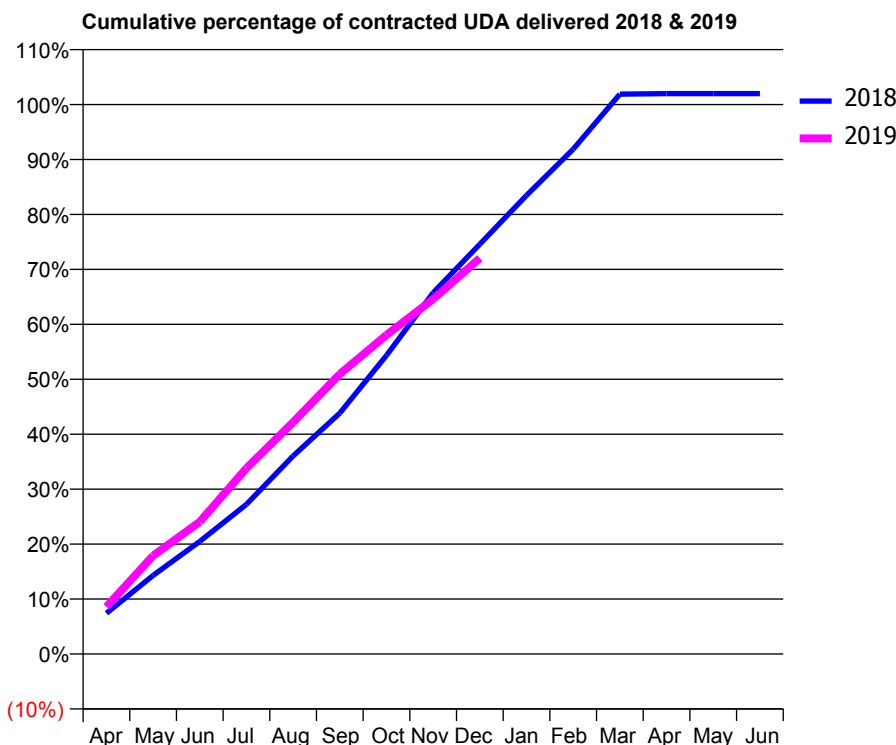
18/19 Contracted general activity (UDA)	20,204
Carry forward general activity (UDA)	-403
18/19 Contracted orthodontic activity (UOA)	0
Carry forward orthodontic activity (UOA)	0
Baseline contract value	£611,189.72

ACCESS*

Patients seen in 24 months	Total	Change since previous quarter
Quarter ending December 2017	8,108	
Quarter ending March 2018	8,062	→
Quarter ending June 2018	8,037	→
Quarter ending September 2018	7,900	↓
Quarter ending December 2018	7,862	→
Variance since December 2017	(3.0%)	↓



ACTIVITY



Month	Adjusted Scheduled Activity (UDA)	
	2018	2019
April	1,499	1,739
May	2,890	3,614
June	4,143	4,859
July	5,502	6,831
August	7,283	8,526
September	8,856	10,292
October	10,981	11,728
November	13,283	13,048
December	15,070	14,556
January	16,865	
February	18,558	
March	20,584	
April	20,607	
May	20,607	
June	20,607	

QUALITY

	Quantity	Base Number	Contract	AT	Region	England
% of FP17s for the same patient ID Re-attending within 3 months - Children	243	2,475	9.8%	10.7%	11.8%	11.8%
% of FP17s for the same patient ID Re-attending within 3 months - Adults	614	3,582	17.1%	15.9%	16.7%	15.6%
% of FP17s for the same patient ID Re-attending between 3 & 9 months - Children	1,024	2,475	41.4%	44.8%	48.6%	58.8%
% of FP17s for the same patient ID Re-attending between 3 & 9 months - Adults	1,303	3,582	36.4%	37.0%	39.1%	51.0%
% of FP17s for Band 1 Urgent Courses	829	5,768	14.4%	10.9%	10.6%	9.0%
% of FP17s Relating to Free Repair or Replacements	4	5,768	0.1%	0.5%	0.5%	0.8%
% of FP17s Relating to Continuations	61	5,768	1.1%	0.7%	0.7%	0.9%
% of Patients satisfied with the dentistry they have received	3	4	N/A	90.9%	90.2%	93.2%
% of Patients satisfied with the time they had to wait for an appointment	3	4	N/A	82.1%	85.0%	88.3%

* This is based on patients treated on this contract for their most recent course of treatment. Figures in italics indicate the base number of FP17s or Patient Questionnaire responses are less than 100. N/A is shown where the base number of responses is less than 10 during the period. % is calculated as Quantity/Base number*100

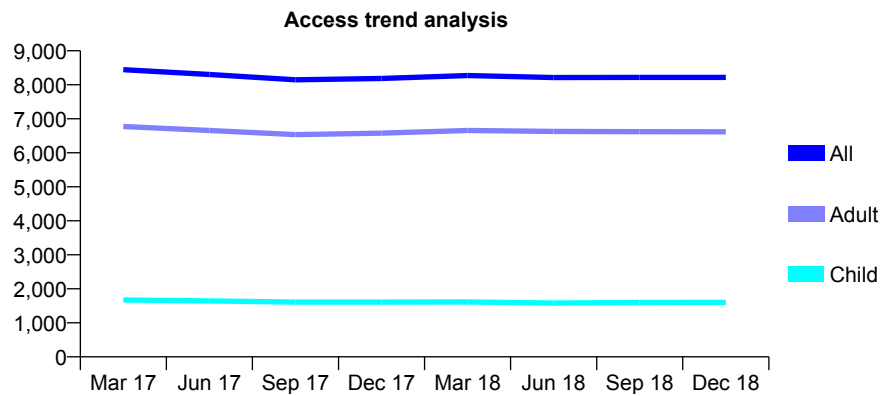
Q61 - Vital Signs At a Glance Contract Report for 733202/0001 - December 2018

Name or company name	MR CM GAUNT
Contract type name	GDS Contract
Purpose of contract	General
Contract start date	01/04/2006
Contract end date	

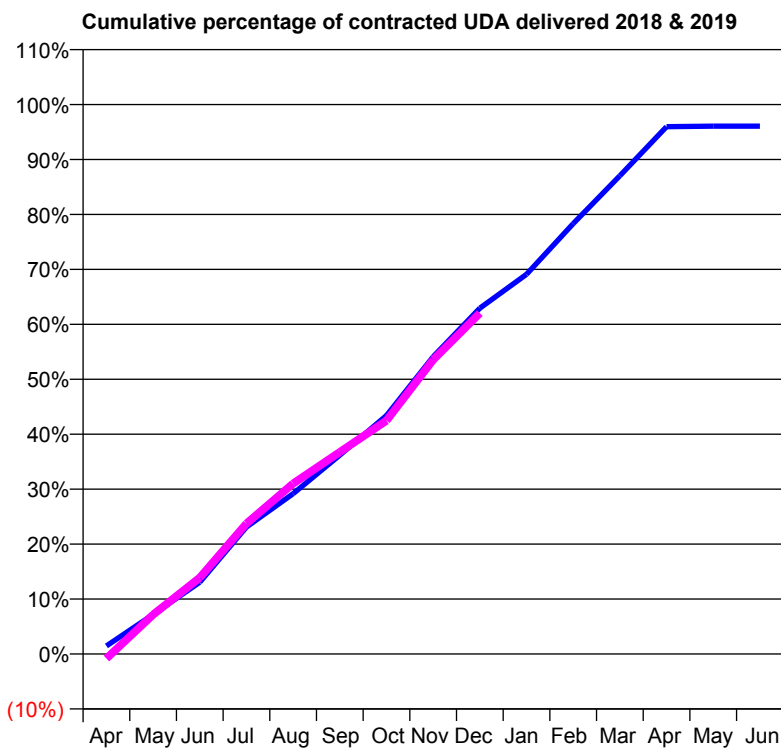
18/19 Contracted general activity (UDA)	24,083
Carry forward general activity (UDA)	948
18/19 Contracted orthodontic activity (UOA)	0
Carry forward orthodontic activity (UOA)	0
Baseline contract value	£701,935.76

ACCESS*

Patients seen in 24 months	Total	Change since previous quarter
Quarter ending December 2017	8,187	
Quarter ending March 2018	8,271	→
Quarter ending June 2018	8,212	→
Quarter ending September 2018	8,218	→
Quarter ending December 2018	8,217	→
Variance since December 2017	0.4%	→



ACTIVITY



Month	Adjusted Scheduled Activity (UDA)	
	2018	2019
April	354	-199
May	1,735	1,724
June	3,147	3,344
July	5,565	5,717
August	7,030	7,470
September	8,719	8,848
October	10,453	10,228
November	13,032	12,895
December	15,158	14,942
January	16,643	
February	18,864	
March	20,963	
April	23,114	
May	23,135	
June	23,135	

QUALITY

	Quantity	Base Number	Contract	AT	Region	England
% of FP17s for the same patient ID Re-attending within 3 months - Children	87	1,595	5.5%	10.7%	11.8%	11.8%
% of FP17s for the same patient ID Re-attending within 3 months - Adults	1,073	6,711	16.0%	15.9%	16.7%	15.6%
% of FP17s for the same patient ID Re-attending between 3 & 9 months - Children	812	1,595	50.9%	44.8%	48.6%	58.8%
% of FP17s for the same patient ID Re-attending between 3 & 9 months - Adults	3,168	6,711	47.2%	37.0%	39.1%	51.0%
% of FP17s for Band 1 Urgent Courses	940	7,569	12.4%	10.9%	10.6%	9.0%
% of FP17s Relating to Free Repair or Replacements	25	7,569	0.3%	0.5%	0.5%	0.8%
% of FP17s Relating to Continuations	91	7,569	1.2%	0.7%	0.7%	0.9%
% of Patients satisfied with the dentistry they have received	0	0	N/A	90.9%	90.2%	93.2%
% of Patients satisfied with the time they had to wait for an appointment	0	0	N/A	82.1%	85.0%	88.3%

* This is based on patients treated on this contract for their most recent course of treatment. Figures in italics indicate the base number of FP17s or Patient Questionnaire responses are less than 100. N/A is shown where the base number of responses is less than 10 during the period. % is calculated as Quantity/Base number*100

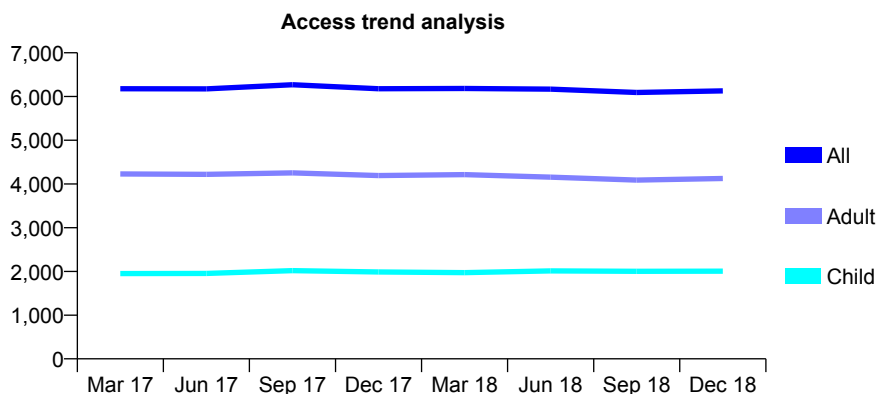
Q61 - Vital Signs At a Glance Contract Report for 733245/0001 - December 2018

Name or company name	MR AM BOOKEY
Contract type name	GDS Contract
Purpose of contract	General
Contract start date	01/04/2006
Contract end date	

18/19 Contracted general activity (UDA)	13,493
Carry forward general activity (UDA)	-109
18/19 Contracted orthodontic activity (UOA)	0
Carry forward orthodontic activity (UOA)	0
Baseline contract value	£317,285.88

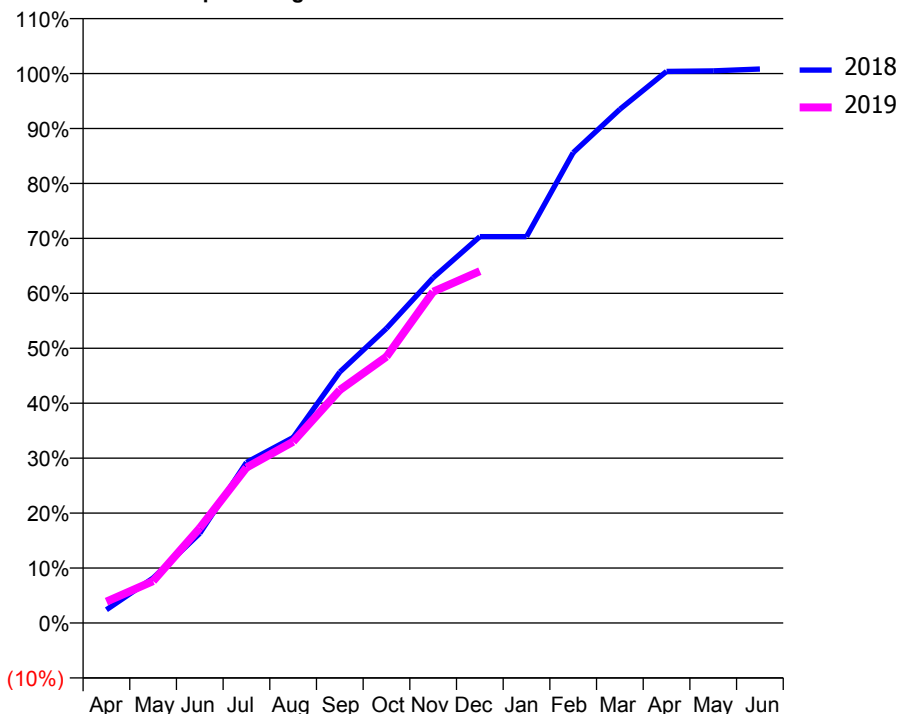
ACCESS*

Patients seen in 24 months	Total	Change since previous quarter
Quarter ending December 2017	6,179	
Quarter ending March 2018	6,185	→
Quarter ending June 2018	6,170	→
Quarter ending September 2018	6,092	↓
Quarter ending December 2018	6,128	→
Variance since December 2017	(0.8%)	→



ACTIVITY

Cumulative percentage of contracted UDA delivered 2018 & 2019



Month	Adjusted Scheduled Activity (UDA)	
	2018	2019
April	325	527
May	1,105	1,031
June	2,202	2,332
July	3,945	3,815
August	4,556	4,452
September	6,162	5,722
October	7,235	6,542
November	8,480	8,135
December	9,487	8,640
January	9,487	
February	11,549	
March	12,613	
April	13,543	
May	13,557	
June	13,602	

QUALITY

	Quantity	Base Number	Contract	AT	Region	England
% of FP17s for the same patient ID Re-attending within 3 months - Children	119	1,904	6.3%	10.7%	11.8%	11.8%
% of FP17s for the same patient ID Re-attending within 3 months - Adults	340	3,154	10.8%	15.9%	16.7%	15.6%
% of FP17s for the same patient ID Re-attending between 3 & 9 months - Children	965	1,904	50.7%	44.8%	48.6%	58.8%
% of FP17s for the same patient ID Re-attending between 3 & 9 months - Adults	1,177	3,154	37.3%	37.0%	39.1%	51.0%
% of FP17s for Band 1 Urgent Courses	467	4,571	10.2%	10.9%	10.6%	9.0%
% of FP17s Relating to Free Repair or Replacements	13	4,571	0.3%	0.5%	0.5%	0.8%
% of FP17s Relating to Continuations	13	4,571	0.3%	0.7%	0.7%	0.9%
% of Patients satisfied with the dentistry they have received	1	1	N/A	90.9%	90.2%	93.2%
% of Patients satisfied with the time they had to wait for an appointment	0	1	N/A	82.1%	85.0%	88.3%

* This is based on patients treated on this contract for their most recent course of treatment. Figures in italics indicate the base number of FP17s or Patient Questionnaire responses are less than 100. N/A is shown where the base number of responses is less than 10 during the period. % is calculated as Quantity/Base number*100

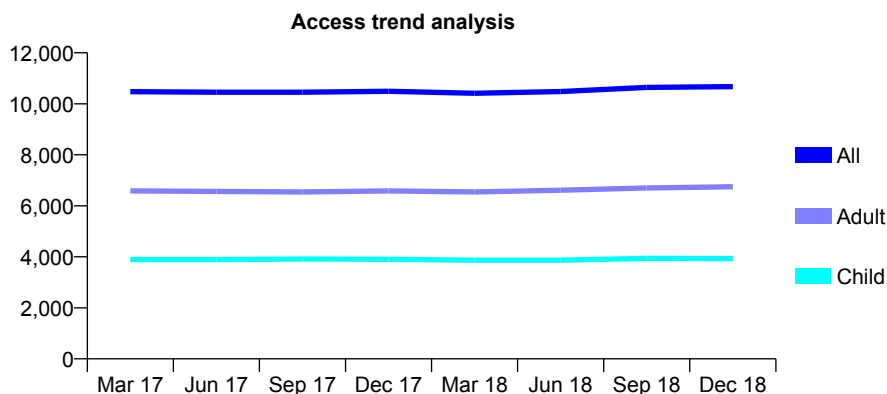
Q61 - Vital Signs At a Glance Contract Report for 738166/0001 - December 2018

Name or company name	Ponders End Dentistry Limited
Contract type name	GDS Contract
Purpose of contract	General
Contract start date	01/04/2006
Contract end date	

18/19 Contracted general activity (UDA)	26,571
Carry forward general activity (UDA)	159
18/19 Contracted orthodontic activity (UOA)	0
Carry forward orthodontic activity (UOA)	0
Baseline contract value	£689,798.20

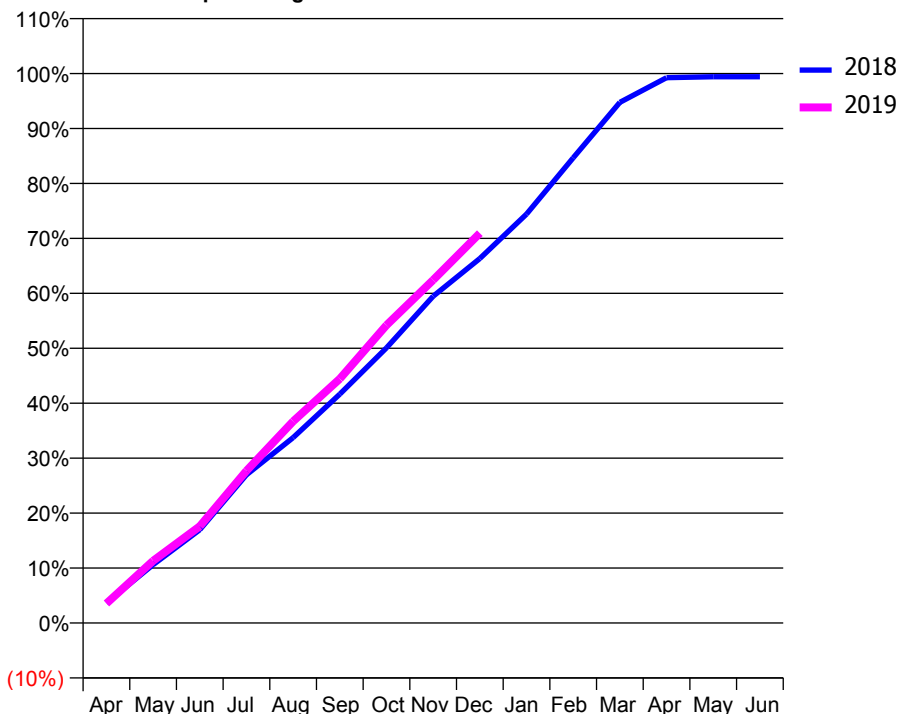
ACCESS*

Patients seen in 24 months	Total	Change since previous quarter
Quarter ending December 2017	10,489	
Quarter ending March 2018	10,413	→
Quarter ending June 2018	10,479	→
Quarter ending September 2018	10,641	→
Quarter ending December 2018	10,675	→
Variance since December 2017	1.8%	→



ACTIVITY

Cumulative percentage of contracted UDA delivered 2018 & 2019



Month	Adjusted Scheduled Activity (UDA)	
	2018	2019
April	973	942
May	2,824	3,009
June	4,513	4,680
July	7,167	7,362
August	8,968	9,751
September	11,066	11,808
October	13,303	14,398
November	15,798	16,588
December	17,629	18,848
January	19,772	
February	22,494	
March	25,173	
April	26,367	
May	26,415	
June	26,412	

QUALITY

	Quantity	Base Number	Contract	AT	Region	England
% of FP17s for the same patient ID Re-attending within 3 months - Children	202	3,343	6.0%	10.7%	11.8%	11.8%
% of FP17s for the same patient ID Re-attending within 3 months - Adults	643	4,957	13.0%	15.9%	16.7%	15.6%
% of FP17s for the same patient ID Re-attending between 3 & 9 months - Children	1,423	3,343	42.6%	44.8%	48.6%	58.8%
% of FP17s for the same patient ID Re-attending between 3 & 9 months - Adults	1,620	4,957	32.7%	37.0%	39.1%	51.0%
% of FP17s for Band 1 Urgent Courses	797	7,852	10.2%	10.9%	10.6%	9.0%
% of FP17s Relating to Free Repair or Replacements	53	7,852	0.7%	0.5%	0.5%	0.8%
% of FP17s Relating to Continuations	40	7,852	0.5%	0.7%	0.7%	0.9%
% of Patients satisfied with the dentistry they have received	1	1	N/A	90.9%	90.2%	93.2%
% of Patients satisfied with the time they had to wait for an appointment	1	1	N/A	82.1%	85.0%	88.3%

* This is based on patients treated on this contract for their most recent course of treatment. Figures in italics indicate the base number of FP17s or Patient Questionnaire responses are less than 100. N/A is shown where the base number of responses is less than 10 during the period. % is calculated as Quantity/Base number*100

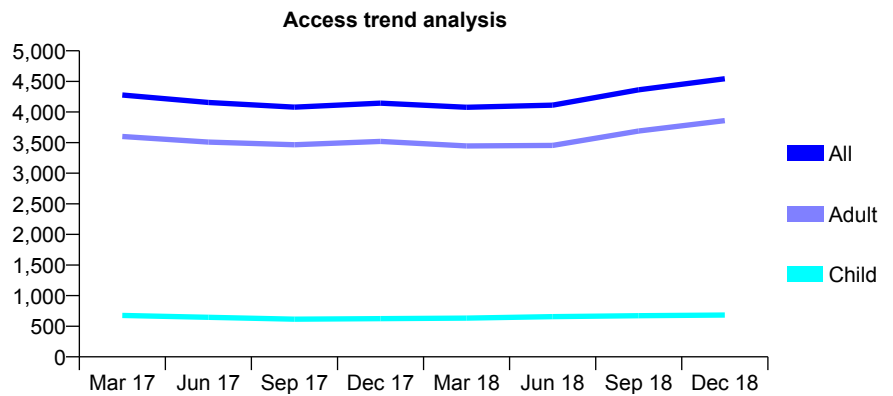
Q61 - Vital Signs At a Glance Contract Report for 741906/0001 - December 2018

Name or company name	MR DL LEVENSTEIN
Contract type name	GDS Contract
Purpose of contract	General
Contract start date	01/04/2006
Contract end date	

18/19 Contracted general activity (UDA)	11,978
Carry forward general activity (UDA)	393
18/19 Contracted orthodontic activity (UOA)	0
Carry forward orthodontic activity (UOA)	0
Baseline contract value	£342,600.63

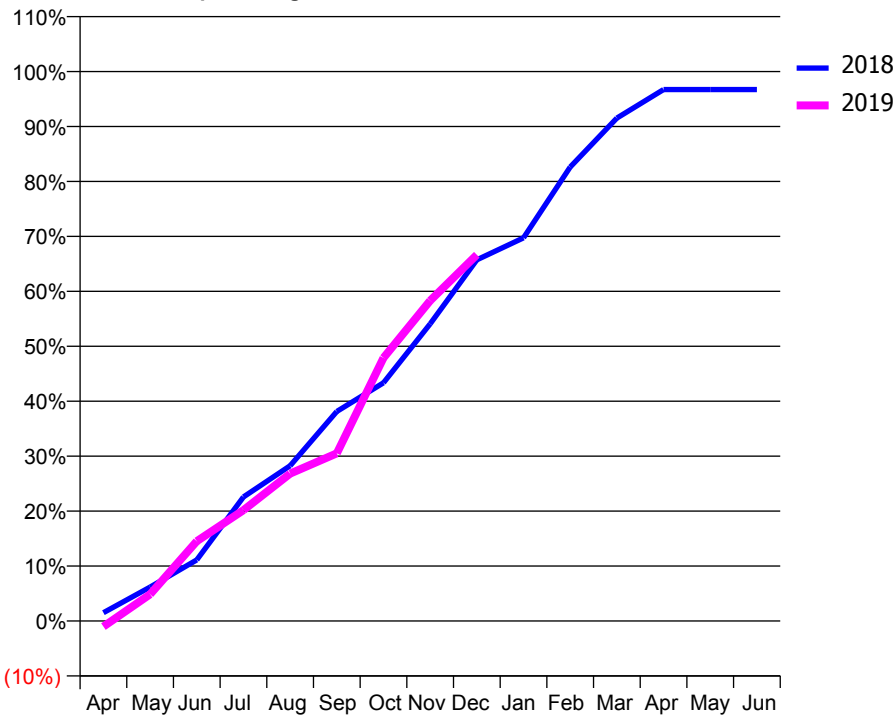
ACCESS*

Patients seen in 24 months	Total	Change since previous quarter
Quarter ending December 2017	4,145	
Quarter ending March 2018	4,078	↓
Quarter ending June 2018	4,112	→
Quarter ending September 2018	4,362	↑
Quarter ending December 2018	4,544	↑
Variance since December 2017	9.6%	↑



ACTIVITY

Cumulative percentage of contracted UDA delivered 2018 & 2019



Month	Adjusted Scheduled Activity (UDA)	
	2018	2019
April	183	-124
May	741	582
June	1,333	1,741
July	2,704	2,416
August	3,386	3,214
September	4,569	3,656
October	5,193	5,738
November	6,476	6,982
December	7,874	7,982
January	8,351	
February	9,897	
March	10,963	
April	11,585	
May	11,585	
June	11,585	

QUALITY

	Quantity	Base Number	Contract	AT	Region	England
% of FP17s for the same patient ID Re-attending within 3 months - Children	36	624	5.8%	10.7%	11.8%	11.8%
% of FP17s for the same patient ID Re-attending within 3 months - Adults	333	3,440	9.7%	15.9%	16.7%	15.6%
% of FP17s for the same patient ID Re-attending between 3 & 9 months - Children	274	624	43.9%	44.8%	48.6%	58.8%
% of FP17s for the same patient ID Re-attending between 3 & 9 months - Adults	1,386	3,440	40.3%	37.0%	39.1%	51.0%
% of FP17s for Band 1 Urgent Courses	375	3,872	9.7%	10.9%	10.6%	9.0%
% of FP17s Relating to Free Repair or Replacements	19	3,872	0.5%	0.5%	0.5%	0.8%
% of FP17s Relating to Continuations	2	3,872	0.1%	0.7%	0.7%	0.9%
% of Patients satisfied with the dentistry they have received	2	2	N/A	90.9%	90.2%	93.2%
% of Patients satisfied with the time they had to wait for an appointment	2	2	N/A	82.1%	85.0%	88.3%

* This is based on patients treated on this contract for their most recent course of treatment. Figures in italics indicate the base number of FP17s or Patient Questionnaire responses are less than 100. N/A is shown where the base number of responses is less than 10 during the period. % is calculated as Quantity/Base number*100

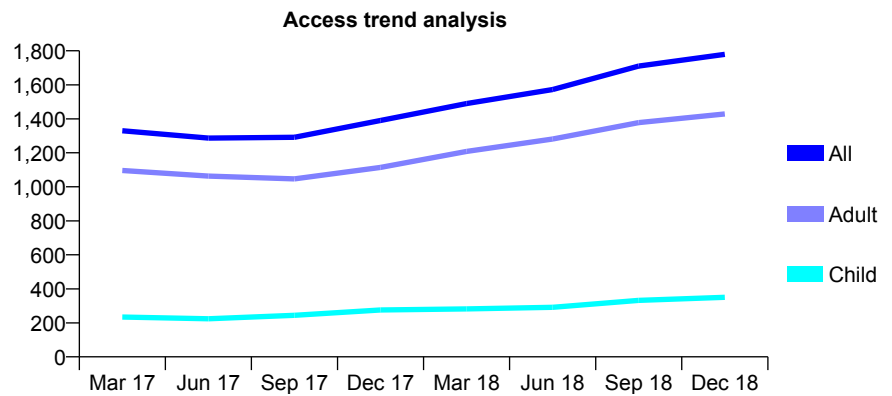
Q61 - Vital Signs At a Glance Contract Report for 742295/0001 - December 2018

Name or company name	Family Dental Care
Contract type name	GDS Contract
Purpose of contract	General
Contract start date	01/04/2006
Contract end date	

18/19 Contracted general activity (UDA)	5,308
Carry forward general activity (UDA)	-106
18/19 Contracted orthodontic activity (UOA)	0
Carry forward orthodontic activity (UOA)	0
Baseline contract value	£188,783.78

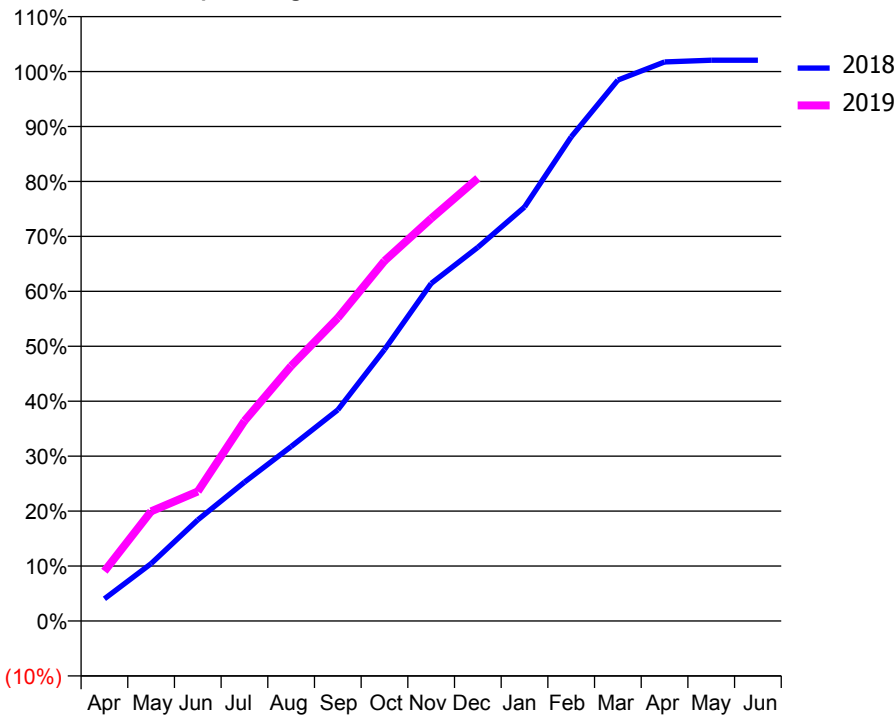
ACCESS*

Patients seen in 24 months	Total	Change since previous quarter
Quarter ending December 2017	1,390	
Quarter ending March 2018	1,490	↑
Quarter ending June 2018	1,572	↑
Quarter ending September 2018	1,710	↑
Quarter ending December 2018	1,779	↑
Variance since December 2017	28.0%	↑



ACTIVITY

Cumulative percentage of contracted UDA delivered 2018 & 2019



Month	Adjusted Scheduled Activity (UDA)	
	2018	2019
April	214	481
May	554	1,059
June	977	1,252
July	1,341	1,933
August	1,686	2,463
September	2,040	2,928
October	2,622	3,479
November	3,260	3,888
December	3,610	4,278
January	3,999	
February	4,676	
March	5,226	
April	5,401	
May	5,418	
June	5,418	

QUALITY

	Quantity	Base Number	Contract	AT	Region	England
% of FP17s for the same patient ID Re-attending within 3 months - Children	8	252	3.2%	10.7%	11.8%	11.8%
% of FP17s for the same patient ID Re-attending within 3 months - Adults	29	1,074	2.7%	15.9%	16.7%	15.6%
% of FP17s for the same patient ID Re-attending between 3 & 9 months - Children	66	252	26.2%	44.8%	48.6%	58.8%
% of FP17s for the same patient ID Re-attending between 3 & 9 months - Adults	273	1,074	25.4%	37.0%	39.1%	51.0%
% of FP17s for Band 1 Urgent Courses	43	1,265	3.4%	10.9%	10.6%	9.0%
% of FP17s Relating to Free Repair or Replacements	4	1,265	0.3%	0.5%	0.5%	0.8%
% of FP17s Relating to Continuations	1	1,265	0.1%	0.7%	0.7%	0.9%
% of Patients satisfied with the dentistry they have received	1	1	N/A	90.9%	90.2%	93.2%
% of Patients satisfied with the time they had to wait for an appointment	1	1	N/A	82.1%	85.0%	88.3%

* This is based on patients treated on this contract for their most recent course of treatment. Figures in italics indicate the base number of FP17s or Patient Questionnaire responses are less than 100. N/A is shown where the base number of responses is less than 10 during the period. % is calculated as Quantity/Base number*100

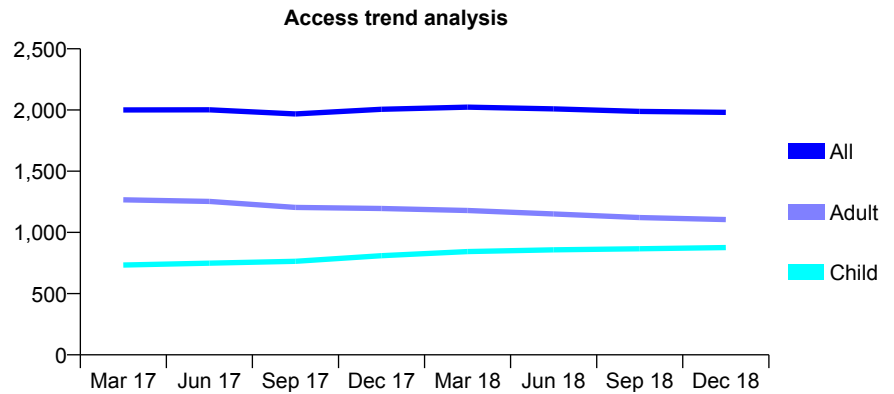
Q61 - Vital Signs At a Glance Contract Report for 742732/0001 - December 2018

Name or company name	MR R SULLMAN
Contract type name	GDS Contract
Purpose of contract	General
Contract start date	01/04/2006
Contract end date	

18/19 Contracted general activity (UDA)	6,652
Carry forward general activity (UDA)	-133
18/19 Contracted orthodontic activity (UOA)	0
Carry forward orthodontic activity (UOA)	0
Baseline contract value	£177,372.06

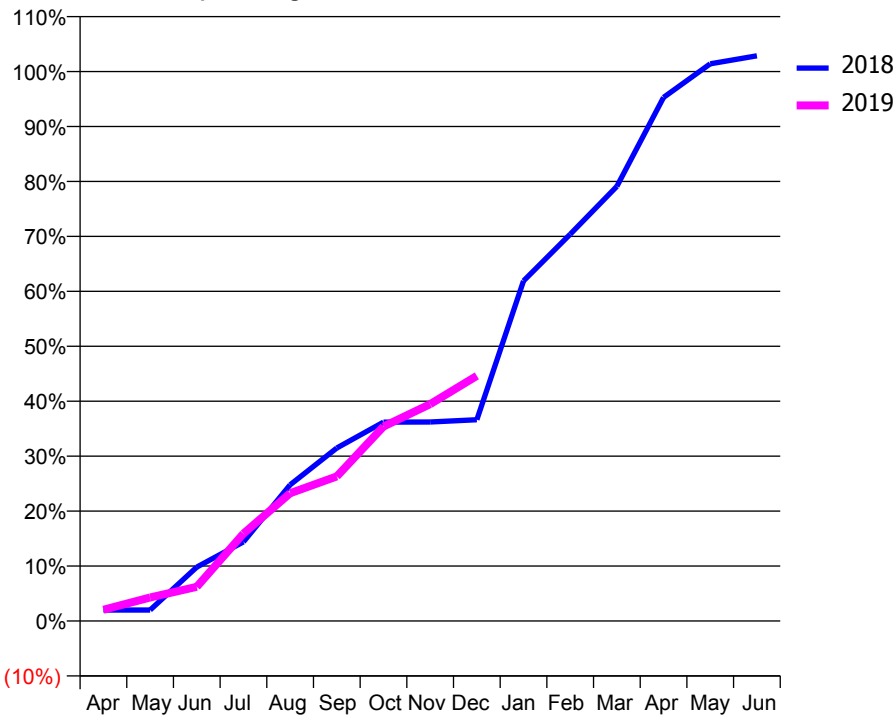
ACCESS*

Patients seen in 24 months	Total	Change since previous quarter
Quarter ending December 2017	2,006	
Quarter ending March 2018	2,023	→
Quarter ending June 2018	2,009	→
Quarter ending September 2018	1,989	→
Quarter ending December 2018	1,981	→
Variance since December 2017	(1.2%)	↓



ACTIVITY

Cumulative percentage of contracted UDA delivered 2018 & 2019



Adjusted Scheduled Activity (UDA)		
Month	2018	2019
April	133	137
May	133	284
June	653	414
July	958	1,058
August	1,648	1,548
September	2,094	1,751
October	2,408	2,355
November	2,409	2,625
December	2,436	2,968
January	4,117	
February	4,682	
March	5,261	
April	6,339	
May	6,745	
June	6,842	

QUALITY

	Quantity	Base Number	Contract	AT	Region	England
% of FP17s for the same patient ID Re-attending within 3 months - Children	51	616	8.3%	10.7%	11.8%	11.8%
% of FP17s for the same patient ID Re-attending within 3 months - Adults	122	788	15.5%	15.9%	16.7%	15.6%
% of FP17s for the same patient ID Re-attending between 3 & 9 months - Children	118	616	19.2%	44.8%	48.6%	58.8%
% of FP17s for the same patient ID Re-attending between 3 & 9 months - Adults	222	788	28.2%	37.0%	39.1%	51.0%
% of FP17s for Band 1 Urgent Courses	212	1,047	20.2%	10.9%	10.6%	9.0%
% of FP17s Relating to Free Repair or Replacements	0	1,047	0.0%	0.5%	0.5%	0.8%
% of FP17s Relating to Continuations	0	1,047	0.0%	0.7%	0.7%	0.9%
% of Patients satisfied with the dentistry they have received	0	0	N/A	90.9%	90.2%	93.2%
% of Patients satisfied with the time they had to wait for an appointment	0	0	N/A	82.1%	85.0%	88.3%

* This is based on patients treated on this contract for their most recent course of treatment. Figures in italics indicate the base number of FP17s or Patient Questionnaire responses are less than 100. N/A is shown where the base number of responses is less than 10 during the period. % is calculated as Quantity/Base number*100

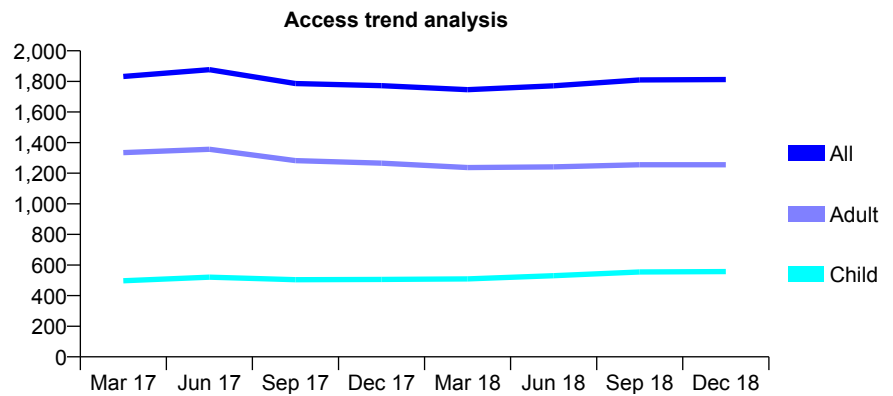
Q61 - Vital Signs At a Glance Contract Report for 745359/0001 - December 2018

Name or company name	MISS A AGARWAL
Contract type name	GDS Contract
Purpose of contract	General
Contract start date	01/04/2006
Contract end date	

18/19 Contracted general activity (UDA)	4,246
Carry forward general activity (UDA)	0
18/19 Contracted orthodontic activity (UOA)	0
Carry forward orthodontic activity (UOA)	0
Baseline contract value	£136,202.65

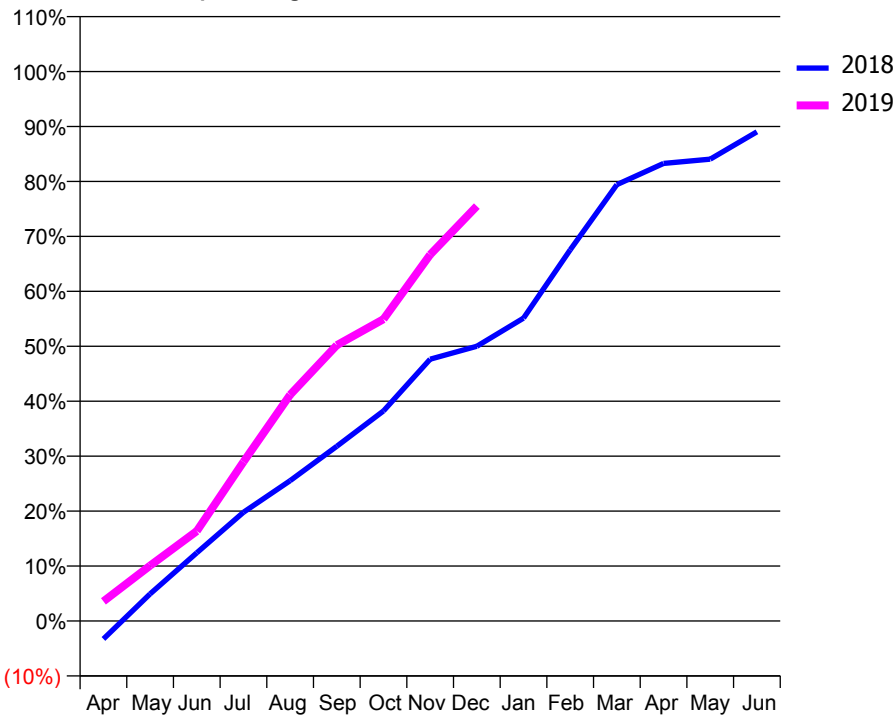
ACCESS*

Patients seen in 24 months	Total	Change since previous quarter
Quarter ending December 2017	1,772	
Quarter ending March 2018	1,746	↓
Quarter ending June 2018	1,771	→
Quarter ending September 2018	1,810	↑
Quarter ending December 2018	1,812	→
Variance since December 2017	2.3%	↑



ACTIVITY

Cumulative percentage of contracted UDA delivered 2018 & 2019



Month	Adjusted Scheduled Activity (UDA)	
	2018	2019
April	-140	152
May	210	428
June	527	695
July	841	1,230
August	1,085	1,748
September	1,350	2,132
October	1,623	2,333
November	2,024	2,831
December	2,123	3,206
January	2,340	
February	2,868	
March	3,371	
April	3,535	
May	3,569	
June	3,780	

QUALITY

	Quantity	Base Number	Contract	AT	Region	England
% of FP17s for the same patient ID Re-attending within 3 months - Children	33	483	6.8%	10.7%	11.8%	11.8%
% of FP17s for the same patient ID Re-attending within 3 months - Adults	133	988	13.5%	15.9%	16.7%	15.6%
% of FP17s for the same patient ID Re-attending between 3 & 9 months - Children	160	483	33.1%	44.8%	48.6%	58.8%
% of FP17s for the same patient ID Re-attending between 3 & 9 months - Adults	244	988	24.7%	37.0%	39.1%	51.0%
% of FP17s for Band 1 Urgent Courses	149	1,303	11.4%	10.9%	10.6%	9.0%
% of FP17s Relating to Free Repair or Replacements	1	1,303	0.1%	0.5%	0.5%	0.8%
% of FP17s Relating to Continuations	0	1,303	0.0%	0.7%	0.7%	0.9%
% of Patients satisfied with the dentistry they have received	0	0	N/A	90.9%	90.2%	93.2%
% of Patients satisfied with the time they had to wait for an appointment	0	0	N/A	82.1%	85.0%	88.3%

* This is based on patients treated on this contract for their most recent course of treatment. Figures in italics indicate the base number of FP17s or Patient Questionnaire responses are less than 100. N/A is shown where the base number of responses is less than 10 during the period. % is calculated as Quantity/Base number*100

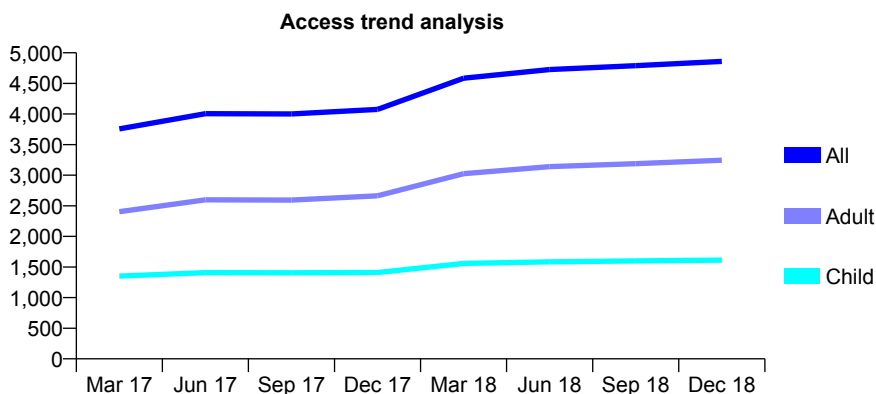
Q61 - Vital Signs At a Glance Contract Report for 745634/0001 - December 2018

Name or company name	MR DG FOURIE
Contract type name	GDS Contract
Purpose of contract	General
Contract start date	01/04/2006
Contract end date	

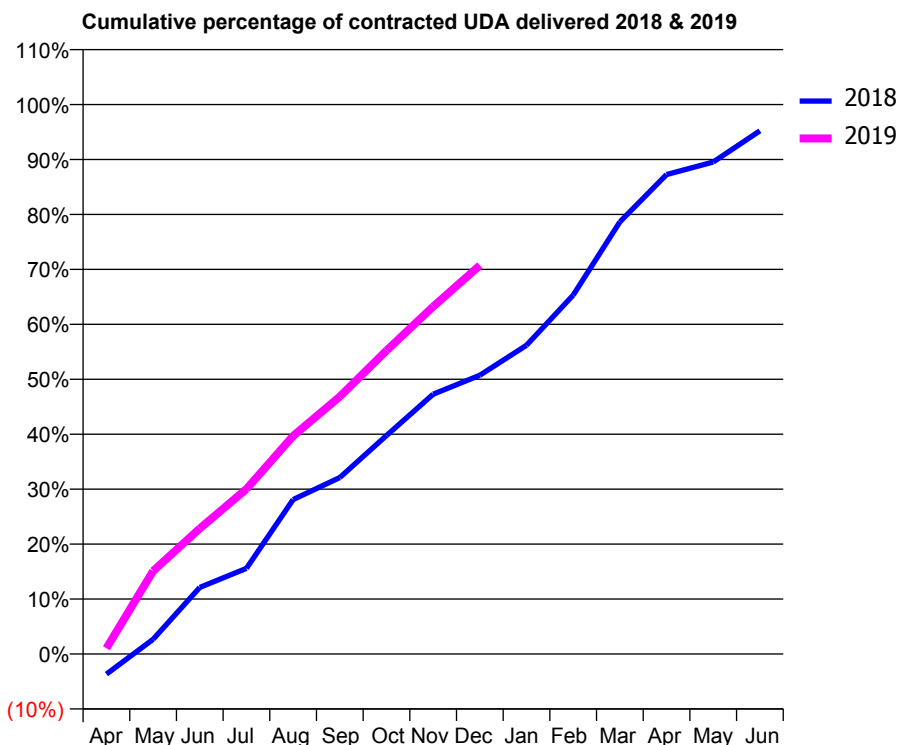
18/19 Contracted general activity (UDA)	11,947
Carry forward general activity (UDA)	-127
18/19 Contracted orthodontic activity (UOA)	0
Carry forward orthodontic activity (UOA)	0
Baseline contract value	£408,173.76

ACCESS*

Patients seen in 24 months	Total	Change since previous quarter
Quarter ending December 2017	4,075	
Quarter ending March 2018	4,585	↑
Quarter ending June 2018	4,726	↑
Quarter ending September 2018	4,789	→
Quarter ending December 2018	4,859	→
Variance since December 2017	19.2%	↑



ACTIVITY



Month	Adjusted Scheduled Activity (UDA)	
	2018	2019
April	-440	127
May	321	1,804
June	1,448	2,729
July	1,863	3,589
August	3,358	4,743
September	3,838	5,596
October	4,751	6,598
November	5,649	7,553
December	6,060	8,450
January	6,714	
February	7,804	
March	9,395	
April	10,425	
May	10,696	
June	11,374	

QUALITY

	Quantity	Base Number	Contract	AT	Region	England
% of FP17s for the same patient ID Re-attending within 3 months - Children	129	1,818	7.1%	10.7%	11.8%	11.8%
% of FP17s for the same patient ID Re-attending within 3 months - Adults	393	3,226	12.2%	15.9%	16.7%	15.6%
% of FP17s for the same patient ID Re-attending between 3 & 9 months - Children	1,035	1,818	56.9%	44.8%	48.6%	58.8%
% of FP17s for the same patient ID Re-attending between 3 & 9 months - Adults	1,391	3,226	43.1%	37.0%	39.1%	51.0%
% of FP17s for Band 1 Urgent Courses	279	3,792	7.4%	10.9%	10.6%	9.0%
% of FP17s Relating to Free Repair or Replacements	10	3,792	0.3%	0.5%	0.5%	0.8%
% of FP17s Relating to Continuations	7	3,792	0.2%	0.7%	0.7%	0.9%
% of Patients satisfied with the dentistry they have received	2	2	N/A	90.9%	90.2%	93.2%
% of Patients satisfied with the time they had to wait for an appointment	0	2	N/A	82.1%	85.0%	88.3%

* This is based on patients treated on this contract for their most recent course of treatment. Figures in italics indicate the base number of FP17s or Patient Questionnaire responses are less than 100. N/A is shown where the base number of responses is less than 10 during the period. % is calculated as Quantity/Base number*100

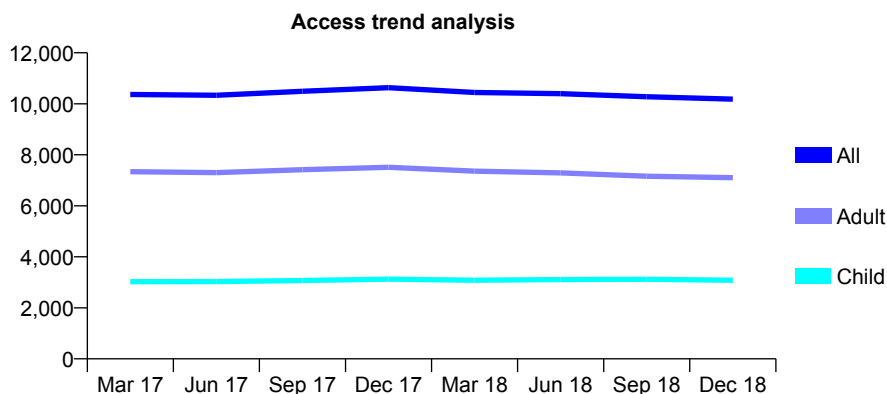
Q61 - Vital Signs At a Glance Contract Report for 746959/0001 - December 2018

Name or company name	Wanstead Village Dental & Health Centre
Contract type name	GDS Contract
Purpose of contract	General
Contract start date	01/04/2006
Contract end date	

18/19 Contracted general activity (UDA)	22,644
Carry forward general activity (UDA)	175
18/19 Contracted orthodontic activity (UOA)	0
Carry forward orthodontic activity (UOA)	0
Baseline contract value	£505,851.19

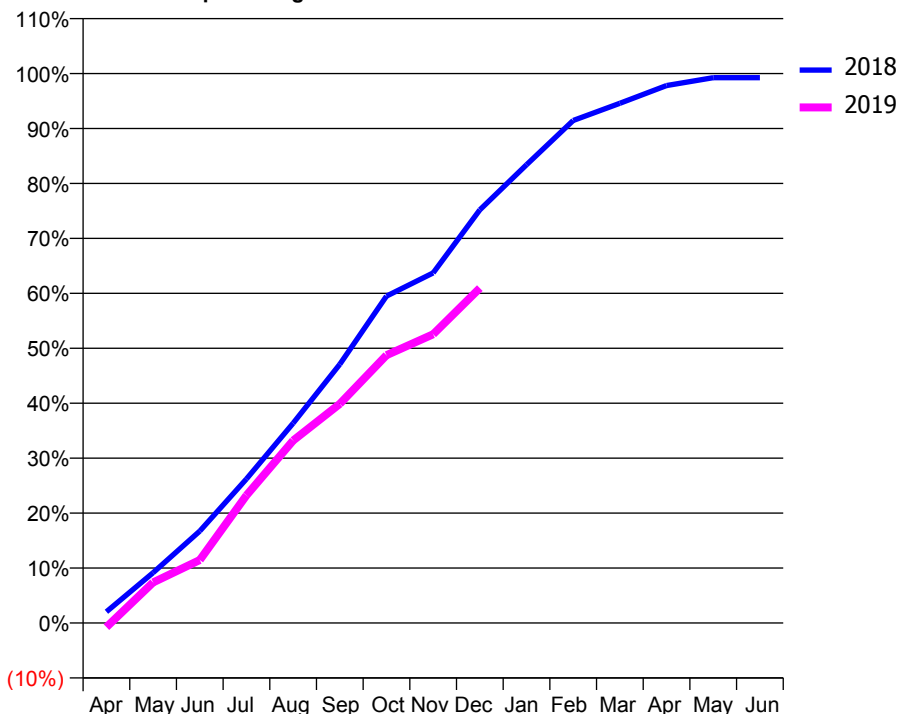
ACCESS*

Patients seen in 24 months	Total	Change since previous quarter
Quarter ending December 2017	10,635	
Quarter ending March 2018	10,442	↓
Quarter ending June 2018	10,398	→
Quarter ending September 2018	10,279	↓
Quarter ending December 2018	10,184	→
Variance since December 2017	(4.2%)	↓



ACTIVITY

Cumulative percentage of contracted UDA delivered 2018 & 2019



Month	Adjusted Scheduled Activity (UDA)	
	2018	2019
April	465	-175
May	2,076	1,675
June	3,791	2,599
July	5,935	5,263
August	8,235	7,521
September	10,662	9,030
October	13,471	11,038
November	14,430	11,899
December	17,025	13,802
January	18,884	
February	20,710	
March	21,419	
April	22,145	
May	22,473	
June	22,469	

QUALITY

	Quantity	Base Number	Contract	AT	Region	England
% of FP17s for the same patient ID Re-attending within 3 months - Children	291	3,303	8.8%	10.7%	11.8%	11.8%
% of FP17s for the same patient ID Re-attending within 3 months - Adults	872	5,757	15.1%	15.9%	16.7%	15.6%
% of FP17s for the same patient ID Re-attending between 3 & 9 months - Children	1,899	3,303	57.5%	44.8%	48.6%	58.8%
% of FP17s for the same patient ID Re-attending between 3 & 9 months - Adults	2,256	5,757	39.2%	37.0%	39.1%	51.0%
% of FP17s for Band 1 Urgent Courses	1,112	7,977	13.9%	10.9%	10.6%	9.0%
% of FP17s Relating to Free Repair or Replacements	70	7,977	0.9%	0.5%	0.5%	0.8%
% of FP17s Relating to Continuations	6	7,977	0.1%	0.7%	0.7%	0.9%
% of Patients satisfied with the dentistry they have received	7	7	N/A	90.9%	90.2%	93.2%
% of Patients satisfied with the time they had to wait for an appointment	7	7	N/A	82.1%	85.0%	88.3%

* This is based on patients treated on this contract for their most recent course of treatment. Figures in italics indicate the base number of FP17s or Patient Questionnaire responses are less than 100. N/A is shown where the base number of responses is less than 10 during the period. % is calculated as Quantity/Base number*100

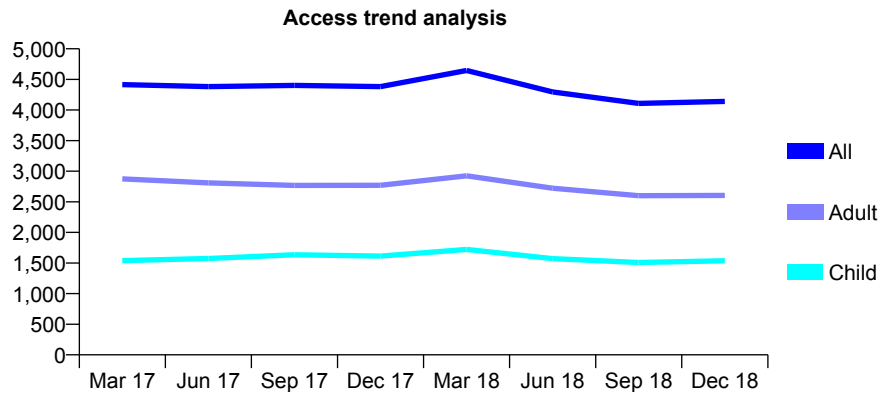
Q61 - Vital Signs At a Glance Contract Report for 750123/0001 - December 2018

Name or company name	MR S DODHIA
Contract type name	GDS Contract
Purpose of contract	General
Contract start date	01/04/2006
Contract end date	

18/19 Contracted general activity (UDA)	12,420
Carry forward general activity (UDA)	-78
18/19 Contracted orthodontic activity (UOA)	0
Carry forward orthodontic activity (UOA)	0
Baseline contract value	£475,708.56

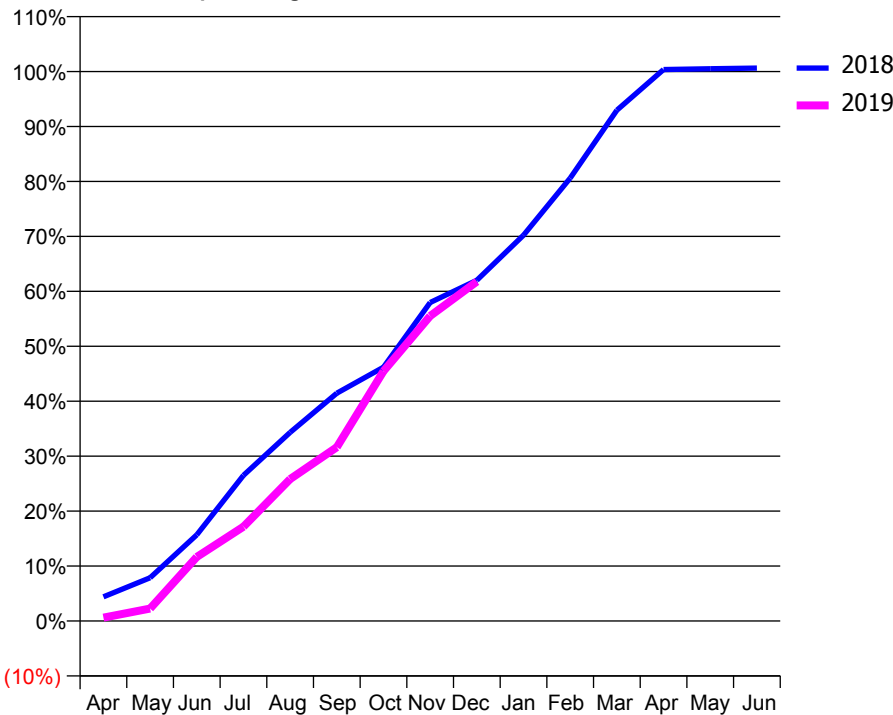
ACCESS*

Patients seen in 24 months	Total	Change since previous quarter
Quarter ending December 2017	4,383	
Quarter ending March 2018	4,647	↑
Quarter ending June 2018	4,295	↓
Quarter ending September 2018	4,108	↓
Quarter ending December 2018	4,141	→
Variance since December 2017	(5.5%)	↓



ACTIVITY

Cumulative percentage of contracted UDA delivered 2018 & 2019



Adjusted Scheduled Activity (UDA)		
Month	2018	2019
April	547	78
May	977	282
June	1,949	1,449
July	3,293	2,133
August	4,263	3,208
September	5,149	3,928
October	5,737	5,648
November	7,199	6,895
December	7,702	7,672
January	8,721	
February	10,011	
March	11,545	
April	12,465	
May	12,482	
June	12,498	

QUALITY

	Quantity	Base Number	Contract	AT	Region	England
% of FP17s for the same patient ID Re-attending within 3 months - Children	98	1,029	9.5%	10.7%	11.8%	11.8%
% of FP17s for the same patient ID Re-attending within 3 months - Adults	281	1,849	15.2%	15.9%	16.7%	15.6%
% of FP17s for the same patient ID Re-attending between 3 & 9 months - Children	227	1,029	22.1%	44.8%	48.6%	58.8%
% of FP17s for the same patient ID Re-attending between 3 & 9 months - Adults	520	1,849	28.1%	37.0%	39.1%	51.0%
% of FP17s for Band 1 Urgent Courses	425	2,619	16.2%	10.9%	10.6%	9.0%
% of FP17s Relating to Free Repair or Replacements	7	2,619	0.3%	0.5%	0.5%	0.8%
% of FP17s Relating to Continuations	3	2,619	0.1%	0.7%	0.7%	0.9%
% of Patients satisfied with the dentistry they have received	0	0	N/A	90.9%	90.2%	93.2%
% of Patients satisfied with the time they had to wait for an appointment	0	0	N/A	82.1%	85.0%	88.3%

* This is based on patients treated on this contract for their most recent course of treatment. Figures in italics indicate the base number of FP17s or Patient Questionnaire responses are less than 100. N/A is shown where the base number of responses is less than 10 during the period. % is calculated as Quantity/Base number*100

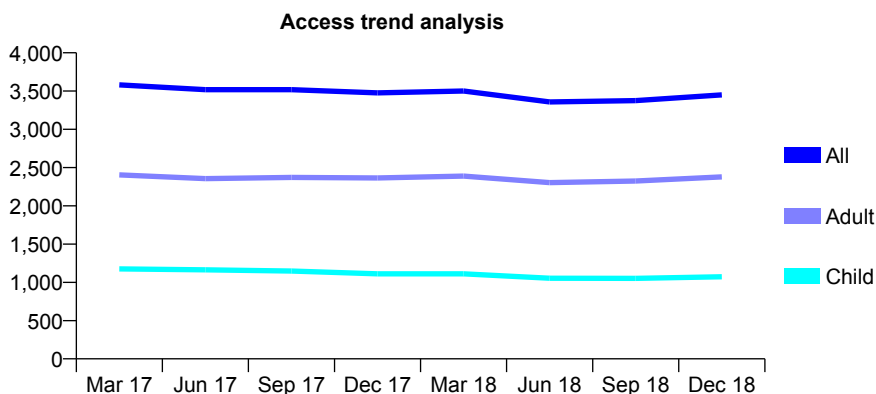
Q61 - Vital Signs At a Glance Contract Report for 750123/0002 - December 2018

Name or company name	MR S DODHIA
Contract type name	GDS Contract
Purpose of contract	General
Contract start date	01/04/2006
Contract end date	

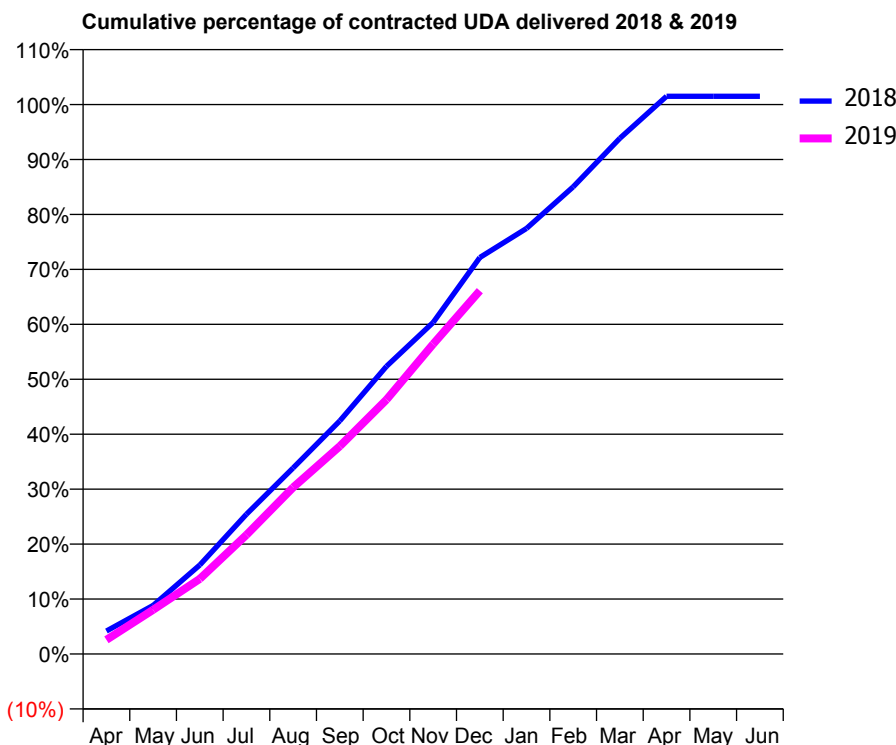
18/19 Contracted general activity (UDA)	9,575
Carry forward general activity (UDA)	-143
18/19 Contracted orthodontic activity (UOA)	0
Carry forward orthodontic activity (UOA)	0
Baseline contract value	£360,490.20

ACCESS*

Patients seen in 24 months	Total	Change since previous quarter
Quarter ending December 2017	3,476	
Quarter ending March 2018	3,500	→
Quarter ending June 2018	3,357	↓
Quarter ending September 2018	3,376	→
Quarter ending December 2018	3,450	↑
Variance since December 2017	(0.7%)	→



ACTIVITY



Month	Adjusted Scheduled Activity (UDA)	
	2018	2019
April	401	248
May	847	770
June	1,552	1,309
July	2,437	2,075
August	3,243	2,903
September	4,064	3,622
October	5,013	4,433
November	5,778	5,401
December	6,909	6,331
January	7,415	
February	8,140	
March	8,986	
April	9,718	
May	9,718	
June	9,718	

QUALITY

	Quantity	Base Number	Contract	AT	Region	England
% of FP17s for the same patient ID Re-attending within 3 months - Children	85	845	10.1%	10.7%	11.8%	11.8%
% of FP17s for the same patient ID Re-attending within 3 months - Adults	394	1,940	20.3%	15.9%	16.7%	15.6%
% of FP17s for the same patient ID Re-attending between 3 & 9 months - Children	206	845	24.4%	44.8%	48.6%	58.8%
% of FP17s for the same patient ID Re-attending between 3 & 9 months - Adults	483	1,940	24.9%	37.0%	39.1%	51.0%
% of FP17s for Band 1 Urgent Courses	505	2,518	20.1%	10.9%	10.6%	9.0%
% of FP17s Relating to Free Repair or Replacements	12	2,518	0.5%	0.5%	0.5%	0.8%
% of FP17s Relating to Continuations	0	2,518	0.0%	0.7%	0.7%	0.9%
% of Patients satisfied with the dentistry they have received	1	1	N/A	90.9%	90.2%	93.2%
% of Patients satisfied with the time they had to wait for an appointment	1	1	N/A	82.1%	85.0%	88.3%

* This is based on patients treated on this contract for their most recent course of treatment. Figures in italics indicate the base number of FP17s or Patient Questionnaire responses are less than 100. N/A is shown where the base number of responses is less than 10 during the period. % is calculated as Quantity/Base number*100

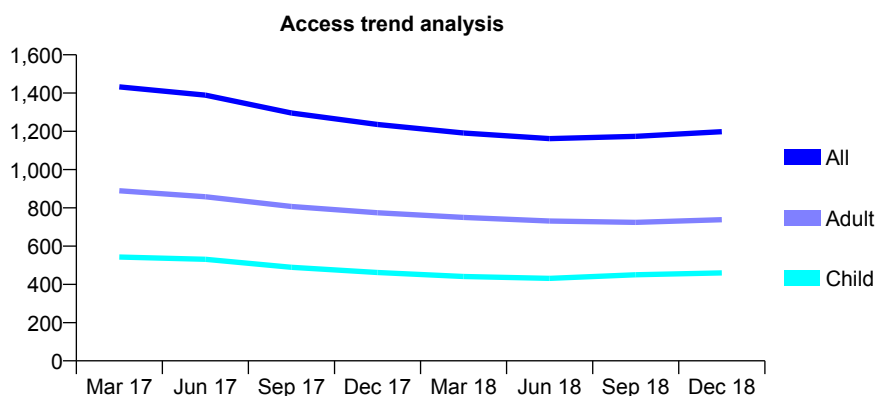
Q61 - Vital Signs At a Glance Contract Report for 750123/0004 - December 2018

Name or company name	MR S DODHIA
Contract type name	GDS Contract
Purpose of contract	General
Contract start date	27/07/2013
Contract end date	

18/19 Contracted general activity (UDA)	4,105
Carry forward general activity (UDA)	-68
18/19 Contracted orthodontic activity (UOA)	0
Carry forward orthodontic activity (UOA)	0
Baseline contract value	£140,408.62

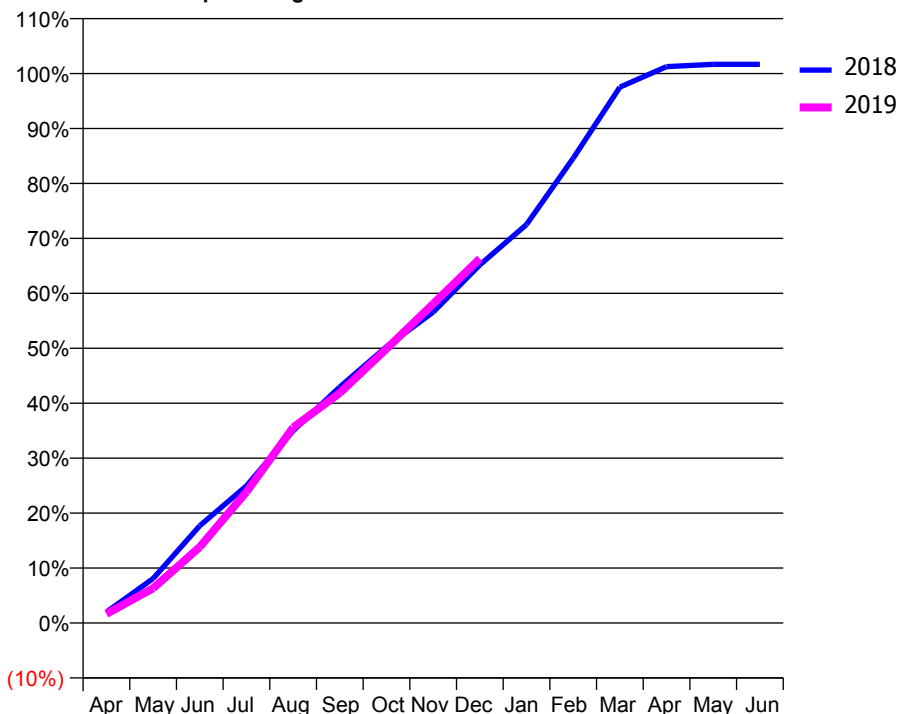
ACCESS*

Patients seen in 24 months	Total	Change since previous quarter
Quarter ending December 2017	1,236	
Quarter ending March 2018	1,191	↓
Quarter ending June 2018	1,162	↓
Quarter ending September 2018	1,174	→
Quarter ending December 2018	1,198	↑
Variance since December 2017	(3.1%)	↓



ACTIVITY

Cumulative percentage of contracted UDA delivered 2018 & 2019



Month	Adjusted Scheduled Activity (UDA)	
	2018	2019
April	82	68
May	332	259
June	726	568
July	1,024	980
August	1,436	1,460
September	1,764	1,719
October	2,065	2,049
November	2,323	2,384
December	2,675	2,722
January	2,977	
February	3,472	
March	4,003	
April	4,157	
May	4,173	
June	4,173	

QUALITY

	Quantity	Base Number	Contract	AT	Region	England
% of FP17s for the same patient ID Re-attending within 3 months - Children	5	288	1.7%	10.7%	11.8%	11.8%
% of FP17s for the same patient ID Re-attending within 3 months - Adults	102	511	20.0%	15.9%	16.7%	15.6%
% of FP17s for the same patient ID Re-attending between 3 & 9 months - Children	65	288	22.6%	44.8%	48.6%	58.8%
% of FP17s for the same patient ID Re-attending between 3 & 9 months - Adults	114	511	22.3%	37.0%	39.1%	51.0%
% of FP17s for Band 1 Urgent Courses	90	748	12.0%	10.9%	10.6%	9.0%
% of FP17s Relating to Free Repair or Replacements	0	748	0.0%	0.5%	0.5%	0.8%
% of FP17s Relating to Continuations	1	748	0.1%	0.7%	0.7%	0.9%
% of Patients satisfied with the dentistry they have received	1	1	N/A	90.9%	90.2%	93.2%
% of Patients satisfied with the time they had to wait for an appointment	1	1	N/A	82.1%	85.0%	88.3%

* This is based on patients treated on this contract for their most recent course of treatment. Figures in italics indicate the base number of FP17s or Patient Questionnaire responses are less than 100. N/A is shown where the base number of responses is less than 10 during the period. % is calculated as Quantity/Base number*100

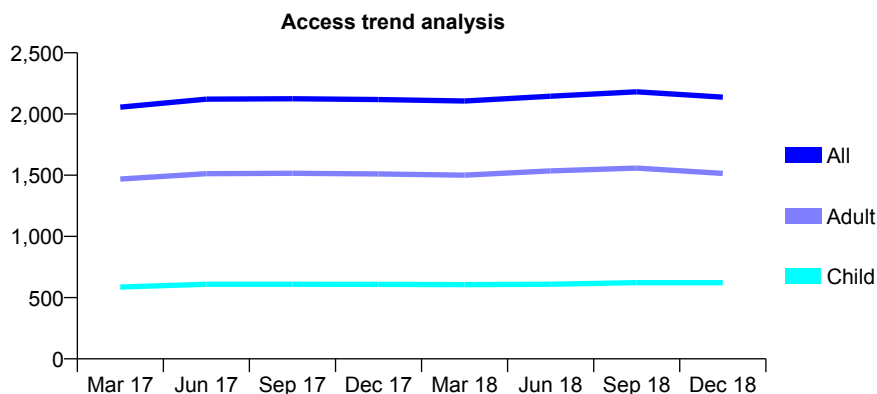
Q61 - Vital Signs At a Glance Contract Report for 751669/0001 - December 2018

Name or company name	MR V KAJAN
Contract type name	GDS Contract
Purpose of contract	General
Contract start date	01/04/2006
Contract end date	

18/19 Contracted general activity (UDA)	5,139
Carry forward general activity (UDA)	34
18/19 Contracted orthodontic activity (UOA)	0
Carry forward orthodontic activity (UOA)	0
Baseline contract value	£197,151.69

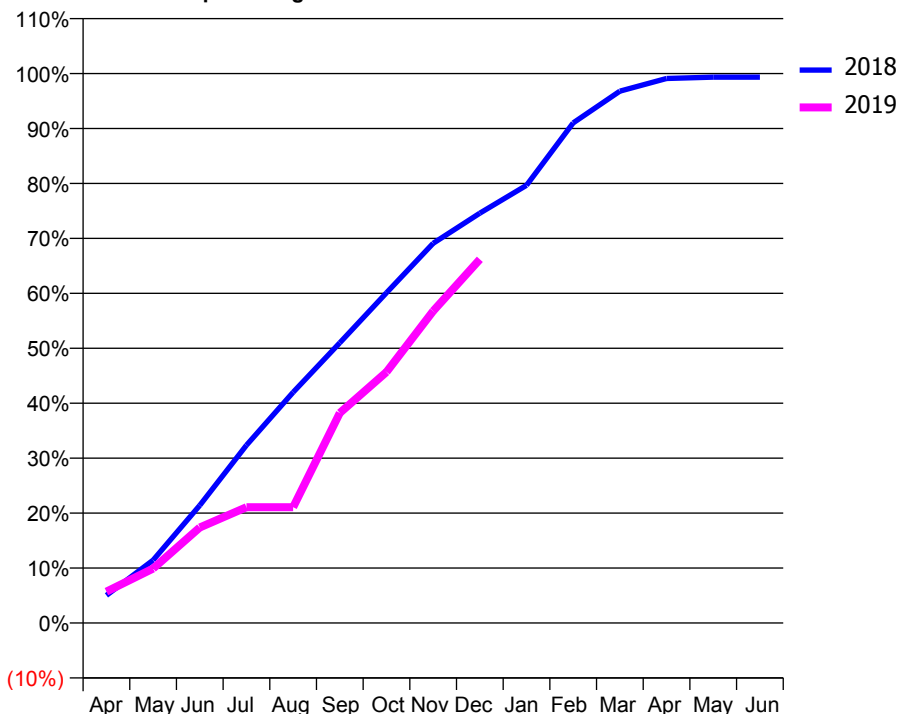
ACCESS*

Patients seen in 24 months	Total	Change since previous quarter
Quarter ending December 2017	2,118	
Quarter ending March 2018	2,106	→
Quarter ending June 2018	2,145	→
Quarter ending September 2018	2,181	→
Quarter ending December 2018	2,138	↓
Variance since December 2017	0.9%	→



ACTIVITY

Cumulative percentage of contracted UDA delivered 2018 & 2019



Month	Adjusted Scheduled Activity (UDA)	
	2018	2019
April	258	294
May	587	509
June	1,100	894
July	1,663	1,083
August	2,158	1,083
September	2,621	1,965
October	3,089	2,348
November	3,551	2,918
December	3,833	3,401
January	4,093	
February	4,677	
March	4,974	
April	5,093	
May	5,105	
June	5,105	

QUALITY

	Quantity	Base Number	Contract	AT	Region	England
% of FP17s for the same patient ID Re-attending within 3 months - Children	80	831	9.6%	10.7%	11.8%	11.8%
% of FP17s for the same patient ID Re-attending within 3 months - Adults	263	1,710	15.4%	15.9%	16.7%	15.6%
% of FP17s for the same patient ID Re-attending between 3 & 9 months - Children	536	831	64.5%	44.8%	48.6%	58.8%
% of FP17s for the same patient ID Re-attending between 3 & 9 months - Adults	1,039	1,710	60.8%	37.0%	39.1%	51.0%
% of FP17s for Band 1 Urgent Courses	219	2,467	8.9%	10.9%	10.6%	9.0%
% of FP17s Relating to Free Repair or Replacements	27	2,467	1.1%	0.5%	0.5%	0.8%
% of FP17s Relating to Continuations	11	2,467	0.4%	0.7%	0.7%	0.9%
% of Patients satisfied with the dentistry they have received	0	0	N/A	90.9%	90.2%	93.2%
% of Patients satisfied with the time they had to wait for an appointment	0	0	N/A	82.1%	85.0%	88.3%

* This is based on patients treated on this contract for their most recent course of treatment. Figures in italics indicate the base number of FP17s or Patient Questionnaire responses are less than 100. N/A is shown where the base number of responses is less than 10 during the period. % is calculated as Quantity/Base number*100

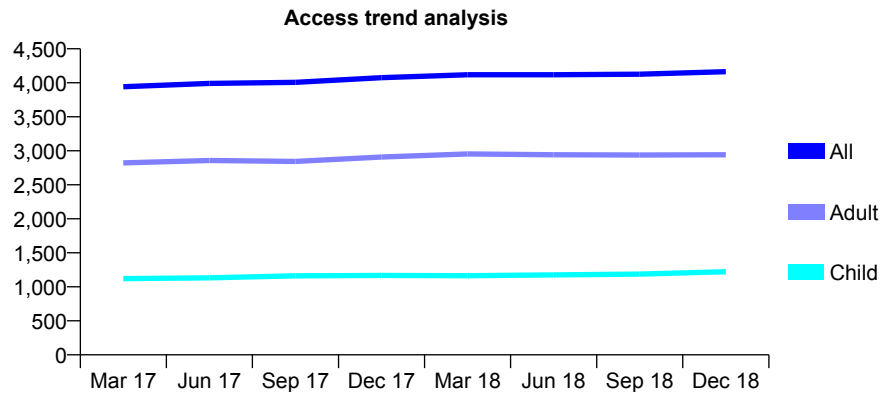
Q61 - Vital Signs At a Glance Contract Report for 755605/0001 - December 2018

Name or company name	MRS M KHAMBATI
Contract type name	GDS Contract
Purpose of contract	General
Contract start date	01/04/2006
Contract end date	

18/19 Contracted general activity (UDA)	11,817
Carry forward general activity (UDA)	0
18/19 Contracted orthodontic activity (UOA)	0
Carry forward orthodontic activity (UOA)	0
Baseline contract value	£383,549.55

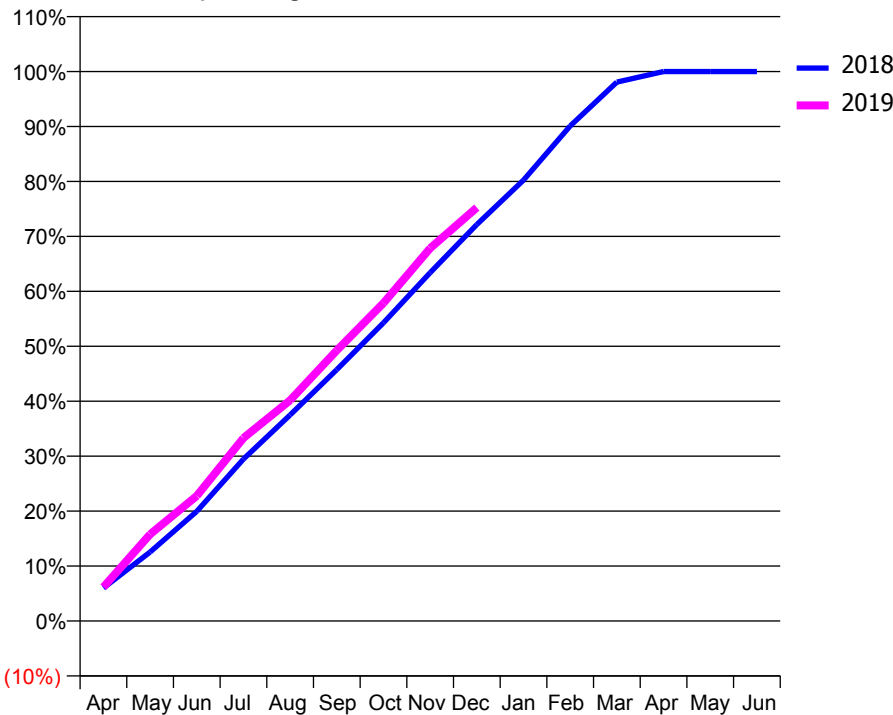
ACCESS*

Patients seen in 24 months	Total	Change since previous quarter
Quarter ending December 2017	4,075	
Quarter ending March 2018	4,118	→
Quarter ending June 2018	4,118	→
Quarter ending September 2018	4,126	→
Quarter ending December 2018	4,164	→
Variance since December 2017	2.2%	↑



ACTIVITY

Cumulative percentage of contracted UDA delivered 2018 & 2019



Month	Adjusted Scheduled Activity (UDA)	
	2018	2019
April	708	730
May	1,485	1,866
June	2,359	2,691
July	3,484	3,935
August	4,432	4,748
September	5,408	5,819
October	6,414	6,838
November	7,491	8,017
December	8,526	8,890
January	9,481	
February	10,647	
March	11,590	
April	11,817	
May	11,817	
June	11,817	

QUALITY

	Quantity	Base Number	Contract	AT	Region	England
% of FP17s for the same patient ID Re-attending within 3 months - Children	124	1,159	10.7%	10.7%	11.8%	11.8%
% of FP17s for the same patient ID Re-attending within 3 months - Adults	458	2,626	17.4%	15.9%	16.7%	15.6%
% of FP17s for the same patient ID Re-attending between 3 & 9 months - Children	477	1,159	41.2%	44.8%	48.6%	58.8%
% of FP17s for the same patient ID Re-attending between 3 & 9 months - Adults	1,067	2,626	40.6%	37.0%	39.1%	51.0%
% of FP17s for Band 1 Urgent Courses	485	3,690	13.1%	10.9%	10.6%	9.0%
% of FP17s Relating to Free Repair or Replacements	32	3,690	0.9%	0.5%	0.5%	0.8%
% of FP17s Relating to Continuations	41	3,690	1.1%	0.7%	0.7%	0.9%
% of Patients satisfied with the dentistry they have received	1	1	N/A	90.9%	90.2%	93.2%
% of Patients satisfied with the time they had to wait for an appointment	1	1	N/A	82.1%	85.0%	88.3%

* This is based on patients treated on this contract for their most recent course of treatment. Figures in italics indicate the base number of FP17s or Patient Questionnaire responses are less than 100. N/A is shown where the base number of responses is less than 10 during the period. % is calculated as Quantity/Base number*100

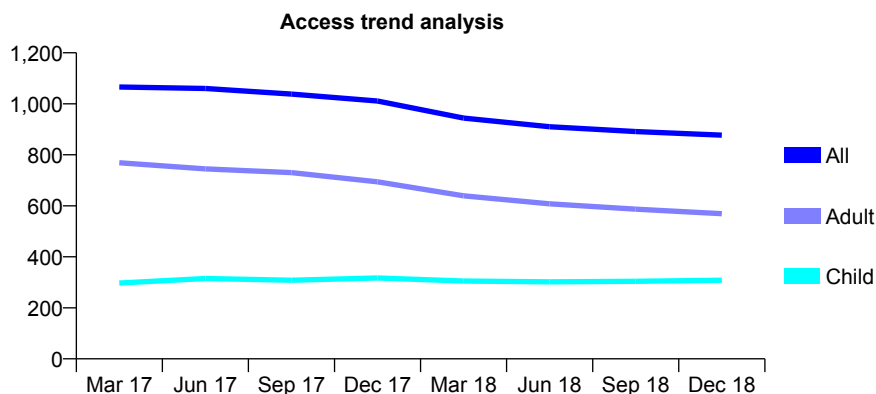
Q61 - Vital Signs At a Glance Contract Report for 762067/0001 - December 2018

Name or company name	MR M OTIFEH
Contract type name	GDS Contract
Purpose of contract	General
Contract start date	01/04/2006
Contract end date	

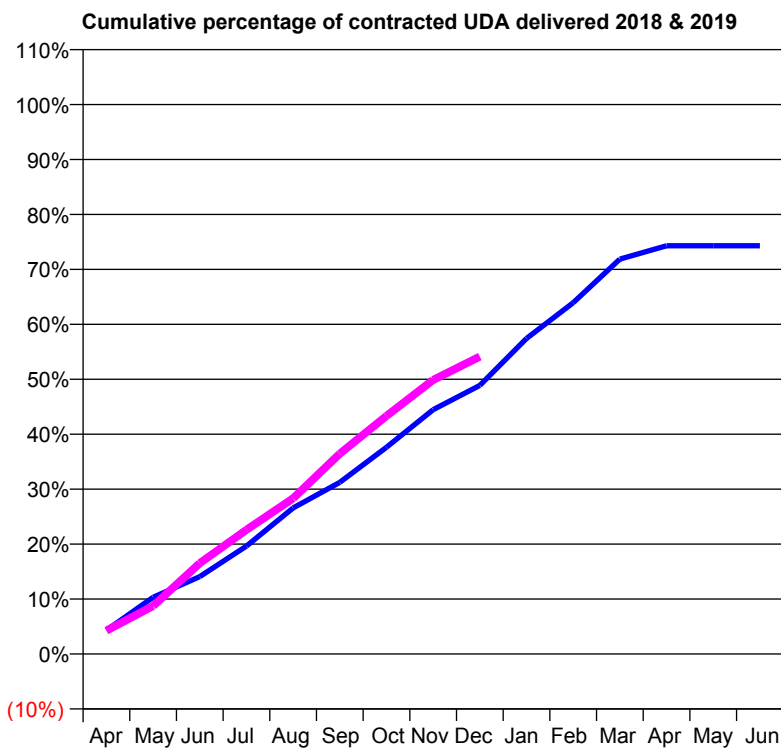
18/19 Contracted general activity (UDA)	2,910
Carry forward general activity (UDA)	0
18/19 Contracted orthodontic activity (UOA)	0
Carry forward orthodontic activity (UOA)	0
Baseline contract value	£85,397.04

ACCESS*

Patients seen in 24 months	Total	Change since previous quarter
Quarter ending December 2017	1,011	
Quarter ending March 2018	944	↓
Quarter ending June 2018	910	↓
Quarter ending September 2018	891	↓
Quarter ending December 2018	877	↓
Variance since December 2017	(13.3%)	↓



ACTIVITY



Month	Adjusted Scheduled Activity (UDA)	
	2018	2019
April	126	124
May	300	255
June	410	481
July	571	658
August	773	824
September	909	1,061
October	1,095	1,261
November	1,294	1,451
December	1,422	1,575
January	1,671	
February	1,860	
March	2,091	
April	2,162	
May	2,162	
June	2,162	

QUALITY

	Quantity	Base Number	Contract	AT	Region	England
% of FP17s for the same patient ID Re-attending within 3 months - Children	4	264	1.5%	10.7%	11.8%	11.8%
% of FP17s for the same patient ID Re-attending within 3 months - Adults	37	430	8.6%	15.9%	16.7%	15.6%
% of FP17s for the same patient ID Re-attending between 3 & 9 months - Children	120	264	45.5%	44.8%	48.6%	58.8%
% of FP17s for the same patient ID Re-attending between 3 & 9 months - Adults	150	430	34.9%	37.0%	39.1%	51.0%
% of FP17s for Band 1 Urgent Courses	71	668	10.6%	10.9%	10.6%	9.0%
% of FP17s Relating to Free Repair or Replacements	4	668	0.6%	0.5%	0.5%	0.8%
% of FP17s Relating to Continuations	2	668	0.3%	0.7%	0.7%	0.9%
% of Patients satisfied with the dentistry they have received	0	0	N/A	90.9%	90.2%	93.2%
% of Patients satisfied with the time they had to wait for an appointment	0	0	N/A	82.1%	85.0%	88.3%

* This is based on patients treated on this contract for their most recent course of treatment. Figures in italics indicate the base number of FP17s or Patient Questionnaire responses are less than 100. N/A is shown where the base number of responses is less than 10 during the period. % is calculated as Quantity/Base number*100

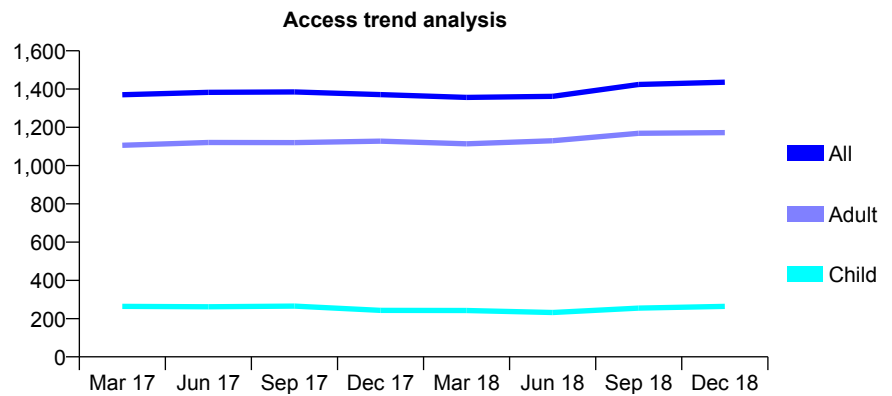
Q61 - Vital Signs At a Glance Contract Report for 762431/0003 - December 2018

Name or company name	MR N NEKOO-PARVAR
Contract type name	GDS Contract
Purpose of contract	General
Contract start date	08/10/2012
Contract end date	

18/19 Contracted general activity (UDA)	5,304
Carry forward general activity (UDA)	300
18/19 Contracted orthodontic activity (UOA)	0
Carry forward orthodontic activity (UOA)	0
Baseline contract value	£139,023.93

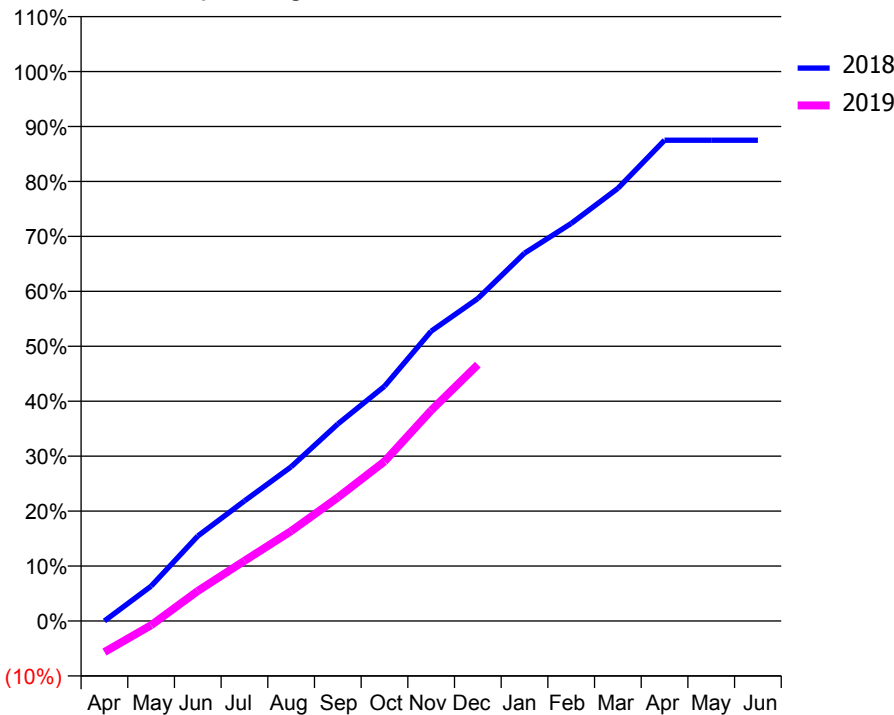
ACCESS*

Patients seen in 24 months	Total	Change since previous quarter
Quarter ending December 2017	1,371	
Quarter ending March 2018	1,356	↓
Quarter ending June 2018	1,362	→
Quarter ending September 2018	1,424	↑
Quarter ending December 2018	1,436	→
Variance since December 2017	4.7%	↑



ACTIVITY

Cumulative percentage of contracted UDA delivered 2018 & 2019



Month	Adjusted Scheduled Activity (UDA)	
	2018	2019
April	0	-300
May	336	-42
June	821	290
July	1,159	582
August	1,489	868
September	1,902	1,193
October	2,266	1,540
November	2,798	2,033
December	3,113	2,475
January	3,551	
February	3,838	
March	4,176	
April	4,640	
May	4,641	
June	4,641	

QUALITY

	Quantity	Base Number	Contract	AT	Region	England
% of FP17s for the same patient ID Re-attending within 3 months - Children	11	208	5.3%	10.7%	11.8%	11.8%
% of FP17s for the same patient ID Re-attending within 3 months - Adults	76	816	9.3%	15.9%	16.7%	15.6%
% of FP17s for the same patient ID Re-attending between 3 & 9 months - Children	54	208	26.0%	44.8%	48.6%	58.8%
% of FP17s for the same patient ID Re-attending between 3 & 9 months - Adults	253	816	31.0%	37.0%	39.1%	51.0%
% of FP17s for Band 1 Urgent Courses	35	884	4.0%	10.9%	10.6%	9.0%
% of FP17s Relating to Free Repair or Replacements	1	884	0.1%	0.5%	0.5%	0.8%
% of FP17s Relating to Continuations	0	884	0.0%	0.7%	0.7%	0.9%
% of Patients satisfied with the dentistry they have received	0	0	N/A	90.9%	90.2%	93.2%
% of Patients satisfied with the time they had to wait for an appointment	0	0	N/A	82.1%	85.0%	88.3%

* This is based on patients treated on this contract for their most recent course of treatment. Figures in italics indicate the base number of FP17s or Patient Questionnaire responses are less than 100. N/A is shown where the base number of responses is less than 10 during the period. % is calculated as Quantity/Base number*100

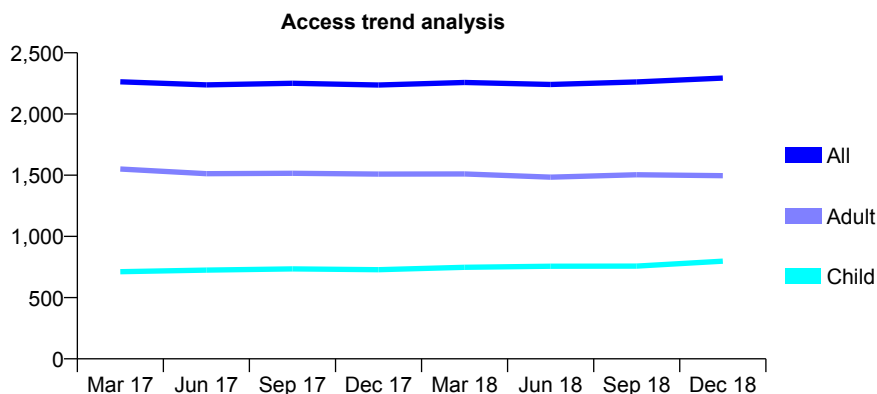
Q61 - Vital Signs At a Glance Contract Report for 763934/0002 - December 2018

Name or company name	Apex Dental Care
Contract type name	GDS Contract
Purpose of contract	General
Contract start date	01/04/2006
Contract end date	

18/19 Contracted general activity (UDA)	5,793
Carry forward general activity (UDA)	-116
18/19 Contracted orthodontic activity (UOA)	0
Carry forward orthodontic activity (UOA)	0
Baseline contract value	£167,213.77

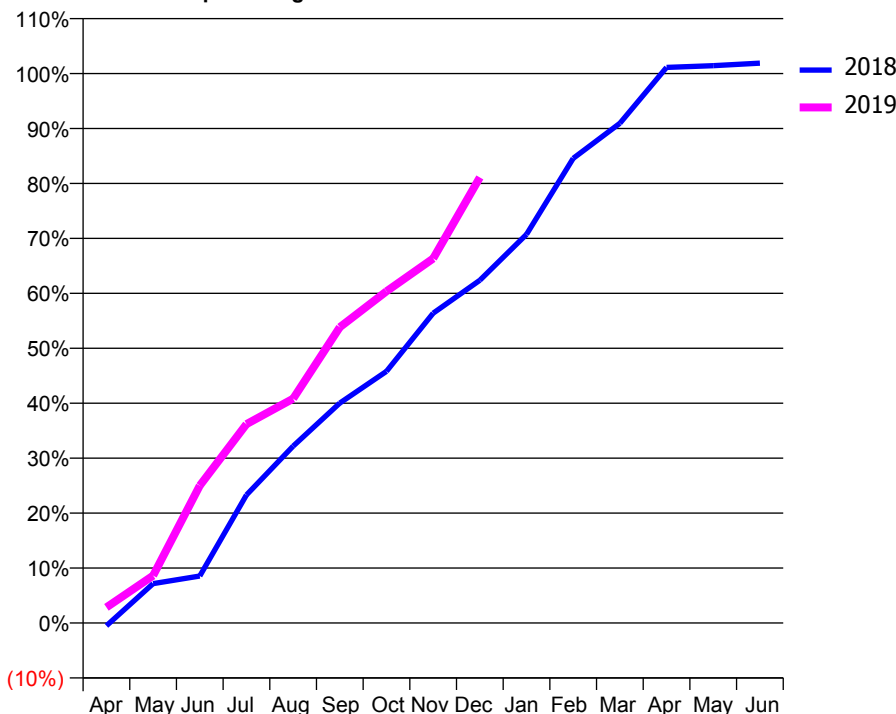
ACCESS*

Patients seen in 24 months	Total	Change since previous quarter
Quarter ending December 2017	2,237	
Quarter ending March 2018	2,258	→
Quarter ending June 2018	2,241	→
Quarter ending September 2018	2,262	→
Quarter ending December 2018	2,294	→
Variance since December 2017	2.5%	↑



ACTIVITY

Cumulative percentage of contracted UDA delivered 2018 & 2019



Adjusted Scheduled Activity (UDA)

Month	2018	2019
April	-30	165
May	415	499
June	496	1,448
July	1,350	2,096
August	1,865	2,365
September	2,319	3,119
October	2,653	3,497
November	3,267	3,843
December	3,613	4,697
January	4,097	
February	4,898	
March	5,268	
April	5,857	
May	5,876	
June	5,902	

QUALITY

	Quantity	Base Number	Contract	AT	Region	England
% of FP17s for the same patient ID Re-attending within 3 months - Children	116	920	12.6%	10.7%	11.8%	11.8%
% of FP17s for the same patient ID Re-attending within 3 months - Adults	214	1,326	16.1%	15.9%	16.7%	15.6%
% of FP17s for the same patient ID Re-attending between 3 & 9 months - Children	365	920	39.7%	44.8%	48.6%	58.8%
% of FP17s for the same patient ID Re-attending between 3 & 9 months - Adults	417	1,326	31.4%	37.0%	39.1%	51.0%
% of FP17s for Band 1 Urgent Courses	224	1,976	11.3%	10.9%	10.6%	9.0%
% of FP17s Relating to Free Repair or Replacements	1	1,976	0.1%	0.5%	0.5%	0.8%
% of FP17s Relating to Continuations	27	1,976	1.4%	0.7%	0.7%	0.9%
% of Patients satisfied with the dentistry they have received	0	0	N/A	90.9%	90.2%	93.2%
% of Patients satisfied with the time they had to wait for an appointment	0	0	N/A	82.1%	85.0%	88.3%

* This is based on patients treated on this contract for their most recent course of treatment. Figures in italics indicate the base number of FP17s or Patient Questionnaire responses are less than 100. N/A is shown where the base number of responses is less than 10 during the period. % is calculated as Quantity/Base number*100

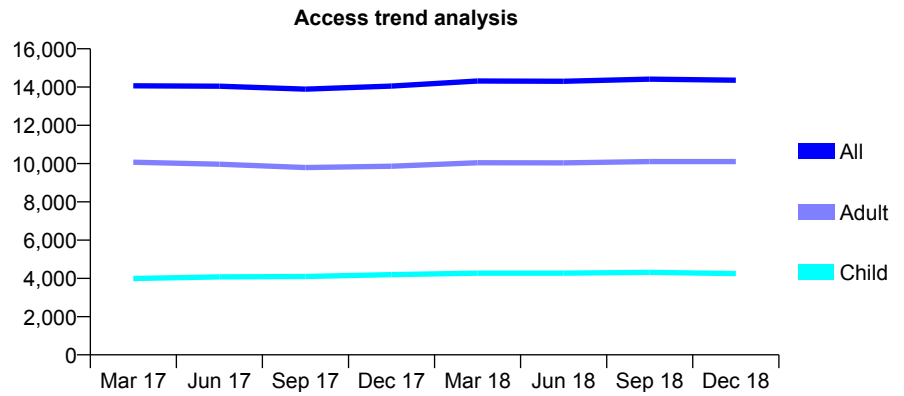
Q61 - Vital Signs At a Glance Contract Report for 764957/0004 - December 2018

Name or company name	Valecha Dental Practice
Contract type name	GDS Contract
Purpose of contract	General
Contract start date	01/04/2006
Contract end date	

18/19 Contracted general activity (UDA)	40,267
Carry forward general activity (UDA)	-30
18/19 Contracted orthodontic activity (UOA)	0
Carry forward orthodontic activity (UOA)	0
Baseline contract value	£1,169,288.74

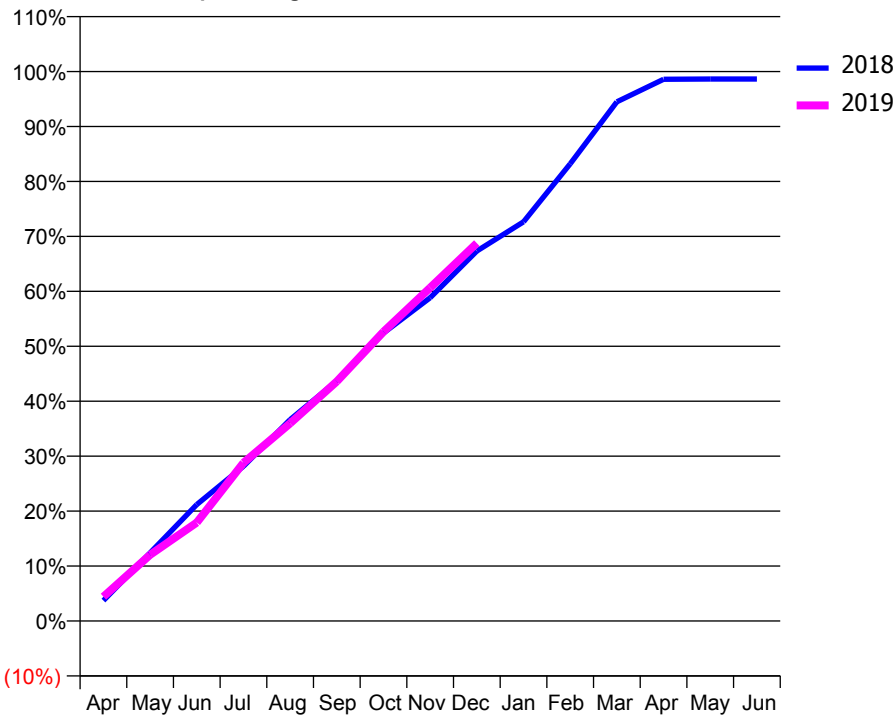
ACCESS*

Patients seen in 24 months	Total	Change since previous quarter
Quarter ending December 2017	14,049	
Quarter ending March 2018	14,316	→
Quarter ending June 2018	14,304	→
Quarter ending September 2018	14,416	→
Quarter ending December 2018	14,356	→
Variance since December 2017	2.2%	↑



ACTIVITY

Cumulative percentage of contracted UDA delivered 2018 & 2019



Month	Adjusted Scheduled Activity (UDA)	
	2018	2019
April	1,502	1,786
May	5,000	4,855
June	8,540	7,212
July	11,336	11,597
August	14,764	14,485
September	17,593	17,550
October	21,105	21,196
November	23,693	24,423
December	27,116	27,687
January	29,251	
February	33,503	
March	38,046	
April	39,696	
May	39,717	
June	39,713	

QUALITY

	Quantity	Base Number	Contract	AT	Region	England
% of FP17s for the same patient ID Re-attending within 3 months - Children	191	4,085	4.7%	10.7%	11.8%	11.8%
% of FP17s for the same patient ID Re-attending within 3 months - Adults	700	8,425	8.3%	15.9%	16.7%	15.6%
% of FP17s for the same patient ID Re-attending between 3 & 9 months - Children	2,242	4,085	54.9%	44.8%	48.6%	58.8%
% of FP17s for the same patient ID Re-attending between 3 & 9 months - Adults	4,242	8,425	50.4%	37.0%	39.1%	51.0%
% of FP17s for Band 1 Urgent Courses	583	11,956	4.9%	10.9%	10.6%	9.0%
% of FP17s Relating to Free Repair or Replacements	88	11,956	0.7%	0.5%	0.5%	0.8%
% of FP17s Relating to Continuations	34	11,956	0.3%	0.7%	0.7%	0.9%
% of Patients satisfied with the dentistry they have received	2	3	N/A	90.9%	90.2%	93.2%
% of Patients satisfied with the time they had to wait for an appointment	2	3	N/A	82.1%	85.0%	88.3%

* This is based on patients treated on this contract for their most recent course of treatment. Figures in italics indicate the base number of FP17s or Patient Questionnaire responses are less than 100. N/A is shown where the base number of responses is less than 10 during the period. % is calculated as Quantity/Base number*100

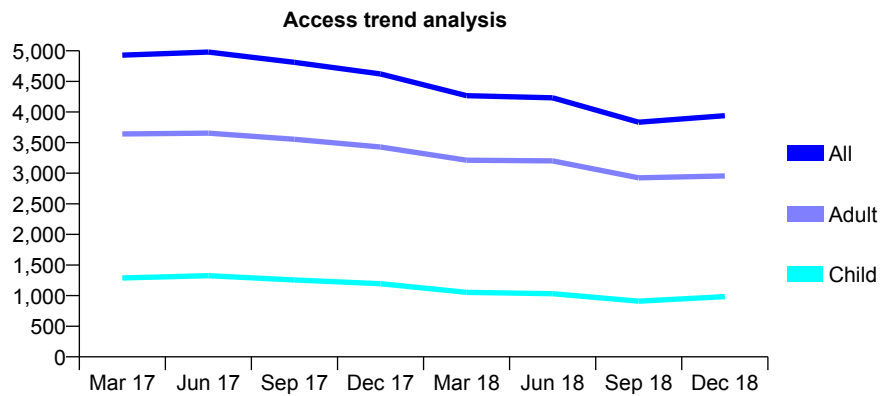
Q61 - Vital Signs At a Glance Contract Report for 765805/0001 - December 2018

Name or company name	MR JR KANOGO
Contract type name	GDS Contract
Purpose of contract	General
Contract start date	01/04/2006
Contract end date	

18/19 Contracted general activity (UDA)	13,708
Carry forward general activity (UDA)	0
18/19 Contracted orthodontic activity (UOA)	0
Carry forward orthodontic activity (UOA)	0
Baseline contract value	£367,443.26

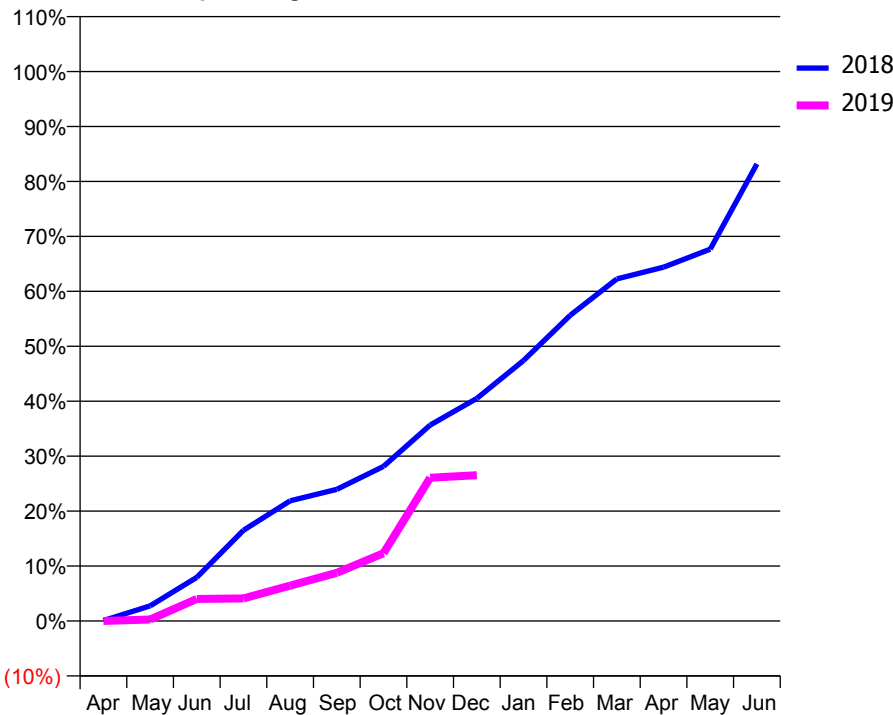
ACCESS*

Patients seen in 24 months	Total	Change since previous quarter
Quarter ending December 2017	4,623	
Quarter ending March 2018	4,267	↓
Quarter ending June 2018	4,233	→
Quarter ending September 2018	3,833	↓
Quarter ending December 2018	3,939	↑
Variance since December 2017	(14.8%)	↓



ACTIVITY

Cumulative percentage of contracted UDA delivered 2018 & 2019



Month	Adjusted Scheduled Activity (UDA)	
	2018	2019
April	13	0
May	379	37
June	1,088	549
July	2,263	564
August	2,998	884
September	3,286	1,203
October	3,856	1,692
November	4,889	3,576
December	5,552	3,637
January	6,500	
February	7,626	
March	8,534	
April	8,828	
May	9,277	
June	11,401	

QUALITY

	Quantity	Base Number	Contract	AT	Region	England
% of FP17s for the same patient ID Re-attending within 3 months - Children	38	454	8.4%	10.7%	11.8%	11.8%
% of FP17s for the same patient ID Re-attending within 3 months - Adults	137	1,489	9.2%	15.9%	16.7%	15.6%
% of FP17s for the same patient ID Re-attending between 3 & 9 months - Children	87	454	19.2%	44.8%	48.6%	58.8%
% of FP17s for the same patient ID Re-attending between 3 & 9 months - Adults	442	1,489	29.7%	37.0%	39.1%	51.0%
% of FP17s for Band 1 Urgent Courses	20	1,193	1.7%	10.9%	10.6%	9.0%
% of FP17s Relating to Free Repair or Replacements	0	1,193	0.0%	0.5%	0.5%	0.8%
% of FP17s Relating to Continuations	0	1,193	0.0%	0.7%	0.7%	0.9%
% of Patients satisfied with the dentistry they have received	2	2	N/A	90.9%	90.2%	93.2%
% of Patients satisfied with the time they had to wait for an appointment	0	2	N/A	82.1%	85.0%	88.3%

* This is based on patients treated on this contract for their most recent course of treatment. Figures in italics indicate the base number of FP17s or Patient Questionnaire responses are less than 100. N/A is shown where the base number of responses is less than 10 during the period. % is calculated as Quantity/Base number*100

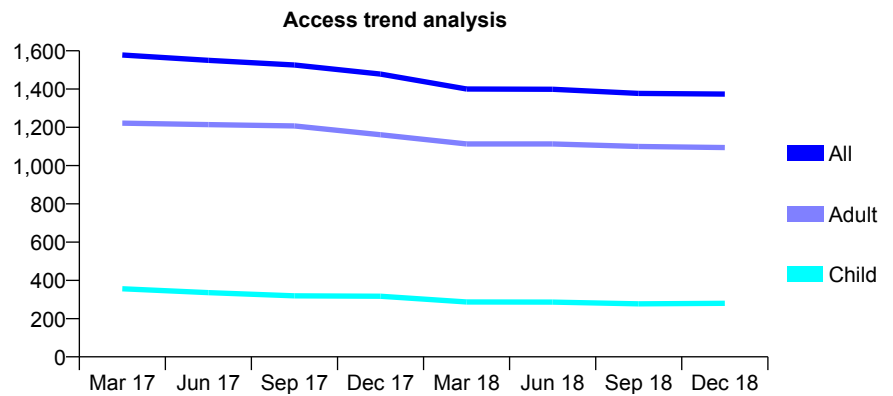
Q61 - Vital Signs At a Glance Contract Report for 766038/0001 - December 2018

Name or company name	MR VO AKINSOLA
Contract type name	GDS Contract
Purpose of contract	General
Contract start date	01/04/2006
Contract end date	

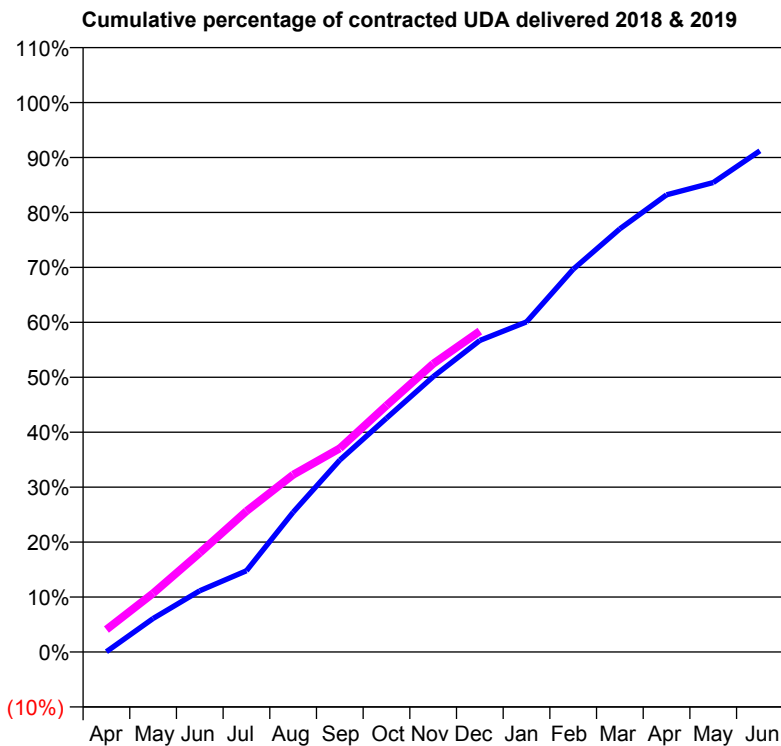
18/19 Contracted general activity (UDA)	6,225
Carry forward general activity (UDA)	0
18/19 Contracted orthodontic activity (UOA)	0
Carry forward orthodontic activity (UOA)	0
Baseline contract value	£203,273.88

ACCESS*

Patients seen in 24 months	Total	Change since previous quarter
Quarter ending December 2017	1,478	
Quarter ending March 2018	1,400	↓
Quarter ending June 2018	1,399	→
Quarter ending September 2018	1,377	↓
Quarter ending December 2018	1,374	→
Variance since December 2017	(7.0%)	↓



ACTIVITY



Month	Adjusted Scheduled Activity (UDA)	
	2018	2019
April	4	254
May	379	666
June	694	1,123
July	920	1,596
August	1,584	2,008
September	2,174	2,308
October	2,649	2,792
November	3,119	3,265
December	3,529	3,635
January	3,739	
February	4,336	
March	4,793	
April	5,179	
May	5,319	
June	5,678	

QUALITY

	Quantity	Base Number	Contract	AT	Region	England
% of FP17s for the same patient ID Re-attending within 3 months - Children	15	189	7.9%	10.7%	11.8%	11.8%
% of FP17s for the same patient ID Re-attending within 3 months - Adults	133	777	17.1%	15.9%	16.7%	15.6%
% of FP17s for the same patient ID Re-attending between 3 & 9 months - Children	40	189	21.2%	44.8%	48.6%	58.8%
% of FP17s for the same patient ID Re-attending between 3 & 9 months - Adults	167	777	21.5%	37.0%	39.1%	51.0%
% of FP17s for Band 1 Urgent Courses	89	830	10.7%	10.9%	10.6%	9.0%
% of FP17s Relating to Free Repair or Replacements	7	830	0.8%	0.5%	0.5%	0.8%
% of FP17s Relating to Continuations	0	830	0.0%	0.7%	0.7%	0.9%
% of Patients satisfied with the dentistry they have received	0	0	N/A	90.9%	90.2%	93.2%
% of Patients satisfied with the time they had to wait for an appointment	0	0	N/A	82.1%	85.0%	88.3%

* This is based on patients treated on this contract for their most recent course of treatment. Figures in italics indicate the base number of FP17s or Patient Questionnaire responses are less than 100. N/A is shown where the base number of responses is less than 10 during the period. % is calculated as Quantity/Base number*100

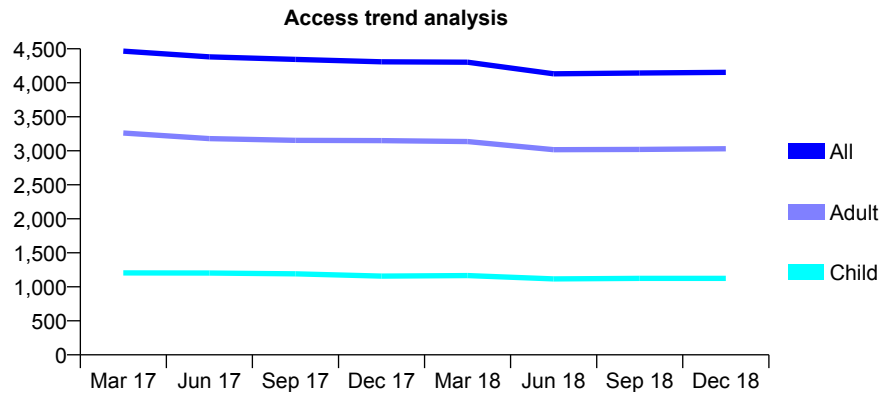
Q61 - Vital Signs At a Glance Contract Report for 766895/0003 - December 2018

Name or company name	MR M SOLTAN MOHAMMADI KHAYAT
Contract type name	GDS Contract
Purpose of contract	General
Contract start date	01/04/2006
Contract end date	

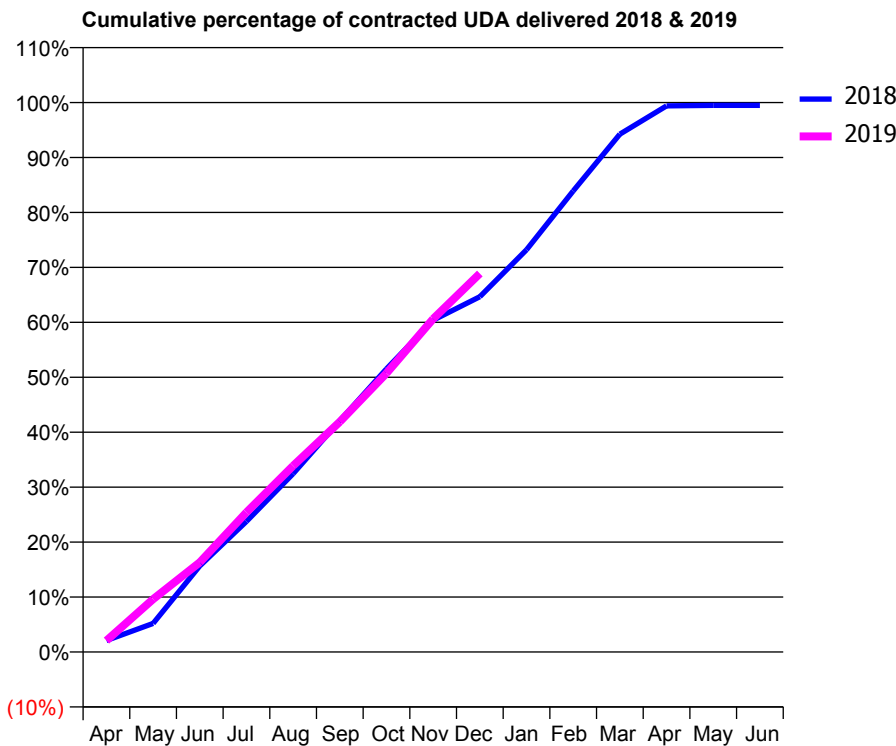
18/19 Contracted general activity (UDA)	15,725
Carry forward general activity (UDA)	82
18/19 Contracted orthodontic activity (UOA)	0
Carry forward orthodontic activity (UOA)	0
Baseline contract value	£403,894.33

ACCESS*

Patients seen in 24 months	Total	Change since previous quarter
Quarter ending December 2017	4,308	
Quarter ending March 2018	4,303	→
Quarter ending June 2018	4,133	↓
Quarter ending September 2018	4,144	→
Quarter ending December 2018	4,154	→
Variance since December 2017	(3.6%)	↓



ACTIVITY



Month	Adjusted Scheduled Activity (UDA)	
	2018	2019
April	330	325
May	817	1,514
June	2,462	2,567
July	3,738	3,996
August	5,104	5,330
September	6,618	6,587
October	8,105	7,979
November	9,496	9,535
December	10,166	10,831
January	11,509	
February	13,193	
March	14,819	
April	15,630	
May	15,643	
June	15,643	

QUALITY

	Quantity	Base Number	Contract	AT	Region	England
% of FP17s for the same patient ID Re-attending within 3 months - Children	78	988	7.9%	10.7%	11.8%	11.8%
% of FP17s for the same patient ID Re-attending within 3 months - Adults	248	2,160	11.5%	15.9%	16.7%	15.6%
% of FP17s for the same patient ID Re-attending between 3 & 9 months - Children	405	988	41.0%	44.8%	48.6%	58.8%
% of FP17s for the same patient ID Re-attending between 3 & 9 months - Adults	691	2,160	32.0%	37.0%	39.1%	51.0%
% of FP17s for Band 1 Urgent Courses	430	2,969	14.5%	10.9%	10.6%	9.0%
% of FP17s Relating to Free Repair or Replacements	0	2,969	0.0%	0.5%	0.5%	0.8%
% of FP17s Relating to Continuations	12	2,969	0.4%	0.7%	0.7%	0.9%
% of Patients satisfied with the dentistry they have received	1	1	N/A	90.9%	90.2%	93.2%
% of Patients satisfied with the time they had to wait for an appointment	1	1	N/A	82.1%	85.0%	88.3%

* This is based on patients treated on this contract for their most recent course of treatment. Figures in italics indicate the base number of FP17s or Patient Questionnaire responses are less than 100. N/A is shown where the base number of responses is less than 10 during the period. % is calculated as Quantity/Base number*100

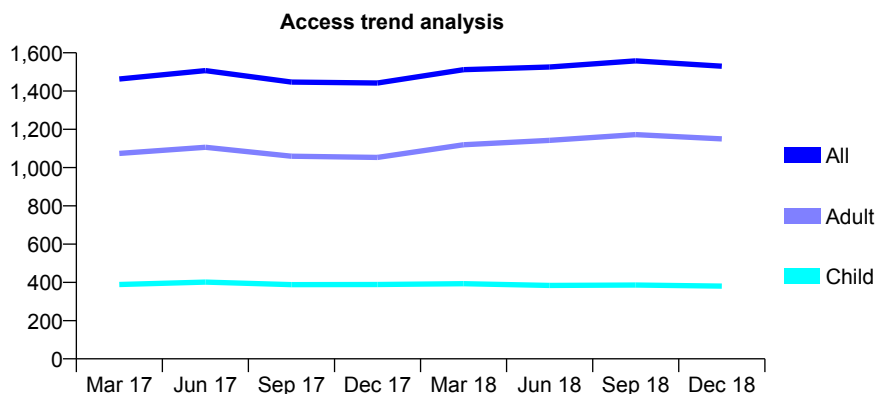
Q61 - Vital Signs At a Glance Contract Report for 766895/0005 - December 2018

Name or company name	MR M SOLTAN MOHAMMADI KHAYAT
Contract type name	GDS Contract
Purpose of contract	General
Contract start date	01/06/2015
Contract end date	

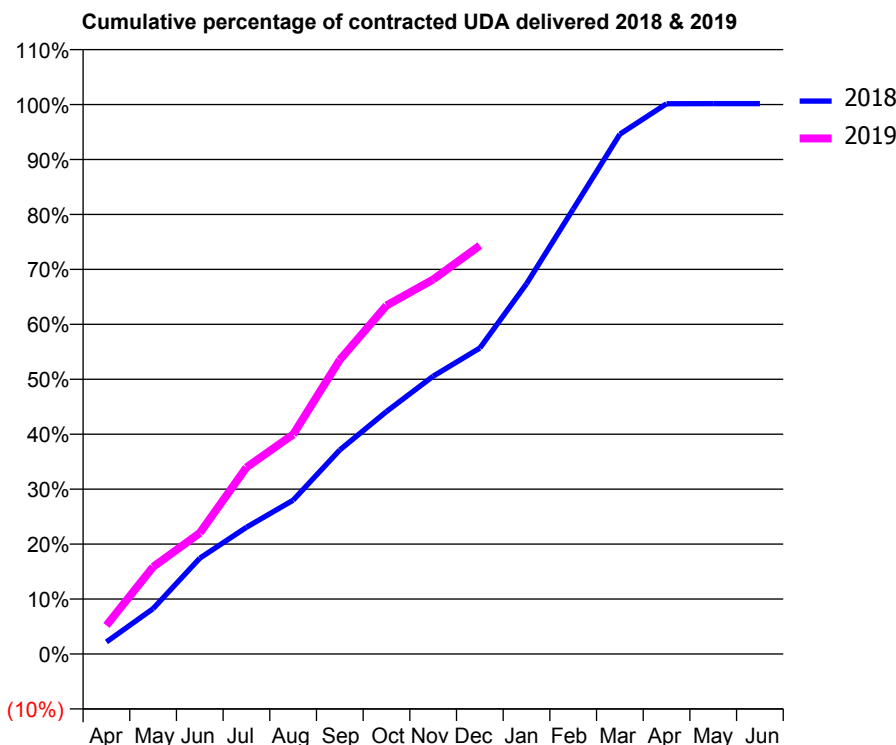
18/19 Contracted general activity (UDA)	5,000
Carry forward general activity (UDA)	-8
18/19 Contracted orthodontic activity (UOA)	0
Carry forward orthodontic activity (UOA)	0
Baseline contract value	£163,522.67

ACCESS*

Patients seen in 24 months	Total	Change since previous quarter
Quarter ending December 2017	1,442	
Quarter ending March 2018	1,512	↑
Quarter ending June 2018	1,526	→
Quarter ending September 2018	1,558	↑
Quarter ending December 2018	1,530	↓
Variance since December 2017	6.1%	↑



ACTIVITY



Month	Adjusted Scheduled Activity (UDA)	
	2018	2019
April	110	260
May	413	793
June	872	1,101
July	1,154	1,698
August	1,400	1,997
September	1,857	2,677
October	2,207	3,171
November	2,529	3,408
December	2,784	3,717
January	3,369	
February	4,049	
March	4,730	
April	5,006	
May	5,008	
June	5,008	

QUALITY

	Quantity	Base Number	Contract	AT	Region	England
% of FP17s for the same patient ID Re-attending within 3 months - Children	22	322	6.8%	10.7%	11.8%	11.8%
% of FP17s for the same patient ID Re-attending within 3 months - Adults	124	797	15.6%	15.9%	16.7%	15.6%
% of FP17s for the same patient ID Re-attending between 3 & 9 months - Children	110	322	34.2%	44.8%	48.6%	58.8%
% of FP17s for the same patient ID Re-attending between 3 & 9 months - Adults	181	797	22.7%	37.0%	39.1%	51.0%
% of FP17s for Band 1 Urgent Courses	79	1,069	7.4%	10.9%	10.6%	9.0%
% of FP17s Relating to Free Repair or Replacements	2	1,069	0.2%	0.5%	0.5%	0.8%
% of FP17s Relating to Continuations	2	1,069	0.2%	0.7%	0.7%	0.9%
% of Patients satisfied with the dentistry they have received	1	1	N/A	90.9%	90.2%	93.2%
% of Patients satisfied with the time they had to wait for an appointment	1	1	N/A	82.1%	85.0%	88.3%

* This is based on patients treated on this contract for their most recent course of treatment. Figures in italics indicate the base number of FP17s or Patient Questionnaire responses are less than 100. N/A is shown where the base number of responses is less than 10 during the period. % is calculated as Quantity/Base number*100

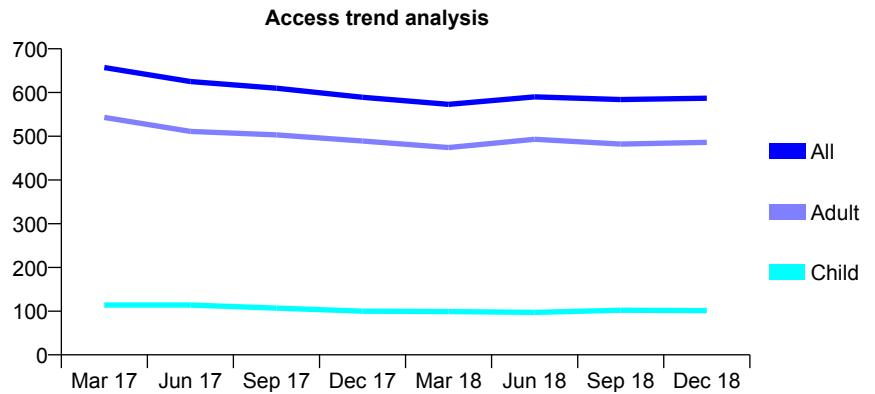
Q61 - Vital Signs At a Glance Contract Report for 769037/0001 - December 2018

Name or company name	MR B VARNAMKHASTY
Contract type name	GDS Contract
Purpose of contract	General
Contract start date	01/04/2006
Contract end date	

18/19 Contracted general activity (UDA)	2,936
Carry forward general activity (UDA)	0
18/19 Contracted orthodontic activity (UOA)	0
Carry forward orthodontic activity (UOA)	0
Baseline contract value	£97,518.76

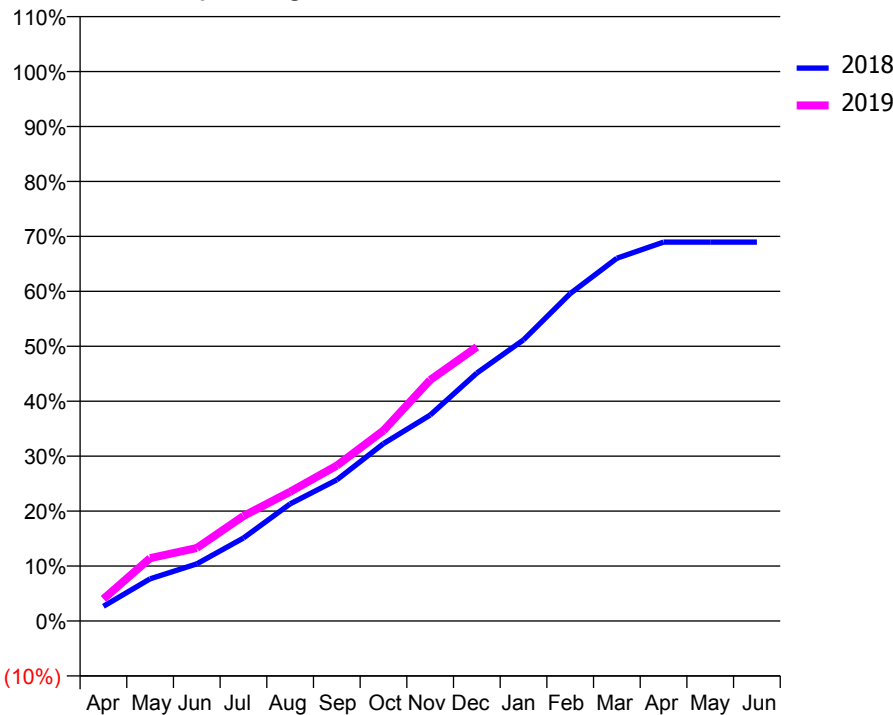
ACCESS*

Patients seen in 24 months	Total	Change since previous quarter
Quarter ending December 2017	589	
Quarter ending March 2018	573	↓
Quarter ending June 2018	590	↑
Quarter ending September 2018	584	↓
Quarter ending December 2018	587	→
Variance since December 2017	(0.3%)	→



ACTIVITY

Cumulative percentage of contracted UDA delivered 2018 & 2019



Month	Adjusted Scheduled Activity (UDA)	
	2018	2019
April	79	118
May	225	336
June	305	390
July	443	561
August	626	690
September	754	831
October	948	1,018
November	1,100	1,288
December	1,325	1,464
January	1,502	
February	1,749	
March	1,938	
April	2,024	
May	2,024	
June	2,024	

QUALITY

	Quantity	Base Number	Contract	AT	Region	England
% of FP17s for the same patient ID Re-attending within 3 months - Children	2	89	2.2%	10.7%	11.8%	11.8%
% of FP17s for the same patient ID Re-attending within 3 months - Adults	17	375	4.5%	15.9%	16.7%	15.6%
% of FP17s for the same patient ID Re-attending between 3 & 9 months - Children	44	89	49.4%	44.8%	48.6%	58.8%
% of FP17s for the same patient ID Re-attending between 3 & 9 months - Adults	130	375	34.7%	37.0%	39.1%	51.0%
% of FP17s for Band 1 Urgent Courses	21	438	4.8%	10.9%	10.6%	9.0%
% of FP17s Relating to Free Repair or Replacements	1	438	0.2%	0.5%	0.5%	0.8%
% of FP17s Relating to Continuations	0	438	0.0%	0.7%	0.7%	0.9%
% of Patients satisfied with the dentistry they have received	0	0	N/A	90.9%	90.2%	93.2%
% of Patients satisfied with the time they had to wait for an appointment	0	0	N/A	82.1%	85.0%	88.3%

* This is based on patients treated on this contract for their most recent course of treatment. Figures in italics indicate the base number of FP17s or Patient Questionnaire responses are less than 100. N/A is shown where the base number of responses is less than 10 during the period. % is calculated as Quantity/Base number*100

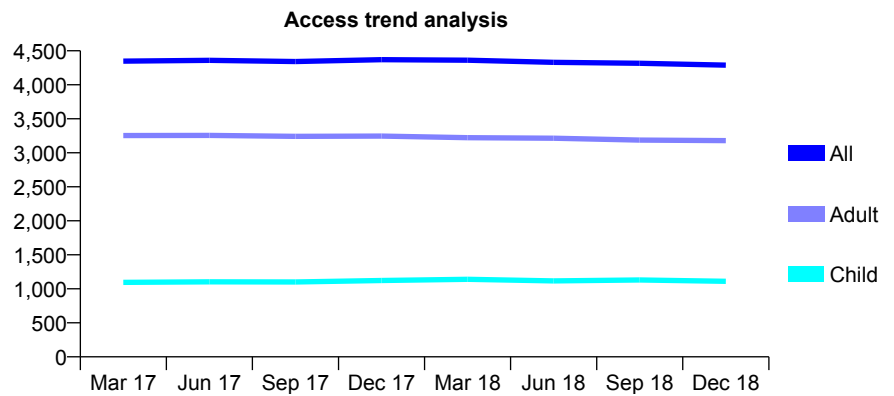
Q61 - Vital Signs At a Glance Contract Report for 769568/0001 - December 2018

Name or company name	MRS M RAFIEE
Contract type name	GDS Contract
Purpose of contract	General
Contract start date	01/04/2006
Contract end date	

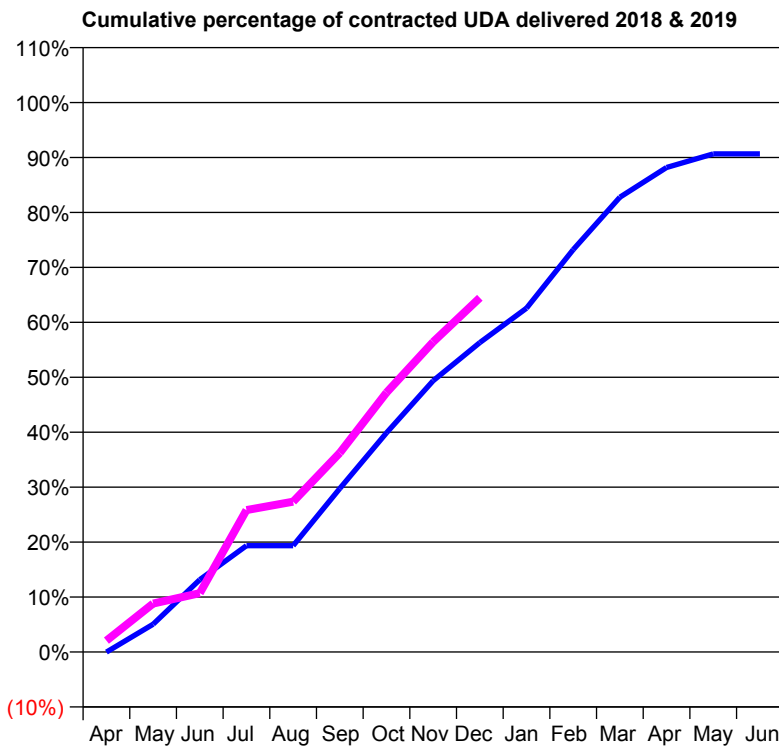
18/19 Contracted general activity (UDA)	12,620
Carry forward general activity (UDA)	0
18/19 Contracted orthodontic activity (UOA)	0
Carry forward orthodontic activity (UOA)	0
Baseline contract value	£368,713.75

ACCESS*

Patients seen in 24 months	Total	Change since previous quarter
Quarter ending December 2017	4,369	
Quarter ending March 2018	4,362	→
Quarter ending June 2018	4,330	→
Quarter ending September 2018	4,317	→
Quarter ending December 2018	4,289	→
Variance since December 2017	(1.8%)	↓



ACTIVITY



Month	Adjusted Scheduled Activity (UDA)	
	2018	2019
April	-6	261
May	639	1,113
June	1,662	1,353
July	2,443	3,259
August	2,443	3,453
September	3,756	4,575
October	5,034	5,957
November	6,230	7,123
December	7,108	8,137
January	7,895	
February	9,242	
March	10,445	
April	11,128	
May	11,441	
June	11,441	

QUALITY

	Quantity	Base Number	Contract	AT	Region	England
% of FP17s for the same patient ID Re-attending within 3 months - Children	68	1,054	6.5%	10.7%	11.8%	11.8%
% of FP17s for the same patient ID Re-attending within 3 months - Adults	288	2,607	11.0%	15.9%	16.7%	15.6%
% of FP17s for the same patient ID Re-attending between 3 & 9 months - Children	466	1,054	44.2%	44.8%	48.6%	58.8%
% of FP17s for the same patient ID Re-attending between 3 & 9 months - Adults	989	2,607	37.9%	37.0%	39.1%	51.0%
% of FP17s for Band 1 Urgent Courses	379	3,268	11.6%	10.9%	10.6%	9.0%
% of FP17s Relating to Free Repair or Replacements	21	3,268	0.6%	0.5%	0.5%	0.8%
% of FP17s Relating to Continuations	30	3,268	0.9%	0.7%	0.7%	0.9%
% of Patients satisfied with the dentistry they have received	1	1	N/A	90.9%	90.2%	93.2%
% of Patients satisfied with the time they had to wait for an appointment	1	1	N/A	82.1%	85.0%	88.3%

* This is based on patients treated on this contract for their most recent course of treatment. Figures in italics indicate the base number of FP17s or Patient Questionnaire responses are less than 100. N/A is shown where the base number of responses is less than 10 during the period. % is calculated as Quantity/Base number*100

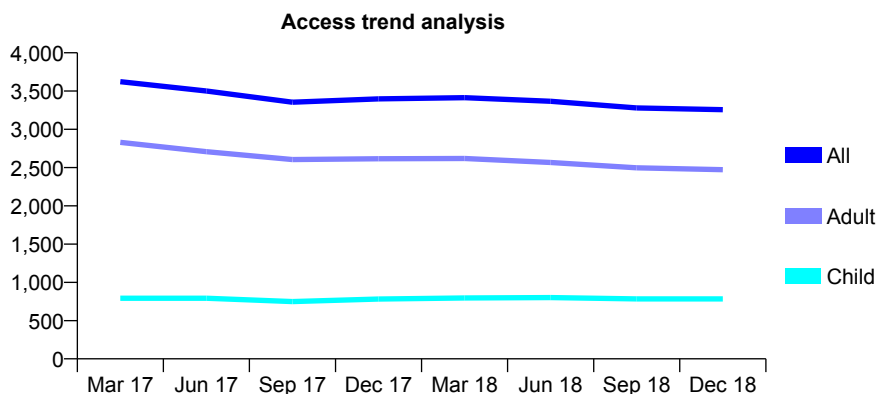
Q61 - Vital Signs At a Glance Contract Report for 778249/0001 - December 2018

Name or company name	MISS RJ SANGHVI
Contract type name	GDS Contract
Purpose of contract	General
Contract start date	01/09/2011
Contract end date	

18/19 Contracted general activity (UDA)	8,726
Carry forward general activity (UDA)	156
18/19 Contracted orthodontic activity (UOA)	0
Carry forward orthodontic activity (UOA)	0
Baseline contract value	£213,439.77

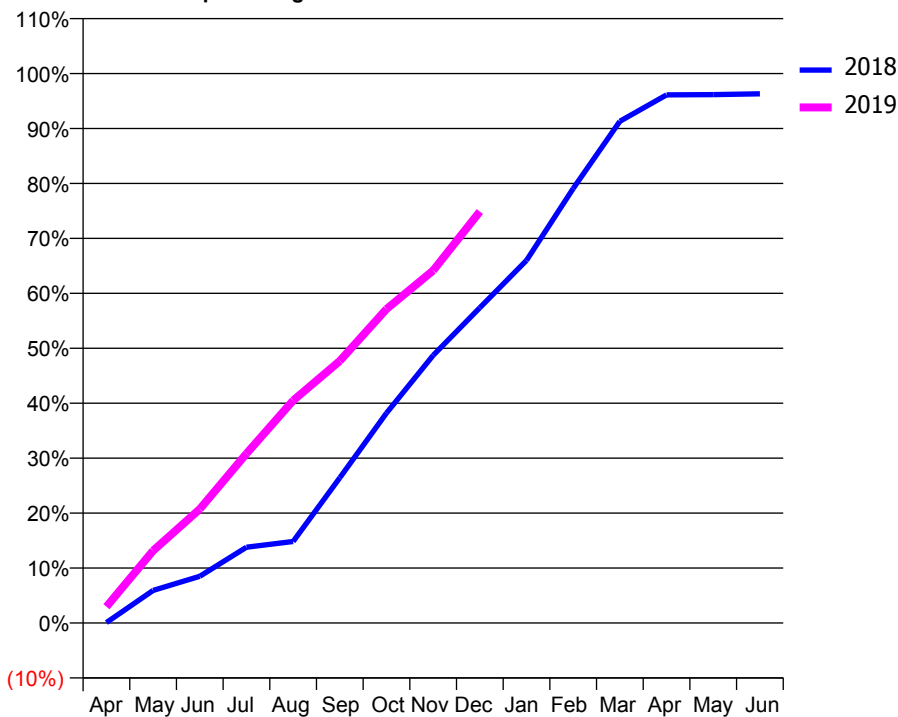
ACCESS*

Patients seen in 24 months	Total	Change since previous quarter
Quarter ending December 2017	3,397	
Quarter ending March 2018	3,413	→
Quarter ending June 2018	3,367	↓
Quarter ending September 2018	3,279	↓
Quarter ending December 2018	3,256	→
Variance since December 2017	(4.2%)	↓



ACTIVITY

Cumulative percentage of contracted UDA delivered 2018 & 2019



Month	Adjusted Scheduled Activity (UDA)	
	2018	2019
April	7	260
May	519	1,148
June	741	1,808
July	1,203	2,691
August	1,295	3,534
September	2,306	4,162
October	3,333	4,986
November	4,251	5,598
December	5,006	6,533
January	5,758	
February	6,899	
March	7,967	
April	8,387	
May	8,391	
June	8,404	

QUALITY

	Quantity	Base Number	Contract	AT	Region	England
% of FP17s for the same patient ID Re-attending within 3 months - Children	81	791	10.2%	10.7%	11.8%	11.8%
% of FP17s for the same patient ID Re-attending within 3 months - Adults	287	1,897	15.1%	15.9%	16.7%	15.6%
% of FP17s for the same patient ID Re-attending between 3 & 9 months - Children	375	791	47.4%	44.8%	48.6%	58.8%
% of FP17s for the same patient ID Re-attending between 3 & 9 months - Adults	697	1,897	36.7%	37.0%	39.1%	51.0%
% of FP17s for Band 1 Urgent Courses	258	2,561	10.1%	10.9%	10.6%	9.0%
% of FP17s Relating to Free Repair or Replacements	19	2,561	0.7%	0.5%	0.5%	0.8%
% of FP17s Relating to Continuations	17	2,561	0.7%	0.7%	0.7%	0.9%
% of Patients satisfied with the dentistry they have received	3	3	N/A	90.9%	90.2%	93.2%
% of Patients satisfied with the time they had to wait for an appointment	2	3	N/A	82.1%	85.0%	88.3%

* This is based on patients treated on this contract for their most recent course of treatment. Figures in italics indicate the base number of FP17s or Patient Questionnaire responses are less than 100. N/A is shown where the base number of responses is less than 10 during the period. % is calculated as Quantity/Base number*100

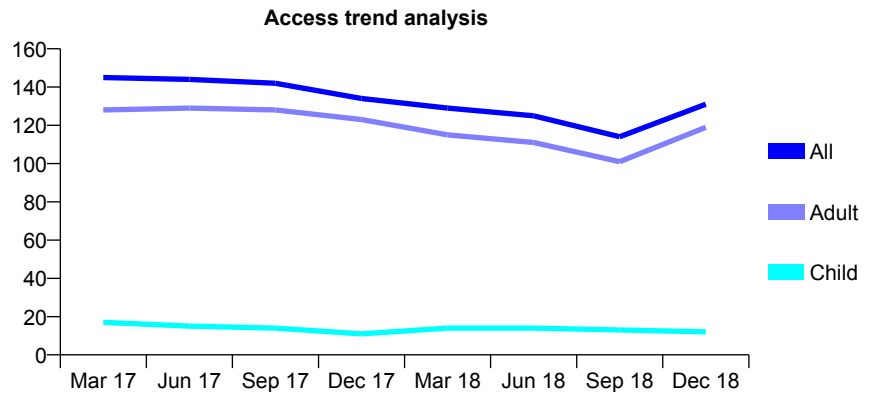
Q61 - Vital Signs At a Glance Contract Report for 781800/0001 - December 2018

Name or company name	MR B NISAR
Contract type name	GDS Contract
Purpose of contract	General
Contract start date	28/07/2011
Contract end date	

18/19 Contracted general activity (UDA)	325
Carry forward general activity (UDA)	-6
18/19 Contracted orthodontic activity (UOA)	0
Carry forward orthodontic activity (UOA)	0
Baseline contract value	£7,633.49

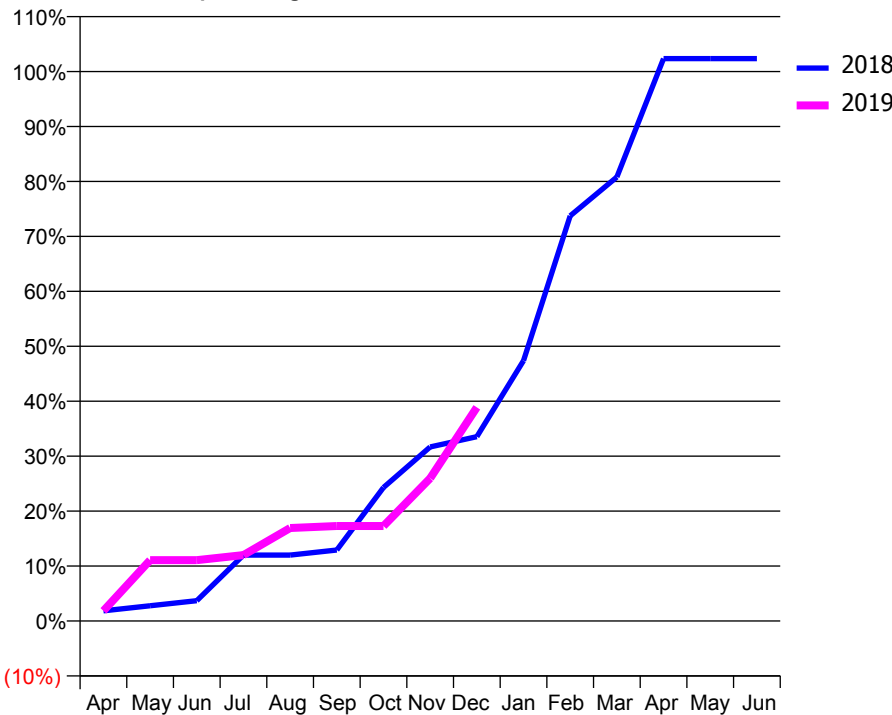
ACCESS*

Patients seen in 24 months	Total	Change since previous quarter
Quarter ending December 2017	134	
Quarter ending March 2018	129	↓
Quarter ending June 2018	125	↓
Quarter ending September 2018	114	↓
Quarter ending December 2018	131	↑
Variance since December 2017	(2.2%)	↓



ACTIVITY

Cumulative percentage of contracted UDA delivered 2018 & 2019



Month	Adjusted Scheduled Activity (UDA)	
	2018	2019
April	6	6
May	9	36
June	12	36
July	39	39
August	39	55
September	42	56
October	79	56
November	103	84
December	109	126
January	154	
February	240	
March	263	
April	333	
May	333	
June	333	

QUALITY

	Quantity	Base Number	Contract	AT	Region	England
% of FP17s for the same patient ID Re-attending within 3 months - Children	0	6	0.0%	10.7%	11.8%	11.8%
% of FP17s for the same patient ID Re-attending within 3 months - Adults	2	38	5.3%	15.9%	16.7%	15.6%
% of FP17s for the same patient ID Re-attending between 3 & 9 months - Children	0	6	0.0%	44.8%	48.6%	58.8%
% of FP17s for the same patient ID Re-attending between 3 & 9 months - Adults	8	38	21.1%	37.0%	39.1%	51.0%
% of FP17s for Band 1 Urgent Courses	2	34	5.9%	10.9%	10.6%	9.0%
% of FP17s Relating to Free Repair or Replacements	0	34	0.0%	0.5%	0.5%	0.8%
% of FP17s Relating to Continuations	0	34	0.0%	0.7%	0.7%	0.9%
% of Patients satisfied with the dentistry they have received	0	0	N/A	90.9%	90.2%	93.2%
% of Patients satisfied with the time they had to wait for an appointment	0	0	N/A	82.1%	85.0%	88.3%

* This is based on patients treated on this contract for their most recent course of treatment. Figures in italics indicate the base number of FP17s or Patient Questionnaire responses are less than 100. N/A is shown where the base number of responses is less than 10 during the period. % is calculated as Quantity/Base number*100

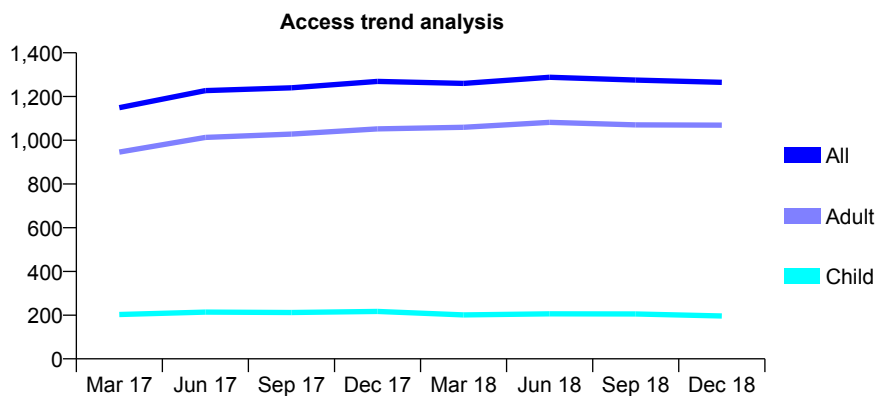
Q61 - Vital Signs At a Glance Contract Report for 782874/0001 - December 2018

Name or company name	MR DR SADOH
Contract type name	GDS Contract
Purpose of contract	General
Contract start date	01/04/2006
Contract end date	

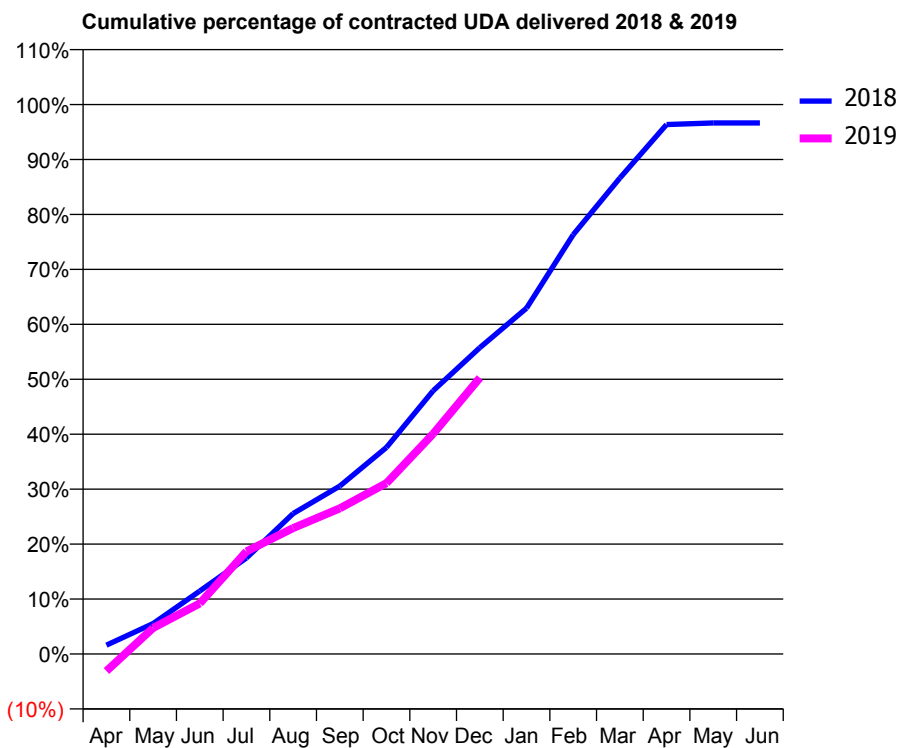
18/19 Contracted general activity (UDA)	4,263
Carry forward general activity (UDA)	144
18/19 Contracted orthodontic activity (UOA)	0
Carry forward orthodontic activity (UOA)	0
Baseline contract value	£156,549.58

ACCESS*

Patients seen in 24 months	Total	Change since previous quarter
Quarter ending December 2017	1,269	
Quarter ending March 2018	1,260	→
Quarter ending June 2018	1,288	↑
Quarter ending September 2018	1,275	↓
Quarter ending December 2018	1,265	→
Variance since December 2017	(0.3%)	→



ACTIVITY



Month	Adjusted Scheduled Activity (UDA)	
	2018	2019
April	69	-133
May	236	203
June	489	392
July	745	796
August	1,090	977
September	1,303	1,130
October	1,603	1,326
November	2,042	1,708
December	2,377	2,143
January	2,683	
February	3,253	
March	3,693	
April	4,107	
May	4,119	
June	4,119	

QUALITY

	Quantity	Base Number	Contract	AT	Region	England
% of FP17s for the same patient ID Re-attending within 3 months - Children	7	123	5.7%	10.7%	11.8%	11.8%
% of FP17s for the same patient ID Re-attending within 3 months - Adults	89	656	13.6%	15.9%	16.7%	15.6%
% of FP17s for the same patient ID Re-attending between 3 & 9 months - Children	43	123	35.0%	44.8%	48.6%	58.8%
% of FP17s for the same patient ID Re-attending between 3 & 9 months - Adults	129	656	19.7%	37.0%	39.1%	51.0%
% of FP17s for Band 1 Urgent Courses	241	722	33.4%	10.9%	10.6%	9.0%
% of FP17s Relating to Free Repair or Replacements	0	722	0.0%	0.5%	0.5%	0.8%
% of FP17s Relating to Continuations	1	722	0.1%	0.7%	0.7%	0.9%
% of Patients satisfied with the dentistry they have received	1	1	N/A	90.9%	90.2%	93.2%
% of Patients satisfied with the time they had to wait for an appointment	1	1	N/A	82.1%	85.0%	88.3%

* This is based on patients treated on this contract for their most recent course of treatment. Figures in italics indicate the base number of FP17s or Patient Questionnaire responses are less than 100. N/A is shown where the base number of responses is less than 10 during the period. % is calculated as Quantity/Base number*100

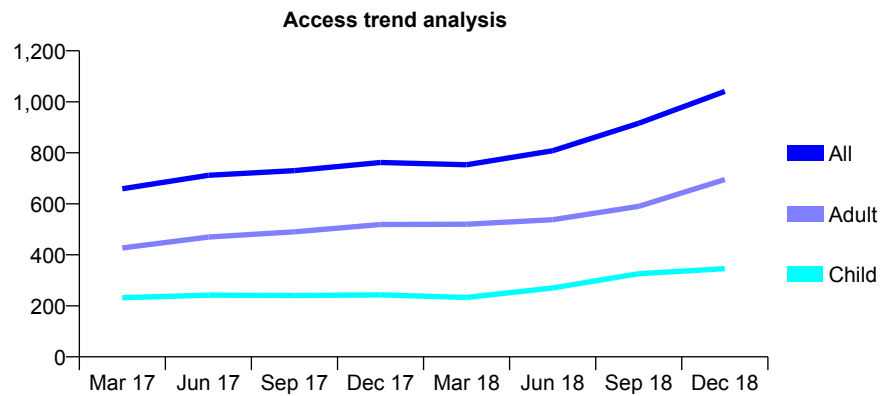
Q61 - Vital Signs At a Glance Contract Report for 783099/0001 - December 2018

Name or company name	Shape Dental Clinic
Contract type name	GDS Contract
Purpose of contract	General
Contract start date	01/12/2007
Contract end date	

18/19 Contracted general activity (UDA)	3,600
Carry forward general activity (UDA)	0
18/19 Contracted orthodontic activity (UOA)	0
Carry forward orthodontic activity (UOA)	0
Baseline contract value	£99,950.05

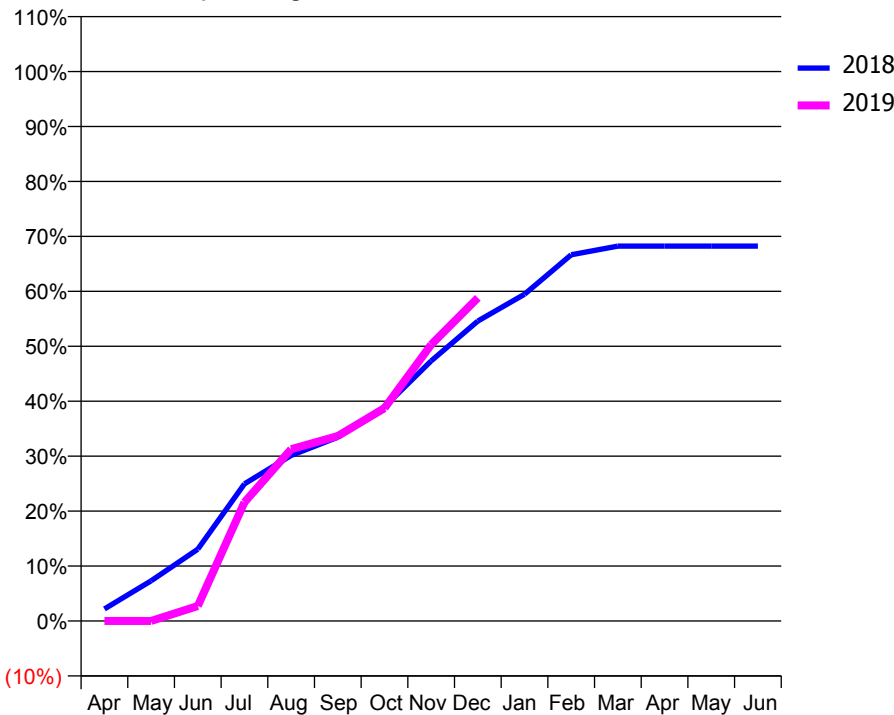
ACCESS*

Patients seen in 24 months	Total	Change since previous quarter
Quarter ending December 2017	762	
Quarter ending March 2018	753	↓
Quarter ending June 2018	808	↑
Quarter ending September 2018	916	↑
Quarter ending December 2018	1,041	↑
Variance since December 2017	36.6%	↑



ACTIVITY

Cumulative percentage of contracted UDA delivered 2018 & 2019



Month	Adjusted Scheduled Activity (UDA)	
	2018	2019
April	79	0
May	263	0
June	471	98
July	899	778
August	1,084	1,126
September	1,204	1,212
October	1,403	1,395
November	1,704	1,811
December	1,965	2,117
January	2,141	
February	2,399	
March	2,456	
April	2,456	
May	2,456	
June	2,456	

QUALITY

	Quantity	Base Number	Contract	AT	Region	England
% of FP17s for the same patient ID Re-attending within 3 months - Children	19	291	6.5%	10.7%	11.8%	11.8%
% of FP17s for the same patient ID Re-attending within 3 months - Adults	25	421	5.9%	15.9%	16.7%	15.6%
% of FP17s for the same patient ID Re-attending between 3 & 9 months - Children	50	291	17.2%	44.8%	48.6%	58.8%
% of FP17s for the same patient ID Re-attending between 3 & 9 months - Adults	62	421	14.7%	37.0%	39.1%	51.0%
% of FP17s for Band 1 Urgent Courses	29	712	4.1%	10.9%	10.6%	9.0%
% of FP17s Relating to Free Repair or Replacements	1	712	0.1%	0.5%	0.5%	0.8%
% of FP17s Relating to Continuations	0	712	0.0%	0.7%	0.7%	0.9%
% of Patients satisfied with the dentistry they have received	0	0	N/A	90.9%	90.2%	93.2%
% of Patients satisfied with the time they had to wait for an appointment	0	0	N/A	82.1%	85.0%	88.3%

* This is based on patients treated on this contract for their most recent course of treatment. Figures in italics indicate the base number of FP17s or Patient Questionnaire responses are less than 100. N/A is shown where the base number of responses is less than 10 during the period. % is calculated as Quantity/Base number*100

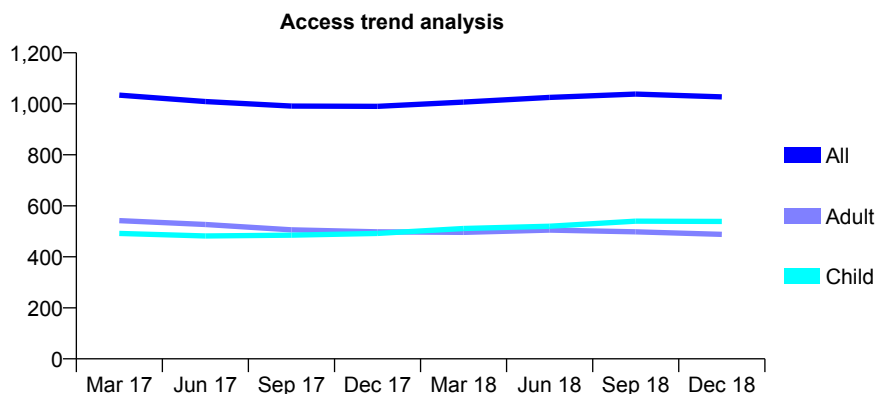
Q61 - Vital Signs At a Glance Contract Report for 785490/0001 - December 2018

Name or company name	MRS FI OLUYANNWO
Contract type name	GDS Contract
Purpose of contract	General
Contract start date	09/11/2009
Contract end date	

18/19 Contracted general activity (UDA)	2,582
Carry forward general activity (UDA)	2
18/19 Contracted orthodontic activity (UOA)	0
Carry forward orthodontic activity (UOA)	0
Baseline contract value	£95,412.99

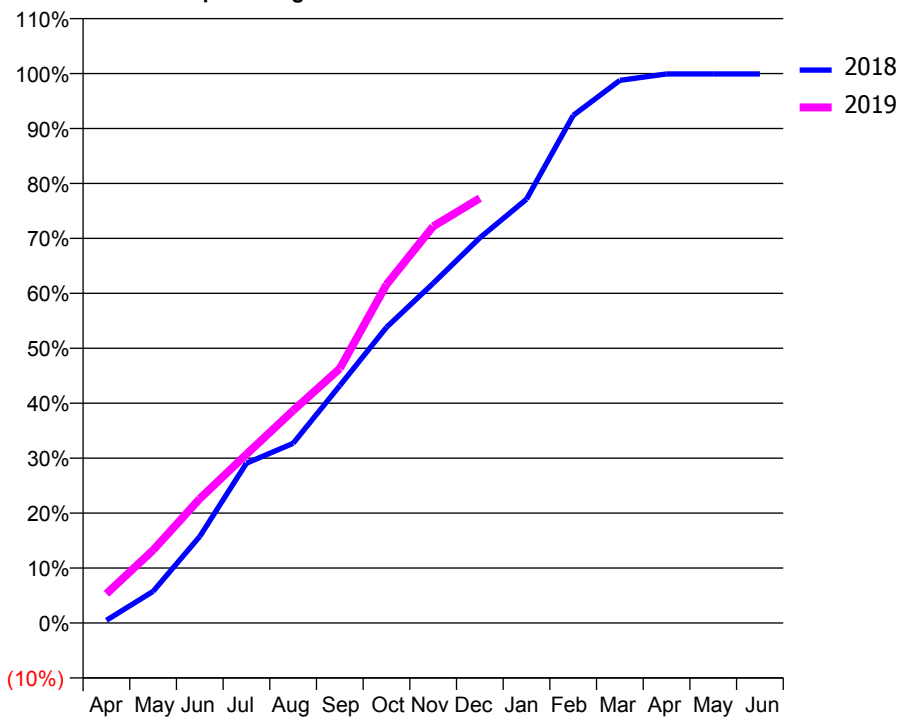
ACCESS*

Patients seen in 24 months	Total	Change since previous quarter
Quarter ending December 2017	990	
Quarter ending March 2018	1,007	→
Quarter ending June 2018	1,025	→
Quarter ending September 2018	1,038	→
Quarter ending December 2018	1,027	↓
Variance since December 2017	3.7%	↑



ACTIVITY

Cumulative percentage of contracted UDA delivered 2018 & 2019



Adjusted Scheduled Activity (UDA)		
Month	2018	2019
April	13	138
May	149	342
June	407	584
July	751	793
August	844	998
September	1,116	1,196
October	1,389	1,591
November	1,596	1,864
December	1,810	1,996
January	1,992	
February	2,385	
March	2,550	
April	2,580	
May	2,580	
June	2,580	

QUALITY

	Quantity	Base Number	Contract	AT	Region	England
% of FP17s for the same patient ID Re-attending within 3 months - Children	24	570	4.2%	10.7%	11.8%	11.8%
% of FP17s for the same patient ID Re-attending within 3 months - Adults	35	401	8.7%	15.9%	16.7%	15.6%
% of FP17s for the same patient ID Re-attending between 3 & 9 months - Children	342	570	60.0%	44.8%	48.6%	58.8%
% of FP17s for the same patient ID Re-attending between 3 & 9 months - Adults	192	401	47.9%	37.0%	39.1%	51.0%
% of FP17s for Band 1 Urgent Courses	36	949	3.8%	10.9%	10.6%	9.0%
% of FP17s Relating to Free Repair or Replacements	0	949	0.0%	0.5%	0.5%	0.8%
% of FP17s Relating to Continuations	2	949	0.2%	0.7%	0.7%	0.9%
% of Patients satisfied with the dentistry they have received	0	0	N/A	90.9%	90.2%	93.2%
% of Patients satisfied with the time they had to wait for an appointment	0	0	N/A	82.1%	85.0%	88.3%

* This is based on patients treated on this contract for their most recent course of treatment. Figures in italics indicate the base number of FP17s or Patient Questionnaire responses are less than 100. N/A is shown where the base number of responses is less than 10 during the period. % is calculated as Quantity/Base number*100

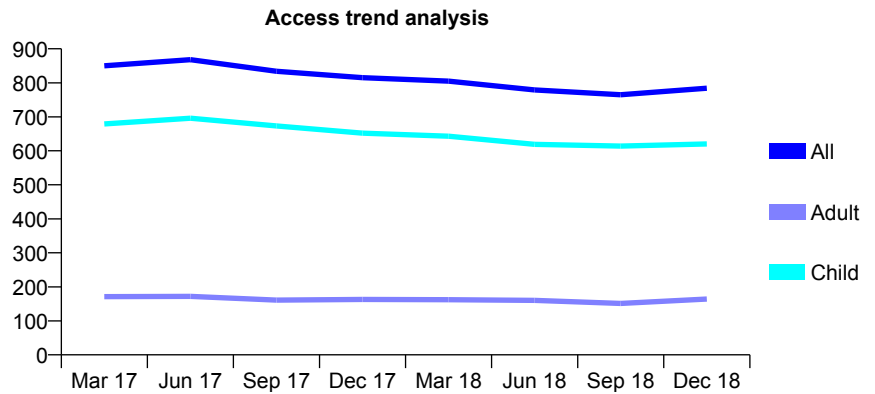
Q61 - Vital Signs At a Glance Contract Report for 785806/0001 - December 2018

Name or company name	MR M BHARDWAJ
Contract type name	GDS Contract
Purpose of contract	General
Contract start date	01/01/2013
Contract end date	

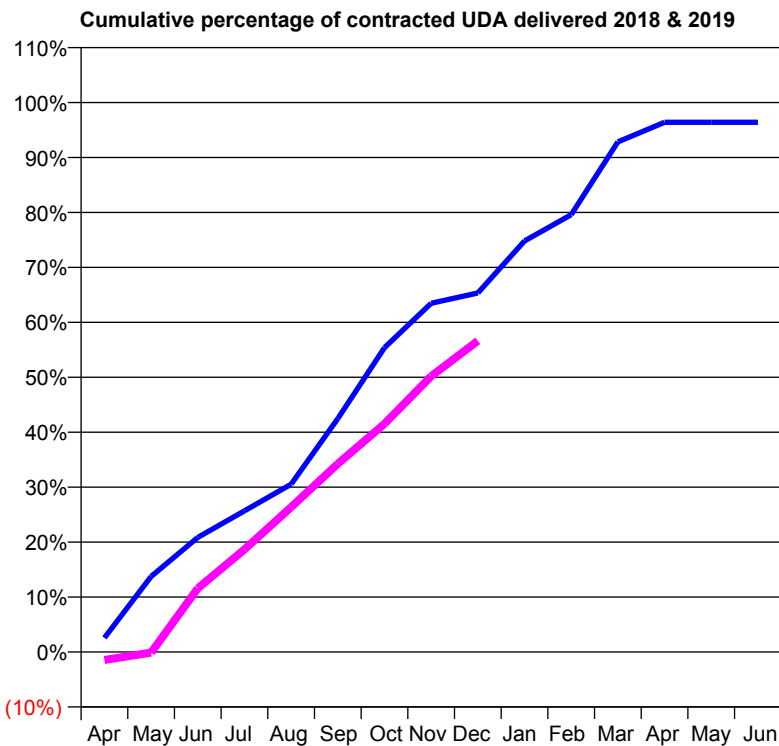
18/19 Contracted general activity (UDA)	1,850
Carry forward general activity (UDA)	66
18/19 Contracted orthodontic activity (UOA)	0
Carry forward orthodontic activity (UOA)	0
Baseline contract value	£48,908.47

ACCESS*

Patients seen in 24 months	Total	Change since previous quarter
Quarter ending December 2017	815	
Quarter ending March 2018	805	↓
Quarter ending June 2018	779	↓
Quarter ending September 2018	765	↓
Quarter ending December 2018	784	↑
Variance since December 2017	(3.8%)	↓



ACTIVITY



Month	Adjusted Scheduled Activity (UDA)	
	2018	2019
April	48	-27
May	254	-2
June	386	214
July	475	346
August	565	488
September	786	634
October	1,025	768
November	1,174	929
December	1,209	1,048
January	1,384	
February	1,472	
March	1,717	
April	1,784	
May	1,784	
June	1,784	

QUALITY

	Quantity	Base Number	Contract	AT	Region	England
% of FP17s for the same patient ID Re-attending within 3 months - Children	43	564	7.6%	10.7%	11.8%	11.8%
% of FP17s for the same patient ID Re-attending within 3 months - Adults	13	68	19.1%	15.9%	16.7%	15.6%
% of FP17s for the same patient ID Re-attending between 3 & 9 months - Children	250	564	44.3%	44.8%	48.6%	58.8%
% of FP17s for the same patient ID Re-attending between 3 & 9 months - Adults	23	68	33.8%	37.0%	39.1%	51.0%
% of FP17s for Band 1 Urgent Courses	29	602	4.8%	10.9%	10.6%	9.0%
% of FP17s Relating to Free Repair or Replacements	1	602	0.2%	0.5%	0.5%	0.8%
% of FP17s Relating to Continuations	2	602	0.3%	0.7%	0.7%	0.9%
% of Patients satisfied with the dentistry they have received	0	0	N/A	90.9%	90.2%	93.2%
% of Patients satisfied with the time they had to wait for an appointment	0	0	N/A	82.1%	85.0%	88.3%

* This is based on patients treated on this contract for their most recent course of treatment. Figures in italics indicate the base number of FP17s or Patient Questionnaire responses are less than 100. N/A is shown where the base number of responses is less than 10 during the period. % is calculated as Quantity/Base number*100

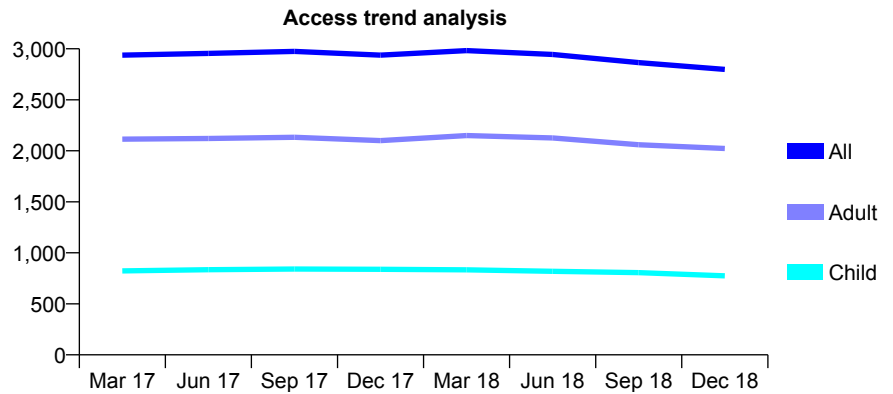
Q61 - Vital Signs At a Glance Contract Report for 785946/0001 - December 2018

Name or company name	MR M BEHNAM
Contract type name	GDS Contract
Purpose of contract	General
Contract start date	01/04/2015
Contract end date	

18/19 Contracted general activity (UDA)	9,969
Carry forward general activity (UDA)	355
18/19 Contracted orthodontic activity (UOA)	0
Carry forward orthodontic activity (UOA)	0
Baseline contract value	£247,935.21

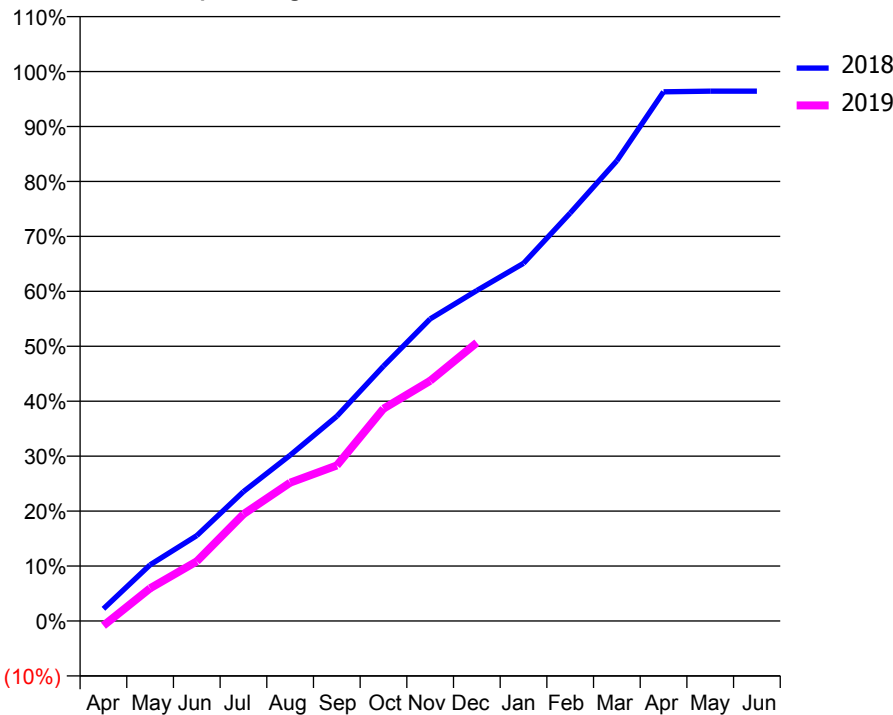
ACCESS*

Patients seen in 24 months	Total	Change since previous quarter
Quarter ending December 2017	2,938	
Quarter ending March 2018	2,983	→
Quarter ending June 2018	2,945	↓
Quarter ending September 2018	2,865	↓
Quarter ending December 2018	2,798	↓
Variance since December 2017	(4.8%)	↓



ACTIVITY

Cumulative percentage of contracted UDA delivered 2018 & 2019



Month	Adjusted Scheduled Activity (UDA)	
	2018	2019
April	221	-85
May	1,020	593
June	1,551	1,082
July	2,349	1,938
August	3,008	2,509
September	3,714	2,822
October	4,625	3,853
November	5,481	4,358
December	5,996	5,050
January	6,490	
February	7,400	
March	8,351	
April	9,602	
May	9,614	
June	9,614	

QUALITY

	Quantity	Base Number	Contract	AT	Region	England
% of FP17s for the same patient ID Re-attending within 3 months - Children	62	642	9.7%	10.7%	11.8%	11.8%
% of FP17s for the same patient ID Re-attending within 3 months - Adults	202	1,435	14.1%	15.9%	16.7%	15.6%
% of FP17s for the same patient ID Re-attending between 3 & 9 months - Children	274	642	42.7%	44.8%	48.6%	58.8%
% of FP17s for the same patient ID Re-attending between 3 & 9 months - Adults	470	1,435	32.8%	37.0%	39.1%	51.0%
% of FP17s for Band 1 Urgent Courses	384	1,835	20.9%	10.9%	10.6%	9.0%
% of FP17s Relating to Free Repair or Replacements	8	1,835	0.4%	0.5%	0.5%	0.8%
% of FP17s Relating to Continuations	1	1,835	0.1%	0.7%	0.7%	0.9%
% of Patients satisfied with the dentistry they have received	1	1	N/A	90.9%	90.2%	93.2%
% of Patients satisfied with the time they had to wait for an appointment	0	1	N/A	82.1%	85.0%	88.3%

* This is based on patients treated on this contract for their most recent course of treatment. Figures in italics indicate the base number of FP17s or Patient Questionnaire responses are less than 100. N/A is shown where the base number of responses is less than 10 during the period. % is calculated as Quantity/Base number*100

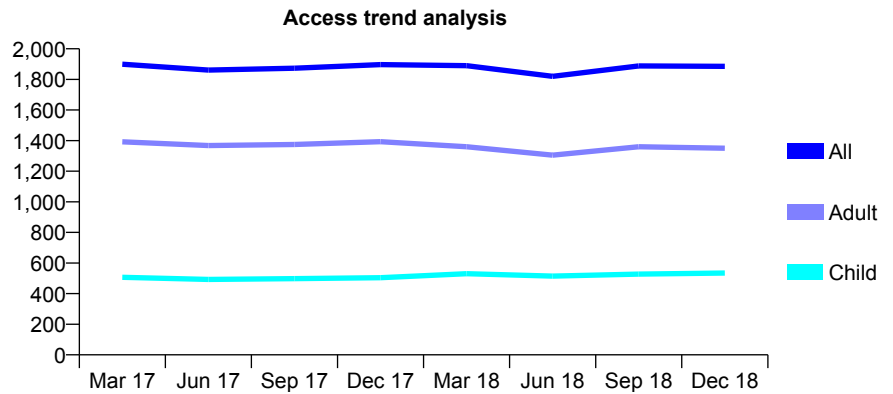
Q61 - Vital Signs At a Glance Contract Report for 787566/0001 - December 2018

Name or company name	DR P ZIAHOSSEINI
Contract type name	GDS Contract
Purpose of contract	General
Contract start date	15/04/2008
Contract end date	

18/19 Contracted general activity (UDA)	6,876
Carry forward general activity (UDA)	0
18/19 Contracted orthodontic activity (UOA)	0
Carry forward orthodontic activity (UOA)	0
Baseline contract value	£207,199.74

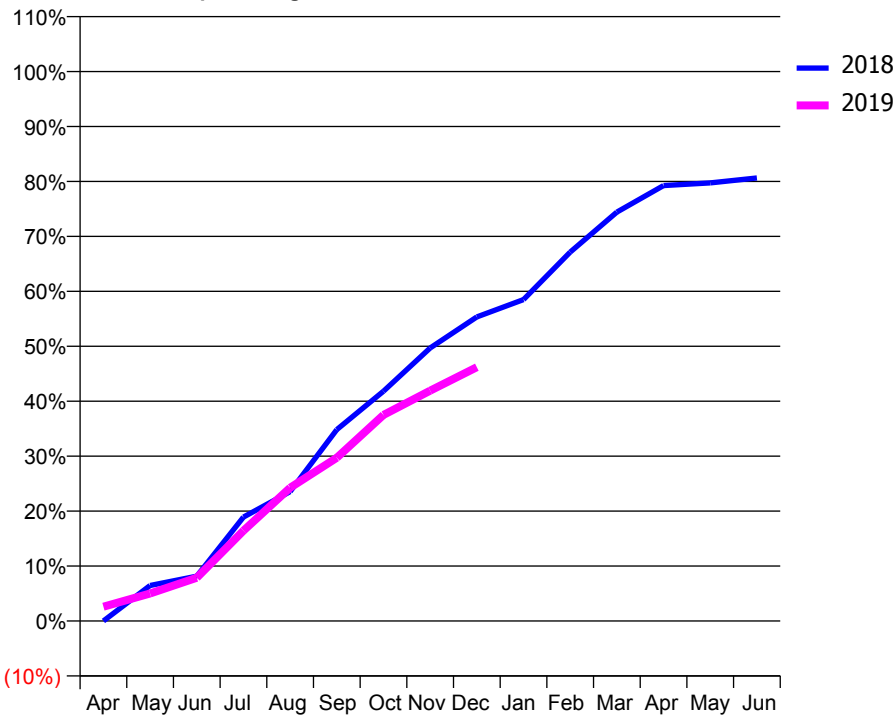
ACCESS*

Patients seen in 24 months	Total	Change since previous quarter
Quarter ending December 2017	1,897	
Quarter ending March 2018	1,890	→
Quarter ending June 2018	1,820	↓
Quarter ending September 2018	1,888	↑
Quarter ending December 2018	1,885	→
Variance since December 2017	(0.6%)	→



ACTIVITY

Cumulative percentage of contracted UDA delivered 2018 & 2019



Month	Adjusted Scheduled Activity (UDA)	
	2018	2019
April	0	179
May	445	345
June	562	541
July	1,300	1,131
August	1,619	1,667
September	2,395	2,043
October	2,876	2,579
November	3,417	2,883
December	3,806	3,176
January	4,022	
February	4,615	
March	5,116	
April	5,448	
May	5,482	
June	5,544	

QUALITY

	Quantity	Base Number	Contract	AT	Region	England
% of FP17s for the same patient ID Re-attending within 3 months - Children	72	580	12.4%	10.7%	11.8%	11.8%
% of FP17s for the same patient ID Re-attending within 3 months - Adults	216	1,223	17.7%	15.9%	16.7%	15.6%
% of FP17s for the same patient ID Re-attending between 3 & 9 months - Children	333	580	57.4%	44.8%	48.6%	58.8%
% of FP17s for the same patient ID Re-attending between 3 & 9 months - Adults	525	1,223	42.9%	37.0%	39.1%	51.0%
% of FP17s for Band 1 Urgent Courses	270	1,620	16.7%	10.9%	10.6%	9.0%
% of FP17s Relating to Free Repair or Replacements	3	1,620	0.2%	0.5%	0.5%	0.8%
% of FP17s Relating to Continuations	0	1,620	0.0%	0.7%	0.7%	0.9%
% of Patients satisfied with the dentistry they have received	0	0	N/A	90.9%	90.2%	93.2%
% of Patients satisfied with the time they had to wait for an appointment	0	0	N/A	82.1%	85.0%	88.3%

* This is based on patients treated on this contract for their most recent course of treatment. Figures in italics indicate the base number of FP17s or Patient Questionnaire responses are less than 100. N/A is shown where the base number of responses is less than 10 during the period. % is calculated as Quantity/Base number*100

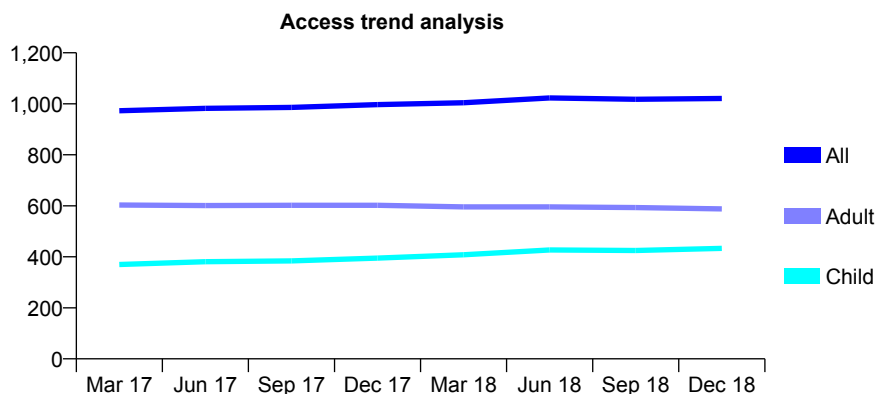
Q61 - Vital Signs At a Glance Contract Report for 789518/0001 - December 2018

Name or company name	The Fenton Dental Studios
Contract type name	GDS Contract
Purpose of contract	General
Contract start date	18/02/2010
Contract end date	

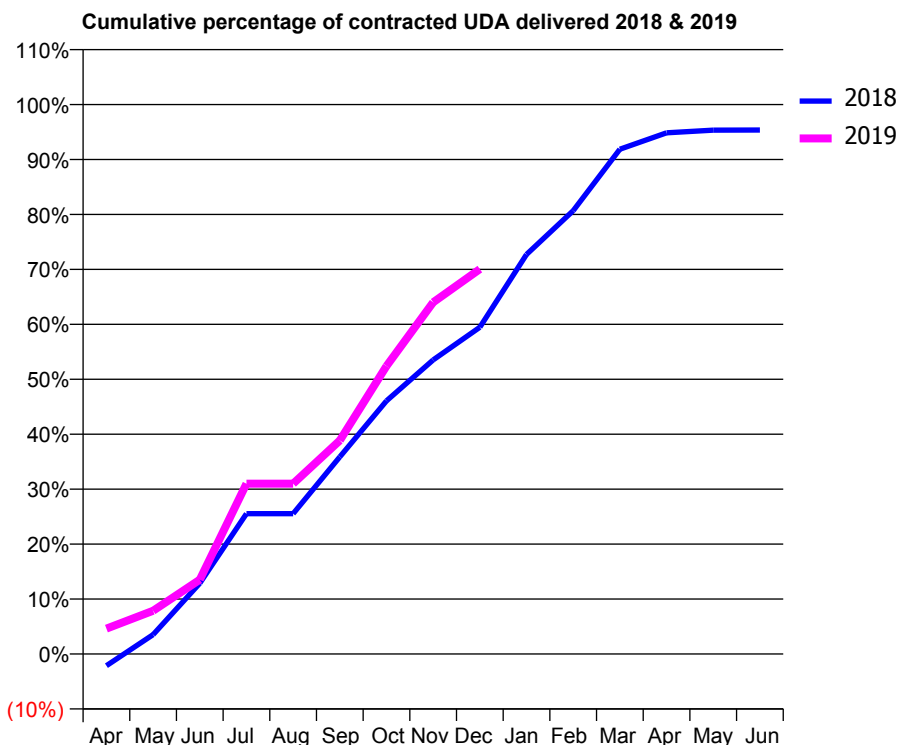
18/19 Contracted general activity (UDA)	2,481
Carry forward general activity (UDA)	0
18/19 Contracted orthodontic activity (UOA)	0
Carry forward orthodontic activity (UOA)	0
Baseline contract value	£78,979.42

ACCESS*

Patients seen in 24 months	Total	Change since previous quarter
Quarter ending December 2017	997	
Quarter ending March 2018	1,004	→
Quarter ending June 2018	1,023	→
Quarter ending September 2018	1,018	→
Quarter ending December 2018	1,021	→
Variance since December 2017	2.4%	↑



ACTIVITY



Month	Adjusted Scheduled Activity (UDA)	
	2018	2019
April	-53	115
May	88	195
June	319	335
July	633	769
August	633	769
September	890	964
October	1,143	1,300
November	1,328	1,588
December	1,475	1,738
January	1,804	
February	2,001	
March	2,279	
April	2,353	
May	2,365	
June	2,366	

QUALITY

	Quantity	Base Number	Contract	AT	Region	England
% of FP17s for the same patient ID Re-attending within 3 months - Children	16	440	3.6%	10.7%	11.8%	11.8%
% of FP17s for the same patient ID Re-attending within 3 months - Adults	54	573	9.4%	15.9%	16.7%	15.6%
% of FP17s for the same patient ID Re-attending between 3 & 9 months - Children	273	440	62.0%	44.8%	48.6%	58.8%
% of FP17s for the same patient ID Re-attending between 3 & 9 months - Adults	344	573	60.0%	37.0%	39.1%	51.0%
% of FP17s for Band 1 Urgent Courses	34	970	3.5%	10.9%	10.6%	9.0%
% of FP17s Relating to Free Repair or Replacements	0	970	0.0%	0.5%	0.5%	0.8%
% of FP17s Relating to Continuations	1	970	0.1%	0.7%	0.7%	0.9%
% of Patients satisfied with the dentistry they have received	0	0	N/A	90.9%	90.2%	93.2%
% of Patients satisfied with the time they had to wait for an appointment	0	0	N/A	82.1%	85.0%	88.3%

* This is based on patients treated on this contract for their most recent course of treatment. Figures in italics indicate the base number of FP17s or Patient Questionnaire responses are less than 100. N/A is shown where the base number of responses is less than 10 during the period. % is calculated as Quantity/Base number*100

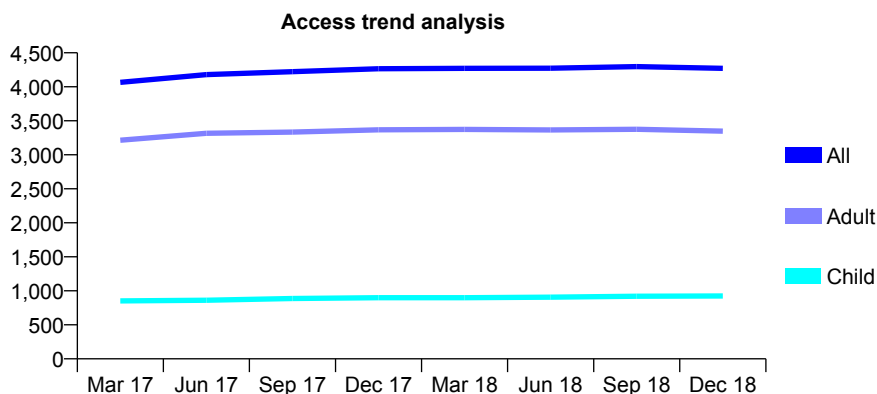
Q61 - Vital Signs At a Glance Contract Report for 794821/0001 - December 2018

Name or company name	Devalia, Devalia Partnership
Contract type name	GDS Contract
Purpose of contract	General
Contract start date	01/04/2006
Contract end date	

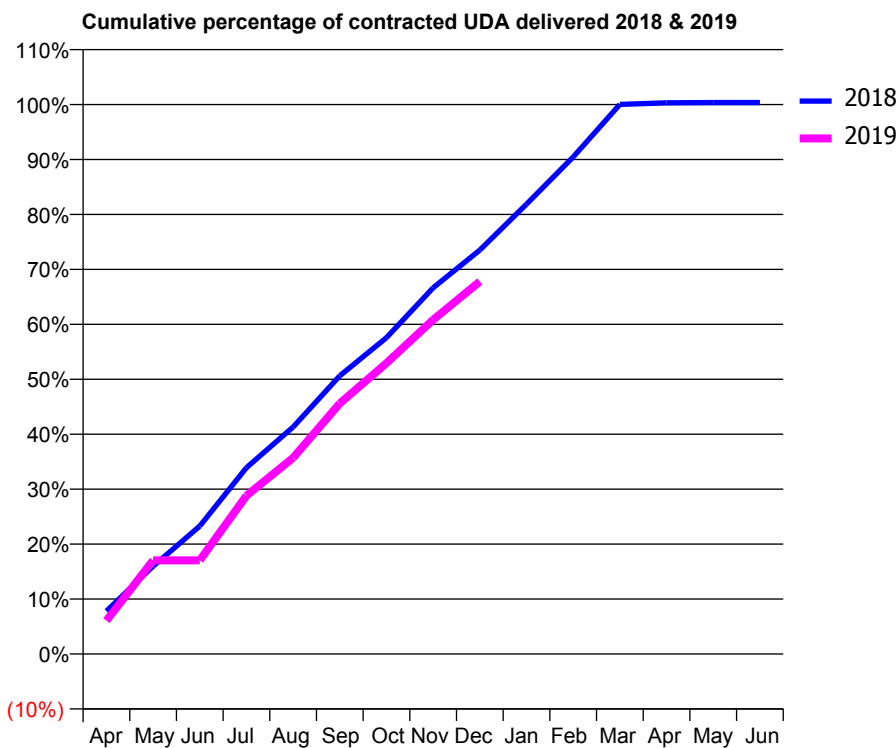
18/19 Contracted general activity (UDA)	11,819
Carry forward general activity (UDA)	0
18/19 Contracted orthodontic activity (UOA)	0
Carry forward orthodontic activity (UOA)	0
Baseline contract value	£356,445.36

ACCESS*

Patients seen in 24 months	Total	Change since previous quarter
Quarter ending December 2017	4,266	
Quarter ending March 2018	4,272	→
Quarter ending June 2018	4,273	→
Quarter ending September 2018	4,297	→
Quarter ending December 2018	4,272	→
Variance since December 2017	0.1%	→



ACTIVITY



Month	Adjusted Scheduled Activity (UDA)	
	2018	2019
April	923	717
May	1,890	2,014
June	2,751	2,014
July	4,008	3,406
August	4,882	4,222
September	5,986	5,392
October	6,805	6,256
November	7,878	7,188
December	8,688	8,012
January	9,676	
February	10,691	
March	11,822	
April	11,856	
May	11,861	
June	11,861	

QUALITY

	Quantity	Base Number	Contract	AT	Region	England
% of FP17s for the same patient ID Re-attending within 3 months - Children	96	1,099	8.7%	10.7%	11.8%	11.8%
% of FP17s for the same patient ID Re-attending within 3 months - Adults	665	3,689	18.0%	15.9%	16.7%	15.6%
% of FP17s for the same patient ID Re-attending between 3 & 9 months - Children	689	1,099	62.7%	44.8%	48.6%	58.8%
% of FP17s for the same patient ID Re-attending between 3 & 9 months - Adults	2,112	3,689	57.3%	37.0%	39.1%	51.0%
% of FP17s for Band 1 Urgent Courses	610	4,757	12.8%	10.9%	10.6%	9.0%
% of FP17s Relating to Free Repair or Replacements	12	4,757	0.3%	0.5%	0.5%	0.8%
% of FP17s Relating to Continuations	2	4,757	0.0%	0.7%	0.7%	0.9%
% of Patients satisfied with the dentistry they have received	1	1	N/A	90.9%	90.2%	93.2%
% of Patients satisfied with the time they had to wait for an appointment	1	1	N/A	82.1%	85.0%	88.3%

* This is based on patients treated on this contract for their most recent course of treatment. Figures in italics indicate the base number of FP17s or Patient Questionnaire responses are less than 100. N/A is shown where the base number of responses is less than 10 during the period. % is calculated as Quantity/Base number*100

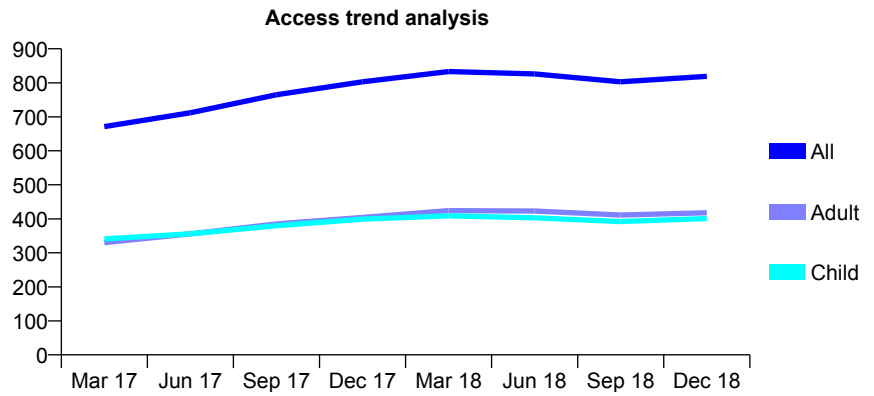
Q61 - Vital Signs At a Glance Contract Report for 805424/0001 - December 2018

Name or company name	MR RS SHETH
Contract type name	GDS Contract
Purpose of contract	General
Contract start date	01/01/2016
Contract end date	

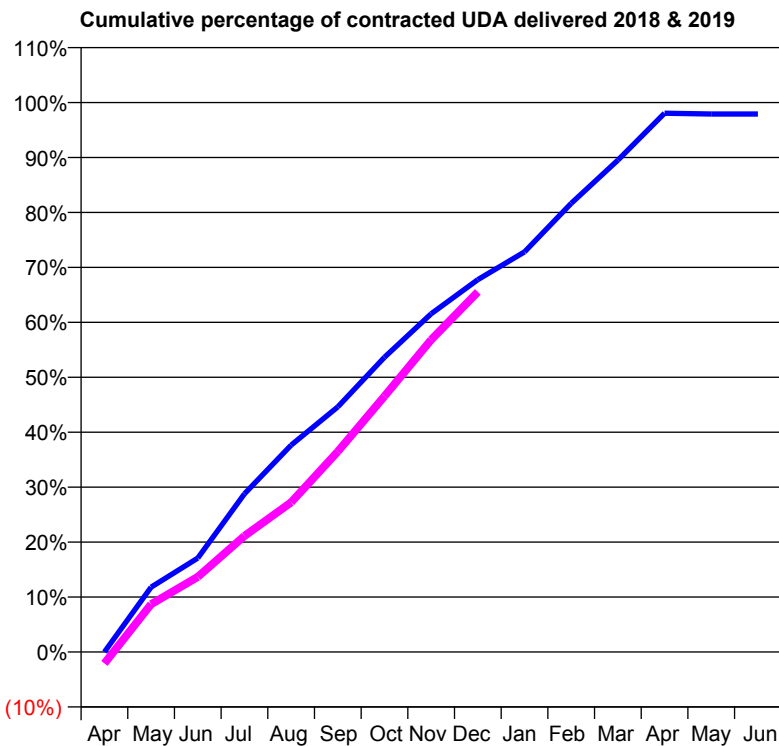
18/19 Contracted general activity (UDA)	1,995
Carry forward general activity (UDA)	42
18/19 Contracted orthodontic activity (UOA)	0
Carry forward orthodontic activity (UOA)	0
Baseline contract value	£46,685.44

ACCESS*

Patients seen in 24 months	Total	Change since previous quarter
Quarter ending December 2017	803	
Quarter ending March 2018	833	↑
Quarter ending June 2018	826	→
Quarter ending September 2018	803	↓
Quarter ending December 2018	819	→
Variance since December 2017	2.0%	→



ACTIVITY



Month	Adjusted Scheduled Activity (UDA)	
	2018	2019
April	0	-42
May	235	173
June	341	273
July	574	421
August	751	543
September	890	728
October	1,070	929
November	1,228	1,133
December	1,352	1,308
January	1,452	
February	1,629	
March	1,786	
April	1,956	
May	1,953	
June	1,953	

QUALITY

	Quantity	Base Number	Contract	AT	Region	England
% of FP17s for the same patient ID Re-attending within 3 months - Children	30	470	6.4%	10.7%	11.8%	11.8%
% of FP17s for the same patient ID Re-attending within 3 months - Adults	46	421	10.9%	15.9%	16.7%	15.6%
% of FP17s for the same patient ID Re-attending between 3 & 9 months - Children	322	470	68.5%	44.8%	48.6%	58.8%
% of FP17s for the same patient ID Re-attending between 3 & 9 months - Adults	269	421	63.9%	37.0%	39.1%	51.0%
% of FP17s for Band 1 Urgent Courses	48	806	6.0%	10.9%	10.6%	9.0%
% of FP17s Relating to Free Repair or Replacements	1	806	0.1%	0.5%	0.5%	0.8%
% of FP17s Relating to Continuations	3	806	0.4%	0.7%	0.7%	0.9%
% of Patients satisfied with the dentistry they have received	0	0	N/A	90.9%	90.2%	93.2%
% of Patients satisfied with the time they had to wait for an appointment	0	0	N/A	82.1%	85.0%	88.3%

* This is based on patients treated on this contract for their most recent course of treatment. Figures in italics indicate the base number of FP17s or Patient Questionnaire responses are less than 100. N/A is shown where the base number of responses is less than 10 during the period. % is calculated as Quantity/Base number*100

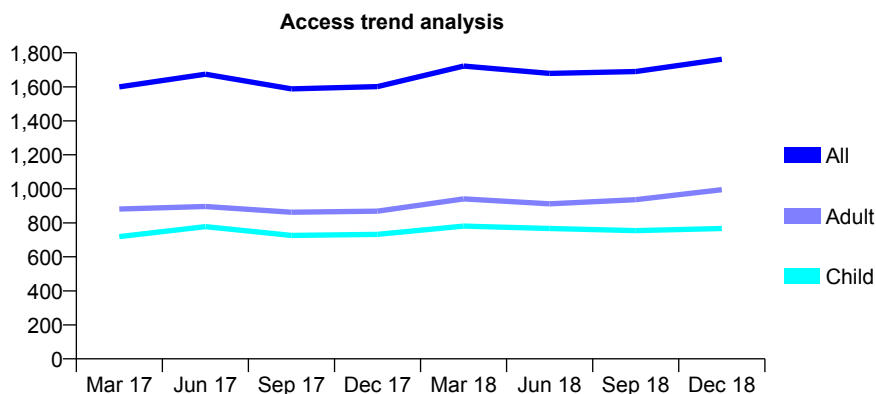
Q61 - Vital Signs At a Glance Contract Report for 808369/0001 - December 2018

Name or company name	Mr Ajay Joshi and Mr Karn Kapil
Contract type name	GDS Contract
Purpose of contract	General
Contract start date	01/04/2006
Contract end date	

18/19 Contracted general activity (UDA)	4,757
Carry forward general activity (UDA)	-95
18/19 Contracted orthodontic activity (UOA)	0
Carry forward orthodontic activity (UOA)	0
Baseline contract value	£158,773.90

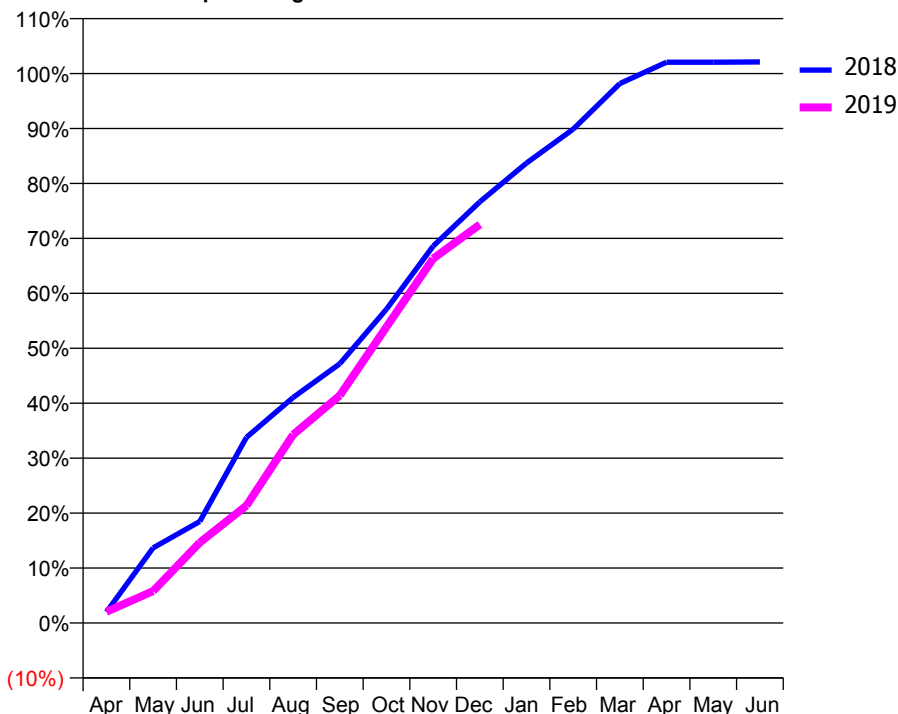
ACCESS*

Patients seen in 24 months	Total	Change since previous quarter
Quarter ending December 2017	1,601	
Quarter ending March 2018	1,722	↑
Quarter ending June 2018	1,679	↓
Quarter ending September 2018	1,690	→
Quarter ending December 2018	1,762	↑
Variance since December 2017	10.1%	↑



ACTIVITY

Cumulative percentage of contracted UDA delivered 2018 & 2019



Month	Adjusted Scheduled Activity (UDA)	
	2018	2019
April	95	98
May	651	276
June	879	697
July	1,608	1,016
August	1,952	1,631
September	2,244	1,970
October	2,716	2,563
November	3,263	3,155
December	3,646	3,450
January	3,982	
February	4,276	
March	4,670	
April	4,855	
May	4,855	
June	4,858	

QUALITY

	Quantity	Base Number	Contract	AT	Region	England
% of FP17s for the same patient ID Re-attending within 3 months - Children	24	534	4.5%	10.7%	11.8%	11.8%
% of FP17s for the same patient ID Re-attending within 3 months - Adults	96	767	12.5%	15.9%	16.7%	15.6%
% of FP17s for the same patient ID Re-attending between 3 & 9 months - Children	54	534	10.1%	44.8%	48.6%	58.8%
% of FP17s for the same patient ID Re-attending between 3 & 9 months - Adults	75	767	9.8%	37.0%	39.1%	51.0%
% of FP17s for Band 1 Urgent Courses	209	1,234	16.9%	10.9%	10.6%	9.0%
% of FP17s Relating to Free Repair or Replacements	0	1,234	0.0%	0.5%	0.5%	0.8%
% of FP17s Relating to Continuations	2	1,234	0.2%	0.7%	0.7%	0.9%
% of Patients satisfied with the dentistry they have received	0	0	N/A	90.9%	90.2%	93.2%
% of Patients satisfied with the time they had to wait for an appointment	0	0	N/A	82.1%	85.0%	88.3%

* This is based on patients treated on this contract for their most recent course of treatment. Figures in italics indicate the base number of FP17s or Patient Questionnaire responses are less than 100. N/A is shown where the base number of responses is less than 10 during the period. % is calculated as Quantity/Base number*100

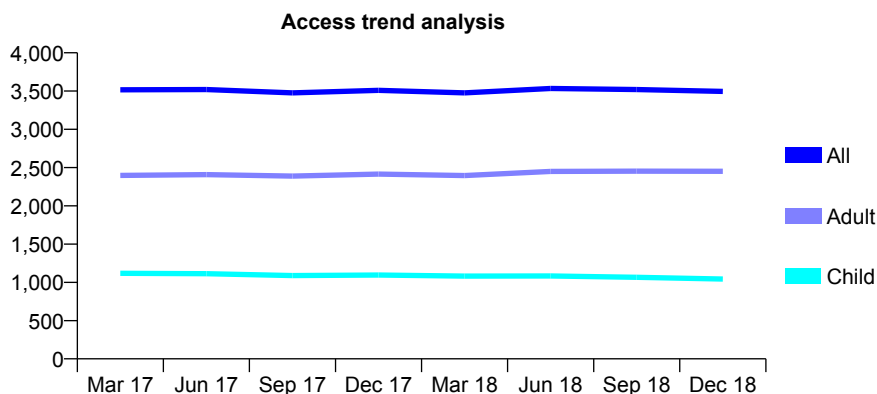
Q61 - Vital Signs At a Glance Contract Report for 809543/0002 - December 2018

Name or company name	MR SV PATEL
Contract type name	GDS Contract
Purpose of contract	General
Contract start date	14/05/2007
Contract end date	

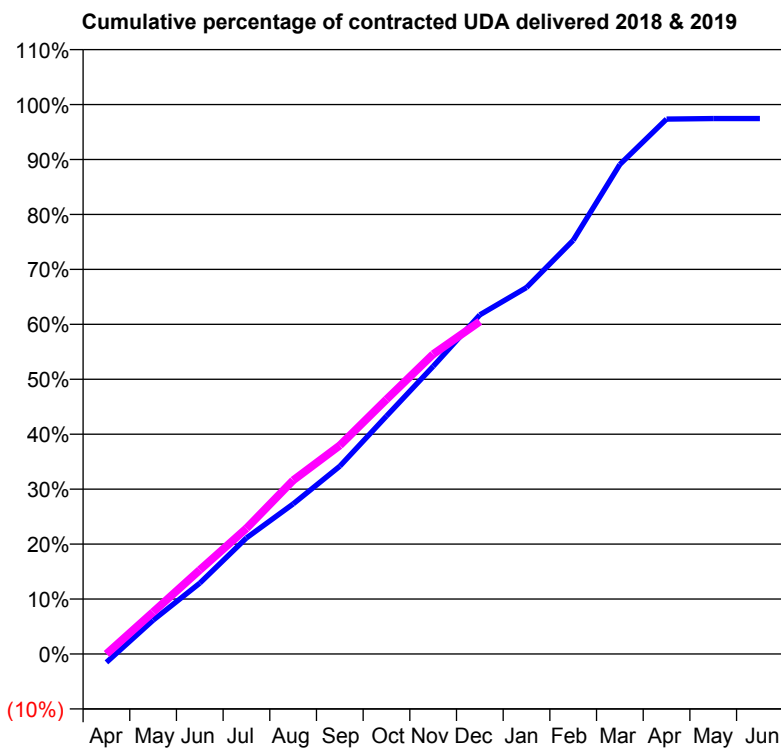
18/19 Contracted general activity (UDA)	13,086
Carry forward general activity (UDA)	333
18/19 Contracted orthodontic activity (UOA)	0
Carry forward orthodontic activity (UOA)	0
Baseline contract value	£345,761.04

ACCESS*

Patients seen in 24 months	Total	Change since previous quarter
Quarter ending December 2017	3,510	
Quarter ending March 2018	3,477	→
Quarter ending June 2018	3,534	→
Quarter ending September 2018	3,519	→
Quarter ending December 2018	3,496	→
Variance since December 2017	(0.4%)	→



ACTIVITY



Month	Adjusted Scheduled Activity (UDA)	
	2018	2019
April	-200	-0
May	804	999
June	1,687	2,001
July	2,764	2,993
August	3,575	4,135
September	4,471	4,967
October	5,666	6,064
November	6,851	7,142
December	8,078	7,919
January	8,730	
February	9,852	
March	11,658	
April	12,739	
May	12,752	
June	12,753	

QUALITY

	Quantity	Base Number	Contract	AT	Region	England
% of FP17s for the same patient ID Re-attending within 3 months - Children	81	1,044	7.8%	10.7%	11.8%	11.8%
% of FP17s for the same patient ID Re-attending within 3 months - Adults	375	2,225	16.9%	15.9%	16.7%	15.6%
% of FP17s for the same patient ID Re-attending between 3 & 9 months - Children	560	1,044	53.6%	44.8%	48.6%	58.8%
% of FP17s for the same patient ID Re-attending between 3 & 9 months - Adults	1,076	2,225	48.4%	37.0%	39.1%	51.0%
% of FP17s for Band 1 Urgent Courses	126	3,033	4.2%	10.9%	10.6%	9.0%
% of FP17s Relating to Free Repair or Replacements	0	3,033	0.0%	0.5%	0.5%	0.8%
% of FP17s Relating to Continuations	105	3,033	3.5%	0.7%	0.7%	0.9%
% of Patients satisfied with the dentistry they have received	2	3	N/A	90.9%	90.2%	93.2%
% of Patients satisfied with the time they had to wait for an appointment	3	3	N/A	82.1%	85.0%	88.3%

* This is based on patients treated on this contract for their most recent course of treatment. Figures in italics indicate the base number of FP17s or Patient Questionnaire responses are less than 100. N/A is shown where the base number of responses is less than 10 during the period. % is calculated as Quantity/Base number*100

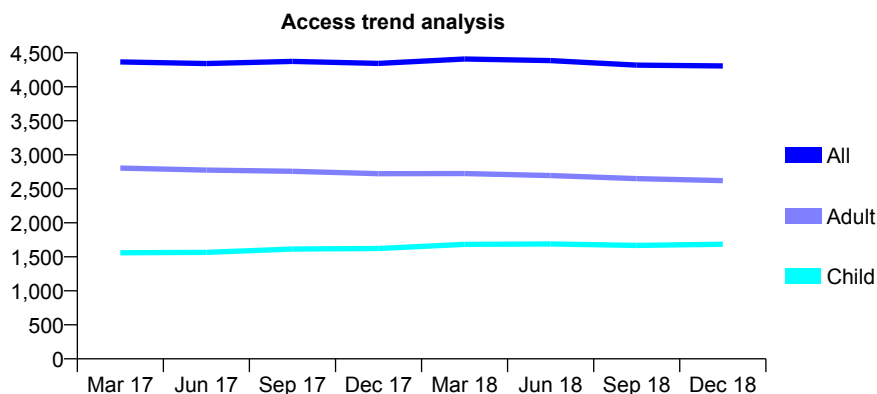
Q61 - Vital Signs At a Glance Contract Report for 812994/0001 - December 2018

Name or company name	Mr Anoushiravan Pashmi
Contract type name	GDS Contract
Purpose of contract	General
Contract start date	01/04/2006
Contract end date	

18/19 Contracted general activity (UDA)	11,039
Carry forward general activity (UDA)	245
18/19 Contracted orthodontic activity (UOA)	0
Carry forward orthodontic activity (UOA)	0
Baseline contract value	£346,083.73

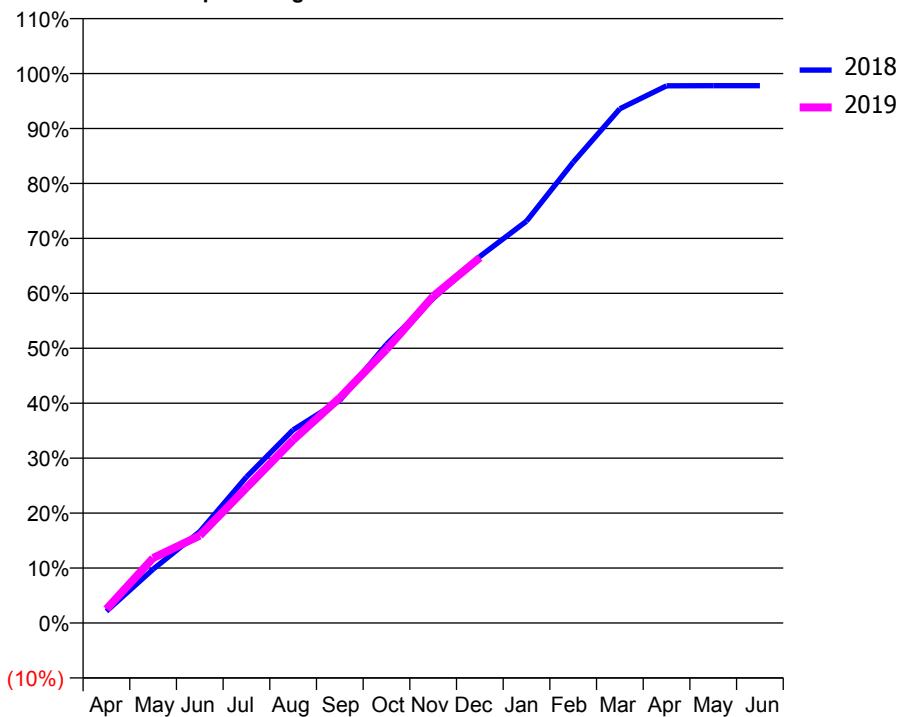
ACCESS*

Patients seen in 24 months	Total	Change since previous quarter
Quarter ending December 2017	4,344	
Quarter ending March 2018	4,408	→
Quarter ending June 2018	4,386	→
Quarter ending September 2018	4,318	↓
Quarter ending December 2018	4,306	→
Variance since December 2017	(0.9%)	→



ACTIVITY

Cumulative percentage of contracted UDA delivered 2018 & 2019



Month	Adjusted Scheduled Activity (UDA)	
	2018	2019
April	236	279
May	1,082	1,305
June	1,836	1,756
July	2,934	2,718
August	3,880	3,676
September	4,472	4,525
October	5,597	5,499
November	6,519	6,564
December	7,363	7,337
January	8,073	
February	9,257	
March	10,330	
April	10,793	
May	10,794	
June	10,794	

QUALITY

	Quantity	Base Number	Contract	AT	Region	England
% of FP17s for the same patient ID Re-attending within 3 months - Children	81	1,906	4.2%	10.7%	11.8%	11.8%
% of FP17s for the same patient ID Re-attending within 3 months - Adults	191	2,466	7.7%	15.9%	16.7%	15.6%
% of FP17s for the same patient ID Re-attending between 3 & 9 months - Children	1,294	1,906	67.9%	44.8%	48.6%	58.8%
% of FP17s for the same patient ID Re-attending between 3 & 9 months - Adults	1,514	2,466	61.4%	37.0%	39.1%	51.0%
% of FP17s for Band 1 Urgent Courses	112	4,166	2.7%	10.9%	10.6%	9.0%
% of FP17s Relating to Free Repair or Replacements	16	4,166	0.4%	0.5%	0.5%	0.8%
% of FP17s Relating to Continuations	11	4,166	0.3%	0.7%	0.7%	0.9%
% of Patients satisfied with the dentistry they have received	1	1	N/A	90.9%	90.2%	93.2%
% of Patients satisfied with the time they had to wait for an appointment	1	1	N/A	82.1%	85.0%	88.3%

* This is based on patients treated on this contract for their most recent course of treatment. Figures in italics indicate the base number of FP17s or Patient Questionnaire responses are less than 100. N/A is shown where the base number of responses is less than 10 during the period. % is calculated as Quantity/Base number*100

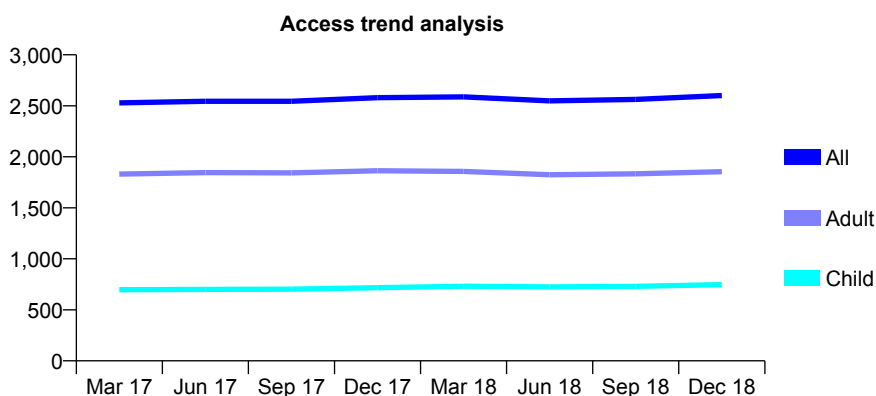
Q61 - Vital Signs At a Glance Contract Report for 815144/0001 - December 2018

Name or company name	MR A MARCUS
Contract type name	GDS Contract
Purpose of contract	General
Contract start date	01/04/2006
Contract end date	

18/19 Contracted general activity (UDA)	5,705
Carry forward general activity (UDA)	-79
18/19 Contracted orthodontic activity (UOA)	0
Carry forward orthodontic activity (UOA)	0
Baseline contract value	£143,262.40

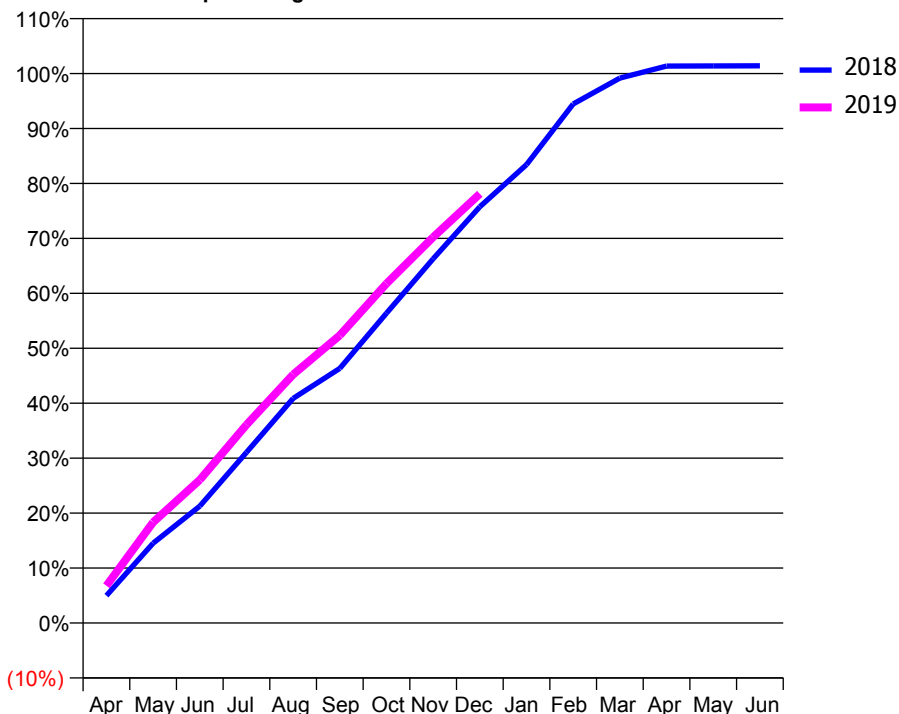
ACCESS*

Patients seen in 24 months	Total	Change since previous quarter
Quarter ending December 2017	2,580	
Quarter ending March 2018	2,588	→
Quarter ending June 2018	2,549	↓
Quarter ending September 2018	2,563	→
Quarter ending December 2018	2,601	→
Variance since December 2017	0.8%	→



ACTIVITY

Cumulative percentage of contracted UDA delivered 2018 & 2019



Month	Adjusted Scheduled Activity (UDA)	
	2018	2019
April	284	387
May	829	1,046
June	1,213	1,487
July	1,771	2,058
August	2,333	2,580
September	2,643	2,987
October	3,217	3,524
November	3,782	4,006
December	4,322	4,456
January	4,759	
February	5,389	
March	5,657	
April	5,782	
May	5,783	
June	5,784	

QUALITY

	Quantity	Base Number	Contract	AT	Region	England
% of FP17s for the same patient ID Re-attending within 3 months - Children	50	788	6.3%	10.7%	11.8%	11.8%
% of FP17s for the same patient ID Re-attending within 3 months - Adults	164	1,710	9.6%	15.9%	16.7%	15.6%
% of FP17s for the same patient ID Re-attending between 3 & 9 months - Children	449	788	57.0%	44.8%	48.6%	58.8%
% of FP17s for the same patient ID Re-attending between 3 & 9 months - Adults	823	1,710	48.1%	37.0%	39.1%	51.0%
% of FP17s for Band 1 Urgent Courses	168	2,415	7.0%	10.9%	10.6%	9.0%
% of FP17s Relating to Free Repair or Replacements	0	2,415	0.0%	0.5%	0.5%	0.8%
% of FP17s Relating to Continuations	30	2,415	1.2%	0.7%	0.7%	0.9%
% of Patients satisfied with the dentistry they have received	3	3	N/A	90.9%	90.2%	93.2%
% of Patients satisfied with the time they had to wait for an appointment	3	3	N/A	82.1%	85.0%	88.3%

* This is based on patients treated on this contract for their most recent course of treatment. Figures in italics indicate the base number of FP17s or Patient Questionnaire responses are less than 100. N/A is shown where the base number of responses is less than 10 during the period. % is calculated as Quantity/Base number*100

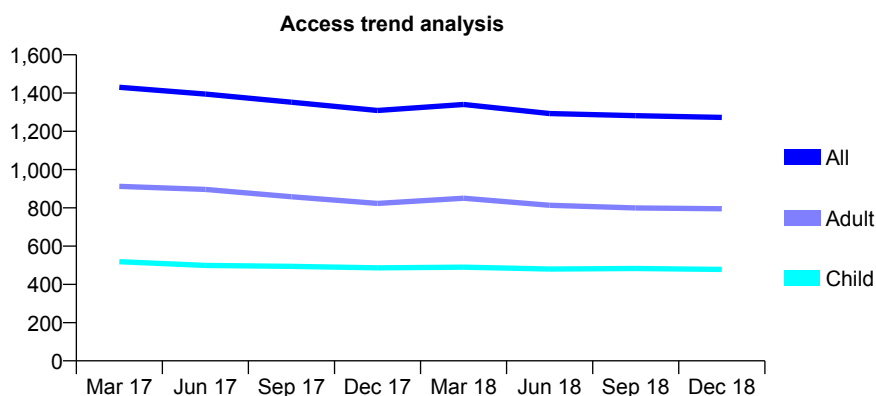
Q61 - Vital Signs At a Glance Contract Report for 820075/0001 - December 2018

Name or company name	MR CP BALCOMBE
Contract type name	GDS Contract
Purpose of contract	General
Contract start date	01/04/2006
Contract end date	

18/19 Contracted general activity (UDA)	2,759
Carry forward general activity (UDA)	-35
18/19 Contracted orthodontic activity (UOA)	0
Carry forward orthodontic activity (UOA)	0
Baseline contract value	£69,524.10

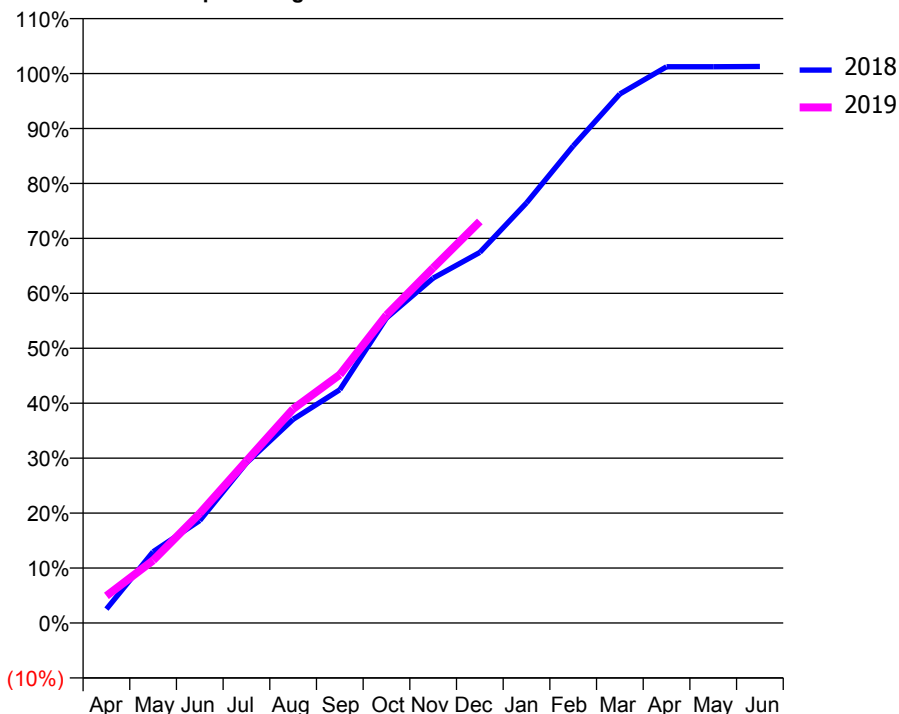
ACCESS*

Patients seen in 24 months	Total	Change since previous quarter
Quarter ending December 2017	1,309	
Quarter ending March 2018	1,340	↑
Quarter ending June 2018	1,293	↓
Quarter ending September 2018	1,282	→
Quarter ending December 2018	1,273	→
Variance since December 2017	(2.8%)	↓



ACTIVITY

Cumulative percentage of contracted UDA delivered 2018 & 2019



Month	Adjusted Scheduled Activity (UDA)	
	2018	2019
April	70	136
May	358	314
June	515	551
July	804	814
August	1,022	1,075
September	1,171	1,247
October	1,532	1,546
November	1,732	1,783
December	1,861	2,016
January	2,109	
February	2,395	
March	2,657	
April	2,793	
May	2,793	
June	2,794	

QUALITY

	Quantity	Base Number	Contract	AT	Region	England
% of FP17s for the same patient ID Re-attending within 3 months - Children	27	490	5.5%	10.7%	11.8%	11.8%
% of FP17s for the same patient ID Re-attending within 3 months - Adults	80	676	11.8%	15.9%	16.7%	15.6%
% of FP17s for the same patient ID Re-attending between 3 & 9 months - Children	213	490	43.5%	44.8%	48.6%	58.8%
% of FP17s for the same patient ID Re-attending between 3 & 9 months - Adults	230	676	34.0%	37.0%	39.1%	51.0%
% of FP17s for Band 1 Urgent Courses	105	1,121	9.4%	10.9%	10.6%	9.0%
% of FP17s Relating to Free Repair or Replacements	1	1,121	0.1%	0.5%	0.5%	0.8%
% of FP17s Relating to Continuations	1	1,121	0.1%	0.7%	0.7%	0.9%
% of Patients satisfied with the dentistry they have received	0	0	N/A	90.9%	90.2%	93.2%
% of Patients satisfied with the time they had to wait for an appointment	0	0	N/A	82.1%	85.0%	88.3%

* This is based on patients treated on this contract for their most recent course of treatment. Figures in italics indicate the base number of FP17s or Patient Questionnaire responses are less than 100. N/A is shown where the base number of responses is less than 10 during the period. % is calculated as Quantity/Base number*100

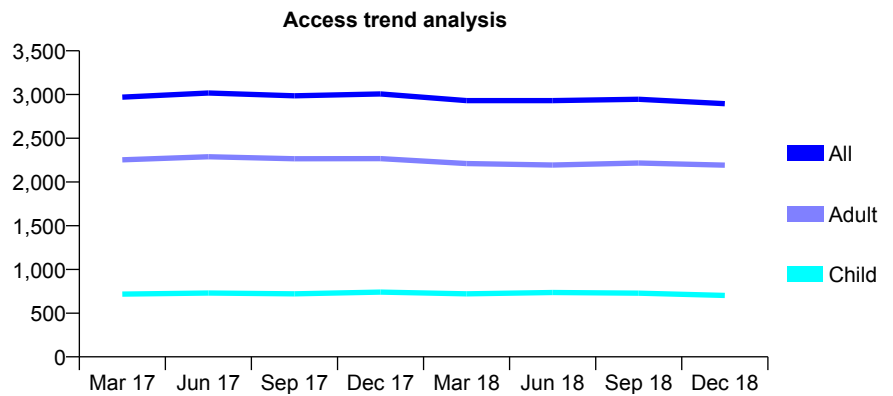
Q61 - Vital Signs At a Glance Contract Report for 824127/0001 - December 2018

Name or company name	MR AM HATHI
Contract type name	GDS Contract
Purpose of contract	General
Contract start date	01/04/2006
Contract end date	

18/19 Contracted general activity (UDA)	7,590
Carry forward general activity (UDA)	-152
18/19 Contracted orthodontic activity (UOA)	0
Carry forward orthodontic activity (UOA)	0
Baseline contract value	£225,054.13

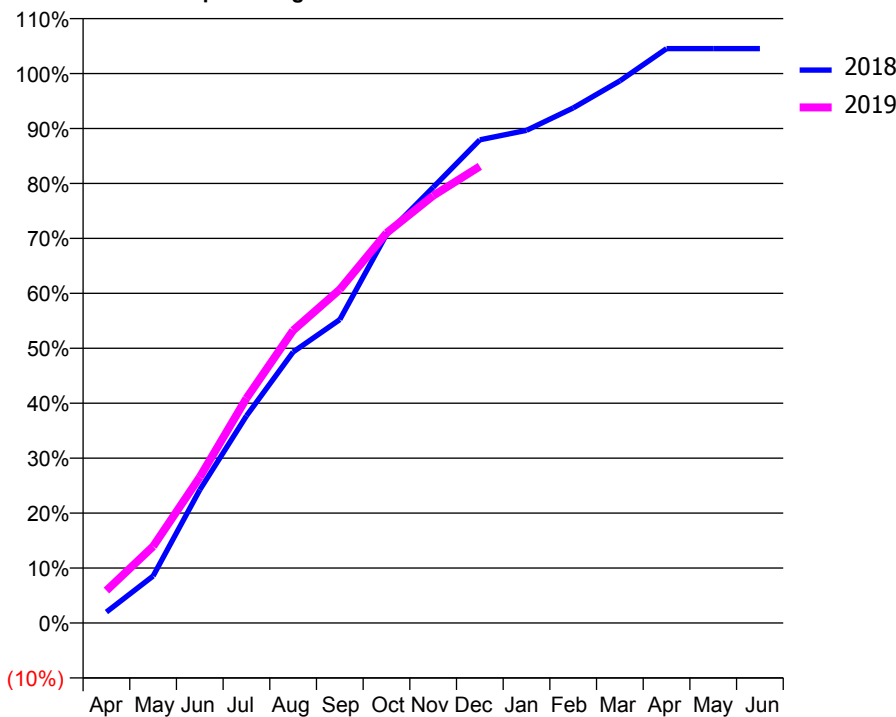
ACCESS*

Patients seen in 24 months	Total	Change since previous quarter
Quarter ending December 2017	3,007	
Quarter ending March 2018	2,930	↓
Quarter ending June 2018	2,930	→
Quarter ending September 2018	2,945	→
Quarter ending December 2018	2,895	↓
Variance since December 2017	(3.7%)	↓



ACTIVITY

Cumulative percentage of contracted UDA delivered 2018 & 2019



Month	Adjusted Scheduled Activity (UDA)	
	2018	2019
April	152	448
May	649	1,058
June	1,839	2,017
July	2,862	3,104
August	3,743	4,043
September	4,191	4,608
October	5,366	5,386
November	6,019	5,903
December	6,673	6,308
January	6,805	
February	7,114	
March	7,488	
April	7,933	
May	7,934	
June	7,934	

QUALITY

	Quantity	Base Number	Contract	AT	Region	England
% of FP17s for the same patient ID Re-attending within 3 months - Children	50	646	7.7%	10.7%	11.8%	11.8%
% of FP17s for the same patient ID Re-attending within 3 months - Adults	346	1,989	17.4%	15.9%	16.7%	15.6%
% of FP17s for the same patient ID Re-attending between 3 & 9 months - Children	216	646	33.4%	44.8%	48.6%	58.8%
% of FP17s for the same patient ID Re-attending between 3 & 9 months - Adults	665	1,989	33.4%	37.0%	39.1%	51.0%
% of FP17s for Band 1 Urgent Courses	195	2,357	8.3%	10.9%	10.6%	9.0%
% of FP17s Relating to Free Repair or Replacements	13	2,357	0.6%	0.5%	0.5%	0.8%
% of FP17s Relating to Continuations	33	2,357	1.4%	0.7%	0.7%	0.9%
% of Patients satisfied with the dentistry they have received	1	1	N/A	90.9%	90.2%	93.2%
% of Patients satisfied with the time they had to wait for an appointment	1	1	N/A	82.1%	85.0%	88.3%

* This is based on patients treated on this contract for their most recent course of treatment. Figures in italics indicate the base number of FP17s or Patient Questionnaire responses are less than 100. N/A is shown where the base number of responses is less than 10 during the period. % is calculated as Quantity/Base number*100

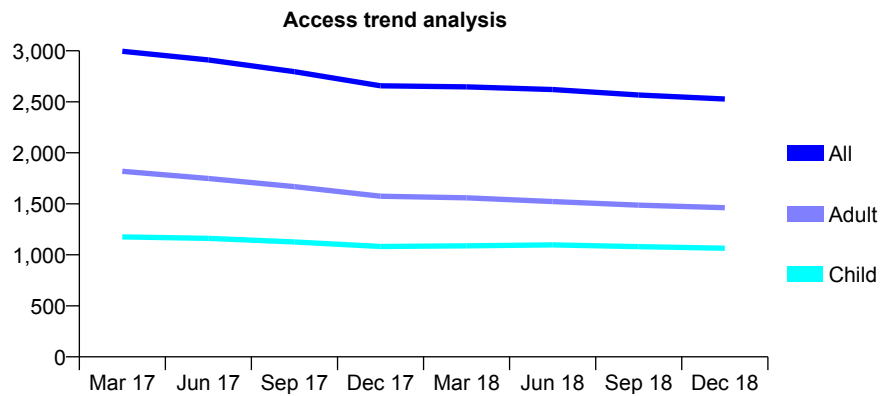
Q61 - Vital Signs At a Glance Contract Report for 824259/0001 - December 2018

Name or company name	MR RF PRAIS
Contract type name	GDS Contract
Purpose of contract	General
Contract start date	01/04/2006
Contract end date	

18/19 Contracted general activity (UDA)	6,711
Carry forward general activity (UDA)	87
18/19 Contracted orthodontic activity (UOA)	0
Carry forward orthodontic activity (UOA)	0
Baseline contract value	£215,819.48

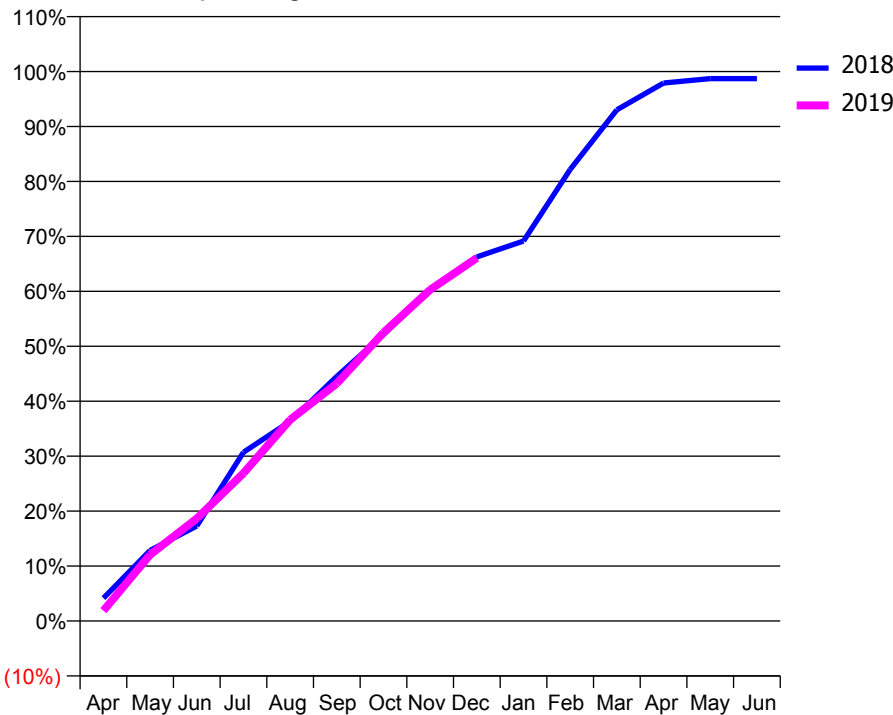
ACCESS*

Patients seen in 24 months	Total	Change since previous quarter
Quarter ending December 2017	2,657	
Quarter ending March 2018	2,647	→
Quarter ending June 2018	2,620	↓
Quarter ending September 2018	2,567	↓
Quarter ending December 2018	2,527	↓
Variance since December 2017	(4.9%)	↓



ACTIVITY

Cumulative percentage of contracted UDA delivered 2018 & 2019



Month	Adjusted Scheduled Activity (UDA)	
	2018	2019
April	279	127
May	862	810
June	1,160	1,251
July	2,060	1,805
August	2,439	2,459
September	2,988	2,902
October	3,499	3,522
November	4,049	4,046
December	4,446	4,433
January	4,640	
February	5,516	
March	6,243	
April	6,571	
May	6,624	
June	6,624	

QUALITY

	Quantity	Base Number	Contract	AT	Region	England
% of FP17s for the same patient ID Re-attending within 3 months - Children	65	1,111	5.9%	10.7%	11.8%	11.8%
% of FP17s for the same patient ID Re-attending within 3 months - Adults	196	1,380	14.2%	15.9%	16.7%	15.6%
% of FP17s for the same patient ID Re-attending between 3 & 9 months - Children	703	1,111	63.3%	44.8%	48.6%	58.8%
% of FP17s for the same patient ID Re-attending between 3 & 9 months - Adults	670	1,380	48.6%	37.0%	39.1%	51.0%
% of FP17s for Band 1 Urgent Courses	120	2,354	5.1%	10.9%	10.6%	9.0%
% of FP17s Relating to Free Repair or Replacements	11	2,354	0.5%	0.5%	0.5%	0.8%
% of FP17s Relating to Continuations	10	2,354	0.4%	0.7%	0.7%	0.9%
% of Patients satisfied with the dentistry they have received	0	0	N/A	90.9%	90.2%	93.2%
% of Patients satisfied with the time they had to wait for an appointment	0	0	N/A	82.1%	85.0%	88.3%

* This is based on patients treated on this contract for their most recent course of treatment. Figures in italics indicate the base number of FP17s or Patient Questionnaire responses are less than 100. N/A is shown where the base number of responses is less than 10 during the period. % is calculated as Quantity/Base number*100

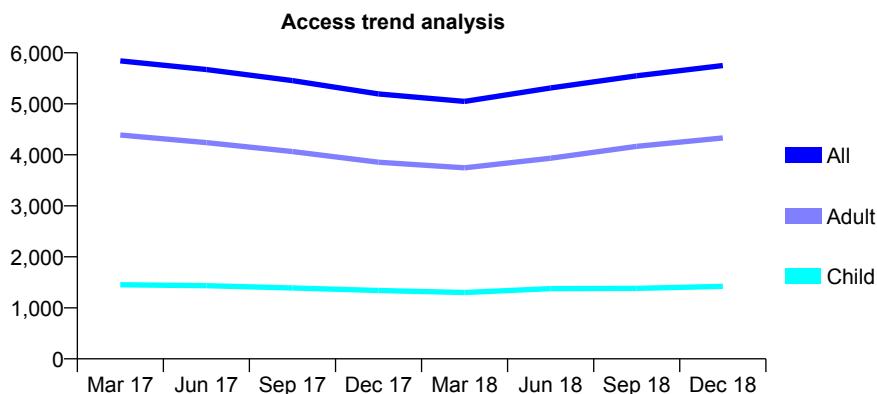
Q61 - Vital Signs At a Glance Contract Report for 825247/0001 - December 2018

Name or company name	MR JE DINEEN
Contract type name	GDS Contract
Purpose of contract	General
Contract start date	01/04/2006
Contract end date	

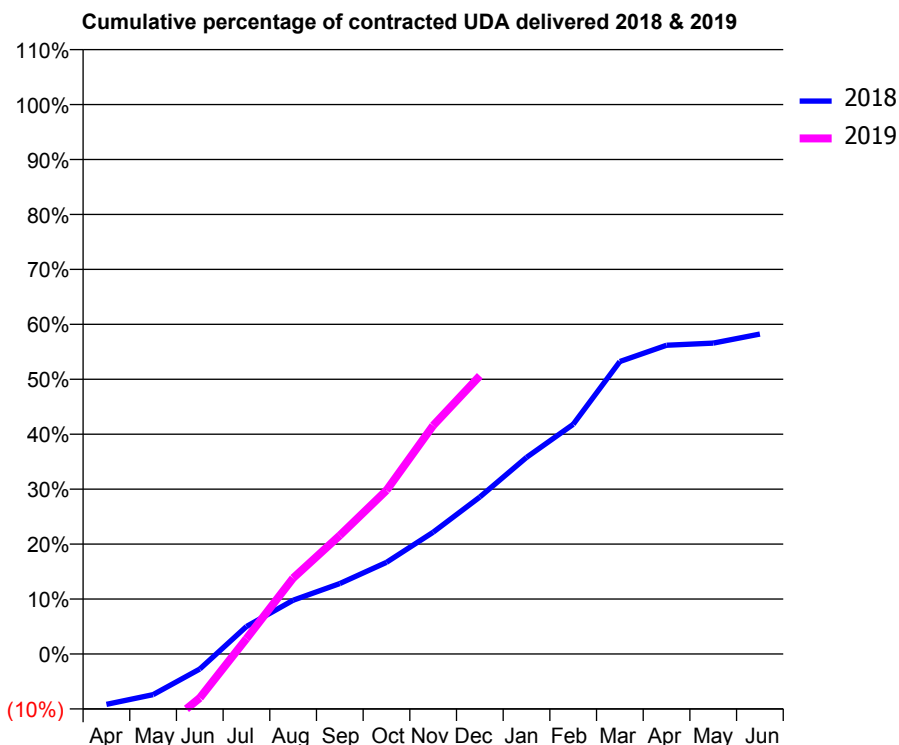
18/19 Contracted general activity (UDA)	21,166
Carry forward general activity (UDA)	5,681
18/19 Contracted orthodontic activity (UOA)	0
Carry forward orthodontic activity (UOA)	0
Baseline contract value	£737,872.96

ACCESS*

Patients seen in 24 months	Total	Change since previous quarter
Quarter ending December 2017	5,194	
Quarter ending March 2018	5,046	↓
Quarter ending June 2018	5,311	↑
Quarter ending September 2018	5,550	↑
Quarter ending December 2018	5,751	↑
Variance since December 2017	10.7%	↑



ACTIVITY



Month	Adjusted Scheduled Activity (UDA)	
	2018	2019
April	-1,946	-4,748
May	-1,568	-3,170
June	-582	-1,696
July	1,059	594
August	2,074	2,926
September	2,714	4,569
October	3,529	6,304
November	4,694	8,803
December	6,046	10,715
January	7,575	
February	8,846	
March	11,267	
April	11,895	
May	11,974	
June	12,322	

QUALITY

	Quantity	Base Number	Contract	AT	Region	England
% of FP17s for the same patient ID Re-attending within 3 months - Children	58	1,080	5.4%	10.7%	11.8%	11.8%
% of FP17s for the same patient ID Re-attending within 3 months - Adults	348	3,321	10.5%	15.9%	16.7%	15.6%
% of FP17s for the same patient ID Re-attending between 3 & 9 months - Children	238	1,080	22.0%	44.8%	48.6%	58.8%
% of FP17s for the same patient ID Re-attending between 3 & 9 months - Adults	734	3,321	22.1%	37.0%	39.1%	51.0%
% of FP17s for Band 1 Urgent Courses	124	4,156	3.0%	10.9%	10.6%	9.0%
% of FP17s Relating to Free Repair or Replacements	2	4,156	0.0%	0.5%	0.5%	0.8%
% of FP17s Relating to Continuations	6	4,156	0.1%	0.7%	0.7%	0.9%
% of Patients satisfied with the dentistry they have received	0	0	N/A	90.9%	90.2%	93.2%
% of Patients satisfied with the time they had to wait for an appointment	0	0	N/A	82.1%	85.0%	88.3%

* This is based on patients treated on this contract for their most recent course of treatment. Figures in italics indicate the base number of FP17s or Patient Questionnaire responses are less than 100. N/A is shown where the base number of responses is less than 10 during the period. % is calculated as Quantity/Base number*100

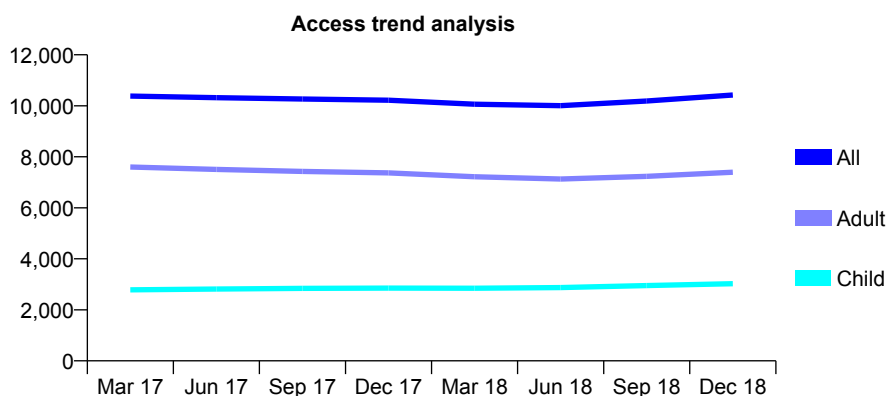
Q61 - Vital Signs At a Glance Contract Report for 825948/0001 - December 2018

Name or company name	MR JK KOTECHA
Contract type name	GDS Contract
Purpose of contract	General
Contract start date	01/04/2006
Contract end date	

18/19 Contracted general activity (UDA)	32,638
Carry forward general activity (UDA)	-653
18/19 Contracted orthodontic activity (UOA)	0
Carry forward orthodontic activity (UOA)	0
Baseline contract value	£1,038,768.92

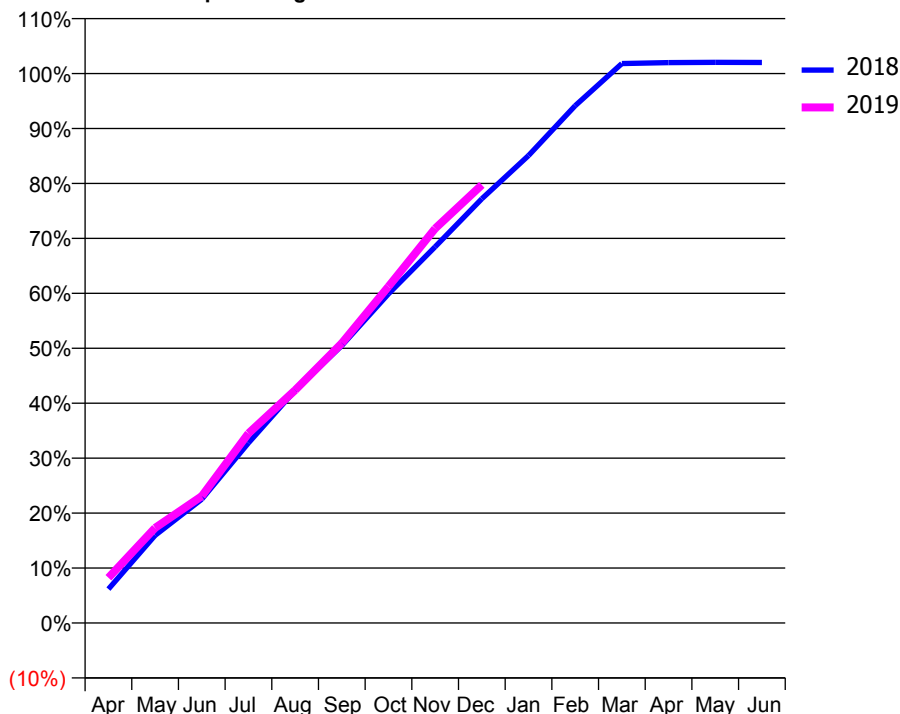
ACCESS*

Patients seen in 24 months	Total	Change since previous quarter
Quarter ending December 2017	10,219	
Quarter ending March 2018	10,062	↓
Quarter ending June 2018	10,007	→
Quarter ending September 2018	10,186	→
Quarter ending December 2018	10,421	↑
Variance since December 2017	2.0%	→



ACTIVITY

Cumulative percentage of contracted UDA delivered 2018 & 2019



Month	Adjusted Scheduled Activity (UDA)	
	2018	2019
April	2,012	2,689
May	5,208	5,652
June	7,357	7,535
July	10,695	11,264
August	13,813	13,833
September	16,481	16,622
October	19,550	19,983
November	22,347	23,434
December	25,200	26,022
January	27,768	
February	30,730	
March	33,229	
April	33,283	
May	33,298	
June	33,296	

QUALITY

	Quantity	Base Number	Contract	AT	Region	England
% of FP17s for the same patient ID Re-attending within 3 months - Children	165	2,896	5.7%	10.7%	11.8%	11.8%
% of FP17s for the same patient ID Re-attending within 3 months - Adults	709	6,278	11.3%	15.9%	16.7%	15.6%
% of FP17s for the same patient ID Re-attending between 3 & 9 months - Children	1,251	2,896	43.2%	44.8%	48.6%	58.8%
% of FP17s for the same patient ID Re-attending between 3 & 9 months - Adults	2,459	6,278	39.2%	37.0%	39.1%	51.0%
% of FP17s for Band 1 Urgent Courses	335	9,118	3.7%	10.9%	10.6%	9.0%
% of FP17s Relating to Free Repair or Replacements	31	9,118	0.3%	0.5%	0.5%	0.8%
% of FP17s Relating to Continuations	17	9,118	0.2%	0.7%	0.7%	0.9%
% of Patients satisfied with the dentistry they have received	0	0	N/A	90.9%	90.2%	93.2%
% of Patients satisfied with the time they had to wait for an appointment	0	0	N/A	82.1%	85.0%	88.3%

* This is based on patients treated on this contract for their most recent course of treatment. Figures in italics indicate the base number of FP17s or Patient Questionnaire responses are less than 100. N/A is shown where the base number of responses is less than 10 during the period. % is calculated as Quantity/Base number*100

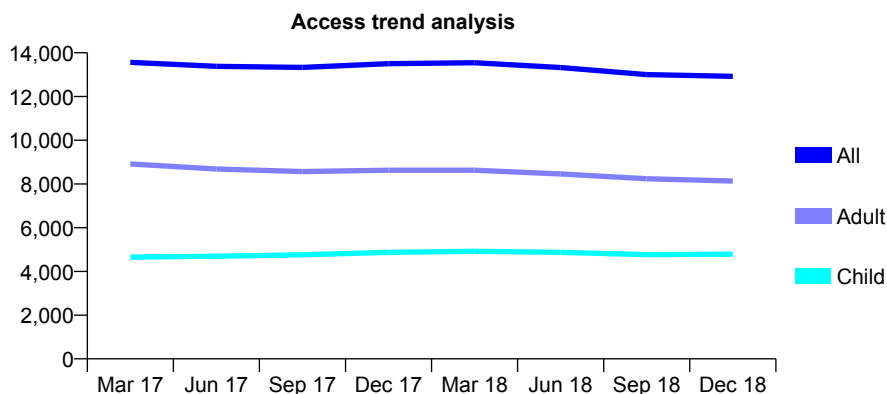
Q61 - Vital Signs At a Glance Contract Report for 825948/0002 - December 2018

Name or company name	MR JK KOTECHA
Contract type name	GDS Contract
Purpose of contract	General
Contract start date	01/04/2006
Contract end date	

18/19 Contracted general activity (UDA)	36,854
Carry forward general activity (UDA)	-737
18/19 Contracted orthodontic activity (UOA)	0
Carry forward orthodontic activity (UOA)	0
Baseline contract value	£1,077,137.89

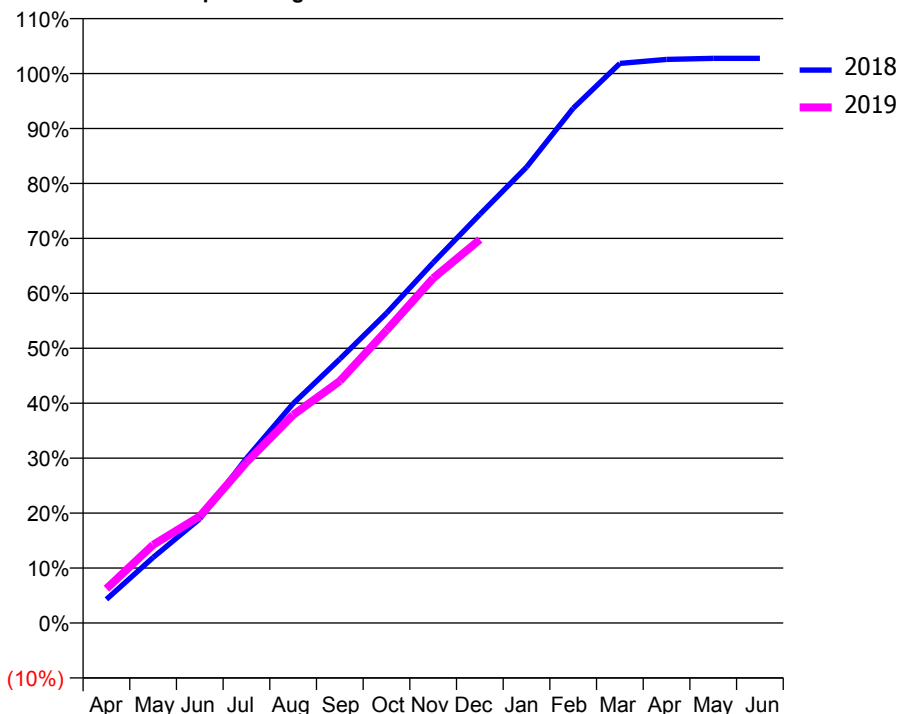
ACCESS*

Patients seen in 24 months	Total	Change since previous quarter
Quarter ending December 2017	13,500	
Quarter ending March 2018	13,547	→
Quarter ending June 2018	13,323	↓
Quarter ending September 2018	13,005	↓
Quarter ending December 2018	12,924	→
Variance since December 2017	(4.3%)	↓



ACTIVITY

Cumulative percentage of contracted UDA delivered 2018 & 2019



Month	Adjusted Scheduled Activity (UDA)	
	2018	2019
April	1,591	2,303
May	4,393	5,249
June	6,986	7,160
July	11,054	10,784
August	14,713	13,953
September	17,701	16,229
October	20,779	19,624
November	24,166	23,125
December	27,403	25,713
January	30,575	
February	34,526	
March	37,528	
April	37,798	
May	37,869	
June	37,874	

QUALITY

	Quantity	Base Number	Contract	AT	Region	England
% of FP17s for the same patient ID Re-attending within 3 months - Children	306	4,412	6.9%	10.7%	11.8%	11.8%
% of FP17s for the same patient ID Re-attending within 3 months - Adults	786	6,409	12.3%	15.9%	16.7%	15.6%
% of FP17s for the same patient ID Re-attending between 3 & 9 months - Children	2,140	4,412	48.5%	44.8%	48.6%	58.8%
% of FP17s for the same patient ID Re-attending between 3 & 9 months - Adults	2,679	6,409	41.8%	37.0%	39.1%	51.0%
% of FP17s for Band 1 Urgent Courses	668	10,665	6.3%	10.9%	10.6%	9.0%
% of FP17s Relating to Free Repair or Replacements	39	10,665	0.4%	0.5%	0.5%	0.8%
% of FP17s Relating to Continuations	23	10,665	0.2%	0.7%	0.7%	0.9%
% of Patients satisfied with the dentistry they have received	2	2	N/A	90.9%	90.2%	93.2%
% of Patients satisfied with the time they had to wait for an appointment	1	2	N/A	82.1%	85.0%	88.3%

* This is based on patients treated on this contract for their most recent course of treatment. Figures in italics indicate the base number of FP17s or Patient Questionnaire responses are less than 100. N/A is shown where the base number of responses is less than 10 during the period. % is calculated as Quantity/Base number*100

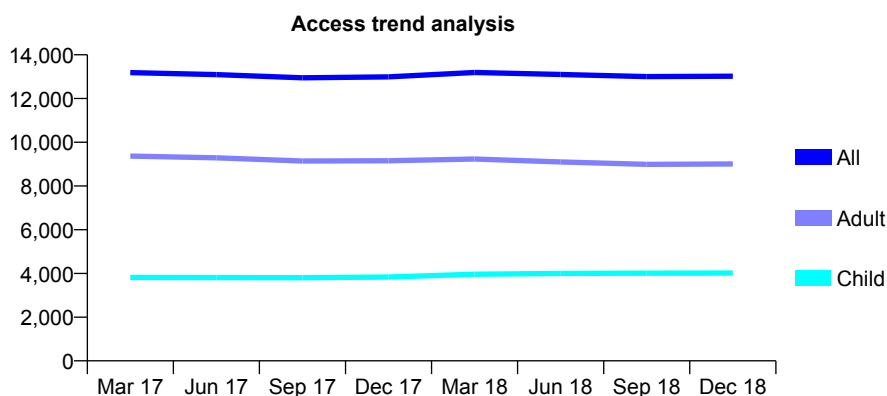
Q61 - Vital Signs At a Glance Contract Report for 825948/0003 - December 2018

Name or company name	MR JK KOTECHEA
Contract type name	GDS Contract
Purpose of contract	General
Contract start date	01/04/2006
Contract end date	

18/19 Contracted general activity (UDA)	37,108
Carry forward general activity (UDA)	-544
18/19 Contracted orthodontic activity (UOA)	0
Carry forward orthodontic activity (UOA)	0
Baseline contract value	£1,169,713.74

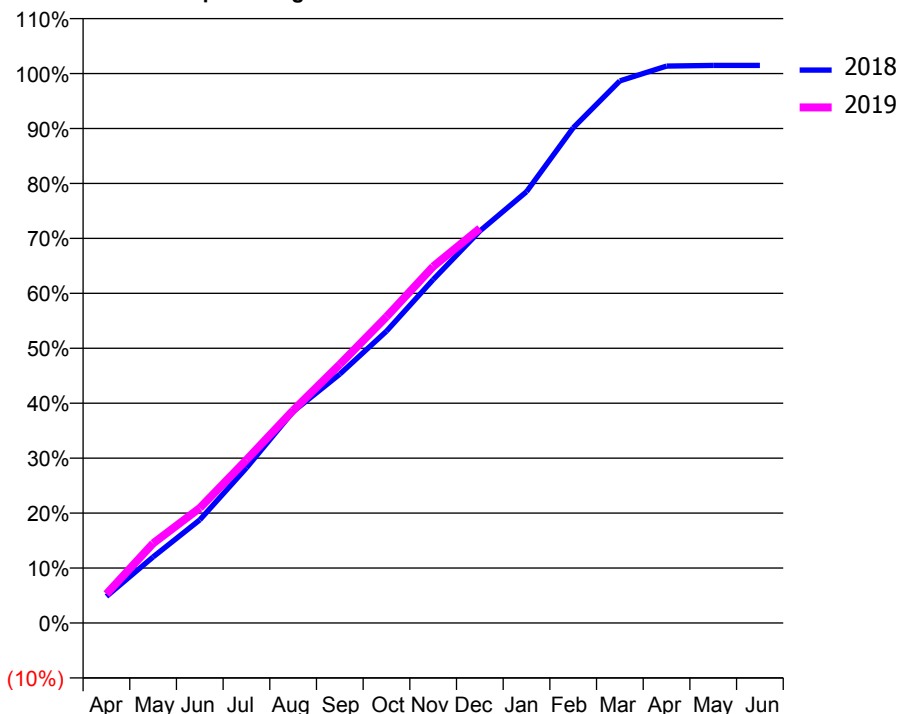
ACCESS*

Patients seen in 24 months	Total	Change since previous quarter
Quarter ending December 2017	12,990	
Quarter ending March 2018	13,193	→
Quarter ending June 2018	13,098	→
Quarter ending September 2018	13,002	→
Quarter ending December 2018	13,021	→
Variance since December 2017	0.2%	→



ACTIVITY

Cumulative percentage of contracted UDA delivered 2018 & 2019



Month	Adjusted Scheduled Activity (UDA)	
	2018	2019
April	1,798	1,959
May	4,465	5,377
June	6,967	7,768
July	10,482	11,018
August	14,275	14,359
September	16,805	17,462
October	19,707	20,680
November	23,196	24,078
December	26,471	26,648
January	29,126	
February	33,444	
March	36,612	
April	37,606	
May	37,652	
June	37,652	

QUALITY

	Quantity	Base Number	Contract	AT	Region	England
% of FP17s for the same patient ID Re-attending within 3 months - Children	202	3,626	5.6%	10.7%	11.8%	11.8%
% of FP17s for the same patient ID Re-attending within 3 months - Adults	914	6,946	13.2%	15.9%	16.7%	15.6%
% of FP17s for the same patient ID Re-attending between 3 & 9 months - Children	1,729	3,626	47.7%	44.8%	48.6%	58.8%
% of FP17s for the same patient ID Re-attending between 3 & 9 months - Adults	2,537	6,946	36.5%	37.0%	39.1%	51.0%
% of FP17s for Band 1 Urgent Courses	864	10,213	8.5%	10.9%	10.6%	9.0%
% of FP17s Relating to Free Repair or Replacements	89	10,213	0.9%	0.5%	0.5%	0.8%
% of FP17s Relating to Continuations	54	10,213	0.5%	0.7%	0.7%	0.9%
% of Patients satisfied with the dentistry they have received	2	2	N/A	90.9%	90.2%	93.2%
% of Patients satisfied with the time they had to wait for an appointment	1	2	N/A	82.1%	85.0%	88.3%

* This is based on patients treated on this contract for their most recent course of treatment. Figures in italics indicate the base number of FP17s or Patient Questionnaire responses are less than 100. N/A is shown where the base number of responses is less than 10 during the period. % is calculated as Quantity/Base number*100

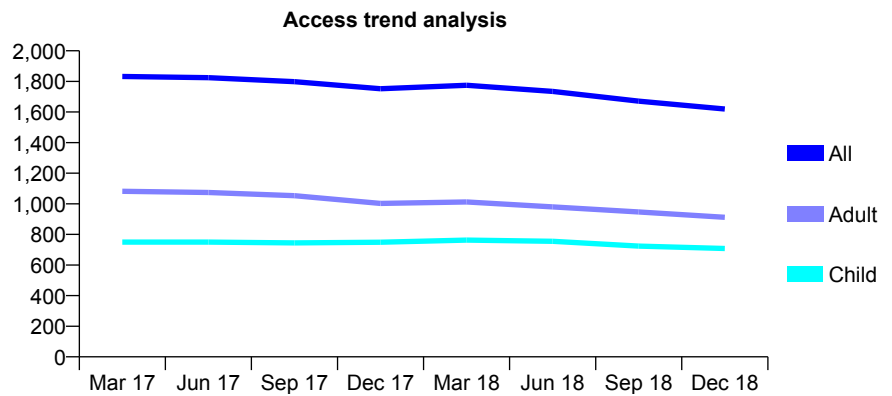
Q61 - Vital Signs At a Glance Contract Report for 828211/0001 - December 2018

Name or company name	MR J PRASHAR
Contract type name	GDS Contract
Purpose of contract	General
Contract start date	01/04/2006
Contract end date	

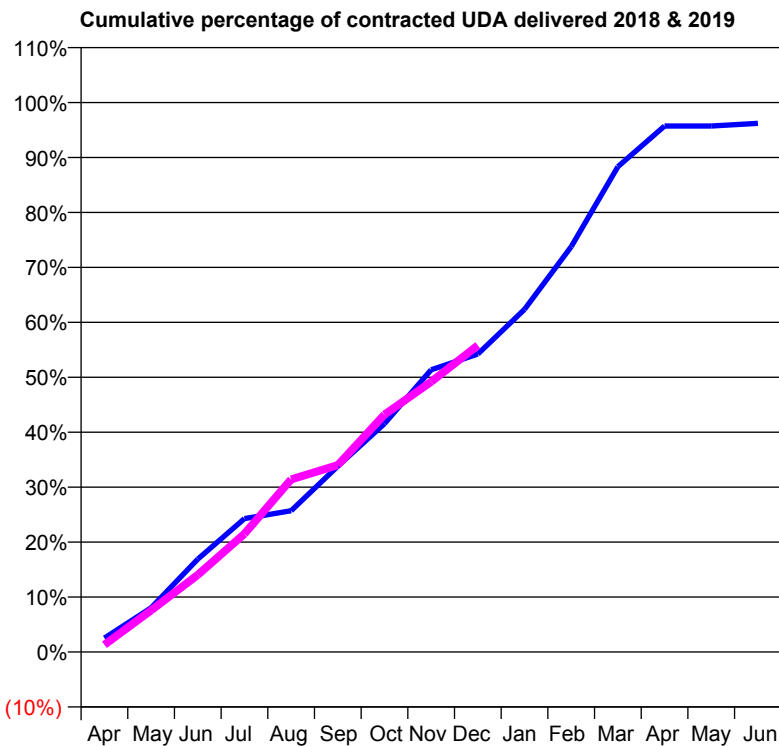
18/19 Contracted general activity (UDA)	3,968
Carry forward general activity (UDA)	150
18/19 Contracted orthodontic activity (UOA)	0
Carry forward orthodontic activity (UOA)	0
Baseline contract value	£110,305.97

ACCESS*

Patients seen in 24 months	Total	Change since previous quarter
Quarter ending December 2017	1,752	
Quarter ending March 2018	1,775	→
Quarter ending June 2018	1,735	↓
Quarter ending September 2018	1,671	↓
Quarter ending December 2018	1,620	↓
Variance since December 2017	(7.5%)	↓



ACTIVITY



Month	Adjusted Scheduled Activity (UDA)	
	2018	2019
April	101	53
May	319	301
June	670	557
July	964	854
August	1,020	1,246
September	1,342	1,350
October	1,649	1,714
November	2,038	1,952
December	2,151	2,214
January	2,474	
February	2,927	
March	3,505	
April	3,799	
May	3,799	
June	3,818	

QUALITY

	Quantity	Base Number	Contract	AT	Region	England
% of FP17s for the same patient ID Re-attending within 3 months - Children	43	663	6.5%	10.7%	11.8%	11.8%
% of FP17s for the same patient ID Re-attending within 3 months - Adults	81	704	11.5%	15.9%	16.7%	15.6%
% of FP17s for the same patient ID Re-attending between 3 & 9 months - Children	416	663	62.7%	44.8%	48.6%	58.8%
% of FP17s for the same patient ID Re-attending between 3 & 9 months - Adults	303	704	43.0%	37.0%	39.1%	51.0%
% of FP17s for Band 1 Urgent Courses	91	1,255	7.3%	10.9%	10.6%	9.0%
% of FP17s Relating to Free Repair or Replacements	1	1,255	0.1%	0.5%	0.5%	0.8%
% of FP17s Relating to Continuations	0	1,255	0.0%	0.7%	0.7%	0.9%
% of Patients satisfied with the dentistry they have received	1	1	N/A	90.9%	90.2%	93.2%
% of Patients satisfied with the time they had to wait for an appointment	1	1	N/A	82.1%	85.0%	88.3%

* This is based on patients treated on this contract for their most recent course of treatment. Figures in italics indicate the base number of FP17s or Patient Questionnaire responses are less than 100. N/A is shown where the base number of responses is less than 10 during the period. % is calculated as Quantity/Base number*100

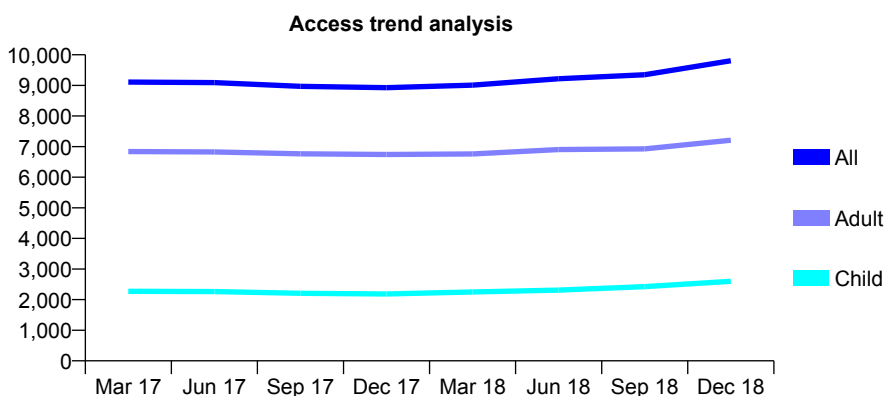
Q61 - Vital Signs At a Glance Contract Report for 828262/0001 - December 2018

Name or company name	MRS GT WARD
Contract type name	GDS Contract
Purpose of contract	General
Contract start date	01/04/2006
Contract end date	

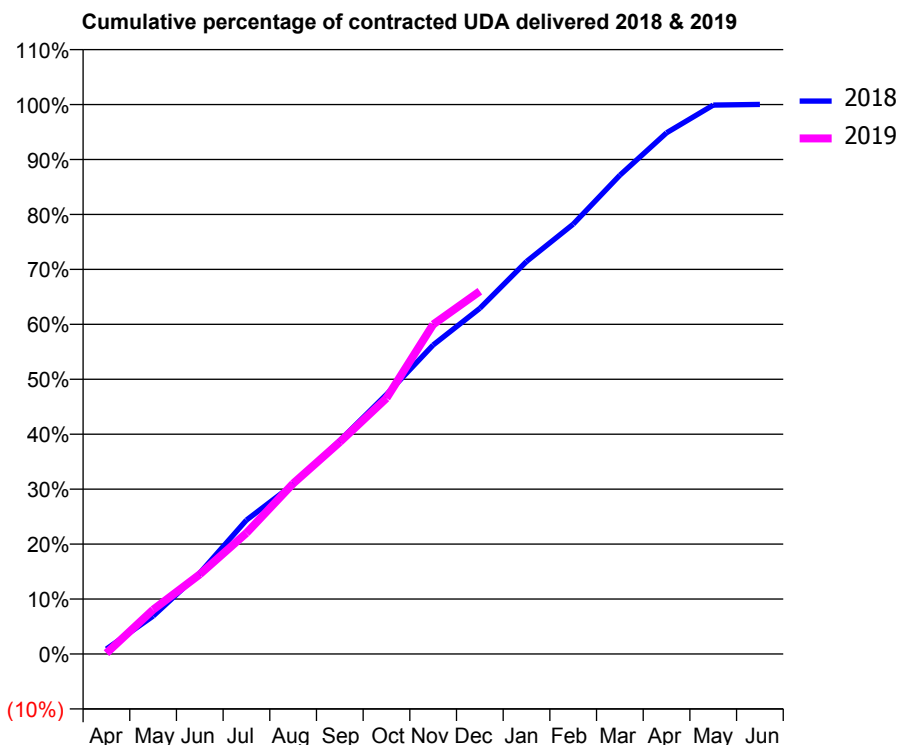
18/19 Contracted general activity (UDA)	17,513
Carry forward general activity (UDA)	-3
18/19 Contracted orthodontic activity (UOA)	0
Carry forward orthodontic activity (UOA)	0
Baseline contract value	£468,151.14

ACCESS*

Patients seen in 24 months	Total	Change since previous quarter
Quarter ending December 2017	8,928	
Quarter ending March 2018	9,010	→
Quarter ending June 2018	9,216	↑
Quarter ending September 2018	9,350	→
Quarter ending December 2018	9,804	↑
Variance since December 2017	9.8%	↑



ACTIVITY



Month	Adjusted Scheduled Activity (UDA)	
	2018	2019
April	160	29
May	1,211	1,415
June	2,581	2,538
July	4,267	3,855
August	5,405	5,432
September	6,804	6,755
October	8,271	8,153
November	9,849	10,504
December	11,018	11,564
January	12,511	
February	13,701	
March	15,261	
April	16,610	
May	17,495	
June	17,516	

QUALITY

	Quantity	Base Number	Contract	AT	Region	England
% of FP17s for the same patient ID Re-attending within 3 months - Children	143	2,199	6.5%	10.7%	11.8%	11.8%
% of FP17s for the same patient ID Re-attending within 3 months - Adults	772	5,259	14.7%	15.9%	16.7%	15.6%
% of FP17s for the same patient ID Re-attending between 3 & 9 months - Children	620	2,199	28.2%	44.8%	48.6%	58.8%
% of FP17s for the same patient ID Re-attending between 3 & 9 months - Adults	935	5,259	17.8%	37.0%	39.1%	51.0%
% of FP17s for Band 1 Urgent Courses	1,012	6,418	15.8%	10.9%	10.6%	9.0%
% of FP17s Relating to Free Repair or Replacements	53	6,418	0.8%	0.5%	0.5%	0.8%
% of FP17s Relating to Continuations	24	6,418	0.4%	0.7%	0.7%	0.9%
% of Patients satisfied with the dentistry they have received	1	2	N/A	90.9%	90.2%	93.2%
% of Patients satisfied with the time they had to wait for an appointment	2	2	N/A	82.1%	85.0%	88.3%

* This is based on patients treated on this contract for their most recent course of treatment. Figures in italics indicate the base number of FP17s or Patient Questionnaire responses are less than 100. N/A is shown where the base number of responses is less than 10 during the period. % is calculated as Quantity/Base number*100

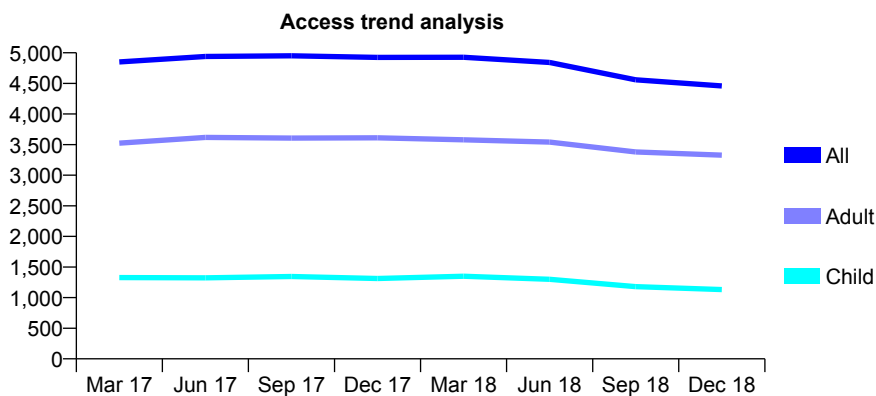
Q61 - Vital Signs At a Glance Contract Report for 828262/0002 - December 2018

Name or company name	MRS GT WARD
Contract type name	GDS Contract
Purpose of contract	General
Contract start date	20/12/2011
Contract end date	

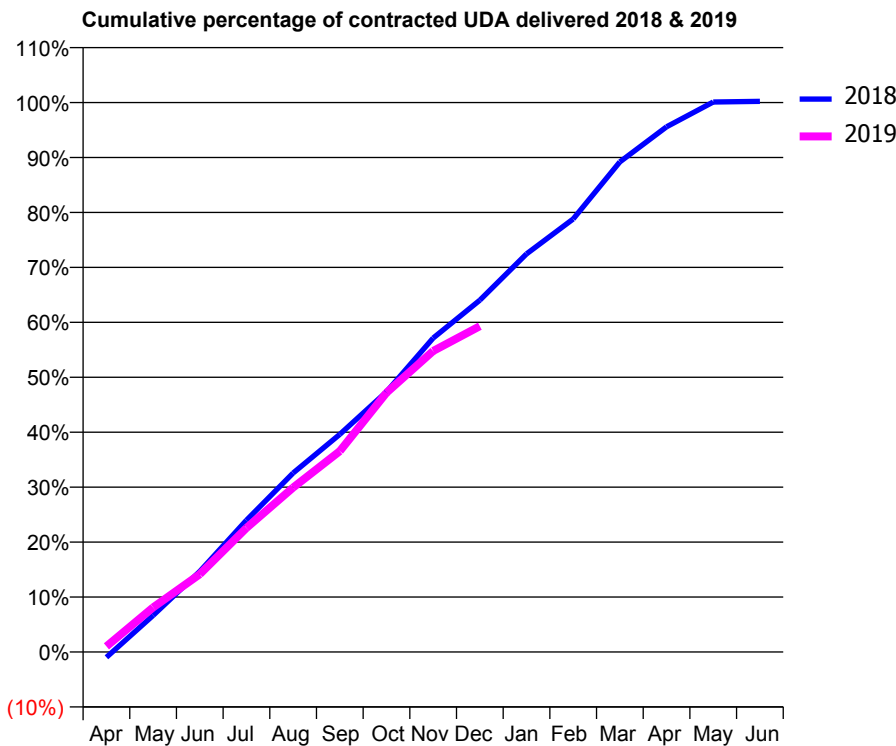
18/19 Contracted general activity (UDA)	10,554
Carry forward general activity (UDA)	-23
18/19 Contracted orthodontic activity (UOA)	0
Carry forward orthodontic activity (UOA)	0
Baseline contract value	£292,472.08

ACCESS*

Patients seen in 24 months	Total	Change since previous quarter
Quarter ending December 2017	4,924	
Quarter ending March 2018	4,927	→
Quarter ending June 2018	4,842	↓
Quarter ending September 2018	4,559	↓
Quarter ending December 2018	4,459	↓
Variance since December 2017	(9.4%)	↓



ACTIVITY



Month	Adjusted Scheduled Activity (UDA)	
	2018	2019
April	-104	109
May	702	857
June	1,549	1,496
July	2,532	2,383
August	3,440	3,160
September	4,181	3,859
October	4,999	4,979
November	6,030	5,781
December	6,757	6,258
January	7,647	
February	8,318	
March	9,413	
April	10,087	
May	10,564	
June	10,577	

QUALITY

	Quantity	Base Number	Contract	AT	Region	England
% of FP17s for the same patient ID Re-attending within 3 months - Children	56	830	6.7%	10.7%	11.8%	11.8%
% of FP17s for the same patient ID Re-attending within 3 months - Adults	229	2,163	10.6%	15.9%	16.7%	15.6%
% of FP17s for the same patient ID Re-attending between 3 & 9 months - Children	241	830	29.0%	44.8%	48.6%	58.8%
% of FP17s for the same patient ID Re-attending between 3 & 9 months - Adults	476	2,163	22.0%	37.0%	39.1%	51.0%
% of FP17s for Band 1 Urgent Courses	374	2,627	14.2%	10.9%	10.6%	9.0%
% of FP17s Relating to Free Repair or Replacements	25	2,627	1.0%	0.5%	0.5%	0.8%
% of FP17s Relating to Continuations	11	2,627	0.4%	0.7%	0.7%	0.9%
% of Patients satisfied with the dentistry they have received	3	3	N/A	90.9%	90.2%	93.2%
% of Patients satisfied with the time they had to wait for an appointment	3	3	N/A	82.1%	85.0%	88.3%

* This is based on patients treated on this contract for their most recent course of treatment. Figures in italics indicate the base number of FP17s or Patient Questionnaire responses are less than 100. N/A is shown where the base number of responses is less than 10 during the period. % is calculated as Quantity/Base number*100

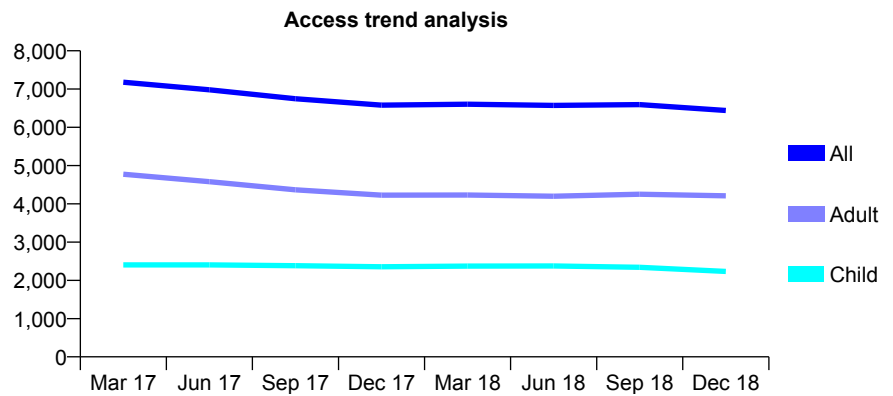
Q61 - Vital Signs At a Glance Contract Report for 829285/0001 - December 2018

Name or company name	MRS CO ADELOYE
Contract type name	Pilot Contract
Purpose of contract	General
Contract start date	01/04/2006
Contract end date	

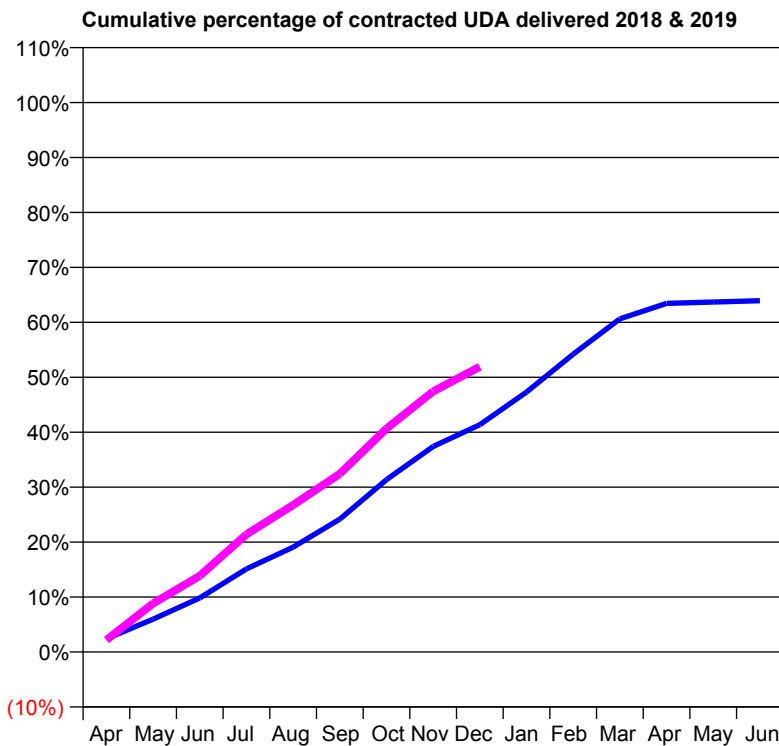
18/19 Contracted general activity (UDA)	22,618
Carry forward general activity (UDA)	0
18/19 Contracted orthodontic activity (UOA)	0
Carry forward orthodontic activity (UOA)	0
Baseline contract value	£575,048.00

ACCESS*

Patients seen in 24 months	Total	Change since previous quarter
Quarter ending December 2017	6,581	
Quarter ending March 2018	6,603	→
Quarter ending June 2018	6,574	→
Quarter ending September 2018	6,593	→
Quarter ending December 2018	6,441	↓
Variance since December 2017	(2.1%)	↓



ACTIVITY



Month	Adjusted Scheduled Activity (UDA)	
	2018	2019
April	544	498
May	1,352	1,999
June	2,225	3,139
July	3,425	4,841
August	4,316	6,052
September	5,470	7,333
October	7,091	9,195
November	8,460	10,730
December	9,354	11,743
January	10,701	
February	12,257	
March	13,713	
April	14,352	
May	14,404	
June	14,460	

QUALITY

	Quantity	Base Number	Contract	AT	Region	England
% of FP17s for the same patient ID Re-attending within 3 months - Children	87	1,676	5.2%	10.7%	11.8%	11.8%
% of FP17s for the same patient ID Re-attending within 3 months - Adults	321	2,932	10.9%	15.9%	16.7%	15.6%
% of FP17s for the same patient ID Re-attending between 3 & 9 months - Children	390	1,676	23.3%	44.8%	48.6%	58.8%
% of FP17s for the same patient ID Re-attending between 3 & 9 months - Adults	568	2,932	19.4%	37.0%	39.1%	51.0%
% of FP17s for Band 1 Urgent Courses	255	4,318	5.9%	10.9%	10.6%	9.0%
% of FP17s Relating to Free Repair or Replacements	25	4,318	0.6%	0.5%	0.5%	0.8%
% of FP17s Relating to Continuations	12	4,318	0.3%	0.7%	0.7%	0.9%
% of Patients satisfied with the dentistry they have received	2	2	N/A	90.9%	90.2%	93.2%
% of Patients satisfied with the time they had to wait for an appointment	2	2	N/A	82.1%	85.0%	88.3%

* This is based on patients treated on this contract for their most recent course of treatment. Figures in italics indicate the base number of FP17s or Patient Questionnaire responses are less than 100. N/A is shown where the base number of responses is less than 10 during the period. % is calculated as Quantity/Base number*100

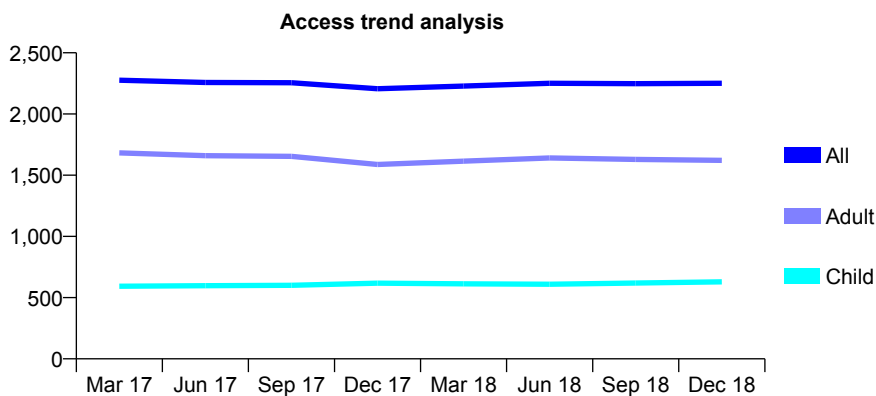
Q61 - Vital Signs At a Glance Contract Report for 831522/0001 - December 2018

Name or company name	MISS G HAKHAMANESHI
Contract type name	GDS Contract
Purpose of contract	General
Contract start date	01/04/2006
Contract end date	

18/19 Contracted general activity (UDA)	7,126
Carry forward general activity (UDA)	132
18/19 Contracted orthodontic activity (UOA)	0
Carry forward orthodontic activity (UOA)	0
Baseline contract value	£254,620.61

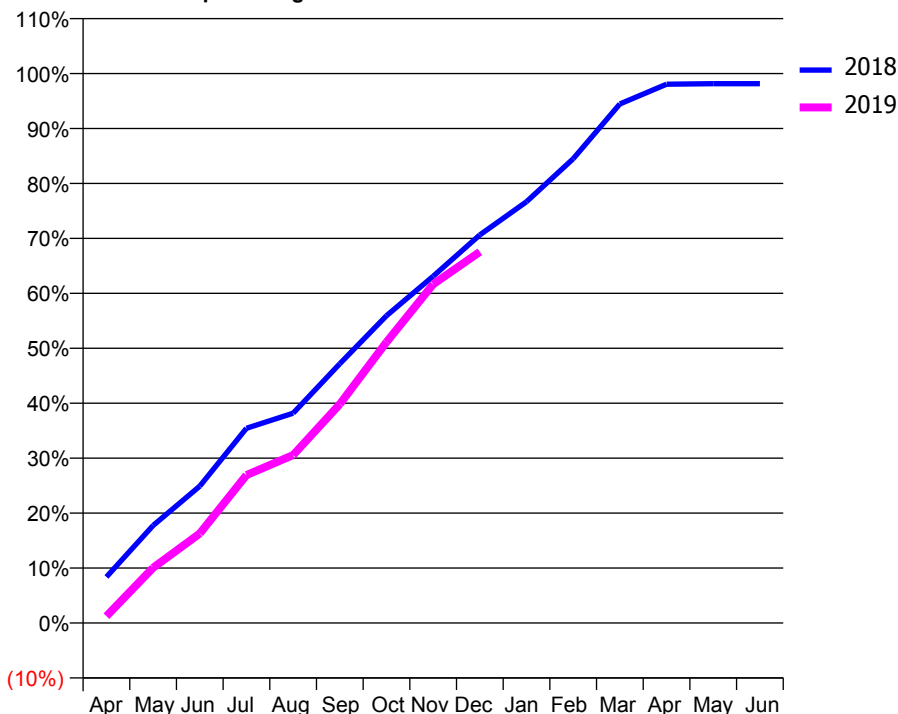
ACCESS*

Patients seen in 24 months	Total	Change since previous quarter
Quarter ending December 2017	2,206	
Quarter ending March 2018	2,228	→
Quarter ending June 2018	2,251	→
Quarter ending September 2018	2,248	→
Quarter ending December 2018	2,251	→
Variance since December 2017	2.0%	↑



ACTIVITY

Cumulative percentage of contracted UDA delivered 2018 & 2019



Month	Adjusted Scheduled Activity (UDA)	
	2018	2019
April	597	90
May	1,266	717
June	1,775	1,161
July	2,526	1,919
August	2,720	2,179
September	3,362	2,839
October	3,986	3,643
November	4,497	4,394
December	5,033	4,813
January	5,463	
February	6,020	
March	6,731	
April	6,988	
May	6,994	
June	6,994	

QUALITY

	Quantity	Base Number	Contract	AT	Region	England
% of FP17s for the same patient ID Re-attending within 3 months - Children	40	636	6.3%	10.7%	11.8%	11.8%
% of FP17s for the same patient ID Re-attending within 3 months - Adults	227	1,545	14.7%	15.9%	16.7%	15.6%
% of FP17s for the same patient ID Re-attending between 3 & 9 months - Children	373	636	58.6%	44.8%	48.6%	58.8%
% of FP17s for the same patient ID Re-attending between 3 & 9 months - Adults	695	1,545	45.0%	37.0%	39.1%	51.0%
% of FP17s for Band 1 Urgent Courses	155	2,053	7.5%	10.9%	10.6%	9.0%
% of FP17s Relating to Free Repair or Replacements	6	2,053	0.3%	0.5%	0.5%	0.8%
% of FP17s Relating to Continuations	31	2,053	1.5%	0.7%	0.7%	0.9%
% of Patients satisfied with the dentistry they have received	1	1	N/A	90.9%	90.2%	93.2%
% of Patients satisfied with the time they had to wait for an appointment	1	1	N/A	82.1%	85.0%	88.3%

* This is based on patients treated on this contract for their most recent course of treatment. Figures in italics indicate the base number of FP17s or Patient Questionnaire responses are less than 100. N/A is shown where the base number of responses is less than 10 during the period. % is calculated as Quantity/Base number*100

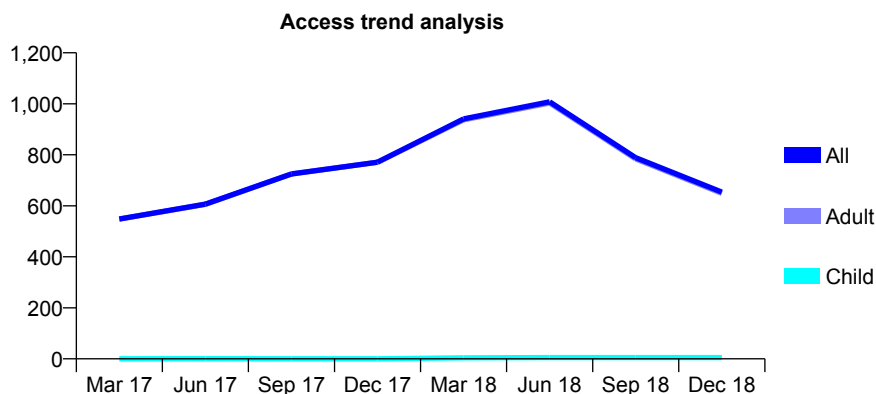
Q61 - Vital Signs At a Glance Contract Report for 832391/0002 - December 2018

Name or company name	MR M TORZ
Contract type name	PDS Contract
Purpose of contract	General
Contract start date	01/04/2006
Contract end date	31/08/2018

18/19 Contracted general activity (UDA)	592
Carry forward general activity (UDA)	159
18/19 Contracted orthodontic activity (UOA)	0
Carry forward orthodontic activity (UOA)	0
Baseline contract value	£39,389.23

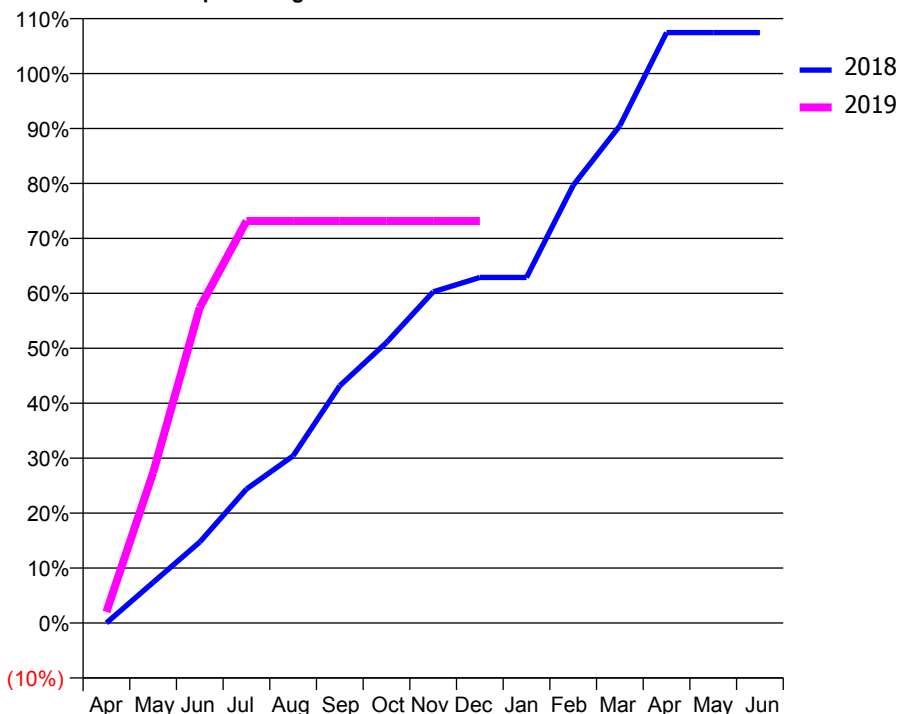
ACCESS*

Patients seen in 24 months	Total	Change since previous quarter
Quarter ending December 2017	771	
Quarter ending March 2018	941	↑
Quarter ending June 2018	1,008	↑
Quarter ending September 2018	789	↓
Quarter ending December 2018	654	↓
Variance since December 2017	(15.2%)	↓



ACTIVITY

Cumulative percentage of contracted UDA delivered 2018 & 2019



Month	Adjusted Scheduled Activity (UDA)	
	2018	2019
April	0	12
May	158	162
June	315	340
July	521	433
August	650	433
September	923	433
October	1,091	433
November	1,288	433
December	1,344	433
January	1,344	
February	1,702	
March	1,934	
April	2,296	
May	2,296	
June	2,296	

QUALITY

	Quantity	Base Number	Contract	AT	Region	England
% of FP17s for the same patient ID Re-attending within 3 months - Children	0	6	0.0%	10.7%	11.8%	11.8%
% of FP17s for the same patient ID Re-attending within 3 months - Adults	0	346	0.0%	15.9%	16.7%	15.6%
% of FP17s for the same patient ID Re-attending between 3 & 9 months - Children	0	6	0.0%	44.8%	48.6%	58.8%
% of FP17s for the same patient ID Re-attending between 3 & 9 months - Adults	1	346	0.3%	37.0%	39.1%	51.0%
% of FP17s for Band 1 Urgent Courses	0	218	0.0%	10.9%	10.6%	9.0%
% of FP17s Relating to Free Repair or Replacements	0	218	0.0%	0.5%	0.5%	0.8%
% of FP17s Relating to Continuations	0	218	0.0%	0.7%	0.7%	0.9%
% of Patients satisfied with the dentistry they have received	0	0	N/A	90.9%	90.2%	93.2%
% of Patients satisfied with the time they had to wait for an appointment	0	0	N/A	82.1%	85.0%	88.3%

* This is based on patients treated on this contract for their most recent course of treatment. Figures in italics indicate the base number of FP17s or Patient Questionnaire responses are less than 100. N/A is shown where the base number of responses is less than 10 during the period. % is calculated as Quantity/Base number*100

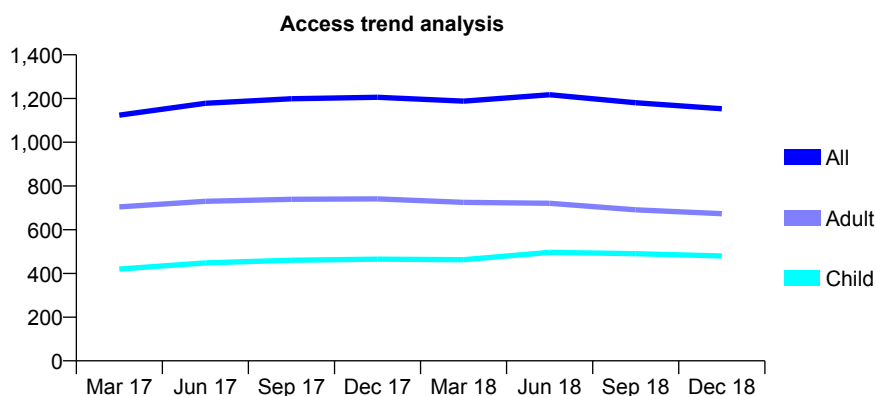
Q61 - Vital Signs At a Glance Contract Report for 839167/0001 - December 2018

Name or company name	Promenade Dental Practice
Contract type name	GDS Contract
Purpose of contract	General
Contract start date	01/04/2006
Contract end date	

18/19 Contracted general activity (UDA)	1,992
Carry forward general activity (UDA)	-40
18/19 Contracted orthodontic activity (UOA)	0
Carry forward orthodontic activity (UOA)	0
Baseline contract value	£63,481.76

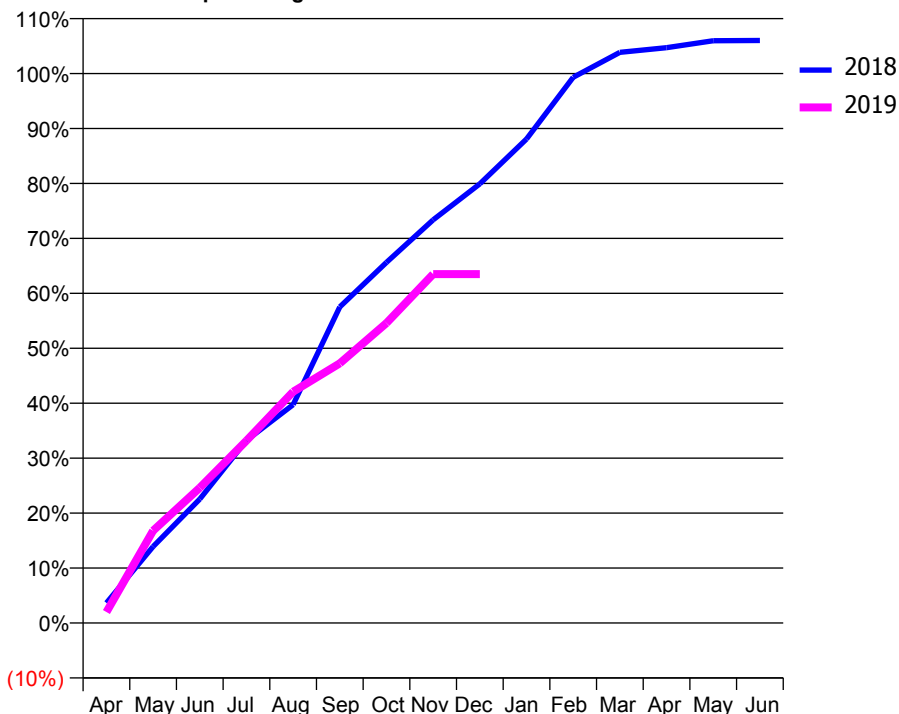
ACCESS*

Patients seen in 24 months	Total	Change since previous quarter
Quarter ending December 2017	1,206	
Quarter ending March 2018	1,188	↓
Quarter ending June 2018	1,217	↑
Quarter ending September 2018	1,181	↓
Quarter ending December 2018	1,153	↓
Variance since December 2017	(4.4%)	↓



ACTIVITY

Cumulative percentage of contracted UDA delivered 2018 & 2019



Adjusted Scheduled Activity (UDA)		
Month	2018	2019
April	73	40
May	277	335
June	449	491
July	662	661
August	792	839
September	1,146	942
October	1,307	1,088
November	1,461	1,265
December	1,592	1,265
January	1,755	
February	1,978	
March	2,069	
April	2,085	
May	2,111	
June	2,112	

QUALITY

	Quantity	Base Number	Contract	AT	Region	England
% of FP17s for the same patient ID Re-attending within 3 months - Children	30	388	7.7%	10.7%	11.8%	11.8%
% of FP17s for the same patient ID Re-attending within 3 months - Adults	37	418	8.9%	15.9%	16.7%	15.6%
% of FP17s for the same patient ID Re-attending between 3 & 9 months - Children	162	388	41.8%	44.8%	48.6%	58.8%
% of FP17s for the same patient ID Re-attending between 3 & 9 months - Adults	174	418	41.6%	37.0%	39.1%	51.0%
% of FP17s for Band 1 Urgent Courses	61	758	8.0%	10.9%	10.6%	9.0%
% of FP17s Relating to Free Repair or Replacements	0	758	0.0%	0.5%	0.5%	0.8%
% of FP17s Relating to Continuations	2	758	0.3%	0.7%	0.7%	0.9%
% of Patients satisfied with the dentistry they have received	0	0	N/A	90.9%	90.2%	93.2%
% of Patients satisfied with the time they had to wait for an appointment	0	0	N/A	82.1%	85.0%	88.3%

* This is based on patients treated on this contract for their most recent course of treatment. Figures in italics indicate the base number of FP17s or Patient Questionnaire responses are less than 100. N/A is shown where the base number of responses is less than 10 during the period. % is calculated as Quantity/Base number*100

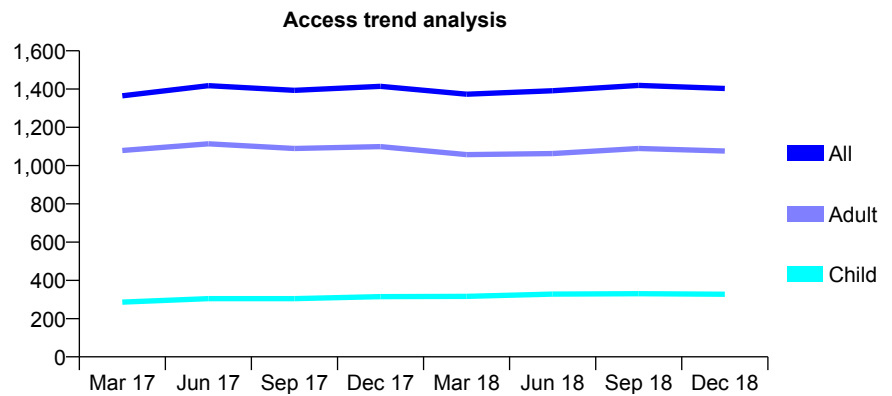
Q61 - Vital Signs At a Glance Contract Report for 839779/0001 - December 2018

Name or company name	MR M SIMYAB
Contract type name	GDS Contract
Purpose of contract	General
Contract start date	01/04/2006
Contract end date	

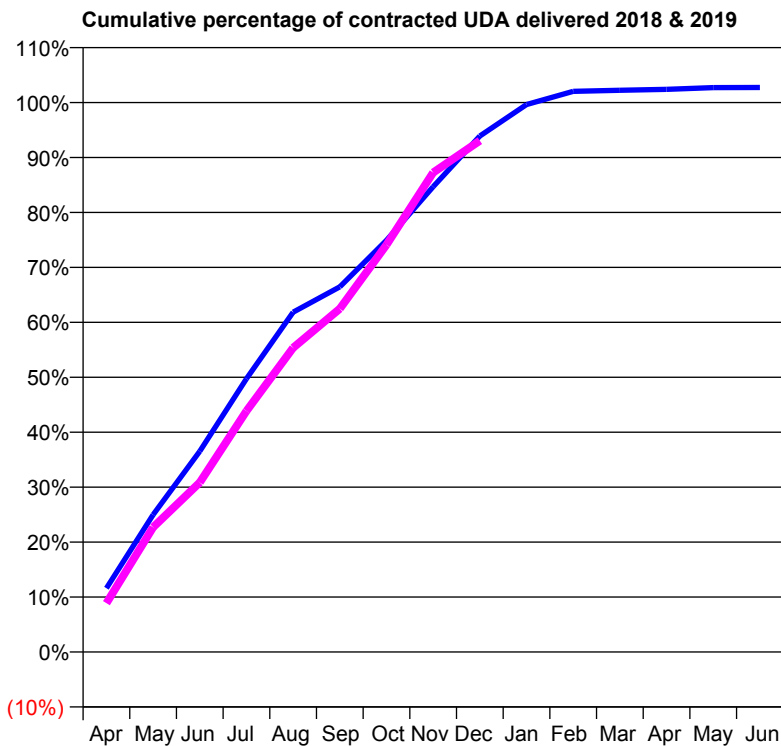
18/19 Contracted general activity (UDA)	3,780
Carry forward general activity (UDA)	-76
18/19 Contracted orthodontic activity (UOA)	0
Carry forward orthodontic activity (UOA)	0
Baseline contract value	£140,177.18

ACCESS*

Patients seen in 24 months	Total	Change since previous quarter
Quarter ending December 2017	1,414	
Quarter ending March 2018	1,373	↓
Quarter ending June 2018	1,391	→
Quarter ending September 2018	1,419	↑
Quarter ending December 2018	1,403	↓
Variance since December 2017	(0.8%)	→



ACTIVITY



Adjusted Scheduled Activity (UDA)		
Month	2018	2019
April	439	336
May	944	858
June	1,381	1,166
July	1,880	1,658
August	2,337	2,093
September	2,512	2,362
October	2,832	2,801
November	3,201	3,298
December	3,549	3,517
January	3,766	
February	3,857	
March	3,864	
April	3,870	
May	3,882	
June	3,883	

QUALITY

	Quantity	Base Number	Contract	AT	Region	England
% of FP17s for the same patient ID Re-attending within 3 months - Children	28	302	9.3%	10.7%	11.8%	11.8%
% of FP17s for the same patient ID Re-attending within 3 months - Adults	153	987	15.5%	15.9%	16.7%	15.6%
% of FP17s for the same patient ID Re-attending between 3 & 9 months - Children	80	302	26.5%	44.8%	48.6%	58.8%
% of FP17s for the same patient ID Re-attending between 3 & 9 months - Adults	326	987	33.0%	37.0%	39.1%	51.0%
% of FP17s for Band 1 Urgent Courses	137	1,267	10.8%	10.9%	10.6%	9.0%
% of FP17s Relating to Free Repair or Replacements	0	1,267	0.0%	0.5%	0.5%	0.8%
% of FP17s Relating to Continuations	51	1,267	4.0%	0.7%	0.7%	0.9%
% of Patients satisfied with the dentistry they have received	0	0	N/A	90.9%	90.2%	93.2%
% of Patients satisfied with the time they had to wait for an appointment	0	0	N/A	82.1%	85.0%	88.3%

* This is based on patients treated on this contract for their most recent course of treatment. Figures in italics indicate the base number of FP17s or Patient Questionnaire responses are less than 100. N/A is shown where the base number of responses is less than 10 during the period. % is calculated as Quantity/Base number*100

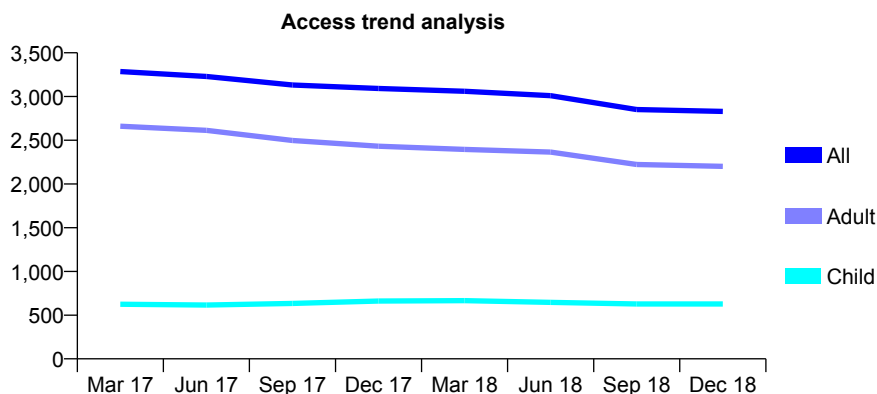
Q61 - Vital Signs At a Glance Contract Report for 841242/0001 - December 2018

Name or company name	MRS O SULAIMAN
Contract type name	GDS Contract
Purpose of contract	General
Contract start date	01/04/2006
Contract end date	

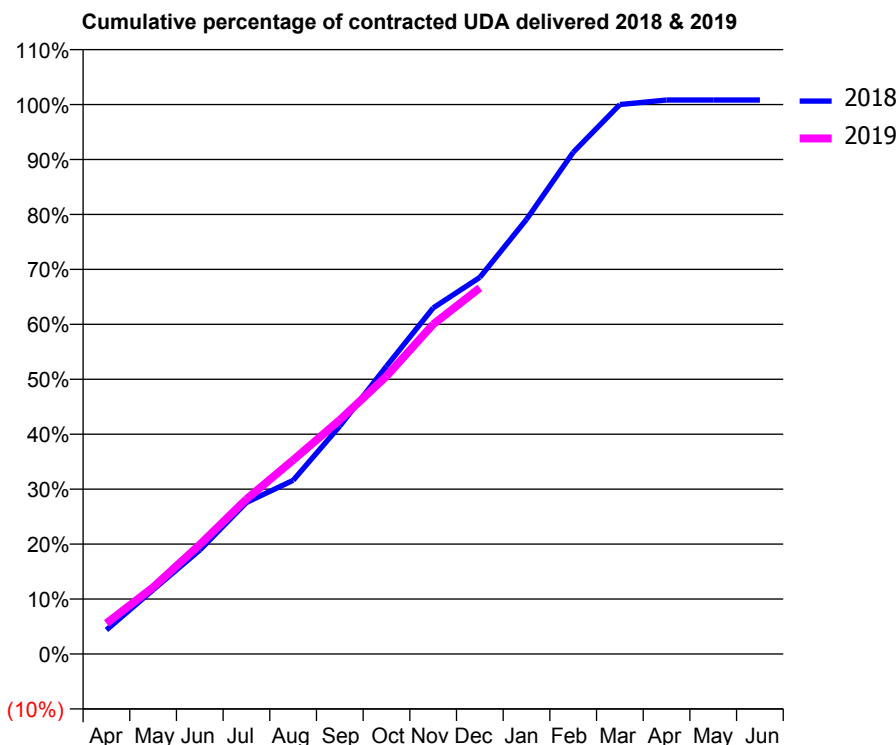
18/19 Contracted general activity (UDA)	6,663
Carry forward general activity (UDA)	-55
18/19 Contracted orthodontic activity (UOA)	0
Carry forward orthodontic activity (UOA)	0
Baseline contract value	£190,471.02

ACCESS*

Patients seen in 24 months	Total	Change since previous quarter
Quarter ending December 2017	3,092	
Quarter ending March 2018	3,060	↓
Quarter ending June 2018	3,010	↓
Quarter ending September 2018	2,851	↓
Quarter ending December 2018	2,829	→
Variance since December 2017	(8.5%)	↓



ACTIVITY



Month	Adjusted Scheduled Activity (UDA)	
	2018	2019
April	292	372
May	779	809
June	1,261	1,326
July	1,838	1,878
August	2,107	2,352
September	2,764	2,838
October	3,490	3,369
November	4,197	3,997
December	4,567	4,439
January	5,270	
February	6,083	
March	6,662	
April	6,718	
May	6,718	
June	6,718	

QUALITY

	Quantity	Base Number	Contract	AT	Region	England
% of FP17s for the same patient ID Re-attending within 3 months - Children	94	622	15.1%	10.7%	11.8%	11.8%
% of FP17s for the same patient ID Re-attending within 3 months - Adults	183	1,529	12.0%	15.9%	16.7%	15.6%
% of FP17s for the same patient ID Re-attending between 3 & 9 months - Children	290	622	46.6%	44.8%	48.6%	58.8%
% of FP17s for the same patient ID Re-attending between 3 & 9 months - Adults	542	1,529	35.4%	37.0%	39.1%	51.0%
% of FP17s for Band 1 Urgent Courses	192	2,129	9.0%	10.9%	10.6%	9.0%
% of FP17s Relating to Free Repair or Replacements	0	2,129	0.0%	0.5%	0.5%	0.8%
% of FP17s Relating to Continuations	4	2,129	0.2%	0.7%	0.7%	0.9%
% of Patients satisfied with the dentistry they have received	1	1	N/A	90.9%	90.2%	93.2%
% of Patients satisfied with the time they had to wait for an appointment	0	1	N/A	82.1%	85.0%	88.3%

* This is based on patients treated on this contract for their most recent course of treatment. Figures in italics indicate the base number of FP17s or Patient Questionnaire responses are less than 100. N/A is shown where the base number of responses is less than 10 during the period. % is calculated as Quantity/Base number*100

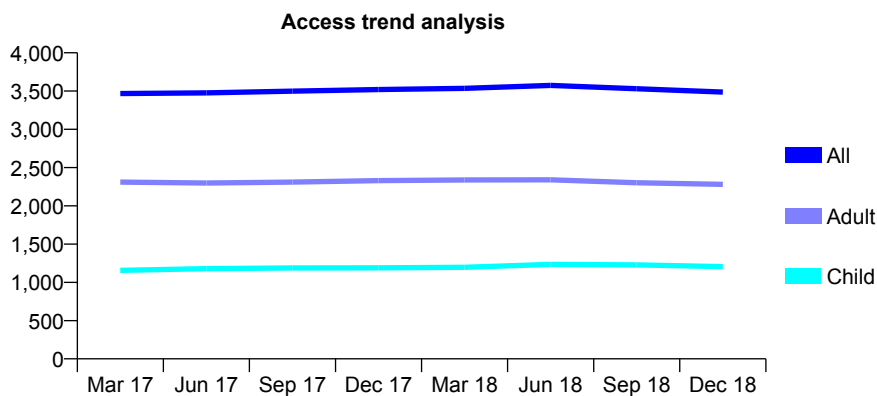
Q61 - Vital Signs At a Glance Contract Report for 841390/0001 - December 2018

Name or company name	MR AG PATEL
Contract type name	GDS Contract
Purpose of contract	General
Contract start date	01/04/2006
Contract end date	

18/19 Contracted general activity (UDA)	6,499
Carry forward general activity (UDA)	-126
18/19 Contracted orthodontic activity (UOA)	0
Carry forward orthodontic activity (UOA)	0
Baseline contract value	£188,580.62

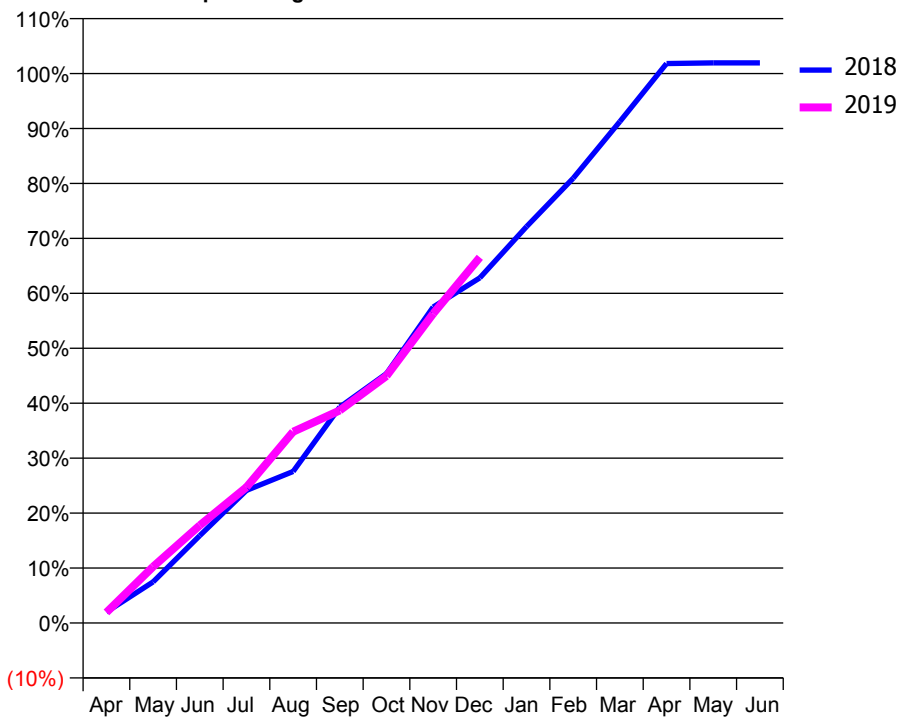
ACCESS*

Patients seen in 24 months	Total	Change since previous quarter
Quarter ending December 2017	3,519	
Quarter ending March 2018	3,535	→
Quarter ending June 2018	3,574	→
Quarter ending September 2018	3,530	↓
Quarter ending December 2018	3,486	↓
Variance since December 2017	(0.9%)	→



ACTIVITY

Cumulative percentage of contracted UDA delivered 2018 & 2019



Adjusted Scheduled Activity (UDA)		
Month	2018	2019
April	130	126
May	486	666
June	1,033	1,155
July	1,569	1,607
August	1,792	2,263
September	2,555	2,515
October	2,950	2,921
November	3,737	3,658
December	4,082	4,325
January	4,688	
February	5,260	
March	5,931	
April	6,617	
May	6,625	
June	6,625	

QUALITY

	Quantity	Base Number	Contract	AT	Region	England
% of FP17s for the same patient ID Re-attending within 3 months - Children	12	1,038	1.2%	10.7%	11.8%	11.8%
% of FP17s for the same patient ID Re-attending within 3 months - Adults	72	1,620	4.4%	15.9%	16.7%	15.6%
% of FP17s for the same patient ID Re-attending between 3 & 9 months - Children	488	1,038	47.0%	44.8%	48.6%	58.8%
% of FP17s for the same patient ID Re-attending between 3 & 9 months - Adults	692	1,620	42.7%	37.0%	39.1%	51.0%
% of FP17s for Band 1 Urgent Courses	7	2,374	0.3%	10.9%	10.6%	9.0%
% of FP17s Relating to Free Repair or Replacements	6	2,374	0.3%	0.5%	0.5%	0.8%
% of FP17s Relating to Continuations	7	2,374	0.3%	0.7%	0.7%	0.9%
% of Patients satisfied with the dentistry they have received	0	0	N/A	90.9%	90.2%	93.2%
% of Patients satisfied with the time they had to wait for an appointment	0	0	N/A	82.1%	85.0%	88.3%

* This is based on patients treated on this contract for their most recent course of treatment. Figures in italics indicate the base number of FP17s or Patient Questionnaire responses are less than 100. N/A is shown where the base number of responses is less than 10 during the period. % is calculated as Quantity/Base number*100

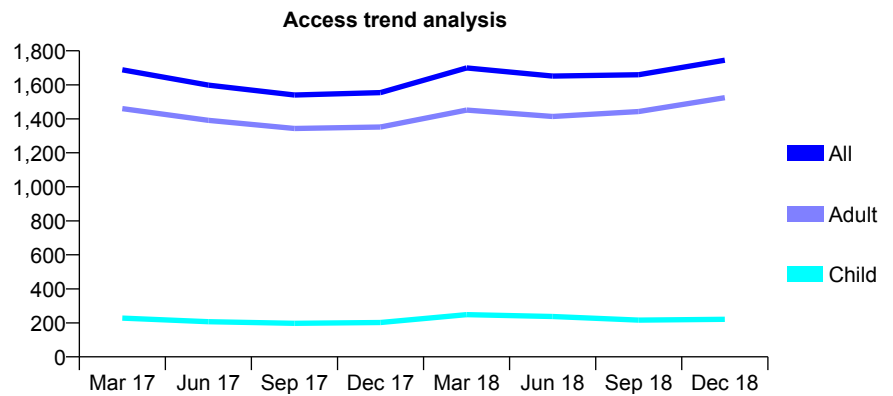
Q61 - Vital Signs At a Glance Contract Report for 841463/0001 - December 2018

Name or company name	MR H TOSI
Contract type name	GDS Contract
Purpose of contract	General
Contract start date	01/04/2006
Contract end date	

18/19 Contracted general activity (UDA)	3,786
Carry forward general activity (UDA)	-45
18/19 Contracted orthodontic activity (UOA)	0
Carry forward orthodontic activity (UOA)	0
Baseline contract value	£197,136.34

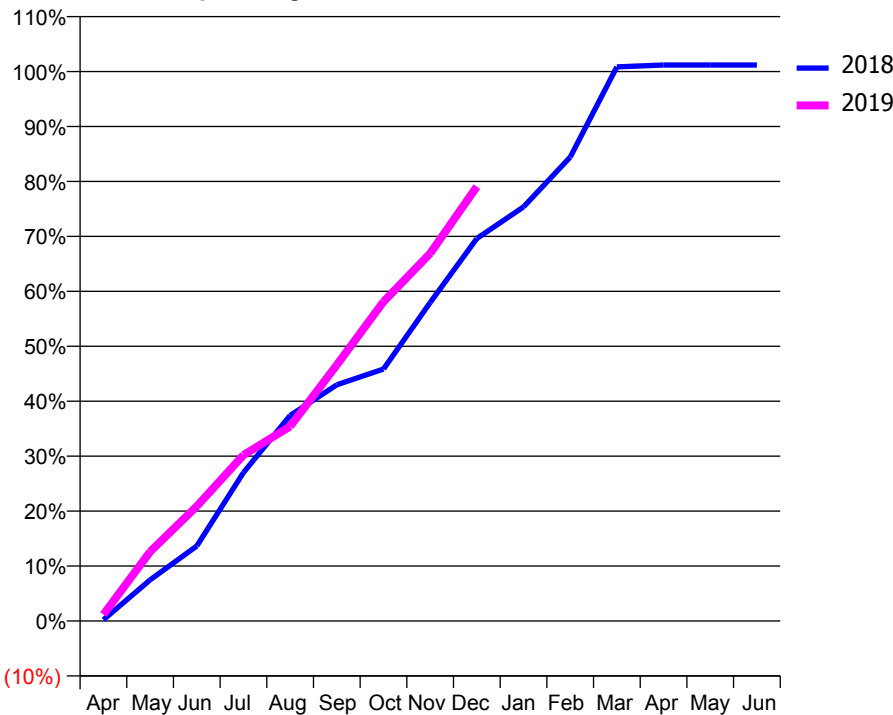
ACCESS*

Patients seen in 24 months	Total	Change since previous quarter
Quarter ending December 2017	1,554	
Quarter ending March 2018	1,699	↑
Quarter ending June 2018	1,651	↓
Quarter ending September 2018	1,659	→
Quarter ending December 2018	1,745	↑
Variance since December 2017	12.3%	↑



ACTIVITY

Cumulative percentage of contracted UDA delivered 2018 & 2019



Month	Adjusted Scheduled Activity (UDA)	
	2018	2019
April	9	45
May	283	477
June	517	791
July	1,023	1,143
August	1,416	1,341
September	1,627	1,764
October	1,736	2,200
November	2,194	2,532
December	2,636	2,993
January	2,853	
February	3,196	
March	3,818	
April	3,831	
May	3,831	
June	3,831	

QUALITY

	Quantity	Base Number	Contract	AT	Region	England
% of FP17s for the same patient ID Re-attending within 3 months - Children	6	131	4.6%	10.7%	11.8%	11.8%
% of FP17s for the same patient ID Re-attending within 3 months - Adults	112	1,095	10.2%	15.9%	16.7%	15.6%
% of FP17s for the same patient ID Re-attending between 3 & 9 months - Children	34	131	26.0%	44.8%	48.6%	58.8%
% of FP17s for the same patient ID Re-attending between 3 & 9 months - Adults	220	1,095	20.1%	37.0%	39.1%	51.0%
% of FP17s for Band 1 Urgent Courses	218	1,224	17.8%	10.9%	10.6%	9.0%
% of FP17s Relating to Free Repair or Replacements	0	1,224	0.0%	0.5%	0.5%	0.8%
% of FP17s Relating to Continuations	2	1,224	0.2%	0.7%	0.7%	0.9%
% of Patients satisfied with the dentistry they have received	0	0	N/A	90.9%	90.2%	93.2%
% of Patients satisfied with the time they had to wait for an appointment	0	0	N/A	82.1%	85.0%	88.3%

* This is based on patients treated on this contract for their most recent course of treatment. Figures in italics indicate the base number of FP17s or Patient Questionnaire responses are less than 100. N/A is shown where the base number of responses is less than 10 during the period. % is calculated as Quantity/Base number*100

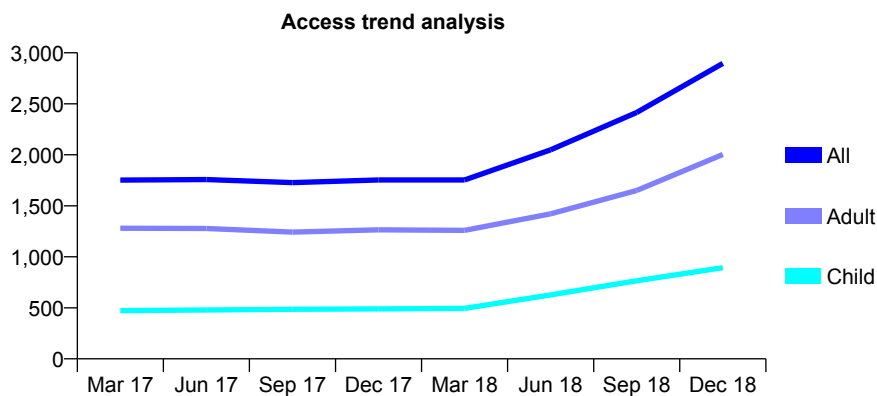
Q61 - Vital Signs At a Glance Contract Report for 842567/0001 - December 2018

Name or company name	MR P PATEL
Contract type name	GDS Contract
Purpose of contract	General
Contract start date	01/04/2006
Contract end date	

18/19 Contracted general activity (UDA)	10,481
Carry forward general activity (UDA)	-142
18/19 Contracted orthodontic activity (UOA)	0
Carry forward orthodontic activity (UOA)	0
Baseline contract value	£287,463.33

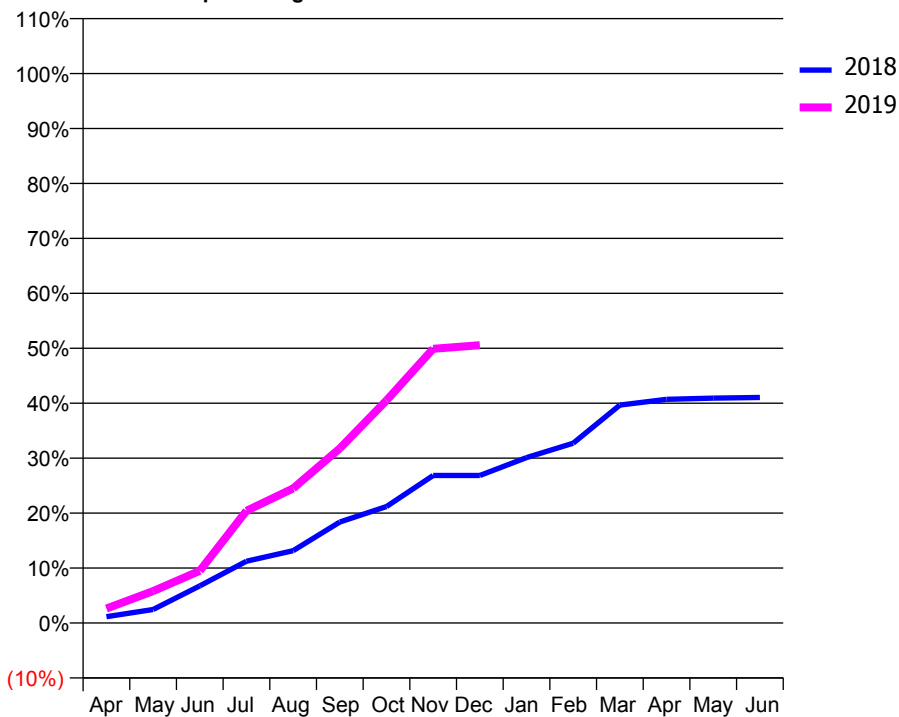
ACCESS*

Patients seen in 24 months	Total	Change since previous quarter
Quarter ending December 2017	1,754	
Quarter ending March 2018	1,754	→
Quarter ending June 2018	2,049	↑
Quarter ending September 2018	2,415	↑
Quarter ending December 2018	2,896	↑
Variance since December 2017	65.1%	↑



ACTIVITY

Cumulative percentage of contracted UDA delivered 2018 & 2019



Month	Adjusted Scheduled Activity (UDA)	
	2018	2019
April	122	275
May	257	610
June	707	995
July	1,178	2,140
August	1,379	2,568
September	1,926	3,330
October	2,221	4,247
November	2,813	5,230
December	2,813	5,300
January	3,155	
February	3,430	
March	4,156	
April	4,267	
May	4,288	
June	4,301	

QUALITY

	Quantity	Base Number	Contract	AT	Region	England
% of FP17s for the same patient ID Re-attending within 3 months - Children	34	825	4.1%	10.7%	11.8%	11.8%
% of FP17s for the same patient ID Re-attending within 3 months - Adults	141	1,695	8.3%	15.9%	16.7%	15.6%
% of FP17s for the same patient ID Re-attending between 3 & 9 months - Children	234	825	28.4%	44.8%	48.6%	58.8%
% of FP17s for the same patient ID Re-attending between 3 & 9 months - Adults	433	1,695	25.5%	37.0%	39.1%	51.0%
% of FP17s for Band 1 Urgent Courses	124	2,440	5.1%	10.9%	10.6%	9.0%
% of FP17s Relating to Free Repair or Replacements	11	2,440	0.5%	0.5%	0.5%	0.8%
% of FP17s Relating to Continuations	16	2,440	0.7%	0.7%	0.7%	0.9%
% of Patients satisfied with the dentistry they have received	2	2	N/A	90.9%	90.2%	93.2%
% of Patients satisfied with the time they had to wait for an appointment	2	2	N/A	82.1%	85.0%	88.3%

* This is based on patients treated on this contract for their most recent course of treatment. Figures in italics indicate the base number of FP17s or Patient Questionnaire responses are less than 100. N/A is shown where the base number of responses is less than 10 during the period. % is calculated as Quantity/Base number*100

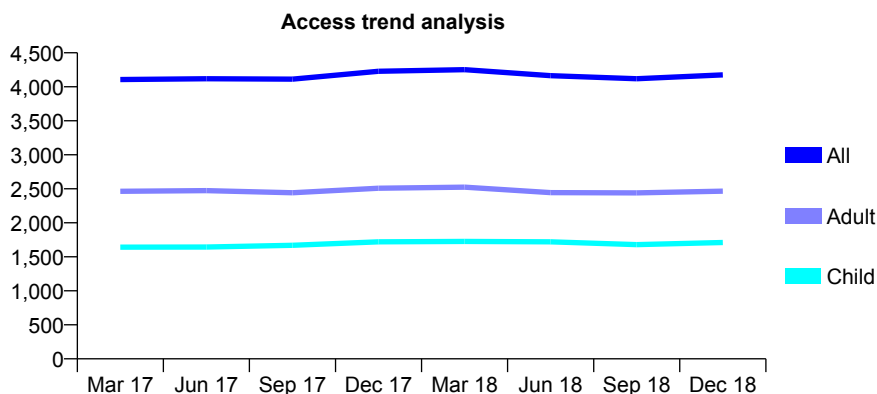
Q61 - Vital Signs At a Glance Contract Report for 842605/0001 - December 2018

Name or company name	MR GS UBHI
Contract type name	GDS Contract
Purpose of contract	General
Contract start date	01/04/2006
Contract end date	

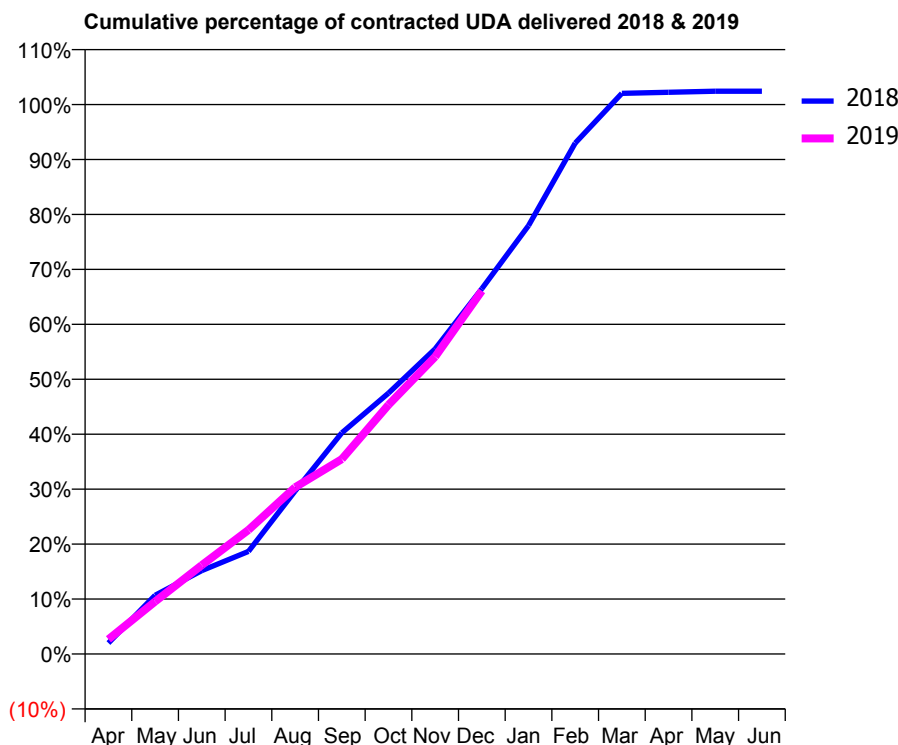
18/19 Contracted general activity (UDA)	12,053
Carry forward general activity (UDA)	-241
18/19 Contracted orthodontic activity (UOA)	0
Carry forward orthodontic activity (UOA)	0
Baseline contract value	£362,129.59

ACCESS*

Patients seen in 24 months	Total	Change since previous quarter
Quarter ending December 2017	4,229	
Quarter ending March 2018	4,251	→
Quarter ending June 2018	4,164	↓
Quarter ending September 2018	4,119	↓
Quarter ending December 2018	4,175	→
Variance since December 2017	(1.3%)	↓



ACTIVITY



Month	Adjusted Scheduled Activity (UDA)	
	2018	2019
April	241	324
May	1,288	1,152
June	1,829	1,948
July	2,250	2,722
August	3,576	3,659
September	4,851	4,274
October	5,723	5,465
November	6,693	6,520
December	8,012	7,965
January	9,397	
February	11,207	
March	12,298	
April	12,321	
May	12,345	
June	12,346	

QUALITY

	Quantity	Base Number	Contract	AT	Region	England
% of FP17s for the same patient ID Re-attending within 3 months - Children	134	1,402	9.6%	10.7%	11.8%	11.8%
% of FP17s for the same patient ID Re-attending within 3 months - Adults	231	1,670	13.8%	15.9%	16.7%	15.6%
% of FP17s for the same patient ID Re-attending between 3 & 9 months - Children	556	1,402	39.7%	44.8%	48.6%	58.8%
% of FP17s for the same patient ID Re-attending between 3 & 9 months - Adults	485	1,670	29.0%	37.0%	39.1%	51.0%
% of FP17s for Band 1 Urgent Courses	235	2,608	9.0%	10.9%	10.6%	9.0%
% of FP17s Relating to Free Repair or Replacements	0	2,608	0.0%	0.5%	0.5%	0.8%
% of FP17s Relating to Continuations	0	2,608	0.0%	0.7%	0.7%	0.9%
% of Patients satisfied with the dentistry they have received	1	1	N/A	90.9%	90.2%	93.2%
% of Patients satisfied with the time they had to wait for an appointment	1	1	N/A	82.1%	85.0%	88.3%

* This is based on patients treated on this contract for their most recent course of treatment. Figures in italics indicate the base number of FP17s or Patient Questionnaire responses are less than 100. N/A is shown where the base number of responses is less than 10 during the period. % is calculated as Quantity/Base number*100

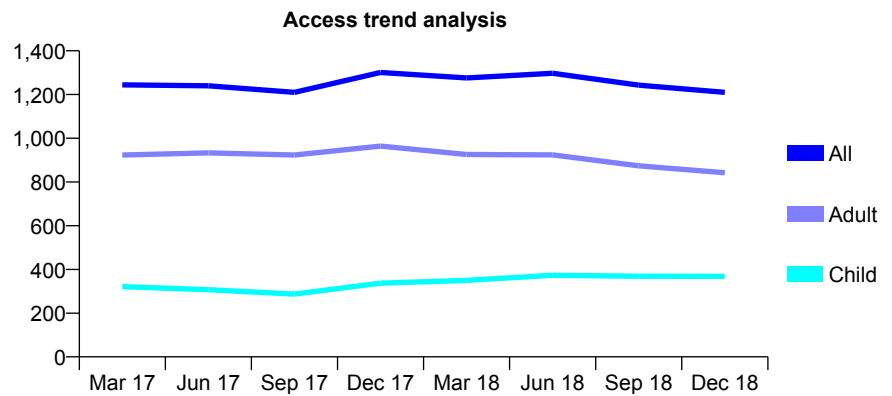
Q61 - Vital Signs At a Glance Contract Report for 843148/0002 - December 2018

Name or company name	MR SR MANAFI
Contract type name	GDS Contract
Purpose of contract	General
Contract start date	01/04/2006
Contract end date	

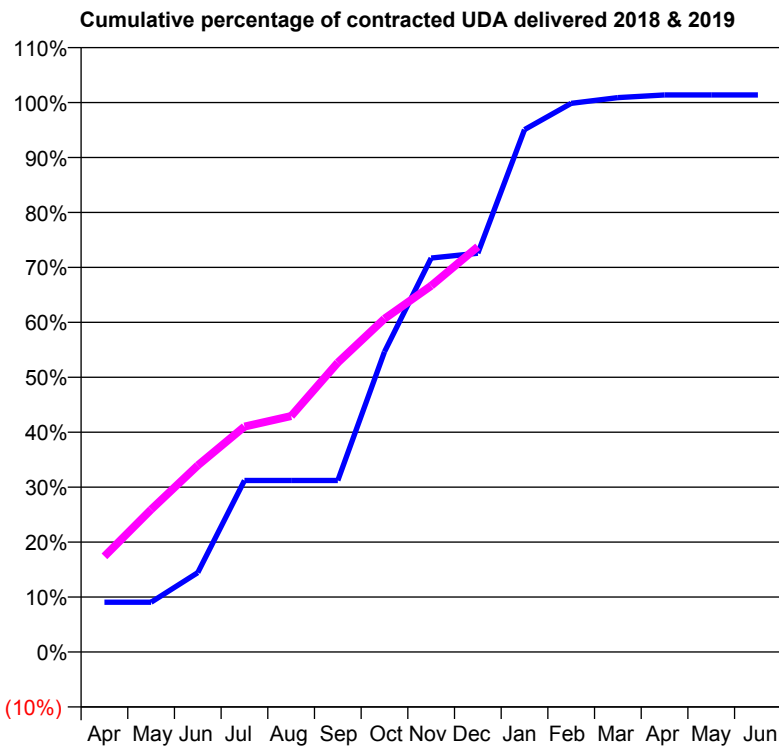
18/19 Contracted general activity (UDA)	4,613
Carry forward general activity (UDA)	-64
18/19 Contracted orthodontic activity (UOA)	0
Carry forward orthodontic activity (UOA)	0
Baseline contract value	£158,837.02

ACCESS*

Patients seen in 24 months	Total	Change since previous quarter
Quarter ending December 2017	1,301	
Quarter ending March 2018	1,276	↓
Quarter ending June 2018	1,297	→
Quarter ending September 2018	1,243	↓
Quarter ending December 2018	1,210	↓
Variance since December 2017	(7.0%)	↓



ACTIVITY



Month	Adjusted Scheduled Activity (UDA)	
	2018	2019
April	418	803
May	418	1,197
June	667	1,567
July	1,440	1,893
August	1,440	1,981
September	1,440	2,430
October	2,521	2,798
November	3,307	3,074
December	3,348	3,403
January	4,385	
February	4,606	
March	4,654	
April	4,677	
May	4,677	
June	4,677	

QUALITY

	Quantity	Base Number	Contract	AT	Region	England
% of FP17s for the same patient ID Re-attending within 3 months - Children	43	369	11.7%	10.7%	11.8%	11.8%
% of FP17s for the same patient ID Re-attending within 3 months - Adults	78	562	13.9%	15.9%	16.7%	15.6%
% of FP17s for the same patient ID Re-attending between 3 & 9 months - Children	178	369	48.2%	44.8%	48.6%	58.8%
% of FP17s for the same patient ID Re-attending between 3 & 9 months - Adults	187	562	33.3%	37.0%	39.1%	51.0%
% of FP17s for Band 1 Urgent Courses	110	909	12.1%	10.9%	10.6%	9.0%
% of FP17s Relating to Free Repair or Replacements	0	909	0.0%	0.5%	0.5%	0.8%
% of FP17s Relating to Continuations	10	909	1.1%	0.7%	0.7%	0.9%
% of Patients satisfied with the dentistry they have received	1	1	N/A	90.9%	90.2%	93.2%
% of Patients satisfied with the time they had to wait for an appointment	1	1	N/A	82.1%	85.0%	88.3%

* This is based on patients treated on this contract for their most recent course of treatment. Figures in italics indicate the base number of FP17s or Patient Questionnaire responses are less than 100. N/A is shown where the base number of responses is less than 10 during the period. % is calculated as Quantity/Base number*100

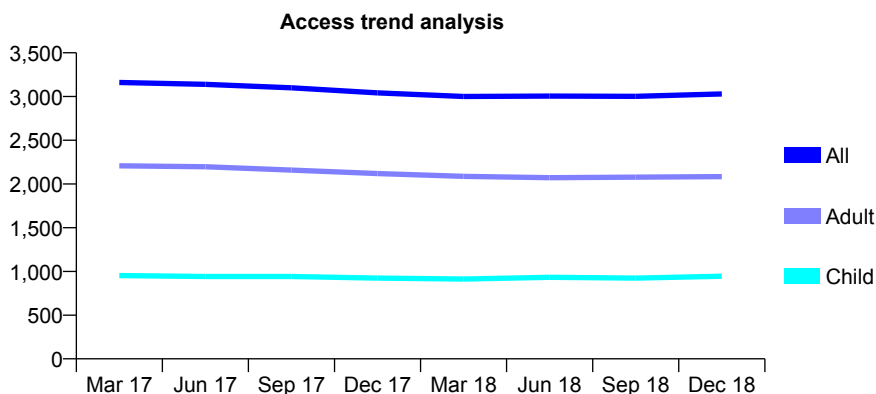
Q61 - Vital Signs At a Glance Contract Report for 843148/0003 - December 2018

Name or company name	MR SR MANAFI
Contract type name	GDS Contract
Purpose of contract	General
Contract start date	01/04/2006
Contract end date	

18/19 Contracted general activity (UDA)	9,676
Carry forward general activity (UDA)	-194
18/19 Contracted orthodontic activity (UOA)	0
Carry forward orthodontic activity (UOA)	0
Baseline contract value	£329,564.27

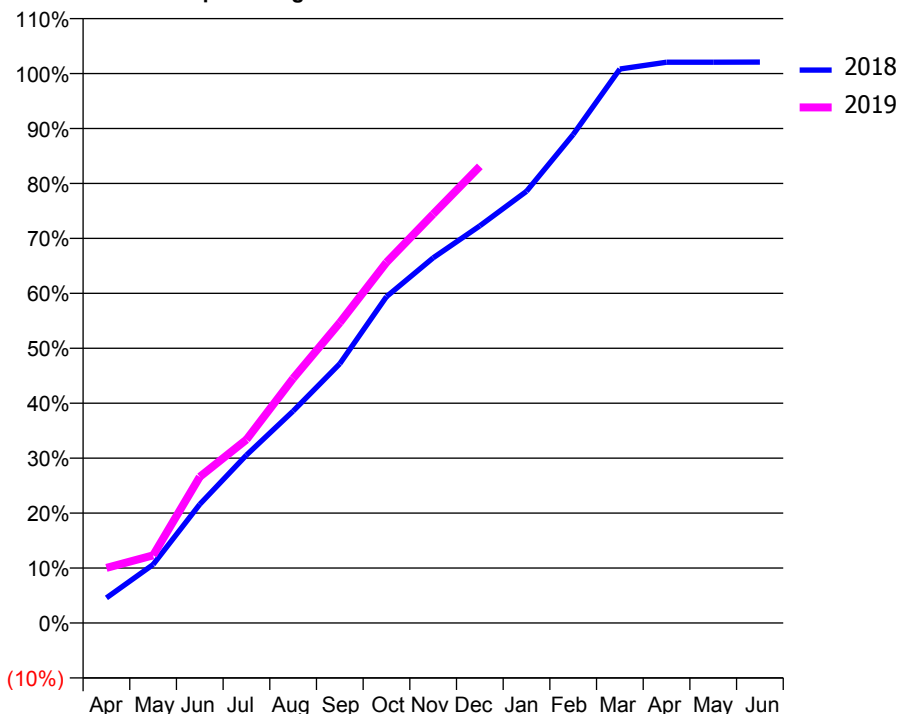
ACCESS*

Patients seen in 24 months	Total	Change since previous quarter
Quarter ending December 2017	3,042	
Quarter ending March 2018	3,000	↓
Quarter ending June 2018	3,005	→
Quarter ending September 2018	3,002	→
Quarter ending December 2018	3,029	→
Variance since December 2017	(0.4%)	→



ACTIVITY

Cumulative percentage of contracted UDA delivered 2018 & 2019



Month	Adjusted Scheduled Activity (UDA)	
	2018	2019
April	443	970
May	1,030	1,191
June	2,091	2,574
July	2,956	3,230
August	3,733	4,308
September	4,567	5,289
October	5,747	6,351
November	6,430	7,199
December	6,993	8,040
January	7,602	
February	8,601	
March	9,755	
April	9,874	
May	9,874	
June	9,878	

QUALITY

	Quantity	Base Number	Contract	AT	Region	England
% of FP17s for the same patient ID Re-attending within 3 months - Children	73	752	9.7%	10.7%	11.8%	11.8%
% of FP17s for the same patient ID Re-attending within 3 months - Adults	329	1,569	21.0%	15.9%	16.7%	15.6%
% of FP17s for the same patient ID Re-attending between 3 & 9 months - Children	229	752	30.5%	44.8%	48.6%	58.8%
% of FP17s for the same patient ID Re-attending between 3 & 9 months - Adults	377	1,569	24.0%	37.0%	39.1%	51.0%
% of FP17s for Band 1 Urgent Courses	472	2,262	20.9%	10.9%	10.6%	9.0%
% of FP17s Relating to Free Repair or Replacements	0	2,262	0.0%	0.5%	0.5%	0.8%
% of FP17s Relating to Continuations	22	2,262	1.0%	0.7%	0.7%	0.9%
% of Patients satisfied with the dentistry they have received	0	0	N/A	90.9%	90.2%	93.2%
% of Patients satisfied with the time they had to wait for an appointment	0	0	N/A	82.1%	85.0%	88.3%

* This is based on patients treated on this contract for their most recent course of treatment. Figures in italics indicate the base number of FP17s or Patient Questionnaire responses are less than 100. N/A is shown where the base number of responses is less than 10 during the period. % is calculated as Quantity/Base number*100

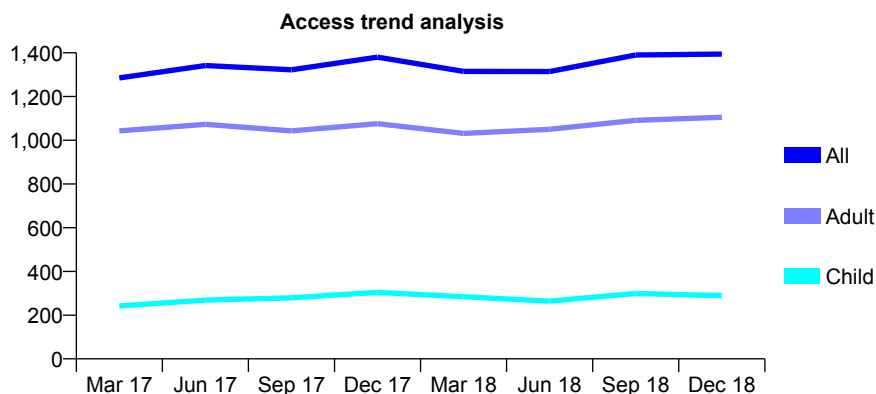
Q61 - Vital Signs At a Glance Contract Report for 843253/0001 - December 2018

Name or company name	MS AL DOBRE
Contract type name	GDS Contract
Purpose of contract	General
Contract start date	01/04/2006
Contract end date	

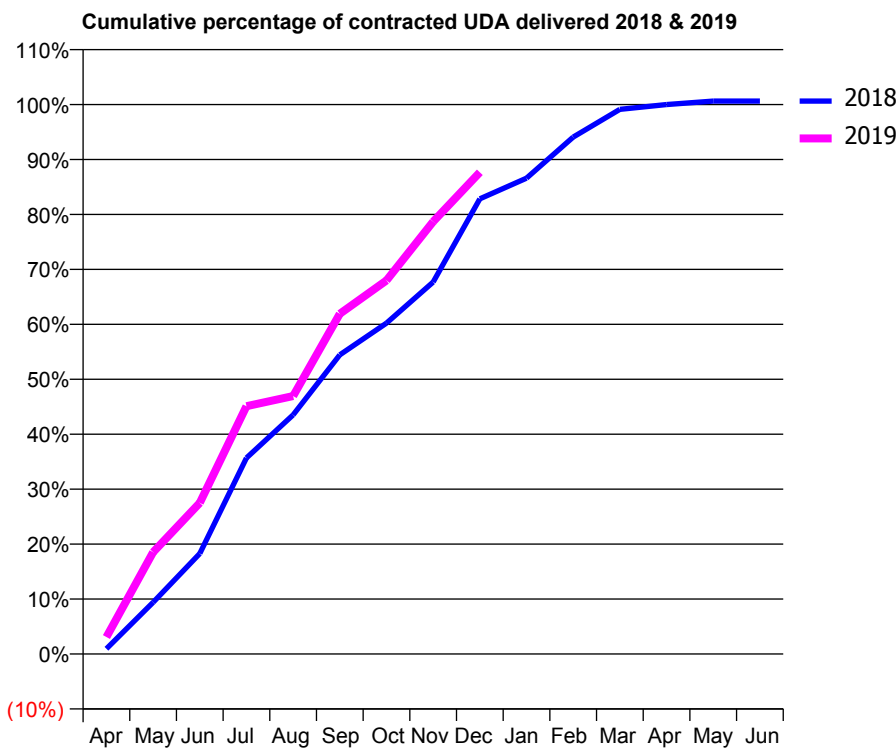
18/19 Contracted general activity (UDA)	3,786
Carry forward general activity (UDA)	-24
18/19 Contracted orthodontic activity (UOA)	0
Carry forward orthodontic activity (UOA)	0
Baseline contract value	£197,550.32

ACCESS*

Patients seen in 24 months	Total	Change since previous quarter
Quarter ending December 2017	1,380	
Quarter ending March 2018	1,315	↓
Quarter ending June 2018	1,314	→
Quarter ending September 2018	1,390	↑
Quarter ending December 2018	1,394	→
Variance since December 2017	1.0%	→



ACTIVITY



Month	Adjusted Scheduled Activity (UDA)	
	2018	2019
April	36	117
May	356	701
June	692	1,041
July	1,351	1,707
August	1,648	1,777
September	2,061	2,345
October	2,280	2,574
November	2,563	2,979
December	3,136	3,319
January	3,279	
February	3,562	
March	3,753	
April	3,786	
May	3,810	
June	3,810	

QUALITY

	Quantity	Base Number	Contract	AT	Region	England
% of FP17s for the same patient ID Re-attending within 3 months - Children	14	257	5.4%	10.7%	11.8%	11.8%
% of FP17s for the same patient ID Re-attending within 3 months - Adults	94	893	10.5%	15.9%	16.7%	15.6%
% of FP17s for the same patient ID Re-attending between 3 & 9 months - Children	62	257	24.1%	44.8%	48.6%	58.8%
% of FP17s for the same patient ID Re-attending between 3 & 9 months - Adults	155	893	17.4%	37.0%	39.1%	51.0%
% of FP17s for Band 1 Urgent Courses	169	1,142	14.8%	10.9%	10.6%	9.0%
% of FP17s Relating to Free Repair or Replacements	7	1,142	0.6%	0.5%	0.5%	0.8%
% of FP17s Relating to Continuations	6	1,142	0.5%	0.7%	0.7%	0.9%
% of Patients satisfied with the dentistry they have received	0	0	N/A	90.9%	90.2%	93.2%
% of Patients satisfied with the time they had to wait for an appointment	0	0	N/A	82.1%	85.0%	88.3%

* This is based on patients treated on this contract for their most recent course of treatment. Figures in italics indicate the base number of FP17s or Patient Questionnaire responses are less than 100. N/A is shown where the base number of responses is less than 10 during the period. % is calculated as Quantity/Base number*100

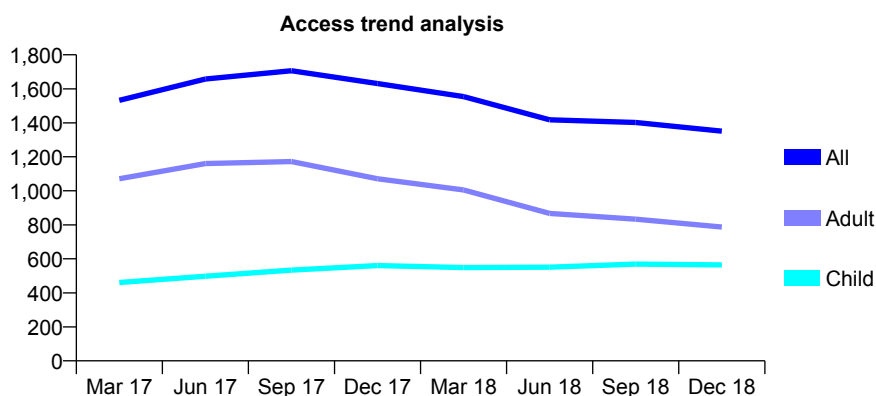
Q61 - Vital Signs At a Glance Contract Report for 845531/0001 - December 2018

Name or company name	MR J SHAH
Contract type name	GDS Contract
Purpose of contract	General
Contract start date	01/09/2015
Contract end date	

18/19 Contracted general activity (UDA)	7,427
Carry forward general activity (UDA)	-90
18/19 Contracted orthodontic activity (UOA)	0
Carry forward orthodontic activity (UOA)	0
Baseline contract value	£221,369.23

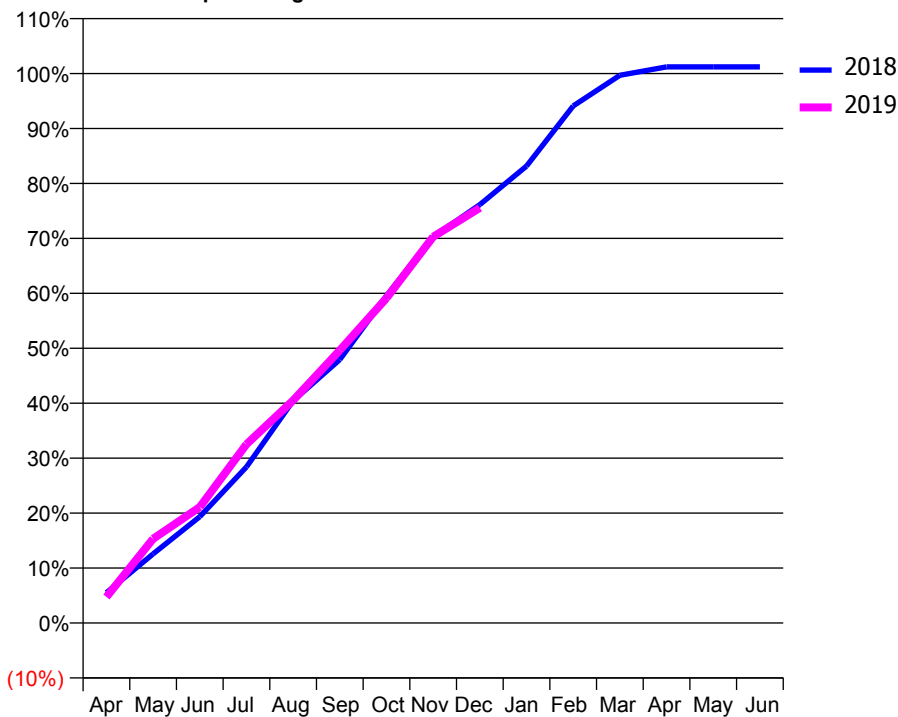
ACCESS*

Patients seen in 24 months	Total	Change since previous quarter
Quarter ending December 2017	1,631	
Quarter ending March 2018	1,554	↓
Quarter ending June 2018	1,418	↓
Quarter ending September 2018	1,402	↓
Quarter ending December 2018	1,351	↓
Variance since December 2017	(17.2%)	↓



ACTIVITY

Cumulative percentage of contracted UDA delivered 2018 & 2019



Month	Adjusted Scheduled Activity (UDA)	
	2018	2019
April	410	352
May	935	1,139
June	1,437	1,567
July	2,110	2,417
August	3,003	3,009
September	3,560	3,687
October	4,424	4,391
November	5,220	5,221
December	5,655	5,611
January	6,175	
February	6,989	
March	7,402	
April	7,517	
May	7,517	
June	7,517	

QUALITY

	Quantity	Base Number	Contract	AT	Region	England
% of FP17s for the same patient ID Re-attending within 3 months - Children	92	547	16.8%	10.7%	11.8%	11.8%
% of FP17s for the same patient ID Re-attending within 3 months - Adults	301	745	40.4%	15.9%	16.7%	15.6%
% of FP17s for the same patient ID Re-attending between 3 & 9 months - Children	199	547	36.4%	44.8%	48.6%	58.8%
% of FP17s for the same patient ID Re-attending between 3 & 9 months - Adults	170	745	22.8%	37.0%	39.1%	51.0%
% of FP17s for Band 1 Urgent Courses	259	1,250	20.7%	10.9%	10.6%	9.0%
% of FP17s Relating to Free Repair or Replacements	0	1,250	0.0%	0.5%	0.5%	0.8%
% of FP17s Relating to Continuations	15	1,250	1.2%	0.7%	0.7%	0.9%
% of Patients satisfied with the dentistry they have received	1	1	N/A	90.9%	90.2%	93.2%
% of Patients satisfied with the time they had to wait for an appointment	1	1	N/A	82.1%	85.0%	88.3%

* This is based on patients treated on this contract for their most recent course of treatment. Figures in italics indicate the base number of FP17s or Patient Questionnaire responses are less than 100. N/A is shown where the base number of responses is less than 10 during the period. % is calculated as Quantity/Base number*100

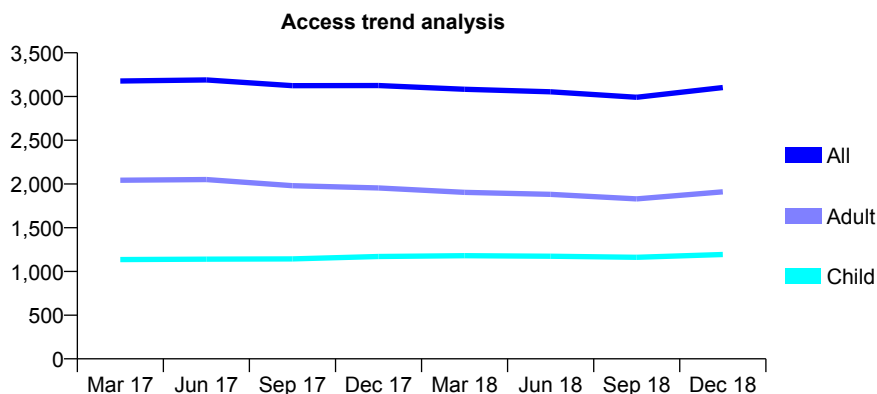
Q61 - Vital Signs At a Glance Contract Report for 847283/0001 - December 2018

Name or company name	MR SK MALIK
Contract type name	GDS Contract
Purpose of contract	General
Contract start date	01/04/2006
Contract end date	

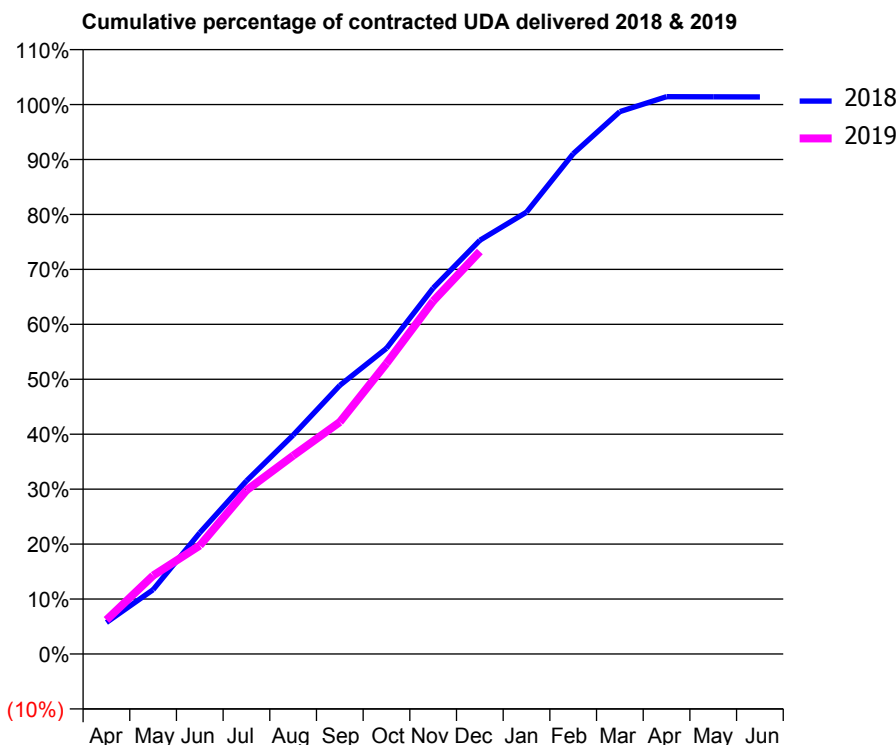
18/19 Contracted general activity (UDA)	5,694
Carry forward general activity (UDA)	-79
18/19 Contracted orthodontic activity (UOA)	0
Carry forward orthodontic activity (UOA)	0
Baseline contract value	£151,779.87

ACCESS*

Patients seen in 24 months	Total	Change since previous quarter
Quarter ending December 2017	3,125	
Quarter ending March 2018	3,083	↓
Quarter ending June 2018	3,054	→
Quarter ending September 2018	2,992	↓
Quarter ending December 2018	3,103	↑
Variance since December 2017	(0.7%)	→



ACTIVITY



Adjusted Scheduled Activity (UDA)		
Month	2018	2019
April	327	353
May	667	813
June	1,257	1,125
July	1,794	1,697
August	2,269	2,056
September	2,784	2,404
October	3,168	3,012
November	3,793	3,657
December	4,287	4,171
January	4,579	
February	5,183	
March	5,621	
April	5,775	
May	5,774	
June	5,773	

QUALITY

	Quantity	Base Number	Contract	AT	Region	England
% of FP17s for the same patient ID Re-attending within 3 months - Children	68	1,012	6.7%	10.7%	11.8%	11.8%
% of FP17s for the same patient ID Re-attending within 3 months - Adults	152	1,400	10.9%	15.9%	16.7%	15.6%
% of FP17s for the same patient ID Re-attending between 3 & 9 months - Children	420	1,012	41.5%	44.8%	48.6%	58.8%
% of FP17s for the same patient ID Re-attending between 3 & 9 months - Adults	480	1,400	34.3%	37.0%	39.1%	51.0%
% of FP17s for Band 1 Urgent Courses	178	1,852	9.6%	10.9%	10.6%	9.0%
% of FP17s Relating to Free Repair or Replacements	0	1,852	0.0%	0.5%	0.5%	0.8%
% of FP17s Relating to Continuations	15	1,852	0.8%	0.7%	0.7%	0.9%
% of Patients satisfied with the dentistry they have received	1	1	N/A	90.9%	90.2%	93.2%
% of Patients satisfied with the time they had to wait for an appointment	0	1	N/A	82.1%	85.0%	88.3%

* This is based on patients treated on this contract for their most recent course of treatment. Figures in italics indicate the base number of FP17s or Patient Questionnaire responses are less than 100. N/A is shown where the base number of responses is less than 10 during the period. % is calculated as Quantity/Base number*100

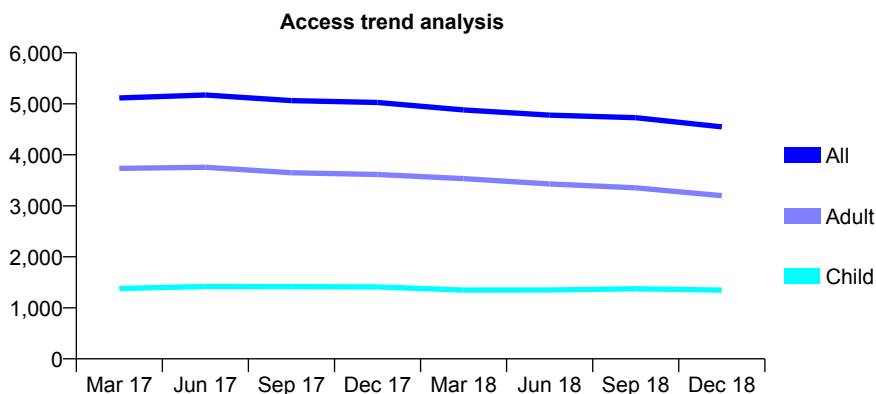
Q61 - Vital Signs At a Glance Contract Report for 853933/0001 - December 2018

Name or company name	MR M HASHEMI KHATOUN ABADI
Contract type name	GDS Contract
Purpose of contract	General
Contract start date	01/04/2006
Contract end date	

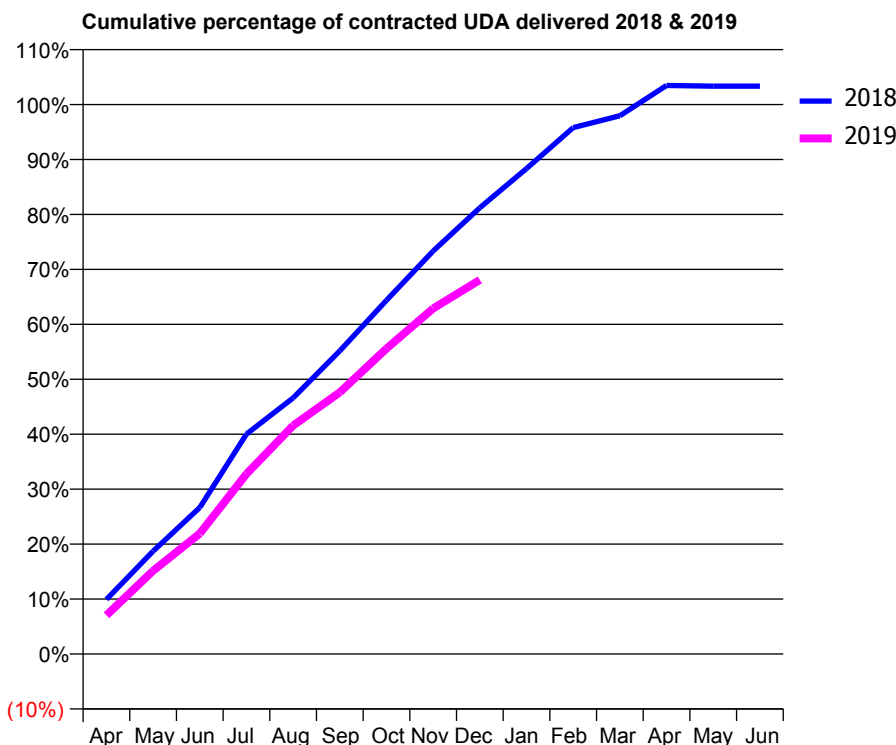
18/19 Contracted general activity (UDA)	12,854
Carry forward general activity (UDA)	-257
18/19 Contracted orthodontic activity (UOA)	0
Carry forward orthodontic activity (UOA)	0
Baseline contract value	£367,039.30

ACCESS*

Patients seen in 24 months	Total	Change since previous quarter
Quarter ending December 2017	5,025	
Quarter ending March 2018	4,881	↓
Quarter ending June 2018	4,779	↓
Quarter ending September 2018	4,729	↓
Quarter ending December 2018	4,547	↓
Variance since December 2017	(9.5%)	↓



ACTIVITY



Month	Adjusted Scheduled Activity (UDA)	
	2018	2019
April	1,277	906
May	2,407	1,949
June	3,426	2,818
July	5,145	4,214
August	5,992	5,344
September	7,092	6,121
October	8,273	7,146
November	9,428	8,084
December	10,438	8,751
January	11,354	
February	12,313	
March	12,590	
April	13,299	
May	13,283	
June	13,284	

QUALITY

	Quantity	Base Number	Contract	AT	Region	England
% of FP17s for the same patient ID Re-attending within 3 months - Children	81	1,389	5.8%	10.7%	11.8%	11.8%
% of FP17s for the same patient ID Re-attending within 3 months - Adults	418	3,117	13.4%	15.9%	16.7%	15.6%
% of FP17s for the same patient ID Re-attending between 3 & 9 months - Children	680	1,389	49.0%	44.8%	48.6%	58.8%
% of FP17s for the same patient ID Re-attending between 3 & 9 months - Adults	1,572	3,117	50.4%	37.0%	39.1%	51.0%
% of FP17s for Band 1 Urgent Courses	305	4,143	7.4%	10.9%	10.6%	9.0%
% of FP17s Relating to Free Repair or Replacements	124	4,143	3.0%	0.5%	0.5%	0.8%
% of FP17s Relating to Continuations	29	4,143	0.7%	0.7%	0.7%	0.9%
% of Patients satisfied with the dentistry they have received	2	2	N/A	90.9%	90.2%	93.2%
% of Patients satisfied with the time they had to wait for an appointment	2	2	N/A	82.1%	85.0%	88.3%

* This is based on patients treated on this contract for their most recent course of treatment. Figures in italics indicate the base number of FP17s or Patient Questionnaire responses are less than 100. N/A is shown where the base number of responses is less than 10 during the period. % is calculated as Quantity/Base number*100

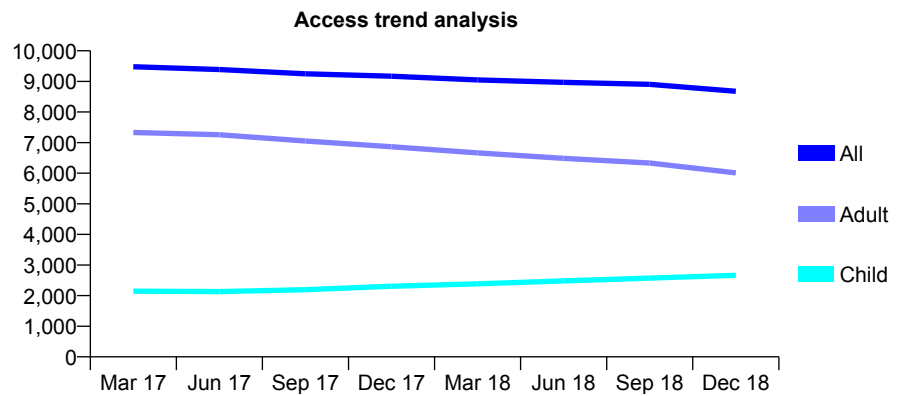
Q61 - Vital Signs At a Glance Contract Report for 85510/0001 - December 2018

Name or company name	MR MR MANBAJOOD
Contract type name	GDS Contract
Purpose of contract	General
Contract start date	01/04/2006
Contract end date	

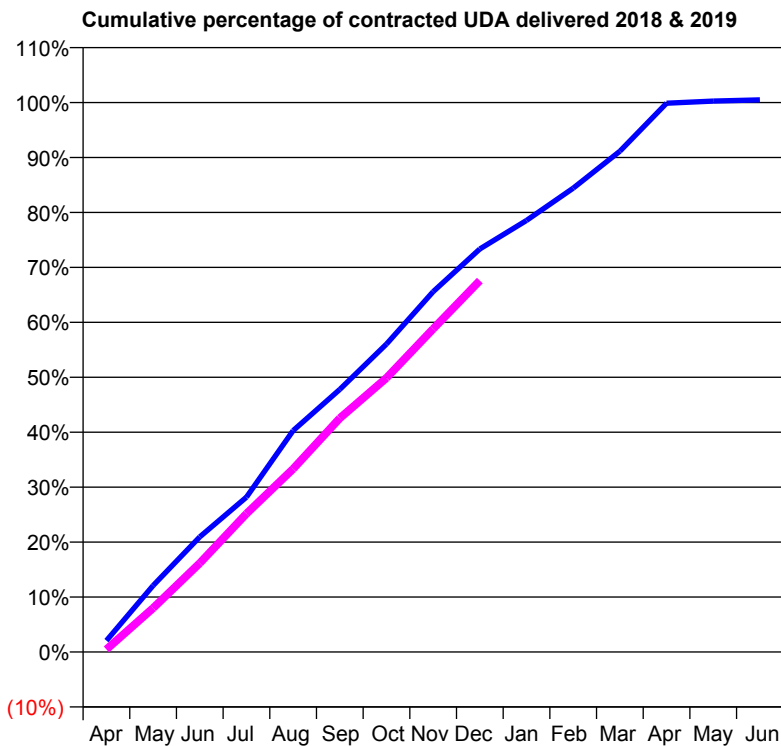
18/19 Contracted general activity (UDA)	23,411
Carry forward general activity (UDA)	-109
18/19 Contracted orthodontic activity (UOA)	0
Carry forward orthodontic activity (UOA)	0
Baseline contract value	£777,095.04

ACCESS*

Patients seen in 24 months	Total	Change since previous quarter
Quarter ending December 2017	9,169	
Quarter ending March 2018	9,049	↓
Quarter ending June 2018	8,968	→
Quarter ending September 2018	8,904	→
Quarter ending December 2018	8,678	↓
Variance since December 2017	(5.4%)	↓



ACTIVITY



Month	Adjusted Scheduled Activity (UDA)	
	2018	2019
April	487	109
May	2,833	1,871
June	4,908	3,787
July	6,600	5,895
August	9,436	7,801
September	11,189	9,962
October	13,120	11,679
November	15,355	13,768
December	17,169	15,827
January	18,390	
February	19,759	
March	21,334	
April	23,383	
May	23,469	
June	23,520	

QUALITY

	Quantity	Base Number	Contract	AT	Region	England
% of FP17s for the same patient ID Re-attending within 3 months - Children	161	2,142	7.5%	10.7%	11.8%	11.8%
% of FP17s for the same patient ID Re-attending within 3 months - Adults	631	3,686	17.1%	15.9%	16.7%	15.6%
% of FP17s for the same patient ID Re-attending between 3 & 9 months - Children	579	2,142	27.0%	44.8%	48.6%	58.8%
% of FP17s for the same patient ID Re-attending between 3 & 9 months - Adults	693	3,686	18.8%	37.0%	39.1%	51.0%
% of FP17s for Band 1 Urgent Courses	813	5,010	16.2%	10.9%	10.6%	9.0%
% of FP17s Relating to Free Repair or Replacements	1	5,010	0.0%	0.5%	0.5%	0.8%
% of FP17s Relating to Continuations	17	5,010	0.3%	0.7%	0.7%	0.9%
% of Patients satisfied with the dentistry they have received	2	2	N/A	90.9%	90.2%	93.2%
% of Patients satisfied with the time they had to wait for an appointment	2	2	N/A	82.1%	85.0%	88.3%

* This is based on patients treated on this contract for their most recent course of treatment. Figures in italics indicate the base number of FP17s or Patient Questionnaire responses are less than 100. N/A is shown where the base number of responses is less than 10 during the period. % is calculated as Quantity/Base number*100

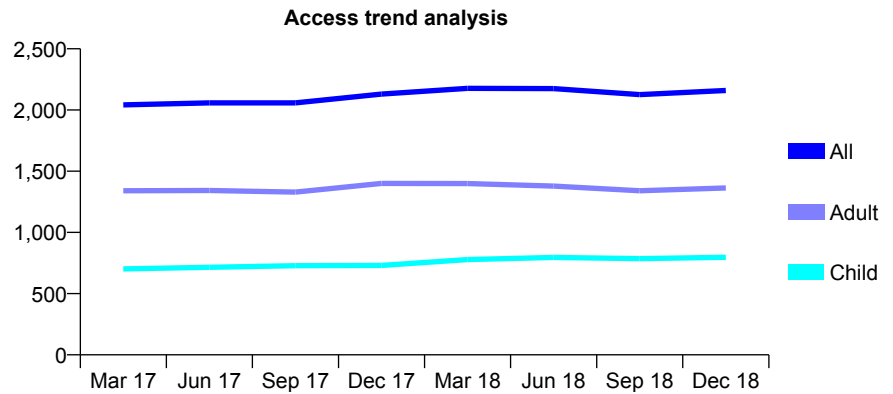
Q61 - Vital Signs At a Glance Contract Report for 857319/0001 - December 2018

Name or company name	MR A SHAMOSSON
Contract type name	GDS Contract
Purpose of contract	General
Contract start date	01/12/2008
Contract end date	

18/19 Contracted general activity (UDA)	6,675
Carry forward general activity (UDA)	0
18/19 Contracted orthodontic activity (UOA)	0
Carry forward orthodontic activity (UOA)	0
Baseline contract value	£190,239.91

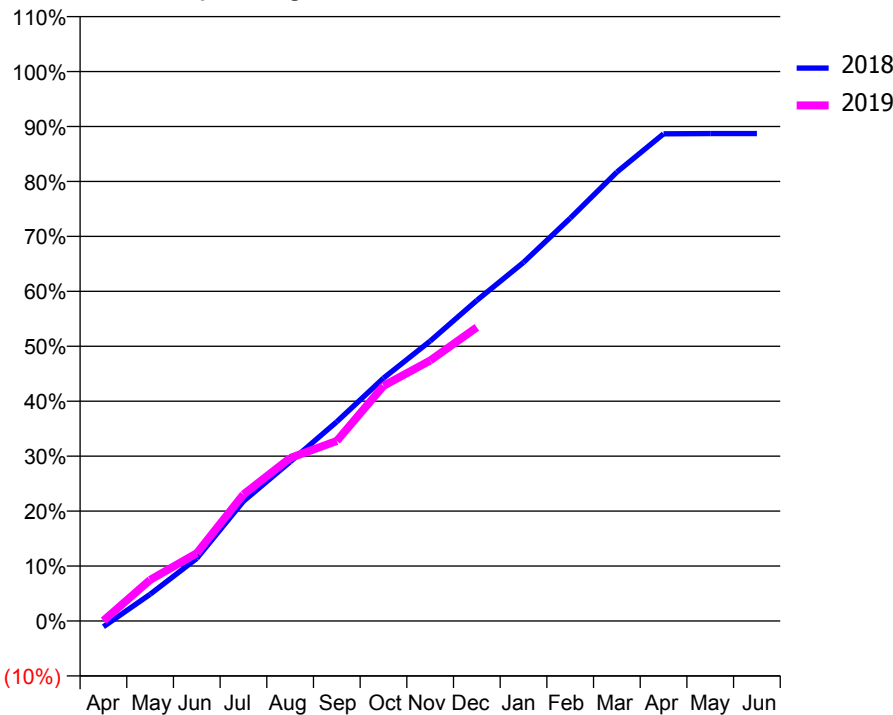
ACCESS*

Patients seen in 24 months	Total	Change since previous quarter
Quarter ending December 2017	2,130	
Quarter ending March 2018	2,177	↑
Quarter ending June 2018	2,175	→
Quarter ending September 2018	2,126	↓
Quarter ending December 2018	2,160	→
Variance since December 2017	1.4%	→



ACTIVITY

Cumulative percentage of contracted UDA delivered 2018 & 2019



Month	Adjusted Scheduled Activity (UDA)	
	2018	2019
April	-71	4
May	325	500
June	761	823
July	1,455	1,538
August	1,934	1,980
September	2,421	2,187
October	2,950	2,856
November	3,402	3,165
December	3,895	3,568
January	4,357	
February	4,893	
March	5,453	
April	5,918	
May	5,921	
June	5,921	

QUALITY

	Quantity	Base Number	Contract	AT	Region	England
% of FP17s for the same patient ID Re-attending within 3 months - Children	18	525	3.4%	10.7%	11.8%	11.8%
% of FP17s for the same patient ID Re-attending within 3 months - Adults	94	1,022	9.2%	15.9%	16.7%	15.6%
% of FP17s for the same patient ID Re-attending between 3 & 9 months - Children	187	525	35.6%	44.8%	48.6%	58.8%
% of FP17s for the same patient ID Re-attending between 3 & 9 months - Adults	377	1,022	36.9%	37.0%	39.1%	51.0%
% of FP17s for Band 1 Urgent Courses	19	1,413	1.3%	10.9%	10.6%	9.0%
% of FP17s Relating to Free Repair or Replacements	0	1,413	0.0%	0.5%	0.5%	0.8%
% of FP17s Relating to Continuations	0	1,413	0.0%	0.7%	0.7%	0.9%
% of Patients satisfied with the dentistry they have received	1	1	N/A	90.9%	90.2%	93.2%
% of Patients satisfied with the time they had to wait for an appointment	0	1	N/A	82.1%	85.0%	88.3%

* This is based on patients treated on this contract for their most recent course of treatment. Figures in italics indicate the base number of FP17s or Patient Questionnaire responses are less than 100. N/A is shown where the base number of responses is less than 10 during the period. % is calculated as Quantity/Base number*100

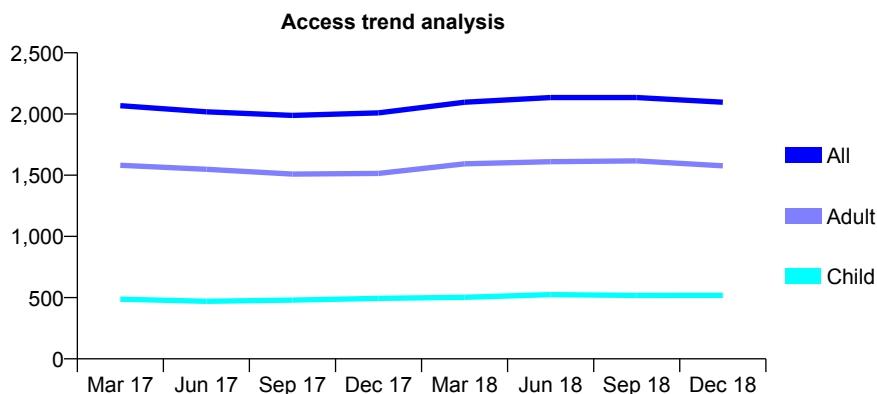
Q61 - Vital Signs At a Glance Contract Report for 859605/0001 - December 2018

Name or company name	MRS S MEHTA
Contract type name	GDS Contract
Purpose of contract	General
Contract start date	28/01/2008
Contract end date	

18/19 Contracted general activity (UDA)	3,854
Carry forward general activity (UDA)	-70
18/19 Contracted orthodontic activity (UOA)	0
Carry forward orthodontic activity (UOA)	0
Baseline contract value	£107,510.15

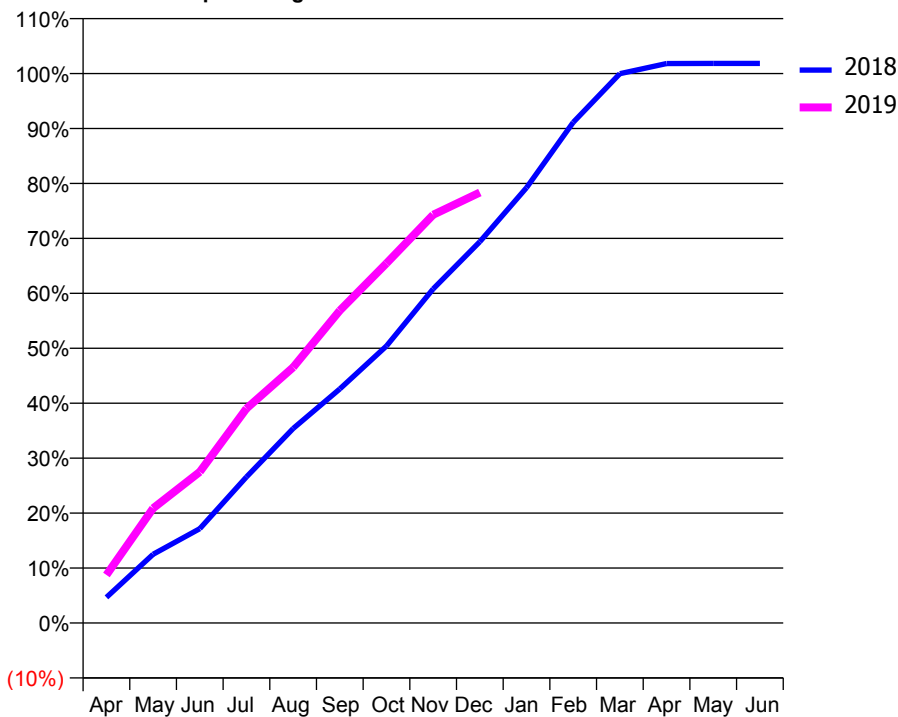
ACCESS*

Patients seen in 24 months	Total	Change since previous quarter
Quarter ending December 2017	2,009	
Quarter ending March 2018	2,096	↑
Quarter ending June 2018	2,135	→
Quarter ending September 2018	2,135	→
Quarter ending December 2018	2,096	↓
Variance since December 2017	4.3%	↑



ACTIVITY

Cumulative percentage of contracted UDA delivered 2018 & 2019



Month	Adjusted Scheduled Activity (UDA)	
	2018	2019
April	180	337
May	482	805
June	662	1,060
July	1,024	1,504
August	1,364	1,793
September	1,642	2,191
October	1,943	2,522
November	2,343	2,863
December	2,675	3,020
January	3,053	
February	3,512	
March	3,853	
April	3,923	
May	3,924	
June	3,924	

QUALITY

	Quantity	Base Number	Contract	AT	Region	England
% of FP17s for the same patient ID Re-attending within 3 months - Children	46	508	9.1%	10.7%	11.8%	11.8%
% of FP17s for the same patient ID Re-attending within 3 months - Adults	95	974	9.8%	15.9%	16.7%	15.6%
% of FP17s for the same patient ID Re-attending between 3 & 9 months - Children	242	508	47.6%	44.8%	48.6%	58.8%
% of FP17s for the same patient ID Re-attending between 3 & 9 months - Adults	300	974	30.8%	37.0%	39.1%	51.0%
% of FP17s for Band 1 Urgent Courses	199	1,438	13.8%	10.9%	10.6%	9.0%
% of FP17s Relating to Free Repair or Replacements	0	1,438	0.0%	0.5%	0.5%	0.8%
% of FP17s Relating to Continuations	15	1,438	1.0%	0.7%	0.7%	0.9%
% of Patients satisfied with the dentistry they have received	1	1	N/A	90.9%	90.2%	93.2%
% of Patients satisfied with the time they had to wait for an appointment	1	1	N/A	82.1%	85.0%	88.3%

* This is based on patients treated on this contract for their most recent course of treatment. Figures in italics indicate the base number of FP17s or Patient Questionnaire responses are less than 100. N/A is shown where the base number of responses is less than 10 during the period. % is calculated as Quantity/Base number*100

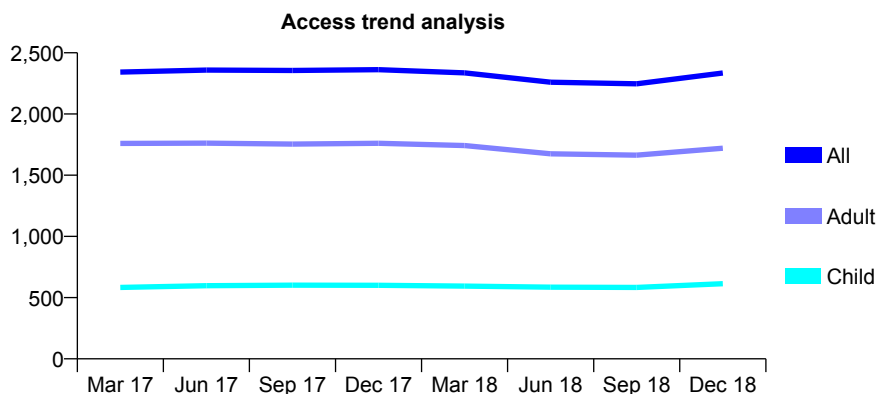
Q61 - Vital Signs At a Glance Contract Report for 869546/0002 - December 2018

Name or company name	MR A ULLAH
Contract type name	GDS Contract
Purpose of contract	General
Contract start date	01/11/2011
Contract end date	

18/19 Contracted general activity (UDA)	6,060
Carry forward general activity (UDA)	-121
18/19 Contracted orthodontic activity (UOA)	0
Carry forward orthodontic activity (UOA)	0
Baseline contract value	£194,088.66

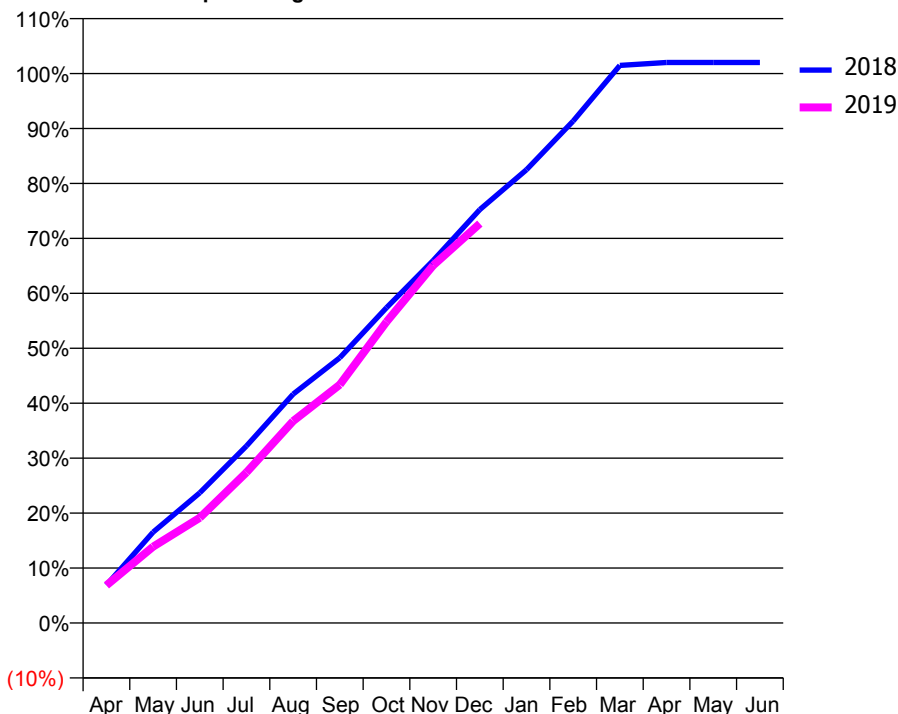
ACCESS*

Patients seen in 24 months	Total	Change since previous quarter
Quarter ending December 2017	2,362	
Quarter ending March 2018	2,336	↓
Quarter ending June 2018	2,260	↓
Quarter ending September 2018	2,247	→
Quarter ending December 2018	2,335	↑
Variance since December 2017	(1.1%)	↓



ACTIVITY

Cumulative percentage of contracted UDA delivered 2018 & 2019



Month	Adjusted Scheduled Activity (UDA)	
	2018	2019
April	418	416
May	1,002	842
June	1,437	1,162
July	1,952	1,661
August	2,525	2,227
September	2,926	2,629
October	3,477	3,321
November	3,998	3,943
December	4,560	4,406
January	4,999	
February	5,536	
March	6,149	
April	6,182	
May	6,182	
June	6,182	

QUALITY

	Quantity	Base Number	Contract	AT	Region	England
% of FP17s for the same patient ID Re-attending within 3 months - Children	57	538	10.6%	10.7%	11.8%	11.8%
% of FP17s for the same patient ID Re-attending within 3 months - Adults	151	1,237	12.2%	15.9%	16.7%	15.6%
% of FP17s for the same patient ID Re-attending between 3 & 9 months - Children	170	538	31.6%	44.8%	48.6%	58.8%
% of FP17s for the same patient ID Re-attending between 3 & 9 months - Adults	361	1,237	29.2%	37.0%	39.1%	51.0%
% of FP17s for Band 1 Urgent Courses	254	1,758	14.4%	10.9%	10.6%	9.0%
% of FP17s Relating to Free Repair or Replacements	40	1,758	2.3%	0.5%	0.5%	0.8%
% of FP17s Relating to Continuations	6	1,758	0.3%	0.7%	0.7%	0.9%
% of Patients satisfied with the dentistry they have received	0	0	N/A	90.9%	90.2%	93.2%
% of Patients satisfied with the time they had to wait for an appointment	0	0	N/A	82.1%	85.0%	88.3%

* This is based on patients treated on this contract for their most recent course of treatment. Figures in italics indicate the base number of FP17s or Patient Questionnaire responses are less than 100. N/A is shown where the base number of responses is less than 10 during the period. % is calculated as Quantity/Base number*100

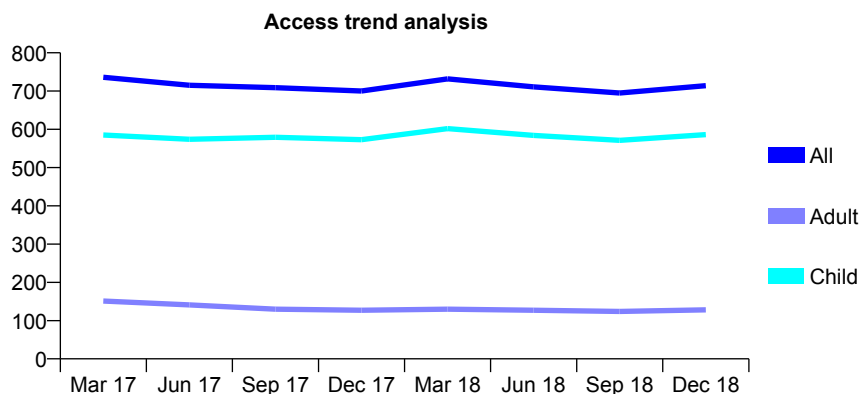
Q61 - Vital Signs At a Glance Contract Report for 881937/0001 - December 2018

Name or company name	MR A ADAMS
Contract type name	GDS Contract
Purpose of contract	General
Contract start date	01/04/2006
Contract end date	

18/19 Contracted general activity (UDA)	1,400
Carry forward general activity (UDA)	-28
18/19 Contracted orthodontic activity (UOA)	0
Carry forward orthodontic activity (UOA)	0
Baseline contract value	£33,060.65

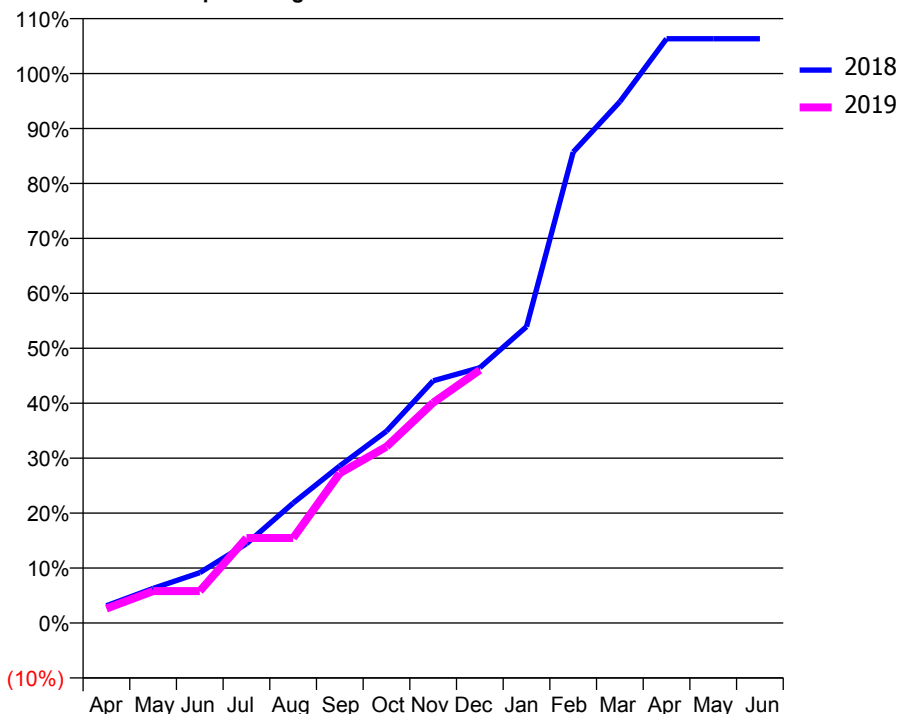
ACCESS*

Patients seen in 24 months	Total	Change since previous quarter
Quarter ending December 2017	700	
Quarter ending March 2018	732	↑
Quarter ending June 2018	711	↓
Quarter ending September 2018	695	↓
Quarter ending December 2018	714	↑
Variance since December 2017	2.0%	↑



ACTIVITY

Cumulative percentage of contracted UDA delivered 2018 & 2019



Month	Adjusted Scheduled Activity (UDA)	
	2018	2019
April	44	37
May	88	81
June	128	81
July	202	217
August	306	217
September	400	382
October	489	449
November	617	561
December	650	645
January	755	
February	1,200	
March	1,328	
April	1,488	
May	1,488	
June	1,488	

QUALITY

	Quantity	Base Number	Contract	AT	Region	England
% of FP17s for the same patient ID Re-attending within 3 months - Children	37	586	6.3%	10.7%	11.8%	11.8%
% of FP17s for the same patient ID Re-attending within 3 months - Adults	9	65	13.8%	15.9%	16.7%	15.6%
% of FP17s for the same patient ID Re-attending between 3 & 9 months - Children	386	586	65.9%	44.8%	48.6%	58.8%
% of FP17s for the same patient ID Re-attending between 3 & 9 months - Adults	33	65	50.8%	37.0%	39.1%	51.0%
% of FP17s for Band 1 Urgent Courses	23	573	4.0%	10.9%	10.6%	9.0%
% of FP17s Relating to Free Repair or Replacements	0	573	0.0%	0.5%	0.5%	0.8%
% of FP17s Relating to Continuations	0	573	0.0%	0.7%	0.7%	0.9%
% of Patients satisfied with the dentistry they have received	0	0	N/A	90.9%	90.2%	93.2%
% of Patients satisfied with the time they had to wait for an appointment	0	0	N/A	82.1%	85.0%	88.3%

* This is based on patients treated on this contract for their most recent course of treatment. Figures in italics indicate the base number of FP17s or Patient Questionnaire responses are less than 100. N/A is shown where the base number of responses is less than 10 during the period. % is calculated as Quantity/Base number*100

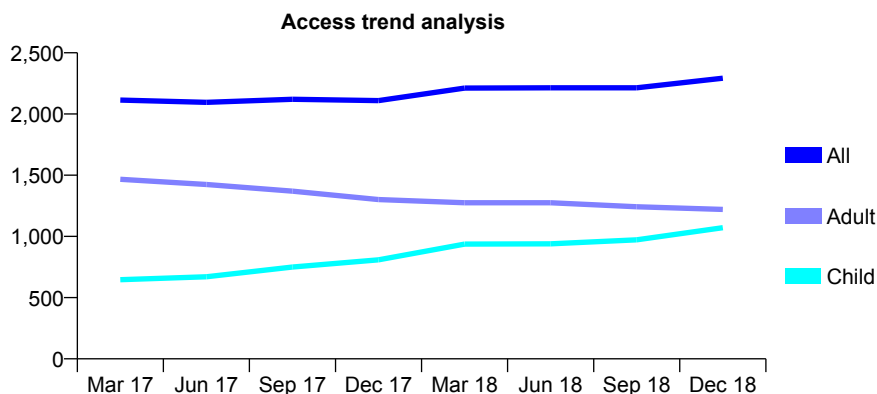
Q61 - Vital Signs At a Glance Contract Report for 894206/0001 - December 2018

Name or company name	MRS SC ROY
Contract type name	GDS Contract
Purpose of contract	General
Contract start date	01/07/2013
Contract end date	

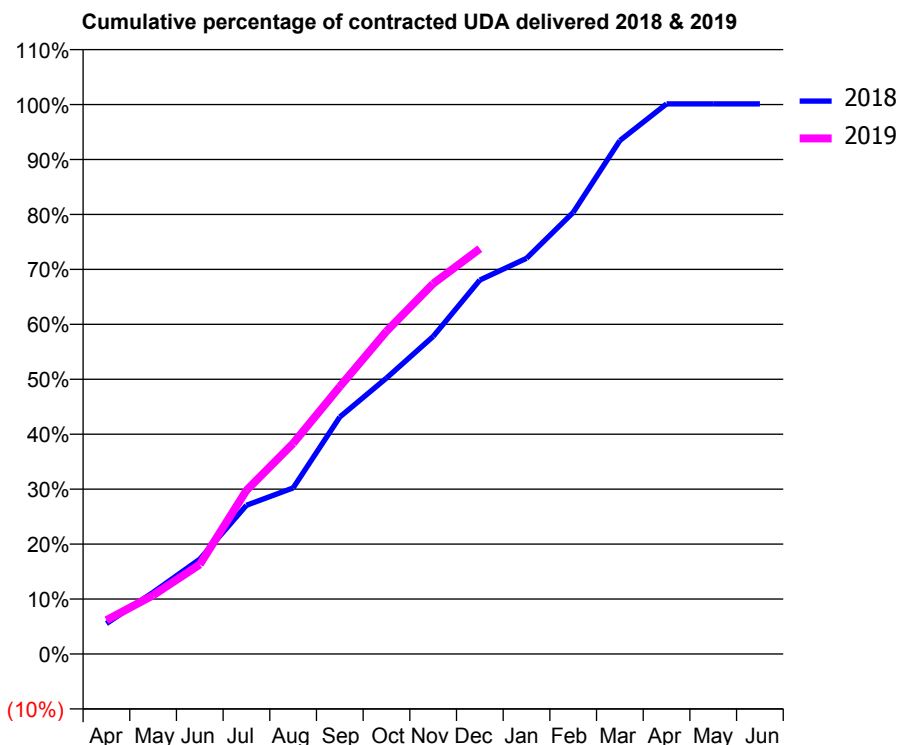
18/19 Contracted general activity (UDA)	4,858
Carry forward general activity (UDA)	-5
18/19 Contracted orthodontic activity (UOA)	0
Carry forward orthodontic activity (UOA)	0
Baseline contract value	£172,780.83

ACCESS*

Patients seen in 24 months	Total	Change since previous quarter
Quarter ending December 2017	2,110	
Quarter ending March 2018	2,212	↑
Quarter ending June 2018	2,214	→
Quarter ending September 2018	2,214	→
Quarter ending December 2018	2,292	↑
Variance since December 2017	8.6%	↑



ACTIVITY



Adjusted Scheduled Activity (UDA)		
Month	2018	2019
April	270	298
May	545	519
June	838	792
July	1,316	1,447
August	1,469	1,862
September	2,095	2,364
October	2,440	2,853
November	2,808	3,274
December	3,306	3,583
January	3,499	
February	3,904	
March	4,540	
April	4,863	
May	4,863	
June	4,863	

QUALITY

	Quantity	Base Number	Contract	AT	Region	England
% of FP17s for the same patient ID Re-attending within 3 months - Children	56	847	6.6%	10.7%	11.8%	11.8%
% of FP17s for the same patient ID Re-attending within 3 months - Adults	157	858	18.3%	15.9%	16.7%	15.6%
% of FP17s for the same patient ID Re-attending between 3 & 9 months - Children	228	847	26.9%	44.8%	48.6%	58.8%
% of FP17s for the same patient ID Re-attending between 3 & 9 months - Adults	234	858	27.3%	37.0%	39.1%	51.0%
% of FP17s for Band 1 Urgent Courses	234	1,529	15.3%	10.9%	10.6%	9.0%
% of FP17s Relating to Free Repair or Replacements	0	1,529	0.0%	0.5%	0.5%	0.8%
% of FP17s Relating to Continuations	0	1,529	0.0%	0.7%	0.7%	0.9%
% of Patients satisfied with the dentistry they have received	0	0	N/A	90.9%	90.2%	93.2%
% of Patients satisfied with the time they had to wait for an appointment	0	0	N/A	82.1%	85.0%	88.3%

* This is based on patients treated on this contract for their most recent course of treatment. Figures in italics indicate the base number of FP17s or Patient Questionnaire responses are less than 100. N/A is shown where the base number of responses is less than 10 during the period. % is calculated as Quantity/Base number*100

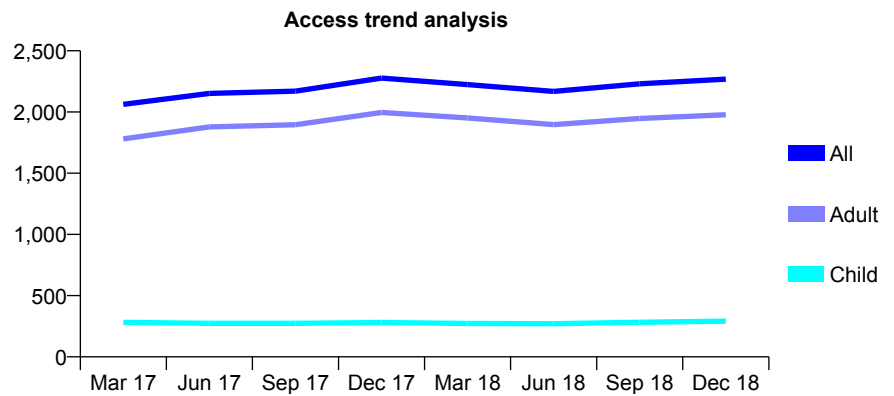
Q61 - Vital Signs At a Glance Contract Report for 904562/0001 - December 2018

Name or company name	R Patel and Partners
Contract type name	GDS Contract
Purpose of contract	General
Contract start date	01/04/2006
Contract end date	

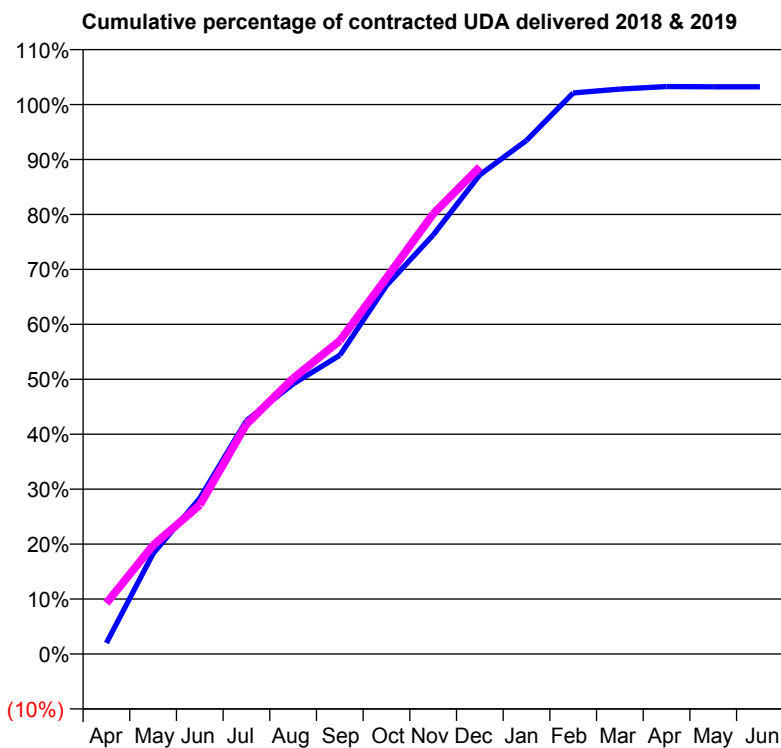
18/19 Contracted general activity (UDA)	7,614
Carry forward general activity (UDA)	-152
18/19 Contracted orthodontic activity (UOA)	0
Carry forward orthodontic activity (UOA)	0
Baseline contract value	£363,229.28

ACCESS*

Patients seen in 24 months	Total	Change since previous quarter
Quarter ending December 2017	2,277	
Quarter ending March 2018	2,224	↓
Quarter ending June 2018	2,168	↓
Quarter ending September 2018	2,230	↑
Quarter ending December 2018	2,269	→
Variance since December 2017	(0.4%)	→



ACTIVITY



Month	Adjusted Scheduled Activity (UDA)	
	2018	2019
April	152	705
May	1,392	1,508
June	2,158	2,064
July	3,235	3,184
August	3,742	3,819
September	4,141	4,341
October	5,105	5,211
November	5,807	6,099
December	6,639	6,749
January	7,117	
February	7,774	
March	7,828	
April	7,863	
May	7,860	
June	7,859	

QUALITY

	Quantity	Base Number	Contract	AT	Region	England
% of FP17s for the same patient ID Re-attending within 3 months - Children	6	246	2.4%	10.7%	11.8%	11.8%
% of FP17s for the same patient ID Re-attending within 3 months - Adults	277	2,024	13.7%	15.9%	16.7%	15.6%
% of FP17s for the same patient ID Re-attending between 3 & 9 months - Children	89	246	36.2%	44.8%	48.6%	58.8%
% of FP17s for the same patient ID Re-attending between 3 & 9 months - Adults	929	2,024	45.9%	37.0%	39.1%	51.0%
% of FP17s for Band 1 Urgent Courses	145	2,236	6.5%	10.9%	10.6%	9.0%
% of FP17s Relating to Free Repair or Replacements	0	2,236	0.0%	0.5%	0.5%	0.8%
% of FP17s Relating to Continuations	0	2,236	0.0%	0.7%	0.7%	0.9%
% of Patients satisfied with the dentistry they have received	1	1	N/A	90.9%	90.2%	93.2%
% of Patients satisfied with the time they had to wait for an appointment	1	1	N/A	82.1%	85.0%	88.3%

* This is based on patients treated on this contract for their most recent course of treatment. Figures in italics indicate the base number of FP17s or Patient Questionnaire responses are less than 100. N/A is shown where the base number of responses is less than 10 during the period. % is calculated as Quantity/Base number*100

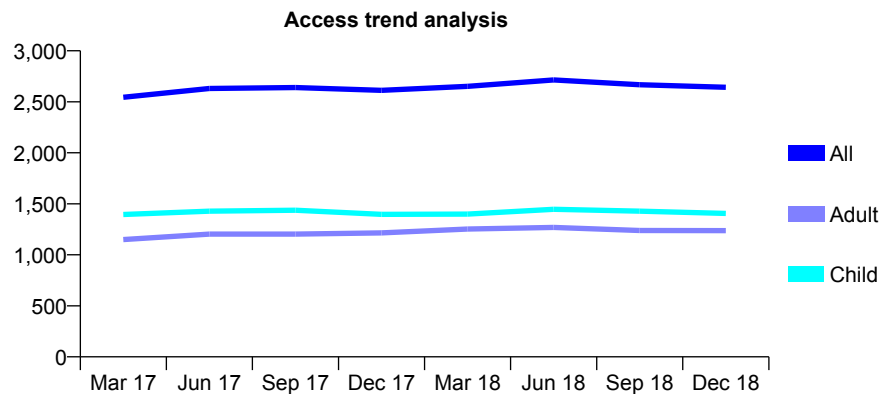
Q61 - Vital Signs At a Glance Contract Report for 905348/0003 - December 2018

Name or company name	MR HJ KANDLER
Contract type name	GDS Contract
Purpose of contract	General
Contract start date	01/04/2006
Contract end date	

18/19 Contracted general activity (UDA)	5,023
Carry forward general activity (UDA)	-100
18/19 Contracted orthodontic activity (UOA)	0
Carry forward orthodontic activity (UOA)	0
Baseline contract value	£122,548.66

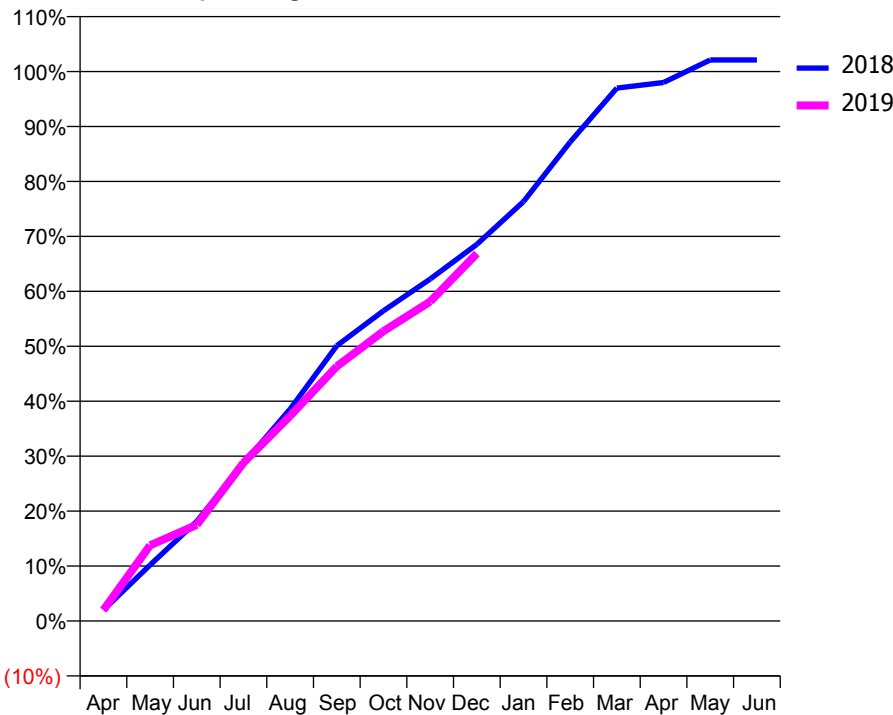
ACCESS*

Patients seen in 24 months	Total	Change since previous quarter
Quarter ending December 2017	2,612	
Quarter ending March 2018	2,652	→
Quarter ending June 2018	2,714	↑
Quarter ending September 2018	2,667	↓
Quarter ending December 2018	2,643	→
Variance since December 2017	1.2%	→



ACTIVITY

Cumulative percentage of contracted UDA delivered 2018 & 2019



Adjusted Scheduled Activity (UDA)		
Month	2018	2019
April	100	100
May	513	692
June	911	879
July	1,442	1,446
August	1,938	1,875
September	2,517	2,328
October	2,836	2,650
November	3,126	2,920
December	3,443	3,359
January	3,834	
February	4,379	
March	4,871	
April	4,923	
May	5,129	
June	5,129	

QUALITY

	Quantity	Base Number	Contract	AT	Region	England
% of FP17s for the same patient ID Re-attending within 3 months - Children	83	1,243	6.7%	10.7%	11.8%	11.8%
% of FP17s for the same patient ID Re-attending within 3 months - Adults	150	878	17.1%	15.9%	16.7%	15.6%
% of FP17s for the same patient ID Re-attending between 3 & 9 months - Children	537	1,243	43.2%	44.8%	48.6%	58.8%
% of FP17s for the same patient ID Re-attending between 3 & 9 months - Adults	281	878	32.0%	37.0%	39.1%	51.0%
% of FP17s for Band 1 Urgent Courses	268	1,951	13.7%	10.9%	10.6%	9.0%
% of FP17s Relating to Free Repair or Replacements	9	1,951	0.5%	0.5%	0.5%	0.8%
% of FP17s Relating to Continuations	3	1,951	0.2%	0.7%	0.7%	0.9%
% of Patients satisfied with the dentistry they have received	1	1	N/A	90.9%	90.2%	93.2%
% of Patients satisfied with the time they had to wait for an appointment	1	1	N/A	82.1%	85.0%	88.3%

* This is based on patients treated on this contract for their most recent course of treatment. Figures in italics indicate the base number of FP17s or Patient Questionnaire responses are less than 100. N/A is shown where the base number of responses is less than 10 during the period. % is calculated as Quantity/Base number*100

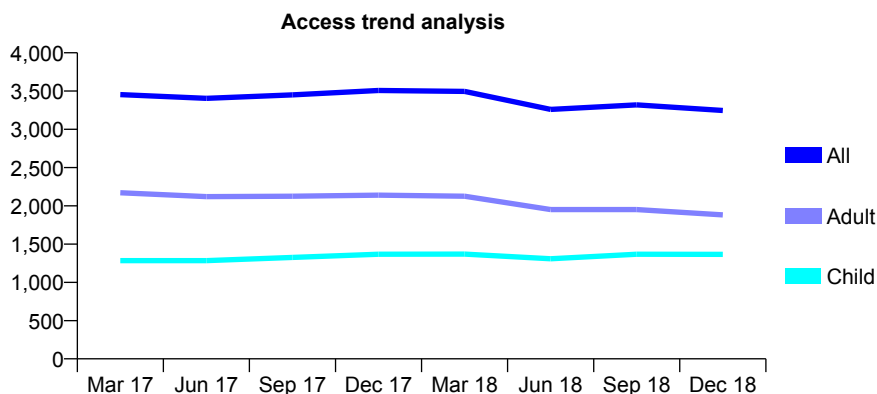
Q61 - Vital Signs At a Glance Contract Report for 906107/0001 - December 2018

Name or company name	MR HF KAPADIA
Contract type name	GDS Contract
Purpose of contract	General
Contract start date	01/04/2006
Contract end date	

18/19 Contracted general activity (UDA)	8,012
Carry forward general activity (UDA)	-139
18/19 Contracted orthodontic activity (UOA)	0
Carry forward orthodontic activity (UOA)	0
Baseline contract value	£249,244.14

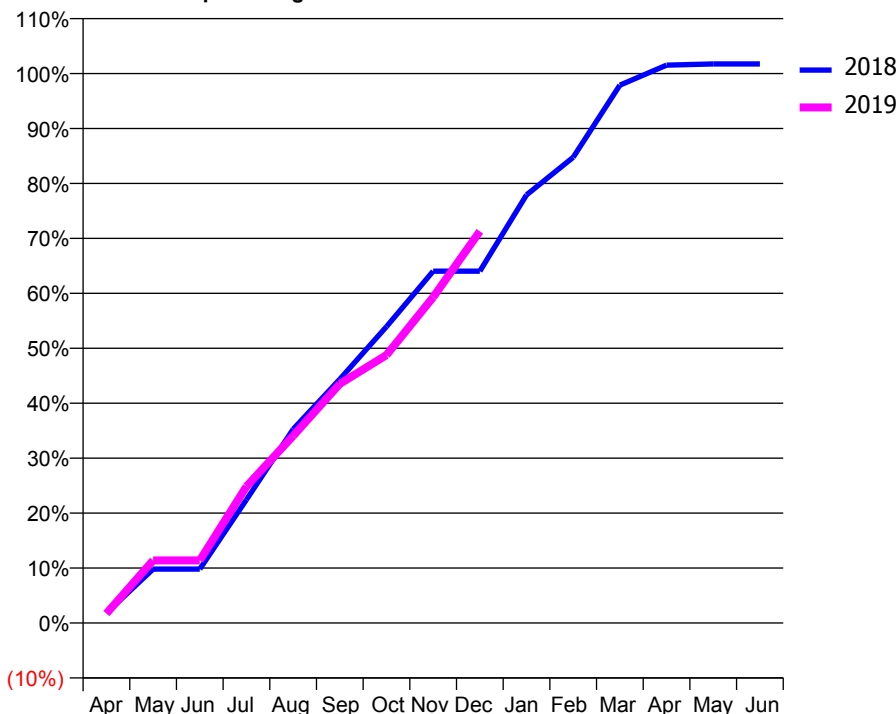
ACCESS*

Patients seen in 24 months	Total	Change since previous quarter
Quarter ending December 2017	3,508	
Quarter ending March 2018	3,495	→
Quarter ending June 2018	3,260	↓
Quarter ending September 2018	3,319	→
Quarter ending December 2018	3,247	↓
Variance since December 2017	(7.4%)	↓



ACTIVITY

Cumulative percentage of contracted UDA delivered 2018 & 2019



Month	Adjusted Scheduled Activity (UDA)	
	2018	2019
April	147	139
May	787	914
June	787	914
July	1,800	1,992
August	2,826	2,729
September	3,556	3,488
October	4,322	3,906
November	5,130	4,750
December	5,130	5,711
January	6,242	
February	6,791	
March	7,842	
April	8,133	
May	8,151	
June	8,151	

QUALITY

	Quantity	Base Number	Contract	AT	Region	England
% of FP17s for the same patient ID Re-attending within 3 months - Children	59	1,220	4.8%	10.7%	11.8%	11.8%
% of FP17s for the same patient ID Re-attending within 3 months - Adults	158	1,370	11.5%	15.9%	16.7%	15.6%
% of FP17s for the same patient ID Re-attending between 3 & 9 months - Children	605	1,220	49.6%	44.8%	48.6%	58.8%
% of FP17s for the same patient ID Re-attending between 3 & 9 months - Adults	578	1,370	42.2%	37.0%	39.1%	51.0%
% of FP17s for Band 1 Urgent Courses	403	2,480	16.3%	10.9%	10.6%	9.0%
% of FP17s Relating to Free Repair or Replacements	0	2,480	0.0%	0.5%	0.5%	0.8%
% of FP17s Relating to Continuations	0	2,480	0.0%	0.7%	0.7%	0.9%
% of Patients satisfied with the dentistry they have received	1	2	N/A	90.9%	90.2%	93.2%
% of Patients satisfied with the time they had to wait for an appointment	2	2	N/A	82.1%	85.0%	88.3%

* This is based on patients treated on this contract for their most recent course of treatment. Figures in italics indicate the base number of FP17s or Patient Questionnaire responses are less than 100. N/A is shown where the base number of responses is less than 10 during the period. % is calculated as Quantity/Base number*100

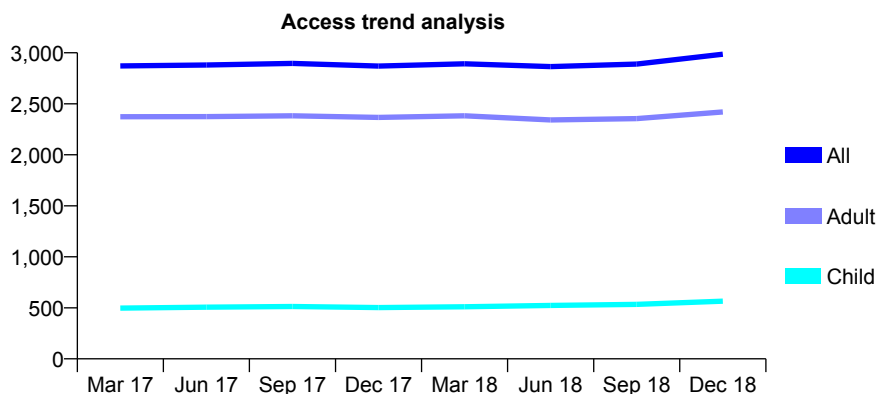
Q61 - Vital Signs At a Glance Contract Report for 906190/0001 - December 2018

Name or company name	MR BM ROSENBLUM
Contract type name	GDS Contract
Purpose of contract	General
Contract start date	01/04/2006
Contract end date	

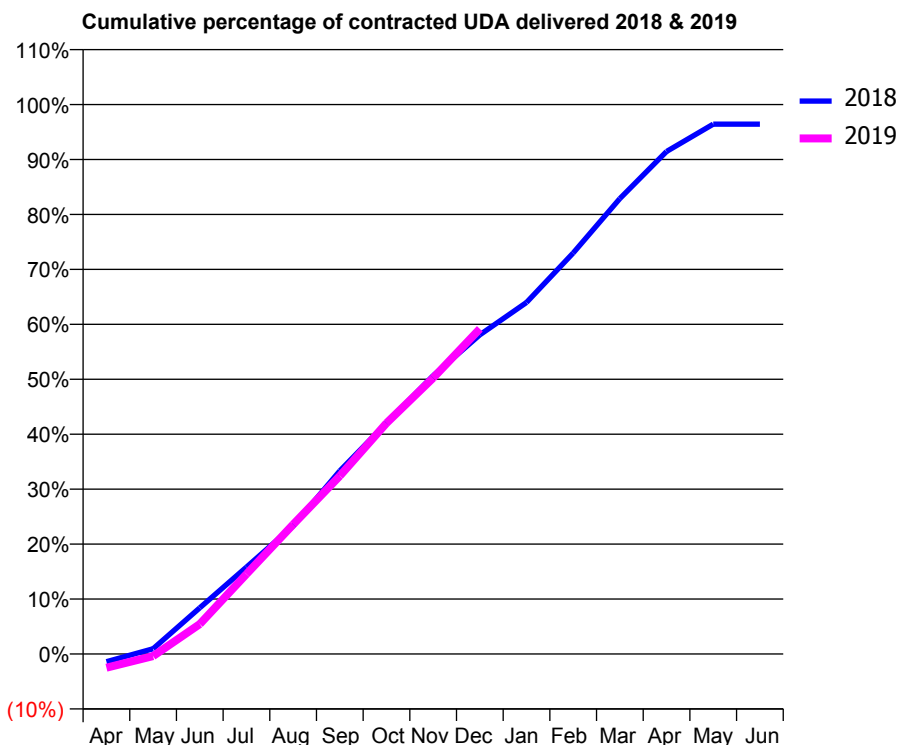
18/19 Contracted general activity (UDA)	7,781
Carry forward general activity (UDA)	279
18/19 Contracted orthodontic activity (UOA)	0
Carry forward orthodontic activity (UOA)	0
Baseline contract value	£288,578.30

ACCESS*

Patients seen in 24 months	Total	Change since previous quarter
Quarter ending December 2017	2,870	
Quarter ending March 2018	2,892	→
Quarter ending June 2018	2,865	→
Quarter ending September 2018	2,889	→
Quarter ending December 2018	2,986	↑
Variance since December 2017	4.0%	↑



ACTIVITY



Month	Adjusted Scheduled Activity (UDA)	
	2018	2019
April	-110	-196
May	75	-31
June	655	425
July	1,231	1,131
August	1,813	1,835
September	2,594	2,522
October	3,272	3,269
November	3,941	3,910
December	4,519	4,605
January	4,979	
February	5,678	
March	6,450	
April	7,116	
May	7,502	
June	7,502	

QUALITY

	Quantity	Base Number	Contract	AT	Region	England
% of FP17s for the same patient ID Re-attending within 3 months - Children	22	455	4.8%	10.7%	11.8%	11.8%
% of FP17s for the same patient ID Re-attending within 3 months - Adults	235	1,964	12.0%	15.9%	16.7%	15.6%
% of FP17s for the same patient ID Re-attending between 3 & 9 months - Children	100	455	22.0%	44.8%	48.6%	58.8%
% of FP17s for the same patient ID Re-attending between 3 & 9 months - Adults	493	1,964	25.1%	37.0%	39.1%	51.0%
% of FP17s for Band 1 Urgent Courses	62	2,067	3.0%	10.9%	10.6%	9.0%
% of FP17s Relating to Free Repair or Replacements	33	2,067	1.6%	0.5%	0.5%	0.8%
% of FP17s Relating to Continuations	101	2,067	4.9%	0.7%	0.7%	0.9%
% of Patients satisfied with the dentistry they have received	0	0	N/A	90.9%	90.2%	93.2%
% of Patients satisfied with the time they had to wait for an appointment	0	0	N/A	82.1%	85.0%	88.3%

* This is based on patients treated on this contract for their most recent course of treatment. Figures in italics indicate the base number of FP17s or Patient Questionnaire responses are less than 100. N/A is shown where the base number of responses is less than 10 during the period. % is calculated as Quantity/Base number*100

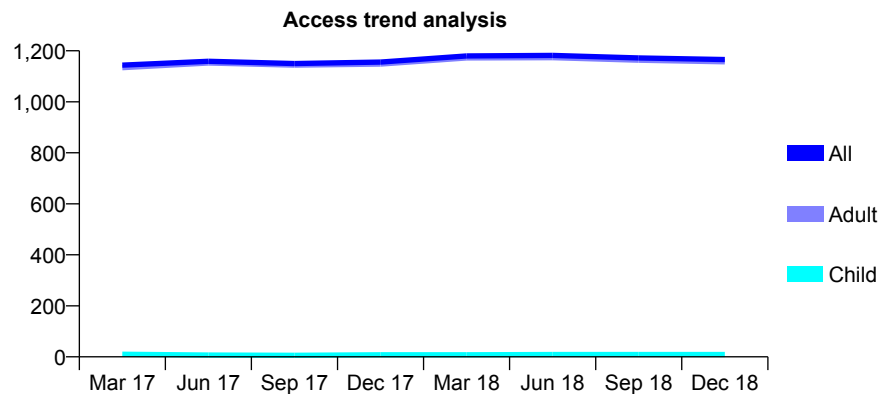
Q61 - Vital Signs At a Glance Contract Report for 906352/0001 - December 2018

Name or company name	MR HS REEL
Contract type name	GDS Contract
Purpose of contract	General
Contract start date	01/04/2006
Contract end date	

18/19 Contracted general activity (UDA)	5,297
Carry forward general activity (UDA)	-106
18/19 Contracted orthodontic activity (UOA)	0
Carry forward orthodontic activity (UOA)	0
Baseline contract value	£191,477.53

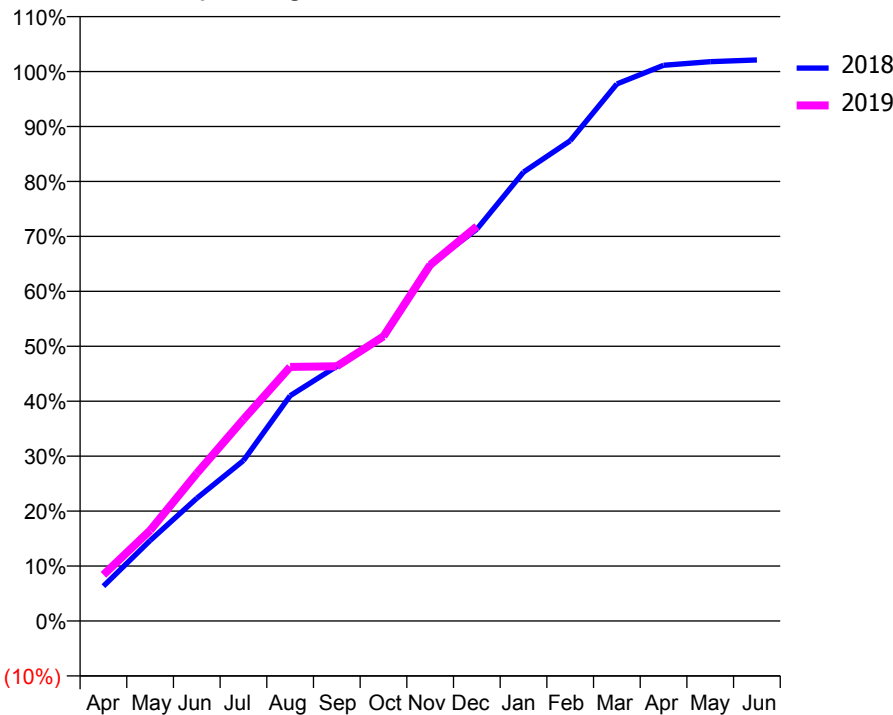
ACCESS*

Patients seen in 24 months	Total	Change since previous quarter
Quarter ending December 2017	1,156	
Quarter ending March 2018	1,180	↑
Quarter ending June 2018	1,182	→
Quarter ending September 2018	1,172	→
Quarter ending December 2018	1,166	→
Variance since December 2017	0.9%	→



ACTIVITY

Cumulative percentage of contracted UDA delivered 2018 & 2019



Month	Adjusted Scheduled Activity (UDA)	
	2018	2019
April	336	445
May	775	874
June	1,183	1,424
July	1,547	1,944
August	2,172	2,450
September	2,456	2,456
October	2,750	2,743
November	3,436	3,433
December	3,777	3,804
January	4,327	
February	4,630	
March	5,177	
April	5,356	
May	5,392	
June	5,409	

QUALITY

	Quantity	Base Number	Contract	AT	Region	England
% of FP17s for the same patient ID Re-attending within 3 months - Children	2	8	25.0%	10.7%	11.8%	11.8%
% of FP17s for the same patient ID Re-attending within 3 months - Adults	167	844	19.8%	15.9%	16.7%	15.6%
% of FP17s for the same patient ID Re-attending between 3 & 9 months - Children	4	8	50.0%	44.8%	48.6%	58.8%
% of FP17s for the same patient ID Re-attending between 3 & 9 months - Adults	176	844	20.9%	37.0%	39.1%	51.0%
% of FP17s for Band 1 Urgent Courses	153	776	19.7%	10.9%	10.6%	9.0%
% of FP17s Relating to Free Repair or Replacements	2	776	0.3%	0.5%	0.5%	0.8%
% of FP17s Relating to Continuations	5	776	0.6%	0.7%	0.7%	0.9%
% of Patients satisfied with the dentistry they have received	0	0	N/A	90.9%	90.2%	93.2%
% of Patients satisfied with the time they had to wait for an appointment	0	0	N/A	82.1%	85.0%	88.3%

* This is based on patients treated on this contract for their most recent course of treatment. Figures in italics indicate the base number of FP17s or Patient Questionnaire responses are less than 100. N/A is shown where the base number of responses is less than 10 during the period. % is calculated as Quantity/Base number*100

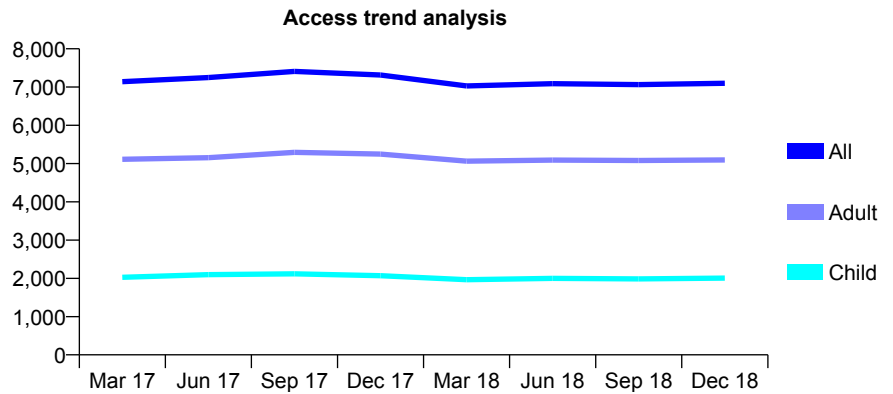
Q61 - Vital Signs At a Glance Contract Report for 907553/0001 - December 2018

Name or company name	MR AS SHAH
Contract type name	GDS Contract
Purpose of contract	General
Contract start date	01/04/2006
Contract end date	

18/19 Contracted general activity (UDA)	21,077
Carry forward general activity (UDA)	-29
18/19 Contracted orthodontic activity (UOA)	0
Carry forward orthodontic activity (UOA)	0
Baseline contract value	£768,536.78

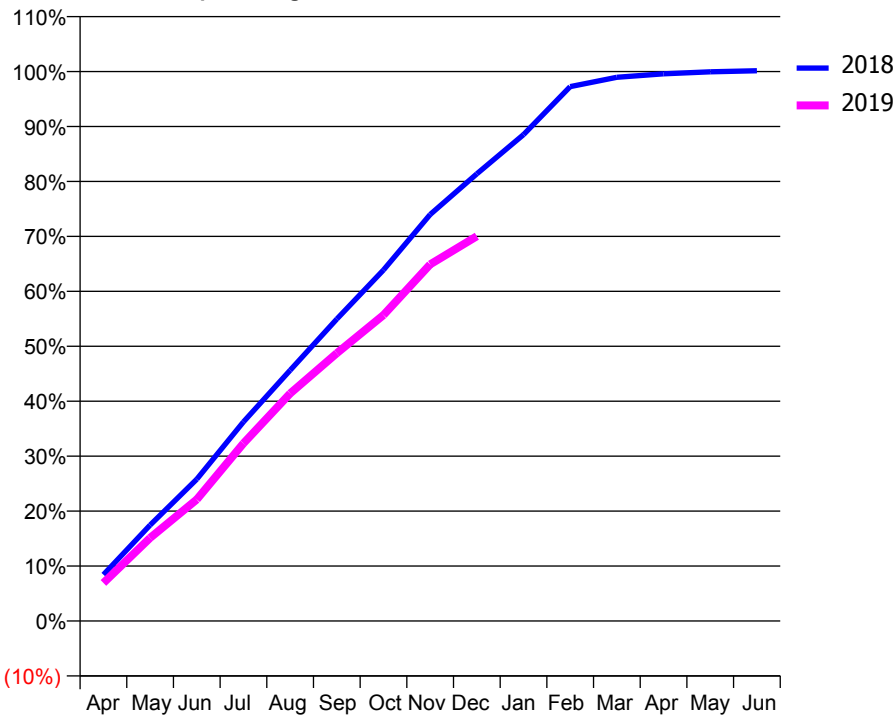
ACCESS*

Patients seen in 24 months	Total	Change since previous quarter
Quarter ending December 2017	7,316	
Quarter ending March 2018	7,028	↓
Quarter ending June 2018	7,090	→
Quarter ending September 2018	7,064	→
Quarter ending December 2018	7,100	→
Variance since December 2017	(3.0%)	↓



ACTIVITY

Cumulative percentage of contracted UDA delivered 2018 & 2019



Month	Adjusted Scheduled Activity (UDA)	
	2018	2019
April	1,779	1,463
May	3,678	3,191
June	5,437	4,662
July	7,640	6,816
August	9,617	8,729
September	11,582	10,274
October	13,465	11,734
November	15,594	13,679
December	17,153	14,758
January	18,654	
February	20,495	
March	20,854	
April	20,987	
May	21,064	
June	21,106	

QUALITY

	Quantity	Base Number	Contract	AT	Region	England
% of FP17s for the same patient ID Re-attending within 3 months - Children	168	1,624	10.3%	10.7%	11.8%	11.8%
% of FP17s for the same patient ID Re-attending within 3 months - Adults	723	3,952	18.3%	15.9%	16.7%	15.6%
% of FP17s for the same patient ID Re-attending between 3 & 9 months - Children	407	1,624	25.1%	44.8%	48.6%	58.8%
% of FP17s for the same patient ID Re-attending between 3 & 9 months - Adults	1,095	3,952	27.7%	37.0%	39.1%	51.0%
% of FP17s for Band 1 Urgent Courses	810	5,443	14.9%	10.9%	10.6%	9.0%
% of FP17s Relating to Free Repair or Replacements	29	5,443	0.5%	0.5%	0.5%	0.8%
% of FP17s Relating to Continuations	28	5,443	0.5%	0.7%	0.7%	0.9%
% of Patients satisfied with the dentistry they have received	1	1	N/A	90.9%	90.2%	93.2%
% of Patients satisfied with the time they had to wait for an appointment	1	1	N/A	82.1%	85.0%	88.3%

* This is based on patients treated on this contract for their most recent course of treatment. Figures in italics indicate the base number of FP17s or Patient Questionnaire responses are less than 100. N/A is shown where the base number of responses is less than 10 during the period. % is calculated as Quantity/Base number*100

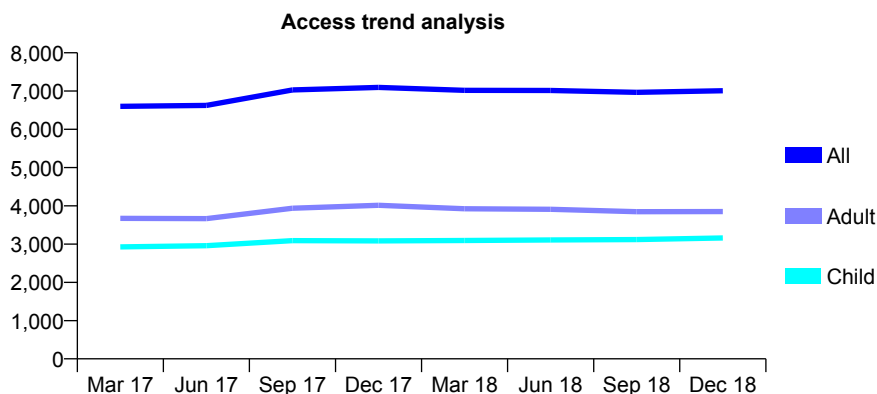
Q61 - Vital Signs At a Glance Contract Report for 907901/0007 - December 2018

Name or company name	MR GK MALHOTRA
Contract type name	GDS Contract
Purpose of contract	General
Contract start date	01/04/2006
Contract end date	

18/19 Contracted general activity (UDA)	18,691
Carry forward general activity (UDA)	-367
18/19 Contracted orthodontic activity (UOA)	0
Carry forward orthodontic activity (UOA)	0
Baseline contract value	£551,958.58

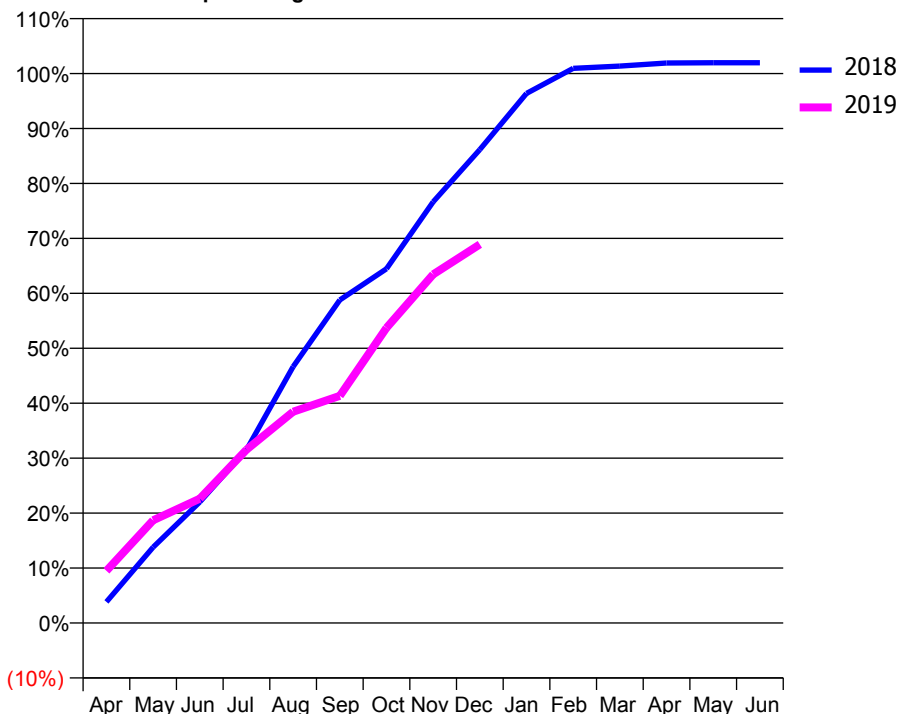
ACCESS*

Patients seen in 24 months	Total	Change since previous quarter
Quarter ending December 2017	7,097	
Quarter ending March 2018	7,018	↓
Quarter ending June 2018	7,016	→
Quarter ending September 2018	6,966	→
Quarter ending December 2018	7,010	→
Variance since December 2017	(1.2%)	↓



ACTIVITY

Cumulative percentage of contracted UDA delivered 2018 & 2019



Month	Adjusted Scheduled Activity (UDA)	
	2018	2019
April	720	1,776
May	2,578	3,493
June	4,116	4,228
July	5,891	5,896
August	8,720	7,186
September	10,986	7,728
October	12,049	10,038
November	14,324	11,858
December	16,103	12,881
January	18,015	
February	18,864	
March	18,945	
April	19,048	
May	19,059	
June	19,058	

QUALITY

	Quantity	Base Number	Contract	AT	Region	England
% of FP17s for the same patient ID Re-attending within 3 months - Children	137	2,567	5.3%	10.7%	11.8%	11.8%
% of FP17s for the same patient ID Re-attending within 3 months - Adults	162	2,443	6.6%	15.9%	16.7%	15.6%
% of FP17s for the same patient ID Re-attending between 3 & 9 months - Children	839	2,567	32.7%	44.8%	48.6%	58.8%
% of FP17s for the same patient ID Re-attending between 3 & 9 months - Adults	736	2,443	30.1%	37.0%	39.1%	51.0%
% of FP17s for Band 1 Urgent Courses	190	4,895	3.9%	10.9%	10.6%	9.0%
% of FP17s Relating to Free Repair or Replacements	5	4,895	0.1%	0.5%	0.5%	0.8%
% of FP17s Relating to Continuations	17	4,895	0.3%	0.7%	0.7%	0.9%
% of Patients satisfied with the dentistry they have received	0	1	N/A	90.9%	90.2%	93.2%
% of Patients satisfied with the time they had to wait for an appointment	1	1	N/A	82.1%	85.0%	88.3%

* This is based on patients treated on this contract for their most recent course of treatment. Figures in italics indicate the base number of FP17s or Patient Questionnaire responses are less than 100. N/A is shown where the base number of responses is less than 10 during the period. % is calculated as Quantity/Base number*100

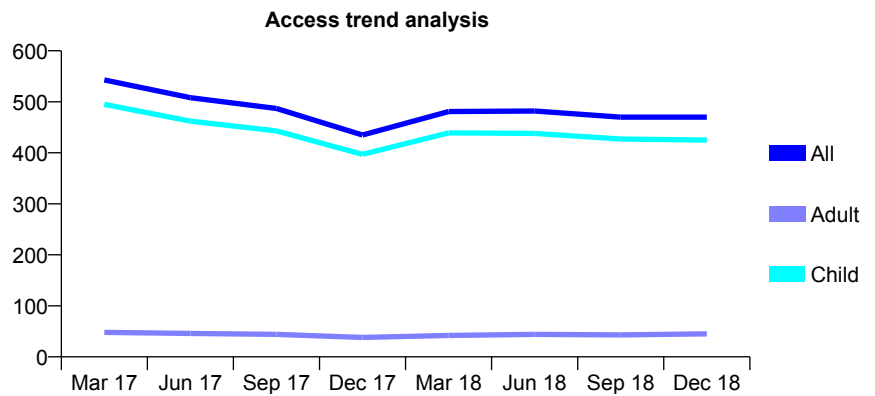
Q61 - Vital Signs At a Glance Contract Report for 910716/0001 - December 2018

Name or company name	MR JS BLISS
Contract type name	GDS Contract
Purpose of contract	General
Contract start date	01/04/2006
Contract end date	

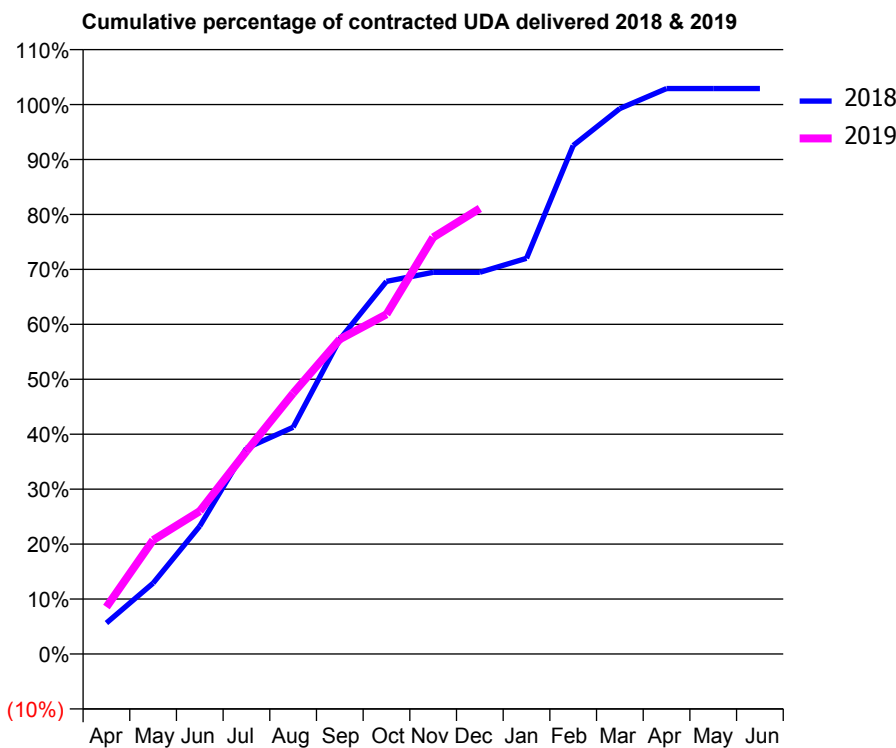
18/19 Contracted general activity (UDA)	550
Carry forward general activity (UDA)	-11
18/19 Contracted orthodontic activity (UOA)	0
Carry forward orthodontic activity (UOA)	0
Baseline contract value	£13,721.98

ACCESS*

Patients seen in 24 months	Total	Change since previous quarter
Quarter ending December 2017	435	
Quarter ending March 2018	481	↑
Quarter ending June 2018	482	→
Quarter ending September 2018	470	↓
Quarter ending December 2018	470	→
Variance since December 2017	8.0%	↑



ACTIVITY



Month	Adjusted Scheduled Activity (UDA)	
	2018	2019
April	31	47
May	71	114
June	128	143
July	206	203
August	227	261
September	315	315
October	373	340
November	382	417
December	382	446
January	396	
February	509	
March	546	
April	566	
May	566	
June	566	

QUALITY

	Quantity	Base Number	Contract	AT	Region	England
% of FP17s for the same patient ID Re-attending within 3 months - Children	15	323	4.6%	10.7%	11.8%	11.8%
% of FP17s for the same patient ID Re-attending within 3 months - Adults	0	5	0.0%	15.9%	16.7%	15.6%
% of FP17s for the same patient ID Re-attending between 3 & 9 months - Children	80	323	24.8%	44.8%	48.6%	58.8%
% of FP17s for the same patient ID Re-attending between 3 & 9 months - Adults	2	5	40.0%	37.0%	39.1%	51.0%
% of FP17s for Band 1 Urgent Courses	0	314	0.0%	10.9%	10.6%	9.0%
% of FP17s Relating to Free Repair or Replacements	0	314	0.0%	0.5%	0.5%	0.8%
% of FP17s Relating to Continuations	0	314	0.0%	0.7%	0.7%	0.9%
% of Patients satisfied with the dentistry they have received	0	0	N/A	90.9%	90.2%	93.2%
% of Patients satisfied with the time they had to wait for an appointment	0	0	N/A	82.1%	85.0%	88.3%

* This is based on patients treated on this contract for their most recent course of treatment. Figures in italics indicate the base number of FP17s or Patient Questionnaire responses are less than 100. N/A is shown where the base number of responses is less than 10 during the period. % is calculated as Quantity/Base number*100

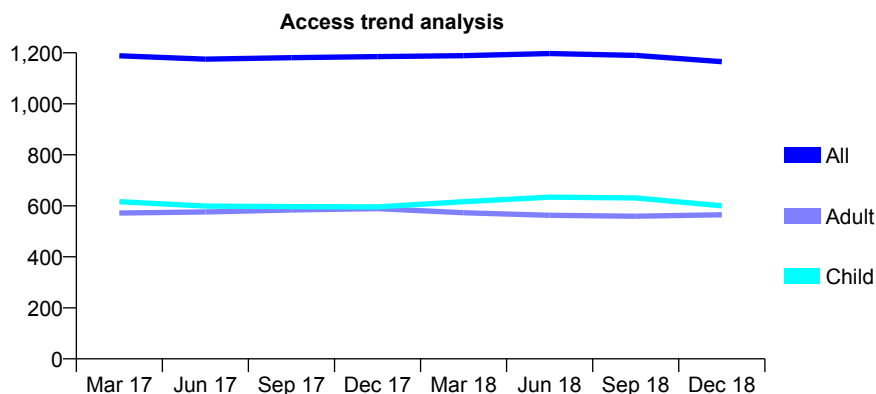
Q61 - Vital Signs At a Glance Contract Report for 912085/0001 - December 2018

Name or company name	MR MP BASS
Contract type name	GDS Contract
Purpose of contract	General
Contract start date	01/04/2006
Contract end date	

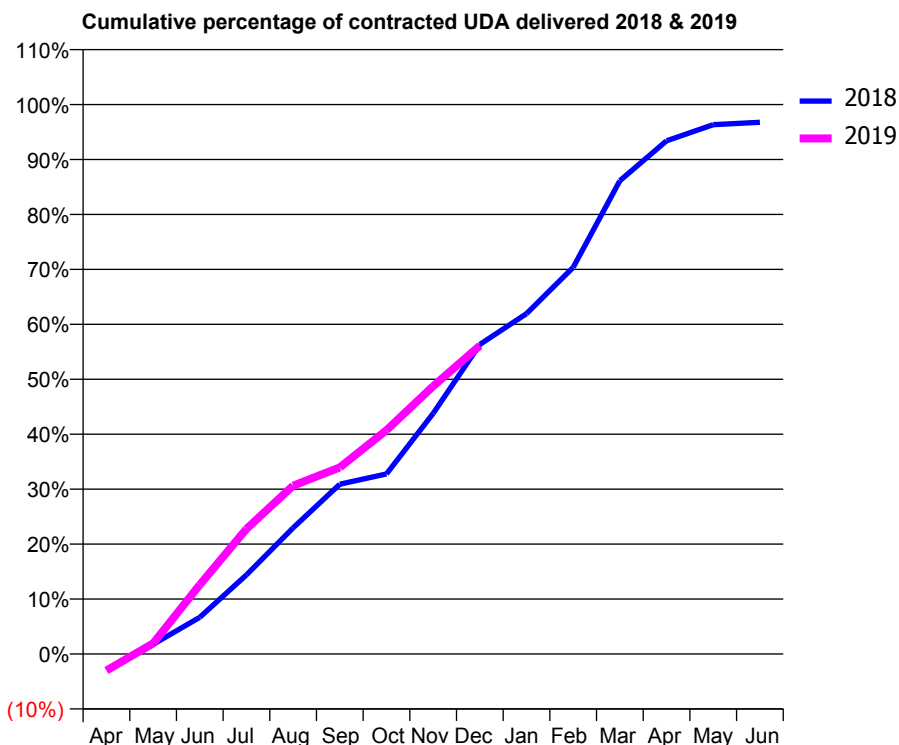
18/19 Contracted general activity (UDA)	2,738
Carry forward general activity (UDA)	89
18/19 Contracted orthodontic activity (UOA)	0
Carry forward orthodontic activity (UOA)	0
Baseline contract value	£61,188.94

ACCESS*

Patients seen in 24 months	Total	Change since previous quarter
Quarter ending December 2017	1,185	
Quarter ending March 2018	1,189	→
Quarter ending June 2018	1,197	→
Quarter ending September 2018	1,190	→
Quarter ending December 2018	1,165	↓
Variance since December 2017	(1.7%)	↓



ACTIVITY



Adjusted Scheduled Activity (UDA)		
Month	2018	2019
April	-79	-83
May	48	53
June	183	345
July	395	624
August	629	839
September	846	930
October	897	1,115
November	1,199	1,335
December	1,543	1,537
January	1,696	
February	1,927	
March	2,358	
April	2,557	
May	2,637	
June	2,649	

QUALITY

	Quantity	Base Number	Contract	AT	Region	England
% of FP17s for the same patient ID Re-attending within 3 months - Children	56	501	11.2%	10.7%	11.8%	11.8%
% of FP17s for the same patient ID Re-attending within 3 months - Adults	93	447	20.8%	15.9%	16.7%	15.6%
% of FP17s for the same patient ID Re-attending between 3 & 9 months - Children	184	501	36.7%	44.8%	48.6%	58.8%
% of FP17s for the same patient ID Re-attending between 3 & 9 months - Adults	157	447	35.1%	37.0%	39.1%	51.0%
% of FP17s for Band 1 Urgent Courses	33	795	4.2%	10.9%	10.6%	9.0%
% of FP17s Relating to Free Repair or Replacements	9	795	1.1%	0.5%	0.5%	0.8%
% of FP17s Relating to Continuations	2	795	0.3%	0.7%	0.7%	0.9%
% of Patients satisfied with the dentistry they have received	0	0	N/A	90.9%	90.2%	93.2%
% of Patients satisfied with the time they had to wait for an appointment	0	0	N/A	82.1%	85.0%	88.3%

* This is based on patients treated on this contract for their most recent course of treatment. Figures in italics indicate the base number of FP17s or Patient Questionnaire responses are less than 100. N/A is shown where the base number of responses is less than 10 during the period. % is calculated as Quantity/Base number*100

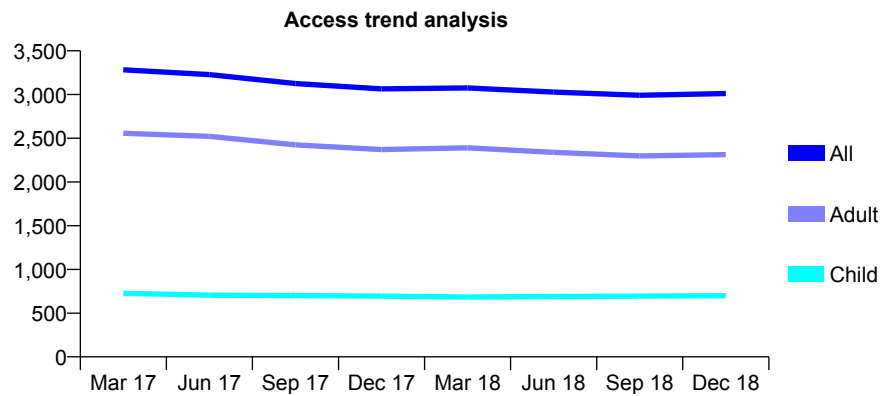
Q61 - Vital Signs At a Glance Contract Report for 912468/0001 - December 2018

Name or company name	MR KN FALEKKOS
Contract type name	GDS Contract
Purpose of contract	General
Contract start date	01/04/2006
Contract end date	

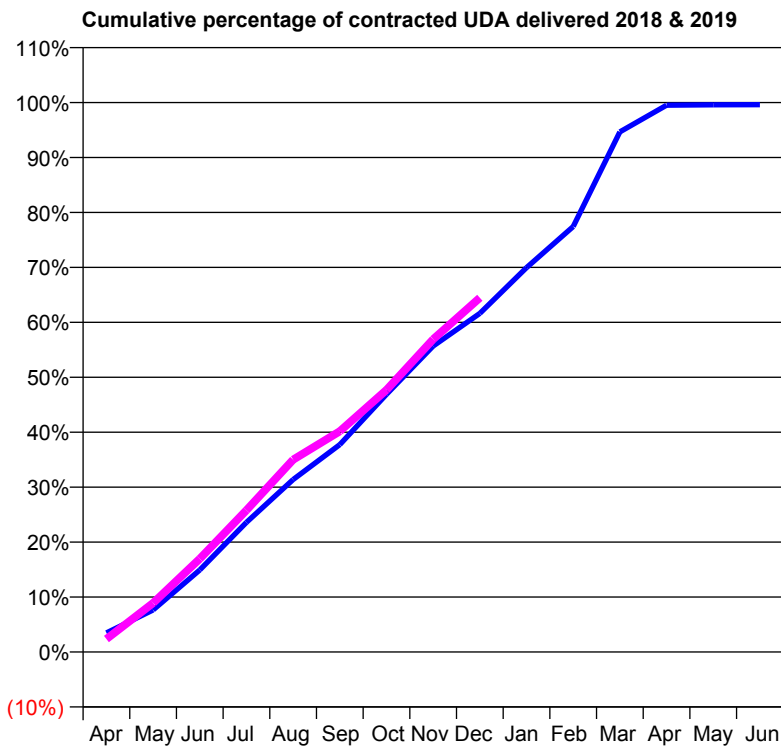
18/19 Contracted general activity (UDA)	8,701
Carry forward general activity (UDA)	34
18/19 Contracted orthodontic activity (UOA)	0
Carry forward orthodontic activity (UOA)	0
Baseline contract value	£243,148.59

ACCESS*

Patients seen in 24 months	Total	Change since previous quarter
Quarter ending December 2017	3,065	
Quarter ending March 2018	3,075	→
Quarter ending June 2018	3,028	↓
Quarter ending September 2018	2,992	↓
Quarter ending December 2018	3,011	→
Variance since December 2017	(1.8%)	↓



ACTIVITY



Month	Adjusted Scheduled Activity (UDA)	
	2018	2019
April	303	206
May	665	776
June	1,300	1,477
July	2,053	2,245
August	2,732	3,046
September	3,284	3,496
October	4,081	4,150
November	4,845	4,953
December	5,362	5,608
January	6,085	
February	6,736	
March	8,236	
April	8,658	
May	8,664	
June	8,667	

QUALITY

	Quantity	Base Number	Contract	AT	Region	England
% of FP17s for the same patient ID Re-attending within 3 months - Children	40	725	5.5%	10.7%	11.8%	11.8%
% of FP17s for the same patient ID Re-attending within 3 months - Adults	231	2,035	11.4%	15.9%	16.7%	15.6%
% of FP17s for the same patient ID Re-attending between 3 & 9 months - Children	404	725	55.7%	44.8%	48.6%	58.8%
% of FP17s for the same patient ID Re-attending between 3 & 9 months - Adults	1,024	2,035	50.3%	37.0%	39.1%	51.0%
% of FP17s for Band 1 Urgent Courses	253	2,619	9.7%	10.9%	10.6%	9.0%
% of FP17s Relating to Free Repair or Replacements	4	2,619	0.2%	0.5%	0.5%	0.8%
% of FP17s Relating to Continuations	2	2,619	0.1%	0.7%	0.7%	0.9%
% of Patients satisfied with the dentistry they have received	2	2	N/A	90.9%	90.2%	93.2%
% of Patients satisfied with the time they had to wait for an appointment	1	2	N/A	82.1%	85.0%	88.3%

* This is based on patients treated on this contract for their most recent course of treatment. Figures in italics indicate the base number of FP17s or Patient Questionnaire responses are less than 100. N/A is shown where the base number of responses is less than 10 during the period. % is calculated as Quantity/Base number*100

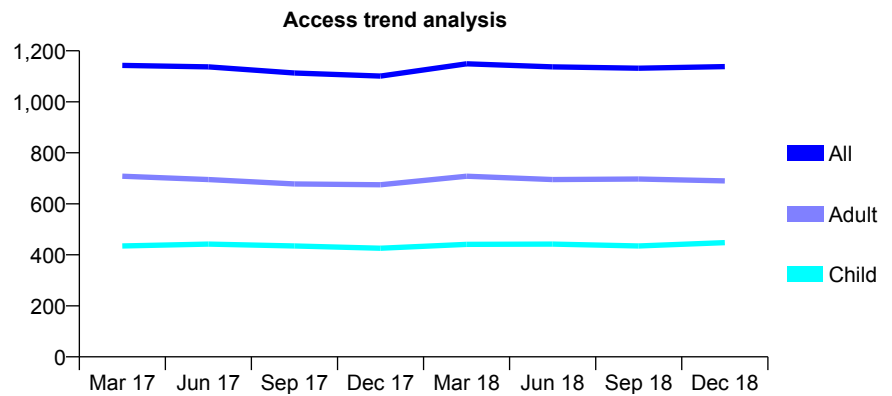
Q61 - Vital Signs At a Glance Contract Report for 914681/0001 - December 2018

Name or company name	MR VK SETHI
Contract type name	GDS Contract
Purpose of contract	General
Contract start date	01/04/2006
Contract end date	

18/19 Contracted general activity (UDA)	4,926
Carry forward general activity (UDA)	161
18/19 Contracted orthodontic activity (UOA)	0
Carry forward orthodontic activity (UOA)	0
Baseline contract value	£174,577.90

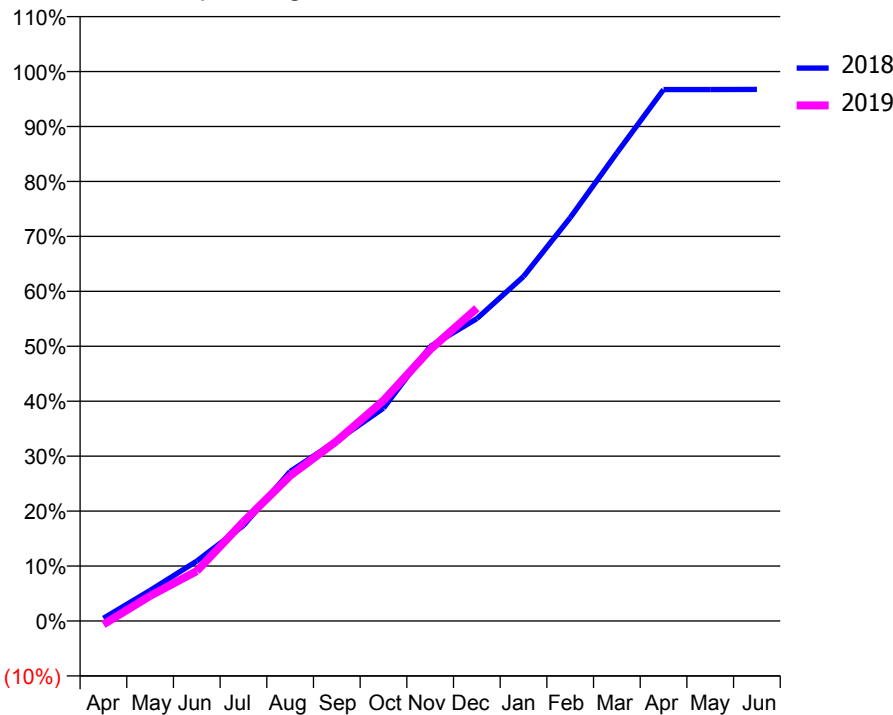
ACCESS*

Patients seen in 24 months	Total	Change since previous quarter
Quarter ending December 2017	1,101	
Quarter ending March 2018	1,149	↑
Quarter ending June 2018	1,137	↓
Quarter ending September 2018	1,132	→
Quarter ending December 2018	1,138	→
Variance since December 2017	3.4%	↑



ACTIVITY

Cumulative percentage of contracted UDA delivered 2018 & 2019



Month	Adjusted Scheduled Activity (UDA)	
	2018	2019
April	25	-32
May	274	225
June	537	448
July	856	890
August	1,341	1,302
September	1,616	1,614
October	1,908	1,977
November	2,461	2,434
December	2,710	2,804
January	3,089	
February	3,616	
March	4,196	
April	4,764	
May	4,764	
June	4,765	

QUALITY

	Quantity	Base Number	Contract	AT	Region	England
% of FP17s for the same patient ID Re-attending within 3 months - Children	31	548	5.7%	10.7%	11.8%	11.8%
% of FP17s for the same patient ID Re-attending within 3 months - Adults	118	708	16.7%	15.9%	16.7%	15.6%
% of FP17s for the same patient ID Re-attending between 3 & 9 months - Children	373	548	68.1%	44.8%	48.6%	58.8%
% of FP17s for the same patient ID Re-attending between 3 & 9 months - Adults	386	708	54.5%	37.0%	39.1%	51.0%
% of FP17s for Band 1 Urgent Courses	68	1,129	6.0%	10.9%	10.6%	9.0%
% of FP17s Relating to Free Repair or Replacements	0	1,129	0.0%	0.5%	0.5%	0.8%
% of FP17s Relating to Continuations	8	1,129	0.7%	0.7%	0.7%	0.9%
% of Patients satisfied with the dentistry they have received	0	0	N/A	90.9%	90.2%	93.2%
% of Patients satisfied with the time they had to wait for an appointment	0	0	N/A	82.1%	85.0%	88.3%

* This is based on patients treated on this contract for their most recent course of treatment. Figures in italics indicate the base number of FP17s or Patient Questionnaire responses are less than 100. N/A is shown where the base number of responses is less than 10 during the period. % is calculated as Quantity/Base number*100

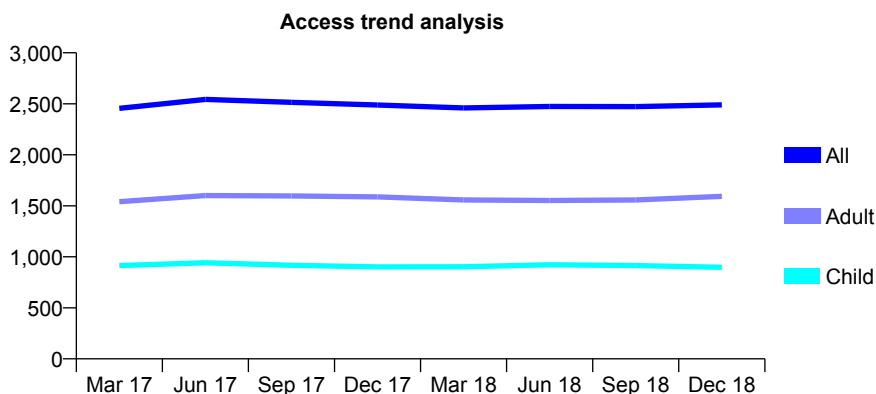
Q61 - Vital Signs At a Glance Contract Report for 916358/0002 - December 2018

Name or company name	MR PD CLESHAM
Contract type name	GDS Contract
Purpose of contract	General
Contract start date	01/05/2015
Contract end date	

18/19 Contracted general activity (UDA)	7,986
Carry forward general activity (UDA)	252
18/19 Contracted orthodontic activity (UOA)	0
Carry forward orthodontic activity (UOA)	0
Baseline contract value	£224,077.82

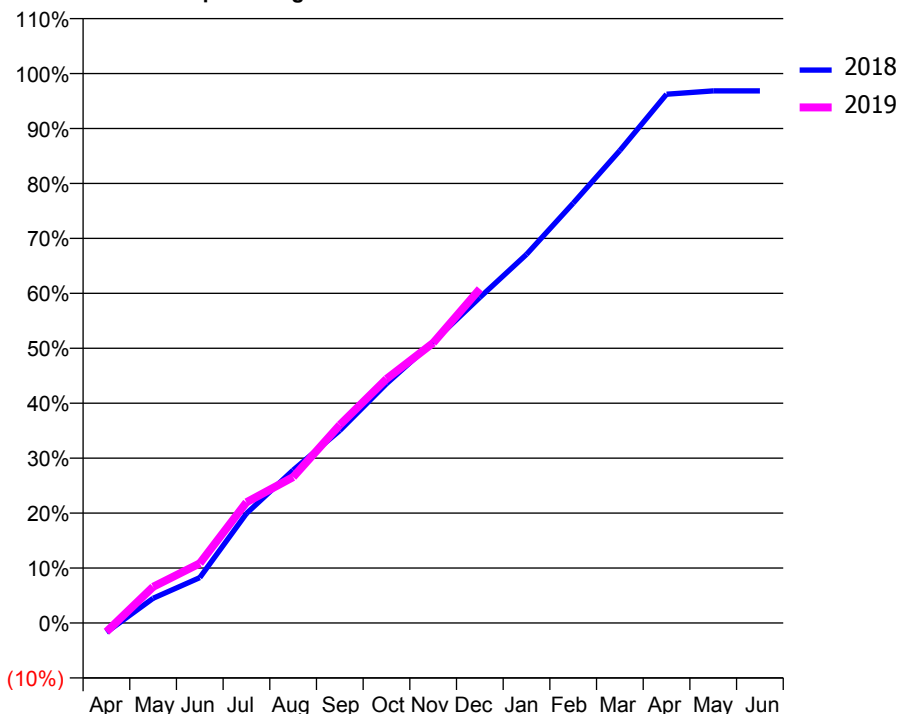
ACCESS*

Patients seen in 24 months	Total	Change since previous quarter
Quarter ending December 2017	2,488	
Quarter ending March 2018	2,460	↓
Quarter ending June 2018	2,474	→
Quarter ending September 2018	2,473	→
Quarter ending December 2018	2,490	→
Variance since December 2017	0.1%	→



ACTIVITY

Cumulative percentage of contracted UDA delivered 2018 & 2019



Month	Adjusted Scheduled Activity (UDA)	
	2018	2019
April	-136	-129
May	359	526
June	659	868
July	1,592	1,755
August	2,221	2,121
September	2,798	2,878
October	3,478	3,548
November	4,087	4,070
December	4,731	4,855
January	5,357	
February	6,102	
March	6,866	
April	7,685	
May	7,734	
June	7,734	

QUALITY

	Quantity	Base Number	Contract	AT	Region	England
% of FP17s for the same patient ID Re-attending within 3 months - Children	56	766	7.3%	10.7%	11.8%	11.8%
% of FP17s for the same patient ID Re-attending within 3 months - Adults	170	1,269	13.4%	15.9%	16.7%	15.6%
% of FP17s for the same patient ID Re-attending between 3 & 9 months - Children	226	766	29.5%	44.8%	48.6%	58.8%
% of FP17s for the same patient ID Re-attending between 3 & 9 months - Adults	404	1,269	31.8%	37.0%	39.1%	51.0%
% of FP17s for Band 1 Urgent Courses	156	1,818	8.6%	10.9%	10.6%	9.0%
% of FP17s Relating to Free Repair or Replacements	1	1,818	0.1%	0.5%	0.5%	0.8%
% of FP17s Relating to Continuations	7	1,818	0.4%	0.7%	0.7%	0.9%
% of Patients satisfied with the dentistry they have received	0	0	N/A	90.9%	90.2%	93.2%
% of Patients satisfied with the time they had to wait for an appointment	0	0	N/A	82.1%	85.0%	88.3%

* This is based on patients treated on this contract for their most recent course of treatment. Figures in italics indicate the base number of FP17s or Patient Questionnaire responses are less than 100. N/A is shown where the base number of responses is less than 10 during the period. % is calculated as Quantity/Base number*100

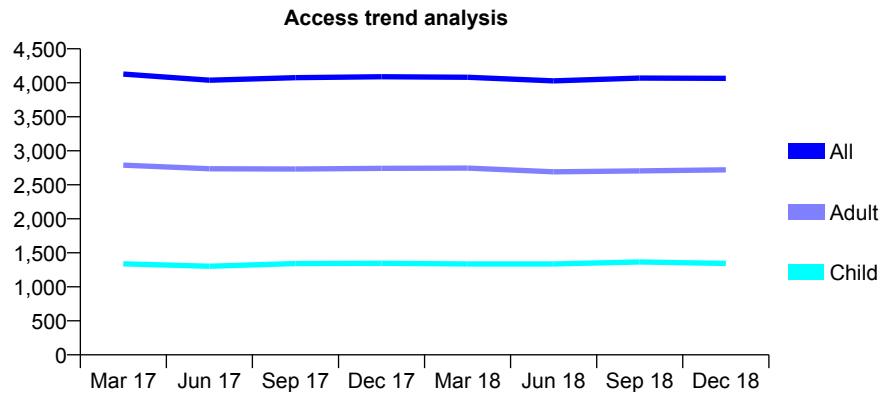
Q61 - Vital Signs At a Glance Contract Report for 917079/0001 - December 2018

Name or company name	MRS A LEE
Contract type name	GDS Contract
Purpose of contract	General and Orthodontic
Contract start date	01/04/2006
Contract end date	

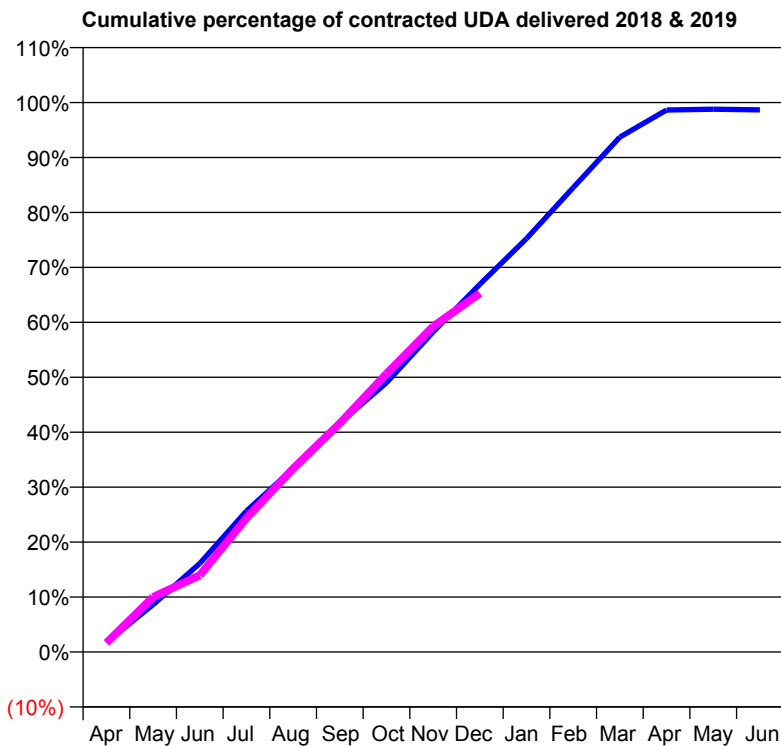
18/19 Contracted general activity (UDA)	9,302
Carry forward general activity (UDA)	125
18/19 Contracted orthodontic activity (UOA)	1,353
Carry forward orthodontic activity (UOA)	3
Baseline contract value	£384,994.08

ACCESS*

Patients seen in 24 months	Total	Change since previous quarter
Quarter ending December 2017	4,089	
Quarter ending March 2018	4,082	→
Quarter ending June 2018	4,028	↓
Quarter ending September 2018	4,070	→
Quarter ending December 2018	4,065	→
Variance since December 2017	(0.6%)	→



ACTIVITY



Month	Adjusted Scheduled Activity (UDA)	
	2018	2019
April	165	155
May	802	931
June	1,500	1,299
July	2,388	2,267
August	3,104	3,105
September	3,880	3,870
October	4,558	4,710
November	5,420	5,512
December	6,225	6,073
January	6,999	
February	7,862	
March	8,717	
April	9,174	
May	9,189	
June	9,177	

QUALITY

	Quantity	Base Number	Contract	AT	Region	England
% of FP17s for the same patient ID Re-attending within 3 months - Children	112	1,273	8.8%	10.7%	11.8%	11.8%
% of FP17s for the same patient ID Re-attending within 3 months - Adults	242	1,902	12.7%	15.9%	16.7%	15.6%
% of FP17s for the same patient ID Re-attending between 3 & 9 months - Children	503	1,273	39.5%	44.8%	48.6%	58.8%
% of FP17s for the same patient ID Re-attending between 3 & 9 months - Adults	628	1,902	33.0%	37.0%	39.1%	51.0%
% of FP17s for Band 1 Urgent Courses	107	2,873	3.7%	10.9%	10.6%	9.0%
% of FP17s Relating to Free Repair or Replacements	18	2,873	0.6%	0.5%	0.5%	0.8%
% of FP17s Relating to Continuations	36	2,873	1.3%	0.7%	0.7%	0.9%
% of Patients satisfied with the dentistry they have received	1	1	N/A	90.9%	90.2%	93.2%
% of Patients satisfied with the time they had to wait for an appointment	1	1	N/A	82.1%	85.0%	88.3%

* This is based on patients treated on this contract for their most recent course of treatment. Figures in italics indicate the base number of FP17s or Patient Questionnaire responses are less than 100. N/A is shown where the base number of responses is less than 10 during the period. % is calculated as Quantity/Base number*100

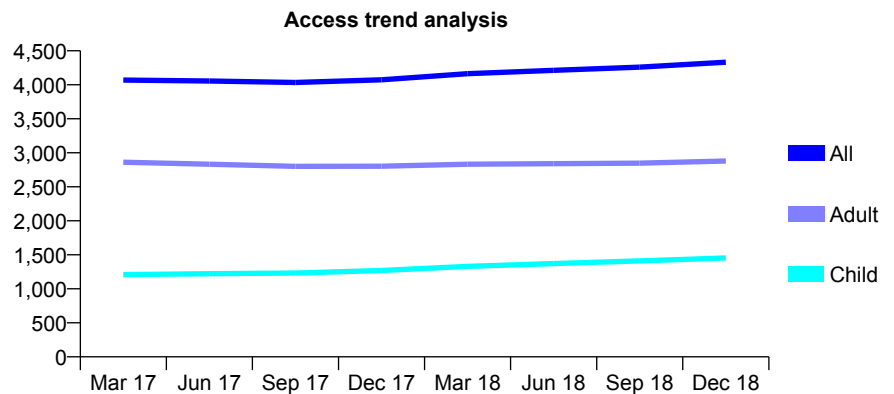
Q61 - Vital Signs At a Glance Contract Report for 918393/0001 - December 2018

Name or company name	MISS SV SMALL
Contract type name	GDS Contract
Purpose of contract	General
Contract start date	01/04/2006
Contract end date	

18/19 Contracted general activity (UDA)	9,569
Carry forward general activity (UDA)	-187
18/19 Contracted orthodontic activity (UOA)	0
Carry forward orthodontic activity (UOA)	0
Baseline contract value	£276,781.78

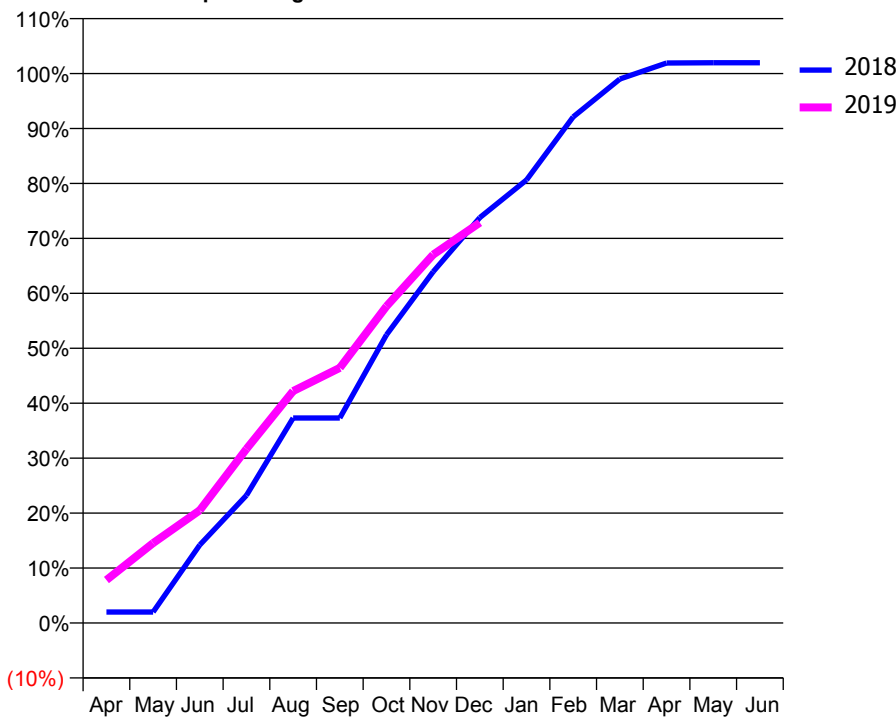
ACCESS*

Patients seen in 24 months	Total	Change since previous quarter
Quarter ending December 2017	4,073	
Quarter ending March 2018	4,164	↑
Quarter ending June 2018	4,212	→
Quarter ending September 2018	4,260	→
Quarter ending December 2018	4,333	→
Variance since December 2017	6.4%	↑



ACTIVITY

Cumulative percentage of contracted UDA delivered 2018 & 2019



Month	Adjusted Scheduled Activity (UDA)	
	2018	2019
April	191	750
May	191	1,393
June	1,360	1,963
July	2,224	3,032
August	3,569	4,038
September	3,569	4,443
October	5,020	5,517
November	6,118	6,415
December	7,060	6,972
January	7,715	
February	8,814	
March	9,473	
April	9,753	
May	9,756	
June	9,756	

QUALITY

	Quantity	Base Number	Contract	AT	Region	England
% of FP17s for the same patient ID Re-attending within 3 months - Children	204	1,772	11.5%	10.7%	11.8%	11.8%
% of FP17s for the same patient ID Re-attending within 3 months - Adults	574	3,181	18.0%	15.9%	16.7%	15.6%
% of FP17s for the same patient ID Re-attending between 3 & 9 months - Children	1,022	1,772	57.7%	44.8%	48.6%	58.8%
% of FP17s for the same patient ID Re-attending between 3 & 9 months - Adults	1,599	3,181	50.3%	37.0%	39.1%	51.0%
% of FP17s for Band 1 Urgent Courses	421	3,890	10.8%	10.9%	10.6%	9.0%
% of FP17s Relating to Free Repair or Replacements	14	3,890	0.4%	0.5%	0.5%	0.8%
% of FP17s Relating to Continuations	59	3,890	1.5%	0.7%	0.7%	0.9%
% of Patients satisfied with the dentistry they have received	4	4	N/A	90.9%	90.2%	93.2%
% of Patients satisfied with the time they had to wait for an appointment	4	4	N/A	82.1%	85.0%	88.3%

* This is based on patients treated on this contract for their most recent course of treatment. Figures in italics indicate the base number of FP17s or Patient Questionnaire responses are less than 100. N/A is shown where the base number of responses is less than 10 during the period. % is calculated as Quantity/Base number*100

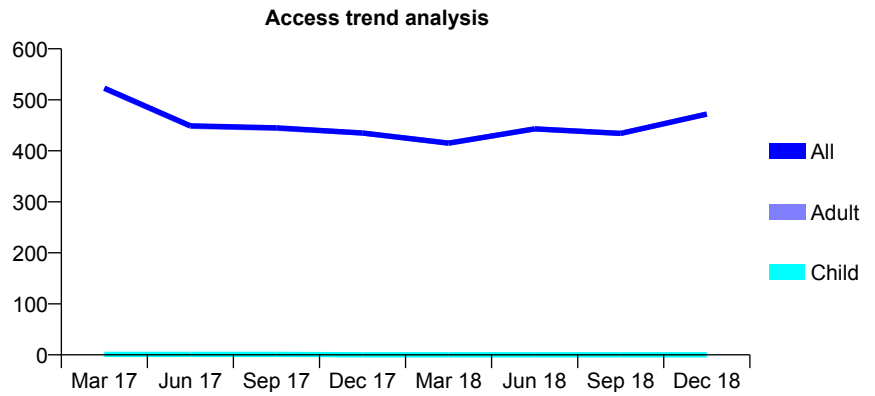
Q61 - Vital Signs At a Glance Contract Report for 921351/0007 - December 2018

Name or company name	MR PK CHOPRA
Contract type name	GDS Contract
Purpose of contract	General
Contract start date	01/04/2006
Contract end date	

18/19 Contracted general activity (UDA)	1,800
Carry forward general activity (UDA)	0
18/19 Contracted orthodontic activity (UOA)	0
Carry forward orthodontic activity (UOA)	0
Baseline contract value	£52,970.56

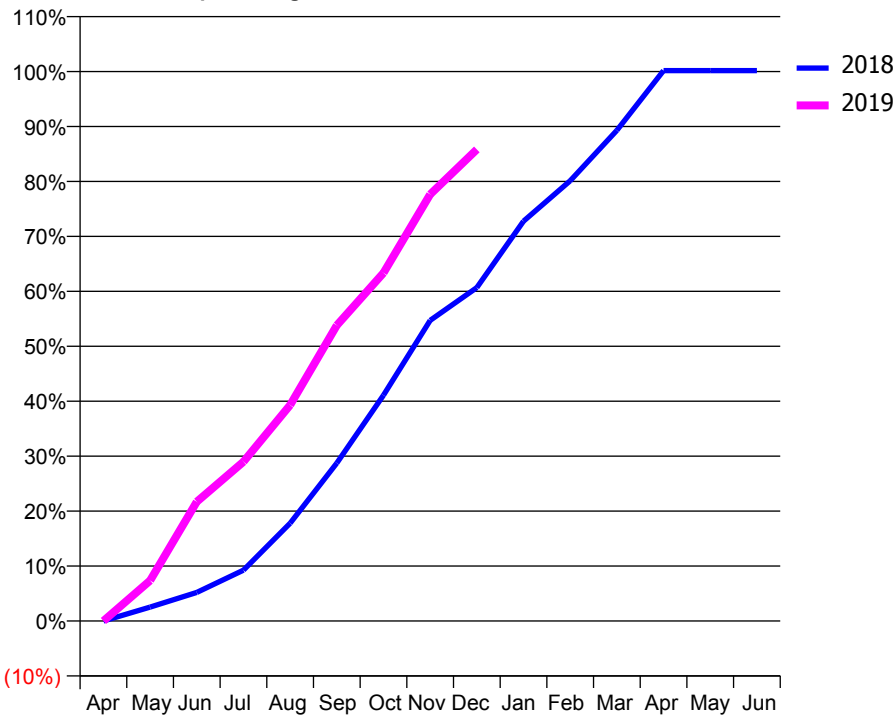
ACCESS*

Patients seen in 24 months	Total	Change since previous quarter
Quarter ending December 2017	435	
Quarter ending March 2018	415	↓
Quarter ending June 2018	443	↑
Quarter ending September 2018	434	↓
Quarter ending December 2018	472	↑
Variance since December 2017	8.5%	↑



ACTIVITY

Cumulative percentage of contracted UDA delivered 2018 & 2019



Month	Adjusted Scheduled Activity (UDA)	
	2018	2019
April	0	0
May	46	133
June	94	391
July	167	522
August	320	708
September	517	968
October	740	1,140
November	985	1,398
December	1,092	1,545
January	1,310	
February	1,442	
March	1,607	
April	1,803	
May	1,803	
June	1,803	

QUALITY

	Quantity	Base Number	Contract	AT	Region	England
% of FP17s for the same patient ID Re-attending within 3 months - Children	0	0	N/A	10.7%	11.8%	11.8%
% of FP17s for the same patient ID Re-attending within 3 months - Adults	19	302	6.3%	15.9%	16.7%	15.6%
% of FP17s for the same patient ID Re-attending between 3 & 9 months - Children	0	0	N/A	44.8%	48.6%	58.8%
% of FP17s for the same patient ID Re-attending between 3 & 9 months - Adults	21	302	7.0%	37.0%	39.1%	51.0%
% of FP17s for Band 1 Urgent Courses	68	272	25.0%	10.9%	10.6%	9.0%
% of FP17s Relating to Free Repair or Replacements	1	272	0.4%	0.5%	0.5%	0.8%
% of FP17s Relating to Continuations	0	272	0.0%	0.7%	0.7%	0.9%
% of Patients satisfied with the dentistry they have received	0	0	N/A	90.9%	90.2%	93.2%
% of Patients satisfied with the time they had to wait for an appointment	0	0	N/A	82.1%	85.0%	88.3%

* This is based on patients treated on this contract for their most recent course of treatment. Figures in italics indicate the base number of FP17s or Patient Questionnaire responses are less than 100. N/A is shown where the base number of responses is less than 10 during the period. % is calculated as Quantity/Base number*100

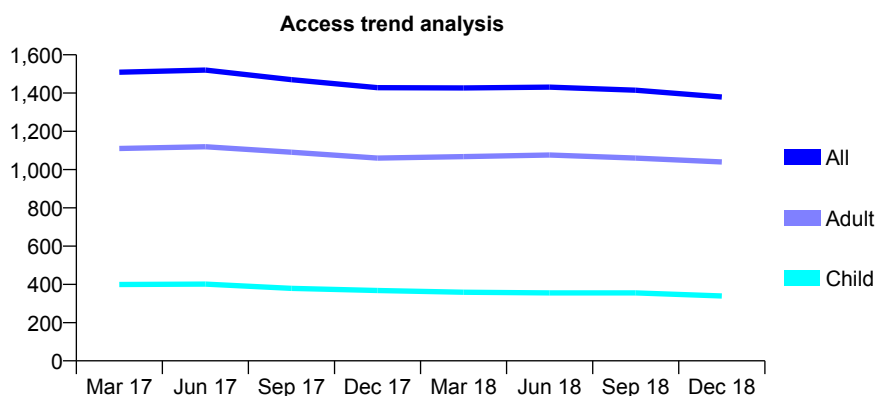
Q61 - Vital Signs At a Glance Contract Report for 921734/0001 - December 2018

Name or company name	MR N PATEL
Contract type name	GDS Contract
Purpose of contract	General
Contract start date	01/04/2006
Contract end date	

18/19 Contracted general activity (UDA)	5,448
Carry forward general activity (UDA)	-71
18/19 Contracted orthodontic activity (UOA)	0
Carry forward orthodontic activity (UOA)	0
Baseline contract value	£189,048.45

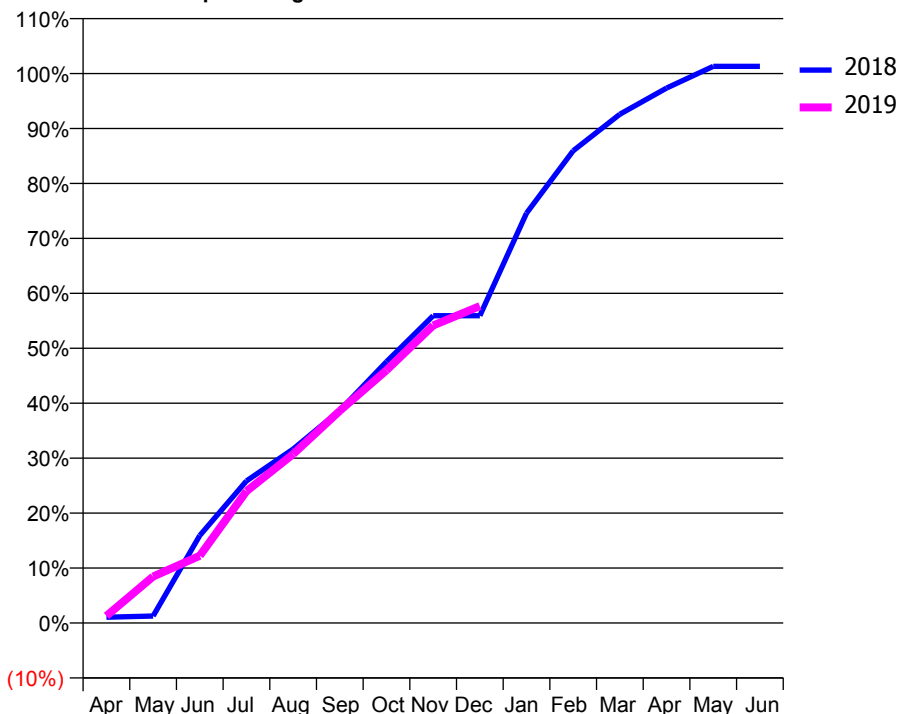
ACCESS*

Patients seen in 24 months	Total	Change since previous quarter
Quarter ending December 2017	1,428	
Quarter ending March 2018	1,427	→
Quarter ending June 2018	1,431	→
Quarter ending September 2018	1,415	↓
Quarter ending December 2018	1,379	↓
Variance since December 2017	(3.4%)	↓



ACTIVITY

Cumulative percentage of contracted UDA delivered 2018 & 2019



Month	Adjusted Scheduled Activity (UDA)	
	2018	2019
April	57	71
May	70	460
June	867	667
July	1,409	1,306
August	1,724	1,674
September	2,107	2,104
October	2,591	2,506
November	3,047	2,951
December	3,047	3,142
January	4,064	
February	4,682	
March	5,045	
April	5,303	
May	5,519	
June	5,519	

QUALITY

	Quantity	Base Number	Contract	AT	Region	England
% of FP17s for the same patient ID Re-attending within 3 months - Children	9	342	2.6%	10.7%	11.8%	11.8%
% of FP17s for the same patient ID Re-attending within 3 months - Adults	45	825	5.5%	15.9%	16.7%	15.6%
% of FP17s for the same patient ID Re-attending between 3 & 9 months - Children	158	342	46.2%	44.8%	48.6%	58.8%
% of FP17s for the same patient ID Re-attending between 3 & 9 months - Adults	340	825	41.2%	37.0%	39.1%	51.0%
% of FP17s for Band 1 Urgent Courses	8	1,068	0.7%	10.9%	10.6%	9.0%
% of FP17s Relating to Free Repair or Replacements	0	1,068	0.0%	0.5%	0.5%	0.8%
% of FP17s Relating to Continuations	0	1,068	0.0%	0.7%	0.7%	0.9%
% of Patients satisfied with the dentistry they have received	0	0	N/A	90.9%	90.2%	93.2%
% of Patients satisfied with the time they had to wait for an appointment	0	0	N/A	82.1%	85.0%	88.3%

* This is based on patients treated on this contract for their most recent course of treatment. Figures in italics indicate the base number of FP17s or Patient Questionnaire responses are less than 100. N/A is shown where the base number of responses is less than 10 during the period. % is calculated as Quantity/Base number*100

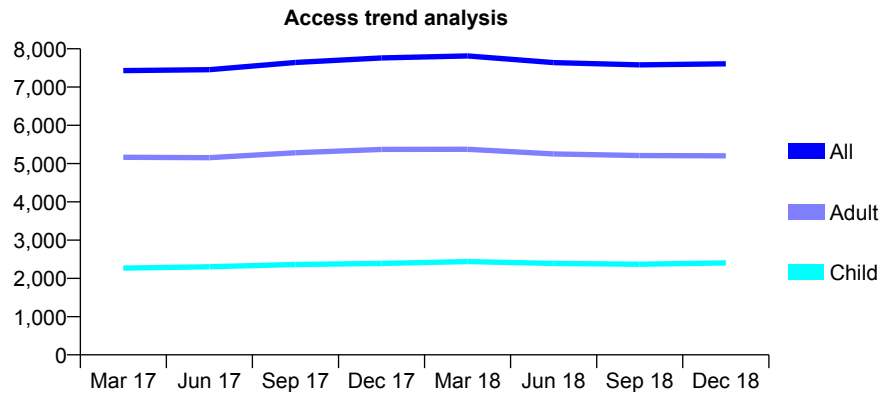
Q61 - Vital Signs At a Glance Contract Report for 921742/0002 - December 2018

Name or company name	MR AA OJETUNDE
Contract type name	GDS Contract
Purpose of contract	General
Contract start date	01/04/2006
Contract end date	

18/19 Contracted general activity (UDA)	31,006
Carry forward general activity (UDA)	1,054
18/19 Contracted orthodontic activity (UOA)	0
Carry forward orthodontic activity (UOA)	0
Baseline contract value	£1,015,581.29

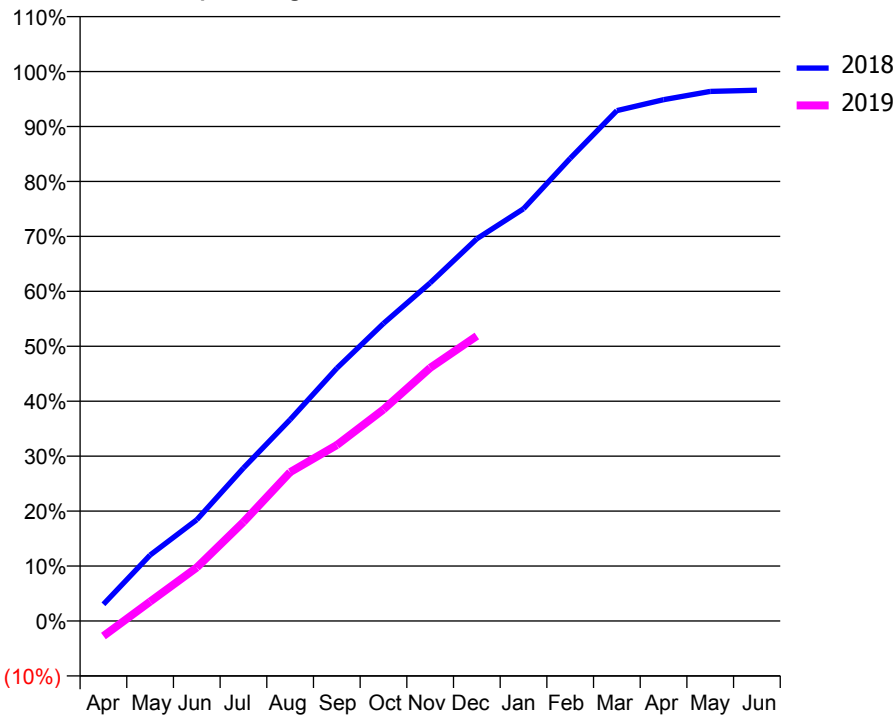
ACCESS*

Patients seen in 24 months	Total	Change since previous quarter
Quarter ending December 2017	7,761	
Quarter ending March 2018	7,815	→
Quarter ending June 2018	7,639	↓
Quarter ending September 2018	7,580	→
Quarter ending December 2018	7,607	→
Variance since December 2017	(2.0%)	↓



ACTIVITY

Cumulative percentage of contracted UDA delivered 2018 & 2019



Month	Adjusted Scheduled Activity (UDA)	
	2018	2019
April	942	-857
May	3,721	1,097
June	5,712	3,022
July	8,636	5,584
August	11,369	8,404
September	14,263	9,931
October	16,793	11,936
November	19,077	14,283
December	21,570	16,087
January	23,264	
February	26,107	
March	28,799	
April	29,419	
May	29,881	
June	29,952	

QUALITY

	Quantity	Base Number	Contract	AT	Region	England
% of FP17s for the same patient ID Re-attending within 3 months - Children	170	1,830	9.3%	10.7%	11.8%	11.8%
% of FP17s for the same patient ID Re-attending within 3 months - Adults	539	3,635	14.8%	15.9%	16.7%	15.6%
% of FP17s for the same patient ID Re-attending between 3 & 9 months - Children	525	1,830	28.7%	44.8%	48.6%	58.8%
% of FP17s for the same patient ID Re-attending between 3 & 9 months - Adults	852	3,635	23.4%	37.0%	39.1%	51.0%
% of FP17s for Band 1 Urgent Courses	676	5,176	13.1%	10.9%	10.6%	9.0%
% of FP17s Relating to Free Repair or Replacements	44	5,176	0.9%	0.5%	0.5%	0.8%
% of FP17s Relating to Continuations	80	5,176	1.5%	0.7%	0.7%	0.9%
% of Patients satisfied with the dentistry they have received	2	2	N/A	90.9%	90.2%	93.2%
% of Patients satisfied with the time they had to wait for an appointment	2	2	N/A	82.1%	85.0%	88.3%

* This is based on patients treated on this contract for their most recent course of treatment. Figures in italics indicate the base number of FP17s or Patient Questionnaire responses are less than 100. N/A is shown where the base number of responses is less than 10 during the period. % is calculated as Quantity/Base number*100

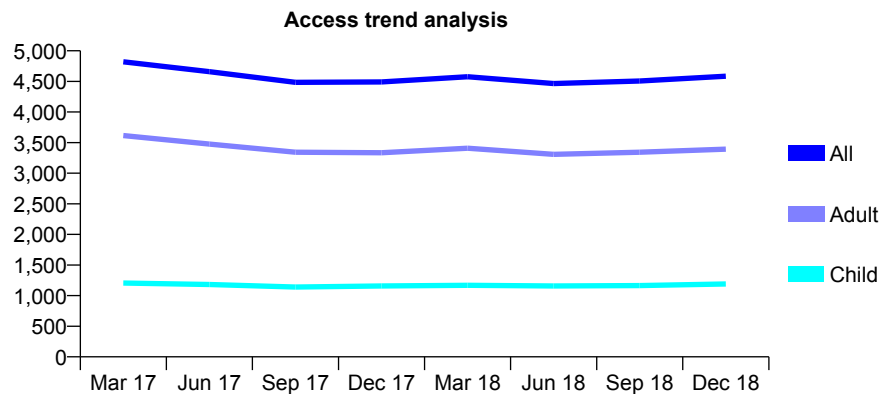
Q61 - Vital Signs At a Glance Contract Report for 921777/0001 - December 2018

Name or company name	MISS A AGGARWAL
Contract type name	GDS Contract
Purpose of contract	General
Contract start date	01/04/2006
Contract end date	

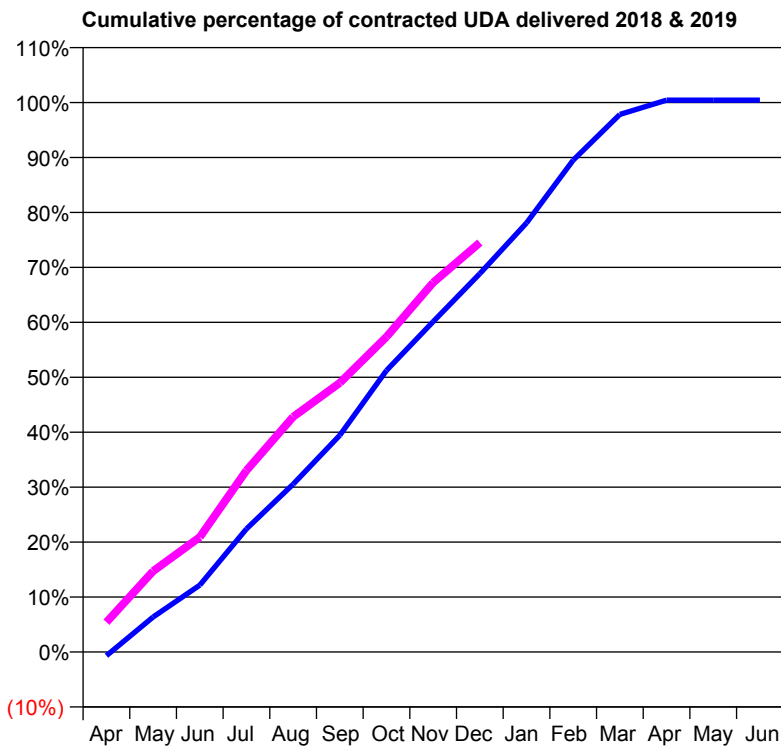
18/19 Contracted general activity (UDA)	11,405
Carry forward general activity (UDA)	-48
18/19 Contracted orthodontic activity (UOA)	0
Carry forward orthodontic activity (UOA)	0
Baseline contract value	£294,018.62

ACCESS*

Patients seen in 24 months	Total	Change since previous quarter
Quarter ending December 2017	4,492	
Quarter ending March 2018	4,576	→
Quarter ending June 2018	4,465	↓
Quarter ending September 2018	4,507	→
Quarter ending December 2018	4,585	→
Variance since December 2017	2.1%	↑



ACTIVITY



Month	Adjusted Scheduled Activity (UDA)	
	2018	2019
April	-78	617
May	727	1,677
June	1,387	2,385
July	2,555	3,767
August	3,484	4,880
September	4,500	5,586
October	5,844	6,542
November	6,858	7,668
December	7,853	8,497
January	8,904	
February	10,210	
March	11,157	
April	11,454	
May	11,453	
June	11,453	

QUALITY

	Quantity	Base Number	Contract	AT	Region	England
% of FP17s for the same patient ID Re-attending within 3 months - Children	124	1,429	8.7%	10.7%	11.8%	11.8%
% of FP17s for the same patient ID Re-attending within 3 months - Adults	534	3,700	14.4%	15.9%	16.7%	15.6%
% of FP17s for the same patient ID Re-attending between 3 & 9 months - Children	781	1,429	54.7%	44.8%	48.6%	58.8%
% of FP17s for the same patient ID Re-attending between 3 & 9 months - Adults	2,059	3,700	55.6%	37.0%	39.1%	51.0%
% of FP17s for Band 1 Urgent Courses	523	4,979	10.5%	10.9%	10.6%	9.0%
% of FP17s Relating to Free Repair or Replacements	68	4,979	1.4%	0.5%	0.5%	0.8%
% of FP17s Relating to Continuations	9	4,979	0.2%	0.7%	0.7%	0.9%
% of Patients satisfied with the dentistry they have received	2	2	N/A	90.9%	90.2%	93.2%
% of Patients satisfied with the time they had to wait for an appointment	2	2	N/A	82.1%	85.0%	88.3%

* This is based on patients treated on this contract for their most recent course of treatment. Figures in italics indicate the base number of FP17s or Patient Questionnaire responses are less than 100. N/A is shown where the base number of responses is less than 10 during the period. % is calculated as Quantity/Base number*100

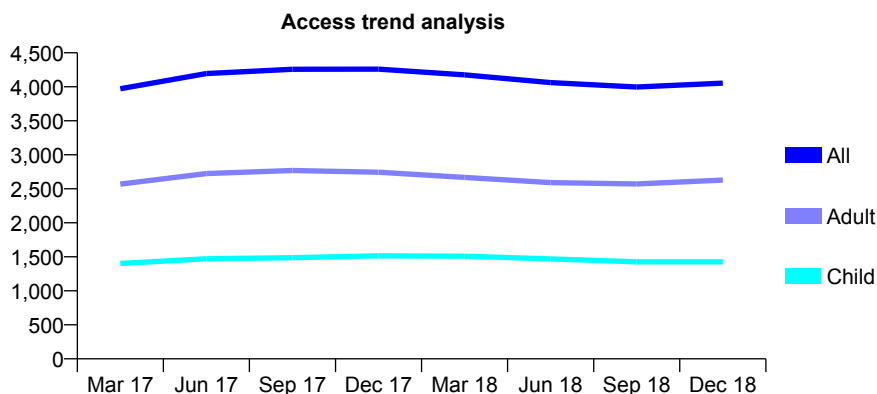
Q61 - Vital Signs At a Glance Contract Report for 925942/0001 - December 2018

Name or company name	MR YR SARWAR
Contract type name	GDS Contract
Purpose of contract	General
Contract start date	01/04/2006
Contract end date	

18/19 Contracted general activity (UDA)	8,836
Carry forward general activity (UDA)	-30
18/19 Contracted orthodontic activity (UOA)	0
Carry forward orthodontic activity (UOA)	0
Baseline contract value	£229,150.97

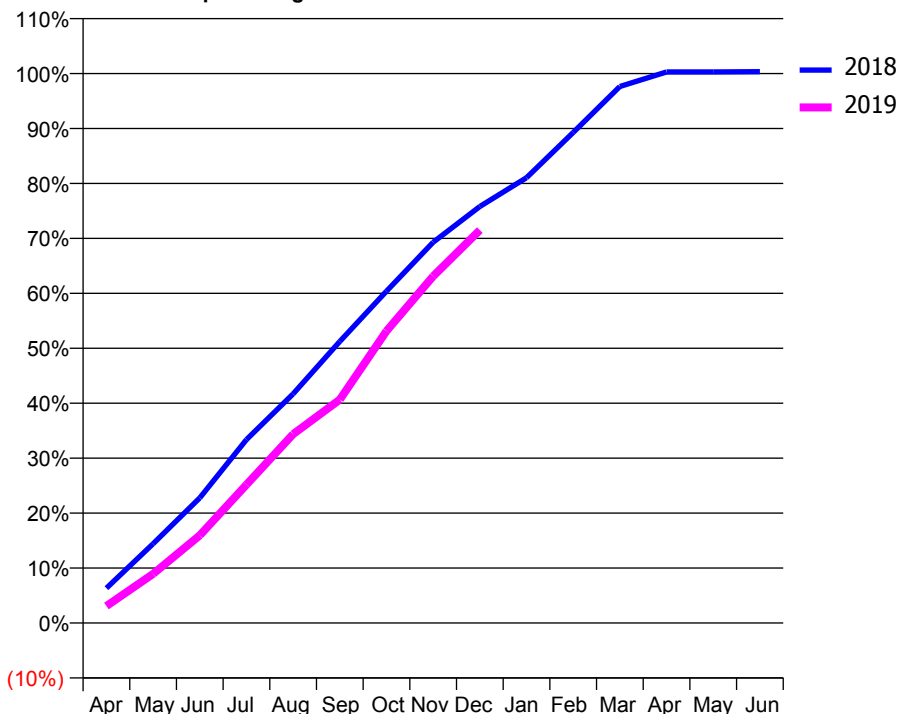
ACCESS*

Patients seen in 24 months	Total	Change since previous quarter
Quarter ending December 2017	4,259	
Quarter ending March 2018	4,176	↓
Quarter ending June 2018	4,062	↓
Quarter ending September 2018	3,998	↓
Quarter ending December 2018	4,054	→
Variance since December 2017	(4.8%)	↓



ACTIVITY

Cumulative percentage of contracted UDA delivered 2018 & 2019



Month	Adjusted Scheduled Activity (UDA)	
	2018	2019
April	560	273
May	1,275	790
June	2,011	1,410
July	2,949	2,225
August	3,685	3,038
September	4,527	3,592
October	5,337	4,695
November	6,122	5,577
December	6,697	6,318
January	7,161	
February	7,887	
March	8,627	
April	8,861	
May	8,861	
June	8,866	

QUALITY

	Quantity	Base Number	Contract	AT	Region	England
% of FP17s for the same patient ID Re-attending within 3 months - Children	88	1,227	7.2%	10.7%	11.8%	11.8%
% of FP17s for the same patient ID Re-attending within 3 months - Adults	264	1,949	13.5%	15.9%	16.7%	15.6%
% of FP17s for the same patient ID Re-attending between 3 & 9 months - Children	562	1,227	45.8%	44.8%	48.6%	58.8%
% of FP17s for the same patient ID Re-attending between 3 & 9 months - Adults	684	1,949	35.1%	37.0%	39.1%	51.0%
% of FP17s for Band 1 Urgent Courses	232	2,482	9.3%	10.9%	10.6%	9.0%
% of FP17s Relating to Free Repair or Replacements	11	2,482	0.4%	0.5%	0.5%	0.8%
% of FP17s Relating to Continuations	42	2,482	1.7%	0.7%	0.7%	0.9%
% of Patients satisfied with the dentistry they have received	0	0	N/A	90.9%	90.2%	93.2%
% of Patients satisfied with the time they had to wait for an appointment	0	0	N/A	82.1%	85.0%	88.3%

* This is based on patients treated on this contract for their most recent course of treatment. Figures in italics indicate the base number of FP17s or Patient Questionnaire responses are less than 100. N/A is shown where the base number of responses is less than 10 during the period. % is calculated as Quantity/Base number*100

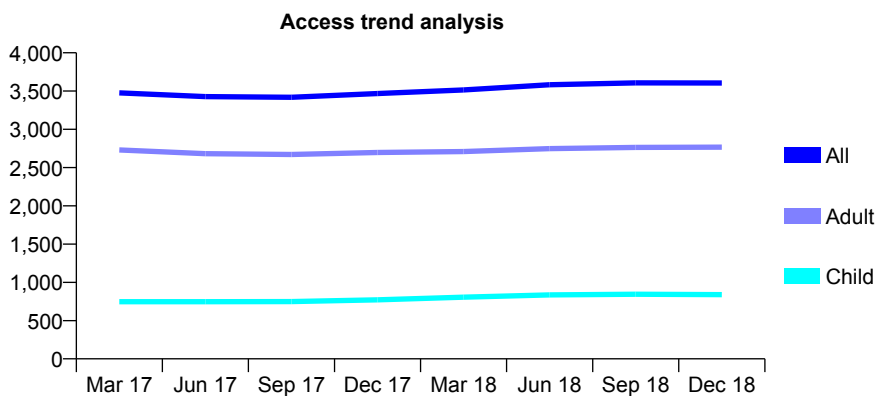
Q61 - Vital Signs At a Glance Contract Report for 925985/0001 - December 2018

Name or company name	MR S CHOPRA
Contract type name	GDS Contract
Purpose of contract	General
Contract start date	01/04/2006
Contract end date	

18/19 Contracted general activity (UDA)	6,963
Carry forward general activity (UDA)	411
18/19 Contracted orthodontic activity (UOA)	0
Carry forward orthodontic activity (UOA)	0
Baseline contract value	£247,548.54

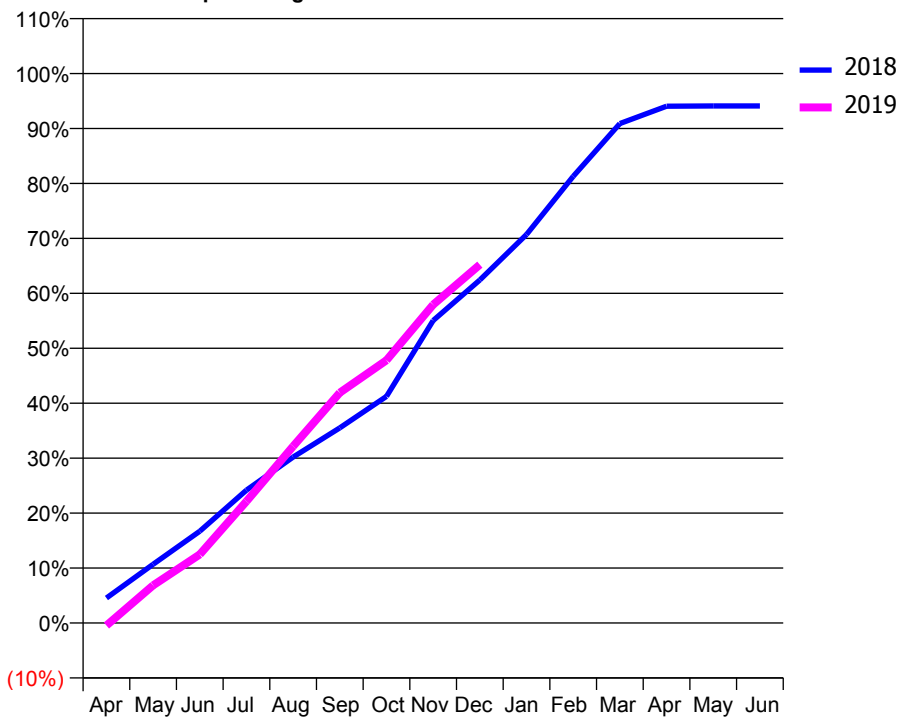
ACCESS*

Patients seen in 24 months	Total	Change since previous quarter
Quarter ending December 2017	3,468	
Quarter ending March 2018	3,515	→
Quarter ending June 2018	3,583	→
Quarter ending September 2018	3,607	→
Quarter ending December 2018	3,606	→
Variance since December 2017	4.0%	↑



ACTIVITY

Cumulative percentage of contracted UDA delivered 2018 & 2019



Month	Adjusted Scheduled Activity (UDA)	
	2018	2019
April	317	-32
May	744	477
June	1,163	869
July	1,684	1,542
August	2,103	2,239
September	2,473	2,920
October	2,872	3,330
November	3,833	4,034
December	4,347	4,542
January	4,923	
February	5,659	
March	6,328	
April	6,549	
May	6,552	
June	6,552	

QUALITY

	Quantity	Base Number	Contract	AT	Region	England
% of FP17s for the same patient ID Re-attending within 3 months - Children	54	761	7.1%	10.7%	11.8%	11.8%
% of FP17s for the same patient ID Re-attending within 3 months - Adults	191	1,953	9.8%	15.9%	16.7%	15.6%
% of FP17s for the same patient ID Re-attending between 3 & 9 months - Children	349	761	45.9%	44.8%	48.6%	58.8%
% of FP17s for the same patient ID Re-attending between 3 & 9 months - Adults	603	1,953	30.9%	37.0%	39.1%	51.0%
% of FP17s for Band 1 Urgent Courses	134	2,185	6.1%	10.9%	10.6%	9.0%
% of FP17s Relating to Free Repair or Replacements	11	2,185	0.5%	0.5%	0.5%	0.8%
% of FP17s Relating to Continuations	5	2,185	0.2%	0.7%	0.7%	0.9%
% of Patients satisfied with the dentistry they have received	0	0	N/A	90.9%	90.2%	93.2%
% of Patients satisfied with the time they had to wait for an appointment	0	0	N/A	82.1%	85.0%	88.3%

* This is based on patients treated on this contract for their most recent course of treatment. Figures in italics indicate the base number of FP17s or Patient Questionnaire responses are less than 100. N/A is shown where the base number of responses is less than 10 during the period. % is calculated as Quantity/Base number*100

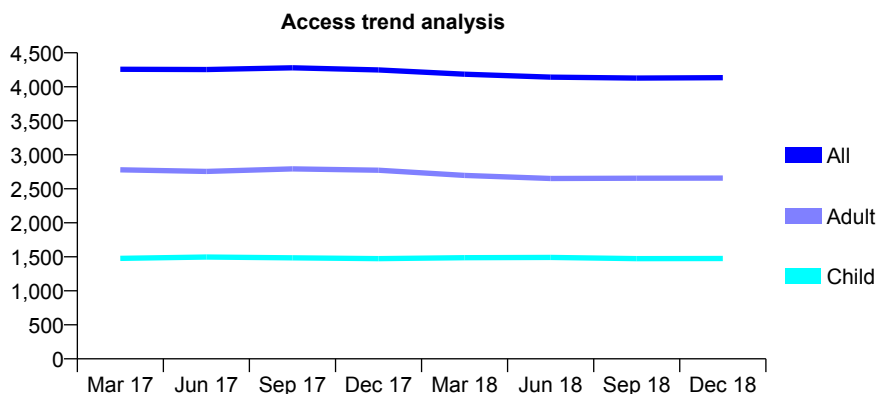
Q61 - Vital Signs At a Glance Contract Report for 926094/0001 - December 2018

Name or company name	MR AN AL-ATTAR
Contract type name	GDS Contract
Purpose of contract	General
Contract start date	01/04/2006
Contract end date	

18/19 Contracted general activity (UDA)	12,876
Carry forward general activity (UDA)	0
18/19 Contracted orthodontic activity (UOA)	0
Carry forward orthodontic activity (UOA)	0
Baseline contract value	£398,663.97

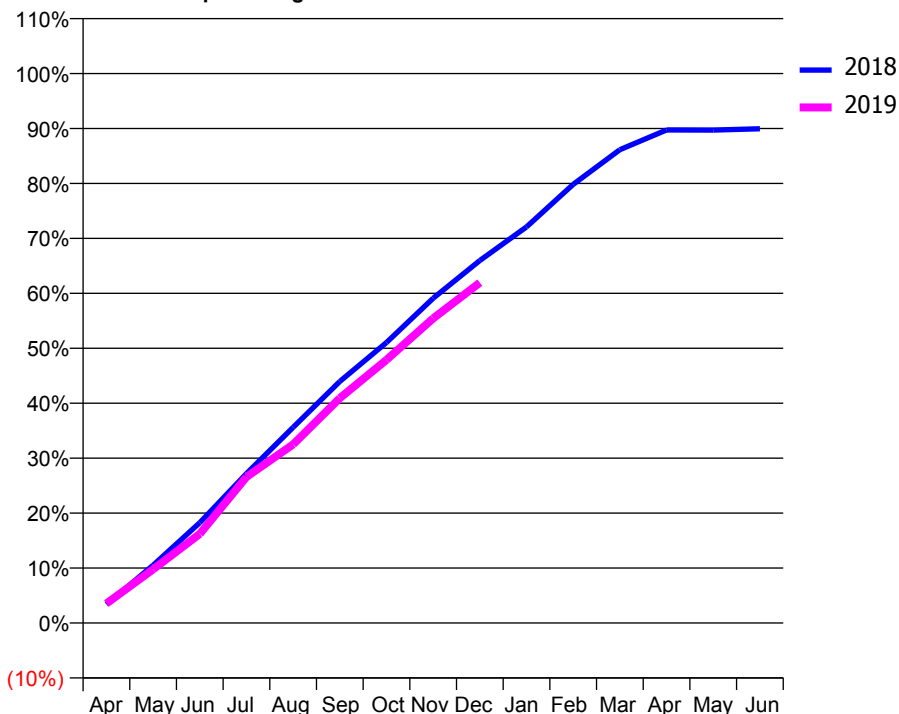
ACCESS*

Patients seen in 24 months	Total	Change since previous quarter
Quarter ending December 2017	4,248	
Quarter ending March 2018	4,186	↓
Quarter ending June 2018	4,143	↓
Quarter ending September 2018	4,129	→
Quarter ending December 2018	4,134	→
Variance since December 2017	(2.7%)	↓



ACTIVITY

Cumulative percentage of contracted UDA delivered 2018 & 2019



Month	Adjusted Scheduled Activity (UDA)	
	2018	2019
April	437	458
May	1,356	1,259
June	2,351	2,088
July	3,502	3,424
August	4,586	4,187
September	5,661	5,270
October	6,574	6,166
November	7,611	7,138
December	8,494	7,975
January	9,283	
February	10,278	
March	11,091	
April	11,554	
May	11,551	
June	11,582	

QUALITY

	Quantity	Base Number	Contract	AT	Region	England
% of FP17s for the same patient ID Re-attending within 3 months - Children	99	1,228	8.1%	10.7%	11.8%	11.8%
% of FP17s for the same patient ID Re-attending within 3 months - Adults	364	2,351	15.5%	15.9%	16.7%	15.6%
% of FP17s for the same patient ID Re-attending between 3 & 9 months - Children	447	1,228	36.4%	44.8%	48.6%	58.8%
% of FP17s for the same patient ID Re-attending between 3 & 9 months - Adults	859	2,351	36.5%	37.0%	39.1%	51.0%
% of FP17s for Band 1 Urgent Courses	211	3,404	6.2%	10.9%	10.6%	9.0%
% of FP17s Relating to Free Repair or Replacements	19	3,404	0.6%	0.5%	0.5%	0.8%
% of FP17s Relating to Continuations	55	3,404	1.6%	0.7%	0.7%	0.9%
% of Patients satisfied with the dentistry they have received	2	2	N/A	90.9%	90.2%	93.2%
% of Patients satisfied with the time they had to wait for an appointment	2	2	N/A	82.1%	85.0%	88.3%

* This is based on patients treated on this contract for their most recent course of treatment. Figures in italics indicate the base number of FP17s or Patient Questionnaire responses are less than 100. N/A is shown where the base number of responses is less than 10 during the period. % is calculated as Quantity/Base number*100

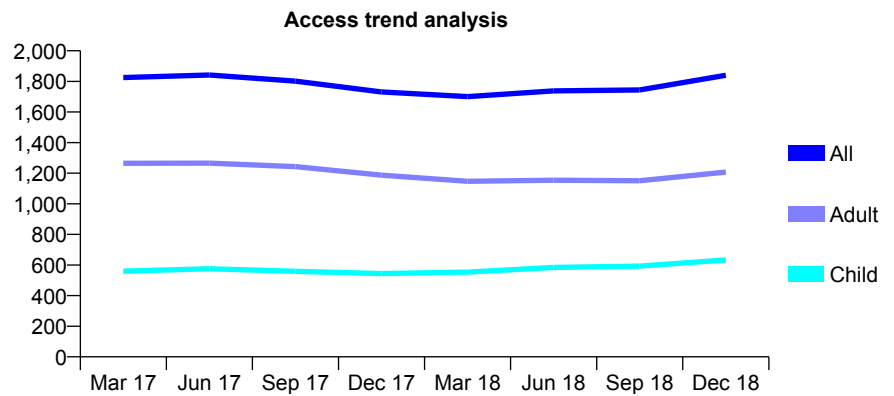
Q61 - Vital Signs At a Glance Contract Report for 927996/0001 - December 2018

Name or company name	MR WU ABALEKE
Contract type name	GDS Contract
Purpose of contract	General
Contract start date	01/04/2006
Contract end date	

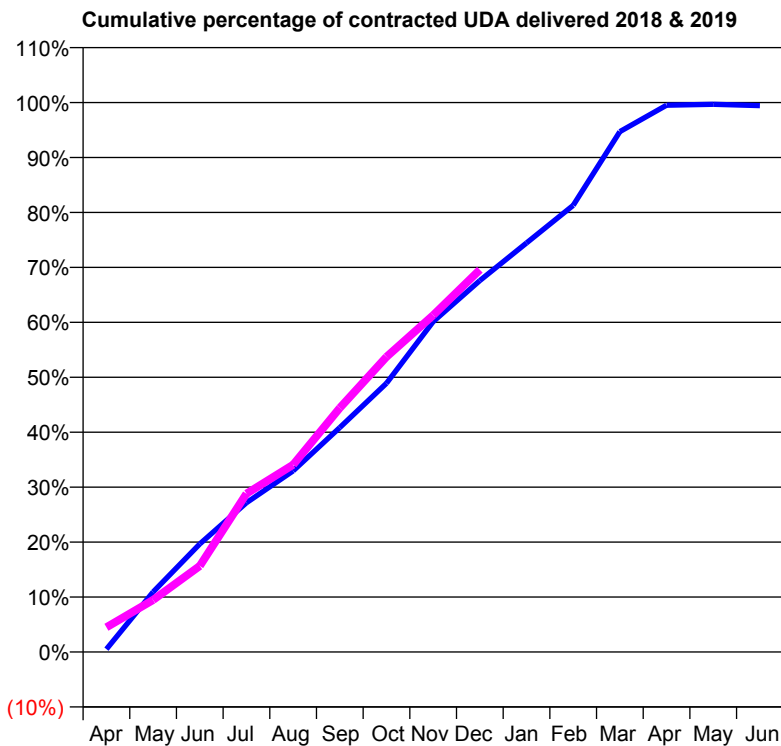
18/19 Contracted general activity (UDA)	5,148
Carry forward general activity (UDA)	29
18/19 Contracted orthodontic activity (UOA)	0
Carry forward orthodontic activity (UOA)	0
Baseline contract value	£167,288.43

ACCESS*

Patients seen in 24 months	Total	Change since previous quarter
Quarter ending December 2017	1,731	
Quarter ending March 2018	1,701	↓
Quarter ending June 2018	1,738	↑
Quarter ending September 2018	1,744	→
Quarter ending December 2018	1,840	↑
Variance since December 2017	6.3%	↑



ACTIVITY



Month	Adjusted Scheduled Activity (UDA)	
	2018	2019
April	26	232
May	563	488
June	1,013	807
July	1,399	1,483
August	1,698	1,755
September	2,103	2,286
October	2,518	2,765
November	3,096	3,156
December	3,480	3,581
January	3,832	
February	4,184	
March	4,876	
April	5,122	
May	5,131	
June	5,119	

QUALITY

	Quantity	Base Number	Contract	AT	Region	England
% of FP17s for the same patient ID Re-attending within 3 months - Children	76	823	9.2%	10.7%	11.8%	11.8%
% of FP17s for the same patient ID Re-attending within 3 months - Adults	211	1,279	16.5%	15.9%	16.7%	15.6%
% of FP17s for the same patient ID Re-attending between 3 & 9 months - Children	465	823	56.5%	44.8%	48.6%	58.8%
% of FP17s for the same patient ID Re-attending between 3 & 9 months - Adults	640	1,279	50.0%	37.0%	39.1%	51.0%
% of FP17s for Band 1 Urgent Courses	125	1,534	8.1%	10.9%	10.6%	9.0%
% of FP17s Relating to Free Repair or Replacements	7	1,534	0.5%	0.5%	0.5%	0.8%
% of FP17s Relating to Continuations	2	1,534	0.1%	0.7%	0.7%	0.9%
% of Patients satisfied with the dentistry they have received	0	0	N/A	90.9%	90.2%	93.2%
% of Patients satisfied with the time they had to wait for an appointment	0	0	N/A	82.1%	85.0%	88.3%

* This is based on patients treated on this contract for their most recent course of treatment. Figures in italics indicate the base number of FP17s or Patient Questionnaire responses are less than 100. N/A is shown where the base number of responses is less than 10 during the period. % is calculated as Quantity/Base number*100

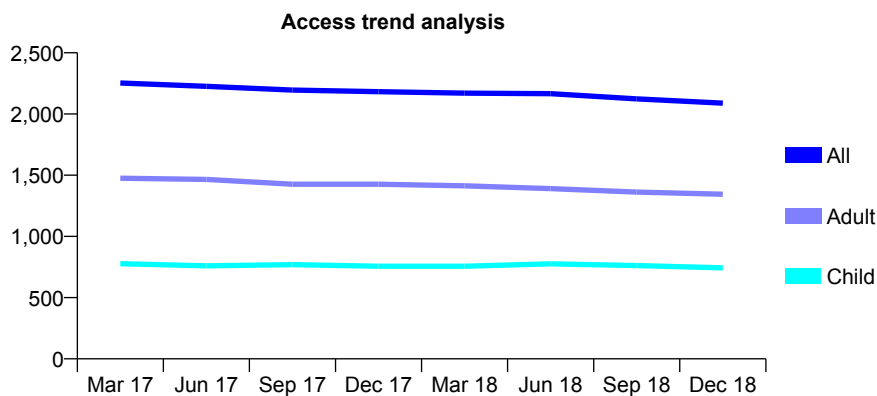
Q61 - Vital Signs At a Glance Contract Report for 929123/0001 - December 2018

Name or company name	MR R MEHROTRA
Contract type name	GDS Contract
Purpose of contract	General
Contract start date	01/04/2006
Contract end date	

18/19 Contracted general activity (UDA)	6,329
Carry forward general activity (UDA)	108
18/19 Contracted orthodontic activity (UOA)	0
Carry forward orthodontic activity (UOA)	0
Baseline contract value	£231,239.50

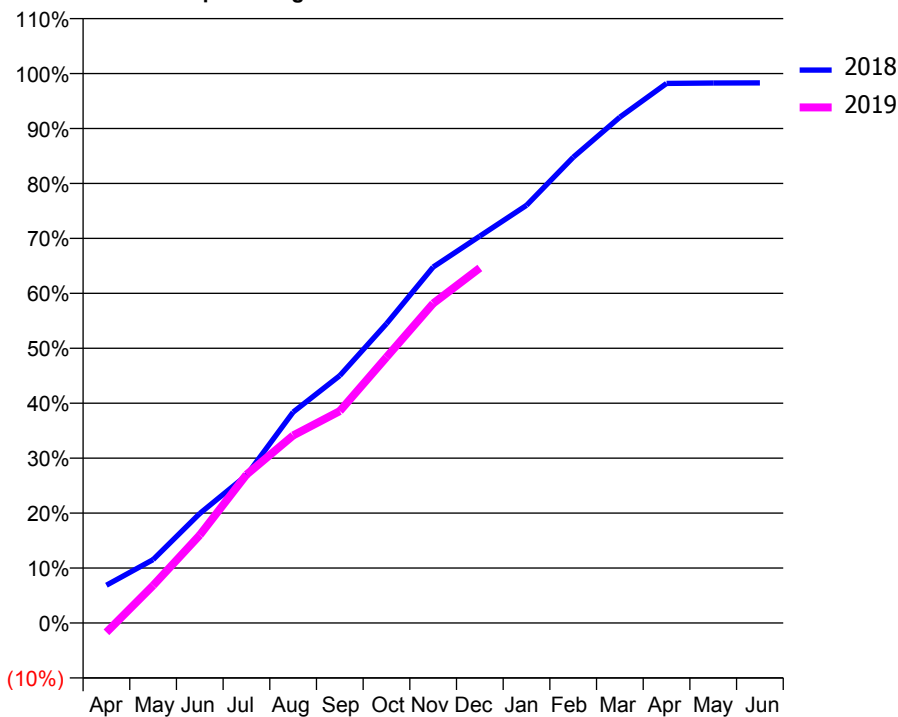
ACCESS*

Patients seen in 24 months	Total	Change since previous quarter
Quarter ending December 2017	2,182	
Quarter ending March 2018	2,170	→
Quarter ending June 2018	2,166	→
Quarter ending September 2018	2,124	↓
Quarter ending December 2018	2,089	↓
Variance since December 2017	(4.3%)	↓



ACTIVITY

Cumulative percentage of contracted UDA delivered 2018 & 2019



Month	Adjusted Scheduled Activity (UDA)	
	2018	2019
April	435	-108
May	730	433
June	1,261	1,014
July	1,701	1,709
August	2,429	2,160
September	2,850	2,442
October	3,447	3,062
November	4,099	3,681
December	4,457	4,089
January	4,811	
February	5,363	
March	5,826	
April	6,215	
May	6,219	
June	6,221	

QUALITY

	Quantity	Base Number	Contract	AT	Region	England
% of FP17s for the same patient ID Re-attending within 3 months - Children	60	784	7.7%	10.7%	11.8%	11.8%
% of FP17s for the same patient ID Re-attending within 3 months - Adults	168	1,144	14.7%	15.9%	16.7%	15.6%
% of FP17s for the same patient ID Re-attending between 3 & 9 months - Children	405	784	51.7%	44.8%	48.6%	58.8%
% of FP17s for the same patient ID Re-attending between 3 & 9 months - Adults	495	1,144	43.3%	37.0%	39.1%	51.0%
% of FP17s for Band 1 Urgent Courses	116	1,807	6.4%	10.9%	10.6%	9.0%
% of FP17s Relating to Free Repair or Replacements	29	1,807	1.6%	0.5%	0.5%	0.8%
% of FP17s Relating to Continuations	43	1,807	2.4%	0.7%	0.7%	0.9%
% of Patients satisfied with the dentistry they have received	0	0	N/A	90.9%	90.2%	93.2%
% of Patients satisfied with the time they had to wait for an appointment	0	0	N/A	82.1%	85.0%	88.3%

* This is based on patients treated on this contract for their most recent course of treatment. Figures in italics indicate the base number of FP17s or Patient Questionnaire responses are less than 100. N/A is shown where the base number of responses is less than 10 during the period. % is calculated as Quantity/Base number*100

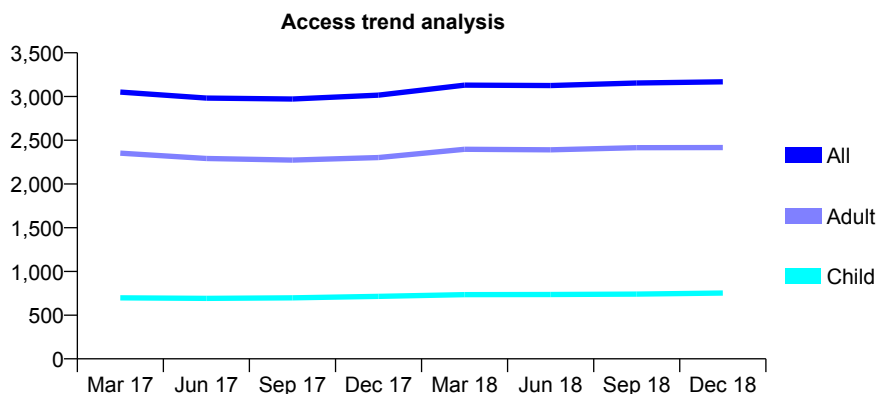
Q61 - Vital Signs At a Glance Contract Report for 929794/0001 - December 2018

Name or company name	MR NM OPARVAR
Contract type name	GDS Contract
Purpose of contract	General
Contract start date	01/04/2006
Contract end date	

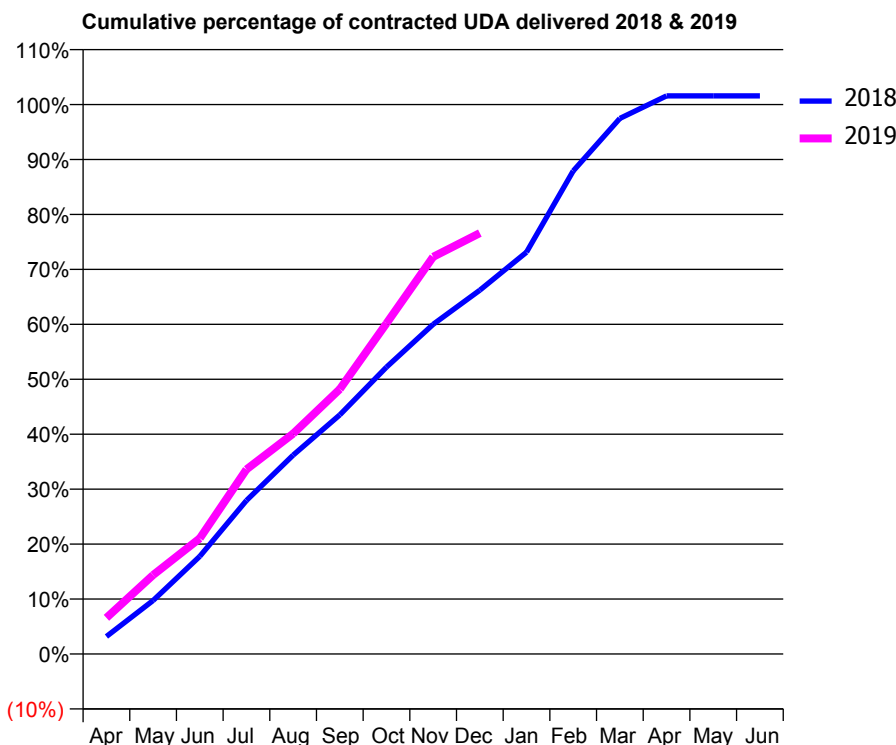
18/19 Contracted general activity (UDA)	6,907
Carry forward general activity (UDA)	-109
18/19 Contracted orthodontic activity (UOA)	0
Carry forward orthodontic activity (UOA)	0
Baseline contract value	£185,813.33

ACCESS*

Patients seen in 24 months	Total	Change since previous quarter
Quarter ending December 2017	3,016	
Quarter ending March 2018	3,130	↑
Quarter ending June 2018	3,126	→
Quarter ending September 2018	3,155	→
Quarter ending December 2018	3,169	→
Variance since December 2017	5.1%	↑



ACTIVITY



Month	Adjusted Scheduled Activity (UDA)	
	2018	2019
April	220	455
May	673	993
June	1,228	1,454
July	1,930	2,321
August	2,500	2,770
September	3,006	3,330
October	3,606	4,156
November	4,144	4,993
December	4,573	5,290
January	5,051	
February	6,072	
March	6,732	
April	7,016	
May	7,016	
June	7,016	

QUALITY

	Quantity	Base Number	Contract	AT	Region	England
% of FP17s for the same patient ID Re-attending within 3 months - Children	24	682	3.5%	10.7%	11.8%	11.8%
% of FP17s for the same patient ID Re-attending within 3 months - Adults	159	2,008	7.9%	15.9%	16.7%	15.6%
% of FP17s for the same patient ID Re-attending between 3 & 9 months - Children	357	682	52.3%	44.8%	48.6%	58.8%
% of FP17s for the same patient ID Re-attending between 3 & 9 months - Adults	973	2,008	48.5%	37.0%	39.1%	51.0%
% of FP17s for Band 1 Urgent Courses	175	2,584	6.8%	10.9%	10.6%	9.0%
% of FP17s Relating to Free Repair or Replacements	0	2,584	0.0%	0.5%	0.5%	0.8%
% of FP17s Relating to Continuations	11	2,584	0.4%	0.7%	0.7%	0.9%
% of Patients satisfied with the dentistry they have received	0	1	N/A	90.9%	90.2%	93.2%
% of Patients satisfied with the time they had to wait for an appointment	0	1	N/A	82.1%	85.0%	88.3%

* This is based on patients treated on this contract for their most recent course of treatment. Figures in italics indicate the base number of FP17s or Patient Questionnaire responses are less than 100. N/A is shown where the base number of responses is less than 10 during the period. % is calculated as Quantity/Base number*100

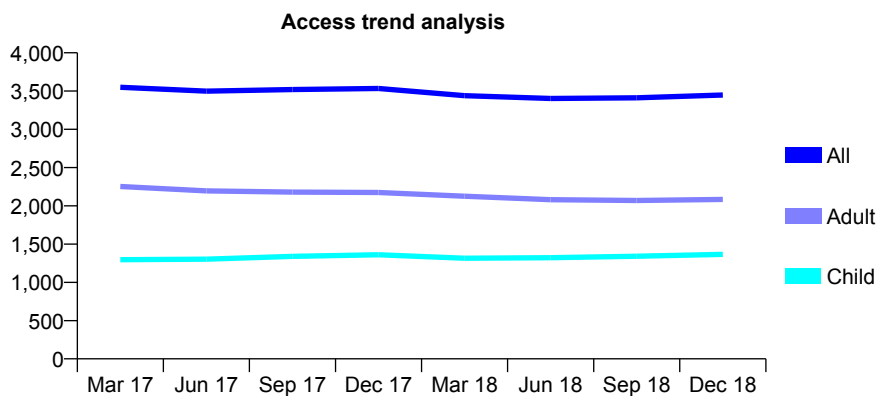
Q61 - Vital Signs At a Glance Contract Report for 932655/0001 - December 2018

Name or company name	MR M POURHASSAN GHAZIJAHANI
Contract type name	GDS Contract
Purpose of contract	General
Contract start date	01/04/2006
Contract end date	

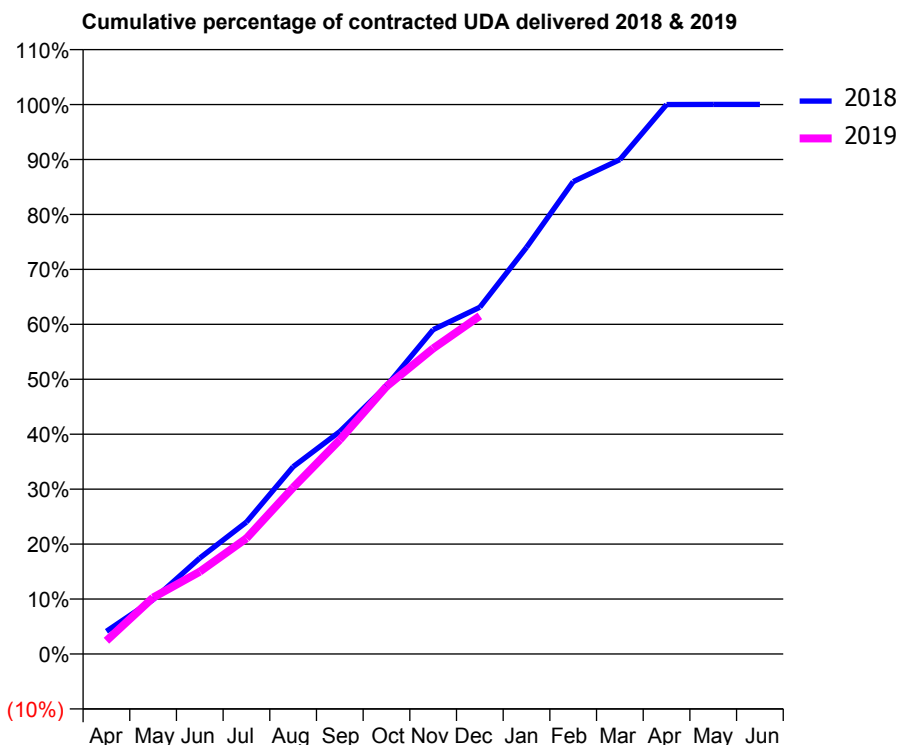
18/19 Contracted general activity (UDA)	7,776
Carry forward general activity (UDA)	-1
18/19 Contracted orthodontic activity (UOA)	0
Carry forward orthodontic activity (UOA)	0
Baseline contract value	£222,863.78

ACCESS*

Patients seen in 24 months	Total	Change since previous quarter
Quarter ending December 2017	3,534	
Quarter ending March 2018	3,440	↓
Quarter ending June 2018	3,403	↓
Quarter ending September 2018	3,412	→
Quarter ending December 2018	3,448	→
Variance since December 2017	(2.4%)	↓



ACTIVITY



Month	Adjusted Scheduled Activity (UDA)	
	2018	2019
April	323	188
May	769	799
June	1,357	1,165
July	1,867	1,636
August	2,651	2,357
September	3,148	3,031
October	3,794	3,786
November	4,590	4,323
December	4,907	4,785
January	5,754	
February	6,685	
March	6,995	
April	7,776	
May	7,777	
June	7,777	

QUALITY

	Quantity	Base Number	Contract	AT	Region	England
% of FP17s for the same patient ID Re-attending within 3 months - Children	57	1,217	4.7%	10.7%	11.8%	11.8%
% of FP17s for the same patient ID Re-attending within 3 months - Adults	130	1,608	8.1%	15.9%	16.7%	15.6%
% of FP17s for the same patient ID Re-attending between 3 & 9 months - Children	552	1,217	45.4%	44.8%	48.6%	58.8%
% of FP17s for the same patient ID Re-attending between 3 & 9 months - Adults	653	1,608	40.6%	37.0%	39.1%	51.0%
% of FP17s for Band 1 Urgent Courses	105	2,489	4.2%	10.9%	10.6%	9.0%
% of FP17s Relating to Free Repair or Replacements	26	2,489	1.0%	0.5%	0.5%	0.8%
% of FP17s Relating to Continuations	8	2,489	0.3%	0.7%	0.7%	0.9%
% of Patients satisfied with the dentistry they have received	2	2	N/A	90.9%	90.2%	93.2%
% of Patients satisfied with the time they had to wait for an appointment	2	2	N/A	82.1%	85.0%	88.3%

* This is based on patients treated on this contract for their most recent course of treatment. Figures in italics indicate the base number of FP17s or Patient Questionnaire responses are less than 100. N/A is shown where the base number of responses is less than 10 during the period. % is calculated as Quantity/Base number*100

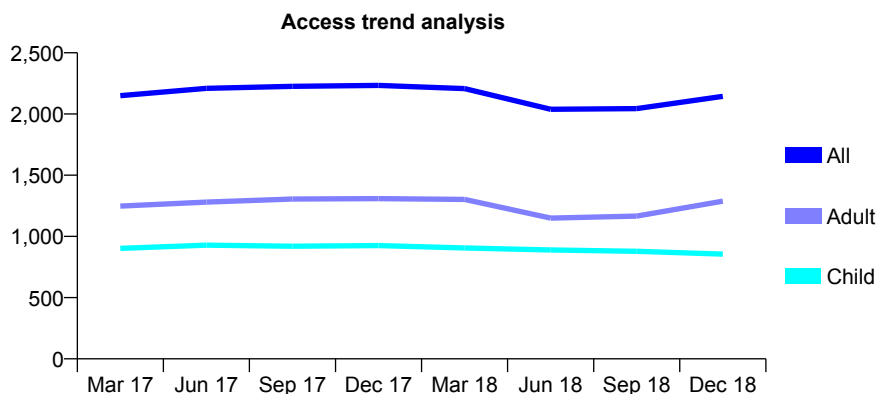
Q61 - Vital Signs At a Glance Contract Report for 932752/0002 - December 2018

Name or company name	Wood Street Dental Surgery
Contract type name	GDS Contract
Purpose of contract	General
Contract start date	01/04/2006
Contract end date	

18/19 Contracted general activity (UDA)	5,651
Carry forward general activity (UDA)	47
18/19 Contracted orthodontic activity (UOA)	0
Carry forward orthodontic activity (UOA)	0
Baseline contract value	£169,061.69

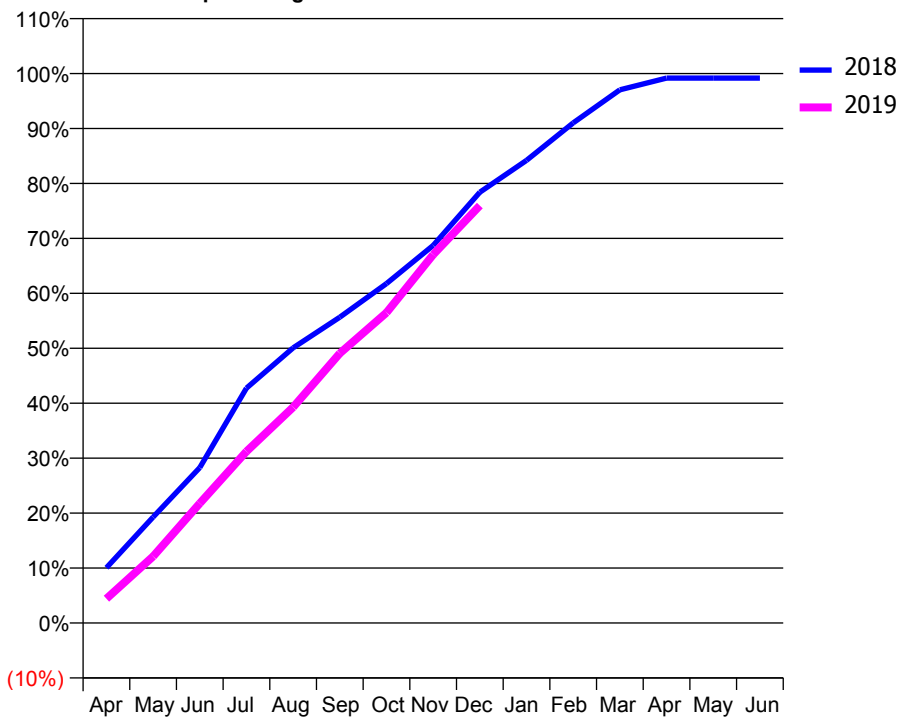
ACCESS*

Patients seen in 24 months	Total	Change since previous quarter
Quarter ending December 2017	2,234	
Quarter ending March 2018	2,208	↓
Quarter ending June 2018	2,039	↓
Quarter ending September 2018	2,044	→
Quarter ending December 2018	2,144	↑
Variance since December 2017	(4.0%)	↓



ACTIVITY

Cumulative percentage of contracted UDA delivered 2018 & 2019



Month	Adjusted Scheduled Activity (UDA)	
	2018	2019
April	569	251
May	1,089	684
June	1,598	1,231
July	2,416	1,764
August	2,829	2,220
September	3,145	2,774
October	3,490	3,192
November	3,883	3,789
December	4,430	4,293
January	4,757	
February	5,143	
March	5,483	
April	5,604	
May	5,604	
June	5,604	

QUALITY

	Quantity	Base Number	Contract	AT	Region	England
% of FP17s for the same patient ID Re-attending within 3 months - Children	49	755	6.5%	10.7%	11.8%	11.8%
% of FP17s for the same patient ID Re-attending within 3 months - Adults	149	1,064	14.0%	15.9%	16.7%	15.6%
% of FP17s for the same patient ID Re-attending between 3 & 9 months - Children	341	755	45.2%	44.8%	48.6%	58.8%
% of FP17s for the same patient ID Re-attending between 3 & 9 months - Adults	282	1,064	26.5%	37.0%	39.1%	51.0%
% of FP17s for Band 1 Urgent Courses	264	1,763	15.0%	10.9%	10.6%	9.0%
% of FP17s Relating to Free Repair or Replacements	1	1,763	0.1%	0.5%	0.5%	0.8%
% of FP17s Relating to Continuations	0	1,763	0.0%	0.7%	0.7%	0.9%
% of Patients satisfied with the dentistry they have received	1	1	N/A	90.9%	90.2%	93.2%
% of Patients satisfied with the time they had to wait for an appointment	1	1	N/A	82.1%	85.0%	88.3%

* This is based on patients treated on this contract for their most recent course of treatment. Figures in italics indicate the base number of FP17s or Patient Questionnaire responses are less than 100. N/A is shown where the base number of responses is less than 10 during the period. % is calculated as Quantity/Base number*100

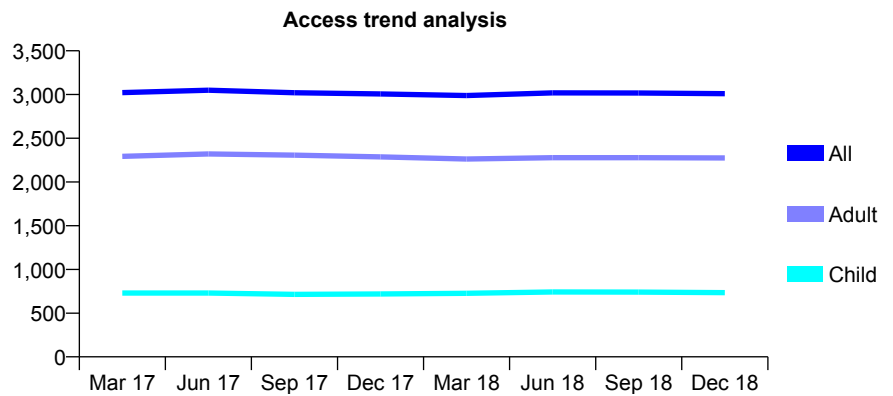
Q61 - Vital Signs At a Glance Contract Report for 932965/0001 - December 2018

Name or company name	MR A MEHRI
Contract type name	GDS Contract
Purpose of contract	General
Contract start date	01/04/2006
Contract end date	

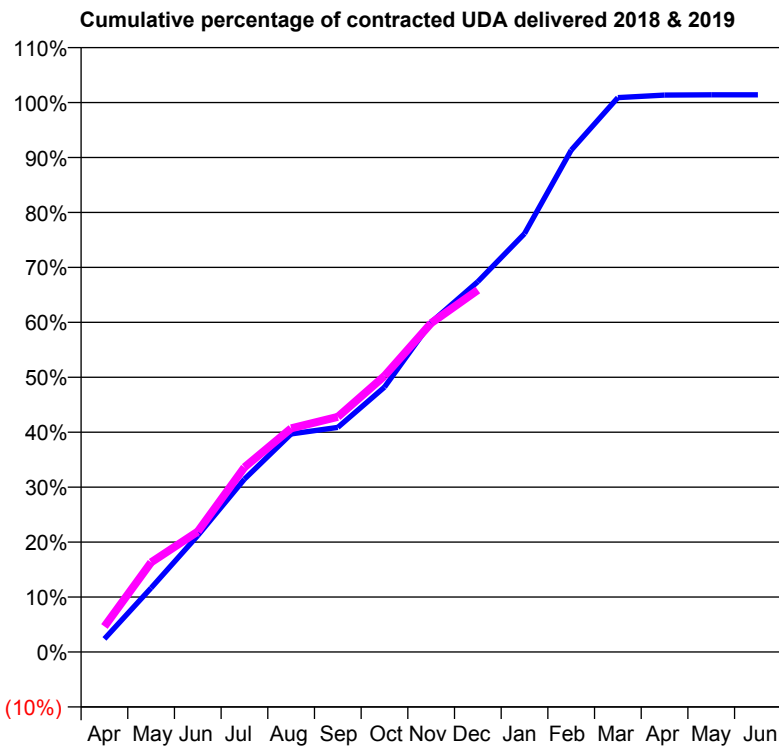
18/19 Contracted general activity (UDA)	11,839
Carry forward general activity (UDA)	0
18/19 Contracted orthodontic activity (UOA)	0
Carry forward orthodontic activity (UOA)	0
Baseline contract value	£405,819.77

ACCESS*

Patients seen in 24 months	Total	Change since previous quarter
Quarter ending December 2017	3,006	
Quarter ending March 2018	2,989	→
Quarter ending June 2018	3,019	→
Quarter ending September 2018	3,018	→
Quarter ending December 2018	3,009	→
Variance since December 2017	0.1%	→



ACTIVITY



Month	Adjusted Scheduled Activity (UDA)	
	2018	2019
April	282	551
May	1,382	1,932
June	2,509	2,595
July	3,724	3,981
August	4,699	4,821
September	4,840	5,065
October	5,706	5,950
November	7,105	7,087
December	7,979	7,800
January	9,015	
February	10,812	
March	11,945	
April	11,999	
May	12,005	
June	12,005	

QUALITY

	Quantity	Base Number	Contract	AT	Region	England
% of FP17s for the same patient ID Re-attending within 3 months - Children	28	469	6.0%	10.7%	11.8%	11.8%
% of FP17s for the same patient ID Re-attending within 3 months - Adults	152	1,421	10.7%	15.9%	16.7%	15.6%
% of FP17s for the same patient ID Re-attending between 3 & 9 months - Children	144	469	30.7%	44.8%	48.6%	58.8%
% of FP17s for the same patient ID Re-attending between 3 & 9 months - Adults	452	1,421	31.8%	37.0%	39.1%	51.0%
% of FP17s for Band 1 Urgent Courses	147	1,865	7.9%	10.9%	10.6%	9.0%
% of FP17s Relating to Free Repair or Replacements	0	1,865	0.0%	0.5%	0.5%	0.8%
% of FP17s Relating to Continuations	6	1,865	0.3%	0.7%	0.7%	0.9%
% of Patients satisfied with the dentistry they have received	1	1	N/A	90.9%	90.2%	93.2%
% of Patients satisfied with the time they had to wait for an appointment	1	1	N/A	82.1%	85.0%	88.3%

* This is based on patients treated on this contract for their most recent course of treatment. Figures in italics indicate the base number of FP17s or Patient Questionnaire responses are less than 100. N/A is shown where the base number of responses is less than 10 during the period. % is calculated as Quantity/Base number*100

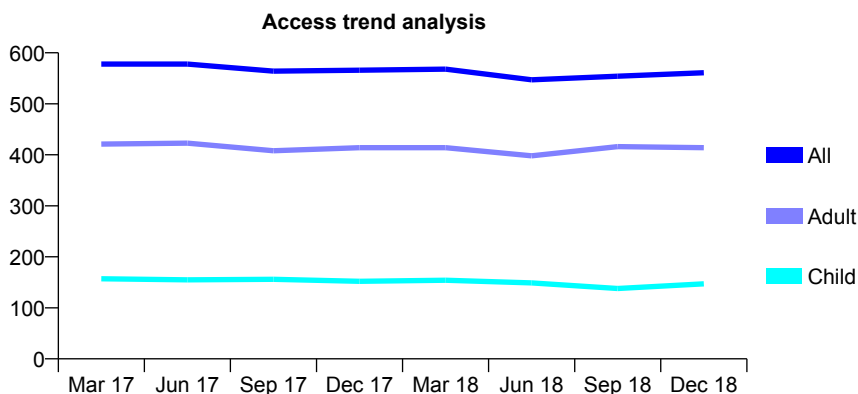
Q61 - Vital Signs At a Glance Contract Report for 932965/0002 - December 2018

Name or company name	MR A MEHRI
Contract type name	GDS Contract
Purpose of contract	General
Contract start date	01/04/2006
Contract end date	

18/19 Contracted general activity (UDA)	2,866
Carry forward general activity (UDA)	-5
18/19 Contracted orthodontic activity (UOA)	0
Carry forward orthodontic activity (UOA)	0
Baseline contract value	£93,508.54

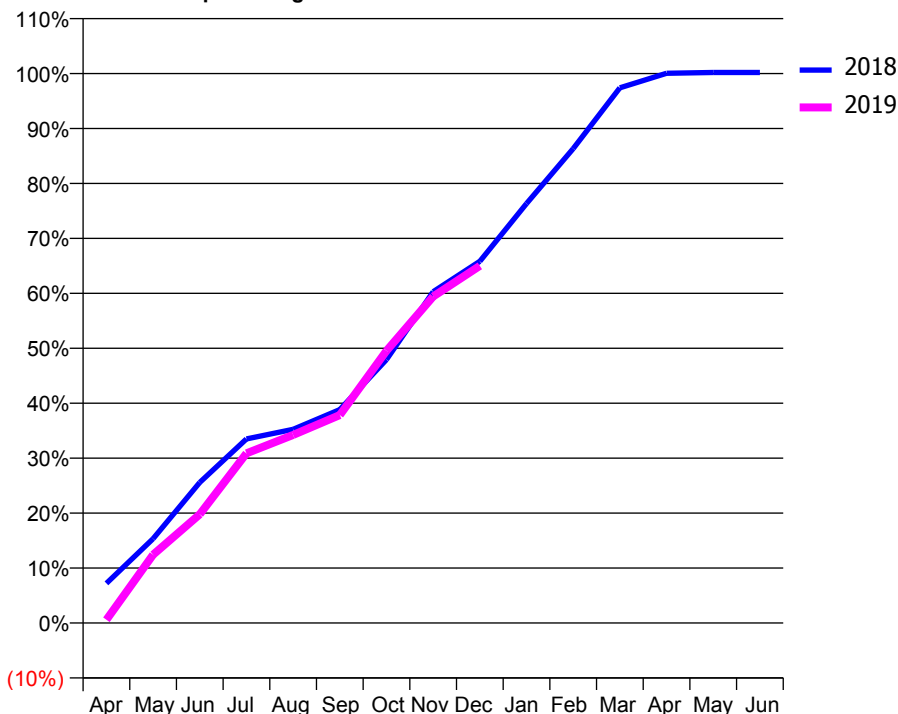
ACCESS*

Patients seen in 24 months	Total	Change since previous quarter
Quarter ending December 2017	566	
Quarter ending March 2018	568	→
Quarter ending June 2018	547	↓
Quarter ending September 2018	554	→
Quarter ending December 2018	561	→
Variance since December 2017	(0.9%)	→



ACTIVITY

Cumulative percentage of contracted UDA delivered 2018 & 2019



Month	Adjusted Scheduled Activity (UDA)	
	2018	2019
April	207	17
May	440	357
June	733	567
July	960	885
August	1,010	981
September	1,113	1,085
October	1,374	1,420
November	1,728	1,703
December	1,886	1,863
January	2,188	
February	2,474	
March	2,791	
April	2,867	
May	2,871	
June	2,871	

QUALITY

	Quantity	Base Number	Contract	AT	Region	England
% of FP17s for the same patient ID Re-attending within 3 months - Children	4	94	4.3%	10.7%	11.8%	11.8%
% of FP17s for the same patient ID Re-attending within 3 months - Adults	38	318	11.9%	15.9%	16.7%	15.6%
% of FP17s for the same patient ID Re-attending between 3 & 9 months - Children	32	94	34.0%	44.8%	48.6%	58.8%
% of FP17s for the same patient ID Re-attending between 3 & 9 months - Adults	96	318	30.2%	37.0%	39.1%	51.0%
% of FP17s for Band 1 Urgent Courses	38	394	9.6%	10.9%	10.6%	9.0%
% of FP17s Relating to Free Repair or Replacements	0	394	0.0%	0.5%	0.5%	0.8%
% of FP17s Relating to Continuations	1	394	0.3%	0.7%	0.7%	0.9%
% of Patients satisfied with the dentistry they have received	0	0	N/A	90.9%	90.2%	93.2%
% of Patients satisfied with the time they had to wait for an appointment	0	0	N/A	82.1%	85.0%	88.3%

* This is based on patients treated on this contract for their most recent course of treatment. Figures in italics indicate the base number of FP17s or Patient Questionnaire responses are less than 100. N/A is shown where the base number of responses is less than 10 during the period. % is calculated as Quantity/Base number*100

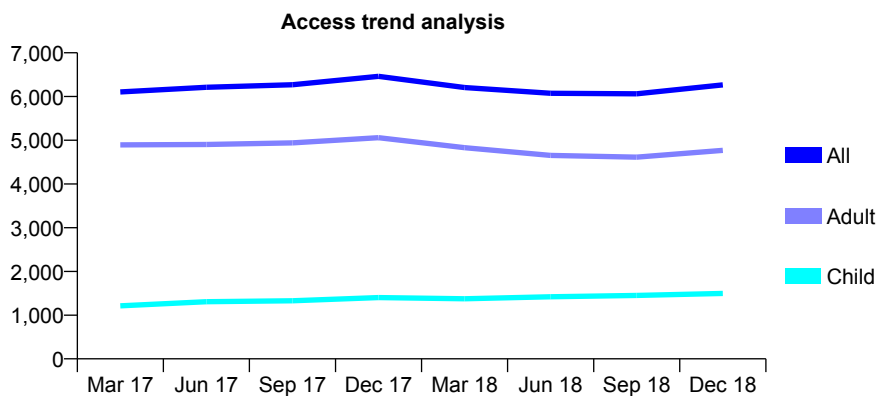
Q61 - Vital Signs At a Glance Contract Report for 934828/0001 - December 2018

Name or company name	MR L MASHENSKY
Contract type name	GDS Contract
Purpose of contract	General
Contract start date	01/04/2006
Contract end date	

18/19 Contracted general activity (UDA)	10,473
Carry forward general activity (UDA)	-209
18/19 Contracted orthodontic activity (UOA)	0
Carry forward orthodontic activity (UOA)	0
Baseline contract value	£391,084.82

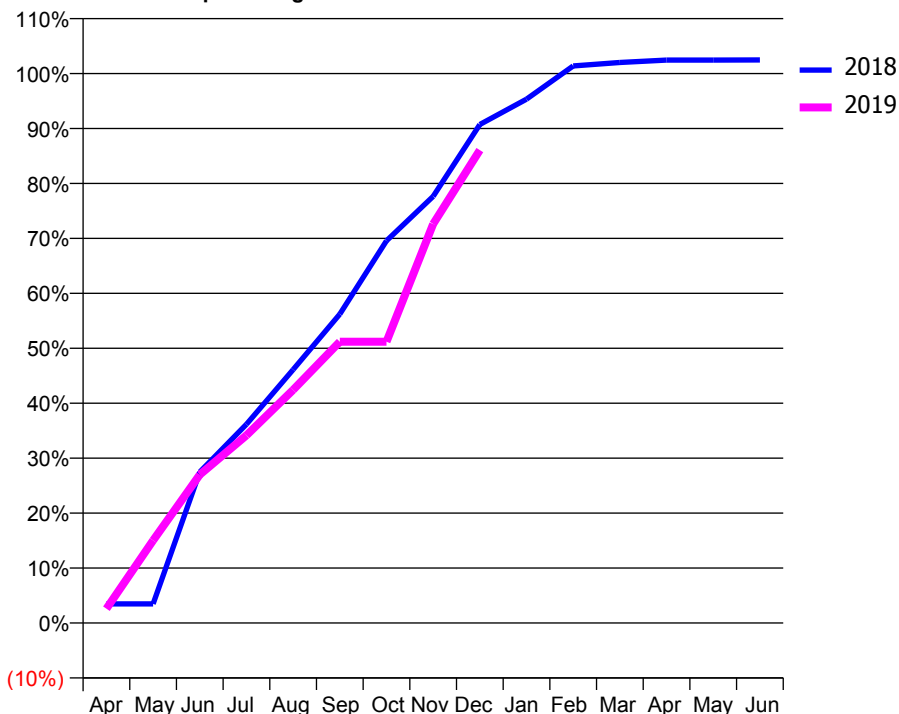
ACCESS*

Patients seen in 24 months	Total	Change since previous quarter
Quarter ending December 2017	6,462	
Quarter ending March 2018	6,204	↓
Quarter ending June 2018	6,073	↓
Quarter ending September 2018	6,063	→
Quarter ending December 2018	6,265	↑
Variance since December 2017	(3.0%)	↓



ACTIVITY

Cumulative percentage of contracted UDA delivered 2018 & 2019



Month	Adjusted Scheduled Activity (UDA)	
	2018	2019
April	365	273
May	365	1,574
June	2,878	2,828
July	3,788	3,577
August	4,830	4,443
September	5,886	5,360
October	7,286	5,360
November	8,131	7,606
December	9,500	9,013
January	9,984	
February	10,616	
March	10,683	
April	10,730	
May	10,730	
June	10,731	

QUALITY

	Quantity	Base Number	Contract	AT	Region	England
% of FP17s for the same patient ID Re-attending within 3 months - Children	25	1,044	2.4%	10.7%	11.8%	11.8%
% of FP17s for the same patient ID Re-attending within 3 months - Adults	109	2,786	3.9%	15.9%	16.7%	15.6%
% of FP17s for the same patient ID Re-attending between 3 & 9 months - Children	183	1,044	17.5%	44.8%	48.6%	58.8%
% of FP17s for the same patient ID Re-attending between 3 & 9 months - Adults	347	2,786	12.5%	37.0%	39.1%	51.0%
% of FP17s for Band 1 Urgent Courses	96	3,788	2.5%	10.9%	10.6%	9.0%
% of FP17s Relating to Free Repair or Replacements	0	3,788	0.0%	0.5%	0.5%	0.8%
% of FP17s Relating to Continuations	10	3,788	0.3%	0.7%	0.7%	0.9%
% of Patients satisfied with the dentistry they have received	2	2	N/A	90.9%	90.2%	93.2%
% of Patients satisfied with the time they had to wait for an appointment	2	2	N/A	82.1%	85.0%	88.3%

* This is based on patients treated on this contract for their most recent course of treatment. Figures in italics indicate the base number of FP17s or Patient Questionnaire responses are less than 100. N/A is shown where the base number of responses is less than 10 during the period. % is calculated as Quantity/Base number*100

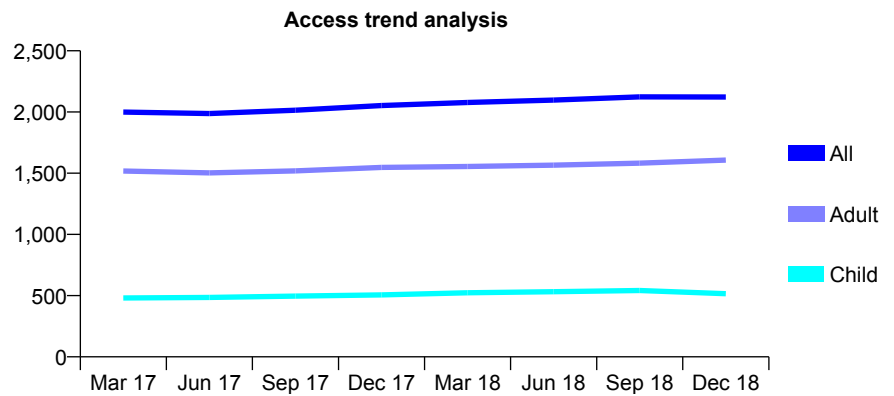
Q61 - Vital Signs At a Glance Contract Report for 935670/0001 - December 2018

Name or company name	MR PK OCANSEY
Contract type name	GDS Contract
Purpose of contract	General
Contract start date	01/04/2006
Contract end date	

18/19 Contracted general activity (UDA)	7,145
Carry forward general activity (UDA)	0
18/19 Contracted orthodontic activity (UOA)	0
Carry forward orthodontic activity (UOA)	0
Baseline contract value	£207,616.91

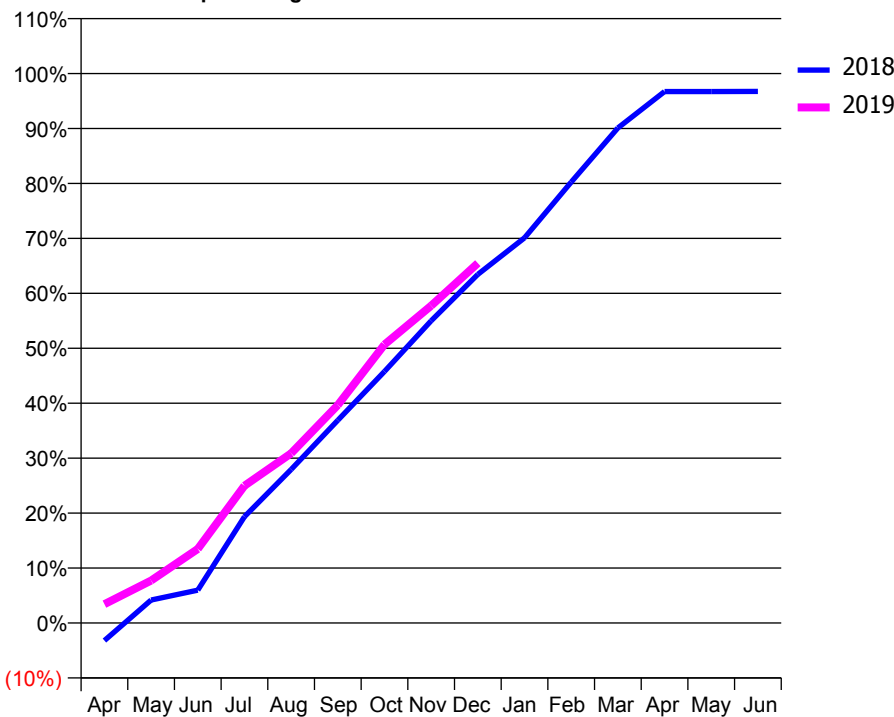
ACCESS*

Patients seen in 24 months	Total	Change since previous quarter
Quarter ending December 2017	2,053	
Quarter ending March 2018	2,078	→
Quarter ending June 2018	2,098	→
Quarter ending September 2018	2,124	→
Quarter ending December 2018	2,123	→
Variance since December 2017	3.4%	↑



ACTIVITY

Cumulative percentage of contracted UDA delivered 2018 & 2019



Month	Adjusted Scheduled Activity (UDA)	
	2018	2019
April	-230	245
May	300	553
June	428	963
July	1,382	1,785
August	1,996	2,207
September	2,636	2,834
October	3,270	3,622
November	3,930	4,126
December	4,533	4,679
January	5,008	
February	5,733	
March	6,437	
April	6,911	
May	6,911	
June	6,912	

QUALITY

	Quantity	Base Number	Contract	AT	Region	England
% of FP17s for the same patient ID Re-attending within 3 months - Children	31	419	7.4%	10.7%	11.8%	11.8%
% of FP17s for the same patient ID Re-attending within 3 months - Adults	135	1,203	11.2%	15.9%	16.7%	15.6%
% of FP17s for the same patient ID Re-attending between 3 & 9 months - Children	174	419	41.5%	44.8%	48.6%	58.8%
% of FP17s for the same patient ID Re-attending between 3 & 9 months - Adults	387	1,203	32.2%	37.0%	39.1%	51.0%
% of FP17s for Band 1 Urgent Courses	81	1,515	5.3%	10.9%	10.6%	9.0%
% of FP17s Relating to Free Repair or Replacements	16	1,515	1.1%	0.5%	0.5%	0.8%
% of FP17s Relating to Continuations	22	1,515	1.5%	0.7%	0.7%	0.9%
% of Patients satisfied with the dentistry they have received	0	0	N/A	90.9%	90.2%	93.2%
% of Patients satisfied with the time they had to wait for an appointment	0	0	N/A	82.1%	85.0%	88.3%

* This is based on patients treated on this contract for their most recent course of treatment. Figures in italics indicate the base number of FP17s or Patient Questionnaire responses are less than 100. N/A is shown where the base number of responses is less than 10 during the period. % is calculated as Quantity/Base number*100

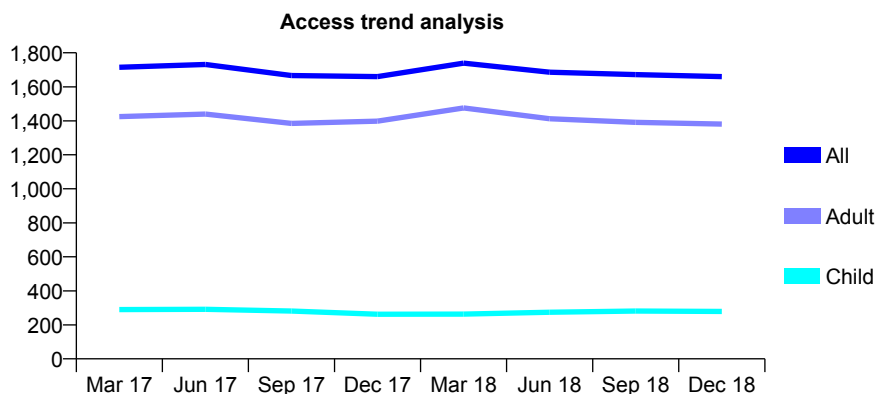
Q61 - Vital Signs At a Glance Contract Report for 935964/0001 - December 2018

Name or company name	MS KN RAO
Contract type name	GDS Contract
Purpose of contract	General
Contract start date	01/04/2006
Contract end date	

18/19 Contracted general activity (UDA)	7,018
Carry forward general activity (UDA)	0
18/19 Contracted orthodontic activity (UOA)	0
Carry forward orthodontic activity (UOA)	0
Baseline contract value	£212,567.07

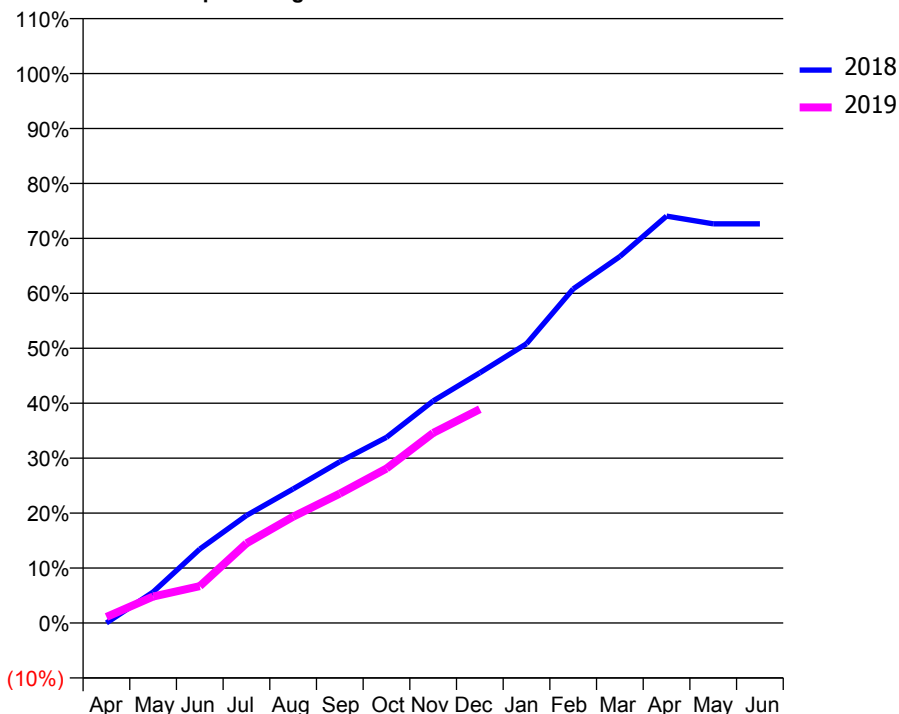
ACCESS*

Patients seen in 24 months	Total	Change since previous quarter
Quarter ending December 2017	1,660	
Quarter ending March 2018	1,739	↑
Quarter ending June 2018	1,686	↓
Quarter ending September 2018	1,672	→
Quarter ending December 2018	1,660	→
Variance since December 2017	0.0%	→



ACTIVITY

Cumulative percentage of contracted UDA delivered 2018 & 2019



Month	Adjusted Scheduled Activity (UDA)	
	2018	2019
April	0	77
May	396	337
June	945	471
July	1,374	1,017
August	1,712	1,358
September	2,060	1,653
October	2,372	1,972
November	2,836	2,428
December	3,196	2,731
January	3,566	
February	4,268	
March	4,680	
April	5,197	
May	5,098	
June	5,098	

QUALITY

	Quantity	Base Number	Contract	AT	Region	England
% of FP17s for the same patient ID Re-attending within 3 months - Children	4	172	2.3%	10.7%	11.8%	11.8%
% of FP17s for the same patient ID Re-attending within 3 months - Adults	27	773	3.5%	15.9%	16.7%	15.6%
% of FP17s for the same patient ID Re-attending between 3 & 9 months - Children	44	172	25.6%	44.8%	48.6%	58.8%
% of FP17s for the same patient ID Re-attending between 3 & 9 months - Adults	217	773	28.1%	37.0%	39.1%	51.0%
% of FP17s for Band 1 Urgent Courses	59	841	7.0%	10.9%	10.6%	9.0%
% of FP17s Relating to Free Repair or Replacements	0	841	0.0%	0.5%	0.5%	0.8%
% of FP17s Relating to Continuations	0	841	0.0%	0.7%	0.7%	0.9%
% of Patients satisfied with the dentistry they have received	1	1	N/A	90.9%	90.2%	93.2%
% of Patients satisfied with the time they had to wait for an appointment	1	1	N/A	82.1%	85.0%	88.3%

* This is based on patients treated on this contract for their most recent course of treatment. Figures in italics indicate the base number of FP17s or Patient Questionnaire responses are less than 100. N/A is shown where the base number of responses is less than 10 during the period. % is calculated as Quantity/Base number*100

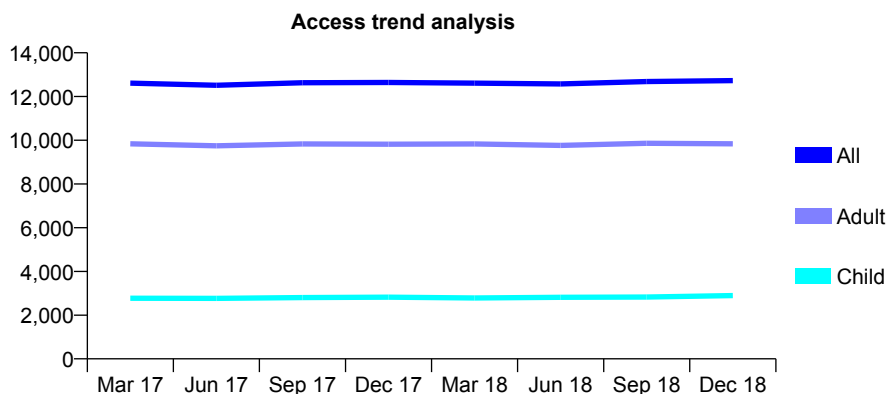
Q61 - Vital Signs At a Glance Contract Report for 936685/0001 - December 2018

Name or company name	MR K MADJIDZADEH AVAL
Contract type name	GDS Contract
Purpose of contract	General
Contract start date	01/04/2006
Contract end date	

18/19 Contracted general activity (UDA)	33,835
Carry forward general activity (UDA)	0
18/19 Contracted orthodontic activity (UOA)	0
Carry forward orthodontic activity (UOA)	0
Baseline contract value	£977,559.45

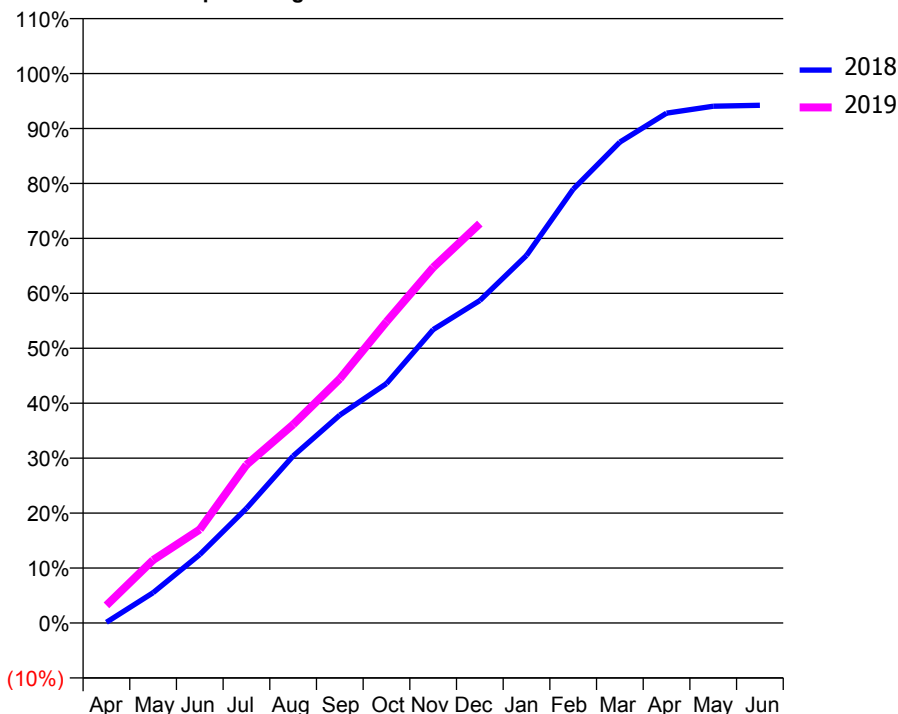
ACCESS*

Patients seen in 24 months	Total	Change since previous quarter
Quarter ending December 2017	12,645	
Quarter ending March 2018	12,611	→
Quarter ending June 2018	12,575	→
Quarter ending September 2018	12,687	→
Quarter ending December 2018	12,728	→
Variance since December 2017	0.7%	→



ACTIVITY

Cumulative percentage of contracted UDA delivered 2018 & 2019



Month	Adjusted Scheduled Activity (UDA)	
	2018	2019
April	49	1,087
May	1,869	3,881
June	4,218	5,762
July	7,058	9,742
August	10,284	12,224
September	12,803	15,036
October	14,746	18,552
November	18,068	21,891
December	19,859	24,599
January	22,635	
February	26,714	
March	29,610	
April	31,397	
May	31,824	
June	31,875	

QUALITY

	Quantity	Base Number	Contract	AT	Region	England
% of FP17s for the same patient ID Re-attending within 3 months - Children	149	2,639	5.6%	10.7%	11.8%	11.8%
% of FP17s for the same patient ID Re-attending within 3 months - Adults	1,027	8,345	12.3%	15.9%	16.7%	15.6%
% of FP17s for the same patient ID Re-attending between 3 & 9 months - Children	1,048	2,639	39.7%	44.8%	48.6%	58.8%
% of FP17s for the same patient ID Re-attending between 3 & 9 months - Adults	3,487	8,345	41.8%	37.0%	39.1%	51.0%
% of FP17s for Band 1 Urgent Courses	983	10,124	9.7%	10.9%	10.6%	9.0%
% of FP17s Relating to Free Repair or Replacements	32	10,124	0.3%	0.5%	0.5%	0.8%
% of FP17s Relating to Continuations	52	10,124	0.5%	0.7%	0.7%	0.9%
% of Patients satisfied with the dentistry they have received	9	10	90.0%	90.9%	90.2%	93.2%
% of Patients satisfied with the time they had to wait for an appointment	10	10	100.0%	82.1%	85.0%	88.3%

* This is based on patients treated on this contract for their most recent course of treatment. Figures in italics indicate the base number of FP17s or Patient Questionnaire responses are less than 100. N/A is shown where the base number of responses is less than 10 during the period. % is calculated as Quantity/Base number*100

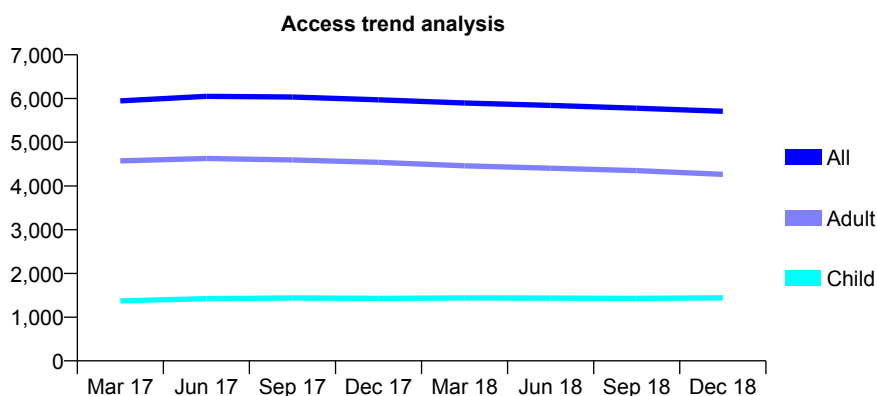
Q61 - Vital Signs At a Glance Contract Report for 937436/0006 - December 2018

Name or company name	MR DJ SACKWILD
Contract type name	GDS Contract
Purpose of contract	General
Contract start date	01/11/2013
Contract end date	

18/19 Contracted general activity (UDA)	17,260
Carry forward general activity (UDA)	439
18/19 Contracted orthodontic activity (UOA)	0
Carry forward orthodontic activity (UOA)	0
Baseline contract value	£444,653.60

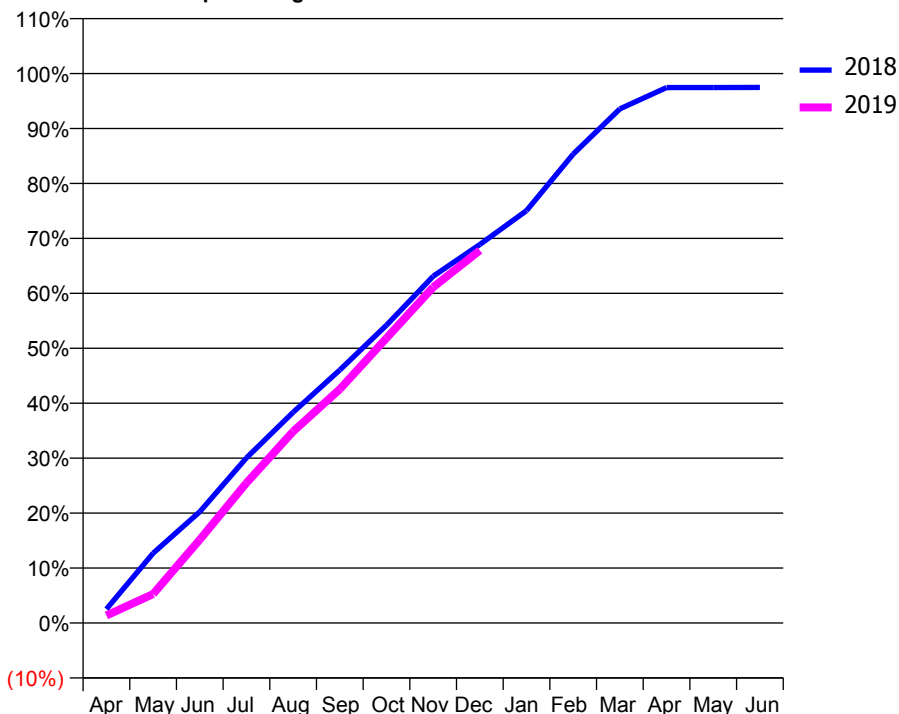
ACCESS*

Patients seen in 24 months	Total	Change since previous quarter
Quarter ending December 2017	5,970	
Quarter ending March 2018	5,898	↓
Quarter ending June 2018	5,841	→
Quarter ending September 2018	5,779	↓
Quarter ending December 2018	5,708	↓
Variance since December 2017	(4.4%)	↓



ACTIVITY

Cumulative percentage of contracted UDA delivered 2018 & 2019



Month	Adjusted Scheduled Activity (UDA)	
	2018	2019
April	439	239
May	2,192	912
June	3,494	2,621
July	5,187	4,401
August	6,620	6,017
September	7,949	7,344
October	9,353	8,948
November	10,890	10,548
December	11,889	11,705
January	12,953	
February	14,729	
March	16,147	
April	16,818	
May	16,818	
June	16,821	

QUALITY

	Quantity	Base Number	Contract	AT	Region	England
% of FP17s for the same patient ID Re-attending within 3 months - Children	94	1,116	8.4%	10.7%	11.8%	11.8%
% of FP17s for the same patient ID Re-attending within 3 months - Adults	347	3,222	10.8%	15.9%	16.7%	15.6%
% of FP17s for the same patient ID Re-attending between 3 & 9 months - Children	410	1,116	36.7%	44.8%	48.6%	58.8%
% of FP17s for the same patient ID Re-attending between 3 & 9 months - Adults	777	3,222	24.1%	37.0%	39.1%	51.0%
% of FP17s for Band 1 Urgent Courses	874	4,127	21.2%	10.9%	10.6%	9.0%
% of FP17s Relating to Free Repair or Replacements	0	4,127	0.0%	0.5%	0.5%	0.8%
% of FP17s Relating to Continuations	36	4,127	0.9%	0.7%	0.7%	0.9%
% of Patients satisfied with the dentistry they have received	0	1	N/A	90.9%	90.2%	93.2%
% of Patients satisfied with the time they had to wait for an appointment	0	1	N/A	82.1%	85.0%	88.3%

* This is based on patients treated on this contract for their most recent course of treatment. Figures in italics indicate the base number of FP17s or Patient Questionnaire responses are less than 100. N/A is shown where the base number of responses is less than 10 during the period. % is calculated as Quantity/Base number*100

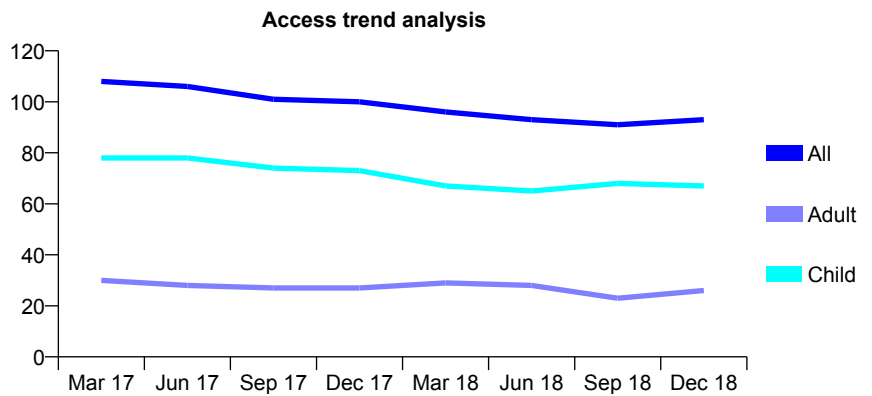
Q61 - Vital Signs At a Glance Contract Report for 941999/0001 - December 2018

Name or company name	MRS S DASWANI
Contract type name	GDS Contract
Purpose of contract	General
Contract start date	01/04/2006
Contract end date	

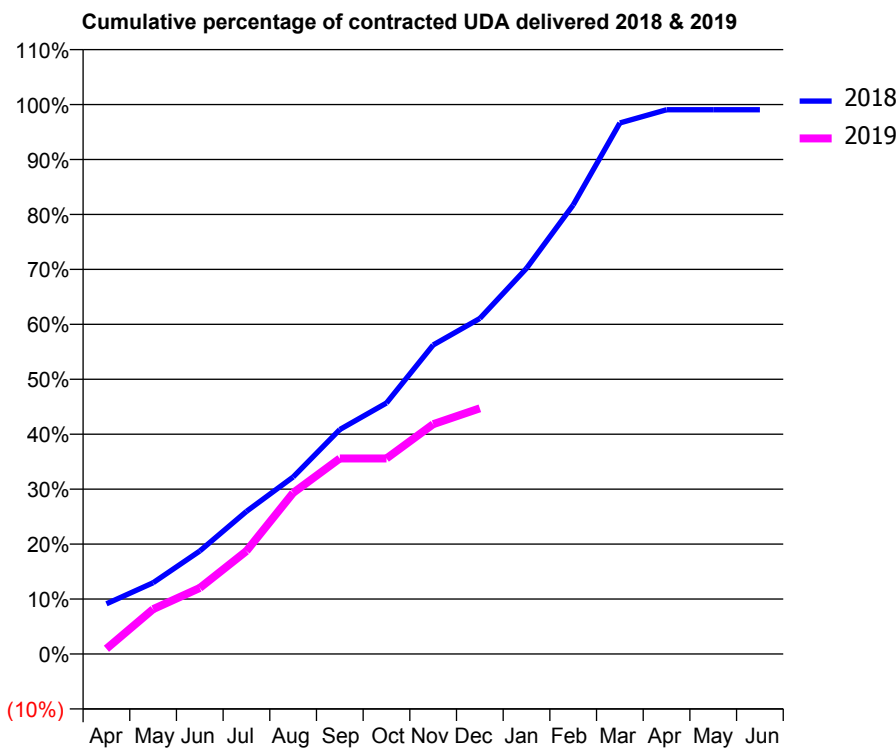
18/19 Contracted general activity (UDA)	208
Carry forward general activity (UDA)	2
18/19 Contracted orthodontic activity (UOA)	0
Carry forward orthodontic activity (UOA)	0
Baseline contract value	£5,010.07

ACCESS*

Patients seen in 24 months	Total	Change since previous quarter
Quarter ending December 2017	100	
Quarter ending March 2018	96	↓
Quarter ending June 2018	93	↓
Quarter ending September 2018	91	↓
Quarter ending December 2018	93	↑
Variance since December 2017	(7.0%)	↓



ACTIVITY



Month	Adjusted Scheduled Activity (UDA)	
	2018	2019
April	19	2
May	27	17
June	39	25
July	54	39
August	67	61
September	85	74
October	95	74
November	117	87
December	127	93
January	146	
February	170	
March	201	
April	206	
May	206	
June	206	

QUALITY

	Quantity	Base Number	Contract	AT	Region	England
% of FP17s for the same patient ID Re-attending within 3 months - Children	1	63	1.6%	10.7%	11.8%	11.8%
% of FP17s for the same patient ID Re-attending within 3 months - Adults	1	11	9.1%	15.9%	16.7%	15.6%
% of FP17s for the same patient ID Re-attending between 3 & 9 months - Children	32	63	50.8%	44.8%	48.6%	58.8%
% of FP17s for the same patient ID Re-attending between 3 & 9 months - Adults	4	11	36.4%	37.0%	39.1%	51.0%
% of FP17s for Band 1 Urgent Courses	0	69	0.0%	10.9%	10.6%	9.0%
% of FP17s Relating to Free Repair or Replacements	0	69	0.0%	0.5%	0.5%	0.8%
% of FP17s Relating to Continuations	0	69	0.0%	0.7%	0.7%	0.9%
% of Patients satisfied with the dentistry they have received	0	0	N/A	90.9%	90.2%	93.2%
% of Patients satisfied with the time they had to wait for an appointment	0	0	N/A	82.1%	85.0%	88.3%

* This is based on patients treated on this contract for their most recent course of treatment. Figures in italics indicate the base number of FP17s or Patient Questionnaire responses are less than 100. N/A is shown where the base number of responses is less than 10 during the period. % is calculated as Quantity/Base number*100

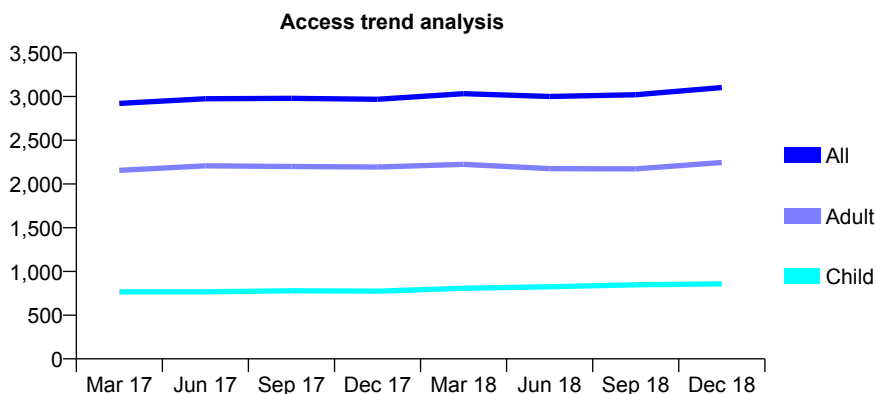
Q61 - Vital Signs At a Glance Contract Report for 944394/0001 - December 2018

Name or company name	MR R PAUL
Contract type name	GDS Contract
Purpose of contract	General
Contract start date	01/04/2006
Contract end date	

18/19 Contracted general activity (UDA)	9,412
Carry forward general activity (UDA)	0
18/19 Contracted orthodontic activity (UOA)	0
Carry forward orthodontic activity (UOA)	0
Baseline contract value	£247,193.13

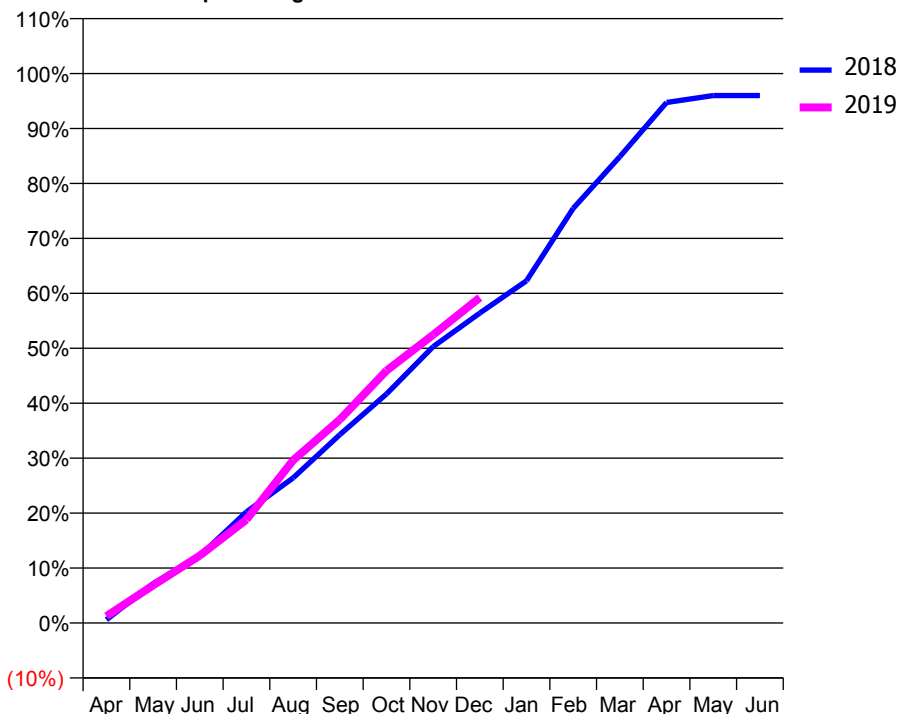
ACCESS*

Patients seen in 24 months	Total	Change since previous quarter
Quarter ending December 2017	2,968	
Quarter ending March 2018	3,032	↑
Quarter ending June 2018	3,000	↓
Quarter ending September 2018	3,020	→
Quarter ending December 2018	3,103	↑
Variance since December 2017	4.5%	↑



ACTIVITY

Cumulative percentage of contracted UDA delivered 2018 & 2019



Month	Adjusted Scheduled Activity (UDA)	
	2018	2019
April	56	118
May	675	646
June	1,149	1,155
July	1,903	1,772
August	2,486	2,789
September	3,227	3,483
October	3,923	4,321
November	4,734	4,936
December	5,308	5,575
January	5,862	
February	7,101	
March	7,988	
April	8,915	
May	9,034	
June	9,035	

QUALITY

	Quantity	Base Number	Contract	AT	Region	England
% of FP17s for the same patient ID Re-attending within 3 months - Children	82	823	10.0%	10.7%	11.8%	11.8%
% of FP17s for the same patient ID Re-attending within 3 months - Adults	235	1,804	13.0%	15.9%	16.7%	15.6%
% of FP17s for the same patient ID Re-attending between 3 & 9 months - Children	400	823	48.6%	44.8%	48.6%	58.8%
% of FP17s for the same patient ID Re-attending between 3 & 9 months - Adults	678	1,804	37.6%	37.0%	39.1%	51.0%
% of FP17s for Band 1 Urgent Courses	184	2,404	7.7%	10.9%	10.6%	9.0%
% of FP17s Relating to Free Repair or Replacements	47	2,404	2.0%	0.5%	0.5%	0.8%
% of FP17s Relating to Continuations	18	2,404	0.7%	0.7%	0.7%	0.9%
% of Patients satisfied with the dentistry they have received	0	0	N/A	90.9%	90.2%	93.2%
% of Patients satisfied with the time they had to wait for an appointment	0	0	N/A	82.1%	85.0%	88.3%

* This is based on patients treated on this contract for their most recent course of treatment. Figures in italics indicate the base number of FP17s or Patient Questionnaire responses are less than 100. N/A is shown where the base number of responses is less than 10 during the period. % is calculated as Quantity/Base number*100

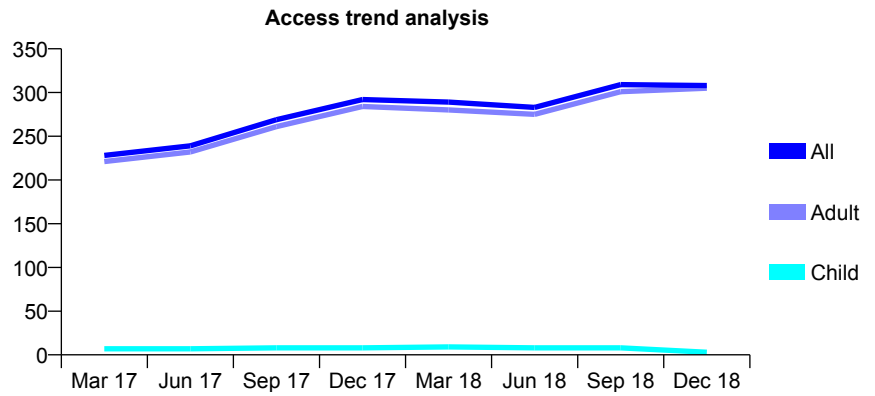
Q61 - Vital Signs At a Glance Contract Report for 947806/0002 - December 2018

Name or company name	MR PA SHAH
Contract type name	PDS Contract
Purpose of contract	General
Contract start date	01/08/2010
Contract end date	31/03/2019

18/19 Contracted general activity (UDA)	1,449
Carry forward general activity (UDA)	0
18/19 Contracted orthodontic activity (UOA)	0
Carry forward orthodontic activity (UOA)	0
Baseline contract value	£204,835.67

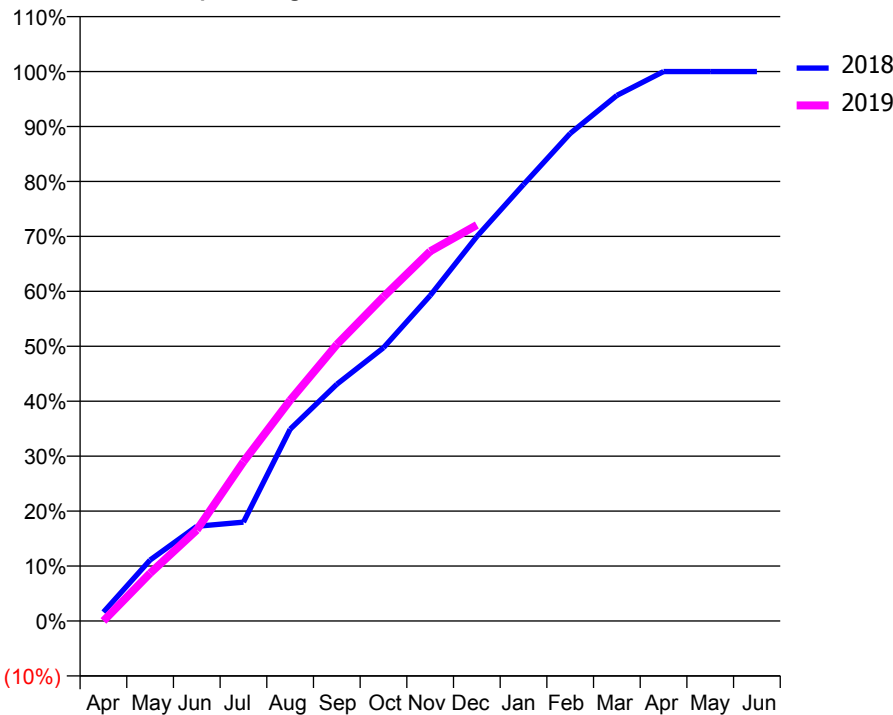
ACCESS*

Patients seen in 24 months	Total	Change since previous quarter
Quarter ending December 2017	292	
Quarter ending March 2018	289	↓
Quarter ending June 2018	283	↓
Quarter ending September 2018	309	↑
Quarter ending December 2018	308	→
Variance since December 2017	5.5%	↑



ACTIVITY

Cumulative percentage of contracted UDA delivered 2018 & 2019



Month	Adjusted Scheduled Activity (UDA)	
	2018	2019
April	19	0
May	130	126
June	202	240
July	211	420
August	409	582
September	505	729
October	583	855
November	694	975
December	820	1,044
January	931	
February	1,040	
March	1,121	
April	1,172	
May	1,172	
June	1,172	

QUALITY

	Quantity	Base Number	Contract	AT	Region	England
% of FP17s for the same patient ID Re-attending within 3 months - Children	1	14	7.1%	10.7%	11.8%	11.8%
% of FP17s for the same patient ID Re-attending within 3 months - Adults	31	351	8.8%	15.9%	16.7%	15.6%
% of FP17s for the same patient ID Re-attending between 3 & 9 months - Children	1	14	7.1%	44.8%	48.6%	58.8%
% of FP17s for the same patient ID Re-attending between 3 & 9 months - Adults	9	351	2.6%	37.0%	39.1%	51.0%
% of FP17s for Band 1 Urgent Courses	0	348	0.0%	10.9%	10.6%	9.0%
% of FP17s Relating to Free Repair or Replacements	0	348	0.0%	0.5%	0.5%	0.8%
% of FP17s Relating to Continuations	0	348	0.0%	0.7%	0.7%	0.9%
% of Patients satisfied with the dentistry they have received	0	0	N/A	90.9%	90.2%	93.2%
% of Patients satisfied with the time they had to wait for an appointment	0	0	N/A	82.1%	85.0%	88.3%

* This is based on patients treated on this contract for their most recent course of treatment. Figures in italics indicate the base number of FP17s or Patient Questionnaire responses are less than 100. N/A is shown where the base number of responses is less than 10 during the period. % is calculated as Quantity/Base number*100

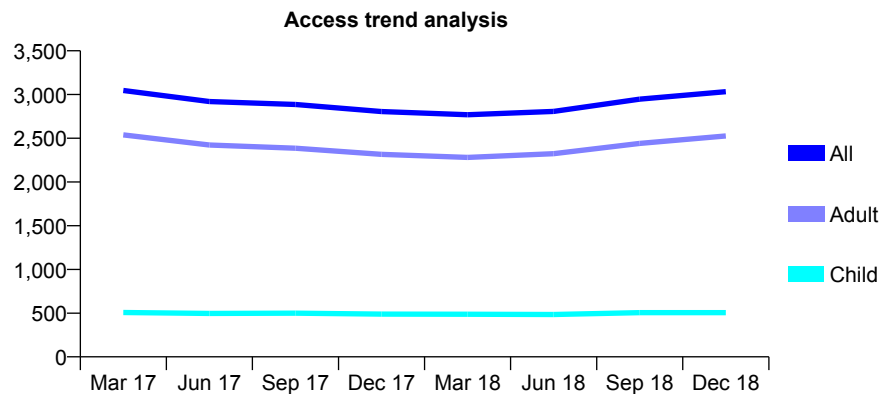
Q61 - Vital Signs At a Glance Contract Report for 949787/0001 - December 2018

Name or company name	MR OA ADEBIYI
Contract type name	GDS Contract
Purpose of contract	General
Contract start date	01/04/2006
Contract end date	

18/19 Contracted general activity (UDA)	9,518
Carry forward general activity (UDA)	0
18/19 Contracted orthodontic activity (UOA)	0
Carry forward orthodontic activity (UOA)	0
Baseline contract value	£236,808.66

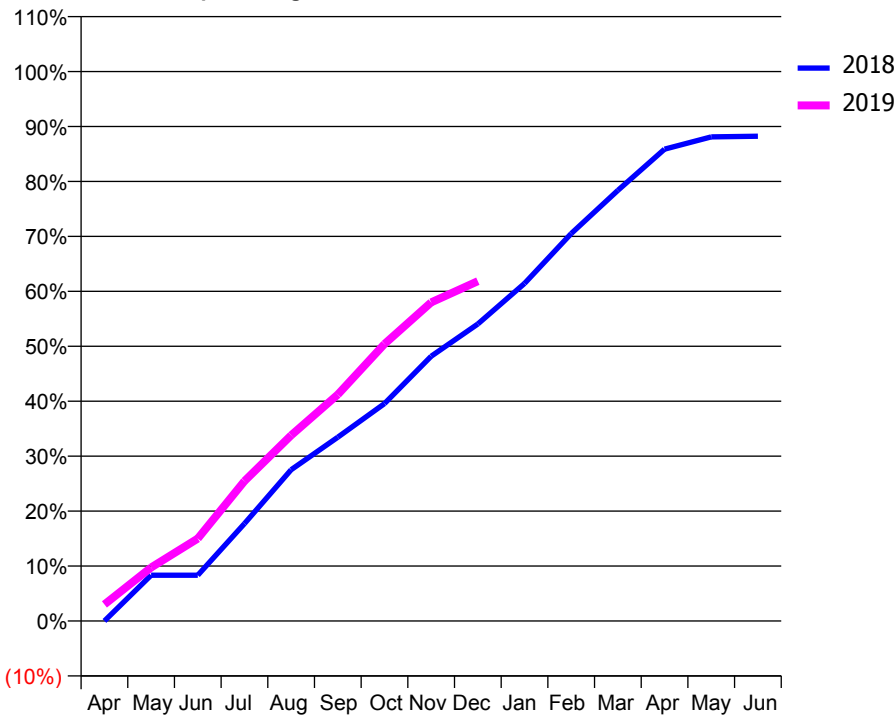
ACCESS*

Patients seen in 24 months	Total	Change since previous quarter
Quarter ending December 2017	2,805	
Quarter ending March 2018	2,768	↓
Quarter ending June 2018	2,807	→
Quarter ending September 2018	2,947	↑
Quarter ending December 2018	3,033	↑
Variance since December 2017	8.1%	↑



ACTIVITY

Cumulative percentage of contracted UDA delivered 2018 & 2019



Month	Adjusted Scheduled Activity (UDA)	
	2018	2019
April	0	287
May	793	928
June	793	1,428
July	1,686	2,425
August	2,620	3,217
September	3,184	3,924
October	3,766	4,799
November	4,585	5,519
December	5,145	5,886
January	5,848	
February	6,712	
March	7,460	
April	8,172	
May	8,385	
June	8,397	

QUALITY

	Quantity	Base Number	Contract	AT	Region	England
% of FP17s for the same patient ID Re-attending within 3 months - Children	15	356	4.2%	10.7%	11.8%	11.8%
% of FP17s for the same patient ID Re-attending within 3 months - Adults	198	1,781	11.1%	15.9%	16.7%	15.6%
% of FP17s for the same patient ID Re-attending between 3 & 9 months - Children	131	356	36.8%	44.8%	48.6%	58.8%
% of FP17s for the same patient ID Re-attending between 3 & 9 months - Adults	555	1,781	31.2%	37.0%	39.1%	51.0%
% of FP17s for Band 1 Urgent Courses	185	1,939	9.5%	10.9%	10.6%	9.0%
% of FP17s Relating to Free Repair or Replacements	0	1,939	0.0%	0.5%	0.5%	0.8%
% of FP17s Relating to Continuations	0	1,939	0.0%	0.7%	0.7%	0.9%
% of Patients satisfied with the dentistry they have received	1	1	N/A	90.9%	90.2%	93.2%
% of Patients satisfied with the time they had to wait for an appointment	1	1	N/A	82.1%	85.0%	88.3%

* This is based on patients treated on this contract for their most recent course of treatment. Figures in italics indicate the base number of FP17s or Patient Questionnaire responses are less than 100. N/A is shown where the base number of responses is less than 10 during the period. % is calculated as Quantity/Base number*100

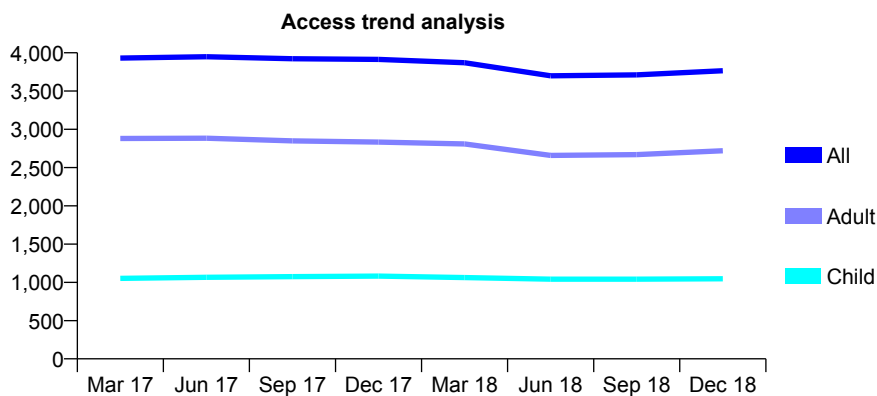
Q61 - Vital Signs At a Glance Contract Report for 949892/0001 - December 2018

Name or company name	MR KC SHAH
Contract type name	GDS Contract
Purpose of contract	General
Contract start date	21/07/2010
Contract end date	

18/19 Contracted general activity (UDA)	8,870
Carry forward general activity (UDA)	0
18/19 Contracted orthodontic activity (UOA)	0
Carry forward orthodontic activity (UOA)	0
Baseline contract value	£212,062.58

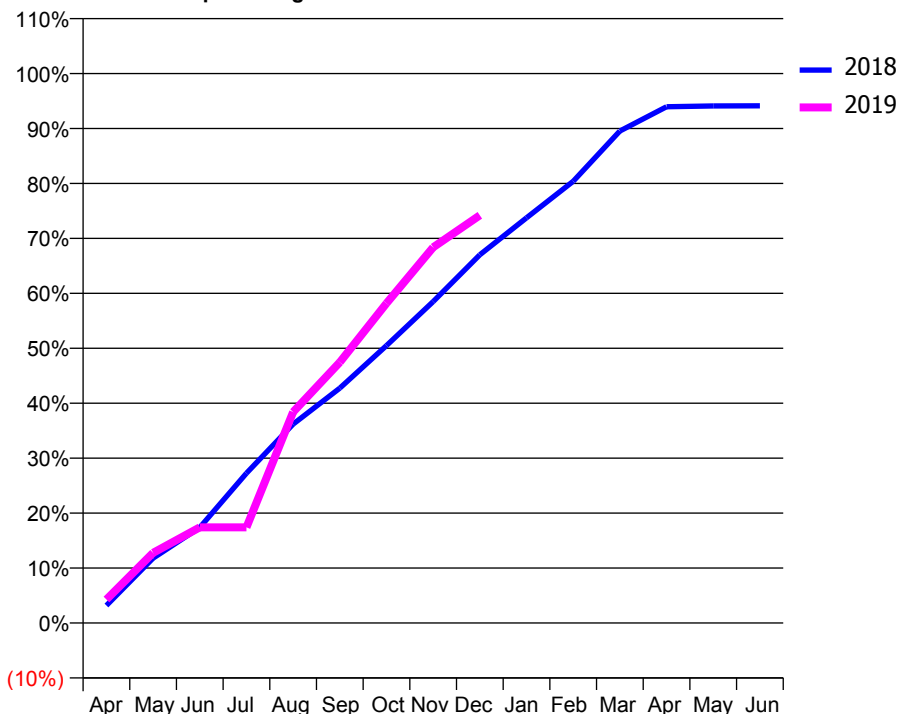
ACCESS*

Patients seen in 24 months	Total	Change since previous quarter
Quarter ending December 2017	3,914	
Quarter ending March 2018	3,871	↓
Quarter ending June 2018	3,699	↓
Quarter ending September 2018	3,712	→
Quarter ending December 2018	3,765	→
Variance since December 2017	(3.8%)	↓



ACTIVITY

Cumulative percentage of contracted UDA delivered 2018 & 2019



Month	Adjusted Scheduled Activity (UDA)	
	2018	2019
April	283	381
May	1,047	1,132
June	1,543	1,544
July	2,418	1,544
August	3,210	3,405
September	3,793	4,210
October	4,478	5,160
November	5,189	6,064
December	5,945	6,582
January	6,540	
February	7,131	
March	7,942	
April	8,333	
May	8,347	
June	8,349	

QUALITY

	Quantity	Base Number	Contract	AT	Region	England
% of FP17s for the same patient ID Re-attending within 3 months - Children	93	1,017	9.1%	10.7%	11.8%	11.8%
% of FP17s for the same patient ID Re-attending within 3 months - Adults	388	2,259	17.2%	15.9%	16.7%	15.6%
% of FP17s for the same patient ID Re-attending between 3 & 9 months - Children	479	1,017	47.1%	44.8%	48.6%	58.8%
% of FP17s for the same patient ID Re-attending between 3 & 9 months - Adults	773	2,259	34.2%	37.0%	39.1%	51.0%
% of FP17s for Band 1 Urgent Courses	400	3,059	13.1%	10.9%	10.6%	9.0%
% of FP17s Relating to Free Repair or Replacements	19	3,059	0.6%	0.5%	0.5%	0.8%
% of FP17s Relating to Continuations	1	3,059	0.0%	0.7%	0.7%	0.9%
% of Patients satisfied with the dentistry they have received	1	1	N/A	90.9%	90.2%	93.2%
% of Patients satisfied with the time they had to wait for an appointment	1	1	N/A	82.1%	85.0%	88.3%

* This is based on patients treated on this contract for their most recent course of treatment. Figures in italics indicate the base number of FP17s or Patient Questionnaire responses are less than 100. N/A is shown where the base number of responses is less than 10 during the period. % is calculated as Quantity/Base number*100

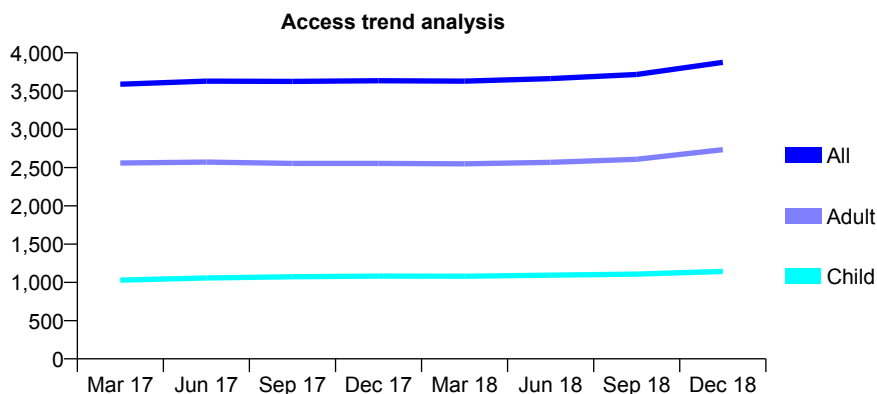
Q61 - Vital Signs At a Glance Contract Report for 954314/0001 - December 2018

Name or company name	Apollo Dental Services Ltd
Contract type name	GDS Contract
Purpose of contract	General
Contract start date	01/04/2006
Contract end date	

18/19 Contracted general activity (UDA)	10,835
Carry forward general activity (UDA)	-217
18/19 Contracted orthodontic activity (UOA)	0
Carry forward orthodontic activity (UOA)	0
Baseline contract value	£317,797.53

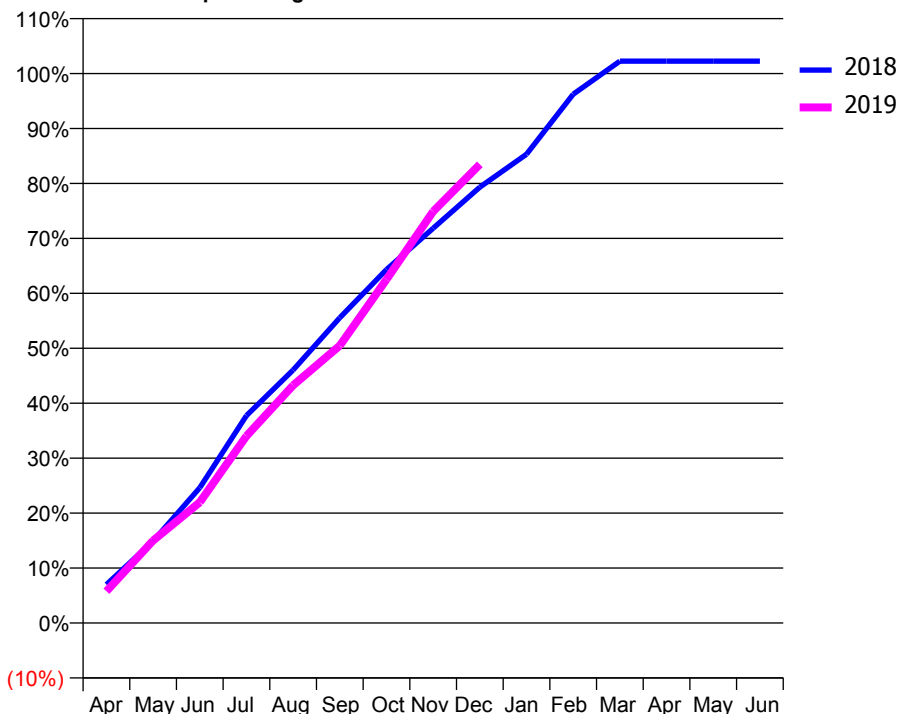
ACCESS*

Patients seen in 24 months	Total	Change since previous quarter
Quarter ending December 2017	3,635	
Quarter ending March 2018	3,629	→
Quarter ending June 2018	3,663	→
Quarter ending September 2018	3,717	→
Quarter ending December 2018	3,876	↑
Variance since December 2017	6.6%	↑



ACTIVITY

Cumulative percentage of contracted UDA delivered 2018 & 2019



Month	Adjusted Scheduled Activity (UDA)	
	2018	2019
April	758	627
May	1,617	1,627
June	2,667	2,381
July	4,090	3,687
August	4,989	4,688
September	6,020	5,469
October	6,970	6,775
November	7,784	8,115
December	8,593	9,045
January	9,244	
February	10,426	
March	11,078	
April	11,078	
May	11,078	
June	11,078	

QUALITY

	Quantity	Base Number	Contract	AT	Region	England
% of FP17s for the same patient ID Re-attending within 3 months - Children	53	1,057	5.0%	10.7%	11.8%	11.8%
% of FP17s for the same patient ID Re-attending within 3 months - Adults	265	2,352	11.3%	15.9%	16.7%	15.6%
% of FP17s for the same patient ID Re-attending between 3 & 9 months - Children	515	1,057	48.7%	44.8%	48.6%	58.8%
% of FP17s for the same patient ID Re-attending between 3 & 9 months - Adults	800	2,352	34.0%	37.0%	39.1%	51.0%
% of FP17s for Band 1 Urgent Courses	513	3,409	15.0%	10.9%	10.6%	9.0%
% of FP17s Relating to Free Repair or Replacements	15	3,409	0.4%	0.5%	0.5%	0.8%
% of FP17s Relating to Continuations	4	3,409	0.1%	0.7%	0.7%	0.9%
% of Patients satisfied with the dentistry they have received	1	1	N/A	90.9%	90.2%	93.2%
% of Patients satisfied with the time they had to wait for an appointment	1	1	N/A	82.1%	85.0%	88.3%

* This is based on patients treated on this contract for their most recent course of treatment. Figures in italics indicate the base number of FP17s or Patient Questionnaire responses are less than 100. N/A is shown where the base number of responses is less than 10 during the period. % is calculated as Quantity/Base number*100

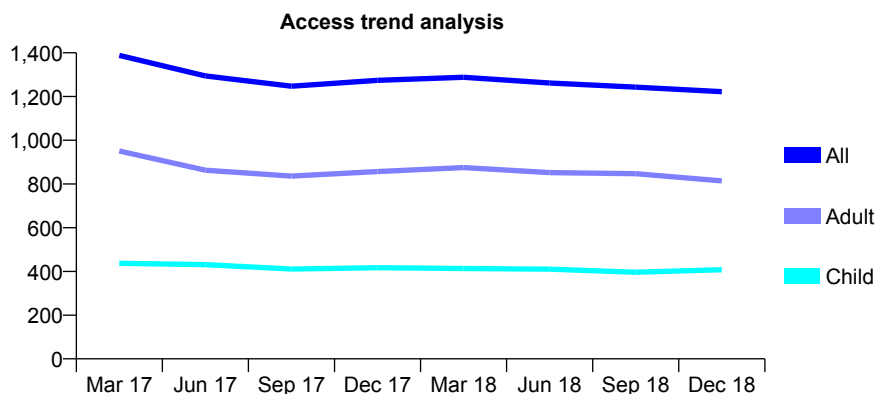
Q61 - Vital Signs At a Glance Contract Report for 964328/0001 - December 2018

Name or company name	MISS FA RAMJOHN
Contract type name	GDS Contract
Purpose of contract	General
Contract start date	01/11/2011
Contract end date	

18/19 Contracted general activity (UDA)	4,344
Carry forward general activity (UDA)	-87
18/19 Contracted orthodontic activity (UOA)	0
Carry forward orthodontic activity (UOA)	0
Baseline contract value	£126,805.37

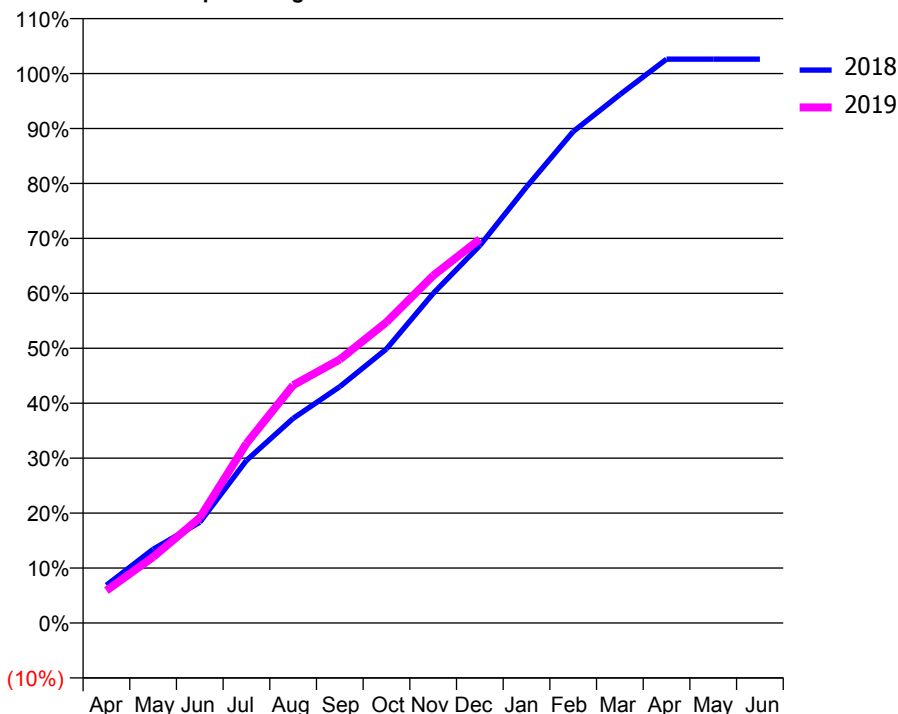
ACCESS*

Patients seen in 24 months	Total	Change since previous quarter
Quarter ending December 2017	1,274	
Quarter ending March 2018	1,288	→
Quarter ending June 2018	1,262	↓
Quarter ending September 2018	1,243	↓
Quarter ending December 2018	1,222	↓
Variance since December 2017	(4.1%)	↓



ACTIVITY

Cumulative percentage of contracted UDA delivered 2018 & 2019



Month	Adjusted Scheduled Activity (UDA)	
	2018	2019
April	299	257
May	584	521
June	796	832
July	1,286	1,419
August	1,617	1,880
September	1,868	2,084
October	2,167	2,379
November	2,606	2,746
December	2,984	3,034
January	3,448	
February	3,885	
March	4,177	
April	4,458	
May	4,458	
June	4,458	

QUALITY

	Quantity	Base Number	Contract	AT	Region	England
% of FP17s for the same patient ID Re-attending within 3 months - Children	19	443	4.3%	10.7%	11.8%	11.8%
% of FP17s for the same patient ID Re-attending within 3 months - Adults	71	629	11.3%	15.9%	16.7%	15.6%
% of FP17s for the same patient ID Re-attending between 3 & 9 months - Children	266	443	60.0%	44.8%	48.6%	58.8%
% of FP17s for the same patient ID Re-attending between 3 & 9 months - Adults	289	629	45.9%	37.0%	39.1%	51.0%
% of FP17s for Band 1 Urgent Courses	21	936	2.2%	10.9%	10.6%	9.0%
% of FP17s Relating to Free Repair or Replacements	1	936	0.1%	0.5%	0.5%	0.8%
% of FP17s Relating to Continuations	12	936	1.3%	0.7%	0.7%	0.9%
% of Patients satisfied with the dentistry they have received	0	0	N/A	90.9%	90.2%	93.2%
% of Patients satisfied with the time they had to wait for an appointment	0	0	N/A	82.1%	85.0%	88.3%

* This is based on patients treated on this contract for their most recent course of treatment. Figures in italics indicate the base number of FP17s or Patient Questionnaire responses are less than 100. N/A is shown where the base number of responses is less than 10 during the period. % is calculated as Quantity/Base number*100

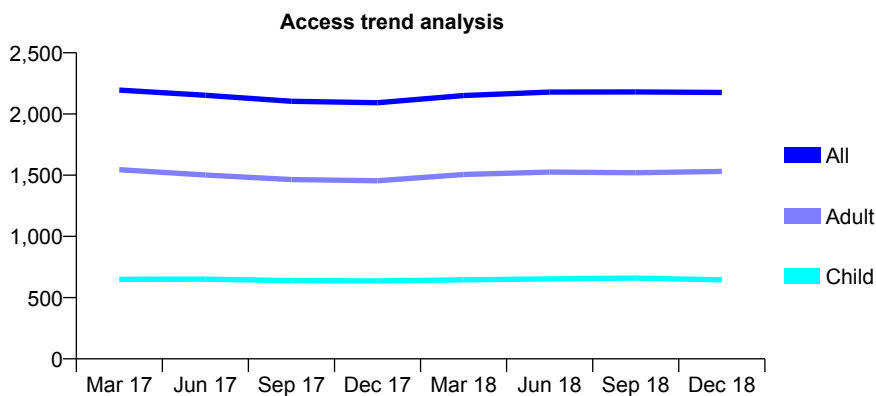
Q61 - Vital Signs At a Glance Contract Report for 999237/0001 - December 2018

Name or company name	MRS JM TALIB
Contract type name	GDS Contract
Purpose of contract	General
Contract start date	01/04/2006
Contract end date	

18/19 Contracted general activity (UDA)	7,248
Carry forward general activity (UDA)	-105
18/19 Contracted orthodontic activity (UOA)	0
Carry forward orthodontic activity (UOA)	0
Baseline contract value	£236,493.76

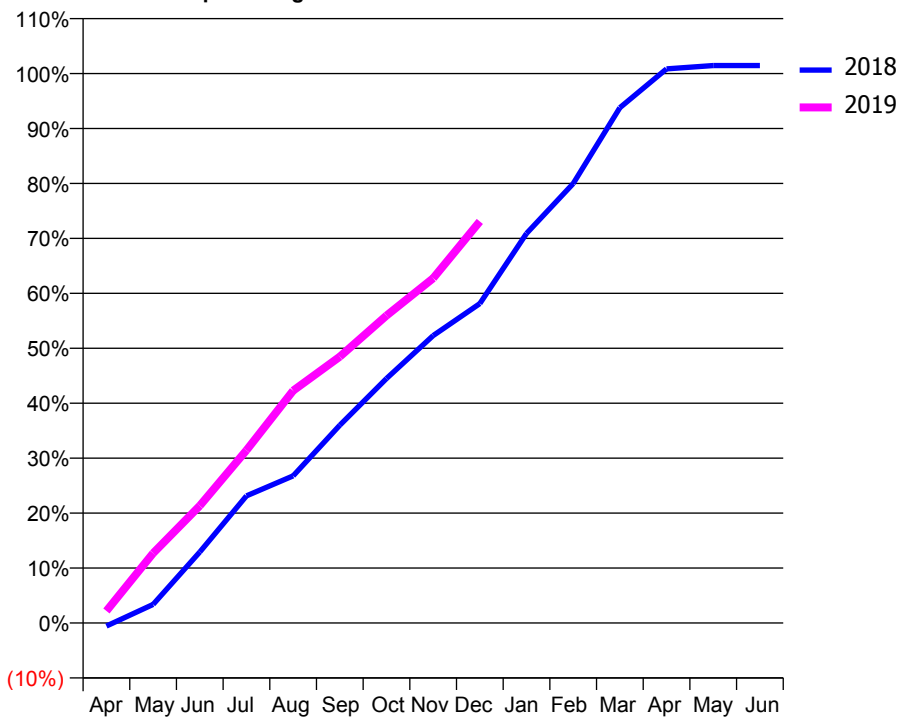
ACCESS*

Patients seen in 24 months	Total	Change since previous quarter
Quarter ending December 2017	2,092	
Quarter ending March 2018	2,151	↑
Quarter ending June 2018	2,179	→
Quarter ending September 2018	2,180	→
Quarter ending December 2018	2,176	→
Variance since December 2017	4.0%	↑



ACTIVITY

Cumulative percentage of contracted UDA delivered 2018 & 2019



Month	Adjusted Scheduled Activity (UDA)	
	2018	2019
April	-42	159
May	245	921
June	936	1,547
July	1,677	2,279
August	1,941	3,065
September	2,610	3,514
October	3,224	4,056
November	3,791	4,548
December	4,213	5,298
January	5,138	
February	5,796	
March	6,798	
April	7,308	
May	7,353	
June	7,353	

QUALITY

	Quantity	Base Number	Contract	AT	Region	England
% of FP17s for the same patient ID Re-attending within 3 months - Children	69	614	11.2%	10.7%	11.8%	11.8%
% of FP17s for the same patient ID Re-attending within 3 months - Adults	235	1,253	18.8%	15.9%	16.7%	15.6%
% of FP17s for the same patient ID Re-attending between 3 & 9 months - Children	242	614	39.4%	44.8%	48.6%	58.8%
% of FP17s for the same patient ID Re-attending between 3 & 9 months - Adults	315	1,253	25.1%	37.0%	39.1%	51.0%
% of FP17s for Band 1 Urgent Courses	217	1,683	12.9%	10.9%	10.6%	9.0%
% of FP17s Relating to Free Repair or Replacements	5	1,683	0.3%	0.5%	0.5%	0.8%
% of FP17s Relating to Continuations	5	1,683	0.3%	0.7%	0.7%	0.9%
% of Patients satisfied with the dentistry they have received	0	0	N/A	90.9%	90.2%	93.2%
% of Patients satisfied with the time they had to wait for an appointment	0	0	N/A	82.1%	85.0%	88.3%

* This is based on patients treated on this contract for their most recent course of treatment. Figures in italics indicate the base number of FP17s or Patient Questionnaire responses are less than 100. N/A is shown where the base number of responses is less than 10 during the period. % is calculated as Quantity/Base number*100

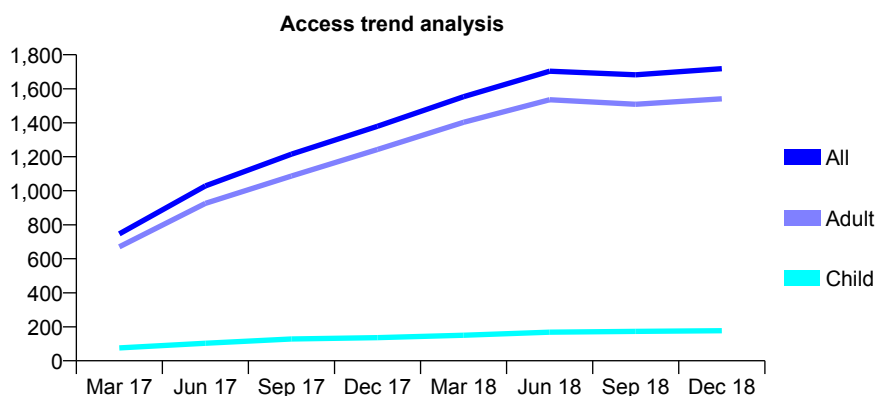
Q62 - Vital Signs At a Glance Contract Report for 100171/0000 - December 2018

Name or company name	MR AH GHAURI
Contract type name	PDS Contract
Purpose of contract	General
Contract start date	01/06/2016
Contract end date	31/05/2021

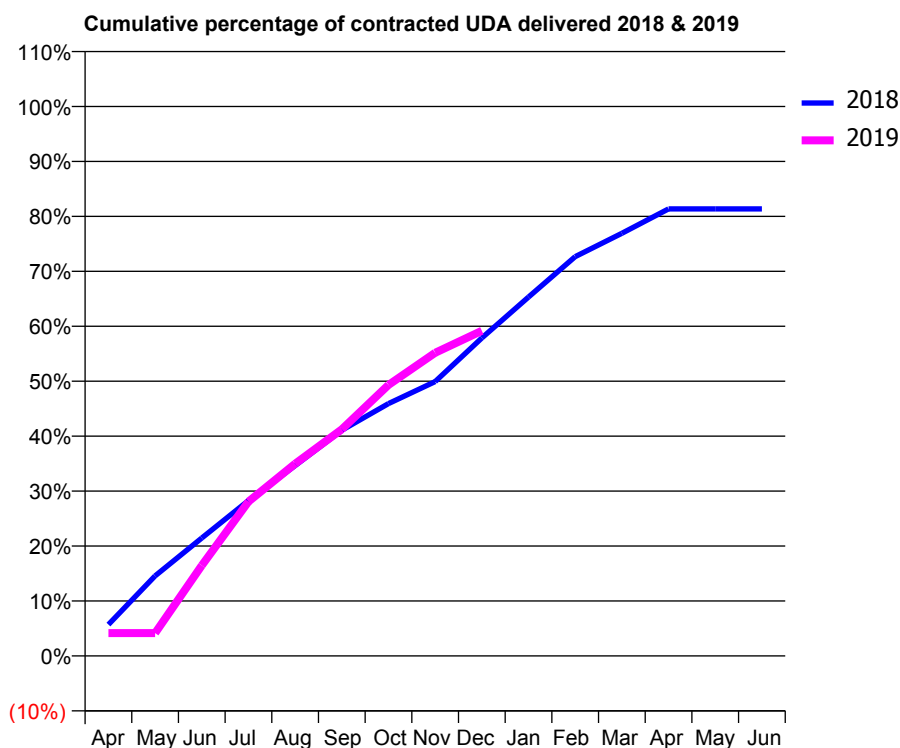
18/19 Contracted general activity (UDA)	3,211
Carry forward general activity (UDA)	0
18/19 Contracted orthodontic activity (UOA)	0
Carry forward orthodontic activity (UOA)	0
Baseline contract value	£165,087.69

ACCESS*

Patients seen in 24 months	Total	Change since previous quarter
Quarter ending December 2017	1,379	
Quarter ending March 2018	1,553	↑
Quarter ending June 2018	1,703	↑
Quarter ending September 2018	1,682	↓
Quarter ending December 2018	1,718	↑
Variance since December 2017	24.6%	↑



ACTIVITY



Month	Adjusted Scheduled Activity (UDA)	
	2018	2019
April	184	134
May	468	134
June	689	529
July	908	902
August	1,113	1,123
September	1,319	1,325
October	1,475	1,584
November	1,603	1,772
December	1,858	1,900
January	2,097	
February	2,333	
March	2,470	
April	2,613	
May	2,613	
June	2,613	

QUALITY

	Quantity	Base Number	Contract	AT	Region	England
% of FP17s for the same patient ID Re-attending within 3 months - Children	0	248	0.0%	10.2%	11.8%	11.8%
% of FP17s for the same patient ID Re-attending within 3 months - Adults	17	1,453	1.2%	15.7%	16.7%	15.6%
% of FP17s for the same patient ID Re-attending between 3 & 9 months - Children	2	248	0.8%	48.3%	48.6%	58.8%
% of FP17s for the same patient ID Re-attending between 3 & 9 months - Adults	9	1,453	0.6%	38.5%	39.1%	51.0%
% of FP17s for Band 1 Urgent Courses	1,570	1,581	99.3%	11.0%	10.6%	9.0%
% of FP17s Relating to Free Repair or Replacements	0	1,581	0.0%	0.5%	0.5%	0.8%
% of FP17s Relating to Continuations	0	1,581	0.0%	0.5%	0.7%	0.9%
% of Patients satisfied with the dentistry they have received	0	0	N/A	87.7%	90.2%	93.2%
% of Patients satisfied with the time they had to wait for an appointment	0	0	N/A	85.7%	85.0%	88.3%

* This is based on patients treated on this contract for their most recent course of treatment. Figures in italics indicate the base number of FP17s or Patient Questionnaire responses are less than 100. N/A is shown where the base number of responses is less than 10 during the period. % is calculated as Quantity/Base number*100

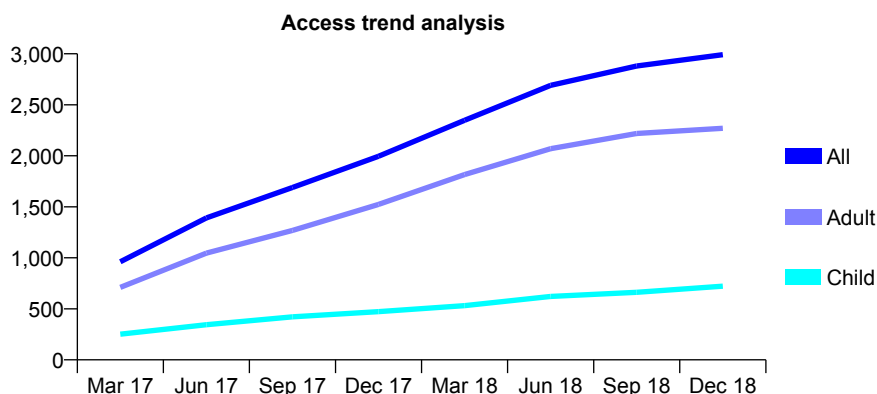
Q62 - Vital Signs At a Glance Contract Report for 100217/0000 - December 2018

Name or company name	Dentistry for You
Contract type name	PDS Plus Contract
Purpose of contract	General
Contract start date	01/10/2016
Contract end date	30/09/2024

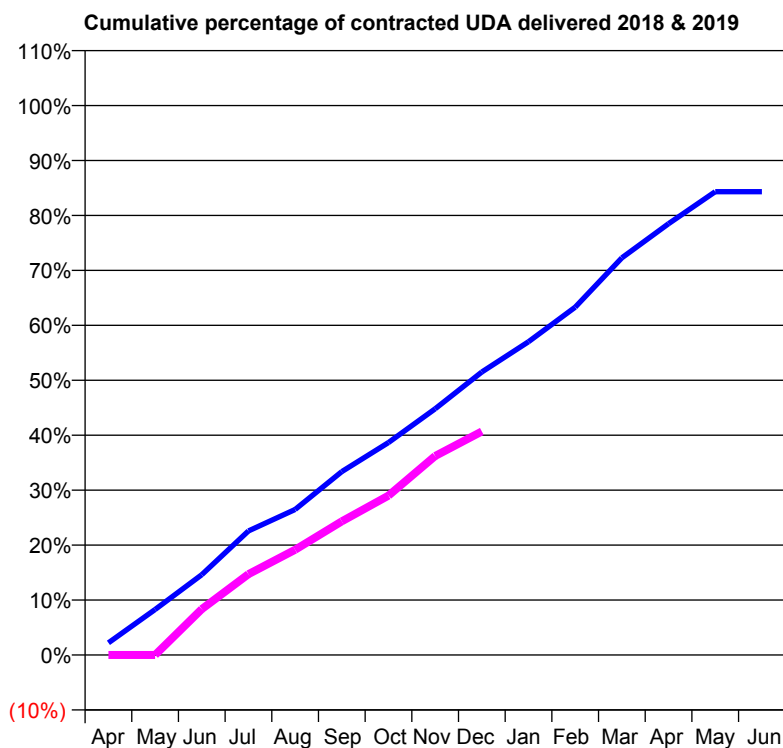
18/19 Contracted general activity (UDA)	14,000
Carry forward general activity (UDA)	0
18/19 Contracted orthodontic activity (UOA)	0
Carry forward orthodontic activity (UOA)	0
Baseline contract value	£245,000.00

ACCESS*

Patients seen in 24 months	Total	Change since previous quarter
Quarter ending December 2017	1,996	
Quarter ending March 2018	2,348	↑
Quarter ending June 2018	2,691	↑
Quarter ending September 2018	2,881	↑
Quarter ending December 2018	2,992	↑
Variance since December 2017	49.9%	↑



ACTIVITY



Month	Adjusted Scheduled Activity (UDA)	
	2018	2019
April	247	0
May	927	2
June	1,638	1,172
July	2,529	2,060
August	2,967	2,681
September	3,740	3,407
October	4,332	4,062
November	5,019	5,070
December	5,770	5,695
January	6,386	
February	7,089	
March	8,095	
April	8,790	
May	9,442	
June	9,444	

QUALITY

	Quantity	Base Number	Contract	AT	Region	England
% of FP17s for the same patient ID Re-attending within 3 months - Children	134	854	15.7%	10.2%	11.8%	11.8%
% of FP17s for the same patient ID Re-attending within 3 months - Adults	428	2,163	19.8%	15.7%	16.7%	15.6%
% of FP17s for the same patient ID Re-attending between 3 & 9 months - Children	371	854	43.4%	48.3%	48.6%	58.8%
% of FP17s for the same patient ID Re-attending between 3 & 9 months - Adults	760	2,163	35.1%	38.5%	39.1%	51.0%
% of FP17s for Band 1 Urgent Courses	463	2,429	19.1%	11.0%	10.6%	9.0%
% of FP17s Relating to Free Repair or Replacements	5	2,429	0.2%	0.5%	0.5%	0.8%
% of FP17s Relating to Continuations	17	2,429	0.7%	0.5%	0.7%	0.9%
% of Patients satisfied with the dentistry they have received	0	0	N/A	87.7%	90.2%	93.2%
% of Patients satisfied with the time they had to wait for an appointment	0	0	N/A	85.7%	85.0%	88.3%

* This is based on patients treated on this contract for their most recent course of treatment. Figures in italics indicate the base number of FP17s or Patient Questionnaire responses are less than 100. N/A is shown where the base number of responses is less than 10 during the period. % is calculated as Quantity/Base number*100

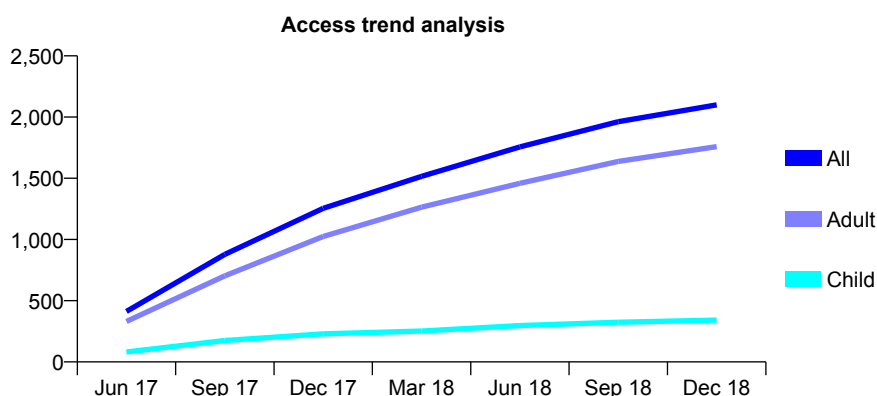
Q62 - Vital Signs At a Glance Contract Report for 100358/0000 - December 2018

Name or company name	Mrs M Parekh & Dr V Patel & Dr. J. Parekh
Contract type name	GDS Contract
Purpose of contract	General
Contract start date	01/04/2017
Contract end date	

18/19 Contracted general activity (UDA)	7,263
Carry forward general activity (UDA)	70
18/19 Contracted orthodontic activity (UOA)	0
Carry forward orthodontic activity (UOA)	0
Baseline contract value	£201,385.44

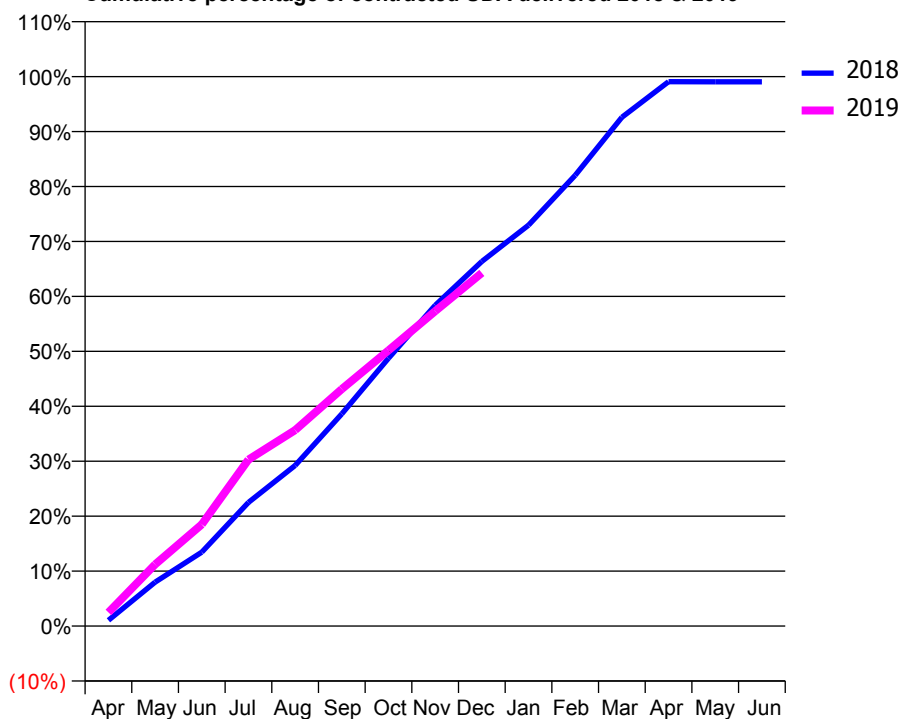
ACCESS*

Patients seen in 24 months	Total	Change since previous quarter
Quarter ending December 2017	1,254	
Quarter ending March 2018	1,516	↑
Quarter ending June 2018	1,756	↑
Quarter ending September 2018	1,962	↑
Quarter ending December 2018	2,100	↑
Variance since December 2017	67.5%	↑



ACTIVITY

Cumulative percentage of contracted UDA delivered 2018 & 2019



Adjusted Scheduled Activity (UDA)

Month	2018	2019
April	77	181
May	589	816
June	993	1,344
July	1,660	2,201
August	2,155	2,590
September	2,848	3,133
October	3,595	3,644
November	4,305	4,163
December	4,894	4,667
January	5,382	
February	6,051	
March	6,830	
April	7,307	
May	7,306	
June	7,306	

QUALITY

	Quantity	Base Number	Contract	AT	Region	England
% of FP17s for the same patient ID Re-attending within 3 months - Children	14	283	4.9%	10.2%	11.8%	11.8%
% of FP17s for the same patient ID Re-attending within 3 months - Adults	215	1,398	15.4%	15.7%	16.7%	15.6%
% of FP17s for the same patient ID Re-attending between 3 & 9 months - Children	108	283	38.2%	48.3%	48.6%	58.8%
% of FP17s for the same patient ID Re-attending between 3 & 9 months - Adults	480	1,398	34.3%	38.5%	39.1%	51.0%
% of FP17s for Band 1 Urgent Courses	345	1,579	21.8%	11.0%	10.6%	9.0%
% of FP17s Relating to Free Repair or Replacements	2	1,579	0.1%	0.5%	0.5%	0.8%
% of FP17s Relating to Continuations	0	1,579	0.0%	0.5%	0.7%	0.9%
% of Patients satisfied with the dentistry they have received	2	2	N/A	87.7%	90.2%	93.2%
% of Patients satisfied with the time they had to wait for an appointment	2	2	N/A	85.7%	85.0%	88.3%

* This is based on patients treated on this contract for their most recent course of treatment. Figures in italics indicate the base number of FP17s or Patient Questionnaire responses are less than 100. N/A is shown where the base number of responses is less than 10 during the period. % is calculated as Quantity/Base number*100

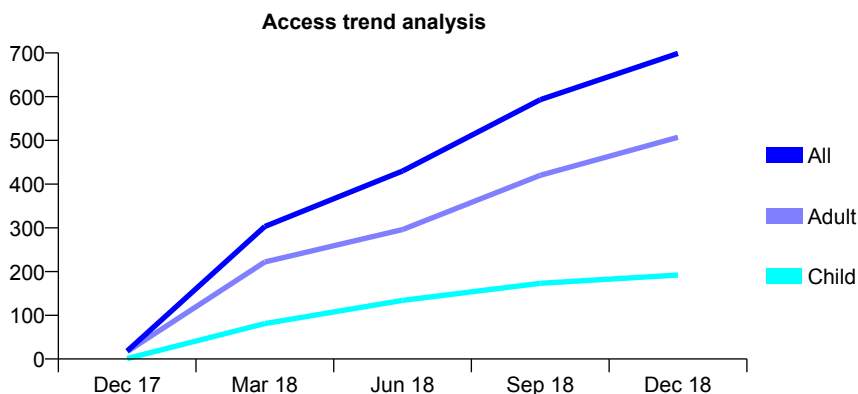
Q62 - Vital Signs At a Glance Contract Report for 100485/0000 - December 2018

Name or company name	MR SN CHANDE
Contract type name	GDS Contract
Purpose of contract	General
Contract start date	01/11/2017
Contract end date	

18/19 Contracted general activity (UDA)	3,000
Carry forward general activity (UDA)	0
18/19 Contracted orthodontic activity (UOA)	0
Carry forward orthodontic activity (UOA)	0
Baseline contract value	£81,404.62

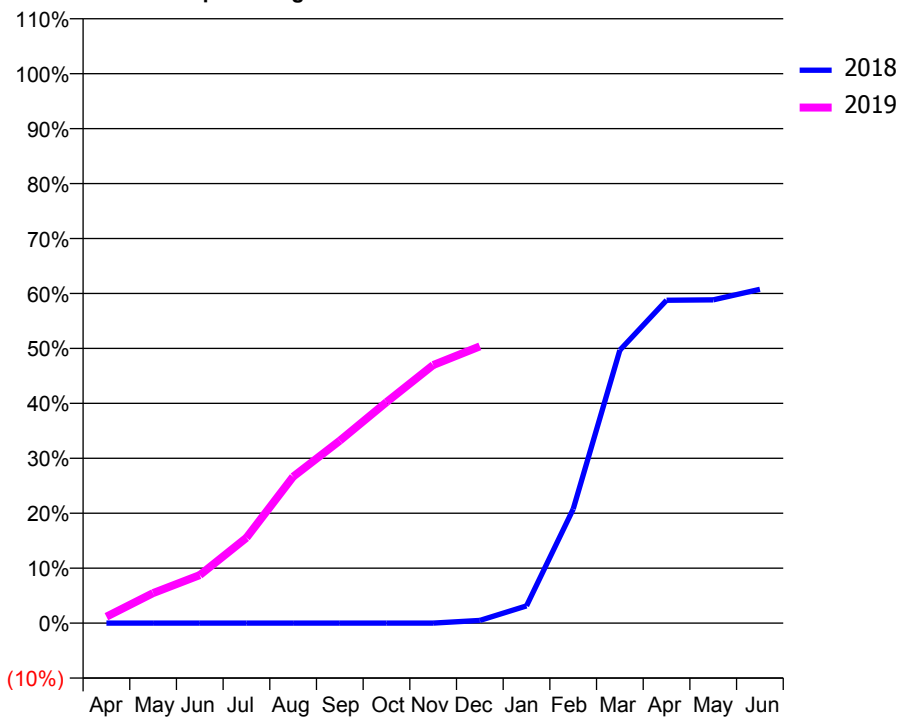
ACCESS*

Patients seen in 24 months	Total	Change since previous quarter
Quarter ending December 2017	18	
Quarter ending March 2018	303	↑
Quarter ending June 2018	430	↑
Quarter ending September 2018	593	↑
Quarter ending December 2018	699	↑
Variance since December 2017	3783.3%	↑



ACTIVITY

Cumulative percentage of contracted UDA delivered 2018 & 2019



Adjusted Scheduled Activity (UDA)

Month	2018	2019
April	0	35
May	0	164
June	0	262
July	0	467
August	0	799
September	0	996
October	0	1,207
November	0	1,409
December	6	1,511
January	39	
February	260	
March	621	
April	734	
May	735	
June	759	

QUALITY

	Quantity	Base Number	Contract	AT	Region	England
% of FP17s for the same patient ID Re-attending within 3 months - Children	2	216	0.9%	10.2%	11.8%	11.8%
% of FP17s for the same patient ID Re-attending within 3 months - Adults	16	465	3.4%	15.7%	16.7%	15.6%
% of FP17s for the same patient ID Re-attending between 3 & 9 months - Children	15	216	6.9%	48.3%	48.6%	58.8%
% of FP17s for the same patient ID Re-attending between 3 & 9 months - Adults	20	465	4.3%	38.5%	39.1%	51.0%
% of FP17s for Band 1 Urgent Courses	30	611	4.9%	11.0%	10.6%	9.0%
% of FP17s Relating to Free Repair or Replacements	0	611	0.0%	0.5%	0.5%	0.8%
% of FP17s Relating to Continuations	3	611	0.5%	0.5%	0.7%	0.9%
% of Patients satisfied with the dentistry they have received	0	0	N/A	87.7%	90.2%	93.2%
% of Patients satisfied with the time they had to wait for an appointment	0	0	N/A	85.7%	85.0%	88.3%

* This is based on patients treated on this contract for their most recent course of treatment. Figures in italics indicate the base number of FP17s or Patient Questionnaire responses are less than 100. N/A is shown where the base number of responses is less than 10 during the period. % is calculated as Quantity/Base number*100

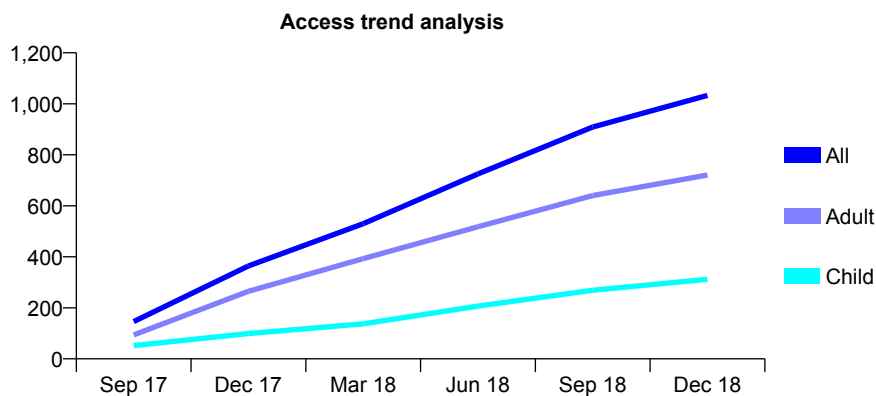
Q62 - Vital Signs At a Glance Contract Report for 100488/0000 - December 2018

Name or company name	Sharareh Naghibi and Barry Lanesman
Contract type name	GDS Contract
Purpose of contract	General
Contract start date	01/08/2017
Contract end date	

18/19 Contracted general activity (UDA)	6,000
Carry forward general activity (UDA)	0
18/19 Contracted orthodontic activity (UOA)	0
Carry forward orthodontic activity (UOA)	0
Baseline contract value	£157,875.64

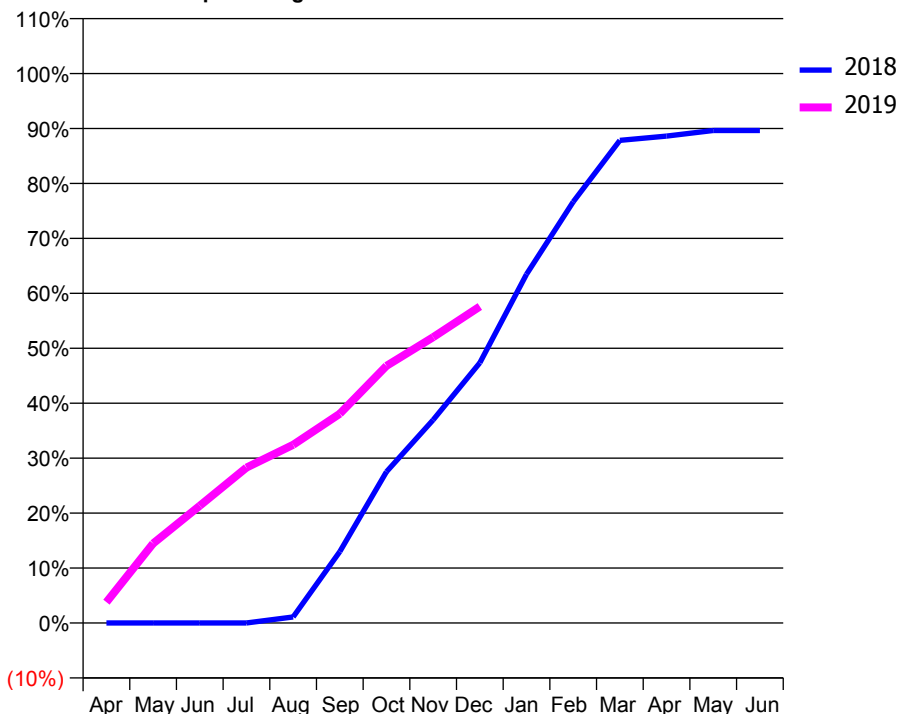
ACCESS*

Patients seen in 24 months	Total	Change since previous quarter
Quarter ending December 2017	364	
Quarter ending March 2018	530	↑
Quarter ending June 2018	725	↑
Quarter ending September 2018	909	↑
Quarter ending December 2018	1,033	↑
Variance since December 2017	183.8%	↑



ACTIVITY

Cumulative percentage of contracted UDA delivered 2018 & 2019



Month	Adjusted Scheduled Activity (UDA)	
	2018	2019
April	0	228
May	0	869
June	0	1,281
July	0	1,696
August	44	1,946
September	519	2,286
October	1,101	2,808
November	1,478	3,121
December	1,895	3,456
January	2,539	
February	3,066	
March	3,513	
April	3,544	
May	3,585	
June	3,585	

QUALITY

	Quantity	Base Number	Contract	AT	Region	England
% of FP17s for the same patient ID Re-attending within 3 months - Children	6	316	1.9%	10.2%	11.8%	11.8%
% of FP17s for the same patient ID Re-attending within 3 months - Adults	18	541	3.3%	15.7%	16.7%	15.6%
% of FP17s for the same patient ID Re-attending between 3 & 9 months - Children	91	316	28.8%	48.3%	48.6%	58.8%
% of FP17s for the same patient ID Re-attending between 3 & 9 months - Adults	95	541	17.6%	38.5%	39.1%	51.0%
% of FP17s for Band 1 Urgent Courses	12	830	1.4%	11.0%	10.6%	9.0%
% of FP17s Relating to Free Repair or Replacements	3	830	0.4%	0.5%	0.5%	0.8%
% of FP17s Relating to Continuations	0	830	0.0%	0.5%	0.7%	0.9%
% of Patients satisfied with the dentistry they have received	0	0	N/A	87.7%	90.2%	93.2%
% of Patients satisfied with the time they had to wait for an appointment	0	0	N/A	85.7%	85.0%	88.3%

* This is based on patients treated on this contract for their most recent course of treatment. Figures in italics indicate the base number of FP17s or Patient Questionnaire responses are less than 100. N/A is shown where the base number of responses is less than 10 during the period. % is calculated as Quantity/Base number*100

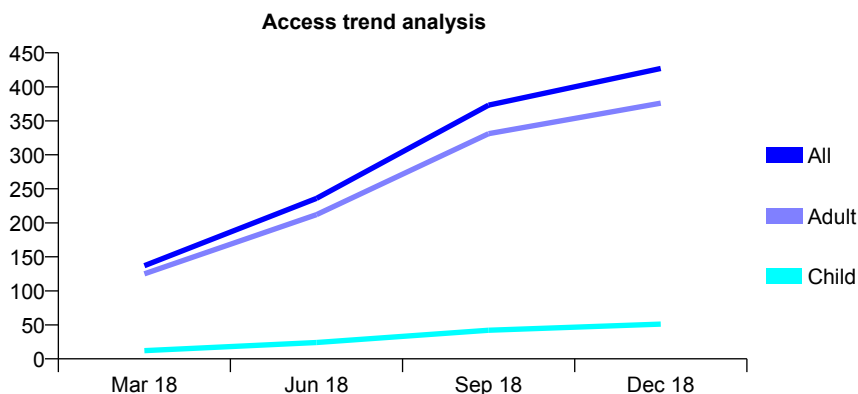
Q62 - Vital Signs At a Glance Contract Report for 100552/0000 - December 2018

Name or company name	MR HS MAUDUDI
Contract type name	PDS Contract
Purpose of contract	General
Contract start date	01/12/2017
Contract end date	31/03/2022

18/19 Contracted general activity (UDA)	1,332
Carry forward general activity (UDA)	0
18/19 Contracted orthodontic activity (UOA)	0
Carry forward orthodontic activity (UOA)	0
Baseline contract value	£97,675.03

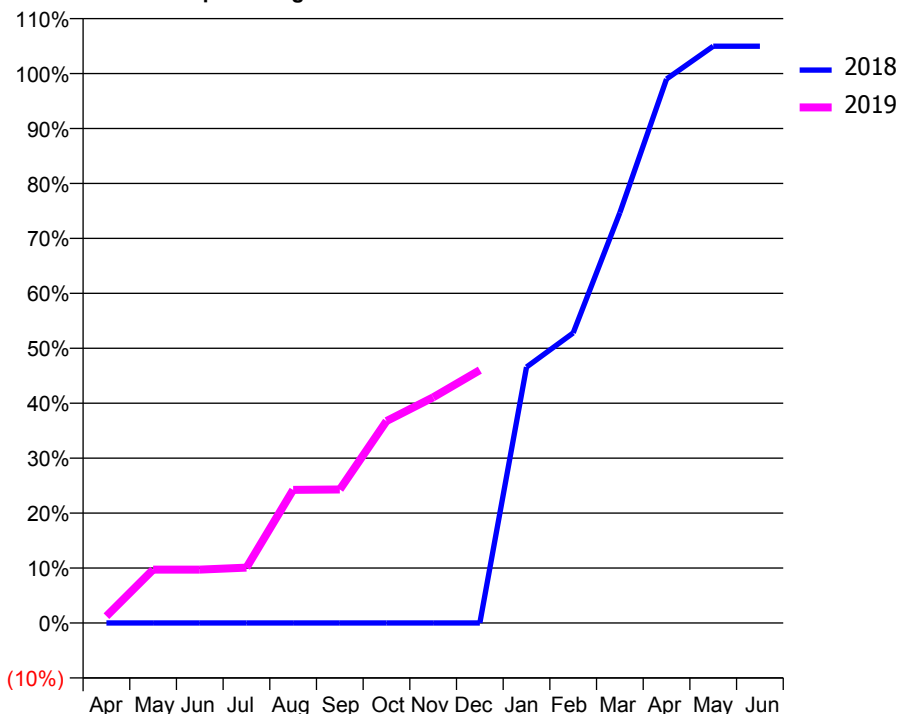
ACCESS*

Patients seen in 24 months	Total	Change since previous quarter
Quarter ending December 2017	0	
Quarter ending March 2018	137	
Quarter ending June 2018	236	↑
Quarter ending September 2018	373	↑
Quarter ending December 2018	427	↑
Variance since December 2017	N/A	



ACTIVITY

Cumulative percentage of contracted UDA delivered 2018 & 2019



Adjusted Scheduled Activity (UDA)		
Month	2018	2019
April	0	17
May	0	130
June	0	130
July	0	134
August	0	323
September	0	324
October	0	489
November	0	547
December	0	613
January	207	
February	234	
March	332	
April	440	
May	466	
June	466	

QUALITY

	Quantity	Base Number	Contract	AT	Region	England
% of FP17s for the same patient ID Re-attending within 3 months - Children	0	101	0.0%	10.2%	11.8%	11.8%
% of FP17s for the same patient ID Re-attending within 3 months - Adults	5	536	0.9%	15.7%	16.7%	15.6%
% of FP17s for the same patient ID Re-attending between 3 & 9 months - Children	0	101	0.0%	48.3%	48.6%	58.8%
% of FP17s for the same patient ID Re-attending between 3 & 9 months - Adults	3	536	0.6%	38.5%	39.1%	51.0%
% of FP17s for Band 1 Urgent Courses	515	523	98.5%	11.0%	10.6%	9.0%
% of FP17s Relating to Free Repair or Replacements	0	523	0.0%	0.5%	0.5%	0.8%
% of FP17s Relating to Continuations	0	523	0.0%	0.5%	0.7%	0.9%
% of Patients satisfied with the dentistry they have received	0	0	N/A	87.7%	90.2%	93.2%
% of Patients satisfied with the time they had to wait for an appointment	0	0	N/A	85.7%	85.0%	88.3%

* This is based on patients treated on this contract for their most recent course of treatment. Figures in italics indicate the base number of FP17s or Patient Questionnaire responses are less than 100. N/A is shown where the base number of responses is less than 10 during the period. % is calculated as Quantity/Base number*100

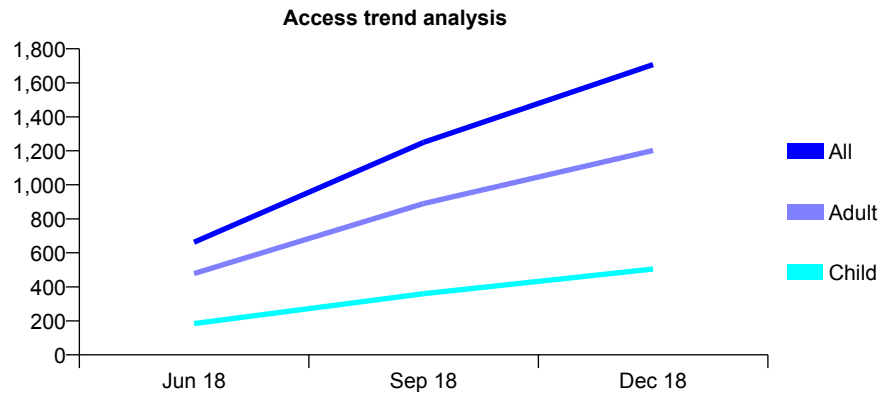
Q62 - Vital Signs At a Glance Contract Report for 100603/0000 - December 2018

Name or company name	MR HM PATEL
Contract type name	GDS Contract
Purpose of contract	General
Contract start date	01/04/2018
Contract end date	

18/19 Contracted general activity (UDA)	7,000
Carry forward general activity (UDA)	0
18/19 Contracted orthodontic activity (UOA)	0
Carry forward orthodontic activity (UOA)	0
Baseline contract value	£178,318.17

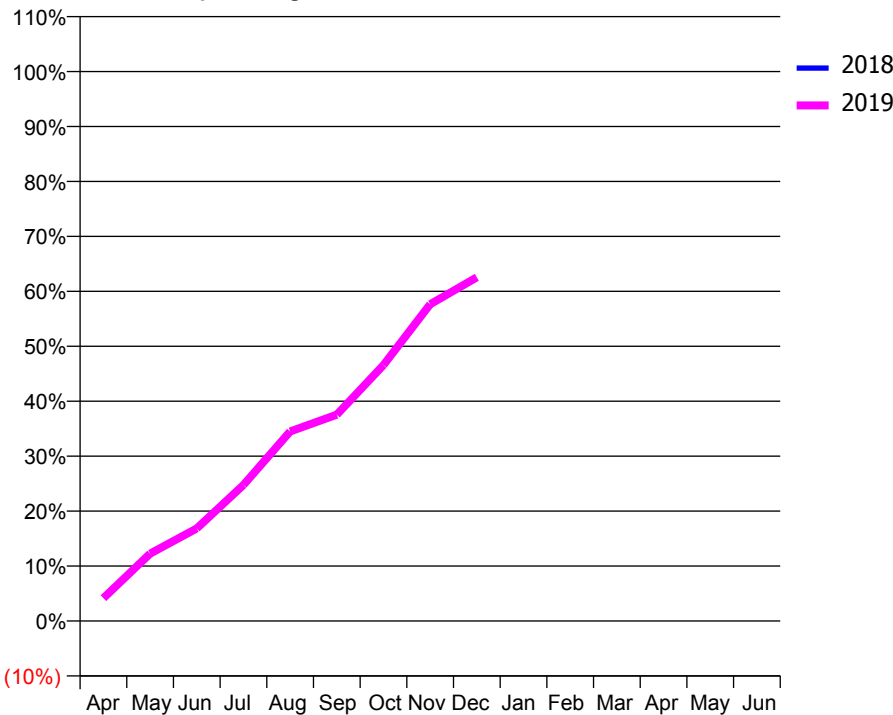
ACCESS*

Patients seen in 24 months	Total	Change since previous quarter
Quarter ending December 2017	0	
Quarter ending March 2018	0	
Quarter ending June 2018	662	↑
Quarter ending September 2018	1,250	↑
Quarter ending December 2018	1,707	↑
Variance since December 2017	N/A	



ACTIVITY

Cumulative percentage of contracted UDA delivered 2018 & 2019



Month	Adjusted Scheduled Activity (UDA)	
	2018	2019
April	0	292
May	0	858
June	0	1,180
July	0	1,734
August	0	2,415
September	0	2,629
October	0	3,260
November	0	4,035
December	0	4,378
January	0	
February	0	
March	0	
April	0	
May	0	
June	0	

QUALITY

	Quantity	Base Number	Contract	AT	Region	England
% of FP17s for the same patient ID Re-attending within 3 months - Children	29	642	4.5%	10.2%	11.8%	11.8%
% of FP17s for the same patient ID Re-attending within 3 months - Adults	145	1,618	9.0%	15.7%	16.7%	15.6%
% of FP17s for the same patient ID Re-attending between 3 & 9 months - Children	92	642	14.3%	48.3%	48.6%	58.8%
% of FP17s for the same patient ID Re-attending between 3 & 9 months - Adults	175	1,618	10.8%	38.5%	39.1%	51.0%
% of FP17s for Band 1 Urgent Courses	321	2,260	14.2%	11.0%	10.6%	9.0%
% of FP17s Relating to Free Repair or Replacements	19	2,260	0.8%	0.5%	0.5%	0.8%
% of FP17s Relating to Continuations	8	2,260	0.4%	0.5%	0.7%	0.9%
% of Patients satisfied with the dentistry they have received	0	0	N/A	87.7%	90.2%	93.2%
% of Patients satisfied with the time they had to wait for an appointment	0	0	N/A	85.7%	85.0%	88.3%

* This is based on patients treated on this contract for their most recent course of treatment. Figures in italics indicate the base number of FP17s or Patient Questionnaire responses are less than 100. N/A is shown where the base number of responses is less than 10 during the period. % is calculated as Quantity/Base number*100

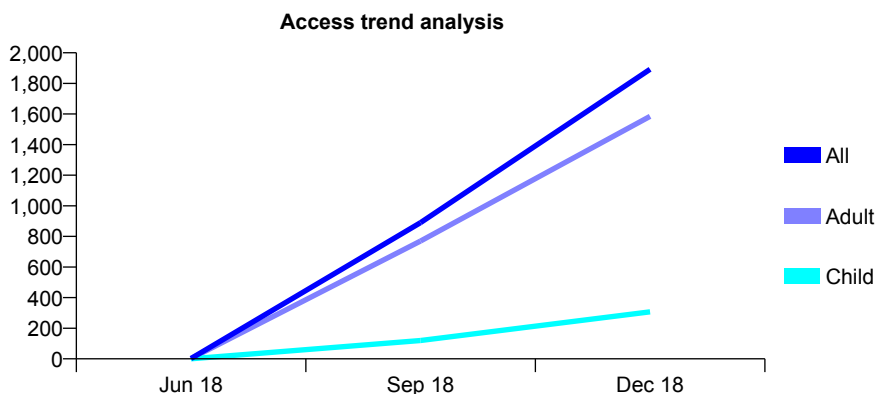
Q62 - Vital Signs At a Glance Contract Report for 100617/0000 - December 2018

Name or company name	S & Y Golar
Contract type name	GDS Contract
Purpose of contract	General
Contract start date	01/04/2018
Contract end date	

18/19 Contracted general activity (UDA)	12,000
Carry forward general activity (UDA)	0
18/19 Contracted orthodontic activity (UOA)	0
Carry forward orthodontic activity (UOA)	0
Baseline contract value	£328,773.64

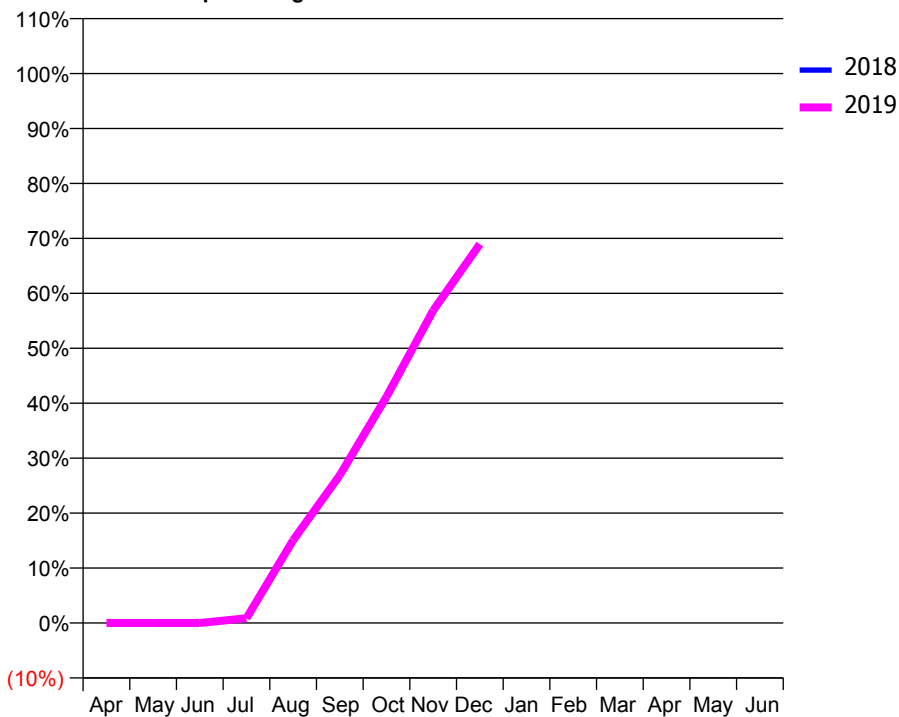
ACCESS*

Patients seen in 24 months	Total	Change since previous quarter
Quarter ending December 2017	0	
Quarter ending March 2018	0	
Quarter ending June 2018	2	↑
Quarter ending September 2018	890	↑
Quarter ending December 2018	1,892	↑
Variance since December 2017	N/A	



ACTIVITY

Cumulative percentage of contracted UDA delivered 2018 & 2019



Month	Adjusted Scheduled Activity (UDA)	
	2018	2019
April	0	0
May	0	0
June	0	0
July	0	103
August	0	1,810
September	0	3,227
October	0	4,941
November	0	6,825
December	0	8,273
January	0	
February	0	
March	0	
April	0	
May	0	
June	0	

QUALITY

	Quantity	Base Number	Contract	AT	Region	England
% of FP17s for the same patient ID Re-attending within 3 months - Children	17	324	5.2%	10.2%	11.8%	11.8%
% of FP17s for the same patient ID Re-attending within 3 months - Adults	245	2,023	12.1%	15.7%	16.7%	15.6%
% of FP17s for the same patient ID Re-attending between 3 & 9 months - Children	4	324	1.2%	48.3%	48.6%	58.8%
% of FP17s for the same patient ID Re-attending between 3 & 9 months - Adults	43	2,023	2.1%	38.5%	39.1%	51.0%
% of FP17s for Band 1 Urgent Courses	469	2,347	20.0%	11.0%	10.6%	9.0%
% of FP17s Relating to Free Repair or Replacements	7	2,347	0.3%	0.5%	0.5%	0.8%
% of FP17s Relating to Continuations	15	2,347	0.6%	0.5%	0.7%	0.9%
% of Patients satisfied with the dentistry they have received	0	0	N/A	87.7%	90.2%	93.2%
% of Patients satisfied with the time they had to wait for an appointment	0	0	N/A	85.7%	85.0%	88.3%

* This is based on patients treated on this contract for their most recent course of treatment. Figures in italics indicate the base number of FP17s or Patient Questionnaire responses are less than 100. N/A is shown where the base number of responses is less than 10 during the period. % is calculated as Quantity/Base number*100

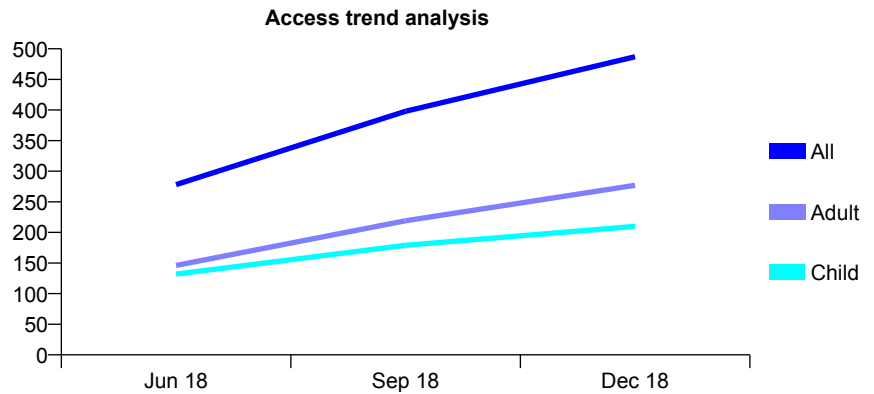
Q62 - Vital Signs At a Glance Contract Report for 100634/0000 - December 2018

Name or company name	MR PU SHAH
Contract type name	GDS Contract
Purpose of contract	General
Contract start date	01/04/2018
Contract end date	

18/19 Contracted general activity (UDA)	3,000
Carry forward general activity (UDA)	0
18/19 Contracted orthodontic activity (UOA)	0
Carry forward orthodontic activity (UOA)	0
Baseline contract value	£75,617.94

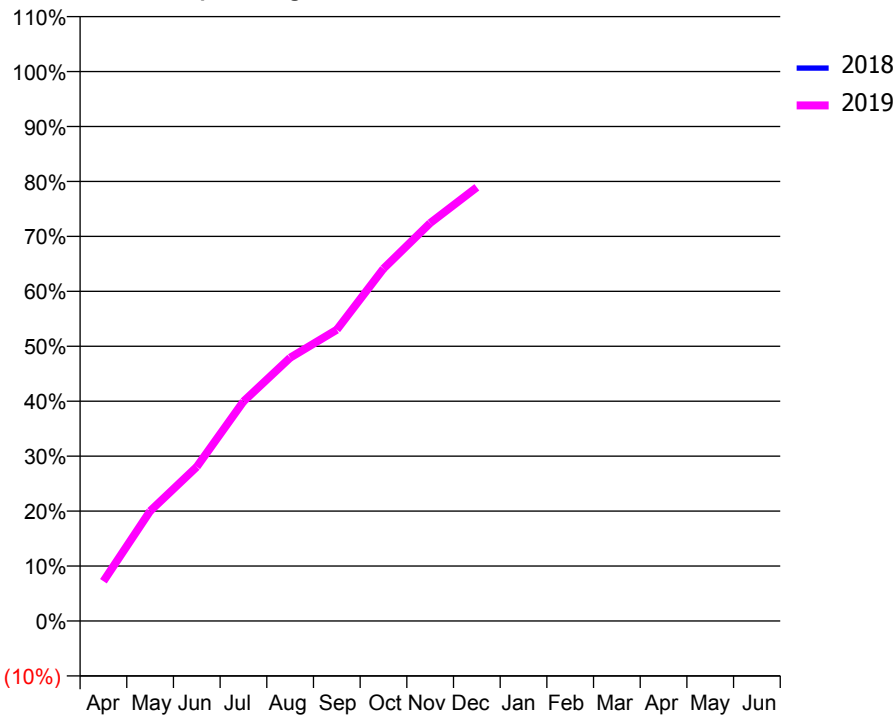
ACCESS*

Patients seen in 24 months	Total	Change since previous quarter
Quarter ending December 2017	0	
Quarter ending March 2018	0	
Quarter ending June 2018	278	↑
Quarter ending September 2018	398	↑
Quarter ending December 2018	487	↑
Variance since December 2017	N/A	



ACTIVITY

Cumulative percentage of contracted UDA delivered 2018 & 2019



Month	Adjusted Scheduled Activity (UDA)	
	2018	2019
April	0	217
May	0	600
June	0	842
July	0	1,199
August	0	1,438
September	0	1,590
October	0	1,924
November	0	2,173
December	0	2,368
January	0	
February	0	
March	0	
April	0	
May	0	
June	0	

QUALITY

	Quantity	Base Number	Contract	AT	Region	England
% of FP17s for the same patient ID Re-attending within 3 months - Children	3	295	1.0%	10.2%	11.8%	11.8%
% of FP17s for the same patient ID Re-attending within 3 months - Adults	16	443	3.6%	15.7%	16.7%	15.6%
% of FP17s for the same patient ID Re-attending between 3 & 9 months - Children	7	295	2.4%	48.3%	48.6%	58.8%
% of FP17s for the same patient ID Re-attending between 3 & 9 months - Adults	3	443	0.7%	38.5%	39.1%	51.0%
% of FP17s for Band 1 Urgent Courses	139	738	18.8%	11.0%	10.6%	9.0%
% of FP17s Relating to Free Repair or Replacements	0	738	0.0%	0.5%	0.5%	0.8%
% of FP17s Relating to Continuations	1	738	0.1%	0.5%	0.7%	0.9%
% of Patients satisfied with the dentistry they have received	0	1	N/A	87.7%	90.2%	93.2%
% of Patients satisfied with the time they had to wait for an appointment	1	1	N/A	85.7%	85.0%	88.3%

* This is based on patients treated on this contract for their most recent course of treatment. Figures in italics indicate the base number of FP17s or Patient Questionnaire responses are less than 100. N/A is shown where the base number of responses is less than 10 during the period. % is calculated as Quantity/Base number*100

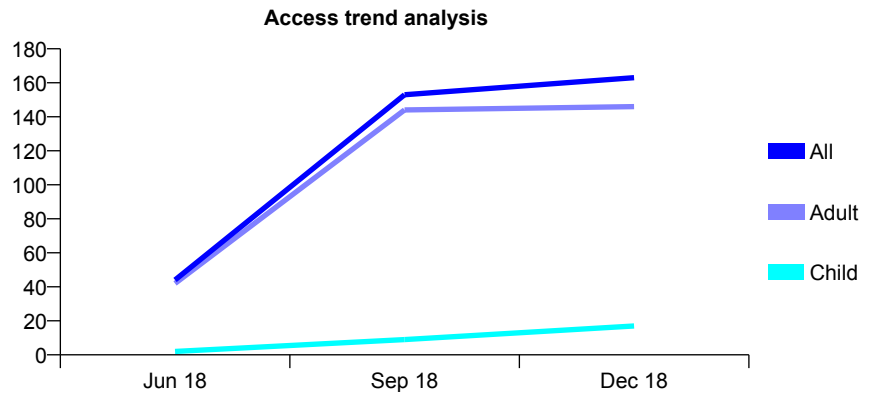
Q62 - Vital Signs At a Glance Contract Report for 100651/0000 - December 2018

Name or company name	Mrs R Szasz & Miss E Szasz
Contract type name	GDS Contract
Purpose of contract	General
Contract start date	01/04/2018
Contract end date	

18/19 Contracted general activity (UDA)	7,500
Carry forward general activity (UDA)	0
18/19 Contracted orthodontic activity (UOA)	0
Carry forward orthodontic activity (UOA)	0
Baseline contract value	£162,600.15

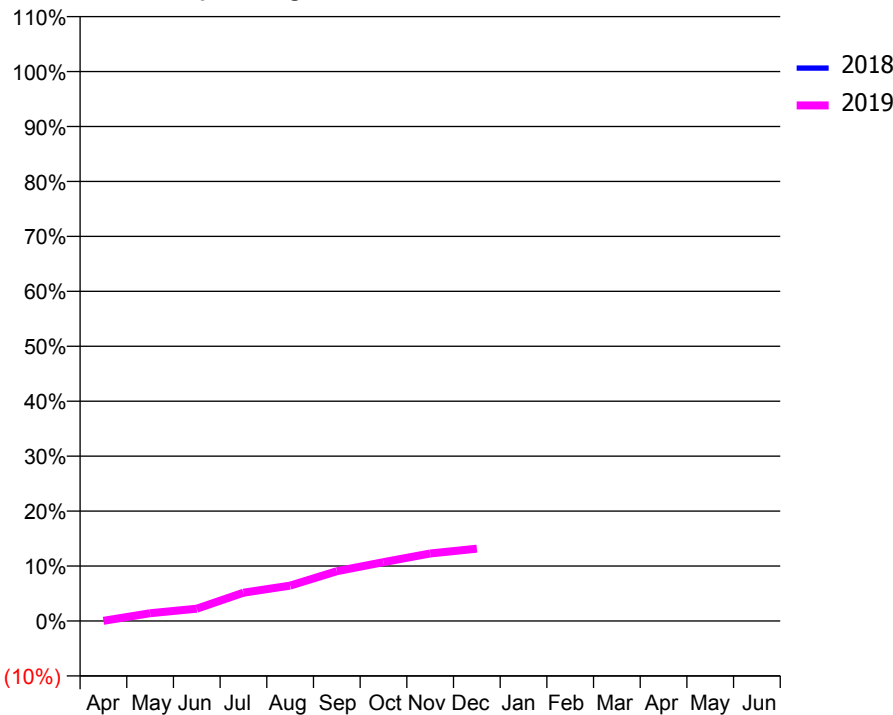
ACCESS*

Patients seen in 24 months	Total	Change since previous quarter
Quarter ending December 2017	0	
Quarter ending March 2018	0	
Quarter ending June 2018	44	↑
Quarter ending September 2018	153	↑
Quarter ending December 2018	163	↑
Variance since December 2017	N/A	



ACTIVITY

Cumulative percentage of contracted UDA delivered 2018 & 2019



Month	Adjusted Scheduled Activity (UDA)	
	2018	2019
April	0	3
May	0	106
June	0	168
July	0	387
August	0	482
September	0	680
October	0	803
November	0	921
December	0	987
January	0	
February	0	
March	0	
April	0	
May	0	
June	0	

QUALITY

	Quantity	Base Number	Contract	AT	Region	England
% of FP17s for the same patient ID Re-attending within 3 months - Children	0	20	0.0%	10.2%	11.8%	11.8%
% of FP17s for the same patient ID Re-attending within 3 months - Adults	11	291	3.8%	15.7%	16.7%	15.6%
% of FP17s for the same patient ID Re-attending between 3 & 9 months - Children	0	20	0.0%	48.3%	48.6%	58.8%
% of FP17s for the same patient ID Re-attending between 3 & 9 months - Adults	1	291	0.3%	38.5%	39.1%	51.0%
% of FP17s for Band 1 Urgent Courses	102	311	32.8%	11.0%	10.6%	9.0%
% of FP17s Relating to Free Repair or Replacements	1	311	0.3%	0.5%	0.5%	0.8%
% of FP17s Relating to Continuations	6	311	1.9%	0.5%	0.7%	0.9%
% of Patients satisfied with the dentistry they have received	0	0	N/A	87.7%	90.2%	93.2%
% of Patients satisfied with the time they had to wait for an appointment	0	0	N/A	85.7%	85.0%	88.3%

* This is based on patients treated on this contract for their most recent course of treatment. Figures in italics indicate the base number of FP17s or Patient Questionnaire responses are less than 100. N/A is shown where the base number of responses is less than 10 during the period. % is calculated as Quantity/Base number*100

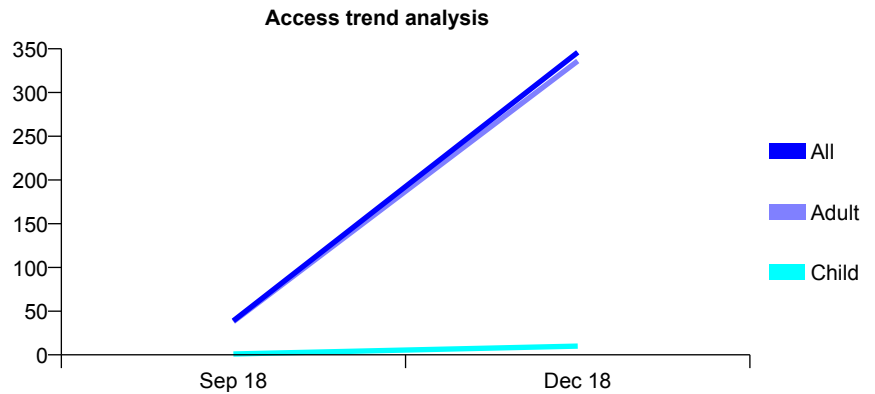
Q62 - Vital Signs At a Glance Contract Report for 100680/0000 - December 2018

Name or company name	Visiting Specialist Services Limited
Contract type name	PDS Contract
Purpose of contract	General
Contract start date	01/07/2018
Contract end date	30/06/2021

18/19 Contracted general activity (UDA)	4,095
Carry forward general activity (UDA)	0
18/19 Contracted orthodontic activity (UOA)	0
Carry forward orthodontic activity (UOA)	0
Baseline contract value	£217,905.32

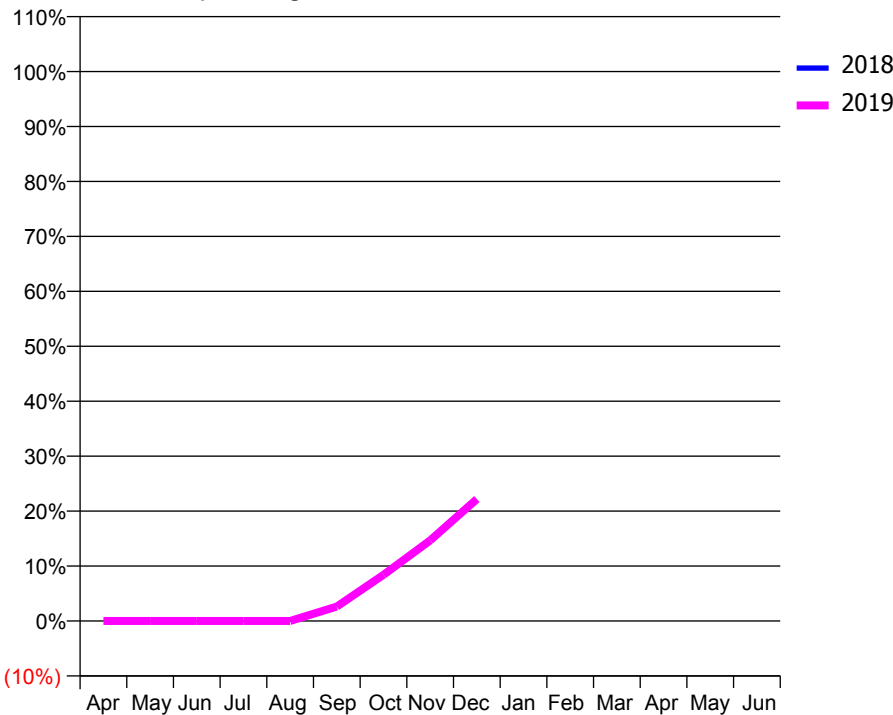
ACCESS*

Patients seen in 24 months	Total	Change since previous quarter
Quarter ending December 2017	0	
Quarter ending March 2018	0	
Quarter ending June 2018	0	
Quarter ending September 2018	39	↑
Quarter ending December 2018	346	↑
Variance since December 2017	N/A	



ACTIVITY

Cumulative percentage of contracted UDA delivered 2018 & 2019



QUALITY

	Quantity	Base Number	Contract	AT	Region	England
% of FP17s for the same patient ID Re-attending within 3 months - Children	0	10	0.0%	10.2%	11.8%	11.8%
% of FP17s for the same patient ID Re-attending within 3 months - Adults	1	333	0.3%	15.7%	16.7%	15.6%
% of FP17s for the same patient ID Re-attending between 3 & 9 months - Children	0	10	0.0%	48.3%	48.6%	58.8%
% of FP17s for the same patient ID Re-attending between 3 & 9 months - Adults	0	333	0.0%	38.5%	39.1%	51.0%
% of FP17s for Band 1 Urgent Courses	0	343	0.0%	11.0%	10.6%	9.0%
% of FP17s Relating to Free Repair or Replacements	0	343	0.0%	0.5%	0.5%	0.8%
% of FP17s Relating to Continuations	0	343	0.0%	0.5%	0.7%	0.9%
% of Patients satisfied with the dentistry they have received	0	0	N/A	87.7%	90.2%	93.2%
% of Patients satisfied with the time they had to wait for an appointment	0	0	N/A	85.7%	85.0%	88.3%

* This is based on patients treated on this contract for their most recent course of treatment. Figures in italics indicate the base number of FP17s or Patient Questionnaire responses are less than 100. N/A is shown where the base number of responses is less than 10 during the period. % is calculated as Quantity/Base number*100

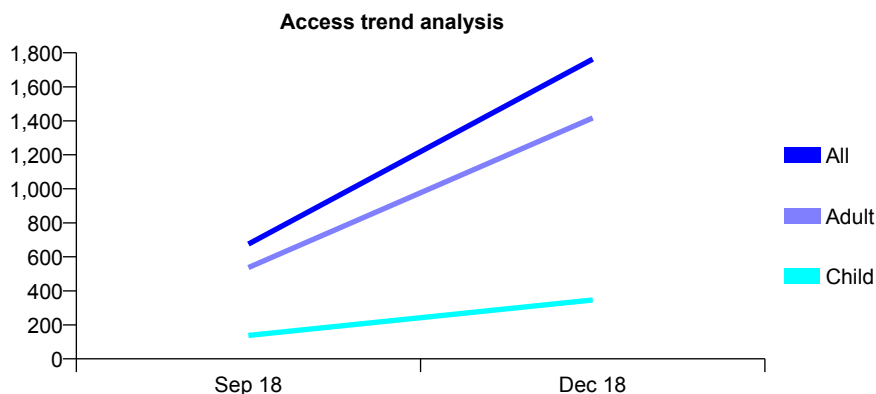
Q62 - Vital Signs At a Glance Contract Report for 100847/0000 - December 2018

Name or company name	Earls Court Dental Ltd
Contract type name	GDS Contract
Purpose of contract	General
Contract start date	01/08/2018
Contract end date	

18/19 Contracted general activity (UDA)	9,221
Carry forward general activity (UDA)	0
18/19 Contracted orthodontic activity (UOA)	0
Carry forward orthodontic activity (UOA)	0
Baseline contract value	£252,975.05

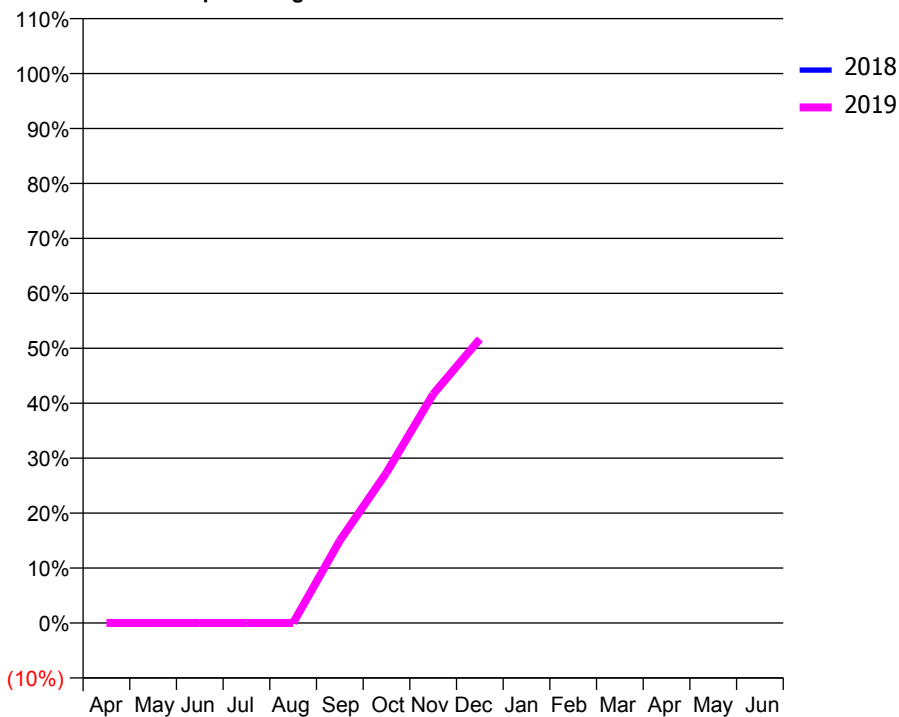
ACCESS*

Patients seen in 24 months	Total	Change since previous quarter
Quarter ending December 2017	0	
Quarter ending March 2018	0	
Quarter ending June 2018	0	
Quarter ending September 2018	675	↑
Quarter ending December 2018	1,763	↑
Variance since December 2017	N/A	



ACTIVITY

Cumulative percentage of contracted UDA delivered 2018 & 2019



Month	Adjusted Scheduled Activity (UDA)	
	2018	2019
April	0	0
May	0	0
June	0	0
July	0	0
August	0	1
September	0	1,385
October	0	2,524
November	0	3,840
December	0	4,765
January	0	
February	0	
March	0	
April	0	
May	0	
June	0	

QUALITY

	Quantity	Base Number	Contract	AT	Region	England
% of FP17s for the same patient ID Re-attending within 3 months - Children	20	357	5.6%	10.2%	11.8%	11.8%
% of FP17s for the same patient ID Re-attending within 3 months - Adults	144	1,594	9.0%	15.7%	16.7%	15.6%
% of FP17s for the same patient ID Re-attending between 3 & 9 months - Children	2	357	0.6%	48.3%	48.6%	58.8%
% of FP17s for the same patient ID Re-attending between 3 & 9 months - Adults	13	1,594	0.8%	38.5%	39.1%	51.0%
% of FP17s for Band 1 Urgent Courses	345	1,951	17.7%	11.0%	10.6%	9.0%
% of FP17s Relating to Free Repair or Replacements	7	1,951	0.4%	0.5%	0.5%	0.8%
% of FP17s Relating to Continuations	9	1,951	0.5%	0.5%	0.7%	0.9%
% of Patients satisfied with the dentistry they have received	0	0	N/A	87.7%	90.2%	93.2%
% of Patients satisfied with the time they had to wait for an appointment	0	0	N/A	85.7%	85.0%	88.3%

* This is based on patients treated on this contract for their most recent course of treatment. Figures in italics indicate the base number of FP17s or Patient Questionnaire responses are less than 100. N/A is shown where the base number of responses is less than 10 during the period. % is calculated as Quantity/Base number*100

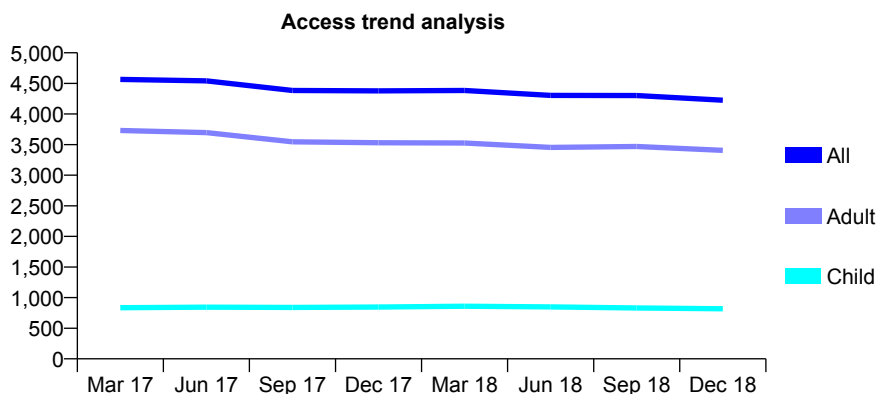
Q62 - Vital Signs At a Glance Contract Report for 101362/0034 - December 2018

Name or company name	Rodericks Dental Limited
Contract type name	GDS Contract
Purpose of contract	General
Contract start date	01/09/2010
Contract end date	14/12/2018

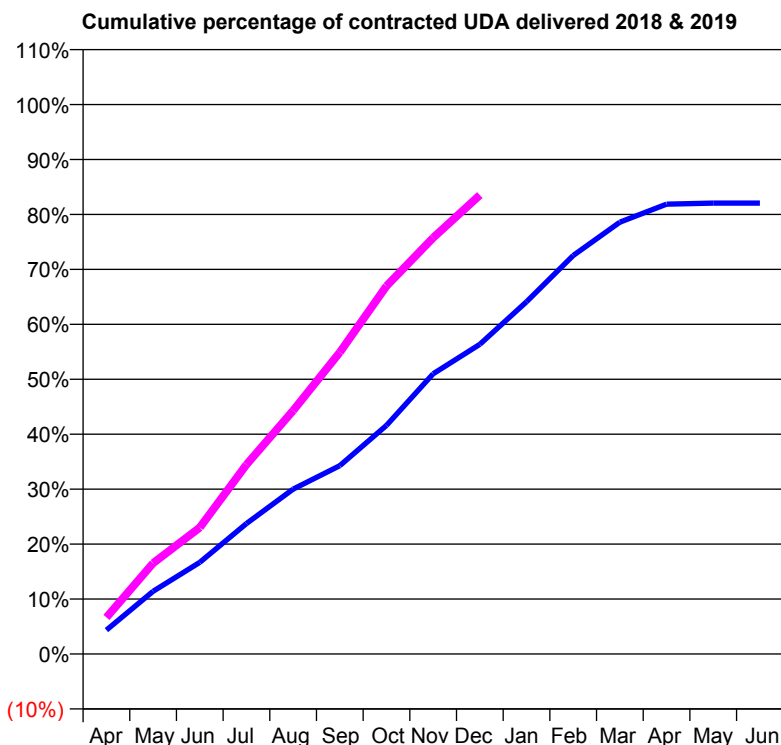
18/19 Contracted general activity (UDA)	10,422
Carry forward general activity (UDA)	0
18/19 Contracted orthodontic activity (UOA)	0
Carry forward orthodontic activity (UOA)	0
Baseline contract value	£296,781.75

ACCESS*

Patients seen in 24 months	Total	Change since previous quarter
Quarter ending December 2017	4,377	
Quarter ending March 2018	4,385	→
Quarter ending June 2018	4,303	↓
Quarter ending September 2018	4,302	→
Quarter ending December 2018	4,225	↓
Variance since December 2017	(3.5%)	↓



ACTIVITY



Month	Adjusted Scheduled Activity (UDA)	
	2018	2019
April	645	694
May	1,691	1,724
June	2,468	2,400
July	3,514	3,593
August	4,442	4,617
September	5,071	5,722
October	6,156	6,979
November	7,547	7,893
December	8,338	8,704
January	9,486	
February	10,731	
March	11,628	
April	12,113	
May	12,141	
June	12,141	

QUALITY

	Quantity	Base Number	Contract	AT	Region	England
% of FP17s for the same patient ID Re-attending within 3 months - Children	65	820	7.9%	10.2%	11.8%	11.8%
% of FP17s for the same patient ID Re-attending within 3 months - Adults	348	2,966	11.7%	15.7%	16.7%	15.6%
% of FP17s for the same patient ID Re-attending between 3 & 9 months - Children	458	820	55.9%	48.3%	48.6%	58.8%
% of FP17s for the same patient ID Re-attending between 3 & 9 months - Adults	1,294	2,966	43.6%	38.5%	39.1%	51.0%
% of FP17s for Band 1 Urgent Courses	332	3,571	9.3%	11.0%	10.6%	9.0%
% of FP17s Relating to Free Repair or Replacements	30	3,571	0.8%	0.5%	0.5%	0.8%
% of FP17s Relating to Continuations	14	3,571	0.4%	0.5%	0.7%	0.9%
% of Patients satisfied with the dentistry they have received	0	0	N/A	87.7%	90.2%	93.2%
% of Patients satisfied with the time they had to wait for an appointment	0	0	N/A	85.7%	85.0%	88.3%

* This is based on patients treated on this contract for their most recent course of treatment. Figures in italics indicate the base number of FP17s or Patient Questionnaire responses are less than 100. N/A is shown where the base number of responses is less than 10 during the period. % is calculated as Quantity/Base number*100

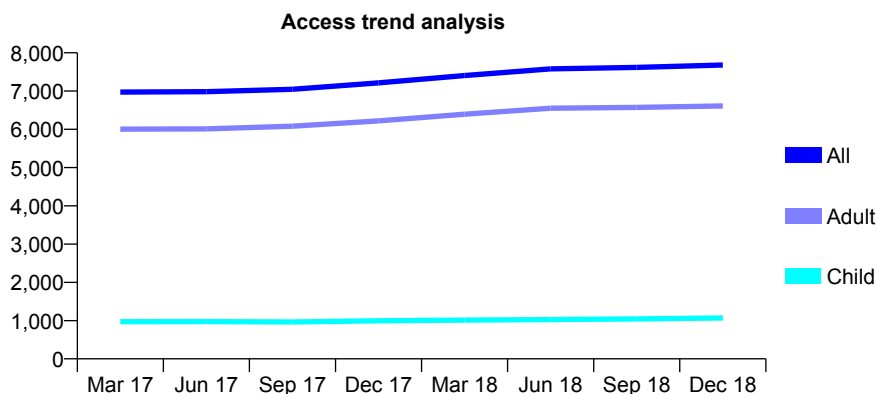
Q62 - Vital Signs At a Glance Contract Report for 101362/0058 - December 2018

Name or company name	Rodericks Dental Limited
Contract type name	GDS Contract
Purpose of contract	General
Contract start date	01/04/2014
Contract end date	

18/19 Contracted general activity (UDA)	22,598
Carry forward general activity (UDA)	0
18/19 Contracted orthodontic activity (UOA)	0
Carry forward orthodontic activity (UOA)	0
Baseline contract value	£573,257.48

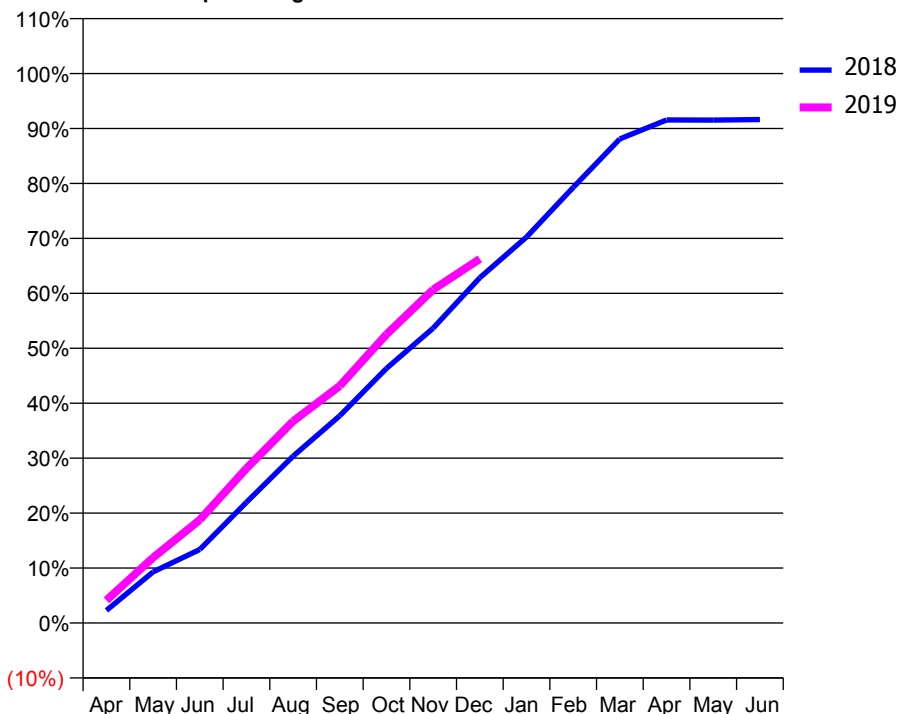
ACCESS*

Patients seen in 24 months	Total	Change since previous quarter
Quarter ending December 2017	7,214	
Quarter ending March 2018	7,406	↑
Quarter ending June 2018	7,579	↑
Quarter ending September 2018	7,618	→
Quarter ending December 2018	7,681	→
Variance since December 2017	6.5%	↑



ACTIVITY

Cumulative percentage of contracted UDA delivered 2018 & 2019



Adjusted Scheduled Activity (UDA)

Month	2018	2019
April	519	936
May	2,104	2,688
June	3,024	4,244
July	4,963	6,360
August	6,862	8,300
September	8,523	9,753
October	10,474	11,869
November	12,128	13,713
December	14,201	14,974
January	15,872	
February	17,914	
March	19,911	
April	20,689	
May	20,680	
June	20,703	

QUALITY

	Quantity	Base Number	Contract	AT	Region	England
% of FP17s for the same patient ID Re-attending within 3 months - Children	145	1,080	13.4%	10.2%	11.8%	11.8%
% of FP17s for the same patient ID Re-attending within 3 months - Adults	821	5,298	15.5%	15.7%	16.7%	15.6%
% of FP17s for the same patient ID Re-attending between 3 & 9 months - Children	516	1,080	47.8%	48.3%	48.6%	58.8%
% of FP17s for the same patient ID Re-attending between 3 & 9 months - Adults	1,800	5,298	34.0%	38.5%	39.1%	51.0%
% of FP17s for Band 1 Urgent Courses	763	6,066	12.6%	11.0%	10.6%	9.0%
% of FP17s Relating to Free Repair or Replacements	76	6,066	1.3%	0.5%	0.5%	0.8%
% of FP17s Relating to Continuations	20	6,066	0.3%	0.5%	0.7%	0.9%
% of Patients satisfied with the dentistry they have received	2	3	N/A	87.7%	90.2%	93.2%
% of Patients satisfied with the time they had to wait for an appointment	3	3	N/A	85.7%	85.0%	88.3%

* This is based on patients treated on this contract for their most recent course of treatment. Figures in italics indicate the base number of FP17s or Patient Questionnaire responses are less than 100. N/A is shown where the base number of responses is less than 10 during the period. % is calculated as Quantity/Base number*100

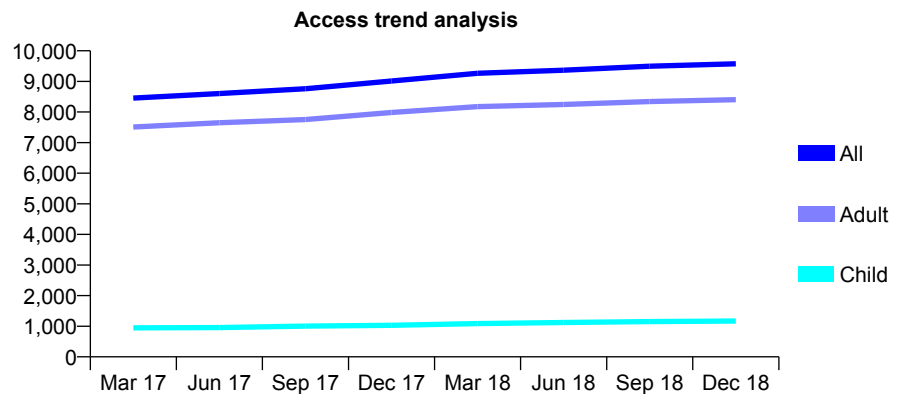
Q62 - Vital Signs At a Glance Contract Report for 101362/0059 - December 2018

Name or company name	Rodericks Dental Limited
Contract type name	GDS Contract
Purpose of contract	General
Contract start date	01/04/2014
Contract end date	

18/19 Contracted general activity (UDA)	22,570
Carry forward general activity (UDA)	0
18/19 Contracted orthodontic activity (UOA)	0
Carry forward orthodontic activity (UOA)	0
Baseline contract value	£547,653.84

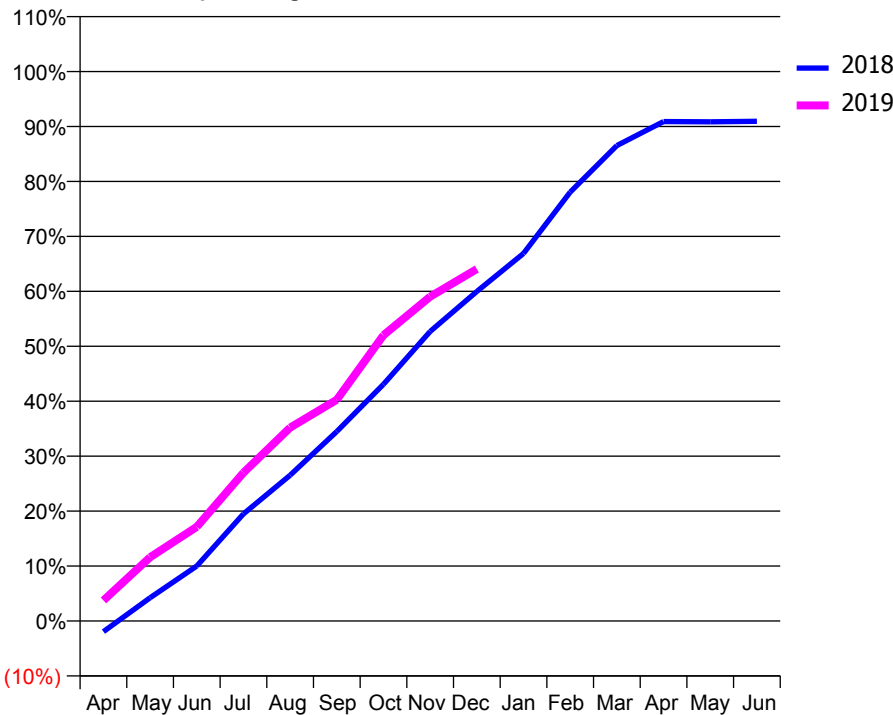
ACCESS*

Patients seen in 24 months	Total	Change since previous quarter
Quarter ending December 2017	9,015	
Quarter ending March 2018	9,264	↑
Quarter ending June 2018	9,366	→
Quarter ending September 2018	9,495	→
Quarter ending December 2018	9,576	→
Variance since December 2017	6.2%	↑



ACTIVITY

Cumulative percentage of contracted UDA delivered 2018 & 2019



Month	Adjusted Scheduled Activity (UDA)	
	2018	2019
April	-442	849
May	957	2,620
June	2,260	3,867
July	4,402	6,093
August	5,991	7,944
September	7,787	9,091
October	9,727	11,738
November	11,893	13,324
December	13,535	14,457
January	15,098	
February	17,617	
March	19,527	
April	20,514	
May	20,502	
June	20,523	

QUALITY

	Quantity	Base Number	Contract	AT	Region	England
% of FP17s for the same patient ID Re-attending within 3 months - Children	130	1,184	11.0%	10.2%	11.8%	11.8%
% of FP17s for the same patient ID Re-attending within 3 months - Adults	713	6,519	10.9%	15.7%	16.7%	15.6%
% of FP17s for the same patient ID Re-attending between 3 & 9 months - Children	613	1,184	51.8%	48.3%	48.6%	58.8%
% of FP17s for the same patient ID Re-attending between 3 & 9 months - Adults	2,573	6,519	39.5%	38.5%	39.1%	51.0%
% of FP17s for Band 1 Urgent Courses	659	6,889	9.6%	11.0%	10.6%	9.0%
% of FP17s Relating to Free Repair or Replacements	57	6,889	0.8%	0.5%	0.5%	0.8%
% of FP17s Relating to Continuations	39	6,889	0.6%	0.5%	0.7%	0.9%
% of Patients satisfied with the dentistry they have received	3	3	N/A	87.7%	90.2%	93.2%
% of Patients satisfied with the time they had to wait for an appointment	3	3	N/A	85.7%	85.0%	88.3%

* This is based on patients treated on this contract for their most recent course of treatment. Figures in italics indicate the base number of FP17s or Patient Questionnaire responses are less than 100. N/A is shown where the base number of responses is less than 10 during the period. % is calculated as Quantity/Base number*100

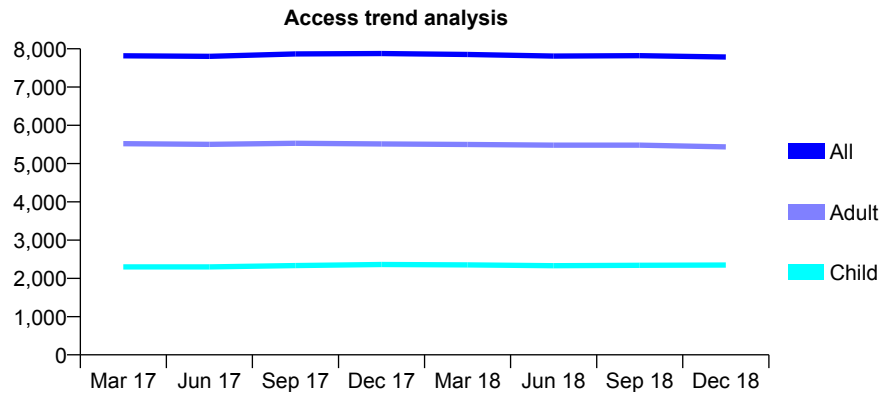
Q62 - Vital Signs At a Glance Contract Report for 101370/0045 - December 2018

Name or company name	Petrie Tucker & Partners Ltd
Contract type name	GDS Contract
Purpose of contract	General and Orthodontic
Contract start date	01/04/2006
Contract end date	

18/19 Contracted general activity (UDA)	19,022
Carry forward general activity (UDA)	0
18/19 Contracted orthodontic activity (UOA)	1,598
Carry forward orthodontic activity (UOA)	0
Baseline contract value	£690,696.52

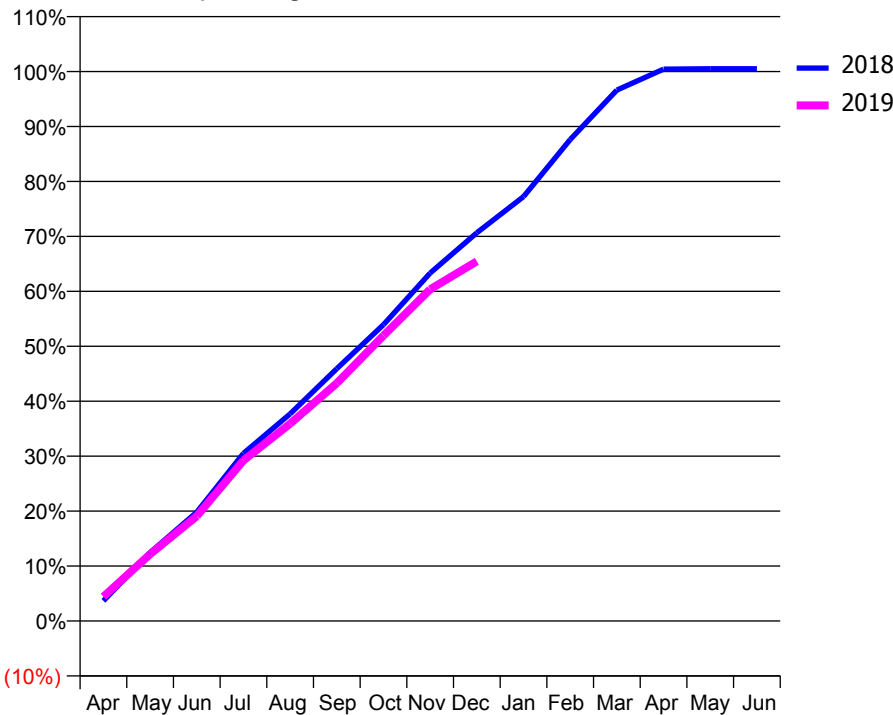
ACCESS*

Patients seen in 24 months	Total	Change since previous quarter
Quarter ending December 2017	7,875	
Quarter ending March 2018	7,851	→
Quarter ending June 2018	7,811	→
Quarter ending September 2018	7,821	→
Quarter ending December 2018	7,784	→
Variance since December 2017	(1.2%)	↓



ACTIVITY

Cumulative percentage of contracted UDA delivered 2018 & 2019



Month	Adjusted Scheduled Activity (UDA)	
	2018	2019
April	699	841
May	2,370	2,315
June	3,770	3,632
July	5,807	5,559
August	7,173	6,828
September	8,734	8,233
October	10,257	9,879
November	12,043	11,481
December	13,442	12,450
January	14,693	
February	16,667	
March	18,380	
April	19,104	
May	19,117	
June	19,118	

QUALITY

	Quantity	Base Number	Contract	AT	Region	England
% of FP17s for the same patient ID Re-attending within 3 months - Children	118	2,021	5.8%	10.2%	11.8%	11.8%
% of FP17s for the same patient ID Re-attending within 3 months - Adults	276	3,791	7.3%	15.7%	16.7%	15.6%
% of FP17s for the same patient ID Re-attending between 3 & 9 months - Children	848	2,021	42.0%	48.3%	48.6%	58.8%
% of FP17s for the same patient ID Re-attending between 3 & 9 months - Adults	1,430	3,791	37.7%	38.5%	39.1%	51.0%
% of FP17s for Band 1 Urgent Courses	241	5,444	4.4%	11.0%	10.6%	9.0%
% of FP17s Relating to Free Repair or Replacements	7	5,444	0.1%	0.5%	0.5%	0.8%
% of FP17s Relating to Continuations	43	5,444	0.8%	0.5%	0.7%	0.9%
% of Patients satisfied with the dentistry they have received	1	1	N/A	87.7%	90.2%	93.2%
% of Patients satisfied with the time they had to wait for an appointment	0	1	N/A	85.7%	85.0%	88.3%

* This is based on patients treated on this contract for their most recent course of treatment. Figures in italics indicate the base number of FP17s or Patient Questionnaire responses are less than 100. N/A is shown where the base number of responses is less than 10 during the period. % is calculated as Quantity/Base number*100

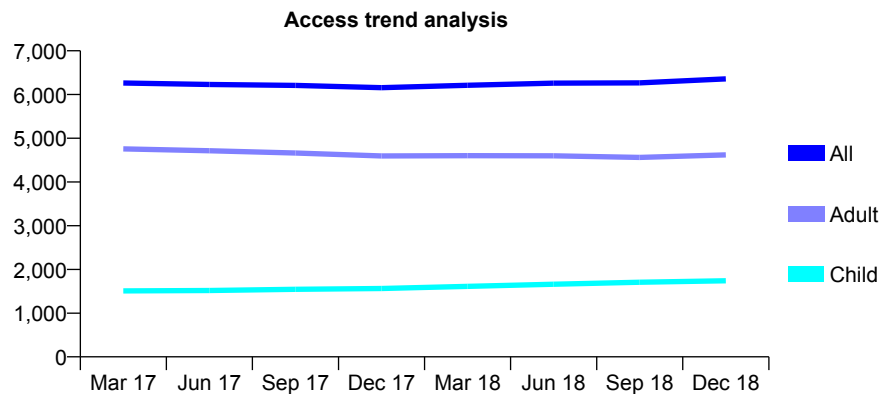
Q62 - Vital Signs At a Glance Contract Report for 101370/0099 - December 2018

Name or company name	Petrie Tucker & Partners Ltd
Contract type name	GDS Contract
Purpose of contract	General
Contract start date	01/04/2007
Contract end date	

18/19 Contracted general activity (UDA)	14,313
Carry forward general activity (UDA)	-201
18/19 Contracted orthodontic activity (UOA)	0
Carry forward orthodontic activity (UOA)	0
Baseline contract value	£409,554.08

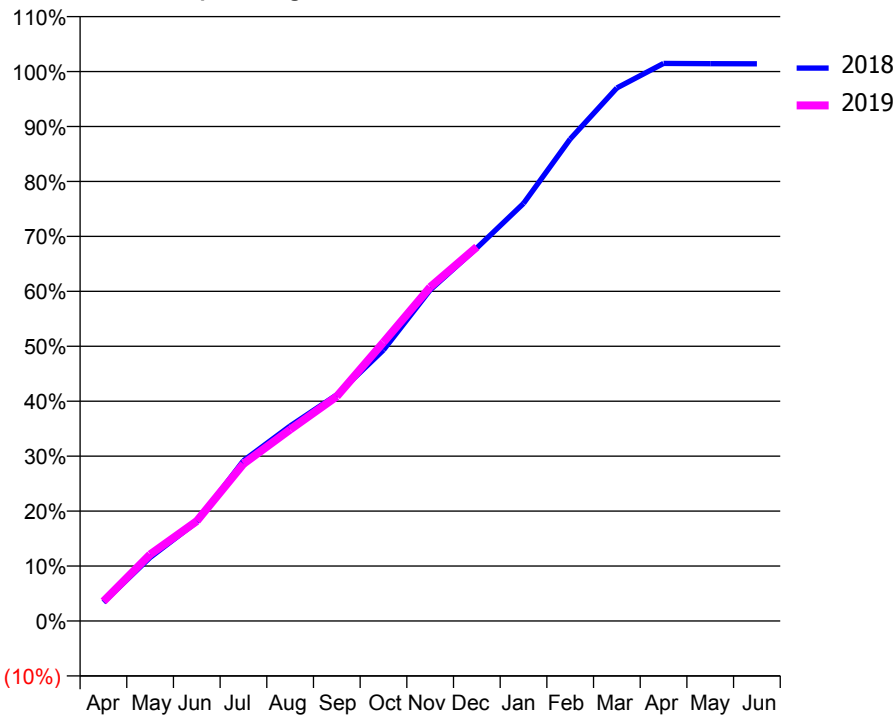
ACCESS*

Patients seen in 24 months	Total	Change since previous quarter
Quarter ending December 2017	6,158	
Quarter ending March 2018	6,213	→
Quarter ending June 2018	6,259	→
Quarter ending September 2018	6,266	→
Quarter ending December 2018	6,359	→
Variance since December 2017	3.3%	↑



ACTIVITY

Cumulative percentage of contracted UDA delivered 2018 & 2019



Month	Adjusted Scheduled Activity (UDA)	
	2018	2019
April	487	512
May	1,656	1,734
June	2,583	2,602
July	4,176	4,093
August	5,079	4,986
September	5,892	5,851
October	7,059	7,262
November	8,623	8,700
December	9,716	9,744
January	10,877	
February	12,555	
March	13,884	
April	14,522	
May	14,516	
June	14,514	

QUALITY

	Quantity	Base Number	Contract	AT	Region	England
% of FP17s for the same patient ID Re-attending within 3 months - Children	30	1,365	2.2%	10.2%	11.8%	11.8%
% of FP17s for the same patient ID Re-attending within 3 months - Adults	120	3,002	4.0%	15.7%	16.7%	15.6%
% of FP17s for the same patient ID Re-attending between 3 & 9 months - Children	467	1,365	34.2%	48.3%	48.6%	58.8%
% of FP17s for the same patient ID Re-attending between 3 & 9 months - Adults	903	3,002	30.1%	38.5%	39.1%	51.0%
% of FP17s for Band 1 Urgent Courses	245	4,156	5.9%	11.0%	10.6%	9.0%
% of FP17s Relating to Free Repair or Replacements	24	4,156	0.6%	0.5%	0.5%	0.8%
% of FP17s Relating to Continuations	8	4,156	0.2%	0.5%	0.7%	0.9%
% of Patients satisfied with the dentistry they have received	0	1	N/A	87.7%	90.2%	93.2%
% of Patients satisfied with the time they had to wait for an appointment	1	1	N/A	85.7%	85.0%	88.3%

* This is based on patients treated on this contract for their most recent course of treatment. Figures in italics indicate the base number of FP17s or Patient Questionnaire responses are less than 100. N/A is shown where the base number of responses is less than 10 during the period. % is calculated as Quantity/Base number*100

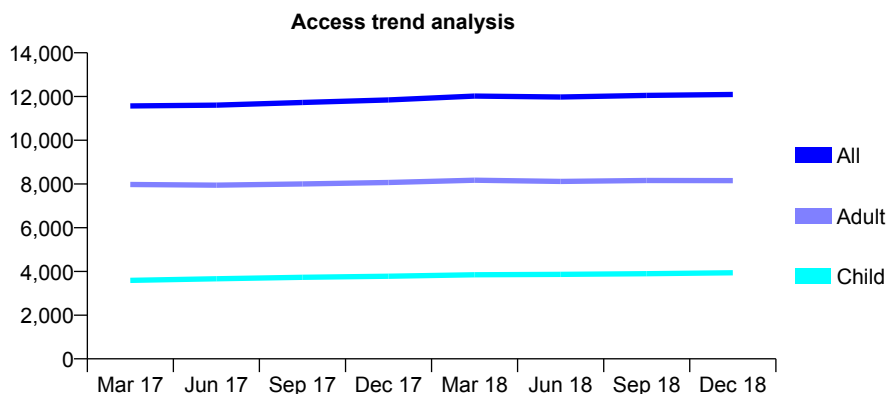
Q62 - Vital Signs At a Glance Contract Report for 101370/0100 - December 2018

Name or company name	Petrie Tucker & Partners Ltd
Contract type name	GDS Contract
Purpose of contract	General
Contract start date	01/04/2007
Contract end date	

18/19 Contracted general activity (UDA)	30,378
Carry forward general activity (UDA)	424
18/19 Contracted orthodontic activity (UOA)	0
Carry forward orthodontic activity (UOA)	0
Baseline contract value	£769,177.61

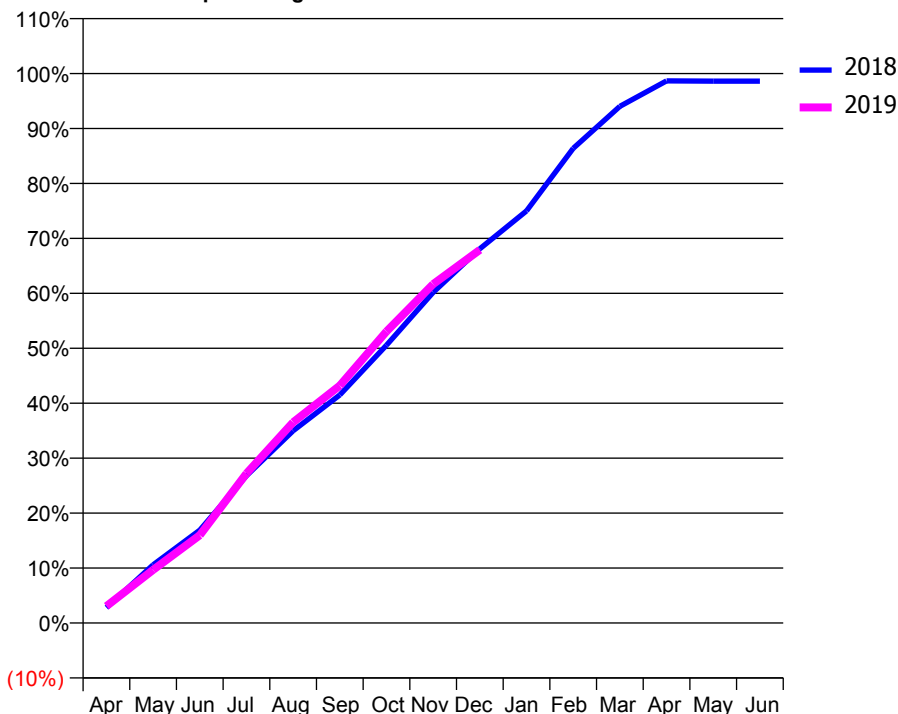
ACCESS*

Patients seen in 24 months	Total	Change since previous quarter
Quarter ending December 2017	11,845	
Quarter ending March 2018	12,018	→
Quarter ending June 2018	11,980	→
Quarter ending September 2018	12,051	→
Quarter ending December 2018	12,092	→
Variance since December 2017	2.1%	↑



ACTIVITY

Cumulative percentage of contracted UDA delivered 2018 & 2019



Month	Adjusted Scheduled Activity (UDA)	
	2018	2019
April	854	930
May	3,215	2,938
June	5,134	4,852
July	8,143	8,264
August	10,628	11,098
September	12,610	13,123
October	15,359	16,118
November	18,279	18,739
December	20,693	20,631
January	22,785	
February	26,241	
March	28,561	
April	29,969	
May	29,955	
June	29,954	

QUALITY

	Quantity	Base Number	Contract	AT	Region	England
% of FP17s for the same patient ID Re-attending within 3 months - Children	177	3,449	5.1%	10.2%	11.8%	11.8%
% of FP17s for the same patient ID Re-attending within 3 months - Adults	463	5,828	7.9%	15.7%	16.7%	15.6%
% of FP17s for the same patient ID Re-attending between 3 & 9 months - Children	1,487	3,449	43.1%	48.3%	48.6%	58.8%
% of FP17s for the same patient ID Re-attending between 3 & 9 months - Adults	2,148	5,828	36.9%	38.5%	39.1%	51.0%
% of FP17s for Band 1 Urgent Courses	230	8,711	2.6%	11.0%	10.6%	9.0%
% of FP17s Relating to Free Repair or Replacements	29	8,711	0.3%	0.5%	0.5%	0.8%
% of FP17s Relating to Continuations	105	8,711	1.2%	0.5%	0.7%	0.9%
% of Patients satisfied with the dentistry they have received	0	0	N/A	87.7%	90.2%	93.2%
% of Patients satisfied with the time they had to wait for an appointment	0	0	N/A	85.7%	85.0%	88.3%

* This is based on patients treated on this contract for their most recent course of treatment. Figures in italics indicate the base number of FP17s or Patient Questionnaire responses are less than 100. N/A is shown where the base number of responses is less than 10 during the period. % is calculated as Quantity/Base number*100

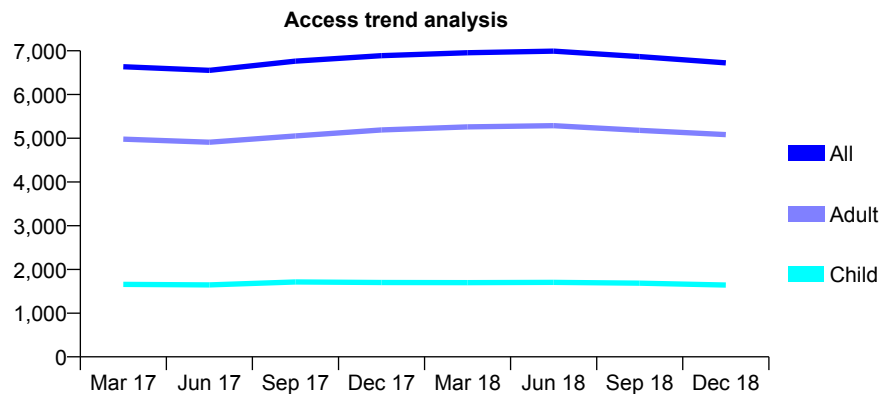
Q62 - Vital Signs At a Glance Contract Report for 101435/0013 - December 2018

Name or company name	IDH Limited
Contract type name	GDS Contract
Purpose of contract	General
Contract start date	01/04/2006
Contract end date	

18/19 Contracted general activity (UDA)	21,930
Carry forward general activity (UDA)	0
18/19 Contracted orthodontic activity (UOA)	0
Carry forward orthodontic activity (UOA)	0
Baseline contract value	£577,338.47

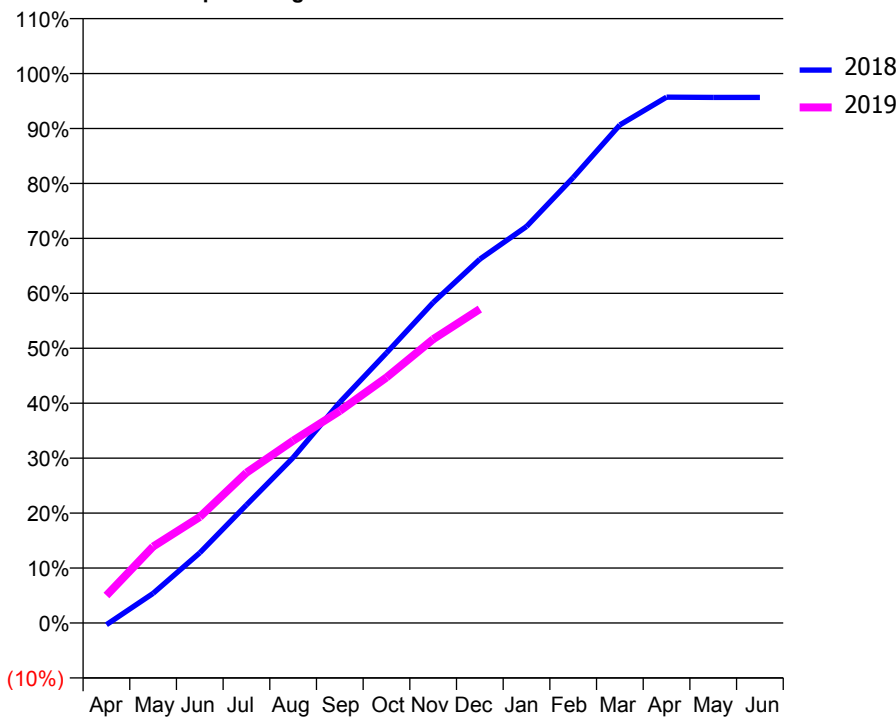
ACCESS*

Patients seen in 24 months	Total	Change since previous quarter
Quarter ending December 2017	6,890	
Quarter ending March 2018	6,957	→
Quarter ending June 2018	6,992	→
Quarter ending September 2018	6,866	↓
Quarter ending December 2018	6,723	↓
Variance since December 2017	(2.4%)	↓



ACTIVITY

Cumulative percentage of contracted UDA delivered 2018 & 2019



Month	Adjusted Scheduled Activity (UDA)	
	2018	2019
April	-70	1,097
May	1,184	3,051
June	2,802	4,234
July	4,714	6,002
August	6,600	7,275
September	8,810	8,466
October	10,780	9,799
November	12,791	11,326
December	14,520	12,530
January	15,822	
February	17,776	
March	19,878	
April	20,986	
May	20,978	
June	20,975	

QUALITY

	Quantity	Base Number	Contract	AT	Region	England
% of FP17s for the same patient ID Re-attending within 3 months - Children	126	1,310	9.6%	10.2%	11.8%	11.8%
% of FP17s for the same patient ID Re-attending within 3 months - Adults	526	3,629	14.5%	15.7%	16.7%	15.6%
% of FP17s for the same patient ID Re-attending between 3 & 9 months - Children	540	1,310	41.2%	48.3%	48.6%	58.8%
% of FP17s for the same patient ID Re-attending between 3 & 9 months - Adults	1,308	3,629	36.0%	38.5%	39.1%	51.0%
% of FP17s for Band 1 Urgent Courses	493	4,645	10.6%	11.0%	10.6%	9.0%
% of FP17s Relating to Free Repair or Replacements	10	4,645	0.2%	0.5%	0.5%	0.8%
% of FP17s Relating to Continuations	66	4,645	1.4%	0.5%	0.7%	0.9%
% of Patients satisfied with the dentistry they have received	4	4	N/A	87.7%	90.2%	93.2%
% of Patients satisfied with the time they had to wait for an appointment	3	4	N/A	85.7%	85.0%	88.3%

* This is based on patients treated on this contract for their most recent course of treatment. Figures in italics indicate the base number of FP17s or Patient Questionnaire responses are less than 100. N/A is shown where the base number of responses is less than 10 during the period. % is calculated as Quantity/Base number*100

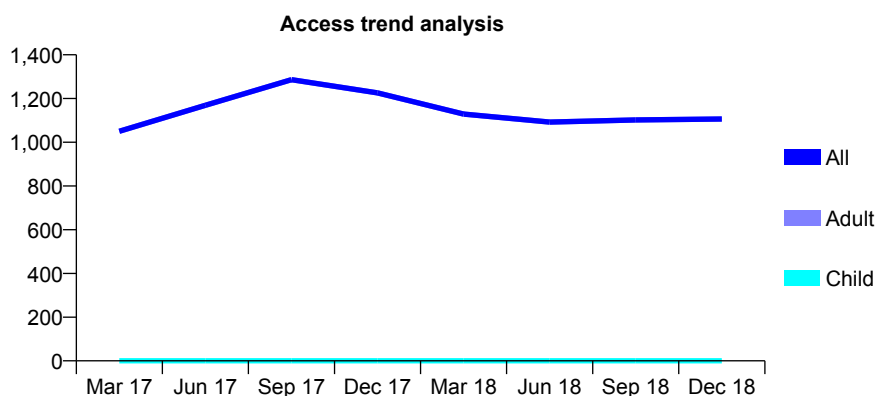
Q62 - Vital Signs At a Glance Contract Report for 102830/0001 - December 2018

Name or company name	Dr G Kataria
Contract type name	PDS Contract
Purpose of contract	General
Contract start date	01/04/2006
Contract end date	31/03/2019

18/19 Contracted general activity (UDA)	2,432
Carry forward general activity (UDA)	8
18/19 Contracted orthodontic activity (UOA)	0
Carry forward orthodontic activity (UOA)	0
Baseline contract value	£106,522.92

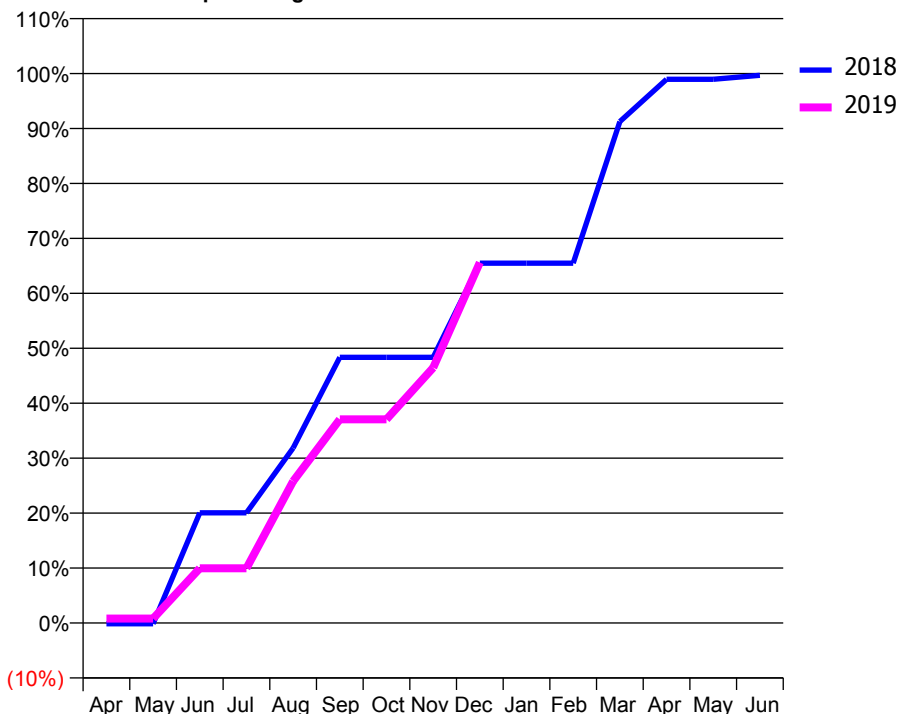
ACCESS*

Patients seen in 24 months	Total	Change since previous quarter
Quarter ending December 2017	1,226	
Quarter ending March 2018	1,129	↓
Quarter ending June 2018	1,092	↓
Quarter ending September 2018	1,102	→
Quarter ending December 2018	1,106	→
Variance since December 2017	(9.8%)	↓



ACTIVITY

Cumulative percentage of contracted UDA delivered 2018 & 2019



Month	Adjusted Scheduled Activity (UDA)	
	2018	2019
April	-4	20
May	-4	20
June	488	242
July	488	242
August	775	627
September	1,176	902
October	1,176	902
November	1,176	1,130
December	1,593	1,595
January	1,593	
February	1,593	
March	2,219	
April	2,406	
May	2,406	
June	2,424	

QUALITY

	Quantity	Base Number	Contract	AT	Region	England
% of FP17s for the same patient ID Re-attending within 3 months - Children	0	0	N/A	10.2%	11.8%	11.8%
% of FP17s for the same patient ID Re-attending within 3 months - Adults	83	829	10.0%	15.7%	16.7%	15.6%
% of FP17s for the same patient ID Re-attending between 3 & 9 months - Children	0	0	N/A	48.3%	48.6%	58.8%
% of FP17s for the same patient ID Re-attending between 3 & 9 months - Adults	305	829	36.8%	38.5%	39.1%	51.0%
% of FP17s for Band 1 Urgent Courses	48	747	6.4%	11.0%	10.6%	9.0%
% of FP17s Relating to Free Repair or Replacements	0	747	0.0%	0.5%	0.5%	0.8%
% of FP17s Relating to Continuations	0	747	0.0%	0.5%	0.7%	0.9%
% of Patients satisfied with the dentistry they have received	0	0	N/A	87.7%	90.2%	93.2%
% of Patients satisfied with the time they had to wait for an appointment	0	0	N/A	85.7%	85.0%	88.3%

* This is based on patients treated on this contract for their most recent course of treatment. Figures in italics indicate the base number of FP17s or Patient Questionnaire responses are less than 100. N/A is shown where the base number of responses is less than 10 during the period. % is calculated as Quantity/Base number*100

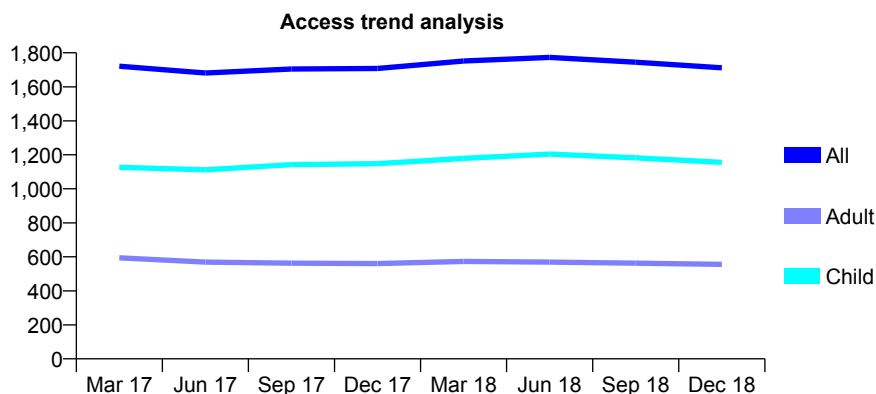
Q62 - Vital Signs At a Glance Contract Report for 106240/0001 - December 2018

Name or company name	Dr T Tikam & Dr S Ramchandani
Contract type name	GDS Contract
Purpose of contract	General
Contract start date	01/04/2015
Contract end date	

18/19 Contracted general activity (UDA)	3,739
Carry forward general activity (UDA)	-63
18/19 Contracted orthodontic activity (UOA)	0
Carry forward orthodontic activity (UOA)	0
Baseline contract value	£106,892.28

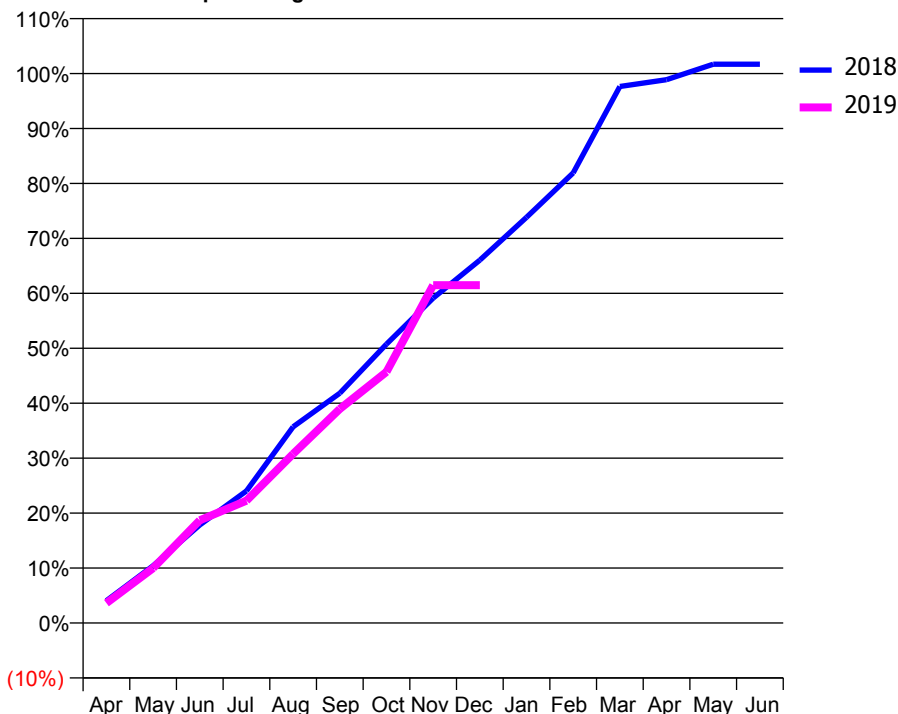
ACCESS*

Patients seen in 24 months	Total	Change since previous quarter
Quarter ending December 2017	1,708	
Quarter ending March 2018	1,752	↑
Quarter ending June 2018	1,773	→
Quarter ending September 2018	1,745	↓
Quarter ending December 2018	1,712	↓
Variance since December 2017	0.2%	→



ACTIVITY

Cumulative percentage of contracted UDA delivered 2018 & 2019



Month	Adjusted Scheduled Activity (UDA)	
	2018	2019
April	152	136
May	389	373
June	667	699
July	899	832
August	1,335	1,151
September	1,564	1,456
October	1,898	1,709
November	2,211	2,299
December	2,470	2,299
January	2,760	
February	3,063	
March	3,651	
April	3,697	
May	3,802	
June	3,802	

QUALITY

	Quantity	Base Number	Contract	AT	Region	England
% of FP17s for the same patient ID Re-attending within 3 months - Children	59	1,131	5.2%	10.2%	11.8%	11.8%
% of FP17s for the same patient ID Re-attending within 3 months - Adults	66	401	16.5%	15.7%	16.7%	15.6%
% of FP17s for the same patient ID Re-attending between 3 & 9 months - Children	658	1,131	58.2%	48.3%	48.6%	58.8%
% of FP17s for the same patient ID Re-attending between 3 & 9 months - Adults	198	401	49.4%	38.5%	39.1%	51.0%
% of FP17s for Band 1 Urgent Courses	51	1,459	3.5%	11.0%	10.6%	9.0%
% of FP17s Relating to Free Repair or Replacements	1	1,459	0.1%	0.5%	0.5%	0.8%
% of FP17s Relating to Continuations	1	1,459	0.1%	0.5%	0.7%	0.9%
% of Patients satisfied with the dentistry they have received	0	0	N/A	87.7%	90.2%	93.2%
% of Patients satisfied with the time they had to wait for an appointment	0	0	N/A	85.7%	85.0%	88.3%

* This is based on patients treated on this contract for their most recent course of treatment. Figures in italics indicate the base number of FP17s or Patient Questionnaire responses are less than 100. N/A is shown where the base number of responses is less than 10 during the period. % is calculated as Quantity/Base number*100

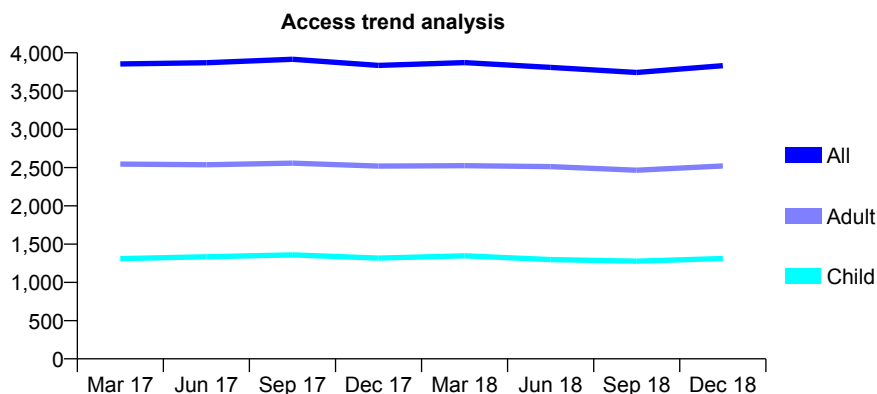
Q62 - Vital Signs At a Glance Contract Report for 107042/0001 - December 2018

Name or company name	Sudhir Thakerar & Partners
Contract type name	GDS Contract
Purpose of contract	General
Contract start date	01/08/2014
Contract end date	

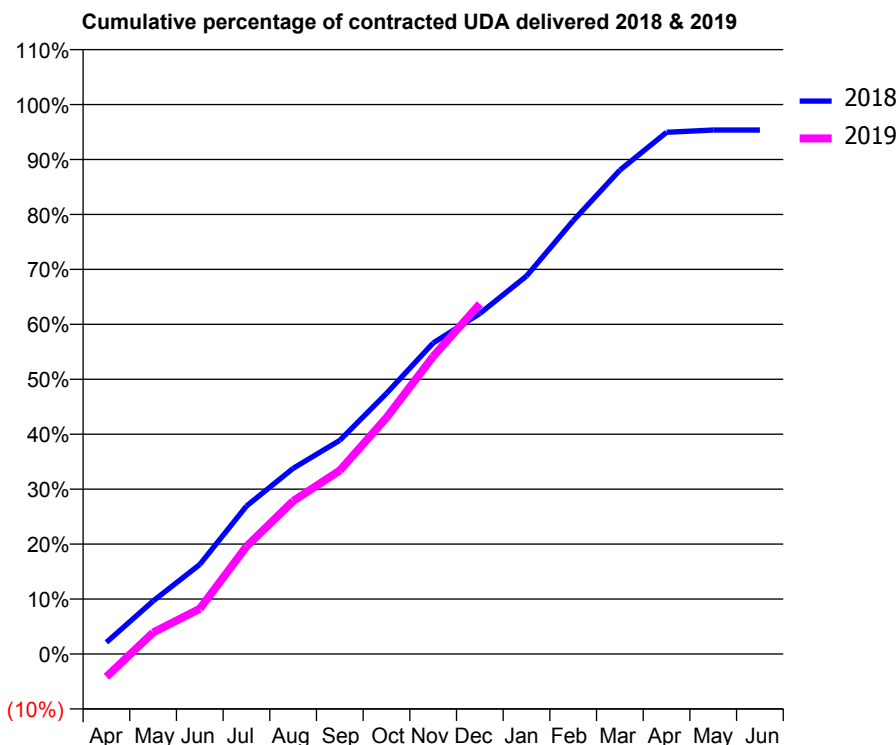
18/19 Contracted general activity (UDA)	10,073
Carry forward general activity (UDA)	468
18/19 Contracted orthodontic activity (UOA)	0
Carry forward orthodontic activity (UOA)	0
Baseline contract value	£287,545.32

ACCESS*

Patients seen in 24 months	Total	Change since previous quarter
Quarter ending December 2017	3,836	
Quarter ending March 2018	3,872	→
Quarter ending June 2018	3,810	↓
Quarter ending September 2018	3,743	↓
Quarter ending December 2018	3,832	↑
Variance since December 2017	(0.1%)	→



ACTIVITY



Month	Adjusted Scheduled Activity (UDA)	
	2018	2019
April	213	-419
May	972	394
June	1,640	831
July	2,713	1,972
August	3,403	2,806
September	3,916	3,365
October	4,778	4,333
November	5,702	5,456
December	6,242	6,418
January	6,928	
February	7,944	
March	8,870	
April	9,563	
May	9,605	
June	9,605	

QUALITY

	Quantity	Base Number	Contract	AT	Region	England
% of FP17s for the same patient ID Re-attending within 3 months - Children	139	1,204	11.5%	10.2%	11.8%	11.8%
% of FP17s for the same patient ID Re-attending within 3 months - Adults	452	2,274	19.9%	15.7%	16.7%	15.6%
% of FP17s for the same patient ID Re-attending between 3 & 9 months - Children	495	1,204	41.1%	48.3%	48.6%	58.8%
% of FP17s for the same patient ID Re-attending between 3 & 9 months - Adults	847	2,274	37.2%	38.5%	39.1%	51.0%
% of FP17s for Band 1 Urgent Courses	531	3,212	16.5%	11.0%	10.6%	9.0%
% of FP17s Relating to Free Repair or Replacements	23	3,212	0.7%	0.5%	0.5%	0.8%
% of FP17s Relating to Continuations	36	3,212	1.1%	0.5%	0.7%	0.9%
% of Patients satisfied with the dentistry they have received	1	1	N/A	87.7%	90.2%	93.2%
% of Patients satisfied with the time they had to wait for an appointment	1	1	N/A	85.7%	85.0%	88.3%

* This is based on patients treated on this contract for their most recent course of treatment. Figures in italics indicate the base number of FP17s or Patient Questionnaire responses are less than 100. N/A is shown where the base number of responses is less than 10 during the period. % is calculated as Quantity/Base number*100

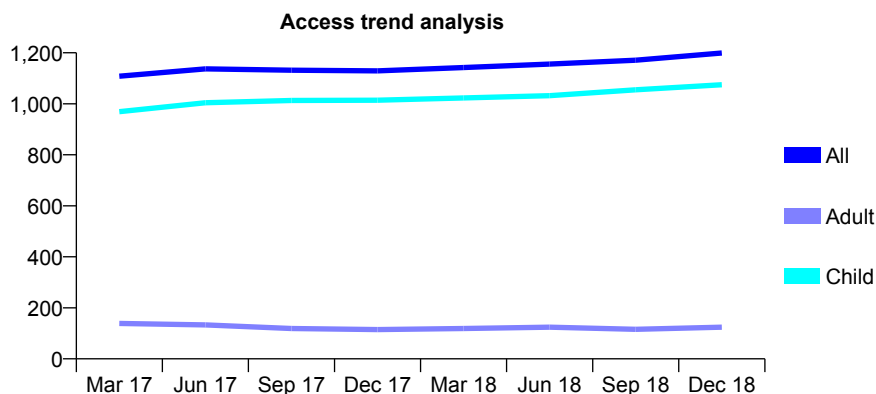
Q62 - Vital Signs At a Glance Contract Report for 107565/0001 - December 2018

Name or company name	Mrs UP Patel & Mrs N Patel
Contract type name	GDS Contract
Purpose of contract	General
Contract start date	01/04/2014
Contract end date	

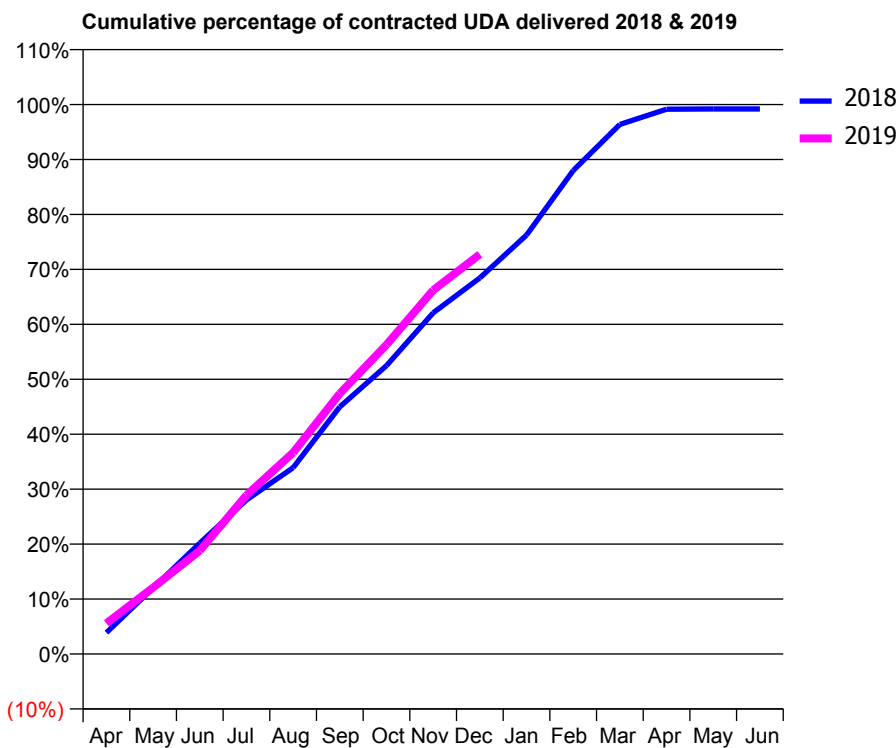
18/19 Contracted general activity (UDA)	2,597
Carry forward general activity (UDA)	21
18/19 Contracted orthodontic activity (UOA)	0
Carry forward orthodontic activity (UOA)	0
Baseline contract value	£61,759.14

ACCESS*

Patients seen in 24 months	Total	Change since previous quarter
Quarter ending December 2017	1,129	
Quarter ending March 2018	1,142	→
Quarter ending June 2018	1,156	→
Quarter ending September 2018	1,171	→
Quarter ending December 2018	1,199	↑
Variance since December 2017	6.2%	↑



ACTIVITY



Month	Adjusted Scheduled Activity (UDA)	
	2018	2019
April	101	145
May	312	314
June	524	489
July	728	751
August	881	952
September	1,168	1,231
October	1,363	1,462
November	1,612	1,719
December	1,778	1,889
January	1,980	
February	2,285	
March	2,503	
April	2,575	
May	2,576	
June	2,576	

QUALITY

	Quantity	Base Number	Contract	AT	Region	England
% of FP17s for the same patient ID Re-attending within 3 months - Children	211	1,373	15.4%	10.2%	11.8%	11.8%
% of FP17s for the same patient ID Re-attending within 3 months - Adults	5	41	12.2%	15.7%	16.7%	15.6%
% of FP17s for the same patient ID Re-attending between 3 & 9 months - Children	790	1,373	57.5%	48.3%	48.6%	58.8%
% of FP17s for the same patient ID Re-attending between 3 & 9 months - Adults	29	41	70.7%	38.5%	39.1%	51.0%
% of FP17s for Band 1 Urgent Courses	40	1,359	2.9%	11.0%	10.6%	9.0%
% of FP17s Relating to Free Repair or Replacements	2	1,359	0.1%	0.5%	0.5%	0.8%
% of FP17s Relating to Continuations	0	1,359	0.0%	0.5%	0.7%	0.9%
% of Patients satisfied with the dentistry they have received	0	0	N/A	87.7%	90.2%	93.2%
% of Patients satisfied with the time they had to wait for an appointment	0	0	N/A	85.7%	85.0%	88.3%

* This is based on patients treated on this contract for their most recent course of treatment. Figures in italics indicate the base number of FP17s or Patient Questionnaire responses are less than 100. N/A is shown where the base number of responses is less than 10 during the period. % is calculated as Quantity/Base number*100

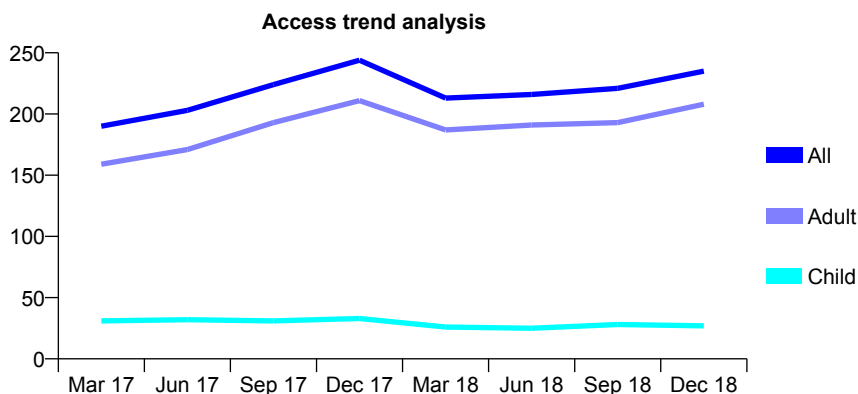
Q62 - Vital Signs At a Glance Contract Report for 108340/0001 - December 2018

Name or company name	Padayachee and Associates
Contract type name	GDS Contract
Purpose of contract	General
Contract start date	01/04/2011
Contract end date	

18/19 Contracted general activity (UDA)	655
Carry forward general activity (UDA)	23
18/19 Contracted orthodontic activity (UOA)	0
Carry forward orthodontic activity (UOA)	0
Baseline contract value	£15,761.65

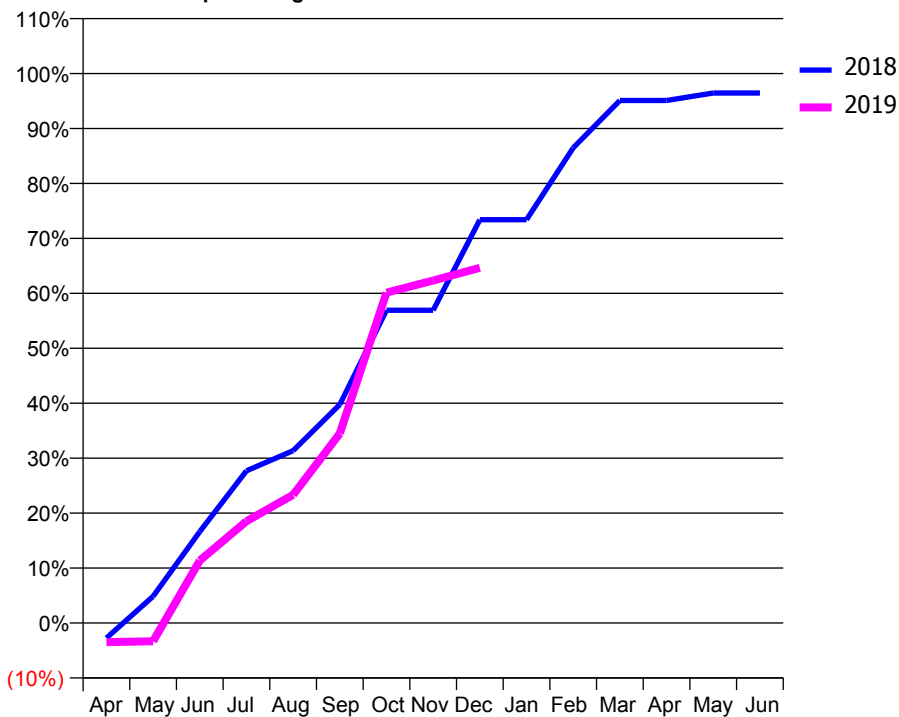
ACCESS*

Patients seen in 24 months	Total	Change since previous quarter
Quarter ending December 2017	244	
Quarter ending March 2018	213	↓
Quarter ending June 2018	216	→
Quarter ending September 2018	221	↑
Quarter ending December 2018	235	↑
Variance since December 2017	(3.7%)	↓



ACTIVITY

Cumulative percentage of contracted UDA delivered 2018 & 2019



Month	Adjusted Scheduled Activity (UDA)	
	2018	2019
April	-18	-23
May	32	-22
June	109	74
July	181	121
August	205	153
September	260	226
October	373	394
November	373	408
December	481	423
January	481	
February	566	
March	623	
April	623	
May	632	
June	632	

QUALITY

	Quantity	Base Number	Contract	AT	Region	England
% of FP17s for the same patient ID Re-attending within 3 months - Children	0	23	0.0%	10.2%	11.8%	11.8%
% of FP17s for the same patient ID Re-attending within 3 months - Adults	11	178	6.2%	15.7%	16.7%	15.6%
% of FP17s for the same patient ID Re-attending between 3 & 9 months - Children	1	23	4.3%	48.3%	48.6%	58.8%
% of FP17s for the same patient ID Re-attending between 3 & 9 months - Adults	13	178	7.3%	38.5%	39.1%	51.0%
% of FP17s for Band 1 Urgent Courses	47	198	23.7%	11.0%	10.6%	9.0%
% of FP17s Relating to Free Repair or Replacements	0	198	0.0%	0.5%	0.5%	0.8%
% of FP17s Relating to Continuations	0	198	0.0%	0.5%	0.7%	0.9%
% of Patients satisfied with the dentistry they have received	0	0	N/A	87.7%	90.2%	93.2%
% of Patients satisfied with the time they had to wait for an appointment	0	0	N/A	85.7%	85.0%	88.3%

* This is based on patients treated on this contract for their most recent course of treatment. Figures in italics indicate the base number of FP17s or Patient Questionnaire responses are less than 100. N/A is shown where the base number of responses is less than 10 during the period. % is calculated as Quantity/Base number*100

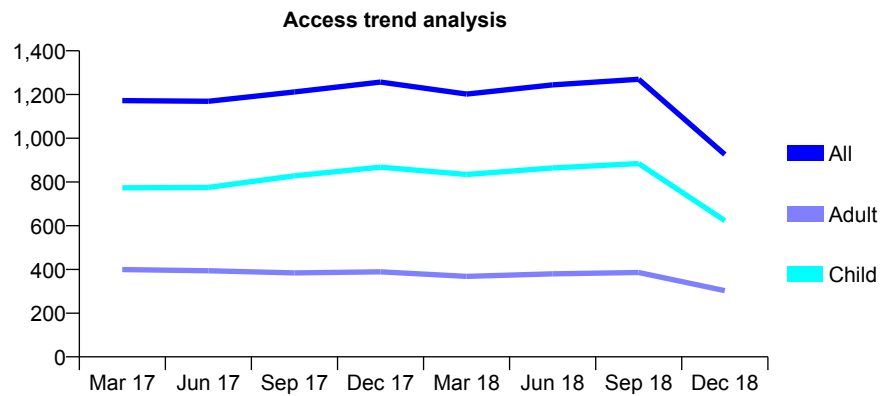
Q62 - Vital Signs At a Glance Contract Report for 108553/0001 - December 2018

Name or company name	MR MJ HUGHES & MISS K HUGHES
Contract type name	GDS Contract
Purpose of contract	General
Contract start date	01/09/2013
Contract end date	

18/19 Contracted general activity (UDA)	2,507
Carry forward general activity (UDA)	-8
18/19 Contracted orthodontic activity (UOA)	0
Carry forward orthodontic activity (UOA)	0
Baseline contract value	£67,181.17

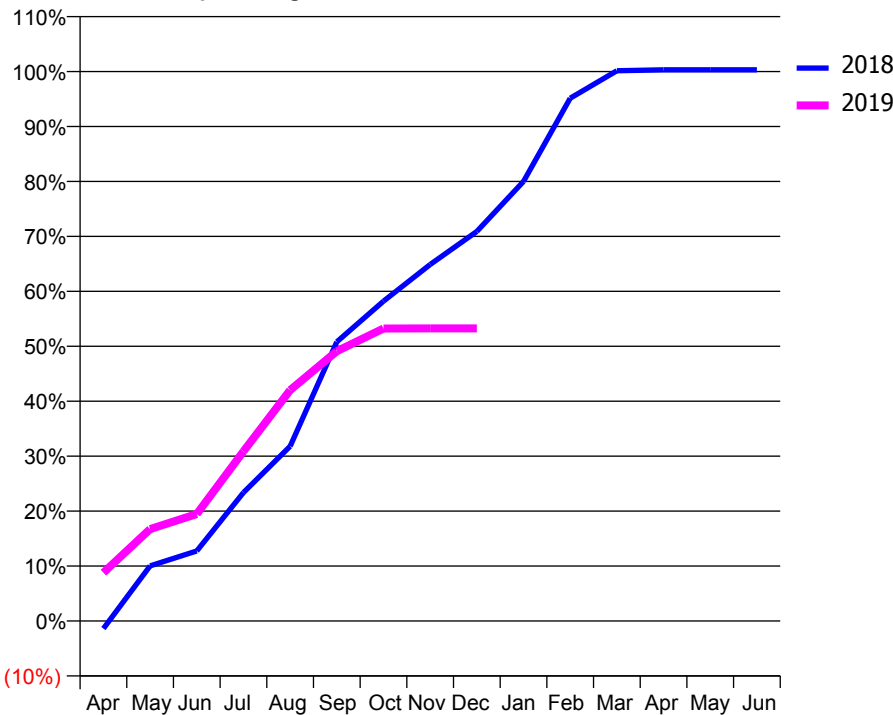
ACCESS*

Patients seen in 24 months	Total	Change since previous quarter
Quarter ending December 2017	1,257	
Quarter ending March 2018	1,202	↓
Quarter ending June 2018	1,244	↑
Quarter ending September 2018	1,270	↑
Quarter ending December 2018	926	↓
Variance since December 2017	(26.3%)	↓



ACTIVITY

Cumulative percentage of contracted UDA delivered 2018 & 2019



Month	Adjusted Scheduled Activity (UDA)	
	2018	2019
April	-35	220
May	251	419
June	319	488
July	586	774
August	797	1,053
September	1,274	1,231
October	1,459	1,334
November	1,626	1,335
December	1,777	1,335
January	2,006	
February	2,385	
March	2,511	
April	2,515	
May	2,515	
June	2,515	

QUALITY

	Quantity	Base Number	Contract	AT	Region	England
% of FP17s for the same patient ID Re-attending within 3 months - Children	18	677	2.7%	10.2%	11.8%	11.8%
% of FP17s for the same patient ID Re-attending within 3 months - Adults	5	210	2.4%	15.7%	16.7%	15.6%
% of FP17s for the same patient ID Re-attending between 3 & 9 months - Children	313	677	46.2%	48.3%	48.6%	58.8%
% of FP17s for the same patient ID Re-attending between 3 & 9 months - Adults	79	210	37.6%	38.5%	39.1%	51.0%
% of FP17s for Band 1 Urgent Courses	21	884	2.4%	11.0%	10.6%	9.0%
% of FP17s Relating to Free Repair or Replacements	0	884	0.0%	0.5%	0.5%	0.8%
% of FP17s Relating to Continuations	0	884	0.0%	0.5%	0.7%	0.9%
% of Patients satisfied with the dentistry they have received	0	0	N/A	87.7%	90.2%	93.2%
% of Patients satisfied with the time they had to wait for an appointment	0	0	N/A	85.7%	85.0%	88.3%

* This is based on patients treated on this contract for their most recent course of treatment. Figures in italics indicate the base number of FP17s or Patient Questionnaire responses are less than 100. N/A is shown where the base number of responses is less than 10 during the period. % is calculated as Quantity/Base number*100

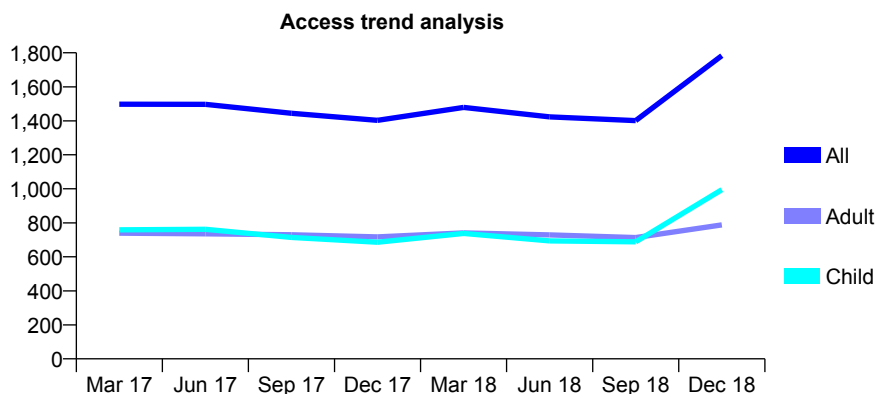
Q62 - Vital Signs At a Glance Contract Report for 108553/0003 - December 2018

Name or company name	MR MJ HUGHES & MISS K HUGHES
Contract type name	GDS Contract
Purpose of contract	General
Contract start date	01/04/2015
Contract end date	

18/19 Contracted general activity (UDA)	4,500
Carry forward general activity (UDA)	0
18/19 Contracted orthodontic activity (UOA)	0
Carry forward orthodontic activity (UOA)	0
Baseline contract value	£113,136.06

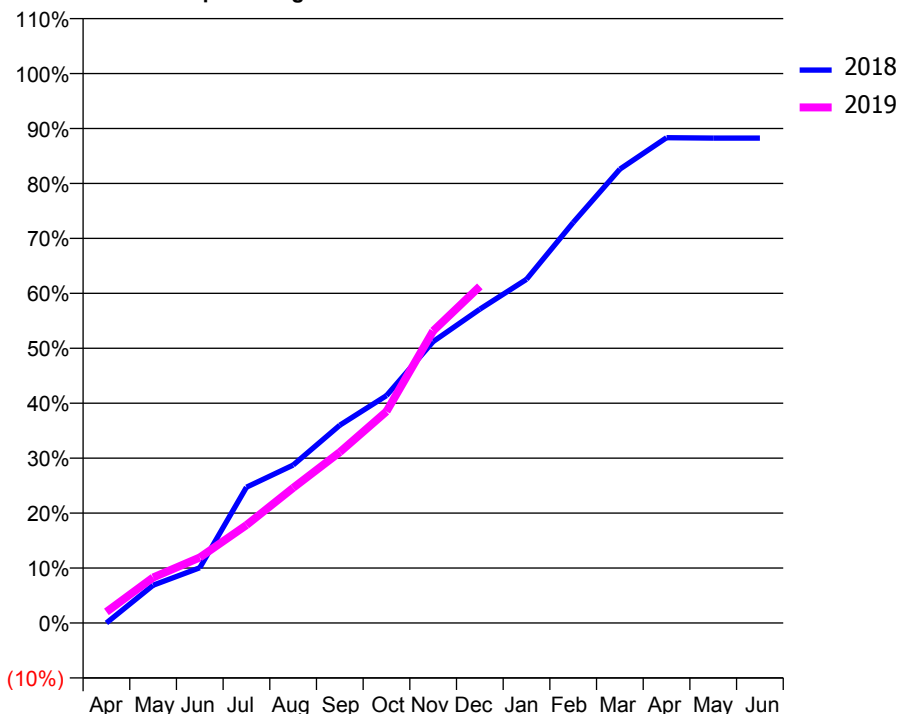
ACCESS*

Patients seen in 24 months	Total	Change since previous quarter
Quarter ending December 2017	1,403	
Quarter ending March 2018	1,479	↑
Quarter ending June 2018	1,423	↓
Quarter ending September 2018	1,401	↓
Quarter ending December 2018	1,783	↑
Variance since December 2017	27.1%	↑



ACTIVITY

Cumulative percentage of contracted UDA delivered 2018 & 2019



Month	Adjusted Scheduled Activity (UDA)	
	2018	2019
April	0	91
May	310	373
June	453	537
July	1,112	802
August	1,293	1,107
September	1,620	1,399
October	1,862	1,732
November	2,305	2,392
December	2,570	2,757
January	2,815	
February	3,280	
March	3,717	
April	3,974	
May	3,971	
June	3,971	

QUALITY

	Quantity	Base Number	Contract	AT	Region	England
% of FP17s for the same patient ID Re-attending within 3 months - Children	59	1,015	5.8%	10.2%	11.8%	11.8%
% of FP17s for the same patient ID Re-attending within 3 months - Adults	67	772	8.7%	15.7%	16.7%	15.6%
% of FP17s for the same patient ID Re-attending between 3 & 9 months - Children	411	1,015	40.5%	48.3%	48.6%	58.8%
% of FP17s for the same patient ID Re-attending between 3 & 9 months - Adults	446	772	57.8%	38.5%	39.1%	51.0%
% of FP17s for Band 1 Urgent Courses	90	1,668	5.4%	11.0%	10.6%	9.0%
% of FP17s Relating to Free Repair or Replacements	14	1,668	0.8%	0.5%	0.5%	0.8%
% of FP17s Relating to Continuations	2	1,668	0.1%	0.5%	0.7%	0.9%
% of Patients satisfied with the dentistry they have received	2	2	N/A	87.7%	90.2%	93.2%
% of Patients satisfied with the time they had to wait for an appointment	2	2	N/A	85.7%	85.0%	88.3%

* This is based on patients treated on this contract for their most recent course of treatment. Figures in italics indicate the base number of FP17s or Patient Questionnaire responses are less than 100. N/A is shown where the base number of responses is less than 10 during the period. % is calculated as Quantity/Base number*100

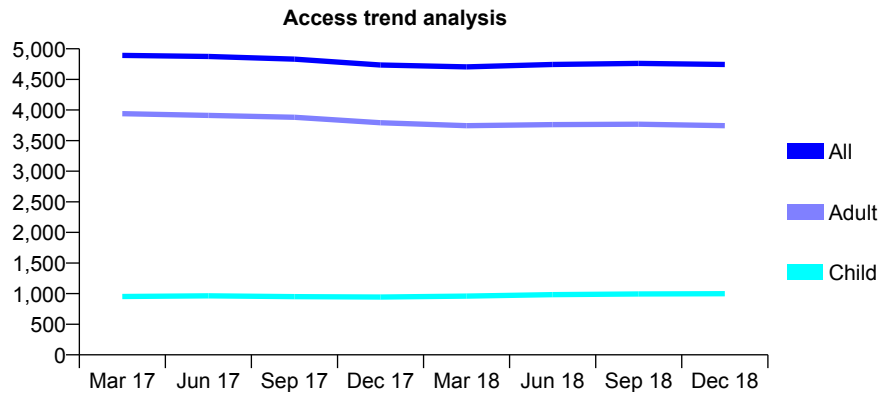
Q62 - Vital Signs At a Glance Contract Report for 109339/0001 - December 2018

Name or company name	M.A.Shepherd, C.Ruparelia & J.Ruparelia
Contract type name	Pilot Contract
Purpose of contract	General
Contract start date	01/02/2010
Contract end date	

18/19 Contracted general activity (UDA)	15,936
Carry forward general activity (UDA)	0
18/19 Contracted orthodontic activity (UOA)	0
Carry forward orthodontic activity (UOA)	0
Baseline contract value	£401,385.92

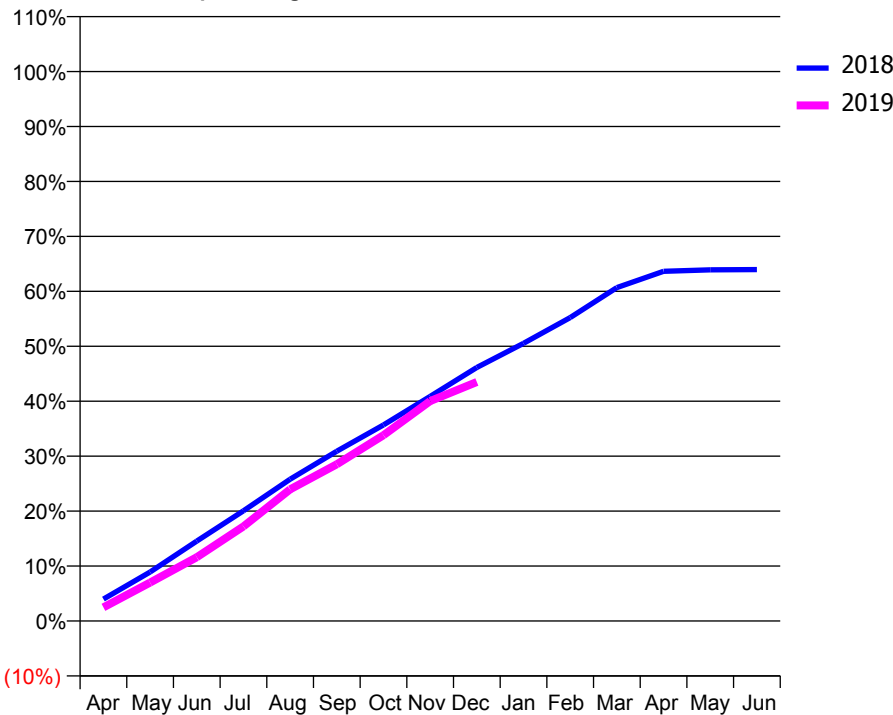
ACCESS*

Patients seen in 24 months	Total	Change since previous quarter
Quarter ending December 2017	4,736	
Quarter ending March 2018	4,704	→
Quarter ending June 2018	4,745	→
Quarter ending September 2018	4,762	→
Quarter ending December 2018	4,744	→
Variance since December 2017	0.2%	→



ACTIVITY

Cumulative percentage of contracted UDA delivered 2018 & 2019



Month	Adjusted Scheduled Activity (UDA)	
	2018	2019
April	638	395
May	1,423	1,115
June	2,320	1,852
July	3,195	2,743
August	4,111	3,820
September	4,923	4,544
October	5,688	5,387
November	6,514	6,380
December	7,354	6,934
January	8,055	
February	8,801	
March	9,671	
April	10,141	
May	10,183	
June	10,192	

QUALITY

	Quantity	Base Number	Contract	AT	Region	England
% of FP17s for the same patient ID Re-attending within 3 months - Children	53	894	5.9%	10.2%	11.8%	11.8%
% of FP17s for the same patient ID Re-attending within 3 months - Adults	360	3,044	11.8%	15.7%	16.7%	15.6%
% of FP17s for the same patient ID Re-attending between 3 & 9 months - Children	352	894	39.4%	48.3%	48.6%	58.8%
% of FP17s for the same patient ID Re-attending between 3 & 9 months - Adults	963	3,044	31.6%	38.5%	39.1%	51.0%
% of FP17s for Band 1 Urgent Courses	473	3,723	12.7%	11.0%	10.6%	9.0%
% of FP17s Relating to Free Repair or Replacements	9	3,723	0.2%	0.5%	0.5%	0.8%
% of FP17s Relating to Continuations	8	3,723	0.2%	0.5%	0.7%	0.9%
% of Patients satisfied with the dentistry they have received	5	5	N/A	87.7%	90.2%	93.2%
% of Patients satisfied with the time they had to wait for an appointment	5	5	N/A	85.7%	85.0%	88.3%

* This is based on patients treated on this contract for their most recent course of treatment. Figures in italics indicate the base number of FP17s or Patient Questionnaire responses are less than 100. N/A is shown where the base number of responses is less than 10 during the period. % is calculated as Quantity/Base number*100

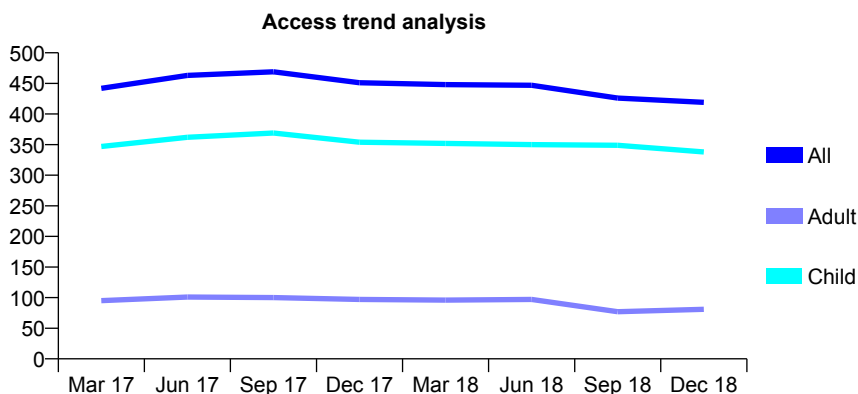
Q62 - Vital Signs At a Glance Contract Report for 110531/0001 - December 2018

Name or company name	STERLING DENTAL SURGERIES LTD
Contract type name	GDS Contract
Purpose of contract	General
Contract start date	01/04/2006
Contract end date	

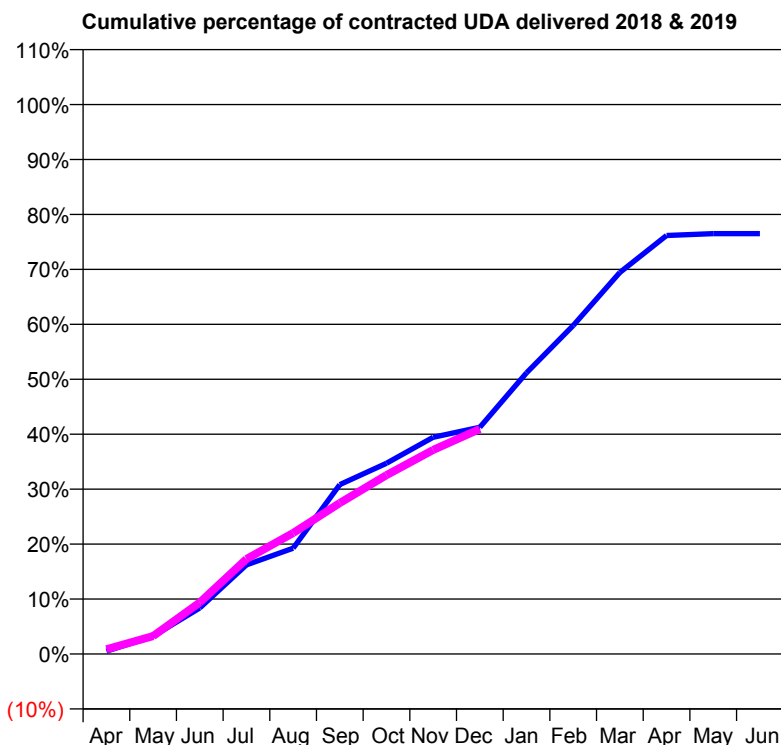
18/19 Contracted general activity (UDA)	1,165
Carry forward general activity (UDA)	0
18/19 Contracted orthodontic activity (UOA)	0
Carry forward orthodontic activity (UOA)	0
Baseline contract value	£27,188.22

ACCESS*

Patients seen in 24 months	Total	Change since previous quarter
Quarter ending December 2017	451	
Quarter ending March 2018	448	→
Quarter ending June 2018	447	→
Quarter ending September 2018	426	↓
Quarter ending December 2018	419	↓
Variance since December 2017	(7.1%)	↓



ACTIVITY



Month	Adjusted Scheduled Activity (UDA)	
	2018	2019
April	6	10
May	38	38
June	98	109
July	189	201
August	224	257
September	359	320
October	404	379
November	460	433
December	481	477
January	596	
February	696	
March	809	
April	887	
May	891	
June	891	

QUALITY

	Quantity	Base Number	Contract	AT	Region	England
% of FP17s for the same patient ID Re-attending within 3 months - Children	17	292	5.8%	10.2%	11.8%	11.8%
% of FP17s for the same patient ID Re-attending within 3 months - Adults	1	37	2.7%	15.7%	16.7%	15.6%
% of FP17s for the same patient ID Re-attending between 3 & 9 months - Children	170	292	58.2%	48.3%	48.6%	58.8%
% of FP17s for the same patient ID Re-attending between 3 & 9 months - Adults	19	37	51.4%	38.5%	39.1%	51.0%
% of FP17s for Band 1 Urgent Courses	11	304	3.6%	11.0%	10.6%	9.0%
% of FP17s Relating to Free Repair or Replacements	0	304	0.0%	0.5%	0.5%	0.8%
% of FP17s Relating to Continuations	0	304	0.0%	0.5%	0.7%	0.9%
% of Patients satisfied with the dentistry they have received	2	2	N/A	87.7%	90.2%	93.2%
% of Patients satisfied with the time they had to wait for an appointment	2	2	N/A	85.7%	85.0%	88.3%

* This is based on patients treated on this contract for their most recent course of treatment. Figures in italics indicate the base number of FP17s or Patient Questionnaire responses are less than 100. N/A is shown where the base number of responses is less than 10 during the period. % is calculated as Quantity/Base number*100

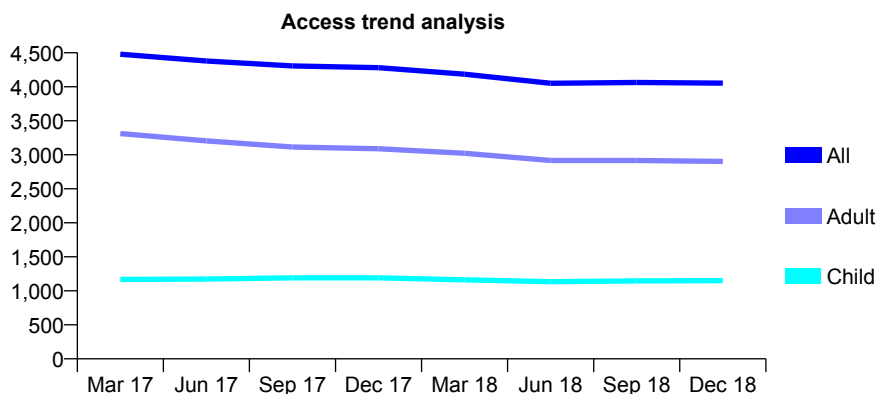
Q62 - Vital Signs At a Glance Contract Report for 110922/0001 - December 2018

Name or company name	Mr M. H. Bhatt & Mr D. G. Jani
Contract type name	GDS Contract
Purpose of contract	General
Contract start date	01/07/2014
Contract end date	

18/19 Contracted general activity (UDA)	13,288
Carry forward general activity (UDA)	249
18/19 Contracted orthodontic activity (UOA)	0
Carry forward orthodontic activity (UOA)	0
Baseline contract value	£375,976.86

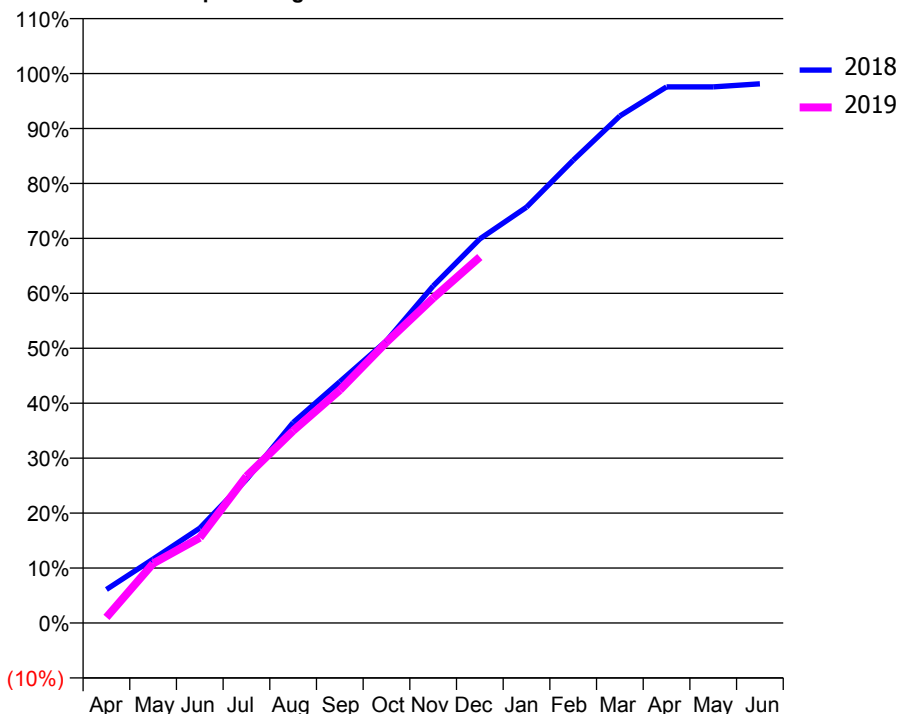
ACCESS*

Patients seen in 24 months	Total	Change since previous quarter
Quarter ending December 2017	4,281	
Quarter ending March 2018	4,185	↓
Quarter ending June 2018	4,051	↓
Quarter ending September 2018	4,064	→
Quarter ending December 2018	4,053	→
Variance since December 2017	(5.3%)	↓



ACTIVITY

Cumulative percentage of contracted UDA delivered 2018 & 2019



Month	Adjusted Scheduled Activity (UDA)	
	2018	2019
April	812	137
May	1,545	1,441
June	2,295	2,062
July	3,472	3,549
August	4,848	4,648
September	5,834	5,631
October	6,826	6,788
November	8,149	7,857
December	9,287	8,851
January	10,055	
February	11,190	
March	12,262	
April	12,963	
May	12,964	
June	13,039	

QUALITY

	Quantity	Base Number	Contract	AT	Region	England
% of FP17s for the same patient ID Re-attending within 3 months - Children	84	1,034	8.1%	10.2%	11.8%	11.8%
% of FP17s for the same patient ID Re-attending within 3 months - Adults	443	2,318	19.1%	15.7%	16.7%	15.6%
% of FP17s for the same patient ID Re-attending between 3 & 9 months - Children	383	1,034	37.0%	48.3%	48.6%	58.8%
% of FP17s for the same patient ID Re-attending between 3 & 9 months - Adults	697	2,318	30.1%	38.5%	39.1%	51.0%
% of FP17s for Band 1 Urgent Courses	373	3,104	12.0%	11.0%	10.6%	9.0%
% of FP17s Relating to Free Repair or Replacements	19	3,104	0.6%	0.5%	0.5%	0.8%
% of FP17s Relating to Continuations	60	3,104	1.9%	0.5%	0.7%	0.9%
% of Patients satisfied with the dentistry they have received	1	1	N/A	87.7%	90.2%	93.2%
% of Patients satisfied with the time they had to wait for an appointment	0	1	N/A	85.7%	85.0%	88.3%

* This is based on patients treated on this contract for their most recent course of treatment. Figures in italics indicate the base number of FP17s or Patient Questionnaire responses are less than 100. N/A is shown where the base number of responses is less than 10 during the period. % is calculated as Quantity/Base number*100

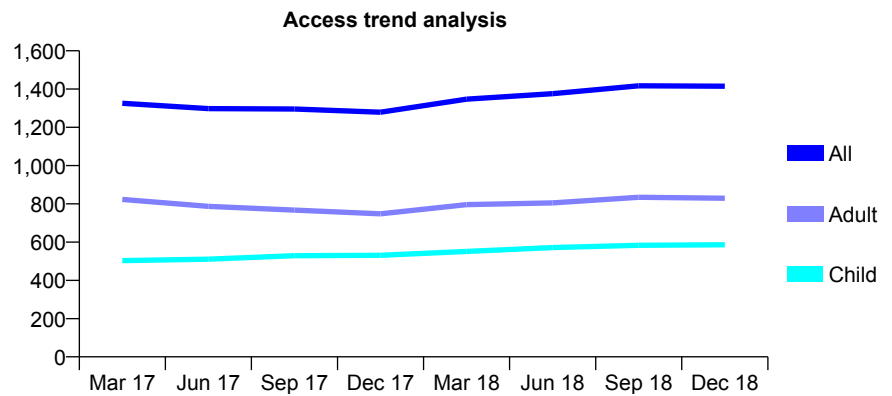
Q62 - Vital Signs At a Glance Contract Report for 112143/0001 - December 2018

Name or company name	Mr. G. Sumar & Mr. I. Gulamhusein
Contract type name	GDS Contract
Purpose of contract	General
Contract start date	01/07/2013
Contract end date	

18/19 Contracted general activity (UDA)	4,565
Carry forward general activity (UDA)	198
18/19 Contracted orthodontic activity (UOA)	0
Carry forward orthodontic activity (UOA)	0
Baseline contract value	£130,455.97

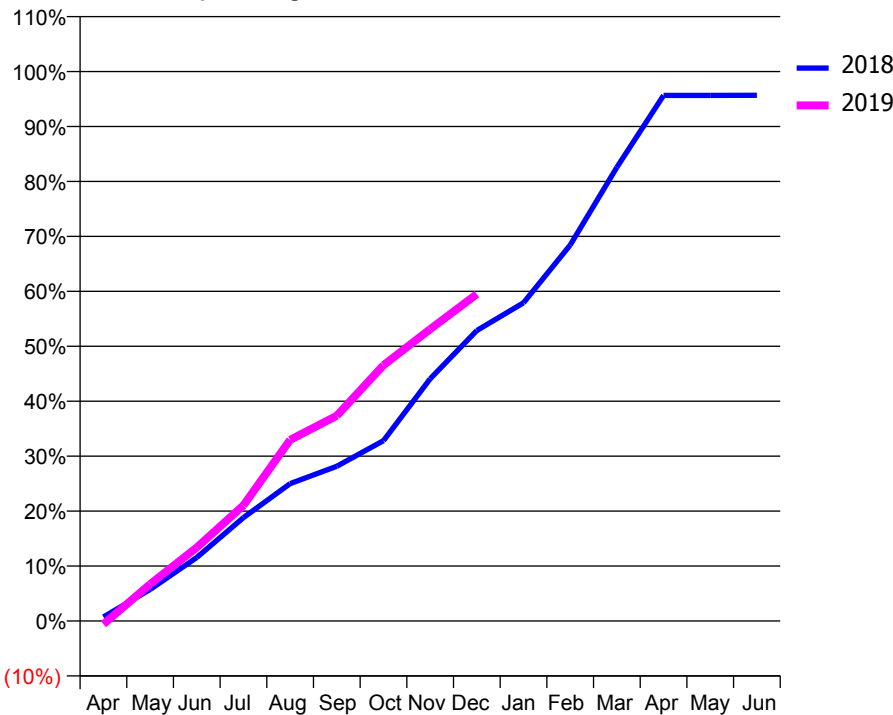
ACCESS*

Patients seen in 24 months	Total	Change since previous quarter
Quarter ending December 2017	1,279	
Quarter ending March 2018	1,347	↑
Quarter ending June 2018	1,376	↑
Quarter ending September 2018	1,417	↑
Quarter ending December 2018	1,415	→
Variance since December 2017	10.6%	↑



ACTIVITY

Cumulative percentage of contracted UDA delivered 2018 & 2019



Adjusted Scheduled Activity (UDA)		
Month	2018	2019
April	34	-27
May	262	306
June	527	611
July	859	961
August	1,141	1,505
September	1,286	1,705
October	1,498	2,125
November	2,012	2,424
December	2,413	2,715
January	2,644	
February	3,124	
March	3,769	
April	4,366	
May	4,366	
June	4,367	

QUALITY

	Quantity	Base Number	Contract	AT	Region	England
% of FP17s for the same patient ID Re-attending within 3 months - Children	107	757	14.1%	10.2%	11.8%	11.8%
% of FP17s for the same patient ID Re-attending within 3 months - Adults	183	789	23.2%	15.7%	16.7%	15.6%
% of FP17s for the same patient ID Re-attending between 3 & 9 months - Children	441	757	58.3%	48.3%	48.6%	58.8%
% of FP17s for the same patient ID Re-attending between 3 & 9 months - Adults	328	789	41.6%	38.5%	39.1%	51.0%
% of FP17s for Band 1 Urgent Courses	192	1,386	13.9%	11.0%	10.6%	9.0%
% of FP17s Relating to Free Repair or Replacements	6	1,386	0.4%	0.5%	0.5%	0.8%
% of FP17s Relating to Continuations	4	1,386	0.3%	0.5%	0.7%	0.9%
% of Patients satisfied with the dentistry they have received	6	7	N/A	87.7%	90.2%	93.2%
% of Patients satisfied with the time they had to wait for an appointment	5	7	N/A	85.7%	85.0%	88.3%

* This is based on patients treated on this contract for their most recent course of treatment. Figures in italics indicate the base number of FP17s or Patient Questionnaire responses are less than 100. N/A is shown where the base number of responses is less than 10 during the period. % is calculated as Quantity/Base number*100

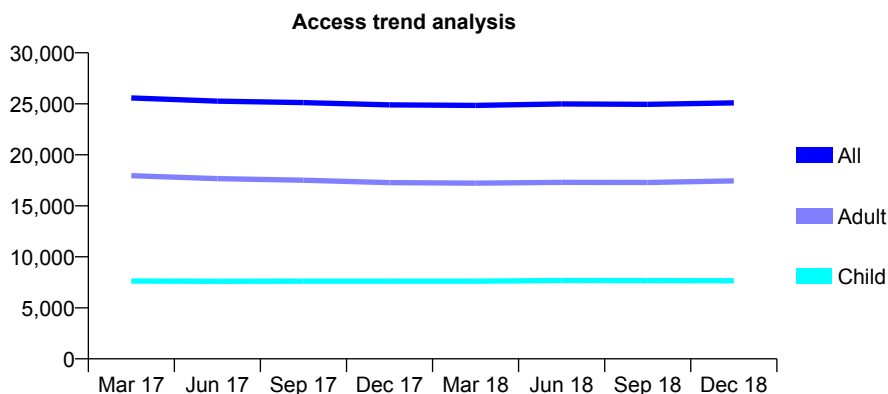
Q62 - Vital Signs At a Glance Contract Report for 112208/0001 - December 2018

Name or company name	Whitehouse Dental Practice Ltd
Contract type name	GDS Contract
Purpose of contract	General
Contract start date	01/02/2015
Contract end date	

18/19 Contracted general activity (UDA)	64,941
Carry forward general activity (UDA)	-762
18/19 Contracted orthodontic activity (UOA)	0
Carry forward orthodontic activity (UOA)	0
Baseline contract value	£1,896,977.37

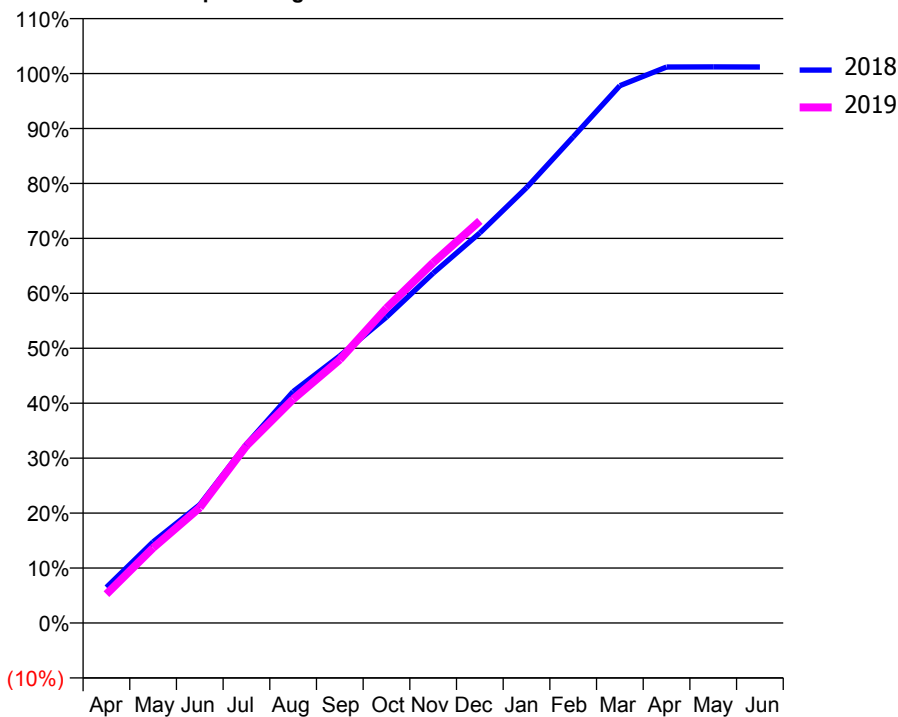
ACCESS*

Patients seen in 24 months	Total	Change since previous quarter
Quarter ending December 2017	24,896	
Quarter ending March 2018	24,844	→
Quarter ending June 2018	24,981	→
Quarter ending September 2018	24,947	→
Quarter ending December 2018	25,093	→
Variance since December 2017	0.8%	→



ACTIVITY

Cumulative percentage of contracted UDA delivered 2018 & 2019



Month	Adjusted Scheduled Activity (UDA)	
	2018	2019
April	4,208	3,412
May	9,587	8,881
June	13,983	13,645
July	21,140	20,945
August	27,355	26,457
September	31,576	31,127
October	36,156	37,214
November	41,343	42,593
December	46,107	47,528
January	51,451	
February	57,445	
March	63,498	
April	65,700	
May	65,720	
June	65,703	

QUALITY

	Quantity	Base Number	Contract	AT	Region	England
% of FP17s for the same patient ID Re-attending within 3 months - Children	656	7,219	9.1%	10.2%	11.8%	11.8%
% of FP17s for the same patient ID Re-attending within 3 months - Adults	1,982	14,268	13.9%	15.7%	16.7%	15.6%
% of FP17s for the same patient ID Re-attending between 3 & 9 months - Children	3,067	7,219	42.5%	48.3%	48.6%	58.8%
% of FP17s for the same patient ID Re-attending between 3 & 9 months - Adults	4,302	14,268	30.2%	38.5%	39.1%	51.0%
% of FP17s for Band 1 Urgent Courses	3,754	20,513	18.3%	11.0%	10.6%	9.0%
% of FP17s Relating to Free Repair or Replacements	46	20,513	0.2%	0.5%	0.5%	0.8%
% of FP17s Relating to Continuations	38	20,513	0.2%	0.5%	0.7%	0.9%
% of Patients satisfied with the dentistry they have received	6	6	N/A	87.7%	90.2%	93.2%
% of Patients satisfied with the time they had to wait for an appointment	4	6	N/A	85.7%	85.0%	88.3%

* This is based on patients treated on this contract for their most recent course of treatment. Figures in italics indicate the base number of FP17s or Patient Questionnaire responses are less than 100. N/A is shown where the base number of responses is less than 10 during the period. % is calculated as Quantity/Base number*100

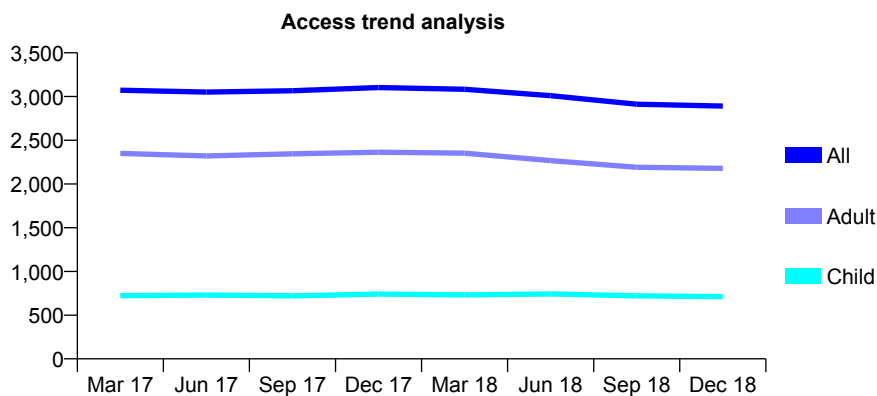
Q62 - Vital Signs At a Glance Contract Report for 113719/0001 - December 2018

Name or company name	Dr P Patel & Dr A Thethy
Contract type name	GDS Contract
Purpose of contract	General
Contract start date	01/04/2014
Contract end date	

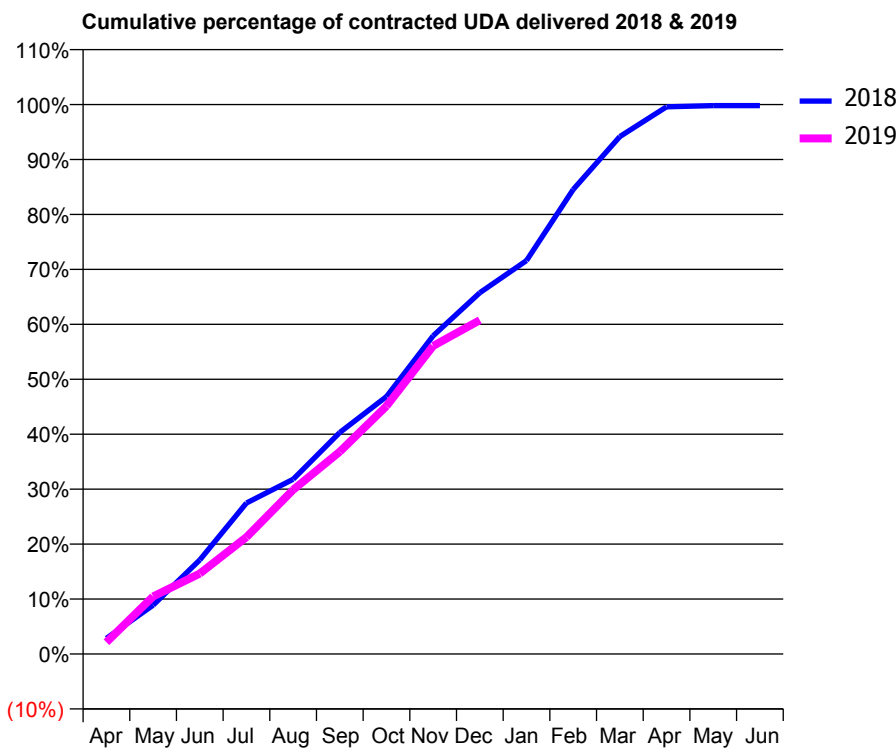
18/19 Contracted general activity (UDA)	10,050
Carry forward general activity (UDA)	20
18/19 Contracted orthodontic activity (UOA)	0
Carry forward orthodontic activity (UOA)	0
Baseline contract value	£313,262.35

ACCESS*

Patients seen in 24 months	Total	Change since previous quarter
Quarter ending December 2017	3,103	
Quarter ending March 2018	3,083	→
Quarter ending June 2018	3,009	↓
Quarter ending September 2018	2,912	↓
Quarter ending December 2018	2,891	→
Variance since December 2017	(6.8%)	↓



ACTIVITY



Adjusted Scheduled Activity (UDA)		
Month	2018	2019
April	287	215
May	894	1,053
June	1,721	1,472
July	2,763	2,138
August	3,197	3,003
September	4,052	3,700
October	4,708	4,535
November	5,821	5,635
December	6,608	6,106
January	7,195	
February	8,497	
March	9,464	
April	10,009	
May	10,030	
June	10,030	

QUALITY

	Quantity	Base Number	Contract	AT	Region	England
% of FP17s for the same patient ID Re-attending within 3 months - Children	17	549	3.1%	10.2%	11.8%	11.8%
% of FP17s for the same patient ID Re-attending within 3 months - Adults	173	1,470	11.8%	15.7%	16.7%	15.6%
% of FP17s for the same patient ID Re-attending between 3 & 9 months - Children	245	549	44.6%	48.3%	48.6%	58.8%
% of FP17s for the same patient ID Re-attending between 3 & 9 months - Adults	512	1,470	34.8%	38.5%	39.1%	51.0%
% of FP17s for Band 1 Urgent Courses	144	1,918	7.5%	11.0%	10.6%	9.0%
% of FP17s Relating to Free Repair or Replacements	5	1,918	0.3%	0.5%	0.5%	0.8%
% of FP17s Relating to Continuations	4	1,918	0.2%	0.5%	0.7%	0.9%
% of Patients satisfied with the dentistry they have received	1	1	N/A	87.7%	90.2%	93.2%
% of Patients satisfied with the time they had to wait for an appointment	1	1	N/A	85.7%	85.0%	88.3%

* This is based on patients treated on this contract for their most recent course of treatment. Figures in italics indicate the base number of FP17s or Patient Questionnaire responses are less than 100. N/A is shown where the base number of responses is less than 10 during the period. % is calculated as Quantity/Base number*100

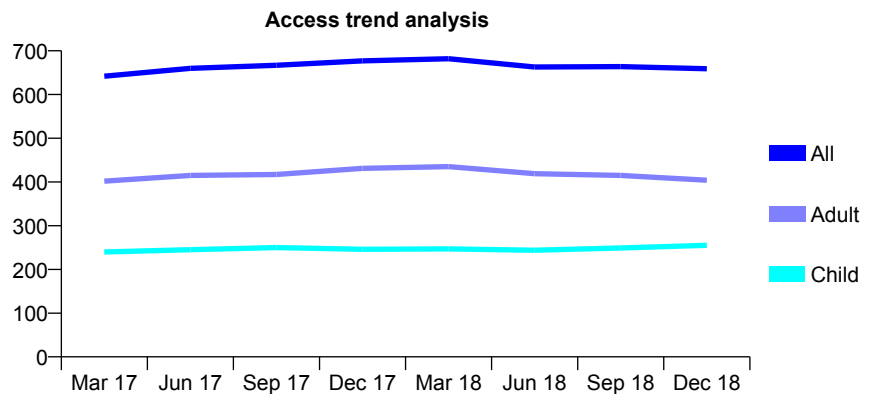
Q62 - Vital Signs At a Glance Contract Report for 114561/0001 - December 2018

Name or company name	Kenton Clinic
Contract type name	GDS Contract
Purpose of contract	General
Contract start date	01/09/2010
Contract end date	

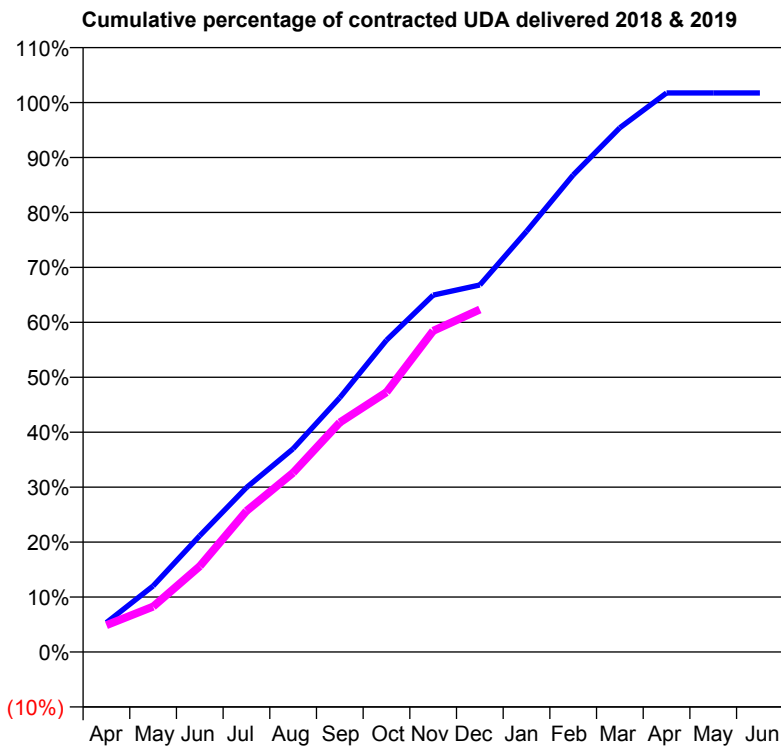
18/19 Contracted general activity (UDA)	1,658
Carry forward general activity (UDA)	-29
18/19 Contracted orthodontic activity (UOA)	0
Carry forward orthodontic activity (UOA)	0
Baseline contract value	£36,651.68

ACCESS*

Patients seen in 24 months	Total	Change since previous quarter
Quarter ending December 2017	677	
Quarter ending March 2018	682	→
Quarter ending June 2018	663	↓
Quarter ending September 2018	664	→
Quarter ending December 2018	659	→
Variance since December 2017	(2.7%)	↓



ACTIVITY



Month	Adjusted Scheduled Activity (UDA)	
	2018	2019
April	89	81
May	199	137
June	351	259
July	496	425
August	613	541
September	767	693
October	941	784
November	1,077	969
December	1,108	1,034
January	1,269	
February	1,439	
March	1,582	
April	1,687	
May	1,687	
June	1,687	

QUALITY

	Quantity	Base Number	Contract	AT	Region	England
% of FP17s for the same patient ID Re-attending within 3 months - Children	14	270	5.2%	10.2%	11.8%	11.8%
% of FP17s for the same patient ID Re-attending within 3 months - Adults	45	327	13.8%	15.7%	16.7%	15.6%
% of FP17s for the same patient ID Re-attending between 3 & 9 months - Children	172	270	63.7%	48.3%	48.6%	58.8%
% of FP17s for the same patient ID Re-attending between 3 & 9 months - Adults	141	327	43.1%	38.5%	39.1%	51.0%
% of FP17s for Band 1 Urgent Courses	53	555	9.5%	11.0%	10.6%	9.0%
% of FP17s Relating to Free Repair or Replacements	1	555	0.2%	0.5%	0.5%	0.8%
% of FP17s Relating to Continuations	3	555	0.5%	0.5%	0.7%	0.9%
% of Patients satisfied with the dentistry they have received	0	0	N/A	87.7%	90.2%	93.2%
% of Patients satisfied with the time they had to wait for an appointment	0	0	N/A	85.7%	85.0%	88.3%

* This is based on patients treated on this contract for their most recent course of treatment. Figures in italics indicate the base number of FP17s or Patient Questionnaire responses are less than 100. N/A is shown where the base number of responses is less than 10 during the period. % is calculated as Quantity/Base number*100

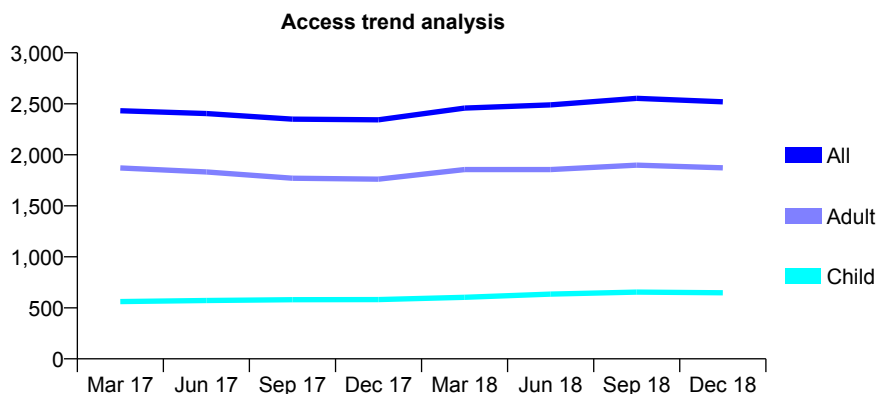
Q62 - Vital Signs At a Glance Contract Report for 115223/0001 - December 2018

Name or company name	Northfields Dental Practice
Contract type name	GDS Contract
Purpose of contract	General
Contract start date	01/07/2014
Contract end date	

18/19 Contracted general activity (UDA)	5,933
Carry forward general activity (UDA)	-119
18/19 Contracted orthodontic activity (UOA)	0
Carry forward orthodontic activity (UOA)	0
Baseline contract value	£149,257.87

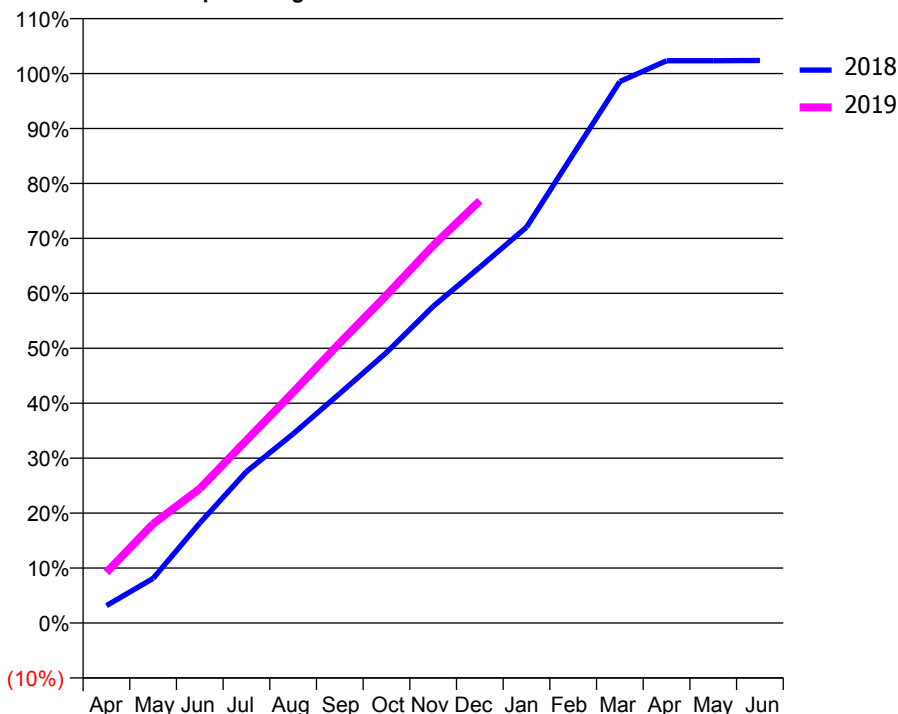
ACCESS*

Patients seen in 24 months	Total	Change since previous quarter
Quarter ending December 2017	2,343	
Quarter ending March 2018	2,458	↑
Quarter ending June 2018	2,490	→
Quarter ending September 2018	2,553	↑
Quarter ending December 2018	2,520	↓
Variance since December 2017	7.6%	↑



ACTIVITY

Cumulative percentage of contracted UDA delivered 2018 & 2019



Month	Adjusted Scheduled Activity (UDA)	
	2018	2019
April	187	547
May	482	1,070
June	1,080	1,450
July	1,635	1,973
August	2,043	2,492
September	2,479	3,024
October	2,921	3,540
November	3,418	4,075
December	3,843	4,559
January	4,275	
February	5,062	
March	5,846	
April	6,071	
May	6,070	
June	6,073	

QUALITY

	Quantity	Base Number	Contract	AT	Region	England
% of FP17s for the same patient ID Re-attending within 3 months - Children	48	614	7.8%	10.2%	11.8%	11.8%
% of FP17s for the same patient ID Re-attending within 3 months - Adults	279	1,671	16.7%	15.7%	16.7%	15.6%
% of FP17s for the same patient ID Re-attending between 3 & 9 months - Children	247	614	40.2%	48.3%	48.6%	58.8%
% of FP17s for the same patient ID Re-attending between 3 & 9 months - Adults	662	1,671	39.6%	38.5%	39.1%	51.0%
% of FP17s for Band 1 Urgent Courses	275	2,197	12.5%	11.0%	10.6%	9.0%
% of FP17s Relating to Free Repair or Replacements	23	2,197	1.0%	0.5%	0.5%	0.8%
% of FP17s Relating to Continuations	6	2,197	0.3%	0.5%	0.7%	0.9%
% of Patients satisfied with the dentistry they have received	0	0	N/A	87.7%	90.2%	93.2%
% of Patients satisfied with the time they had to wait for an appointment	0	0	N/A	85.7%	85.0%	88.3%

* This is based on patients treated on this contract for their most recent course of treatment. Figures in italics indicate the base number of FP17s or Patient Questionnaire responses are less than 100. N/A is shown where the base number of responses is less than 10 during the period. % is calculated as Quantity/Base number*100

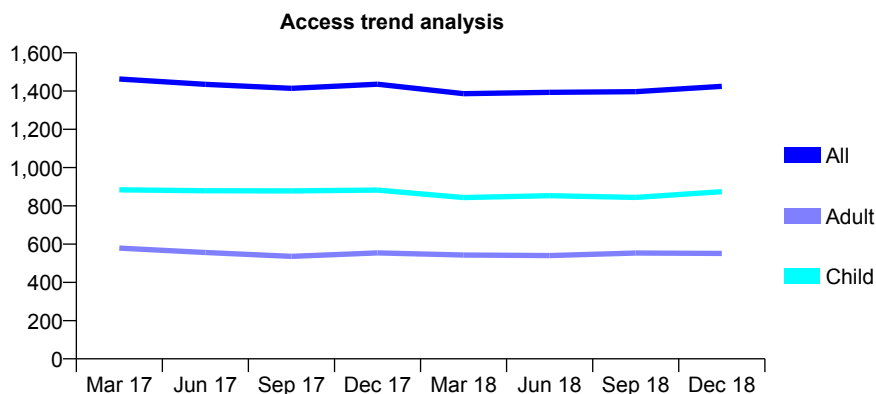
Q62 - Vital Signs At a Glance Contract Report for 115401/0001 - December 2018

Name or company name	M Ali, M Mawjee & A Paul
Contract type name	GDS Contract
Purpose of contract	General
Contract start date	01/06/2012
Contract end date	

18/19 Contracted general activity (UDA)	3,005
Carry forward general activity (UDA)	120
18/19 Contracted orthodontic activity (UOA)	0
Carry forward orthodontic activity (UOA)	0
Baseline contract value	£68,657.83

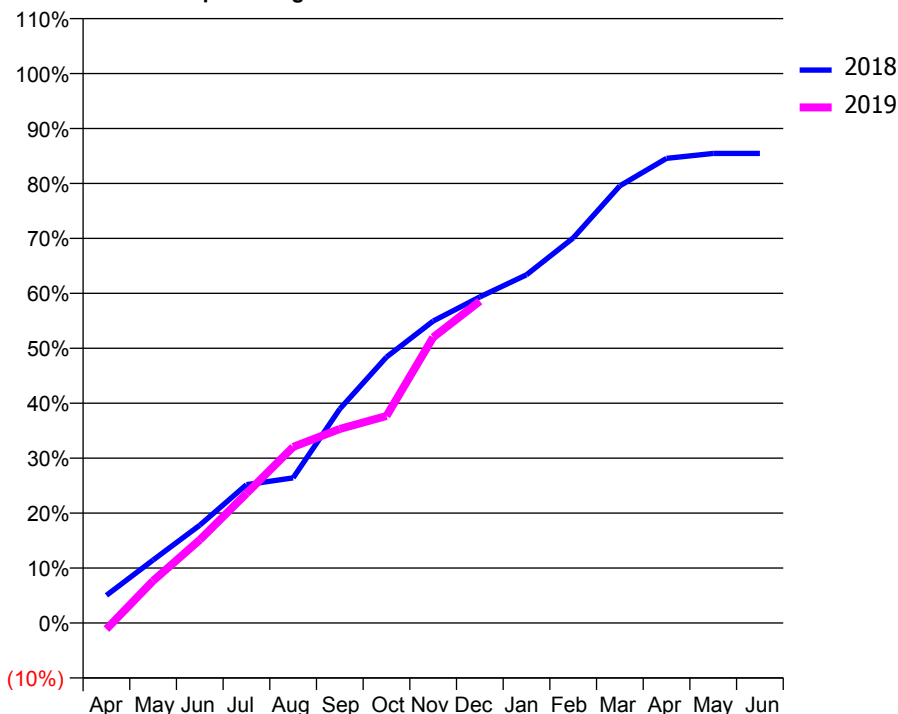
ACCESS*

Patients seen in 24 months	Total	Change since previous quarter
Quarter ending December 2017	1,436	
Quarter ending March 2018	1,386	↓
Quarter ending June 2018	1,393	→
Quarter ending September 2018	1,397	→
Quarter ending December 2018	1,425	↑
Variance since December 2017	(0.8%)	→



ACTIVITY

Cumulative percentage of contracted UDA delivered 2018 & 2019



Month	Adjusted Scheduled Activity (UDA)	
	2018	2019
April	152	-34
May	344	231
June	535	455
July	757	709
August	794	963
September	1,171	1,061
October	1,455	1,132
November	1,651	1,562
December	1,783	1,760
January	1,905	
February	2,106	
March	2,390	
April	2,541	
May	2,568	
June	2,568	

QUALITY

	Quantity	Base Number	Contract	AT	Region	England
% of FP17s for the same patient ID Re-attending within 3 months - Children	75	957	7.8%	10.2%	11.8%	11.8%
% of FP17s for the same patient ID Re-attending within 3 months - Adults	34	371	9.2%	15.7%	16.7%	15.6%
% of FP17s for the same patient ID Re-attending between 3 & 9 months - Children	487	957	50.9%	48.3%	48.6%	58.8%
% of FP17s for the same patient ID Re-attending between 3 & 9 months - Adults	100	371	27.0%	38.5%	39.1%	51.0%
% of FP17s for Band 1 Urgent Courses	60	1,255	4.8%	11.0%	10.6%	9.0%
% of FP17s Relating to Free Repair or Replacements	1	1,255	0.1%	0.5%	0.5%	0.8%
% of FP17s Relating to Continuations	1	1,255	0.1%	0.5%	0.7%	0.9%
% of Patients satisfied with the dentistry they have received	0	0	N/A	87.7%	90.2%	93.2%
% of Patients satisfied with the time they had to wait for an appointment	0	0	N/A	85.7%	85.0%	88.3%

* This is based on patients treated on this contract for their most recent course of treatment. Figures in italics indicate the base number of FP17s or Patient Questionnaire responses are less than 100. N/A is shown where the base number of responses is less than 10 during the period. % is calculated as Quantity/Base number*100

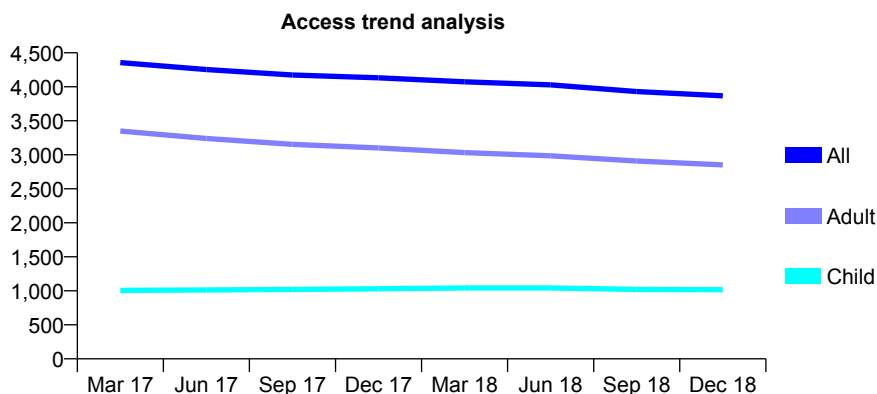
Q62 - Vital Signs At a Glance Contract Report for 116572/0001 - December 2018

Name or company name	Pearl Dental Care Centre
Contract type name	GDS Contract
Purpose of contract	General
Contract start date	01/01/2015
Contract end date	

18/19 Contracted general activity (UDA)	13,336
Carry forward general activity (UDA)	45
18/19 Contracted orthodontic activity (UOA)	0
Carry forward orthodontic activity (UOA)	0
Baseline contract value	£316,597.73

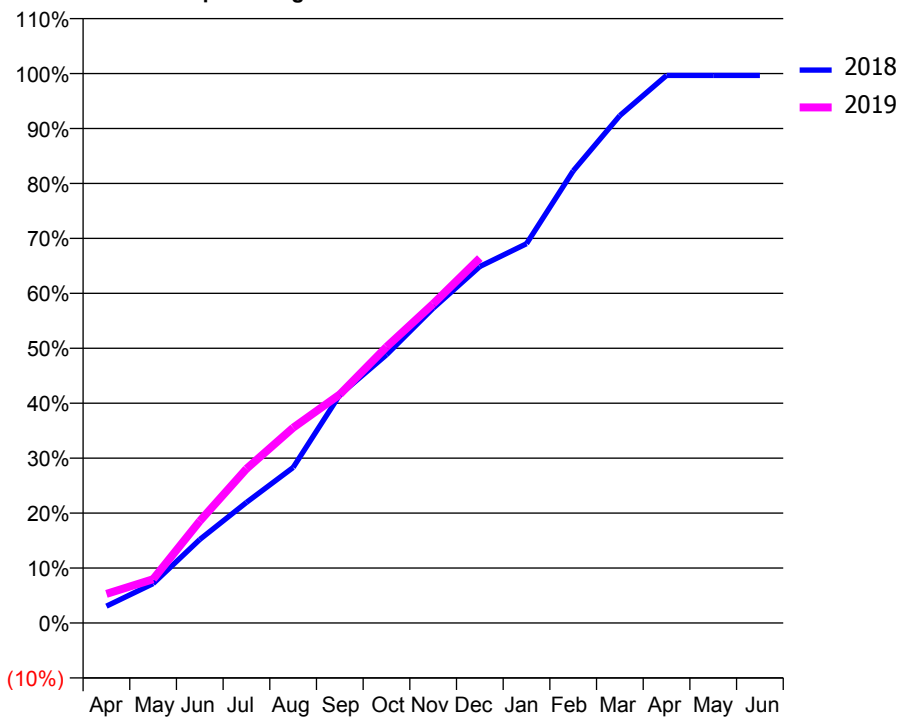
ACCESS*

Patients seen in 24 months	Total	Change since previous quarter
Quarter ending December 2017	4,132	
Quarter ending March 2018	4,074	↓
Quarter ending June 2018	4,028	↓
Quarter ending September 2018	3,930	↓
Quarter ending December 2018	3,868	↓
Variance since December 2017	(6.4%)	↓



ACTIVITY

Cumulative percentage of contracted UDA delivered 2018 & 2019



Month	Adjusted Scheduled Activity (UDA)	
	2018	2019
April	410	708
May	958	1,063
June	2,027	2,474
July	2,927	3,741
August	3,775	4,740
September	5,538	5,547
October	6,510	6,700
November	7,639	7,747
December	8,651	8,857
January	9,205	
February	10,973	
March	12,315	
April	13,291	
May	13,291	
June	13,291	

QUALITY

	Quantity	Base Number	Contract	AT	Region	England
% of FP17s for the same patient ID Re-attending within 3 months - Children	119	1,256	9.5%	10.2%	11.8%	11.8%
% of FP17s for the same patient ID Re-attending within 3 months - Adults	387	2,839	13.6%	15.7%	16.7%	15.6%
% of FP17s for the same patient ID Re-attending between 3 & 9 months - Children	771	1,256	61.4%	48.3%	48.6%	58.8%
% of FP17s for the same patient ID Re-attending between 3 & 9 months - Adults	1,474	2,839	51.9%	38.5%	39.1%	51.0%
% of FP17s for Band 1 Urgent Courses	355	3,807	9.3%	11.0%	10.6%	9.0%
% of FP17s Relating to Free Repair or Replacements	42	3,807	1.1%	0.5%	0.5%	0.8%
% of FP17s Relating to Continuations	67	3,807	1.8%	0.5%	0.7%	0.9%
% of Patients satisfied with the dentistry they have received	2	2	N/A	87.7%	90.2%	93.2%
% of Patients satisfied with the time they had to wait for an appointment	2	2	N/A	85.7%	85.0%	88.3%

* This is based on patients treated on this contract for their most recent course of treatment. Figures in italics indicate the base number of FP17s or Patient Questionnaire responses are less than 100. N/A is shown where the base number of responses is less than 10 during the period. % is calculated as Quantity/Base number*100

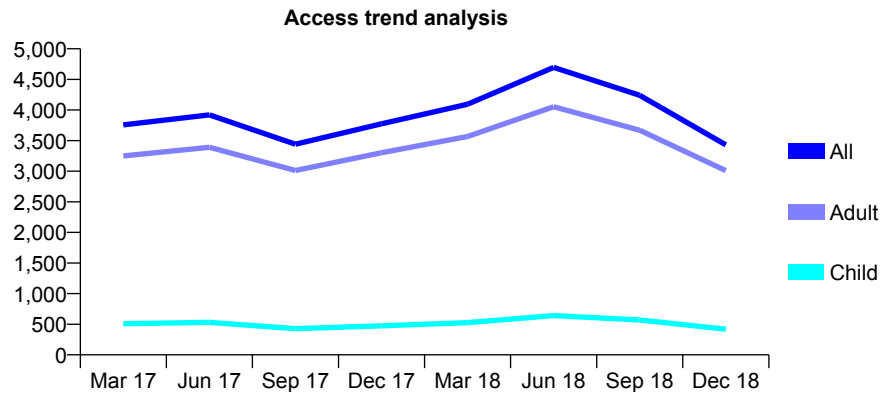
Q62 - Vital Signs At a Glance Contract Report for 116874/0001 - December 2018

Name or company name	S & Y Golar
Contract type name	GDS Contract
Purpose of contract	General
Contract start date	01/04/2010
Contract end date	

18/19 Contracted general activity (UDA)	15,530
Carry forward general activity (UDA)	0
18/19 Contracted orthodontic activity (UOA)	0
Carry forward orthodontic activity (UOA)	0
Baseline contract value	£526,607.17

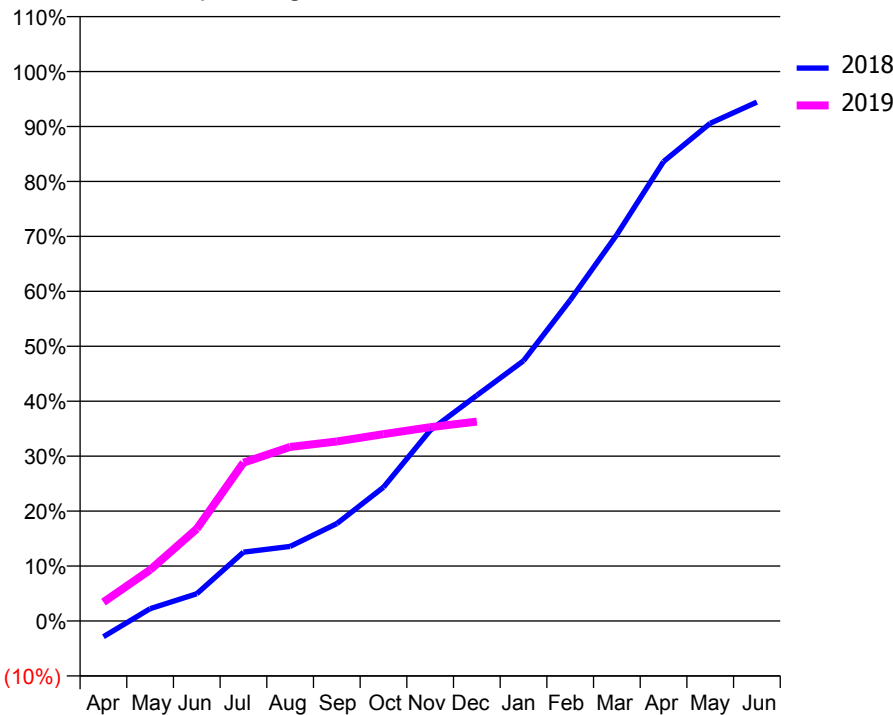
ACCESS*

Patients seen in 24 months	Total	Change since previous quarter
Quarter ending December 2017	3,775	
Quarter ending March 2018	4,095	↑
Quarter ending June 2018	4,695	↑
Quarter ending September 2018	4,241	↓
Quarter ending December 2018	3,430	↓
Variance since December 2017	(9.1%)	↓



ACTIVITY

Cumulative percentage of contracted UDA delivered 2018 & 2019



Month	Adjusted Scheduled Activity (UDA)	
	2018	2019
April	-446	533
May	347	1,443
June	771	2,604
July	1,947	4,474
August	2,110	4,921
September	2,752	5,074
October	3,782	5,281
November	5,387	5,479
December	6,377	5,636
January	7,353	
February	9,069	
March	10,918	
April	12,984	
May	14,065	
June	14,667	

QUALITY

	Quantity	Base Number	Contract	AT	Region	England
% of FP17s for the same patient ID Re-attending within 3 months - Children	50	419	11.9%	10.2%	11.8%	11.8%
% of FP17s for the same patient ID Re-attending within 3 months - Adults	503	2,450	20.5%	15.7%	16.7%	15.6%
% of FP17s for the same patient ID Re-attending between 3 & 9 months - Children	116	419	27.7%	48.3%	48.6%	58.8%
% of FP17s for the same patient ID Re-attending between 3 & 9 months - Adults	539	2,450	22.0%	38.5%	39.1%	51.0%
% of FP17s for Band 1 Urgent Courses	356	1,725	20.6%	11.0%	10.6%	9.0%
% of FP17s Relating to Free Repair or Replacements	30	1,725	1.7%	0.5%	0.5%	0.8%
% of FP17s Relating to Continuations	36	1,725	2.1%	0.5%	0.7%	0.9%
% of Patients satisfied with the dentistry they have received	2	4	N/A	87.7%	90.2%	93.2%
% of Patients satisfied with the time they had to wait for an appointment	3	4	N/A	85.7%	85.0%	88.3%

* This is based on patients treated on this contract for their most recent course of treatment. Figures in italics indicate the base number of FP17s or Patient Questionnaire responses are less than 100. N/A is shown where the base number of responses is less than 10 during the period. % is calculated as Quantity/Base number*100

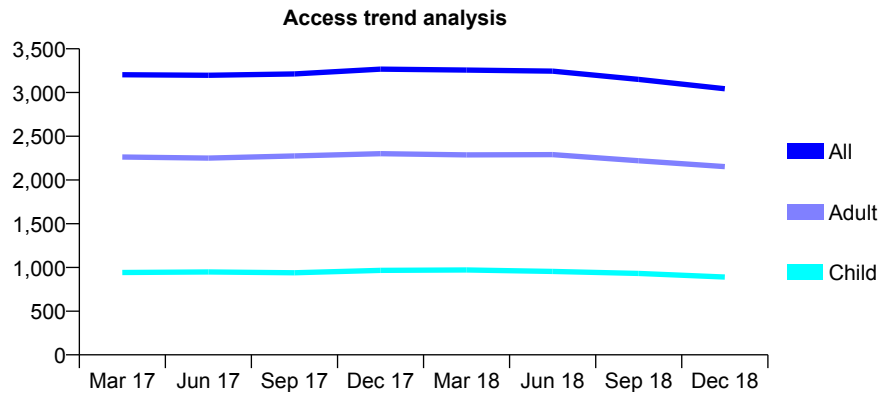
Q62 - Vital Signs At a Glance Contract Report for 118338/0001 - December 2018

Name or company name	Confident Dental Practices Ltd
Contract type name	PDS Contract
Purpose of contract	General
Contract start date	01/12/2010
Contract end date	30/11/2020

18/19 Contracted general activity (UDA)	10,363
Carry forward general activity (UDA)	0
18/19 Contracted orthodontic activity (UOA)	0
Carry forward orthodontic activity (UOA)	0
Baseline contract value	£312,288.36

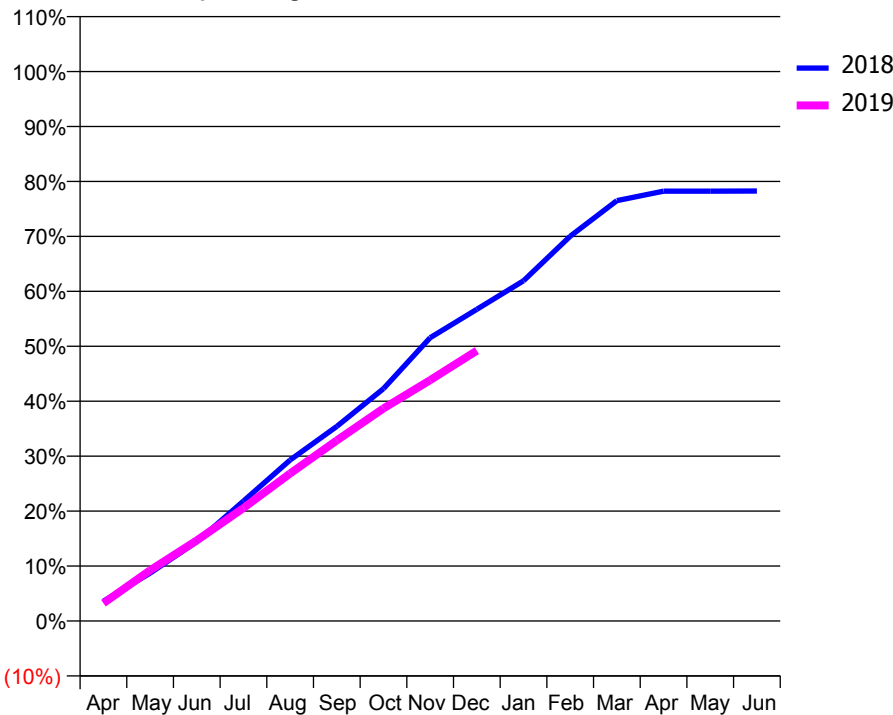
ACCESS*

Patients seen in 24 months	Total	Change since previous quarter
Quarter ending December 2017	3,267	
Quarter ending March 2018	3,257	→
Quarter ending June 2018	3,244	→
Quarter ending September 2018	3,150	↓
Quarter ending December 2018	3,043	↓
Variance since December 2017	(6.9%)	↓



ACTIVITY

Cumulative percentage of contracted UDA delivered 2018 & 2019



Month	Adjusted Scheduled Activity (UDA)	
	2018	2019
April	374	336
May	905	957
June	1,496	1,519
July	2,261	2,130
August	3,038	2,782
September	3,669	3,406
October	4,383	4,010
November	5,343	4,544
December	5,878	5,100
January	6,416	
February	7,256	
March	7,927	
April	8,106	
May	8,107	
June	8,110	

QUALITY

	Quantity	Base Number	Contract	AT	Region	England
% of FP17s for the same patient ID Re-attending within 3 months - Children	45	693	6.5%	10.2%	11.8%	11.8%
% of FP17s for the same patient ID Re-attending within 3 months - Adults	161	1,408	11.4%	15.7%	16.7%	15.6%
% of FP17s for the same patient ID Re-attending between 3 & 9 months - Children	256	693	36.9%	48.3%	48.6%	58.8%
% of FP17s for the same patient ID Re-attending between 3 & 9 months - Adults	467	1,408	33.2%	38.5%	39.1%	51.0%
% of FP17s for Band 1 Urgent Courses	164	2,027	8.1%	11.0%	10.6%	9.0%
% of FP17s Relating to Free Repair or Replacements	12	2,027	0.6%	0.5%	0.5%	0.8%
% of FP17s Relating to Continuations	27	2,027	1.3%	0.5%	0.7%	0.9%
% of Patients satisfied with the dentistry they have received	0	0	N/A	87.7%	90.2%	93.2%
% of Patients satisfied with the time they had to wait for an appointment	0	0	N/A	85.7%	85.0%	88.3%

* This is based on patients treated on this contract for their most recent course of treatment. Figures in italics indicate the base number of FP17s or Patient Questionnaire responses are less than 100. N/A is shown where the base number of responses is less than 10 during the period. % is calculated as Quantity/Base number*100

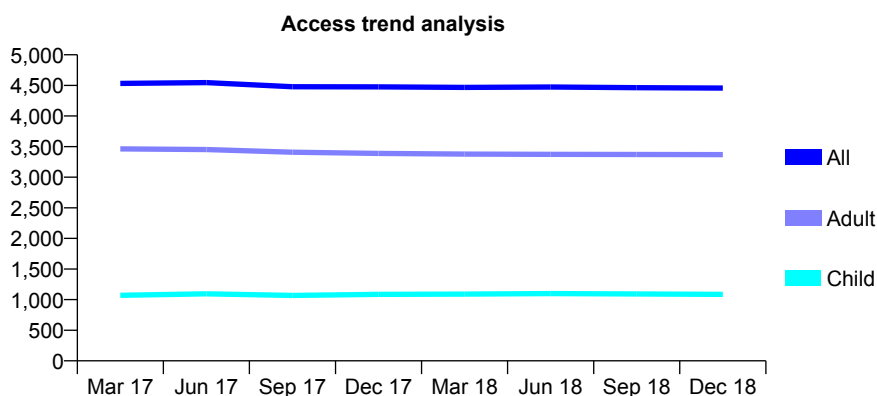
Q62 - Vital Signs At a Glance Contract Report for 119180/0001 - December 2018

Name or company name	Mr B Metha & Mr S Mehta
Contract type name	GDS Contract
Purpose of contract	General
Contract start date	01/07/2011
Contract end date	

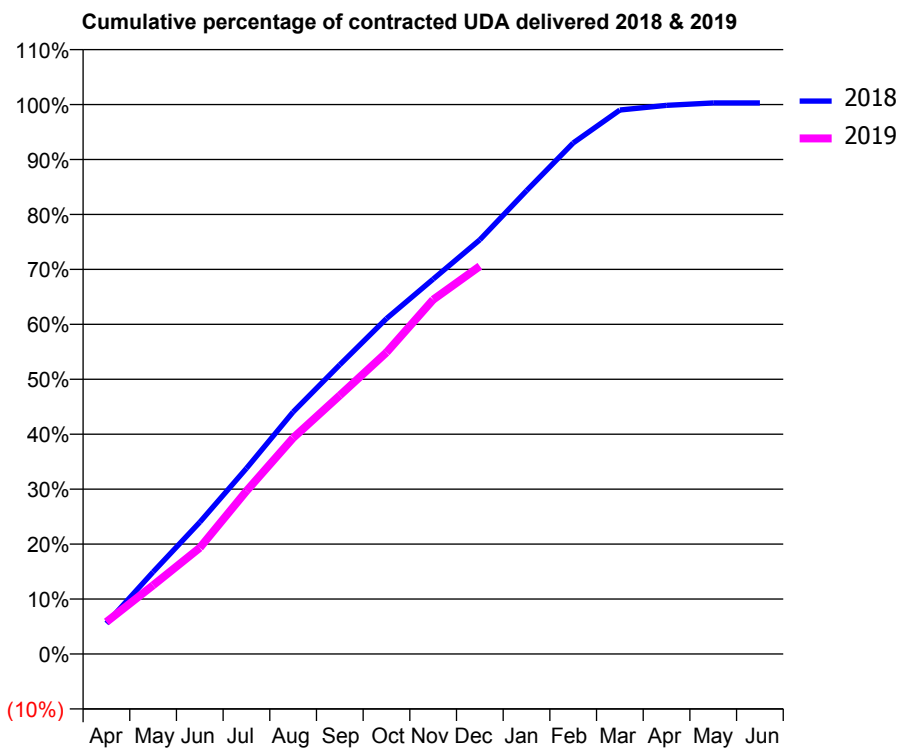
18/19 Contracted general activity (UDA)	12,455
Carry forward general activity (UDA)	-36
18/19 Contracted orthodontic activity (UOA)	0
Carry forward orthodontic activity (UOA)	0
Baseline contract value	£403,741.66

ACCESS*

Patients seen in 24 months	Total	Change since previous quarter
Quarter ending December 2017	4,475	
Quarter ending March 2018	4,468	→
Quarter ending June 2018	4,474	→
Quarter ending September 2018	4,464	→
Quarter ending December 2018	4,456	→
Variance since December 2017	(0.4%)	→



ACTIVITY



Month	Adjusted Scheduled Activity (UDA)	
	2018	2019
April	694	728
May	1,862	1,558
June	2,987	2,407
July	4,210	3,694
August	5,487	4,898
September	6,557	5,861
October	7,604	6,834
November	8,498	8,031
December	9,390	8,791
January	10,502	
February	11,584	
March	12,329	
April	12,436	
May	12,490	
June	12,491	

QUALITY

	Quantity	Base Number	Contract	AT	Region	England
% of FP17s for the same patient ID Re-attending within 3 months - Children	127	1,307	9.7%	10.2%	11.8%	11.8%
% of FP17s for the same patient ID Re-attending within 3 months - Adults	315	2,764	11.4%	15.7%	16.7%	15.6%
% of FP17s for the same patient ID Re-attending between 3 & 9 months - Children	779	1,307	59.6%	48.3%	48.6%	58.8%
% of FP17s for the same patient ID Re-attending between 3 & 9 months - Adults	1,174	2,764	42.5%	38.5%	39.1%	51.0%
% of FP17s for Band 1 Urgent Courses	252	3,989	6.3%	11.0%	10.6%	9.0%
% of FP17s Relating to Free Repair or Replacements	4	3,989	0.1%	0.5%	0.5%	0.8%
% of FP17s Relating to Continuations	28	3,989	0.7%	0.5%	0.7%	0.9%
% of Patients satisfied with the dentistry they have received	2	2	N/A	87.7%	90.2%	93.2%
% of Patients satisfied with the time they had to wait for an appointment	2	2	N/A	85.7%	85.0%	88.3%

* This is based on patients treated on this contract for their most recent course of treatment. Figures in italics indicate the base number of FP17s or Patient Questionnaire responses are less than 100. N/A is shown where the base number of responses is less than 10 during the period. % is calculated as Quantity/Base number*100

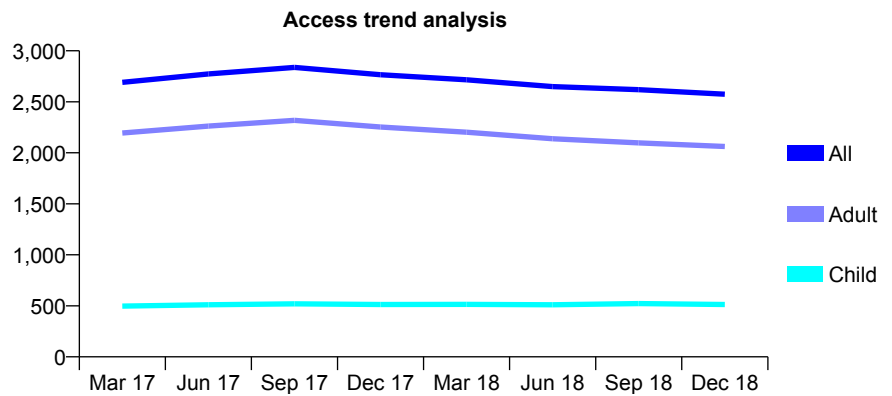
Q62 - Vital Signs At a Glance Contract Report for 124702/0001 - December 2018

Name or company name	S Cowley, R Ingham and J Angelo
Contract type name	GDS Contract
Purpose of contract	General
Contract start date	01/01/2015
Contract end date	

18/19 Contracted general activity (UDA)	13,793
Carry forward general activity (UDA)	402
18/19 Contracted orthodontic activity (UOA)	0
Carry forward orthodontic activity (UOA)	0
Baseline contract value	£456,949.48

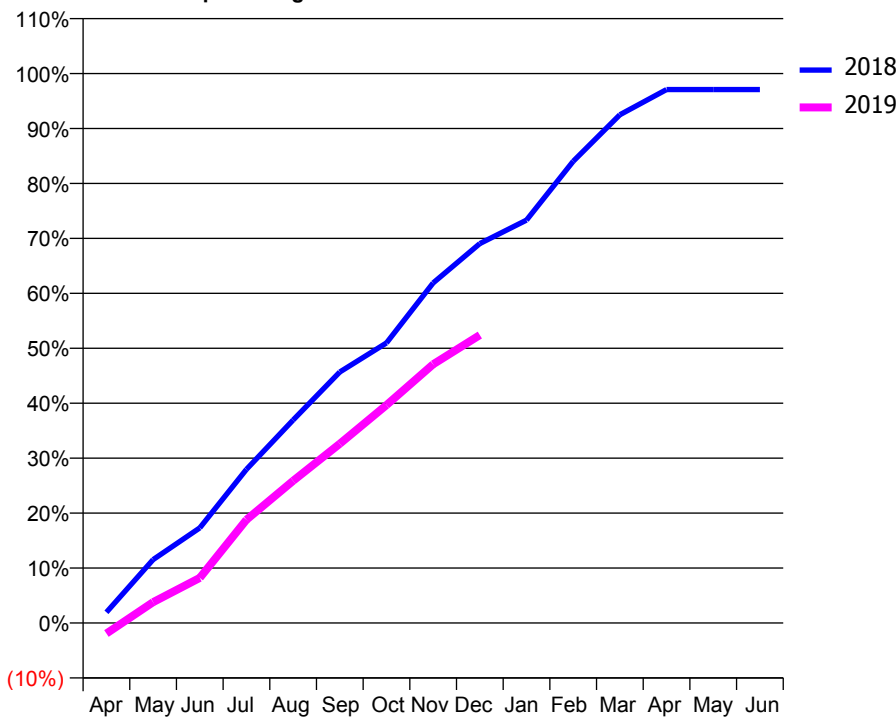
ACCESS*

Patients seen in 24 months	Total	Change since previous quarter
Quarter ending December 2017	2,766	
Quarter ending March 2018	2,716	↓
Quarter ending June 2018	2,649	↓
Quarter ending September 2018	2,619	↓
Quarter ending December 2018	2,575	↓
Variance since December 2017	(6.9%)	↓



ACTIVITY

Cumulative percentage of contracted UDA delivered 2018 & 2019



Month	Adjusted Scheduled Activity (UDA)	
	2018	2019
April	269	-265
May	1,590	523
June	2,390	1,132
July	3,857	2,592
August	5,098	3,570
September	6,300	4,499
October	7,030	5,472
November	8,536	6,496
December	9,524	7,228
January	10,114	
February	11,591	
March	12,756	
April	13,391	
May	13,391	
June	13,391	

QUALITY

	Quantity	Base Number	Contract	AT	Region	England
% of FP17s for the same patient ID Re-attending within 3 months - Children	33	440	7.5%	10.2%	11.8%	11.8%
% of FP17s for the same patient ID Re-attending within 3 months - Adults	280	1,627	17.2%	15.7%	16.7%	15.6%
% of FP17s for the same patient ID Re-attending between 3 & 9 months - Children	198	440	45.0%	48.3%	48.6%	58.8%
% of FP17s for the same patient ID Re-attending between 3 & 9 months - Adults	618	1,627	38.0%	38.5%	39.1%	51.0%
% of FP17s for Band 1 Urgent Courses	311	1,961	15.9%	11.0%	10.6%	9.0%
% of FP17s Relating to Free Repair or Replacements	7	1,961	0.4%	0.5%	0.5%	0.8%
% of FP17s Relating to Continuations	33	1,961	1.7%	0.5%	0.7%	0.9%
% of Patients satisfied with the dentistry they have received	0	0	N/A	87.7%	90.2%	93.2%
% of Patients satisfied with the time they had to wait for an appointment	0	0	N/A	85.7%	85.0%	88.3%

* This is based on patients treated on this contract for their most recent course of treatment. Figures in italics indicate the base number of FP17s or Patient Questionnaire responses are less than 100. N/A is shown where the base number of responses is less than 10 during the period. % is calculated as Quantity/Base number*100

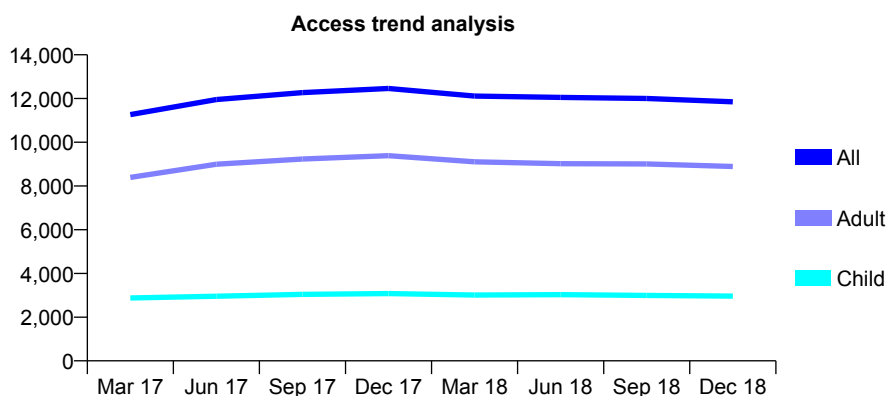
Q62 - Vital Signs At a Glance Contract Report for 125261/0001 - December 2018

Name or company name	Haven Green Clinic Limited
Contract type name	GDS Contract
Purpose of contract	General
Contract start date	01/08/2015
Contract end date	

18/19 Contracted general activity (UDA)	25,243
Carry forward general activity (UDA)	-13
18/19 Contracted orthodontic activity (UOA)	0
Carry forward orthodontic activity (UOA)	0
Baseline contract value	£733,979.33

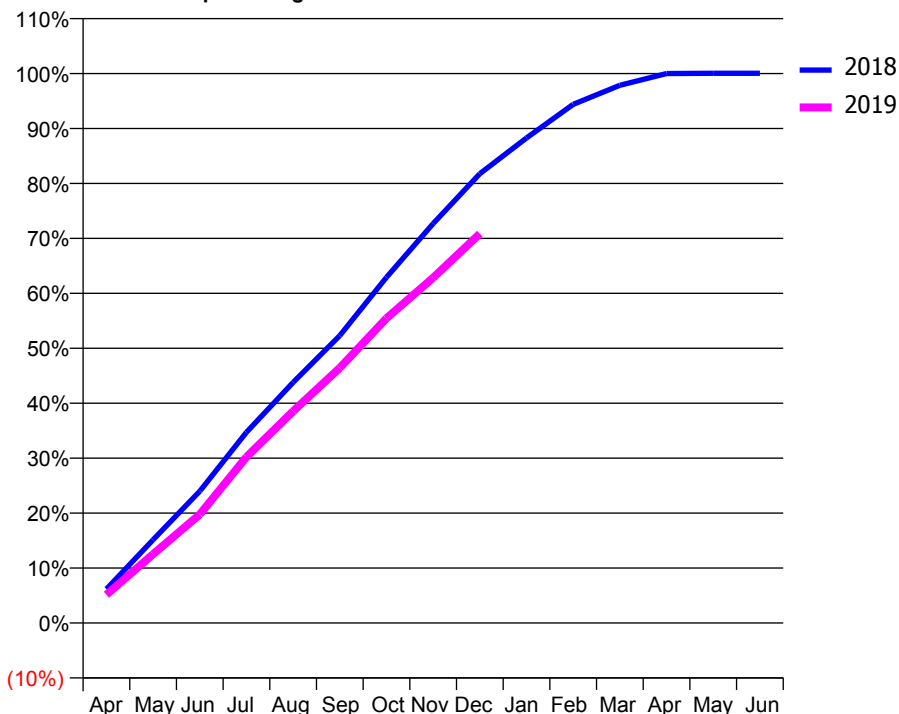
ACCESS*

Patients seen in 24 months	Total	Change since previous quarter
Quarter ending December 2017	12,461	
Quarter ending March 2018	12,115	↓
Quarter ending June 2018	12,050	→
Quarter ending September 2018	12,002	→
Quarter ending December 2018	11,851	↓
Variance since December 2017	(4.9%)	↓



ACTIVITY

Cumulative percentage of contracted UDA delivered 2018 & 2019



Month	Adjusted Scheduled Activity (UDA)	
	2018	2019
April	1,560	1,299
May	3,824	3,164
June	6,055	4,987
July	8,763	7,632
August	11,052	9,732
September	13,201	11,722
October	15,880	14,000
November	18,347	15,861
December	20,639	17,881
January	22,285	
February	23,829	
March	24,705	
April	25,238	
May	25,256	
June	25,256	

QUALITY

	Quantity	Base Number	Contract	AT	Region	England
% of FP17s for the same patient ID Re-attending within 3 months - Children	175	2,717	6.4%	10.2%	11.8%	11.8%
% of FP17s for the same patient ID Re-attending within 3 months - Adults	984	7,294	13.5%	15.7%	16.7%	15.6%
% of FP17s for the same patient ID Re-attending between 3 & 9 months - Children	1,237	2,717	45.5%	48.3%	48.6%	58.8%
% of FP17s for the same patient ID Re-attending between 3 & 9 months - Adults	2,626	7,294	36.0%	38.5%	39.1%	51.0%
% of FP17s for Band 1 Urgent Courses	1,214	9,675	12.5%	11.0%	10.6%	9.0%
% of FP17s Relating to Free Repair or Replacements	82	9,675	0.8%	0.5%	0.5%	0.8%
% of FP17s Relating to Continuations	0	9,675	0.0%	0.5%	0.7%	0.9%
% of Patients satisfied with the dentistry they have received	7	8	N/A	87.7%	90.2%	93.2%
% of Patients satisfied with the time they had to wait for an appointment	7	8	N/A	85.7%	85.0%	88.3%

* This is based on patients treated on this contract for their most recent course of treatment. Figures in italics indicate the base number of FP17s or Patient Questionnaire responses are less than 100. N/A is shown where the base number of responses is less than 10 during the period. % is calculated as Quantity/Base number*100

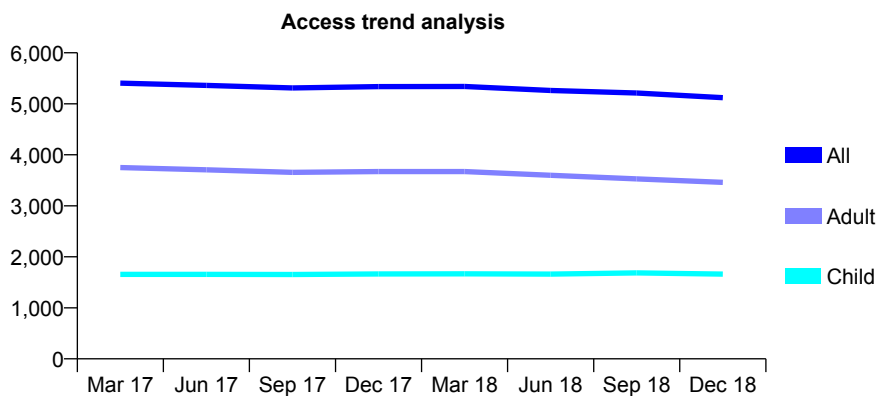
Q62 - Vital Signs At a Glance Contract Report for 129771/0001 - December 2018

Name or company name	Feltham Dental Care
Contract type name	GDS Contract
Purpose of contract	General
Contract start date	01/06/2012
Contract end date	

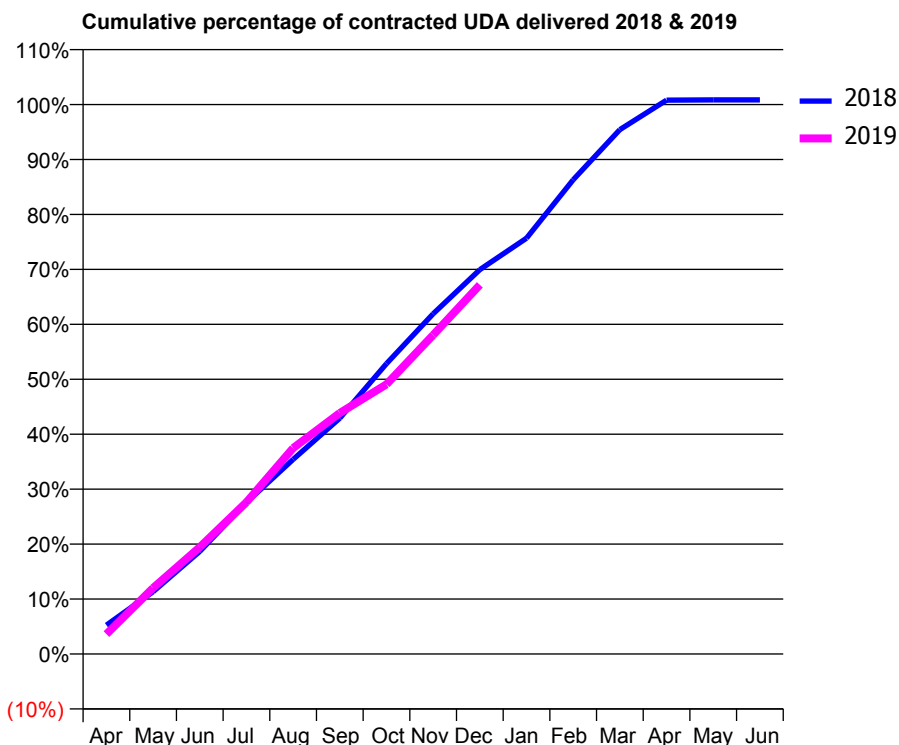
18/19 Contracted general activity (UDA)	15,351
Carry forward general activity (UDA)	-129
18/19 Contracted orthodontic activity (UOA)	0
Carry forward orthodontic activity (UOA)	0
Baseline contract value	£443,158.14

ACCESS*

Patients seen in 24 months	Total	Change since previous quarter
Quarter ending December 2017	5,337	
Quarter ending March 2018	5,339	→
Quarter ending June 2018	5,261	↓
Quarter ending September 2018	5,213	→
Quarter ending December 2018	5,121	↓
Variance since December 2017	(4.0%)	↓



ACTIVITY



Month	Adjusted Scheduled Activity (UDA)	
	2018	2019
April	806	555
May	1,742	1,847
June	2,866	2,987
July	4,232	4,240
August	5,438	5,754
September	6,588	6,735
October	8,110	7,536
November	9,506	8,912
December	10,737	10,312
January	11,619	
February	13,250	
March	14,649	
April	15,473	
May	15,479	
June	15,480	

QUALITY

	Quantity	Base Number	Contract	AT	Region	England
% of FP17s for the same patient ID Re-attending within 3 months - Children	104	1,662	6.3%	10.2%	11.8%	11.8%
% of FP17s for the same patient ID Re-attending within 3 months - Adults	289	2,775	10.4%	15.7%	16.7%	15.6%
% of FP17s for the same patient ID Re-attending between 3 & 9 months - Children	1,004	1,662	60.4%	48.3%	48.6%	58.8%
% of FP17s for the same patient ID Re-attending between 3 & 9 months - Adults	1,347	2,775	48.5%	38.5%	39.1%	51.0%
% of FP17s for Band 1 Urgent Courses	237	4,140	5.7%	11.0%	10.6%	9.0%
% of FP17s Relating to Free Repair or Replacements	20	4,140	0.5%	0.5%	0.5%	0.8%
% of FP17s Relating to Continuations	37	4,140	0.9%	0.5%	0.7%	0.9%
% of Patients satisfied with the dentistry they have received	0	1	N/A	87.7%	90.2%	93.2%
% of Patients satisfied with the time they had to wait for an appointment	1	1	N/A	85.7%	85.0%	88.3%

* This is based on patients treated on this contract for their most recent course of treatment. Figures in italics indicate the base number of FP17s or Patient Questionnaire responses are less than 100. N/A is shown where the base number of responses is less than 10 during the period. % is calculated as Quantity/Base number*100

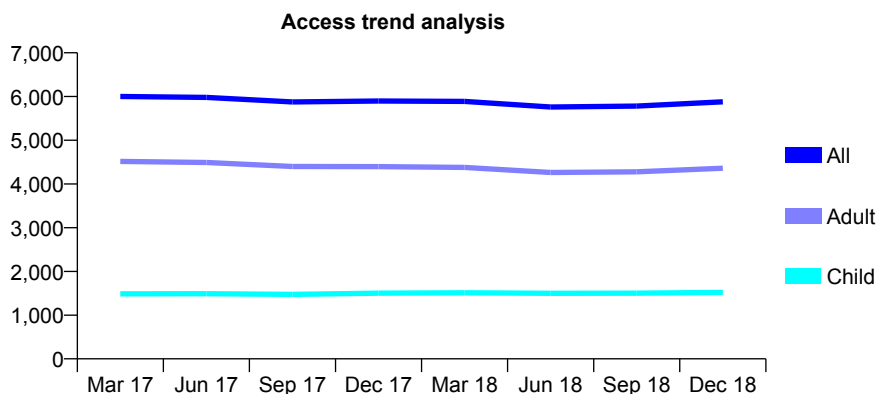
Q62 - Vital Signs At a Glance Contract Report for 130443/0001 - December 2018

Name or company name	Dr. L. Patel
Contract type name	GDS Contract
Purpose of contract	General
Contract start date	01/06/2011
Contract end date	

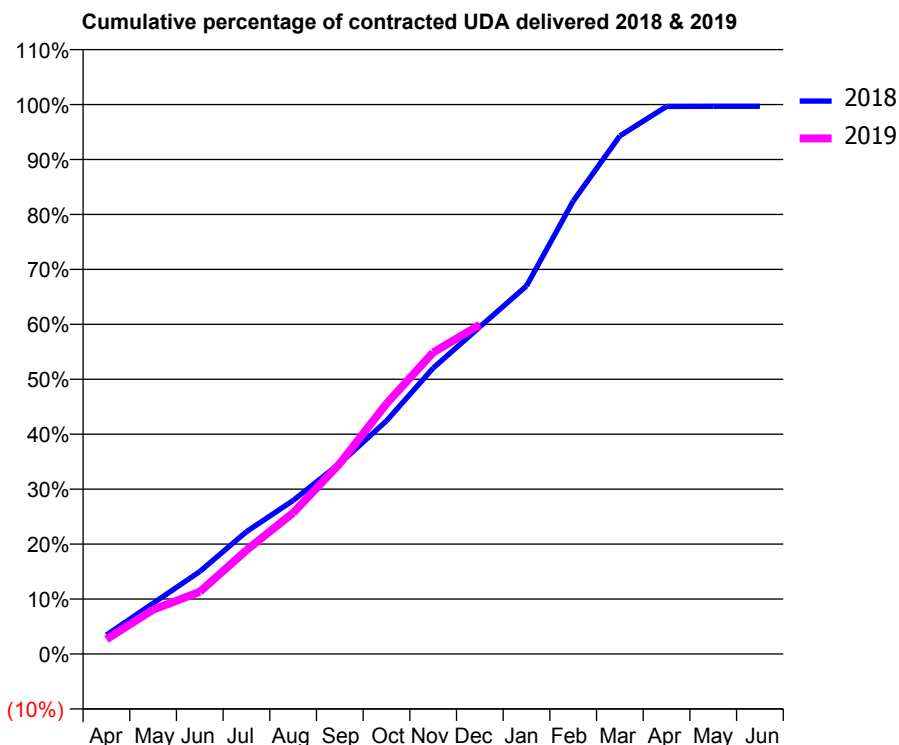
18/19 Contracted general activity (UDA)	14,053
Carry forward general activity (UDA)	47
18/19 Contracted orthodontic activity (UOA)	0
Carry forward orthodontic activity (UOA)	0
Baseline contract value	£312,978.61

ACCESS*

Patients seen in 24 months	Total	Change since previous quarter
Quarter ending December 2017	5,898	
Quarter ending March 2018	5,889	→
Quarter ending June 2018	5,760	↓
Quarter ending September 2018	5,781	→
Quarter ending December 2018	5,880	→
Variance since December 2017	(0.3%)	→



ACTIVITY



Month	Adjusted Scheduled Activity (UDA)	
	2018	2019
April	487	378
May	1,298	1,133
June	2,110	1,592
July	3,128	2,655
August	3,928	3,609
September	4,875	4,872
October	5,964	6,402
November	7,312	7,712
December	8,366	8,423
January	9,414	
February	11,584	
March	13,252	
April	14,004	
May	14,006	
June	14,006	

QUALITY

	Quantity	Base Number	Contract	AT	Region	England
% of FP17s for the same patient ID Re-attending within 3 months - Children	97	1,550	6.3%	10.2%	11.8%	11.8%
% of FP17s for the same patient ID Re-attending within 3 months - Adults	322	3,427	9.4%	15.7%	16.7%	15.6%
% of FP17s for the same patient ID Re-attending between 3 & 9 months - Children	857	1,550	55.3%	48.3%	48.6%	58.8%
% of FP17s for the same patient ID Re-attending between 3 & 9 months - Adults	1,496	3,427	43.7%	38.5%	39.1%	51.0%
% of FP17s for Band 1 Urgent Courses	279	4,097	6.8%	11.0%	10.6%	9.0%
% of FP17s Relating to Free Repair or Replacements	15	4,097	0.4%	0.5%	0.5%	0.8%
% of FP17s Relating to Continuations	6	4,097	0.1%	0.5%	0.7%	0.9%
% of Patients satisfied with the dentistry they have received	1	1	N/A	87.7%	90.2%	93.2%
% of Patients satisfied with the time they had to wait for an appointment	1	1	N/A	85.7%	85.0%	88.3%

* This is based on patients treated on this contract for their most recent course of treatment. Figures in italics indicate the base number of FP17s or Patient Questionnaire responses are less than 100. N/A is shown where the base number of responses is less than 10 during the period. % is calculated as Quantity/Base number*100

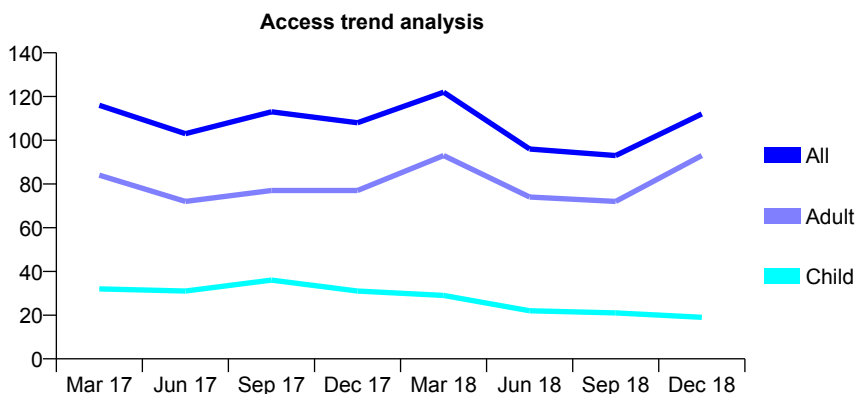
Q62 - Vital Signs At a Glance Contract Report for 134198/0001 - December 2018

Name or company name	Azadeh Vazir and Elham Vazir
Contract type name	GDS Contract
Purpose of contract	General
Contract start date	01/04/2010
Contract end date	

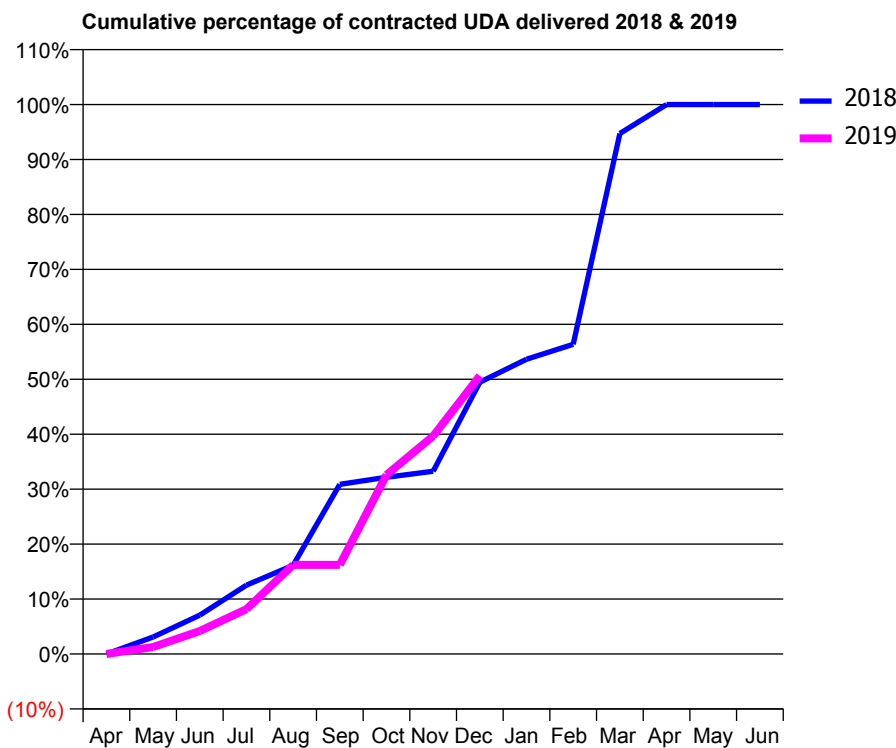
18/19 Contracted general activity (UDA)	551
Carry forward general activity (UDA)	0
18/19 Contracted orthodontic activity (UOA)	0
Carry forward orthodontic activity (UOA)	0
Baseline contract value	£20,240.36

ACCESS*

Patients seen in 24 months	Total	Change since previous quarter
Quarter ending December 2017	108	
Quarter ending March 2018	122	↑
Quarter ending June 2018	96	↓
Quarter ending September 2018	93	↓
Quarter ending December 2018	112	↑
Variance since December 2017	3.7%	↑



ACTIVITY



Month	Adjusted Scheduled Activity (UDA)	
	2018	2019
April	0	0
May	17	7
June	39	23
July	69	45
August	89	89
September	170	89
October	177	180
November	183	219
December	273	279
January	296	
February	311	
March	522	
April	551	
May	551	
June	551	

QUALITY

	Quantity	Base Number	Contract	AT	Region	England
% of FP17s for the same patient ID Re-attending within 3 months - Children	0	12	0.0%	10.2%	11.8%	11.8%
% of FP17s for the same patient ID Re-attending within 3 months - Adults	1	66	1.5%	15.7%	16.7%	15.6%
% of FP17s for the same patient ID Re-attending between 3 & 9 months - Children	2	12	16.7%	48.3%	48.6%	58.8%
% of FP17s for the same patient ID Re-attending between 3 & 9 months - Adults	4	66	6.1%	38.5%	39.1%	51.0%
% of FP17s for Band 1 Urgent Courses	5	73	6.8%	11.0%	10.6%	9.0%
% of FP17s Relating to Free Repair or Replacements	0	73	0.0%	0.5%	0.5%	0.8%
% of FP17s Relating to Continuations	0	73	0.0%	0.5%	0.7%	0.9%
% of Patients satisfied with the dentistry they have received	0	0	N/A	87.7%	90.2%	93.2%
% of Patients satisfied with the time they had to wait for an appointment	0	0	N/A	85.7%	85.0%	88.3%

* This is based on patients treated on this contract for their most recent course of treatment. Figures in italics indicate the base number of FP17s or Patient Questionnaire responses are less than 100. N/A is shown where the base number of responses is less than 10 during the period. % is calculated as Quantity/Base number*100

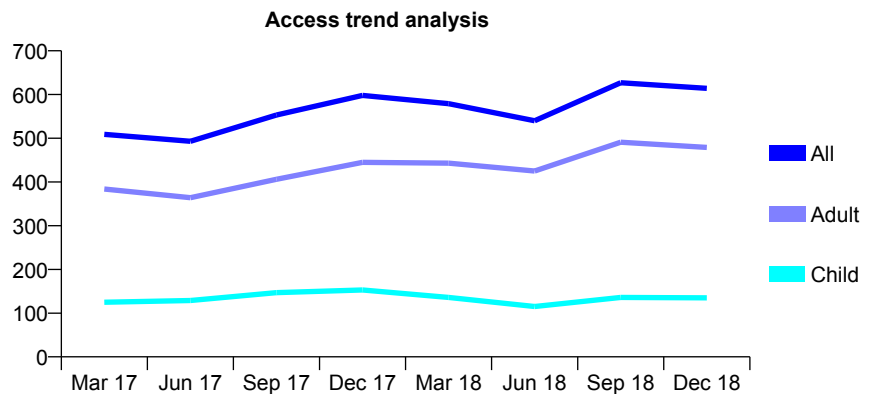
Q62 - Vital Signs At a Glance Contract Report for 134198/0002 - December 2018

Name or company name	Azadeh Vazir and Elham Vazir
Contract type name	GDS Contract
Purpose of contract	General
Contract start date	01/04/2010
Contract end date	

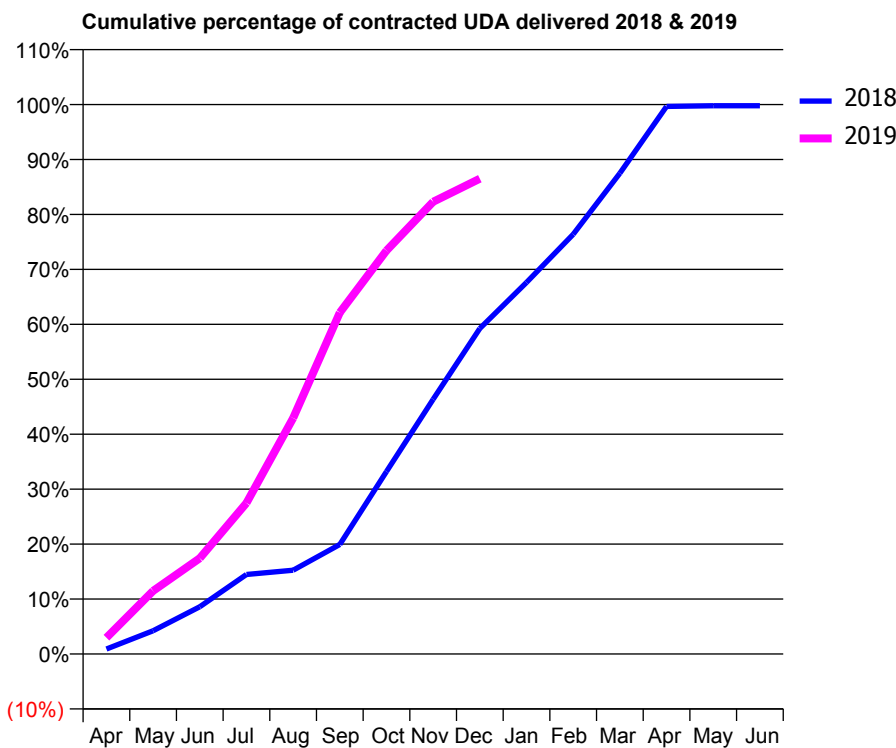
18/19 Contracted general activity (UDA)	2,327
Carry forward general activity (UDA)	5
18/19 Contracted orthodontic activity (UOA)	0
Carry forward orthodontic activity (UOA)	0
Baseline contract value	£78,366.85

ACCESS*

Patients seen in 24 months	Total	Change since previous quarter
Quarter ending December 2017	598	
Quarter ending March 2018	579	↓
Quarter ending June 2018	540	↓
Quarter ending September 2018	627	↑
Quarter ending December 2018	614	↓
Variance since December 2017	2.7%	↑



ACTIVITY



Month	Adjusted Scheduled Activity (UDA)	
	2018	2019
April	21	69
May	99	267
June	200	406
July	337	639
August	355	999
September	464	1,446
October	773	1,709
November	1,079	1,915
December	1,379	2,013
January	1,574	
February	1,777	
March	2,036	
April	2,319	
May	2,322	
June	2,322	

QUALITY

	Quantity	Base Number	Contract	AT	Region	England
% of FP17s for the same patient ID Re-attending within 3 months - Children	2	151	1.3%	10.2%	11.8%	11.8%
% of FP17s for the same patient ID Re-attending within 3 months - Adults	32	391	8.2%	15.7%	16.7%	15.6%
% of FP17s for the same patient ID Re-attending between 3 & 9 months - Children	33	151	21.9%	48.3%	48.6%	58.8%
% of FP17s for the same patient ID Re-attending between 3 & 9 months - Adults	52	391	13.3%	38.5%	39.1%	51.0%
% of FP17s for Band 1 Urgent Courses	38	504	7.5%	11.0%	10.6%	9.0%
% of FP17s Relating to Free Repair or Replacements	1	504	0.2%	0.5%	0.5%	0.8%
% of FP17s Relating to Continuations	2	504	0.4%	0.5%	0.7%	0.9%
% of Patients satisfied with the dentistry they have received	0	0	N/A	87.7%	90.2%	93.2%
% of Patients satisfied with the time they had to wait for an appointment	0	0	N/A	85.7%	85.0%	88.3%

* This is based on patients treated on this contract for their most recent course of treatment. Figures in italics indicate the base number of FP17s or Patient Questionnaire responses are less than 100. N/A is shown where the base number of responses is less than 10 during the period. % is calculated as Quantity/Base number*100

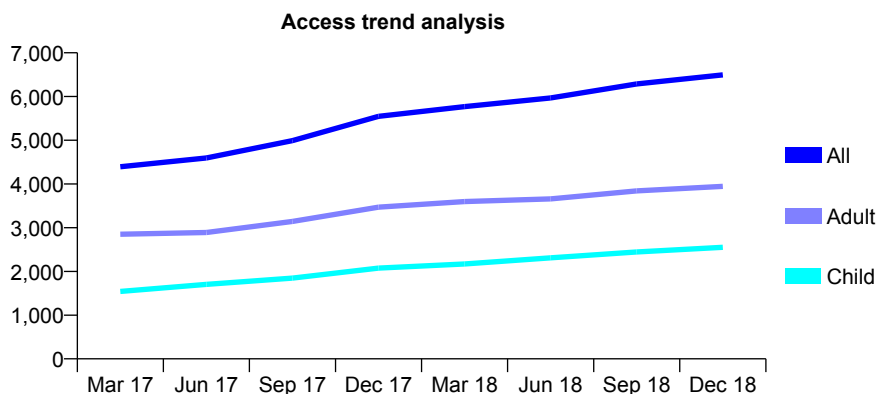
Q62 - Vital Signs At a Glance Contract Report for 134732/0001 - December 2018

Name or company name	SK Dental Staines Road Dental Practice Pa
Contract type name	GDS Contract
Purpose of contract	General
Contract start date	01/01/2016
Contract end date	

18/19 Contracted general activity (UDA)	16,423
Carry forward general activity (UDA)	0
18/19 Contracted orthodontic activity (UOA)	0
Carry forward orthodontic activity (UOA)	0
Baseline contract value	£517,712.02

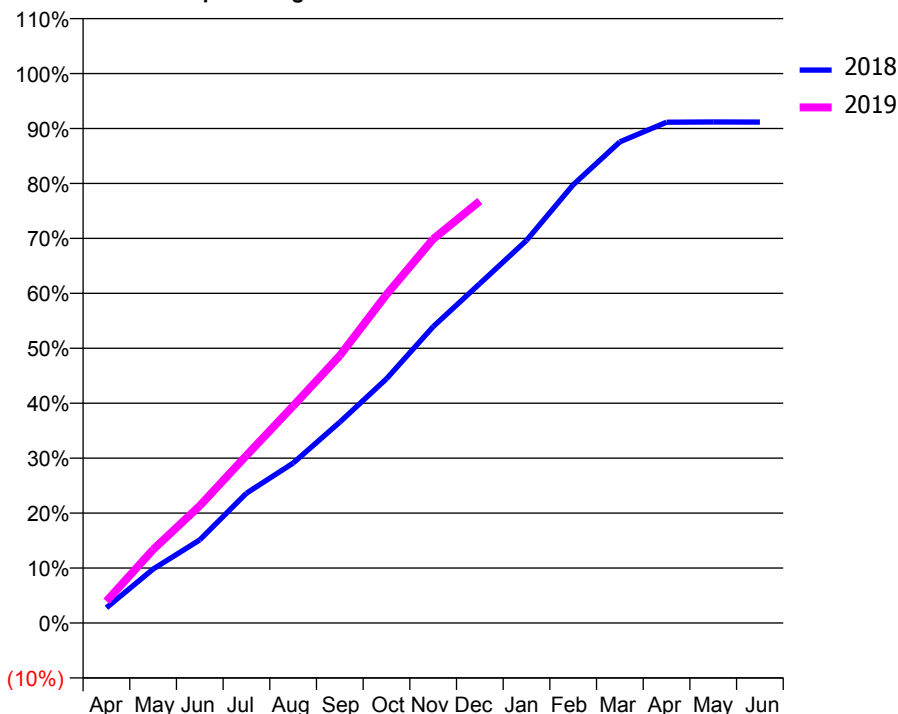
ACCESS*

Patients seen in 24 months	Total	Change since previous quarter
Quarter ending December 2017	5,546	
Quarter ending March 2018	5,768	↑
Quarter ending June 2018	5,968	↑
Quarter ending September 2018	6,289	↑
Quarter ending December 2018	6,495	↑
Variance since December 2017	17.1%	↑



ACTIVITY

Cumulative percentage of contracted UDA delivered 2018 & 2019



Month	Adjusted Scheduled Activity (UDA)	
	2018	2019
April	458	651
May	1,614	2,195
June	2,486	3,504
July	3,881	5,006
August	4,779	6,486
September	6,006	7,993
October	7,298	9,818
November	8,858	11,474
December	10,146	12,612
January	11,435	
February	13,100	
March	14,379	
April	14,965	
May	14,974	
June	14,972	

QUALITY

	Quantity	Base Number	Contract	AT	Region	England
% of FP17s for the same patient ID Re-attending within 3 months - Children	87	2,538	3.4%	10.2%	11.8%	11.8%
% of FP17s for the same patient ID Re-attending within 3 months - Adults	203	3,261	6.2%	15.7%	16.7%	15.6%
% of FP17s for the same patient ID Re-attending between 3 & 9 months - Children	1,357	2,538	53.5%	48.3%	48.6%	58.8%
% of FP17s for the same patient ID Re-attending between 3 & 9 months - Adults	1,327	3,261	40.7%	38.5%	39.1%	51.0%
% of FP17s for Band 1 Urgent Courses	266	5,551	4.8%	11.0%	10.6%	9.0%
% of FP17s Relating to Free Repair or Replacements	16	5,551	0.3%	0.5%	0.5%	0.8%
% of FP17s Relating to Continuations	10	5,551	0.2%	0.5%	0.7%	0.9%
% of Patients satisfied with the dentistry they have received	1	1	N/A	87.7%	90.2%	93.2%
% of Patients satisfied with the time they had to wait for an appointment	0	1	N/A	85.7%	85.0%	88.3%

* This is based on patients treated on this contract for their most recent course of treatment. Figures in italics indicate the base number of FP17s or Patient Questionnaire responses are less than 100. N/A is shown where the base number of responses is less than 10 during the period. % is calculated as Quantity/Base number*100

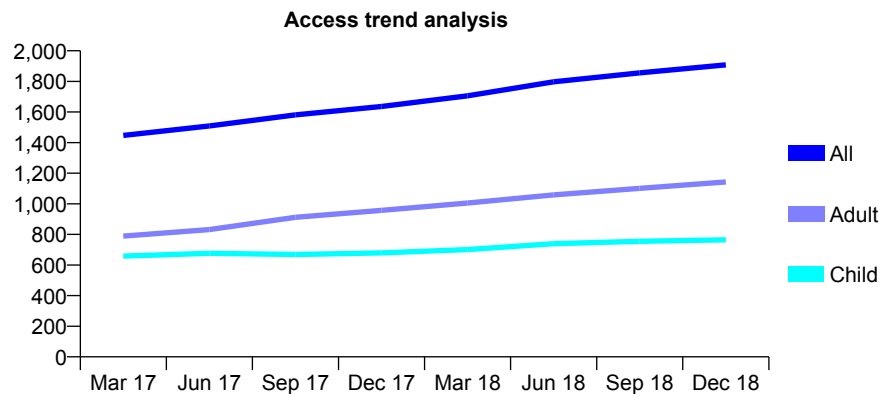
Q62 - Vital Signs At a Glance Contract Report for 135348/0001 - December 2018

Name or company name	Mr K. K. Kothary & Mr. P. Amin
Contract type name	GDS Contract
Purpose of contract	General
Contract start date	01/11/2013
Contract end date	

18/19 Contracted general activity (UDA)	8,498
Carry forward general activity (UDA)	793
18/19 Contracted orthodontic activity (UOA)	0
Carry forward orthodontic activity (UOA)	0
Baseline contract value	£227,428.88

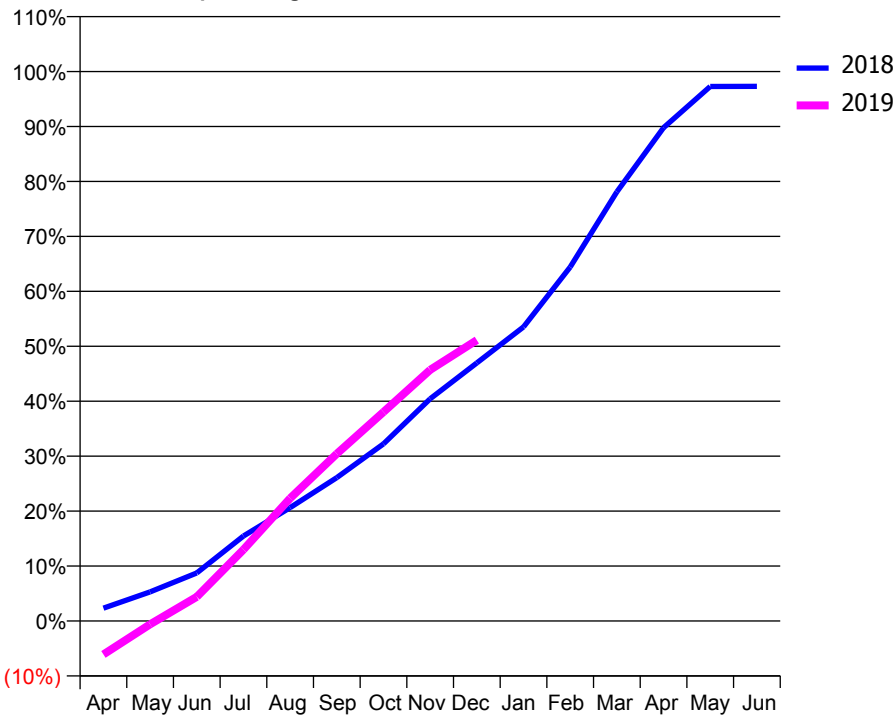
ACCESS*

Patients seen in 24 months	Total	Change since previous quarter
Quarter ending December 2017	1,636	
Quarter ending March 2018	1,706	↑
Quarter ending June 2018	1,797	↑
Quarter ending September 2018	1,856	↑
Quarter ending December 2018	1,908	↑
Variance since December 2017	16.6%	↑



ACTIVITY

Cumulative percentage of contracted UDA delivered 2018 & 2019



Month	Adjusted Scheduled Activity (UDA)	
	2018	2019
April	198	-518
May	450	-52
June	743	373
July	1,314	1,104
August	1,754	1,897
September	2,218	2,587
October	2,739	3,233
November	3,437	3,884
December	3,991	4,344
January	4,549	
February	5,474	
March	6,638	
April	7,629	
May	8,266	
June	8,268	

QUALITY

	Quantity	Base Number	Contract	AT	Region	England
% of FP17s for the same patient ID Re-attending within 3 months - Children	82	915	9.0%	10.2%	11.8%	11.8%
% of FP17s for the same patient ID Re-attending within 3 months - Adults	360	1,254	28.7%	15.7%	16.7%	15.6%
% of FP17s for the same patient ID Re-attending between 3 & 9 months - Children	513	915	56.1%	48.3%	48.6%	58.8%
% of FP17s for the same patient ID Re-attending between 3 & 9 months - Adults	492	1,254	39.2%	38.5%	39.1%	51.0%
% of FP17s for Band 1 Urgent Courses	212	1,503	14.1%	11.0%	10.6%	9.0%
% of FP17s Relating to Free Repair or Replacements	9	1,503	0.6%	0.5%	0.5%	0.8%
% of FP17s Relating to Continuations	5	1,503	0.3%	0.5%	0.7%	0.9%
% of Patients satisfied with the dentistry they have received	0	0	N/A	87.7%	90.2%	93.2%
% of Patients satisfied with the time they had to wait for an appointment	0	0	N/A	85.7%	85.0%	88.3%

* This is based on patients treated on this contract for their most recent course of treatment. Figures in italics indicate the base number of FP17s or Patient Questionnaire responses are less than 100. N/A is shown where the base number of responses is less than 10 during the period. % is calculated as Quantity/Base number*100

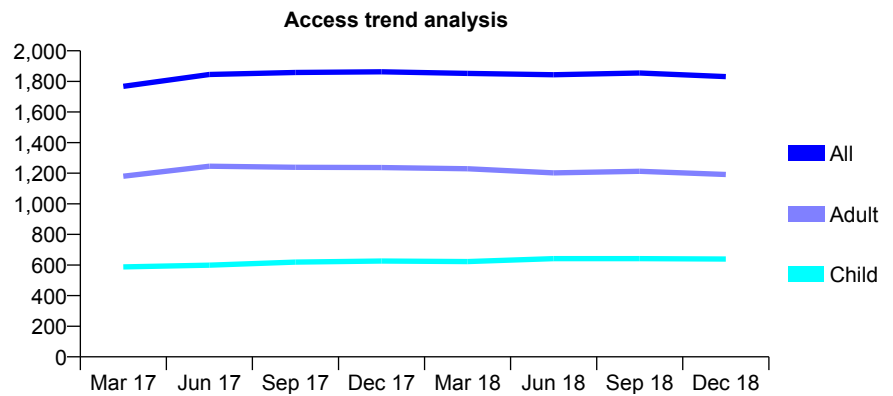
Q62 - Vital Signs At a Glance Contract Report for 136565/0001 - December 2018

Name or company name	Preeman Limited Smile For Life Dental Clin
Contract type name	GDS Contract
Purpose of contract	General
Contract start date	01/04/2011
Contract end date	

18/19 Contracted general activity (UDA)	8,350
Carry forward general activity (UDA)	0
18/19 Contracted orthodontic activity (UOA)	0
Carry forward orthodontic activity (UOA)	0
Baseline contract value	£206,606.21

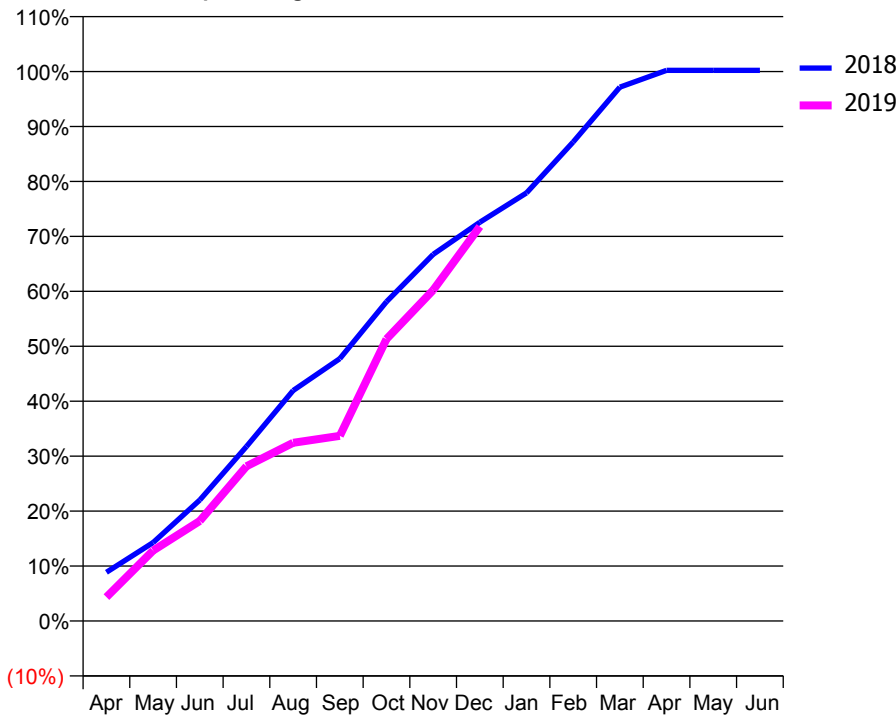
ACCESS*

Patients seen in 24 months	Total	Change since previous quarter
Quarter ending December 2017	1,863	
Quarter ending March 2018	1,852	→
Quarter ending June 2018	1,844	→
Quarter ending September 2018	1,855	→
Quarter ending December 2018	1,831	↓
Variance since December 2017	(1.7%)	↓



ACTIVITY

Cumulative percentage of contracted UDA delivered 2018 & 2019



Month	Adjusted Scheduled Activity (UDA)	
	2018	2019
April	740	363
May	1,193	1,071
June	1,838	1,520
July	2,652	2,351
August	3,503	2,707
September	3,987	2,814
October	4,851	4,284
November	5,570	5,029
December	6,059	5,995
January	6,504	
February	7,280	
March	8,112	
April	8,367	
May	8,367	
June	8,367	

QUALITY

	Quantity	Base Number	Contract	AT	Region	England
% of FP17s for the same patient ID Re-attending within 3 months - Children	43	636	6.8%	10.2%	11.8%	11.8%
% of FP17s for the same patient ID Re-attending within 3 months - Adults	113	971	11.6%	15.7%	16.7%	15.6%
% of FP17s for the same patient ID Re-attending between 3 & 9 months - Children	323	636	50.8%	48.3%	48.6%	58.8%
% of FP17s for the same patient ID Re-attending between 3 & 9 months - Adults	393	971	40.5%	38.5%	39.1%	51.0%
% of FP17s for Band 1 Urgent Courses	56	1,542	3.6%	11.0%	10.6%	9.0%
% of FP17s Relating to Free Repair or Replacements	2	1,542	0.1%	0.5%	0.5%	0.8%
% of FP17s Relating to Continuations	36	1,542	2.3%	0.5%	0.7%	0.9%
% of Patients satisfied with the dentistry they have received	2	2	N/A	87.7%	90.2%	93.2%
% of Patients satisfied with the time they had to wait for an appointment	2	2	N/A	85.7%	85.0%	88.3%

* This is based on patients treated on this contract for their most recent course of treatment. Figures in italics indicate the base number of FP17s or Patient Questionnaire responses are less than 100. N/A is shown where the base number of responses is less than 10 during the period. % is calculated as Quantity/Base number*100

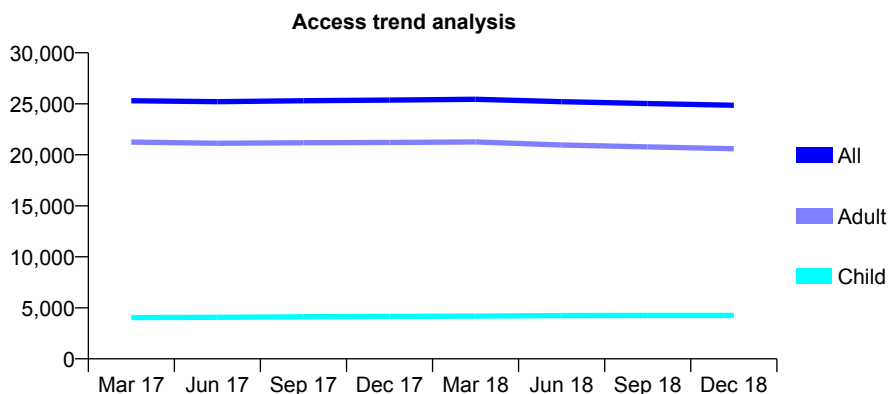
Q62 - Vital Signs At a Glance Contract Report for 138266/0001 - December 2018

Name or company name	Tooth and Mouth Limited
Contract type name	GDS Contract
Purpose of contract	General
Contract start date	01/04/2008
Contract end date	

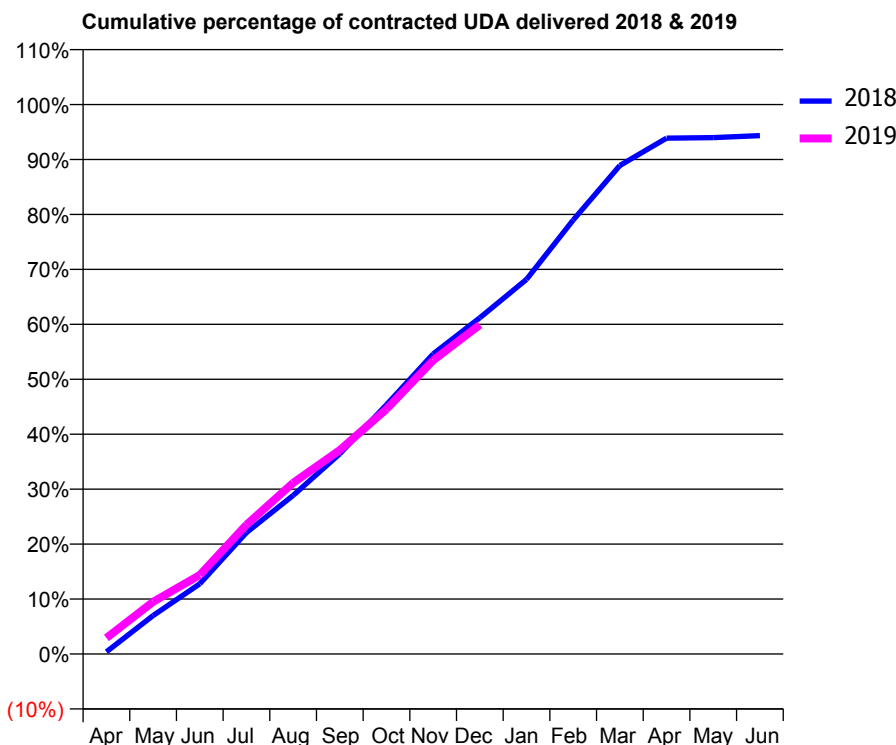
18/19 Contracted general activity (UDA)	70,150
Carry forward general activity (UDA)	0
18/19 Contracted orthodontic activity (UOA)	0
Carry forward orthodontic activity (UOA)	0
Baseline contract value	£2,294,977.75

ACCESS*

Patients seen in 24 months	Total	Change since previous quarter
Quarter ending December 2017	25,360	
Quarter ending March 2018	25,442	→
Quarter ending June 2018	25,210	→
Quarter ending September 2018	25,028	→
Quarter ending December 2018	24,851	→
Variance since December 2017	(2.0%)	↓



ACTIVITY



Month	Adjusted Scheduled Activity (UDA)	
	2018	2019
April	289	2,047
May	4,917	6,659
June	8,961	10,084
July	15,496	16,509
August	20,249	21,850
September	25,562	26,037
October	31,823	31,270
November	38,303	37,500
December	42,932	42,029
January	47,827	
February	55,404	
March	62,365	
April	65,852	
May	65,923	
June	66,173	

QUALITY

	Quantity	Base Number	Contract	AT	Region	England
% of FP17s for the same patient ID Re-attending within 3 months - Children	279	4,157	6.7%	10.2%	11.8%	11.8%
% of FP17s for the same patient ID Re-attending within 3 months - Adults	2,316	15,691	14.8%	15.7%	16.7%	15.6%
% of FP17s for the same patient ID Re-attending between 3 & 9 months - Children	2,386	4,157	57.4%	48.3%	48.6%	58.8%
% of FP17s for the same patient ID Re-attending between 3 & 9 months - Adults	5,260	15,691	33.5%	38.5%	39.1%	51.0%
% of FP17s for Band 1 Urgent Courses	2,816	18,673	15.1%	11.0%	10.6%	9.0%
% of FP17s Relating to Free Repair or Replacements	121	18,673	0.6%	0.5%	0.5%	0.8%
% of FP17s Relating to Continuations	45	18,673	0.2%	0.5%	0.7%	0.9%
% of Patients satisfied with the dentistry they have received	4	6	N/A	87.7%	90.2%	93.2%
% of Patients satisfied with the time they had to wait for an appointment	6	6	N/A	85.7%	85.0%	88.3%

* This is based on patients treated on this contract for their most recent course of treatment. Figures in italics indicate the base number of FP17s or Patient Questionnaire responses are less than 100. N/A is shown where the base number of responses is less than 10 during the period. % is calculated as Quantity/Base number*100

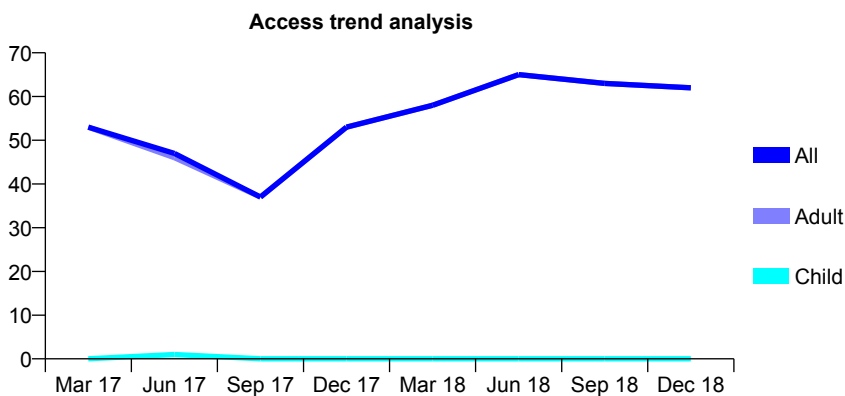
Q62 - Vital Signs At a Glance Contract Report for 138266/0003 - December 2018

Name or company name	Tooth and Mouth Limited
Contract type name	PDS Contract
Purpose of contract	General
Contract start date	01/04/2009
Contract end date	31/03/2019

18/19 Contracted general activity (UDA)	200
Carry forward general activity (UDA)	1
18/19 Contracted orthodontic activity (UOA)	0
Carry forward orthodontic activity (UOA)	0
Baseline contract value	£26,470.57

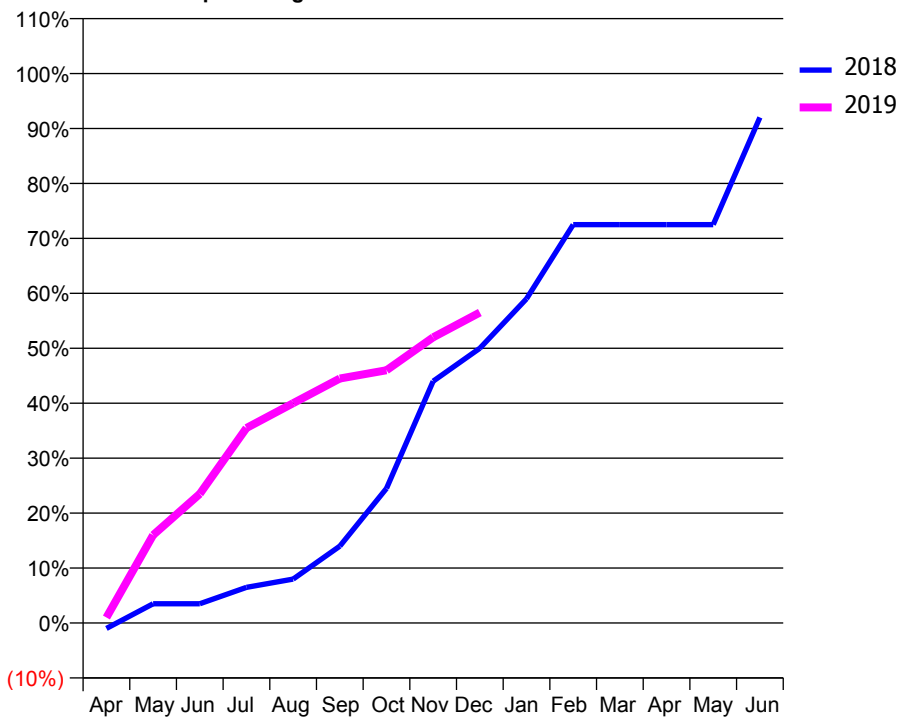
ACCESS*

Patients seen in 24 months	Total	Change since previous quarter
Quarter ending December 2017	53	
Quarter ending March 2018	58	↑
Quarter ending June 2018	65	↑
Quarter ending September 2018	63	↓
Quarter ending December 2018	62	↓
Variance since December 2017	17.0%	↑



ACTIVITY

Cumulative percentage of contracted UDA delivered 2018 & 2019



Month	Adjusted Scheduled Activity (UDA)	
	2018	2019
April	-2	2
May	7	32
June	7	47
July	13	71
August	16	80
September	28	89
October	49	92
November	88	104
December	100	113
January	118	
February	145	
March	145	
April	145	
May	145	
June	184	

QUALITY

	Quantity	Base Number	Contract	AT	Region	England
% of FP17s for the same patient ID Re-attending within 3 months - Children	0	0	N/A	10.2%	11.8%	11.8%
% of FP17s for the same patient ID Re-attending within 3 months - Adults	0	52	0.0%	15.7%	16.7%	15.6%
% of FP17s for the same patient ID Re-attending between 3 & 9 months - Children	0	0	N/A	48.3%	48.6%	58.8%
% of FP17s for the same patient ID Re-attending between 3 & 9 months - Adults	0	52	0.0%	38.5%	39.1%	51.0%
% of FP17s for Band 1 Urgent Courses	0	38	0.0%	11.0%	10.6%	9.0%
% of FP17s Relating to Free Repair or Replacements	0	38	0.0%	0.5%	0.5%	0.8%
% of FP17s Relating to Continuations	0	38	0.0%	0.5%	0.7%	0.9%
% of Patients satisfied with the dentistry they have received	0	0	N/A	87.7%	90.2%	93.2%
% of Patients satisfied with the time they had to wait for an appointment	0	0	N/A	85.7%	85.0%	88.3%

* This is based on patients treated on this contract for their most recent course of treatment. Figures in italics indicate the base number of FP17s or Patient Questionnaire responses are less than 100. N/A is shown where the base number of responses is less than 10 during the period. % is calculated as Quantity/Base number*100

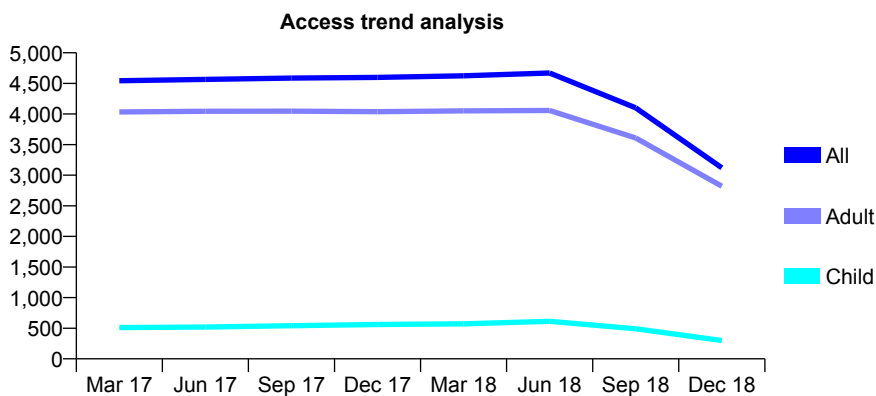
Q62 - Vital Signs At a Glance Contract Report for 138266/0005 - December 2018

Name or company name	Tooth and Mouth Limited
Contract type name	PDS Plus Contract
Purpose of contract	General
Contract start date	19/12/2011
Contract end date	31/07/2018

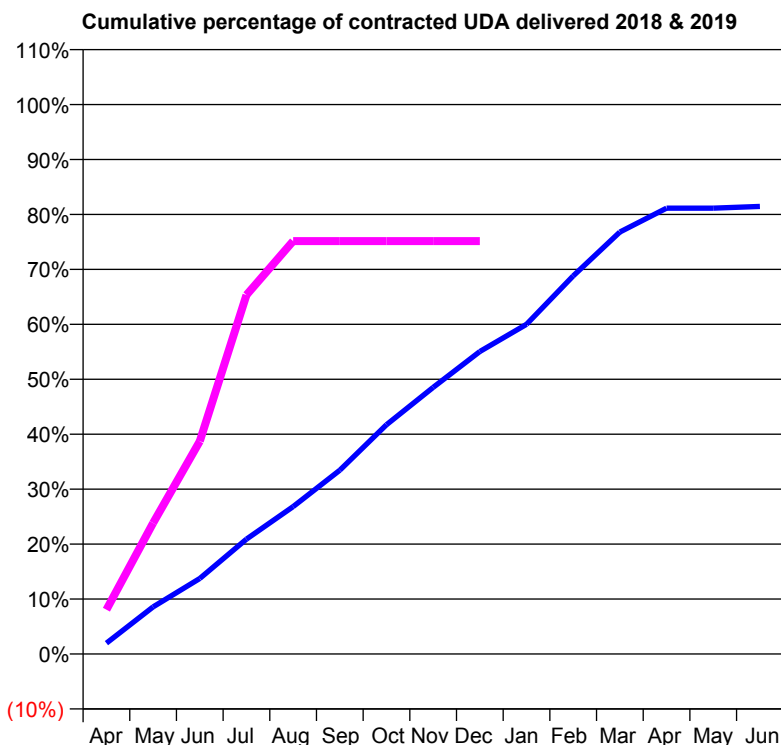
18/19 Contracted general activity (UDA)	4,833
Carry forward general activity (UDA)	0
18/19 Contracted orthodontic activity (UOA)	0
Carry forward orthodontic activity (UOA)	0
Baseline contract value	£81,997.00

ACCESS*

Patients seen in 24 months	Total	Change since previous quarter
Quarter ending December 2017	4,599	
Quarter ending March 2018	4,624	→
Quarter ending June 2018	4,671	→
Quarter ending September 2018	4,102	↓
Quarter ending December 2018	3,120	↓
Variance since December 2017	(32.2%)	↓



ACTIVITY



Month	Adjusted Scheduled Activity (UDA)	
	2018	2019
April	286	390
May	1,245	1,153
June	1,992	1,871
July	3,032	3,158
August	3,889	3,632
September	4,850	3,632
October	6,049	3,632
November	7,035	3,632
December	7,981	3,632
January	8,699	
February	9,978	
March	11,135	
April	11,766	
May	11,765	
June	11,812	

QUALITY

	Quantity	Base Number	Contract	AT	Region	England
% of FP17s for the same patient ID Re-attending within 3 months - Children	15	263	5.7%	10.2%	11.8%	11.8%
% of FP17s for the same patient ID Re-attending within 3 months - Adults	174	1,458	11.9%	15.7%	16.7%	15.6%
% of FP17s for the same patient ID Re-attending between 3 & 9 months - Children	135	263	51.3%	48.3%	48.6%	58.8%
% of FP17s for the same patient ID Re-attending between 3 & 9 months - Adults	411	1,458	28.2%	38.5%	39.1%	51.0%
% of FP17s for Band 1 Urgent Courses	262	1,498	17.5%	11.0%	10.6%	9.0%
% of FP17s Relating to Free Repair or Replacements	24	1,498	1.6%	0.5%	0.5%	0.8%
% of FP17s Relating to Continuations	4	1,498	0.3%	0.5%	0.7%	0.9%
% of Patients satisfied with the dentistry they have received	0	0	N/A	87.7%	90.2%	93.2%
% of Patients satisfied with the time they had to wait for an appointment	0	0	N/A	85.7%	85.0%	88.3%

* This is based on patients treated on this contract for their most recent course of treatment. Figures in italics indicate the base number of FP17s or Patient Questionnaire responses are less than 100. N/A is shown where the base number of responses is less than 10 during the period. % is calculated as Quantity/Base number*100

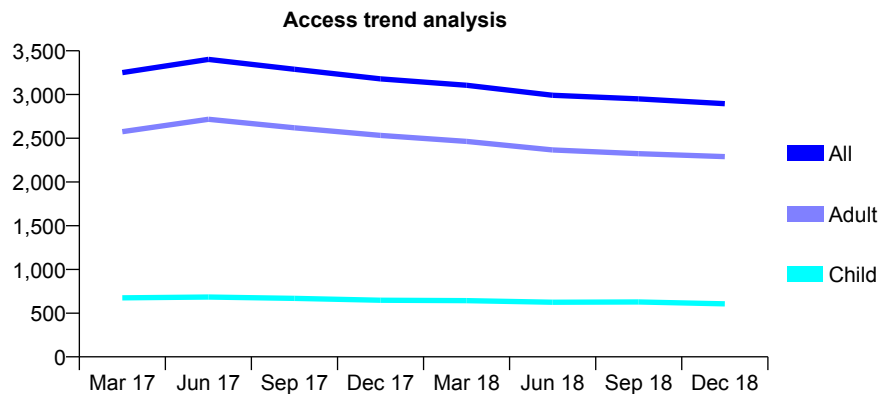
Q62 - Vital Signs At a Glance Contract Report for 141771/0001 - December 2018

Name or company name	Armytage Dental Practice
Contract type name	GDS Contract
Purpose of contract	General
Contract start date	01/07/2015
Contract end date	

18/19 Contracted general activity (UDA)	11,529
Carry forward general activity (UDA)	449
18/19 Contracted orthodontic activity (UOA)	0
Carry forward orthodontic activity (UOA)	0
Baseline contract value	£353,014.06

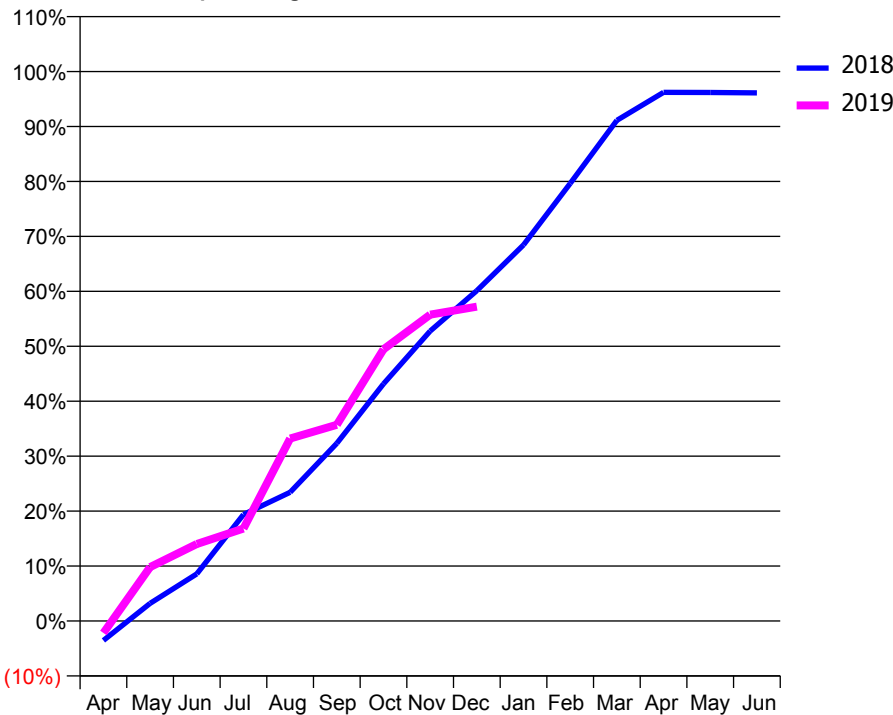
ACCESS*

Patients seen in 24 months	Total	Change since previous quarter
Quarter ending December 2017	3,179	
Quarter ending March 2018	3,106	↓
Quarter ending June 2018	2,991	↓
Quarter ending September 2018	2,950	↓
Quarter ending December 2018	2,896	↓
Variance since December 2017	(8.9%)	↓



ACTIVITY

Cumulative percentage of contracted UDA delivered 2018 & 2019



Month	Adjusted Scheduled Activity (UDA)	
	2018	2019
April	-409	-252
May	371	1,131
June	988	1,616
July	2,235	1,940
August	2,700	3,828
September	3,727	4,118
October	4,976	5,699
November	6,085	6,427
December	6,930	6,597
January	7,890	
February	9,182	
March	10,503	
April	11,090	
May	11,089	
June	11,080	

QUALITY

	Quantity	Base Number	Contract	AT	Region	England
% of FP17s for the same patient ID Re-attending within 3 months - Children	20	575	3.5%	10.2%	11.8%	11.8%
% of FP17s for the same patient ID Re-attending within 3 months - Adults	103	1,530	6.7%	15.7%	16.7%	15.6%
% of FP17s for the same patient ID Re-attending between 3 & 9 months - Children	315	575	54.8%	48.3%	48.6%	58.8%
% of FP17s for the same patient ID Re-attending between 3 & 9 months - Adults	551	1,530	36.0%	38.5%	39.1%	51.0%
% of FP17s for Band 1 Urgent Courses	163	1,988	8.2%	11.0%	10.6%	9.0%
% of FP17s Relating to Free Repair or Replacements	27	1,988	1.4%	0.5%	0.5%	0.8%
% of FP17s Relating to Continuations	13	1,988	0.7%	0.5%	0.7%	0.9%
% of Patients satisfied with the dentistry they have received	2	2	N/A	87.7%	90.2%	93.2%
% of Patients satisfied with the time they had to wait for an appointment	2	2	N/A	85.7%	85.0%	88.3%

* This is based on patients treated on this contract for their most recent course of treatment. Figures in italics indicate the base number of FP17s or Patient Questionnaire responses are less than 100. N/A is shown where the base number of responses is less than 10 during the period. % is calculated as Quantity/Base number*100

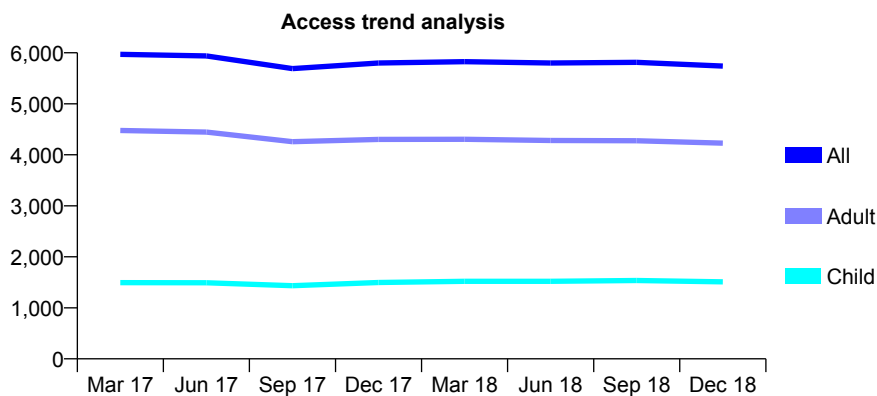
Q62 - Vital Signs At a Glance Contract Report for 142042/0001 - December 2018

Name or company name	Dr M Patel and Dr S Patel
Contract type name	GDS Contract
Purpose of contract	General
Contract start date	31/10/2014
Contract end date	

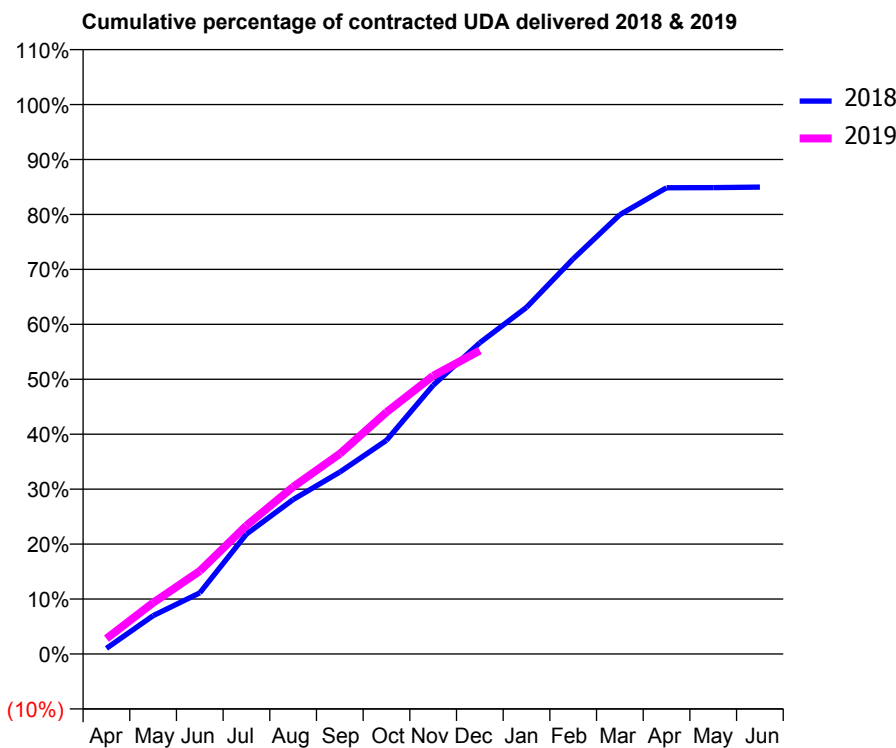
18/19 Contracted general activity (UDA)	16,272
Carry forward general activity (UDA)	0
18/19 Contracted orthodontic activity (UOA)	0
Carry forward orthodontic activity (UOA)	0
Baseline contract value	£473,849.33

ACCESS*

Patients seen in 24 months	Total	Change since previous quarter
Quarter ending December 2017	5,800	
Quarter ending March 2018	5,826	→
Quarter ending June 2018	5,801	→
Quarter ending September 2018	5,812	→
Quarter ending December 2018	5,741	↓
Variance since December 2017	(1.0%)	↓



ACTIVITY



Month	Adjusted Scheduled Activity (UDA)	
	2018	2019
April	167	456
May	1,134	1,517
June	1,809	2,459
July	3,550	3,803
August	4,576	4,949
September	5,386	5,928
October	6,329	7,160
November	7,960	8,238
December	9,219	8,985
January	10,266	
February	11,702	
March	13,009	
April	13,807	
May	13,810	
June	13,828	

QUALITY

	Quantity	Base Number	Contract	AT	Region	England
% of FP17s for the same patient ID Re-attending within 3 months - Children	66	1,430	4.6%	10.2%	11.8%	11.8%
% of FP17s for the same patient ID Re-attending within 3 months - Adults	343	3,492	9.8%	15.7%	16.7%	15.6%
% of FP17s for the same patient ID Re-attending between 3 & 9 months - Children	692	1,430	48.4%	48.3%	48.6%	58.8%
% of FP17s for the same patient ID Re-attending between 3 & 9 months - Adults	1,389	3,492	39.8%	38.5%	39.1%	51.0%
% of FP17s for Band 1 Urgent Courses	299	4,235	7.1%	11.0%	10.6%	9.0%
% of FP17s Relating to Free Repair or Replacements	36	4,235	0.9%	0.5%	0.5%	0.8%
% of FP17s Relating to Continuations	6	4,235	0.1%	0.5%	0.7%	0.9%
% of Patients satisfied with the dentistry they have received	0	0	N/A	87.7%	90.2%	93.2%
% of Patients satisfied with the time they had to wait for an appointment	0	0	N/A	85.7%	85.0%	88.3%

* This is based on patients treated on this contract for their most recent course of treatment. Figures in italics indicate the base number of FP17s or Patient Questionnaire responses are less than 100. N/A is shown where the base number of responses is less than 10 during the period. % is calculated as Quantity/Base number*100

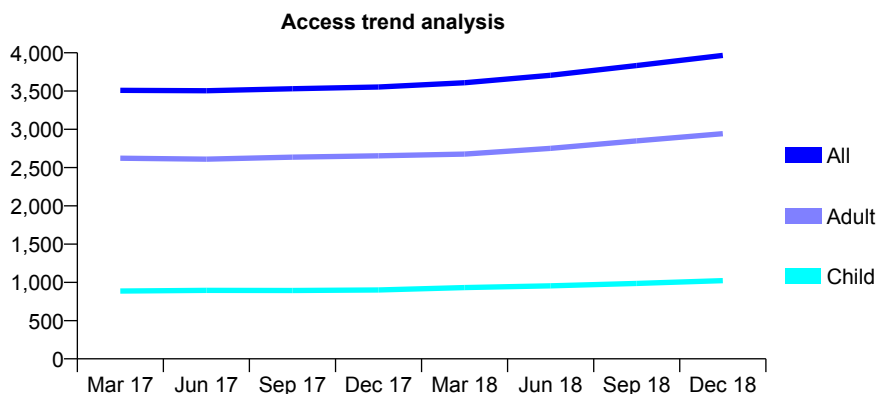
Q62 - Vital Signs At a Glance Contract Report for 142468/0001 - December 2018

Name or company name	Hill View Dental Practice Limited
Contract type name	GDS Contract
Purpose of contract	General
Contract start date	09/06/2010
Contract end date	

18/19 Contracted general activity (UDA)	12,029
Carry forward general activity (UDA)	435
18/19 Contracted orthodontic activity (UOA)	0
Carry forward orthodontic activity (UOA)	0
Baseline contract value	£318,708.24

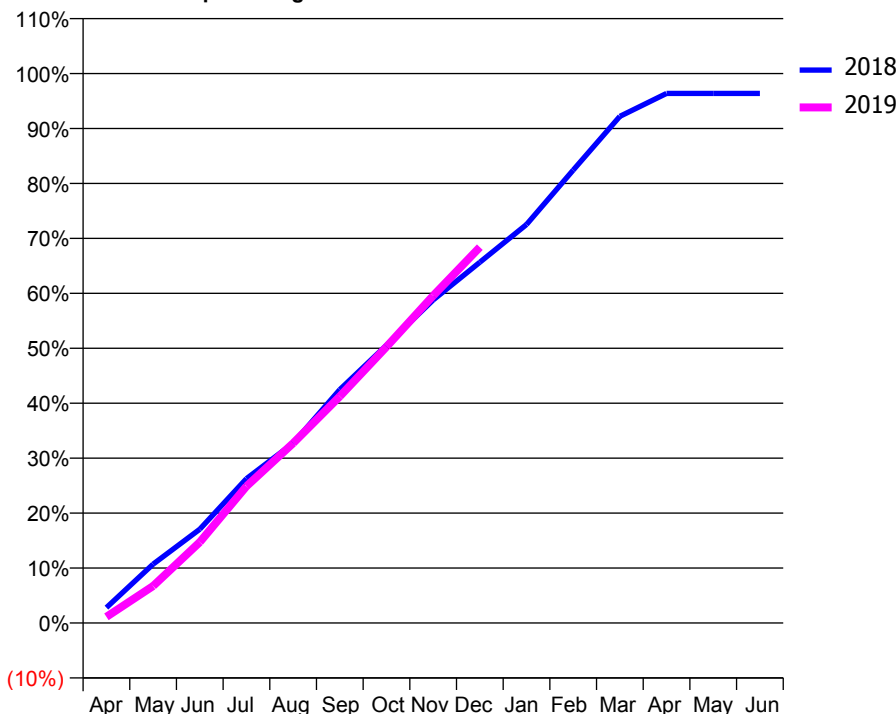
ACCESS*

Patients seen in 24 months	Total	Change since previous quarter
Quarter ending December 2017	3,553	
Quarter ending March 2018	3,608	→
Quarter ending June 2018	3,706	↑
Quarter ending September 2018	3,834	↑
Quarter ending December 2018	3,966	↑
Variance since December 2017	11.6%	↑



ACTIVITY

Cumulative percentage of contracted UDA delivered 2018 & 2019



Month	Adjusted Scheduled Activity (UDA)	
	2018	2019
April	337	134
May	1,290	809
June	2,055	1,771
July	3,160	2,993
August	3,937	3,937
September	5,109	4,962
October	6,082	6,048
November	7,071	7,164
December	7,897	8,229
January	8,722	
February	9,915	
March	11,090	
April	11,593	
May	11,594	
June	11,594	

QUALITY

	Quantity	Base Number	Contract	AT	Region	England
% of FP17s for the same patient ID Re-attending within 3 months - Children	82	1,132	7.2%	10.2%	11.8%	11.8%
% of FP17s for the same patient ID Re-attending within 3 months - Adults	368	3,307	11.1%	15.7%	16.7%	15.6%
% of FP17s for the same patient ID Re-attending between 3 & 9 months - Children	592	1,132	52.3%	48.3%	48.6%	58.8%
% of FP17s for the same patient ID Re-attending between 3 & 9 months - Adults	1,877	3,307	56.8%	38.5%	39.1%	51.0%
% of FP17s for Band 1 Urgent Courses	406	4,206	9.7%	11.0%	10.6%	9.0%
% of FP17s Relating to Free Repair or Replacements	26	4,206	0.6%	0.5%	0.5%	0.8%
% of FP17s Relating to Continuations	19	4,206	0.5%	0.5%	0.7%	0.9%
% of Patients satisfied with the dentistry they have received	5	5	N/A	87.7%	90.2%	93.2%
% of Patients satisfied with the time they had to wait for an appointment	4	5	N/A	85.7%	85.0%	88.3%

* This is based on patients treated on this contract for their most recent course of treatment. Figures in italics indicate the base number of FP17s or Patient Questionnaire responses are less than 100. N/A is shown where the base number of responses is less than 10 during the period. % is calculated as Quantity/Base number*100

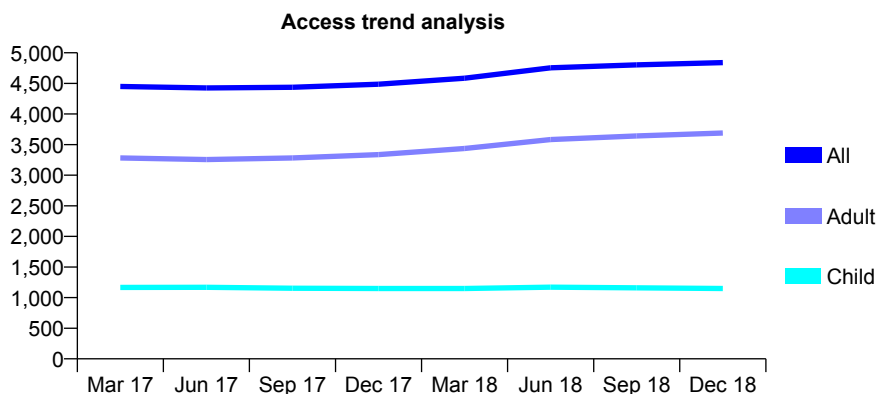
Q62 - Vital Signs At a Glance Contract Report for 142964/0001 - December 2018

Name or company name	The Bush Dental Clinic
Contract type name	GDS Contract
Purpose of contract	General
Contract start date	01/04/2011
Contract end date	

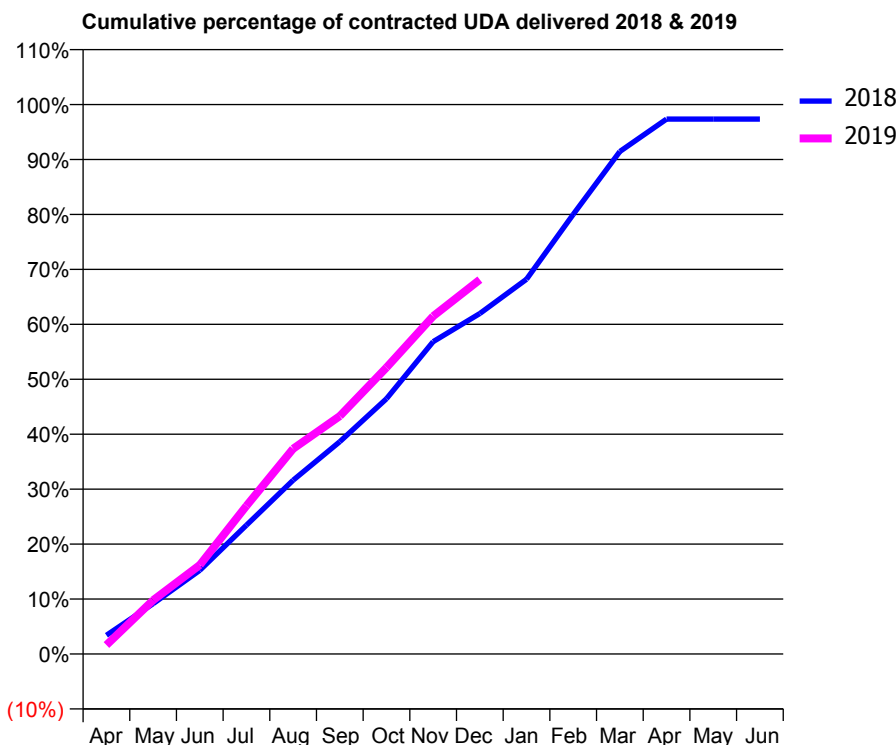
18/19 Contracted general activity (UDA)	12,840
Carry forward general activity (UDA)	342
18/19 Contracted orthodontic activity (UOA)	0
Carry forward orthodontic activity (UOA)	0
Baseline contract value	£460,746.58

ACCESS*

Patients seen in 24 months	Total	Change since previous quarter
Quarter ending December 2017	4,487	
Quarter ending March 2018	4,586	↑
Quarter ending June 2018	4,754	↑
Quarter ending September 2018	4,802	→
Quarter ending December 2018	4,840	→
Variance since December 2017	7.9%	↑



ACTIVITY



Month	Adjusted Scheduled Activity (UDA)	
	2018	2019
April	436	210
May	1,176	1,257
June	1,955	2,080
July	3,011	3,463
August	4,063	4,796
September	4,963	5,560
October	5,965	6,695
November	7,299	7,895
December	7,958	8,749
January	8,757	
February	10,272	
March	11,742	
April	12,500	
May	12,498	
June	12,498	

QUALITY

	Quantity	Base Number	Contract	AT	Region	England
% of FP17s for the same patient ID Re-attending within 3 months - Children	72	1,221	5.9%	10.2%	11.8%	11.8%
% of FP17s for the same patient ID Re-attending within 3 months - Adults	501	3,552	14.1%	15.7%	16.7%	15.6%
% of FP17s for the same patient ID Re-attending between 3 & 9 months - Children	710	1,221	58.1%	48.3%	48.6%	58.8%
% of FP17s for the same patient ID Re-attending between 3 & 9 months - Adults	1,620	3,552	45.6%	38.5%	39.1%	51.0%
% of FP17s for Band 1 Urgent Courses	506	4,502	11.2%	11.0%	10.6%	9.0%
% of FP17s Relating to Free Repair or Replacements	1	4,502	0.0%	0.5%	0.5%	0.8%
% of FP17s Relating to Continuations	9	4,502	0.2%	0.5%	0.7%	0.9%
% of Patients satisfied with the dentistry they have received	0	0	N/A	87.7%	90.2%	93.2%
% of Patients satisfied with the time they had to wait for an appointment	0	0	N/A	85.7%	85.0%	88.3%

* This is based on patients treated on this contract for their most recent course of treatment. Figures in italics indicate the base number of FP17s or Patient Questionnaire responses are less than 100. N/A is shown where the base number of responses is less than 10 during the period. % is calculated as Quantity/Base number*100

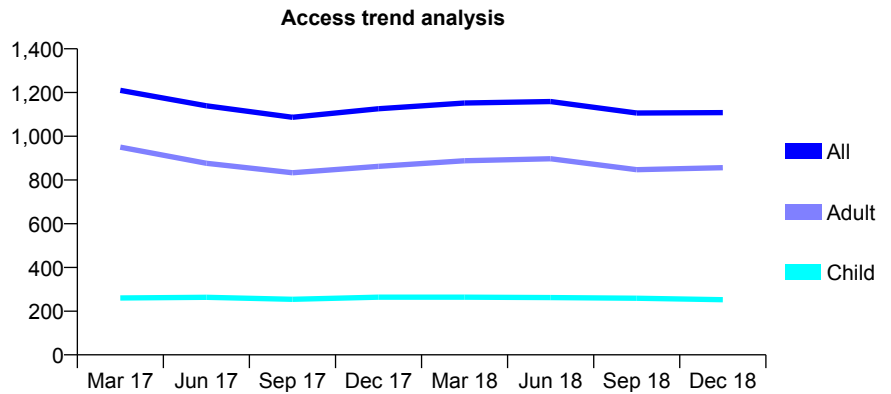
Q62 - Vital Signs At a Glance Contract Report for 143774/0001 - December 2018

Name or company name	Dr J Jeyaseelan & Dr A Thanki
Contract type name	GDS Contract
Purpose of contract	General
Contract start date	01/12/2014
Contract end date	

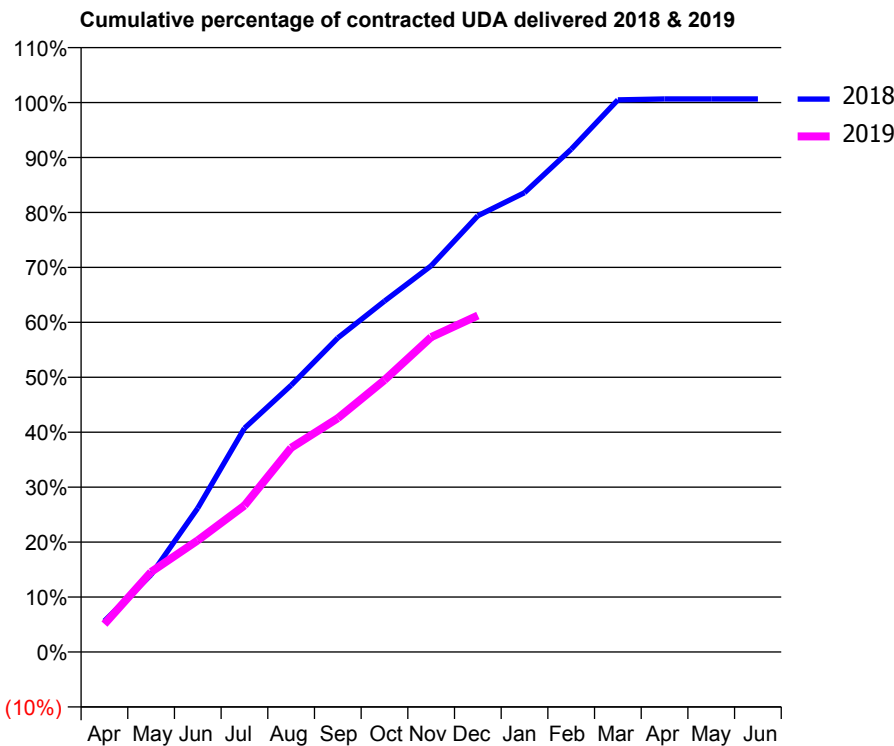
18/19 Contracted general activity (UDA)	3,957
Carry forward general activity (UDA)	-26
18/19 Contracted orthodontic activity (UOA)	0
Carry forward orthodontic activity (UOA)	0
Baseline contract value	£125,175.69

ACCESS*

Patients seen in 24 months	Total	Change since previous quarter
Quarter ending December 2017	1,126	
Quarter ending March 2018	1,152	↑
Quarter ending June 2018	1,159	→
Quarter ending September 2018	1,106	↓
Quarter ending December 2018	1,108	→
Variance since December 2017	(1.6%)	↓



ACTIVITY



Month	Adjusted Scheduled Activity (UDA)	
	2018	2019
April	223	201
May	556	577
June	1,037	804
July	1,612	1,054
August	1,921	1,471
September	2,262	1,684
October	2,527	1,958
November	2,781	2,268
December	3,141	2,423
January	3,308	
February	3,621	
March	3,976	
April	3,983	
May	3,983	
June	3,983	

QUALITY

	Quantity	Base Number	Contract	AT	Region	England
% of FP17s for the same patient ID Re-attending within 3 months - Children	1	207	0.5%	10.2%	11.8%	11.8%
% of FP17s for the same patient ID Re-attending within 3 months - Adults	26	620	4.2%	15.7%	16.7%	15.6%
% of FP17s for the same patient ID Re-attending between 3 & 9 months - Children	103	207	49.8%	48.3%	48.6%	58.8%
% of FP17s for the same patient ID Re-attending between 3 & 9 months - Adults	254	620	41.0%	38.5%	39.1%	51.0%
% of FP17s for Band 1 Urgent Courses	22	820	2.7%	11.0%	10.6%	9.0%
% of FP17s Relating to Free Repair or Replacements	0	820	0.0%	0.5%	0.5%	0.8%
% of FP17s Relating to Continuations	1	820	0.1%	0.5%	0.7%	0.9%
% of Patients satisfied with the dentistry they have received	0	0	N/A	87.7%	90.2%	93.2%
% of Patients satisfied with the time they had to wait for an appointment	0	0	N/A	85.7%	85.0%	88.3%

* This is based on patients treated on this contract for their most recent course of treatment. Figures in italics indicate the base number of FP17s or Patient Questionnaire responses are less than 100. N/A is shown where the base number of responses is less than 10 during the period. % is calculated as Quantity/Base number*100

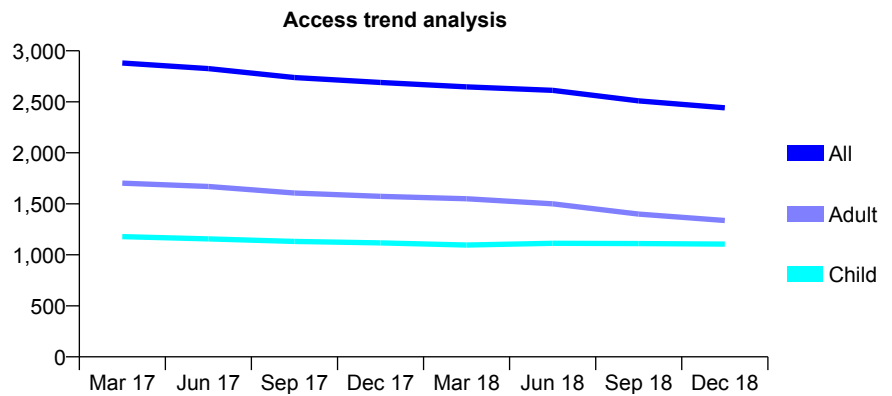
Q62 - Vital Signs At a Glance Contract Report for 144843/0001 - December 2018

Name or company name	Dr Jeff Sherer and Dr Larry Levin
Contract type name	GDS Contract
Purpose of contract	General
Contract start date	01/12/2014
Contract end date	

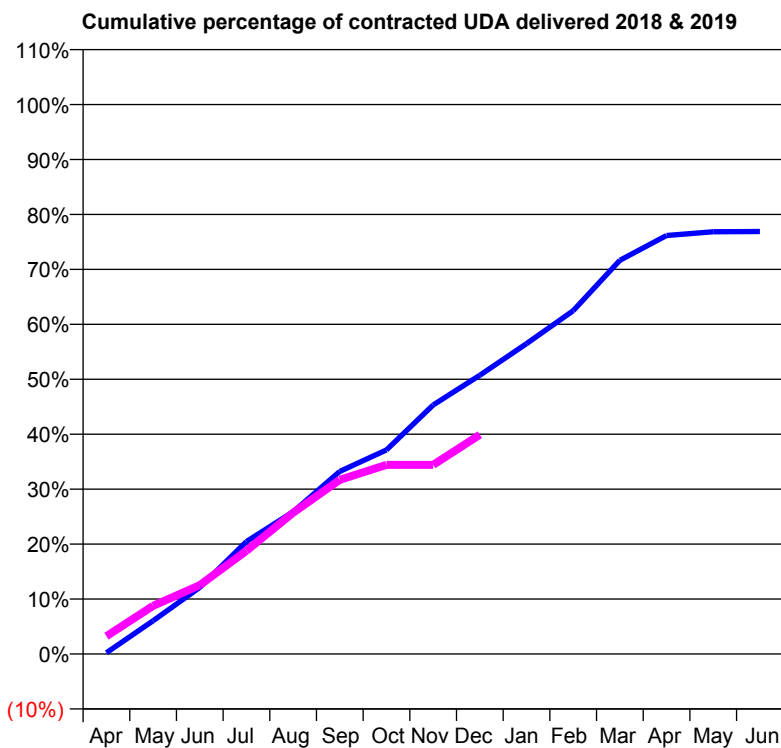
18/19 Contracted general activity (UDA)	7,313
Carry forward general activity (UDA)	0
18/19 Contracted orthodontic activity (UOA)	0
Carry forward orthodontic activity (UOA)	0
Baseline contract value	£181,865.64

ACCESS*

Patients seen in 24 months	Total	Change since previous quarter
Quarter ending December 2017	2,690	
Quarter ending March 2018	2,646	↓
Quarter ending June 2018	2,613	↓
Quarter ending September 2018	2,509	↓
Quarter ending December 2018	2,441	↓
Variance since December 2017	(9.3%)	↓



ACTIVITY



Month	Adjusted Scheduled Activity (UDA)	
	2018	2019
April	17	237
May	443	641
June	886	917
July	1,497	1,374
August	1,893	1,881
September	2,431	2,318
October	2,716	2,518
November	3,313	2,518
December	3,710	2,918
January	4,131	
February	4,568	
March	5,239	
April	5,570	
May	5,620	
June	5,623	

QUALITY

	Quantity	Base Number	Contract	AT	Region	England
% of FP17s for the same patient ID Re-attending within 3 months - Children	106	972	10.9%	10.2%	11.8%	11.8%
% of FP17s for the same patient ID Re-attending within 3 months - Adults	185	928	19.9%	15.7%	16.7%	15.6%
% of FP17s for the same patient ID Re-attending between 3 & 9 months - Children	471	972	48.5%	48.3%	48.6%	58.8%
% of FP17s for the same patient ID Re-attending between 3 & 9 months - Adults	379	928	40.8%	38.5%	39.1%	51.0%
% of FP17s for Band 1 Urgent Courses	138	1,705	8.1%	11.0%	10.6%	9.0%
% of FP17s Relating to Free Repair or Replacements	0	1,705	0.0%	0.5%	0.5%	0.8%
% of FP17s Relating to Continuations	45	1,705	2.6%	0.5%	0.7%	0.9%
% of Patients satisfied with the dentistry they have received	3	3	N/A	87.7%	90.2%	93.2%
% of Patients satisfied with the time they had to wait for an appointment	3	3	N/A	85.7%	85.0%	88.3%

* This is based on patients treated on this contract for their most recent course of treatment. Figures in italics indicate the base number of FP17s or Patient Questionnaire responses are less than 100. N/A is shown where the base number of responses is less than 10 during the period. % is calculated as Quantity/Base number*100

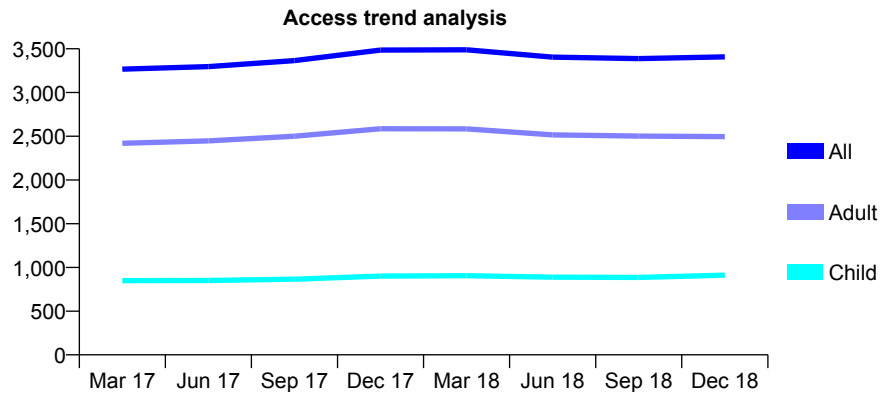
Q62 - Vital Signs At a Glance Contract Report for 145173/0001 - December 2018

Name or company name	Dr. B.C. Khuroya & Dr. R. Majithia
Contract type name	GDS Contract
Purpose of contract	General
Contract start date	01/04/2013
Contract end date	

18/19 Contracted general activity (UDA)	6,470
Carry forward general activity (UDA)	-82
18/19 Contracted orthodontic activity (UOA)	0
Carry forward orthodontic activity (UOA)	0
Baseline contract value	£158,302.88

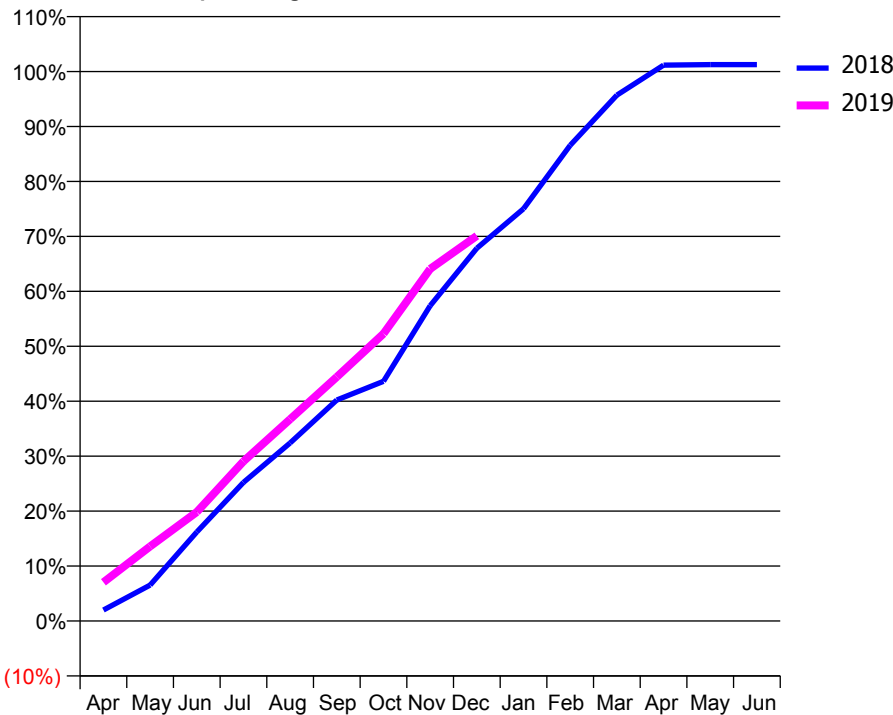
ACCESS*

Patients seen in 24 months	Total	Change since previous quarter
Quarter ending December 2017	3,485	
Quarter ending March 2018	3,489	→
Quarter ending June 2018	3,405	↓
Quarter ending September 2018	3,388	→
Quarter ending December 2018	3,407	→
Variance since December 2017	(2.2%)	↓



ACTIVITY

Cumulative percentage of contracted UDA delivered 2018 & 2019



Month	Adjusted Scheduled Activity (UDA)	
	2018	2019
April	129	456
May	424	879
June	1,048	1,284
July	1,632	1,880
August	2,097	2,376
September	2,602	2,874
October	2,822	3,383
November	3,712	4,146
December	4,389	4,534
January	4,853	
February	5,601	
March	6,191	
April	6,546	
May	6,552	
June	6,552	

QUALITY

	Quantity	Base Number	Contract	AT	Region	England
% of FP17s for the same patient ID Re-attending within 3 months - Children	67	788	8.5%	10.2%	11.8%	11.8%
% of FP17s for the same patient ID Re-attending within 3 months - Adults	274	1,791	15.3%	15.7%	16.7%	15.6%
% of FP17s for the same patient ID Re-attending between 3 & 9 months - Children	319	788	40.5%	48.3%	48.6%	58.8%
% of FP17s for the same patient ID Re-attending between 3 & 9 months - Adults	543	1,791	30.3%	38.5%	39.1%	51.0%
% of FP17s for Band 1 Urgent Courses	342	2,048	16.7%	11.0%	10.6%	9.0%
% of FP17s Relating to Free Repair or Replacements	6	2,048	0.3%	0.5%	0.5%	0.8%
% of FP17s Relating to Continuations	8	2,048	0.4%	0.5%	0.7%	0.9%
% of Patients satisfied with the dentistry they have received	0	0	N/A	87.7%	90.2%	93.2%
% of Patients satisfied with the time they had to wait for an appointment	0	0	N/A	85.7%	85.0%	88.3%

* This is based on patients treated on this contract for their most recent course of treatment. Figures in italics indicate the base number of FP17s or Patient Questionnaire responses are less than 100. N/A is shown where the base number of responses is less than 10 during the period. % is calculated as Quantity/Base number*100

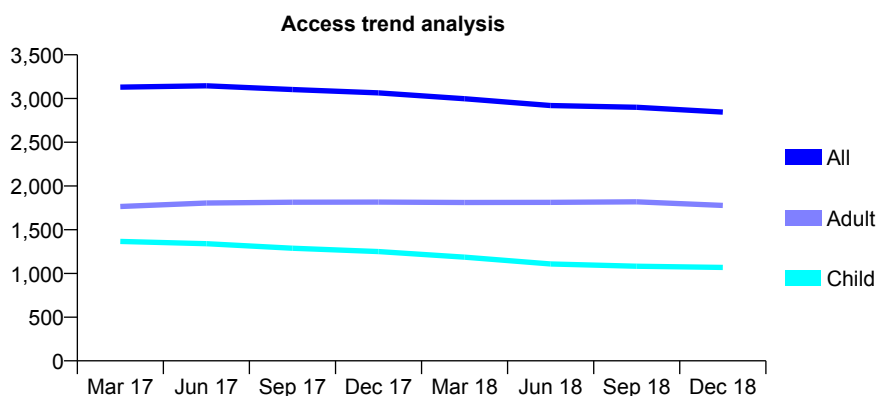
Q62 - Vital Signs At a Glance Contract Report for 147028/0001 - December 2018

Name or company name	Rose Garden Dental Practice
Contract type name	GDS Contract
Purpose of contract	General
Contract start date	01/09/2010
Contract end date	

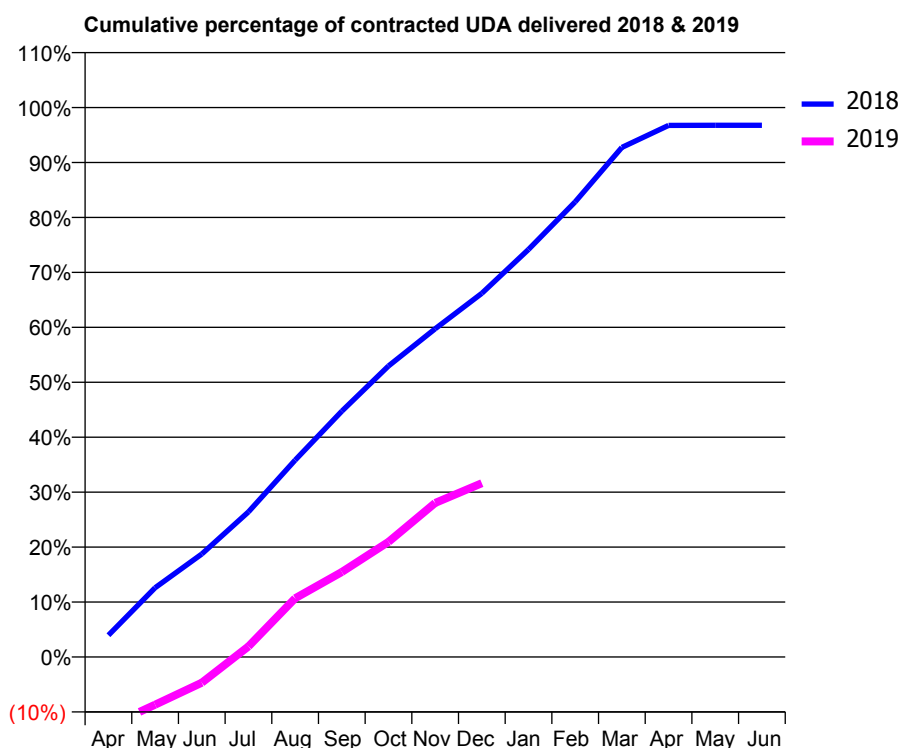
18/19 Contracted general activity (UDA)	5,672
Carry forward general activity (UDA)	943
18/19 Contracted orthodontic activity (UOA)	0
Carry forward orthodontic activity (UOA)	0
Baseline contract value	£161,817.24

ACCESS*

Patients seen in 24 months	Total	Change since previous quarter
Quarter ending December 2017	3,065	
Quarter ending March 2018	2,997	↓
Quarter ending June 2018	2,920	↓
Quarter ending September 2018	2,900	→
Quarter ending December 2018	2,845	↓
Variance since December 2017	(7.2%)	↓



ACTIVITY



Month	Adjusted Scheduled Activity (UDA)	
	2018	2019
April	226	-716
May	715	-494
June	1,063	-267
July	1,498	110
August	2,032	607
September	2,537	877
October	3,004	1,189
November	3,388	1,590
December	3,754	1,795
January	4,207	
February	4,698	
March	5,260	
April	5,487	
May	5,489	
June	5,489	

QUALITY

	Quantity	Base Number	Contract	AT	Region	England
% of FP17s for the same patient ID Re-attending within 3 months - Children	37	836	4.4%	10.2%	11.8%	11.8%
% of FP17s for the same patient ID Re-attending within 3 months - Adults	69	971	7.1%	15.7%	16.7%	15.6%
% of FP17s for the same patient ID Re-attending between 3 & 9 months - Children	381	836	45.6%	48.3%	48.6%	58.8%
% of FP17s for the same patient ID Re-attending between 3 & 9 months - Adults	251	971	25.8%	38.5%	39.1%	51.0%
% of FP17s for Band 1 Urgent Courses	115	1,225	9.4%	11.0%	10.6%	9.0%
% of FP17s Relating to Free Repair or Replacements	1	1,225	0.1%	0.5%	0.5%	0.8%
% of FP17s Relating to Continuations	1	1,225	0.1%	0.5%	0.7%	0.9%
% of Patients satisfied with the dentistry they have received	0	0	N/A	87.7%	90.2%	93.2%
% of Patients satisfied with the time they had to wait for an appointment	0	0	N/A	85.7%	85.0%	88.3%

* This is based on patients treated on this contract for their most recent course of treatment. Figures in italics indicate the base number of FP17s or Patient Questionnaire responses are less than 100. N/A is shown where the base number of responses is less than 10 during the period. % is calculated as Quantity/Base number*100

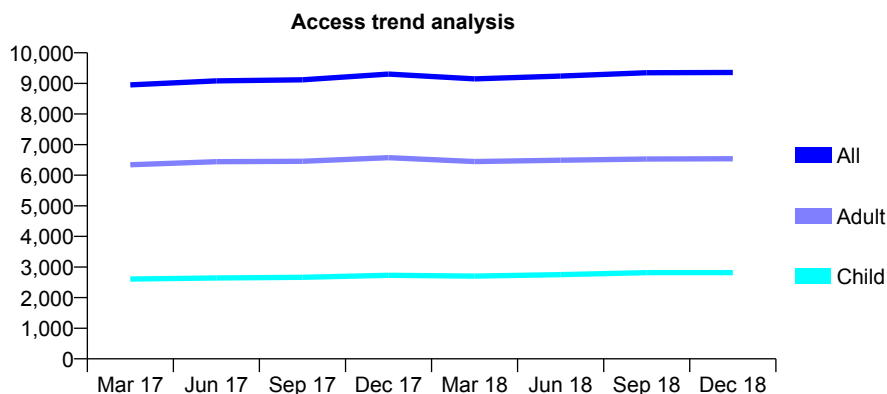
Q62 - Vital Signs At a Glance Contract Report for 148997/0001 - December 2018

Name or company name	Dr.S.B.Radia and Dr.P.Vaid
Contract type name	GDS Contract
Purpose of contract	General
Contract start date	01/11/2012
Contract end date	

18/19 Contracted general activity (UDA)	25,115
Carry forward general activity (UDA)	-466
18/19 Contracted orthodontic activity (UOA)	0
Carry forward orthodontic activity (UOA)	0
Baseline contract value	£741,890.04

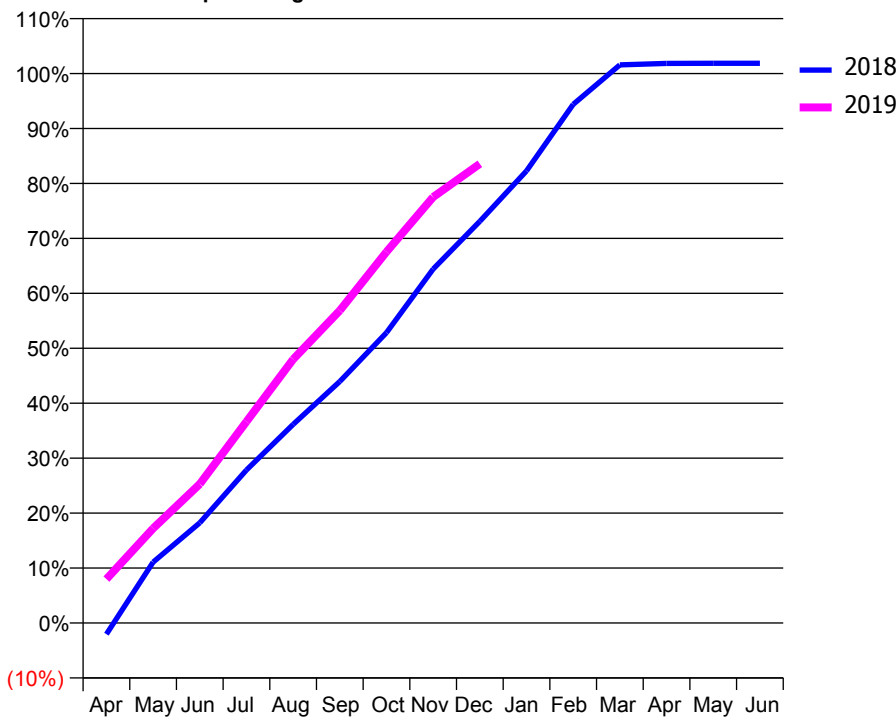
ACCESS*

Patients seen in 24 months	Total	Change since previous quarter
Quarter ending December 2017	9,303	
Quarter ending March 2018	9,150	↓
Quarter ending June 2018	9,241	→
Quarter ending September 2018	9,348	→
Quarter ending December 2018	9,356	→
Variance since December 2017	0.6%	→



ACTIVITY

Cumulative percentage of contracted UDA delivered 2018 & 2019



Month	Adjusted Scheduled Activity (UDA)	
	2018	2019
April	-514	2,005
May	2,782	4,327
June	4,583	6,356
July	6,993	9,205
August	9,077	12,052
September	11,038	14,285
October	13,269	16,962
November	16,177	19,472
December	18,362	20,987
January	20,665	
February	23,705	
March	25,507	
April	25,576	
May	25,582	
June	25,581	

QUALITY

	Quantity	Base Number	Contract	AT	Region	England
% of FP17s for the same patient ID Re-attending within 3 months - Children	199	3,030	6.6%	10.2%	11.8%	11.8%
% of FP17s for the same patient ID Re-attending within 3 months - Adults	692	5,481	12.6%	15.7%	16.7%	15.6%
% of FP17s for the same patient ID Re-attending between 3 & 9 months - Children	1,749	3,030	57.7%	48.3%	48.6%	58.8%
% of FP17s for the same patient ID Re-attending between 3 & 9 months - Adults	2,474	5,481	45.1%	38.5%	39.1%	51.0%
% of FP17s for Band 1 Urgent Courses	700	8,468	8.3%	11.0%	10.6%	9.0%
% of FP17s Relating to Free Repair or Replacements	59	8,468	0.7%	0.5%	0.5%	0.8%
% of FP17s Relating to Continuations	7	8,468	0.1%	0.5%	0.7%	0.9%
% of Patients satisfied with the dentistry they have received	3	3	N/A	87.7%	90.2%	93.2%
% of Patients satisfied with the time they had to wait for an appointment	3	3	N/A	85.7%	85.0%	88.3%

* This is based on patients treated on this contract for their most recent course of treatment. Figures in italics indicate the base number of FP17s or Patient Questionnaire responses are less than 100. N/A is shown where the base number of responses is less than 10 during the period. % is calculated as Quantity/Base number*100

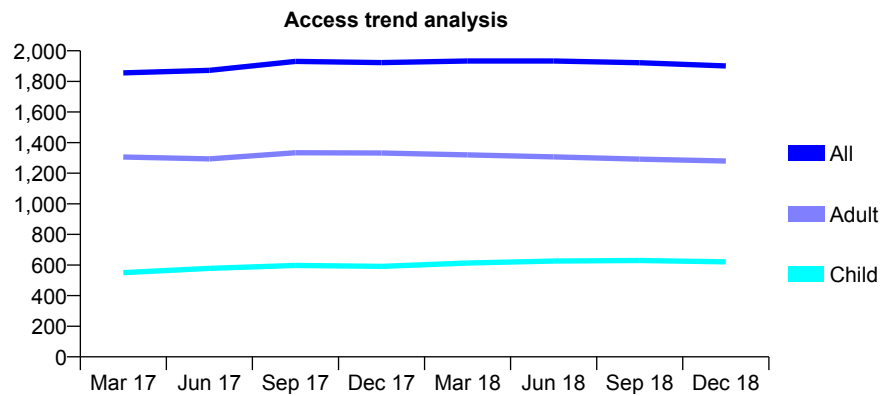
Q62 - Vital Signs At a Glance Contract Report for 150355/0001 - December 2018

Name or company name	Dr Sapneel Patel, and Dr. Cynthia Patel
Contract type name	GDS Contract
Purpose of contract	General
Contract start date	01/11/2013
Contract end date	

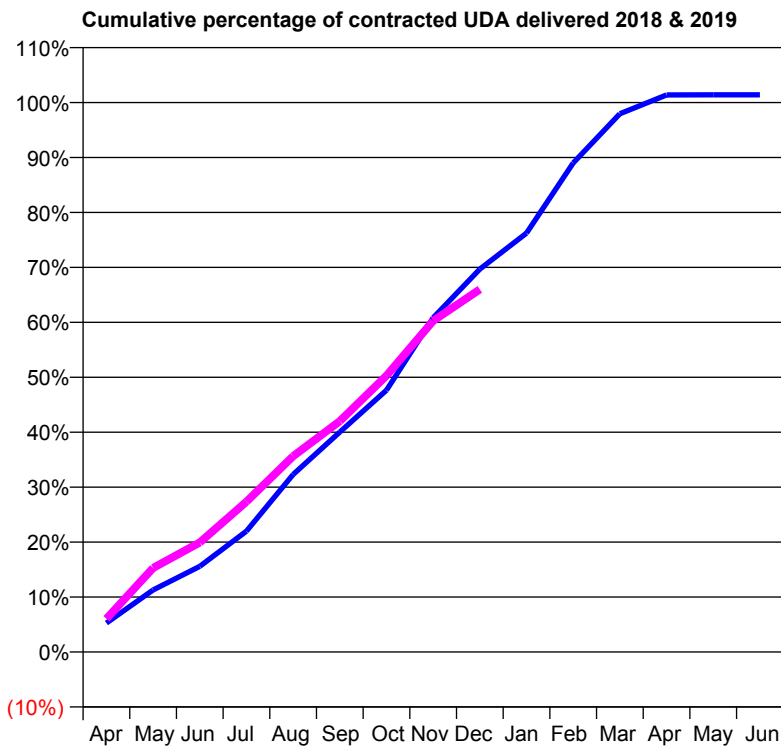
18/19 Contracted general activity (UDA)	3,975
Carry forward general activity (UDA)	-55
18/19 Contracted orthodontic activity (UOA)	0
Carry forward orthodontic activity (UOA)	0
Baseline contract value	£104,102.03

ACCESS*

Patients seen in 24 months	Total	Change since previous quarter
Quarter ending December 2017	1,923	
Quarter ending March 2018	1,933	→
Quarter ending June 2018	1,933	→
Quarter ending September 2018	1,922	→
Quarter ending December 2018	1,901	↓
Variance since December 2017	(1.1%)	↓



ACTIVITY



Adjusted Scheduled Activity (UDA)		
Month	2018	2019
April	210	241
May	449	609
June	620	792
July	874	1,088
August	1,284	1,416
September	1,592	1,671
October	1,894	2,000
November	2,418	2,396
December	2,769	2,623
January	3,031	
February	3,537	
March	3,893	
April	4,029	
May	4,030	
June	4,030	

QUALITY

	Quantity	Base Number	Contract	AT	Region	England
% of FP17s for the same patient ID Re-attending within 3 months - Children	38	618	6.1%	10.2%	11.8%	11.8%
% of FP17s for the same patient ID Re-attending within 3 months - Adults	87	957	9.1%	15.7%	16.7%	15.6%
% of FP17s for the same patient ID Re-attending between 3 & 9 months - Children	364	618	58.9%	48.3%	48.6%	58.8%
% of FP17s for the same patient ID Re-attending between 3 & 9 months - Adults	442	957	46.2%	38.5%	39.1%	51.0%
% of FP17s for Band 1 Urgent Courses	71	1,189	6.0%	11.0%	10.6%	9.0%
% of FP17s Relating to Free Repair or Replacements	11	1,189	0.9%	0.5%	0.5%	0.8%
% of FP17s Relating to Continuations	2	1,189	0.2%	0.5%	0.7%	0.9%
% of Patients satisfied with the dentistry they have received	0	0	N/A	87.7%	90.2%	93.2%
% of Patients satisfied with the time they had to wait for an appointment	0	0	N/A	85.7%	85.0%	88.3%

* This is based on patients treated on this contract for their most recent course of treatment. Figures in italics indicate the base number of FP17s or Patient Questionnaire responses are less than 100. N/A is shown where the base number of responses is less than 10 during the period. % is calculated as Quantity/Base number*100

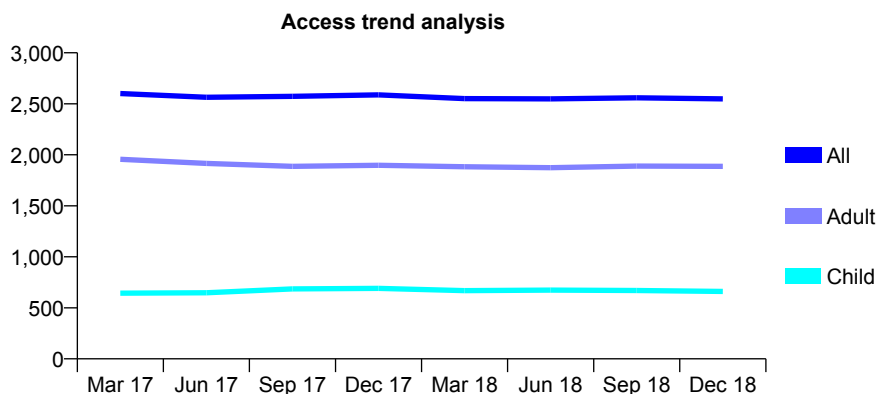
Q62 - Vital Signs At a Glance Contract Report for 153494/0001 - December 2018

Name or company name	Joginder Singh Sethi, Ranjit Kaur Sethi, De
Contract type name	GDS Contract
Purpose of contract	General
Contract start date	13/06/2011
Contract end date	

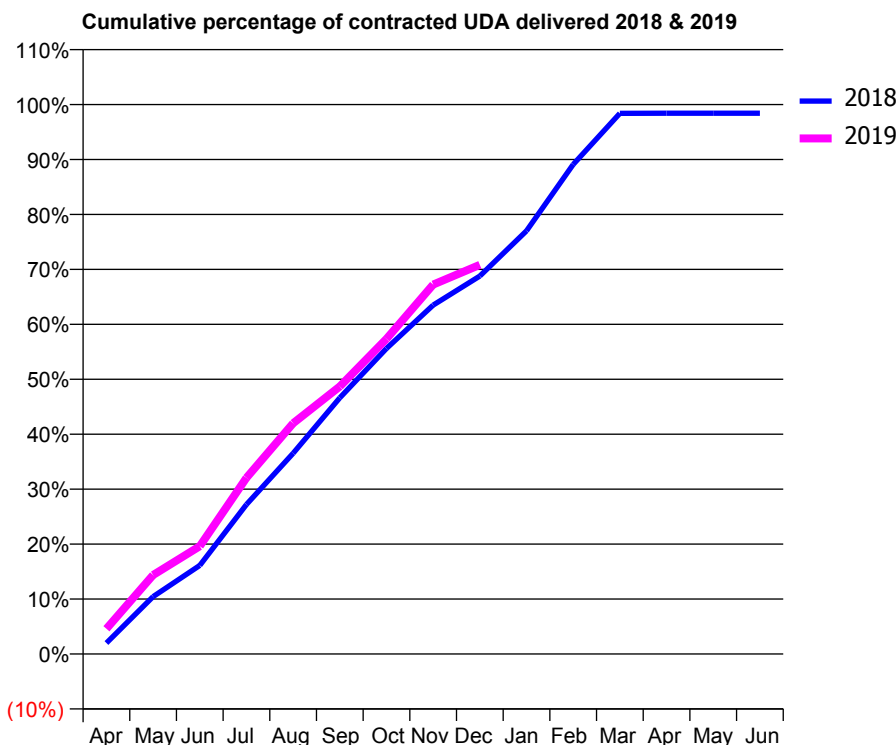
18/19 Contracted general activity (UDA)	8,420
Carry forward general activity (UDA)	134
18/19 Contracted orthodontic activity (UOA)	0
Carry forward orthodontic activity (UOA)	0
Baseline contract value	£262,275.71

ACCESS*

Patients seen in 24 months	Total	Change since previous quarter
Quarter ending December 2017	2,588	
Quarter ending March 2018	2,551	↓
Quarter ending June 2018	2,548	→
Quarter ending September 2018	2,559	→
Quarter ending December 2018	2,548	→
Variance since December 2017	(1.5%)	↓



ACTIVITY



Month	Adjusted Scheduled Activity (UDA)	
	2018	2019
April	168	388
May	881	1,211
June	1,358	1,652
July	2,292	2,701
August	3,076	3,535
September	3,926	4,099
October	4,682	4,829
November	5,346	5,661
December	5,792	5,963
January	6,484	
February	7,501	
March	8,285	
April	8,286	
May	8,286	
June	8,286	

QUALITY

	Quantity	Base Number	Contract	AT	Region	England
% of FP17s for the same patient ID Re-attending within 3 months - Children	84	634	13.2%	10.2%	11.8%	11.8%
% of FP17s for the same patient ID Re-attending within 3 months - Adults	328	1,575	20.8%	15.7%	16.7%	15.6%
% of FP17s for the same patient ID Re-attending between 3 & 9 months - Children	270	634	42.6%	48.3%	48.6%	58.8%
% of FP17s for the same patient ID Re-attending between 3 & 9 months - Adults	484	1,575	30.7%	38.5%	39.1%	51.0%
% of FP17s for Band 1 Urgent Courses	502	2,208	22.7%	11.0%	10.6%	9.0%
% of FP17s Relating to Free Repair or Replacements	26	2,208	1.2%	0.5%	0.5%	0.8%
% of FP17s Relating to Continuations	34	2,208	1.5%	0.5%	0.7%	0.9%
% of Patients satisfied with the dentistry they have received	0	0	N/A	87.7%	90.2%	93.2%
% of Patients satisfied with the time they had to wait for an appointment	0	0	N/A	85.7%	85.0%	88.3%

* This is based on patients treated on this contract for their most recent course of treatment. Figures in italics indicate the base number of FP17s or Patient Questionnaire responses are less than 100. N/A is shown where the base number of responses is less than 10 during the period. % is calculated as Quantity/Base number*100

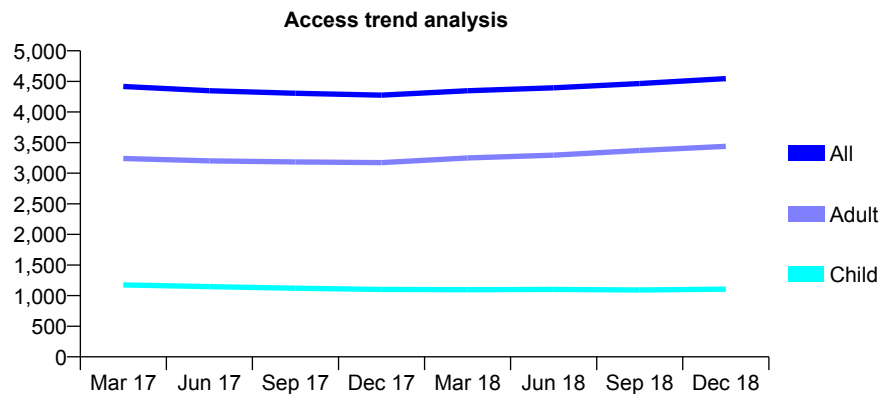
Q62 - Vital Signs At a Glance Contract Report for 154083/0001 - December 2018

Name or company name	Quality Dental Care Fulham
Contract type name	GDS Contract
Purpose of contract	General
Contract start date	01/07/2014
Contract end date	

18/19 Contracted general activity (UDA)	16,627
Carry forward general activity (UDA)	2,603
18/19 Contracted orthodontic activity (UOA)	0
Carry forward orthodontic activity (UOA)	0
Baseline contract value	£496,434.28

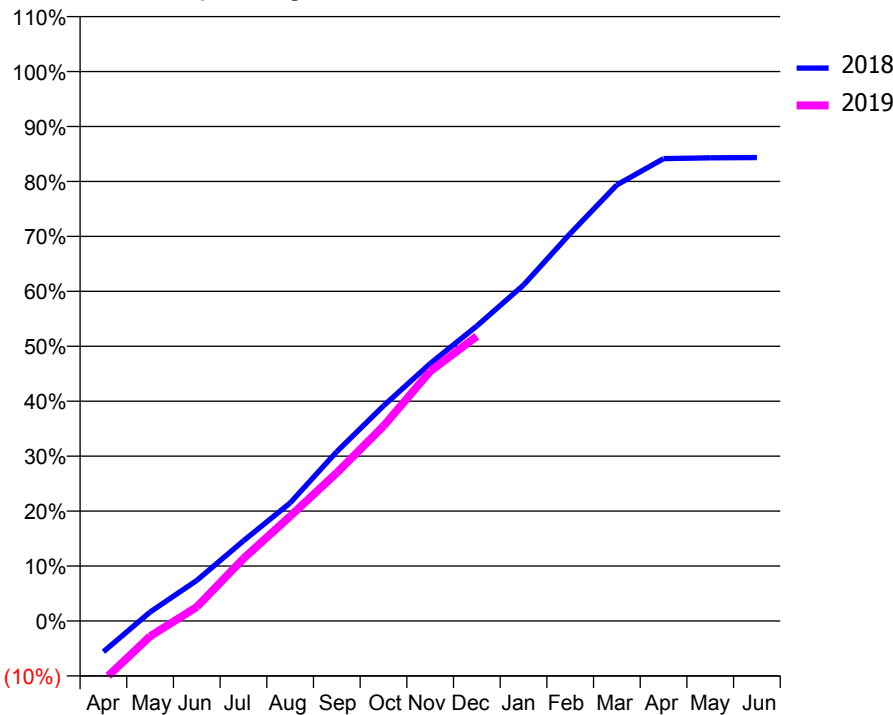
ACCESS*

Patients seen in 24 months	Total	Change since previous quarter
Quarter ending December 2017	4,275	
Quarter ending March 2018	4,348	→
Quarter ending June 2018	4,396	→
Quarter ending September 2018	4,465	→
Quarter ending December 2018	4,545	→
Variance since December 2017	6.3%	↑



ACTIVITY

Cumulative percentage of contracted UDA delivered 2018 & 2019



Month	Adjusted Scheduled Activity (UDA)	
	2018	2019
April	-936	-1,804
May	272	-465
June	1,229	425
July	2,425	1,890
August	3,574	3,168
September	5,127	4,484
October	6,511	5,899
November	7,790	7,554
December	8,928	8,618
January	10,165	
February	11,722	
March	13,196	
April	13,989	
May	14,016	
June	14,024	

QUALITY

	Quantity	Base Number	Contract	AT	Region	England
% of FP17s for the same patient ID Re-attending within 3 months - Children	91	952	9.6%	10.2%	11.8%	11.8%
% of FP17s for the same patient ID Re-attending within 3 months - Adults	592	2,983	19.8%	15.7%	16.7%	15.6%
% of FP17s for the same patient ID Re-attending between 3 & 9 months - Children	424	952	44.5%	48.3%	48.6%	58.8%
% of FP17s for the same patient ID Re-attending between 3 & 9 months - Adults	866	2,983	29.0%	38.5%	39.1%	51.0%
% of FP17s for Band 1 Urgent Courses	558	3,570	15.6%	11.0%	10.6%	9.0%
% of FP17s Relating to Free Repair or Replacements	16	3,570	0.4%	0.5%	0.5%	0.8%
% of FP17s Relating to Continuations	18	3,570	0.5%	0.5%	0.7%	0.9%
% of Patients satisfied with the dentistry they have received	2	2	N/A	87.7%	90.2%	93.2%
% of Patients satisfied with the time they had to wait for an appointment	2	2	N/A	85.7%	85.0%	88.3%

* This is based on patients treated on this contract for their most recent course of treatment. Figures in italics indicate the base number of FP17s or Patient Questionnaire responses are less than 100. N/A is shown where the base number of responses is less than 10 during the period. % is calculated as Quantity/Base number*100

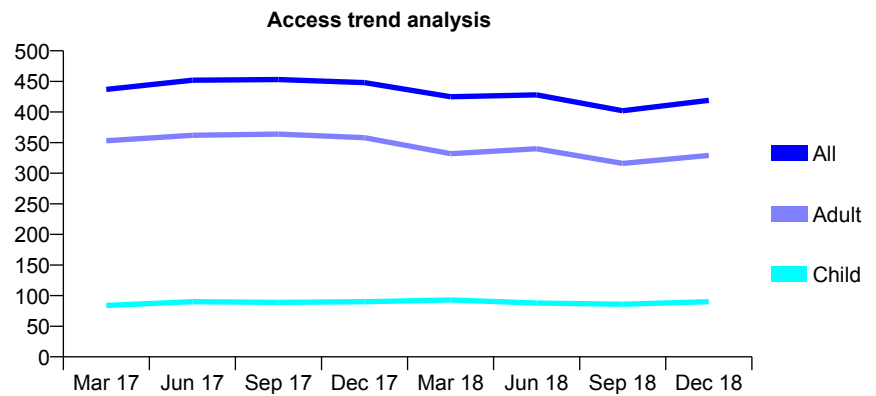
Q62 - Vital Signs At a Glance Contract Report for 154296/0001 - December 2018

Name or company name	Victoria Dental Centre
Contract type name	GDS Contract
Purpose of contract	General
Contract start date	02/11/2015
Contract end date	

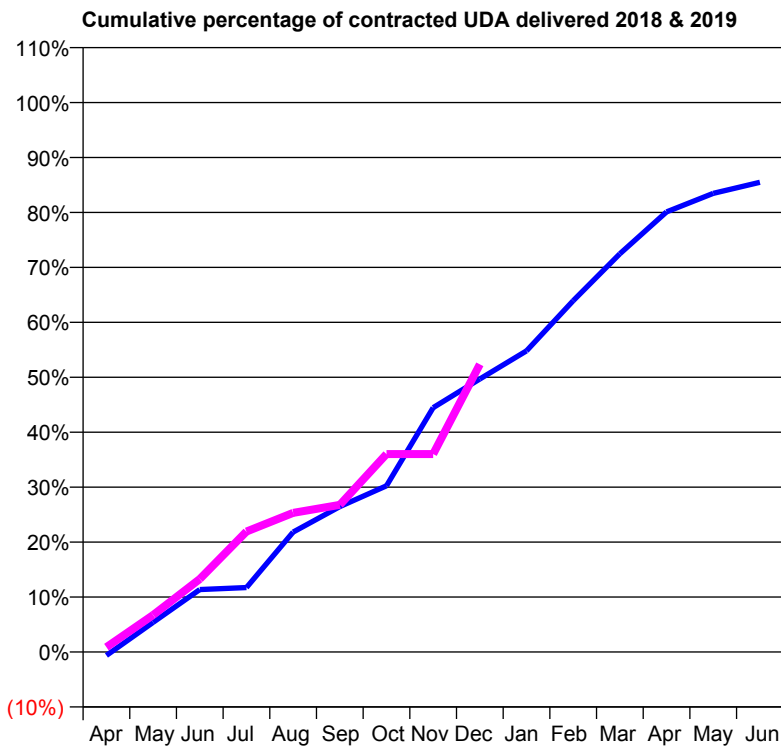
18/19 Contracted general activity (UDA)	1,395
Carry forward general activity (UDA)	0
18/19 Contracted orthodontic activity (UOA)	0
Carry forward orthodontic activity (UOA)	0
Baseline contract value	£33,833.81

ACCESS*

Patients seen in 24 months	Total	Change since previous quarter
Quarter ending December 2017	448	
Quarter ending March 2018	425	↓
Quarter ending June 2018	428	→
Quarter ending September 2018	402	↓
Quarter ending December 2018	419	↑
Variance since December 2017	(6.5%)	↓



ACTIVITY



Adjusted Scheduled Activity (UDA)		
Month	2018	2019
April	-9	12
May	75	94
June	159	185
July	164	306
August	304	353
September	369	374
October	422	502
November	620	502
December	693	730
January	765	
February	892	
March	1,011	
April	1,117	
May	1,164	
June	1,192	

QUALITY

	Quantity	Base Number	Contract	AT	Region	England
% of FP17s for the same patient ID Re-attending within 3 months - Children	1	68	1.5%	10.2%	11.8%	11.8%
% of FP17s for the same patient ID Re-attending within 3 months - Adults	24	264	9.1%	15.7%	16.7%	15.6%
% of FP17s for the same patient ID Re-attending between 3 & 9 months - Children	31	68	45.6%	48.3%	48.6%	58.8%
% of FP17s for the same patient ID Re-attending between 3 & 9 months - Adults	88	264	33.3%	38.5%	39.1%	51.0%
% of FP17s for Band 1 Urgent Courses	29	268	10.8%	11.0%	10.6%	9.0%
% of FP17s Relating to Free Repair or Replacements	1	268	0.4%	0.5%	0.5%	0.8%
% of FP17s Relating to Continuations	0	268	0.0%	0.5%	0.7%	0.9%
% of Patients satisfied with the dentistry they have received	0	0	N/A	87.7%	90.2%	93.2%
% of Patients satisfied with the time they had to wait for an appointment	0	0	N/A	85.7%	85.0%	88.3%

* This is based on patients treated on this contract for their most recent course of treatment. Figures in italics indicate the base number of FP17s or Patient Questionnaire responses are less than 100. N/A is shown where the base number of responses is less than 10 during the period. % is calculated as Quantity/Base number*100

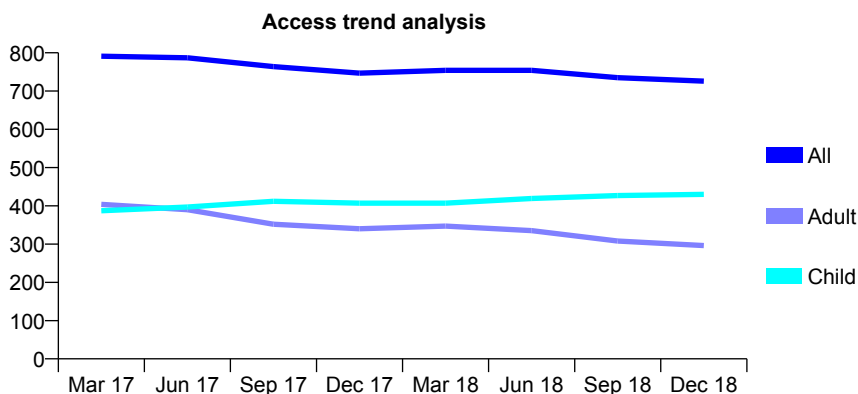
Q62 - Vital Signs At a Glance Contract Report for 154881/0001 - December 2018

Name or company name	Noorani & Shahid
Contract type name	GDS Contract
Purpose of contract	General
Contract start date	01/08/2009
Contract end date	

18/19 Contracted general activity (UDA)	1,300
Carry forward general activity (UDA)	-26
18/19 Contracted orthodontic activity (UOA)	0
Carry forward orthodontic activity (UOA)	0
Baseline contract value	£38,594.26

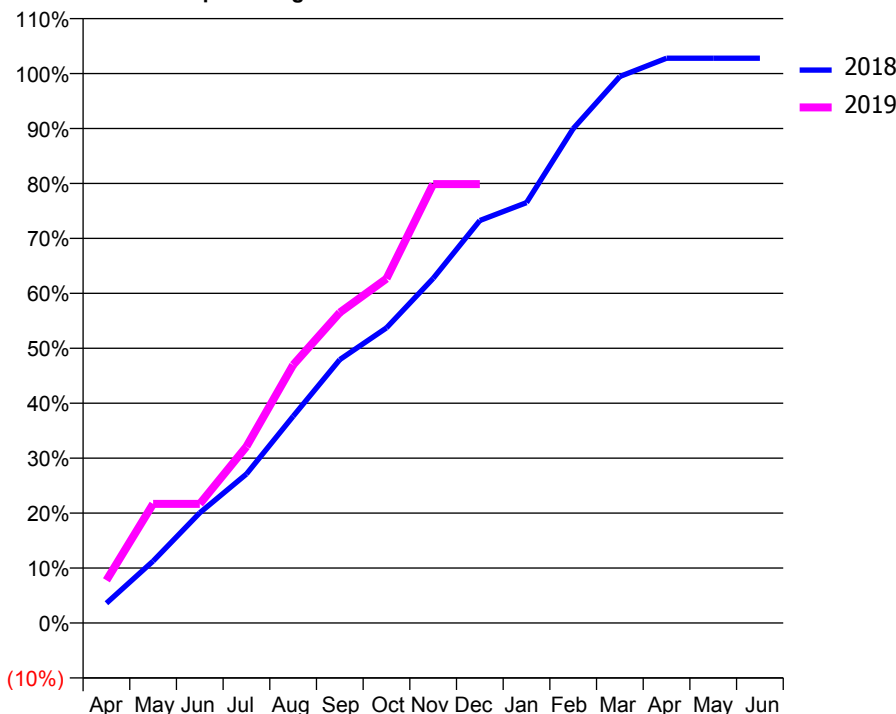
ACCESS*

Patients seen in 24 months	Total	Change since previous quarter
Quarter ending December 2017	747	
Quarter ending March 2018	754	→
Quarter ending June 2018	754	→
Quarter ending September 2018	735	↓
Quarter ending December 2018	726	↓
Variance since December 2017	(2.8%)	↓



ACTIVITY

Cumulative percentage of contracted UDA delivered 2018 & 2019



Month	Adjusted Scheduled Activity (UDA)	
	2018	2019
April	47	101
May	146	282
June	261	282
July	352	417
August	489	611
September	623	735
October	698	815
November	815	1,038
December	952	1,038
January	995	
February	1,170	
March	1,293	
April	1,336	
May	1,336	
June	1,336	

QUALITY

	Quantity	Base Number	Contract	AT	Region	England
% of FP17s for the same patient ID Re-attending within 3 months - Children	19	404	4.7%	10.2%	11.8%	11.8%
% of FP17s for the same patient ID Re-attending within 3 months - Adults	27	229	11.8%	15.7%	16.7%	15.6%
% of FP17s for the same patient ID Re-attending between 3 & 9 months - Children	208	404	51.5%	48.3%	48.6%	58.8%
% of FP17s for the same patient ID Re-attending between 3 & 9 months - Adults	82	229	35.8%	38.5%	39.1%	51.0%
% of FP17s for Band 1 Urgent Courses	37	612	6.0%	11.0%	10.6%	9.0%
% of FP17s Relating to Free Repair or Replacements	0	612	0.0%	0.5%	0.5%	0.8%
% of FP17s Relating to Continuations	12	612	2.0%	0.5%	0.7%	0.9%
% of Patients satisfied with the dentistry they have received	1	1	N/A	87.7%	90.2%	93.2%
% of Patients satisfied with the time they had to wait for an appointment	1	1	N/A	85.7%	85.0%	88.3%

* This is based on patients treated on this contract for their most recent course of treatment. Figures in italics indicate the base number of FP17s or Patient Questionnaire responses are less than 100. N/A is shown where the base number of responses is less than 10 during the period. % is calculated as Quantity/Base number*100

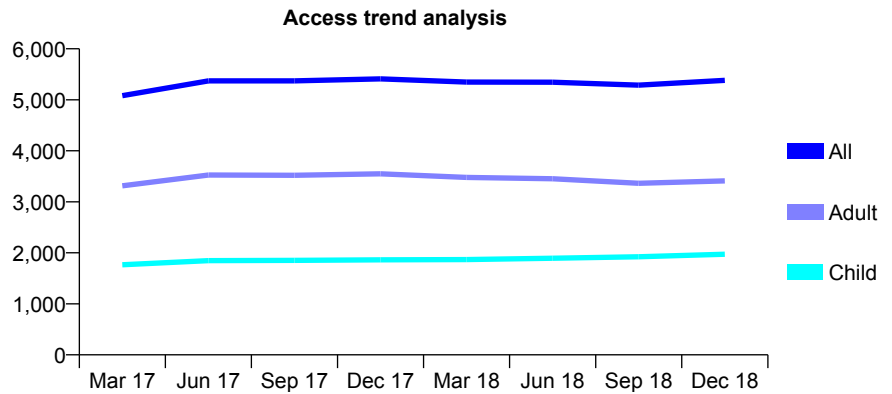
Q62 - Vital Signs At a Glance Contract Report for 155217/0001 - December 2018

Name or company name	Mr P. S. Sanehi & Mr A. K. Mirza
Contract type name	GDS Contract
Purpose of contract	General
Contract start date	01/04/2015
Contract end date	

18/19 Contracted general activity (UDA)	19,605
Carry forward general activity (UDA)	-95
18/19 Contracted orthodontic activity (UOA)	0
Carry forward orthodontic activity (UOA)	0
Baseline contract value	£652,391.98

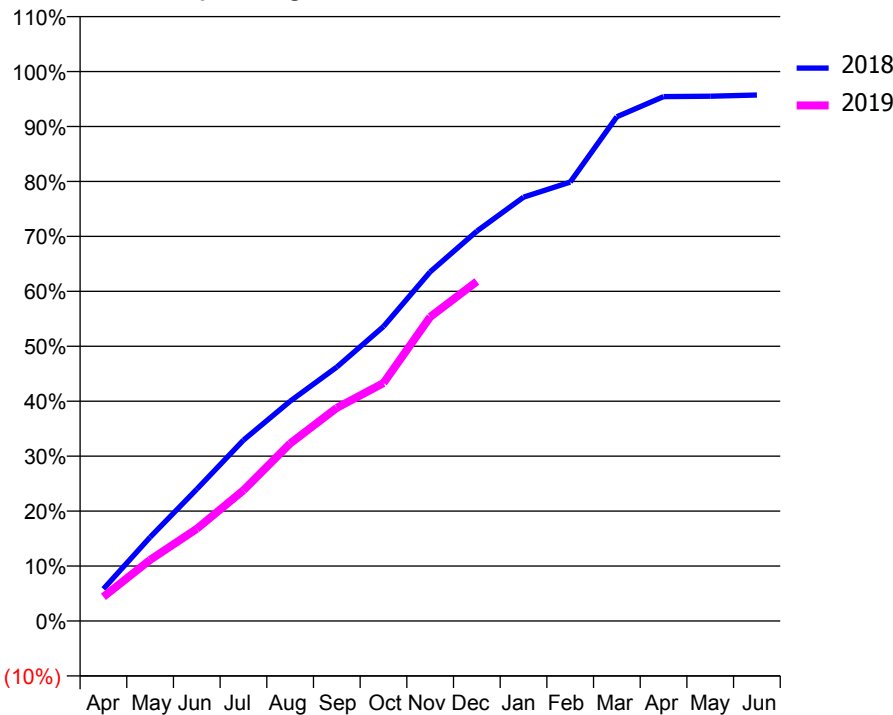
ACCESS*

Patients seen in 24 months	Total	Change since previous quarter
Quarter ending December 2017	5,411	
Quarter ending March 2018	5,347	↓
Quarter ending June 2018	5,346	→
Quarter ending September 2018	5,287	↓
Quarter ending December 2018	5,382	→
Variance since December 2017	(0.5%)	→



ACTIVITY

Cumulative percentage of contracted UDA delivered 2018 & 2019



Month	Adjusted Scheduled Activity (UDA)	
	2018	2019
April	1,145	862
May	2,990	2,182
June	4,703	3,291
July	6,453	4,665
August	7,845	6,332
September	9,061	7,603
October	10,505	8,490
November	12,455	10,851
December	13,909	12,115
January	15,121	
February	15,660	
March	17,993	
April	18,707	
May	18,725	
June	18,764	

QUALITY

	Quantity	Base Number	Contract	AT	Region	England
% of FP17s for the same patient ID Re-attending within 3 months - Children	152	1,902	8.0%	10.2%	11.8%	11.8%
% of FP17s for the same patient ID Re-attending within 3 months - Adults	432	2,635	16.4%	15.7%	16.7%	15.6%
% of FP17s for the same patient ID Re-attending between 3 & 9 months - Children	877	1,902	46.1%	48.3%	48.6%	58.8%
% of FP17s for the same patient ID Re-attending between 3 & 9 months - Adults	813	2,635	30.9%	38.5%	39.1%	51.0%
% of FP17s for Band 1 Urgent Courses	856	4,245	20.2%	11.0%	10.6%	9.0%
% of FP17s Relating to Free Repair or Replacements	1	4,245	0.0%	0.5%	0.5%	0.8%
% of FP17s Relating to Continuations	1	4,245	0.0%	0.5%	0.7%	0.9%
% of Patients satisfied with the dentistry they have received	0	0	N/A	87.7%	90.2%	93.2%
% of Patients satisfied with the time they had to wait for an appointment	0	0	N/A	85.7%	85.0%	88.3%

* This is based on patients treated on this contract for their most recent course of treatment. Figures in italics indicate the base number of FP17s or Patient Questionnaire responses are less than 100. N/A is shown where the base number of responses is less than 10 during the period. % is calculated as Quantity/Base number*100

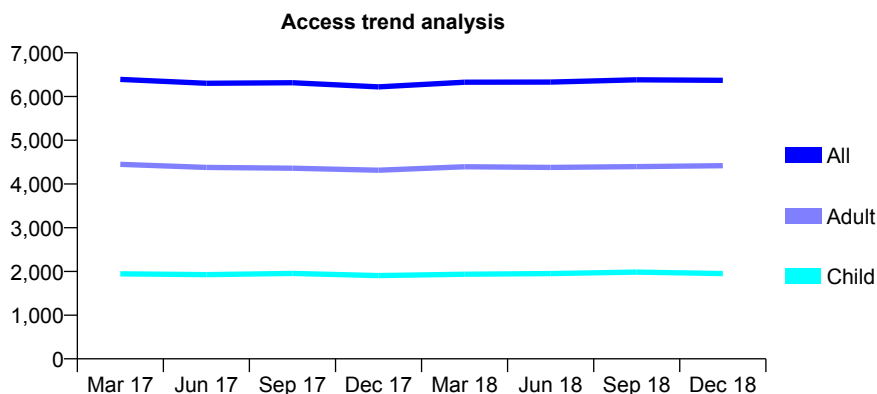
Q62 - Vital Signs At a Glance Contract Report for 157309/0001 - December 2018

Name or company name	Ms Urvi Shah and Ms Jilna Shah
Contract type name	GDS Contract
Purpose of contract	General
Contract start date	01/10/2014
Contract end date	

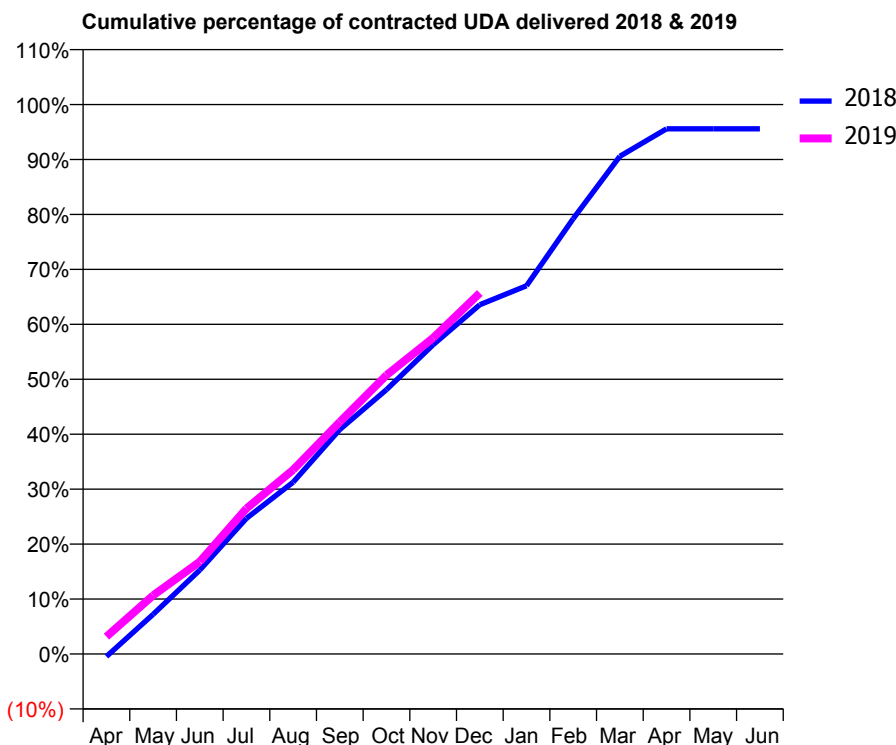
18/19 Contracted general activity (UDA)	17,729
Carry forward general activity (UDA)	0
18/19 Contracted orthodontic activity (UOA)	0
Carry forward orthodontic activity (UOA)	0
Baseline contract value	£449,071.09

ACCESS*

Patients seen in 24 months	Total	Change since previous quarter
Quarter ending December 2017	6,220	
Quarter ending March 2018	6,328	→
Quarter ending June 2018	6,329	→
Quarter ending September 2018	6,381	→
Quarter ending December 2018	6,371	→
Variance since December 2017	2.4%	↑



ACTIVITY



Month	Adjusted Scheduled Activity (UDA)	
	2018	2019
April	-85	563
May	1,278	1,892
June	2,707	2,981
July	4,379	4,694
August	5,544	5,943
September	7,241	7,489
October	8,528	8,998
November	9,981	10,197
December	11,271	11,649
January	11,880	
February	14,043	
March	16,058	
April	16,943	
May	16,947	
June	16,947	

QUALITY

	Quantity	Base Number	Contract	AT	Region	England
% of FP17s for the same patient ID Re-attending within 3 months - Children	289	2,135	13.5%	10.2%	11.8%	11.8%
% of FP17s for the same patient ID Re-attending within 3 months - Adults	927	4,142	22.4%	15.7%	16.7%	15.6%
% of FP17s for the same patient ID Re-attending between 3 & 9 months - Children	1,060	2,135	49.6%	48.3%	48.6%	58.8%
% of FP17s for the same patient ID Re-attending between 3 & 9 months - Adults	1,560	4,142	37.7%	38.5%	39.1%	51.0%
% of FP17s for Band 1 Urgent Courses	1,025	5,442	18.8%	11.0%	10.6%	9.0%
% of FP17s Relating to Free Repair or Replacements	44	5,442	0.8%	0.5%	0.5%	0.8%
% of FP17s Relating to Continuations	39	5,442	0.7%	0.5%	0.7%	0.9%
% of Patients satisfied with the dentistry they have received	2	2	N/A	87.7%	90.2%	93.2%
% of Patients satisfied with the time they had to wait for an appointment	2	2	N/A	85.7%	85.0%	88.3%

* This is based on patients treated on this contract for their most recent course of treatment. Figures in italics indicate the base number of FP17s or Patient Questionnaire responses are less than 100. N/A is shown where the base number of responses is less than 10 during the period. % is calculated as Quantity/Base number*100

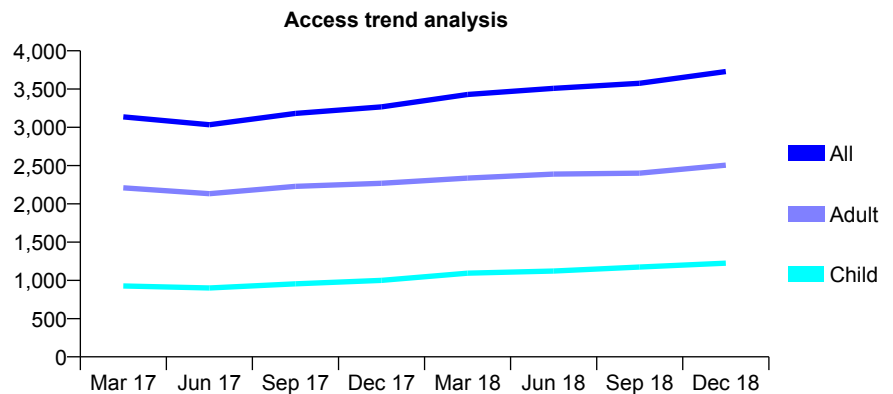
Q62 - Vital Signs At a Glance Contract Report for 157414/0001 - December 2018

Name or company name	H Patel
Contract type name	GDS Contract
Purpose of contract	General
Contract start date	01/03/2012
Contract end date	

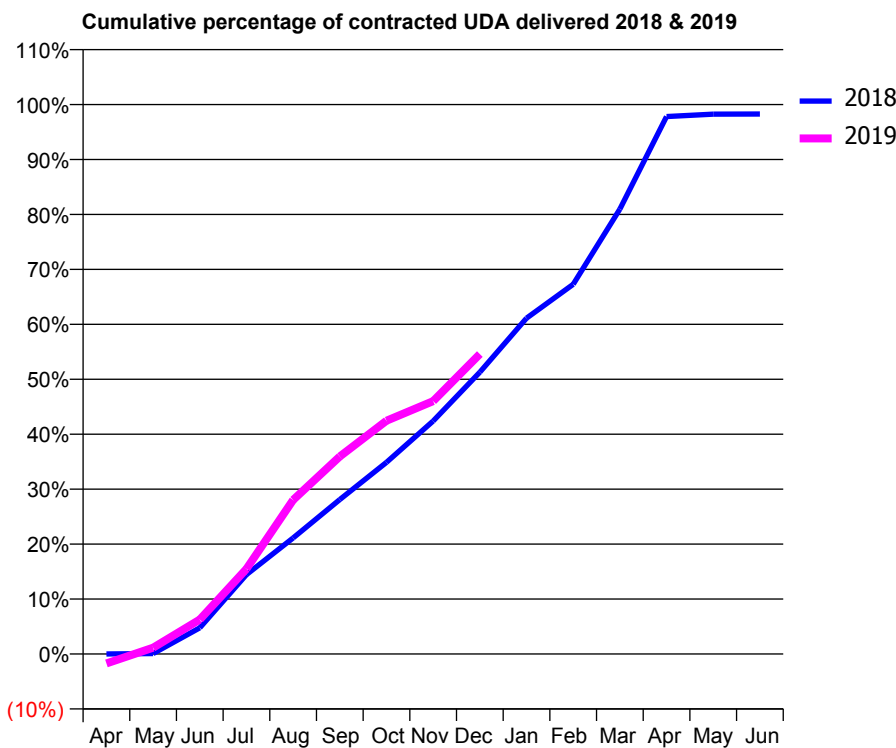
18/19 Contracted general activity (UDA)	6,000
Carry forward general activity (UDA)	104
18/19 Contracted orthodontic activity (UOA)	0
Carry forward orthodontic activity (UOA)	0
Baseline contract value	£141,745.88

ACCESS*

Patients seen in 24 months	Total	Change since previous quarter
Quarter ending December 2017	3,267	
Quarter ending March 2018	3,430	↑
Quarter ending June 2018	3,510	↑
Quarter ending September 2018	3,575	→
Quarter ending December 2018	3,729	↑
Variance since December 2017	14.1%	↑



ACTIVITY



Month	Adjusted Scheduled Activity (UDA)	
	2018	2019
April	0	-104
May	5	69
June	285	376
July	867	930
August	1,268	1,683
September	1,686	2,157
October	2,093	2,547
November	2,544	2,761
December	3,078	3,275
January	3,668	
February	4,037	
March	4,857	
April	5,868	
May	5,895	
June	5,896	

QUALITY

	Quantity	Base Number	Contract	AT	Region	England
% of FP17s for the same patient ID Re-attending within 3 months - Children	65	1,109	5.9%	10.2%	11.8%	11.8%
% of FP17s for the same patient ID Re-attending within 3 months - Adults	200	1,790	11.2%	15.7%	16.7%	15.6%
% of FP17s for the same patient ID Re-attending between 3 & 9 months - Children	536	1,109	48.3%	48.3%	48.6%	58.8%
% of FP17s for the same patient ID Re-attending between 3 & 9 months - Adults	523	1,790	29.2%	38.5%	39.1%	51.0%
% of FP17s for Band 1 Urgent Courses	159	1,901	8.4%	11.0%	10.6%	9.0%
% of FP17s Relating to Free Repair or Replacements	6	1,901	0.3%	0.5%	0.5%	0.8%
% of FP17s Relating to Continuations	5	1,901	0.3%	0.5%	0.7%	0.9%
% of Patients satisfied with the dentistry they have received	0	0	N/A	87.7%	90.2%	93.2%
% of Patients satisfied with the time they had to wait for an appointment	0	0	N/A	85.7%	85.0%	88.3%

* This is based on patients treated on this contract for their most recent course of treatment. Figures in italics indicate the base number of FP17s or Patient Questionnaire responses are less than 100. N/A is shown where the base number of responses is less than 10 during the period. % is calculated as Quantity/Base number*100

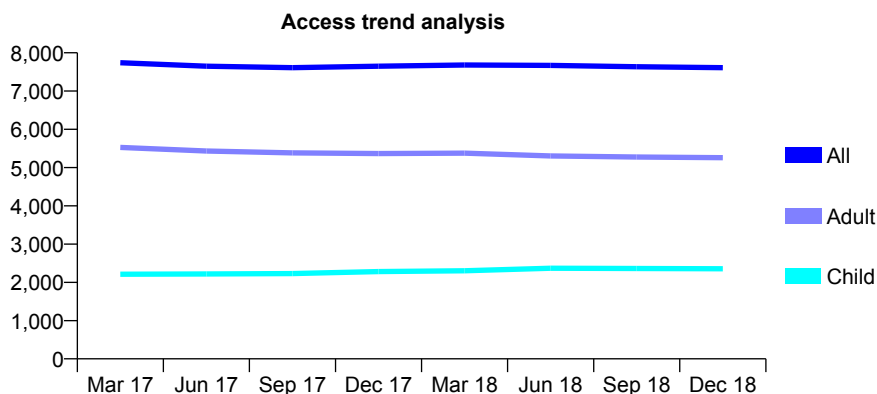
Q62 - Vital Signs At a Glance Contract Report for 158844/0001 - December 2018

Name or company name	Dr. Y. Nanavati & Dr. T. Mirza
Contract type name	GDS Contract
Purpose of contract	General
Contract start date	01/10/2012
Contract end date	

18/19 Contracted general activity (UDA)	24,603
Carry forward general activity (UDA)	69
18/19 Contracted orthodontic activity (UOA)	0
Carry forward orthodontic activity (UOA)	0
Baseline contract value	£659,504.16

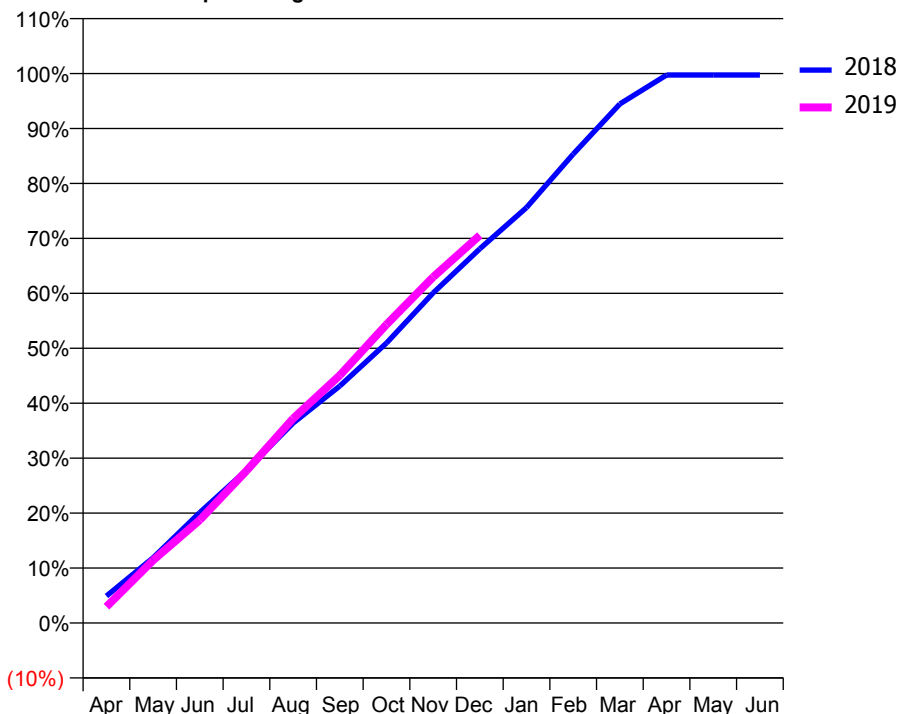
ACCESS*

Patients seen in 24 months	Total	Change since previous quarter
Quarter ending December 2017	7,648	
Quarter ending March 2018	7,680	→
Quarter ending June 2018	7,671	→
Quarter ending September 2018	7,637	→
Quarter ending December 2018	7,613	→
Variance since December 2017	(0.5%)	→



ACTIVITY

Cumulative percentage of contracted UDA delivered 2018 & 2019



Month	Adjusted Scheduled Activity (UDA)	
	2018	2019
April	1,210	730
May	2,924	2,809
June	4,948	4,614
July	6,844	6,814
August	8,954	9,154
September	10,609	11,091
October	12,535	13,367
November	14,778	15,488
December	16,758	17,361
January	18,602	
February	20,993	
March	23,241	
April	24,537	
May	24,534	
June	24,534	

QUALITY

	Quantity	Base Number	Contract	AT	Region	England
% of FP17s for the same patient ID Re-attending within 3 months - Children	122	2,382	5.1%	10.2%	11.8%	11.8%
% of FP17s for the same patient ID Re-attending within 3 months - Adults	578	4,465	12.9%	15.7%	16.7%	15.6%
% of FP17s for the same patient ID Re-attending between 3 & 9 months - Children	1,213	2,382	50.9%	48.3%	48.6%	58.8%
% of FP17s for the same patient ID Re-attending between 3 & 9 months - Adults	1,992	4,465	44.6%	38.5%	39.1%	51.0%
% of FP17s for Band 1 Urgent Courses	396	6,425	6.2%	11.0%	10.6%	9.0%
% of FP17s Relating to Free Repair or Replacements	46	6,425	0.7%	0.5%	0.5%	0.8%
% of FP17s Relating to Continuations	29	6,425	0.5%	0.5%	0.7%	0.9%
% of Patients satisfied with the dentistry they have received	1	1	N/A	87.7%	90.2%	93.2%
% of Patients satisfied with the time they had to wait for an appointment	0	1	N/A	85.7%	85.0%	88.3%

* This is based on patients treated on this contract for their most recent course of treatment. Figures in italics indicate the base number of FP17s or Patient Questionnaire responses are less than 100. N/A is shown where the base number of responses is less than 10 during the period. % is calculated as Quantity/Base number*100

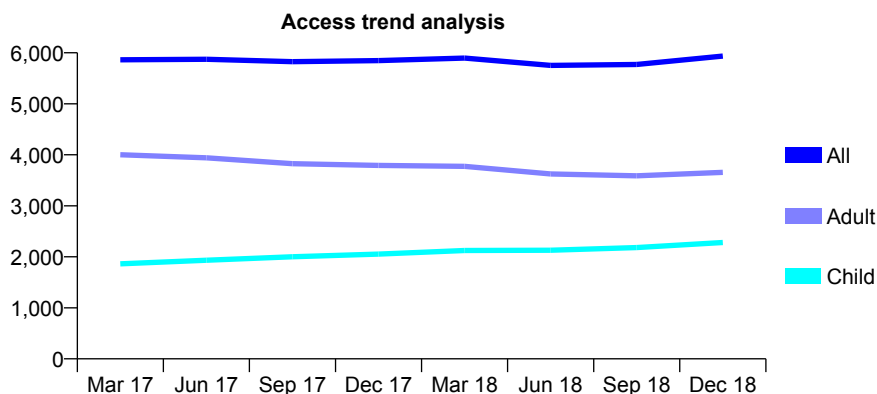
Q62 - Vital Signs At a Glance Contract Report for 159042/0001 - December 2018

Name or company name	Surgery@102 Limited
Contract type name	GDS Contract
Purpose of contract	General
Contract start date	01/01/2011
Contract end date	

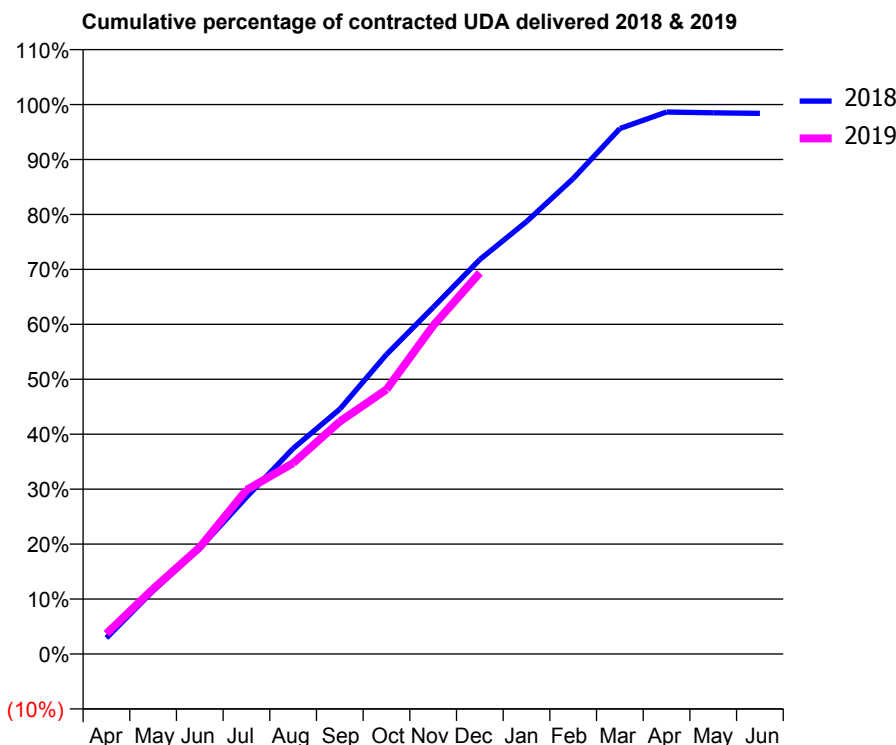
18/19 Contracted general activity (UDA)	13,347
Carry forward general activity (UDA)	215
18/19 Contracted orthodontic activity (UOA)	0
Carry forward orthodontic activity (UOA)	0
Baseline contract value	£360,775.58

ACCESS*

Patients seen in 24 months	Total	Change since previous quarter
Quarter ending December 2017	5,847	
Quarter ending March 2018	5,896	→
Quarter ending June 2018	5,753	↓
Quarter ending September 2018	5,770	→
Quarter ending December 2018	5,936	↑
Variance since December 2017	1.5%	→



ACTIVITY



Month	Adjusted Scheduled Activity (UDA)	
	2018	2019
April	391	493
May	1,533	1,583
June	2,570	2,594
July	3,812	3,986
August	4,992	4,638
September	5,950	5,647
October	7,277	6,426
November	8,419	7,975
December	9,584	9,258
January	10,503	
February	11,547	
March	12,762	
April	13,165	
May	13,144	
June	13,132	

QUALITY

	Quantity	Base Number	Contract	AT	Region	England
% of FP17s for the same patient ID Re-attending within 3 months - Children	173	1,938	8.9%	10.2%	11.8%	11.8%
% of FP17s for the same patient ID Re-attending within 3 months - Adults	555	2,739	20.3%	15.7%	16.7%	15.6%
% of FP17s for the same patient ID Re-attending between 3 & 9 months - Children	870	1,938	44.9%	48.3%	48.6%	58.8%
% of FP17s for the same patient ID Re-attending between 3 & 9 months - Adults	675	2,739	24.6%	38.5%	39.1%	51.0%
% of FP17s for Band 1 Urgent Courses	756	3,988	19.0%	11.0%	10.6%	9.0%
% of FP17s Relating to Free Repair or Replacements	17	3,988	0.4%	0.5%	0.5%	0.8%
% of FP17s Relating to Continuations	15	3,988	0.4%	0.5%	0.7%	0.9%
% of Patients satisfied with the dentistry they have received	4	5	N/A	87.7%	90.2%	93.2%
% of Patients satisfied with the time they had to wait for an appointment	3	5	N/A	85.7%	85.0%	88.3%

* This is based on patients treated on this contract for their most recent course of treatment. Figures in italics indicate the base number of FP17s or Patient Questionnaire responses are less than 100. N/A is shown where the base number of responses is less than 10 during the period. % is calculated as Quantity/Base number*100

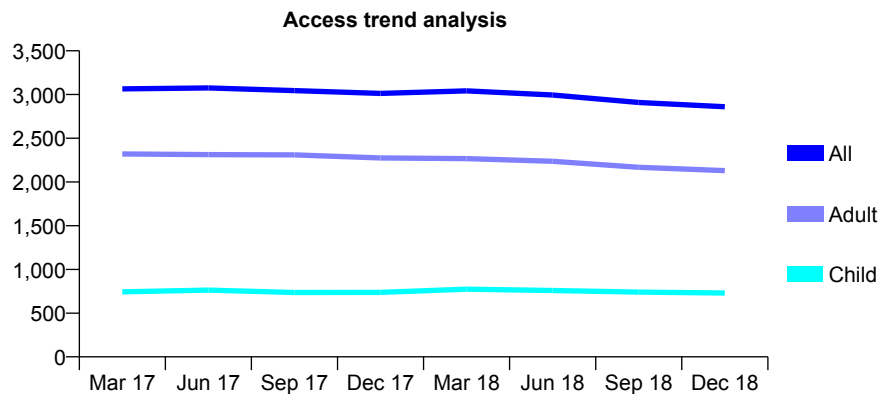
Q62 - Vital Signs At a Glance Contract Report for 159271/0001 - December 2018

Name or company name	Dr. K. Patel
Contract type name	GDS Contract
Purpose of contract	General
Contract start date	01/11/2012
Contract end date	

18/19 Contracted general activity (UDA)	7,685
Carry forward general activity (UDA)	-84
18/19 Contracted orthodontic activity (UOA)	0
Carry forward orthodontic activity (UOA)	0
Baseline contract value	£224,767.52

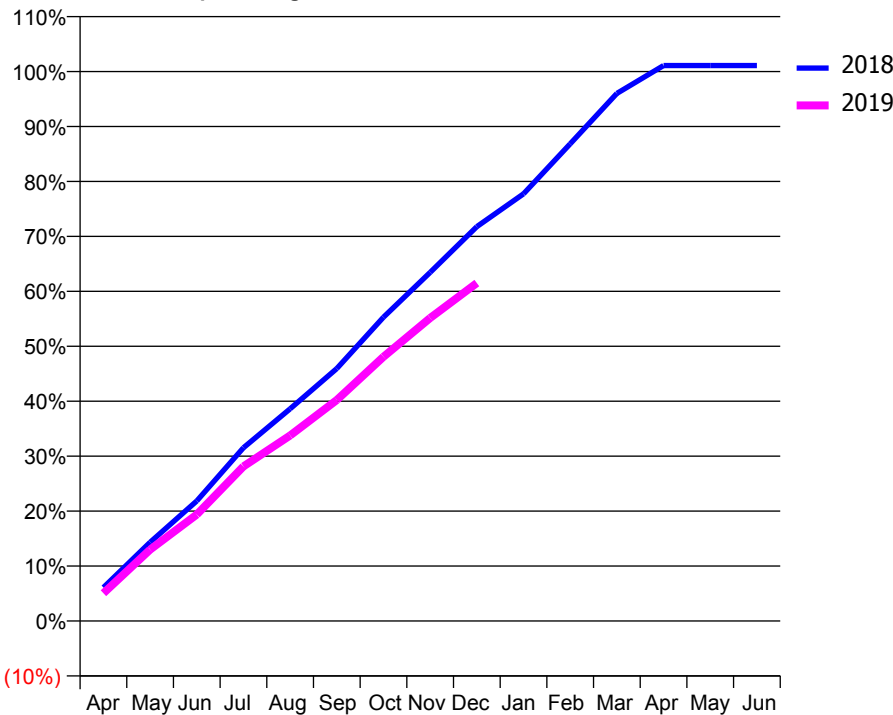
ACCESS*

Patients seen in 24 months	Total	Change since previous quarter
Quarter ending December 2017	3,013	
Quarter ending March 2018	3,041	→
Quarter ending June 2018	2,994	↓
Quarter ending September 2018	2,909	↓
Quarter ending December 2018	2,860	↓
Variance since December 2017	(5.1%)	↓



ACTIVITY

Cumulative percentage of contracted UDA delivered 2018 & 2019



Month	Adjusted Scheduled Activity (UDA)	
	2018	2019
April	469	388
May	1,102	999
June	1,680	1,490
July	2,424	2,162
August	2,968	2,594
September	3,531	3,091
October	4,250	3,694
November	4,875	4,237
December	5,515	4,726
January	5,974	
February	6,673	
March	7,379	
April	7,769	
May	7,769	
June	7,769	

QUALITY

	Quantity	Base Number	Contract	AT	Region	England
% of FP17s for the same patient ID Re-attending within 3 months - Children	30	624	4.8%	10.2%	11.8%	11.8%
% of FP17s for the same patient ID Re-attending within 3 months - Adults	247	1,901	13.0%	15.7%	16.7%	15.6%
% of FP17s for the same patient ID Re-attending between 3 & 9 months - Children	315	624	50.5%	48.3%	48.6%	58.8%
% of FP17s for the same patient ID Re-attending between 3 & 9 months - Adults	1,035	1,901	54.4%	38.5%	39.1%	51.0%
% of FP17s for Band 1 Urgent Courses	210	2,373	8.8%	11.0%	10.6%	9.0%
% of FP17s Relating to Free Repair or Replacements	12	2,373	0.5%	0.5%	0.5%	0.8%
% of FP17s Relating to Continuations	27	2,373	1.1%	0.5%	0.7%	0.9%
% of Patients satisfied with the dentistry they have received	3	3	N/A	87.7%	90.2%	93.2%
% of Patients satisfied with the time they had to wait for an appointment	3	3	N/A	85.7%	85.0%	88.3%

* This is based on patients treated on this contract for their most recent course of treatment. Figures in italics indicate the base number of FP17s or Patient Questionnaire responses are less than 100. N/A is shown where the base number of responses is less than 10 during the period. % is calculated as Quantity/Base number*100

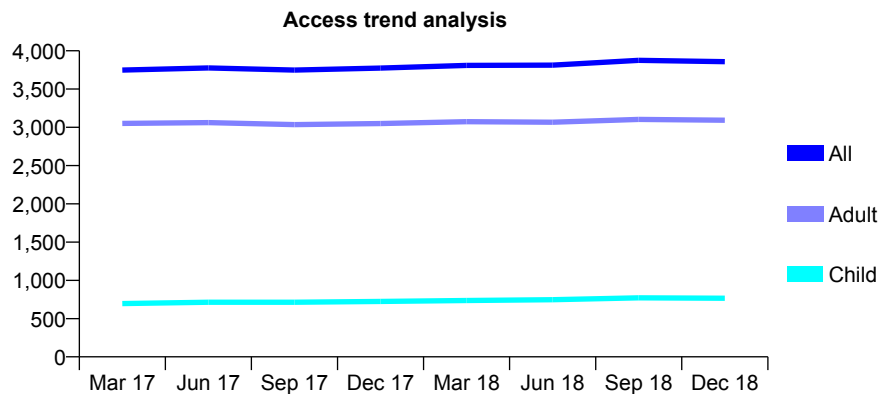
Q62 - Vital Signs At a Glance Contract Report for 159328/0001 - December 2018

Name or company name	Bhuva Dental Surgery - Pinner
Contract type name	GDS Contract
Purpose of contract	General
Contract start date	01/04/2014
Contract end date	

18/19 Contracted general activity (UDA)	7,956
Carry forward general activity (UDA)	-65
18/19 Contracted orthodontic activity (UOA)	0
Carry forward orthodontic activity (UOA)	0
Baseline contract value	£223,919.72

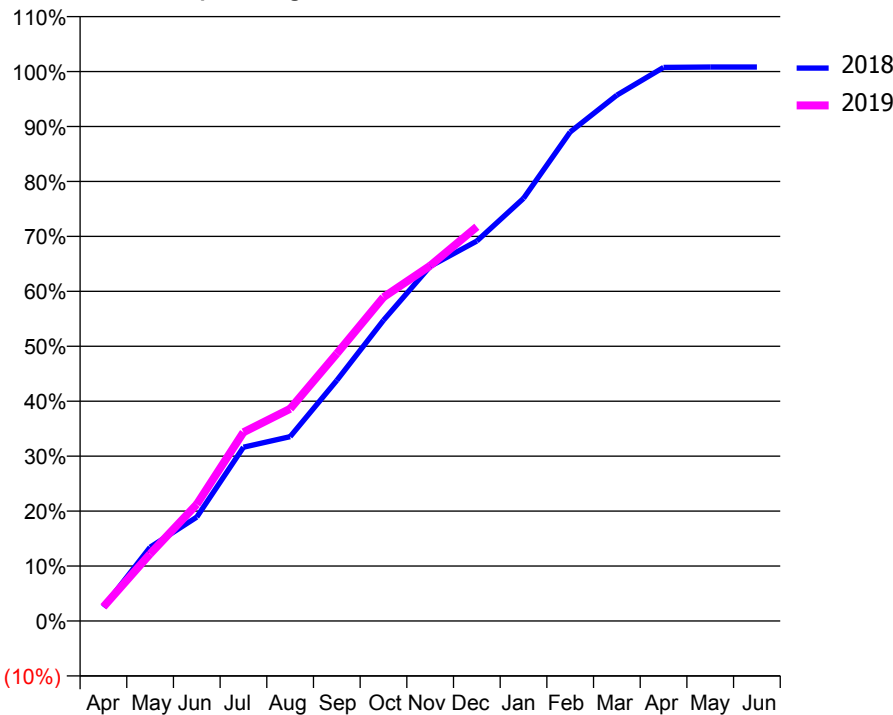
ACCESS*

Patients seen in 24 months	Total	Change since previous quarter
Quarter ending December 2017	3,774	
Quarter ending March 2018	3,810	→
Quarter ending June 2018	3,813	→
Quarter ending September 2018	3,875	→
Quarter ending December 2018	3,858	→
Variance since December 2017	2.2%	↑



ACTIVITY

Cumulative percentage of contracted UDA delivered 2018 & 2019



Month	Adjusted Scheduled Activity (UDA)	
	2018	2019
April	202	206
May	1,068	972
June	1,505	1,690
July	2,516	2,732
August	2,668	3,073
September	3,484	3,871
October	4,354	4,689
November	5,134	5,145
December	5,501	5,709
January	6,120	
February	7,081	
March	7,613	
April	8,015	
May	8,021	
June	8,021	

QUALITY

	Quantity	Base Number	Contract	AT	Region	England
% of FP17s for the same patient ID Re-attending within 3 months - Children	33	843	3.9%	10.2%	11.8%	11.8%
% of FP17s for the same patient ID Re-attending within 3 months - Adults	138	2,975	4.6%	15.7%	16.7%	15.6%
% of FP17s for the same patient ID Re-attending between 3 & 9 months - Children	530	843	62.9%	48.3%	48.6%	58.8%
% of FP17s for the same patient ID Re-attending between 3 & 9 months - Adults	1,868	2,975	62.8%	38.5%	39.1%	51.0%
% of FP17s for Band 1 Urgent Courses	101	3,527	2.9%	11.0%	10.6%	9.0%
% of FP17s Relating to Free Repair or Replacements	2	3,527	0.1%	0.5%	0.5%	0.8%
% of FP17s Relating to Continuations	0	3,527	0.0%	0.5%	0.7%	0.9%
% of Patients satisfied with the dentistry they have received	2	2	N/A	87.7%	90.2%	93.2%
% of Patients satisfied with the time they had to wait for an appointment	2	2	N/A	85.7%	85.0%	88.3%

* This is based on patients treated on this contract for their most recent course of treatment. Figures in italics indicate the base number of FP17s or Patient Questionnaire responses are less than 100. N/A is shown where the base number of responses is less than 10 during the period. % is calculated as Quantity/Base number*100

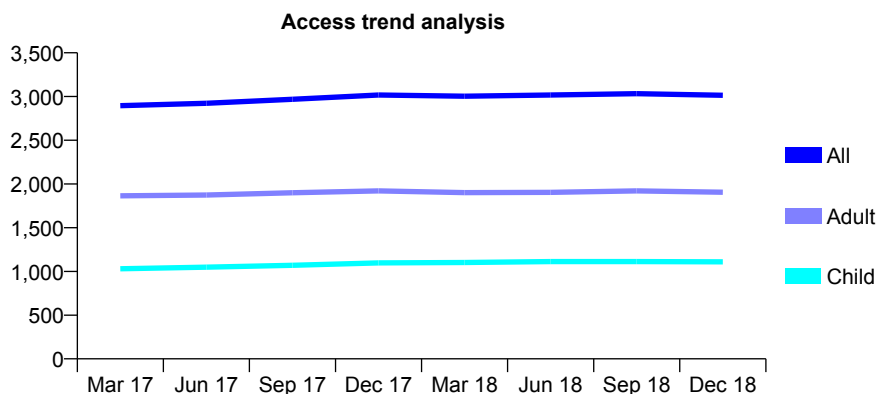
Q62 - Vital Signs At a Glance Contract Report for 160210/0001 - December 2018

Name or company name	S Cowley, R Ingham and J Angelo
Contract type name	GDS Contract
Purpose of contract	General
Contract start date	01/11/2012
Contract end date	

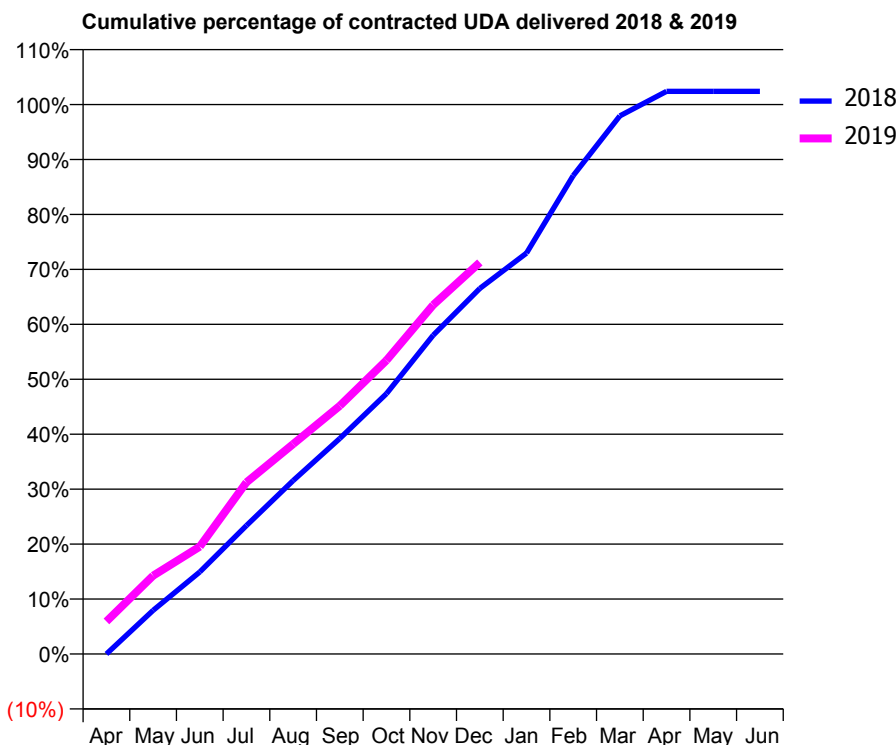
18/19 Contracted general activity (UDA)	9,436
Carry forward general activity (UDA)	-189
18/19 Contracted orthodontic activity (UOA)	0
Carry forward orthodontic activity (UOA)	0
Baseline contract value	£391,943.12

ACCESS*

Patients seen in 24 months	Total	Change since previous quarter
Quarter ending December 2017	3,018	
Quarter ending March 2018	3,003	→
Quarter ending June 2018	3,017	→
Quarter ending September 2018	3,033	→
Quarter ending December 2018	3,014	→
Variance since December 2017	(0.1%)	→



ACTIVITY



Month	Adjusted Scheduled Activity (UDA)	
	2018	2019
April	0	560
May	749	1,344
June	1,409	1,844
July	2,206	2,948
August	2,978	3,604
September	3,701	4,262
October	4,471	5,043
November	5,474	5,994
December	6,278	6,725
January	6,885	
February	8,216	
March	9,241	
April	9,663	
May	9,663	
June	9,663	

QUALITY

	Quantity	Base Number	Contract	AT	Region	England
% of FP17s for the same patient ID Re-attending within 3 months - Children	70	809	8.7%	10.2%	11.8%	11.8%
% of FP17s for the same patient ID Re-attending within 3 months - Adults	256	1,306	19.6%	15.7%	16.7%	15.6%
% of FP17s for the same patient ID Re-attending between 3 & 9 months - Children	313	809	38.7%	48.3%	48.6%	58.8%
% of FP17s for the same patient ID Re-attending between 3 & 9 months - Adults	340	1,306	26.0%	38.5%	39.1%	51.0%
% of FP17s for Band 1 Urgent Courses	341	2,023	16.9%	11.0%	10.6%	9.0%
% of FP17s Relating to Free Repair or Replacements	11	2,023	0.5%	0.5%	0.5%	0.8%
% of FP17s Relating to Continuations	26	2,023	1.3%	0.5%	0.7%	0.9%
% of Patients satisfied with the dentistry they have received	0	0	N/A	87.7%	90.2%	93.2%
% of Patients satisfied with the time they had to wait for an appointment	0	0	N/A	85.7%	85.0%	88.3%

* This is based on patients treated on this contract for their most recent course of treatment. Figures in italics indicate the base number of FP17s or Patient Questionnaire responses are less than 100. N/A is shown where the base number of responses is less than 10 during the period. % is calculated as Quantity/Base number*100

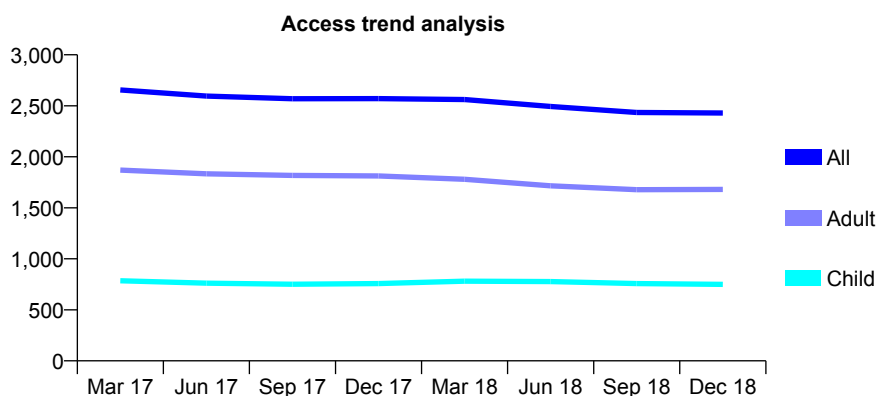
Q62 - Vital Signs At a Glance Contract Report for 160423/0001 - December 2018

Name or company name	Mr Neil Paryani & Ms Poonam Paryani
Contract type name	GDS Contract
Purpose of contract	General
Contract start date	01/01/2015
Contract end date	

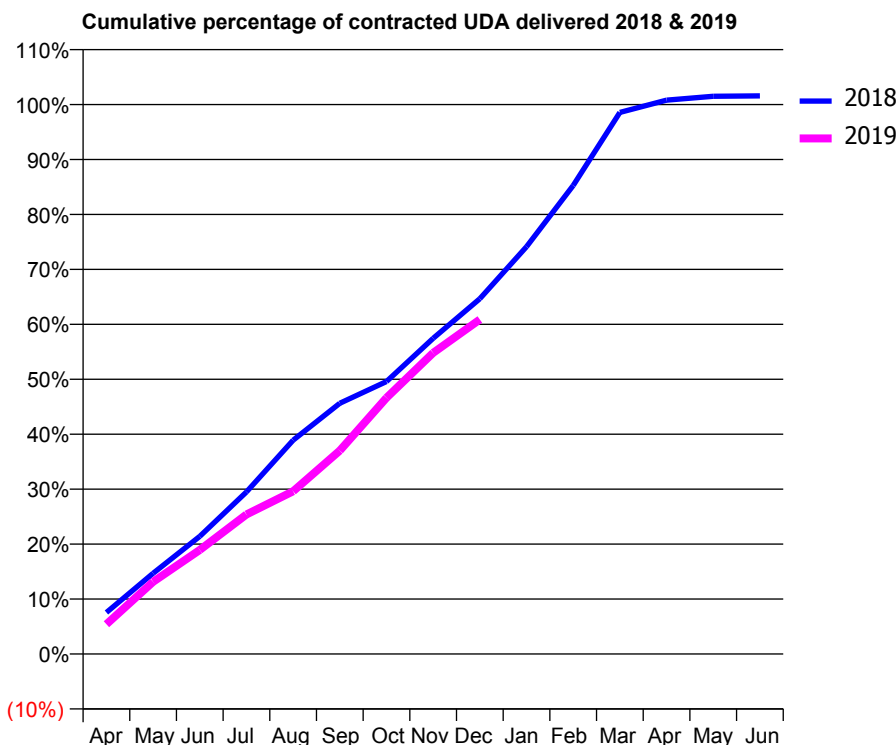
18/19 Contracted general activity (UDA)	8,179
Carry forward general activity (UDA)	-129
18/19 Contracted orthodontic activity (UOA)	0
Carry forward orthodontic activity (UOA)	0
Baseline contract value	£233,184.69

ACCESS*

Patients seen in 24 months	Total	Change since previous quarter
Quarter ending December 2017	2,570	
Quarter ending March 2018	2,561	→
Quarter ending June 2018	2,493	↓
Quarter ending September 2018	2,435	↓
Quarter ending December 2018	2,430	→
Variance since December 2017	(5.4%)	↓



ACTIVITY



Month	Adjusted Scheduled Activity (UDA)	
	2018	2019
April	617	443
May	1,203	1,075
June	1,752	1,550
July	2,413	2,078
August	3,183	2,422
September	3,732	3,028
October	4,056	3,814
November	4,700	4,482
December	5,288	4,978
January	6,062	
February	6,973	
March	8,061	
April	8,244	
May	8,302	
June	8,308	

QUALITY

	Quantity	Base Number	Contract	AT	Region	England
% of FP17s for the same patient ID Re-attending within 3 months - Children	93	683	13.6%	10.2%	11.8%	11.8%
% of FP17s for the same patient ID Re-attending within 3 months - Adults	292	1,262	23.1%	15.7%	16.7%	15.6%
% of FP17s for the same patient ID Re-attending between 3 & 9 months - Children	344	683	50.4%	48.3%	48.6%	58.8%
% of FP17s for the same patient ID Re-attending between 3 & 9 months - Adults	462	1,262	36.6%	38.5%	39.1%	51.0%
% of FP17s for Band 1 Urgent Courses	367	1,872	19.6%	11.0%	10.6%	9.0%
% of FP17s Relating to Free Repair or Replacements	13	1,872	0.7%	0.5%	0.5%	0.8%
% of FP17s Relating to Continuations	8	1,872	0.4%	0.5%	0.7%	0.9%
% of Patients satisfied with the dentistry they have received	3	3	N/A	87.7%	90.2%	93.2%
% of Patients satisfied with the time they had to wait for an appointment	3	3	N/A	85.7%	85.0%	88.3%

* This is based on patients treated on this contract for their most recent course of treatment. Figures in italics indicate the base number of FP17s or Patient Questionnaire responses are less than 100. N/A is shown where the base number of responses is less than 10 during the period. % is calculated as Quantity/Base number*100

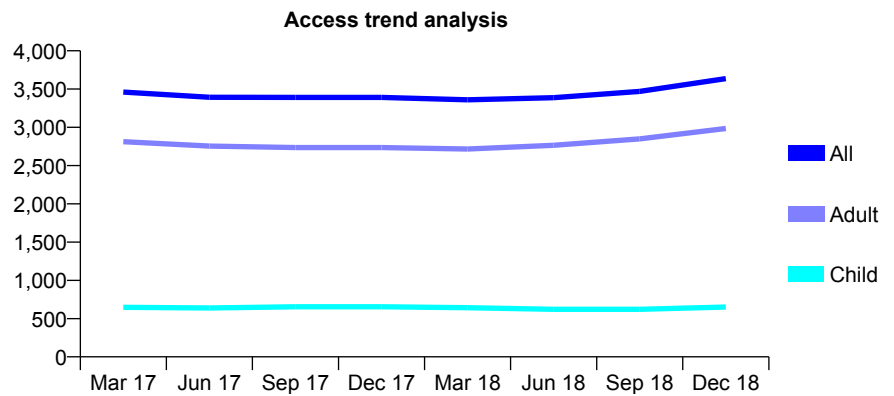
Q62 - Vital Signs At a Glance Contract Report for 161055/0001 - December 2018

Name or company name	Dental Magic (Care) Ltd
Contract type name	PDS Plus Contract
Purpose of contract	General
Contract start date	01/04/2010
Contract end date	31/03/2020

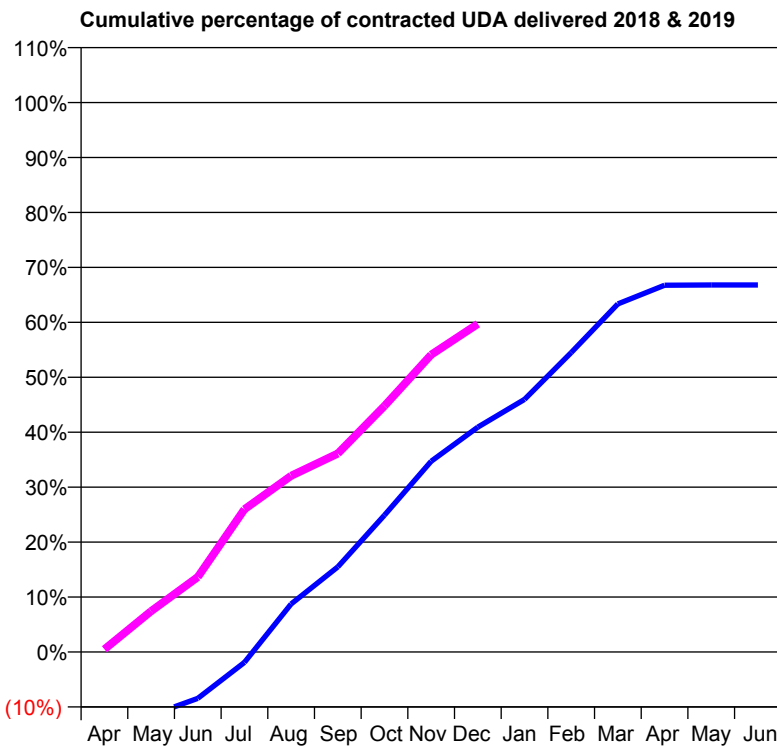
18/19 Contracted general activity (UDA)	14,779
Carry forward general activity (UDA)	678
18/19 Contracted orthodontic activity (UOA)	0
Carry forward orthodontic activity (UOA)	0
Baseline contract value	£382,662.03

ACCESS*

Patients seen in 24 months	Total	Change since previous quarter
Quarter ending December 2017	3,390	
Quarter ending March 2018	3,360	→
Quarter ending June 2018	3,387	→
Quarter ending September 2018	3,470	↑
Quarter ending December 2018	3,636	↑
Variance since December 2017	7.3%	↑



ACTIVITY



Month	Adjusted Scheduled Activity (UDA)	
	2018	2019
April	-2,587	74
May	-1,706	1,100
June	-1,249	2,017
July	-281	3,840
August	1,293	4,740
September	2,288	5,337
October	3,680	6,618
November	5,131	7,997
December	6,048	8,826
January	6,795	
February	8,054	
March	9,361	
April	9,865	
May	9,873	
June	9,873	

QUALITY

	Quantity	Base Number	Contract	AT	Region	England
% of FP17s for the same patient ID Re-attending within 3 months - Children	24	597	4.0%	10.2%	11.8%	11.8%
% of FP17s for the same patient ID Re-attending within 3 months - Adults	456	2,721	16.8%	15.7%	16.7%	15.6%
% of FP17s for the same patient ID Re-attending between 3 & 9 months - Children	292	597	48.9%	48.3%	48.6%	58.8%
% of FP17s for the same patient ID Re-attending between 3 & 9 months - Adults	999	2,721	36.7%	38.5%	39.1%	51.0%
% of FP17s for Band 1 Urgent Courses	489	3,188	15.3%	11.0%	10.6%	9.0%
% of FP17s Relating to Free Repair or Replacements	15	3,188	0.5%	0.5%	0.5%	0.8%
% of FP17s Relating to Continuations	12	3,188	0.4%	0.5%	0.7%	0.9%
% of Patients satisfied with the dentistry they have received	1	1	N/A	87.7%	90.2%	93.2%
% of Patients satisfied with the time they had to wait for an appointment	1	1	N/A	85.7%	85.0%	88.3%

* This is based on patients treated on this contract for their most recent course of treatment. Figures in italics indicate the base number of FP17s or Patient Questionnaire responses are less than 100. N/A is shown where the base number of responses is less than 10 during the period. % is calculated as Quantity/Base number*100

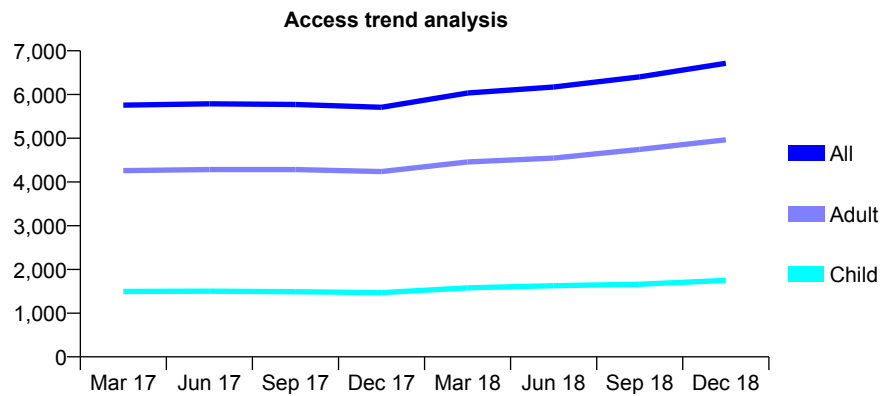
Q62 - Vital Signs At a Glance Contract Report for 164178/0001 - December 2018

Name or company name	Perfect Smile SDS
Contract type name	GDS Contract
Purpose of contract	General
Contract start date	01/01/2012
Contract end date	

18/19 Contracted general activity (UDA)	21,240
Carry forward general activity (UDA)	4,856
18/19 Contracted orthodontic activity (UOA)	0
Carry forward orthodontic activity (UOA)	0
Baseline contract value	£686,535.46

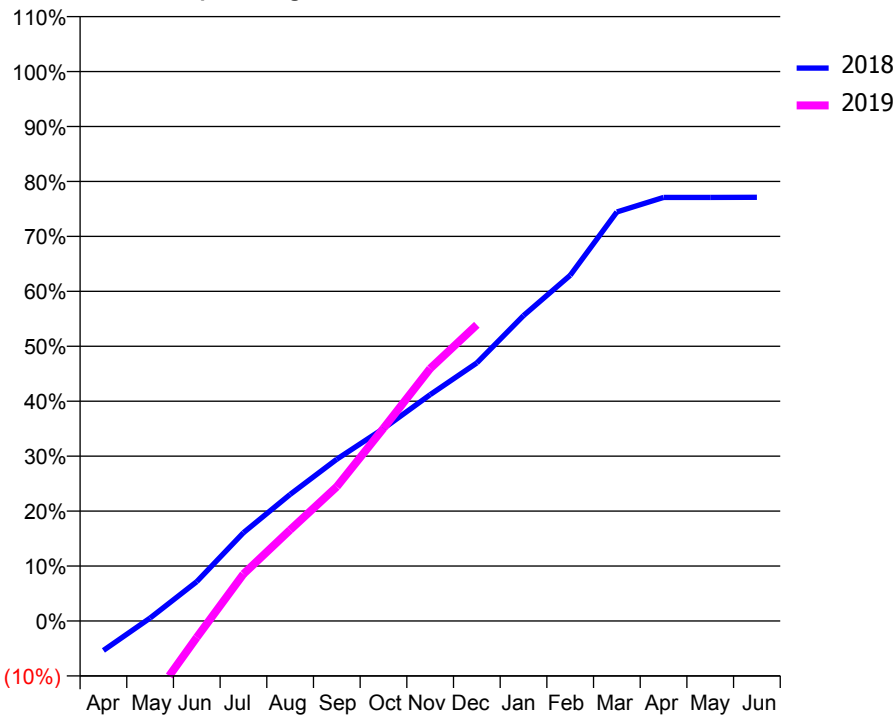
ACCESS*

Patients seen in 24 months	Total	Change since previous quarter
Quarter ending December 2017	5,708	
Quarter ending March 2018	6,035	↑
Quarter ending June 2018	6,173	↑
Quarter ending September 2018	6,403	↑
Quarter ending December 2018	6,715	↑
Variance since December 2017	17.6%	↑



ACTIVITY

Cumulative percentage of contracted UDA delivered 2018 & 2019



Month	Adjusted Scheduled Activity (UDA)	
	2018	2019
April	-1,140	-4,395
May	113	-3,159
June	1,521	-637
July	3,417	1,815
August	4,896	3,521
September	6,254	5,192
October	7,440	7,453
November	8,750	9,760
December	9,976	11,452
January	11,804	
February	13,363	
March	15,813	
April	16,372	
May	16,374	
June	16,375	

QUALITY

	Quantity	Base Number	Contract	AT	Region	England
% of FP17s for the same patient ID Re-attending within 3 months - Children	131	1,577	8.3%	10.2%	11.8%	11.8%
% of FP17s for the same patient ID Re-attending within 3 months - Adults	678	4,078	16.6%	15.7%	16.7%	15.6%
% of FP17s for the same patient ID Re-attending between 3 & 9 months - Children	537	1,577	34.1%	48.3%	48.6%	58.8%
% of FP17s for the same patient ID Re-attending between 3 & 9 months - Adults	1,301	4,078	31.9%	38.5%	39.1%	51.0%
% of FP17s for Band 1 Urgent Courses	594	5,436	10.9%	11.0%	10.6%	9.0%
% of FP17s Relating to Free Repair or Replacements	36	5,436	0.7%	0.5%	0.5%	0.8%
% of FP17s Relating to Continuations	81	5,436	1.5%	0.5%	0.7%	0.9%
% of Patients satisfied with the dentistry they have received	2	2	N/A	87.7%	90.2%	93.2%
% of Patients satisfied with the time they had to wait for an appointment	0	2	N/A	85.7%	85.0%	88.3%

* This is based on patients treated on this contract for their most recent course of treatment. Figures in italics indicate the base number of FP17s or Patient Questionnaire responses are less than 100. N/A is shown where the base number of responses is less than 10 during the period. % is calculated as Quantity/Base number*100

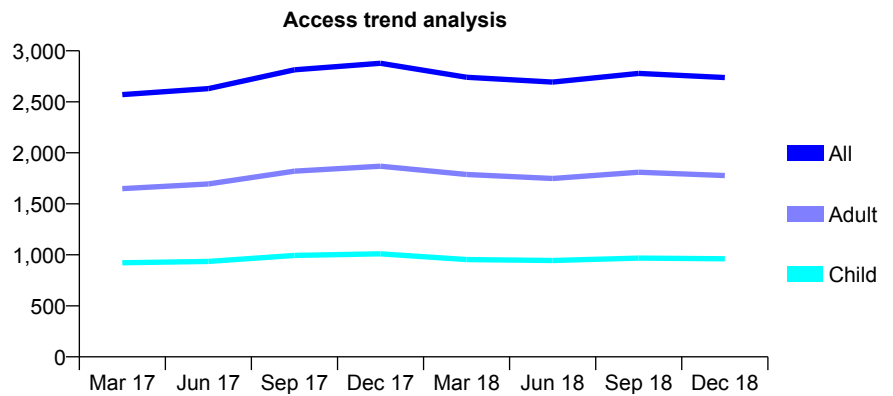
Q62 - Vital Signs At a Glance Contract Report for 164224/0001 - December 2018

Name or company name	Mr M Takhayori, Mrs P Massoudi
Contract type name	GDS Contract
Purpose of contract	General
Contract start date	01/04/2015
Contract end date	

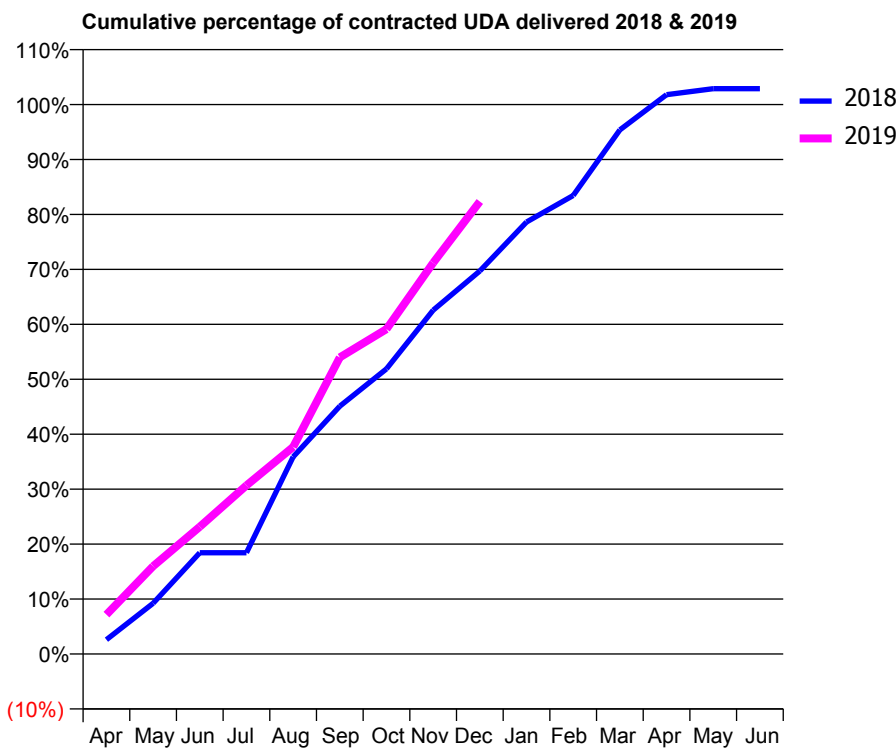
18/19 Contracted general activity (UDA)	7,991
Carry forward general activity (UDA)	-160
18/19 Contracted orthodontic activity (UOA)	0
Carry forward orthodontic activity (UOA)	0
Baseline contract value	£218,238.76

ACCESS*

Patients seen in 24 months	Total	Change since previous quarter
Quarter ending December 2017	2,878	
Quarter ending March 2018	2,740	↓
Quarter ending June 2018	2,693	↓
Quarter ending September 2018	2,778	↑
Quarter ending December 2018	2,738	↓
Variance since December 2017	(4.9%)	↓



ACTIVITY



Month	Adjusted Scheduled Activity (UDA)	
	2018	2019
April	209	572
May	738	1,277
June	1,472	1,851
July	1,472	2,453
August	2,867	3,010
September	3,604	4,314
October	4,147	4,725
November	4,999	5,689
December	5,570	6,580
January	6,281	
February	6,668	
March	7,623	
April	8,135	
May	8,221	
June	8,221	

QUALITY

	Quantity	Base Number	Contract	AT	Region	England
% of FP17s for the same patient ID Re-attending within 3 months - Children	70	818	8.6%	10.2%	11.8%	11.8%
% of FP17s for the same patient ID Re-attending within 3 months - Adults	210	1,369	15.3%	15.7%	16.7%	15.6%
% of FP17s for the same patient ID Re-attending between 3 & 9 months - Children	269	818	32.9%	48.3%	48.6%	58.8%
% of FP17s for the same patient ID Re-attending between 3 & 9 months - Adults	428	1,369	31.3%	38.5%	39.1%	51.0%
% of FP17s for Band 1 Urgent Courses	261	2,012	13.0%	11.0%	10.6%	9.0%
% of FP17s Relating to Free Repair or Replacements	3	2,012	0.1%	0.5%	0.5%	0.8%
% of FP17s Relating to Continuations	23	2,012	1.1%	0.5%	0.7%	0.9%
% of Patients satisfied with the dentistry they have received	1	1	N/A	87.7%	90.2%	93.2%
% of Patients satisfied with the time they had to wait for an appointment	1	1	N/A	85.7%	85.0%	88.3%

* This is based on patients treated on this contract for their most recent course of treatment. Figures in italics indicate the base number of FP17s or Patient Questionnaire responses are less than 100. N/A is shown where the base number of responses is less than 10 during the period. % is calculated as Quantity/Base number*100

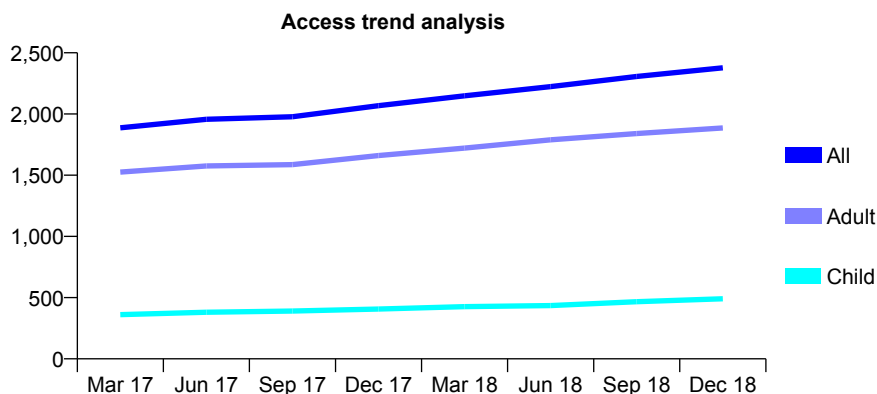
Q62 - Vital Signs At a Glance Contract Report for 165409/0001 - December 2018

Name or company name	Dr. Satinder Dhama & Dr. Sonia Dhama
Contract type name	GDS Contract
Purpose of contract	General
Contract start date	01/12/2012
Contract end date	

18/19 Contracted general activity (UDA)	7,042
Carry forward general activity (UDA)	130
18/19 Contracted orthodontic activity (UOA)	0
Carry forward orthodontic activity (UOA)	0
Baseline contract value	£188,418.30

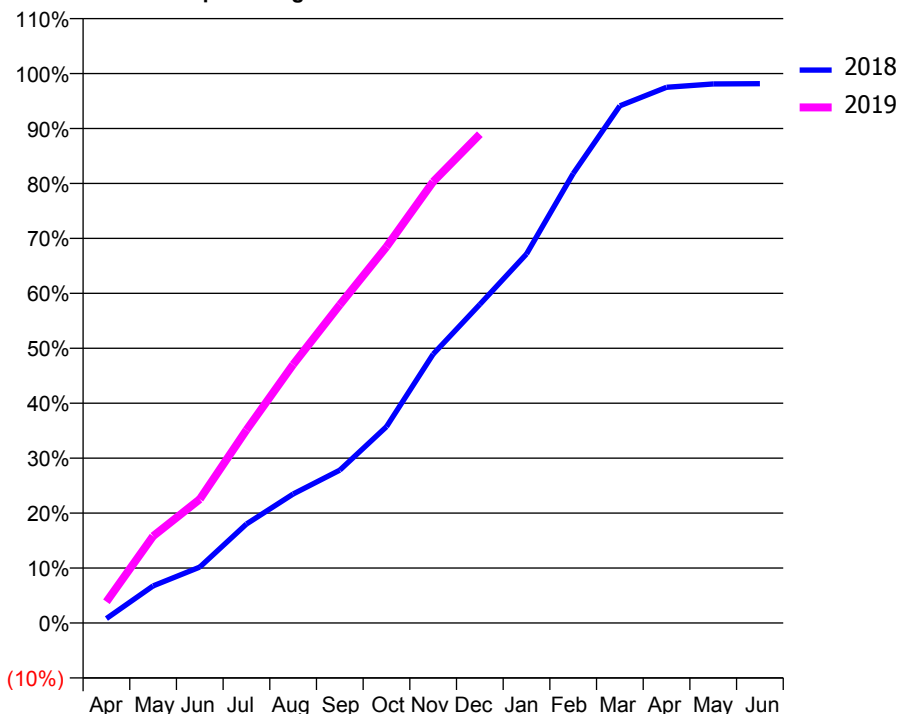
ACCESS*

Patients seen in 24 months	Total	Change since previous quarter
Quarter ending December 2017	2,068	
Quarter ending March 2018	2,149	↑
Quarter ending June 2018	2,224	↑
Quarter ending September 2018	2,307	↑
Quarter ending December 2018	2,377	↑
Variance since December 2017	14.9%	↑



ACTIVITY

Cumulative percentage of contracted UDA delivered 2018 & 2019



Month	Adjusted Scheduled Activity (UDA)	
	2018	2019
April	56	273
May	475	1,113
June	717	1,586
July	1,268	2,474
August	1,654	3,313
September	1,960	4,077
October	2,516	4,822
November	3,446	5,655
December	4,084	6,265
January	4,729	
February	5,759	
March	6,628	
April	6,866	
May	6,909	
June	6,912	

QUALITY

	Quantity	Base Number	Contract	AT	Region	England
% of FP17s for the same patient ID Re-attending within 3 months - Children	42	516	8.1%	10.2%	11.8%	11.8%
% of FP17s for the same patient ID Re-attending within 3 months - Adults	202	1,631	12.4%	15.7%	16.7%	15.6%
% of FP17s for the same patient ID Re-attending between 3 & 9 months - Children	282	516	54.7%	48.3%	48.6%	58.8%
% of FP17s for the same patient ID Re-attending between 3 & 9 months - Adults	670	1,631	41.1%	38.5%	39.1%	51.0%
% of FP17s for Band 1 Urgent Courses	94	2,014	4.7%	11.0%	10.6%	9.0%
% of FP17s Relating to Free Repair or Replacements	1	2,014	0.0%	0.5%	0.5%	0.8%
% of FP17s Relating to Continuations	1	2,014	0.0%	0.5%	0.7%	0.9%
% of Patients satisfied with the dentistry they have received	1	1	N/A	87.7%	90.2%	93.2%
% of Patients satisfied with the time they had to wait for an appointment	1	1	N/A	85.7%	85.0%	88.3%

* This is based on patients treated on this contract for their most recent course of treatment. Figures in italics indicate the base number of FP17s or Patient Questionnaire responses are less than 100. N/A is shown where the base number of responses is less than 10 during the period. % is calculated as Quantity/Base number*100

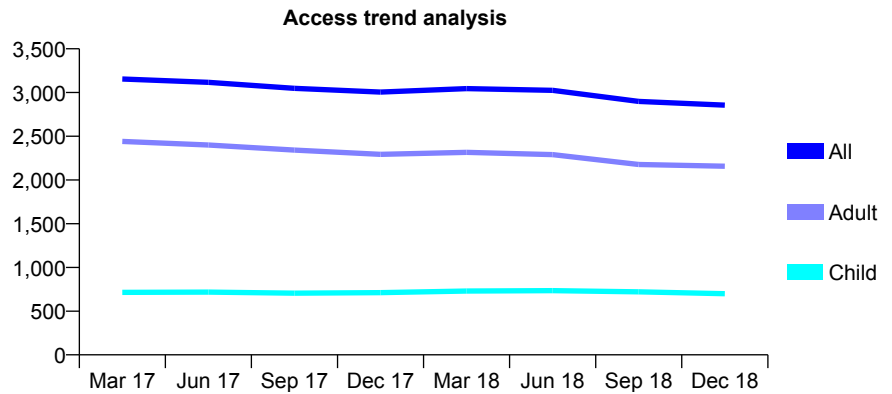
Q62 - Vital Signs At a Glance Contract Report for 165735/0001 - December 2018

Name or company name	Dr M Delahaye, Dr O Bhutta and Dr L Pada
Contract type name	GDS Contract
Purpose of contract	General
Contract start date	01/11/2011
Contract end date	

18/19 Contracted general activity (UDA)	7,365
Carry forward general activity (UDA)	289
18/19 Contracted orthodontic activity (UOA)	0
Carry forward orthodontic activity (UOA)	0
Baseline contract value	£200,052.18

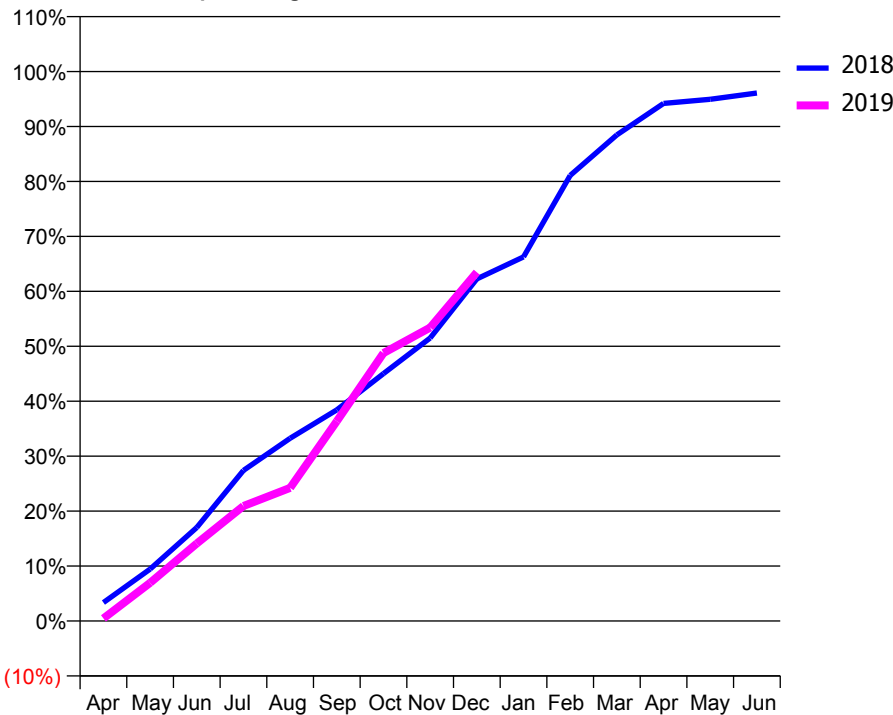
ACCESS*

Patients seen in 24 months	Total	Change since previous quarter
Quarter ending December 2017	3,005	
Quarter ending March 2018	3,045	→
Quarter ending June 2018	3,025	→
Quarter ending September 2018	2,898	↓
Quarter ending December 2018	2,856	↓
Variance since December 2017	(5.0%)	↓



ACTIVITY

Cumulative percentage of contracted UDA delivered 2018 & 2019



Month	Adjusted Scheduled Activity (UDA)	
	2018	2019
April	247	35
May	696	513
June	1,253	1,039
July	2,018	1,542
August	2,449	1,785
September	2,830	2,679
October	3,315	3,592
November	3,794	3,933
December	4,586	4,675
January	4,880	
February	5,972	
March	6,515	
April	6,937	
May	6,993	
June	7,076	

QUALITY

	Quantity	Base Number	Contract	AT	Region	England
% of FP17s for the same patient ID Re-attending within 3 months - Children	67	646	10.4%	10.2%	11.8%	11.8%
% of FP17s for the same patient ID Re-attending within 3 months - Adults	183	1,717	10.7%	15.7%	16.7%	15.6%
% of FP17s for the same patient ID Re-attending between 3 & 9 months - Children	249	646	38.5%	48.3%	48.6%	58.8%
% of FP17s for the same patient ID Re-attending between 3 & 9 months - Adults	768	1,717	44.7%	38.5%	39.1%	51.0%
% of FP17s for Band 1 Urgent Courses	224	2,153	10.4%	11.0%	10.6%	9.0%
% of FP17s Relating to Free Repair or Replacements	3	2,153	0.1%	0.5%	0.5%	0.8%
% of FP17s Relating to Continuations	27	2,153	1.3%	0.5%	0.7%	0.9%
% of Patients satisfied with the dentistry they have received	1	1	N/A	87.7%	90.2%	93.2%
% of Patients satisfied with the time they had to wait for an appointment	1	1	N/A	85.7%	85.0%	88.3%

* This is based on patients treated on this contract for their most recent course of treatment. Figures in italics indicate the base number of FP17s or Patient Questionnaire responses are less than 100. N/A is shown where the base number of responses is less than 10 during the period. % is calculated as Quantity/Base number*100

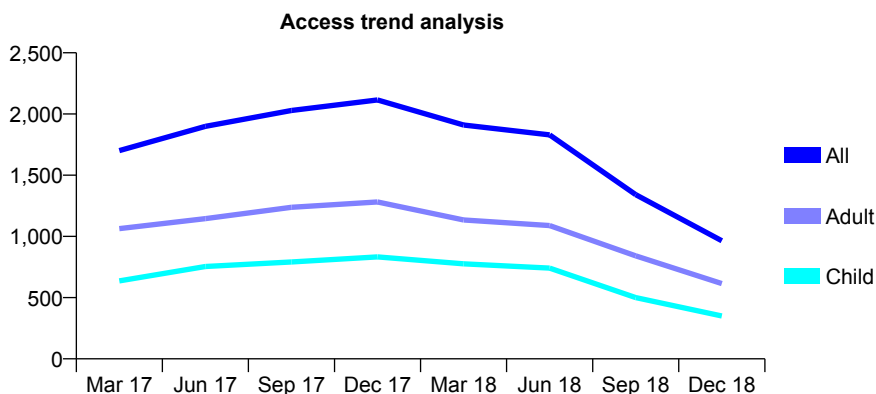
Q62 - Vital Signs At a Glance Contract Report for 165808/0001 - December 2018

Name or company name	Yeading Lane Dental Practice Partnership
Contract type name	GDS Contract
Purpose of contract	General
Contract start date	01/01/2015
Contract end date	31/05/2018

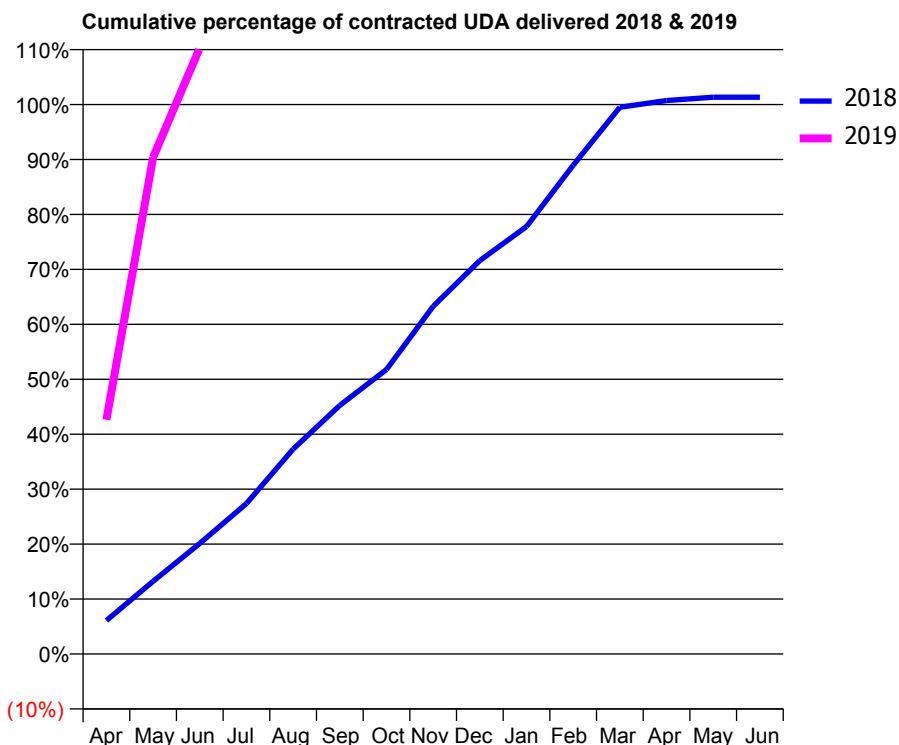
18/19 Contracted general activity (UDA)	906
Carry forward general activity (UDA)	0
18/19 Contracted orthodontic activity (UOA)	0
Carry forward orthodontic activity (UOA)	0
Baseline contract value	£21,939.26

ACCESS*

Patients seen in 24 months	Total	Change since previous quarter
Quarter ending December 2017	2,115	
Quarter ending March 2018	1,910	↓
Quarter ending June 2018	1,830	↓
Quarter ending September 2018	1,342	↓
Quarter ending December 2018	965	↓
Variance since December 2017	(54.4%)	↓



ACTIVITY



Month	Adjusted Scheduled Activity (UDA)	
	2018	2019
April	332	386
May	720	819
June	1,095	999
July	1,489	999
August	2,028	999
September	2,461	999
October	2,815	999
November	3,441	999
December	3,893	999
January	4,230	
February	4,837	
March	5,412	
April	5,477	
May	5,510	
June	5,510	

QUALITY

	Quantity	Base Number	Contract	AT	Region	England
% of FP17s for the same patient ID Re-attending within 3 months - Children	6	241	2.5%	10.2%	11.8%	11.8%
% of FP17s for the same patient ID Re-attending within 3 months - Adults	17	241	7.1%	15.7%	16.7%	15.6%
% of FP17s for the same patient ID Re-attending between 3 & 9 months - Children	99	241	41.1%	48.3%	48.6%	58.8%
% of FP17s for the same patient ID Re-attending between 3 & 9 months - Adults	78	241	32.4%	38.5%	39.1%	51.0%
% of FP17s for Band 1 Urgent Courses	30	462	6.5%	11.0%	10.6%	9.0%
% of FP17s Relating to Free Repair or Replacements	0	462	0.0%	0.5%	0.5%	0.8%
% of FP17s Relating to Continuations	0	462	0.0%	0.5%	0.7%	0.9%
% of Patients satisfied with the dentistry they have received	0	0	N/A	87.7%	90.2%	93.2%
% of Patients satisfied with the time they had to wait for an appointment	0	0	N/A	85.7%	85.0%	88.3%

* This is based on patients treated on this contract for their most recent course of treatment. Figures in italics indicate the base number of FP17s or Patient Questionnaire responses are less than 100. N/A is shown where the base number of responses is less than 10 during the period. % is calculated as Quantity/Base number*100

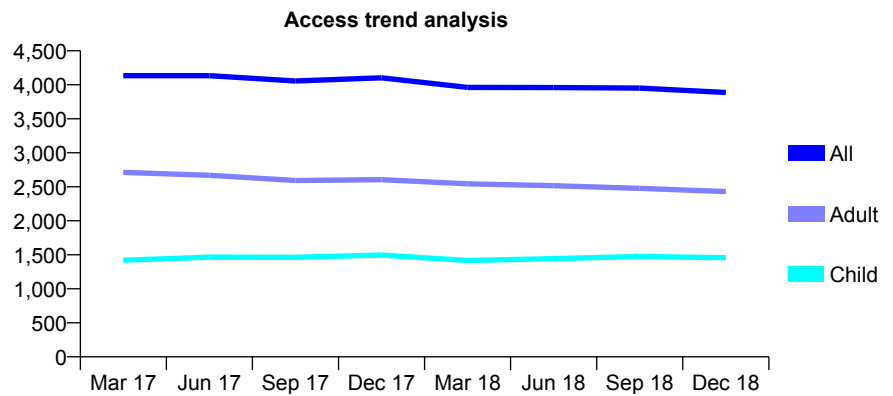
Q62 - Vital Signs At a Glance Contract Report for 166804/0001 - December 2018

Name or company name	The Neasden Dental Clinic
Contract type name	GDS Contract
Purpose of contract	General
Contract start date	01/04/2011
Contract end date	

18/19 Contracted general activity (UDA)	10,922
Carry forward general activity (UDA)	-155
18/19 Contracted orthodontic activity (UOA)	0
Carry forward orthodontic activity (UOA)	0
Baseline contract value	£268,934.06

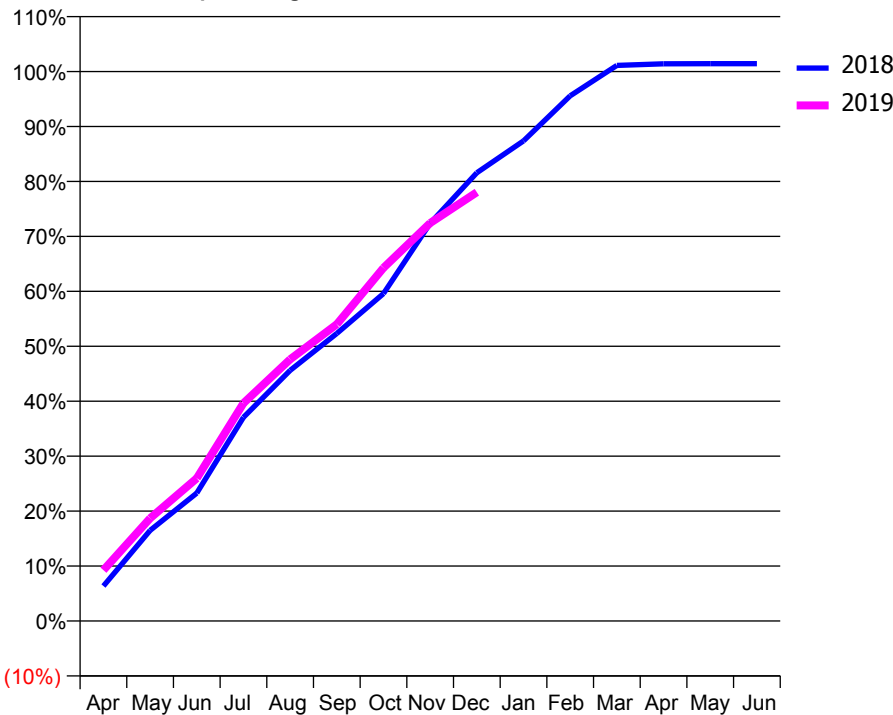
ACCESS*

Patients seen in 24 months	Total	Change since previous quarter
Quarter ending December 2017	4,102	
Quarter ending March 2018	3,961	↓
Quarter ending June 2018	3,960	→
Quarter ending September 2018	3,952	→
Quarter ending December 2018	3,888	↓
Variance since December 2017	(5.2%)	↓



ACTIVITY

Cumulative percentage of contracted UDA delivered 2018 & 2019



Month	Adjusted Scheduled Activity (UDA)	
	2018	2019
April	696	1,010
May	1,802	2,043
June	2,542	2,837
July	4,048	4,328
August	4,981	5,200
September	5,715	5,899
October	6,509	7,019
November	7,906	7,911
December	8,911	8,522
January	9,543	
February	10,438	
March	11,044	
April	11,075	
May	11,077	
June	11,077	

QUALITY

	Quantity	Base Number	Contract	AT	Region	England
% of FP17s for the same patient ID Re-attending within 3 months - Children	88	1,427	6.2%	10.2%	11.8%	11.8%
% of FP17s for the same patient ID Re-attending within 3 months - Adults	312	2,110	14.8%	15.7%	16.7%	15.6%
% of FP17s for the same patient ID Re-attending between 3 & 9 months - Children	648	1,427	45.4%	48.3%	48.6%	58.8%
% of FP17s for the same patient ID Re-attending between 3 & 9 months - Adults	826	2,110	39.1%	38.5%	39.1%	51.0%
% of FP17s for Band 1 Urgent Courses	322	3,518	9.2%	11.0%	10.6%	9.0%
% of FP17s Relating to Free Repair or Replacements	19	3,518	0.5%	0.5%	0.5%	0.8%
% of FP17s Relating to Continuations	14	3,518	0.4%	0.5%	0.7%	0.9%
% of Patients satisfied with the dentistry they have received	1	1	N/A	87.7%	90.2%	93.2%
% of Patients satisfied with the time they had to wait for an appointment	1	1	N/A	85.7%	85.0%	88.3%

* This is based on patients treated on this contract for their most recent course of treatment. Figures in italics indicate the base number of FP17s or Patient Questionnaire responses are less than 100. N/A is shown where the base number of responses is less than 10 during the period. % is calculated as Quantity/Base number*100

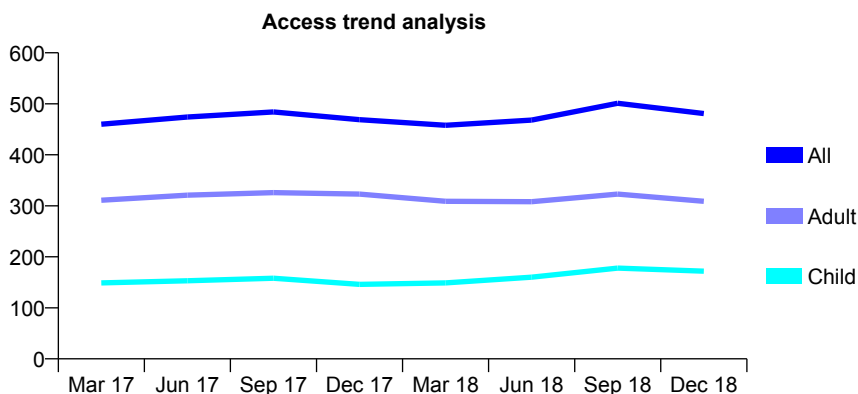
Q62 - Vital Signs At a Glance Contract Report for 168599/0001 - December 2018

Name or company name	Dental Centre 100
Contract type name	GDS Contract
Purpose of contract	General
Contract start date	01/11/2011
Contract end date	

18/19 Contracted general activity (UDA)	1,876
Carry forward general activity (UDA)	0
18/19 Contracted orthodontic activity (UOA)	0
Carry forward orthodontic activity (UOA)	0
Baseline contract value	£58,716.09

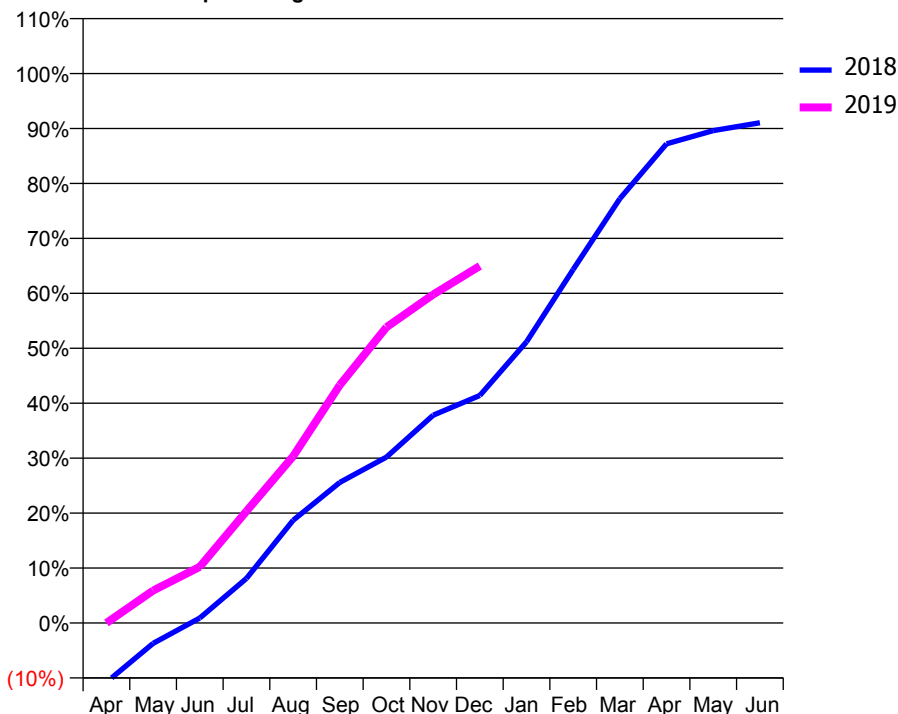
ACCESS*

Patients seen in 24 months	Total	Change since previous quarter
Quarter ending December 2017	469	
Quarter ending March 2018	458	↓
Quarter ending June 2018	468	↑
Quarter ending September 2018	501	↑
Quarter ending December 2018	481	↓
Variance since December 2017	2.6%	↑



ACTIVITY

Cumulative percentage of contracted UDA delivered 2018 & 2019



Month	Adjusted Scheduled Activity (UDA)	
	2018	2019
April	-203	0
May	-70	111
June	17	192
July	152	382
August	351	569
September	480	812
October	567	1,010
November	709	1,121
December	777	1,219
January	960	
February	1,207	
March	1,449	
April	1,636	
May	1,681	
June	1,708	

QUALITY

	Quantity	Base Number	Contract	AT	Region	England
% of FP17s for the same patient ID Re-attending within 3 months - Children	14	129	10.9%	10.2%	11.8%	11.8%
% of FP17s for the same patient ID Re-attending within 3 months - Adults	41	222	18.5%	15.7%	16.7%	15.6%
% of FP17s for the same patient ID Re-attending between 3 & 9 months - Children	34	129	26.4%	48.3%	48.6%	58.8%
% of FP17s for the same patient ID Re-attending between 3 & 9 months - Adults	68	222	30.6%	38.5%	39.1%	51.0%
% of FP17s for Band 1 Urgent Courses	29	309	9.4%	11.0%	10.6%	9.0%
% of FP17s Relating to Free Repair or Replacements	0	309	0.0%	0.5%	0.5%	0.8%
% of FP17s Relating to Continuations	3	309	1.0%	0.5%	0.7%	0.9%
% of Patients satisfied with the dentistry they have received	0	1	N/A	87.7%	90.2%	93.2%
% of Patients satisfied with the time they had to wait for an appointment	1	1	N/A	85.7%	85.0%	88.3%

* This is based on patients treated on this contract for their most recent course of treatment. Figures in italics indicate the base number of FP17s or Patient Questionnaire responses are less than 100. N/A is shown where the base number of responses is less than 10 during the period. % is calculated as Quantity/Base number*100

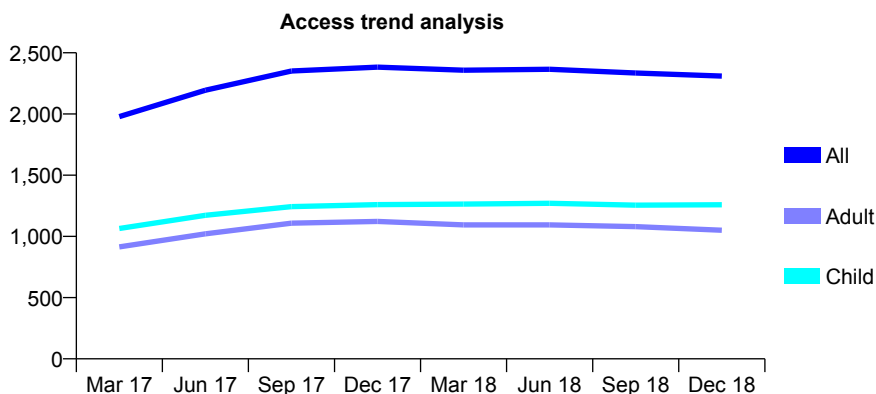
Q62 - Vital Signs At a Glance Contract Report for 168823/0001 - December 2018

Name or company name	MR JJ LAI
Contract type name	GDS Contract
Purpose of contract	General
Contract start date	01/11/2015
Contract end date	

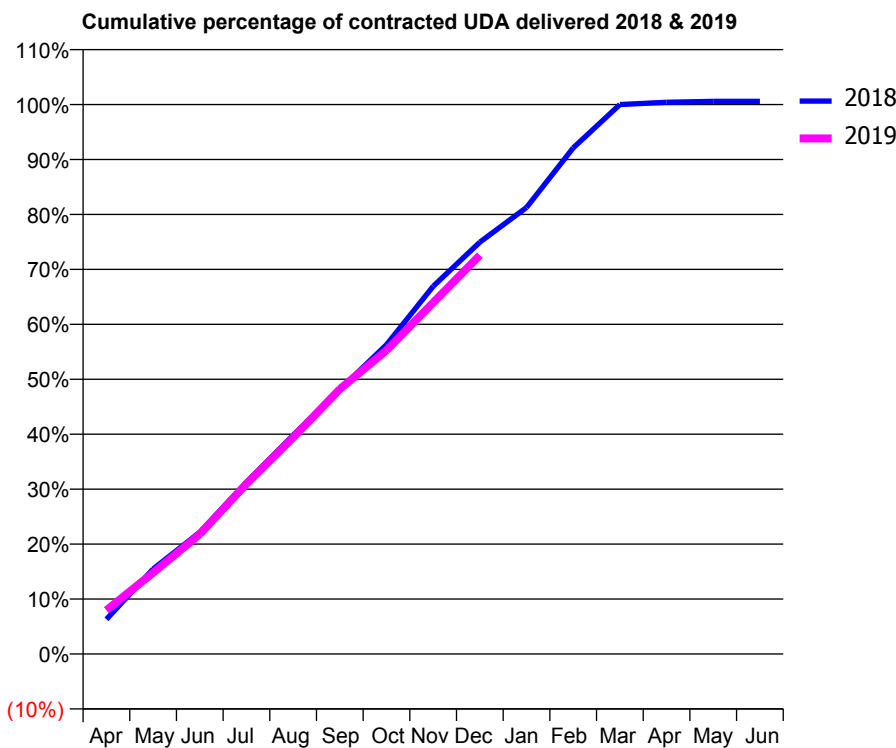
18/19 Contracted general activity (UDA)	7,635
Carry forward general activity (UDA)	-43
18/19 Contracted orthodontic activity (UOA)	0
Carry forward orthodontic activity (UOA)	0
Baseline contract value	£206,114.39

ACCESS*

Patients seen in 24 months	Total	Change since previous quarter
Quarter ending December 2017	2,383	
Quarter ending March 2018	2,358	↓
Quarter ending June 2018	2,365	→
Quarter ending September 2018	2,335	↓
Quarter ending December 2018	2,310	↓
Variance since December 2017	(3.1%)	↓



ACTIVITY



Adjusted Scheduled Activity (UDA)		
Month	2018	2019
April	483	609
May	1,180	1,130
June	1,693	1,664
July	2,387	2,364
August	3,042	3,008
September	3,676	3,680
October	4,297	4,219
November	5,109	4,883
December	5,722	5,541
January	6,204	
February	7,032	
March	7,634	
April	7,666	
May	7,678	
June	7,678	

QUALITY

	Quantity	Base Number	Contract	AT	Region	England
% of FP17s for the same patient ID Re-attending within 3 months - Children	46	965	4.8%	10.2%	11.8%	11.8%
% of FP17s for the same patient ID Re-attending within 3 months - Adults	76	703	10.8%	15.7%	16.7%	15.6%
% of FP17s for the same patient ID Re-attending between 3 & 9 months - Children	374	965	38.8%	48.3%	48.6%	58.8%
% of FP17s for the same patient ID Re-attending between 3 & 9 months - Adults	236	703	33.6%	38.5%	39.1%	51.0%
% of FP17s for Band 1 Urgent Courses	17	1,649	1.0%	11.0%	10.6%	9.0%
% of FP17s Relating to Free Repair or Replacements	0	1,649	0.0%	0.5%	0.5%	0.8%
% of FP17s Relating to Continuations	37	1,649	2.2%	0.5%	0.7%	0.9%
% of Patients satisfied with the dentistry they have received	1	1	N/A	87.7%	90.2%	93.2%
% of Patients satisfied with the time they had to wait for an appointment	1	1	N/A	85.7%	85.0%	88.3%

* This is based on patients treated on this contract for their most recent course of treatment. Figures in italics indicate the base number of FP17s or Patient Questionnaire responses are less than 100. N/A is shown where the base number of responses is less than 10 during the period. % is calculated as Quantity/Base number*100

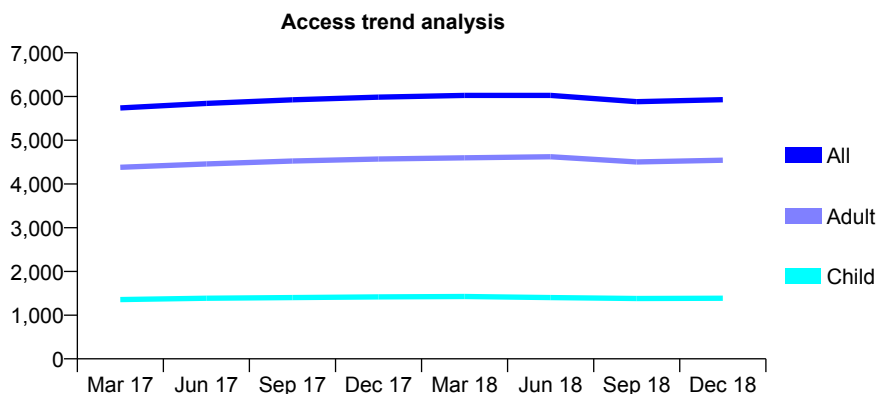
Q62 - Vital Signs At a Glance Contract Report for 169455/0001 - December 2018

Name or company name	Preeman Limited Smile For Life Dental Clin
Contract type name	GDS Contract
Purpose of contract	General
Contract start date	01/04/2011
Contract end date	

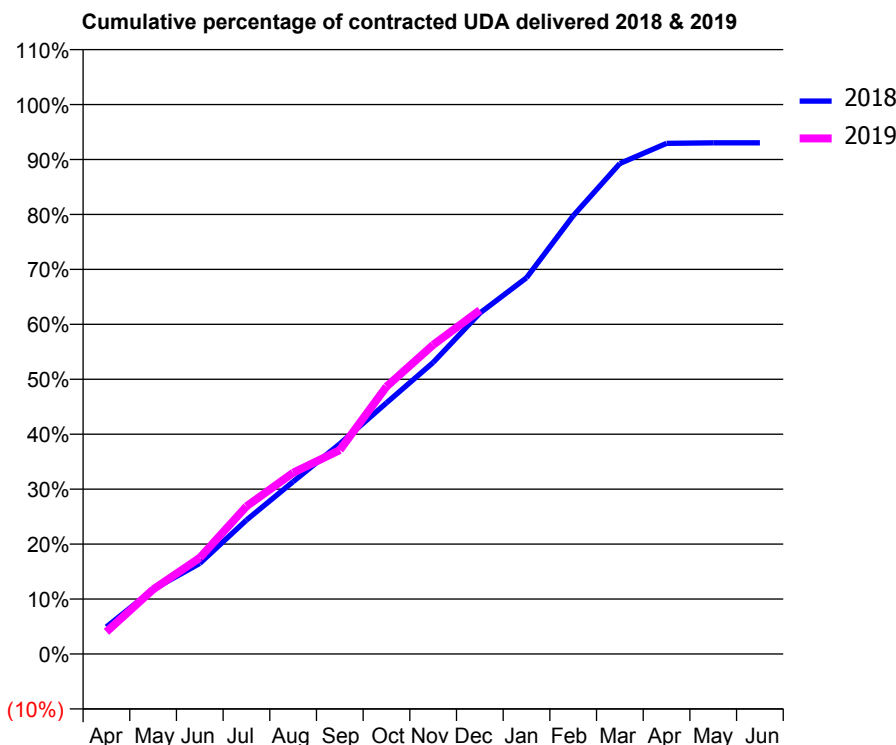
18/19 Contracted general activity (UDA)	25,000
Carry forward general activity (UDA)	0
18/19 Contracted orthodontic activity (UOA)	0
Carry forward orthodontic activity (UOA)	0
Baseline contract value	£705,955.64

ACCESS*

Patients seen in 24 months	Total	Change since previous quarter
Quarter ending December 2017	5,987	
Quarter ending March 2018	6,025	→
Quarter ending June 2018	6,024	→
Quarter ending September 2018	5,883	↓
Quarter ending December 2018	5,929	→
Variance since December 2017	(1.0%)	→



ACTIVITY



Month	Adjusted Scheduled Activity (UDA)	
	2018	2019
April	1,234	1,010
May	2,941	2,940
June	4,123	4,376
July	6,092	6,721
August	7,839	8,249
September	9,565	9,281
October	11,426	12,169
November	13,263	14,064
December	15,508	15,641
January	17,119	
February	19,937	
March	22,317	
April	23,231	
May	23,254	
June	23,254	

QUALITY

	Quantity	Base Number	Contract	AT	Region	England
% of FP17s for the same patient ID Re-attending within 3 months - Children	118	1,454	8.1%	10.2%	11.8%	11.8%
% of FP17s for the same patient ID Re-attending within 3 months - Adults	332	3,598	9.2%	15.7%	16.7%	15.6%
% of FP17s for the same patient ID Re-attending between 3 & 9 months - Children	857	1,454	58.9%	48.3%	48.6%	58.8%
% of FP17s for the same patient ID Re-attending between 3 & 9 months - Adults	1,604	3,598	44.6%	38.5%	39.1%	51.0%
% of FP17s for Band 1 Urgent Courses	149	4,830	3.1%	11.0%	10.6%	9.0%
% of FP17s Relating to Free Repair or Replacements	17	4,830	0.4%	0.5%	0.5%	0.8%
% of FP17s Relating to Continuations	55	4,830	1.1%	0.5%	0.7%	0.9%
% of Patients satisfied with the dentistry they have received	3	4	N/A	87.7%	90.2%	93.2%
% of Patients satisfied with the time they had to wait for an appointment	4	4	N/A	85.7%	85.0%	88.3%

* This is based on patients treated on this contract for their most recent course of treatment. Figures in italics indicate the base number of FP17s or Patient Questionnaire responses are less than 100. N/A is shown where the base number of responses is less than 10 during the period. % is calculated as Quantity/Base number*100

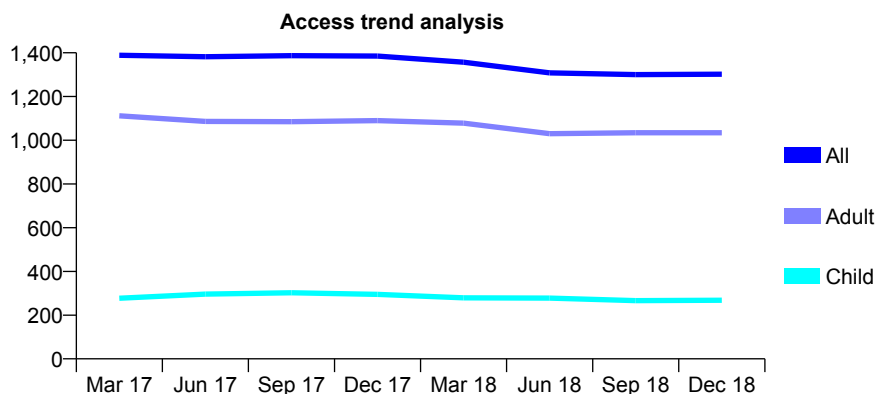
Q62 - Vital Signs At a Glance Contract Report for 171085/0001 - December 2018

Name or company name	Mr B K Vekeria & Mr A Ullah Sheikh
Contract type name	GDS Contract
Purpose of contract	General
Contract start date	01/12/2010
Contract end date	

18/19 Contracted general activity (UDA)	4,341
Carry forward general activity (UDA)	4
18/19 Contracted orthodontic activity (UOA)	0
Carry forward orthodontic activity (UOA)	0
Baseline contract value	£103,744.30

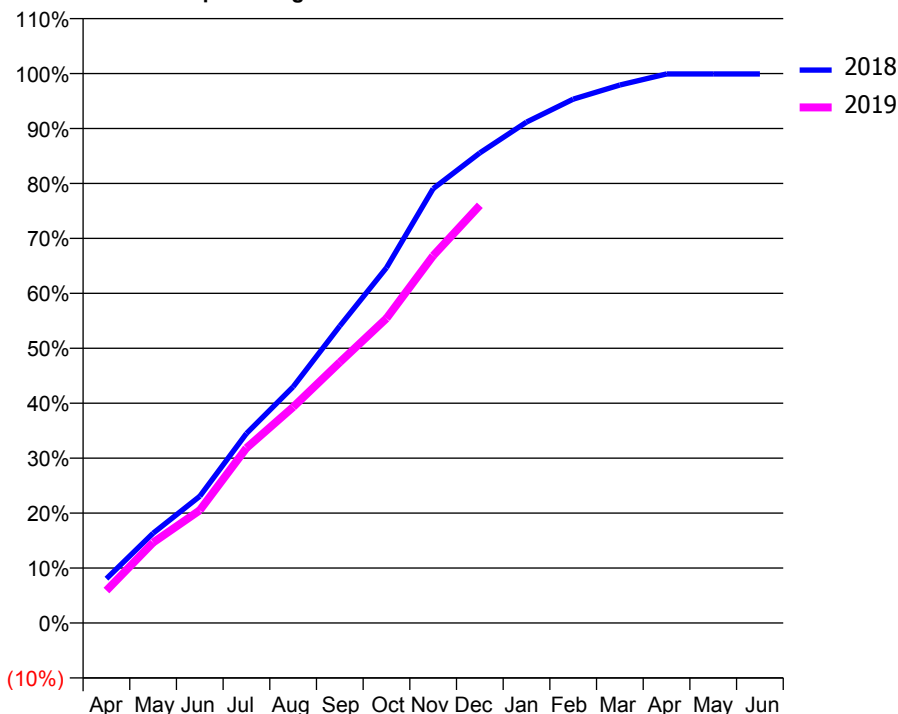
ACCESS*

Patients seen in 24 months	Total	Change since previous quarter
Quarter ending December 2017	1,385	
Quarter ending March 2018	1,357	↓
Quarter ending June 2018	1,308	↓
Quarter ending September 2018	1,300	→
Quarter ending December 2018	1,302	→
Variance since December 2017	(6.0%)	↓



ACTIVITY

Cumulative percentage of contracted UDA delivered 2018 & 2019



Month	Adjusted Scheduled Activity (UDA)	
	2018	2019
April	350	256
May	710	636
June	1,001	890
July	1,497	1,383
August	1,866	1,706
September	2,346	2,060
October	2,806	2,406
November	3,432	2,902
December	3,714	3,300
January	3,957	
February	4,139	
March	4,250	
April	4,337	
May	4,337	
June	4,337	

QUALITY

	Quantity	Base Number	Contract	AT	Region	England
% of FP17s for the same patient ID Re-attending within 3 months - Children	20	252	7.9%	10.2%	11.8%	11.8%
% of FP17s for the same patient ID Re-attending within 3 months - Adults	167	869	19.2%	15.7%	16.7%	15.6%
% of FP17s for the same patient ID Re-attending between 3 & 9 months - Children	93	252	36.9%	48.3%	48.6%	58.8%
% of FP17s for the same patient ID Re-attending between 3 & 9 months - Adults	227	869	26.1%	38.5%	39.1%	51.0%
% of FP17s for Band 1 Urgent Courses	185	1,090	17.0%	11.0%	10.6%	9.0%
% of FP17s Relating to Free Repair or Replacements	2	1,090	0.2%	0.5%	0.5%	0.8%
% of FP17s Relating to Continuations	6	1,090	0.6%	0.5%	0.7%	0.9%
% of Patients satisfied with the dentistry they have received	1	1	N/A	87.7%	90.2%	93.2%
% of Patients satisfied with the time they had to wait for an appointment	1	1	N/A	85.7%	85.0%	88.3%

* This is based on patients treated on this contract for their most recent course of treatment. Figures in italics indicate the base number of FP17s or Patient Questionnaire responses are less than 100. N/A is shown where the base number of responses is less than 10 during the period. % is calculated as Quantity/Base number*100

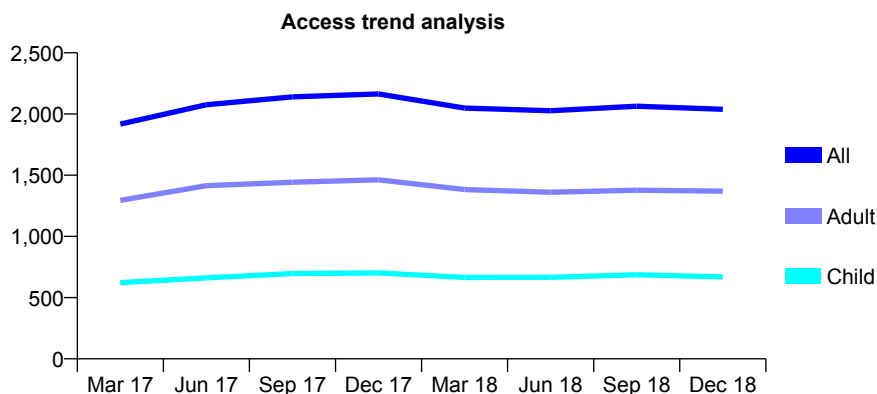
Q62 - Vital Signs At a Glance Contract Report for 172073/0001 - December 2018

Name or company name	Dr Gregory Lai & Dr Nicholas Lai & Associa
Contract type name	GDS Contract
Purpose of contract	General
Contract start date	01/06/2015
Contract end date	

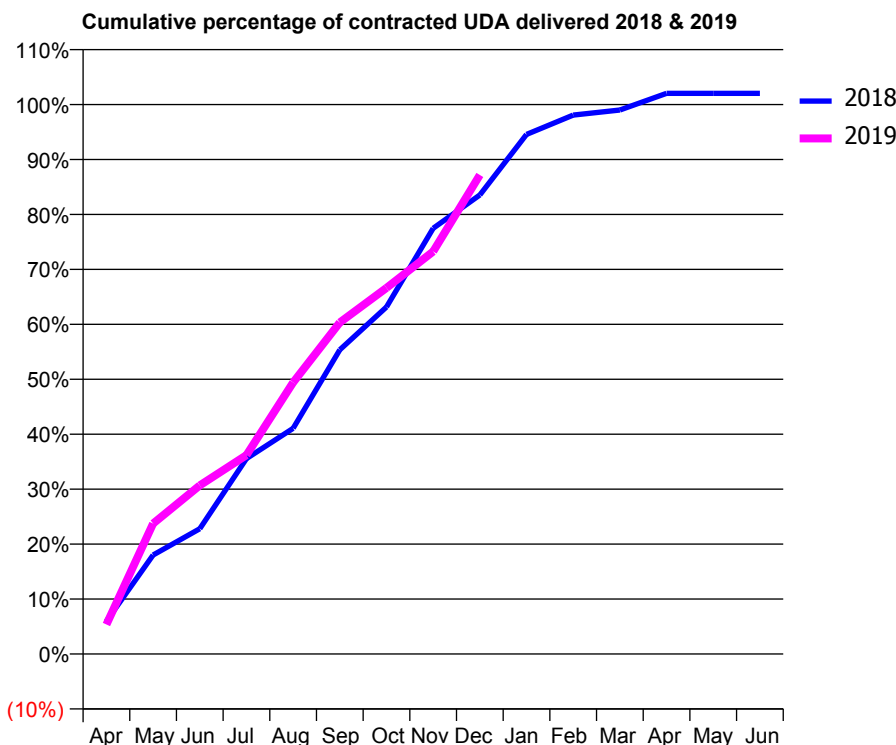
18/19 Contracted general activity (UDA)	8,888
Carry forward general activity (UDA)	-178
18/19 Contracted orthodontic activity (UOA)	0
Carry forward orthodontic activity (UOA)	0
Baseline contract value	£267,827.43

ACCESS*

Patients seen in 24 months	Total	Change since previous quarter
Quarter ending December 2017	2,164	
Quarter ending March 2018	2,048	↓
Quarter ending June 2018	2,027	↓
Quarter ending September 2018	2,064	→
Quarter ending December 2018	2,039	↓
Variance since December 2017	(5.8%)	↓



ACTIVITY



Month	Adjusted Scheduled Activity (UDA)	
	2018	2019
April	531	477
May	1,602	2,111
June	2,027	2,727
July	3,162	3,218
August	3,649	4,392
September	4,920	5,363
October	5,613	5,922
November	6,887	6,511
December	7,425	7,748
January	8,405	
February	8,718	
March	8,800	
April	9,068	
May	9,068	
June	9,068	

QUALITY

	Quantity	Base Number	Contract	AT	Region	England
% of FP17s for the same patient ID Re-attending within 3 months - Children	5	502	1.0%	10.2%	11.8%	11.8%
% of FP17s for the same patient ID Re-attending within 3 months - Adults	49	942	5.2%	15.7%	16.7%	15.6%
% of FP17s for the same patient ID Re-attending between 3 & 9 months - Children	144	502	28.7%	48.3%	48.6%	58.8%
% of FP17s for the same patient ID Re-attending between 3 & 9 months - Adults	254	942	27.0%	38.5%	39.1%	51.0%
% of FP17s for Band 1 Urgent Courses	32	1,390	2.3%	11.0%	10.6%	9.0%
% of FP17s Relating to Free Repair or Replacements	1	1,390	0.1%	0.5%	0.5%	0.8%
% of FP17s Relating to Continuations	2	1,390	0.1%	0.5%	0.7%	0.9%
% of Patients satisfied with the dentistry they have received	0	0	N/A	87.7%	90.2%	93.2%
% of Patients satisfied with the time they had to wait for an appointment	0	0	N/A	85.7%	85.0%	88.3%

* This is based on patients treated on this contract for their most recent course of treatment. Figures in italics indicate the base number of FP17s or Patient Questionnaire responses are less than 100. N/A is shown where the base number of responses is less than 10 during the period. % is calculated as Quantity/Base number*100

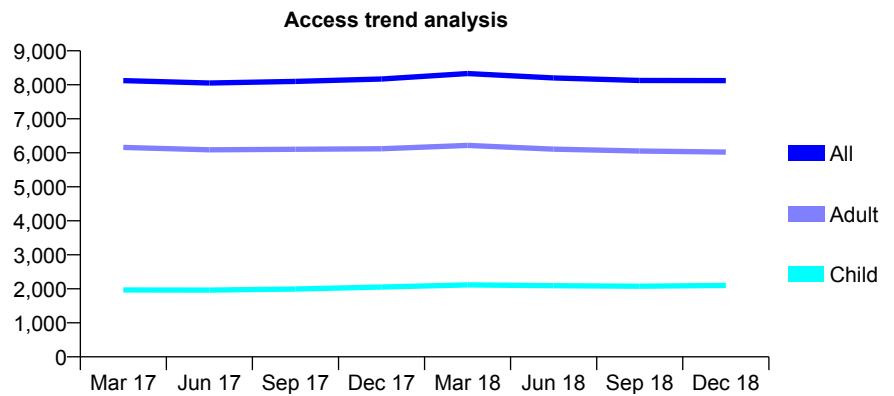
Q62 - Vital Signs At a Glance Contract Report for 173991/0001 - December 2018

Name or company name	Dr A.T. Brown & Dr. P. Bopanna
Contract type name	GDS Contract
Purpose of contract	General
Contract start date	01/01/2013
Contract end date	

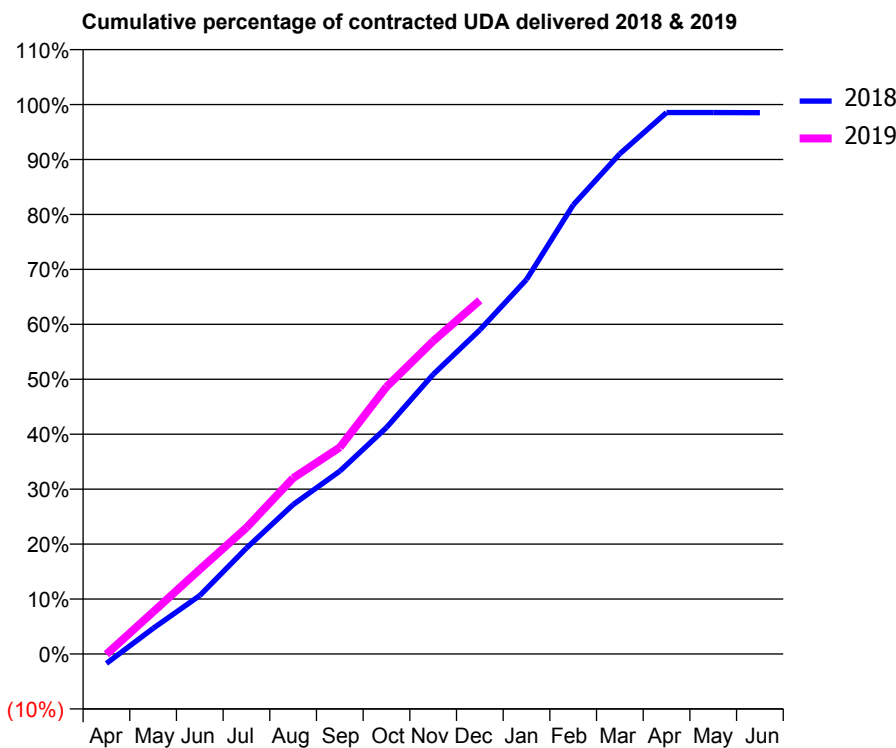
18/19 Contracted general activity (UDA)	19,896
Carry forward general activity (UDA)	294
18/19 Contracted orthodontic activity (UOA)	0
Carry forward orthodontic activity (UOA)	0
Baseline contract value	£563,757.98

ACCESS*

Patients seen in 24 months	Total	Change since previous quarter
Quarter ending December 2017	8,170	
Quarter ending March 2018	8,333	→
Quarter ending June 2018	8,200	↓
Quarter ending September 2018	8,129	→
Quarter ending December 2018	8,122	→
Variance since December 2017	(0.6%)	→



ACTIVITY



Month	Adjusted Scheduled Activity (UDA)	
	2018	2019
April	-343	-12
May	930	1,521
June	2,118	3,065
July	3,838	4,577
August	5,412	6,371
September	6,624	7,480
October	8,199	9,673
November	10,122	11,330
December	11,736	12,806
January	13,560	
February	16,260	
March	18,112	
April	19,607	
May	19,607	
June	19,602	

QUALITY

	Quantity	Base Number	Contract	AT	Region	England
% of FP17s for the same patient ID Re-attending within 3 months - Children	228	2,226	10.2%	10.2%	11.8%	11.8%
% of FP17s for the same patient ID Re-attending within 3 months - Adults	1,168	5,505	21.2%	15.7%	16.7%	15.6%
% of FP17s for the same patient ID Re-attending between 3 & 9 months - Children	1,277	2,226	57.4%	48.3%	48.6%	58.8%
% of FP17s for the same patient ID Re-attending between 3 & 9 months - Adults	2,311	5,505	42.0%	38.5%	39.1%	51.0%
% of FP17s for Band 1 Urgent Courses	1,218	6,925	17.6%	11.0%	10.6%	9.0%
% of FP17s Relating to Free Repair or Replacements	67	6,925	1.0%	0.5%	0.5%	0.8%
% of FP17s Relating to Continuations	25	6,925	0.4%	0.5%	0.7%	0.9%
% of Patients satisfied with the dentistry they have received	1	1	N/A	87.7%	90.2%	93.2%
% of Patients satisfied with the time they had to wait for an appointment	1	1	N/A	85.7%	85.0%	88.3%

* This is based on patients treated on this contract for their most recent course of treatment. Figures in italics indicate the base number of FP17s or Patient Questionnaire responses are less than 100. N/A is shown where the base number of responses is less than 10 during the period. % is calculated as Quantity/Base number*100

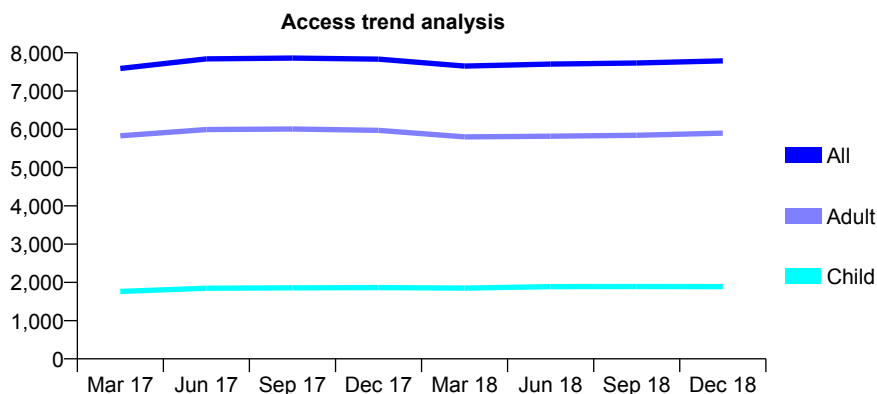
Q62 - Vital Signs At a Glance Contract Report for 174017/0001 - December 2018

Name or company name	Gupta and Lakhanpaul
Contract type name	GDS Contract
Purpose of contract	General
Contract start date	01/01/2012
Contract end date	

18/19 Contracted general activity (UDA)	22,787
Carry forward general activity (UDA)	585
18/19 Contracted orthodontic activity (UOA)	0
Carry forward orthodontic activity (UOA)	0
Baseline contract value	£632,286.11

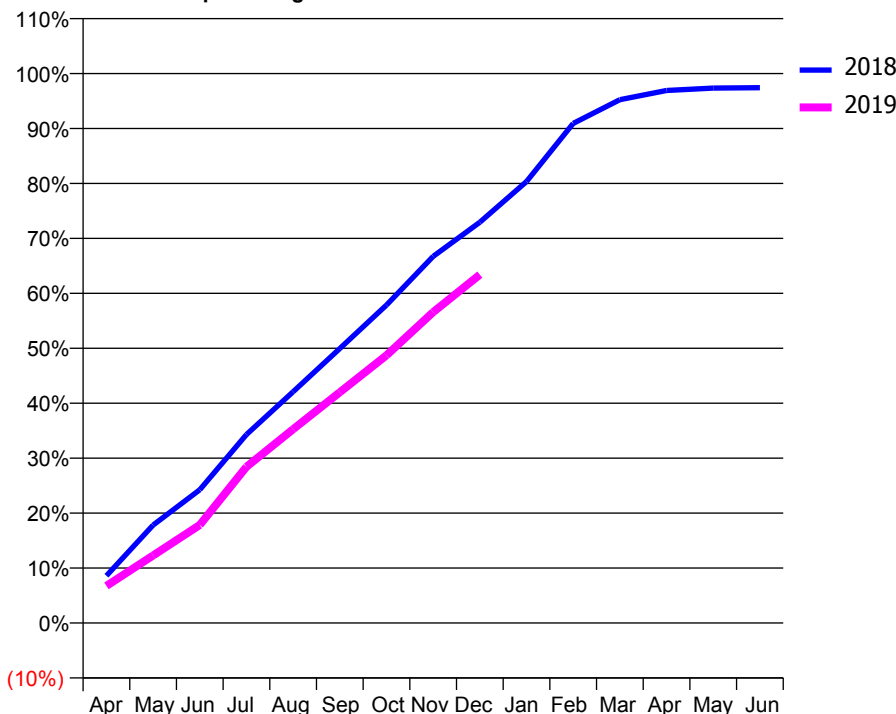
ACCESS*

Patients seen in 24 months	Total	Change since previous quarter
Quarter ending December 2017	7,834	
Quarter ending March 2018	7,652	↓
Quarter ending June 2018	7,707	→
Quarter ending September 2018	7,733	→
Quarter ending December 2018	7,788	→
Variance since December 2017	(0.6%)	→



ACTIVITY

Cumulative percentage of contracted UDA delivered 2018 & 2019



Month	Adjusted Scheduled Activity (UDA)	
	2018	2019
April	1,961	1,540
May	4,059	2,803
June	5,526	4,068
July	7,817	6,480
August	9,593	8,036
September	11,383	9,570
October	13,188	11,098
November	15,202	12,894
December	16,621	14,447
January	18,305	
February	20,718	
March	21,699	
April	22,082	
May	22,185	
June	22,202	

QUALITY

	Quantity	Base Number	Contract	AT	Region	England
% of FP17s for the same patient ID Re-attending within 3 months - Children	120	1,904	6.3%	10.2%	11.8%	11.8%
% of FP17s for the same patient ID Re-attending within 3 months - Adults	490	4,923	10.0%	15.7%	16.7%	15.6%
% of FP17s for the same patient ID Re-attending between 3 & 9 months - Children	1,006	1,904	52.8%	48.3%	48.6%	58.8%
% of FP17s for the same patient ID Re-attending between 3 & 9 months - Adults	1,913	4,923	38.9%	38.5%	39.1%	51.0%
% of FP17s for Band 1 Urgent Courses	390	6,556	5.9%	11.0%	10.6%	9.0%
% of FP17s Relating to Free Repair or Replacements	15	6,556	0.2%	0.5%	0.5%	0.8%
% of FP17s Relating to Continuations	15	6,556	0.2%	0.5%	0.7%	0.9%
% of Patients satisfied with the dentistry they have received	2	2	N/A	87.7%	90.2%	93.2%
% of Patients satisfied with the time they had to wait for an appointment	2	2	N/A	85.7%	85.0%	88.3%

* This is based on patients treated on this contract for their most recent course of treatment. Figures in italics indicate the base number of FP17s or Patient Questionnaire responses are less than 100. N/A is shown where the base number of responses is less than 10 during the period. % is calculated as Quantity/Base number*100

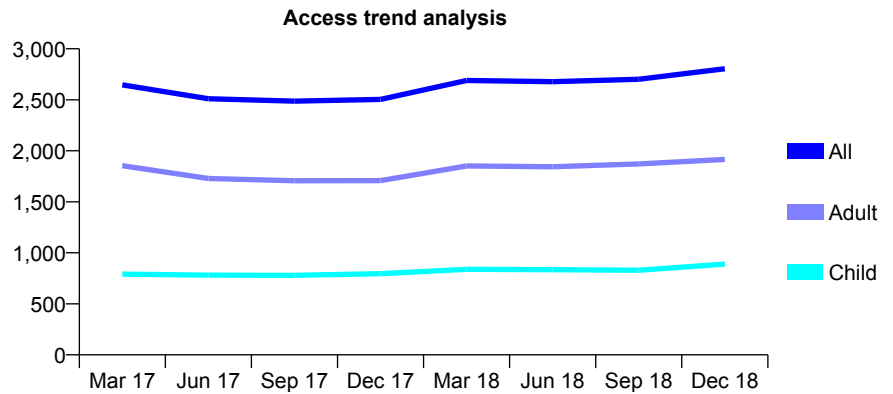
Q62 - Vital Signs At a Glance Contract Report for 174351/0001 - December 2018

Name or company name	Dr Kishan Patel, Dr Jinesh Vaghela, and Dr
Contract type name	GDS Contract
Purpose of contract	General
Contract start date	01/01/2013
Contract end date	

18/19 Contracted general activity (UDA)	7,275
Carry forward general activity (UDA)	279
18/19 Contracted orthodontic activity (UOA)	0
Carry forward orthodontic activity (UOA)	0
Baseline contract value	£209,151.89

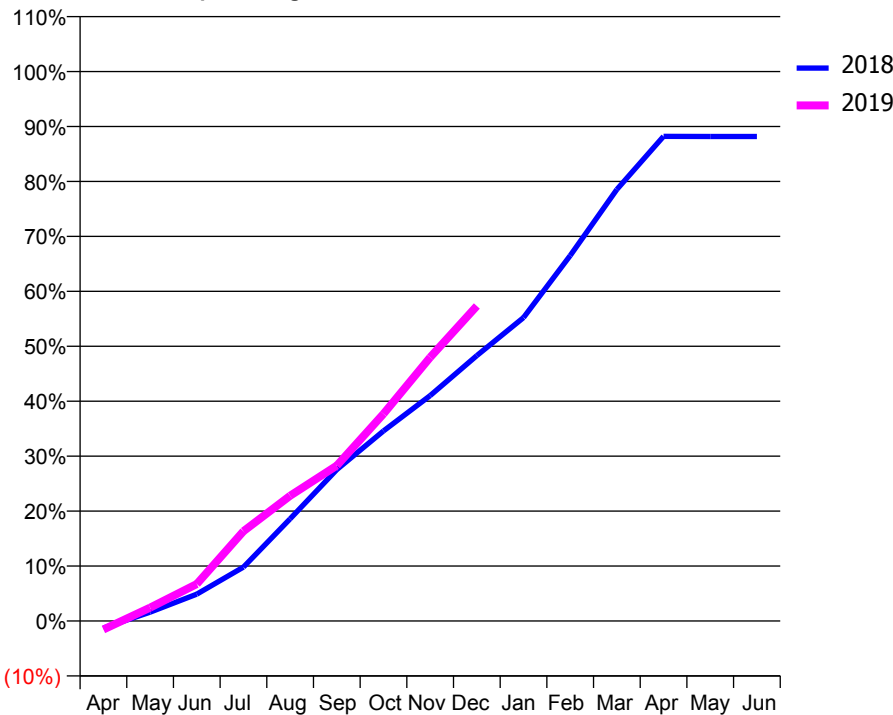
ACCESS*

Patients seen in 24 months	Total	Change since previous quarter
Quarter ending December 2017	2,504	
Quarter ending March 2018	2,689	↑
Quarter ending June 2018	2,678	→
Quarter ending September 2018	2,701	→
Quarter ending December 2018	2,805	↑
Variance since December 2017	12.0%	↑



ACTIVITY

Cumulative percentage of contracted UDA delivered 2018 & 2019



Month	Adjusted Scheduled Activity (UDA)	
	2018	2019
April	-94	-114
May	117	178
June	356	490
July	714	1,190
August	1,353	1,659
September	2,005	2,058
October	2,517	2,743
November	2,984	3,491
December	3,514	4,171
January	4,017	
February	4,839	
March	5,714	
April	6,416	
May	6,415	
June	6,415	

QUALITY

	Quantity	Base Number	Contract	AT	Region	England
% of FP17s for the same patient ID Re-attending within 3 months - Children	85	780	10.9%	10.2%	11.8%	11.8%
% of FP17s for the same patient ID Re-attending within 3 months - Adults	309	1,544	20.0%	15.7%	16.7%	15.6%
% of FP17s for the same patient ID Re-attending between 3 & 9 months - Children	306	780	39.2%	48.3%	48.6%	58.8%
% of FP17s for the same patient ID Re-attending between 3 & 9 months - Adults	513	1,544	33.2%	38.5%	39.1%	51.0%
% of FP17s for Band 1 Urgent Courses	217	1,767	12.3%	11.0%	10.6%	9.0%
% of FP17s Relating to Free Repair or Replacements	16	1,767	0.9%	0.5%	0.5%	0.8%
% of FP17s Relating to Continuations	41	1,767	2.3%	0.5%	0.7%	0.9%
% of Patients satisfied with the dentistry they have received	2	2	N/A	87.7%	90.2%	93.2%
% of Patients satisfied with the time they had to wait for an appointment	2	2	N/A	85.7%	85.0%	88.3%

* This is based on patients treated on this contract for their most recent course of treatment. Figures in italics indicate the base number of FP17s or Patient Questionnaire responses are less than 100. N/A is shown where the base number of responses is less than 10 during the period. % is calculated as Quantity/Base number*100

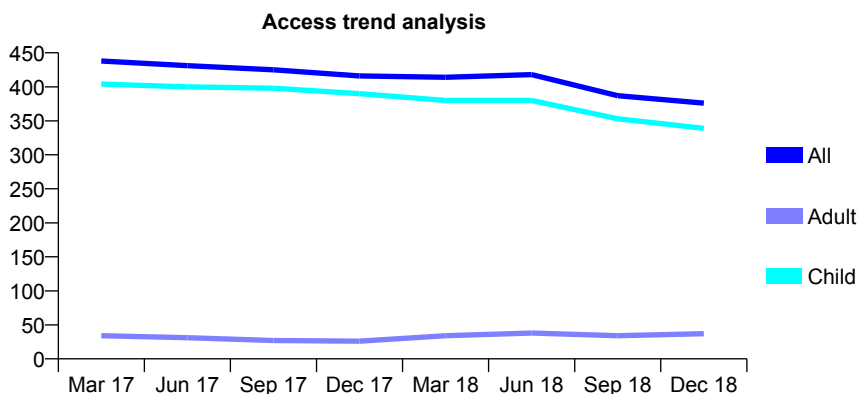
Q62 - Vital Signs At a Glance Contract Report for 175536/0001 - December 2018

Name or company name	Dr B Patel
Contract type name	GDS Contract
Purpose of contract	General
Contract start date	01/02/2012
Contract end date	

18/19 Contracted general activity (UDA)	504
Carry forward general activity (UDA)	-10
18/19 Contracted orthodontic activity (UOA)	0
Carry forward orthodontic activity (UOA)	0
Baseline contract value	£12,112.26

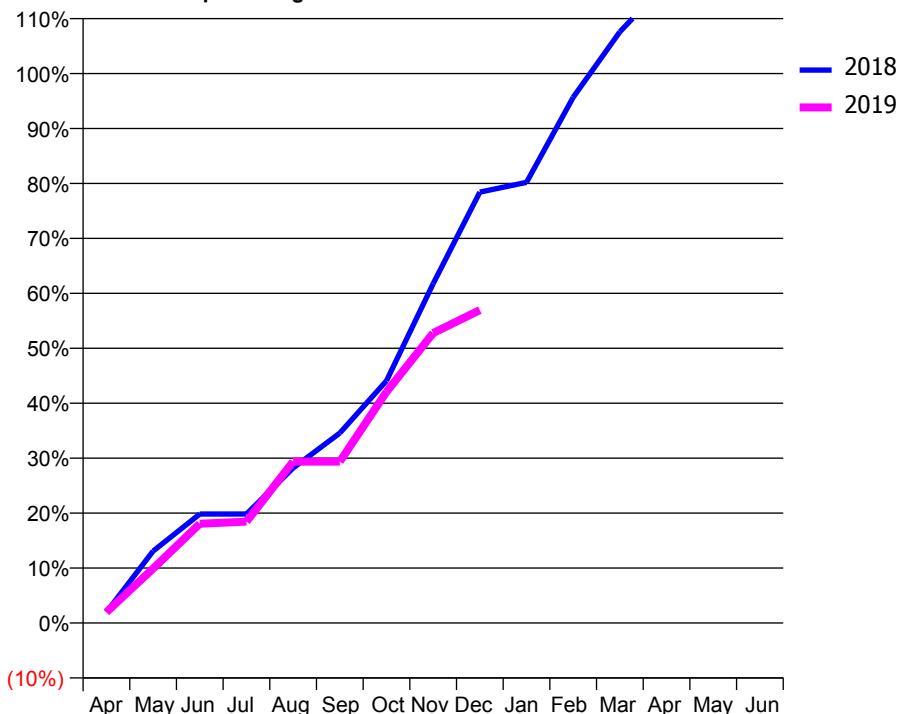
ACCESS*

Patients seen in 24 months	Total	Change since previous quarter
Quarter ending December 2017	416	
Quarter ending March 2018	414	→
Quarter ending June 2018	418	→
Quarter ending September 2018	387	↓
Quarter ending December 2018	376	↓
Variance since December 2017	(9.6%)	↓



ACTIVITY

Cumulative percentage of contracted UDA delivered 2018 & 2019



Adjusted Scheduled Activity (UDA)		
Month	2018	2019
April	10	10
May	66	50
June	100	91
July	100	93
August	142	148
September	174	148
October	222	212
November	311	266
December	395	287
January	404	
February	482	
March	542	
April	587	
May	596	
June	596	

QUALITY

	Quantity	Base Number	Contract	AT	Region	England
% of FP17s for the same patient ID Re-attending within 3 months - Children	2	254	0.8%	10.2%	11.8%	11.8%
% of FP17s for the same patient ID Re-attending within 3 months - Adults	0	8	0.0%	15.7%	16.7%	15.6%
% of FP17s for the same patient ID Re-attending between 3 & 9 months - Children	125	254	49.2%	48.3%	48.6%	58.8%
% of FP17s for the same patient ID Re-attending between 3 & 9 months - Adults	5	8	62.5%	38.5%	39.1%	51.0%
% of FP17s for Band 1 Urgent Courses	0	219	0.0%	11.0%	10.6%	9.0%
% of FP17s Relating to Free Repair or Replacements	0	219	0.0%	0.5%	0.5%	0.8%
% of FP17s Relating to Continuations	0	219	0.0%	0.5%	0.7%	0.9%
% of Patients satisfied with the dentistry they have received	0	0	N/A	87.7%	90.2%	93.2%
% of Patients satisfied with the time they had to wait for an appointment	0	0	N/A	85.7%	85.0%	88.3%

* This is based on patients treated on this contract for their most recent course of treatment. Figures in italics indicate the base number of FP17s or Patient Questionnaire responses are less than 100. N/A is shown where the base number of responses is less than 10 during the period. % is calculated as Quantity/Base number*100

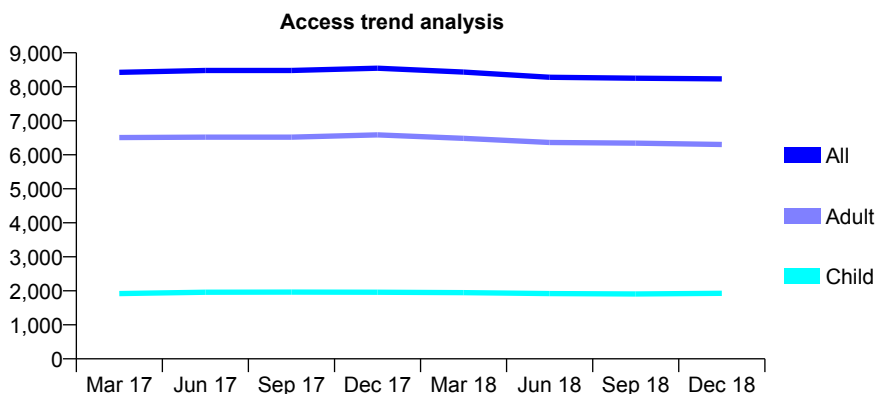
Q62 - Vital Signs At a Glance Contract Report for 178241/0001 - December 2018

Name or company name	Drs Al-Killidar, Al-Killidar & Al-Saidi
Contract type name	GDS Contract
Purpose of contract	General
Contract start date	01/04/2010
Contract end date	

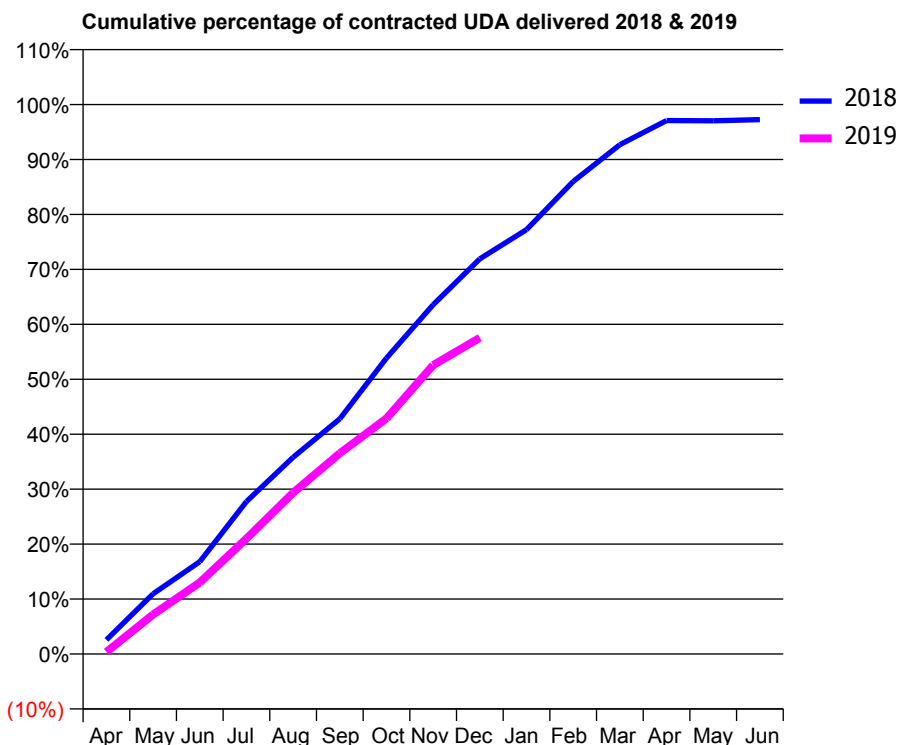
18/19 Contracted general activity (UDA)	33,037
Carry forward general activity (UDA)	908
18/19 Contracted orthodontic activity (UOA)	0
Carry forward orthodontic activity (UOA)	0
Baseline contract value	£1,186,363.33

ACCESS*

Patients seen in 24 months	Total	Change since previous quarter
Quarter ending December 2017	8,547	
Quarter ending March 2018	8,435	↓
Quarter ending June 2018	8,280	↓
Quarter ending September 2018	8,252	→
Quarter ending December 2018	8,232	→
Variance since December 2017	(3.7%)	↓



ACTIVITY



Month	Adjusted Scheduled Activity (UDA)	
	2018	2019
April	853	127
May	3,624	2,377
June	5,554	4,299
July	9,170	6,942
August	11,832	9,696
September	14,139	12,068
October	17,793	14,160
November	21,004	17,368
December	23,756	19,009
January	25,517	
February	28,406	
March	30,624	
April	32,071	
May	32,059	
June	32,129	

QUALITY

	Quantity	Base Number	Contract	AT	Region	England
% of FP17s for the same patient ID Re-attending within 3 months - Children	92	1,388	6.6%	10.2%	11.8%	11.8%
% of FP17s for the same patient ID Re-attending within 3 months - Adults	340	4,126	8.2%	15.7%	16.7%	15.6%
% of FP17s for the same patient ID Re-attending between 3 & 9 months - Children	425	1,388	30.6%	48.3%	48.6%	58.8%
% of FP17s for the same patient ID Re-attending between 3 & 9 months - Adults	1,109	4,126	26.9%	38.5%	39.1%	51.0%
% of FP17s for Band 1 Urgent Courses	574	5,083	11.3%	11.0%	10.6%	9.0%
% of FP17s Relating to Free Repair or Replacements	9	5,083	0.2%	0.5%	0.5%	0.8%
% of FP17s Relating to Continuations	11	5,083	0.2%	0.5%	0.7%	0.9%
% of Patients satisfied with the dentistry they have received	3	4	N/A	87.7%	90.2%	93.2%
% of Patients satisfied with the time they had to wait for an appointment	3	4	N/A	85.7%	85.0%	88.3%

* This is based on patients treated on this contract for their most recent course of treatment. Figures in italics indicate the base number of FP17s or Patient Questionnaire responses are less than 100. N/A is shown where the base number of responses is less than 10 during the period. % is calculated as Quantity/Base number*100

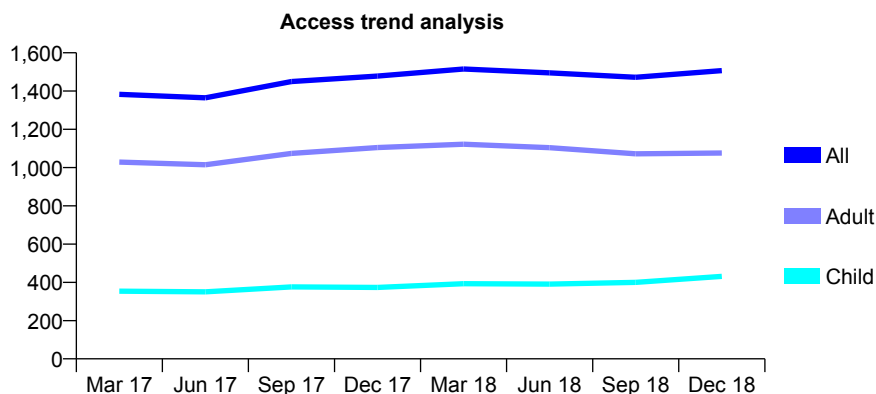
Q62 - Vital Signs At a Glance Contract Report for 178632/0001 - December 2018

Name or company name	DR Sherer & DR Levin
Contract type name	GDS Contract
Purpose of contract	General
Contract start date	01/04/2010
Contract end date	

18/19 Contracted general activity (UDA)	3,046
Carry forward general activity (UDA)	2
18/19 Contracted orthodontic activity (UOA)	0
Carry forward orthodontic activity (UOA)	0
Baseline contract value	£97,152.62

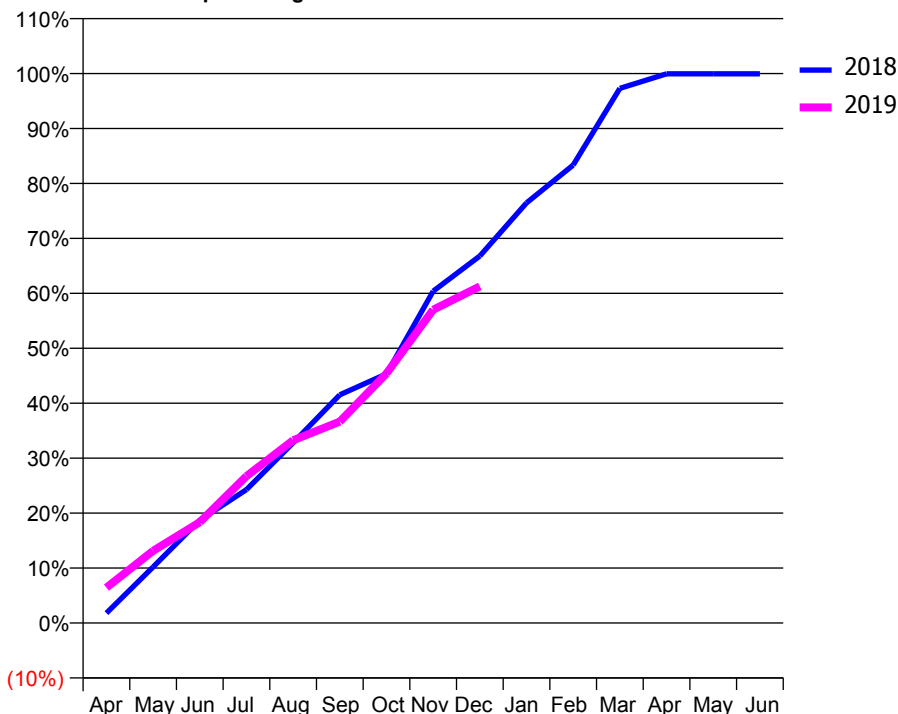
ACCESS*

Patients seen in 24 months	Total	Change since previous quarter
Quarter ending December 2017	1,478	
Quarter ending March 2018	1,515	↑
Quarter ending June 2018	1,495	↓
Quarter ending September 2018	1,472	↓
Quarter ending December 2018	1,507	↑
Variance since December 2017	2.0%	→



ACTIVITY

Cumulative percentage of contracted UDA delivered 2018 & 2019



Month	Adjusted Scheduled Activity (UDA)	
	2018	2019
April	55	196
May	311	400
June	570	559
July	739	814
August	999	1,013
September	1,265	1,117
October	1,381	1,383
November	1,840	1,737
December	2,035	1,866
January	2,329	
February	2,539	
March	2,963	
April	3,044	
May	3,044	
June	3,044	

QUALITY

	Quantity	Base Number	Contract	AT	Region	England
% of FP17s for the same patient ID Re-attending within 3 months - Children	28	369	7.6%	10.2%	11.8%	11.8%
% of FP17s for the same patient ID Re-attending within 3 months - Adults	83	700	11.9%	15.7%	16.7%	15.6%
% of FP17s for the same patient ID Re-attending between 3 & 9 months - Children	154	369	41.7%	48.3%	48.6%	58.8%
% of FP17s for the same patient ID Re-attending between 3 & 9 months - Adults	222	700	31.7%	38.5%	39.1%	51.0%
% of FP17s for Band 1 Urgent Courses	160	1,024	15.6%	11.0%	10.6%	9.0%
% of FP17s Relating to Free Repair or Replacements	1	1,024	0.1%	0.5%	0.5%	0.8%
% of FP17s Relating to Continuations	10	1,024	1.0%	0.5%	0.7%	0.9%
% of Patients satisfied with the dentistry they have received	0	1	N/A	87.7%	90.2%	93.2%
% of Patients satisfied with the time they had to wait for an appointment	0	1	N/A	85.7%	85.0%	88.3%

* This is based on patients treated on this contract for their most recent course of treatment. Figures in italics indicate the base number of FP17s or Patient Questionnaire responses are less than 100. N/A is shown where the base number of responses is less than 10 during the period. % is calculated as Quantity/Base number*100

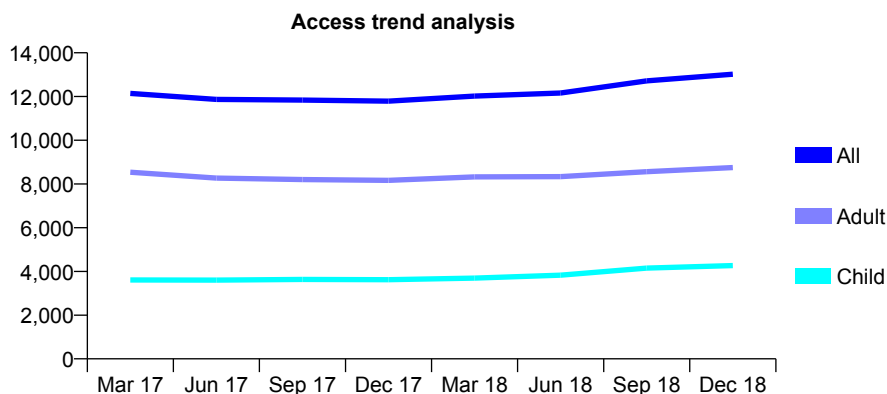
Q62 - Vital Signs At a Glance Contract Report for 180122/0001 - December 2018

Name or company name	IDH Limited
Contract type name	GDS Contract
Purpose of contract	General
Contract start date	01/08/2008
Contract end date	

18/19 Contracted general activity (UDA)	39,431
Carry forward general activity (UDA)	-72
18/19 Contracted orthodontic activity (UOA)	0
Carry forward orthodontic activity (UOA)	0
Baseline contract value	£1,155,889.17

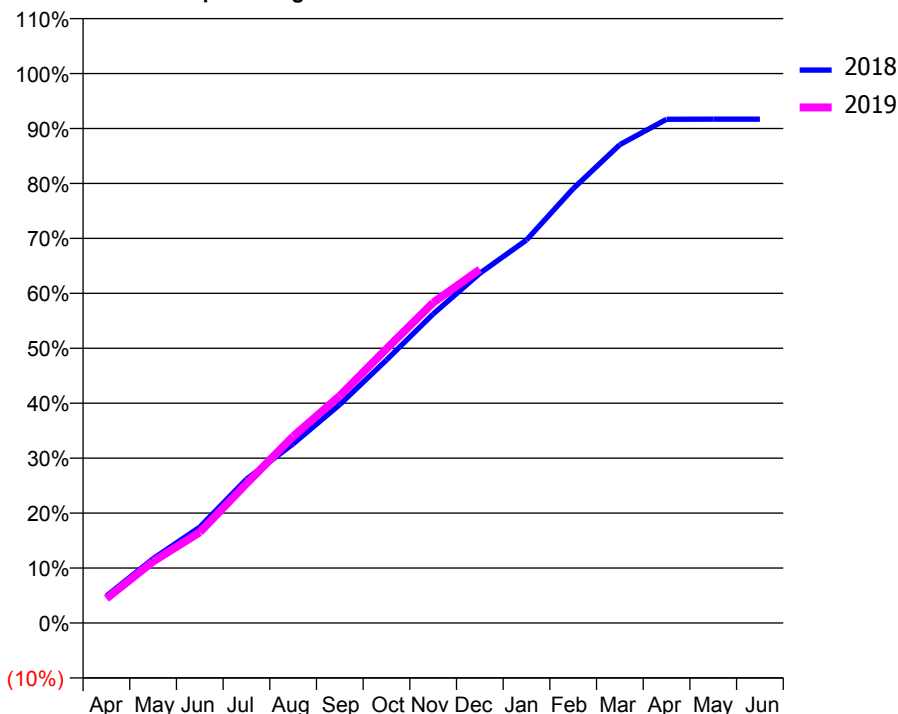
ACCESS*

Patients seen in 24 months	Total	Change since previous quarter
Quarter ending December 2017	11,786	
Quarter ending March 2018	12,019	→
Quarter ending June 2018	12,159	→
Quarter ending September 2018	12,713	↑
Quarter ending December 2018	13,019	↑
Variance since December 2017	10.5%	↑



ACTIVITY

Cumulative percentage of contracted UDA delivered 2018 & 2019



Month	Adjusted Scheduled Activity (UDA)	
	2018	2019
April	1,713	1,760
May	4,089	4,412
June	6,092	6,511
July	9,135	10,005
August	11,382	13,392
September	13,879	16,309
October	16,705	19,682
November	19,628	22,984
December	22,211	25,369
January	24,330	
February	27,591	
March	30,385	
April	31,988	
May	32,001	
June	32,001	

QUALITY

	Quantity	Base Number	Contract	AT	Region	England
% of FP17s for the same patient ID Re-attending within 3 months - Children	199	4,209	4.7%	10.2%	11.8%	11.8%
% of FP17s for the same patient ID Re-attending within 3 months - Adults	695	7,436	9.3%	15.7%	16.7%	15.6%
% of FP17s for the same patient ID Re-attending between 3 & 9 months - Children	1,828	4,209	43.4%	48.3%	48.6%	58.8%
% of FP17s for the same patient ID Re-attending between 3 & 9 months - Adults	2,957	7,436	39.8%	38.5%	39.1%	51.0%
% of FP17s for Band 1 Urgent Courses	492	11,054	4.5%	11.0%	10.6%	9.0%
% of FP17s Relating to Free Repair or Replacements	68	11,054	0.6%	0.5%	0.5%	0.8%
% of FP17s Relating to Continuations	127	11,054	1.1%	0.5%	0.7%	0.9%
% of Patients satisfied with the dentistry they have received	6	6	N/A	87.7%	90.2%	93.2%
% of Patients satisfied with the time they had to wait for an appointment	6	6	N/A	85.7%	85.0%	88.3%

* This is based on patients treated on this contract for their most recent course of treatment. Figures in italics indicate the base number of FP17s or Patient Questionnaire responses are less than 100. N/A is shown where the base number of responses is less than 10 during the period. % is calculated as Quantity/Base number*100

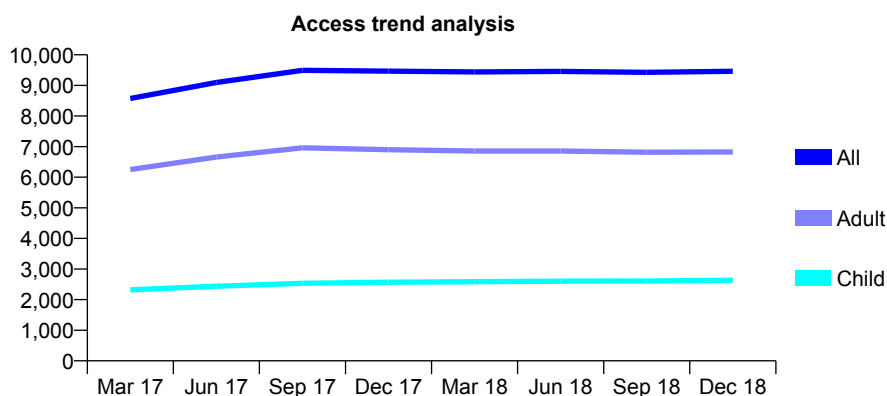
Q62 - Vital Signs At a Glance Contract Report for 180505/0001 - December 2018

Name or company name	A Patel, K Patel, G Pathmanathan
Contract type name	GDS Contract
Purpose of contract	General and Orthodontic
Contract start date	01/08/2015
Contract end date	

18/19 Contracted general activity (UDA)	27,409
Carry forward general activity (UDA)	-538
18/19 Contracted orthodontic activity (UOA)	451
Carry forward orthodontic activity (UOA)	-9
Baseline contract value	£917,748.91

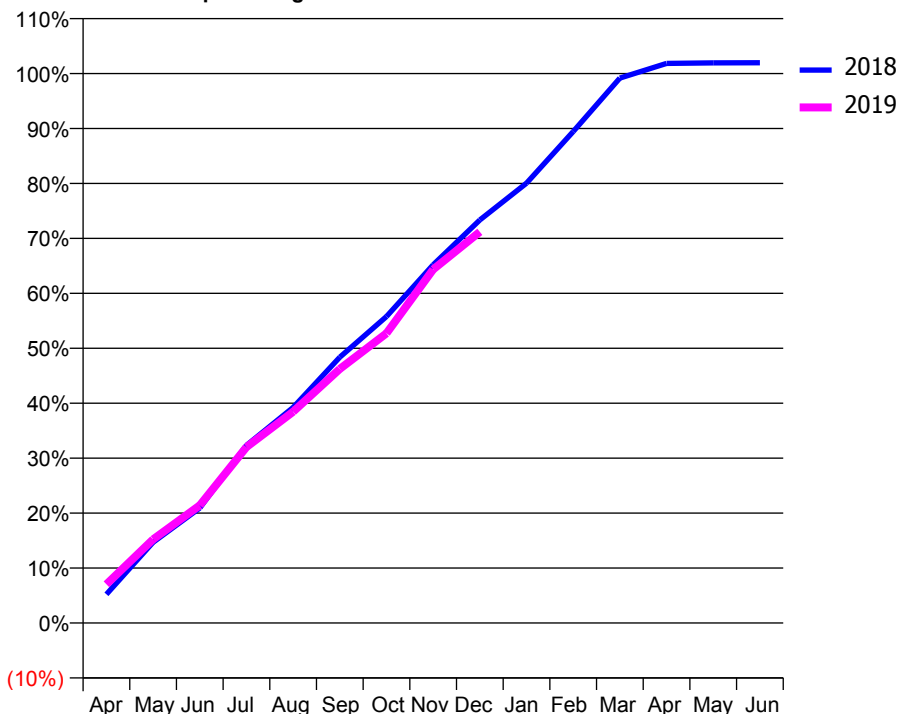
ACCESS*

Patients seen in 24 months	Total	Change since previous quarter
Quarter ending December 2017	9,468	
Quarter ending March 2018	9,440	→
Quarter ending June 2018	9,458	→
Quarter ending September 2018	9,427	→
Quarter ending December 2018	9,462	→
Variance since December 2017	(0.1%)	→



ACTIVITY

Cumulative percentage of contracted UDA delivered 2018 & 2019



Month	Adjusted Scheduled Activity (UDA)	
	2018	2019
April	1,432	1,933
May	4,030	4,176
June	5,737	5,873
July	8,862	8,776
August	10,754	10,536
September	13,259	12,675
October	15,290	14,449
November	17,868	17,635
December	20,102	19,511
January	21,941	
February	24,512	
March	27,181	
April	27,913	
May	27,938	
June	27,947	

QUALITY

	Quantity	Base Number	Contract	AT	Region	England
% of FP17s for the same patient ID Re-attending within 3 months - Children	168	2,628	6.4%	10.2%	11.8%	11.8%
% of FP17s for the same patient ID Re-attending within 3 months - Adults	600	5,512	10.9%	15.7%	16.7%	15.6%
% of FP17s for the same patient ID Re-attending between 3 & 9 months - Children	1,446	2,628	55.0%	48.3%	48.6%	58.8%
% of FP17s for the same patient ID Re-attending between 3 & 9 months - Adults	2,425	5,512	44.0%	38.5%	39.1%	51.0%
% of FP17s for Band 1 Urgent Courses	615	7,734	8.0%	11.0%	10.6%	9.0%
% of FP17s Relating to Free Repair or Replacements	36	7,734	0.5%	0.5%	0.5%	0.8%
% of FP17s Relating to Continuations	4	7,734	0.1%	0.5%	0.7%	0.9%
% of Patients satisfied with the dentistry they have received	6	6	N/A	87.7%	90.2%	93.2%
% of Patients satisfied with the time they had to wait for an appointment	5	6	N/A	85.7%	85.0%	88.3%

* This is based on patients treated on this contract for their most recent course of treatment. Figures in italics indicate the base number of FP17s or Patient Questionnaire responses are less than 100. N/A is shown where the base number of responses is less than 10 during the period. % is calculated as Quantity/Base number*100

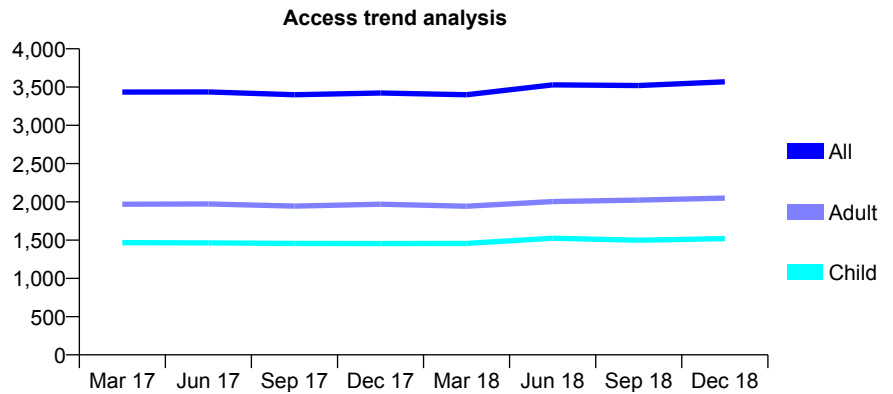
Q62 - Vital Signs At a Glance Contract Report for 182613/0001 - December 2018

Name or company name	Harlesden Health Ltd
Contract type name	GDS Contract
Purpose of contract	General
Contract start date	01/11/2009
Contract end date	

18/19 Contracted general activity (UDA)	14,600
Carry forward general activity (UDA)	0
18/19 Contracted orthodontic activity (UOA)	0
Carry forward orthodontic activity (UOA)	0
Baseline contract value	£452,283.64

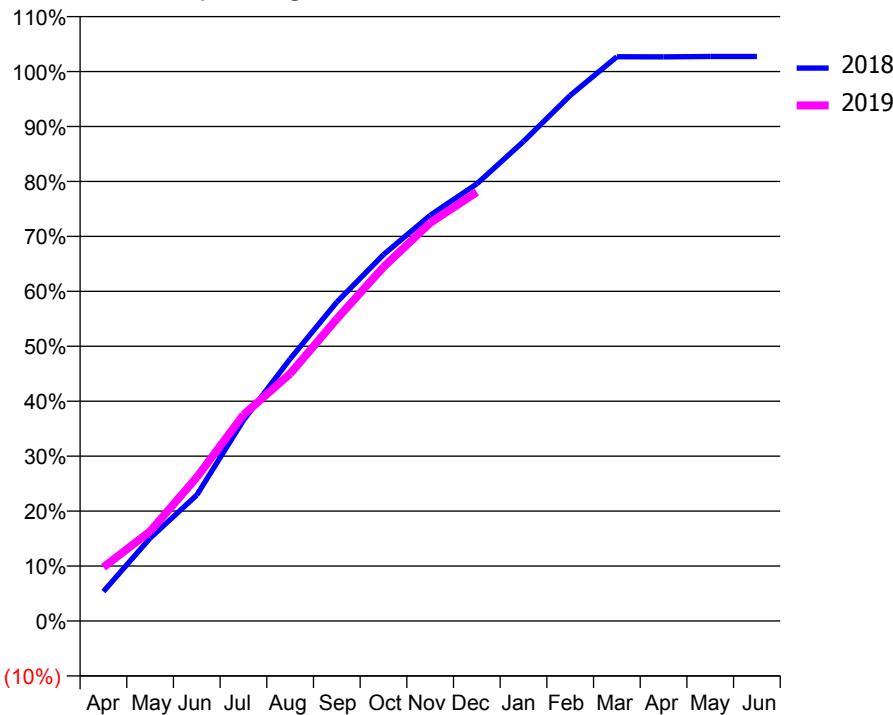
ACCESS*

Patients seen in 24 months	Total	Change since previous quarter
Quarter ending December 2017	3,422	
Quarter ending March 2018	3,399	→
Quarter ending June 2018	3,528	↑
Quarter ending September 2018	3,520	→
Quarter ending December 2018	3,568	→
Variance since December 2017	4.3%	↑



ACTIVITY

Cumulative percentage of contracted UDA delivered 2018 & 2019



Month	Adjusted Scheduled Activity (UDA)	
	2018	2019
April	785	1,428
May	2,202	2,384
June	3,347	3,816
July	5,333	5,481
August	6,964	6,570
September	8,475	8,027
October	9,733	9,406
November	10,780	10,577
December	11,616	11,397
January	12,741	
February	13,963	
March	14,990	
April	14,987	
May	15,000	
June	15,000	

QUALITY

	Quantity	Base Number	Contract	AT	Region	England
% of FP17s for the same patient ID Re-attending within 3 months - Children	56	1,323	4.2%	10.2%	11.8%	11.8%
% of FP17s for the same patient ID Re-attending within 3 months - Adults	183	1,547	11.8%	15.7%	16.7%	15.6%
% of FP17s for the same patient ID Re-attending between 3 & 9 months - Children	559	1,323	42.3%	48.3%	48.6%	58.8%
% of FP17s for the same patient ID Re-attending between 3 & 9 months - Adults	502	1,547	32.4%	38.5%	39.1%	51.0%
% of FP17s for Band 1 Urgent Courses	205	2,860	7.2%	11.0%	10.6%	9.0%
% of FP17s Relating to Free Repair or Replacements	0	2,860	0.0%	0.5%	0.5%	0.8%
% of FP17s Relating to Continuations	0	2,860	0.0%	0.5%	0.7%	0.9%
% of Patients satisfied with the dentistry they have received	0	2	N/A	87.7%	90.2%	93.2%
% of Patients satisfied with the time they had to wait for an appointment	0	2	N/A	85.7%	85.0%	88.3%

* This is based on patients treated on this contract for their most recent course of treatment. Figures in italics indicate the base number of FP17s or Patient Questionnaire responses are less than 100. N/A is shown where the base number of responses is less than 10 during the period. % is calculated as Quantity/Base number*100

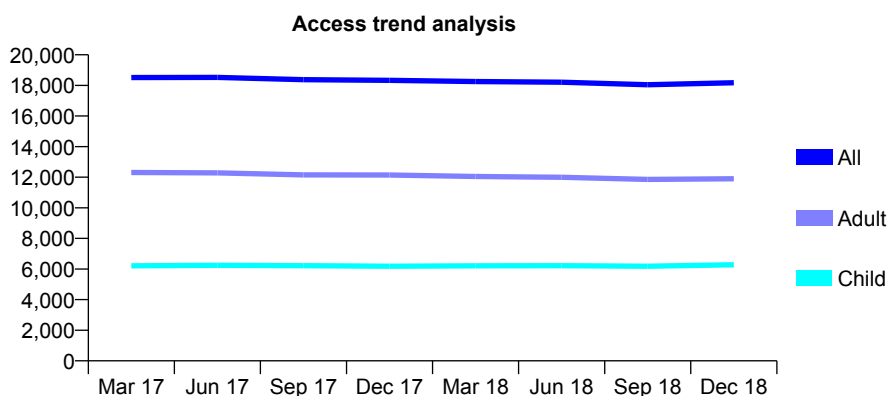
Q62 - Vital Signs At a Glance Contract Report for 182680/0001 - December 2018

Name or company name	Inspire Dental Southall Ltd
Contract type name	GDS Contract
Purpose of contract	General and Orthodontic
Contract start date	01/05/2007
Contract end date	

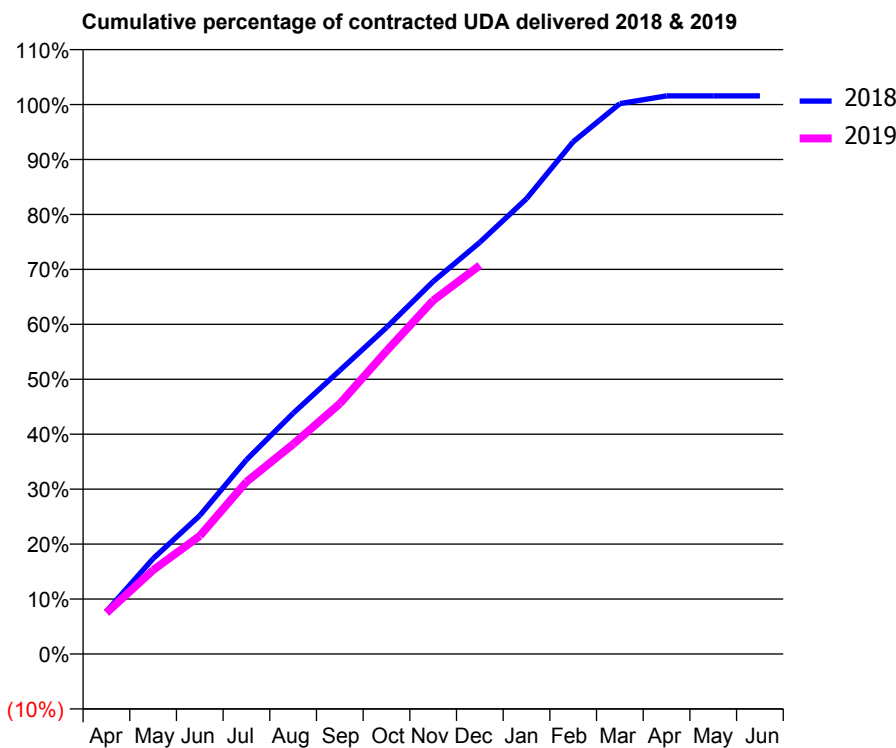
18/19 Contracted general activity (UDA)	54,717
Carry forward general activity (UDA)	-855
18/19 Contracted orthodontic activity (UOA)	3,640
Carry forward orthodontic activity (UOA)	14
Baseline contract value	£1,720,066.62

ACCESS*

Patients seen in 24 months	Total	Change since previous quarter
Quarter ending December 2017	18,333	
Quarter ending March 2018	18,253	→
Quarter ending June 2018	18,213	→
Quarter ending September 2018	18,047	→
Quarter ending December 2018	18,174	→
Variance since December 2017	(0.9%)	→



ACTIVITY



Month	Adjusted Scheduled Activity (UDA)	
	2018	2019
April	4,240	4,094
May	9,502	8,362
June	13,794	11,754
July	19,341	17,147
August	23,968	20,895
September	28,233	24,932
October	32,508	30,178
November	37,098	35,213
December	41,001	38,696
January	45,334	
February	51,013	
March	54,807	
April	55,576	
May	55,576	
June	55,572	

QUALITY

	Quantity	Base Number	Contract	AT	Region	England
% of FP17s for the same patient ID Re-attending within 3 months - Children	506	6,887	7.3%	10.2%	11.8%	11.8%
% of FP17s for the same patient ID Re-attending within 3 months - Adults	678	9,503	7.1%	15.7%	16.7%	15.6%
% of FP17s for the same patient ID Re-attending between 3 & 9 months - Children	4,203	6,887	61.0%	48.3%	48.6%	58.8%
% of FP17s for the same patient ID Re-attending between 3 & 9 months - Adults	4,174	9,503	43.9%	38.5%	39.1%	51.0%
% of FP17s for Band 1 Urgent Courses	836	15,703	5.3%	11.0%	10.6%	9.0%
% of FP17s Relating to Free Repair or Replacements	82	15,703	0.5%	0.5%	0.5%	0.8%
% of FP17s Relating to Continuations	27	15,703	0.2%	0.5%	0.7%	0.9%
% of Patients satisfied with the dentistry they have received	6	7	N/A	87.7%	90.2%	93.2%
% of Patients satisfied with the time they had to wait for an appointment	6	7	N/A	85.7%	85.0%	88.3%

* This is based on patients treated on this contract for their most recent course of treatment. Figures in italics indicate the base number of FP17s or Patient Questionnaire responses are less than 100. N/A is shown where the base number of responses is less than 10 during the period. % is calculated as Quantity/Base number*100

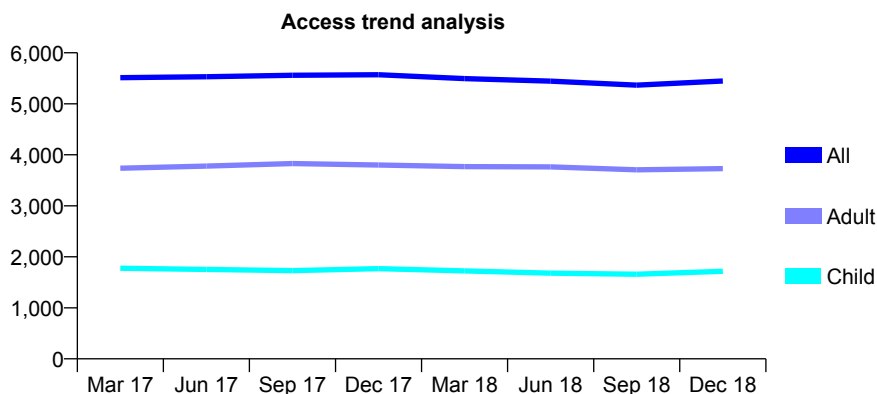
Q62 - Vital Signs At a Glance Contract Report for 183873/0001 - December 2018

Name or company name	Care Dental Ltd
Contract type name	GDS Contract
Purpose of contract	General
Contract start date	08/03/2007
Contract end date	

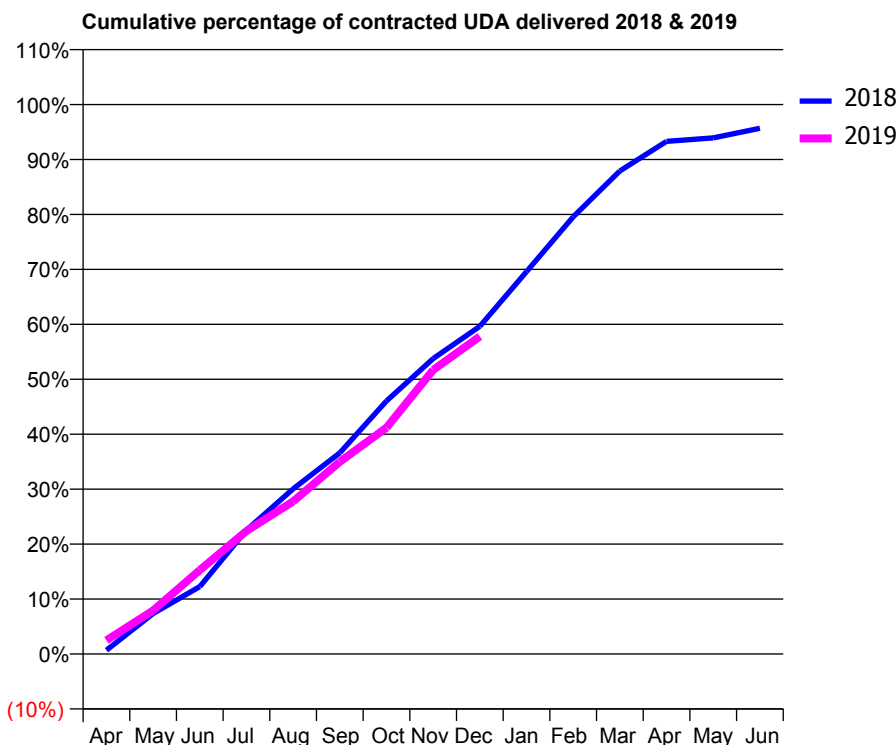
18/19 Contracted general activity (UDA)	17,139
Carry forward general activity (UDA)	0
18/19 Contracted orthodontic activity (UOA)	0
Carry forward orthodontic activity (UOA)	0
Baseline contract value	£519,160.19

ACCESS*

Patients seen in 24 months	Total	Change since previous quarter
Quarter ending December 2017	5,569	
Quarter ending March 2018	5,494	↓
Quarter ending June 2018	5,444	→
Quarter ending September 2018	5,367	↓
Quarter ending December 2018	5,447	→
Variance since December 2017	(2.2%)	↓



ACTIVITY



Month	Adjusted Scheduled Activity (UDA)	
	2018	2019
April	117	426
May	1,264	1,357
June	2,101	2,620
July	3,864	3,836
August	5,152	4,762
September	6,275	5,996
October	7,891	7,058
November	9,214	8,861
December	10,222	9,905
January	11,926	
February	13,634	
March	15,066	
April	15,988	
May	16,097	
June	16,396	

QUALITY

	Quantity	Base Number	Contract	AT	Region	England
% of FP17s for the same patient ID Re-attending within 3 months - Children	58	1,101	5.3%	10.2%	11.8%	11.8%
% of FP17s for the same patient ID Re-attending within 3 months - Adults	234	2,135	11.0%	15.7%	16.7%	15.6%
% of FP17s for the same patient ID Re-attending between 3 & 9 months - Children	245	1,101	22.3%	48.3%	48.6%	58.8%
% of FP17s for the same patient ID Re-attending between 3 & 9 months - Adults	505	2,135	23.7%	38.5%	39.1%	51.0%
% of FP17s for Band 1 Urgent Courses	94	2,946	3.2%	11.0%	10.6%	9.0%
% of FP17s Relating to Free Repair or Replacements	32	2,946	1.1%	0.5%	0.5%	0.8%
% of FP17s Relating to Continuations	6	2,946	0.2%	0.5%	0.7%	0.9%
% of Patients satisfied with the dentistry they have received	4	4	N/A	87.7%	90.2%	93.2%
% of Patients satisfied with the time they had to wait for an appointment	4	4	N/A	85.7%	85.0%	88.3%

* This is based on patients treated on this contract for their most recent course of treatment. Figures in italics indicate the base number of FP17s or Patient Questionnaire responses are less than 100. N/A is shown where the base number of responses is less than 10 during the period. % is calculated as Quantity/Base number*100

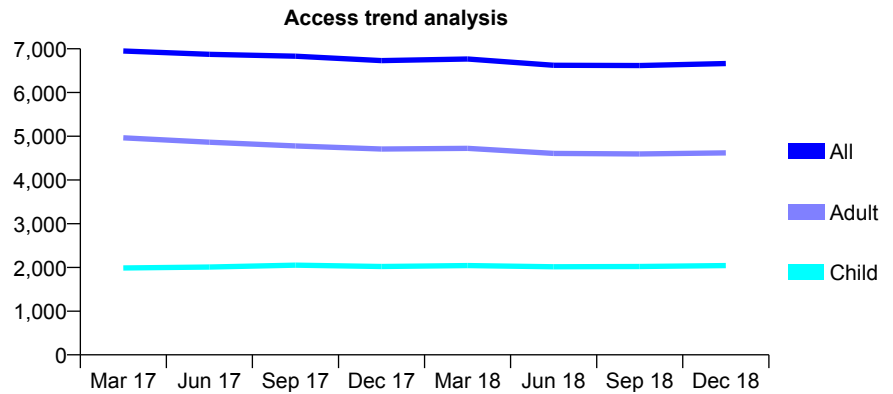
Q62 - Vital Signs At a Glance Contract Report for 184039/0001 - December 2018

Name or company name	Dr M Delahaye & Associates
Contract type name	GDS Contract
Purpose of contract	General
Contract start date	01/04/2011
Contract end date	

18/19 Contracted general activity (UDA)	18,725
Carry forward general activity (UDA)	0
18/19 Contracted orthodontic activity (UOA)	0
Carry forward orthodontic activity (UOA)	0
Baseline contract value	£480,125.22

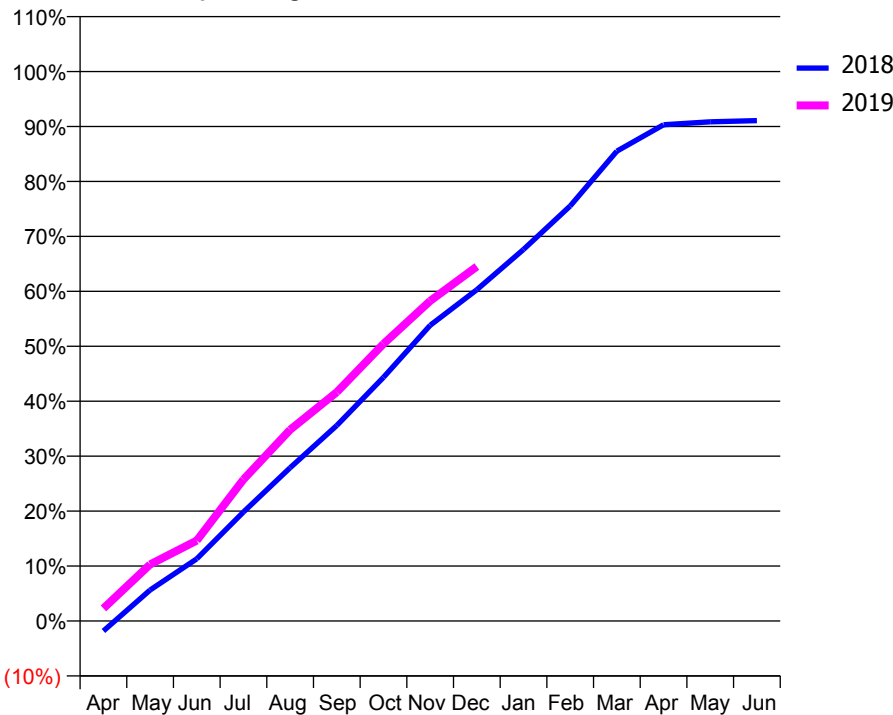
ACCESS*

Patients seen in 24 months	Total	Change since previous quarter
Quarter ending December 2017	6,729	
Quarter ending March 2018	6,766	→
Quarter ending June 2018	6,622	↓
Quarter ending September 2018	6,618	→
Quarter ending December 2018	6,662	→
Variance since December 2017	(1.0%)	→



ACTIVITY

Cumulative percentage of contracted UDA delivered 2018 & 2019



Month	Adjusted Scheduled Activity (UDA)	
	2018	2019
April	-343	427
May	1,059	1,928
June	2,120	2,741
July	3,716	4,824
August	5,225	6,518
September	6,663	7,800
October	8,304	9,446
November	10,076	10,909
December	11,290	12,082
January	12,660	
February	14,145	
March	16,011	
April	16,911	
May	17,012	
June	17,053	

QUALITY

	Quantity	Base Number	Contract	AT	Region	England
% of FP17s for the same patient ID Re-attending within 3 months - Children	170	2,013	8.4%	10.2%	11.8%	11.8%
% of FP17s for the same patient ID Re-attending within 3 months - Adults	472	3,484	13.5%	15.7%	16.7%	15.6%
% of FP17s for the same patient ID Re-attending between 3 & 9 months - Children	851	2,013	42.3%	48.3%	48.6%	58.8%
% of FP17s for the same patient ID Re-attending between 3 & 9 months - Adults	1,008	3,484	28.9%	38.5%	39.1%	51.0%
% of FP17s for Band 1 Urgent Courses	579	5,040	11.5%	11.0%	10.6%	9.0%
% of FP17s Relating to Free Repair or Replacements	67	5,040	1.3%	0.5%	0.5%	0.8%
% of FP17s Relating to Continuations	59	5,040	1.2%	0.5%	0.7%	0.9%
% of Patients satisfied with the dentistry they have received	0	0	N/A	87.7%	90.2%	93.2%
% of Patients satisfied with the time they had to wait for an appointment	0	0	N/A	85.7%	85.0%	88.3%

* This is based on patients treated on this contract for their most recent course of treatment. Figures in italics indicate the base number of FP17s or Patient Questionnaire responses are less than 100. N/A is shown where the base number of responses is less than 10 during the period. % is calculated as Quantity/Base number*100

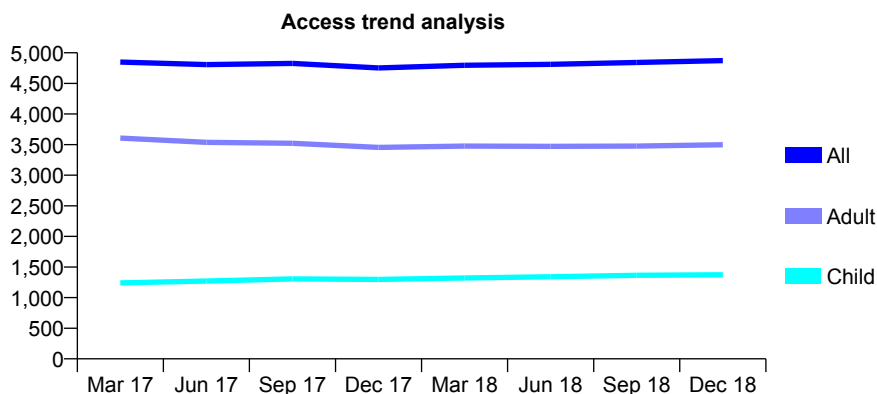
Q62 - Vital Signs At a Glance Contract Report for 184438/0001 - December 2018

Name or company name	Cedars Trading Limited
Contract type name	GDS Contract
Purpose of contract	General
Contract start date	01/04/2009
Contract end date	

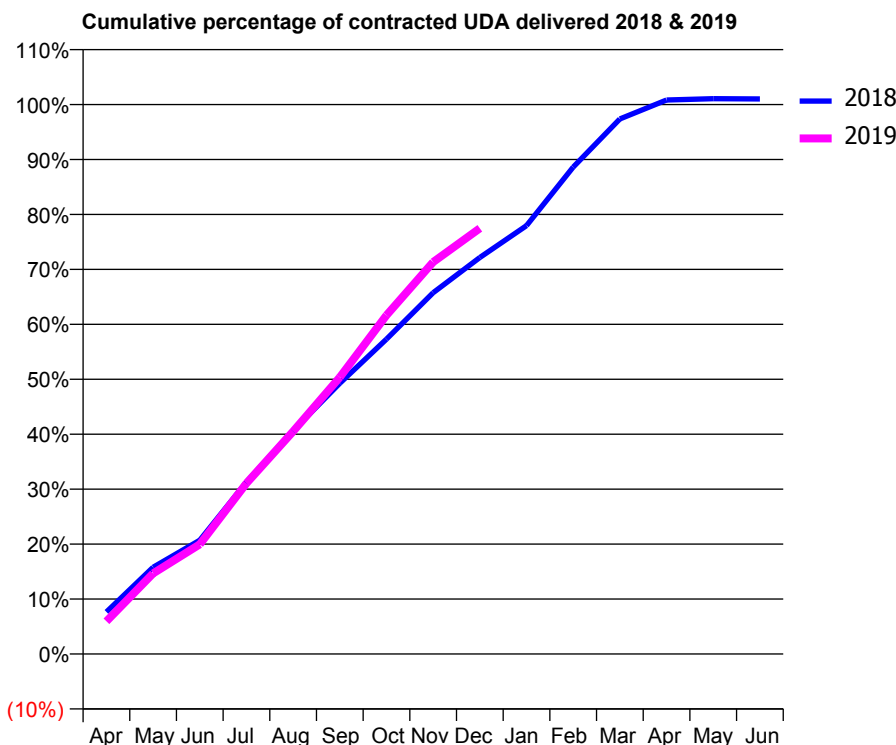
18/19 Contracted general activity (UDA)	13,526
Carry forward general activity (UDA)	-138
18/19 Contracted orthodontic activity (UOA)	0
Carry forward orthodontic activity (UOA)	0
Baseline contract value	£383,468.21

ACCESS*

Patients seen in 24 months	Total	Change since previous quarter
Quarter ending December 2017	4,752	
Quarter ending March 2018	4,797	→
Quarter ending June 2018	4,812	→
Quarter ending September 2018	4,841	→
Quarter ending December 2018	4,872	→
Variance since December 2017	2.5%	↑



ACTIVITY



Month	Adjusted Scheduled Activity (UDA)	
	2018	2019
April	1,035	806
May	2,137	1,986
June	2,802	2,699
July	4,233	4,204
August	5,497	5,479
September	6,663	6,812
October	7,750	8,337
November	8,893	9,648
December	9,759	10,478
January	10,544	
February	11,985	
March	13,171	
April	13,637	
May	13,670	
June	13,664	

QUALITY

	Quantity	Base Number	Contract	AT	Region	England
% of FP17s for the same patient ID Re-attending within 3 months - Children	134	1,414	9.5%	10.2%	11.8%	11.8%
% of FP17s for the same patient ID Re-attending within 3 months - Adults	386	2,624	14.7%	15.7%	16.7%	15.6%
% of FP17s for the same patient ID Re-attending between 3 & 9 months - Children	655	1,414	46.3%	48.3%	48.6%	58.8%
% of FP17s for the same patient ID Re-attending between 3 & 9 months - Adults	862	2,624	32.9%	38.5%	39.1%	51.0%
% of FP17s for Band 1 Urgent Courses	293	3,845	7.6%	11.0%	10.6%	9.0%
% of FP17s Relating to Free Repair or Replacements	50	3,845	1.3%	0.5%	0.5%	0.8%
% of FP17s Relating to Continuations	21	3,845	0.5%	0.5%	0.7%	0.9%
% of Patients satisfied with the dentistry they have received	2	2	N/A	87.7%	90.2%	93.2%
% of Patients satisfied with the time they had to wait for an appointment	2	2	N/A	85.7%	85.0%	88.3%

* This is based on patients treated on this contract for their most recent course of treatment. Figures in italics indicate the base number of FP17s or Patient Questionnaire responses are less than 100. N/A is shown where the base number of responses is less than 10 during the period. % is calculated as Quantity/Base number*100

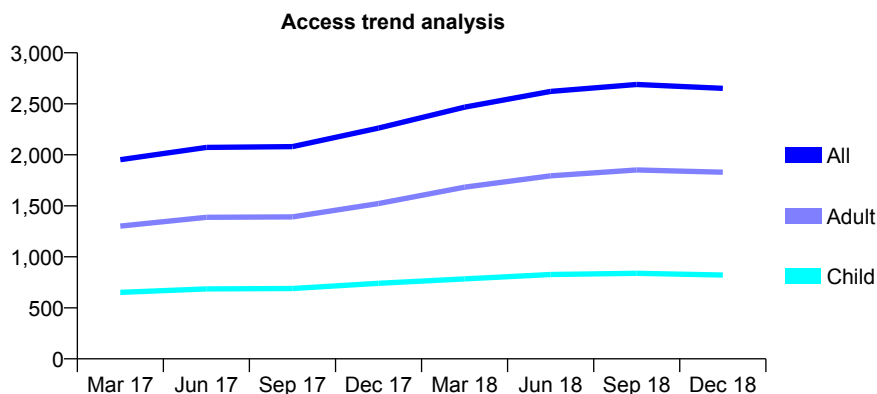
Q62 - Vital Signs At a Glance Contract Report for 184675/0001 - December 2018

Name or company name	Dr T Jabbar
Contract type name	GDS Contract
Purpose of contract	General
Contract start date	01/10/2012
Contract end date	

18/19 Contracted general activity (UDA)	5,952
Carry forward general activity (UDA)	252
18/19 Contracted orthodontic activity (UOA)	0
Carry forward orthodontic activity (UOA)	0
Baseline contract value	£158,555.34

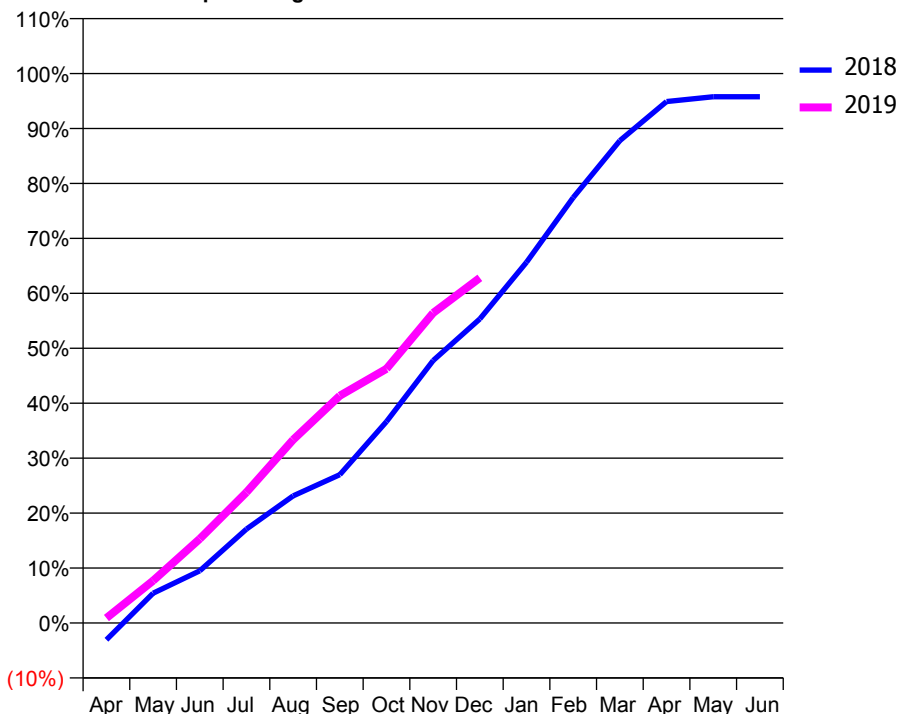
ACCESS*

Patients seen in 24 months	Total	Change since previous quarter
Quarter ending December 2017	2,262	
Quarter ending March 2018	2,467	↑
Quarter ending June 2018	2,621	↑
Quarter ending September 2018	2,690	↑
Quarter ending December 2018	2,651	↓
Variance since December 2017	17.2%	↑



ACTIVITY

Cumulative percentage of contracted UDA delivered 2018 & 2019



Month	Adjusted Scheduled Activity (UDA)	
	2018	2019
April	-183	54
May	322	458
June	566	912
July	1,017	1,416
August	1,377	1,986
September	1,607	2,462
October	2,181	2,754
November	2,844	3,359
December	3,295	3,739
January	3,907	
February	4,609	
March	5,225	
April	5,649	
May	5,700	
June	5,700	

QUALITY

	Quantity	Base Number	Contract	AT	Region	England
% of FP17s for the same patient ID Re-attending within 3 months - Children	101	833	12.1%	10.2%	11.8%	11.8%
% of FP17s for the same patient ID Re-attending within 3 months - Adults	271	1,442	18.8%	15.7%	16.7%	15.6%
% of FP17s for the same patient ID Re-attending between 3 & 9 months - Children	427	833	51.3%	48.3%	48.6%	58.8%
% of FP17s for the same patient ID Re-attending between 3 & 9 months - Adults	596	1,442	41.3%	38.5%	39.1%	51.0%
% of FP17s for Band 1 Urgent Courses	312	1,730	18.0%	11.0%	10.6%	9.0%
% of FP17s Relating to Free Repair or Replacements	9	1,730	0.5%	0.5%	0.5%	0.8%
% of FP17s Relating to Continuations	5	1,730	0.3%	0.5%	0.7%	0.9%
% of Patients satisfied with the dentistry they have received	0	0	N/A	87.7%	90.2%	93.2%
% of Patients satisfied with the time they had to wait for an appointment	0	0	N/A	85.7%	85.0%	88.3%

* This is based on patients treated on this contract for their most recent course of treatment. Figures in italics indicate the base number of FP17s or Patient Questionnaire responses are less than 100. N/A is shown where the base number of responses is less than 10 during the period. % is calculated as Quantity/Base number*100

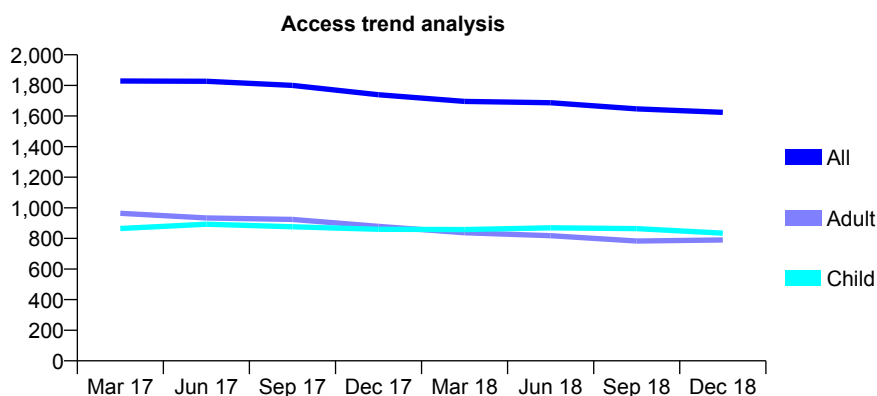
Q62 - Vital Signs At a Glance Contract Report for 186821/0001 - December 2018

Name or company name	Dr. S. Merali and Dr. F. Merali
Contract type name	GDS Contract
Purpose of contract	General
Contract start date	01/10/2012
Contract end date	

18/19 Contracted general activity (UDA)	7,761
Carry forward general activity (UDA)	142
18/19 Contracted orthodontic activity (UOA)	0
Carry forward orthodontic activity (UOA)	0
Baseline contract value	£241,364.80

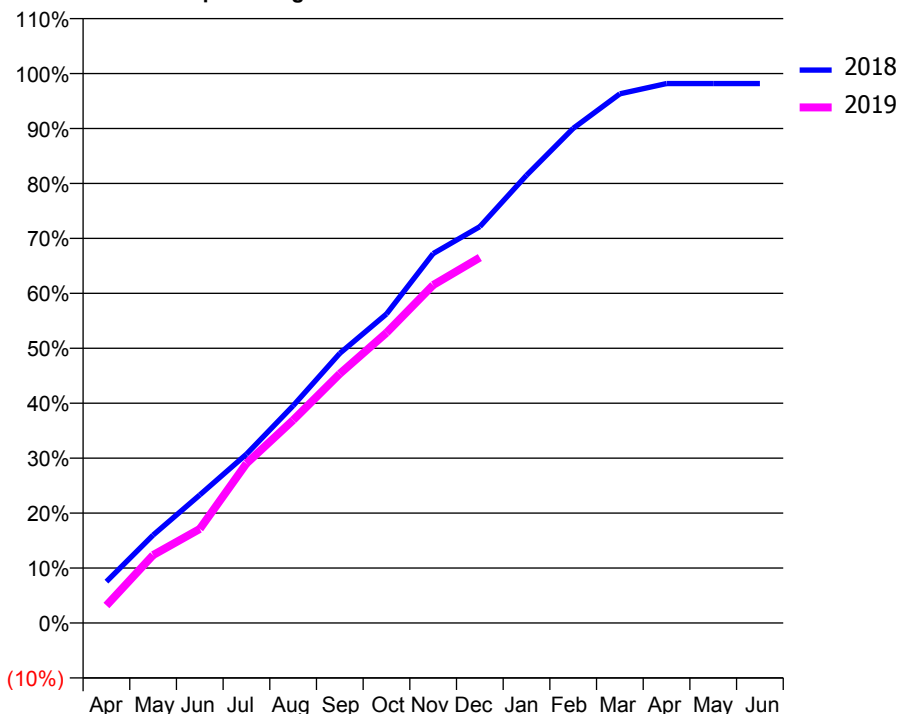
ACCESS*

Patients seen in 24 months	Total	Change since previous quarter
Quarter ending December 2017	1,739	
Quarter ending March 2018	1,695	↓
Quarter ending June 2018	1,687	→
Quarter ending September 2018	1,647	↓
Quarter ending December 2018	1,624	↓
Variance since December 2017	(6.6%)	↓



ACTIVITY

Cumulative percentage of contracted UDA delivered 2018 & 2019



Month	Adjusted Scheduled Activity (UDA)	
	2018	2019
April	585	248
May	1,242	959
June	1,809	1,328
July	2,385	2,253
August	3,068	2,866
September	3,810	3,521
October	4,366	4,100
November	5,218	4,774
December	5,599	5,162
January	6,324	
February	6,987	
March	7,473	
April	7,619	
May	7,619	
June	7,619	

QUALITY

	Quantity	Base Number	Contract	AT	Region	England
% of FP17s for the same patient ID Re-attending within 3 months - Children	134	1,099	12.2%	10.2%	11.8%	11.8%
% of FP17s for the same patient ID Re-attending within 3 months - Adults	138	821	16.8%	15.7%	16.7%	15.6%
% of FP17s for the same patient ID Re-attending between 3 & 9 months - Children	705	1,099	64.1%	48.3%	48.6%	58.8%
% of FP17s for the same patient ID Re-attending between 3 & 9 months - Adults	420	821	51.2%	38.5%	39.1%	51.0%
% of FP17s for Band 1 Urgent Courses	144	1,869	7.7%	11.0%	10.6%	9.0%
% of FP17s Relating to Free Repair or Replacements	0	1,869	0.0%	0.5%	0.5%	0.8%
% of FP17s Relating to Continuations	2	1,869	0.1%	0.5%	0.7%	0.9%
% of Patients satisfied with the dentistry they have received	1	1	N/A	87.7%	90.2%	93.2%
% of Patients satisfied with the time they had to wait for an appointment	1	1	N/A	85.7%	85.0%	88.3%

* This is based on patients treated on this contract for their most recent course of treatment. Figures in italics indicate the base number of FP17s or Patient Questionnaire responses are less than 100. N/A is shown where the base number of responses is less than 10 during the period. % is calculated as Quantity/Base number*100

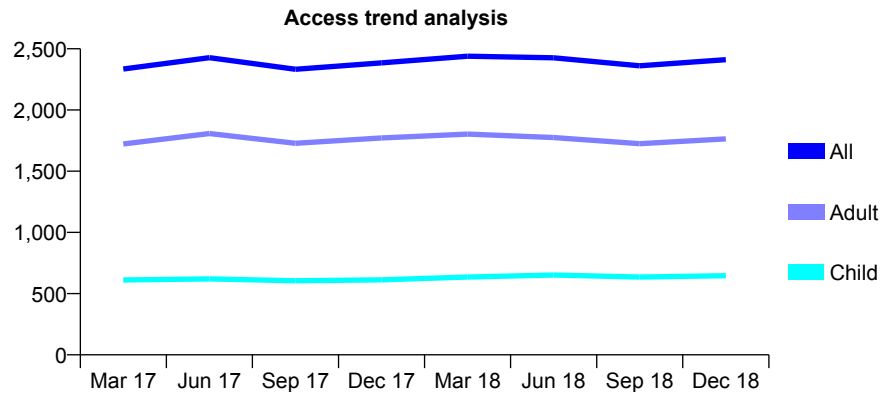
Q62 - Vital Signs At a Glance Contract Report for 187143/0001 - December 2018

Name or company name	Axfell Ltd T/A Bright Dental Practice
Contract type name	GDS Contract
Purpose of contract	General
Contract start date	01/01/2011
Contract end date	

18/19 Contracted general activity (UDA)	8,560
Carry forward general activity (UDA)	0
18/19 Contracted orthodontic activity (UOA)	0
Carry forward orthodontic activity (UOA)	0
Baseline contract value	£202,924.30

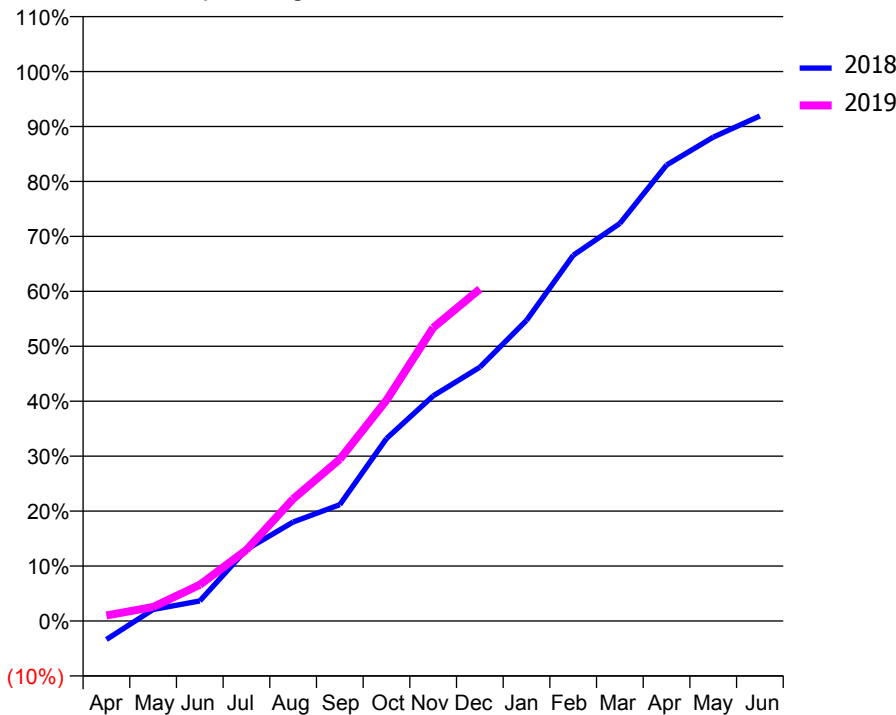
ACCESS*

Patients seen in 24 months	Total	Change since previous quarter
Quarter ending December 2017	2,385	
Quarter ending March 2018	2,439	↑
Quarter ending June 2018	2,427	→
Quarter ending September 2018	2,361	↓
Quarter ending December 2018	2,411	↑
Variance since December 2017	1.1%	→



ACTIVITY

Cumulative percentage of contracted UDA delivered 2018 & 2019



Month	Adjusted Scheduled Activity (UDA)	
	2018	2019
April	-289	85
May	180	219
June	313	564
July	1,115	1,109
August	1,542	1,902
September	1,812	2,520
October	2,843	3,440
November	3,506	4,568
December	3,955	5,171
January	4,684	
February	5,698	
March	6,194	
April	7,104	
May	7,537	
June	7,867	

QUALITY

	Quantity	Base Number	Contract	AT	Region	England
% of FP17s for the same patient ID Re-attending within 3 months - Children	28	674	4.2%	10.2%	11.8%	11.8%
% of FP17s for the same patient ID Re-attending within 3 months - Adults	151	1,579	9.6%	15.7%	16.7%	15.6%
% of FP17s for the same patient ID Re-attending between 3 & 9 months - Children	405	674	60.1%	48.3%	48.6%	58.8%
% of FP17s for the same patient ID Re-attending between 3 & 9 months - Adults	749	1,579	47.4%	38.5%	39.1%	51.0%
% of FP17s for Band 1 Urgent Courses	134	1,828	7.3%	11.0%	10.6%	9.0%
% of FP17s Relating to Free Repair or Replacements	14	1,828	0.8%	0.5%	0.5%	0.8%
% of FP17s Relating to Continuations	14	1,828	0.8%	0.5%	0.7%	0.9%
% of Patients satisfied with the dentistry they have received	2	2	N/A	87.7%	90.2%	93.2%
% of Patients satisfied with the time they had to wait for an appointment	2	2	N/A	85.7%	85.0%	88.3%

* This is based on patients treated on this contract for their most recent course of treatment. Figures in italics indicate the base number of FP17s or Patient Questionnaire responses are less than 100. N/A is shown where the base number of responses is less than 10 during the period. % is calculated as Quantity/Base number*100

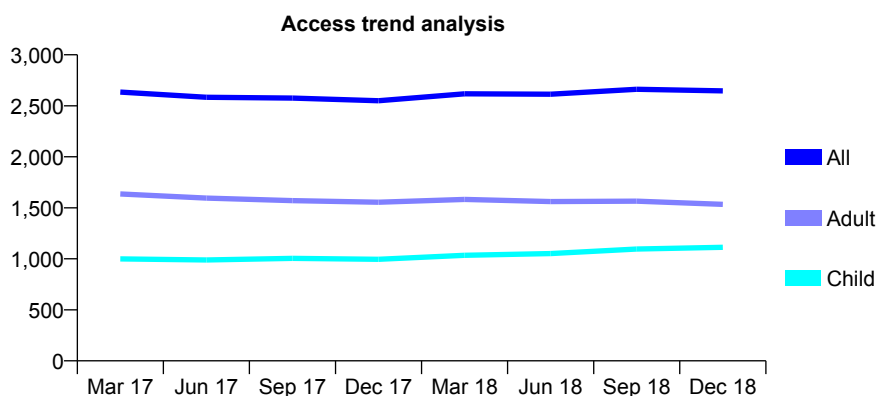
Q62 - Vital Signs At a Glance Contract Report for 189286/0001 - December 2018

Name or company name	MR M AL-JUBBAWY & MISS N JUBBAWY
Contract type name	GDS Contract
Purpose of contract	General
Contract start date	01/10/2012
Contract end date	

18/19 Contracted general activity (UDA)	8,503
Carry forward general activity (UDA)	-170
18/19 Contracted orthodontic activity (UOA)	0
Carry forward orthodontic activity (UOA)	0
Baseline contract value	£267,235.66

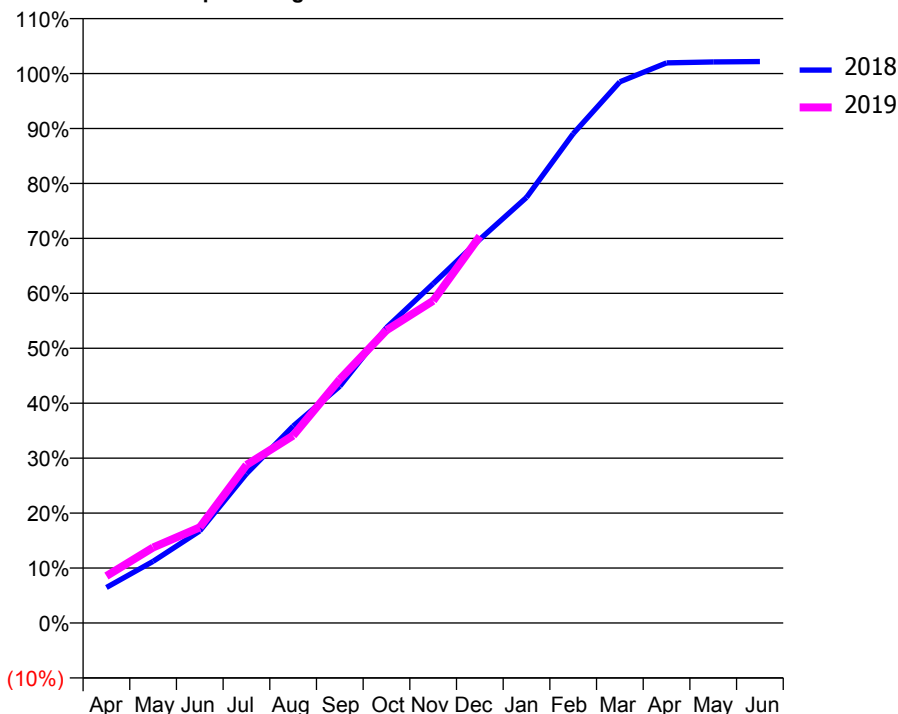
ACCESS*

Patients seen in 24 months	Total	Change since previous quarter
Quarter ending December 2017	2,550	
Quarter ending March 2018	2,618	↑
Quarter ending June 2018	2,614	→
Quarter ending September 2018	2,662	→
Quarter ending December 2018	2,647	→
Variance since December 2017	3.8%	↑



ACTIVITY

Cumulative percentage of contracted UDA delivered 2018 & 2019



Adjusted Scheduled Activity (UDA)		
Month	2018	2019
April	549	728
May	955	1,170
June	1,426	1,481
July	2,310	2,446
August	3,047	2,900
September	3,663	3,771
October	4,572	4,530
November	5,250	4,985
December	5,938	5,985
January	6,586	
February	7,573	
March	8,374	
April	8,667	
May	8,681	
June	8,687	

QUALITY

	Quantity	Base Number	Contract	AT	Region	England
% of FP17s for the same patient ID Re-attending within 3 months - Children	27	1,017	2.7%	10.2%	11.8%	11.8%
% of FP17s for the same patient ID Re-attending within 3 months - Adults	91	1,219	7.5%	15.7%	16.7%	15.6%
% of FP17s for the same patient ID Re-attending between 3 & 9 months - Children	414	1,017	40.7%	48.3%	48.6%	58.8%
% of FP17s for the same patient ID Re-attending between 3 & 9 months - Adults	487	1,219	40.0%	38.5%	39.1%	51.0%
% of FP17s for Band 1 Urgent Courses	106	2,106	5.0%	11.0%	10.6%	9.0%
% of FP17s Relating to Free Repair or Replacements	3	2,106	0.1%	0.5%	0.5%	0.8%
% of FP17s Relating to Continuations	1	2,106	0.0%	0.5%	0.7%	0.9%
% of Patients satisfied with the dentistry they have received	0	0	N/A	87.7%	90.2%	93.2%
% of Patients satisfied with the time they had to wait for an appointment	0	0	N/A	85.7%	85.0%	88.3%

* This is based on patients treated on this contract for their most recent course of treatment. Figures in italics indicate the base number of FP17s or Patient Questionnaire responses are less than 100. N/A is shown where the base number of responses is less than 10 during the period. % is calculated as Quantity/Base number*100

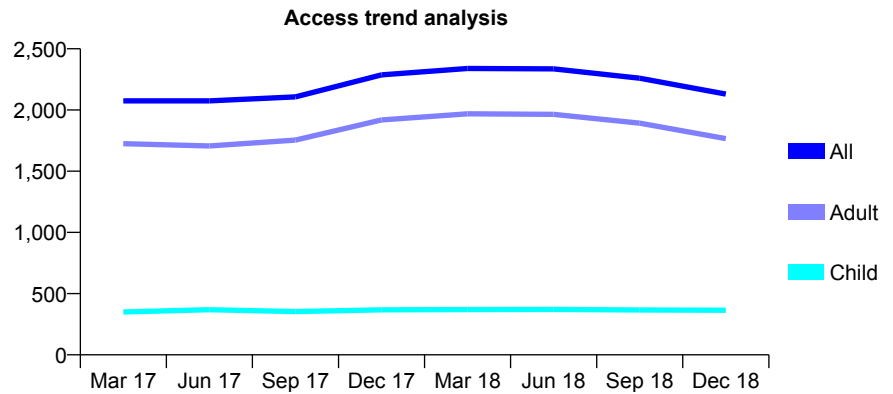
Q62 - Vital Signs At a Glance Contract Report for 189812/0001 - December 2018

Name or company name	MS M ZHAND
Contract type name	GDS Contract
Purpose of contract	General
Contract start date	01/08/2010
Contract end date	

18/19 Contracted general activity (UDA)	6,084
Carry forward general activity (UDA)	-122
18/19 Contracted orthodontic activity (UOA)	0
Carry forward orthodontic activity (UOA)	0
Baseline contract value	£214,730.67

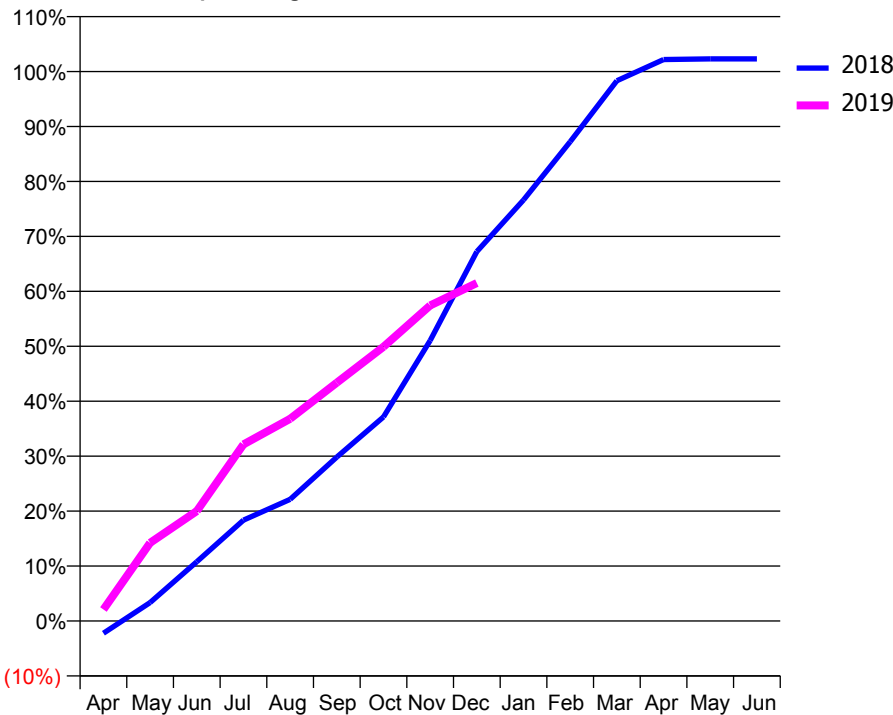
ACCESS*

Patients seen in 24 months	Total	Change since previous quarter
Quarter ending December 2017	2,287	
Quarter ending March 2018	2,339	↑
Quarter ending June 2018	2,336	→
Quarter ending September 2018	2,260	↓
Quarter ending December 2018	2,130	↓
Variance since December 2017	(6.9%)	↓



ACTIVITY

Cumulative percentage of contracted UDA delivered 2018 & 2019



Month	Adjusted Scheduled Activity (UDA)	
	2018	2019
April	-137	127
May	204	865
June	656	1,218
July	1,117	1,955
August	1,348	2,240
September	1,815	2,639
October	2,260	3,036
November	3,105	3,494
December	4,090	3,743
January	4,662	
February	5,308	
March	5,981	
April	6,217	
May	6,224	
June	6,224	

QUALITY

	Quantity	Base Number	Contract	AT	Region	England
% of FP17s for the same patient ID Re-attending within 3 months - Children	19	293	6.5%	10.2%	11.8%	11.8%
% of FP17s for the same patient ID Re-attending within 3 months - Adults	68	800	8.5%	15.7%	16.7%	15.6%
% of FP17s for the same patient ID Re-attending between 3 & 9 months - Children	167	293	57.0%	48.3%	48.6%	58.8%
% of FP17s for the same patient ID Re-attending between 3 & 9 months - Adults	253	800	31.6%	38.5%	39.1%	51.0%
% of FP17s for Band 1 Urgent Courses	89	1,001	8.9%	11.0%	10.6%	9.0%
% of FP17s Relating to Free Repair or Replacements	0	1,001	0.0%	0.5%	0.5%	0.8%
% of FP17s Relating to Continuations	2	1,001	0.2%	0.5%	0.7%	0.9%
% of Patients satisfied with the dentistry they have received	0	0	N/A	87.7%	90.2%	93.2%
% of Patients satisfied with the time they had to wait for an appointment	0	0	N/A	85.7%	85.0%	88.3%

* This is based on patients treated on this contract for their most recent course of treatment. Figures in italics indicate the base number of FP17s or Patient Questionnaire responses are less than 100. N/A is shown where the base number of responses is less than 10 during the period. % is calculated as Quantity/Base number*100

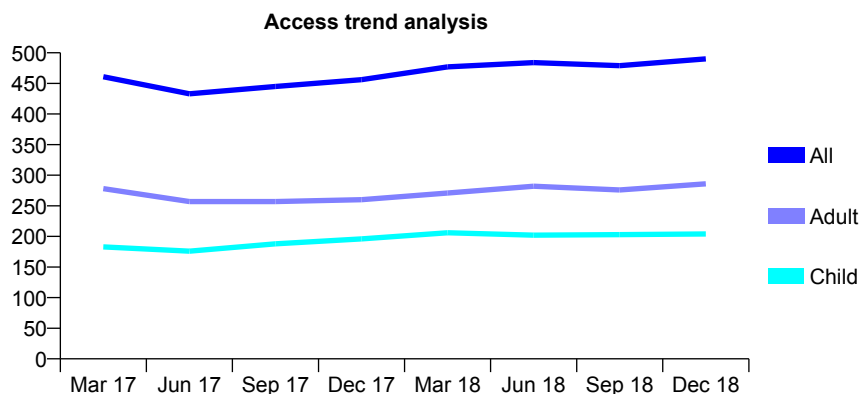
Q62 - Vital Signs At a Glance Contract Report for 190195/0003 - December 2018

Name or company name	Xeon Smiles UK Ltd
Contract type name	GDS Contract
Purpose of contract	General
Contract start date	01/04/2006
Contract end date	

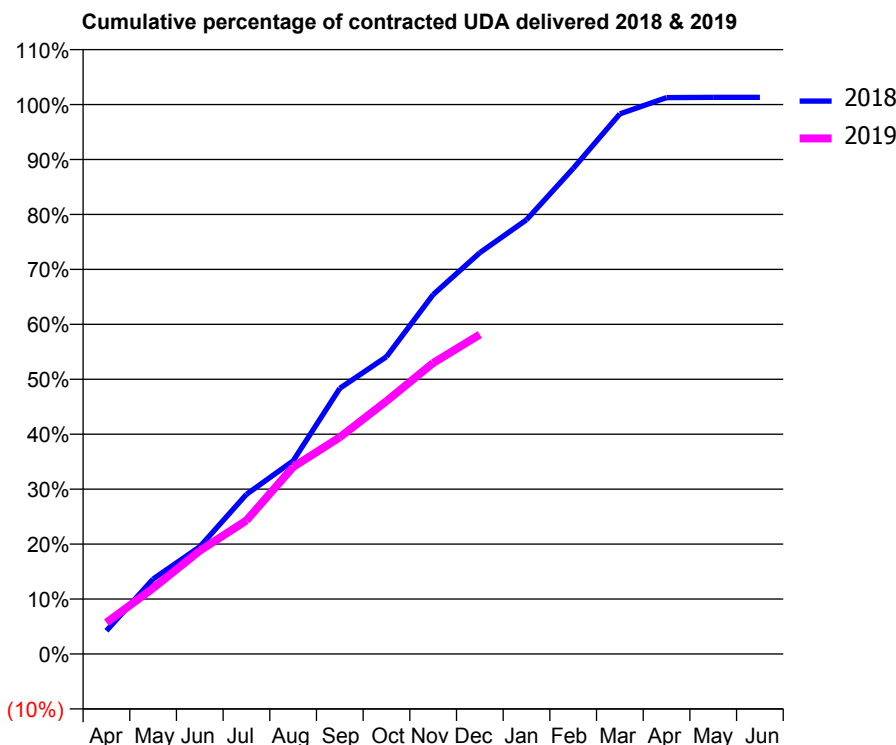
18/19 Contracted general activity (UDA)	2,685
Carry forward general activity (UDA)	-35
18/19 Contracted orthodontic activity (UOA)	0
Carry forward orthodontic activity (UOA)	0
Baseline contract value	£66,692.55

ACCESS*

Patients seen in 24 months	Total	Change since previous quarter
Quarter ending December 2017	456	
Quarter ending March 2018	477	↑
Quarter ending June 2018	484	→
Quarter ending September 2018	479	↓
Quarter ending December 2018	490	↑
Variance since December 2017	7.5%	↑



ACTIVITY



Month	Adjusted Scheduled Activity (UDA)	
	2018	2019
April	113	154
May	367	321
June	524	505
July	780	653
August	944	914
September	1,298	1,059
October	1,453	1,236
November	1,756	1,422
December	1,961	1,561
January	2,122	
February	2,373	
March	2,639	
April	2,719	
May	2,720	
June	2,720	

QUALITY

	Quantity	Base Number	Contract	AT	Region	England
% of FP17s for the same patient ID Re-attending within 3 months - Children	38	241	15.8%	10.2%	11.8%	11.8%
% of FP17s for the same patient ID Re-attending within 3 months - Adults	81	332	24.4%	15.7%	16.7%	15.6%
% of FP17s for the same patient ID Re-attending between 3 & 9 months - Children	146	241	60.6%	48.3%	48.6%	58.8%
% of FP17s for the same patient ID Re-attending between 3 & 9 months - Adults	174	332	52.4%	38.5%	39.1%	51.0%
% of FP17s for Band 1 Urgent Courses	32	539	5.9%	11.0%	10.6%	9.0%
% of FP17s Relating to Free Repair or Replacements	4	539	0.7%	0.5%	0.5%	0.8%
% of FP17s Relating to Continuations	1	539	0.2%	0.5%	0.7%	0.9%
% of Patients satisfied with the dentistry they have received	2	2	N/A	87.7%	90.2%	93.2%
% of Patients satisfied with the time they had to wait for an appointment	2	2	N/A	85.7%	85.0%	88.3%

* This is based on patients treated on this contract for their most recent course of treatment. Figures in italics indicate the base number of FP17s or Patient Questionnaire responses are less than 100. N/A is shown where the base number of responses is less than 10 during the period. % is calculated as Quantity/Base number*100

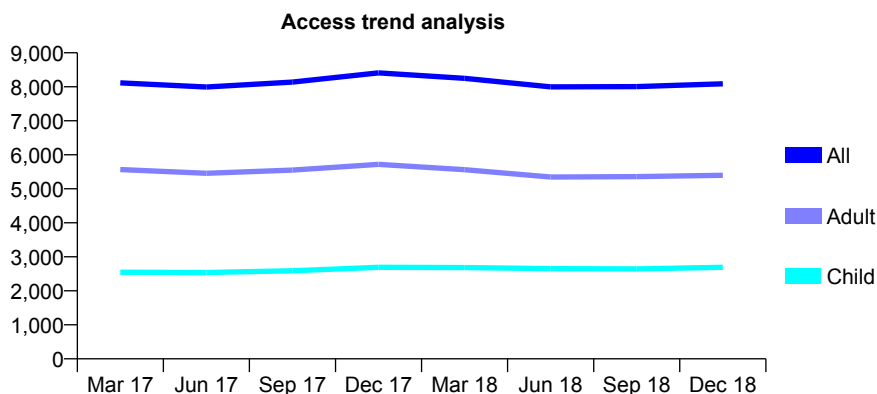
Q62 - Vital Signs At a Glance Contract Report for 191345/0001 - December 2018

Name or company name	Mr. AS Yousif and Mr. ZM Shamoon
Contract type name	GDS Contract
Purpose of contract	General
Contract start date	01/05/2013
Contract end date	

18/19 Contracted general activity (UDA)	22,048
Carry forward general activity (UDA)	-197
18/19 Contracted orthodontic activity (UOA)	0
Carry forward orthodontic activity (UOA)	0
Baseline contract value	£613,910.42

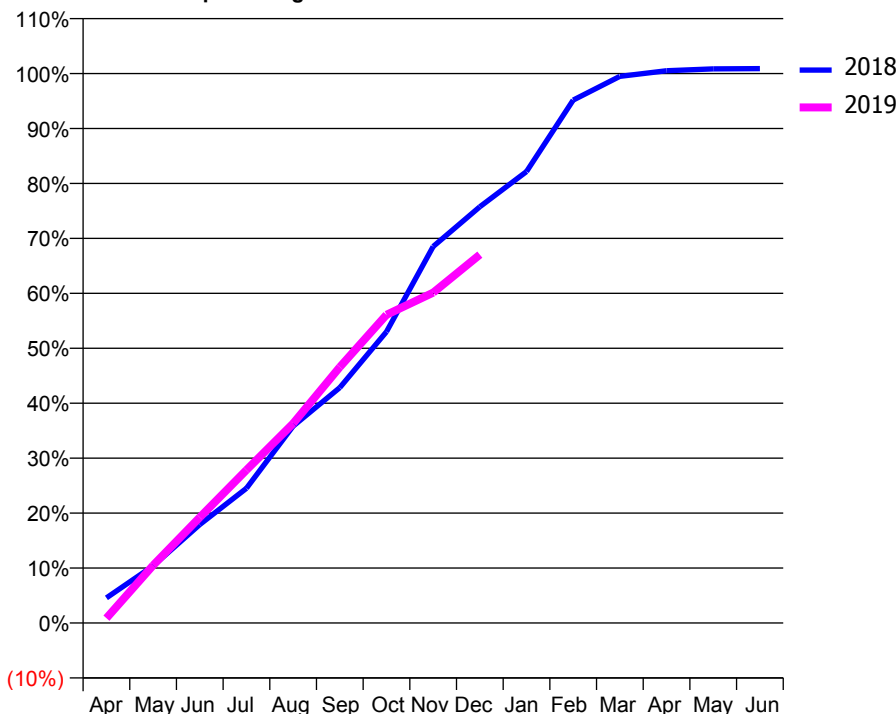
ACCESS*

Patients seen in 24 months	Total	Change since previous quarter
Quarter ending December 2017	8,411	
Quarter ending March 2018	8,250	↓
Quarter ending June 2018	7,997	↓
Quarter ending September 2018	8,006	→
Quarter ending December 2018	8,090	→
Variance since December 2017	(3.8%)	↓



ACTIVITY

Cumulative percentage of contracted UDA delivered 2018 & 2019



Month	Adjusted Scheduled Activity (UDA)	
	2018	2019
April	1,011	197
May	2,292	2,312
June	3,949	4,243
July	5,404	6,138
August	7,898	8,007
September	9,446	10,269
October	11,686	12,369
November	15,104	13,257
December	16,700	14,781
January	18,115	
February	20,980	
March	21,932	
April	22,158	
May	22,234	
June	22,245	

QUALITY

	Quantity	Base Number	Contract	AT	Region	England
% of FP17s for the same patient ID Re-attending within 3 months - Children	183	2,477	7.4%	10.2%	11.8%	11.8%
% of FP17s for the same patient ID Re-attending within 3 months - Adults	539	4,160	13.0%	15.7%	16.7%	15.6%
% of FP17s for the same patient ID Re-attending between 3 & 9 months - Children	1,089	2,477	44.0%	48.3%	48.6%	58.8%
% of FP17s for the same patient ID Re-attending between 3 & 9 months - Adults	1,323	4,160	31.8%	38.5%	39.1%	51.0%
% of FP17s for Band 1 Urgent Courses	648	6,210	10.4%	11.0%	10.6%	9.0%
% of FP17s Relating to Free Repair or Replacements	4	6,210	0.1%	0.5%	0.5%	0.8%
% of FP17s Relating to Continuations	7	6,210	0.1%	0.5%	0.7%	0.9%
% of Patients satisfied with the dentistry they have received	1	1	N/A	87.7%	90.2%	93.2%
% of Patients satisfied with the time they had to wait for an appointment	1	1	N/A	85.7%	85.0%	88.3%

* This is based on patients treated on this contract for their most recent course of treatment. Figures in italics indicate the base number of FP17s or Patient Questionnaire responses are less than 100. N/A is shown where the base number of responses is less than 10 during the period. % is calculated as Quantity/Base number*100

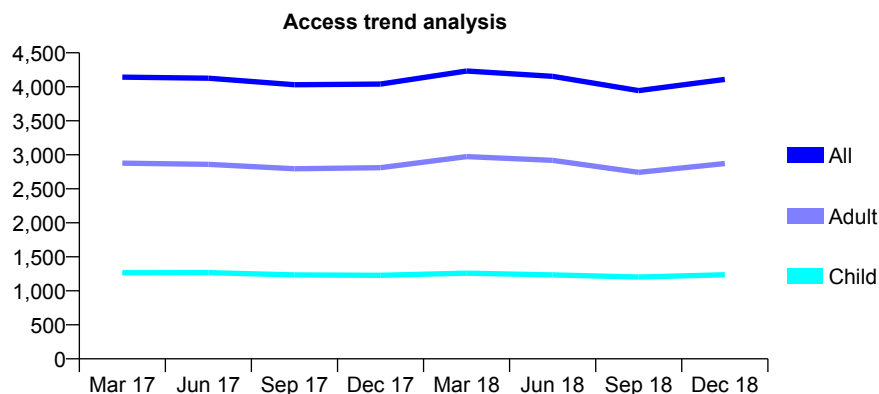
Q62 - Vital Signs At a Glance Contract Report for 191507/0001 - December 2018

Name or company name	Perfect Smile
Contract type name	GDS Contract
Purpose of contract	General
Contract start date	01/01/2012
Contract end date	

18/19 Contracted general activity (UDA)	9,616
Carry forward general activity (UDA)	382
18/19 Contracted orthodontic activity (UOA)	0
Carry forward orthodontic activity (UOA)	0
Baseline contract value	£258,114.44

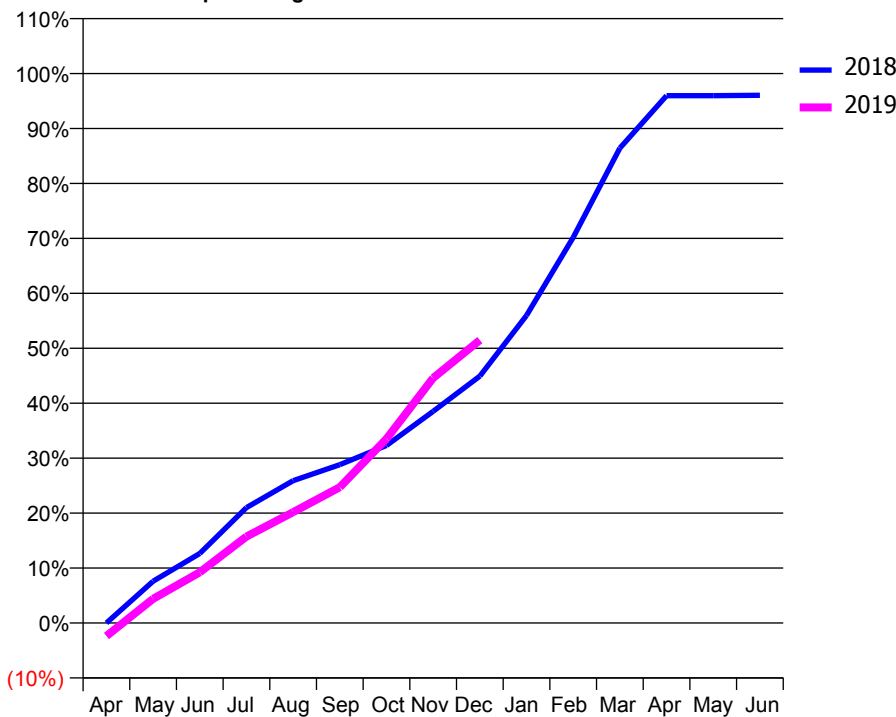
ACCESS*

Patients seen in 24 months	Total	Change since previous quarter
Quarter ending December 2017	4,040	
Quarter ending March 2018	4,233	↑
Quarter ending June 2018	4,153	↓
Quarter ending September 2018	3,945	↓
Quarter ending December 2018	4,108	↑
Variance since December 2017	1.7%	→



ACTIVITY

Cumulative percentage of contracted UDA delivered 2018 & 2019



Month	Adjusted Scheduled Activity (UDA)	
	2018	2019
April	1	-231
May	732	422
June	1,217	887
July	2,019	1,514
August	2,491	1,939
September	2,772	2,378
October	3,107	3,224
November	3,704	4,288
December	4,321	4,949
January	5,383	
February	6,748	
March	8,310	
April	9,229	
May	9,228	
June	9,234	

QUALITY

	Quantity	Base Number	Contract	AT	Region	England
% of FP17s for the same patient ID Re-attending within 3 months - Children	74	1,047	7.1%	10.2%	11.8%	11.8%
% of FP17s for the same patient ID Re-attending within 3 months - Adults	310	1,949	15.9%	15.7%	16.7%	15.6%
% of FP17s for the same patient ID Re-attending between 3 & 9 months - Children	540	1,047	51.6%	48.3%	48.6%	58.8%
% of FP17s for the same patient ID Re-attending between 3 & 9 months - Adults	607	1,949	31.1%	38.5%	39.1%	51.0%
% of FP17s for Band 1 Urgent Courses	408	2,685	15.2%	11.0%	10.6%	9.0%
% of FP17s Relating to Free Repair or Replacements	7	2,685	0.3%	0.5%	0.5%	0.8%
% of FP17s Relating to Continuations	31	2,685	1.2%	0.5%	0.7%	0.9%
% of Patients satisfied with the dentistry they have received	2	2	N/A	87.7%	90.2%	93.2%
% of Patients satisfied with the time they had to wait for an appointment	2	2	N/A	85.7%	85.0%	88.3%

* This is based on patients treated on this contract for their most recent course of treatment. Figures in italics indicate the base number of FP17s or Patient Questionnaire responses are less than 100. N/A is shown where the base number of responses is less than 10 during the period. % is calculated as Quantity/Base number*100

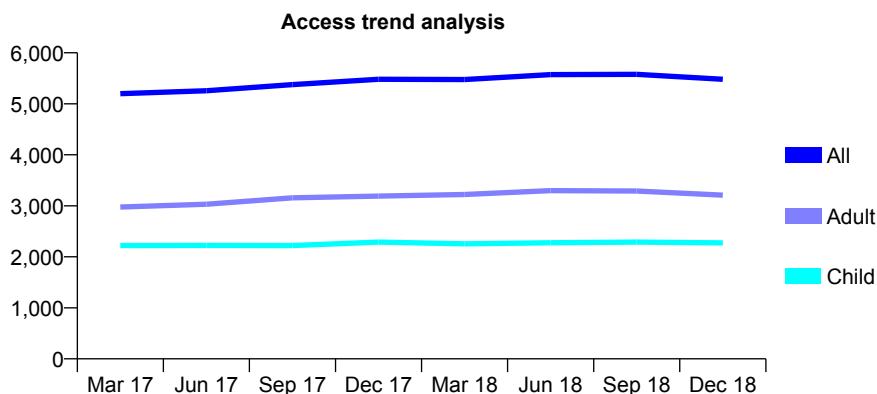
Q62 - Vital Signs At a Glance Contract Report for 193631/0001 - December 2018

Name or company name	Dr Natasha Luthra & Dr Trishna Dhot
Contract type name	GDS Contract
Purpose of contract	General
Contract start date	01/06/2013
Contract end date	

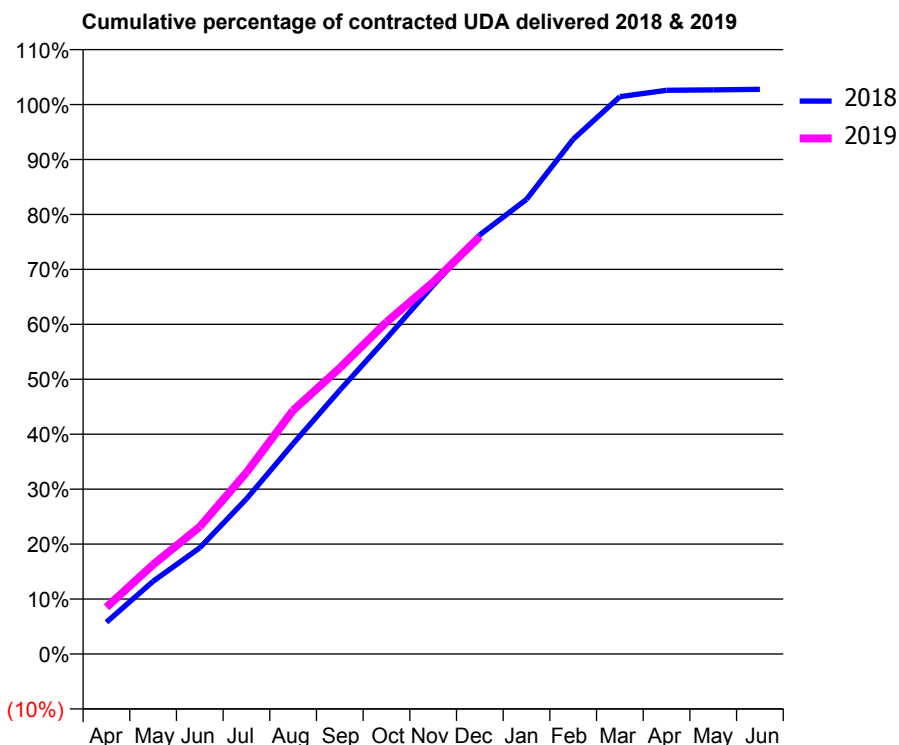
18/19 Contracted general activity (UDA)	12,297
Carry forward general activity (UDA)	-246
18/19 Contracted orthodontic activity (UOA)	0
Carry forward orthodontic activity (UOA)	0
Baseline contract value	£276,985.01

ACCESS*

Patients seen in 24 months	Total	Change since previous quarter
Quarter ending December 2017	5,480	
Quarter ending March 2018	5,475	→
Quarter ending June 2018	5,572	→
Quarter ending September 2018	5,578	→
Quarter ending December 2018	5,482	↓
Variance since December 2017	0.0%	→



ACTIVITY



Adjusted Scheduled Activity (UDA)		
Month	2018	2019
April	711	1,045
May	1,628	2,001
June	2,376	2,850
July	3,471	4,062
August	4,708	5,454
September	5,903	6,401
October	7,062	7,430
November	8,250	8,323
December	9,381	9,341
January	10,175	
February	11,520	
March	12,473	
April	12,616	
May	12,626	
June	12,636	

QUALITY

	Quantity	Base Number	Contract	AT	Region	England
% of FP17s for the same patient ID Re-attending within 3 months - Children	151	2,266	6.7%	10.2%	11.8%	11.8%
% of FP17s for the same patient ID Re-attending within 3 months - Adults	336	2,702	12.4%	15.7%	16.7%	15.6%
% of FP17s for the same patient ID Re-attending between 3 & 9 months - Children	1,238	2,266	54.6%	48.3%	48.6%	58.8%
% of FP17s for the same patient ID Re-attending between 3 & 9 months - Adults	1,220	2,702	45.2%	38.5%	39.1%	51.0%
% of FP17s for Band 1 Urgent Courses	335	4,900	6.8%	11.0%	10.6%	9.0%
% of FP17s Relating to Free Repair or Replacements	23	4,900	0.5%	0.5%	0.5%	0.8%
% of FP17s Relating to Continuations	7	4,900	0.1%	0.5%	0.7%	0.9%
% of Patients satisfied with the dentistry they have received	5	5	N/A	87.7%	90.2%	93.2%
% of Patients satisfied with the time they had to wait for an appointment	4	5	N/A	85.7%	85.0%	88.3%

* This is based on patients treated on this contract for their most recent course of treatment. Figures in italics indicate the base number of FP17s or Patient Questionnaire responses are less than 100. N/A is shown where the base number of responses is less than 10 during the period. % is calculated as Quantity/Base number*100

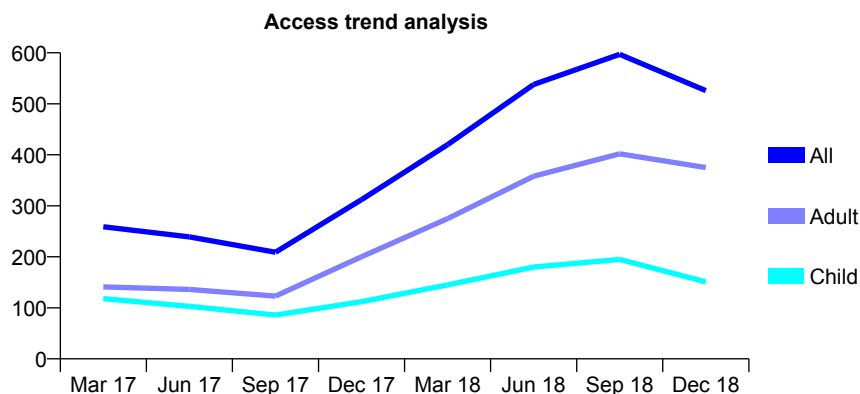
Q62 - Vital Signs At a Glance Contract Report for 194522/0001 - December 2018

Name or company name	Bhutta, Padayachee and associates
Contract type name	GDS Contract
Purpose of contract	General
Contract start date	01/04/2011
Contract end date	

18/19 Contracted general activity (UDA)	720
Carry forward general activity (UDA)	26
18/19 Contracted orthodontic activity (UOA)	0
Carry forward orthodontic activity (UOA)	0
Baseline contract value	£20,126.39

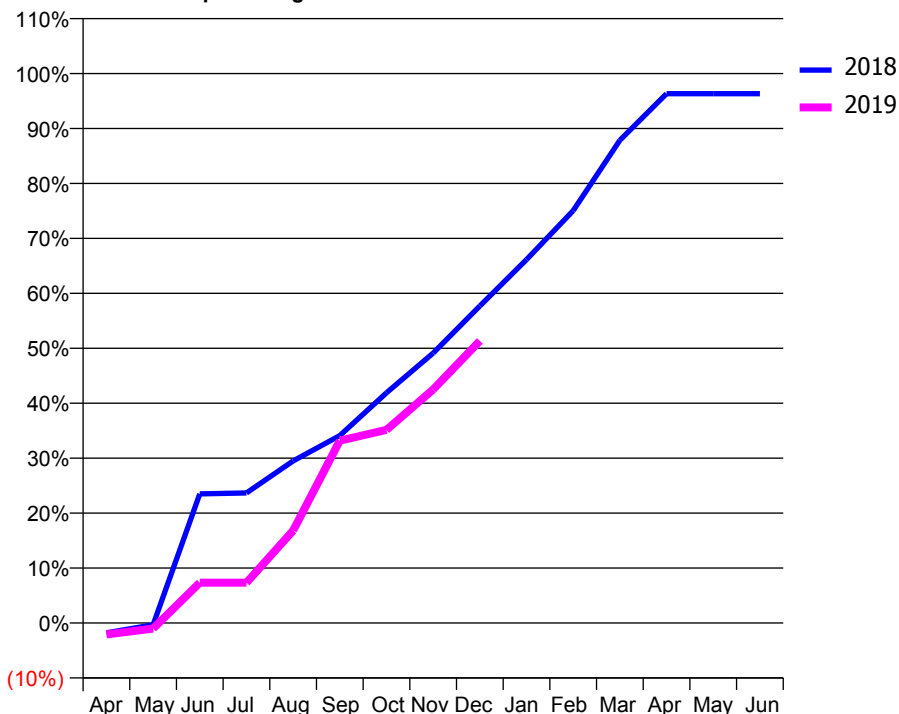
ACCESS*

Patients seen in 24 months	Total	Change since previous quarter
Quarter ending December 2017	312	
Quarter ending March 2018	420	↑
Quarter ending June 2018	538	↑
Quarter ending September 2018	597	↑
Quarter ending December 2018	526	↓
Variance since December 2017	68.6%	↑



ACTIVITY

Cumulative percentage of contracted UDA delivered 2018 & 2019



Month	Adjusted Scheduled Activity (UDA)	
	2018	2019
April	-13	-15
May	-3	-7
June	169	53
July	170	53
August	212	121
September	246	239
October	302	253
November	354	306
December	415	370
January	476	
February	540	
March	633	
April	694	
May	694	
June	694	

QUALITY

	Quantity	Base Number	Contract	AT	Region	England
% of FP17s for the same patient ID Re-attending within 3 months - Children	13	170	7.6%	10.2%	11.8%	11.8%
% of FP17s for the same patient ID Re-attending within 3 months - Adults	27	339	8.0%	15.7%	16.7%	15.6%
% of FP17s for the same patient ID Re-attending between 3 & 9 months - Children	31	170	18.2%	48.3%	48.6%	58.8%
% of FP17s for the same patient ID Re-attending between 3 & 9 months - Adults	32	339	9.4%	38.5%	39.1%	51.0%
% of FP17s for Band 1 Urgent Courses	23	141	16.3%	11.0%	10.6%	9.0%
% of FP17s Relating to Free Repair or Replacements	0	141	0.0%	0.5%	0.5%	0.8%
% of FP17s Relating to Continuations	1	141	0.7%	0.5%	0.7%	0.9%
% of Patients satisfied with the dentistry they have received	0	0	N/A	87.7%	90.2%	93.2%
% of Patients satisfied with the time they had to wait for an appointment	0	0	N/A	85.7%	85.0%	88.3%

* This is based on patients treated on this contract for their most recent course of treatment. Figures in italics indicate the base number of FP17s or Patient Questionnaire responses are less than 100. N/A is shown where the base number of responses is less than 10 during the period. % is calculated as Quantity/Base number*100

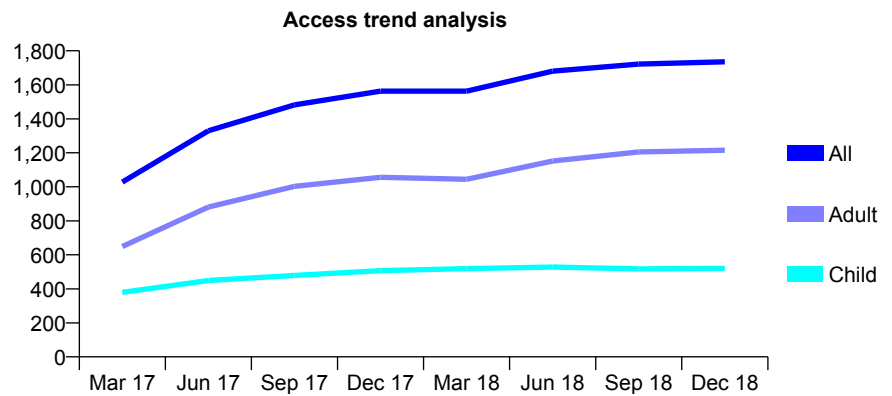
Q62 - Vital Signs At a Glance Contract Report for 198080/0001 - December 2018

Name or company name	Smile For Life
Contract type name	GDS Contract
Purpose of contract	General
Contract start date	01/11/2015
Contract end date	

18/19 Contracted general activity (UDA)	8,136
Carry forward general activity (UDA)	0
18/19 Contracted orthodontic activity (UOA)	0
Carry forward orthodontic activity (UOA)	0
Baseline contract value	£291,409.33

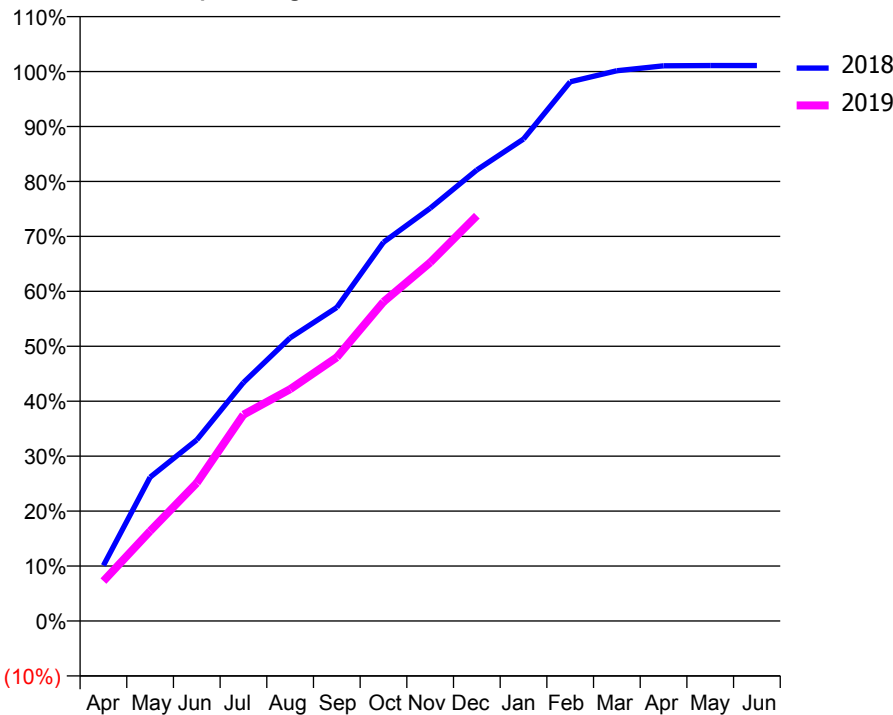
ACCESS*

Patients seen in 24 months	Total	Change since previous quarter
Quarter ending December 2017	1,563	
Quarter ending March 2018	1,563	→
Quarter ending June 2018	1,680	↑
Quarter ending September 2018	1,722	↑
Quarter ending December 2018	1,735	→
Variance since December 2017	11.0%	↑



ACTIVITY

Cumulative percentage of contracted UDA delivered 2018 & 2019



Month	Adjusted Scheduled Activity (UDA)	
	2018	2019
April	822	592
May	2,129	1,331
June	2,682	2,045
July	3,531	3,056
August	4,193	3,432
September	4,642	3,904
October	5,608	4,726
November	6,111	5,308
December	6,678	6,000
January	7,136	
February	7,983	
March	8,146	
April	8,219	
May	8,223	
June	8,223	

QUALITY

	Quantity	Base Number	Contract	AT	Region	England
% of FP17s for the same patient ID Re-attending within 3 months - Children	48	554	8.7%	10.2%	11.8%	11.8%
% of FP17s for the same patient ID Re-attending within 3 months - Adults	94	1,140	8.2%	15.7%	16.7%	15.6%
% of FP17s for the same patient ID Re-attending between 3 & 9 months - Children	295	554	53.2%	48.3%	48.6%	58.8%
% of FP17s for the same patient ID Re-attending between 3 & 9 months - Adults	529	1,140	46.4%	38.5%	39.1%	51.0%
% of FP17s for Band 1 Urgent Courses	25	1,629	1.5%	11.0%	10.6%	9.0%
% of FP17s Relating to Free Repair or Replacements	4	1,629	0.2%	0.5%	0.5%	0.8%
% of FP17s Relating to Continuations	13	1,629	0.8%	0.5%	0.7%	0.9%
% of Patients satisfied with the dentistry they have received	1	1	N/A	87.7%	90.2%	93.2%
% of Patients satisfied with the time they had to wait for an appointment	1	1	N/A	85.7%	85.0%	88.3%

* This is based on patients treated on this contract for their most recent course of treatment. Figures in italics indicate the base number of FP17s or Patient Questionnaire responses are less than 100. N/A is shown where the base number of responses is less than 10 during the period. % is calculated as Quantity/Base number*100

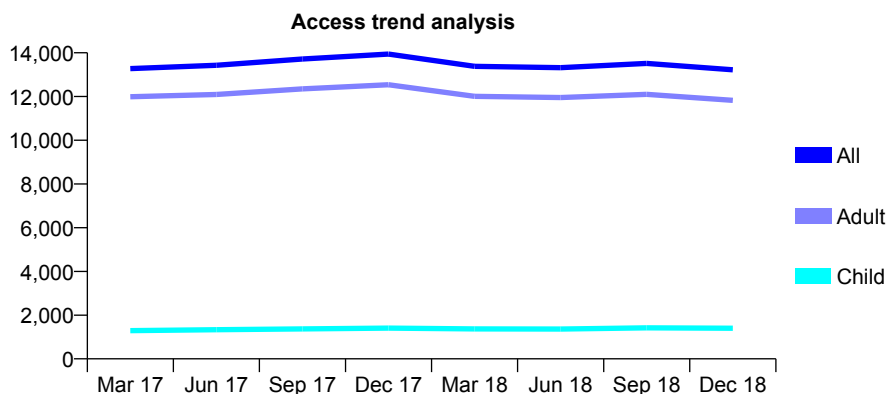
Q62 - Vital Signs At a Glance Contract Report for 199303/0001 - December 2018

Name or company name	Mrs R Szasz & Miss E Szasz
Contract type name	GDS Contract
Purpose of contract	General
Contract start date	01/07/2012
Contract end date	

18/19 Contracted general activity (UDA)	32,422
Carry forward general activity (UDA)	-98
18/19 Contracted orthodontic activity (UOA)	0
Carry forward orthodontic activity (UOA)	0
Baseline contract value	£1,164,107.20

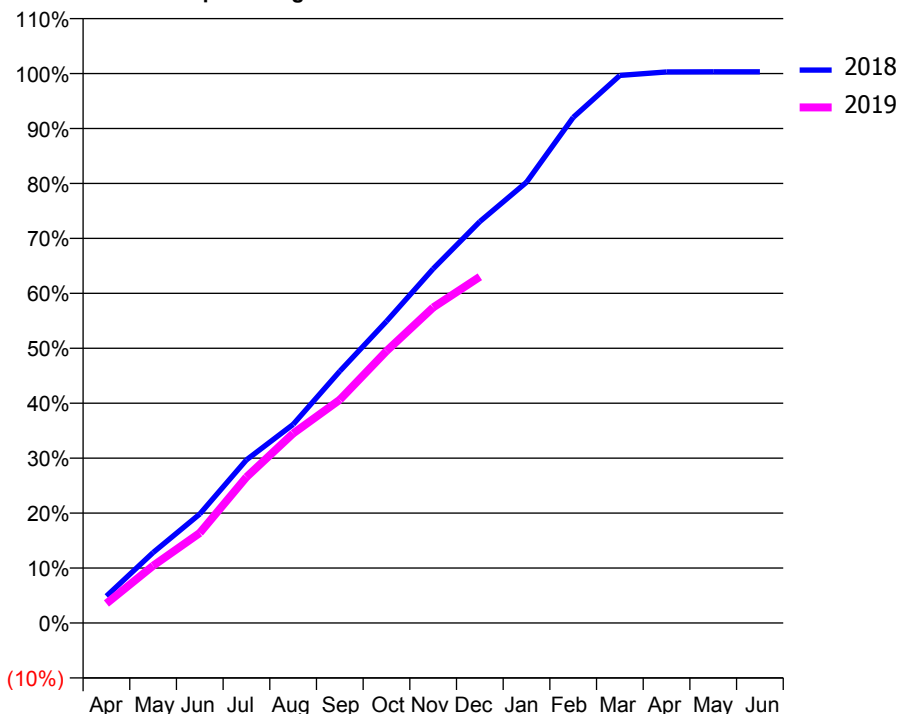
ACCESS*

Patients seen in 24 months	Total	Change since previous quarter
Quarter ending December 2017	13,944	
Quarter ending March 2018	13,378	↓
Quarter ending June 2018	13,321	→
Quarter ending September 2018	13,518	→
Quarter ending December 2018	13,220	↓
Variance since December 2017	(5.2%)	↓



ACTIVITY

Cumulative percentage of contracted UDA delivered 2018 & 2019



Month	Adjusted Scheduled Activity (UDA)	
	2018	2019
April	1,589	1,154
May	4,158	3,378
June	6,428	5,311
July	9,629	8,615
August	11,718	11,188
September	14,860	13,177
October	17,798	16,048
November	20,900	18,621
December	23,685	20,429
January	26,010	
February	29,828	
March	32,305	
April	32,516	
May	32,520	
June	32,520	

QUALITY

	Quantity	Base Number	Contract	AT	Region	England
% of FP17s for the same patient ID Re-attending within 3 months - Children	62	933	6.6%	10.2%	11.8%	11.8%
% of FP17s for the same patient ID Re-attending within 3 months - Adults	1,337	7,914	16.9%	15.7%	16.7%	15.6%
% of FP17s for the same patient ID Re-attending between 3 & 9 months - Children	230	933	24.7%	48.3%	48.6%	58.8%
% of FP17s for the same patient ID Re-attending between 3 & 9 months - Adults	1,706	7,914	21.6%	38.5%	39.1%	51.0%
% of FP17s for Band 1 Urgent Courses	1,698	8,254	20.6%	11.0%	10.6%	9.0%
% of FP17s Relating to Free Repair or Replacements	97	8,254	1.2%	0.5%	0.5%	0.8%
% of FP17s Relating to Continuations	73	8,254	0.9%	0.5%	0.7%	0.9%
% of Patients satisfied with the dentistry they have received	3	4	N/A	87.7%	90.2%	93.2%
% of Patients satisfied with the time they had to wait for an appointment	3	4	N/A	85.7%	85.0%	88.3%

* This is based on patients treated on this contract for their most recent course of treatment. Figures in italics indicate the base number of FP17s or Patient Questionnaire responses are less than 100. N/A is shown where the base number of responses is less than 10 during the period. % is calculated as Quantity/Base number*100

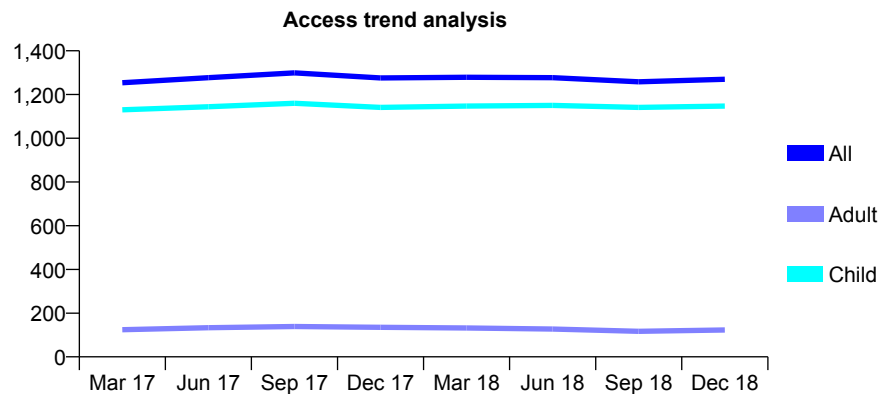
Q62 - Vital Signs At a Glance Contract Report for 199680/0001 - December 2018

Name or company name	KINGSEND DENTAL HEALTH CENTRE
Contract type name	GDS Contract
Purpose of contract	General
Contract start date	13/02/2008
Contract end date	

18/19 Contracted general activity (UDA)	2,800
Carry forward general activity (UDA)	0
18/19 Contracted orthodontic activity (UOA)	0
Carry forward orthodontic activity (UOA)	0
Baseline contract value	£60,149.97

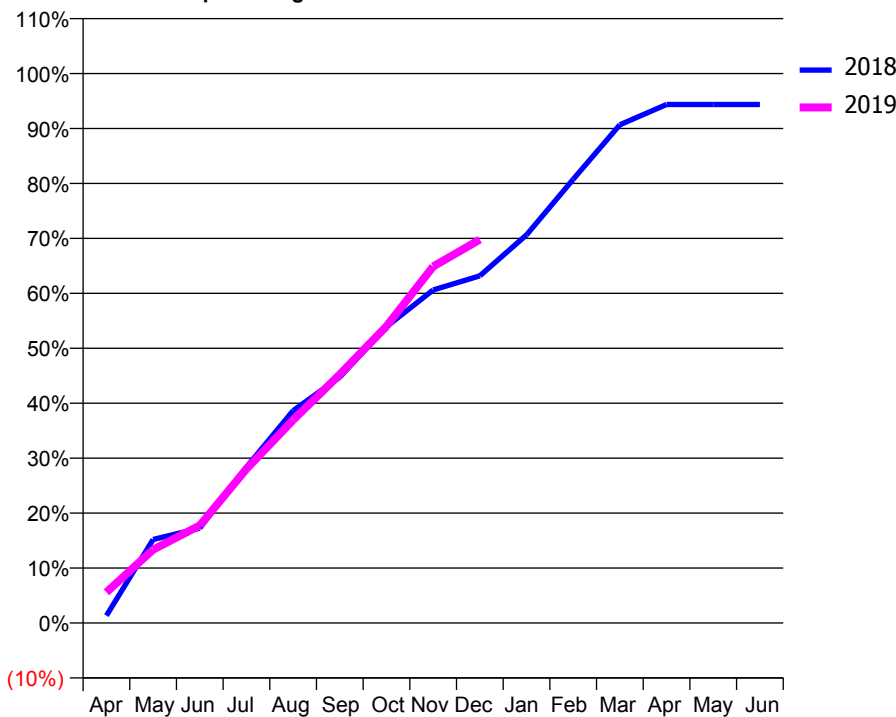
ACCESS*

Patients seen in 24 months	Total	Change since previous quarter
Quarter ending December 2017	1,276	
Quarter ending March 2018	1,279	→
Quarter ending June 2018	1,277	→
Quarter ending September 2018	1,258	↓
Quarter ending December 2018	1,270	→
Variance since December 2017	(0.5%)	→



ACTIVITY

Cumulative percentage of contracted UDA delivered 2018 & 2019



Month	Adjusted Scheduled Activity (UDA)	
	2018	2019
April	38	157
May	426	374
June	483	497
July	794	785
August	1,082	1,034
September	1,254	1,267
October	1,510	1,512
November	1,697	1,817
December	1,769	1,954
January	1,978	
February	2,261	
March	2,539	
April	2,642	
May	2,642	
June	2,642	

QUALITY

	Quantity	Base Number	Contract	AT	Region	England
% of FP17s for the same patient ID Re-attending within 3 months - Children	122	1,236	9.9%	10.2%	11.8%	11.8%
% of FP17s for the same patient ID Re-attending within 3 months - Adults	2	35	5.7%	15.7%	16.7%	15.6%
% of FP17s for the same patient ID Re-attending between 3 & 9 months - Children	639	1,236	51.7%	48.3%	48.6%	58.8%
% of FP17s for the same patient ID Re-attending between 3 & 9 months - Adults	19	35	54.3%	38.5%	39.1%	51.0%
% of FP17s for Band 1 Urgent Courses	45	1,213	3.7%	11.0%	10.6%	9.0%
% of FP17s Relating to Free Repair or Replacements	1	1,213	0.1%	0.5%	0.5%	0.8%
% of FP17s Relating to Continuations	8	1,213	0.7%	0.5%	0.7%	0.9%
% of Patients satisfied with the dentistry they have received	1	1	N/A	87.7%	90.2%	93.2%
% of Patients satisfied with the time they had to wait for an appointment	1	1	N/A	85.7%	85.0%	88.3%

* This is based on patients treated on this contract for their most recent course of treatment. Figures in italics indicate the base number of FP17s or Patient Questionnaire responses are less than 100. N/A is shown where the base number of responses is less than 10 during the period. % is calculated as Quantity/Base number*100

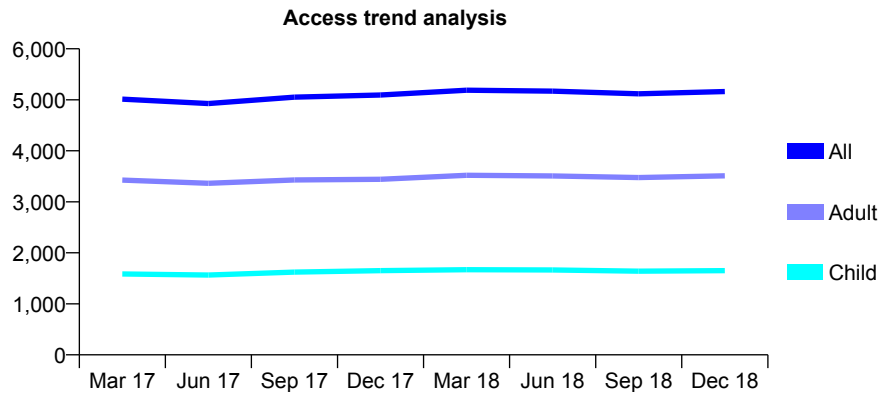
Q62 - Vital Signs At a Glance Contract Report for 202231/0002 - December 2018

Name or company name	VND Partnership
Contract type name	GDS Contract
Purpose of contract	General
Contract start date	01/05/2010
Contract end date	

18/19 Contracted general activity (UDA)	12,995
Carry forward general activity (UDA)	361
18/19 Contracted orthodontic activity (UOA)	0
Carry forward orthodontic activity (UOA)	0
Baseline contract value	£390,639.50

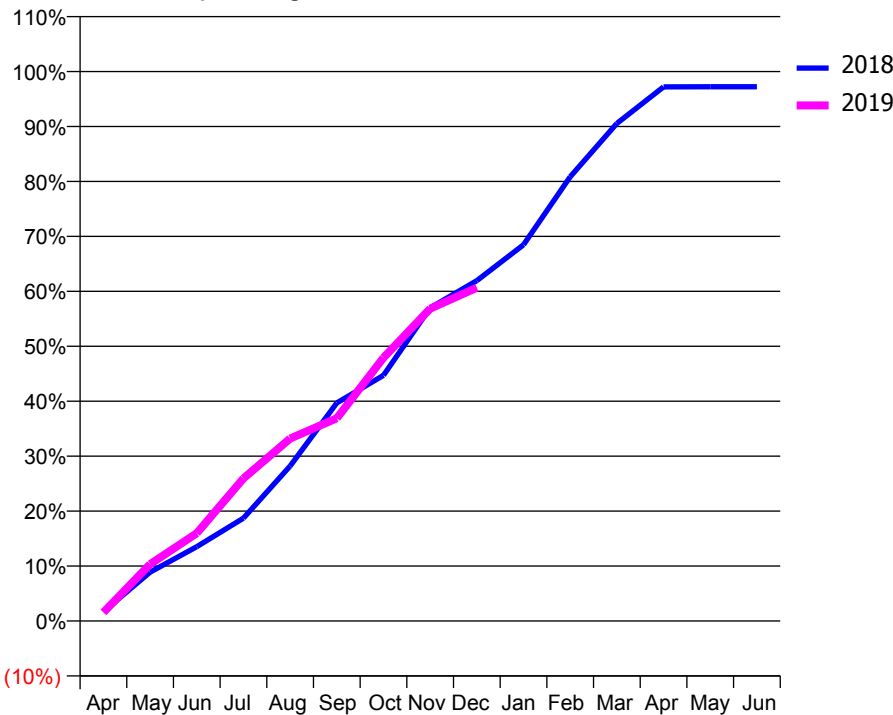
ACCESS*

Patients seen in 24 months	Total	Change since previous quarter
Quarter ending December 2017	5,095	
Quarter ending March 2018	5,188	→
Quarter ending June 2018	5,171	→
Quarter ending September 2018	5,117	↓
Quarter ending December 2018	5,161	→
Variance since December 2017	1.3%	→



ACTIVITY

Cumulative percentage of contracted UDA delivered 2018 & 2019



Month	Adjusted Scheduled Activity (UDA)	
	2018	2019
April	223	203
May	1,156	1,345
June	1,760	2,076
July	2,434	3,373
August	3,667	4,315
September	5,157	4,795
October	5,811	6,225
November	7,406	7,387
December	8,050	7,881
January	8,897	
February	10,505	
March	11,767	
April	12,632	
May	12,634	
June	12,634	

QUALITY

	Quantity	Base Number	Contract	AT	Region	England
% of FP17s for the same patient ID Re-attending within 3 months - Children	114	1,456	7.8%	10.2%	11.8%	11.8%
% of FP17s for the same patient ID Re-attending within 3 months - Adults	328	2,542	12.9%	15.7%	16.7%	15.6%
% of FP17s for the same patient ID Re-attending between 3 & 9 months - Children	672	1,456	46.2%	48.3%	48.6%	58.8%
% of FP17s for the same patient ID Re-attending between 3 & 9 months - Adults	937	2,542	36.9%	38.5%	39.1%	51.0%
% of FP17s for Band 1 Urgent Courses	280	3,350	8.4%	11.0%	10.6%	9.0%
% of FP17s Relating to Free Repair or Replacements	7	3,350	0.2%	0.5%	0.5%	0.8%
% of FP17s Relating to Continuations	15	3,350	0.4%	0.5%	0.7%	0.9%
% of Patients satisfied with the dentistry they have received	5	6	N/A	87.7%	90.2%	93.2%
% of Patients satisfied with the time they had to wait for an appointment	6	6	N/A	85.7%	85.0%	88.3%

* This is based on patients treated on this contract for their most recent course of treatment. Figures in italics indicate the base number of FP17s or Patient Questionnaire responses are less than 100. N/A is shown where the base number of responses is less than 10 during the period. % is calculated as Quantity/Base number*100

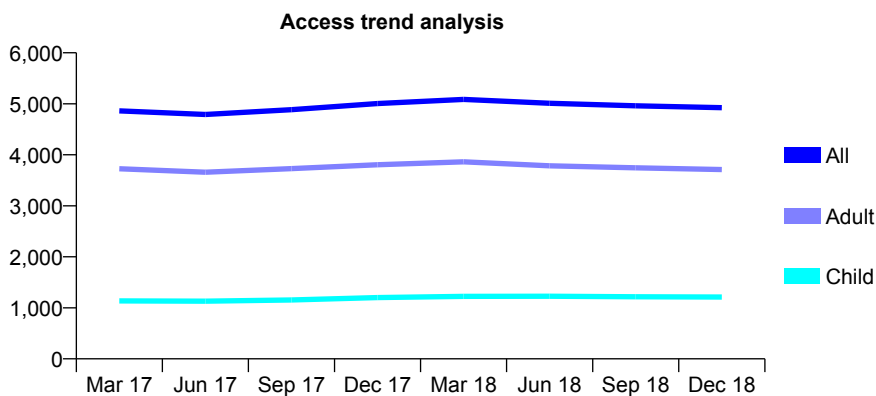
Q62 - Vital Signs At a Glance Contract Report for 203297/0001 - December 2018

Name or company name	Darch & Hutcheson
Contract type name	GDS Contract
Purpose of contract	General
Contract start date	01/04/2006
Contract end date	

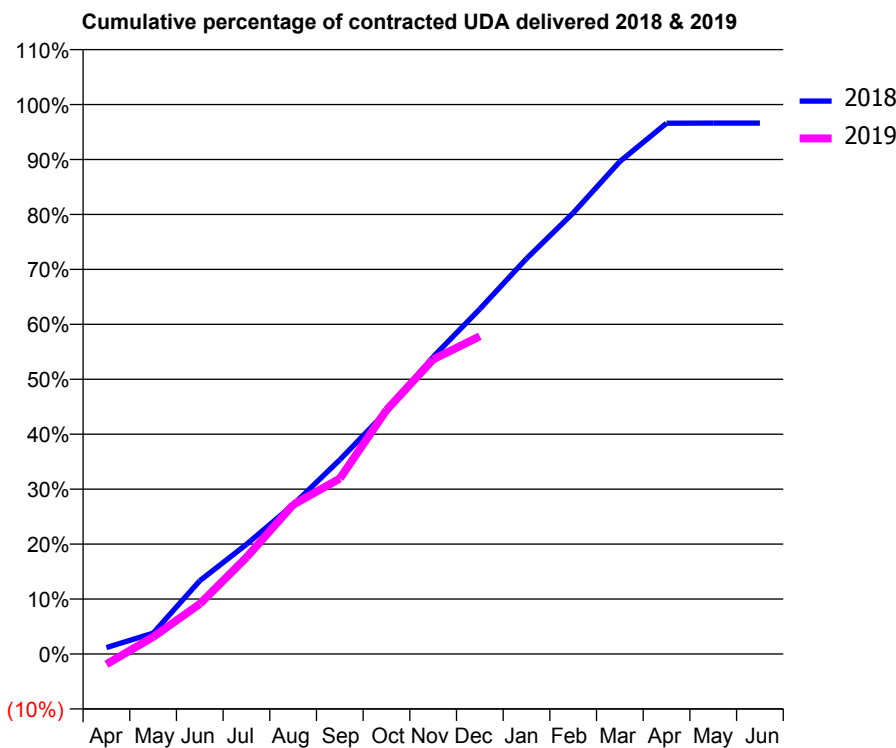
18/19 Contracted general activity (UDA)	14,714
Carry forward general activity (UDA)	497
18/19 Contracted orthodontic activity (UOA)	0
Carry forward orthodontic activity (UOA)	0
Baseline contract value	£375,574.92

ACCESS*

Patients seen in 24 months	Total	Change since previous quarter
Quarter ending December 2017	5,004	
Quarter ending March 2018	5,087	→
Quarter ending June 2018	5,011	↓
Quarter ending September 2018	4,960	↓
Quarter ending December 2018	4,925	→
Variance since December 2017	(1.6%)	↓



ACTIVITY



Month	Adjusted Scheduled Activity (UDA)	
	2018	2019
April	172	-277
May	559	455
June	1,963	1,340
July	2,937	2,585
August	3,997	3,997
September	5,202	4,697
October	6,495	6,534
November	7,959	7,890
December	9,240	8,506
January	10,588	
February	11,811	
March	13,187	
April	14,214	
May	14,216	
June	14,217	

QUALITY

	Quantity	Base Number	Contract	AT	Region	England
% of FP17s for the same patient ID Re-attending within 3 months - Children	64	1,095	5.8%	10.2%	11.8%	11.8%
% of FP17s for the same patient ID Re-attending within 3 months - Adults	460	2,841	16.2%	15.7%	16.7%	15.6%
% of FP17s for the same patient ID Re-attending between 3 & 9 months - Children	519	1,095	47.4%	48.3%	48.6%	58.8%
% of FP17s for the same patient ID Re-attending between 3 & 9 months - Adults	1,030	2,841	36.3%	38.5%	39.1%	51.0%
% of FP17s for Band 1 Urgent Courses	532	3,607	14.7%	11.0%	10.6%	9.0%
% of FP17s Relating to Free Repair or Replacements	30	3,607	0.8%	0.5%	0.5%	0.8%
% of FP17s Relating to Continuations	30	3,607	0.8%	0.5%	0.7%	0.9%
% of Patients satisfied with the dentistry they have received	5	5	N/A	87.7%	90.2%	93.2%
% of Patients satisfied with the time they had to wait for an appointment	3	5	N/A	85.7%	85.0%	88.3%

* This is based on patients treated on this contract for their most recent course of treatment. Figures in italics indicate the base number of FP17s or Patient Questionnaire responses are less than 100. N/A is shown where the base number of responses is less than 10 during the period. % is calculated as Quantity/Base number*100

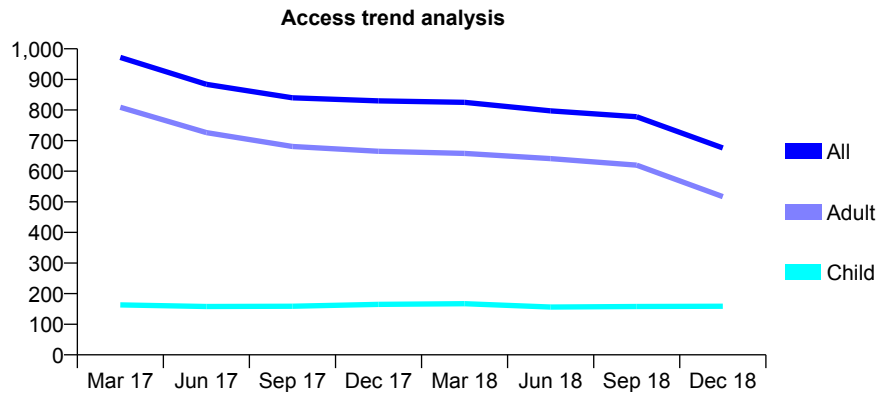
Q62 - Vital Signs At a Glance Contract Report for 204889/0002 - December 2018

Name or company name	MR GN RASHID
Contract type name	GDS Contract
Purpose of contract	General
Contract start date	02/11/2014
Contract end date	

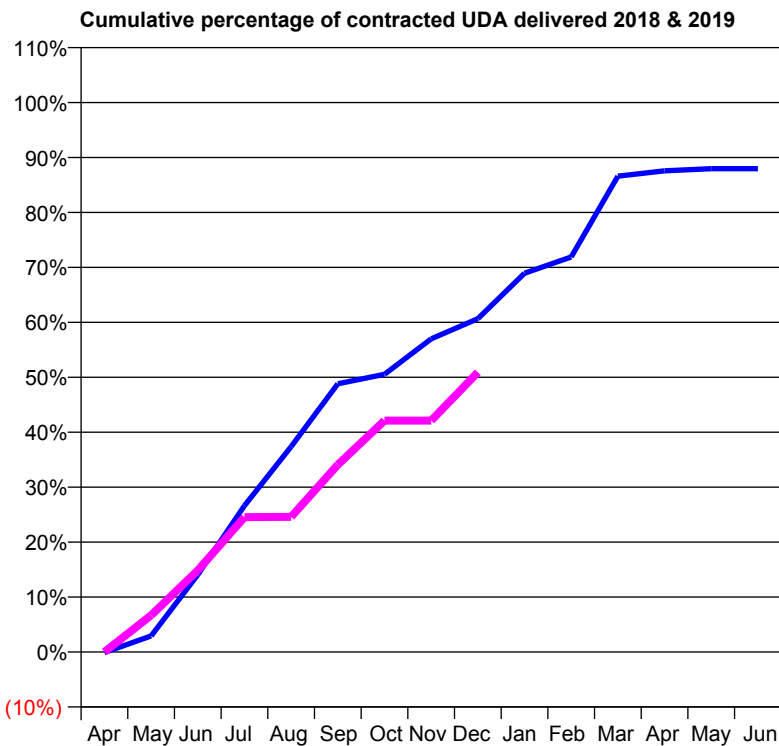
18/19 Contracted general activity (UDA)	2,590
Carry forward general activity (UDA)	0
18/19 Contracted orthodontic activity (UOA)	0
Carry forward orthodontic activity (UOA)	0
Baseline contract value	£83,923.02

ACCESS*

Patients seen in 24 months	Total	Change since previous quarter
Quarter ending December 2017	830	
Quarter ending March 2018	825	→
Quarter ending June 2018	797	↓
Quarter ending September 2018	778	↓
Quarter ending December 2018	676	↓
Variance since December 2017	(18.6%)	↓



ACTIVITY



Month	Adjusted Scheduled Activity (UDA)	
	2018	2019
April	-3	0
May	76	173
June	364	385
July	690	636
August	968	637
September	1,264	883
October	1,309	1,091
November	1,476	1,091
December	1,571	1,318
January	1,785	
February	1,862	
March	2,243	
April	2,268	
May	2,278	
June	2,278	

QUALITY

	Quantity	Base Number	Contract	AT	Region	England
% of FP17s for the same patient ID Re-attending within 3 months - Children	1	106	0.9%	10.2%	11.8%	11.8%
% of FP17s for the same patient ID Re-attending within 3 months - Adults	19	318	6.0%	15.7%	16.7%	15.6%
% of FP17s for the same patient ID Re-attending between 3 & 9 months - Children	27	106	25.5%	48.3%	48.6%	58.8%
% of FP17s for the same patient ID Re-attending between 3 & 9 months - Adults	108	318	34.0%	38.5%	39.1%	51.0%
% of FP17s for Band 1 Urgent Courses	0	414	0.0%	11.0%	10.6%	9.0%
% of FP17s Relating to Free Repair or Replacements	0	414	0.0%	0.5%	0.5%	0.8%
% of FP17s Relating to Continuations	0	414	0.0%	0.5%	0.7%	0.9%
% of Patients satisfied with the dentistry they have received	0	0	N/A	87.7%	90.2%	93.2%
% of Patients satisfied with the time they had to wait for an appointment	0	0	N/A	85.7%	85.0%	88.3%

* This is based on patients treated on this contract for their most recent course of treatment. Figures in italics indicate the base number of FP17s or Patient Questionnaire responses are less than 100. N/A is shown where the base number of responses is less than 10 during the period. % is calculated as Quantity/Base number*100

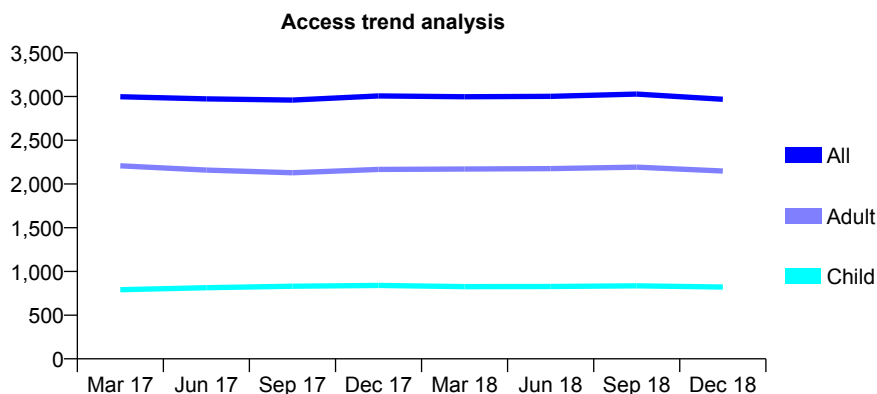
Q62 - Vital Signs At a Glance Contract Report for 208531/0004 - December 2018

Name or company name	MS MA SHEPHERD
Contract type name	GDS Contract
Purpose of contract	General
Contract start date	01/02/2010
Contract end date	

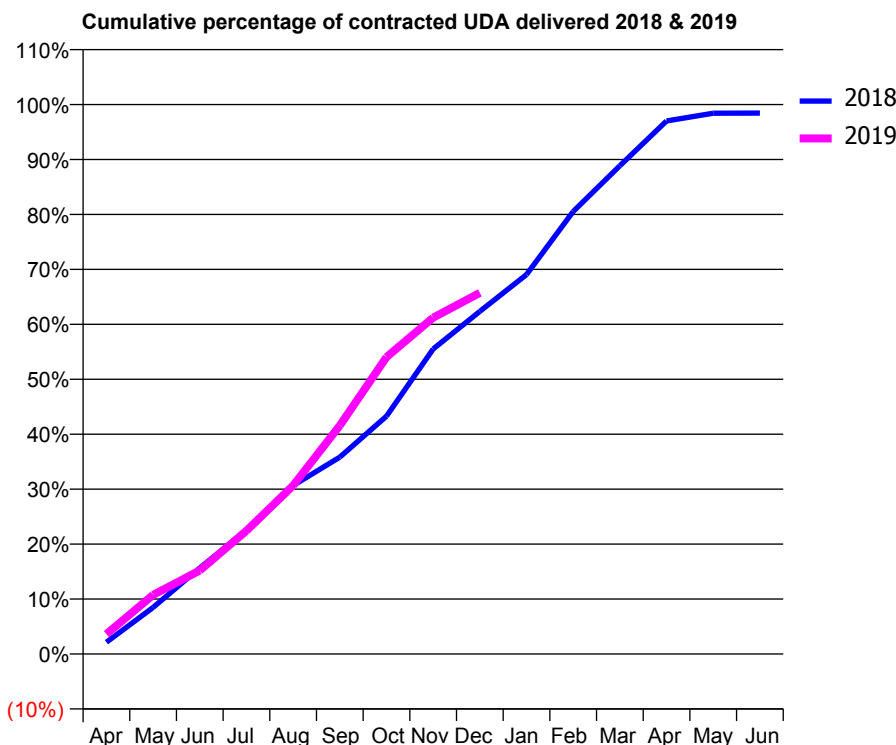
18/19 Contracted general activity (UDA)	7,015
Carry forward general activity (UDA)	109
18/19 Contracted orthodontic activity (UOA)	0
Carry forward orthodontic activity (UOA)	0
Baseline contract value	£174,945.02

ACCESS*

Patients seen in 24 months	Total	Change since previous quarter
Quarter ending December 2017	3,007	
Quarter ending March 2018	2,997	→
Quarter ending June 2018	3,002	→
Quarter ending September 2018	3,028	→
Quarter ending December 2018	2,969	↓
Variance since December 2017	(1.3%)	↓



ACTIVITY



Month	Adjusted Scheduled Activity (UDA)	
	2018	2019
April	151	254
May	595	755
June	1,099	1,066
July	1,581	1,574
August	2,151	2,150
September	2,514	2,917
October	3,037	3,791
November	3,893	4,294
December	4,374	4,611
January	4,844	
February	5,650	
March	6,233	
April	6,806	
May	6,905	
June	6,906	

QUALITY

	Quantity	Base Number	Contract	AT	Region	England
% of FP17s for the same patient ID Re-attending within 3 months - Children	54	751	7.2%	10.2%	11.8%	11.8%
% of FP17s for the same patient ID Re-attending within 3 months - Adults	254	1,689	15.0%	15.7%	16.7%	15.6%
% of FP17s for the same patient ID Re-attending between 3 & 9 months - Children	377	751	50.2%	48.3%	48.6%	58.8%
% of FP17s for the same patient ID Re-attending between 3 & 9 months - Adults	642	1,689	38.0%	38.5%	39.1%	51.0%
% of FP17s for Band 1 Urgent Courses	351	2,230	15.7%	11.0%	10.6%	9.0%
% of FP17s Relating to Free Repair or Replacements	23	2,230	1.0%	0.5%	0.5%	0.8%
% of FP17s Relating to Continuations	12	2,230	0.5%	0.5%	0.7%	0.9%
% of Patients satisfied with the dentistry they have received	2	2	N/A	87.7%	90.2%	93.2%
% of Patients satisfied with the time they had to wait for an appointment	2	2	N/A	85.7%	85.0%	88.3%

* This is based on patients treated on this contract for their most recent course of treatment. Figures in italics indicate the base number of FP17s or Patient Questionnaire responses are less than 100. N/A is shown where the base number of responses is less than 10 during the period. % is calculated as Quantity/Base number*100

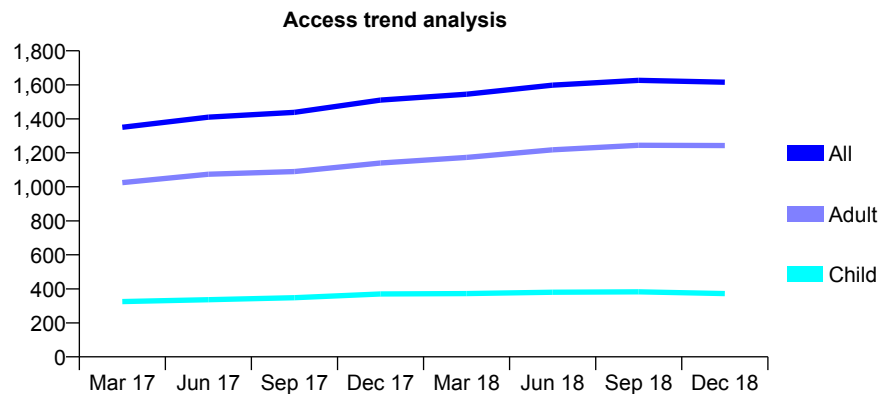
Q62 - Vital Signs At a Glance Contract Report for 213071/0001 - December 2018

Name or company name	MR JW O'DEA
Contract type name	GDS Contract
Purpose of contract	General
Contract start date	01/04/2006
Contract end date	

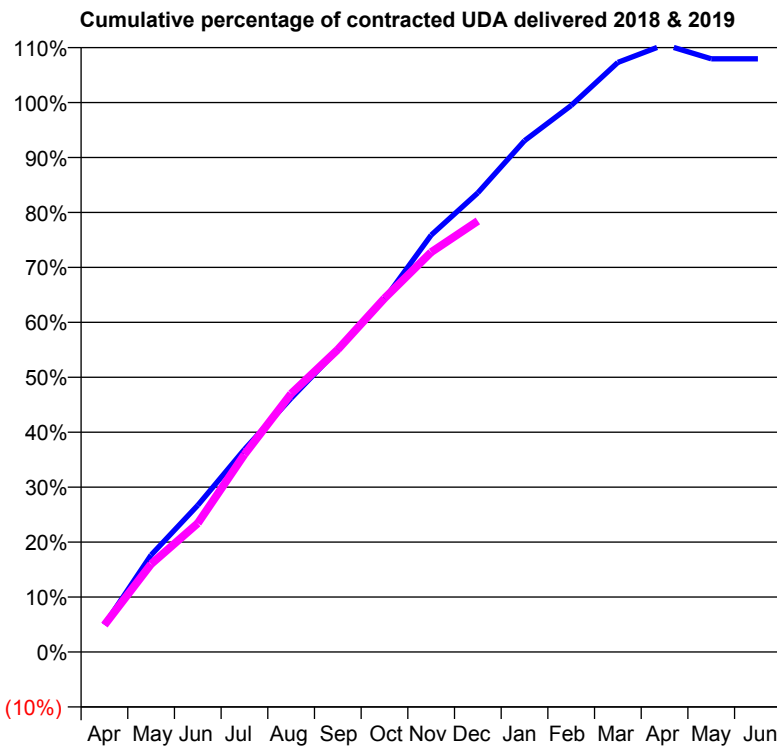
18/19 Contracted general activity (UDA)	3,854
Carry forward general activity (UDA)	-77
18/19 Contracted orthodontic activity (UOA)	0
Carry forward orthodontic activity (UOA)	0
Baseline contract value	£117,425.08

ACCESS*

Patients seen in 24 months	Total	Change since previous quarter
Quarter ending December 2017	1,510	
Quarter ending March 2018	1,545	↑
Quarter ending June 2018	1,598	↑
Quarter ending September 2018	1,626	→
Quarter ending December 2018	1,615	→
Variance since December 2017	7.0%	↑



ACTIVITY



Adjusted Scheduled Activity (UDA)		
Month	2018	2019
April	191	190
May	680	616
June	1,030	903
July	1,421	1,385
August	1,780	1,812
September	2,120	2,122
October	2,475	2,481
November	2,924	2,805
December	3,221	3,024
January	3,586	
February	3,833	
March	4,135	
April	4,260	
May	4,161	
June	4,161	

QUALITY

	Quantity	Base Number	Contract	AT	Region	England
% of FP17s for the same patient ID Re-attending within 3 months - Children	16	313	5.1%	10.2%	11.8%	11.8%
% of FP17s for the same patient ID Re-attending within 3 months - Adults	109	898	12.1%	15.7%	16.7%	15.6%
% of FP17s for the same patient ID Re-attending between 3 & 9 months - Children	146	313	46.6%	48.3%	48.6%	58.8%
% of FP17s for the same patient ID Re-attending between 3 & 9 months - Adults	354	898	39.4%	38.5%	39.1%	51.0%
% of FP17s for Band 1 Urgent Courses	88	1,171	7.5%	11.0%	10.6%	9.0%
% of FP17s Relating to Free Repair or Replacements	0	1,171	0.0%	0.5%	0.5%	0.8%
% of FP17s Relating to Continuations	2	1,171	0.2%	0.5%	0.7%	0.9%
% of Patients satisfied with the dentistry they have received	0	0	N/A	87.7%	90.2%	93.2%
% of Patients satisfied with the time they had to wait for an appointment	0	0	N/A	85.7%	85.0%	88.3%

* This is based on patients treated on this contract for their most recent course of treatment. Figures in italics indicate the base number of FP17s or Patient Questionnaire responses are less than 100. N/A is shown where the base number of responses is less than 10 during the period. % is calculated as Quantity/Base number*100

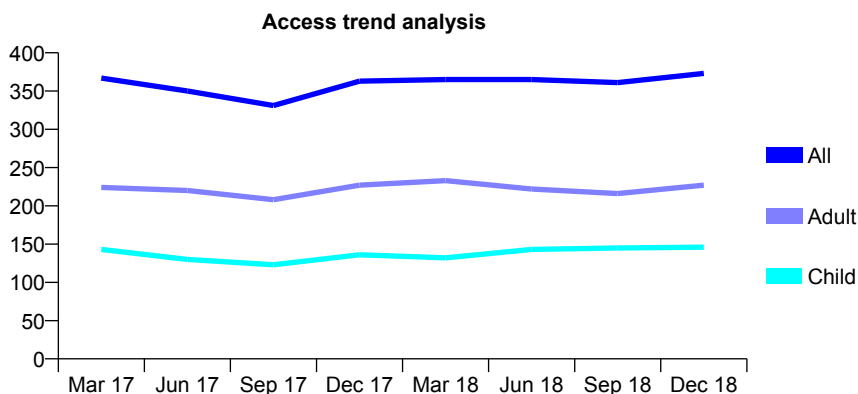
Q62 - Vital Signs At a Glance Contract Report for 213365/0001 - December 2018

Name or company name	Dr S Singh & Dr R Leow
Contract type name	GDS Contract
Purpose of contract	General
Contract start date	01/04/2006
Contract end date	

18/19 Contracted general activity (UDA)	1,800
Carry forward general activity (UDA)	-6
18/19 Contracted orthodontic activity (UOA)	0
Carry forward orthodontic activity (UOA)	0
Baseline contract value	£53,949.79

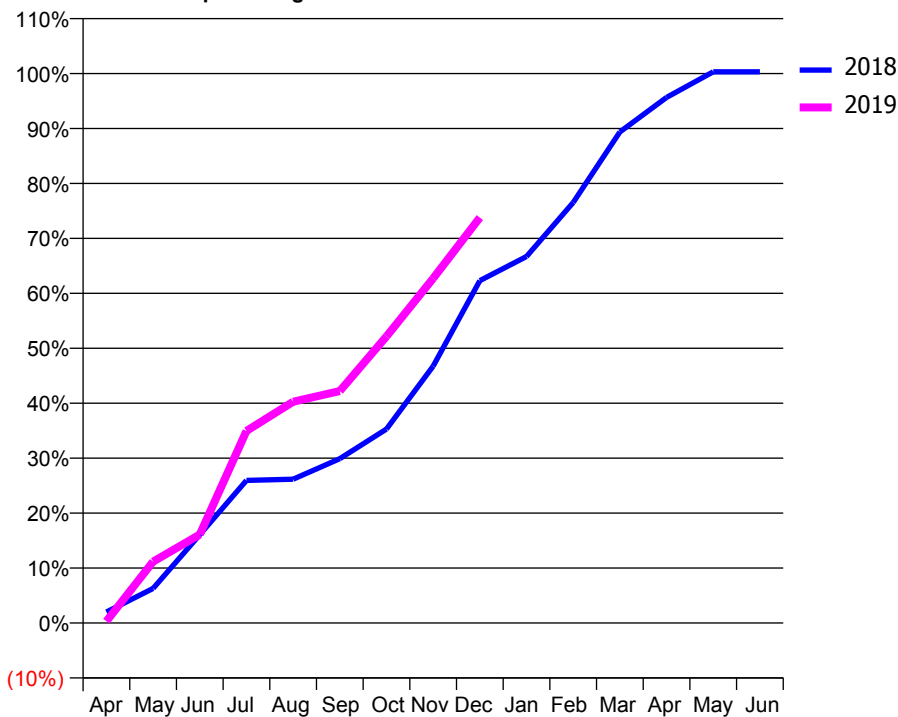
ACCESS*

Patients seen in 24 months	Total	Change since previous quarter
Quarter ending December 2017	363	
Quarter ending March 2018	365	→
Quarter ending June 2018	365	→
Quarter ending September 2018	361	↓
Quarter ending December 2018	373	↑
Variance since December 2017	2.8%	↑



ACTIVITY

Cumulative percentage of contracted UDA delivered 2018 & 2019



Month	Adjusted Scheduled Activity (UDA)	
	2018	2019
April	36	6
May	113	201
June	289	290
July	467	629
August	471	725
September	538	760
October	635	939
November	841	1,129
December	1,121	1,328
January	1,200	
February	1,377	
March	1,609	
April	1,722	
May	1,806	
June	1,806	

QUALITY

	Quantity	Base Number	Contract	AT	Region	England
% of FP17s for the same patient ID Re-attending within 3 months - Children	4	117	3.4%	10.2%	11.8%	11.8%
% of FP17s for the same patient ID Re-attending within 3 months - Adults	20	141	14.2%	15.7%	16.7%	15.6%
% of FP17s for the same patient ID Re-attending between 3 & 9 months - Children	31	117	26.5%	48.3%	48.6%	58.8%
% of FP17s for the same patient ID Re-attending between 3 & 9 months - Adults	24	141	17.0%	38.5%	39.1%	51.0%
% of FP17s for Band 1 Urgent Courses	1	224	0.4%	11.0%	10.6%	9.0%
% of FP17s Relating to Free Repair or Replacements	0	224	0.0%	0.5%	0.5%	0.8%
% of FP17s Relating to Continuations	1	224	0.4%	0.5%	0.7%	0.9%
% of Patients satisfied with the dentistry they have received	0	0	N/A	87.7%	90.2%	93.2%
% of Patients satisfied with the time they had to wait for an appointment	0	0	N/A	85.7%	85.0%	88.3%

* This is based on patients treated on this contract for their most recent course of treatment. Figures in italics indicate the base number of FP17s or Patient Questionnaire responses are less than 100. N/A is shown where the base number of responses is less than 10 during the period. % is calculated as Quantity/Base number*100

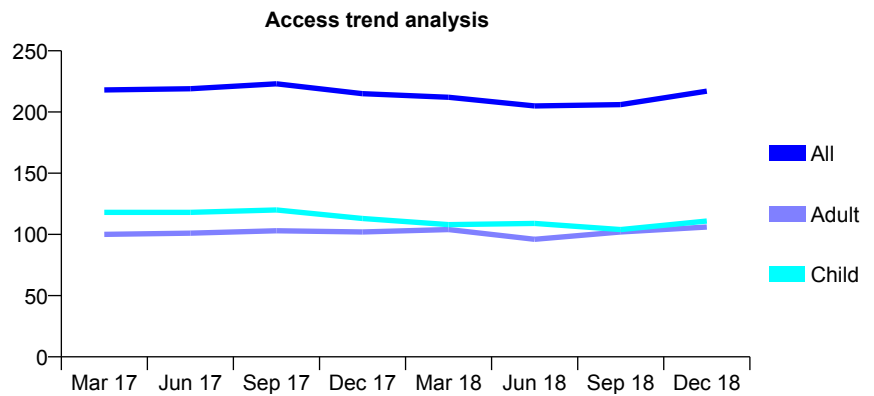
Q62 - Vital Signs At a Glance Contract Report for 214035/0001 - December 2018

Name or company name	MR KJ ALLEN
Contract type name	GDS Contract
Purpose of contract	General
Contract start date	01/04/2006
Contract end date	

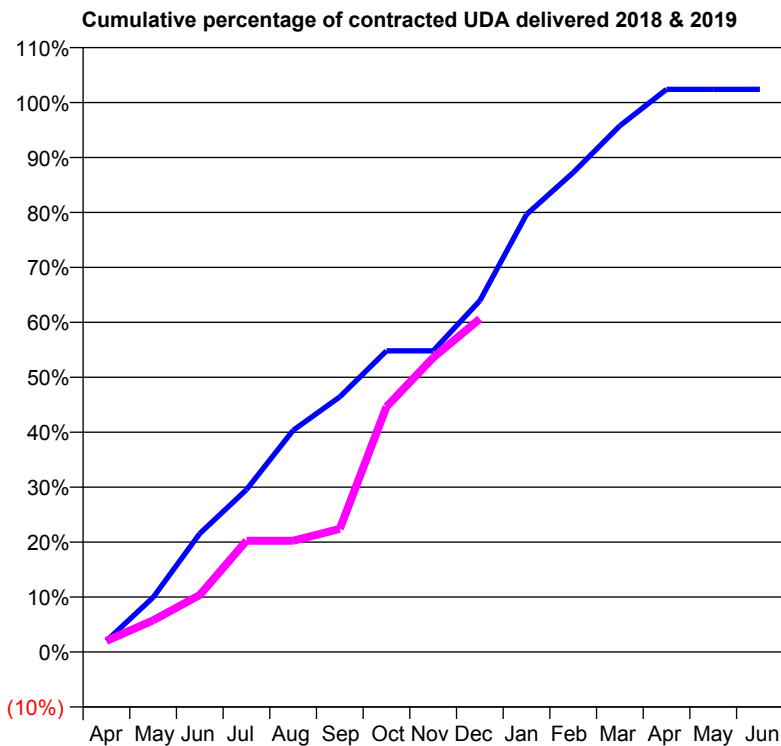
18/19 Contracted general activity (UDA)	694
Carry forward general activity (UDA)	-14
18/19 Contracted orthodontic activity (UOA)	0
Carry forward orthodontic activity (UOA)	0
Baseline contract value	£15,170.77

ACCESS*

Patients seen in 24 months	Total	Change since previous quarter
Quarter ending December 2017	215	
Quarter ending March 2018	212	↓
Quarter ending June 2018	205	↓
Quarter ending September 2018	206	→
Quarter ending December 2018	217	↑
Variance since December 2017	0.9%	→



ACTIVITY



Month	Adjusted Scheduled Activity (UDA)	
	2018	2019
April	14	14
May	69	40
June	150	72
July	205	141
August	280	141
September	322	156
October	380	310
November	380	372
December	444	421
January	553	
February	606	
March	665	
April	711	
May	711	
June	711	

QUALITY

	Quantity	Base Number	Contract	AT	Region	England
% of FP17s for the same patient ID Re-attending within 3 months - Children	3	97	3.1%	10.2%	11.8%	11.8%
% of FP17s for the same patient ID Re-attending within 3 months - Adults	6	78	7.7%	15.7%	16.7%	15.6%
% of FP17s for the same patient ID Re-attending between 3 & 9 months - Children	44	97	45.4%	48.3%	48.6%	58.8%
% of FP17s for the same patient ID Re-attending between 3 & 9 months - Adults	39	78	50.0%	38.5%	39.1%	51.0%
% of FP17s for Band 1 Urgent Courses	4	161	2.5%	11.0%	10.6%	9.0%
% of FP17s Relating to Free Repair or Replacements	0	161	0.0%	0.5%	0.5%	0.8%
% of FP17s Relating to Continuations	0	161	0.0%	0.5%	0.7%	0.9%
% of Patients satisfied with the dentistry they have received	0	0	N/A	87.7%	90.2%	93.2%
% of Patients satisfied with the time they had to wait for an appointment	0	0	N/A	85.7%	85.0%	88.3%

* This is based on patients treated on this contract for their most recent course of treatment. Figures in italics indicate the base number of FP17s or Patient Questionnaire responses are less than 100. N/A is shown where the base number of responses is less than 10 during the period. % is calculated as Quantity/Base number*100

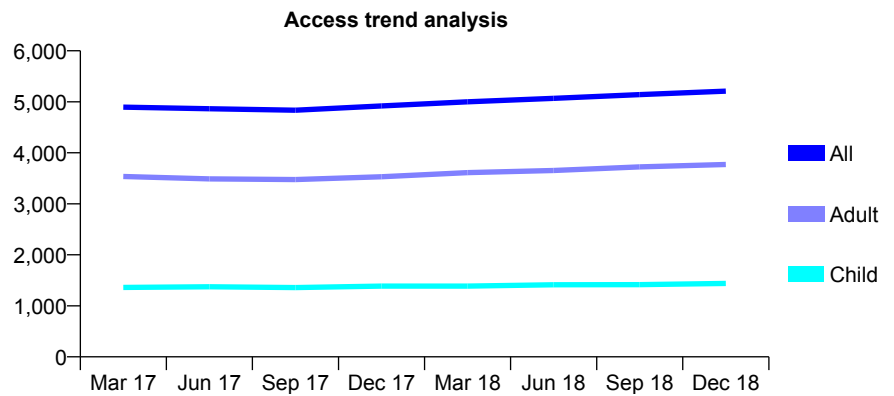
Q62 - Vital Signs At a Glance Contract Report for 215791/0001 - December 2018

Name or company name	MR JJ KING
Contract type name	GDS Contract
Purpose of contract	General
Contract start date	01/04/2006
Contract end date	

18/19 Contracted general activity (UDA)	14,636
Carry forward general activity (UDA)	-169
18/19 Contracted orthodontic activity (UOA)	0
Carry forward orthodontic activity (UOA)	0
Baseline contract value	£408,355.69

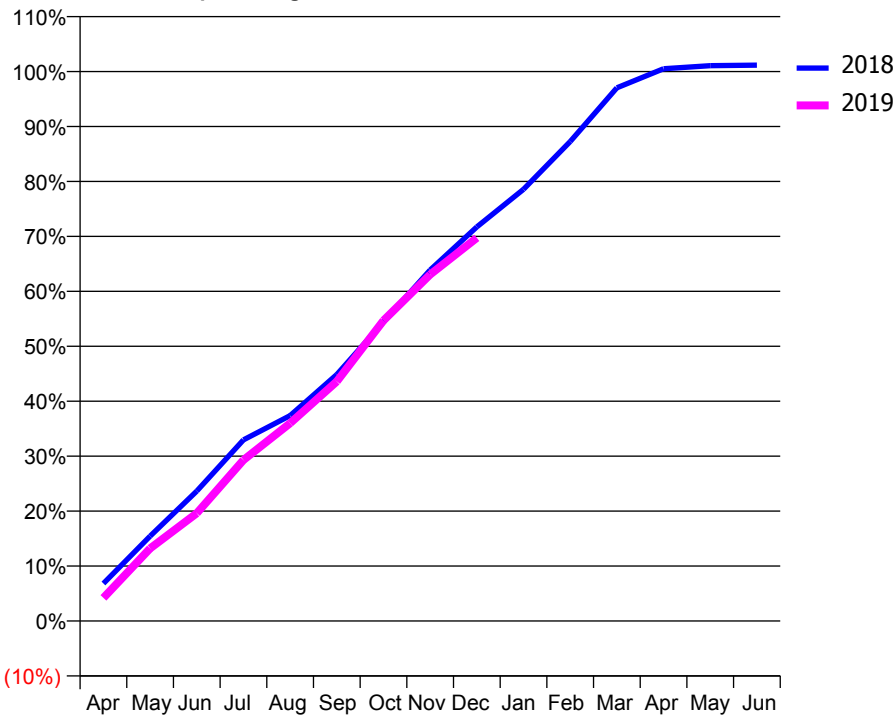
ACCESS*

Patients seen in 24 months	Total	Change since previous quarter
Quarter ending December 2017	4,919	
Quarter ending March 2018	5,000	→
Quarter ending June 2018	5,067	→
Quarter ending September 2018	5,140	→
Quarter ending December 2018	5,210	→
Variance since December 2017	5.9%	↑



ACTIVITY

Cumulative percentage of contracted UDA delivered 2018 & 2019



Month	Adjusted Scheduled Activity (UDA)	
	2018	2019
April	1,001	617
May	2,262	1,933
June	3,461	2,870
July	4,825	4,288
August	5,472	5,270
September	6,564	6,381
October	7,964	8,004
November	9,351	9,228
December	10,498	10,208
January	11,498	
February	12,771	
March	14,200	
April	14,711	
May	14,790	
June	14,805	

QUALITY

	Quantity	Base Number	Contract	AT	Region	England
% of FP17s for the same patient ID Re-attending within 3 months - Children	78	1,195	6.5%	10.2%	11.8%	11.8%
% of FP17s for the same patient ID Re-attending within 3 months - Adults	403	3,022	13.3%	15.7%	16.7%	15.6%
% of FP17s for the same patient ID Re-attending between 3 & 9 months - Children	432	1,195	36.2%	48.3%	48.6%	58.8%
% of FP17s for the same patient ID Re-attending between 3 & 9 months - Adults	1,113	3,022	36.8%	38.5%	39.1%	51.0%
% of FP17s for Band 1 Urgent Courses	330	3,978	8.3%	11.0%	10.6%	9.0%
% of FP17s Relating to Free Repair or Replacements	65	3,978	1.6%	0.5%	0.5%	0.8%
% of FP17s Relating to Continuations	34	3,978	0.9%	0.5%	0.7%	0.9%
% of Patients satisfied with the dentistry they have received	3	4	N/A	87.7%	90.2%	93.2%
% of Patients satisfied with the time they had to wait for an appointment	3	4	N/A	85.7%	85.0%	88.3%

* This is based on patients treated on this contract for their most recent course of treatment. Figures in italics indicate the base number of FP17s or Patient Questionnaire responses are less than 100. N/A is shown where the base number of responses is less than 10 during the period. % is calculated as Quantity/Base number*100

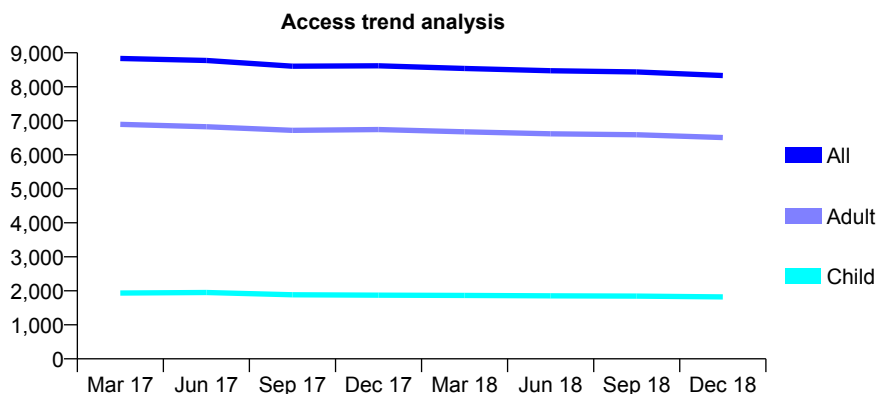
Q62 - Vital Signs At a Glance Contract Report for 222496/0001 - December 2018

Name or company name	MR RA RAEURN
Contract type name	GDS Contract
Purpose of contract	General
Contract start date	01/04/2006
Contract end date	

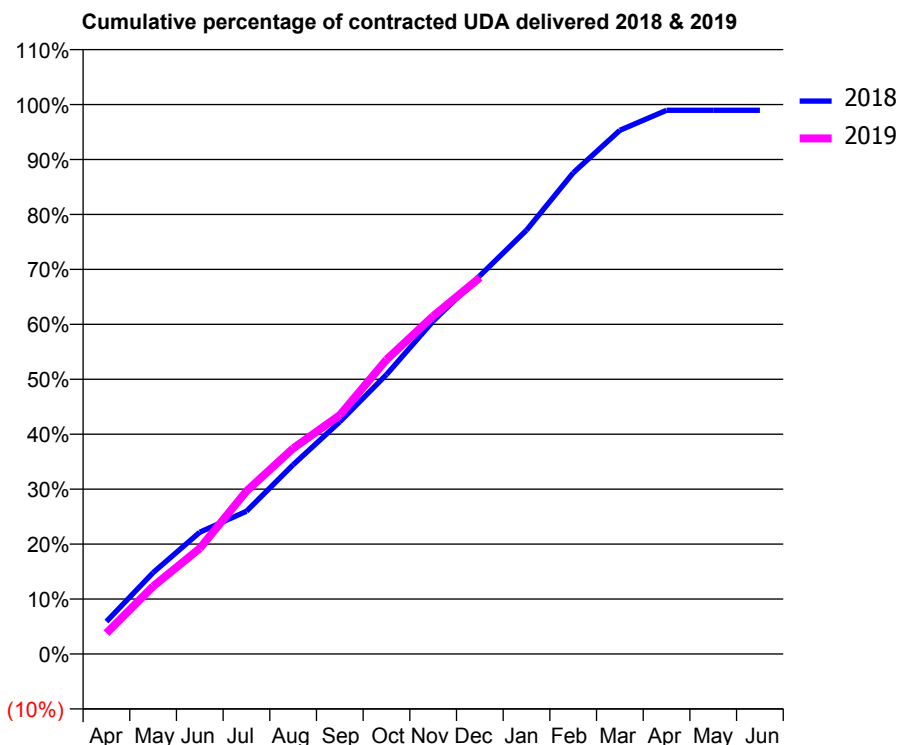
18/19 Contracted general activity (UDA)	25,353
Carry forward general activity (UDA)	266
18/19 Contracted orthodontic activity (UOA)	0
Carry forward orthodontic activity (UOA)	0
Baseline contract value	£636,099.36

ACCESS*

Patients seen in 24 months	Total	Change since previous quarter
Quarter ending December 2017	8,617	
Quarter ending March 2018	8,540	→
Quarter ending June 2018	8,472	→
Quarter ending September 2018	8,437	→
Quarter ending December 2018	8,331	↓
Variance since December 2017	(3.3%)	↓



ACTIVITY



Adjusted Scheduled Activity (UDA)		
Month	2018	2019
April	1,498	963
May	3,758	3,125
June	5,620	4,877
July	6,586	7,513
August	8,730	9,493
September	10,714	11,020
October	12,892	13,581
November	15,358	15,595
December	17,451	17,368
January	19,558	
February	22,199	
March	24,165	
April	25,087	
May	25,087	
June	25,087	

QUALITY

	Quantity	Base Number	Contract	AT	Region	England
% of FP17s for the same patient ID Re-attending within 3 months - Children	190	2,008	9.5%	10.2%	11.8%	11.8%
% of FP17s for the same patient ID Re-attending within 3 months - Adults	1,355	6,990	19.4%	15.7%	16.7%	15.6%
% of FP17s for the same patient ID Re-attending between 3 & 9 months - Children	1,179	2,008	58.7%	48.3%	48.6%	58.8%
% of FP17s for the same patient ID Re-attending between 3 & 9 months - Adults	3,713	6,990	53.1%	38.5%	39.1%	51.0%
% of FP17s for Band 1 Urgent Courses	1,411	8,541	16.5%	11.0%	10.6%	9.0%
% of FP17s Relating to Free Repair or Replacements	149	8,541	1.7%	0.5%	0.5%	0.8%
% of FP17s Relating to Continuations	12	8,541	0.1%	0.5%	0.7%	0.9%
% of Patients satisfied with the dentistry they have received	5	5	N/A	87.7%	90.2%	93.2%
% of Patients satisfied with the time they had to wait for an appointment	5	5	N/A	85.7%	85.0%	88.3%

* This is based on patients treated on this contract for their most recent course of treatment. Figures in italics indicate the base number of FP17s or Patient Questionnaire responses are less than 100. N/A is shown where the base number of responses is less than 10 during the period. % is calculated as Quantity/Base number*100

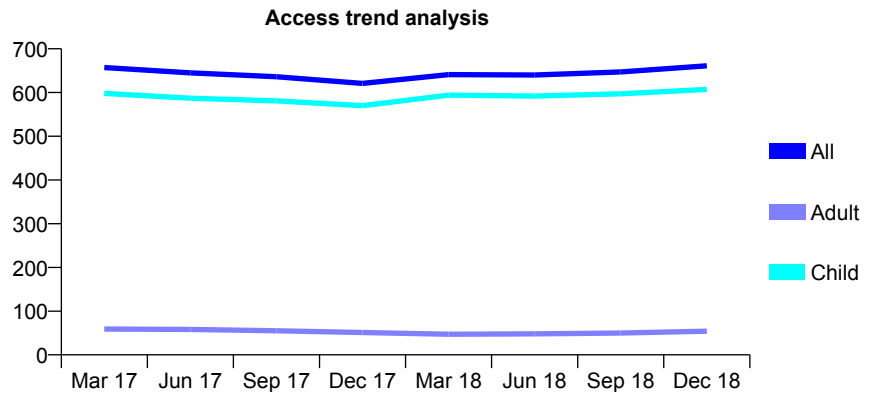
Q62 - Vital Signs At a Glance Contract Report for 224111/0001 - December 2018

Name or company name	MR MR PAREKH
Contract type name	GDS Contract
Purpose of contract	General
Contract start date	01/04/2006
Contract end date	

18/19 Contracted general activity (UDA)	1,003
Carry forward general activity (UDA)	0
18/19 Contracted orthodontic activity (UOA)	0
Carry forward orthodontic activity (UOA)	0
Baseline contract value	£28,972.42

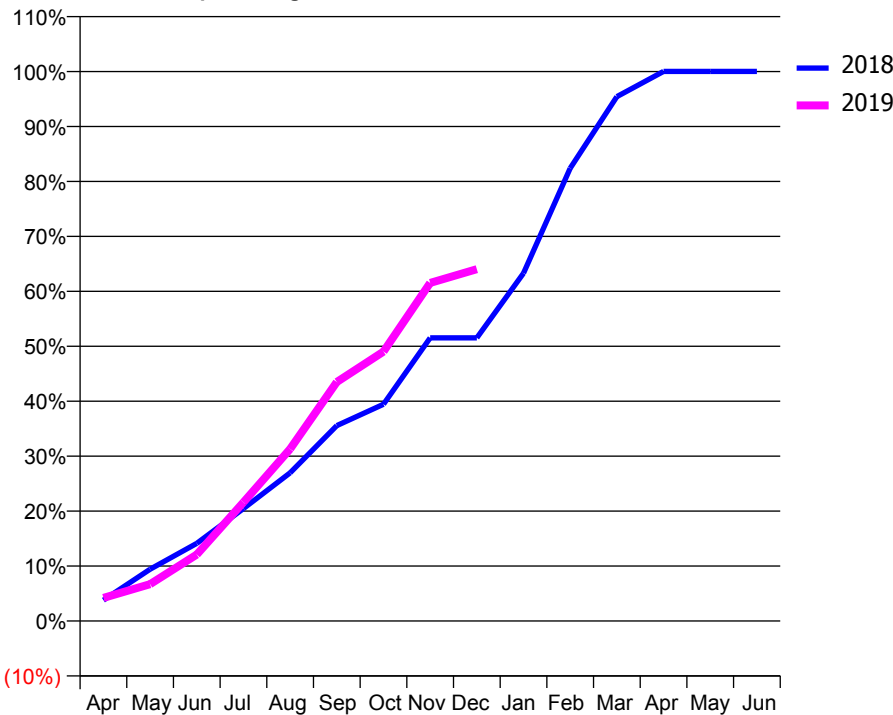
ACCESS*

Patients seen in 24 months	Total	Change since previous quarter
Quarter ending December 2017	621	
Quarter ending March 2018	641	↑
Quarter ending June 2018	640	→
Quarter ending September 2018	647	→
Quarter ending December 2018	661	↑
Variance since December 2017	6.4%	↑



ACTIVITY

Cumulative percentage of contracted UDA delivered 2018 & 2019



Month	Adjusted Scheduled Activity (UDA)	
	2018	2019
April	38	42
May	95	67
June	142	121
July	205	217
August	271	314
September	357	436
October	396	492
November	517	617
December	517	642
January	635	
February	826	
March	957	
April	1,003	
May	1,003	
June	1,003	

QUALITY

	Quantity	Base Number	Contract	AT	Region	England
% of FP17s for the same patient ID Re-attending within 3 months - Children	13	593	2.2%	10.2%	11.8%	11.8%
% of FP17s for the same patient ID Re-attending within 3 months - Adults	0	1	0.0%	15.7%	16.7%	15.6%
% of FP17s for the same patient ID Re-attending between 3 & 9 months - Children	402	593	67.8%	48.3%	48.6%	58.8%
% of FP17s for the same patient ID Re-attending between 3 & 9 months - Adults	1	1	100.0%	38.5%	39.1%	51.0%
% of FP17s for Band 1 Urgent Courses	11	556	2.0%	11.0%	10.6%	9.0%
% of FP17s Relating to Free Repair or Replacements	0	556	0.0%	0.5%	0.5%	0.8%
% of FP17s Relating to Continuations	1	556	0.2%	0.5%	0.7%	0.9%
% of Patients satisfied with the dentistry they have received	1	1	N/A	87.7%	90.2%	93.2%
% of Patients satisfied with the time they had to wait for an appointment	1	1	N/A	85.7%	85.0%	88.3%

* This is based on patients treated on this contract for their most recent course of treatment. Figures in italics indicate the base number of FP17s or Patient Questionnaire responses are less than 100. N/A is shown where the base number of responses is less than 10 during the period. % is calculated as Quantity/Base number*100

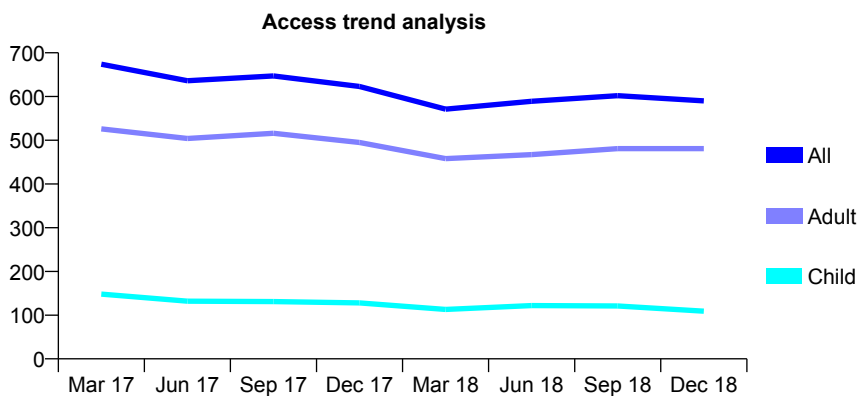
Q62 - Vital Signs At a Glance Contract Report for 224790/0002 - December 2018

Name or company name	RA KHAN
Contract type name	GDS Contract
Purpose of contract	General
Contract start date	01/12/2013
Contract end date	

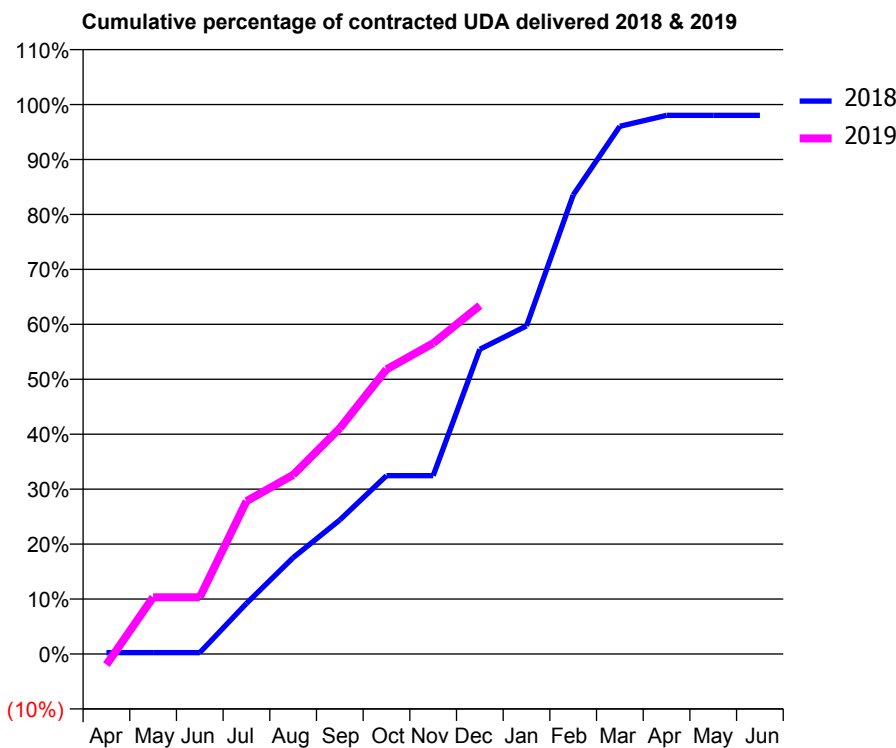
18/19 Contracted general activity (UDA)	2,396
Carry forward general activity (UDA)	47
18/19 Contracted orthodontic activity (UOA)	0
Carry forward orthodontic activity (UOA)	0
Baseline contract value	£70,628.33

ACCESS*

Patients seen in 24 months	Total	Change since previous quarter
Quarter ending December 2017	623	
Quarter ending March 2018	571	↓
Quarter ending June 2018	589	↑
Quarter ending September 2018	602	↑
Quarter ending December 2018	590	↓
Variance since December 2017	(5.3%)	↓



ACTIVITY



Month	Adjusted Scheduled Activity (UDA)	
	2018	2019
April	6	-47
May	6	247
June	6	247
July	220	666
August	420	781
September	585	984
October	778	1,241
November	778	1,355
December	1,329	1,519
January	1,431	
February	2,002	
March	2,301	
April	2,349	
May	2,349	
June	2,349	

QUALITY

	Quantity	Base Number	Contract	AT	Region	England
% of FP17s for the same patient ID Re-attending within 3 months - Children	14	96	14.6%	10.2%	11.8%	11.8%
% of FP17s for the same patient ID Re-attending within 3 months - Adults	62	390	15.9%	15.7%	16.7%	15.6%
% of FP17s for the same patient ID Re-attending between 3 & 9 months - Children	30	96	31.3%	48.3%	48.6%	58.8%
% of FP17s for the same patient ID Re-attending between 3 & 9 months - Adults	94	390	24.1%	38.5%	39.1%	51.0%
% of FP17s for Band 1 Urgent Courses	32	474	6.8%	11.0%	10.6%	9.0%
% of FP17s Relating to Free Repair or Replacements	10	474	2.1%	0.5%	0.5%	0.8%
% of FP17s Relating to Continuations	1	474	0.2%	0.5%	0.7%	0.9%
% of Patients satisfied with the dentistry they have received	1	1	N/A	87.7%	90.2%	93.2%
% of Patients satisfied with the time they had to wait for an appointment	1	1	N/A	85.7%	85.0%	88.3%

* This is based on patients treated on this contract for their most recent course of treatment. Figures in italics indicate the base number of FP17s or Patient Questionnaire responses are less than 100. N/A is shown where the base number of responses is less than 10 during the period. % is calculated as Quantity/Base number*100

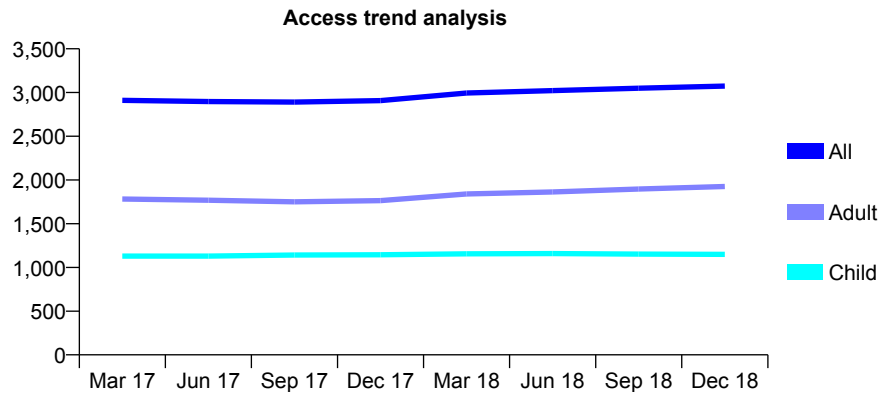
Q62 - Vital Signs At a Glance Contract Report for 228974/0002 - December 2018

Name or company name	Pitshanger Dental Care
Contract type name	GDS Contract
Purpose of contract	General
Contract start date	01/05/2009
Contract end date	

18/19 Contracted general activity (UDA)	6,134
Carry forward general activity (UDA)	-114
18/19 Contracted orthodontic activity (UOA)	0
Carry forward orthodontic activity (UOA)	0
Baseline contract value	£182,155.51

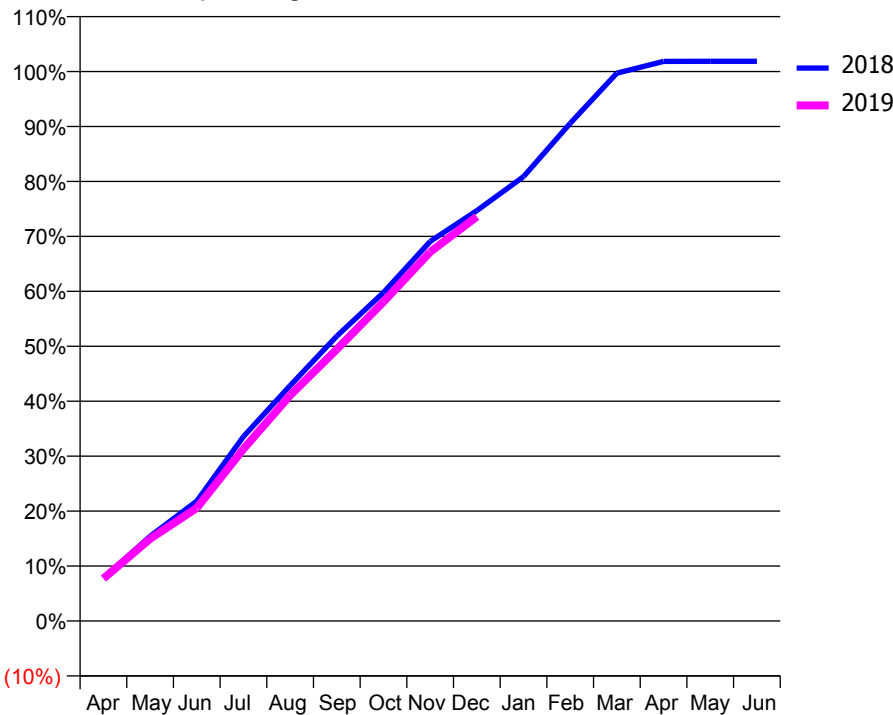
ACCESS*

Patients seen in 24 months	Total	Change since previous quarter
Quarter ending December 2017	2,907	
Quarter ending March 2018	2,995	↑
Quarter ending June 2018	3,022	→
Quarter ending September 2018	3,049	→
Quarter ending December 2018	3,074	→
Variance since December 2017	5.7%	↑



ACTIVITY

Cumulative percentage of contracted UDA delivered 2018 & 2019



Month	Adjusted Scheduled Activity (UDA)	
	2018	2019
April	480	475
May	946	918
June	1,339	1,261
July	2,059	1,920
August	2,628	2,520
September	3,180	3,033
October	3,667	3,563
November	4,236	4,119
December	4,581	4,514
January	4,960	
February	5,556	
March	6,116	
April	6,246	
May	6,248	
June	6,248	

QUALITY

	Quantity	Base Number	Contract	AT	Region	England
% of FP17s for the same patient ID Re-attending within 3 months - Children	44	900	4.9%	10.2%	11.8%	11.8%
% of FP17s for the same patient ID Re-attending within 3 months - Adults	240	1,630	14.7%	15.7%	16.7%	15.6%
% of FP17s for the same patient ID Re-attending between 3 & 9 months - Children	297	900	33.0%	48.3%	48.6%	58.8%
% of FP17s for the same patient ID Re-attending between 3 & 9 months - Adults	559	1,630	34.3%	38.5%	39.1%	51.0%
% of FP17s for Band 1 Urgent Courses	246	2,442	10.1%	11.0%	10.6%	9.0%
% of FP17s Relating to Free Repair or Replacements	21	2,442	0.9%	0.5%	0.5%	0.8%
% of FP17s Relating to Continuations	23	2,442	0.9%	0.5%	0.7%	0.9%
% of Patients satisfied with the dentistry they have received	3	4	N/A	87.7%	90.2%	93.2%
% of Patients satisfied with the time they had to wait for an appointment	3	4	N/A	85.7%	85.0%	88.3%

* This is based on patients treated on this contract for their most recent course of treatment. Figures in italics indicate the base number of FP17s or Patient Questionnaire responses are less than 100. N/A is shown where the base number of responses is less than 10 during the period. % is calculated as Quantity/Base number*100

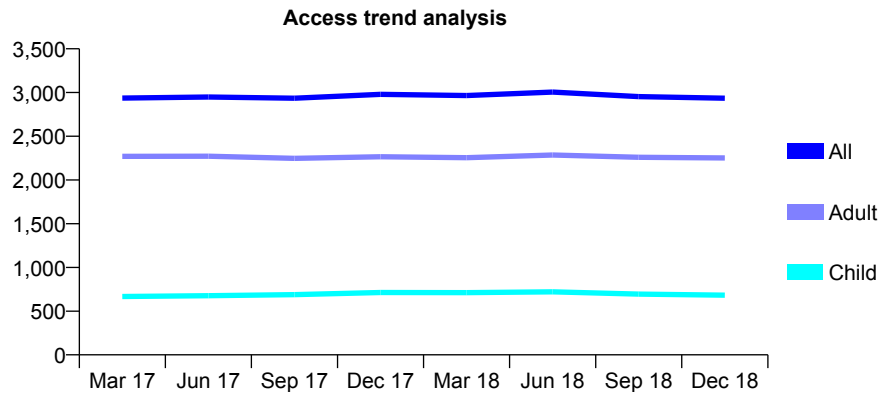
Q62 - Vital Signs At a Glance Contract Report for 232343/0001 - December 2018

Name or company name	Apple Dental Care
Contract type name	GDS Contract
Purpose of contract	General
Contract start date	01/04/2006
Contract end date	

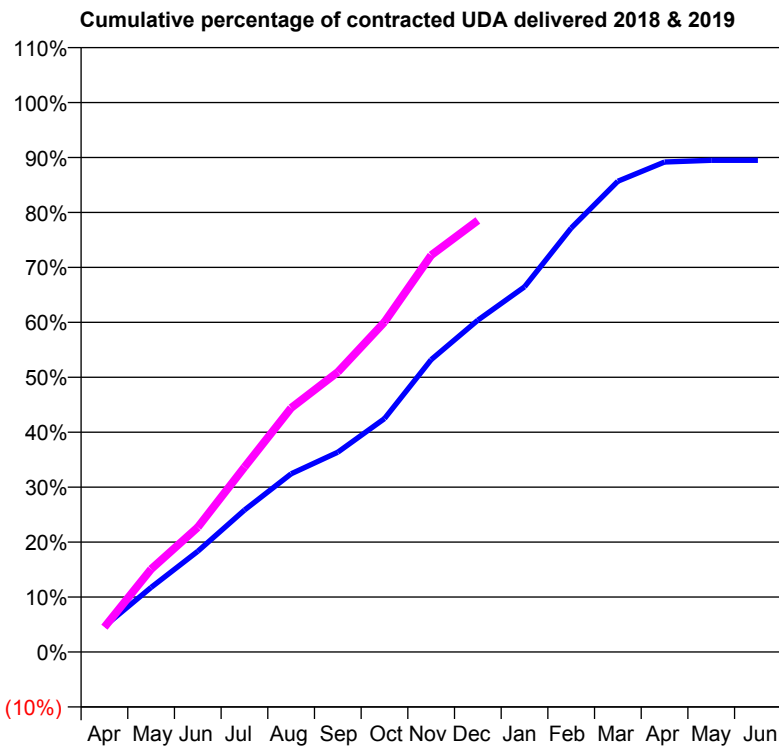
18/19 Contracted general activity (UDA)	10,657
Carry forward general activity (UDA)	0
18/19 Contracted orthodontic activity (UOA)	0
Carry forward orthodontic activity (UOA)	0
Baseline contract value	£354,309.91

ACCESS*

Patients seen in 24 months	Total	Change since previous quarter
Quarter ending December 2017	2,979	
Quarter ending March 2018	2,966	→
Quarter ending June 2018	3,005	→
Quarter ending September 2018	2,954	↓
Quarter ending December 2018	2,935	→
Variance since December 2017	(1.5%)	↓



ACTIVITY



Month	Adjusted Scheduled Activity (UDA)	
	2018	2019
April	499	481
May	1,253	1,608
June	1,955	2,419
July	2,754	3,585
August	3,455	4,734
September	3,877	5,429
October	4,528	6,400
November	5,669	7,696
December	6,435	8,371
January	7,082	
February	8,223	
March	9,131	
April	9,503	
May	9,536	
June	9,536	

QUALITY

	Quantity	Base Number	Contract	AT	Region	England
% of FP17s for the same patient ID Re-attending within 3 months - Children	65	637	10.2%	10.2%	11.8%	11.8%
% of FP17s for the same patient ID Re-attending within 3 months - Adults	511	2,137	23.9%	15.7%	16.7%	15.6%
% of FP17s for the same patient ID Re-attending between 3 & 9 months - Children	291	637	45.7%	48.3%	48.6%	58.8%
% of FP17s for the same patient ID Re-attending between 3 & 9 months - Adults	721	2,137	33.7%	38.5%	39.1%	51.0%
% of FP17s for Band 1 Urgent Courses	628	2,631	23.9%	11.0%	10.6%	9.0%
% of FP17s Relating to Free Repair or Replacements	19	2,631	0.7%	0.5%	0.5%	0.8%
% of FP17s Relating to Continuations	2	2,631	0.1%	0.5%	0.7%	0.9%
% of Patients satisfied with the dentistry they have received	1	1	N/A	87.7%	90.2%	93.2%
% of Patients satisfied with the time they had to wait for an appointment	1	1	N/A	85.7%	85.0%	88.3%

* This is based on patients treated on this contract for their most recent course of treatment. Figures in italics indicate the base number of FP17s or Patient Questionnaire responses are less than 100. N/A is shown where the base number of responses is less than 10 during the period. % is calculated as Quantity/Base number*100

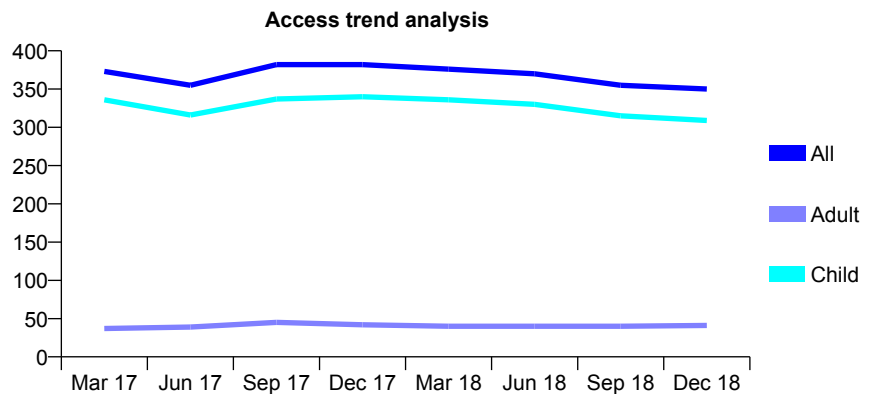
Q62 - Vital Signs At a Glance Contract Report for 239720/0001 - December 2018

Name or company name	MR A EGHBAL OMIDI
Contract type name	GDS Contract
Purpose of contract	General
Contract start date	01/04/2006
Contract end date	

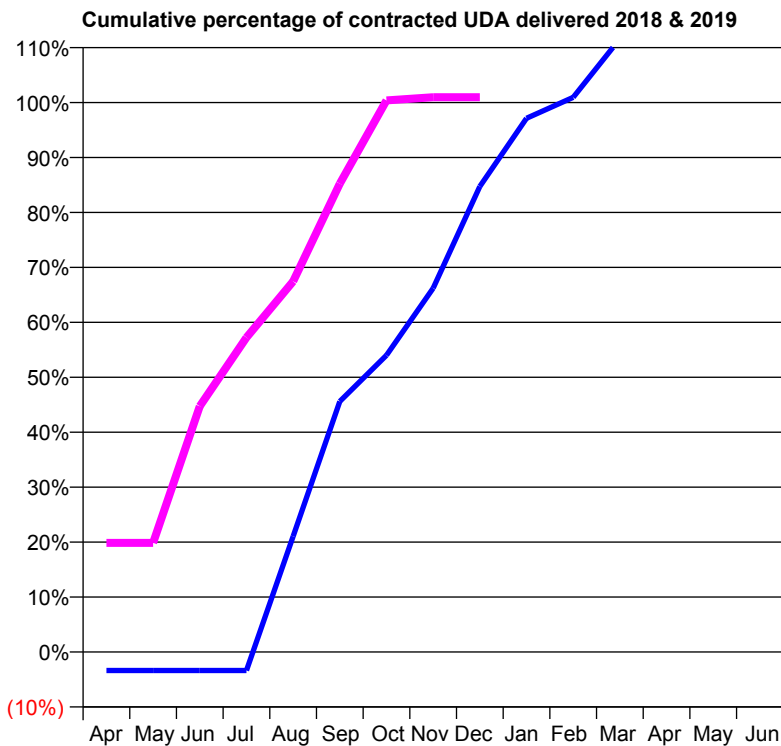
18/19 Contracted general activity (UDA)	680
Carry forward general activity (UDA)	-14
18/19 Contracted orthodontic activity (UOA)	0
Carry forward orthodontic activity (UOA)	0
Baseline contract value	£18,584.78

ACCESS*

Patients seen in 24 months	Total	Change since previous quarter
Quarter ending December 2017	382	
Quarter ending March 2018	376	↓
Quarter ending June 2018	370	↓
Quarter ending September 2018	355	↓
Quarter ending December 2018	350	↓
Variance since December 2017	(8.4%)	↓



ACTIVITY



Month	Adjusted Scheduled Activity (UDA)	
	2018	2019
April	-23	135
May	-23	135
June	-23	304
July	-23	389
August	143	459
September	310	580
October	367	683
November	450	687
December	576	687
January	660	
February	686	
March	759	
April	774	
May	774	
June	774	

QUALITY

	Quantity	Base Number	Contract	AT	Region	England
% of FP17s for the same patient ID Re-attending within 3 months - Children	12	258	4.7%	10.2%	11.8%	11.8%
% of FP17s for the same patient ID Re-attending within 3 months - Adults	1	12	8.3%	15.7%	16.7%	15.6%
% of FP17s for the same patient ID Re-attending between 3 & 9 months - Children	135	258	52.3%	48.3%	48.6%	58.8%
% of FP17s for the same patient ID Re-attending between 3 & 9 months - Adults	8	12	66.7%	38.5%	39.1%	51.0%
% of FP17s for Band 1 Urgent Courses	3	263	1.1%	11.0%	10.6%	9.0%
% of FP17s Relating to Free Repair or Replacements	0	263	0.0%	0.5%	0.5%	0.8%
% of FP17s Relating to Continuations	0	263	0.0%	0.5%	0.7%	0.9%
% of Patients satisfied with the dentistry they have received	0	0	N/A	87.7%	90.2%	93.2%
% of Patients satisfied with the time they had to wait for an appointment	0	0	N/A	85.7%	85.0%	88.3%

* This is based on patients treated on this contract for their most recent course of treatment. Figures in italics indicate the base number of FP17s or Patient Questionnaire responses are less than 100. N/A is shown where the base number of responses is less than 10 during the period. % is calculated as Quantity/Base number*100

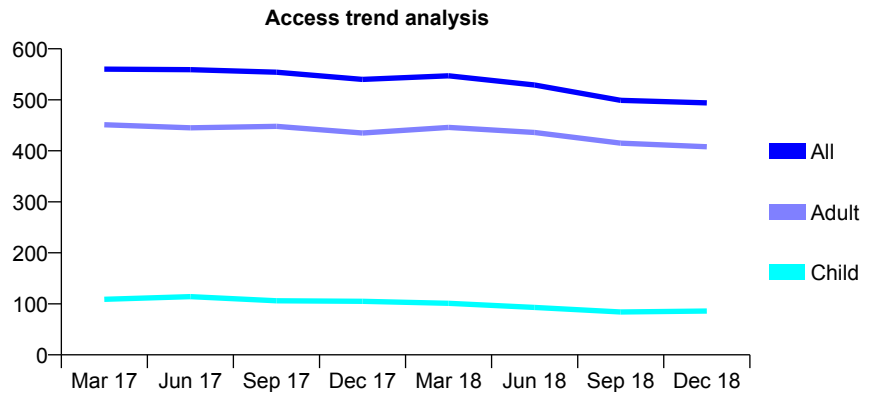
Q62 - Vital Signs At a Glance Contract Report for 239976/0002 - December 2018

Name or company name	MR WA TOWOLAWI
Contract type name	GDS Contract
Purpose of contract	General
Contract start date	01/04/2006
Contract end date	

18/19 Contracted general activity (UDA)	1,685
Carry forward general activity (UDA)	-7
18/19 Contracted orthodontic activity (UOA)	0
Carry forward orthodontic activity (UOA)	0
Baseline contract value	£52,631.41

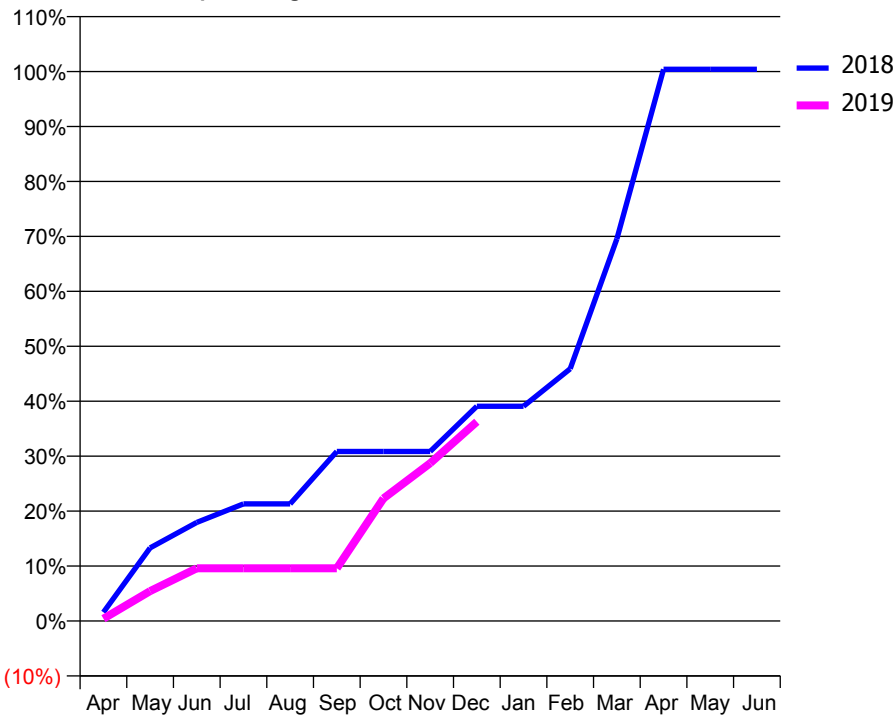
ACCESS*

Patients seen in 24 months	Total	Change since previous quarter
Quarter ending December 2017	540	
Quarter ending March 2018	547	→
Quarter ending June 2018	529	↓
Quarter ending September 2018	499	↓
Quarter ending December 2018	494	↓
Variance since December 2017	(8.5%)	↓



ACTIVITY

Cumulative percentage of contracted UDA delivered 2018 & 2019



Month	Adjusted Scheduled Activity (UDA)	
	2018	2019
April	27	7
May	224	92
June	302	162
July	359	162
August	359	162
September	520	162
October	520	376
November	520	484
December	659	611
January	659	
February	774	
March	1,172	
April	1,692	
May	1,692	
June	1,692	

QUALITY

	Quantity	Base Number	Contract	AT	Region	England
% of FP17s for the same patient ID Re-attending within 3 months - Children	5	61	8.2%	10.2%	11.8%	11.8%
% of FP17s for the same patient ID Re-attending within 3 months - Adults	60	290	20.7%	15.7%	16.7%	15.6%
% of FP17s for the same patient ID Re-attending between 3 & 9 months - Children	10	61	16.4%	48.3%	48.6%	58.8%
% of FP17s for the same patient ID Re-attending between 3 & 9 months - Adults	62	290	21.4%	38.5%	39.1%	51.0%
% of FP17s for Band 1 Urgent Courses	79	228	34.6%	11.0%	10.6%	9.0%
% of FP17s Relating to Free Repair or Replacements	0	228	0.0%	0.5%	0.5%	0.8%
% of FP17s Relating to Continuations	0	228	0.0%	0.5%	0.7%	0.9%
% of Patients satisfied with the dentistry they have received	0	0	N/A	87.7%	90.2%	93.2%
% of Patients satisfied with the time they had to wait for an appointment	0	0	N/A	85.7%	85.0%	88.3%

* This is based on patients treated on this contract for their most recent course of treatment. Figures in italics indicate the base number of FP17s or Patient Questionnaire responses are less than 100. N/A is shown where the base number of responses is less than 10 during the period. % is calculated as Quantity/Base number*100

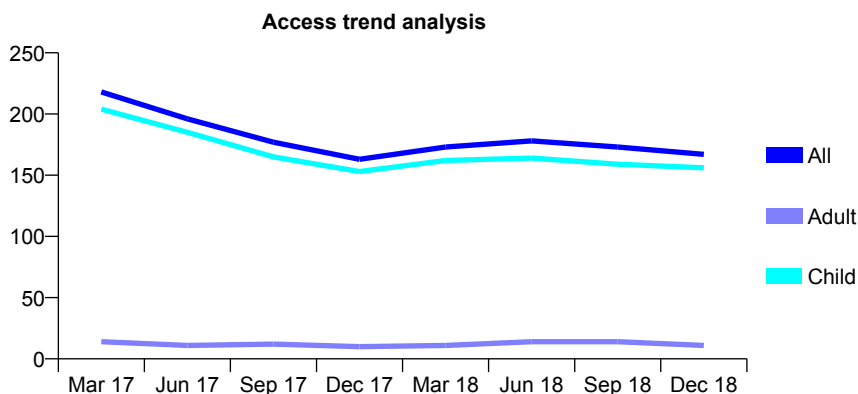
Q62 - Vital Signs At a Glance Contract Report for 245976/0001 - December 2018

Name or company name	MISS Y LIU
Contract type name	GDS Contract
Purpose of contract	General
Contract start date	01/04/2006
Contract end date	

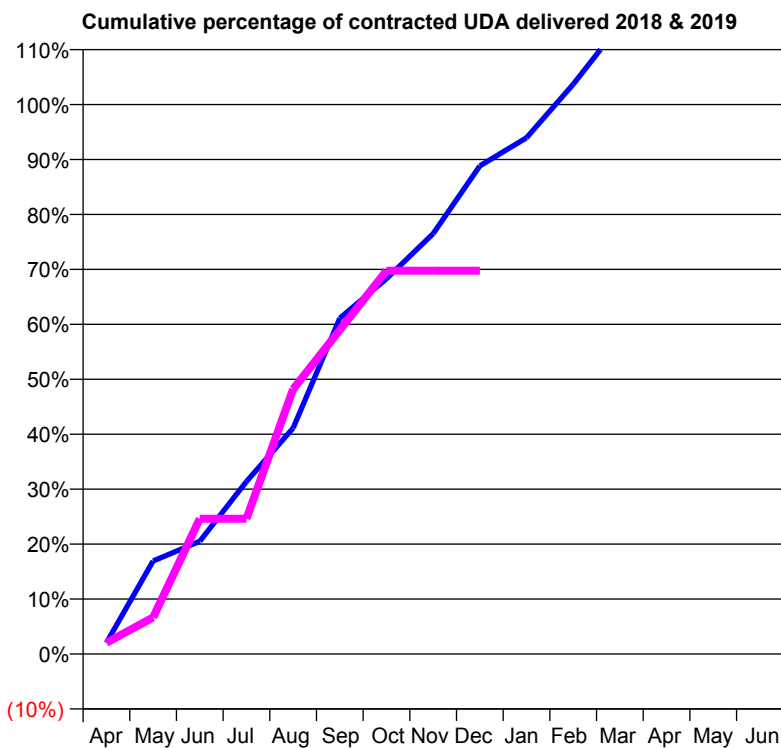
18/19 Contracted general activity (UDA)	195
Carry forward general activity (UDA)	-4
18/19 Contracted orthodontic activity (UOA)	0
Carry forward orthodontic activity (UOA)	0
Baseline contract value	£3,612.56

ACCESS*

Patients seen in 24 months	Total	Change since previous quarter
Quarter ending December 2017	163	
Quarter ending March 2018	173	↑
Quarter ending June 2018	178	↑
Quarter ending September 2018	173	↓
Quarter ending December 2018	167	↓
Variance since December 2017	2.5%	↑



ACTIVITY



Adjusted Scheduled Activity (UDA)		
Month	2018	2019
April	4	4
May	33	13
June	40	48
July	61	48
August	80	94
September	119	115
October	133	136
November	149	136
December	173	136
January	183	
February	202	
March	223	
April	266	
May	284	
June	284	

QUALITY

	Quantity	Base Number	Contract	AT	Region	England
% of FP17s for the same patient ID Re-attending within 3 months - Children	9	155	5.8%	10.2%	11.8%	11.8%
% of FP17s for the same patient ID Re-attending within 3 months - Adults	0	0	N/A	15.7%	16.7%	15.6%
% of FP17s for the same patient ID Re-attending between 3 & 9 months - Children	88	155	56.8%	48.3%	48.6%	58.8%
% of FP17s for the same patient ID Re-attending between 3 & 9 months - Adults	0	0	N/A	38.5%	39.1%	51.0%
% of FP17s for Band 1 Urgent Courses	0	107	0.0%	11.0%	10.6%	9.0%
% of FP17s Relating to Free Repair or Replacements	0	107	0.0%	0.5%	0.5%	0.8%
% of FP17s Relating to Continuations	0	107	0.0%	0.5%	0.7%	0.9%
% of Patients satisfied with the dentistry they have received	0	0	N/A	87.7%	90.2%	93.2%
% of Patients satisfied with the time they had to wait for an appointment	0	0	N/A	85.7%	85.0%	88.3%

* This is based on patients treated on this contract for their most recent course of treatment. Figures in italics indicate the base number of FP17s or Patient Questionnaire responses are less than 100. N/A is shown where the base number of responses is less than 10 during the period. % is calculated as Quantity/Base number*100

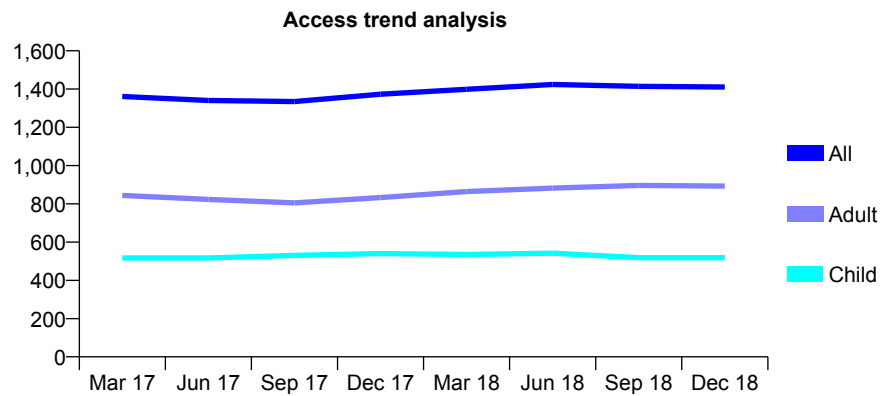
Q62 - Vital Signs At a Glance Contract Report for 250562/0001 - December 2018

Name or company name	MRS R KUNWARDIA
Contract type name	GDS Contract
Purpose of contract	General
Contract start date	01/04/2006
Contract end date	

18/19 Contracted general activity (UDA)	2,910
Carry forward general activity (UDA)	96
18/19 Contracted orthodontic activity (UOA)	0
Carry forward orthodontic activity (UOA)	0
Baseline contract value	£82,416.68

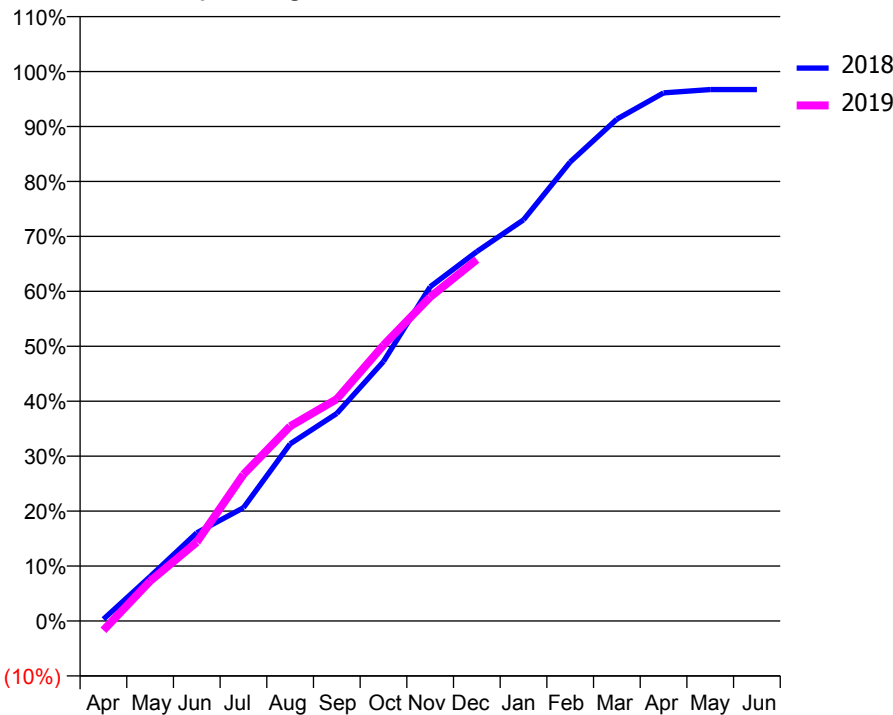
ACCESS*

Patients seen in 24 months	Total	Change since previous quarter
Quarter ending December 2017	1,373	
Quarter ending March 2018	1,399	→
Quarter ending June 2018	1,424	→
Quarter ending September 2018	1,414	→
Quarter ending December 2018	1,411	→
Variance since December 2017	2.8%	↑



ACTIVITY

Cumulative percentage of contracted UDA delivered 2018 & 2019



Month	Adjusted Scheduled Activity (UDA)	
	2018	2019
April	9	-50
May	236	211
June	467	418
July	600	776
August	938	1,032
September	1,099	1,175
October	1,375	1,460
November	1,770	1,716
December	1,956	1,914
January	2,124	
February	2,431	
March	2,658	
April	2,797	
May	2,814	
June	2,814	

QUALITY

	Quantity	Base Number	Contract	AT	Region	England
% of FP17s for the same patient ID Re-attending within 3 months - Children	10	483	2.1%	10.2%	11.8%	11.8%
% of FP17s for the same patient ID Re-attending within 3 months - Adults	40	744	5.4%	15.7%	16.7%	15.6%
% of FP17s for the same patient ID Re-attending between 3 & 9 months - Children	302	483	62.5%	48.3%	48.6%	58.8%
% of FP17s for the same patient ID Re-attending between 3 & 9 months - Adults	361	744	48.5%	38.5%	39.1%	51.0%
% of FP17s for Band 1 Urgent Courses	92	1,140	8.1%	11.0%	10.6%	9.0%
% of FP17s Relating to Free Repair or Replacements	10	1,140	0.9%	0.5%	0.5%	0.8%
% of FP17s Relating to Continuations	1	1,140	0.1%	0.5%	0.7%	0.9%
% of Patients satisfied with the dentistry they have received	0	0	N/A	87.7%	90.2%	93.2%
% of Patients satisfied with the time they had to wait for an appointment	0	0	N/A	85.7%	85.0%	88.3%

* This is based on patients treated on this contract for their most recent course of treatment. Figures in italics indicate the base number of FP17s or Patient Questionnaire responses are less than 100. N/A is shown where the base number of responses is less than 10 during the period. % is calculated as Quantity/Base number*100

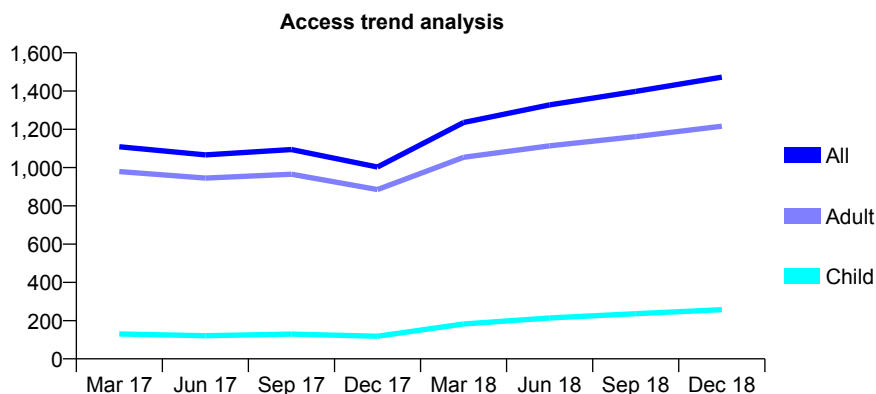
Q62 - Vital Signs At a Glance Contract Report for 251267/0001 - December 2018

Name or company name	MR HS MAUDUDI
Contract type name	GDS Contract
Purpose of contract	General
Contract start date	01/04/2006
Contract end date	

18/19 Contracted general activity (UDA)	4,500
Carry forward general activity (UDA)	44
18/19 Contracted orthodontic activity (UOA)	0
Carry forward orthodontic activity (UOA)	0
Baseline contract value	£114,390.00

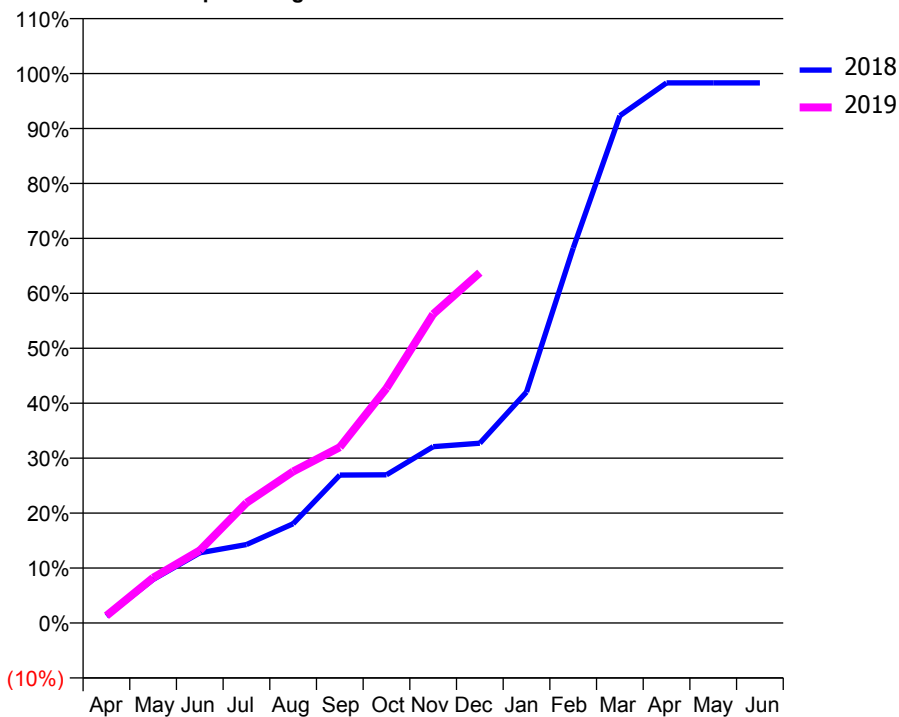
ACCESS*

Patients seen in 24 months	Total	Change since previous quarter
Quarter ending December 2017	1,003	
Quarter ending March 2018	1,236	↑
Quarter ending June 2018	1,328	↑
Quarter ending September 2018	1,398	↑
Quarter ending December 2018	1,473	↑
Variance since December 2017	46.9%	↑



ACTIVITY

Cumulative percentage of contracted UDA delivered 2018 & 2019



Month	Adjusted Scheduled Activity (UDA)	
	2018	2019
April	32	59
May	203	370
June	328	594
July	366	985
August	464	1,241
September	691	1,440
October	692	1,922
November	823	2,530
December	840	2,869
January	1,079	
February	1,751	
March	2,369	
April	2,522	
May	2,522	
June	2,522	

QUALITY

	Quantity	Base Number	Contract	AT	Region	England
% of FP17s for the same patient ID Re-attending within 3 months - Children	6	187	3.2%	10.2%	11.8%	11.8%
% of FP17s for the same patient ID Re-attending within 3 months - Adults	51	772	6.6%	15.7%	16.7%	15.6%
% of FP17s for the same patient ID Re-attending between 3 & 9 months - Children	26	187	13.9%	48.3%	48.6%	58.8%
% of FP17s for the same patient ID Re-attending between 3 & 9 months - Adults	132	772	17.1%	38.5%	39.1%	51.0%
% of FP17s for Band 1 Urgent Courses	107	914	11.7%	11.0%	10.6%	9.0%
% of FP17s Relating to Free Repair or Replacements	2	914	0.2%	0.5%	0.5%	0.8%
% of FP17s Relating to Continuations	2	914	0.2%	0.5%	0.7%	0.9%
% of Patients satisfied with the dentistry they have received	1	1	N/A	87.7%	90.2%	93.2%
% of Patients satisfied with the time they had to wait for an appointment	1	1	N/A	85.7%	85.0%	88.3%

* This is based on patients treated on this contract for their most recent course of treatment. Figures in italics indicate the base number of FP17s or Patient Questionnaire responses are less than 100. N/A is shown where the base number of responses is less than 10 during the period. % is calculated as Quantity/Base number*100

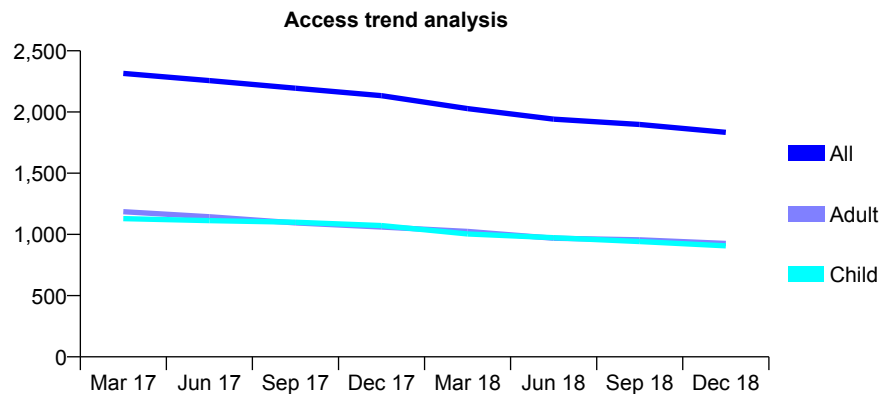
Q62 - Vital Signs At a Glance Contract Report for 251305/0001 - December 2018

Name or company name	MISS V IZADPANAHI
Contract type name	GDS Contract
Purpose of contract	General
Contract start date	01/04/2010
Contract end date	

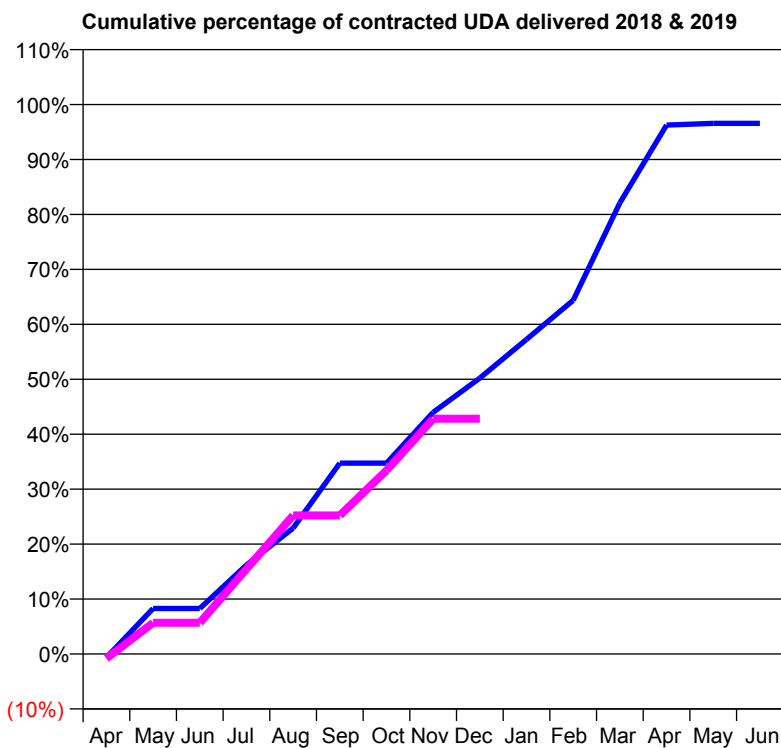
18/19 Contracted general activity (UDA)	7,829
Carry forward general activity (UDA)	268
18/19 Contracted orthodontic activity (UOA)	0
Carry forward orthodontic activity (UOA)	0
Baseline contract value	£225,178.74

ACCESS*

Patients seen in 24 months	Total	Change since previous quarter
Quarter ending December 2017	2,133	
Quarter ending March 2018	2,028	↓
Quarter ending June 2018	1,942	↓
Quarter ending September 2018	1,898	↓
Quarter ending December 2018	1,834	↓
Variance since December 2017	(14.0%)	↓



ACTIVITY



Adjusted Scheduled Activity (UDA)		
Month	2018	2019
April	-51	-66
May	649	446
June	649	446
July	1,269	1,211
August	1,795	1,975
September	2,719	1,975
October	2,719	2,615
November	3,444	3,352
December	3,932	3,352
January	4,482	
February	5,040	
March	6,428	
April	7,536	
May	7,561	
June	7,561	

QUALITY

	Quantity	Base Number	Contract	AT	Region	England
% of FP17s for the same patient ID Re-attending within 3 months - Children	31	628	4.9%	10.2%	11.8%	11.8%
% of FP17s for the same patient ID Re-attending within 3 months - Adults	71	622	11.4%	15.7%	16.7%	15.6%
% of FP17s for the same patient ID Re-attending between 3 & 9 months - Children	324	628	51.6%	48.3%	48.6%	58.8%
% of FP17s for the same patient ID Re-attending between 3 & 9 months - Adults	270	622	43.4%	38.5%	39.1%	51.0%
% of FP17s for Band 1 Urgent Courses	106	1,101	9.6%	11.0%	10.6%	9.0%
% of FP17s Relating to Free Repair or Replacements	1	1,101	0.1%	0.5%	0.5%	0.8%
% of FP17s Relating to Continuations	1	1,101	0.1%	0.5%	0.7%	0.9%
% of Patients satisfied with the dentistry they have received	1	1	N/A	87.7%	90.2%	93.2%
% of Patients satisfied with the time they had to wait for an appointment	1	1	N/A	85.7%	85.0%	88.3%

* This is based on patients treated on this contract for their most recent course of treatment. Figures in italics indicate the base number of FP17s or Patient Questionnaire responses are less than 100. N/A is shown where the base number of responses is less than 10 during the period. % is calculated as Quantity/Base number*100

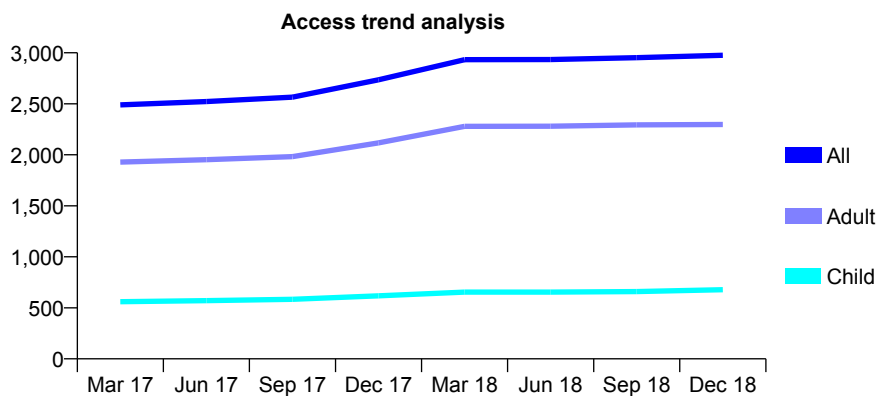
Q62 - Vital Signs At a Glance Contract Report for 254231/0001 - December 2018

Name or company name	MR SH PEZESHKI
Contract type name	GDS Contract
Purpose of contract	General
Contract start date	04/01/2010
Contract end date	

18/19 Contracted general activity (UDA)	8,200
Carry forward general activity (UDA)	-21
18/19 Contracted orthodontic activity (UOA)	0
Carry forward orthodontic activity (UOA)	0
Baseline contract value	£234,448.96

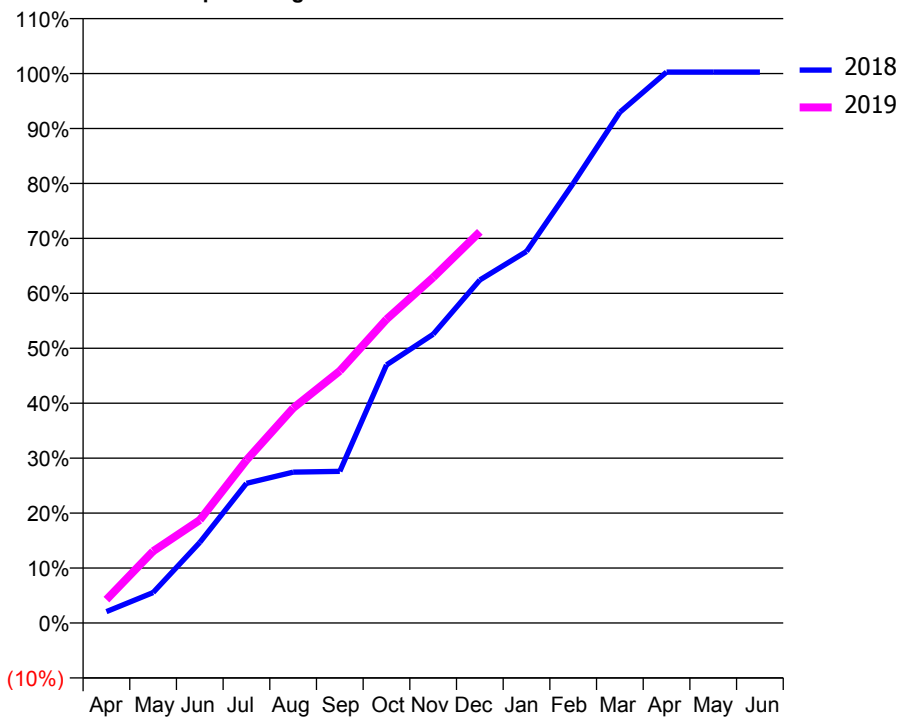
ACCESS*

Patients seen in 24 months	Total	Change since previous quarter
Quarter ending December 2017	2,735	
Quarter ending March 2018	2,933	↑
Quarter ending June 2018	2,934	→
Quarter ending September 2018	2,952	→
Quarter ending December 2018	2,976	→
Variance since December 2017	8.8%	↑



ACTIVITY

Cumulative percentage of contracted UDA delivered 2018 & 2019



Month	Adjusted Scheduled Activity (UDA)	
	2018	2019
April	171	350
May	454	1,071
June	1,202	1,537
July	2,085	2,432
August	2,251	3,206
September	2,264	3,761
October	3,851	4,532
November	4,309	5,156
December	5,118	5,838
January	5,546	
February	6,559	
March	7,622	
April	8,221	
May	8,221	
June	8,221	

QUALITY

	Quantity	Base Number	Contract	AT	Region	England
% of FP17s for the same patient ID Re-attending within 3 months - Children	53	512	10.4%	10.2%	11.8%	11.8%
% of FP17s for the same patient ID Re-attending within 3 months - Adults	274	1,646	16.6%	15.7%	16.7%	15.6%
% of FP17s for the same patient ID Re-attending between 3 & 9 months - Children	188	512	36.7%	48.3%	48.6%	58.8%
% of FP17s for the same patient ID Re-attending between 3 & 9 months - Adults	554	1,646	33.7%	38.5%	39.1%	51.0%
% of FP17s for Band 1 Urgent Courses	300	2,017	14.9%	11.0%	10.6%	9.0%
% of FP17s Relating to Free Repair or Replacements	7	2,017	0.3%	0.5%	0.5%	0.8%
% of FP17s Relating to Continuations	33	2,017	1.6%	0.5%	0.7%	0.9%
% of Patients satisfied with the dentistry they have received	1	1	N/A	87.7%	90.2%	93.2%
% of Patients satisfied with the time they had to wait for an appointment	1	1	N/A	85.7%	85.0%	88.3%

* This is based on patients treated on this contract for their most recent course of treatment. Figures in italics indicate the base number of FP17s or Patient Questionnaire responses are less than 100. N/A is shown where the base number of responses is less than 10 during the period. % is calculated as Quantity/Base number*100

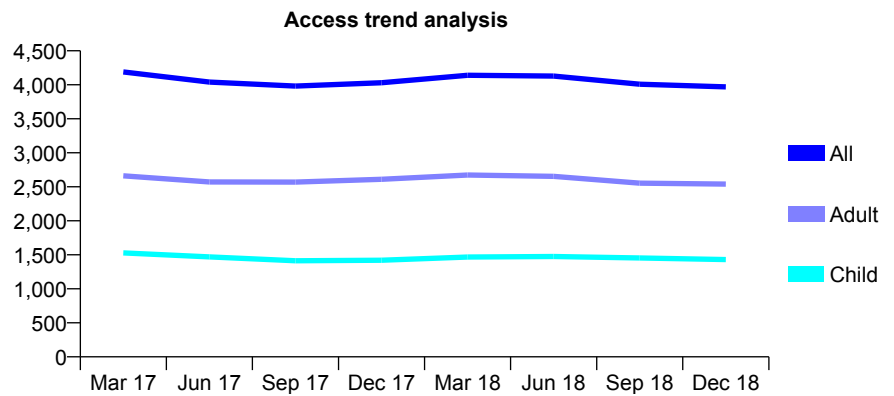
Q62 - Vital Signs At a Glance Contract Report for 261416/0001 - December 2018

Name or company name	MR JS JEER
Contract type name	GDS Contract
Purpose of contract	General
Contract start date	01/04/2006
Contract end date	

18/19 Contracted general activity (UDA)	11,840
Carry forward general activity (UDA)	0
18/19 Contracted orthodontic activity (UOA)	0
Carry forward orthodontic activity (UOA)	0
Baseline contract value	£344,620.48

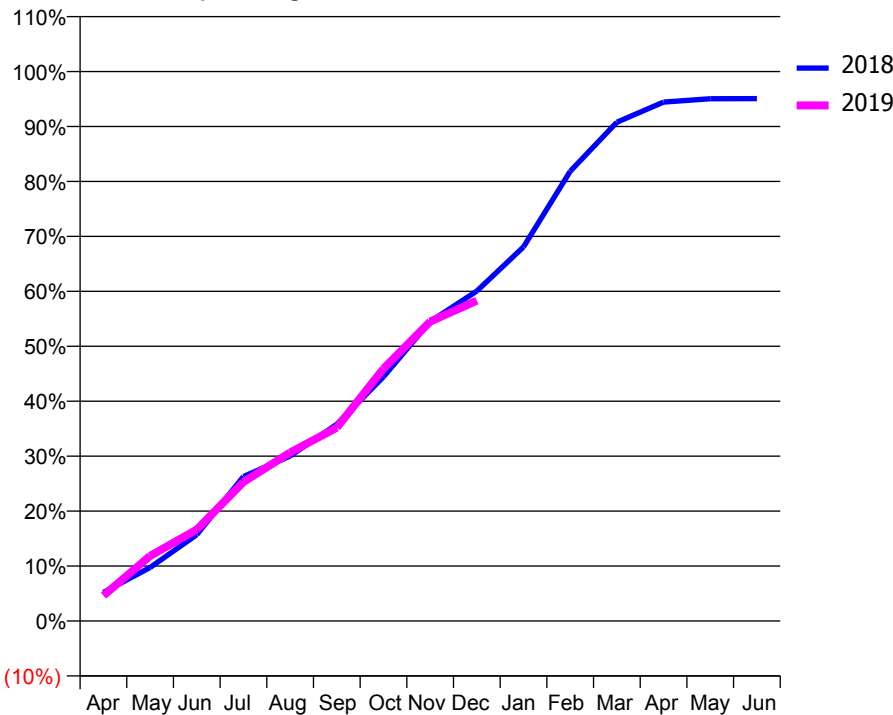
ACCESS*

Patients seen in 24 months	Total	Change since previous quarter
Quarter ending December 2017	4,030	
Quarter ending March 2018	4,140	↑
Quarter ending June 2018	4,129	→
Quarter ending September 2018	4,008	↓
Quarter ending December 2018	3,970	→
Variance since December 2017	(1.5%)	↓



ACTIVITY

Cumulative percentage of contracted UDA delivered 2018 & 2019



Month	Adjusted Scheduled Activity (UDA)	
	2018	2019
April	616	546
May	1,154	1,403
June	1,861	1,970
July	3,113	2,996
August	3,555	3,630
September	4,239	4,168
October	5,261	5,438
November	6,452	6,452
December	7,110	6,904
January	8,062	
February	9,690	
March	10,746	
April	11,181	
May	11,254	
June	11,255	

QUALITY

	Quantity	Base Number	Contract	AT	Region	England
% of FP17s for the same patient ID Re-attending within 3 months - Children	101	1,335	7.6%	10.2%	11.8%	11.8%
% of FP17s for the same patient ID Re-attending within 3 months - Adults	369	2,107	17.5%	15.7%	16.7%	15.6%
% of FP17s for the same patient ID Re-attending between 3 & 9 months - Children	758	1,335	56.8%	48.3%	48.6%	58.8%
% of FP17s for the same patient ID Re-attending between 3 & 9 months - Adults	935	2,107	44.4%	38.5%	39.1%	51.0%
% of FP17s for Band 1 Urgent Courses	408	3,265	12.5%	11.0%	10.6%	9.0%
% of FP17s Relating to Free Repair or Replacements	37	3,265	1.1%	0.5%	0.5%	0.8%
% of FP17s Relating to Continuations	3	3,265	0.1%	0.5%	0.7%	0.9%
% of Patients satisfied with the dentistry they have received	2	2	N/A	87.7%	90.2%	93.2%
% of Patients satisfied with the time they had to wait for an appointment	2	2	N/A	85.7%	85.0%	88.3%

* This is based on patients treated on this contract for their most recent course of treatment. Figures in italics indicate the base number of FP17s or Patient Questionnaire responses are less than 100. N/A is shown where the base number of responses is less than 10 during the period. % is calculated as Quantity/Base number*100

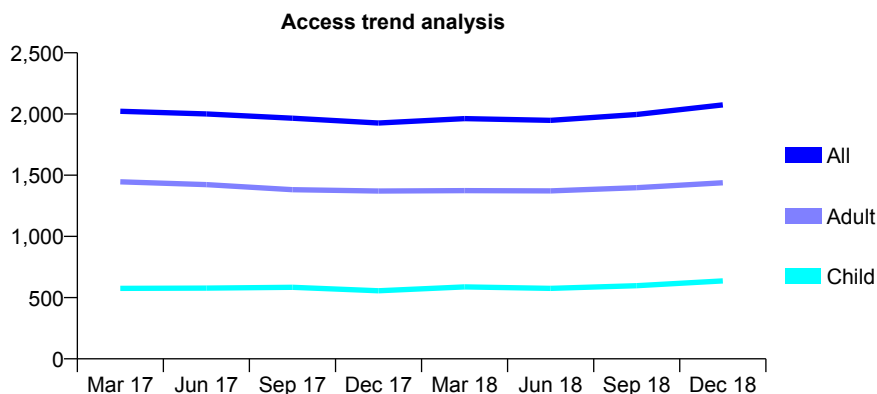
Q62 - Vital Signs At a Glance Contract Report for 262455/0001 - December 2018

Name or company name	Mr Chirag Shah
Contract type name	GDS Contract
Purpose of contract	General
Contract start date	01/04/2006
Contract end date	

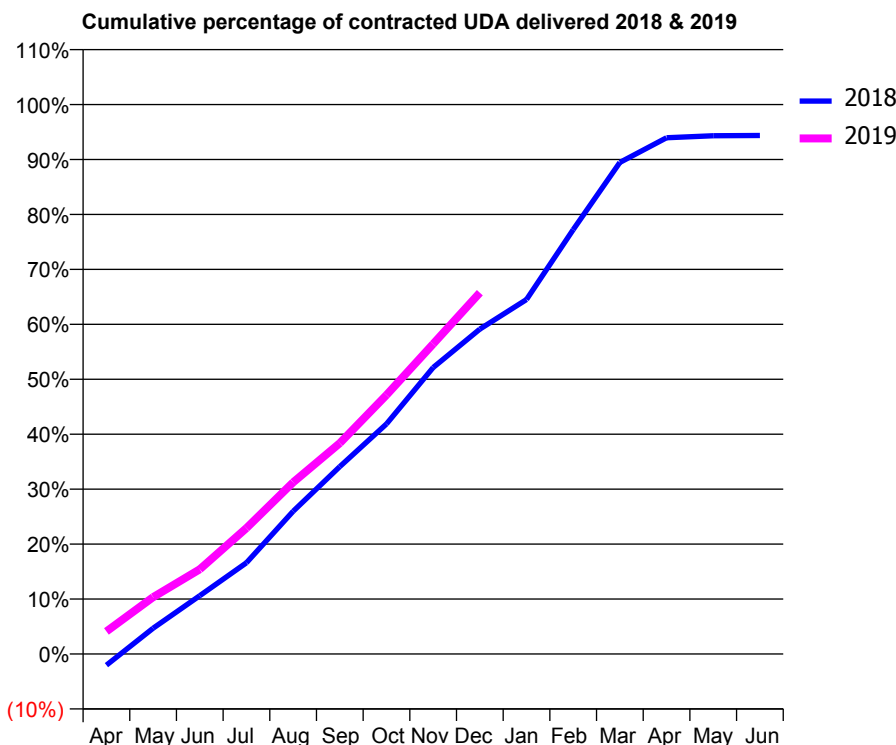
18/19 Contracted general activity (UDA)	7,433
Carry forward general activity (UDA)	0
18/19 Contracted orthodontic activity (UOA)	0
Carry forward orthodontic activity (UOA)	0
Baseline contract value	£190,983.08

ACCESS*

Patients seen in 24 months	Total	Change since previous quarter
Quarter ending December 2017	1,927	
Quarter ending March 2018	1,962	→
Quarter ending June 2018	1,948	→
Quarter ending September 2018	1,996	↑
Quarter ending December 2018	2,075	↑
Variance since December 2017	7.7%	↑



ACTIVITY



Month	Adjusted Scheduled Activity (UDA)	
	2018	2019
April	-152	306
May	349	770
June	789	1,146
July	1,234	1,703
August	1,931	2,322
September	2,536	2,852
October	3,113	3,503
November	3,875	4,195
December	4,395	4,888
January	4,796	
February	5,740	
March	6,650	
April	6,982	
May	7,010	
June	7,013	

QUALITY

	Quantity	Base Number	Contract	AT	Region	England
% of FP17s for the same patient ID Re-attending within 3 months - Children	32	536	6.0%	10.2%	11.8%	11.8%
% of FP17s for the same patient ID Re-attending within 3 months - Adults	78	999	7.8%	15.7%	16.7%	15.6%
% of FP17s for the same patient ID Re-attending between 3 & 9 months - Children	171	536	31.9%	48.3%	48.6%	58.8%
% of FP17s for the same patient ID Re-attending between 3 & 9 months - Adults	263	999	26.3%	38.5%	39.1%	51.0%
% of FP17s for Band 1 Urgent Courses	50	1,452	3.4%	11.0%	10.6%	9.0%
% of FP17s Relating to Free Repair or Replacements	6	1,452	0.4%	0.5%	0.5%	0.8%
% of FP17s Relating to Continuations	10	1,452	0.7%	0.5%	0.7%	0.9%
% of Patients satisfied with the dentistry they have received	0	0	N/A	87.7%	90.2%	93.2%
% of Patients satisfied with the time they had to wait for an appointment	0	0	N/A	85.7%	85.0%	88.3%

* This is based on patients treated on this contract for their most recent course of treatment. Figures in italics indicate the base number of FP17s or Patient Questionnaire responses are less than 100. N/A is shown where the base number of responses is less than 10 during the period. % is calculated as Quantity/Base number*100

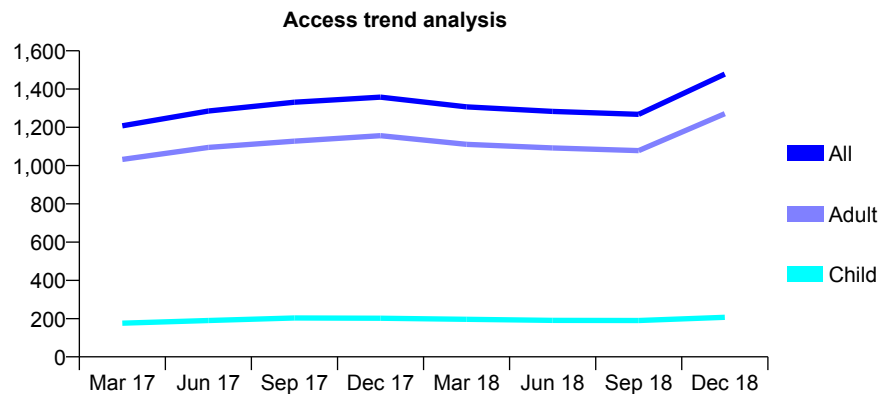
Q62 - Vital Signs At a Glance Contract Report for 263729/0001 - December 2018

Name or company name	Bond Dental
Contract type name	GDS Contract
Purpose of contract	General
Contract start date	01/04/2006
Contract end date	

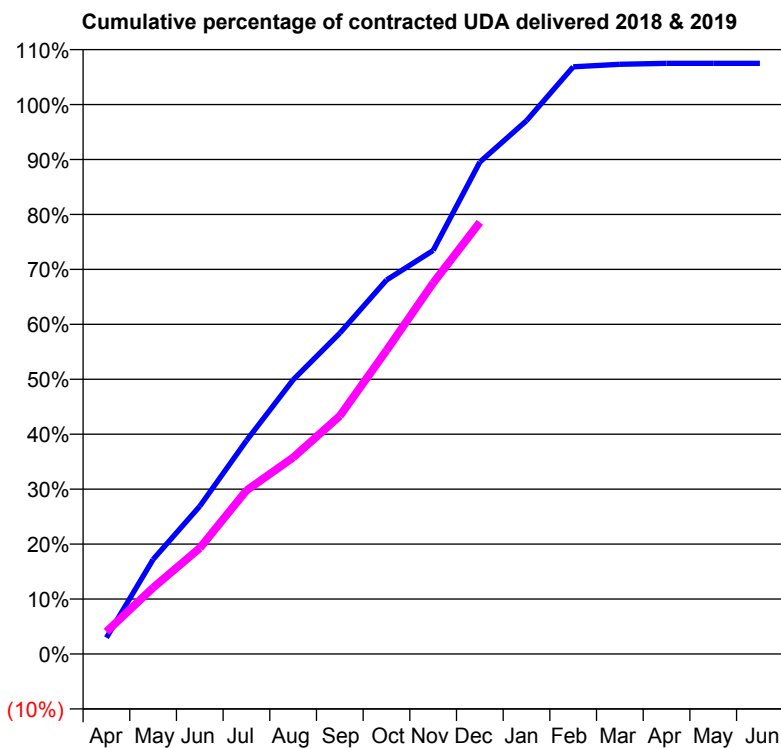
18/19 Contracted general activity (UDA)	3,178
Carry forward general activity (UDA)	-64
18/19 Contracted orthodontic activity (UOA)	0
Carry forward orthodontic activity (UOA)	0
Baseline contract value	£114,760.19

ACCESS*

Patients seen in 24 months	Total	Change since previous quarter
Quarter ending December 2017	1,358	
Quarter ending March 2018	1,307	↓
Quarter ending June 2018	1,283	↓
Quarter ending September 2018	1,268	↓
Quarter ending December 2018	1,478	↑
Variance since December 2017	8.8%	↑



ACTIVITY



Month	Adjusted Scheduled Activity (UDA)	
	2018	2019
April	95	129
May	547	384
June	855	613
July	1,234	946
August	1,586	1,136
September	1,856	1,377
October	2,163	1,756
November	2,334	2,146
December	2,845	2,496
January	3,085	
February	3,396	
March	3,410	
April	3,416	
May	3,416	
June	3,416	

QUALITY

	Quantity	Base Number	Contract	AT	Region	England
% of FP17s for the same patient ID Re-attending within 3 months - Children	12	123	9.8%	10.2%	11.8%	11.8%
% of FP17s for the same patient ID Re-attending within 3 months - Adults	53	784	6.8%	15.7%	16.7%	15.6%
% of FP17s for the same patient ID Re-attending between 3 & 9 months - Children	22	123	17.9%	48.3%	48.6%	58.8%
% of FP17s for the same patient ID Re-attending between 3 & 9 months - Adults	129	784	16.5%	38.5%	39.1%	51.0%
% of FP17s for Band 1 Urgent Courses	124	903	13.7%	11.0%	10.6%	9.0%
% of FP17s Relating to Free Repair or Replacements	6	903	0.7%	0.5%	0.5%	0.8%
% of FP17s Relating to Continuations	1	903	0.1%	0.5%	0.7%	0.9%
% of Patients satisfied with the dentistry they have received	0	0	N/A	87.7%	90.2%	93.2%
% of Patients satisfied with the time they had to wait for an appointment	0	0	N/A	85.7%	85.0%	88.3%

* This is based on patients treated on this contract for their most recent course of treatment. Figures in italics indicate the base number of FP17s or Patient Questionnaire responses are less than 100. N/A is shown where the base number of responses is less than 10 during the period. % is calculated as Quantity/Base number*100

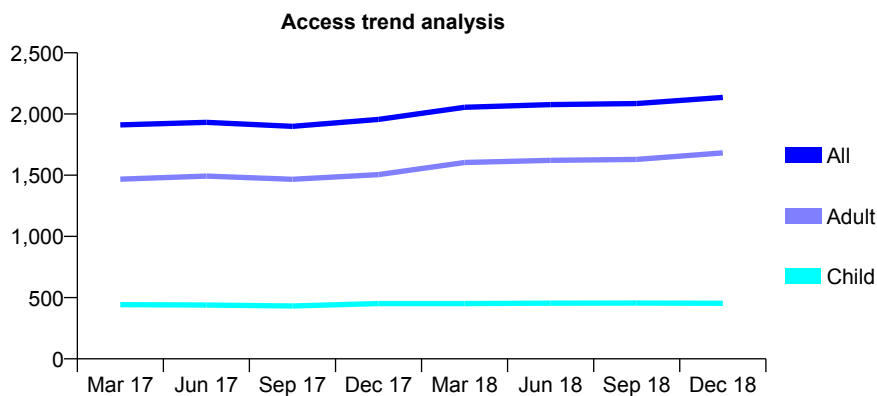
Q62 - Vital Signs At a Glance Contract Report for 263974/0001 - December 2018

Name or company name	MR A PATEL
Contract type name	GDS Contract
Purpose of contract	General
Contract start date	01/04/2006
Contract end date	

18/19 Contracted general activity (UDA)	7,011
Carry forward general activity (UDA)	31
18/19 Contracted orthodontic activity (UOA)	0
Carry forward orthodontic activity (UOA)	0
Baseline contract value	£211,658.18

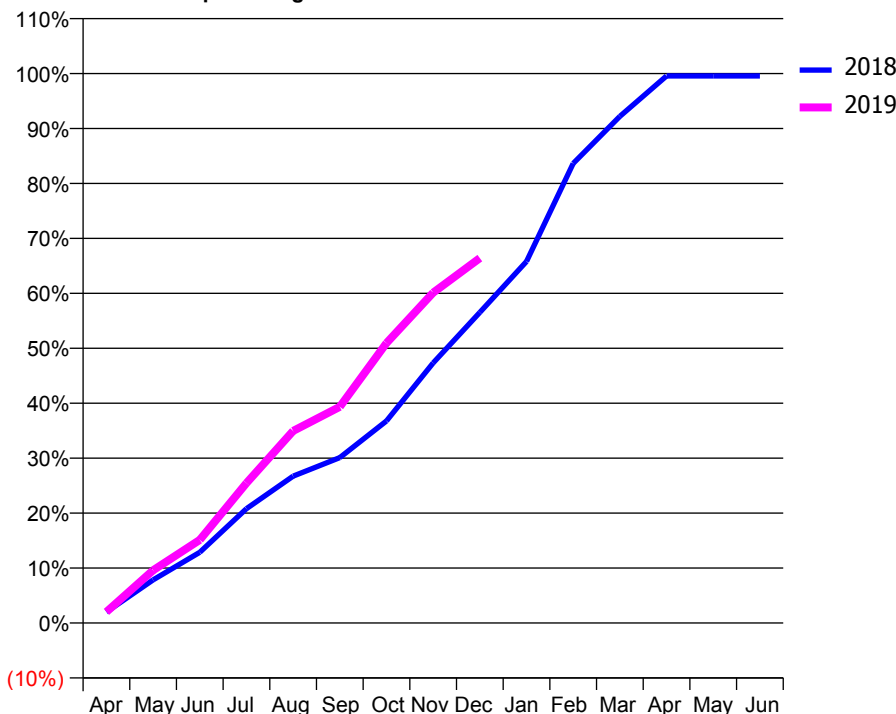
ACCESS*

Patients seen in 24 months	Total	Change since previous quarter
Quarter ending December 2017	1,956	
Quarter ending March 2018	2,055	↑
Quarter ending June 2018	2,077	→
Quarter ending September 2018	2,085	→
Quarter ending December 2018	2,136	↑
Variance since December 2017	9.2%	↑



ACTIVITY

Cumulative percentage of contracted UDA delivered 2018 & 2019



Month	Adjusted Scheduled Activity (UDA)	
	2018	2019
April	141	142
May	551	673
June	903	1,061
July	1,459	1,786
August	1,875	2,452
September	2,110	2,758
October	2,579	3,571
November	3,318	4,216
December	3,963	4,655
January	4,614	
February	5,864	
March	6,465	
April	6,980	
May	6,980	
June	6,980	

QUALITY

	Quantity	Base Number	Contract	AT	Region	England
% of FP17s for the same patient ID Re-attending within 3 months - Children	31	331	9.4%	10.2%	11.8%	11.8%
% of FP17s for the same patient ID Re-attending within 3 months - Adults	215	1,255	17.1%	15.7%	16.7%	15.6%
% of FP17s for the same patient ID Re-attending between 3 & 9 months - Children	113	331	34.1%	48.3%	48.6%	58.8%
% of FP17s for the same patient ID Re-attending between 3 & 9 months - Adults	389	1,255	31.0%	38.5%	39.1%	51.0%
% of FP17s for Band 1 Urgent Courses	111	1,257	8.8%	11.0%	10.6%	9.0%
% of FP17s Relating to Free Repair or Replacements	11	1,257	0.9%	0.5%	0.5%	0.8%
% of FP17s Relating to Continuations	8	1,257	0.6%	0.5%	0.7%	0.9%
% of Patients satisfied with the dentistry they have received	0	0	N/A	87.7%	90.2%	93.2%
% of Patients satisfied with the time they had to wait for an appointment	0	0	N/A	85.7%	85.0%	88.3%

* This is based on patients treated on this contract for their most recent course of treatment. Figures in italics indicate the base number of FP17s or Patient Questionnaire responses are less than 100. N/A is shown where the base number of responses is less than 10 during the period. % is calculated as Quantity/Base number*100

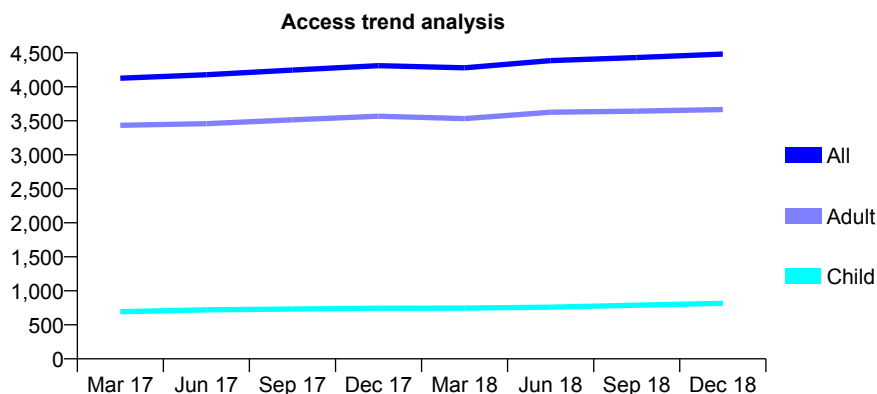
Q62 - Vital Signs At a Glance Contract Report for 271004/0001 - December 2018

Name or company name	80 Kensington Dental Clinic
Contract type name	GDS Contract
Purpose of contract	General
Contract start date	18/12/2006
Contract end date	

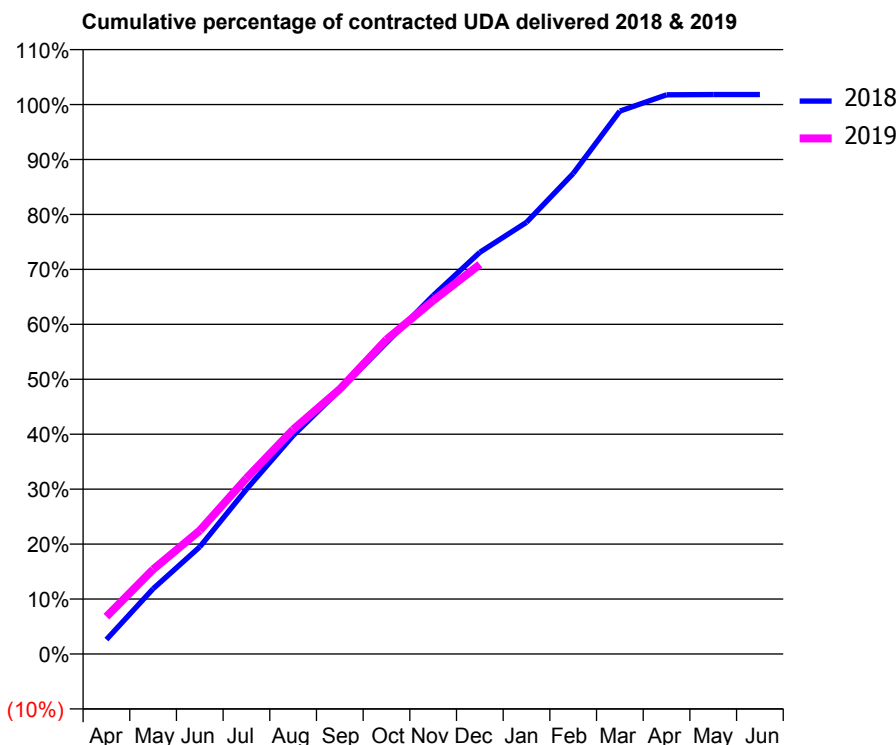
18/19 Contracted general activity (UDA)	16,794
Carry forward general activity (UDA)	-306
18/19 Contracted orthodontic activity (UOA)	0
Carry forward orthodontic activity (UOA)	0
Baseline contract value	£504,353.16

ACCESS*

Patients seen in 24 months	Total	Change since previous quarter
Quarter ending December 2017	4,311	
Quarter ending March 2018	4,279	→
Quarter ending June 2018	4,385	↑
Quarter ending September 2018	4,431	→
Quarter ending December 2018	4,482	→
Variance since December 2017	4.0%	↑



ACTIVITY



Month	Adjusted Scheduled Activity (UDA)	
	2018	2019
April	441	1,144
May	1,994	2,588
June	3,273	3,775
July	5,035	5,374
August	6,678	6,859
September	8,072	8,096
October	9,515	9,611
November	10,958	10,800
December	12,276	11,905
January	13,194	
February	14,685	
March	16,593	
April	17,091	
May	17,100	
June	17,100	

QUALITY

	Quantity	Base Number	Contract	AT	Region	England
% of FP17s for the same patient ID Re-attending within 3 months - Children	92	722	12.7%	10.2%	11.8%	11.8%
% of FP17s for the same patient ID Re-attending within 3 months - Adults	679	2,932	23.2%	15.7%	16.7%	15.6%
% of FP17s for the same patient ID Re-attending between 3 & 9 months - Children	256	722	35.5%	48.3%	48.6%	58.8%
% of FP17s for the same patient ID Re-attending between 3 & 9 months - Adults	706	2,932	24.1%	38.5%	39.1%	51.0%
% of FP17s for Band 1 Urgent Courses	706	3,474	20.3%	11.0%	10.6%	9.0%
% of FP17s Relating to Free Repair or Replacements	12	3,474	0.3%	0.5%	0.5%	0.8%
% of FP17s Relating to Continuations	25	3,474	0.7%	0.5%	0.7%	0.9%
% of Patients satisfied with the dentistry they have received	0	2	N/A	87.7%	90.2%	93.2%
% of Patients satisfied with the time they had to wait for an appointment	2	2	N/A	85.7%	85.0%	88.3%

* This is based on patients treated on this contract for their most recent course of treatment. Figures in italics indicate the base number of FP17s or Patient Questionnaire responses are less than 100. N/A is shown where the base number of responses is less than 10 during the period. % is calculated as Quantity/Base number*100

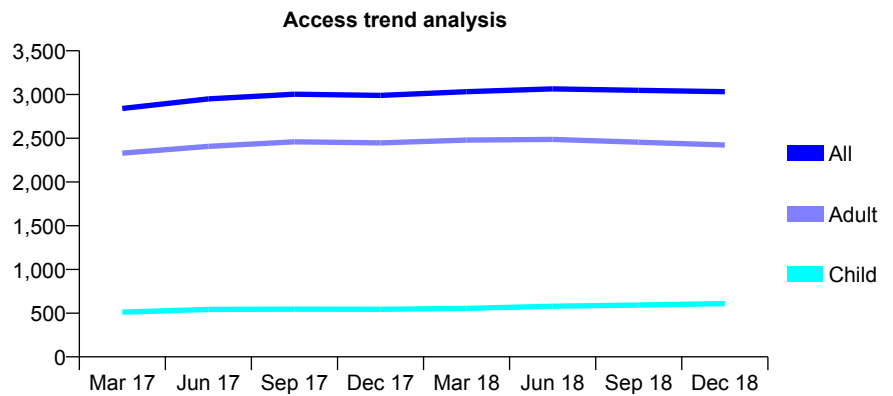
Q62 - Vital Signs At a Glance Contract Report for 271993/0001 - December 2018

Name or company name	MISS F GRAINGER
Contract type name	GDS Contract
Purpose of contract	General
Contract start date	22/06/2015
Contract end date	

18/19 Contracted general activity (UDA)	8,581
Carry forward general activity (UDA)	140
18/19 Contracted orthodontic activity (UOA)	0
Carry forward orthodontic activity (UOA)	0
Baseline contract value	£228,042.51

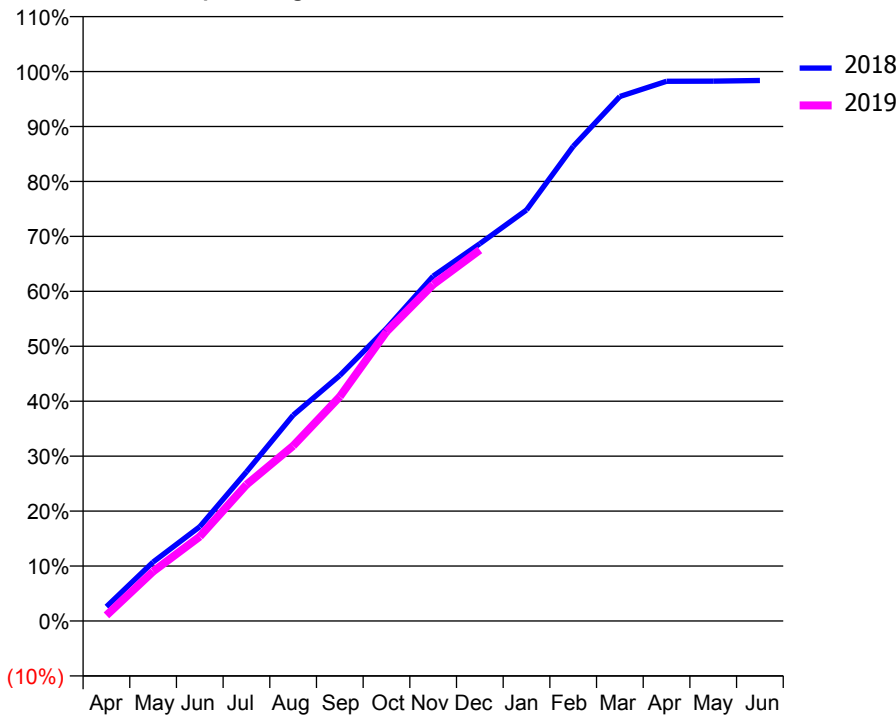
ACCESS*

Patients seen in 24 months	Total	Change since previous quarter
Quarter ending December 2017	2,990	
Quarter ending March 2018	3,033	→
Quarter ending June 2018	3,064	→
Quarter ending September 2018	3,048	→
Quarter ending December 2018	3,032	→
Variance since December 2017	1.4%	→



ACTIVITY

Cumulative percentage of contracted UDA delivered 2018 & 2019



Month	Adjusted Scheduled Activity (UDA)	
	2018	2019
April	223	89
May	921	774
June	1,474	1,319
July	2,329	2,130
August	3,213	2,736
September	3,834	3,503
October	4,569	4,518
November	5,387	5,254
December	5,891	5,795
January	6,420	
February	7,413	
March	8,190	
April	8,429	
May	8,430	
June	8,441	

QUALITY

	Quantity	Base Number	Contract	AT	Region	England
% of FP17s for the same patient ID Re-attending within 3 months - Children	43	551	7.8%	10.2%	11.8%	11.8%
% of FP17s for the same patient ID Re-attending within 3 months - Adults	239	1,936	12.3%	15.7%	16.7%	15.6%
% of FP17s for the same patient ID Re-attending between 3 & 9 months - Children	249	551	45.2%	48.3%	48.6%	58.8%
% of FP17s for the same patient ID Re-attending between 3 & 9 months - Adults	691	1,936	35.7%	38.5%	39.1%	51.0%
% of FP17s for Band 1 Urgent Courses	174	2,402	7.2%	11.0%	10.6%	9.0%
% of FP17s Relating to Free Repair or Replacements	47	2,402	2.0%	0.5%	0.5%	0.8%
% of FP17s Relating to Continuations	40	2,402	1.7%	0.5%	0.7%	0.9%
% of Patients satisfied with the dentistry they have received	0	0	N/A	87.7%	90.2%	93.2%
% of Patients satisfied with the time they had to wait for an appointment	0	0	N/A	85.7%	85.0%	88.3%

* This is based on patients treated on this contract for their most recent course of treatment. Figures in italics indicate the base number of FP17s or Patient Questionnaire responses are less than 100. N/A is shown where the base number of responses is less than 10 during the period. % is calculated as Quantity/Base number*100

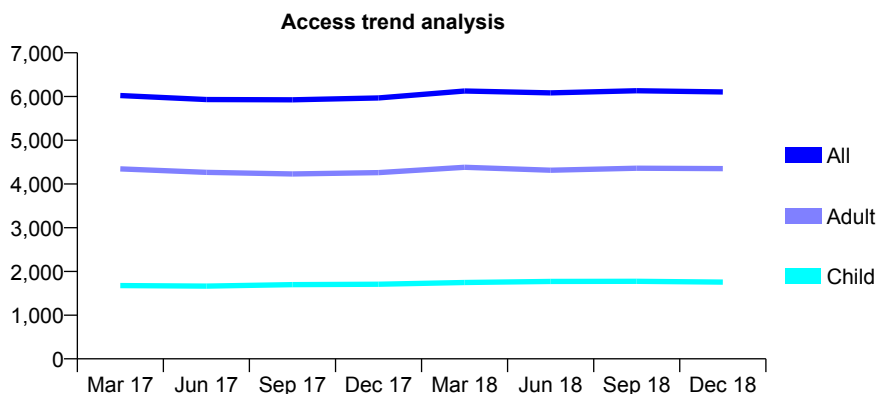
Q62 - Vital Signs At a Glance Contract Report for 273082/0001 - December 2018

Name or company name	MISS DL HUART
Contract type name	GDS Contract
Purpose of contract	General
Contract start date	13/12/2007
Contract end date	

18/19 Contracted general activity (UDA)	19,180
Carry forward general activity (UDA)	-39
18/19 Contracted orthodontic activity (UOA)	0
Carry forward orthodontic activity (UOA)	0
Baseline contract value	£488,142.52

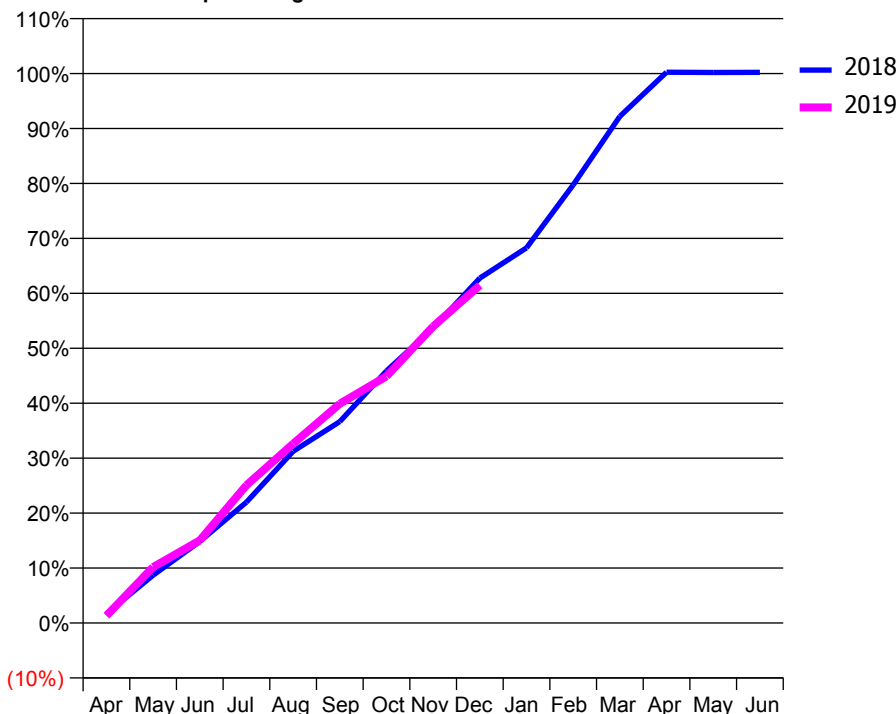
ACCESS*

Patients seen in 24 months	Total	Change since previous quarter
Quarter ending December 2017	5,969	
Quarter ending March 2018	6,127	↑
Quarter ending June 2018	6,084	→
Quarter ending September 2018	6,132	→
Quarter ending December 2018	6,106	→
Variance since December 2017	2.3%	↑



ACTIVITY

Cumulative percentage of contracted UDA delivered 2018 & 2019



Month	Adjusted Scheduled Activity (UDA)	
	2018	2019
April	330	254
May	1,668	1,950
June	2,844	2,885
July	4,218	4,812
August	5,994	6,259
September	7,030	7,653
October	8,800	8,612
November	10,298	10,353
December	12,039	11,787
January	13,094	
February	15,292	
March	17,684	
April	19,223	
May	19,218	
June	19,219	

QUALITY

	Quantity	Base Number	Contract	AT	Region	England
% of FP17s for the same patient ID Re-attending within 3 months - Children	144	1,652	8.7%	10.2%	11.8%	11.8%
% of FP17s for the same patient ID Re-attending within 3 months - Adults	536	3,726	14.4%	15.7%	16.7%	15.6%
% of FP17s for the same patient ID Re-attending between 3 & 9 months - Children	868	1,652	52.5%	48.3%	48.6%	58.8%
% of FP17s for the same patient ID Re-attending between 3 & 9 months - Adults	1,694	3,726	45.5%	38.5%	39.1%	51.0%
% of FP17s for Band 1 Urgent Courses	352	4,941	7.1%	11.0%	10.6%	9.0%
% of FP17s Relating to Free Repair or Replacements	40	4,941	0.8%	0.5%	0.5%	0.8%
% of FP17s Relating to Continuations	17	4,941	0.3%	0.5%	0.7%	0.9%
% of Patients satisfied with the dentistry they have received	2	2	N/A	87.7%	90.2%	93.2%
% of Patients satisfied with the time they had to wait for an appointment	2	2	N/A	85.7%	85.0%	88.3%

* This is based on patients treated on this contract for their most recent course of treatment. Figures in italics indicate the base number of FP17s or Patient Questionnaire responses are less than 100. N/A is shown where the base number of responses is less than 10 during the period. % is calculated as Quantity/Base number*100

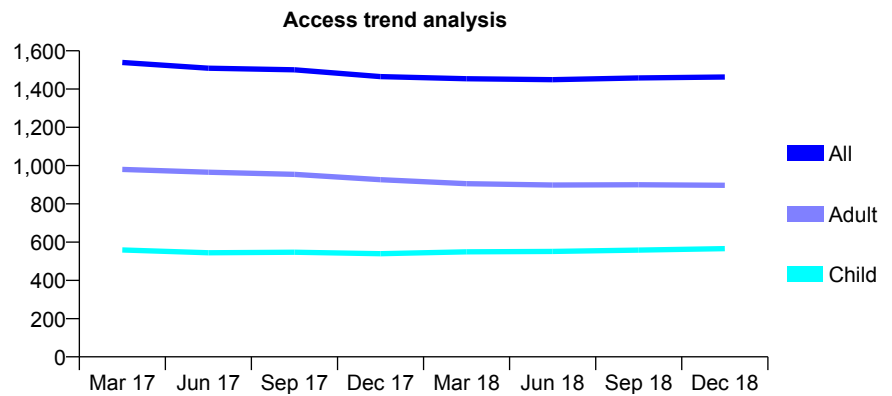
Q62 - Vital Signs At a Glance Contract Report for 273899/0001 - December 2018

Name or company name	MR A BECK
Contract type name	GDS Contract
Purpose of contract	General
Contract start date	01/04/2006
Contract end date	

18/19 Contracted general activity (UDA)	4,437
Carry forward general activity (UDA)	0
18/19 Contracted orthodontic activity (UOA)	0
Carry forward orthodontic activity (UOA)	0
Baseline contract value	£131,040.31

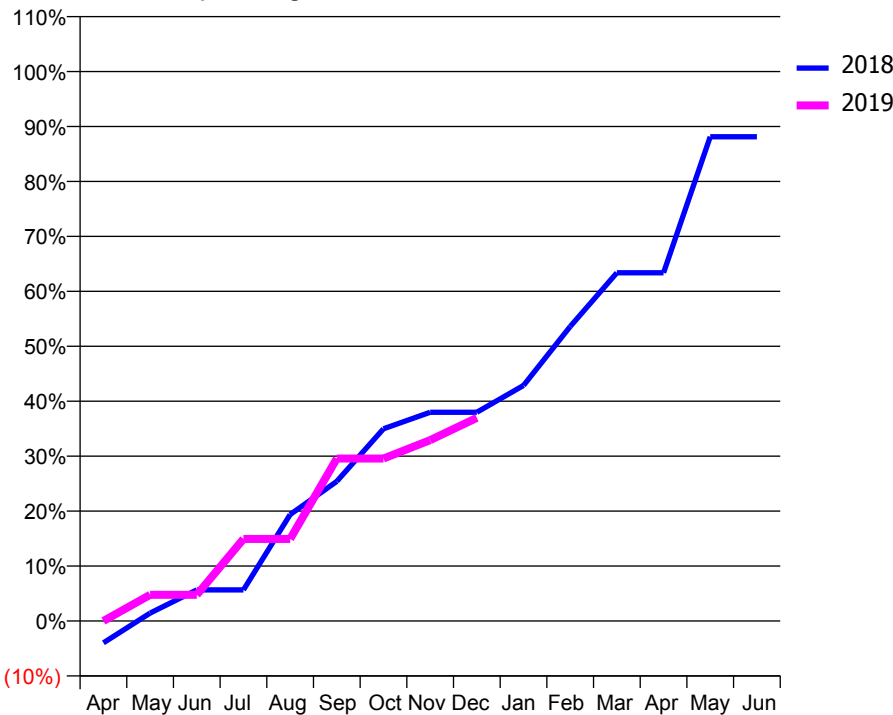
ACCESS*

Patients seen in 24 months	Total	Change since previous quarter
Quarter ending December 2017	1,465	
Quarter ending March 2018	1,454	→
Quarter ending June 2018	1,449	→
Quarter ending September 2018	1,458	→
Quarter ending December 2018	1,463	→
Variance since December 2017	(0.1%)	→



ACTIVITY

Cumulative percentage of contracted UDA delivered 2018 & 2019



Month	Adjusted Scheduled Activity (UDA)	
	2018	2019
April	-177	0
May	64	212
June	251	212
July	251	662
August	860	662
September	1,128	1,312
October	1,552	1,312
November	1,685	1,461
December	1,685	1,640
January	1,902	
February	2,378	
March	2,812	
April	2,812	
May	3,910	
June	3,910	

QUALITY

	Quantity	Base Number	Contract	AT	Region	England
% of FP17s for the same patient ID Re-attending within 3 months - Children	14	410	3.4%	10.2%	11.8%	11.8%
% of FP17s for the same patient ID Re-attending within 3 months - Adults	72	715	10.1%	15.7%	16.7%	15.6%
% of FP17s for the same patient ID Re-attending between 3 & 9 months - Children	224	410	54.6%	48.3%	48.6%	58.8%
% of FP17s for the same patient ID Re-attending between 3 & 9 months - Adults	363	715	50.8%	38.5%	39.1%	51.0%
% of FP17s for Band 1 Urgent Courses	69	845	8.2%	11.0%	10.6%	9.0%
% of FP17s Relating to Free Repair or Replacements	0	845	0.0%	0.5%	0.5%	0.8%
% of FP17s Relating to Continuations	1	845	0.1%	0.5%	0.7%	0.9%
% of Patients satisfied with the dentistry they have received	1	1	N/A	87.7%	90.2%	93.2%
% of Patients satisfied with the time they had to wait for an appointment	1	1	N/A	85.7%	85.0%	88.3%

* This is based on patients treated on this contract for their most recent course of treatment. Figures in italics indicate the base number of FP17s or Patient Questionnaire responses are less than 100. N/A is shown where the base number of responses is less than 10 during the period. % is calculated as Quantity/Base number*100

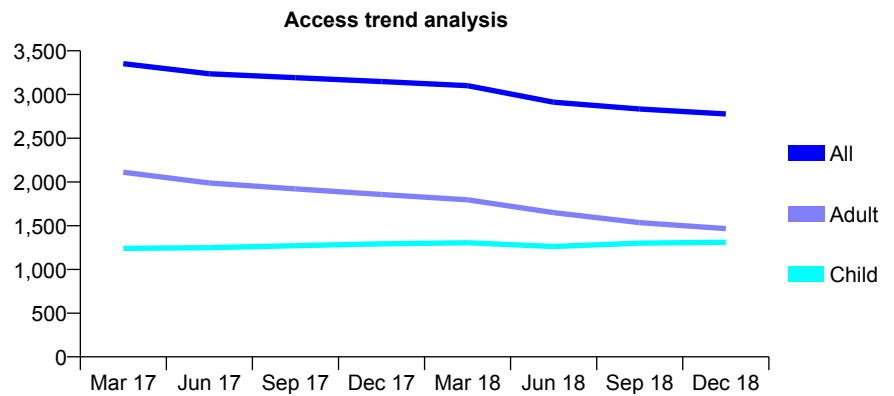
Q62 - Vital Signs At a Glance Contract Report for 277126/0001 - December 2018

Name or company name	Mr Tilak Patel
Contract type name	GDS Contract
Purpose of contract	General
Contract start date	10/04/2007
Contract end date	

18/19 Contracted general activity (UDA)	7,925
Carry forward general activity (UDA)	-108
18/19 Contracted orthodontic activity (UOA)	0
Carry forward orthodontic activity (UOA)	0
Baseline contract value	£206,951.21

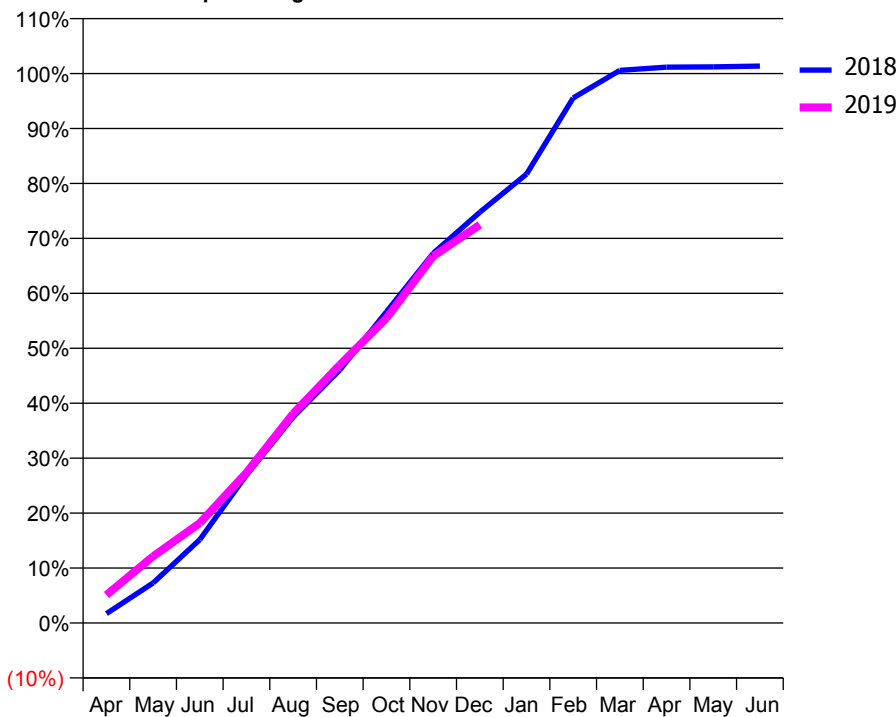
ACCESS*

Patients seen in 24 months	Total	Change since previous quarter
Quarter ending December 2017	3,149	
Quarter ending March 2018	3,101	↓
Quarter ending June 2018	2,912	↓
Quarter ending September 2018	2,835	↓
Quarter ending December 2018	2,778	↓
Variance since December 2017	(11.8%)	↓



ACTIVITY

Cumulative percentage of contracted UDA delivered 2018 & 2019



Month	Adjusted Scheduled Activity (UDA)	
	2018	2019
April	135	404
May	579	963
June	1,203	1,442
July	2,134	2,168
August	2,969	3,021
September	3,649	3,722
October	4,489	4,397
November	5,332	5,289
December	5,925	5,744
January	6,474	
February	7,572	
March	7,971	
April	8,017	
May	8,021	
June	8,033	

QUALITY

	Quantity	Base Number	Contract	AT	Region	England
% of FP17s for the same patient ID Re-attending within 3 months - Children	89	1,142	7.8%	10.2%	11.8%	11.8%
% of FP17s for the same patient ID Re-attending within 3 months - Adults	162	934	17.3%	15.7%	16.7%	15.6%
% of FP17s for the same patient ID Re-attending between 3 & 9 months - Children	401	1,142	35.1%	48.3%	48.6%	58.8%
% of FP17s for the same patient ID Re-attending between 3 & 9 months - Adults	271	934	29.0%	38.5%	39.1%	51.0%
% of FP17s for Band 1 Urgent Courses	235	2,047	11.5%	11.0%	10.6%	9.0%
% of FP17s Relating to Free Repair or Replacements	2	2,047	0.1%	0.5%	0.5%	0.8%
% of FP17s Relating to Continuations	0	2,047	0.0%	0.5%	0.7%	0.9%
% of Patients satisfied with the dentistry they have received	0	0	N/A	87.7%	90.2%	93.2%
% of Patients satisfied with the time they had to wait for an appointment	0	0	N/A	85.7%	85.0%	88.3%

* This is based on patients treated on this contract for their most recent course of treatment. Figures in italics indicate the base number of FP17s or Patient Questionnaire responses are less than 100. N/A is shown where the base number of responses is less than 10 during the period. % is calculated as Quantity/Base number*100

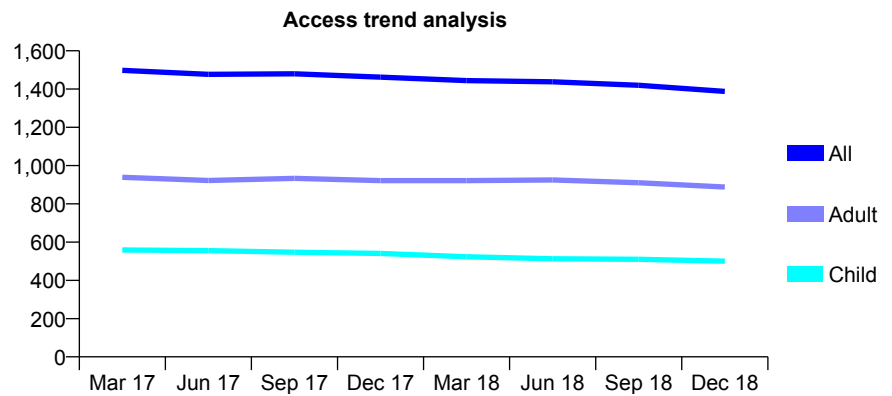
Q62 - Vital Signs At a Glance Contract Report for 279978/0001 - December 2018

Name or company name	MR AG PAUL
Contract type name	GDS Contract
Purpose of contract	General
Contract start date	01/02/2010
Contract end date	

18/19 Contracted general activity (UDA)	4,325
Carry forward general activity (UDA)	0
18/19 Contracted orthodontic activity (UOA)	0
Carry forward orthodontic activity (UOA)	0
Baseline contract value	£143,536.86

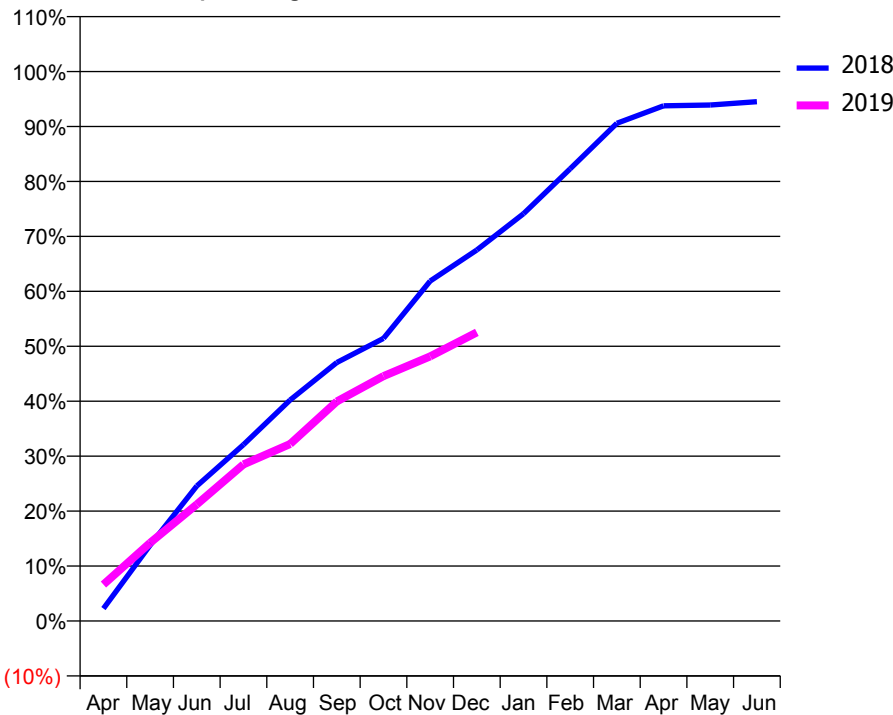
ACCESS*

Patients seen in 24 months	Total	Change since previous quarter
Quarter ending December 2017	1,462	
Quarter ending March 2018	1,444	↓
Quarter ending June 2018	1,438	→
Quarter ending September 2018	1,420	↓
Quarter ending December 2018	1,388	↓
Variance since December 2017	(5.1%)	↓



ACTIVITY

Cumulative percentage of contracted UDA delivered 2018 & 2019



Month	Adjusted Scheduled Activity (UDA)	
	2018	2019
April	99	287
May	597	615
June	1,062	918
July	1,388	1,233
August	1,739	1,393
September	2,035	1,728
October	2,224	1,927
November	2,676	2,083
December	2,920	2,272
January	3,206	
February	3,560	
March	3,917	
April	4,055	
May	4,061	
June	4,087	

QUALITY

	Quantity	Base Number	Contract	AT	Region	England
% of FP17s for the same patient ID Re-attending within 3 months - Children	36	594	6.1%	10.2%	11.8%	11.8%
% of FP17s for the same patient ID Re-attending within 3 months - Adults	61	696	8.8%	15.7%	16.7%	15.6%
% of FP17s for the same patient ID Re-attending between 3 & 9 months - Children	469	594	79.0%	48.3%	48.6%	58.8%
% of FP17s for the same patient ID Re-attending between 3 & 9 months - Adults	387	696	55.6%	38.5%	39.1%	51.0%
% of FP17s for Band 1 Urgent Courses	80	1,208	6.6%	11.0%	10.6%	9.0%
% of FP17s Relating to Free Repair or Replacements	6	1,208	0.5%	0.5%	0.5%	0.8%
% of FP17s Relating to Continuations	0	1,208	0.0%	0.5%	0.7%	0.9%
% of Patients satisfied with the dentistry they have received	0	0	N/A	87.7%	90.2%	93.2%
% of Patients satisfied with the time they had to wait for an appointment	0	0	N/A	85.7%	85.0%	88.3%

* This is based on patients treated on this contract for their most recent course of treatment. Figures in italics indicate the base number of FP17s or Patient Questionnaire responses are less than 100. N/A is shown where the base number of responses is less than 10 during the period. % is calculated as Quantity/Base number*100

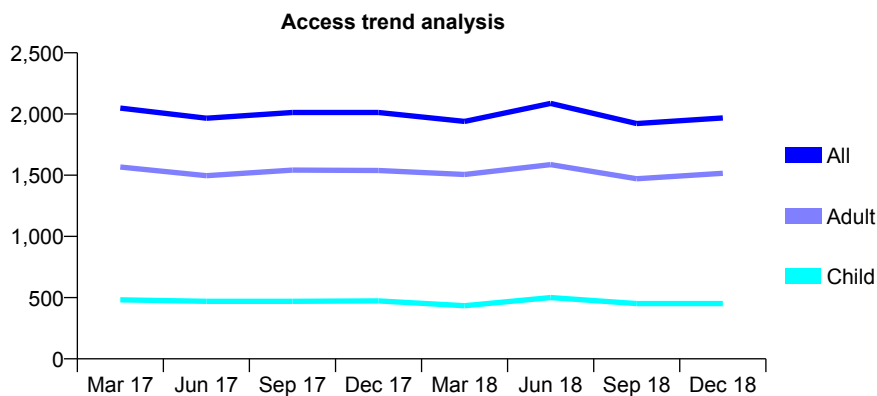
Q62 - Vital Signs At a Glance Contract Report for 283460/0001 - December 2018

Name or company name	MR S KAMYAB
Contract type name	GDS Contract
Purpose of contract	General
Contract start date	26/11/2007
Contract end date	

18/19 Contracted general activity (UDA)	8,675
Carry forward general activity (UDA)	398
18/19 Contracted orthodontic activity (UOA)	0
Carry forward orthodontic activity (UOA)	0
Baseline contract value	£230,480.08

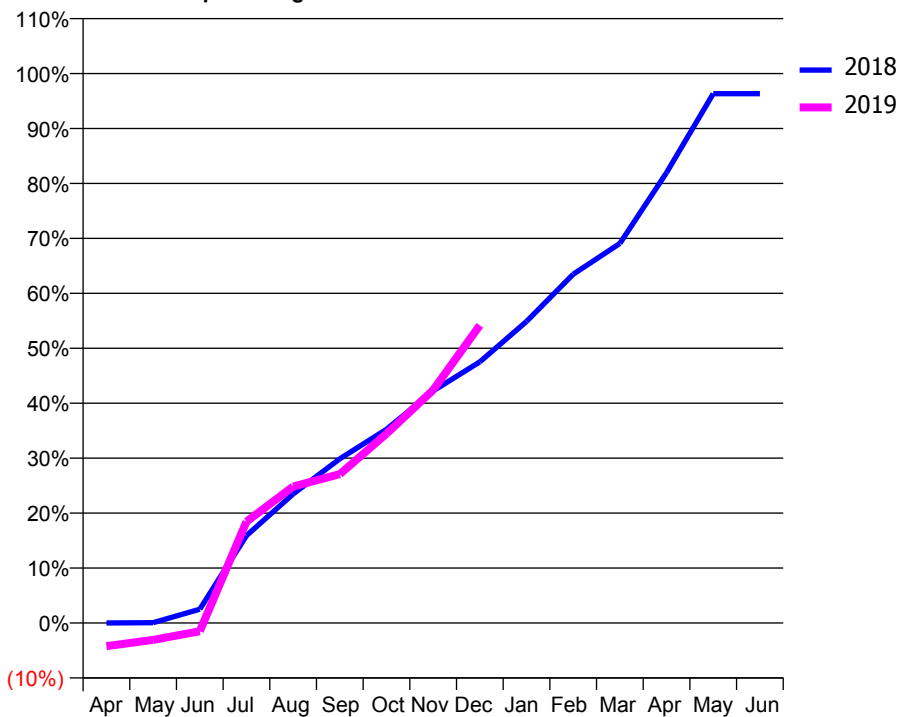
ACCESS*

Patients seen in 24 months	Total	Change since previous quarter
Quarter ending December 2017	2,012	
Quarter ending March 2018	1,940	↓
Quarter ending June 2018	2,087	↑
Quarter ending September 2018	1,922	↓
Quarter ending December 2018	1,968	↑
Variance since December 2017	(2.2%)	↓



ACTIVITY

Cumulative percentage of contracted UDA delivered 2018 & 2019



Month	Adjusted Scheduled Activity (UDA)	
	2018	2019
April	0	-367
May	6	-268
June	217	-131
July	1,380	1,602
August	2,036	2,154
September	2,592	2,351
October	3,057	2,987
November	3,663	3,679
December	4,123	4,699
January	4,760	
February	5,506	
March	5,992	
April	7,111	
May	8,356	
June	8,356	

QUALITY

	Quantity	Base Number	Contract	AT	Region	England
% of FP17s for the same patient ID Re-attending within 3 months - Children	25	433	5.8%	10.2%	11.8%	11.8%
% of FP17s for the same patient ID Re-attending within 3 months - Adults	224	1,288	17.4%	15.7%	16.7%	15.6%
% of FP17s for the same patient ID Re-attending between 3 & 9 months - Children	93	433	21.5%	48.3%	48.6%	58.8%
% of FP17s for the same patient ID Re-attending between 3 & 9 months - Adults	232	1,288	18.0%	38.5%	39.1%	51.0%
% of FP17s for Band 1 Urgent Courses	208	1,248	16.7%	11.0%	10.6%	9.0%
% of FP17s Relating to Free Repair or Replacements	9	1,248	0.7%	0.5%	0.5%	0.8%
% of FP17s Relating to Continuations	8	1,248	0.6%	0.5%	0.7%	0.9%
% of Patients satisfied with the dentistry they have received	2	2	N/A	87.7%	90.2%	93.2%
% of Patients satisfied with the time they had to wait for an appointment	2	2	N/A	85.7%	85.0%	88.3%

* This is based on patients treated on this contract for their most recent course of treatment. Figures in italics indicate the base number of FP17s or Patient Questionnaire responses are less than 100. N/A is shown where the base number of responses is less than 10 during the period. % is calculated as Quantity/Base number*100

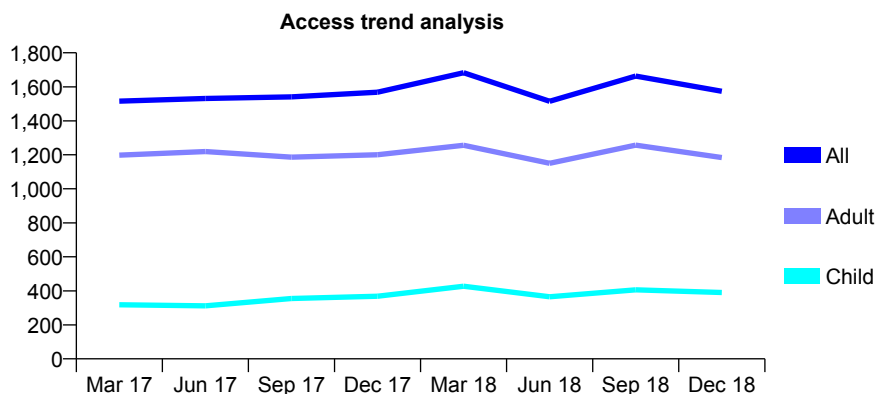
Q62 - Vital Signs At a Glance Contract Report for 283460/0008 - December 2018

Name or company name	MR S KAMYAB
Contract type name	GDS Contract
Purpose of contract	General
Contract start date	01/04/2015
Contract end date	

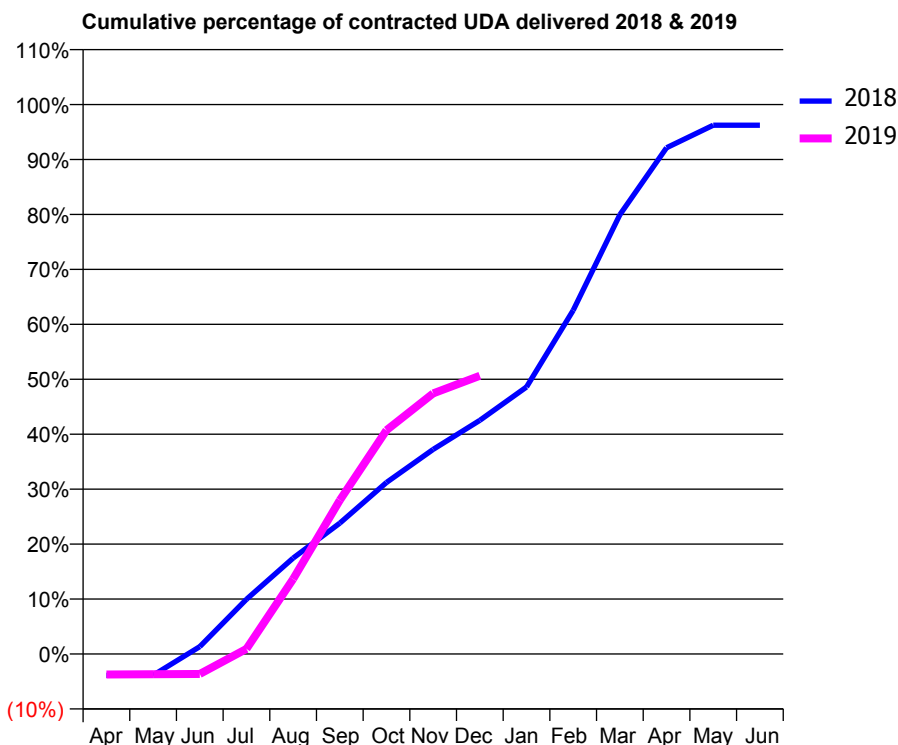
18/19 Contracted general activity (UDA)	6,200
Carry forward general activity (UDA)	233
18/19 Contracted orthodontic activity (UOA)	0
Carry forward orthodontic activity (UOA)	0
Baseline contract value	£159,164.85

ACCESS*

Patients seen in 24 months	Total	Change since previous quarter
Quarter ending December 2017	1,568	
Quarter ending March 2018	1,683	↑
Quarter ending June 2018	1,515	↓
Quarter ending September 2018	1,663	↑
Quarter ending December 2018	1,574	↓
Variance since December 2017	0.4%	→



ACTIVITY



Month	Adjusted Scheduled Activity (UDA)	
	2018	2019
April	-242	-233
May	-241	-230
June	84	-226
July	617	58
August	1,082	847
September	1,477	1,735
October	1,936	2,526
November	2,309	2,941
December	2,636	3,140
January	3,014	
February	3,878	
March	4,956	
April	5,712	
May	5,967	
June	5,967	

QUALITY

	Quantity	Base Number	Contract	AT	Region	England
% of FP17s for the same patient ID Re-attending within 3 months - Children	7	278	2.5%	10.2%	11.8%	11.8%
% of FP17s for the same patient ID Re-attending within 3 months - Adults	106	908	11.7%	15.7%	16.7%	15.6%
% of FP17s for the same patient ID Re-attending between 3 & 9 months - Children	72	278	25.9%	48.3%	48.6%	58.8%
% of FP17s for the same patient ID Re-attending between 3 & 9 months - Adults	140	908	15.4%	38.5%	39.1%	51.0%
% of FP17s for Band 1 Urgent Courses	158	1,014	15.6%	11.0%	10.6%	9.0%
% of FP17s Relating to Free Repair or Replacements	2	1,014	0.2%	0.5%	0.5%	0.8%
% of FP17s Relating to Continuations	5	1,014	0.5%	0.5%	0.7%	0.9%
% of Patients satisfied with the dentistry they have received	0	0	N/A	87.7%	90.2%	93.2%
% of Patients satisfied with the time they had to wait for an appointment	0	0	N/A	85.7%	85.0%	88.3%

* This is based on patients treated on this contract for their most recent course of treatment. Figures in italics indicate the base number of FP17s or Patient Questionnaire responses are less than 100. N/A is shown where the base number of responses is less than 10 during the period. % is calculated as Quantity/Base number*100

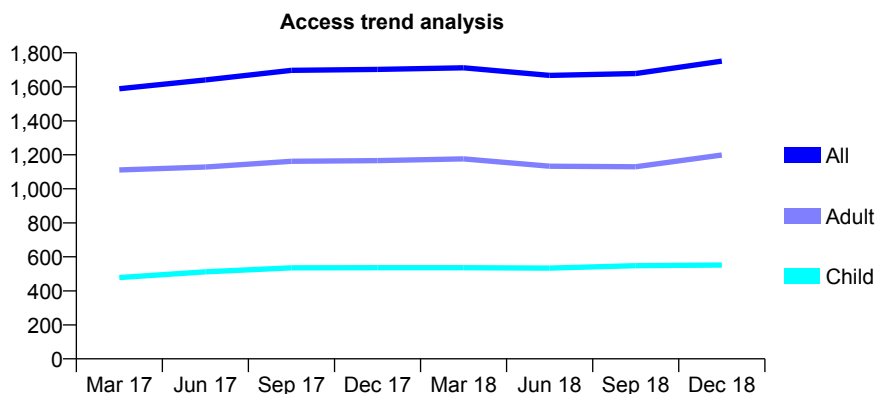
Q62 - Vital Signs At a Glance Contract Report for 295655/0001 - December 2018

Name or company name	MRS P BABATAHERI
Contract type name	GDS Contract
Purpose of contract	General
Contract start date	01/09/2013
Contract end date	

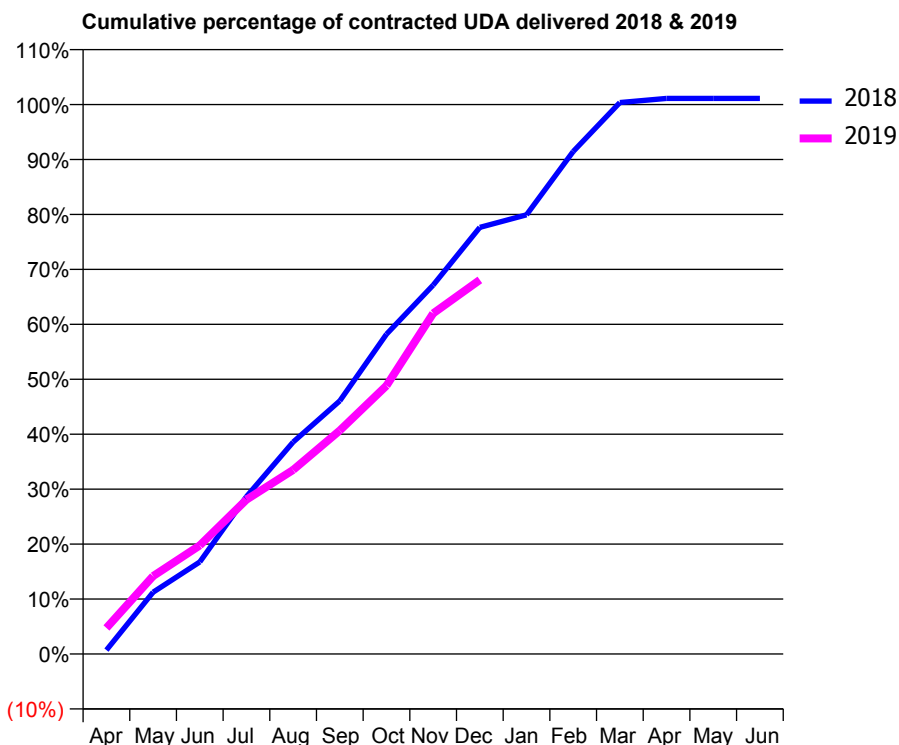
18/19 Contracted general activity (UDA)	4,112
Carry forward general activity (UDA)	-46
18/19 Contracted orthodontic activity (UOA)	0
Carry forward orthodontic activity (UOA)	0
Baseline contract value	£109,293.01

ACCESS*

Patients seen in 24 months	Total	Change since previous quarter
Quarter ending December 2017	1,702	
Quarter ending March 2018	1,712	→
Quarter ending June 2018	1,667	↓
Quarter ending September 2018	1,678	→
Quarter ending December 2018	1,751	↑
Variance since December 2017	2.9%	↑



ACTIVITY



Month	Adjusted Scheduled Activity (UDA)	
	2018	2019
April	30	195
May	463	583
June	689	813
July	1,178	1,155
August	1,586	1,378
September	1,895	1,673
October	2,393	2,008
November	2,760	2,549
December	3,192	2,799
January	3,286	
February	3,761	
March	4,126	
April	4,158	
May	4,158	
June	4,158	

QUALITY

	Quantity	Base Number	Contract	AT	Region	England
% of FP17s for the same patient ID Re-attending within 3 months - Children	35	545	6.4%	10.2%	11.8%	11.8%
% of FP17s for the same patient ID Re-attending within 3 months - Adults	57	828	6.9%	15.7%	16.7%	15.6%
% of FP17s for the same patient ID Re-attending between 3 & 9 months - Children	271	545	49.7%	48.3%	48.6%	58.8%
% of FP17s for the same patient ID Re-attending between 3 & 9 months - Adults	306	828	37.0%	38.5%	39.1%	51.0%
% of FP17s for Band 1 Urgent Courses	131	1,361	9.6%	11.0%	10.6%	9.0%
% of FP17s Relating to Free Repair or Replacements	2	1,361	0.1%	0.5%	0.5%	0.8%
% of FP17s Relating to Continuations	6	1,361	0.4%	0.5%	0.7%	0.9%
% of Patients satisfied with the dentistry they have received	1	1	N/A	87.7%	90.2%	93.2%
% of Patients satisfied with the time they had to wait for an appointment	1	1	N/A	85.7%	85.0%	88.3%

* This is based on patients treated on this contract for their most recent course of treatment. Figures in italics indicate the base number of FP17s or Patient Questionnaire responses are less than 100. N/A is shown where the base number of responses is less than 10 during the period. % is calculated as Quantity/Base number*100

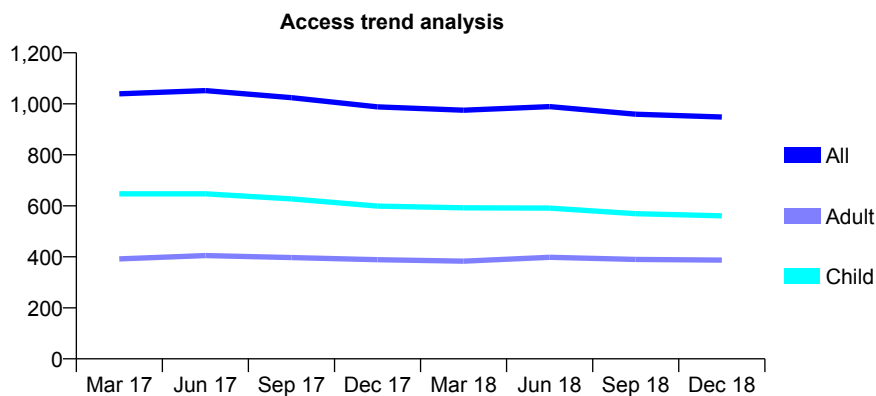
Q62 - Vital Signs At a Glance Contract Report for 300217/0002 - December 2018

Name or company name	MR SS LAWSON
Contract type name	GDS Contract
Purpose of contract	General
Contract start date	05/06/2011
Contract end date	

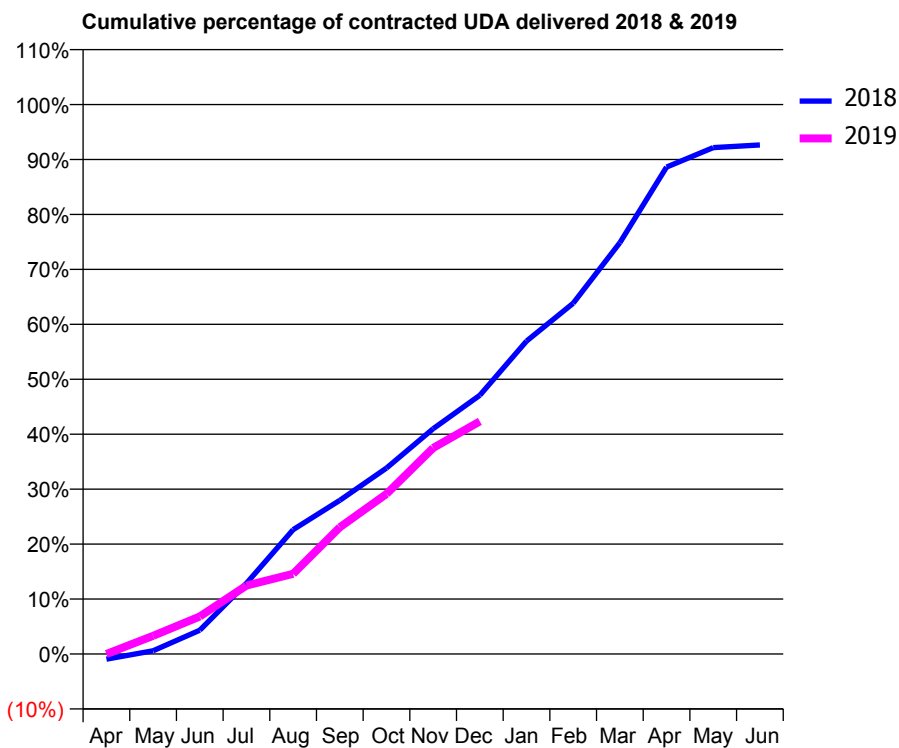
18/19 Contracted general activity (UDA)	2,192
Carry forward general activity (UDA)	0
18/19 Contracted orthodontic activity (UOA)	0
Carry forward orthodontic activity (UOA)	0
Baseline contract value	£56,902.12

ACCESS*

Patients seen in 24 months	Total	Change since previous quarter
Quarter ending December 2017	988	
Quarter ending March 2018	975	↓
Quarter ending June 2018	989	→
Quarter ending September 2018	959	↓
Quarter ending December 2018	948	↓
Variance since December 2017	(4.0%)	↓



ACTIVITY



Adjusted Scheduled Activity (UDA)		
Month	2018	2019
April	-21	0
May	13	72
June	95	150
July	282	273
August	496	320
September	613	506
October	742	638
November	899	822
December	1,032	928
January	1,248	
February	1,399	
March	1,641	
April	1,943	
May	2,020	
June	2,031	

QUALITY

	Quantity	Base Number	Contract	AT	Region	England
% of FP17s for the same patient ID Re-attending within 3 months - Children	33	506	6.5%	10.2%	11.8%	11.8%
% of FP17s for the same patient ID Re-attending within 3 months - Adults	10	219	4.6%	15.7%	16.7%	15.6%
% of FP17s for the same patient ID Re-attending between 3 & 9 months - Children	293	506	57.9%	48.3%	48.6%	58.8%
% of FP17s for the same patient ID Re-attending between 3 & 9 months - Adults	106	219	48.4%	38.5%	39.1%	51.0%
% of FP17s for Band 1 Urgent Courses	36	578	6.2%	11.0%	10.6%	9.0%
% of FP17s Relating to Free Repair or Replacements	0	578	0.0%	0.5%	0.5%	0.8%
% of FP17s Relating to Continuations	0	578	0.0%	0.5%	0.7%	0.9%
% of Patients satisfied with the dentistry they have received	0	0	N/A	87.7%	90.2%	93.2%
% of Patients satisfied with the time they had to wait for an appointment	0	0	N/A	85.7%	85.0%	88.3%

* This is based on patients treated on this contract for their most recent course of treatment. Figures in italics indicate the base number of FP17s or Patient Questionnaire responses are less than 100. N/A is shown where the base number of responses is less than 10 during the period. % is calculated as Quantity/Base number*100

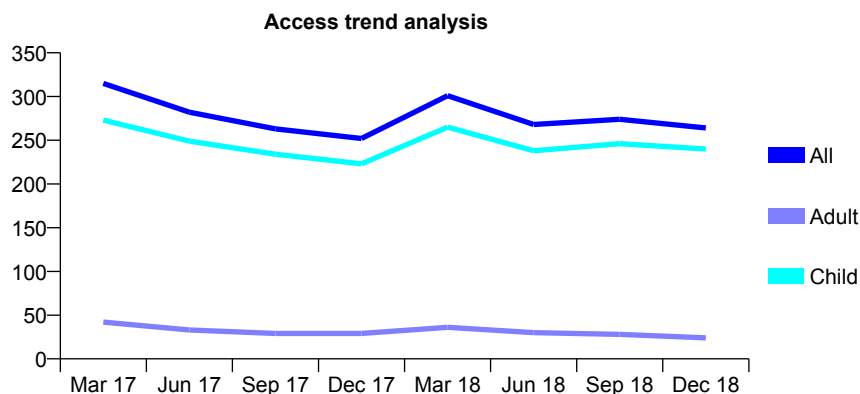
Q62 - Vital Signs At a Glance Contract Report for 306339/0001 - December 2018

Name or company name	MR P VOHRA
Contract type name	GDS Contract
Purpose of contract	General
Contract start date	01/04/2006
Contract end date	

18/19 Contracted general activity (UDA)	369
Carry forward general activity (UDA)	-7
18/19 Contracted orthodontic activity (UOA)	0
Carry forward orthodontic activity (UOA)	0
Baseline contract value	£8,627.59

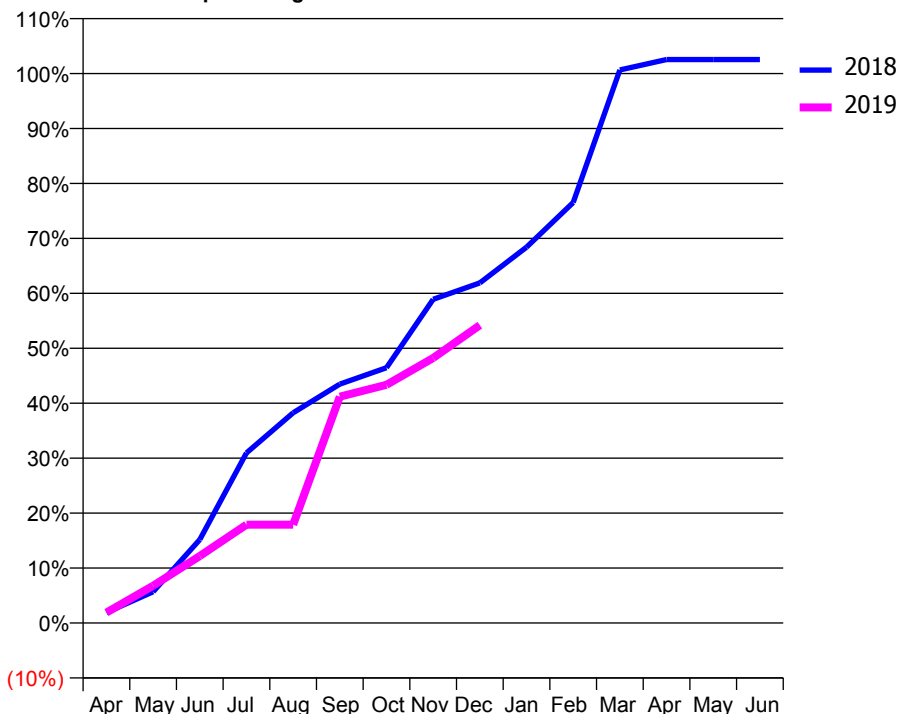
ACCESS*

Patients seen in 24 months	Total	Change since previous quarter
Quarter ending December 2017	252	
Quarter ending March 2018	301	↑
Quarter ending June 2018	268	↓
Quarter ending September 2018	274	↑
Quarter ending December 2018	264	↓
Variance since December 2017	4.8%	↑



ACTIVITY

Cumulative percentage of contracted UDA delivered 2018 & 2019



Month	Adjusted Scheduled Activity (UDA)	
	2018	2019
April	7	7
May	21	25
June	56	45
July	114	66
August	141	66
September	160	152
October	171	160
November	217	178
December	228	200
January	252	
February	282	
March	371	
April	378	
May	378	
June	378	

QUALITY

	Quantity	Base Number	Contract	AT	Region	England
% of FP17s for the same patient ID Re-attending within 3 months - Children	7	141	5.0%	10.2%	11.8%	11.8%
% of FP17s for the same patient ID Re-attending within 3 months - Adults	0	12	0.0%	15.7%	16.7%	15.6%
% of FP17s for the same patient ID Re-attending between 3 & 9 months - Children	44	141	31.2%	48.3%	48.6%	58.8%
% of FP17s for the same patient ID Re-attending between 3 & 9 months - Adults	3	12	25.0%	38.5%	39.1%	51.0%
% of FP17s for Band 1 Urgent Courses	0	148	0.0%	11.0%	10.6%	9.0%
% of FP17s Relating to Free Repair or Replacements	1	148	0.7%	0.5%	0.5%	0.8%
% of FP17s Relating to Continuations	0	148	0.0%	0.5%	0.7%	0.9%
% of Patients satisfied with the dentistry they have received	0	0	N/A	87.7%	90.2%	93.2%
% of Patients satisfied with the time they had to wait for an appointment	0	0	N/A	85.7%	85.0%	88.3%

* This is based on patients treated on this contract for their most recent course of treatment. Figures in italics indicate the base number of FP17s or Patient Questionnaire responses are less than 100. N/A is shown where the base number of responses is less than 10 during the period. % is calculated as Quantity/Base number*100

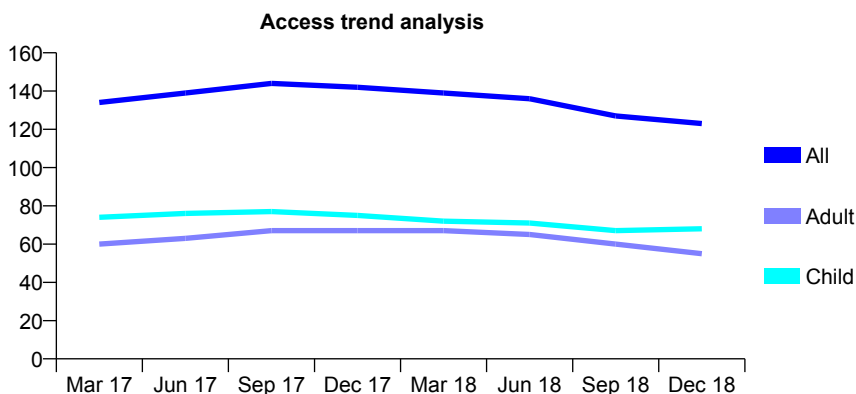
Q62 - Vital Signs At a Glance Contract Report for 318787/0001 - December 2018

Name or company name	MR PJ LASKOWSKI
Contract type name	GDS Contract
Purpose of contract	General
Contract start date	01/04/2006
Contract end date	

18/19 Contracted general activity (UDA)	697
Carry forward general activity (UDA)	0
18/19 Contracted orthodontic activity (UOA)	0
Carry forward orthodontic activity (UOA)	0
Baseline contract value	£20,406.73

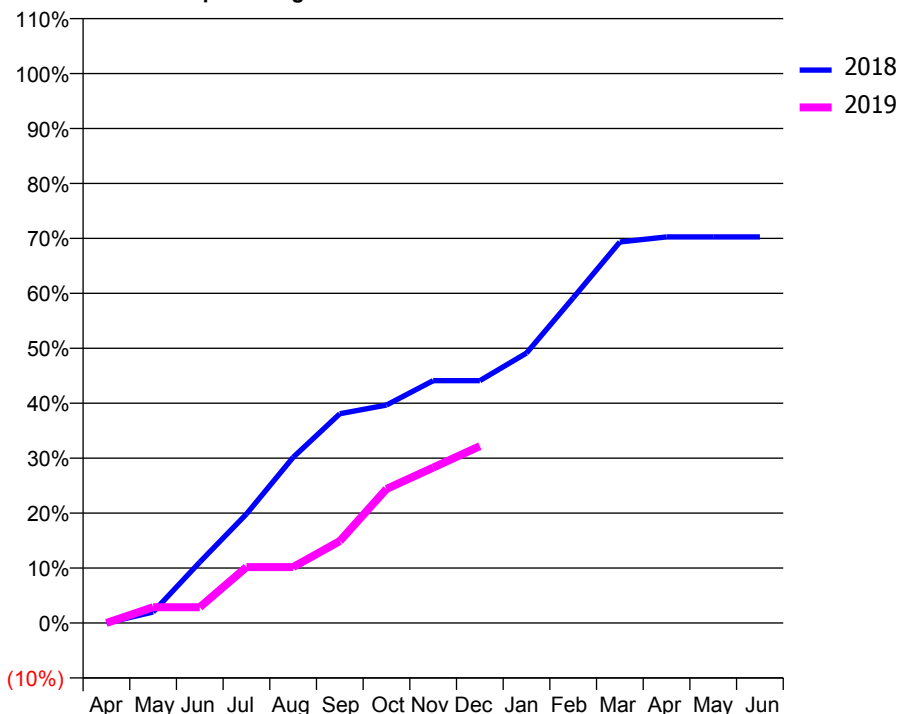
ACCESS*

Patients seen in 24 months	Total	Change since previous quarter
Quarter ending December 2017	142	
Quarter ending March 2018	139	↓
Quarter ending June 2018	136	↓
Quarter ending September 2018	127	↓
Quarter ending December 2018	123	↓
Variance since December 2017	(13.4%)	↓



ACTIVITY

Cumulative percentage of contracted UDA delivered 2018 & 2019



Month	Adjusted Scheduled Activity (UDA)	
	2018	2019
April	0	0
May	14	20
June	77	20
July	138	71
August	210	71
September	265	104
October	276	170
November	307	197
December	307	224
January	342	
February	412	
March	483	
April	490	
May	490	
June	490	

QUALITY

	Quantity	Base Number	Contract	AT	Region	England
% of FP17s for the same patient ID Re-attending within 3 months - Children	5	53	9.4%	10.2%	11.8%	11.8%
% of FP17s for the same patient ID Re-attending within 3 months - Adults	9	49	18.4%	15.7%	16.7%	15.6%
% of FP17s for the same patient ID Re-attending between 3 & 9 months - Children	30	53	56.6%	48.3%	48.6%	58.8%
% of FP17s for the same patient ID Re-attending between 3 & 9 months - Adults	23	49	46.9%	38.5%	39.1%	51.0%
% of FP17s for Band 1 Urgent Courses	2	96	2.1%	11.0%	10.6%	9.0%
% of FP17s Relating to Free Repair or Replacements	0	96	0.0%	0.5%	0.5%	0.8%
% of FP17s Relating to Continuations	2	96	2.1%	0.5%	0.7%	0.9%
% of Patients satisfied with the dentistry they have received	0	0	N/A	87.7%	90.2%	93.2%
% of Patients satisfied with the time they had to wait for an appointment	0	0	N/A	85.7%	85.0%	88.3%

* This is based on patients treated on this contract for their most recent course of treatment. Figures in italics indicate the base number of FP17s or Patient Questionnaire responses are less than 100. N/A is shown where the base number of responses is less than 10 during the period. % is calculated as Quantity/Base number*100

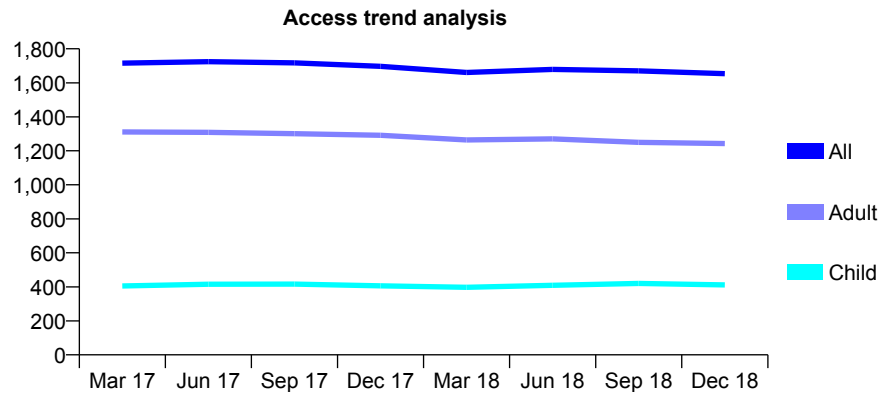
Q62 - Vital Signs At a Glance Contract Report for 321419/0001 - December 2018

Name or company name	MR MA AMIN
Contract type name	GDS Contract
Purpose of contract	General
Contract start date	01/04/2006
Contract end date	

18/19 Contracted general activity (UDA)	4,402
Carry forward general activity (UDA)	0
18/19 Contracted orthodontic activity (UOA)	0
Carry forward orthodontic activity (UOA)	0
Baseline contract value	£129,029.28

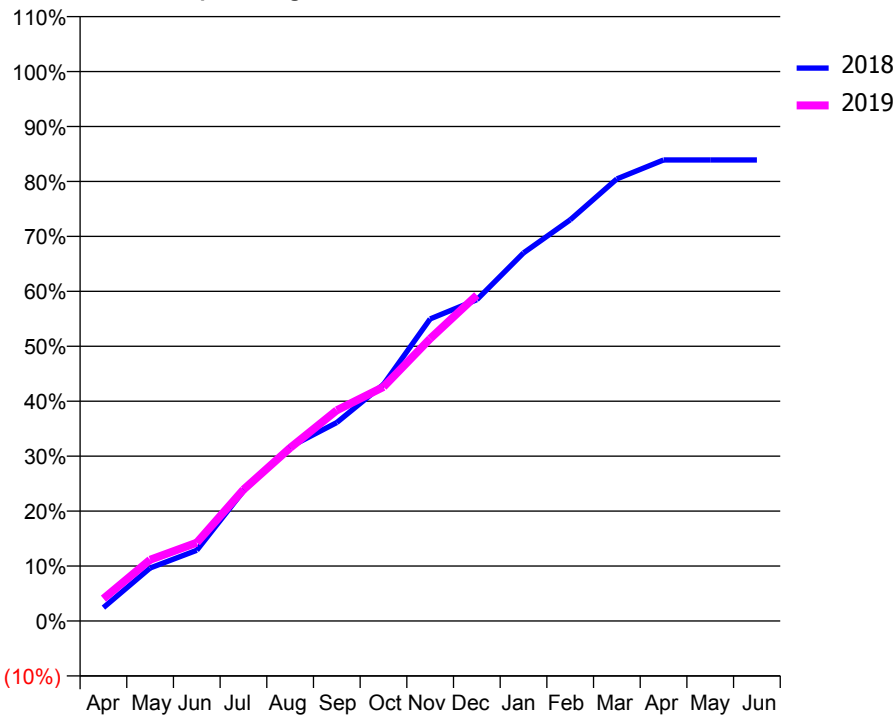
ACCESS*

Patients seen in 24 months	Total	Change since previous quarter
Quarter ending December 2017	1,697	
Quarter ending March 2018	1,661	↓
Quarter ending June 2018	1,679	→
Quarter ending September 2018	1,670	→
Quarter ending December 2018	1,654	→
Variance since December 2017	(2.5%)	↓



ACTIVITY

Cumulative percentage of contracted UDA delivered 2018 & 2019



Month	Adjusted Scheduled Activity (UDA)	
	2018	2019
April	107	179
May	425	491
June	567	628
July	1,042	1,053
August	1,396	1,388
September	1,590	1,688
October	1,896	1,875
November	2,420	2,262
December	2,574	2,610
January	2,949	
February	3,214	
March	3,541	
April	3,693	
May	3,693	
June	3,693	

QUALITY

	Quantity	Base Number	Contract	AT	Region	England
% of FP17s for the same patient ID Re-attending within 3 months - Children	14	378	3.7%	10.2%	11.8%	11.8%
% of FP17s for the same patient ID Re-attending within 3 months - Adults	33	929	3.6%	15.7%	16.7%	15.6%
% of FP17s for the same patient ID Re-attending between 3 & 9 months - Children	191	378	50.5%	48.3%	48.6%	58.8%
% of FP17s for the same patient ID Re-attending between 3 & 9 months - Adults	304	929	32.7%	38.5%	39.1%	51.0%
% of FP17s for Band 1 Urgent Courses	80	1,222	6.5%	11.0%	10.6%	9.0%
% of FP17s Relating to Free Repair or Replacements	0	1,222	0.0%	0.5%	0.5%	0.8%
% of FP17s Relating to Continuations	2	1,222	0.2%	0.5%	0.7%	0.9%
% of Patients satisfied with the dentistry they have received	0	0	N/A	87.7%	90.2%	93.2%
% of Patients satisfied with the time they had to wait for an appointment	0	0	N/A	85.7%	85.0%	88.3%

* This is based on patients treated on this contract for their most recent course of treatment. Figures in italics indicate the base number of FP17s or Patient Questionnaire responses are less than 100. N/A is shown where the base number of responses is less than 10 during the period. % is calculated as Quantity/Base number*100

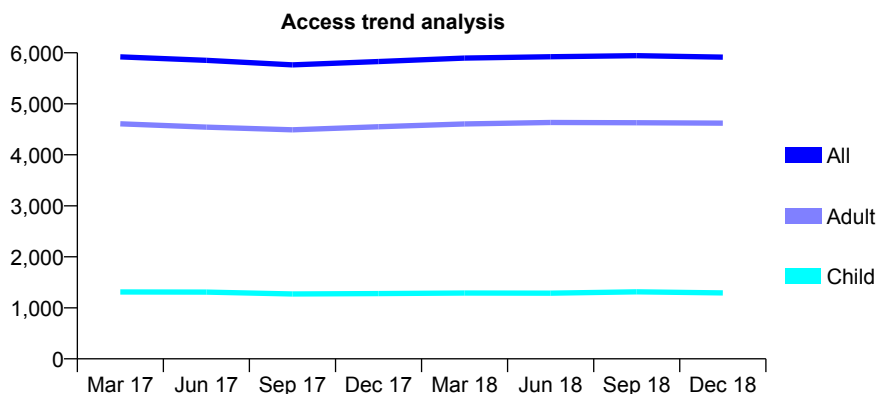
Q62 - Vital Signs At a Glance Contract Report for 322008/0001 - December 2018

Name or company name	MR D SHAH
Contract type name	GDS Contract
Purpose of contract	General
Contract start date	01/04/2006
Contract end date	

18/19 Contracted general activity (UDA)	22,527
Carry forward general activity (UDA)	796
18/19 Contracted orthodontic activity (UOA)	0
Carry forward orthodontic activity (UOA)	0
Baseline contract value	£687,573.28

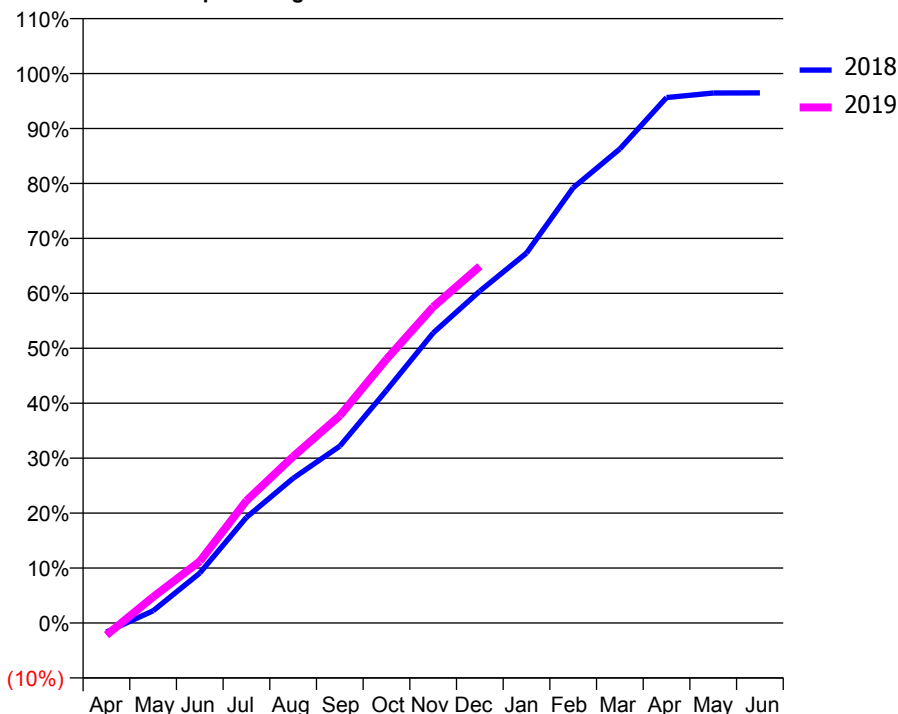
ACCESS*

Patients seen in 24 months	Total	Change since previous quarter
Quarter ending December 2017	5,829	
Quarter ending March 2018	5,897	→
Quarter ending June 2018	5,923	→
Quarter ending September 2018	5,944	→
Quarter ending December 2018	5,916	→
Variance since December 2017	1.5%	→



ACTIVITY

Cumulative percentage of contracted UDA delivered 2018 & 2019



Month	Adjusted Scheduled Activity (UDA)	
	2018	2019
April	-376	-502
May	501	1,070
June	2,045	2,529
July	4,334	5,015
August	5,932	6,823
September	7,252	8,497
October	9,537	10,814
November	11,891	12,961
December	13,611	14,627
January	15,167	
February	17,845	
March	19,436	
April	21,540	
May	21,729	
June	21,731	

QUALITY

	Quantity	Base Number	Contract	AT	Region	England
% of FP17s for the same patient ID Re-attending within 3 months - Children	123	1,069	11.5%	10.2%	11.8%	11.8%
% of FP17s for the same patient ID Re-attending within 3 months - Adults	700	3,478	20.1%	15.7%	16.7%	15.6%
% of FP17s for the same patient ID Re-attending between 3 & 9 months - Children	303	1,069	28.3%	48.3%	48.6%	58.8%
% of FP17s for the same patient ID Re-attending between 3 & 9 months - Adults	913	3,478	26.3%	38.5%	39.1%	51.0%
% of FP17s for Band 1 Urgent Courses	598	4,141	14.4%	11.0%	10.6%	9.0%
% of FP17s Relating to Free Repair or Replacements	61	4,141	1.5%	0.5%	0.5%	0.8%
% of FP17s Relating to Continuations	26	4,141	0.6%	0.5%	0.7%	0.9%
% of Patients satisfied with the dentistry they have received	0	0	N/A	87.7%	90.2%	93.2%
% of Patients satisfied with the time they had to wait for an appointment	0	0	N/A	85.7%	85.0%	88.3%

* This is based on patients treated on this contract for their most recent course of treatment. Figures in italics indicate the base number of FP17s or Patient Questionnaire responses are less than 100. N/A is shown where the base number of responses is less than 10 during the period. % is calculated as Quantity/Base number*100

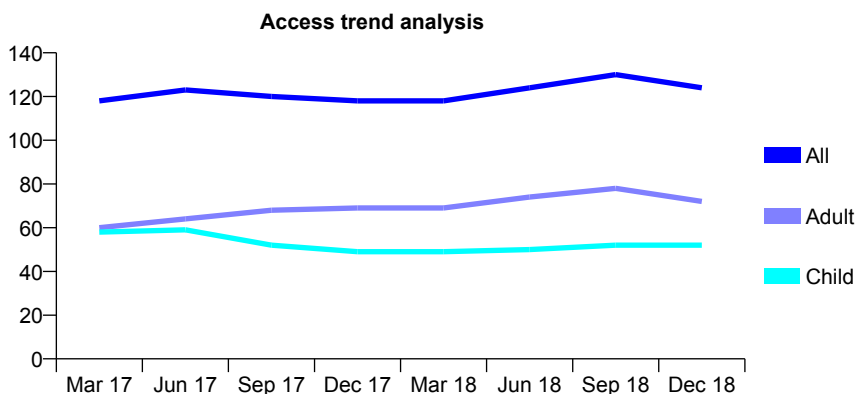
Q62 - Vital Signs At a Glance Contract Report for 323055/0001 - December 2018

Name or company name	MRS PA HARRIS
Contract type name	GDS Contract
Purpose of contract	General
Contract start date	01/04/2006
Contract end date	

18/19 Contracted general activity (UDA)	238
Carry forward general activity (UDA)	3
18/19 Contracted orthodontic activity (UOA)	0
Carry forward orthodontic activity (UOA)	0
Baseline contract value	£6,448.94

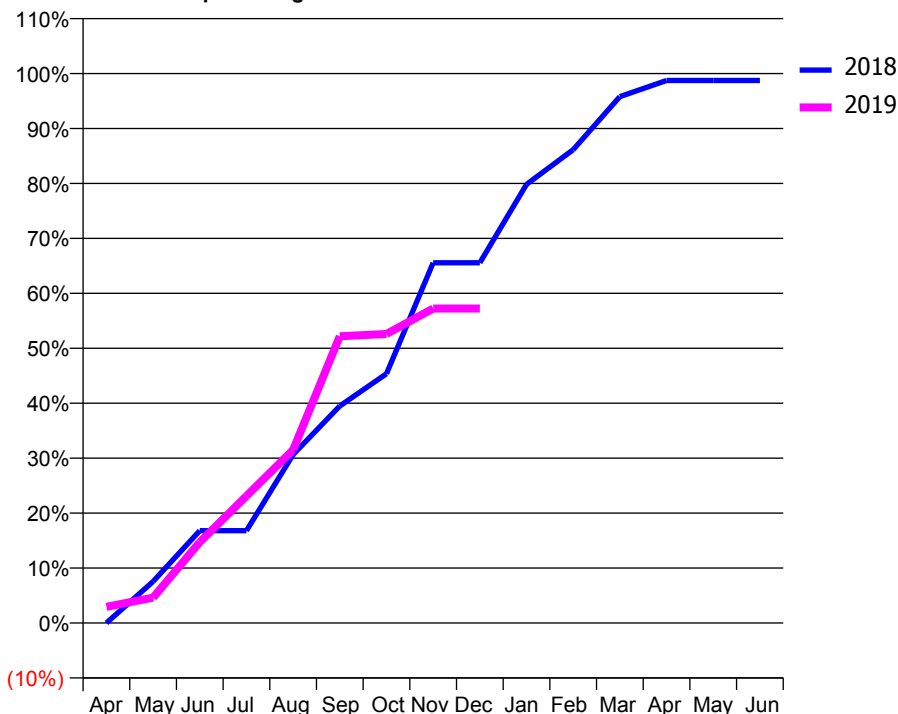
ACCESS*

Patients seen in 24 months	Total	Change since previous quarter
Quarter ending December 2017	118	
Quarter ending March 2018	118	→
Quarter ending June 2018	124	↑
Quarter ending September 2018	130	↑
Quarter ending December 2018	124	↓
Variance since December 2017	5.1%	↑



ACTIVITY

Cumulative percentage of contracted UDA delivered 2018 & 2019



Adjusted Scheduled Activity (UDA)

Month	2018	2019
April	0	7
May	18	11
June	40	35
July	40	55
August	73	75
September	94	124
October	108	125
November	156	136
December	156	136
January	190	
February	205	
March	228	
April	235	
May	235	
June	235	

QUALITY

	Quantity	Base Number	Contract	AT	Region	England
% of FP17s for the same patient ID Re-attending within 3 months - Children	1	42	2.4%	10.2%	11.8%	11.8%
% of FP17s for the same patient ID Re-attending within 3 months - Adults	3	47	6.4%	15.7%	16.7%	15.6%
% of FP17s for the same patient ID Re-attending between 3 & 9 months - Children	21	42	50.0%	48.3%	48.6%	58.8%
% of FP17s for the same patient ID Re-attending between 3 & 9 months - Adults	15	47	31.9%	38.5%	39.1%	51.0%
% of FP17s for Band 1 Urgent Courses	0	82	0.0%	11.0%	10.6%	9.0%
% of FP17s Relating to Free Repair or Replacements	0	82	0.0%	0.5%	0.5%	0.8%
% of FP17s Relating to Continuations	0	82	0.0%	0.5%	0.7%	0.9%
% of Patients satisfied with the dentistry they have received	0	0	N/A	87.7%	90.2%	93.2%
% of Patients satisfied with the time they had to wait for an appointment	0	0	N/A	85.7%	85.0%	88.3%

* This is based on patients treated on this contract for their most recent course of treatment. Figures in italics indicate the base number of FP17s or Patient Questionnaire responses are less than 100. N/A is shown where the base number of responses is less than 10 during the period. % is calculated as Quantity/Base number*100

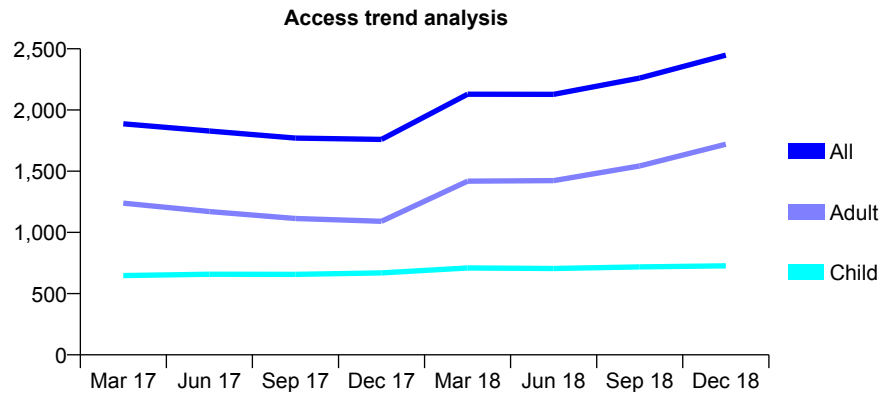
Q62 - Vital Signs At a Glance Contract Report for 323373/0001 - December 2018

Name or company name	Nisha Majevalia
Contract type name	GDS Contract
Purpose of contract	General
Contract start date	01/04/2006
Contract end date	

18/19 Contracted general activity (UDA)	8,407
Carry forward general activity (UDA)	315
18/19 Contracted orthodontic activity (UOA)	0
Carry forward orthodontic activity (UOA)	0
Baseline contract value	£223,868.21

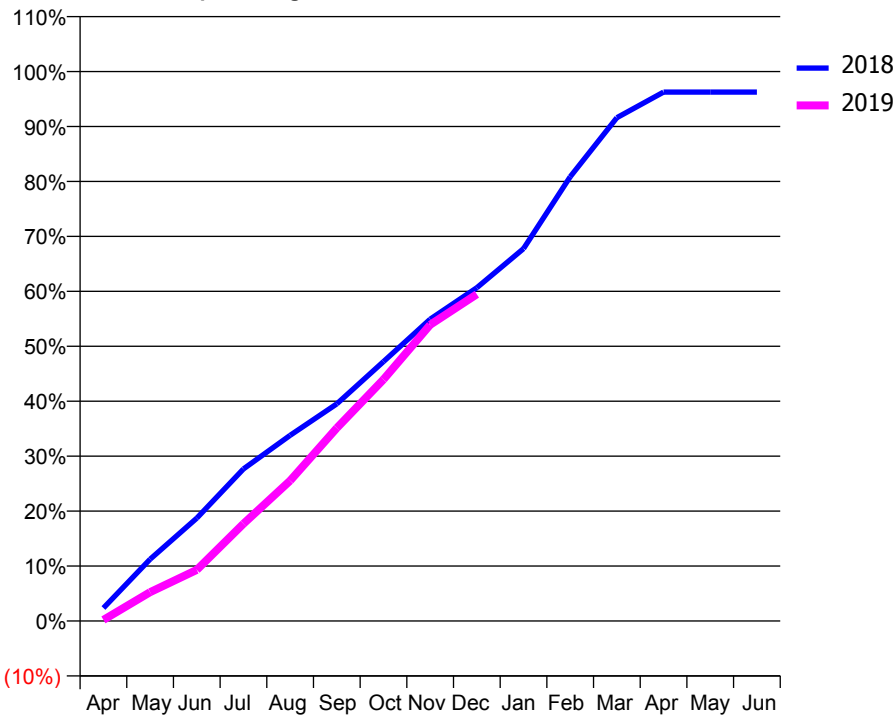
ACCESS*

Patients seen in 24 months	Total	Change since previous quarter
Quarter ending December 2017	1,760	
Quarter ending March 2018	2,129	↑
Quarter ending June 2018	2,128	→
Quarter ending September 2018	2,261	↑
Quarter ending December 2018	2,448	↑
Variance since December 2017	39.1%	↑



ACTIVITY

Cumulative percentage of contracted UDA delivered 2018 & 2019



Month	Adjusted Scheduled Activity (UDA)	
	2018	2019
April	199	16
May	947	441
June	1,574	783
July	2,327	1,489
August	2,840	2,146
September	3,323	2,953
October	3,970	3,696
November	4,618	4,532
December	5,100	4,999
January	5,698	
February	6,797	
March	7,700	
April	8,092	
May	8,092	
June	8,092	

QUALITY

	Quantity	Base Number	Contract	AT	Region	England
% of FP17s for the same patient ID Re-attending within 3 months - Children	65	849	7.7%	10.2%	11.8%	11.8%
% of FP17s for the same patient ID Re-attending within 3 months - Adults	243	1,725	14.1%	15.7%	16.7%	15.6%
% of FP17s for the same patient ID Re-attending between 3 & 9 months - Children	526	849	62.0%	48.3%	48.6%	58.8%
% of FP17s for the same patient ID Re-attending between 3 & 9 months - Adults	803	1,725	46.6%	38.5%	39.1%	51.0%
% of FP17s for Band 1 Urgent Courses	143	2,434	5.9%	11.0%	10.6%	9.0%
% of FP17s Relating to Free Repair or Replacements	7	2,434	0.3%	0.5%	0.5%	0.8%
% of FP17s Relating to Continuations	10	2,434	0.4%	0.5%	0.7%	0.9%
% of Patients satisfied with the dentistry they have received	0	0	N/A	87.7%	90.2%	93.2%
% of Patients satisfied with the time they had to wait for an appointment	0	0	N/A	85.7%	85.0%	88.3%

* This is based on patients treated on this contract for their most recent course of treatment. Figures in italics indicate the base number of FP17s or Patient Questionnaire responses are less than 100. N/A is shown where the base number of responses is less than 10 during the period. % is calculated as Quantity/Base number*100

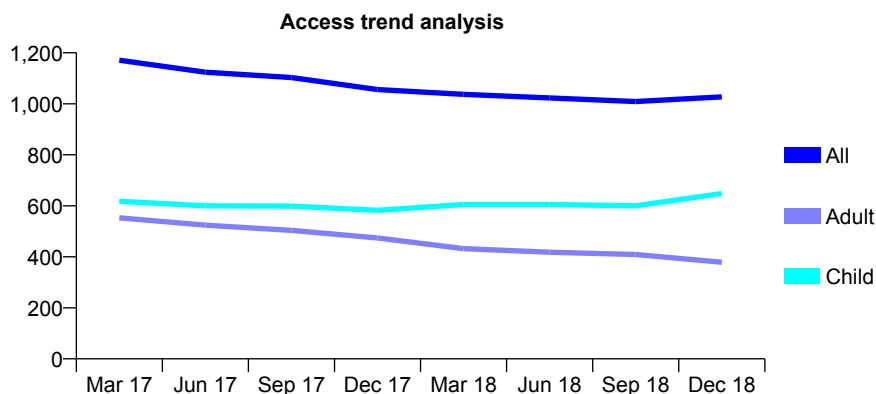
Q62 - Vital Signs At a Glance Contract Report for 325244/0002 - December 2018

Name or company name	MR RP SARAN
Contract type name	GDS Contract
Purpose of contract	General
Contract start date	01/04/2006
Contract end date	

18/19 Contracted general activity (UDA)	7,910
Carry forward general activity (UDA)	-59
18/19 Contracted orthodontic activity (UOA)	0
Carry forward orthodontic activity (UOA)	0
Baseline contract value	£247,206.29

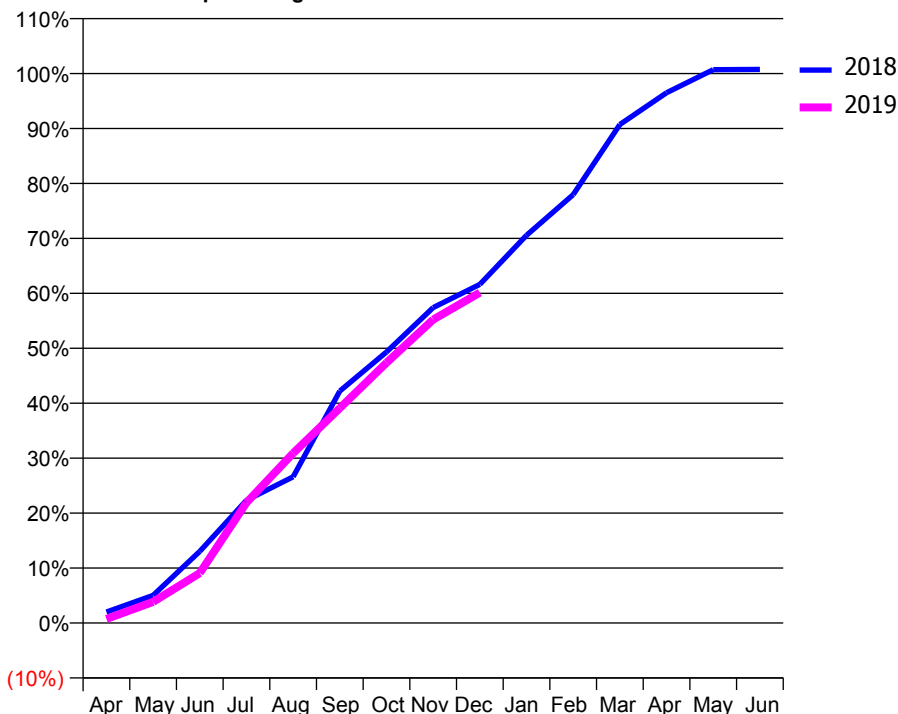
ACCESS*

Patients seen in 24 months	Total	Change since previous quarter
Quarter ending December 2017	1,056	
Quarter ending March 2018	1,037	↓
Quarter ending June 2018	1,023	↓
Quarter ending September 2018	1,009	↓
Quarter ending December 2018	1,027	→
Variance since December 2017	(2.7%)	↓



ACTIVITY

Cumulative percentage of contracted UDA delivered 2018 & 2019



Adjusted Scheduled Activity (UDA)		
Month	2018	2019
April	158	59
May	399	304
June	1,031	719
July	1,766	1,732
August	2,105	2,445
September	3,339	3,093
October	3,901	3,745
November	4,540	4,367
December	4,874	4,755
January	5,581	
February	6,167	
March	7,177	
April	7,632	
May	7,965	
June	7,969	

QUALITY

	Quantity	Base Number	Contract	AT	Region	England
% of FP17s for the same patient ID Re-attending within 3 months - Children	22	957	2.3%	10.2%	11.8%	11.8%
% of FP17s for the same patient ID Re-attending within 3 months - Adults	29	424	6.8%	15.7%	16.7%	15.6%
% of FP17s for the same patient ID Re-attending between 3 & 9 months - Children	682	957	71.3%	48.3%	48.6%	58.8%
% of FP17s for the same patient ID Re-attending between 3 & 9 months - Adults	290	424	68.4%	38.5%	39.1%	51.0%
% of FP17s for Band 1 Urgent Courses	37	1,201	3.1%	11.0%	10.6%	9.0%
% of FP17s Relating to Free Repair or Replacements	0	1,201	0.0%	0.5%	0.5%	0.8%
% of FP17s Relating to Continuations	0	1,201	0.0%	0.5%	0.7%	0.9%
% of Patients satisfied with the dentistry they have received	0	0	N/A	87.7%	90.2%	93.2%
% of Patients satisfied with the time they had to wait for an appointment	0	0	N/A	85.7%	85.0%	88.3%

* This is based on patients treated on this contract for their most recent course of treatment. Figures in italics indicate the base number of FP17s or Patient Questionnaire responses are less than 100. N/A is shown where the base number of responses is less than 10 during the period. % is calculated as Quantity/Base number*100

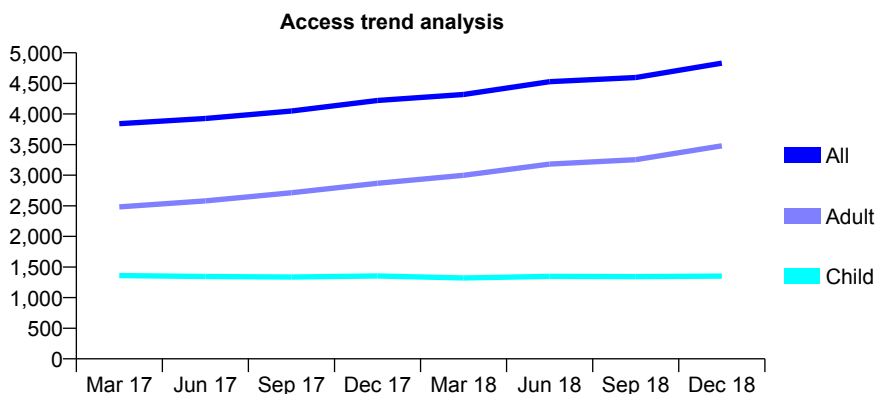
Q62 - Vital Signs At a Glance Contract Report for 327689/0001 - December 2018

Name or company name	MRS P WINAYAK
Contract type name	GDS Contract
Purpose of contract	General
Contract start date	01/04/2006
Contract end date	

18/19 Contracted general activity (UDA)	15,955
Carry forward general activity (UDA)	0
18/19 Contracted orthodontic activity (UOA)	0
Carry forward orthodontic activity (UOA)	0
Baseline contract value	£492,029.19

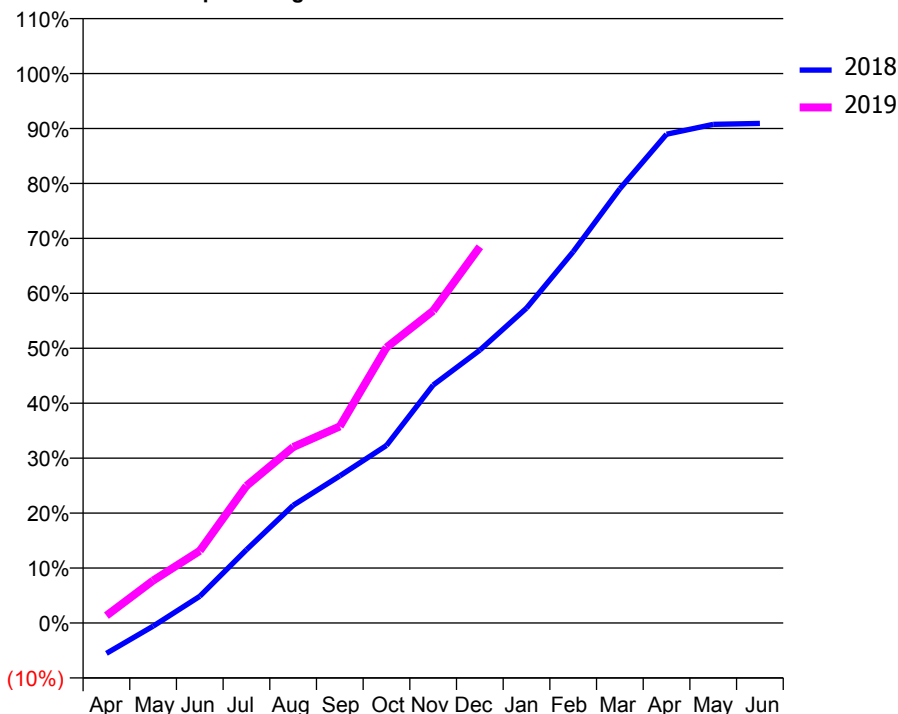
ACCESS*

Patients seen in 24 months	Total	Change since previous quarter
Quarter ending December 2017	4,222	
Quarter ending March 2018	4,320	↑
Quarter ending June 2018	4,529	↑
Quarter ending September 2018	4,596	→
Quarter ending December 2018	4,831	↑
Variance since December 2017	14.4%	↑



ACTIVITY

Cumulative percentage of contracted UDA delivered 2018 & 2019



Month	Adjusted Scheduled Activity (UDA)	
	2018	2019
April	-883	214
May	-94	1,232
June	776	2,098
July	2,129	3,980
August	3,417	5,108
September	4,271	5,708
October	5,154	8,000
November	6,910	9,067
December	7,922	10,924
January	9,142	
February	10,781	
March	12,609	
April	14,193	
May	14,477	
June	14,504	

QUALITY

	Quantity	Base Number	Contract	AT	Region	England
% of FP17s for the same patient ID Re-attending within 3 months - Children	156	1,186	13.2%	10.2%	11.8%	11.8%
% of FP17s for the same patient ID Re-attending within 3 months - Adults	569	2,867	19.8%	15.7%	16.7%	15.6%
% of FP17s for the same patient ID Re-attending between 3 & 9 months - Children	395	1,186	33.3%	48.3%	48.6%	58.8%
% of FP17s for the same patient ID Re-attending between 3 & 9 months - Adults	740	2,867	25.8%	38.5%	39.1%	51.0%
% of FP17s for Band 1 Urgent Courses	652	3,561	18.3%	11.0%	10.6%	9.0%
% of FP17s Relating to Free Repair or Replacements	10	3,561	0.3%	0.5%	0.5%	0.8%
% of FP17s Relating to Continuations	6	3,561	0.2%	0.5%	0.7%	0.9%
% of Patients satisfied with the dentistry they have received	1	1	N/A	87.7%	90.2%	93.2%
% of Patients satisfied with the time they had to wait for an appointment	1	1	N/A	85.7%	85.0%	88.3%

* This is based on patients treated on this contract for their most recent course of treatment. Figures in italics indicate the base number of FP17s or Patient Questionnaire responses are less than 100. N/A is shown where the base number of responses is less than 10 during the period. % is calculated as Quantity/Base number*100

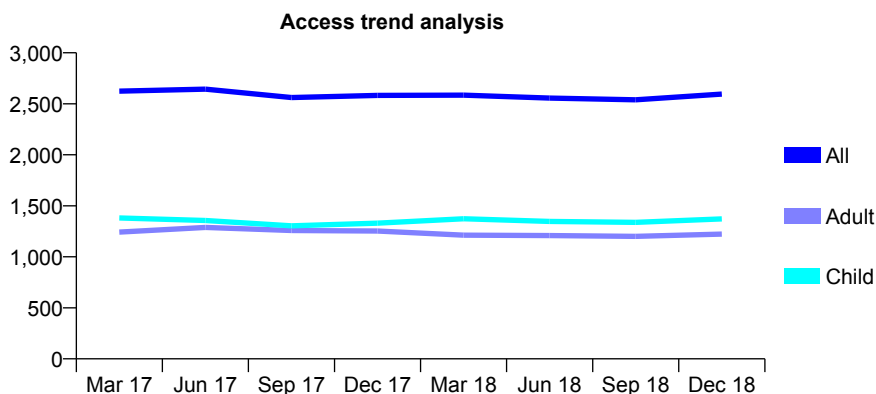
Q62 - Vital Signs At a Glance Contract Report for 327689/0002 - December 2018

Name or company name	MRS P WINAYAK
Contract type name	GDS Contract
Purpose of contract	General
Contract start date	01/04/2006
Contract end date	

18/19 Contracted general activity (UDA)	8,036
Carry forward general activity (UDA)	-1
18/19 Contracted orthodontic activity (UOA)	0
Carry forward orthodontic activity (UOA)	0
Baseline contract value	£268,360.93

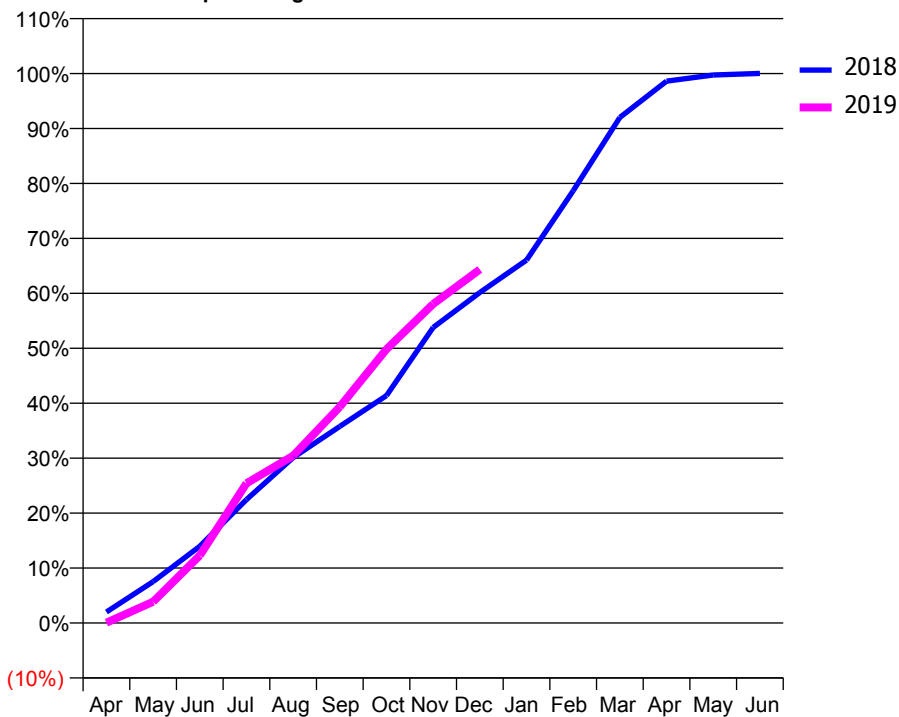
ACCESS*

Patients seen in 24 months	Total	Change since previous quarter
Quarter ending December 2017	2,583	
Quarter ending March 2018	2,585	→
Quarter ending June 2018	2,556	↓
Quarter ending September 2018	2,539	→
Quarter ending December 2018	2,595	↑
Variance since December 2017	0.5%	→



ACTIVITY

Cumulative percentage of contracted UDA delivered 2018 & 2019



Month	Adjusted Scheduled Activity (UDA)	
	2018	2019
April	161	4
May	606	311
June	1,121	987
July	1,805	2,042
August	2,419	2,447
September	2,876	3,162
October	3,327	4,004
November	4,323	4,666
December	4,833	5,171
January	5,306	
February	6,321	
March	7,394	
April	7,923	
May	8,013	
June	8,037	

QUALITY

	Quantity	Base Number	Contract	AT	Region	England
% of FP17s for the same patient ID Re-attending within 3 months - Children	98	1,065	9.2%	10.2%	11.8%	11.8%
% of FP17s for the same patient ID Re-attending within 3 months - Adults	165	808	20.4%	15.7%	16.7%	15.6%
% of FP17s for the same patient ID Re-attending between 3 & 9 months - Children	401	1,065	37.7%	48.3%	48.6%	58.8%
% of FP17s for the same patient ID Re-attending between 3 & 9 months - Adults	194	808	24.0%	38.5%	39.1%	51.0%
% of FP17s for Band 1 Urgent Courses	236	1,696	13.9%	11.0%	10.6%	9.0%
% of FP17s Relating to Free Repair or Replacements	1	1,696	0.1%	0.5%	0.5%	0.8%
% of FP17s Relating to Continuations	4	1,696	0.2%	0.5%	0.7%	0.9%
% of Patients satisfied with the dentistry they have received	1	2	N/A	87.7%	90.2%	93.2%
% of Patients satisfied with the time they had to wait for an appointment	1	2	N/A	85.7%	85.0%	88.3%

* This is based on patients treated on this contract for their most recent course of treatment. Figures in italics indicate the base number of FP17s or Patient Questionnaire responses are less than 100. N/A is shown where the base number of responses is less than 10 during the period. % is calculated as Quantity/Base number*100

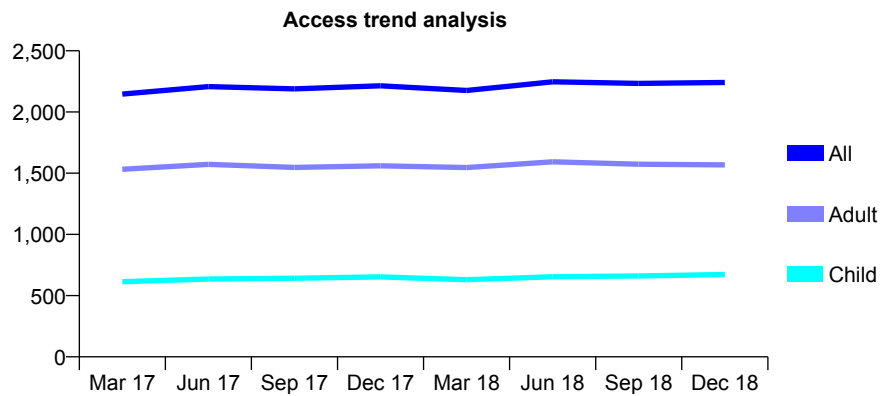
Q62 - Vital Signs At a Glance Contract Report for 328995/0002 - December 2018

Name or company name	MR I MOHAMMED
Contract type name	GDS Contract
Purpose of contract	General
Contract start date	01/04/2015
Contract end date	

18/19 Contracted general activity (UDA)	6,668
Carry forward general activity (UDA)	-13
18/19 Contracted orthodontic activity (UOA)	0
Carry forward orthodontic activity (UOA)	0
Baseline contract value	£206,853.28

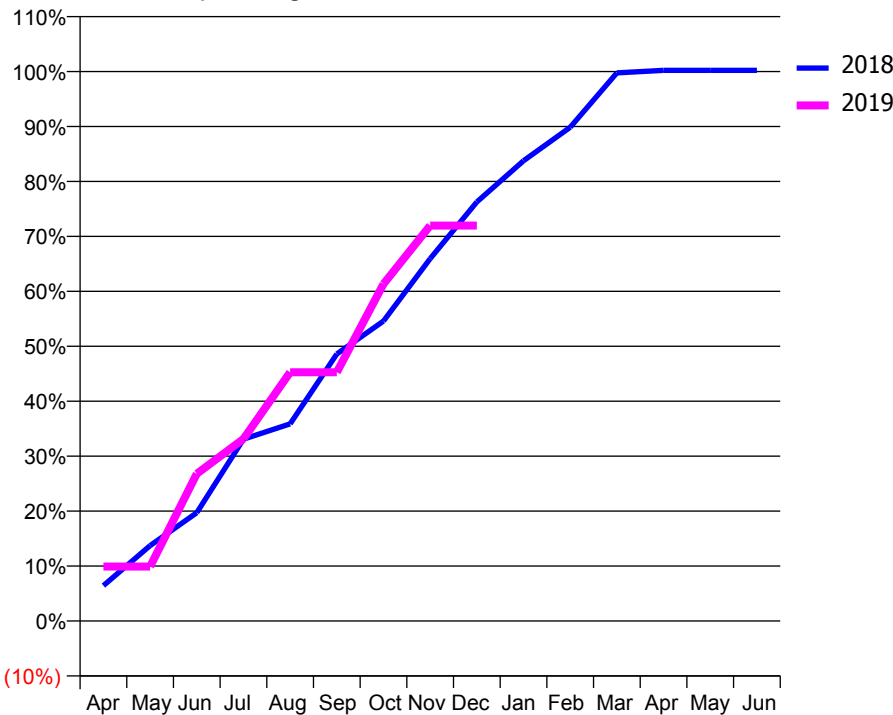
ACCESS*

Patients seen in 24 months	Total	Change since previous quarter
Quarter ending December 2017	2,214	
Quarter ending March 2018	2,176	↓
Quarter ending June 2018	2,247	↑
Quarter ending September 2018	2,234	→
Quarter ending December 2018	2,241	→
Variance since December 2017	1.2%	→



ACTIVITY

Cumulative percentage of contracted UDA delivered 2018 & 2019



Month	Adjusted Scheduled Activity (UDA)	
	2018	2019
April	430	661
May	916	661
June	1,314	1,788
July	2,207	2,209
August	2,392	3,018
September	3,240	3,018
October	3,639	4,089
November	4,397	4,799
December	5,085	4,799
January	5,585	
February	5,992	
March	6,652	
April	6,681	
May	6,681	
June	6,681	

QUALITY

	Quantity	Base Number	Contract	AT	Region	England
% of FP17s for the same patient ID Re-attending within 3 months - Children	23	420	5.5%	10.2%	11.8%	11.8%
% of FP17s for the same patient ID Re-attending within 3 months - Adults	86	979	8.8%	15.7%	16.7%	15.6%
% of FP17s for the same patient ID Re-attending between 3 & 9 months - Children	93	420	22.1%	48.3%	48.6%	58.8%
% of FP17s for the same patient ID Re-attending between 3 & 9 months - Adults	250	979	25.5%	38.5%	39.1%	51.0%
% of FP17s for Band 1 Urgent Courses	50	1,386	3.6%	11.0%	10.6%	9.0%
% of FP17s Relating to Free Repair or Replacements	3	1,386	0.2%	0.5%	0.5%	0.8%
% of FP17s Relating to Continuations	9	1,386	0.6%	0.5%	0.7%	0.9%
% of Patients satisfied with the dentistry they have received	0	1	N/A	87.7%	90.2%	93.2%
% of Patients satisfied with the time they had to wait for an appointment	0	1	N/A	85.7%	85.0%	88.3%

* This is based on patients treated on this contract for their most recent course of treatment. Figures in italics indicate the base number of FP17s or Patient Questionnaire responses are less than 100. N/A is shown where the base number of responses is less than 10 during the period. % is calculated as Quantity/Base number*100

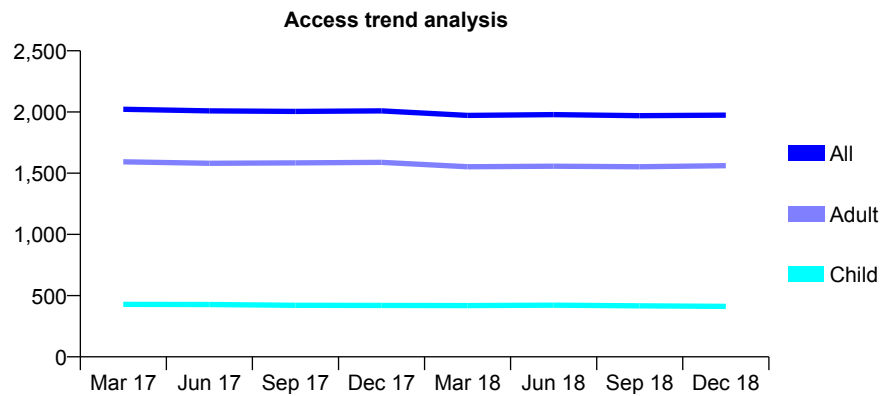
Q62 - Vital Signs At a Glance Contract Report for 331880/0001 - December 2018

Name or company name	MR NK PATEL
Contract type name	GDS Contract
Purpose of contract	General
Contract start date	01/04/2006
Contract end date	

18/19 Contracted general activity (UDA)	4,469
Carry forward general activity (UDA)	0
18/19 Contracted orthodontic activity (UOA)	0
Carry forward orthodontic activity (UOA)	0
Baseline contract value	£112,009.78

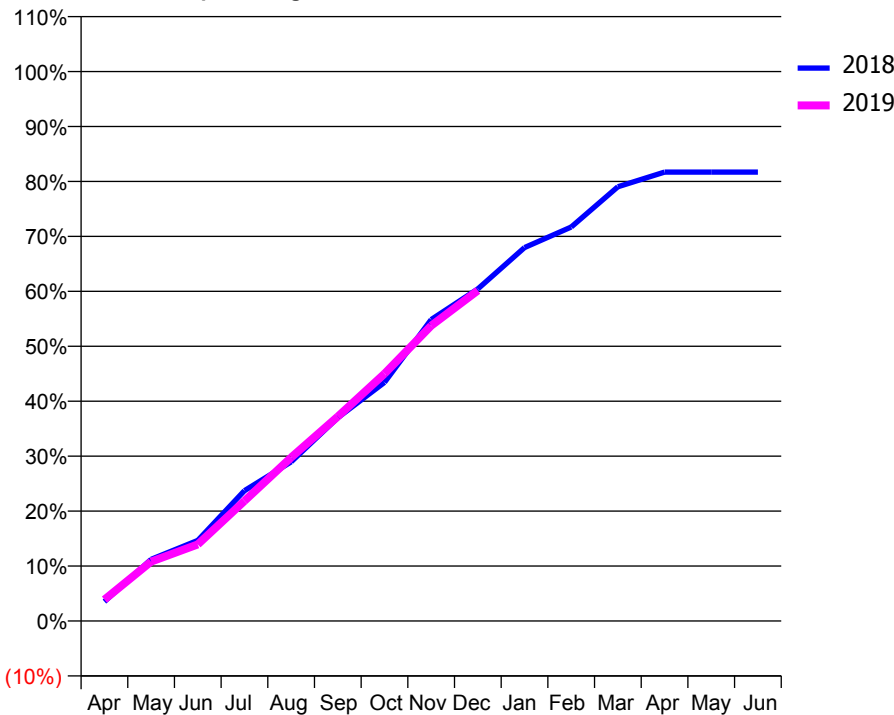
ACCESS*

Patients seen in 24 months	Total	Change since previous quarter
Quarter ending December 2017	2,009	
Quarter ending March 2018	1,972	↓
Quarter ending June 2018	1,979	→
Quarter ending September 2018	1,970	→
Quarter ending December 2018	1,974	→
Variance since December 2017	(1.7%)	↓



ACTIVITY

Cumulative percentage of contracted UDA delivered 2018 & 2019



Month	Adjusted Scheduled Activity (UDA)	
	2018	2019
April	158	174
May	501	483
June	656	623
July	1,060	977
August	1,295	1,330
September	1,653	1,663
October	1,941	2,011
November	2,452	2,402
December	2,701	2,687
January	3,037	
February	3,204	
March	3,532	
April	3,651	
May	3,651	
June	3,651	

QUALITY

	Quantity	Base Number	Contract	AT	Region	England
% of FP17s for the same patient ID Re-attending within 3 months - Children	11	338	3.3%	10.2%	11.8%	11.8%
% of FP17s for the same patient ID Re-attending within 3 months - Adults	39	1,038	3.8%	15.7%	16.7%	15.6%
% of FP17s for the same patient ID Re-attending between 3 & 9 months - Children	81	338	24.0%	48.3%	48.6%	58.8%
% of FP17s for the same patient ID Re-attending between 3 & 9 months - Adults	242	1,038	23.3%	38.5%	39.1%	51.0%
% of FP17s for Band 1 Urgent Courses	77	1,302	5.9%	11.0%	10.6%	9.0%
% of FP17s Relating to Free Repair or Replacements	0	1,302	0.0%	0.5%	0.5%	0.8%
% of FP17s Relating to Continuations	3	1,302	0.2%	0.5%	0.7%	0.9%
% of Patients satisfied with the dentistry they have received	1	1	N/A	87.7%	90.2%	93.2%
% of Patients satisfied with the time they had to wait for an appointment	1	1	N/A	85.7%	85.0%	88.3%

* This is based on patients treated on this contract for their most recent course of treatment. Figures in italics indicate the base number of FP17s or Patient Questionnaire responses are less than 100. N/A is shown where the base number of responses is less than 10 during the period. % is calculated as Quantity/Base number*100

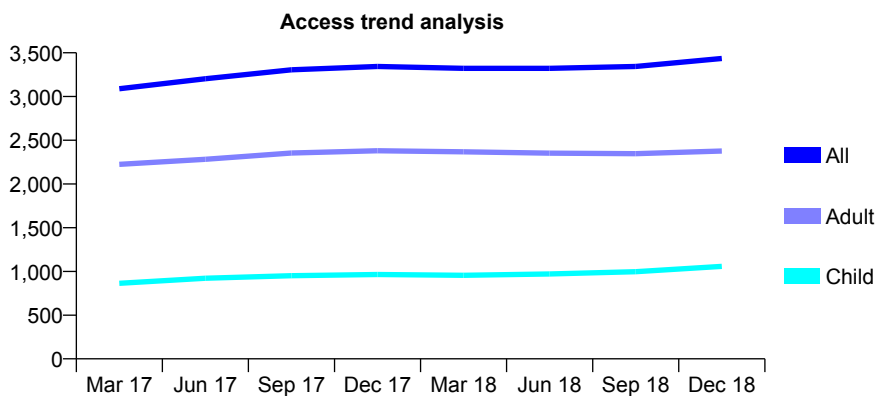
Q62 - Vital Signs At a Glance Contract Report for 333735/0002 - December 2018

Name or company name	Oracare Dental
Contract type name	GDS Contract
Purpose of contract	General
Contract start date	01/09/2010
Contract end date	

18/19 Contracted general activity (UDA)	8,914
Carry forward general activity (UDA)	665
18/19 Contracted orthodontic activity (UOA)	0
Carry forward orthodontic activity (UOA)	0
Baseline contract value	£245,305.98

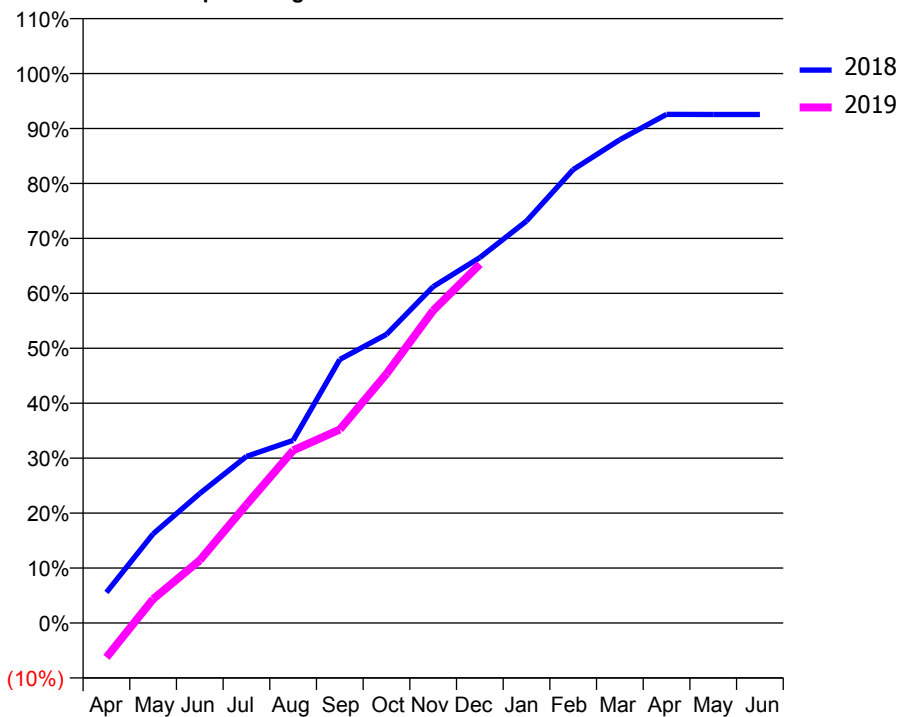
ACCESS*

Patients seen in 24 months	Total	Change since previous quarter
Quarter ending December 2017	3,344	
Quarter ending March 2018	3,323	→
Quarter ending June 2018	3,323	→
Quarter ending September 2018	3,344	→
Quarter ending December 2018	3,435	↑
Variance since December 2017	2.7%	↑



ACTIVITY

Cumulative percentage of contracted UDA delivered 2018 & 2019



Adjusted Scheduled Activity (UDA)		
Month	2018	2019
April	496	-559
May	1,445	388
June	2,101	1,017
July	2,702	1,921
August	2,963	2,800
September	4,276	3,139
October	4,683	4,042
November	5,456	5,070
December	5,929	5,820
January	6,521	
February	7,356	
March	7,840	
April	8,250	
May	8,249	
June	8,249	

QUALITY

	Quantity	Base Number	Contract	AT	Region	England
% of FP17s for the same patient ID Re-attending within 3 months - Children	74	956	7.7%	10.2%	11.8%	11.8%
% of FP17s for the same patient ID Re-attending within 3 months - Adults	290	1,834	15.8%	15.7%	16.7%	15.6%
% of FP17s for the same patient ID Re-attending between 3 & 9 months - Children	394	956	41.2%	48.3%	48.6%	58.8%
% of FP17s for the same patient ID Re-attending between 3 & 9 months - Adults	500	1,834	27.3%	38.5%	39.1%	51.0%
% of FP17s for Band 1 Urgent Courses	281	2,629	10.7%	11.0%	10.6%	9.0%
% of FP17s Relating to Free Repair or Replacements	27	2,629	1.0%	0.5%	0.5%	0.8%
% of FP17s Relating to Continuations	26	2,629	1.0%	0.5%	0.7%	0.9%
% of Patients satisfied with the dentistry they have received	1	1	N/A	87.7%	90.2%	93.2%
% of Patients satisfied with the time they had to wait for an appointment	1	1	N/A	85.7%	85.0%	88.3%

* This is based on patients treated on this contract for their most recent course of treatment. Figures in italics indicate the base number of FP17s or Patient Questionnaire responses are less than 100. N/A is shown where the base number of responses is less than 10 during the period. % is calculated as Quantity/Base number*100

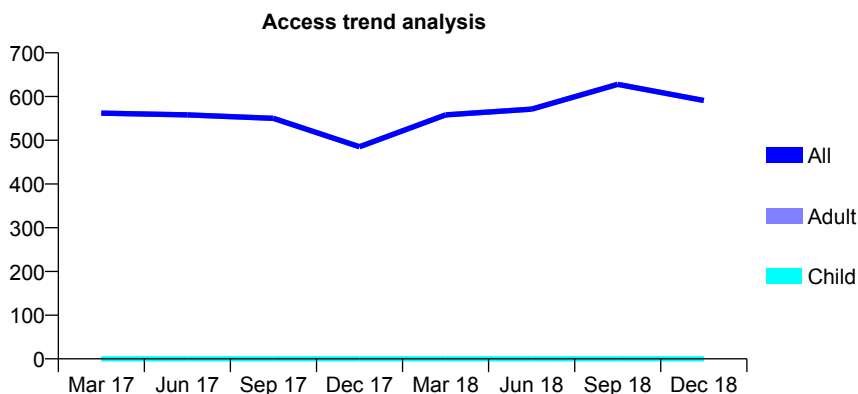
Q62 - Vital Signs At a Glance Contract Report for 334448/0001 - December 2018

Name or company name	LOVLINA KAUR BINDRA
Contract type name	GDS Contract
Purpose of contract	General
Contract start date	01/04/2006
Contract end date	

18/19 Contracted general activity (UDA)	1,999
Carry forward general activity (UDA)	-5
18/19 Contracted orthodontic activity (UOA)	0
Carry forward orthodontic activity (UOA)	0
Baseline contract value	£70,128.53

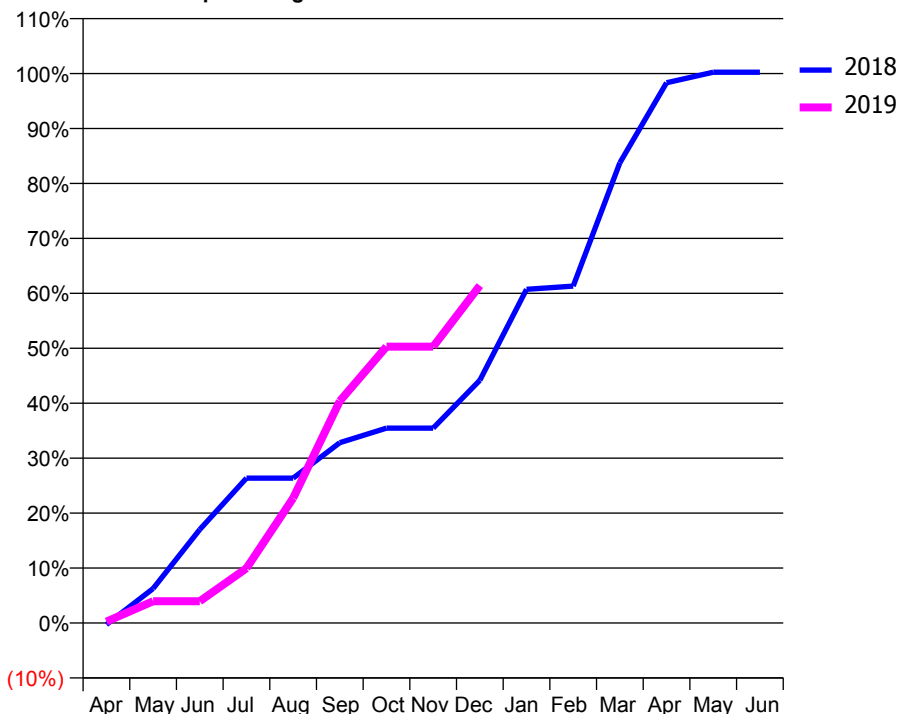
ACCESS*

Patients seen in 24 months	Total	Change since previous quarter
Quarter ending December 2017	485	
Quarter ending March 2018	558	↑
Quarter ending June 2018	571	↑
Quarter ending September 2018	628	↑
Quarter ending December 2018	591	↓
Variance since December 2017	21.9%	↑



ACTIVITY

Cumulative percentage of contracted UDA delivered 2018 & 2019



Month	Adjusted Scheduled Activity (UDA)	
	2018	2019
April	-6	5
May	125	79
June	340	79
July	527	199
August	527	454
September	656	808
October	709	1,005
November	709	1,005
December	883	1,227
January	1,214	
February	1,226	
March	1,674	
April	1,966	
May	2,004	
June	2,004	

QUALITY

	Quantity	Base Number	Contract	AT	Region	England
% of FP17s for the same patient ID Re-attending within 3 months - Children	0	0	N/A	10.2%	11.8%	11.8%
% of FP17s for the same patient ID Re-attending within 3 months - Adults	10	339	2.9%	15.7%	16.7%	15.6%
% of FP17s for the same patient ID Re-attending between 3 & 9 months - Children	0	0	N/A	48.3%	48.6%	58.8%
% of FP17s for the same patient ID Re-attending between 3 & 9 months - Adults	33	339	9.7%	38.5%	39.1%	51.0%
% of FP17s for Band 1 Urgent Courses	22	293	7.5%	11.0%	10.6%	9.0%
% of FP17s Relating to Free Repair or Replacements	0	293	0.0%	0.5%	0.5%	0.8%
% of FP17s Relating to Continuations	0	293	0.0%	0.5%	0.7%	0.9%
% of Patients satisfied with the dentistry they have received	0	0	N/A	87.7%	90.2%	93.2%
% of Patients satisfied with the time they had to wait for an appointment	0	0	N/A	85.7%	85.0%	88.3%

* This is based on patients treated on this contract for their most recent course of treatment. Figures in italics indicate the base number of FP17s or Patient Questionnaire responses are less than 100. N/A is shown where the base number of responses is less than 10 during the period. % is calculated as Quantity/Base number*100

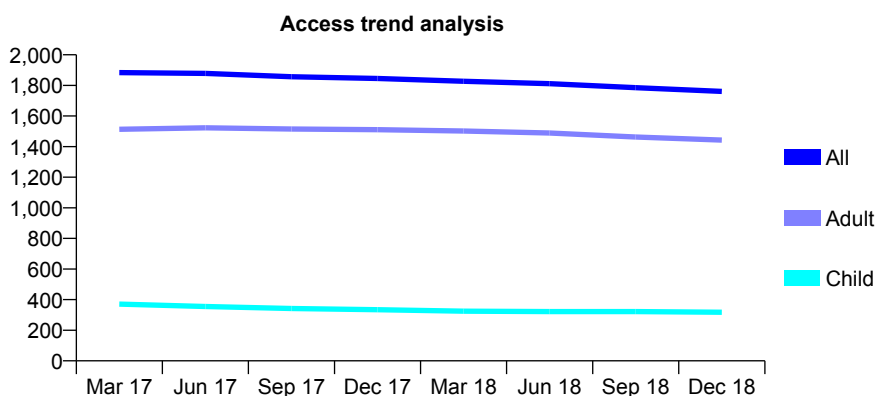
Q62 - Vital Signs At a Glance Contract Report for 334537/0001 - December 2018

Name or company name	MR SP AURORA
Contract type name	GDS Contract
Purpose of contract	General
Contract start date	01/04/2006
Contract end date	

18/19 Contracted general activity (UDA)	9,051
Carry forward general activity (UDA)	9
18/19 Contracted orthodontic activity (UOA)	0
Carry forward orthodontic activity (UOA)	0
Baseline contract value	£282,626.19

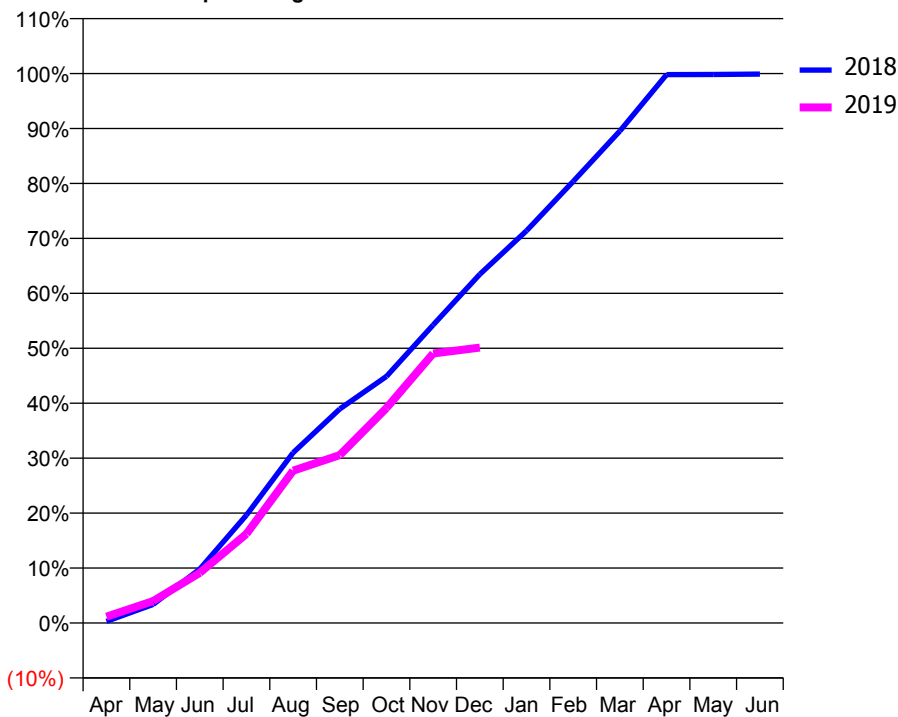
ACCESS*

Patients seen in 24 months	Total	Change since previous quarter
Quarter ending December 2017	1,845	
Quarter ending March 2018	1,827	→
Quarter ending June 2018	1,811	→
Quarter ending September 2018	1,785	↓
Quarter ending December 2018	1,761	↓
Variance since December 2017	(4.6%)	↓



ACTIVITY

Cumulative percentage of contracted UDA delivered 2018 & 2019



Month	Adjusted Scheduled Activity (UDA)	
	2018	2019
April	28	105
May	307	361
June	889	827
July	1,778	1,468
August	2,805	2,510
September	3,526	2,766
October	4,061	3,542
November	4,909	4,439
December	5,745	4,536
January	6,461	
February	7,273	
March	8,104	
April	9,033	
May	9,036	
June	9,042	

QUALITY

	Quantity	Base Number	Contract	AT	Region	England
% of FP17s for the same patient ID Re-attending within 3 months - Children	39	374	10.4%	10.2%	11.8%	11.8%
% of FP17s for the same patient ID Re-attending within 3 months - Adults	345	1,732	19.9%	15.7%	16.7%	15.6%
% of FP17s for the same patient ID Re-attending between 3 & 9 months - Children	253	374	67.6%	48.3%	48.6%	58.8%
% of FP17s for the same patient ID Re-attending between 3 & 9 months - Adults	1,120	1,732	64.7%	38.5%	39.1%	51.0%
% of FP17s for Band 1 Urgent Courses	69	1,846	3.7%	11.0%	10.6%	9.0%
% of FP17s Relating to Free Repair or Replacements	24	1,846	1.3%	0.5%	0.5%	0.8%
% of FP17s Relating to Continuations	16	1,846	0.9%	0.5%	0.7%	0.9%
% of Patients satisfied with the dentistry they have received	0	0	N/A	87.7%	90.2%	93.2%
% of Patients satisfied with the time they had to wait for an appointment	0	0	N/A	85.7%	85.0%	88.3%

* This is based on patients treated on this contract for their most recent course of treatment. Figures in italics indicate the base number of FP17s or Patient Questionnaire responses are less than 100. N/A is shown where the base number of responses is less than 10 during the period. % is calculated as Quantity/Base number*100

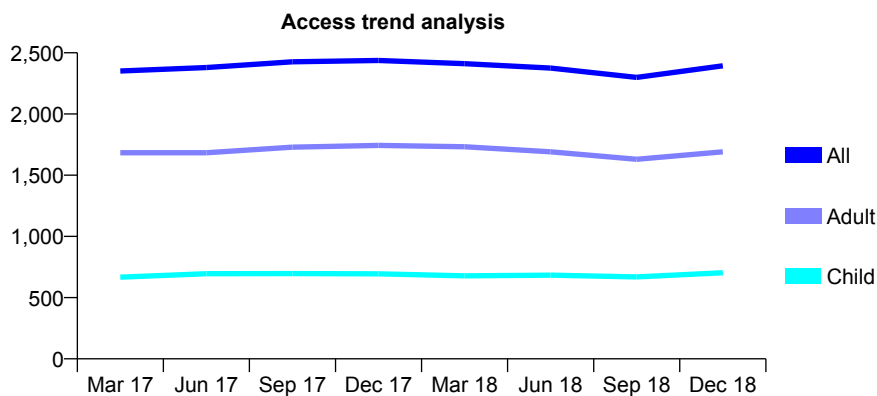
Q62 - Vital Signs At a Glance Contract Report for 335428/0001 - December 2018

Name or company name	MR AV PATEL
Contract type name	GDS Contract
Purpose of contract	General
Contract start date	01/04/2006
Contract end date	

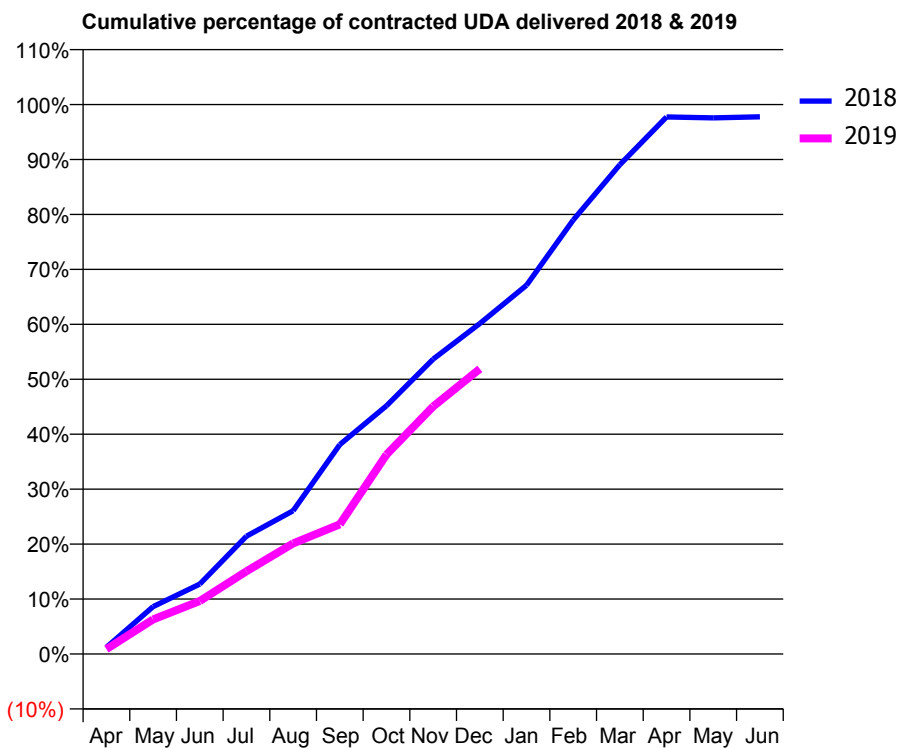
18/19 Contracted general activity (UDA)	7,417
Carry forward general activity (UDA)	166
18/19 Contracted orthodontic activity (UOA)	0
Carry forward orthodontic activity (UOA)	0
Baseline contract value	£235,745.33

ACCESS*

Patients seen in 24 months	Total	Change since previous quarter
Quarter ending December 2017	2,437	
Quarter ending March 2018	2,411	↓
Quarter ending June 2018	2,375	↓
Quarter ending September 2018	2,299	↓
Quarter ending December 2018	2,394	↑
Variance since December 2017	(1.8%)	↓



ACTIVITY



Adjusted Scheduled Activity (UDA)		
Month	2018	2019
April	91	66
May	640	467
June	944	715
July	1,591	1,117
August	1,933	1,492
September	2,826	1,751
October	3,350	2,691
November	3,980	3,341
December	4,460	3,850
January	4,978	
February	5,857	
March	6,605	
April	7,249	
May	7,237	
June	7,251	

QUALITY

	Quantity	Base Number	Contract	AT	Region	England
% of FP17s for the same patient ID Re-attending within 3 months - Children	19	492	3.9%	10.2%	11.8%	11.8%
% of FP17s for the same patient ID Re-attending within 3 months - Adults	91	933	9.8%	15.7%	16.7%	15.6%
% of FP17s for the same patient ID Re-attending between 3 & 9 months - Children	235	492	47.8%	48.3%	48.6%	58.8%
% of FP17s for the same patient ID Re-attending between 3 & 9 months - Adults	305	933	32.7%	38.5%	39.1%	51.0%
% of FP17s for Band 1 Urgent Courses	150	1,504	10.0%	11.0%	10.6%	9.0%
% of FP17s Relating to Free Repair or Replacements	9	1,504	0.6%	0.5%	0.5%	0.8%
% of FP17s Relating to Continuations	5	1,504	0.3%	0.5%	0.7%	0.9%
% of Patients satisfied with the dentistry they have received	0	0	N/A	87.7%	90.2%	93.2%
% of Patients satisfied with the time they had to wait for an appointment	0	0	N/A	85.7%	85.0%	88.3%

* This is based on patients treated on this contract for their most recent course of treatment. Figures in italics indicate the base number of FP17s or Patient Questionnaire responses are less than 100. N/A is shown where the base number of responses is less than 10 during the period. % is calculated as Quantity/Base number*100

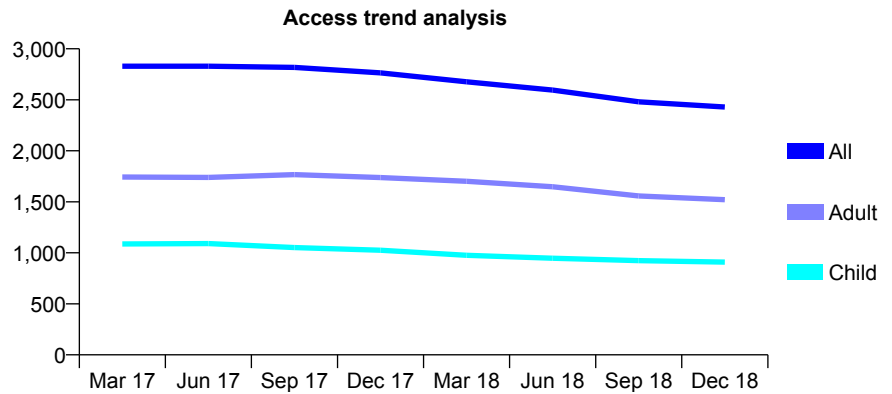
Q62 - Vital Signs At a Glance Contract Report for 335428/0003 - December 2018

Name or company name	MR AV PATEL
Contract type name	GDS Contract
Purpose of contract	General
Contract start date	02/08/2006
Contract end date	

18/19 Contracted general activity (UDA)	5,989
Carry forward general activity (UDA)	-110
18/19 Contracted orthodontic activity (UOA)	0
Carry forward orthodontic activity (UOA)	0
Baseline contract value	£193,988.81

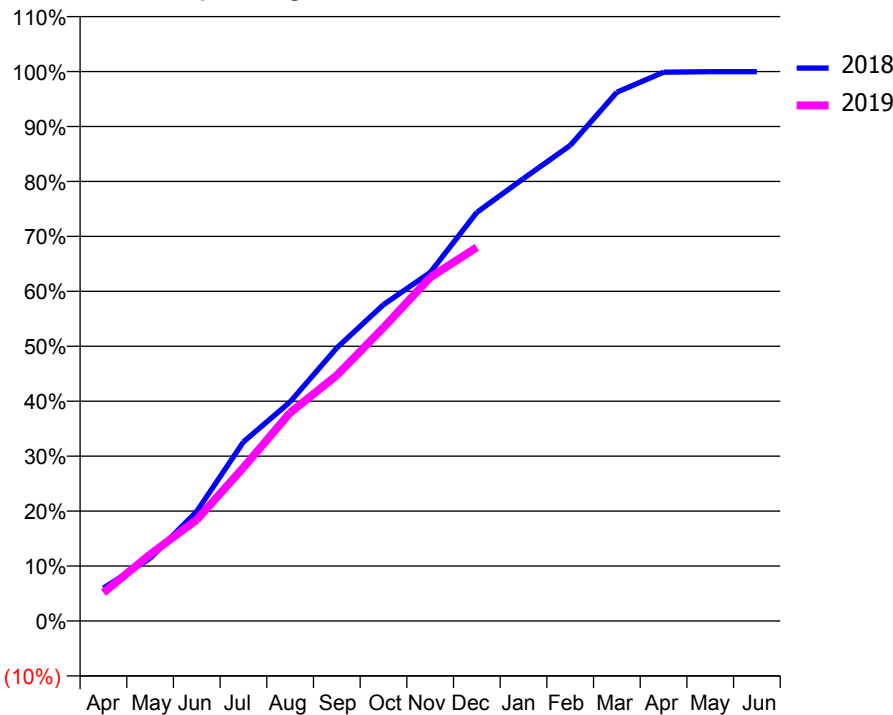
ACCESS*

Patients seen in 24 months	Total	Change since previous quarter
Quarter ending December 2017	2,764	
Quarter ending March 2018	2,677	↓
Quarter ending June 2018	2,595	↓
Quarter ending September 2018	2,480	↓
Quarter ending December 2018	2,430	↓
Variance since December 2017	(12.1%)	↓



ACTIVITY

Cumulative percentage of contracted UDA delivered 2018 & 2019



Month	Adjusted Scheduled Activity (UDA)	
	2018	2019
April	359	309
May	684	726
June	1,195	1,104
July	1,953	1,674
August	2,389	2,271
September	2,978	2,678
October	3,448	3,198
November	3,798	3,744
December	4,454	4,073
January	4,824	
February	5,184	
March	5,763	
April	5,981	
May	5,987	
June	5,987	

QUALITY

	Quantity	Base Number	Contract	AT	Region	England
% of FP17s for the same patient ID Re-attending within 3 months - Children	42	812	5.2%	10.2%	11.8%	11.8%
% of FP17s for the same patient ID Re-attending within 3 months - Adults	111	1,051	10.6%	15.7%	16.7%	15.6%
% of FP17s for the same patient ID Re-attending between 3 & 9 months - Children	429	812	52.8%	48.3%	48.6%	58.8%
% of FP17s for the same patient ID Re-attending between 3 & 9 months - Adults	361	1,051	34.3%	38.5%	39.1%	51.0%
% of FP17s for Band 1 Urgent Courses	170	1,714	9.9%	11.0%	10.6%	9.0%
% of FP17s Relating to Free Repair or Replacements	3	1,714	0.2%	0.5%	0.5%	0.8%
% of FP17s Relating to Continuations	7	1,714	0.4%	0.5%	0.7%	0.9%
% of Patients satisfied with the dentistry they have received	0	0	N/A	87.7%	90.2%	93.2%
% of Patients satisfied with the time they had to wait for an appointment	0	0	N/A	85.7%	85.0%	88.3%

* This is based on patients treated on this contract for their most recent course of treatment. Figures in italics indicate the base number of FP17s or Patient Questionnaire responses are less than 100. N/A is shown where the base number of responses is less than 10 during the period. % is calculated as Quantity/Base number*100

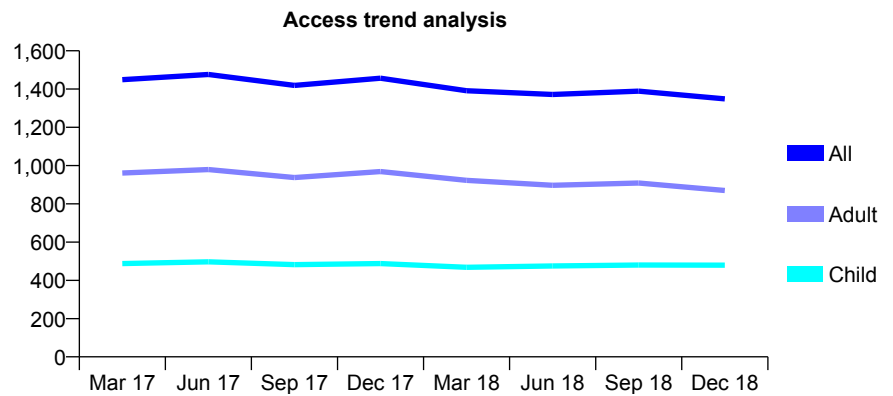
Q62 - Vital Signs At a Glance Contract Report for 335509/0001 - December 2018

Name or company name	MRS GC BASKERAN
Contract type name	GDS Contract
Purpose of contract	General
Contract start date	01/04/2006
Contract end date	

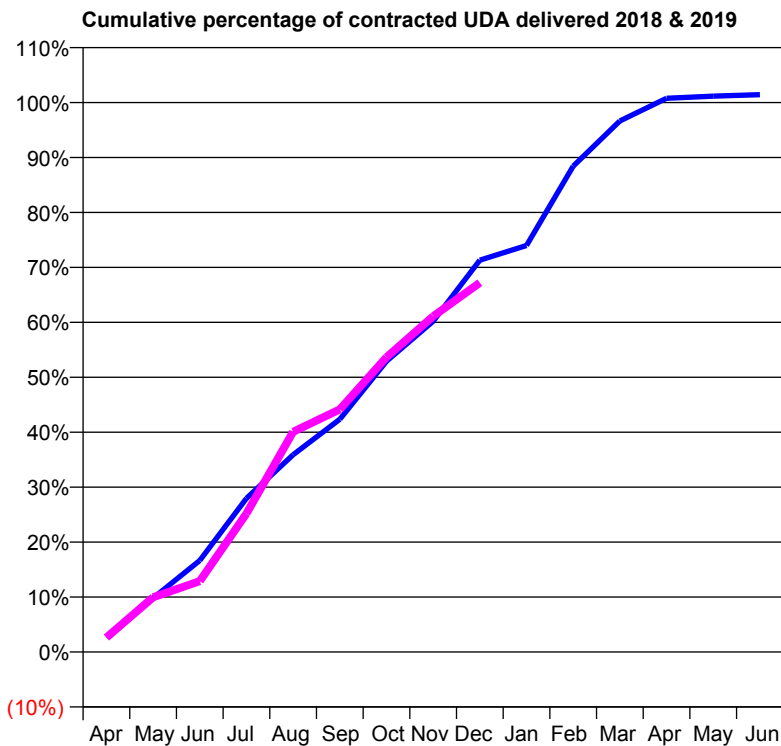
18/19 Contracted general activity (UDA)	4,773
Carry forward general activity (UDA)	-68
18/19 Contracted orthodontic activity (UOA)	0
Carry forward orthodontic activity (UOA)	0
Baseline contract value	£130,200.03

ACCESS*

Patients seen in 24 months	Total	Change since previous quarter
Quarter ending December 2017	1,457	
Quarter ending March 2018	1,391	↓
Quarter ending June 2018	1,372	↓
Quarter ending September 2018	1,389	→
Quarter ending December 2018	1,349	↓
Variance since December 2017	(7.4%)	↓



ACTIVITY



Month	Adjusted Scheduled Activity (UDA)	
	2018	2019
April	129	126
May	468	475
June	795	616
July	1,335	1,203
August	1,713	1,913
September	2,022	2,107
October	2,525	2,561
November	2,873	2,915
December	3,404	3,208
January	3,531	
February	4,220	
March	4,613	
April	4,810	
May	4,828	
June	4,841	

QUALITY

	Quantity	Base Number	Contract	AT	Region	England
% of FP17s for the same patient ID Re-attending within 3 months - Children	4	328	1.2%	10.2%	11.8%	11.8%
% of FP17s for the same patient ID Re-attending within 3 months - Adults	38	541	7.0%	15.7%	16.7%	15.6%
% of FP17s for the same patient ID Re-attending between 3 & 9 months - Children	97	328	29.6%	48.3%	48.6%	58.8%
% of FP17s for the same patient ID Re-attending between 3 & 9 months - Adults	176	541	32.5%	38.5%	39.1%	51.0%
% of FP17s for Band 1 Urgent Courses	32	817	3.9%	11.0%	10.6%	9.0%
% of FP17s Relating to Free Repair or Replacements	24	817	2.9%	0.5%	0.5%	0.8%
% of FP17s Relating to Continuations	2	817	0.2%	0.5%	0.7%	0.9%
% of Patients satisfied with the dentistry they have received	0	0	N/A	87.7%	90.2%	93.2%
% of Patients satisfied with the time they had to wait for an appointment	0	0	N/A	85.7%	85.0%	88.3%

* This is based on patients treated on this contract for their most recent course of treatment. Figures in italics indicate the base number of FP17s or Patient Questionnaire responses are less than 100. N/A is shown where the base number of responses is less than 10 during the period. % is calculated as Quantity/Base number*100

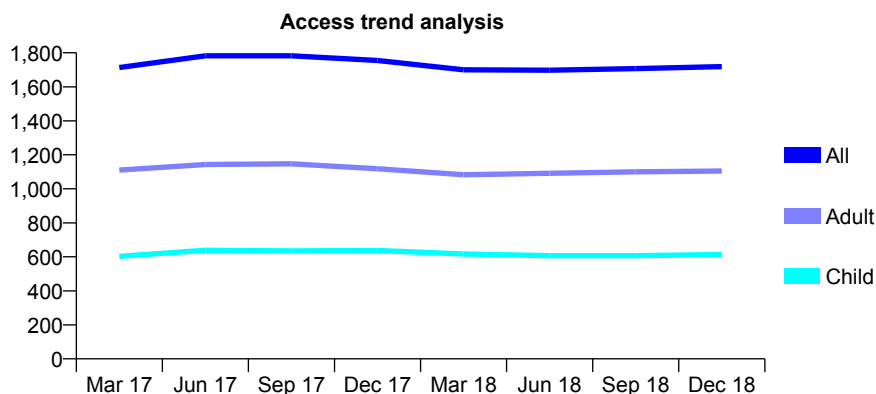
Q62 - Vital Signs At a Glance Contract Report for 335754/0001 - December 2018

Name or company name	MR N DIXIT
Contract type name	GDS Contract
Purpose of contract	General
Contract start date	01/04/2006
Contract end date	

18/19 Contracted general activity (UDA)	4,525
Carry forward general activity (UDA)	0
18/19 Contracted orthodontic activity (UOA)	0
Carry forward orthodontic activity (UOA)	0
Baseline contract value	£147,423.01

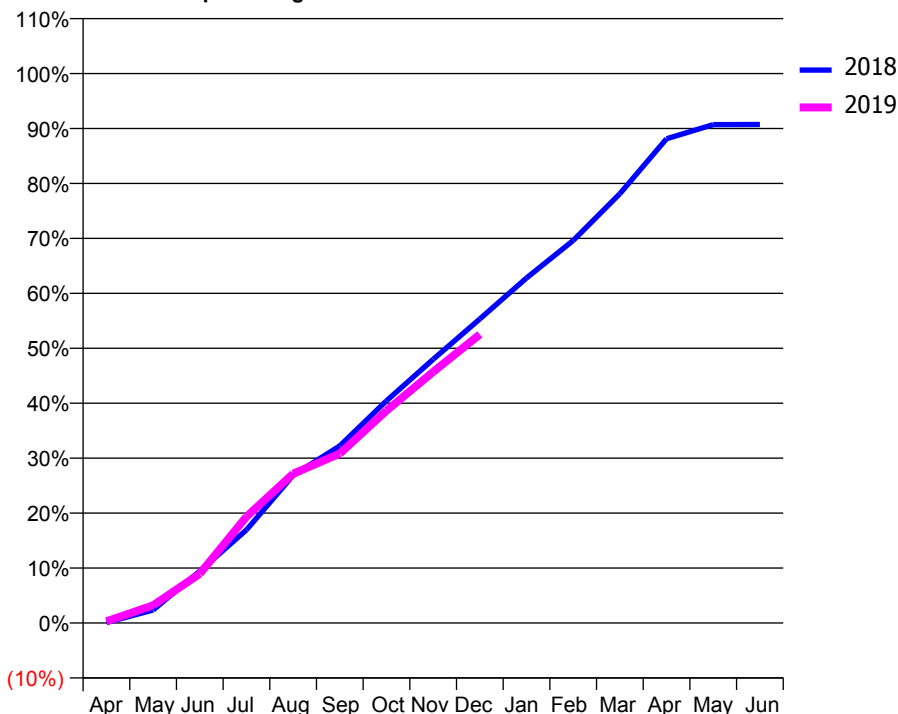
ACCESS*

Patients seen in 24 months	Total	Change since previous quarter
Quarter ending December 2017	1,755	
Quarter ending March 2018	1,700	↓
Quarter ending June 2018	1,698	→
Quarter ending September 2018	1,707	→
Quarter ending December 2018	1,719	→
Variance since December 2017	(2.1%)	↓



ACTIVITY

Cumulative percentage of contracted UDA delivered 2018 & 2019



Month	Adjusted Scheduled Activity (UDA)	
	2018	2019
April	4	14
May	107	145
June	427	406
July	767	876
August	1,217	1,229
September	1,458	1,396
October	1,830	1,749
November	2,171	2,068
December	2,504	2,377
January	2,841	
February	3,150	
March	3,535	
April	3,988	
May	4,104	
June	4,106	

QUALITY

	Quantity	Base Number	Contract	AT	Region	England
% of FP17s for the same patient ID Re-attending within 3 months - Children	36	652	5.5%	10.2%	11.8%	11.8%
% of FP17s for the same patient ID Re-attending within 3 months - Adults	108	944	11.4%	15.7%	16.7%	15.6%
% of FP17s for the same patient ID Re-attending between 3 & 9 months - Children	371	652	56.9%	48.3%	48.6%	58.8%
% of FP17s for the same patient ID Re-attending between 3 & 9 months - Adults	449	944	47.6%	38.5%	39.1%	51.0%
% of FP17s for Band 1 Urgent Courses	98	1,339	7.3%	11.0%	10.6%	9.0%
% of FP17s Relating to Free Repair or Replacements	3	1,339	0.2%	0.5%	0.5%	0.8%
% of FP17s Relating to Continuations	15	1,339	1.1%	0.5%	0.7%	0.9%
% of Patients satisfied with the dentistry they have received	1	2	N/A	87.7%	90.2%	93.2%
% of Patients satisfied with the time they had to wait for an appointment	1	2	N/A	85.7%	85.0%	88.3%

* This is based on patients treated on this contract for their most recent course of treatment. Figures in italics indicate the base number of FP17s or Patient Questionnaire responses are less than 100. N/A is shown where the base number of responses is less than 10 during the period. % is calculated as Quantity/Base number*100

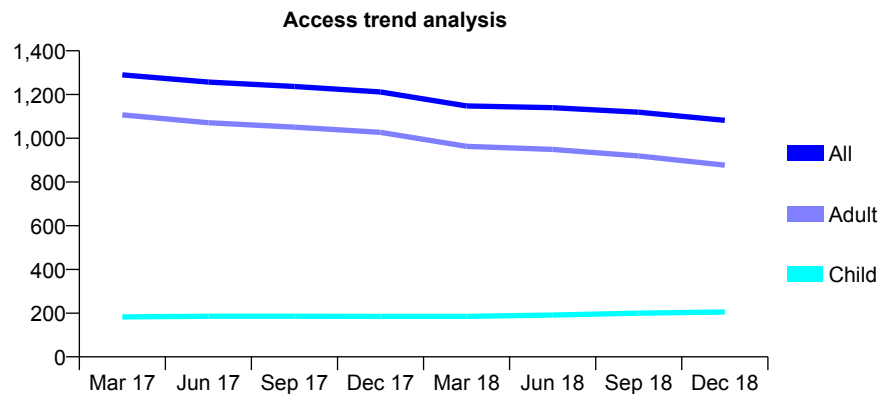
Q62 - Vital Signs At a Glance Contract Report for 337501/0001 - December 2018

Name or company name	MR E GHATEH
Contract type name	GDS Contract
Purpose of contract	General
Contract start date	01/04/2006
Contract end date	

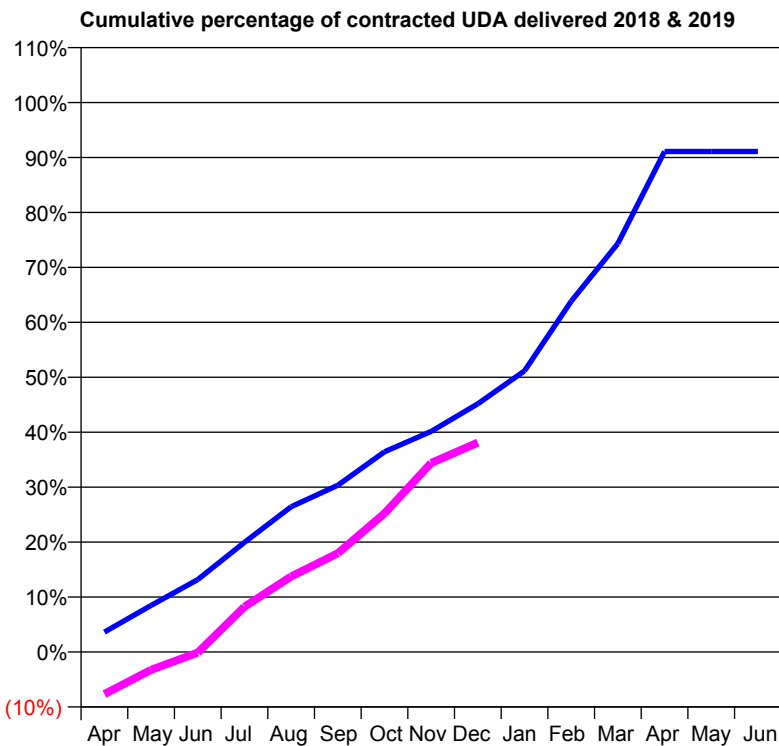
18/19 Contracted general activity (UDA)	4,250
Carry forward general activity (UDA)	379
18/19 Contracted orthodontic activity (UOA)	0
Carry forward orthodontic activity (UOA)	0
Baseline contract value	£131,459.54

ACCESS*

Patients seen in 24 months	Total	Change since previous quarter
Quarter ending December 2017	1,212	
Quarter ending March 2018	1,148	↓
Quarter ending June 2018	1,140	→
Quarter ending September 2018	1,119	↓
Quarter ending December 2018	1,082	↓
Variance since December 2017	(10.7%)	↓



ACTIVITY



Month	Adjusted Scheduled Activity (UDA)	
	2018	2019
April	154	-327
May	360	-139
June	561	-6
July	848	350
August	1,124	584
September	1,290	764
October	1,549	1,072
November	1,706	1,462
December	1,920	1,620
January	2,175	
February	2,713	
March	3,159	
April	3,871	
May	3,871	
June	3,871	

QUALITY

	Quantity	Base Number	Contract	AT	Region	England
% of FP17s for the same patient ID Re-attending within 3 months - Children	17	161	10.6%	10.2%	11.8%	11.8%
% of FP17s for the same patient ID Re-attending within 3 months - Adults	100	649	15.4%	15.7%	16.7%	15.6%
% of FP17s for the same patient ID Re-attending between 3 & 9 months - Children	51	161	31.7%	48.3%	48.6%	58.8%
% of FP17s for the same patient ID Re-attending between 3 & 9 months - Adults	179	649	27.6%	38.5%	39.1%	51.0%
% of FP17s for Band 1 Urgent Courses	138	687	20.1%	11.0%	10.6%	9.0%
% of FP17s Relating to Free Repair or Replacements	6	687	0.9%	0.5%	0.5%	0.8%
% of FP17s Relating to Continuations	6	687	0.9%	0.5%	0.7%	0.9%
% of Patients satisfied with the dentistry they have received	0	0	N/A	87.7%	90.2%	93.2%
% of Patients satisfied with the time they had to wait for an appointment	0	0	N/A	85.7%	85.0%	88.3%

* This is based on patients treated on this contract for their most recent course of treatment. Figures in italics indicate the base number of FP17s or Patient Questionnaire responses are less than 100. N/A is shown where the base number of responses is less than 10 during the period. % is calculated as Quantity/Base number*100

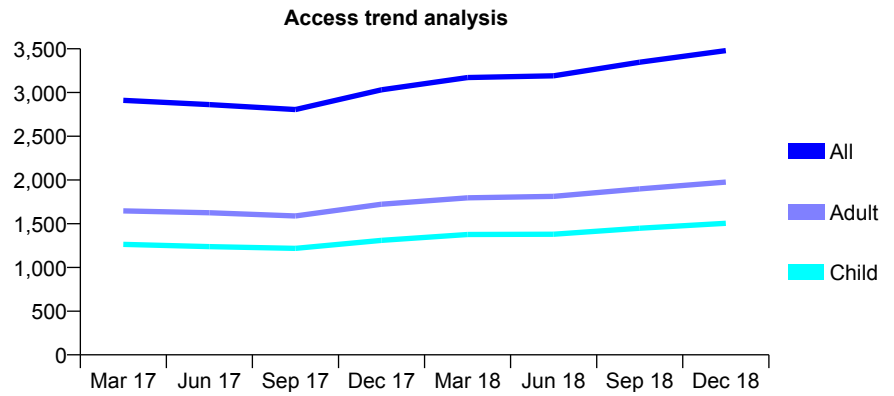
Q62 - Vital Signs At a Glance Contract Report for 341134/0001 - December 2018

Name or company name	MR A GHAFFARPOUR
Contract type name	GDS Contract
Purpose of contract	General
Contract start date	01/04/2006
Contract end date	

18/19 Contracted general activity (UDA)	7,125
Carry forward general activity (UDA)	68
18/19 Contracted orthodontic activity (UOA)	0
Carry forward orthodontic activity (UOA)	0
Baseline contract value	£348,908.01

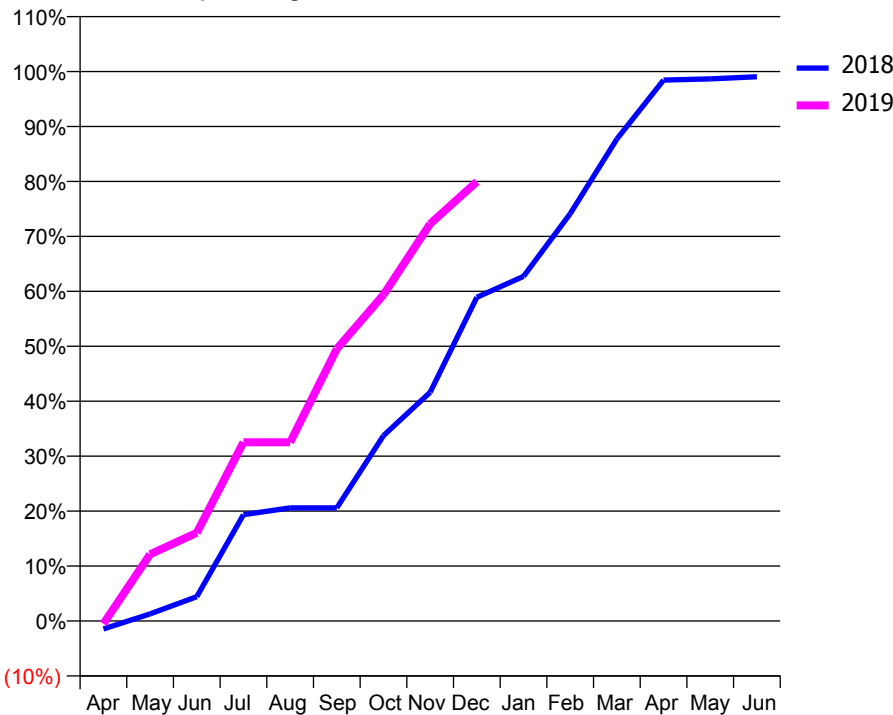
ACCESS*

Patients seen in 24 months	Total	Change since previous quarter
Quarter ending December 2017	3,031	
Quarter ending March 2018	3,172	↑
Quarter ending June 2018	3,191	→
Quarter ending September 2018	3,346	↑
Quarter ending December 2018	3,479	↑
Variance since December 2017	14.8%	↑



ACTIVITY

Cumulative percentage of contracted UDA delivered 2018 & 2019



Month	Adjusted Scheduled Activity (UDA)	
	2018	2019
April	-105	-37
May	92	865
June	316	1,143
July	1,379	2,318
August	1,468	2,318
September	1,468	3,528
October	2,404	4,230
November	2,965	5,150
December	4,198	5,696
January	4,468	
February	5,281	
March	6,249	
April	7,013	
May	7,029	
June	7,057	

QUALITY

	Quantity	Base Number	Contract	AT	Region	England
% of FP17s for the same patient ID Re-attending within 3 months - Children	46	1,144	4.0%	10.2%	11.8%	11.8%
% of FP17s for the same patient ID Re-attending within 3 months - Adults	61	1,259	4.8%	15.7%	16.7%	15.6%
% of FP17s for the same patient ID Re-attending between 3 & 9 months - Children	324	1,144	28.3%	48.3%	48.6%	58.8%
% of FP17s for the same patient ID Re-attending between 3 & 9 months - Adults	215	1,259	17.1%	38.5%	39.1%	51.0%
% of FP17s for Band 1 Urgent Courses	60	2,149	2.8%	11.0%	10.6%	9.0%
% of FP17s Relating to Free Repair or Replacements	0	2,149	0.0%	0.5%	0.5%	0.8%
% of FP17s Relating to Continuations	7	2,149	0.3%	0.5%	0.7%	0.9%
% of Patients satisfied with the dentistry they have received	2	4	N/A	87.7%	90.2%	93.2%
% of Patients satisfied with the time they had to wait for an appointment	2	4	N/A	85.7%	85.0%	88.3%

* This is based on patients treated on this contract for their most recent course of treatment. Figures in italics indicate the base number of FP17s or Patient Questionnaire responses are less than 100. N/A is shown where the base number of responses is less than 10 during the period. % is calculated as Quantity/Base number*100

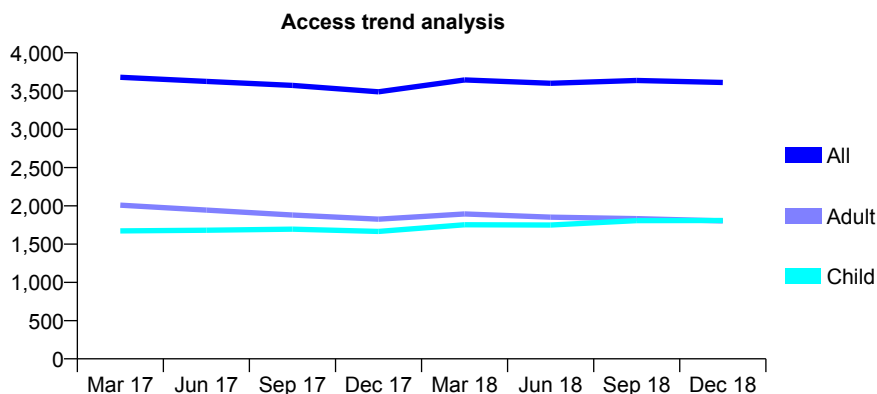
Q62 - Vital Signs At a Glance Contract Report for 341916/0001 - December 2018

Name or company name	MR G AL-SHAikh RADI
Contract type name	GDS Contract
Purpose of contract	General
Contract start date	01/04/2006
Contract end date	

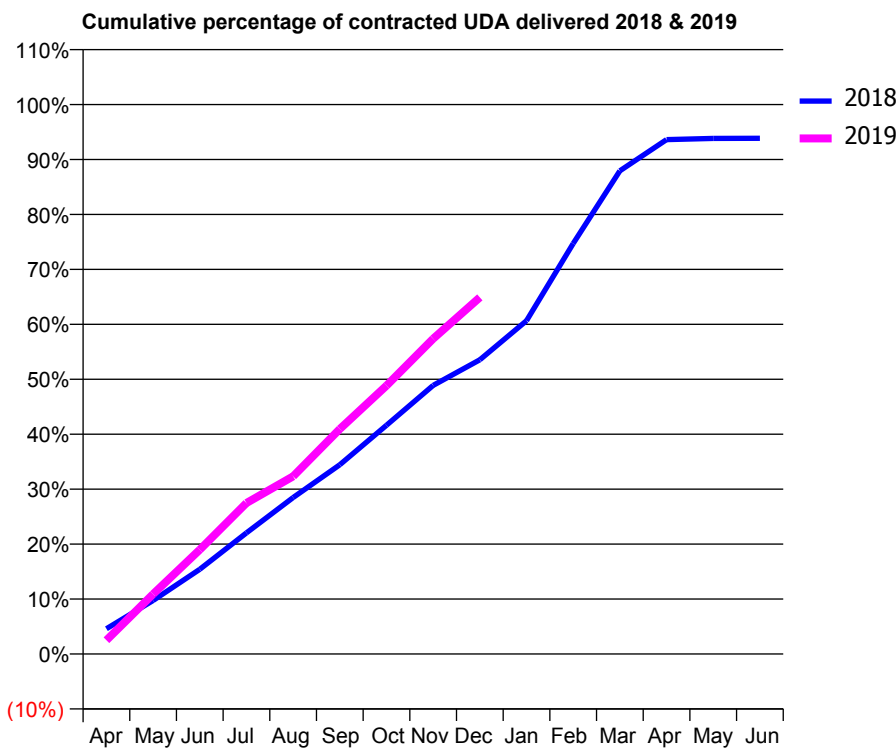
18/19 Contracted general activity (UDA)	11,917
Carry forward general activity (UDA)	0
18/19 Contracted orthodontic activity (UOA)	0
Carry forward orthodontic activity (UOA)	0
Baseline contract value	£320,876.38

ACCESS*

Patients seen in 24 months	Total	Change since previous quarter
Quarter ending December 2017	3,490	
Quarter ending March 2018	3,646	↑
Quarter ending June 2018	3,601	↓
Quarter ending September 2018	3,639	→
Quarter ending December 2018	3,612	→
Variance since December 2017	3.5%	↑



ACTIVITY



Month	2018	2019
April	549	298
May	1,161	1,299
June	1,838	2,262
July	2,627	3,274
August	3,393	3,853
September	4,104	4,881
October	4,960	5,819
November	5,827	6,838
December	6,380	7,735
January	7,229	
February	8,902	
March	10,479	
April	11,157	
May	11,183	
June	11,185	

QUALITY

	Quantity	Base Number	Contract	AT	Region	England
% of FP17s for the same patient ID Re-attending within 3 months - Children	132	1,769	7.5%	10.2%	11.8%	11.8%
% of FP17s for the same patient ID Re-attending within 3 months - Adults	235	1,408	16.7%	15.7%	16.7%	15.6%
% of FP17s for the same patient ID Re-attending between 3 & 9 months - Children	864	1,769	48.8%	48.3%	48.6%	58.8%
% of FP17s for the same patient ID Re-attending between 3 & 9 months - Adults	456	1,408	32.4%	38.5%	39.1%	51.0%
% of FP17s for Band 1 Urgent Courses	299	3,024	9.9%	11.0%	10.6%	9.0%
% of FP17s Relating to Free Repair or Replacements	1	3,024	0.0%	0.5%	0.5%	0.8%
% of FP17s Relating to Continuations	0	3,024	0.0%	0.5%	0.7%	0.9%
% of Patients satisfied with the dentistry they have received	1	1	N/A	87.7%	90.2%	93.2%
% of Patients satisfied with the time they had to wait for an appointment	0	1	N/A	85.7%	85.0%	88.3%

* This is based on patients treated on this contract for their most recent course of treatment. Figures in italics indicate the base number of FP17s or Patient Questionnaire responses are less than 100. N/A is shown where the base number of responses is less than 10 during the period. % is calculated as Quantity/Base number*100

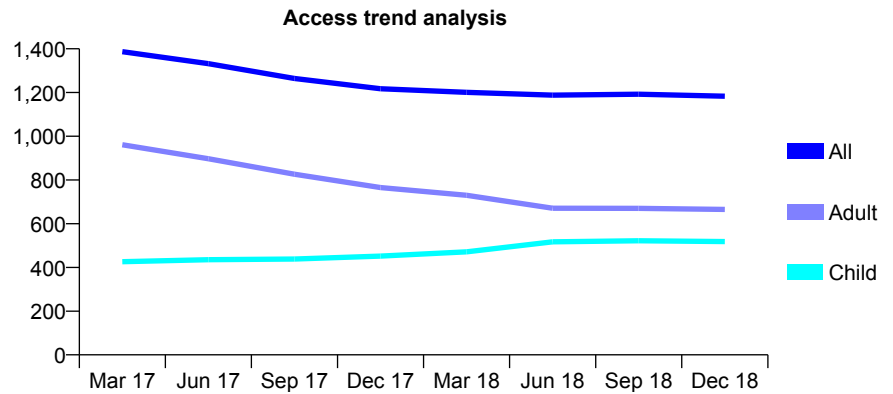
Q62 - Vital Signs At a Glance Contract Report for 341916/0002 - December 2018

Name or company name	MR G AL-SHAIKH RADI
Contract type name	GDS Contract
Purpose of contract	General
Contract start date	01/04/2006
Contract end date	

18/19 Contracted general activity (UDA)	5,201
Carry forward general activity (UDA)	-104
18/19 Contracted orthodontic activity (UOA)	0
Carry forward orthodontic activity (UOA)	0
Baseline contract value	£161,651.77

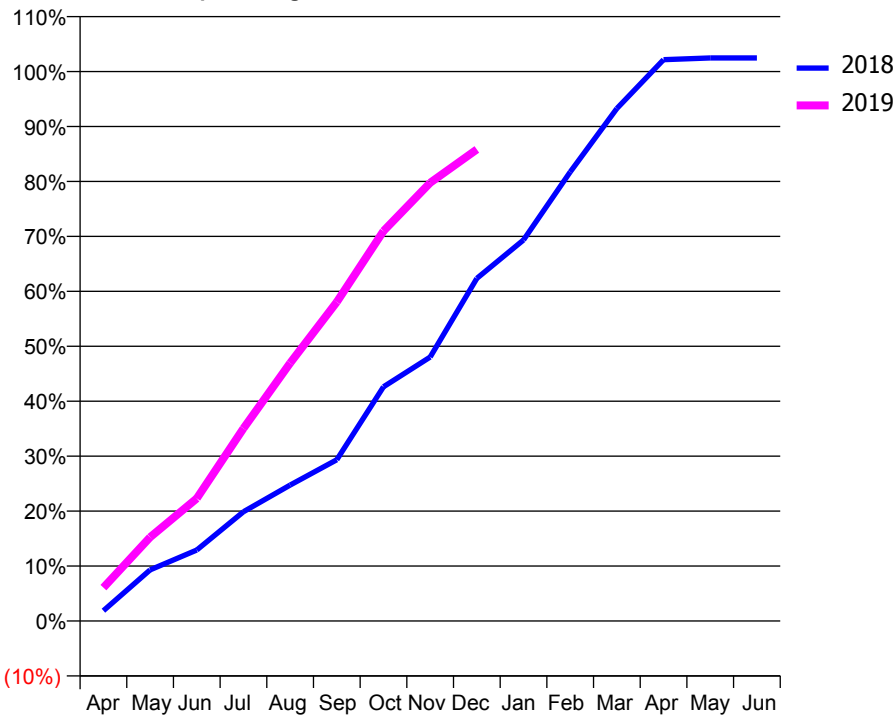
ACCESS*

Patients seen in 24 months	Total	Change since previous quarter
Quarter ending December 2017	1,217	
Quarter ending March 2018	1,201	↓
Quarter ending June 2018	1,188	↓
Quarter ending September 2018	1,192	→
Quarter ending December 2018	1,183	→
Variance since December 2017	(2.8%)	↓



ACTIVITY

Cumulative percentage of contracted UDA delivered 2018 & 2019



Adjusted Scheduled Activity (UDA)		
Month	2018	2019
April	98	316
May	484	793
June	672	1,160
July	1,035	1,823
August	1,287	2,441
September	1,527	3,020
October	2,217	3,692
November	2,498	4,148
December	3,243	4,463
January	3,606	
February	4,250	
March	4,851	
April	5,312	
May	5,329	
June	5,329	

QUALITY

	Quantity	Base Number	Contract	AT	Region	England
% of FP17s for the same patient ID Re-attending within 3 months - Children	48	540	8.9%	10.2%	11.8%	11.8%
% of FP17s for the same patient ID Re-attending within 3 months - Adults	93	572	16.3%	15.7%	16.7%	15.6%
% of FP17s for the same patient ID Re-attending between 3 & 9 months - Children	226	540	41.9%	48.3%	48.6%	58.8%
% of FP17s for the same patient ID Re-attending between 3 & 9 months - Adults	183	572	32.0%	38.5%	39.1%	51.0%
% of FP17s for Band 1 Urgent Courses	158	1,030	15.3%	11.0%	10.6%	9.0%
% of FP17s Relating to Free Repair or Replacements	0	1,030	0.0%	0.5%	0.5%	0.8%
% of FP17s Relating to Continuations	0	1,030	0.0%	0.5%	0.7%	0.9%
% of Patients satisfied with the dentistry they have received	0	0	N/A	87.7%	90.2%	93.2%
% of Patients satisfied with the time they had to wait for an appointment	0	0	N/A	85.7%	85.0%	88.3%

* This is based on patients treated on this contract for their most recent course of treatment. Figures in italics indicate the base number of FP17s or Patient Questionnaire responses are less than 100. N/A is shown where the base number of responses is less than 10 during the period. % is calculated as Quantity/Base number*100

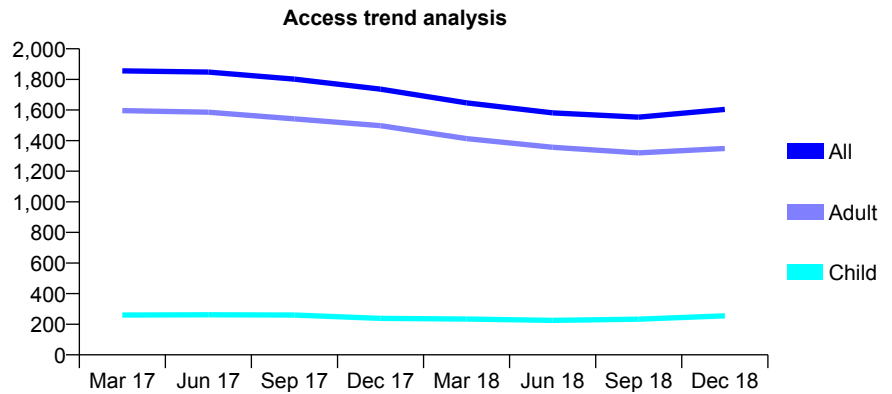
Q62 - Vital Signs At a Glance Contract Report for 343110/0001 - December 2018

Name or company name	MR S SENGUPTA
Contract type name	GDS Contract
Purpose of contract	General
Contract start date	01/04/2006
Contract end date	

18/19 Contracted general activity (UDA)	6,927
Carry forward general activity (UDA)	0
18/19 Contracted orthodontic activity (UOA)	0
Carry forward orthodontic activity (UOA)	0
Baseline contract value	£243,895.13

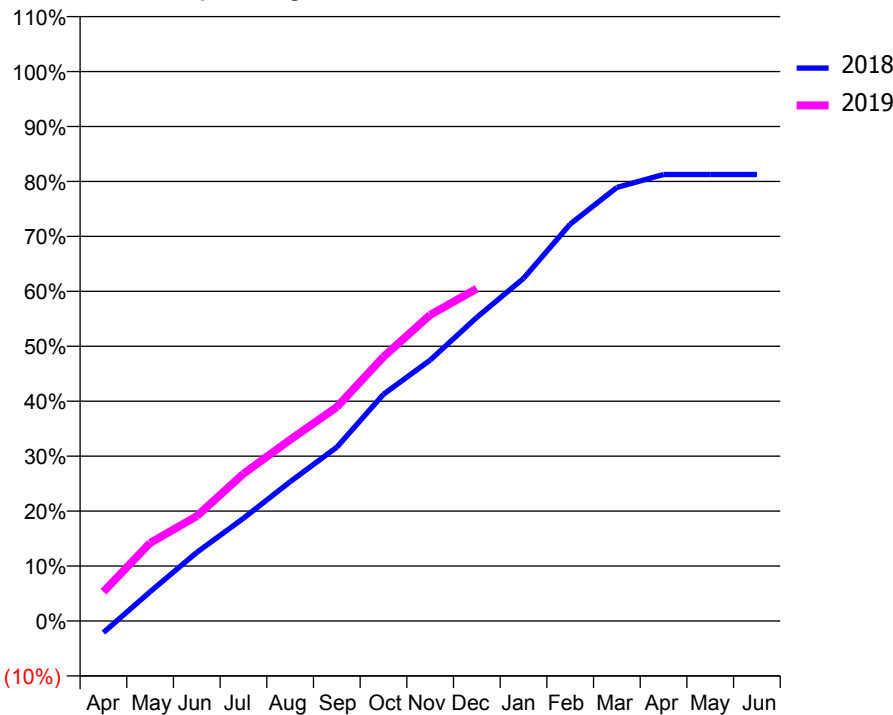
ACCESS*

Patients seen in 24 months	Total	Change since previous quarter
Quarter ending December 2017	1,736	
Quarter ending March 2018	1,647	↓
Quarter ending June 2018	1,581	↓
Quarter ending September 2018	1,553	↓
Quarter ending December 2018	1,604	↑
Variance since December 2017	(7.6%)	↓



ACTIVITY

Cumulative percentage of contracted UDA delivered 2018 & 2019



Month	Adjusted Scheduled Activity (UDA)	
	2018	2019
April	-147	370
May	370	985
June	864	1,323
July	1,295	1,857
August	1,755	2,285
September	2,191	2,697
October	2,858	3,331
November	3,288	3,859
December	3,828	4,190
January	4,319	
February	5,003	
March	5,466	
April	5,629	
May	5,629	
June	5,629	

QUALITY

	Quantity	Base Number	Contract	AT	Region	England
% of FP17s for the same patient ID Re-attending within 3 months - Children	2	180	1.1%	10.2%	11.8%	11.8%
% of FP17s for the same patient ID Re-attending within 3 months - Adults	98	970	10.1%	15.7%	16.7%	15.6%
% of FP17s for the same patient ID Re-attending between 3 & 9 months - Children	47	180	26.1%	48.3%	48.6%	58.8%
% of FP17s for the same patient ID Re-attending between 3 & 9 months - Adults	280	970	28.9%	38.5%	39.1%	51.0%
% of FP17s for Band 1 Urgent Courses	27	1,025	2.6%	11.0%	10.6%	9.0%
% of FP17s Relating to Free Repair or Replacements	16	1,025	1.6%	0.5%	0.5%	0.8%
% of FP17s Relating to Continuations	13	1,025	1.3%	0.5%	0.7%	0.9%
% of Patients satisfied with the dentistry they have received	2	2	N/A	87.7%	90.2%	93.2%
% of Patients satisfied with the time they had to wait for an appointment	1	2	N/A	85.7%	85.0%	88.3%

* This is based on patients treated on this contract for their most recent course of treatment. Figures in italics indicate the base number of FP17s or Patient Questionnaire responses are less than 100. N/A is shown where the base number of responses is less than 10 during the period. % is calculated as Quantity/Base number*100

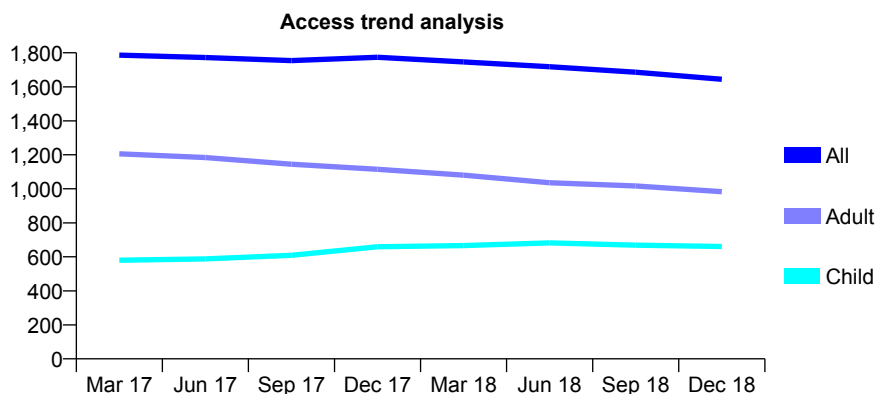
Q62 - Vital Signs At a Glance Contract Report for 343668/0001 - December 2018

Name or company name	MR PS PANESAR
Contract type name	GDS Contract
Purpose of contract	General
Contract start date	15/11/2007
Contract end date	

18/19 Contracted general activity (UDA)	5,175
Carry forward general activity (UDA)	0
18/19 Contracted orthodontic activity (UOA)	0
Carry forward orthodontic activity (UOA)	0
Baseline contract value	£147,703.64

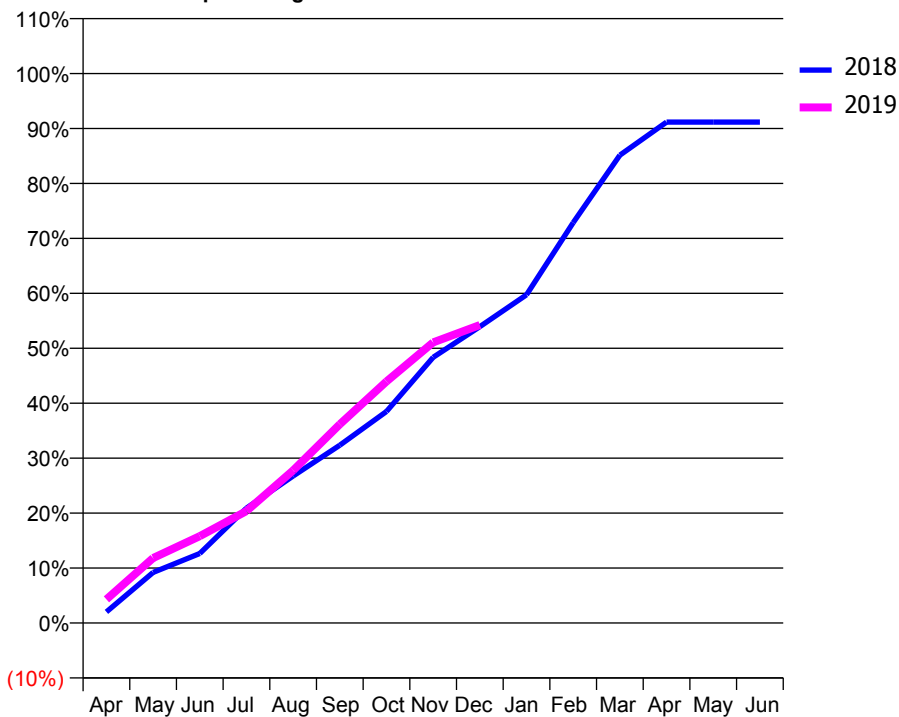
ACCESS*

Patients seen in 24 months	Total	Change since previous quarter
Quarter ending December 2017	1,774	
Quarter ending March 2018	1,746	↓
Quarter ending June 2018	1,718	↓
Quarter ending September 2018	1,686	↓
Quarter ending December 2018	1,644	↓
Variance since December 2017	(7.3%)	↓



ACTIVITY

Cumulative percentage of contracted UDA delivered 2018 & 2019



Month	Adjusted Scheduled Activity (UDA)	
	2018	2019
April	105	223
May	477	612
June	654	818
July	1,082	1,054
August	1,384	1,438
September	1,675	1,871
October	1,993	2,275
November	2,502	2,643
December	2,791	2,806
January	3,092	
February	3,770	
March	4,406	
April	4,718	
May	4,718	
June	4,718	

QUALITY

	Quantity	Base Number	Contract	AT	Region	England
% of FP17s for the same patient ID Re-attending within 3 months - Children	65	561	11.6%	10.2%	11.8%	11.8%
% of FP17s for the same patient ID Re-attending within 3 months - Adults	84	573	14.7%	15.7%	16.7%	15.6%
% of FP17s for the same patient ID Re-attending between 3 & 9 months - Children	283	561	50.4%	48.3%	48.6%	58.8%
% of FP17s for the same patient ID Re-attending between 3 & 9 months - Adults	134	573	23.4%	38.5%	39.1%	51.0%
% of FP17s for Band 1 Urgent Courses	90	1,076	8.4%	11.0%	10.6%	9.0%
% of FP17s Relating to Free Repair or Replacements	15	1,076	1.4%	0.5%	0.5%	0.8%
% of FP17s Relating to Continuations	3	1,076	0.3%	0.5%	0.7%	0.9%
% of Patients satisfied with the dentistry they have received	0	0	N/A	87.7%	90.2%	93.2%
% of Patients satisfied with the time they had to wait for an appointment	0	0	N/A	85.7%	85.0%	88.3%

* This is based on patients treated on this contract for their most recent course of treatment. Figures in italics indicate the base number of FP17s or Patient Questionnaire responses are less than 100. N/A is shown where the base number of responses is less than 10 during the period. % is calculated as Quantity/Base number*100

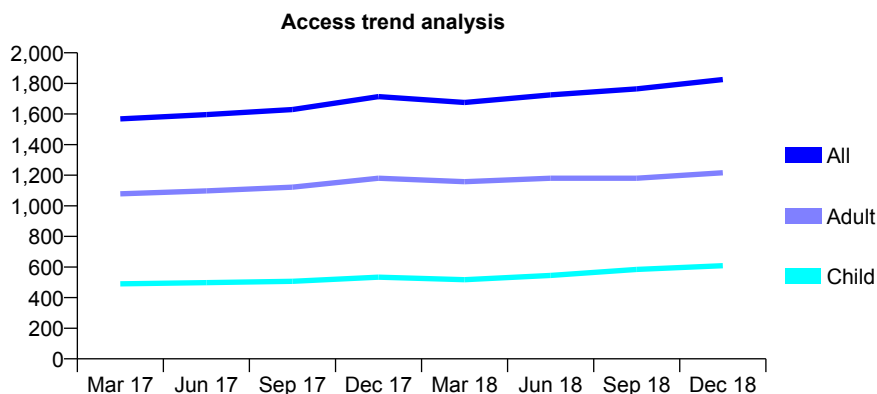
Q62 - Vital Signs At a Glance Contract Report for 345075/0001 - December 2018

Name or company name	MR S AKRAM
Contract type name	GDS Contract
Purpose of contract	General
Contract start date	25/11/2009
Contract end date	

18/19 Contracted general activity (UDA)	5,048
Carry forward general activity (UDA)	46
18/19 Contracted orthodontic activity (UOA)	0
Carry forward orthodontic activity (UOA)	0
Baseline contract value	£150,708.15

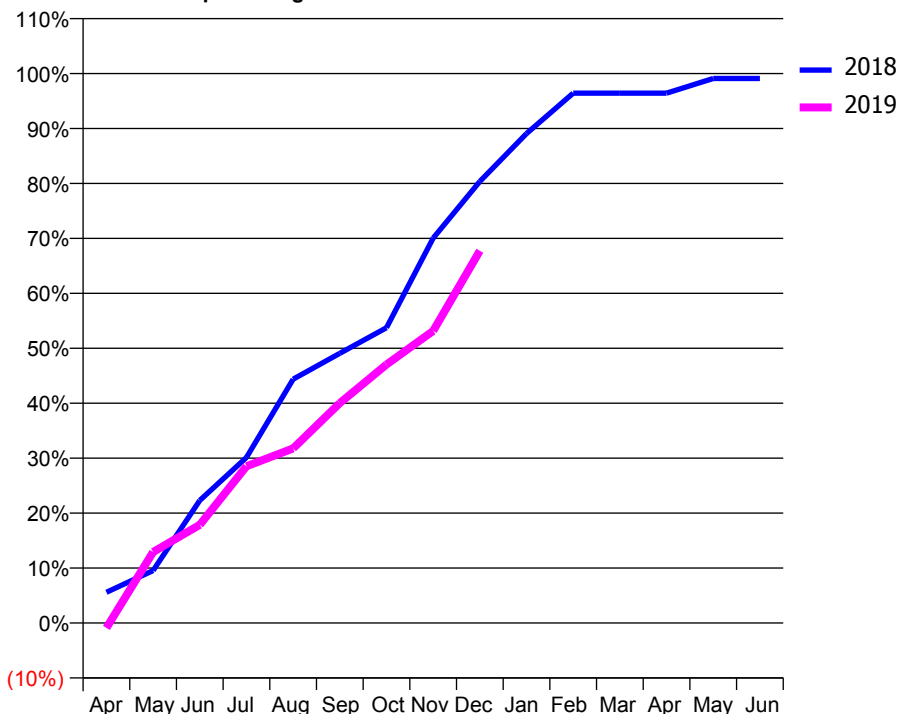
ACCESS*

Patients seen in 24 months	Total	Change since previous quarter
Quarter ending December 2017	1,714	
Quarter ending March 2018	1,675	↓
Quarter ending June 2018	1,725	↑
Quarter ending September 2018	1,764	↑
Quarter ending December 2018	1,825	↑
Variance since December 2017	6.5%	↑



ACTIVITY

Cumulative percentage of contracted UDA delivered 2018 & 2019



Month	Adjusted Scheduled Activity (UDA)	
	2018	2019
April	282	-46
May	482	653
June	1,126	903
July	1,521	1,439
August	2,240	1,605
September	2,477	2,020
October	2,713	2,375
November	3,536	2,683
December	4,057	3,419
January	4,497	
February	4,867	
March	4,867	
April	4,867	
May	5,002	
June	5,002	

QUALITY

	Quantity	Base Number	Contract	AT	Region	England
% of FP17s for the same patient ID Re-attending within 3 months - Children	75	703	10.7%	10.2%	11.8%	11.8%
% of FP17s for the same patient ID Re-attending within 3 months - Adults	161	1,002	16.1%	15.7%	16.7%	15.6%
% of FP17s for the same patient ID Re-attending between 3 & 9 months - Children	360	703	51.2%	48.3%	48.6%	58.8%
% of FP17s for the same patient ID Re-attending between 3 & 9 months - Adults	339	1,002	33.8%	38.5%	39.1%	51.0%
% of FP17s for Band 1 Urgent Courses	232	1,521	15.3%	11.0%	10.6%	9.0%
% of FP17s Relating to Free Repair or Replacements	2	1,521	0.1%	0.5%	0.5%	0.8%
% of FP17s Relating to Continuations	1	1,521	0.1%	0.5%	0.7%	0.9%
% of Patients satisfied with the dentistry they have received	0	0	N/A	87.7%	90.2%	93.2%
% of Patients satisfied with the time they had to wait for an appointment	0	0	N/A	85.7%	85.0%	88.3%

* This is based on patients treated on this contract for their most recent course of treatment. Figures in italics indicate the base number of FP17s or Patient Questionnaire responses are less than 100. N/A is shown where the base number of responses is less than 10 during the period. % is calculated as Quantity/Base number*100

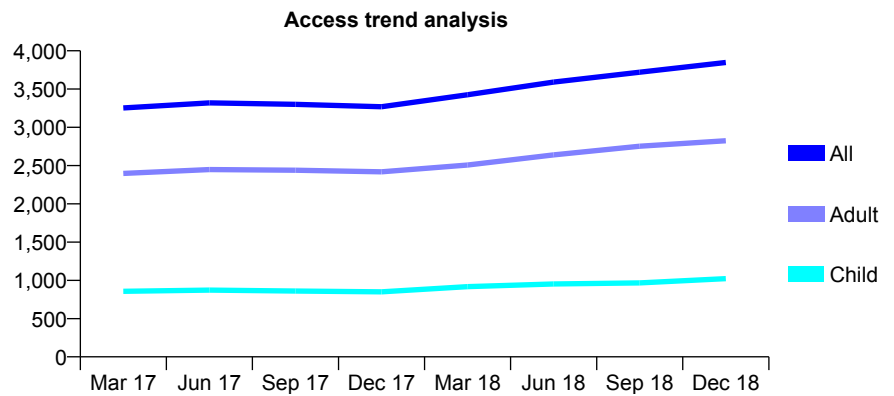
Q62 - Vital Signs At a Glance Contract Report for 352748/0001 - December 2018

Name or company name	MR DV CHAN
Contract type name	GDS Contract
Purpose of contract	General
Contract start date	01/04/2006
Contract end date	

18/19 Contracted general activity (UDA)	9,078
Carry forward general activity (UDA)	0
18/19 Contracted orthodontic activity (UOA)	0
Carry forward orthodontic activity (UOA)	0
Baseline contract value	£284,722.37

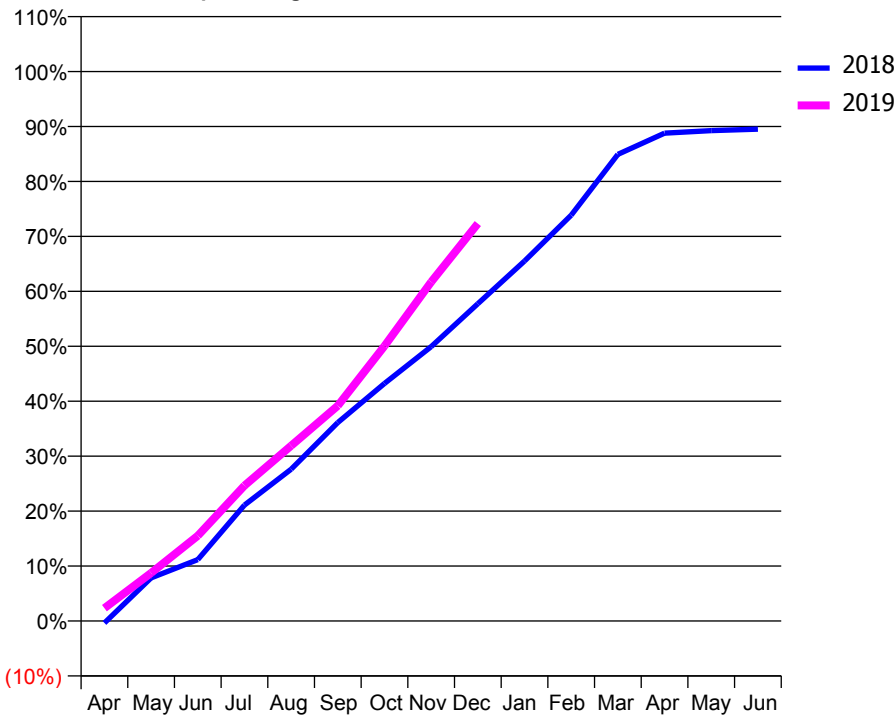
ACCESS*

Patients seen in 24 months	Total	Change since previous quarter
Quarter ending December 2017	3,269	
Quarter ending March 2018	3,425	↑
Quarter ending June 2018	3,592	↑
Quarter ending September 2018	3,720	↑
Quarter ending December 2018	3,848	↑
Variance since December 2017	17.7%	↑



ACTIVITY

Cumulative percentage of contracted UDA delivered 2018 & 2019



Month	Adjusted Scheduled Activity (UDA)	
	2018	2019
April	-35	214
May	713	794
June	1,014	1,408
July	1,916	2,238
August	2,508	2,897
September	3,278	3,557
October	3,924	4,545
November	4,532	5,600
December	5,243	6,565
January	5,946	
February	6,704	
March	7,709	
April	8,060	
May	8,101	
June	8,126	

QUALITY

	Quantity	Base Number	Contract	AT	Region	England
% of FP17s for the same patient ID Re-attending within 3 months - Children	91	1,150	7.9%	10.2%	11.8%	11.8%
% of FP17s for the same patient ID Re-attending within 3 months - Adults	317	2,922	10.8%	15.7%	16.7%	15.6%
% of FP17s for the same patient ID Re-attending between 3 & 9 months - Children	626	1,150	54.4%	48.3%	48.6%	58.8%
% of FP17s for the same patient ID Re-attending between 3 & 9 months - Adults	1,564	2,922	53.5%	38.5%	39.1%	51.0%
% of FP17s for Band 1 Urgent Courses	342	3,515	9.7%	11.0%	10.6%	9.0%
% of FP17s Relating to Free Repair or Replacements	17	3,515	0.5%	0.5%	0.5%	0.8%
% of FP17s Relating to Continuations	5	3,515	0.1%	0.5%	0.7%	0.9%
% of Patients satisfied with the dentistry they have received	3	3	N/A	87.7%	90.2%	93.2%
% of Patients satisfied with the time they had to wait for an appointment	3	3	N/A	85.7%	85.0%	88.3%

* This is based on patients treated on this contract for their most recent course of treatment. Figures in italics indicate the base number of FP17s or Patient Questionnaire responses are less than 100. N/A is shown where the base number of responses is less than 10 during the period. % is calculated as Quantity/Base number*100

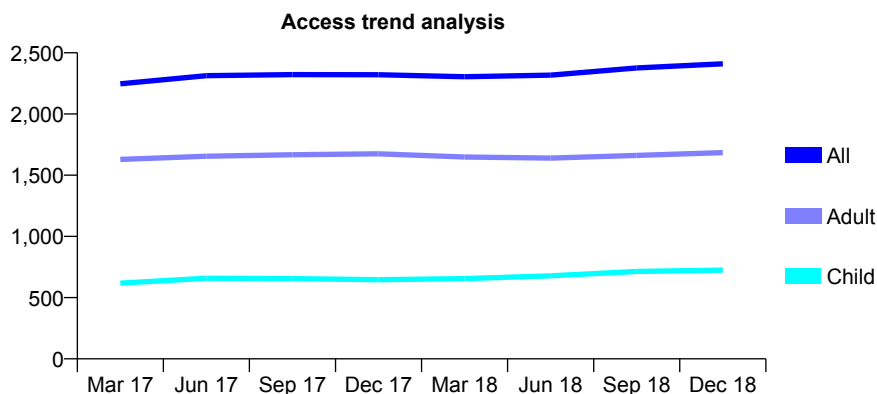
Q62 - Vital Signs At a Glance Contract Report for 353213/0003 - December 2018

Name or company name	Chiswick Dental Care Ltd
Contract type name	GDS Contract
Purpose of contract	General
Contract start date	01/04/2015
Contract end date	

18/19 Contracted general activity (UDA)	5,500
Carry forward general activity (UDA)	-110
18/19 Contracted orthodontic activity (UOA)	0
Carry forward orthodontic activity (UOA)	0
Baseline contract value	£138,323.28

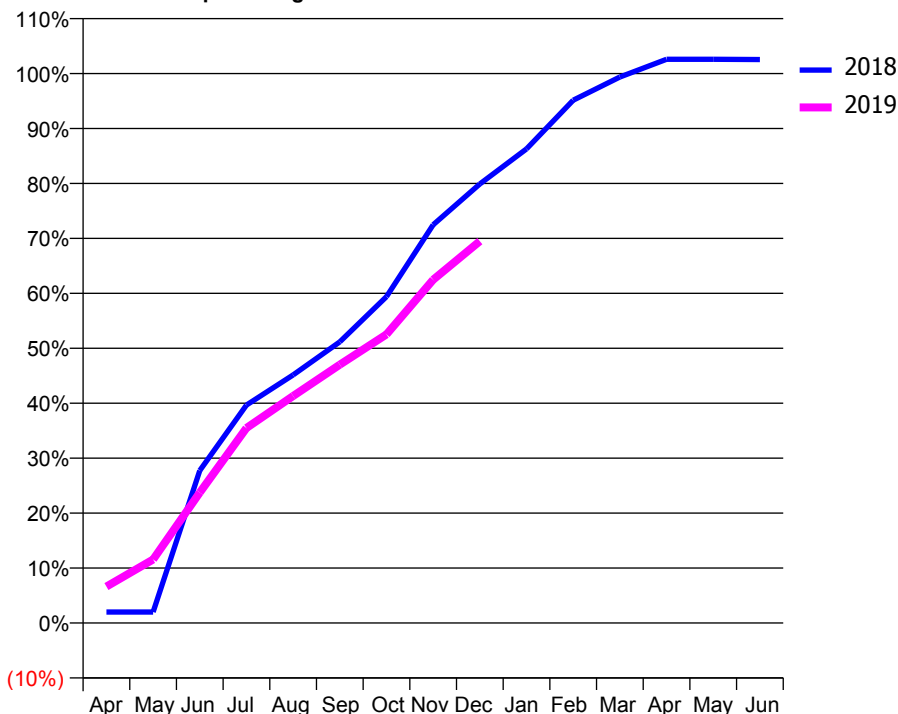
ACCESS*

Patients seen in 24 months	Total	Change since previous quarter
Quarter ending December 2017	2,321	
Quarter ending March 2018	2,304	→
Quarter ending June 2018	2,318	→
Quarter ending September 2018	2,376	↑
Quarter ending December 2018	2,410	→
Variance since December 2017	3.8%	↑



ACTIVITY

Cumulative percentage of contracted UDA delivered 2018 & 2019



Month	Adjusted Scheduled Activity (UDA)	
	2018	2019
April	110	365
May	110	637
June	1,526	1,305
July	2,182	1,952
August	2,483	2,273
September	2,814	2,585
October	3,266	2,889
November	3,987	3,436
December	4,394	3,822
January	4,745	
February	5,233	
March	5,465	
April	5,642	
May	5,642	
June	5,640	

QUALITY

	Quantity	Base Number	Contract	AT	Region	England
% of FP17s for the same patient ID Re-attending within 3 months - Children	16	674	2.4%	10.2%	11.8%	11.8%
% of FP17s for the same patient ID Re-attending within 3 months - Adults	150	1,399	10.7%	15.7%	16.7%	15.6%
% of FP17s for the same patient ID Re-attending between 3 & 9 months - Children	301	674	44.7%	48.3%	48.6%	58.8%
% of FP17s for the same patient ID Re-attending between 3 & 9 months - Adults	614	1,399	43.9%	38.5%	39.1%	51.0%
% of FP17s for Band 1 Urgent Courses	128	1,913	6.7%	11.0%	10.6%	9.0%
% of FP17s Relating to Free Repair or Replacements	12	1,913	0.6%	0.5%	0.5%	0.8%
% of FP17s Relating to Continuations	1	1,913	0.1%	0.5%	0.7%	0.9%
% of Patients satisfied with the dentistry they have received	0	0	N/A	87.7%	90.2%	93.2%
% of Patients satisfied with the time they had to wait for an appointment	0	0	N/A	85.7%	85.0%	88.3%

* This is based on patients treated on this contract for their most recent course of treatment. Figures in italics indicate the base number of FP17s or Patient Questionnaire responses are less than 100. N/A is shown where the base number of responses is less than 10 during the period. % is calculated as Quantity/Base number*100

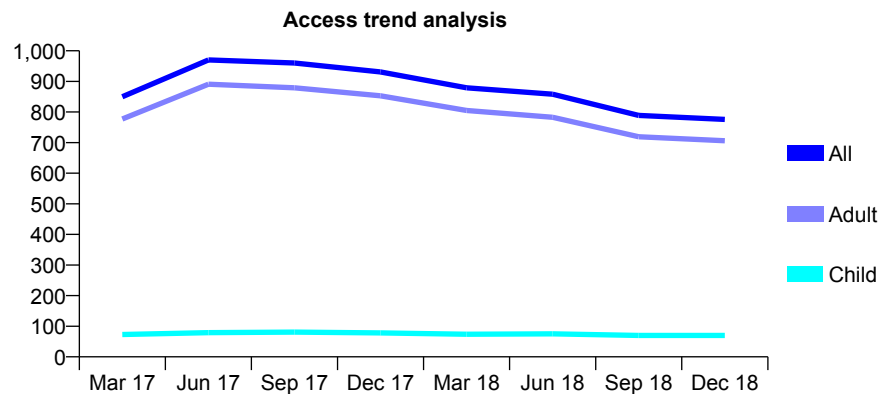
Q62 - Vital Signs At a Glance Contract Report for 355569/0002 - December 2018

Name or company name	MISS S LALANI
Contract type name	GDS Contract
Purpose of contract	General
Contract start date	09/05/2006
Contract end date	

18/19 Contracted general activity (UDA)	4,500
Carry forward general activity (UDA)	0
18/19 Contracted orthodontic activity (UOA)	0
Carry forward orthodontic activity (UOA)	0
Baseline contract value	£140,794.31

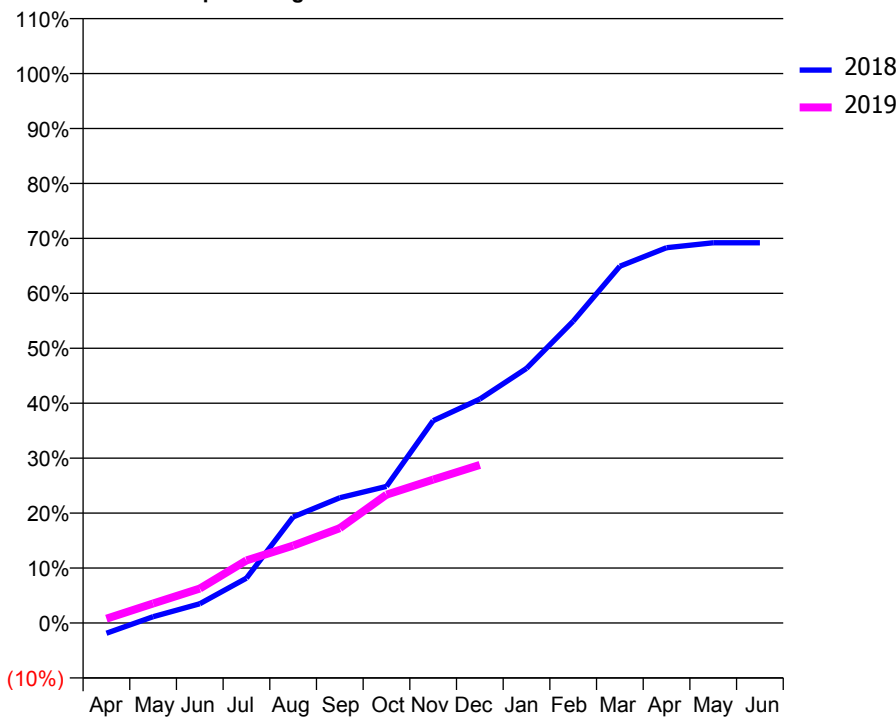
ACCESS*

Patients seen in 24 months	Total	Change since previous quarter
Quarter ending December 2017	931	
Quarter ending March 2018	879	↓
Quarter ending June 2018	858	↓
Quarter ending September 2018	789	↓
Quarter ending December 2018	776	↓
Variance since December 2017	(16.6%)	↓



ACTIVITY

Cumulative percentage of contracted UDA delivered 2018 & 2019



Month	Adjusted Scheduled Activity (UDA)	
	2018	2019
April	-85	35
May	51	160
June	157	282
July	368	513
August	869	633
September	1,026	777
October	1,119	1,051
November	1,657	1,174
December	1,834	1,294
January	2,085	
February	2,472	
March	2,921	
April	3,074	
May	3,114	
June	3,114	

QUALITY

	Quantity	Base Number	Contract	AT	Region	England
% of FP17s for the same patient ID Re-attending within 3 months - Children	1	53	1.9%	10.2%	11.8%	11.8%
% of FP17s for the same patient ID Re-attending within 3 months - Adults	66	424	15.6%	15.7%	16.7%	15.6%
% of FP17s for the same patient ID Re-attending between 3 & 9 months - Children	22	53	41.5%	48.3%	48.6%	58.8%
% of FP17s for the same patient ID Re-attending between 3 & 9 months - Adults	167	424	39.4%	38.5%	39.1%	51.0%
% of FP17s for Band 1 Urgent Courses	71	435	16.3%	11.0%	10.6%	9.0%
% of FP17s Relating to Free Repair or Replacements	3	435	0.7%	0.5%	0.5%	0.8%
% of FP17s Relating to Continuations	0	435	0.0%	0.5%	0.7%	0.9%
% of Patients satisfied with the dentistry they have received	0	0	N/A	87.7%	90.2%	93.2%
% of Patients satisfied with the time they had to wait for an appointment	0	0	N/A	85.7%	85.0%	88.3%

* This is based on patients treated on this contract for their most recent course of treatment. Figures in italics indicate the base number of FP17s or Patient Questionnaire responses are less than 100. N/A is shown where the base number of responses is less than 10 during the period. % is calculated as Quantity/Base number*100

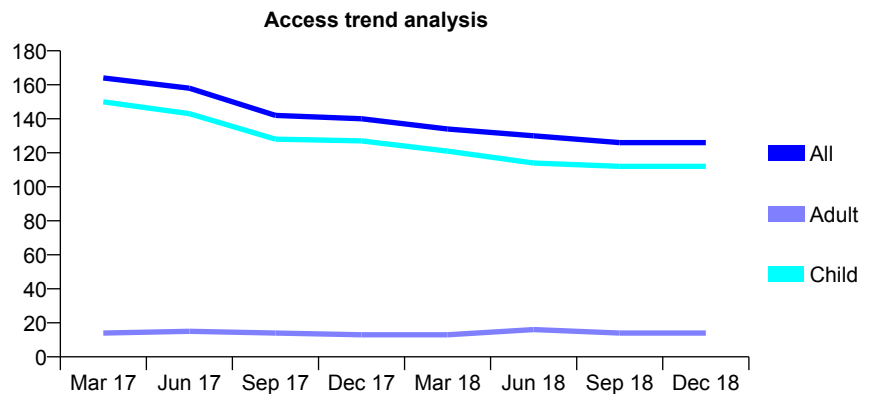
Q62 - Vital Signs At a Glance Contract Report for 355968/0001 - December 2018

Name or company name	MR JP RUPARELIA
Contract type name	GDS Contract
Purpose of contract	General
Contract start date	01/05/2007
Contract end date	

18/19 Contracted general activity (UDA)	245
Carry forward general activity (UDA)	0
18/19 Contracted orthodontic activity (UOA)	0
Carry forward orthodontic activity (UOA)	0
Baseline contract value	£5,887.97

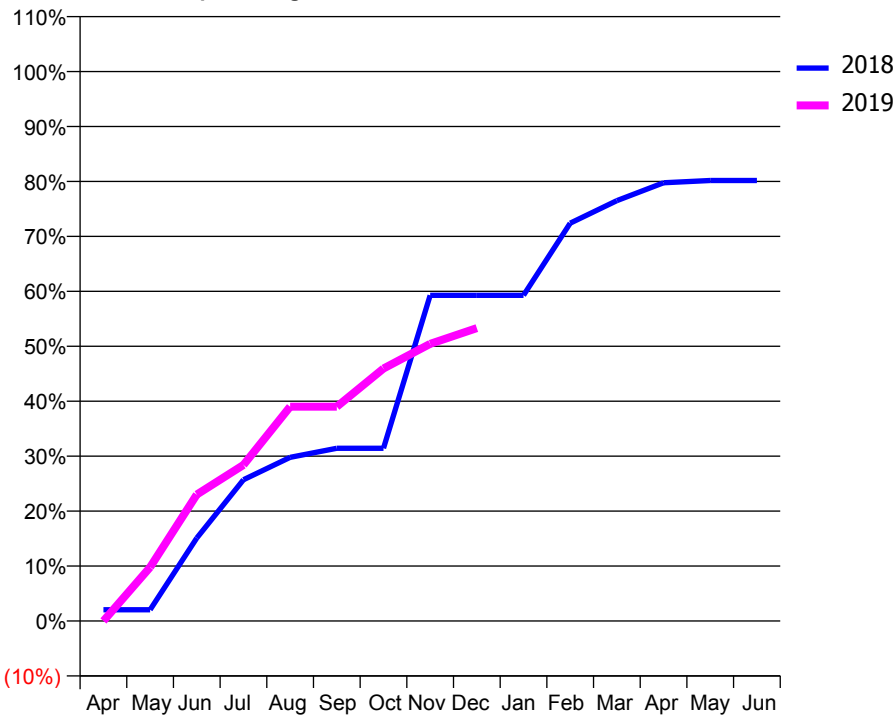
ACCESS*

Patients seen in 24 months	Total	Change since previous quarter
Quarter ending December 2017	140	
Quarter ending March 2018	134	↓
Quarter ending June 2018	130	↓
Quarter ending September 2018	126	↓
Quarter ending December 2018	126	→
Variance since December 2017	(10.0%)	↓



ACTIVITY

Cumulative percentage of contracted UDA delivered 2018 & 2019



Month	Adjusted Scheduled Activity (UDA)	
	2018	2019
April	5	0
May	5	24
June	37	56
July	63	70
August	73	96
September	77	96
October	77	113
November	145	124
December	145	131
January	145	
February	177	
March	187	
April	195	
May	196	
June	196	

QUALITY

	Quantity	Base Number	Contract	AT	Region	England
% of FP17s for the same patient ID Re-attending within 3 months - Children	3	88	3.4%	10.2%	11.8%	11.8%
% of FP17s for the same patient ID Re-attending within 3 months - Adults	0	3	0.0%	15.7%	16.7%	15.6%
% of FP17s for the same patient ID Re-attending between 3 & 9 months - Children	35	88	39.8%	48.3%	48.6%	58.8%
% of FP17s for the same patient ID Re-attending between 3 & 9 months - Adults	2	3	66.7%	38.5%	39.1%	51.0%
% of FP17s for Band 1 Urgent Courses	3	86	3.5%	11.0%	10.6%	9.0%
% of FP17s Relating to Free Repair or Replacements	0	86	0.0%	0.5%	0.5%	0.8%
% of FP17s Relating to Continuations	0	86	0.0%	0.5%	0.7%	0.9%
% of Patients satisfied with the dentistry they have received	0	0	N/A	87.7%	90.2%	93.2%
% of Patients satisfied with the time they had to wait for an appointment	0	0	N/A	85.7%	85.0%	88.3%

* This is based on patients treated on this contract for their most recent course of treatment. Figures in italics indicate the base number of FP17s or Patient Questionnaire responses are less than 100. N/A is shown where the base number of responses is less than 10 during the period. % is calculated as Quantity/Base number*100

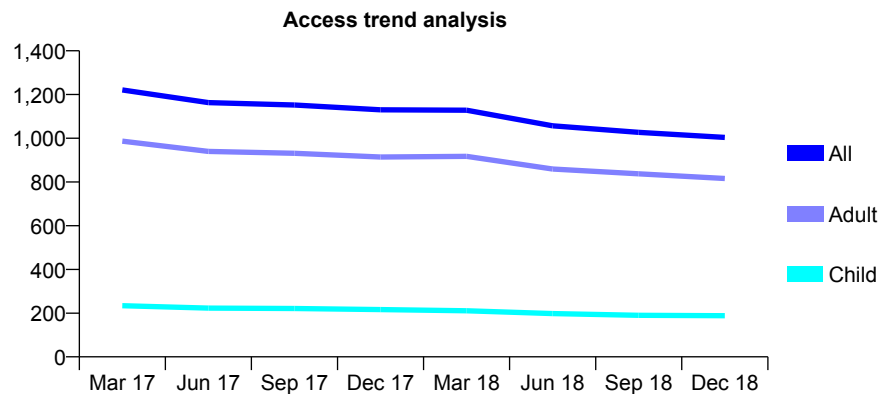
Q62 - Vital Signs At a Glance Contract Report for 358037/0001 - December 2018

Name or company name	MR MR NAJAFI
Contract type name	GDS Contract
Purpose of contract	General
Contract start date	01/04/2006
Contract end date	

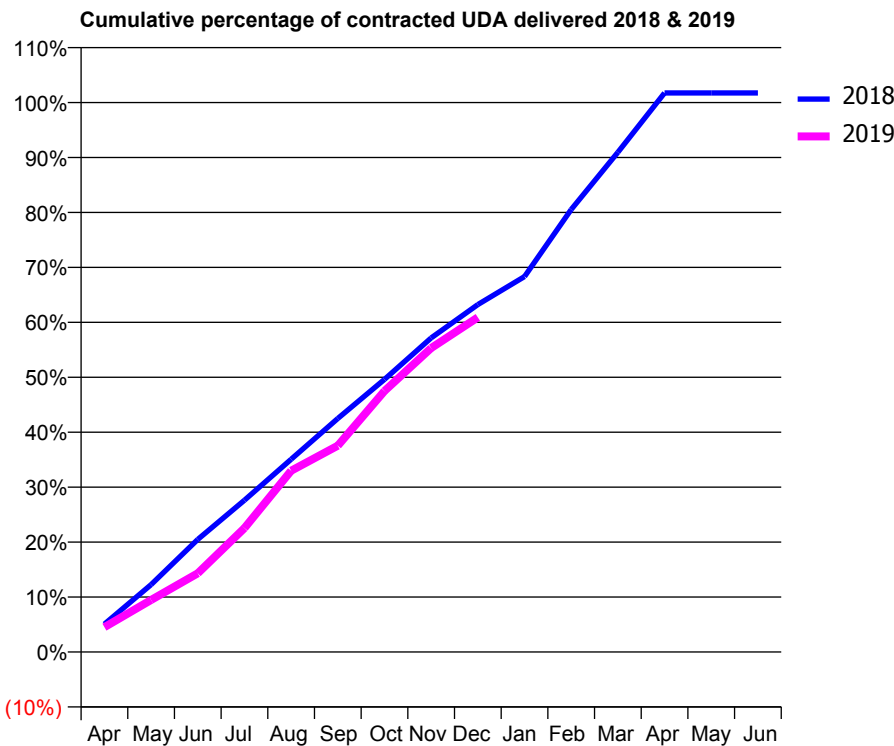
18/19 Contracted general activity (UDA)	4,196
Carry forward general activity (UDA)	-73
18/19 Contracted orthodontic activity (UOA)	0
Carry forward orthodontic activity (UOA)	0
Baseline contract value	£111,959.90

ACCESS*

Patients seen in 24 months	Total	Change since previous quarter
Quarter ending December 2017	1,130	
Quarter ending March 2018	1,128	→
Quarter ending June 2018	1,057	↓
Quarter ending September 2018	1,027	↓
Quarter ending December 2018	1,004	↓
Variance since December 2017	(11.2%)	↓



ACTIVITY



Month	Adjusted Scheduled Activity (UDA)	
	2018	2019
April	214	190
May	514	397
June	860	601
July	1,160	946
August	1,472	1,384
September	1,784	1,576
October	2,082	1,993
November	2,399	2,321
December	2,653	2,555
January	2,867	
February	3,379	
March	3,816	
April	4,269	
May	4,269	
June	4,269	

QUALITY

	Quantity	Base Number	Contract	AT	Region	England
% of FP17s for the same patient ID Re-attending within 3 months - Children	11	148	7.4%	10.2%	11.8%	11.8%
% of FP17s for the same patient ID Re-attending within 3 months - Adults	83	583	14.2%	15.7%	16.7%	15.6%
% of FP17s for the same patient ID Re-attending between 3 & 9 months - Children	82	148	55.4%	48.3%	48.6%	58.8%
% of FP17s for the same patient ID Re-attending between 3 & 9 months - Adults	170	583	29.2%	38.5%	39.1%	51.0%
% of FP17s for Band 1 Urgent Courses	106	643	16.5%	11.0%	10.6%	9.0%
% of FP17s Relating to Free Repair or Replacements	0	643	0.0%	0.5%	0.5%	0.8%
% of FP17s Relating to Continuations	3	643	0.5%	0.5%	0.7%	0.9%
% of Patients satisfied with the dentistry they have received	0	0	N/A	87.7%	90.2%	93.2%
% of Patients satisfied with the time they had to wait for an appointment	0	0	N/A	85.7%	85.0%	88.3%

* This is based on patients treated on this contract for their most recent course of treatment. Figures in italics indicate the base number of FP17s or Patient Questionnaire responses are less than 100. N/A is shown where the base number of responses is less than 10 during the period. % is calculated as Quantity/Base number*100

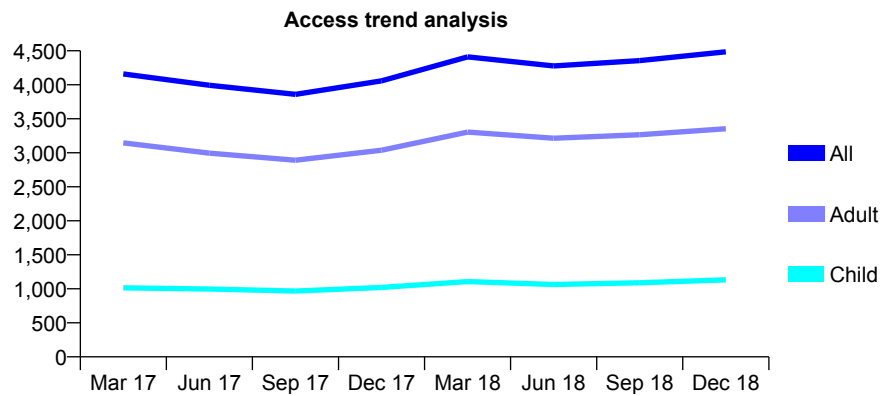
Q62 - Vital Signs At a Glance Contract Report for 359270/0001 - December 2018

Name or company name	MR AF RAI
Contract type name	GDS Contract
Purpose of contract	General
Contract start date	01/02/2009
Contract end date	

18/19 Contracted general activity (UDA)	9,679
Carry forward general activity (UDA)	18
18/19 Contracted orthodontic activity (UOA)	0
Carry forward orthodontic activity (UOA)	0
Baseline contract value	£209,276.42

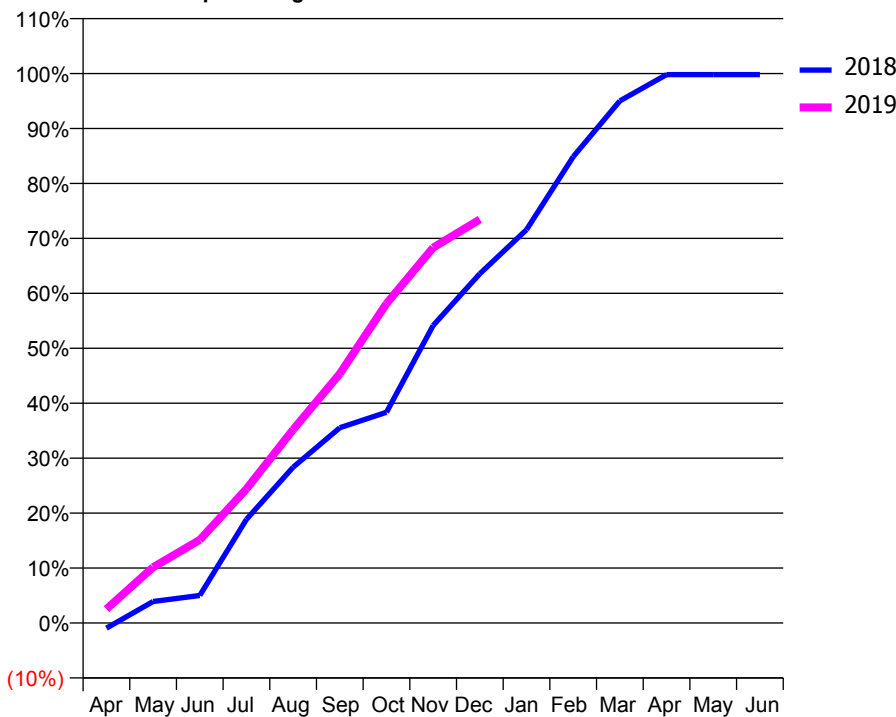
ACCESS*

Patients seen in 24 months	Total	Change since previous quarter
Quarter ending December 2017	4,058	
Quarter ending March 2018	4,411	↑
Quarter ending June 2018	4,278	↓
Quarter ending September 2018	4,355	→
Quarter ending December 2018	4,485	↑
Variance since December 2017	10.5%	↑



ACTIVITY

Cumulative percentage of contracted UDA delivered 2018 & 2019



Month	Adjusted Scheduled Activity (UDA)	
	2018	2019
April	-93	246
May	378	983
June	484	1,464
July	1,826	2,363
August	2,746	3,406
September	3,439	4,390
October	3,711	5,628
November	5,240	6,614
December	6,153	7,109
January	6,928	
February	8,213	
March	9,196	
April	9,661	
May	9,661	
June	9,661	

QUALITY

	Quantity	Base Number	Contract	AT	Region	England
% of FP17s for the same patient ID Re-attending within 3 months - Children	62	1,112	5.6%	10.2%	11.8%	11.8%
% of FP17s for the same patient ID Re-attending within 3 months - Adults	329	2,883	11.4%	15.7%	16.7%	15.6%
% of FP17s for the same patient ID Re-attending between 3 & 9 months - Children	615	1,112	55.3%	48.3%	48.6%	58.8%
% of FP17s for the same patient ID Re-attending between 3 & 9 months - Adults	1,379	2,883	47.8%	38.5%	39.1%	51.0%
% of FP17s for Band 1 Urgent Courses	342	3,771	9.1%	11.0%	10.6%	9.0%
% of FP17s Relating to Free Repair or Replacements	36	3,771	1.0%	0.5%	0.5%	0.8%
% of FP17s Relating to Continuations	36	3,771	1.0%	0.5%	0.7%	0.9%
% of Patients satisfied with the dentistry they have received	2	2	N/A	87.7%	90.2%	93.2%
% of Patients satisfied with the time they had to wait for an appointment	2	2	N/A	85.7%	85.0%	88.3%

* This is based on patients treated on this contract for their most recent course of treatment. Figures in italics indicate the base number of FP17s or Patient Questionnaire responses are less than 100. N/A is shown where the base number of responses is less than 10 during the period. % is calculated as Quantity/Base number*100

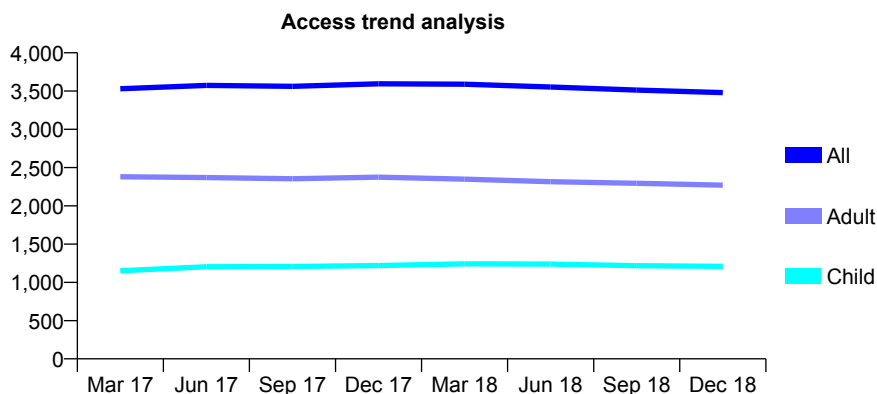
Q62 - Vital Signs At a Glance Contract Report for 359270/0007 - December 2018

Name or company name	Canberra Dental
Contract type name	GDS Contract
Purpose of contract	General
Contract start date	23/12/2009
Contract end date	

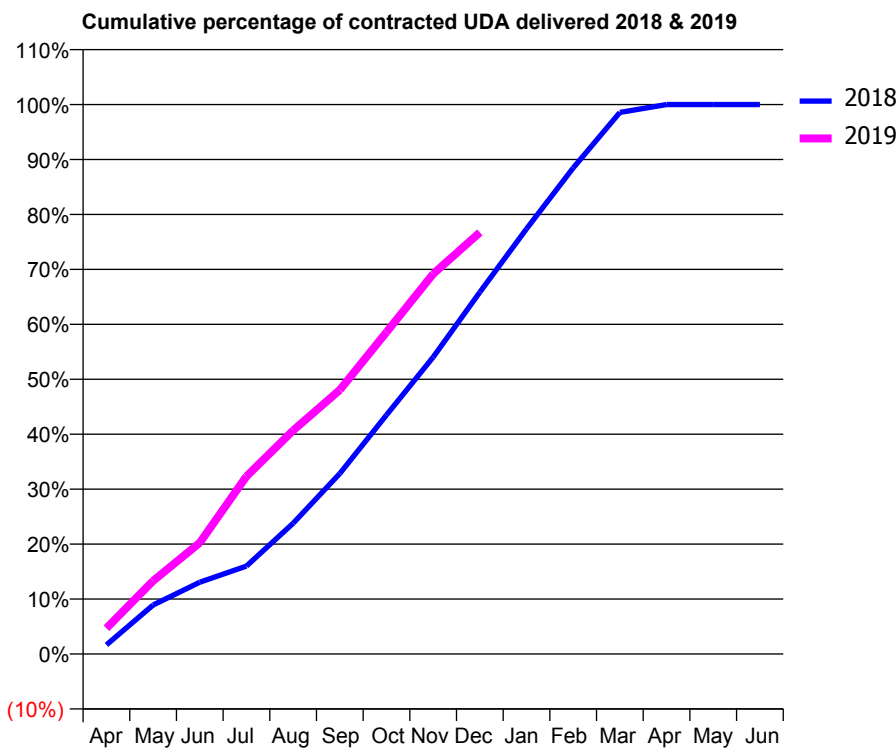
18/19 Contracted general activity (UDA)	13,096
Carry forward general activity (UDA)	3
18/19 Contracted orthodontic activity (UOA)	0
Carry forward orthodontic activity (UOA)	0
Baseline contract value	£391,059.87

ACCESS*

Patients seen in 24 months	Total	Change since previous quarter
Quarter ending December 2017	3,594	
Quarter ending March 2018	3,589	→
Quarter ending June 2018	3,553	↓
Quarter ending September 2018	3,513	↓
Quarter ending December 2018	3,479	→
Variance since December 2017	(3.2%)	↓



ACTIVITY



Month	Adjusted Scheduled Activity (UDA)	
	2018	2019
April	217	616
May	1,168	1,743
June	1,713	2,653
July	2,096	4,234
August	3,117	5,327
September	4,300	6,295
October	5,696	7,671
November	7,075	9,059
December	8,624	10,046
January	10,132	
February	11,586	
March	12,909	
April	13,096	
May	13,093	
June	13,093	

QUALITY

	Quantity	Base Number	Contract	AT	Region	England
% of FP17s for the same patient ID Re-attending within 3 months - Children	76	940	8.1%	10.2%	11.8%	11.8%
% of FP17s for the same patient ID Re-attending within 3 months - Adults	229	1,648	13.9%	15.7%	16.7%	15.6%
% of FP17s for the same patient ID Re-attending between 3 & 9 months - Children	434	940	46.2%	48.3%	48.6%	58.8%
% of FP17s for the same patient ID Re-attending between 3 & 9 months - Adults	632	1,648	38.3%	38.5%	39.1%	51.0%
% of FP17s for Band 1 Urgent Courses	326	2,528	12.9%	11.0%	10.6%	9.0%
% of FP17s Relating to Free Repair or Replacements	32	2,528	1.3%	0.5%	0.5%	0.8%
% of FP17s Relating to Continuations	0	2,528	0.0%	0.5%	0.7%	0.9%
% of Patients satisfied with the dentistry they have received	1	2	N/A	87.7%	90.2%	93.2%
% of Patients satisfied with the time they had to wait for an appointment	2	2	N/A	85.7%	85.0%	88.3%

* This is based on patients treated on this contract for their most recent course of treatment. Figures in italics indicate the base number of FP17s or Patient Questionnaire responses are less than 100. N/A is shown where the base number of responses is less than 10 during the period. % is calculated as Quantity/Base number*100

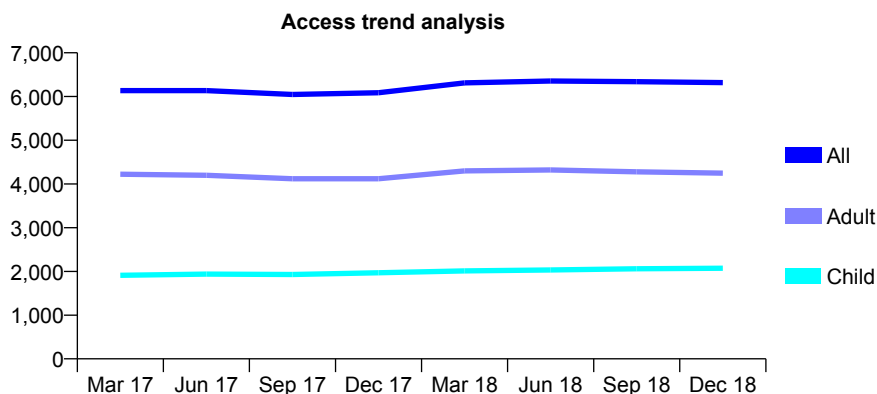
Q62 - Vital Signs At a Glance Contract Report for 359556/0001 - December 2018

Name or company name	MISS AR PATEL
Contract type name	GDS Contract
Purpose of contract	General
Contract start date	01/12/2006
Contract end date	

18/19 Contracted general activity (UDA)	16,625
Carry forward general activity (UDA)	-108
18/19 Contracted orthodontic activity (UOA)	0
Carry forward orthodontic activity (UOA)	0
Baseline contract value	£518,473.16

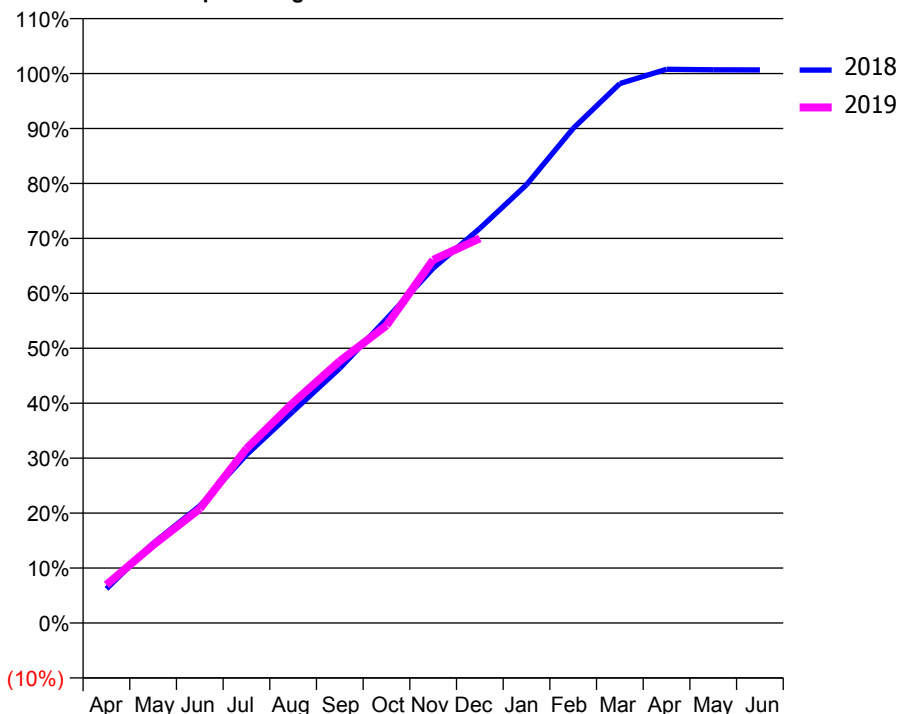
ACCESS*

Patients seen in 24 months	Total	Change since previous quarter
Quarter ending December 2017	6,088	
Quarter ending March 2018	6,311	↑
Quarter ending June 2018	6,355	→
Quarter ending September 2018	6,340	→
Quarter ending December 2018	6,318	→
Variance since December 2017	3.8%	↑



ACTIVITY

Cumulative percentage of contracted UDA delivered 2018 & 2019



Month	Adjusted Scheduled Activity (UDA)	
	2018	2019
April	1,033	1,154
May	2,409	2,356
June	3,545	3,454
July	5,091	5,275
August	6,404	6,665
September	7,706	7,924
October	9,201	9,004
November	10,734	10,986
December	11,940	11,638
January	13,260	
February	14,964	
March	16,320	
April	16,753	
May	16,736	
June	16,733	

QUALITY

	Quantity	Base Number	Contract	AT	Region	England
% of FP17s for the same patient ID Re-attending within 3 months - Children	141	1,980	7.1%	10.2%	11.8%	11.8%
% of FP17s for the same patient ID Re-attending within 3 months - Adults	376	3,366	11.2%	15.7%	16.7%	15.6%
% of FP17s for the same patient ID Re-attending between 3 & 9 months - Children	994	1,980	50.2%	48.3%	48.6%	58.8%
% of FP17s for the same patient ID Re-attending between 3 & 9 months - Adults	1,373	3,366	40.8%	38.5%	39.1%	51.0%
% of FP17s for Band 1 Urgent Courses	476	5,172	9.2%	11.0%	10.6%	9.0%
% of FP17s Relating to Free Repair or Replacements	24	5,172	0.5%	0.5%	0.5%	0.8%
% of FP17s Relating to Continuations	1	5,172	0.0%	0.5%	0.7%	0.9%
% of Patients satisfied with the dentistry they have received	3	3	N/A	87.7%	90.2%	93.2%
% of Patients satisfied with the time they had to wait for an appointment	3	3	N/A	85.7%	85.0%	88.3%

* This is based on patients treated on this contract for their most recent course of treatment. Figures in italics indicate the base number of FP17s or Patient Questionnaire responses are less than 100. N/A is shown where the base number of responses is less than 10 during the period. % is calculated as Quantity/Base number*100

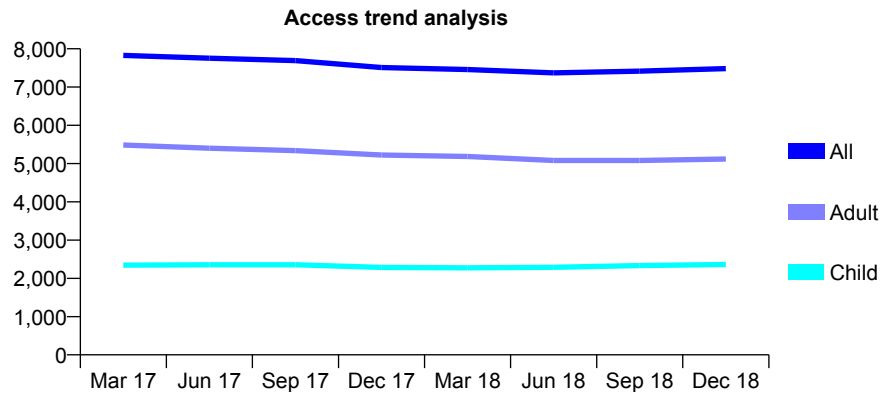
Q62 - Vital Signs At a Glance Contract Report for 359556/0002 - December 2018

Name or company name	MISS AR PATEL
Contract type name	GDS Contract
Purpose of contract	General
Contract start date	01/06/2008
Contract end date	

18/19 Contracted general activity (UDA)	16,568
Carry forward general activity (UDA)	1,476
18/19 Contracted orthodontic activity (UOA)	0
Carry forward orthodontic activity (UOA)	0
Baseline contract value	£410,015.69

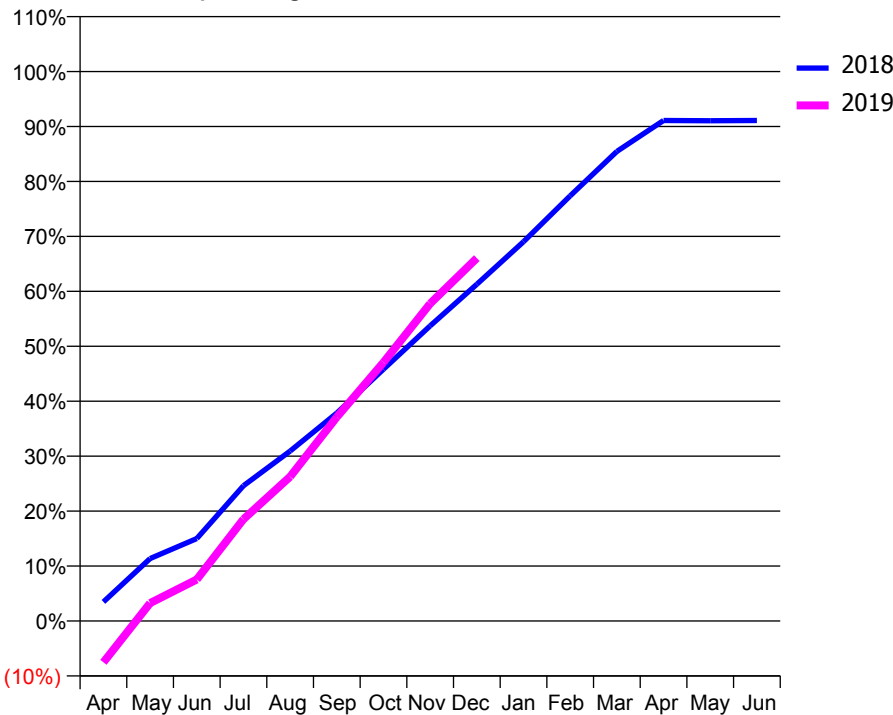
ACCESS*

Patients seen in 24 months	Total	Change since previous quarter
Quarter ending December 2017	7,510	
Quarter ending March 2018	7,459	→
Quarter ending June 2018	7,370	↓
Quarter ending September 2018	7,415	→
Quarter ending December 2018	7,481	→
Variance since December 2017	(0.4%)	→



ACTIVITY

Cumulative percentage of contracted UDA delivered 2018 & 2019



Month	Adjusted Scheduled Activity (UDA)	
	2018	2019
April	576	-1,246
May	1,883	541
June	2,488	1,252
July	4,080	3,070
August	5,123	4,352
September	6,270	6,151
October	7,594	7,796
November	8,900	9,570
December	10,154	10,941
January	11,437	
February	12,820	
March	14,157	
April	15,091	
May	15,084	
June	15,092	

QUALITY

	Quantity	Base Number	Contract	AT	Region	England
% of FP17s for the same patient ID Re-attending within 3 months - Children	166	2,283	7.3%	10.2%	11.8%	11.8%
% of FP17s for the same patient ID Re-attending within 3 months - Adults	489	4,446	11.0%	15.7%	16.7%	15.6%
% of FP17s for the same patient ID Re-attending between 3 & 9 months - Children	1,023	2,283	44.8%	48.3%	48.6%	58.8%
% of FP17s for the same patient ID Re-attending between 3 & 9 months - Adults	1,791	4,446	40.3%	38.5%	39.1%	51.0%
% of FP17s for Band 1 Urgent Courses	460	5,974	7.7%	11.0%	10.6%	9.0%
% of FP17s Relating to Free Repair or Replacements	7	5,974	0.1%	0.5%	0.5%	0.8%
% of FP17s Relating to Continuations	9	5,974	0.2%	0.5%	0.7%	0.9%
% of Patients satisfied with the dentistry they have received	2	2	N/A	87.7%	90.2%	93.2%
% of Patients satisfied with the time they had to wait for an appointment	1	2	N/A	85.7%	85.0%	88.3%

* This is based on patients treated on this contract for their most recent course of treatment. Figures in italics indicate the base number of FP17s or Patient Questionnaire responses are less than 100. N/A is shown where the base number of responses is less than 10 during the period. % is calculated as Quantity/Base number*100

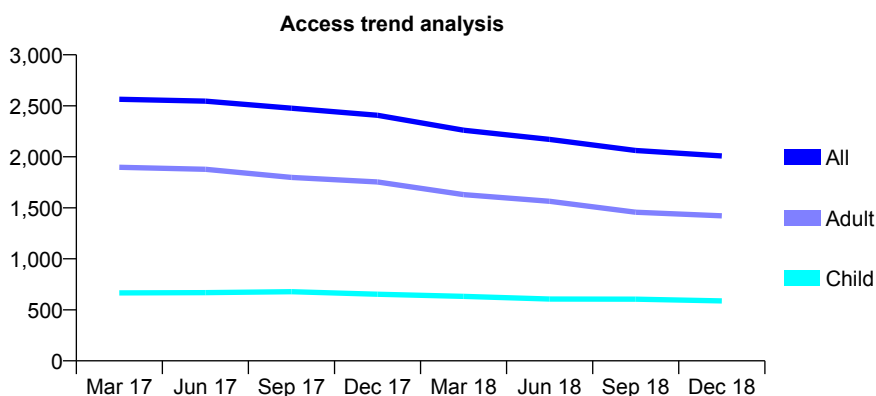
Q62 - Vital Signs At a Glance Contract Report for 363774/0001 - December 2018

Name or company name	Smile 32 Dental
Contract type name	GDS Contract
Purpose of contract	General
Contract start date	31/08/2007
Contract end date	

18/19 Contracted general activity (UDA)	6,846
Carry forward general activity (UDA)	-112
18/19 Contracted orthodontic activity (UOA)	0
Carry forward orthodontic activity (UOA)	0
Baseline contract value	£196,913.26

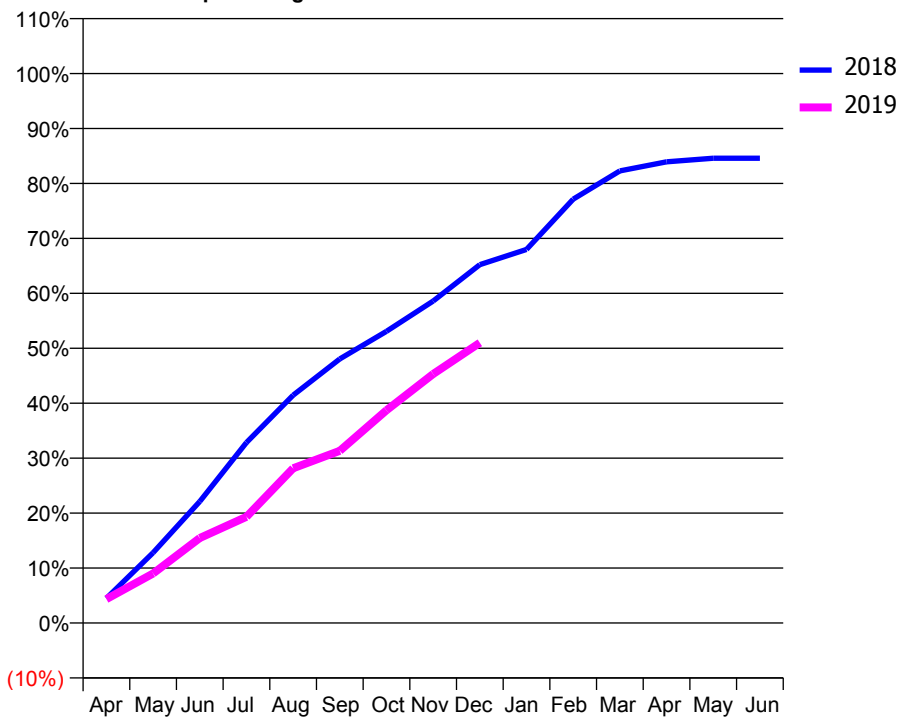
ACCESS*

Patients seen in 24 months	Total	Change since previous quarter
Quarter ending December 2017	2,407	
Quarter ending March 2018	2,261	↓
Quarter ending June 2018	2,170	↓
Quarter ending September 2018	2,062	↓
Quarter ending December 2018	2,008	↓
Variance since December 2017	(16.6%)	↓



ACTIVITY

Cumulative percentage of contracted UDA delivered 2018 & 2019



Month	Adjusted Scheduled Activity (UDA)	
	2018	2019
April	308	299
May	876	617
June	1,515	1,059
July	2,249	1,324
August	2,839	1,928
September	3,290	2,145
October	3,634	2,650
November	4,011	3,102
December	4,464	3,492
January	4,655	
February	5,280	
March	5,632	
April	5,746	
May	5,791	
June	5,791	

QUALITY

	Quantity	Base Number	Contract	AT	Region	England
% of FP17s for the same patient ID Re-attending within 3 months - Children	100	668	15.0%	10.2%	11.8%	11.8%
% of FP17s for the same patient ID Re-attending within 3 months - Adults	174	1,092	15.9%	15.7%	16.7%	15.6%
% of FP17s for the same patient ID Re-attending between 3 & 9 months - Children	268	668	40.1%	48.3%	48.6%	58.8%
% of FP17s for the same patient ID Re-attending between 3 & 9 months - Adults	167	1,092	15.3%	38.5%	39.1%	51.0%
% of FP17s for Band 1 Urgent Courses	795	1,647	48.3%	11.0%	10.6%	9.0%
% of FP17s Relating to Free Repair or Replacements	2	1,647	0.1%	0.5%	0.5%	0.8%
% of FP17s Relating to Continuations	0	1,647	0.0%	0.5%	0.7%	0.9%
% of Patients satisfied with the dentistry they have received	1	1	N/A	87.7%	90.2%	93.2%
% of Patients satisfied with the time they had to wait for an appointment	1	1	N/A	85.7%	85.0%	88.3%

* This is based on patients treated on this contract for their most recent course of treatment. Figures in italics indicate the base number of FP17s or Patient Questionnaire responses are less than 100. N/A is shown where the base number of responses is less than 10 during the period. % is calculated as Quantity/Base number*100

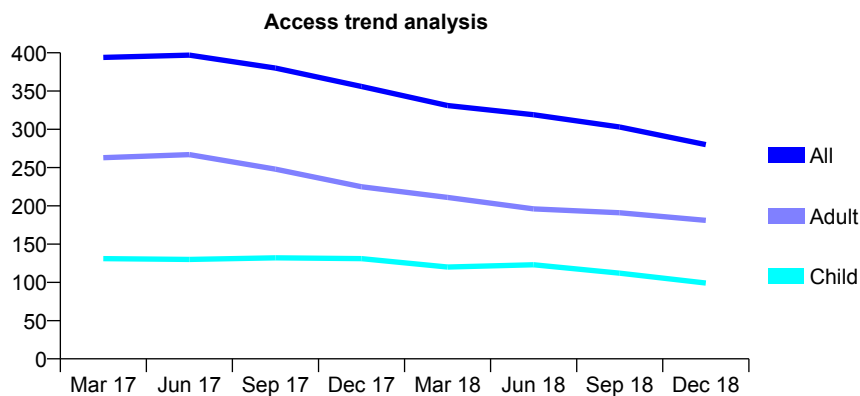
Q62 - Vital Signs At a Glance Contract Report for 364207/0001 - December 2018

Name or company name	Crystal Smile Dental Care
Contract type name	GDS Contract
Purpose of contract	General
Contract start date	01/02/2012
Contract end date	

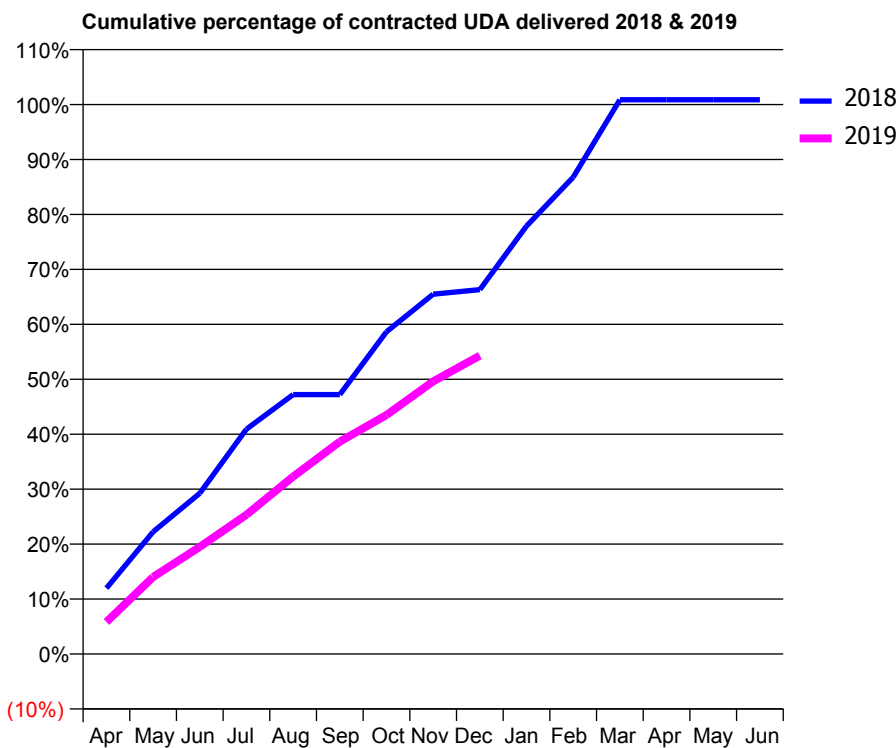
18/19 Contracted general activity (UDA)	1,911
Carry forward general activity (UDA)	-16
18/19 Contracted orthodontic activity (UOA)	0
Carry forward orthodontic activity (UOA)	0
Baseline contract value	£67,931.60

ACCESS*

Patients seen in 24 months	Total	Change since previous quarter
Quarter ending December 2017	356	
Quarter ending March 2018	331	↓
Quarter ending June 2018	319	↓
Quarter ending September 2018	303	↓
Quarter ending December 2018	280	↓
Variance since December 2017	(21.3%)	↓



ACTIVITY



Month	Adjusted Scheduled Activity (UDA)	
	2018	2019
April	229	111
May	425	268
June	559	373
July	782	484
August	902	617
September	902	738
October	1,121	831
November	1,251	948
December	1,267	1,038
January	1,488	
February	1,658	
March	1,927	
April	1,927	
May	1,927	
June	1,927	

QUALITY

	Quantity	Base Number	Contract	AT	Region	England
% of FP17s for the same patient ID Re-attending within 3 months - Children	17	99	17.2%	10.2%	11.8%	11.8%
% of FP17s for the same patient ID Re-attending within 3 months - Adults	31	176	17.6%	15.7%	16.7%	15.6%
% of FP17s for the same patient ID Re-attending between 3 & 9 months - Children	42	99	42.4%	48.3%	48.6%	58.8%
% of FP17s for the same patient ID Re-attending between 3 & 9 months - Adults	67	176	38.1%	38.5%	39.1%	51.0%
% of FP17s for Band 1 Urgent Courses	18	275	6.5%	11.0%	10.6%	9.0%
% of FP17s Relating to Free Repair or Replacements	0	275	0.0%	0.5%	0.5%	0.8%
% of FP17s Relating to Continuations	0	275	0.0%	0.5%	0.7%	0.9%
% of Patients satisfied with the dentistry they have received	0	0	N/A	87.7%	90.2%	93.2%
% of Patients satisfied with the time they had to wait for an appointment	0	0	N/A	85.7%	85.0%	88.3%

* This is based on patients treated on this contract for their most recent course of treatment. Figures in italics indicate the base number of FP17s or Patient Questionnaire responses are less than 100. N/A is shown where the base number of responses is less than 10 during the period. % is calculated as Quantity/Base number*100

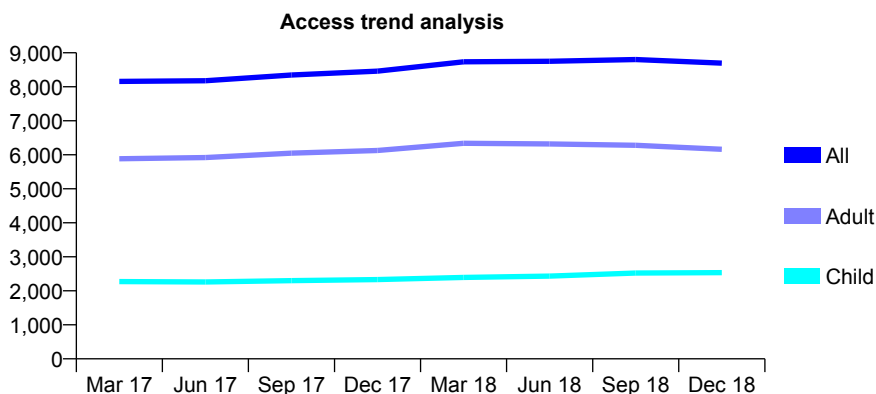
Q62 - Vital Signs At a Glance Contract Report for 381365/0002 - December 2018

Name or company name	MR P ZIDERMAN
Contract type name	GDS Contract
Purpose of contract	General
Contract start date	01/04/2006
Contract end date	

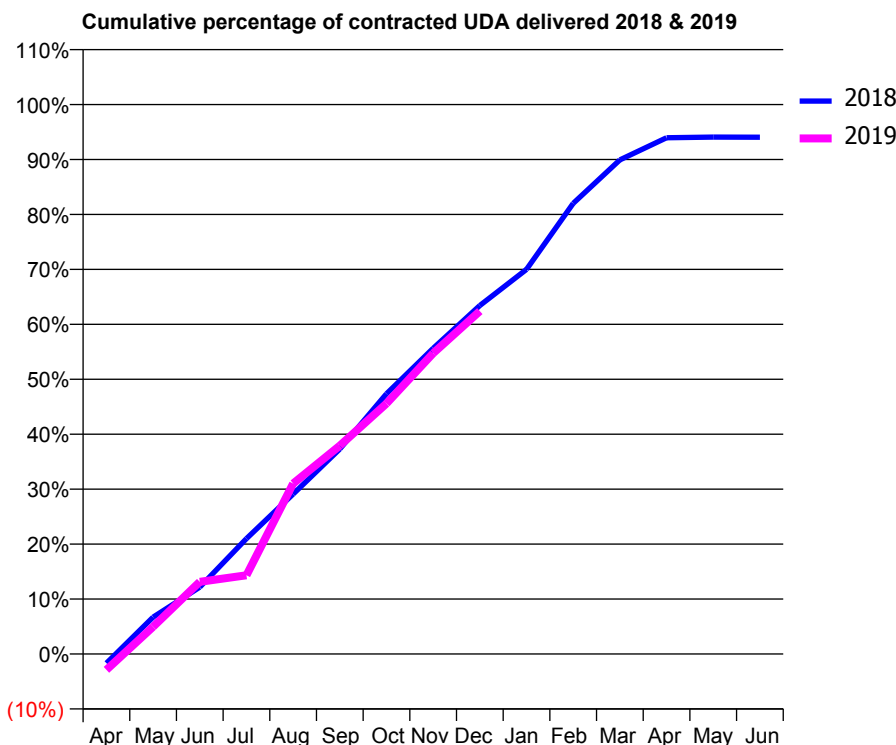
18/19 Contracted general activity (UDA)	25,594
Carry forward general activity (UDA)	1,521
18/19 Contracted orthodontic activity (UOA)	0
Carry forward orthodontic activity (UOA)	0
Baseline contract value	£983,012.84

ACCESS*

Patients seen in 24 months	Total	Change since previous quarter
Quarter ending December 2017	8,459	
Quarter ending March 2018	8,735	↑
Quarter ending June 2018	8,751	→
Quarter ending September 2018	8,802	→
Quarter ending December 2018	8,698	↓
Variance since December 2017	2.8%	↑



ACTIVITY



Month	Adjusted Scheduled Activity (UDA)	
	2018	2019
April	-430	-742
May	1,717	1,273
June	3,115	3,363
July	5,377	3,670
August	7,450	7,939
September	9,550	9,704
October	12,122	11,669
November	14,240	14,010
December	16,235	15,973
January	17,912	
February	20,989	
March	23,014	
April	24,047	
May	24,074	
June	24,073	

QUALITY

	Quantity	Base Number	Contract	AT	Region	England
% of FP17s for the same patient ID Re-attending within 3 months - Children	163	2,208	7.4%	10.2%	11.8%	11.8%
% of FP17s for the same patient ID Re-attending within 3 months - Adults	682	4,531	15.1%	15.7%	16.7%	15.6%
% of FP17s for the same patient ID Re-attending between 3 & 9 months - Children	872	2,208	39.5%	48.3%	48.6%	58.8%
% of FP17s for the same patient ID Re-attending between 3 & 9 months - Adults	1,426	4,531	31.5%	38.5%	39.1%	51.0%
% of FP17s for Band 1 Urgent Courses	974	6,445	15.1%	11.0%	10.6%	9.0%
% of FP17s Relating to Free Repair or Replacements	43	6,445	0.7%	0.5%	0.5%	0.8%
% of FP17s Relating to Continuations	14	6,445	0.2%	0.5%	0.7%	0.9%
% of Patients satisfied with the dentistry they have received	4	5	N/A	87.7%	90.2%	93.2%
% of Patients satisfied with the time they had to wait for an appointment	4	5	N/A	85.7%	85.0%	88.3%

* This is based on patients treated on this contract for their most recent course of treatment. Figures in italics indicate the base number of FP17s or Patient Questionnaire responses are less than 100. N/A is shown where the base number of responses is less than 10 during the period. % is calculated as Quantity/Base number*100

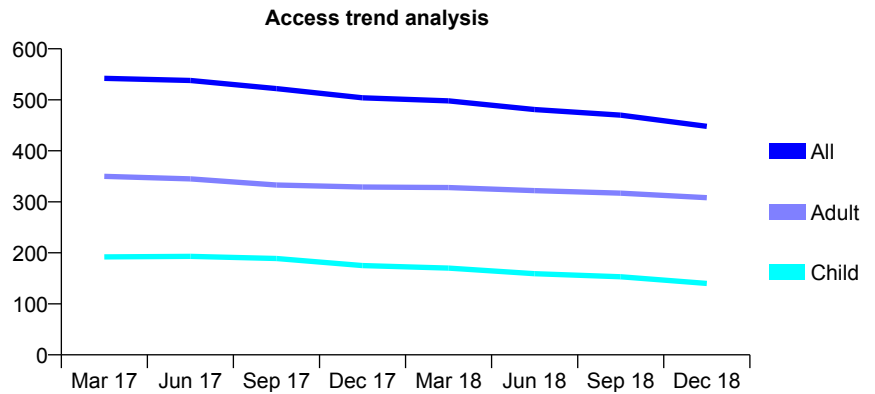
Q62 - Vital Signs At a Glance Contract Report for 385018/0001 - December 2018

Name or company name	MR RP SAINI
Contract type name	GDS Contract
Purpose of contract	General
Contract start date	01/04/2006
Contract end date	

18/19 Contracted general activity (UDA)	2,500
Carry forward general activity (UDA)	76
18/19 Contracted orthodontic activity (UOA)	0
Carry forward orthodontic activity (UOA)	0
Baseline contract value	£74,717.68

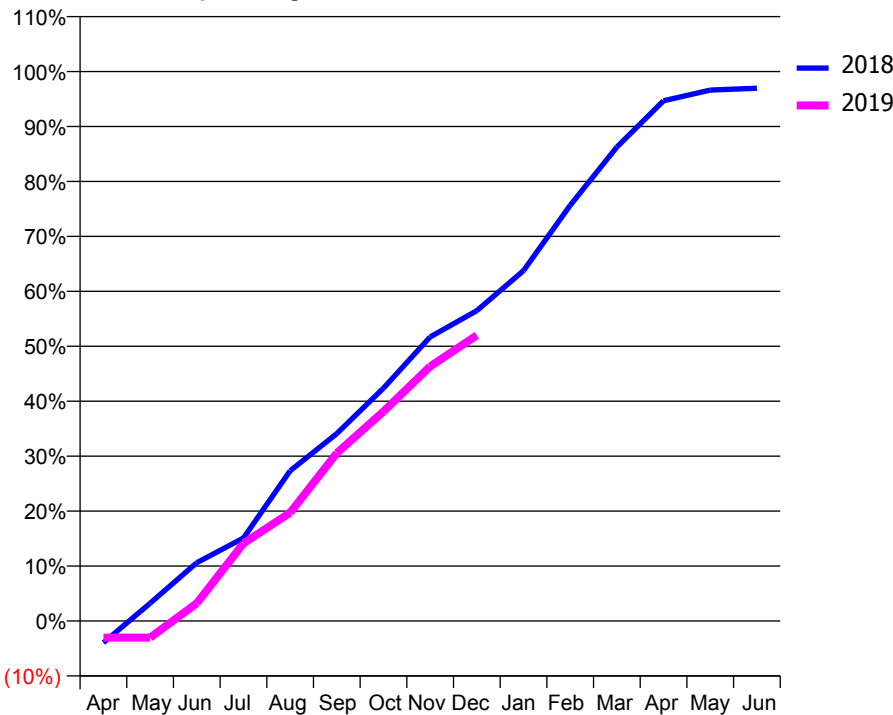
ACCESS*

Patients seen in 24 months	Total	Change since previous quarter
Quarter ending December 2017	504	
Quarter ending March 2018	498	↓
Quarter ending June 2018	481	↓
Quarter ending September 2018	470	↓
Quarter ending December 2018	448	↓
Variance since December 2017	(11.1%)	↓



ACTIVITY

Cumulative percentage of contracted UDA delivered 2018 & 2019



Month	Adjusted Scheduled Activity (UDA)	
	2018	2019
April	-99	-76
May	81	-76
June	265	81
July	377	353
August	684	493
September	853	764
October	1,060	953
November	1,293	1,159
December	1,412	1,300
January	1,594	
February	1,891	
March	2,156	
April	2,367	
May	2,415	
June	2,424	

QUALITY

	Quantity	Base Number	Contract	AT	Region	England
% of FP17s for the same patient ID Re-attending within 3 months - Children	31	210	14.8%	10.2%	11.8%	11.8%
% of FP17s for the same patient ID Re-attending within 3 months - Adults	25	317	7.9%	15.7%	16.7%	15.6%
% of FP17s for the same patient ID Re-attending between 3 & 9 months - Children	145	210	69.0%	48.3%	48.6%	58.8%
% of FP17s for the same patient ID Re-attending between 3 & 9 months - Adults	212	317	66.9%	38.5%	39.1%	51.0%
% of FP17s for Band 1 Urgent Courses	6	440	1.4%	11.0%	10.6%	9.0%
% of FP17s Relating to Free Repair or Replacements	3	440	0.7%	0.5%	0.5%	0.8%
% of FP17s Relating to Continuations	1	440	0.2%	0.5%	0.7%	0.9%
% of Patients satisfied with the dentistry they have received	0	0	N/A	87.7%	90.2%	93.2%
% of Patients satisfied with the time they had to wait for an appointment	0	0	N/A	85.7%	85.0%	88.3%

* This is based on patients treated on this contract for their most recent course of treatment. Figures in italics indicate the base number of FP17s or Patient Questionnaire responses are less than 100. N/A is shown where the base number of responses is less than 10 during the period. % is calculated as Quantity/Base number*100

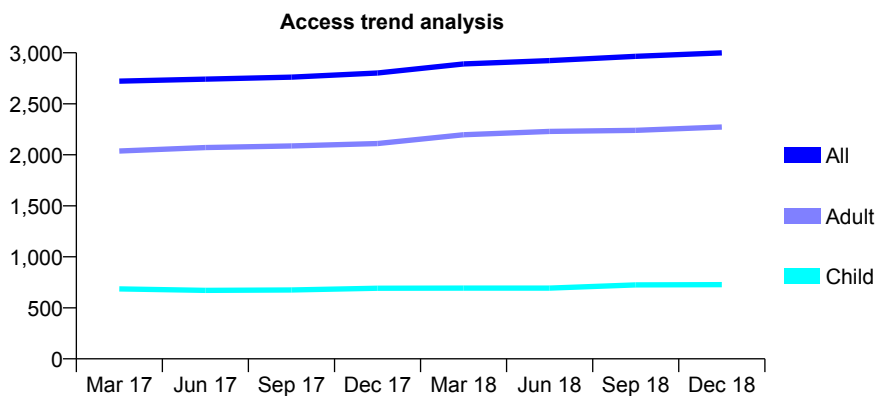
Q62 - Vital Signs At a Glance Contract Report for 393983/0002 - December 2018

Name or company name	MR D SAITOWITZ
Contract type name	GDS Contract
Purpose of contract	General
Contract start date	05/01/2009
Contract end date	

18/19 Contracted general activity (UDA)	10,991
Carry forward general activity (UDA)	0
18/19 Contracted orthodontic activity (UOA)	0
Carry forward orthodontic activity (UOA)	0
Baseline contract value	£351,849.35

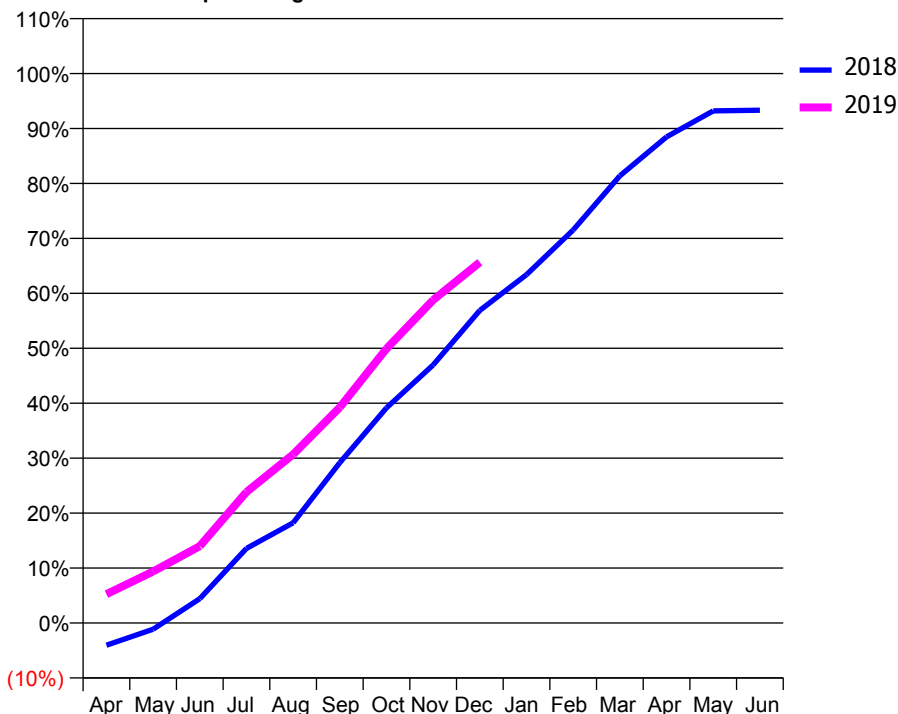
ACCESS*

Patients seen in 24 months	Total	Change since previous quarter
Quarter ending December 2017	2,802	
Quarter ending March 2018	2,891	↑
Quarter ending June 2018	2,923	→
Quarter ending September 2018	2,965	→
Quarter ending December 2018	2,999	→
Variance since December 2017	7.0%	↑



ACTIVITY

Cumulative percentage of contracted UDA delivered 2018 & 2019



Month	Adjusted Scheduled Activity (UDA)	
	2018	2019
April	-446	576
May	-127	1,031
June	486	1,537
July	1,492	2,621
August	2,005	3,372
September	3,206	4,314
October	4,304	5,487
November	5,161	6,462
December	6,254	7,215
January	6,967	
February	7,862	
March	8,945	
April	9,724	
May	10,243	
June	10,255	

QUALITY

	Quantity	Base Number	Contract	AT	Region	England
% of FP17s for the same patient ID Re-attending within 3 months - Children	25	585	4.3%	10.2%	11.8%	11.8%
% of FP17s for the same patient ID Re-attending within 3 months - Adults	155	1,772	8.7%	15.7%	16.7%	15.6%
% of FP17s for the same patient ID Re-attending between 3 & 9 months - Children	205	585	35.0%	48.3%	48.6%	58.8%
% of FP17s for the same patient ID Re-attending between 3 & 9 months - Adults	703	1,772	39.7%	38.5%	39.1%	51.0%
% of FP17s for Band 1 Urgent Courses	64	2,053	3.1%	11.0%	10.6%	9.0%
% of FP17s Relating to Free Repair or Replacements	1	2,053	0.0%	0.5%	0.5%	0.8%
% of FP17s Relating to Continuations	18	2,053	0.9%	0.5%	0.7%	0.9%
% of Patients satisfied with the dentistry they have received	3	3	N/A	87.7%	90.2%	93.2%
% of Patients satisfied with the time they had to wait for an appointment	3	3	N/A	85.7%	85.0%	88.3%

* This is based on patients treated on this contract for their most recent course of treatment. Figures in italics indicate the base number of FP17s or Patient Questionnaire responses are less than 100. N/A is shown where the base number of responses is less than 10 during the period. % is calculated as Quantity/Base number*100

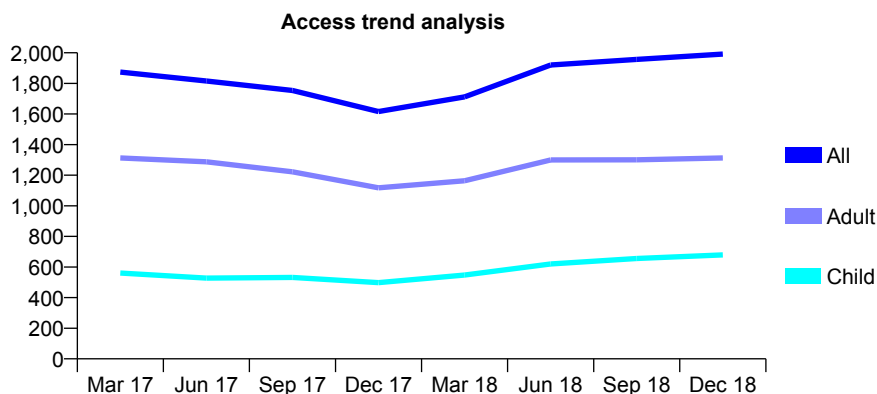
Q62 - Vital Signs At a Glance Contract Report for 395129/0001 - December 2018

Name or company name	Advance Dental Care
Contract type name	GDS Contract
Purpose of contract	General
Contract start date	01/04/2006
Contract end date	

18/19 Contracted general activity (UDA)	4,825
Carry forward general activity (UDA)	37
18/19 Contracted orthodontic activity (UOA)	0
Carry forward orthodontic activity (UOA)	0
Baseline contract value	£140,414.82

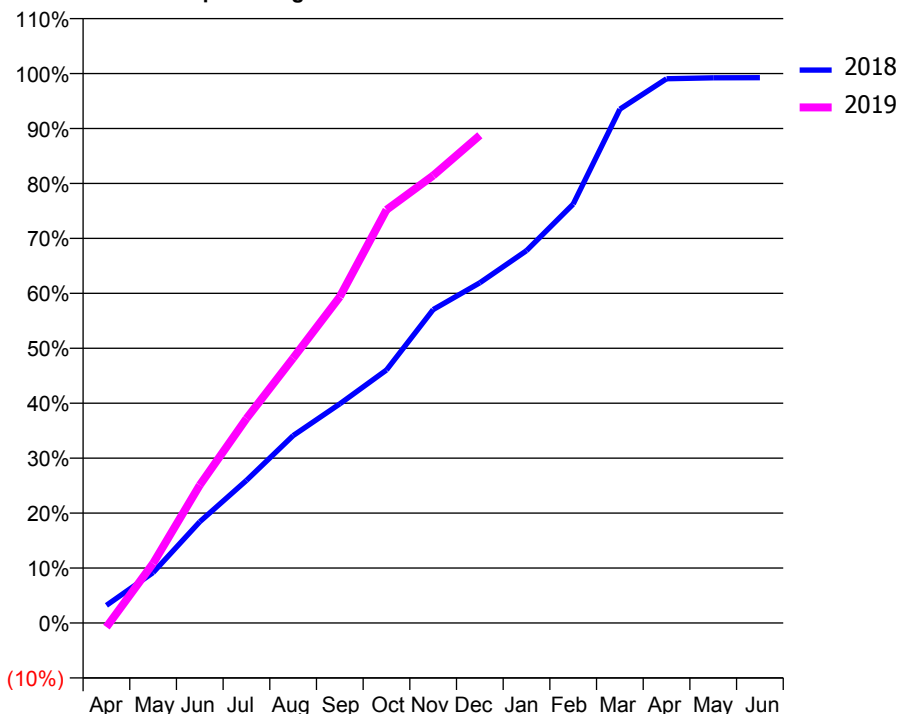
ACCESS*

Patients seen in 24 months	Total	Change since previous quarter
Quarter ending December 2017	1,616	
Quarter ending March 2018	1,712	↑
Quarter ending June 2018	1,920	↑
Quarter ending September 2018	1,957	→
Quarter ending December 2018	1,992	→
Variance since December 2017	23.3%	↑



ACTIVITY

Cumulative percentage of contracted UDA delivered 2018 & 2019



Month	Adjusted Scheduled Activity (UDA)	
	2018	2019
April	155	-37
May	443	524
June	889	1,211
July	1,253	1,796
August	1,645	2,326
September	1,924	2,865
October	2,222	3,628
November	2,752	3,929
December	2,987	4,283
January	3,270	
February	3,678	
March	4,512	
April	4,779	
May	4,787	
June	4,788	

QUALITY

	Quantity	Base Number	Contract	AT	Region	England
% of FP17s for the same patient ID Re-attending within 3 months - Children	40	716	5.6%	10.2%	11.8%	11.8%
% of FP17s for the same patient ID Re-attending within 3 months - Adults	114	1,128	10.1%	15.7%	16.7%	15.6%
% of FP17s for the same patient ID Re-attending between 3 & 9 months - Children	173	716	24.2%	48.3%	48.6%	58.8%
% of FP17s for the same patient ID Re-attending between 3 & 9 months - Adults	222	1,128	19.7%	38.5%	39.1%	51.0%
% of FP17s for Band 1 Urgent Courses	123	1,741	7.1%	11.0%	10.6%	9.0%
% of FP17s Relating to Free Repair or Replacements	4	1,741	0.2%	0.5%	0.5%	0.8%
% of FP17s Relating to Continuations	1	1,741	0.1%	0.5%	0.7%	0.9%
% of Patients satisfied with the dentistry they have received	0	0	N/A	87.7%	90.2%	93.2%
% of Patients satisfied with the time they had to wait for an appointment	0	0	N/A	85.7%	85.0%	88.3%

* This is based on patients treated on this contract for their most recent course of treatment. Figures in italics indicate the base number of FP17s or Patient Questionnaire responses are less than 100. N/A is shown where the base number of responses is less than 10 during the period. % is calculated as Quantity/Base number*100

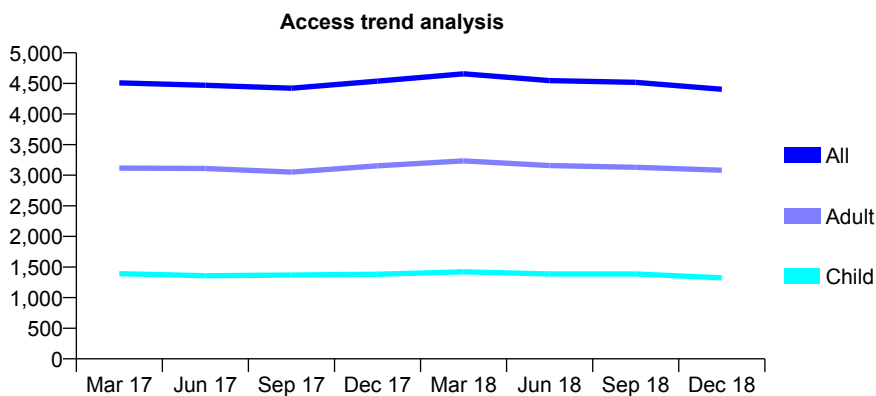
Q62 - Vital Signs At a Glance Contract Report for 395463/0001 - December 2018

Name or company name	MR AH GHAURI
Contract type name	GDS Contract
Purpose of contract	General
Contract start date	01/04/2006
Contract end date	

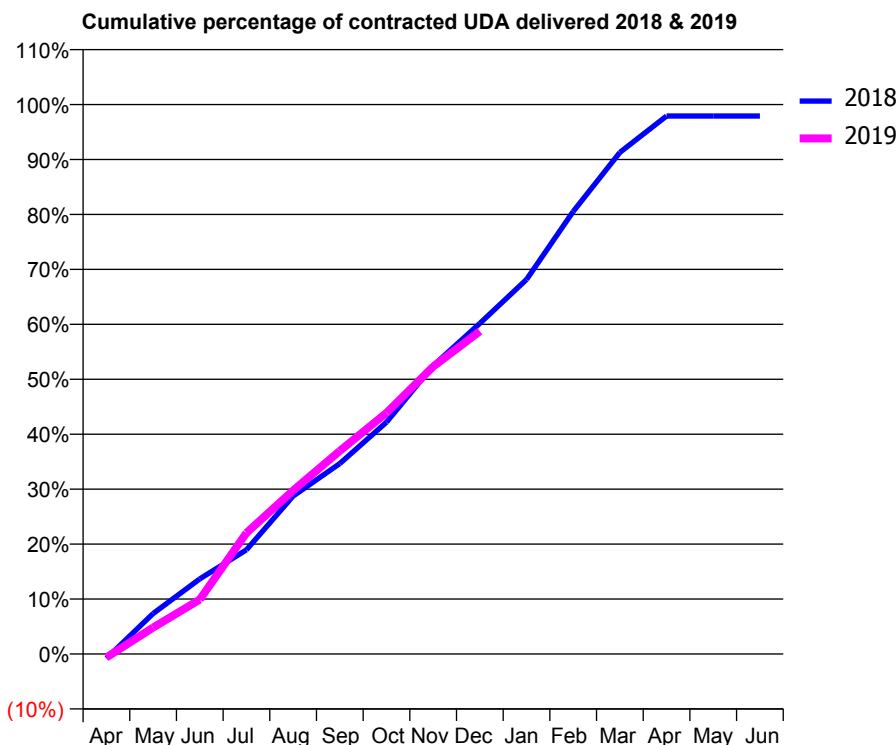
18/19 Contracted general activity (UDA)	11,256
Carry forward general activity (UDA)	237
18/19 Contracted orthodontic activity (UOA)	0
Carry forward orthodontic activity (UOA)	0
Baseline contract value	£307,174.19

ACCESS*

Patients seen in 24 months	Total	Change since previous quarter
Quarter ending December 2017	4,536	
Quarter ending March 2018	4,657	↑
Quarter ending June 2018	4,546	↓
Quarter ending September 2018	4,517	→
Quarter ending December 2018	4,404	↓
Variance since December 2017	(2.9%)	↓



ACTIVITY



Month	Adjusted Scheduled Activity (UDA)	
	2018	2019
April	-91	-73
May	829	541
June	1,538	1,117
July	2,134	2,481
August	3,236	3,350
September	3,903	4,162
October	4,749	4,941
November	5,908	5,887
December	6,773	6,612
January	7,671	
February	9,064	
March	10,275	
April	11,019	
May	11,019	
June	11,019	

QUALITY

	Quantity	Base Number	Contract	AT	Region	England
% of FP17s for the same patient ID Re-attending within 3 months - Children	47	867	5.4%	10.2%	11.8%	11.8%
% of FP17s for the same patient ID Re-attending within 3 months - Adults	210	1,777	11.8%	15.7%	16.7%	15.6%
% of FP17s for the same patient ID Re-attending between 3 & 9 months - Children	303	867	34.9%	48.3%	48.6%	58.8%
% of FP17s for the same patient ID Re-attending between 3 & 9 months - Adults	397	1,777	22.3%	38.5%	39.1%	51.0%
% of FP17s for Band 1 Urgent Courses	330	2,463	13.4%	11.0%	10.6%	9.0%
% of FP17s Relating to Free Repair or Replacements	12	2,463	0.5%	0.5%	0.5%	0.8%
% of FP17s Relating to Continuations	10	2,463	0.4%	0.5%	0.7%	0.9%
% of Patients satisfied with the dentistry they have received	0	0	N/A	87.7%	90.2%	93.2%
% of Patients satisfied with the time they had to wait for an appointment	0	0	N/A	85.7%	85.0%	88.3%

* This is based on patients treated on this contract for their most recent course of treatment. Figures in italics indicate the base number of FP17s or Patient Questionnaire responses are less than 100. N/A is shown where the base number of responses is less than 10 during the period. % is calculated as Quantity/Base number*100

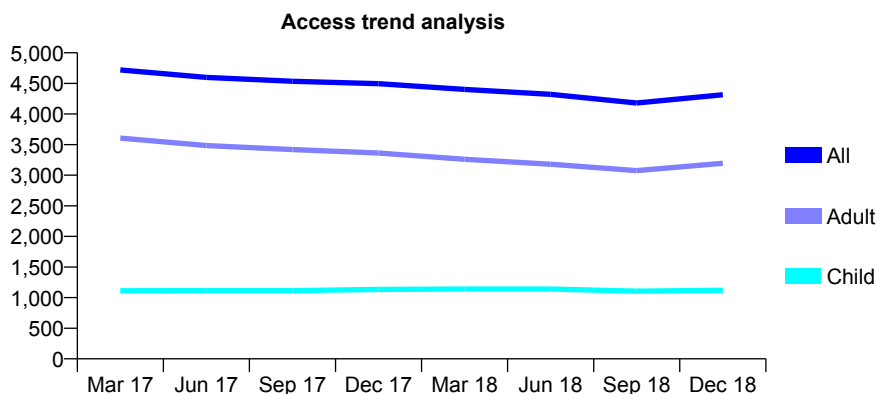
Q62 - Vital Signs At a Glance Contract Report for 395463/0002 - December 2018

Name or company name	MR AH GHAURI
Contract type name	GDS Contract
Purpose of contract	General
Contract start date	01/04/2006
Contract end date	

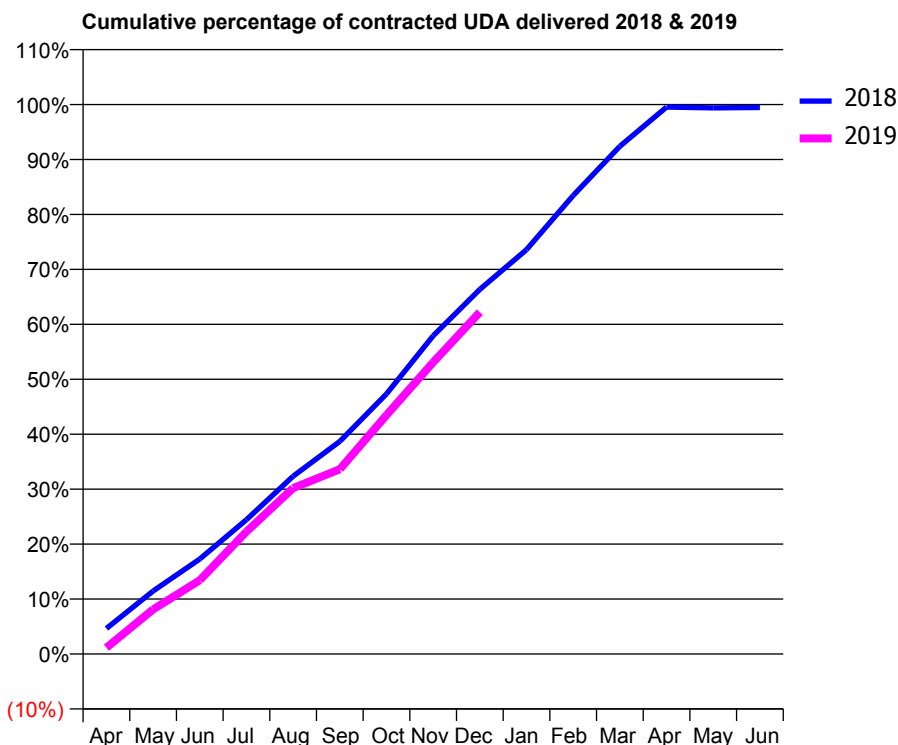
18/19 Contracted general activity (UDA)	16,269
Carry forward general activity (UDA)	90
18/19 Contracted orthodontic activity (UOA)	0
Carry forward orthodontic activity (UOA)	0
Baseline contract value	£612,659.47

ACCESS*

Patients seen in 24 months	Total	Change since previous quarter
Quarter ending December 2017	4,495	
Quarter ending March 2018	4,401	↓
Quarter ending June 2018	4,321	↓
Quarter ending September 2018	4,180	↓
Quarter ending December 2018	4,315	↑
Variance since December 2017	(4.0%)	↓



ACTIVITY



Month	Adjusted Scheduled Activity (UDA)	
	2018	2019
April	756	186
May	1,865	1,319
June	2,814	2,184
July	3,976	3,621
August	5,265	4,914
September	6,297	5,470
October	7,700	7,074
November	9,421	8,635
December	10,797	10,121
January	11,972	
February	13,576	
March	15,033	
April	16,191	
May	16,167	
June	16,179	

QUALITY

	Quantity	Base Number	Contract	AT	Region	England
% of FP17s for the same patient ID Re-attending within 3 months - Children	67	929	7.2%	10.2%	11.8%	11.8%
% of FP17s for the same patient ID Re-attending within 3 months - Adults	395	2,563	15.4%	15.7%	16.7%	15.6%
% of FP17s for the same patient ID Re-attending between 3 & 9 months - Children	386	929	41.6%	48.3%	48.6%	58.8%
% of FP17s for the same patient ID Re-attending between 3 & 9 months - Adults	817	2,563	31.9%	38.5%	39.1%	51.0%
% of FP17s for Band 1 Urgent Courses	557	3,226	17.3%	11.0%	10.6%	9.0%
% of FP17s Relating to Free Repair or Replacements	22	3,226	0.7%	0.5%	0.5%	0.8%
% of FP17s Relating to Continuations	12	3,226	0.4%	0.5%	0.7%	0.9%
% of Patients satisfied with the dentistry they have received	3	3	N/A	87.7%	90.2%	93.2%
% of Patients satisfied with the time they had to wait for an appointment	2	3	N/A	85.7%	85.0%	88.3%

* This is based on patients treated on this contract for their most recent course of treatment. Figures in italics indicate the base number of FP17s or Patient Questionnaire responses are less than 100. N/A is shown where the base number of responses is less than 10 during the period. % is calculated as Quantity/Base number*100

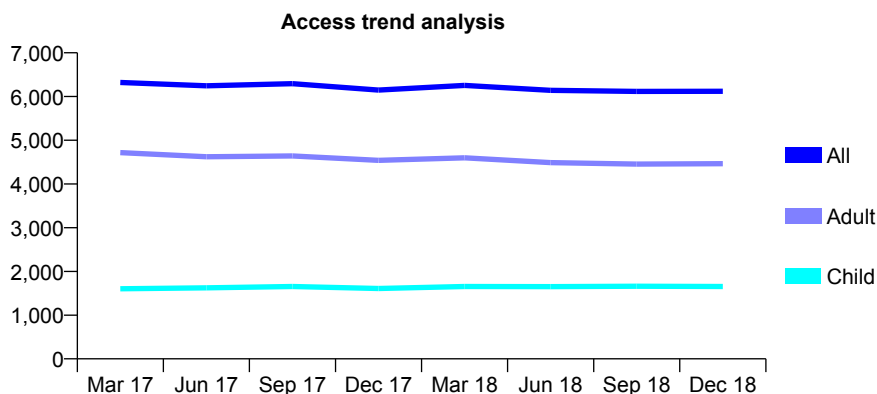
Q62 - Vital Signs At a Glance Contract Report for 395463/0004 - December 2018

Name or company name	MR AH GHAURI
Contract type name	GDS Contract
Purpose of contract	General
Contract start date	01/04/2006
Contract end date	

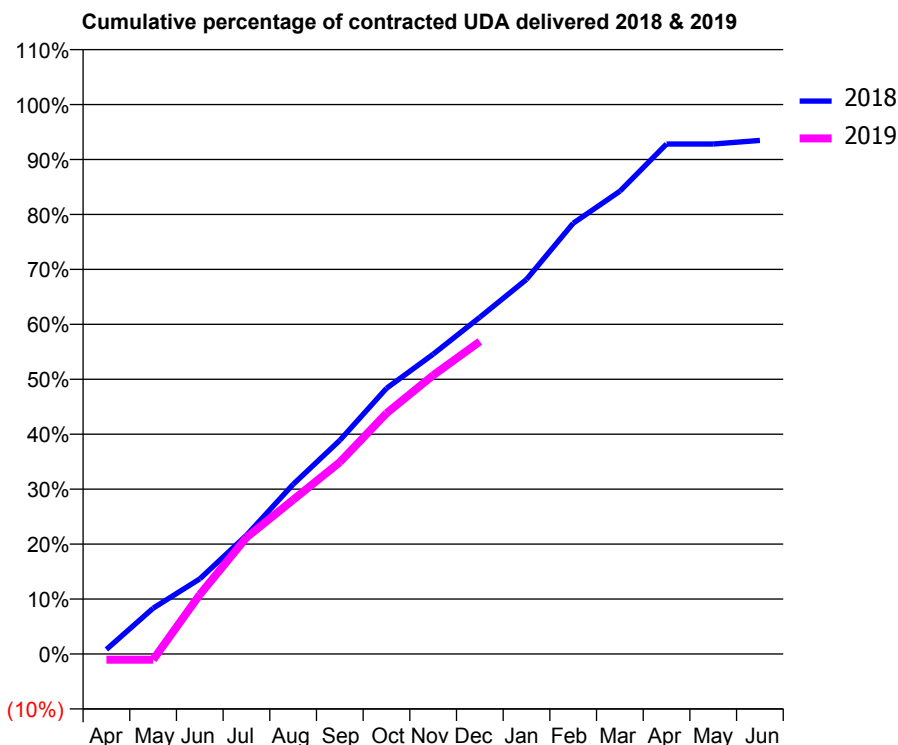
18/19 Contracted general activity (UDA)	24,669
Carry forward general activity (UDA)	806
18/19 Contracted orthodontic activity (UOA)	0
Carry forward orthodontic activity (UOA)	0
Baseline contract value	£667,105.00

ACCESS*

Patients seen in 24 months	Total	Change since previous quarter
Quarter ending December 2017	6,147	
Quarter ending March 2018	6,253	→
Quarter ending June 2018	6,141	↓
Quarter ending September 2018	6,117	→
Quarter ending December 2018	6,119	→
Variance since December 2017	(0.5%)	→



ACTIVITY



Month	Adjusted Scheduled Activity (UDA)	
	2018	2019
April	205	-261
May	2,056	-261
June	3,376	2,668
July	5,333	5,231
August	7,615	6,923
September	9,594	8,614
October	11,927	10,808
November	13,458	12,513
December	15,121	14,027
January	16,817	
February	19,338	
March	20,775	
April	22,893	
May	22,893	
June	23,059	

QUALITY

	Quantity	Base Number	Contract	AT	Region	England
% of FP17s for the same patient ID Re-attending within 3 months - Children	75	1,341	5.6%	10.2%	11.8%	11.8%
% of FP17s for the same patient ID Re-attending within 3 months - Adults	449	3,405	13.2%	15.7%	16.7%	15.6%
% of FP17s for the same patient ID Re-attending between 3 & 9 months - Children	449	1,341	33.5%	48.3%	48.6%	58.8%
% of FP17s for the same patient ID Re-attending between 3 & 9 months - Adults	803	3,405	23.6%	38.5%	39.1%	51.0%
% of FP17s for Band 1 Urgent Courses	551	4,152	13.3%	11.0%	10.6%	9.0%
% of FP17s Relating to Free Repair or Replacements	3	4,152	0.1%	0.5%	0.5%	0.8%
% of FP17s Relating to Continuations	15	4,152	0.4%	0.5%	0.7%	0.9%
% of Patients satisfied with the dentistry they have received	2	5	N/A	87.7%	90.2%	93.2%
% of Patients satisfied with the time they had to wait for an appointment	4	5	N/A	85.7%	85.0%	88.3%

* This is based on patients treated on this contract for their most recent course of treatment. Figures in italics indicate the base number of FP17s or Patient Questionnaire responses are less than 100. N/A is shown where the base number of responses is less than 10 during the period. % is calculated as Quantity/Base number*100

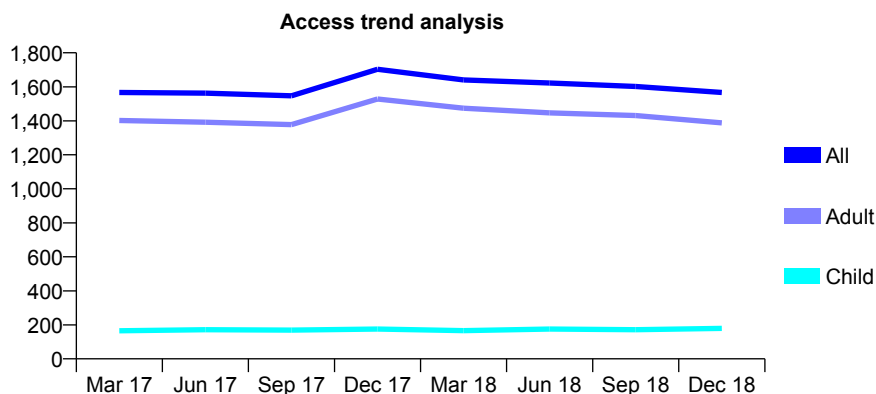
Q62 - Vital Signs At a Glance Contract Report for 395463/0006 - December 2018

Name or company name	MR AH GHAURI
Contract type name	GDS Contract
Purpose of contract	General
Contract start date	01/04/2006
Contract end date	

18/19 Contracted general activity (UDA)	3,000
Carry forward general activity (UDA)	0
18/19 Contracted orthodontic activity (UOA)	0
Carry forward orthodontic activity (UOA)	0
Baseline contract value	£121,066.03

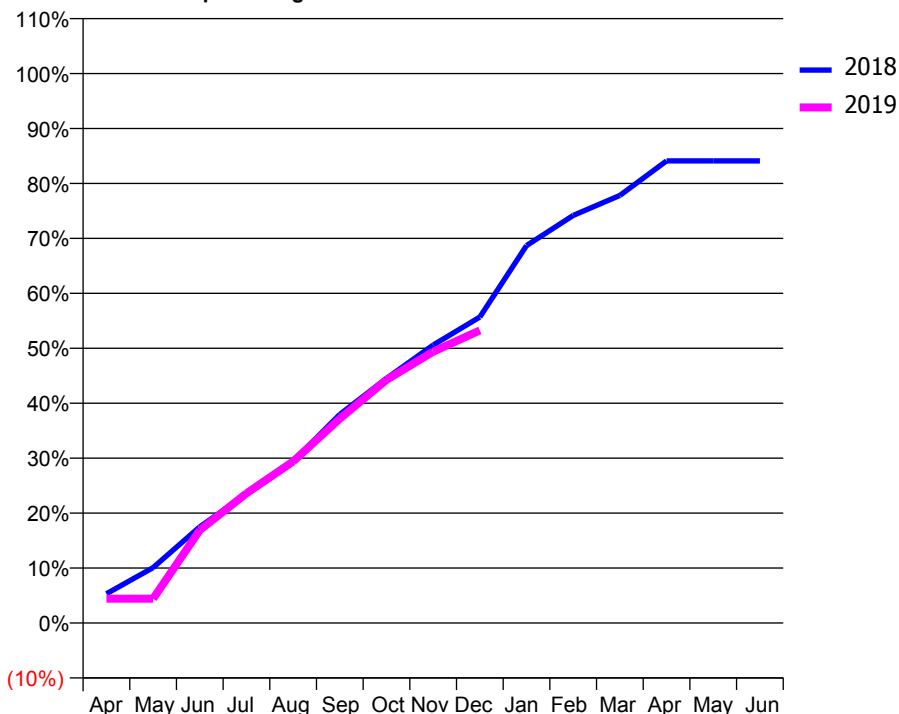
ACCESS*

Patients seen in 24 months	Total	Change since previous quarter
Quarter ending December 2017	1,703	
Quarter ending March 2018	1,640	↓
Quarter ending June 2018	1,622	↓
Quarter ending September 2018	1,602	↓
Quarter ending December 2018	1,567	↓
Variance since December 2017	(8.0%)	↓



ACTIVITY

Cumulative percentage of contracted UDA delivered 2018 & 2019



Month	Adjusted Scheduled Activity (UDA)	
	2018	2019
April	160	133
May	302	133
June	525	507
July	704	708
August	884	882
September	1,139	1,115
October	1,335	1,328
November	1,518	1,481
December	1,671	1,598
January	2,060	
February	2,225	
March	2,334	
April	2,523	
May	2,523	
June	2,523	

QUALITY

	Quantity	Base Number	Contract	AT	Region	England
% of FP17s for the same patient ID Re-attending within 3 months - Children	2	220	0.9%	10.2%	11.8%	11.8%
% of FP17s for the same patient ID Re-attending within 3 months - Adults	14	1,273	1.1%	15.7%	16.7%	15.6%
% of FP17s for the same patient ID Re-attending between 3 & 9 months - Children	0	220	0.0%	48.3%	48.6%	58.8%
% of FP17s for the same patient ID Re-attending between 3 & 9 months - Adults	7	1,273	0.5%	38.5%	39.1%	51.0%
% of FP17s for Band 1 Urgent Courses	1,320	1,335	98.9%	11.0%	10.6%	9.0%
% of FP17s Relating to Free Repair or Replacements	0	1,335	0.0%	0.5%	0.5%	0.8%
% of FP17s Relating to Continuations	0	1,335	0.0%	0.5%	0.7%	0.9%
% of Patients satisfied with the dentistry they have received	0	0	N/A	87.7%	90.2%	93.2%
% of Patients satisfied with the time they had to wait for an appointment	0	0	N/A	85.7%	85.0%	88.3%

* This is based on patients treated on this contract for their most recent course of treatment. Figures in italics indicate the base number of FP17s or Patient Questionnaire responses are less than 100. N/A is shown where the base number of responses is less than 10 during the period. % is calculated as Quantity/Base number*100

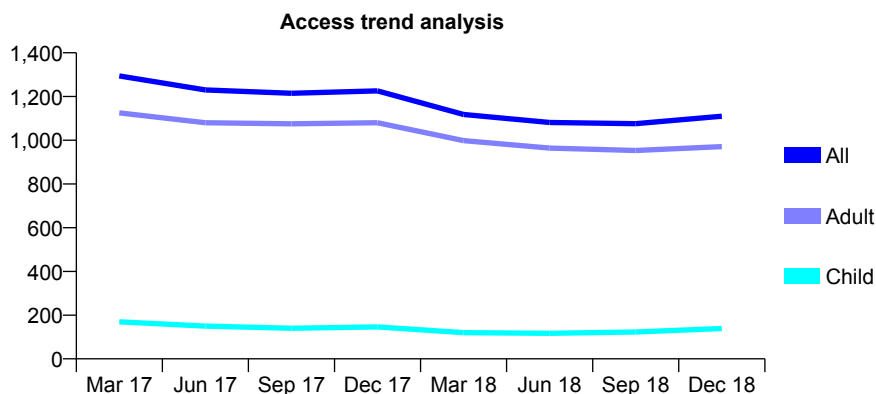
Q62 - Vital Signs At a Glance Contract Report for 395463/0007 - December 2018

Name or company name	MR AH GHAURI
Contract type name	GDS Contract
Purpose of contract	General
Contract start date	01/01/2007
Contract end date	

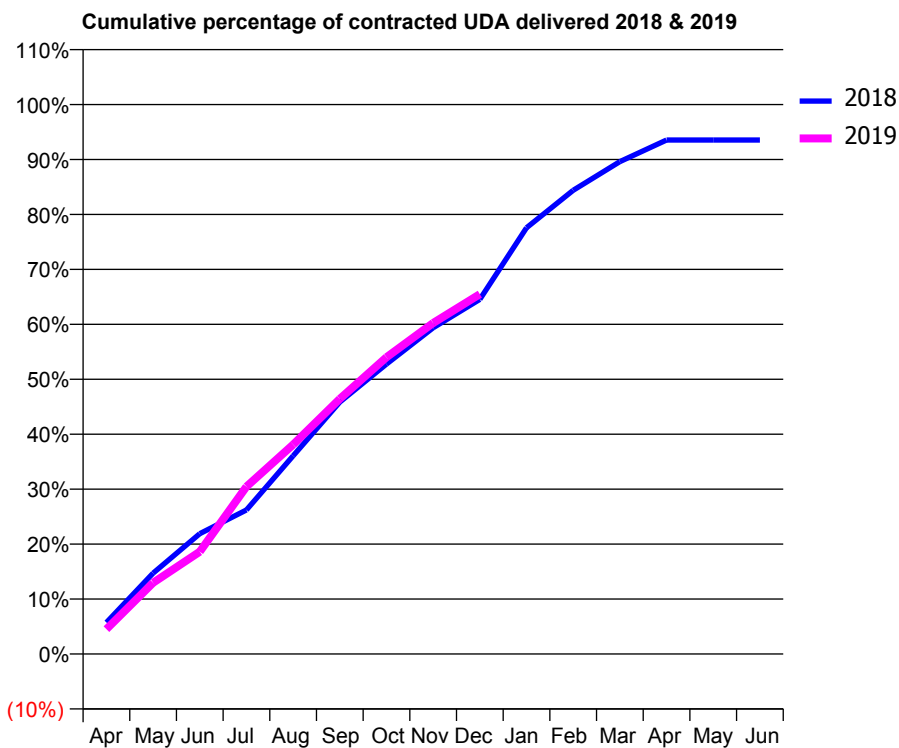
18/19 Contracted general activity (UDA)	2,200
Carry forward general activity (UDA)	0
18/19 Contracted orthodontic activity (UOA)	0
Carry forward orthodontic activity (UOA)	0
Baseline contract value	£88,414.88

ACCESS*

Patients seen in 24 months	Total	Change since previous quarter
Quarter ending December 2017	1,226	
Quarter ending March 2018	1,118	↓
Quarter ending June 2018	1,081	↓
Quarter ending September 2018	1,076	→
Quarter ending December 2018	1,110	↑
Variance since December 2017	(9.5%)	↓



ACTIVITY



Adjusted Scheduled Activity (UDA)		
Month	2018	2019
April	126	100
May	324	285
June	482	410
July	577	670
August	794	838
September	1,009	1,022
October	1,161	1,188
November	1,306	1,325
December	1,420	1,440
January	1,707	
February	1,857	
March	1,971	
April	2,058	
May	2,058	
June	2,058	

QUALITY

	Quantity	Base Number	Contract	AT	Region	England
% of FP17s for the same patient ID Re-attending within 3 months - Children	1	225	0.4%	10.2%	11.8%	11.8%
% of FP17s for the same patient ID Re-attending within 3 months - Adults	13	1,049	1.2%	15.7%	16.7%	15.6%
% of FP17s for the same patient ID Re-attending between 3 & 9 months - Children	1	225	0.4%	48.3%	48.6%	58.8%
% of FP17s for the same patient ID Re-attending between 3 & 9 months - Adults	11	1,049	1.0%	38.5%	39.1%	51.0%
% of FP17s for Band 1 Urgent Courses	1,192	1,202	99.2%	11.0%	10.6%	9.0%
% of FP17s Relating to Free Repair or Replacements	0	1,202	0.0%	0.5%	0.5%	0.8%
% of FP17s Relating to Continuations	0	1,202	0.0%	0.5%	0.7%	0.9%
% of Patients satisfied with the dentistry they have received	0	0	N/A	87.7%	90.2%	93.2%
% of Patients satisfied with the time they had to wait for an appointment	0	0	N/A	85.7%	85.0%	88.3%

* This is based on patients treated on this contract for their most recent course of treatment. Figures in italics indicate the base number of FP17s or Patient Questionnaire responses are less than 100. N/A is shown where the base number of responses is less than 10 during the period. % is calculated as Quantity/Base number*100

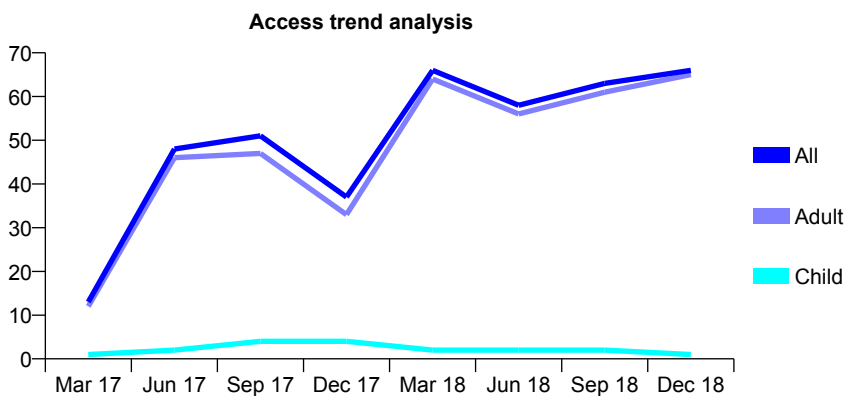
Q62 - Vital Signs At a Glance Contract Report for 395463/0009 - December 2018

Name or company name	MR AH GHAURI
Contract type name	PDS Contract
Purpose of contract	General
Contract start date	01/04/2009
Contract end date	31/03/2019

18/19 Contracted general activity (UDA)	200
Carry forward general activity (UDA)	4
18/19 Contracted orthodontic activity (UOA)	0
Carry forward orthodontic activity (UOA)	0
Baseline contract value	£26,470.57

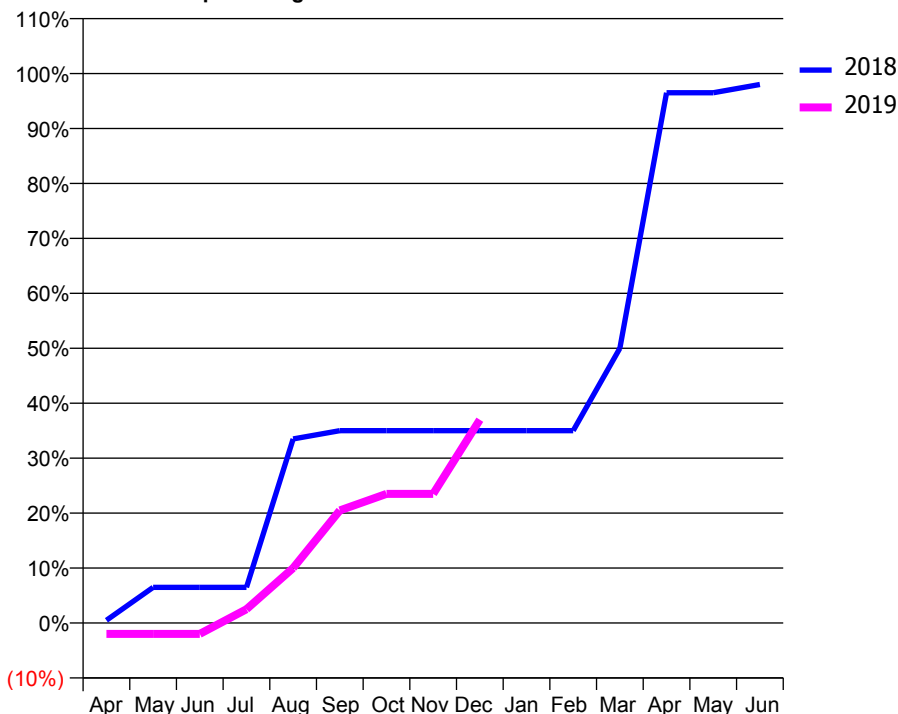
ACCESS*

Patients seen in 24 months	Total	Change since previous quarter
Quarter ending December 2017	37	
Quarter ending March 2018	66	↑
Quarter ending June 2018	58	↓
Quarter ending September 2018	63	↑
Quarter ending December 2018	66	↑
Variance since December 2017	78.4%	↑



ACTIVITY

Cumulative percentage of contracted UDA delivered 2018 & 2019



Month	Adjusted Scheduled Activity (UDA)	
	2018	2019
April	1	-4
May	13	-4
June	13	-4
July	13	5
August	67	20
September	70	41
October	70	47
November	70	47
December	70	74
January	70	
February	70	
March	100	
April	193	
May	193	
June	196	

QUALITY

	Quantity	Base Number	Contract	AT	Region	England
% of FP17s for the same patient ID Re-attending within 3 months - Children	0	2	0.0%	10.2%	11.8%	11.8%
% of FP17s for the same patient ID Re-attending within 3 months - Adults	0	62	0.0%	15.7%	16.7%	15.6%
% of FP17s for the same patient ID Re-attending between 3 & 9 months - Children	0	2	0.0%	48.3%	48.6%	58.8%
% of FP17s for the same patient ID Re-attending between 3 & 9 months - Adults	1	62	1.6%	38.5%	39.1%	51.0%
% of FP17s for Band 1 Urgent Courses	0	27	0.0%	11.0%	10.6%	9.0%
% of FP17s Relating to Free Repair or Replacements	0	27	0.0%	0.5%	0.5%	0.8%
% of FP17s Relating to Continuations	0	27	0.0%	0.5%	0.7%	0.9%
% of Patients satisfied with the dentistry they have received	0	0	N/A	87.7%	90.2%	93.2%
% of Patients satisfied with the time they had to wait for an appointment	0	0	N/A	85.7%	85.0%	88.3%

* This is based on patients treated on this contract for their most recent course of treatment. Figures in italics indicate the base number of FP17s or Patient Questionnaire responses are less than 100. N/A is shown where the base number of responses is less than 10 during the period. % is calculated as Quantity/Base number*100

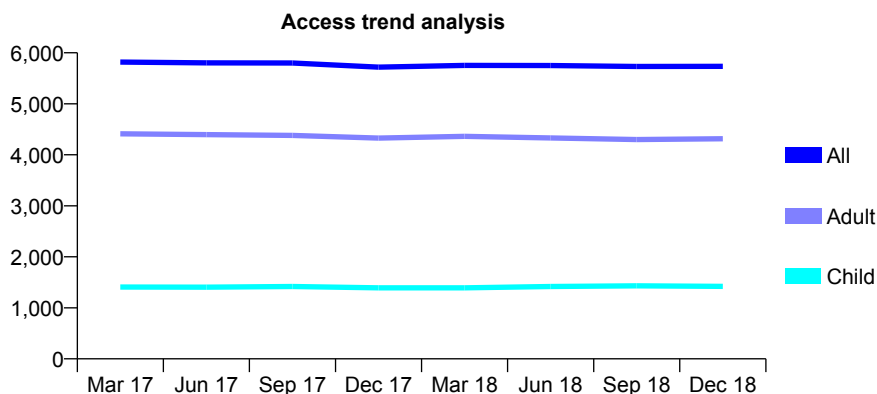
Q62 - Vital Signs At a Glance Contract Report for 555843/0001 - December 2018

Name or company name	MR B COHEN
Contract type name	GDS Contract
Purpose of contract	General
Contract start date	01/04/2006
Contract end date	

18/19 Contracted general activity (UDA)	13,083
Carry forward general activity (UDA)	0
18/19 Contracted orthodontic activity (UOA)	0
Carry forward orthodontic activity (UOA)	0
Baseline contract value	£353,500.15

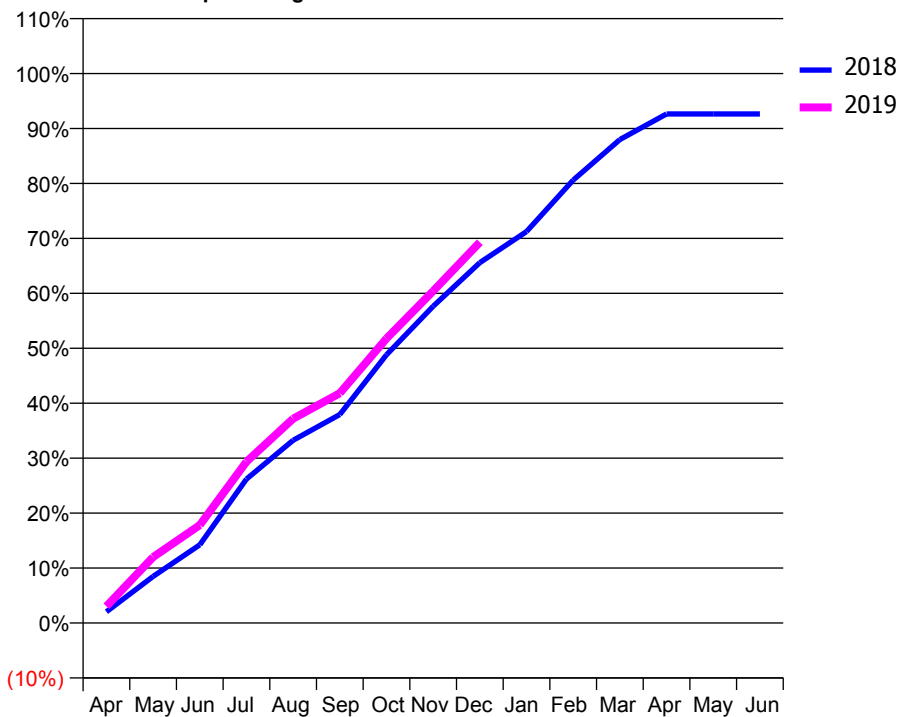
ACCESS*

Patients seen in 24 months	Total	Change since previous quarter
Quarter ending December 2017	5,720	
Quarter ending March 2018	5,754	→
Quarter ending June 2018	5,751	→
Quarter ending September 2018	5,731	→
Quarter ending December 2018	5,735	→
Variance since December 2017	0.3%	→



ACTIVITY

Cumulative percentage of contracted UDA delivered 2018 & 2019



Month	Adjusted Scheduled Activity (UDA)	
	2018	2019
April	268	400
May	1,110	1,570
June	1,861	2,332
July	3,426	3,840
August	4,352	4,864
September	4,965	5,472
October	6,387	6,775
November	7,541	7,904
December	8,579	9,066
January	9,319	
February	10,547	
March	11,511	
April	12,120	
May	12,121	
June	12,121	

QUALITY

	Quantity	Base Number	Contract	AT	Region	England
% of FP17s for the same patient ID Re-attending within 3 months - Children	150	1,673	9.0%	10.2%	11.8%	11.8%
% of FP17s for the same patient ID Re-attending within 3 months - Adults	541	4,419	12.2%	15.7%	16.7%	15.6%
% of FP17s for the same patient ID Re-attending between 3 & 9 months - Children	953	1,673	57.0%	48.3%	48.6%	58.8%
% of FP17s for the same patient ID Re-attending between 3 & 9 months - Adults	2,585	4,419	58.5%	38.5%	39.1%	51.0%
% of FP17s for Band 1 Urgent Courses	561	5,755	9.7%	11.0%	10.6%	9.0%
% of FP17s Relating to Free Repair or Replacements	30	5,755	0.5%	0.5%	0.5%	0.8%
% of FP17s Relating to Continuations	78	5,755	1.4%	0.5%	0.7%	0.9%
% of Patients satisfied with the dentistry they have received	4	4	N/A	87.7%	90.2%	93.2%
% of Patients satisfied with the time they had to wait for an appointment	4	4	N/A	85.7%	85.0%	88.3%

* This is based on patients treated on this contract for their most recent course of treatment. Figures in italics indicate the base number of FP17s or Patient Questionnaire responses are less than 100. N/A is shown where the base number of responses is less than 10 during the period. % is calculated as Quantity/Base number*100

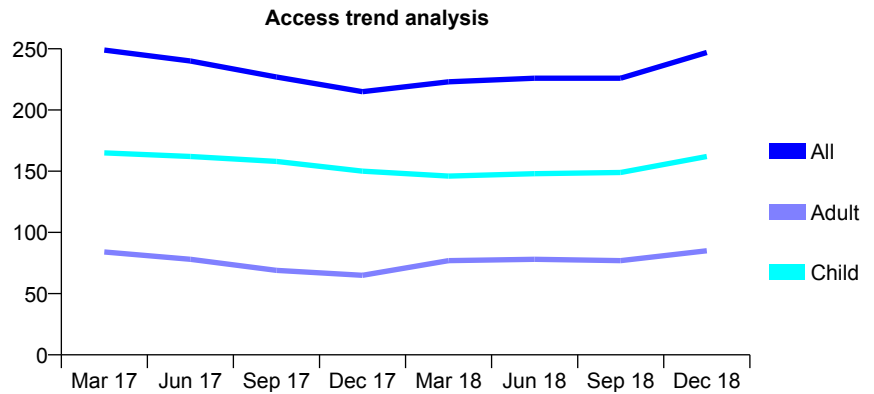
Q62 - Vital Signs At a Glance Contract Report for 558044/0003 - December 2018

Name or company name	Pinner Green Dental Clinic
Contract type name	GDS Contract
Purpose of contract	General
Contract start date	08/06/2007
Contract end date	

18/19 Contracted general activity (UDA)	431
Carry forward general activity (UDA)	14
18/19 Contracted orthodontic activity (UOA)	0
Carry forward orthodontic activity (UOA)	0
Baseline contract value	£9,868.57

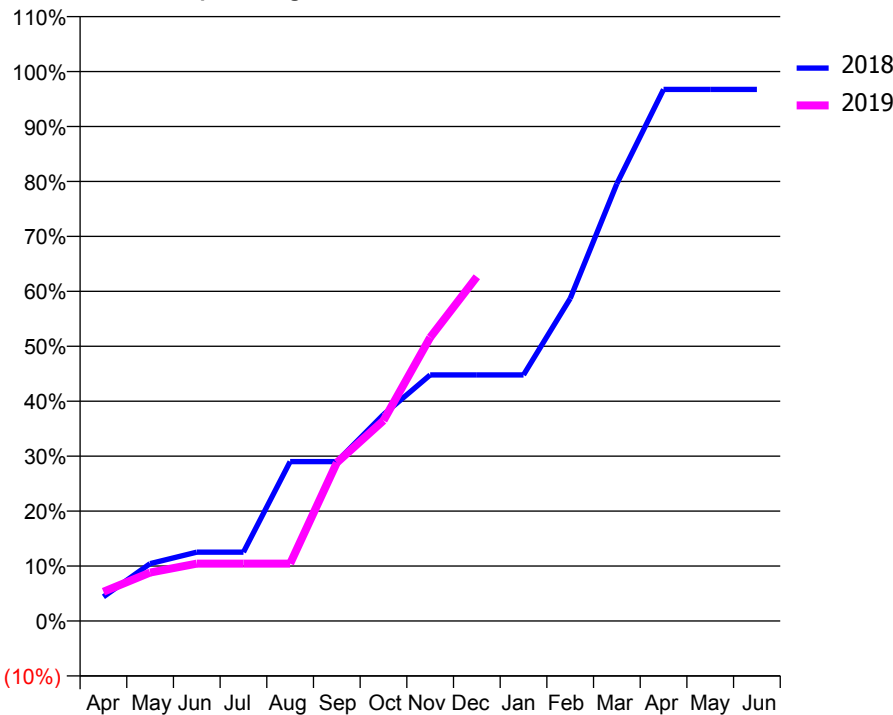
ACCESS*

Patients seen in 24 months	Total	Change since previous quarter
Quarter ending December 2017	215	
Quarter ending March 2018	223	↑
Quarter ending June 2018	226	→
Quarter ending September 2018	226	→
Quarter ending December 2018	247	↑
Variance since December 2017	14.9%	↑



ACTIVITY

Cumulative percentage of contracted UDA delivered 2018 & 2019



Month	Adjusted Scheduled Activity (UDA)	
	2018	2019
April	19	23
May	45	38
June	54	45
July	54	45
August	125	45
September	125	124
October	162	157
November	193	222
December	193	270
January	193	
February	253	
March	343	
April	417	
May	417	
June	417	

QUALITY

	Quantity	Base Number	Contract	AT	Region	England
% of FP17s for the same patient ID Re-attending within 3 months - Children	3	178	1.7%	10.2%	11.8%	11.8%
% of FP17s for the same patient ID Re-attending within 3 months - Adults	3	68	4.4%	15.7%	16.7%	15.6%
% of FP17s for the same patient ID Re-attending between 3 & 9 months - Children	127	178	71.3%	48.3%	48.6%	58.8%
% of FP17s for the same patient ID Re-attending between 3 & 9 months - Adults	36	68	52.9%	38.5%	39.1%	51.0%
% of FP17s for Band 1 Urgent Courses	5	217	2.3%	11.0%	10.6%	9.0%
% of FP17s Relating to Free Repair or Replacements	0	217	0.0%	0.5%	0.5%	0.8%
% of FP17s Relating to Continuations	2	217	0.9%	0.5%	0.7%	0.9%
% of Patients satisfied with the dentistry they have received	0	0	N/A	87.7%	90.2%	93.2%
% of Patients satisfied with the time they had to wait for an appointment	0	0	N/A	85.7%	85.0%	88.3%

* This is based on patients treated on this contract for their most recent course of treatment. Figures in italics indicate the base number of FP17s or Patient Questionnaire responses are less than 100. N/A is shown where the base number of responses is less than 10 during the period. % is calculated as Quantity/Base number*100

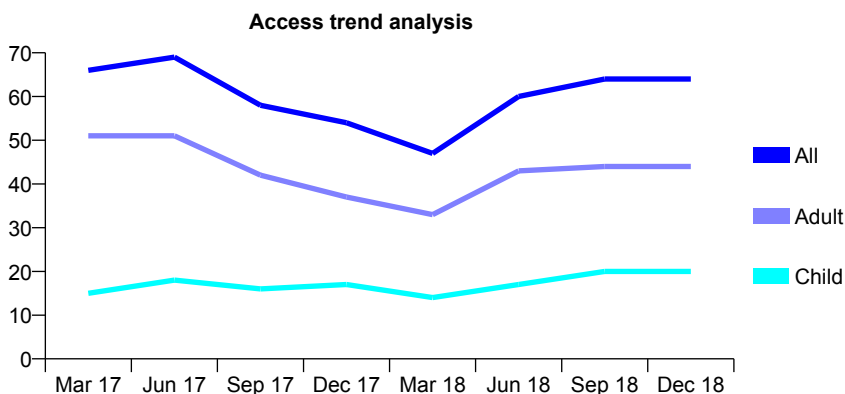
Q62 - Vital Signs At a Glance Contract Report for 558834/0002 - December 2018

Name or company name	MR SG RADIA
Contract type name	GDS Contract
Purpose of contract	General
Contract start date	22/04/2010
Contract end date	

18/19 Contracted general activity (UDA)	228
Carry forward general activity (UDA)	0
18/19 Contracted orthodontic activity (UOA)	0
Carry forward orthodontic activity (UOA)	0
Baseline contract value	£6,353.84

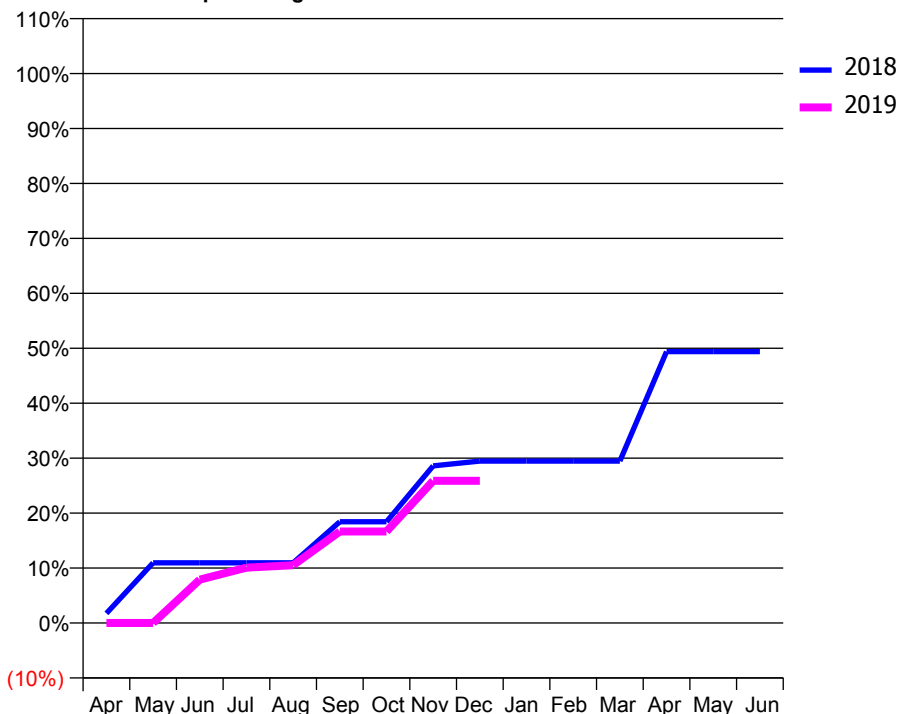
ACCESS*

Patients seen in 24 months	Total	Change since previous quarter
Quarter ending December 2017	54	
Quarter ending March 2018	47	↓
Quarter ending June 2018	60	↑
Quarter ending September 2018	64	↑
Quarter ending December 2018	64	→
Variance since December 2017	18.5%	↑



ACTIVITY

Cumulative percentage of contracted UDA delivered 2018 & 2019



Month	Adjusted Scheduled Activity (UDA)	
	2018	2019
April	4	0
May	25	0
June	25	18
July	25	23
August	25	24
September	42	38
October	42	38
November	65	59
December	67	59
January	67	
February	67	
March	67	
April	113	
May	113	
June	113	

QUALITY

	Quantity	Base Number	Contract	AT	Region	England
% of FP17s for the same patient ID Re-attending within 3 months - Children	0	17	0.0%	10.2%	11.8%	11.8%
% of FP17s for the same patient ID Re-attending within 3 months - Adults	0	39	0.0%	15.7%	16.7%	15.6%
% of FP17s for the same patient ID Re-attending between 3 & 9 months - Children	4	17	23.5%	48.3%	48.6%	58.8%
% of FP17s for the same patient ID Re-attending between 3 & 9 months - Adults	8	39	20.5%	38.5%	39.1%	51.0%
% of FP17s for Band 1 Urgent Courses	1	36	2.8%	11.0%	10.6%	9.0%
% of FP17s Relating to Free Repair or Replacements	0	36	0.0%	0.5%	0.5%	0.8%
% of FP17s Relating to Continuations	0	36	0.0%	0.5%	0.7%	0.9%
% of Patients satisfied with the dentistry they have received	0	0	N/A	87.7%	90.2%	93.2%
% of Patients satisfied with the time they had to wait for an appointment	0	0	N/A	85.7%	85.0%	88.3%

* This is based on patients treated on this contract for their most recent course of treatment. Figures in italics indicate the base number of FP17s or Patient Questionnaire responses are less than 100. N/A is shown where the base number of responses is less than 10 during the period. % is calculated as Quantity/Base number*100

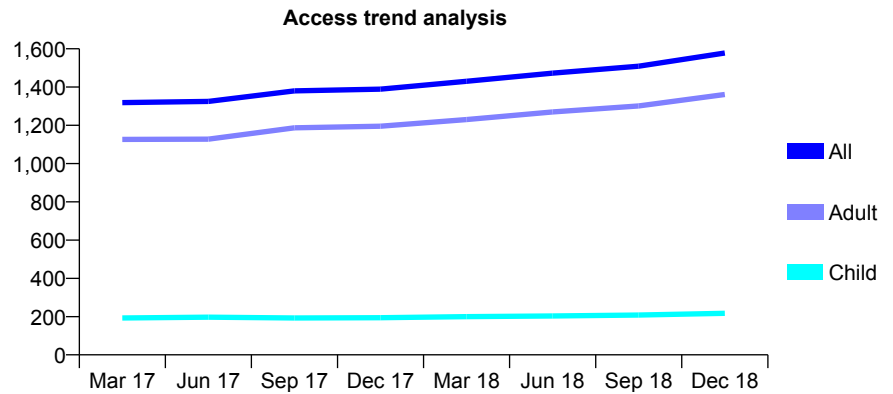
Q62 - Vital Signs At a Glance Contract Report for 559741/0002 - December 2018

Name or company name	R Dattani
Contract type name	GDS Contract
Purpose of contract	General
Contract start date	01/08/2006
Contract end date	

18/19 Contracted general activity (UDA)	4,829
Carry forward general activity (UDA)	0
18/19 Contracted orthodontic activity (UOA)	0
Carry forward orthodontic activity (UOA)	0
Baseline contract value	£128,154.65

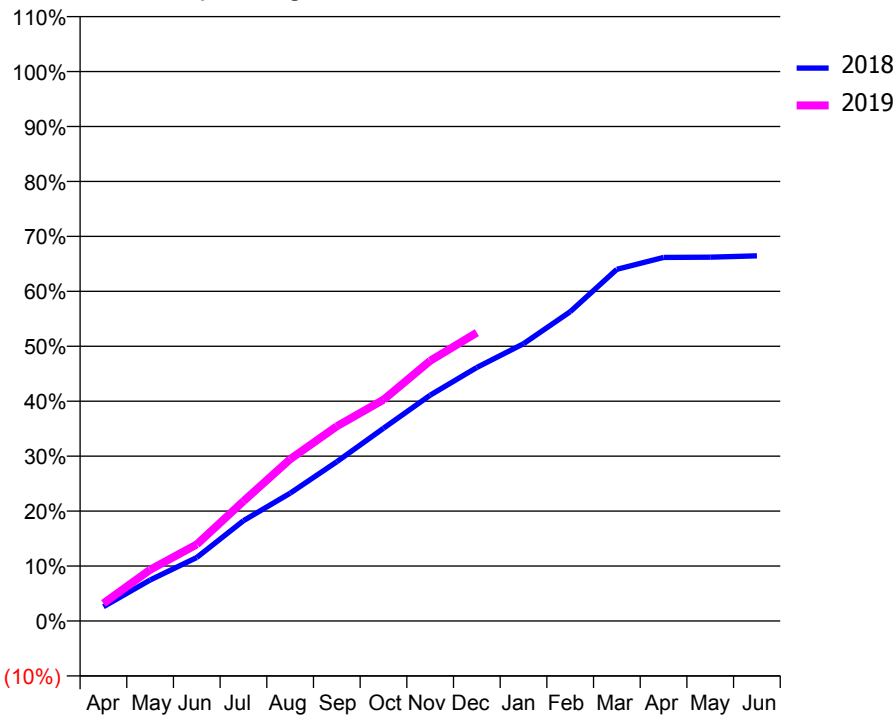
ACCESS*

Patients seen in 24 months	Total	Change since previous quarter
Quarter ending December 2017	1,389	
Quarter ending March 2018	1,430	↑
Quarter ending June 2018	1,473	↑
Quarter ending September 2018	1,509	↑
Quarter ending December 2018	1,578	↑
Variance since December 2017	13.6%	↑



ACTIVITY

Cumulative percentage of contracted UDA delivered 2018 & 2019



Month	Adjusted Scheduled Activity (UDA)	
	2018	2019
April	126	155
May	361	451
June	559	674
July	882	1,053
August	1,123	1,422
September	1,399	1,711
October	1,694	1,945
November	1,985	2,287
December	2,228	2,534
January	2,437	
February	2,718	
March	3,090	
April	3,195	
May	3,198	
June	3,210	

QUALITY

	Quantity	Base Number	Contract	AT	Region	England
% of FP17s for the same patient ID Re-attending within 3 months - Children	11	186	5.9%	10.2%	11.8%	11.8%
% of FP17s for the same patient ID Re-attending within 3 months - Adults	114	1,059	10.8%	15.7%	16.7%	15.6%
% of FP17s for the same patient ID Re-attending between 3 & 9 months - Children	71	186	38.2%	48.3%	48.6%	58.8%
% of FP17s for the same patient ID Re-attending between 3 & 9 months - Adults	314	1,059	29.7%	38.5%	39.1%	51.0%
% of FP17s for Band 1 Urgent Courses	133	1,187	11.2%	11.0%	10.6%	9.0%
% of FP17s Relating to Free Repair or Replacements	9	1,187	0.8%	0.5%	0.5%	0.8%
% of FP17s Relating to Continuations	10	1,187	0.8%	0.5%	0.7%	0.9%
% of Patients satisfied with the dentistry they have received	0	0	N/A	87.7%	90.2%	93.2%
% of Patients satisfied with the time they had to wait for an appointment	0	0	N/A	85.7%	85.0%	88.3%

* This is based on patients treated on this contract for their most recent course of treatment. Figures in italics indicate the base number of FP17s or Patient Questionnaire responses are less than 100. N/A is shown where the base number of responses is less than 10 during the period. % is calculated as Quantity/Base number*100

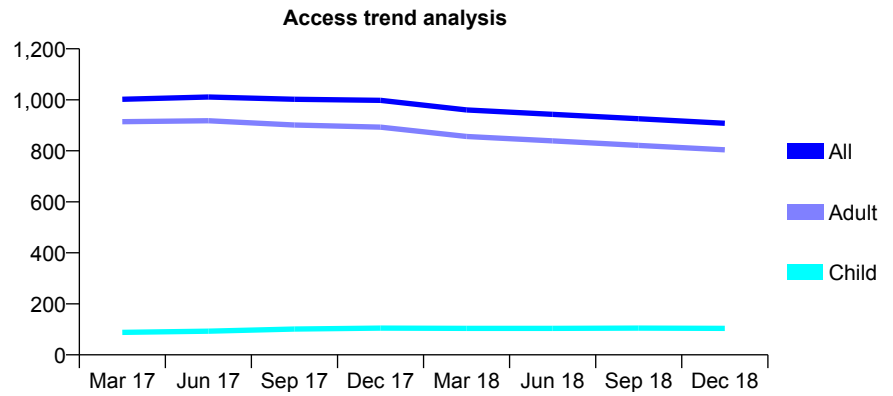
Q62 - Vital Signs At a Glance Contract Report for 567329/0002 - December 2018

Name or company name	MR WH LEE
Contract type name	GDS Contract
Purpose of contract	General
Contract start date	04/04/2007
Contract end date	

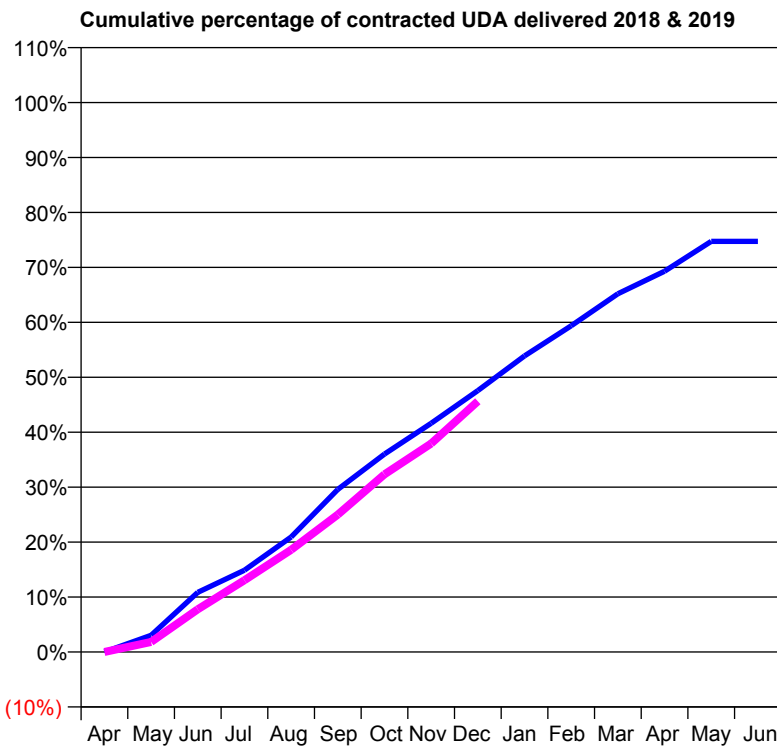
18/19 Contracted general activity (UDA)	5,024
Carry forward general activity (UDA)	0
18/19 Contracted orthodontic activity (UOA)	0
Carry forward orthodontic activity (UOA)	0
Baseline contract value	£134,580.55

ACCESS*

Patients seen in 24 months	Total	Change since previous quarter
Quarter ending December 2017	998	
Quarter ending March 2018	960	↓
Quarter ending June 2018	943	↓
Quarter ending September 2018	926	↓
Quarter ending December 2018	908	↓
Variance since December 2017	(9.0%)	↓



ACTIVITY



Adjusted Scheduled Activity (UDA)		
Month	2018	2019
April	0	0
May	153	92
June	546	391
July	748	656
August	1,052	934
September	1,486	1,257
October	1,810	1,625
November	2,092	1,906
December	2,390	2,292
January	2,707	
February	2,983	
March	3,275	
April	3,481	
May	3,754	
June	3,754	

QUALITY

	Quantity	Base Number	Contract	AT	Region	England
% of FP17s for the same patient ID Re-attending within 3 months - Children	1	47	2.1%	10.2%	11.8%	11.8%
% of FP17s for the same patient ID Re-attending within 3 months - Adults	19	486	3.9%	15.7%	16.7%	15.6%
% of FP17s for the same patient ID Re-attending between 3 & 9 months - Children	9	47	19.1%	48.3%	48.6%	58.8%
% of FP17s for the same patient ID Re-attending between 3 & 9 months - Adults	109	486	22.4%	38.5%	39.1%	51.0%
% of FP17s for Band 1 Urgent Courses	21	457	4.6%	11.0%	10.6%	9.0%
% of FP17s Relating to Free Repair or Replacements	1	457	0.2%	0.5%	0.5%	0.8%
% of FP17s Relating to Continuations	4	457	0.9%	0.5%	0.7%	0.9%
% of Patients satisfied with the dentistry they have received	0	0	N/A	87.7%	90.2%	93.2%
% of Patients satisfied with the time they had to wait for an appointment	0	0	N/A	85.7%	85.0%	88.3%

* This is based on patients treated on this contract for their most recent course of treatment. Figures in italics indicate the base number of FP17s or Patient Questionnaire responses are less than 100. N/A is shown where the base number of responses is less than 10 during the period. % is calculated as Quantity/Base number*100

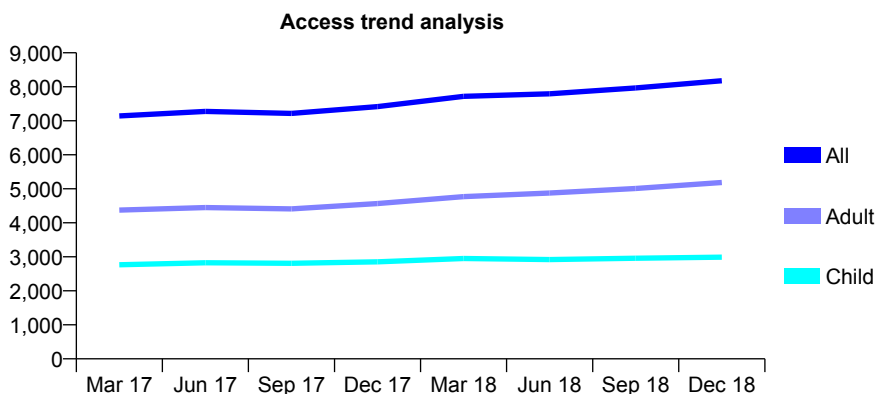
Q62 - Vital Signs At a Glance Contract Report for 568821/0001 - December 2018

Name or company name	MR BK VEKARIA
Contract type name	GDS Contract
Purpose of contract	General
Contract start date	01/04/2006
Contract end date	

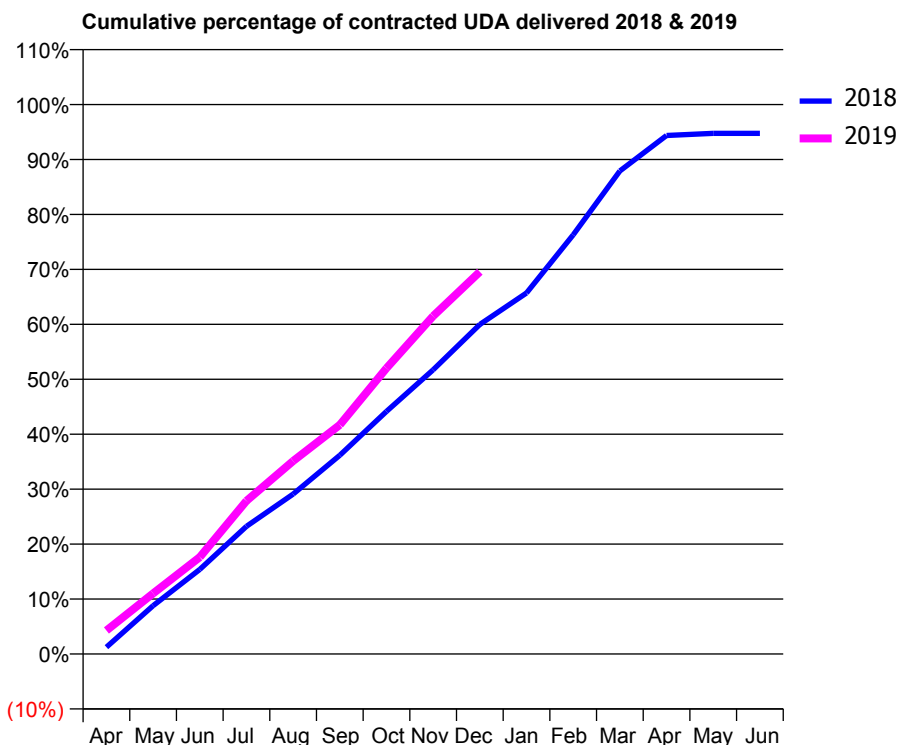
18/19 Contracted general activity (UDA)	25,725
Carry forward general activity (UDA)	0
18/19 Contracted orthodontic activity (UOA)	0
Carry forward orthodontic activity (UOA)	0
Baseline contract value	£907,873.17

ACCESS*

Patients seen in 24 months	Total	Change since previous quarter
Quarter ending December 2017	7,416	
Quarter ending March 2018	7,721	↑
Quarter ending June 2018	7,795	→
Quarter ending September 2018	7,968	↑
Quarter ending December 2018	8,177	↑
Variance since December 2017	10.3%	↑



ACTIVITY



Month	Adjusted Scheduled Activity (UDA)	
	2018	2019
April	324	1,102
May	2,265	2,836
June	3,960	4,538
July	5,980	7,170
August	7,487	9,036
September	9,304	10,728
October	11,359	13,379
November	13,307	15,822
December	15,432	17,893
January	16,904	
February	19,621	
March	22,613	
April	24,276	
May	24,377	
June	24,375	

QUALITY

	Quantity	Base Number	Contract	AT	Region	England
% of FP17s for the same patient ID Re-attending within 3 months - Children	239	2,527	9.5%	10.2%	11.8%	11.8%
% of FP17s for the same patient ID Re-attending within 3 months - Adults	654	4,081	16.0%	15.7%	16.7%	15.6%
% of FP17s for the same patient ID Re-attending between 3 & 9 months - Children	809	2,527	32.0%	48.3%	48.6%	58.8%
% of FP17s for the same patient ID Re-attending between 3 & 9 months - Adults	1,227	4,081	30.1%	38.5%	39.1%	51.0%
% of FP17s for Band 1 Urgent Courses	943	6,213	15.2%	11.0%	10.6%	9.0%
% of FP17s Relating to Free Repair or Replacements	29	6,213	0.5%	0.5%	0.5%	0.8%
% of FP17s Relating to Continuations	10	6,213	0.2%	0.5%	0.7%	0.9%
% of Patients satisfied with the dentistry they have received	1	1	N/A	87.7%	90.2%	93.2%
% of Patients satisfied with the time they had to wait for an appointment	1	1	N/A	85.7%	85.0%	88.3%

* This is based on patients treated on this contract for their most recent course of treatment. Figures in italics indicate the base number of FP17s or Patient Questionnaire responses are less than 100. N/A is shown where the base number of responses is less than 10 during the period. % is calculated as Quantity/Base number*100

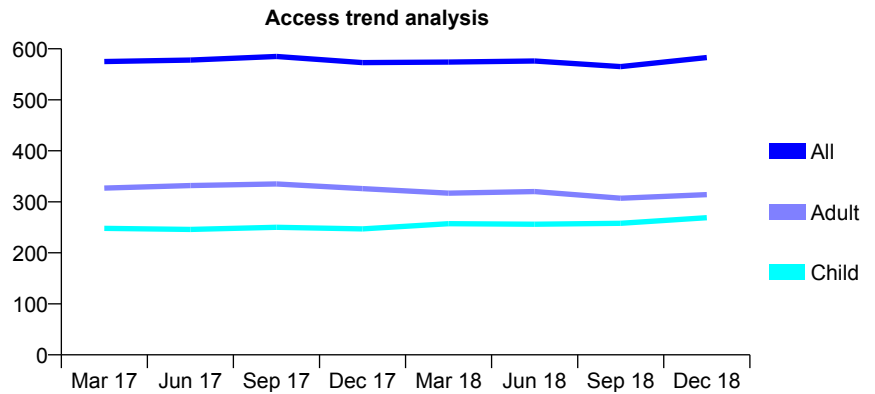
Q62 - Vital Signs At a Glance Contract Report for 570559/0001 - December 2018

Name or company name	MR Q MANJI
Contract type name	GDS Contract
Purpose of contract	General
Contract start date	01/04/2006
Contract end date	

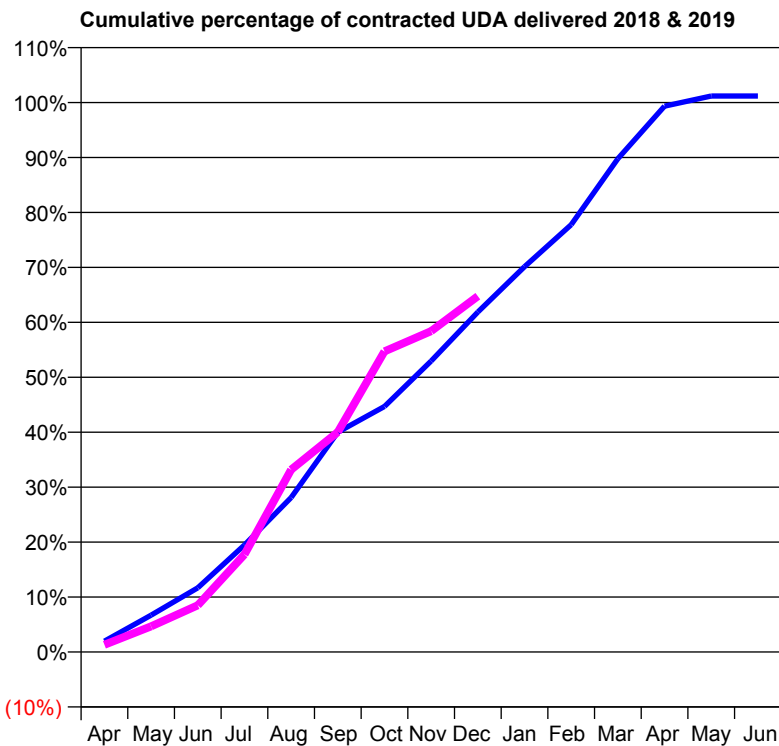
18/19 Contracted general activity (UDA)	1,521
Carry forward general activity (UDA)	-18
18/19 Contracted orthodontic activity (UOA)	0
Carry forward orthodontic activity (UOA)	0
Baseline contract value	£63,004.31

ACCESS*

Patients seen in 24 months	Total	Change since previous quarter
Quarter ending December 2017	573	
Quarter ending March 2018	574	→
Quarter ending June 2018	576	→
Quarter ending September 2018	565	↓
Quarter ending December 2018	583	↑
Variance since December 2017	1.7%	→



ACTIVITY



Adjusted Scheduled Activity (UDA)		
Month	2018	2019
April	30	20
May	102	71
June	178	129
July	296	270
August	428	505
September	608	609
October	680	832
November	805	888
December	941	985
January	1,066	
February	1,183	
March	1,366	
April	1,511	
May	1,539	
June	1,539	

QUALITY

	Quantity	Base Number	Contract	AT	Region	England
% of FP17s for the same patient ID Re-attending within 3 months - Children	2	179	1.1%	10.2%	11.8%	11.8%
% of FP17s for the same patient ID Re-attending within 3 months - Adults	15	210	7.1%	15.7%	16.7%	15.6%
% of FP17s for the same patient ID Re-attending between 3 & 9 months - Children	65	179	36.3%	48.3%	48.6%	58.8%
% of FP17s for the same patient ID Re-attending between 3 & 9 months - Adults	81	210	38.6%	38.5%	39.1%	51.0%
% of FP17s for Band 1 Urgent Courses	14	352	4.0%	11.0%	10.6%	9.0%
% of FP17s Relating to Free Repair or Replacements	0	352	0.0%	0.5%	0.5%	0.8%
% of FP17s Relating to Continuations	0	352	0.0%	0.5%	0.7%	0.9%
% of Patients satisfied with the dentistry they have received	0	0	N/A	87.7%	90.2%	93.2%
% of Patients satisfied with the time they had to wait for an appointment	0	0	N/A	85.7%	85.0%	88.3%

* This is based on patients treated on this contract for their most recent course of treatment. Figures in italics indicate the base number of FP17s or Patient Questionnaire responses are less than 100. N/A is shown where the base number of responses is less than 10 during the period. % is calculated as Quantity/Base number*100

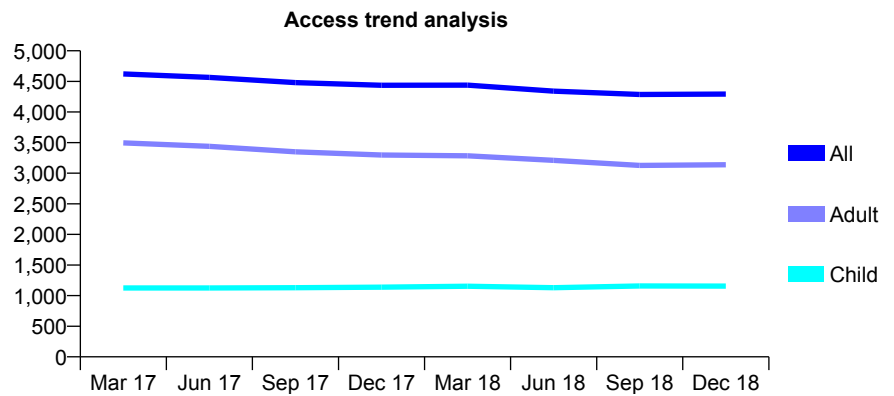
Q62 - Vital Signs At a Glance Contract Report for 571636/0001 - December 2018

Name or company name	MRS N SACOOR
Contract type name	GDS Contract
Purpose of contract	General
Contract start date	01/04/2006
Contract end date	

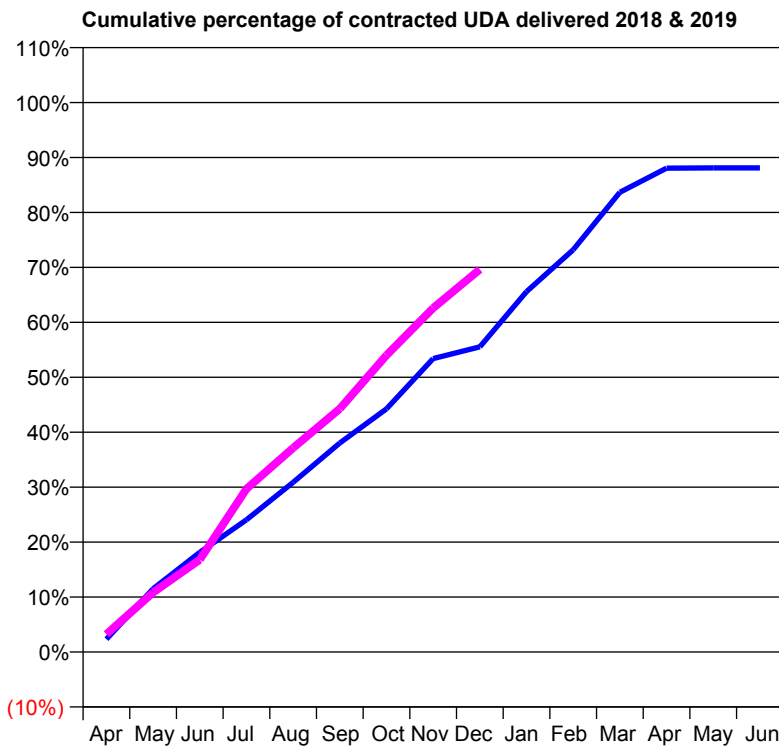
18/19 Contracted general activity (UDA)	14,033
Carry forward general activity (UDA)	114
18/19 Contracted orthodontic activity (UOA)	0
Carry forward orthodontic activity (UOA)	0
Baseline contract value	£395,358.40

ACCESS*

Patients seen in 24 months	Total	Change since previous quarter
Quarter ending December 2017	4,436	
Quarter ending March 2018	4,438	→
Quarter ending June 2018	4,340	↓
Quarter ending September 2018	4,286	↓
Quarter ending December 2018	4,294	→
Variance since December 2017	(3.2%)	↓



ACTIVITY



Month	Adjusted Scheduled Activity (UDA)	
	2018	2019
April	329	453
May	1,616	1,521
June	2,546	2,359
July	3,378	4,167
August	4,335	5,213
September	5,338	6,212
October	6,209	7,579
November	7,495	8,783
December	7,795	9,771
January	9,203	
February	10,272	
March	11,741	
April	12,357	
May	12,363	
June	12,364	

QUALITY

	Quantity	Base Number	Contract	AT	Region	England
% of FP17s for the same patient ID Re-attending within 3 months - Children	60	1,060	5.7%	10.2%	11.8%	11.8%
% of FP17s for the same patient ID Re-attending within 3 months - Adults	401	2,582	15.5%	15.7%	16.7%	15.6%
% of FP17s for the same patient ID Re-attending between 3 & 9 months - Children	503	1,060	47.5%	48.3%	48.6%	58.8%
% of FP17s for the same patient ID Re-attending between 3 & 9 months - Adults	1,047	2,582	40.5%	38.5%	39.1%	51.0%
% of FP17s for Band 1 Urgent Courses	271	3,435	7.9%	11.0%	10.6%	9.0%
% of FP17s Relating to Free Repair or Replacements	17	3,435	0.5%	0.5%	0.5%	0.8%
% of FP17s Relating to Continuations	53	3,435	1.5%	0.5%	0.7%	0.9%
% of Patients satisfied with the dentistry they have received	0	0	N/A	87.7%	90.2%	93.2%
% of Patients satisfied with the time they had to wait for an appointment	0	0	N/A	85.7%	85.0%	88.3%

* This is based on patients treated on this contract for their most recent course of treatment. Figures in italics indicate the base number of FP17s or Patient Questionnaire responses are less than 100. N/A is shown where the base number of responses is less than 10 during the period. % is calculated as Quantity/Base number*100

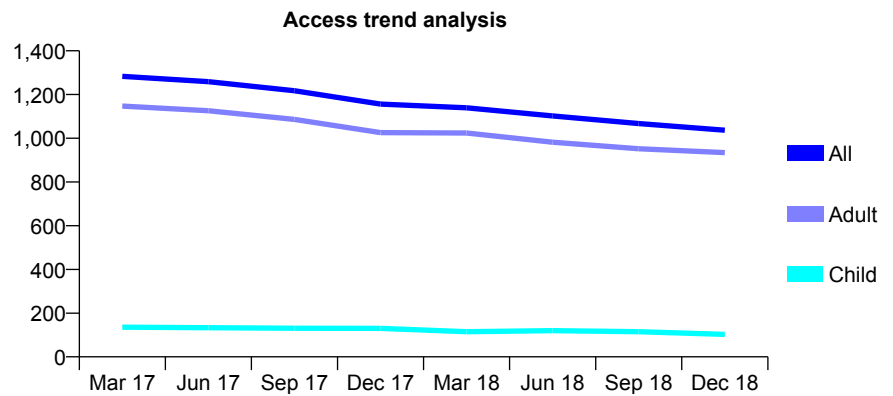
Q62 - Vital Signs At a Glance Contract Report for 572802/0001 - December 2018

Name or company name	MR JU SHAH
Contract type name	GDS Contract
Purpose of contract	General
Contract start date	01/04/2006
Contract end date	

18/19 Contracted general activity (UDA)	5,669
Carry forward general activity (UDA)	166
18/19 Contracted orthodontic activity (UOA)	0
Carry forward orthodontic activity (UOA)	0
Baseline contract value	£170,776.01

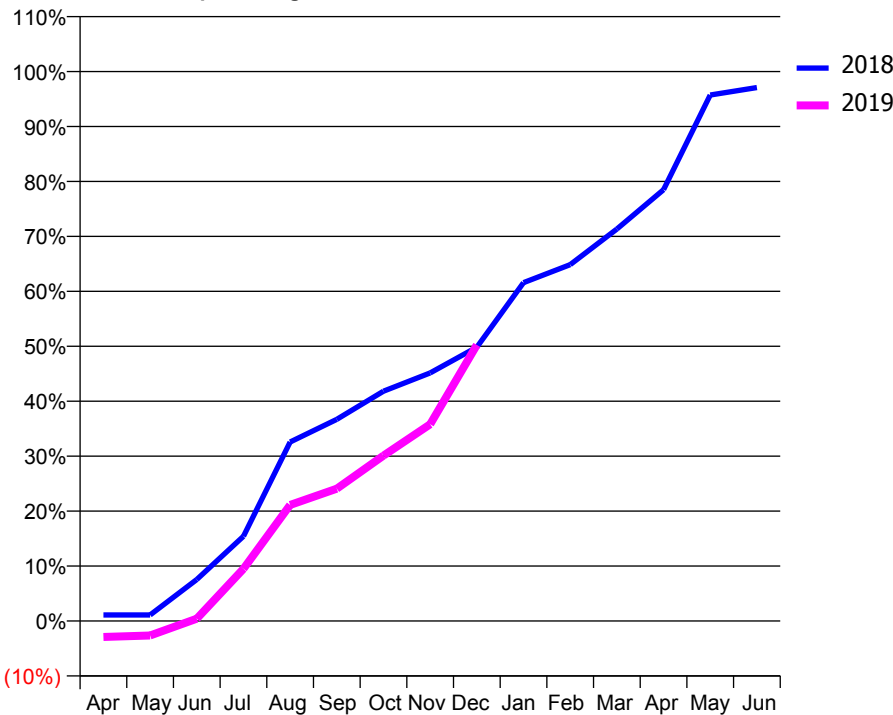
ACCESS*

Patients seen in 24 months	Total	Change since previous quarter
Quarter ending December 2017	1,156	
Quarter ending March 2018	1,139	↓
Quarter ending June 2018	1,102	↓
Quarter ending September 2018	1,067	↓
Quarter ending December 2018	1,037	↓
Variance since December 2017	(10.3%)	↓



ACTIVITY

Cumulative percentage of contracted UDA delivered 2018 & 2019



Month	Adjusted Scheduled Activity (UDA)	
	2018	2019
April	62	-166
May	62	-151
June	428	24
July	874	539
August	1,847	1,197
September	2,080	1,366
October	2,370	1,707
November	2,560	2,030
December	2,826	2,848
January	3,490	
February	3,676	
March	4,044	
April	4,450	
May	5,426	
June	5,503	

QUALITY

	Quantity	Base Number	Contract	AT	Region	England
% of FP17s for the same patient ID Re-attending within 3 months - Children	7	78	9.0%	10.2%	11.8%	11.8%
% of FP17s for the same patient ID Re-attending within 3 months - Adults	158	871	18.1%	15.7%	16.7%	15.6%
% of FP17s for the same patient ID Re-attending between 3 & 9 months - Children	31	78	39.7%	48.3%	48.6%	58.8%
% of FP17s for the same patient ID Re-attending between 3 & 9 months - Adults	359	871	41.2%	38.5%	39.1%	51.0%
% of FP17s for Band 1 Urgent Courses	56	699	8.0%	11.0%	10.6%	9.0%
% of FP17s Relating to Free Repair or Replacements	20	699	2.9%	0.5%	0.5%	0.8%
% of FP17s Relating to Continuations	4	699	0.6%	0.5%	0.7%	0.9%
% of Patients satisfied with the dentistry they have received	0	1	N/A	87.7%	90.2%	93.2%
% of Patients satisfied with the time they had to wait for an appointment	0	1	N/A	85.7%	85.0%	88.3%

* This is based on patients treated on this contract for their most recent course of treatment. Figures in italics indicate the base number of FP17s or Patient Questionnaire responses are less than 100. N/A is shown where the base number of responses is less than 10 during the period. % is calculated as Quantity/Base number*100

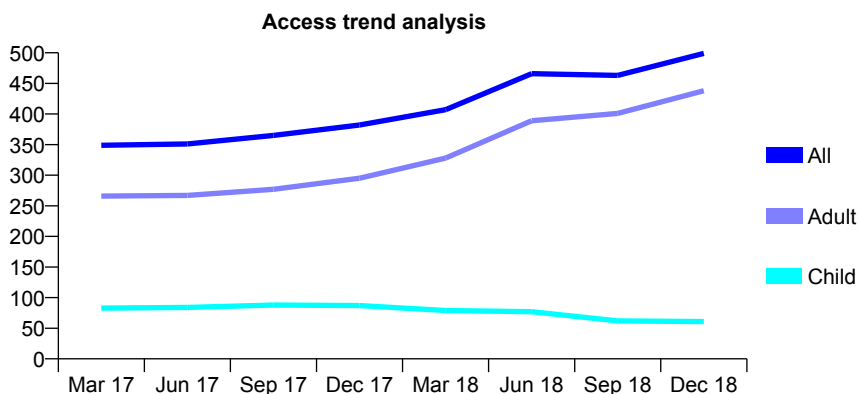
Q62 - Vital Signs At a Glance Contract Report for 572888/0002 - December 2018

Name or company name	Mr Shahin Attariani
Contract type name	GDS Contract
Purpose of contract	General
Contract start date	01/04/2006
Contract end date	

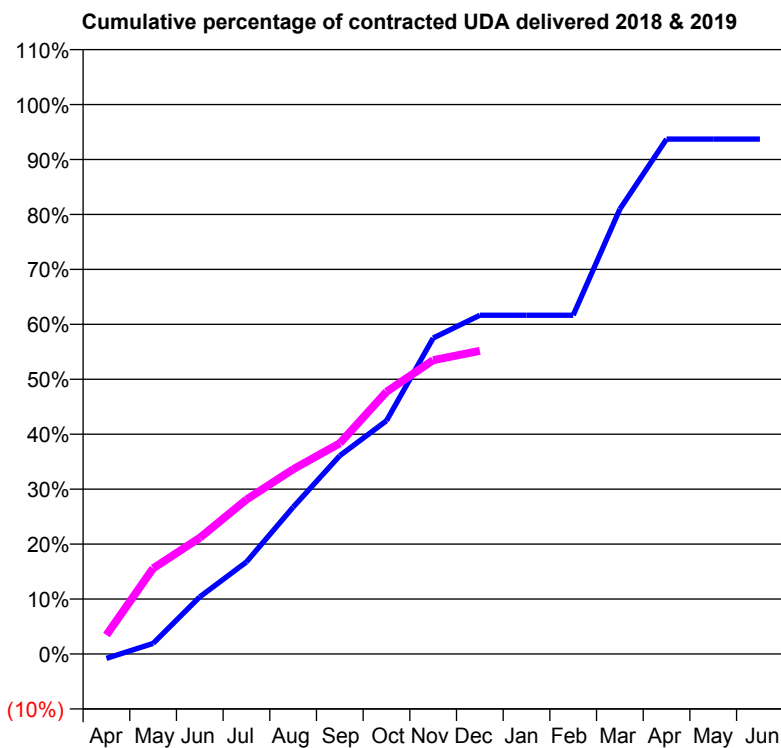
18/19 Contracted general activity (UDA)	997
Carry forward general activity (UDA)	-20
18/19 Contracted orthodontic activity (UOA)	0
Carry forward orthodontic activity (UOA)	0
Baseline contract value	£25,322.50

ACCESS*

Patients seen in 24 months	Total	Change since previous quarter
Quarter ending December 2017	382	
Quarter ending March 2018	407	↑
Quarter ending June 2018	466	↑
Quarter ending September 2018	463	→
Quarter ending December 2018	499	↑
Variance since December 2017	30.6%	↑



ACTIVITY



Month	Adjusted Scheduled Activity (UDA)	
	2018	2019
April	-8	34
May	19	155
June	104	211
July	167	280
August	266	335
September	360	382
October	423	476
November	573	533
December	615	550
January	615	
February	615	
March	807	
April	934	
May	934	
June	934	

QUALITY

	Quantity	Base Number	Contract	AT	Region	England
% of FP17s for the same patient ID Re-attending within 3 months - Children	0	17	0.0%	10.2%	11.8%	11.8%
% of FP17s for the same patient ID Re-attending within 3 months - Adults	5	279	1.8%	15.7%	16.7%	15.6%
% of FP17s for the same patient ID Re-attending between 3 & 9 months - Children	2	17	11.8%	48.3%	48.6%	58.8%
% of FP17s for the same patient ID Re-attending between 3 & 9 months - Adults	26	279	9.3%	38.5%	39.1%	51.0%
% of FP17s for Band 1 Urgent Courses	10	260	3.8%	11.0%	10.6%	9.0%
% of FP17s Relating to Free Repair or Replacements	0	260	0.0%	0.5%	0.5%	0.8%
% of FP17s Relating to Continuations	0	260	0.0%	0.5%	0.7%	0.9%
% of Patients satisfied with the dentistry they have received	1	1	N/A	87.7%	90.2%	93.2%
% of Patients satisfied with the time they had to wait for an appointment	1	1	N/A	85.7%	85.0%	88.3%

* This is based on patients treated on this contract for their most recent course of treatment. Figures in italics indicate the base number of FP17s or Patient Questionnaire responses are less than 100. N/A is shown where the base number of responses is less than 10 during the period. % is calculated as Quantity/Base number*100

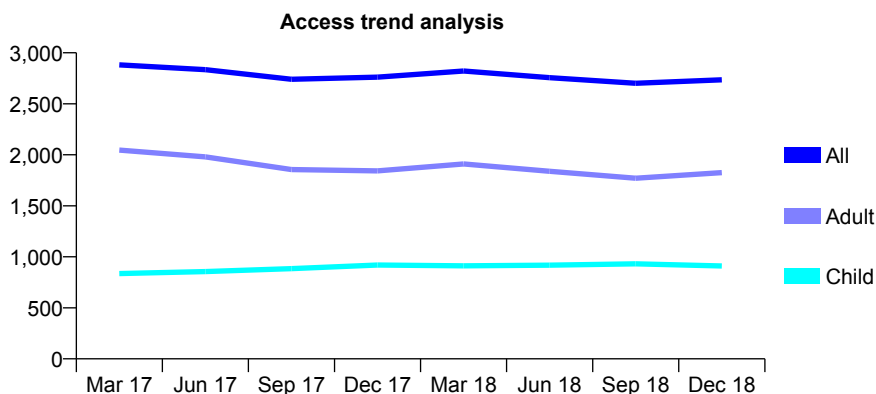
Q62 - Vital Signs At a Glance Contract Report for 573051/0001 - December 2018

Name or company name	MR R MAJITHIA
Contract type name	GDS Contract
Purpose of contract	General
Contract start date	01/04/2006
Contract end date	

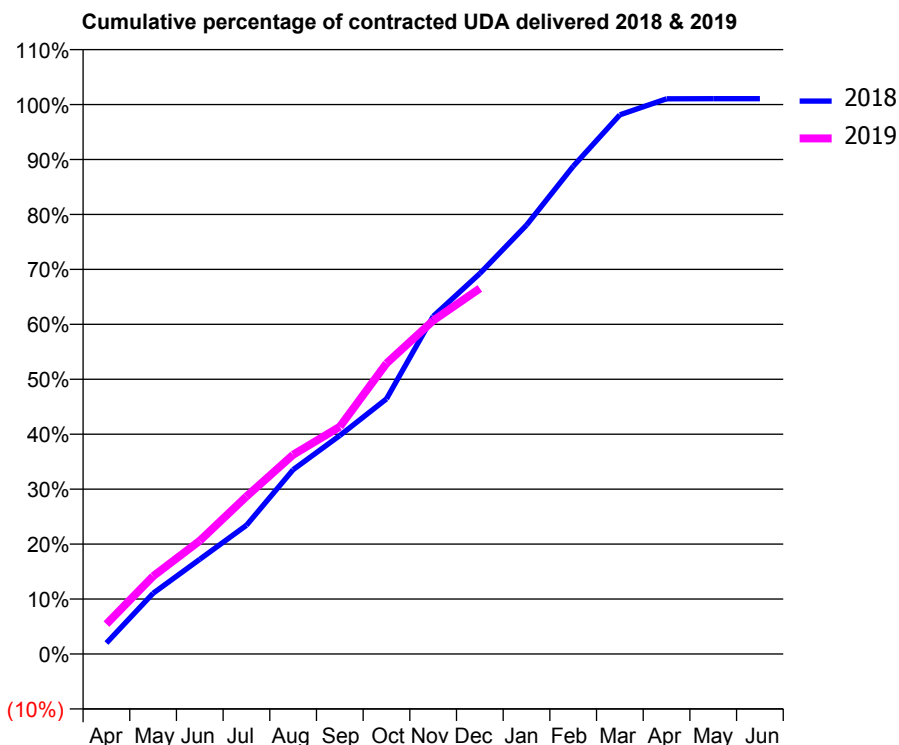
18/19 Contracted general activity (UDA)	6,745
Carry forward general activity (UDA)	-72
18/19 Contracted orthodontic activity (UOA)	0
Carry forward orthodontic activity (UOA)	0
Baseline contract value	£169,013.78

ACCESS*

Patients seen in 24 months	Total	Change since previous quarter
Quarter ending December 2017	2,761	
Quarter ending March 2018	2,822	↑
Quarter ending June 2018	2,756	↓
Quarter ending September 2018	2,701	↓
Quarter ending December 2018	2,735	→
Variance since December 2017	(0.9%)	→



ACTIVITY



Month	Adjusted Scheduled Activity (UDA)	
	2018	2019
April	135	368
May	745	954
June	1,163	1,390
July	1,581	1,934
August	2,263	2,447
September	2,682	2,790
October	3,132	3,567
November	4,145	4,093
December	4,670	4,488
January	5,265	
February	5,987	
March	6,619	
April	6,815	
May	6,817	
June	6,817	

QUALITY

	Quantity	Base Number	Contract	AT	Region	England
% of FP17s for the same patient ID Re-attending within 3 months - Children	82	818	10.0%	10.2%	11.8%	11.8%
% of FP17s for the same patient ID Re-attending within 3 months - Adults	200	1,285	15.6%	15.7%	16.7%	15.6%
% of FP17s for the same patient ID Re-attending between 3 & 9 months - Children	355	818	43.4%	48.3%	48.6%	58.8%
% of FP17s for the same patient ID Re-attending between 3 & 9 months - Adults	398	1,285	31.0%	38.5%	39.1%	51.0%
% of FP17s for Band 1 Urgent Courses	202	2,021	10.0%	11.0%	10.6%	9.0%
% of FP17s Relating to Free Repair or Replacements	11	2,021	0.5%	0.5%	0.5%	0.8%
% of FP17s Relating to Continuations	12	2,021	0.6%	0.5%	0.7%	0.9%
% of Patients satisfied with the dentistry they have received	1	1	N/A	87.7%	90.2%	93.2%
% of Patients satisfied with the time they had to wait for an appointment	1	1	N/A	85.7%	85.0%	88.3%

* This is based on patients treated on this contract for their most recent course of treatment. Figures in italics indicate the base number of FP17s or Patient Questionnaire responses are less than 100. N/A is shown where the base number of responses is less than 10 during the period. % is calculated as Quantity/Base number*100

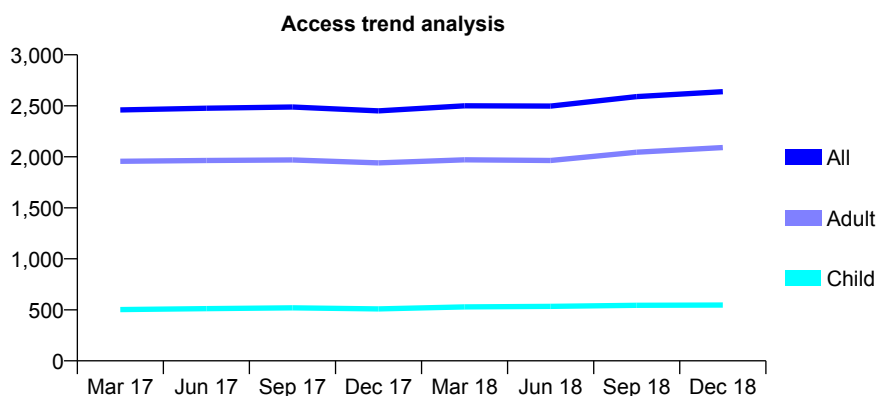
Q62 - Vital Signs At a Glance Contract Report for 574538/0001 - December 2018

Name or company name	MR HM PATEL
Contract type name	GDS Contract
Purpose of contract	General
Contract start date	01/04/2006
Contract end date	

18/19 Contracted general activity (UDA)	6,092
Carry forward general activity (UDA)	-16
18/19 Contracted orthodontic activity (UOA)	0
Carry forward orthodontic activity (UOA)	0
Baseline contract value	£187,546.48

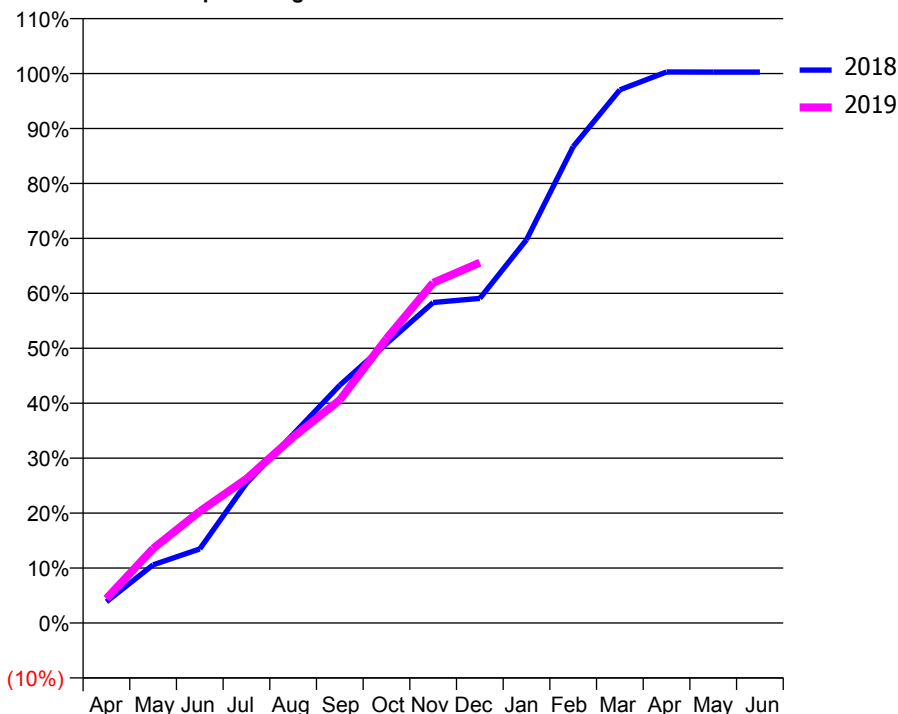
ACCESS*

Patients seen in 24 months	Total	Change since previous quarter
Quarter ending December 2017	2,450	
Quarter ending March 2018	2,500	↑
Quarter ending June 2018	2,498	→
Quarter ending September 2018	2,590	↑
Quarter ending December 2018	2,638	→
Variance since December 2017	7.7%	↑



ACTIVITY

Cumulative percentage of contracted UDA delivered 2018 & 2019



Month	Adjusted Scheduled Activity (UDA)	
	2018	2019
April	236	272
May	645	826
June	821	1,238
July	1,550	1,599
August	2,093	2,061
September	2,636	2,473
October	3,097	3,153
November	3,553	3,772
December	3,600	3,995
January	4,249	
February	5,282	
March	5,911	
April	6,109	
May	6,108	
June	6,108	

QUALITY

	Quantity	Base Number	Contract	AT	Region	England
% of FP17s for the same patient ID Re-attending within 3 months - Children	65	602	10.8%	10.2%	11.8%	11.8%
% of FP17s for the same patient ID Re-attending within 3 months - Adults	268	1,944	13.8%	15.7%	16.7%	15.6%
% of FP17s for the same patient ID Re-attending between 3 & 9 months - Children	333	602	55.3%	48.3%	48.6%	58.8%
% of FP17s for the same patient ID Re-attending between 3 & 9 months - Adults	848	1,944	43.6%	38.5%	39.1%	51.0%
% of FP17s for Band 1 Urgent Courses	281	2,057	13.7%	11.0%	10.6%	9.0%
% of FP17s Relating to Free Repair or Replacements	7	2,057	0.3%	0.5%	0.5%	0.8%
% of FP17s Relating to Continuations	9	2,057	0.4%	0.5%	0.7%	0.9%
% of Patients satisfied with the dentistry they have received	0	0	N/A	87.7%	90.2%	93.2%
% of Patients satisfied with the time they had to wait for an appointment	0	0	N/A	85.7%	85.0%	88.3%

* This is based on patients treated on this contract for their most recent course of treatment. Figures in italics indicate the base number of FP17s or Patient Questionnaire responses are less than 100. N/A is shown where the base number of responses is less than 10 during the period. % is calculated as Quantity/Base number*100

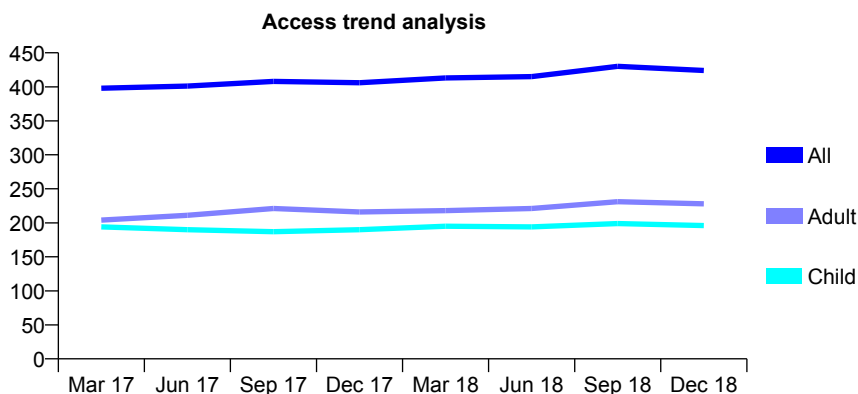
Q62 - Vital Signs At a Glance Contract Report for 575674/0001 - December 2018

Name or company name	MR K MEHTA
Contract type name	GDS Contract
Purpose of contract	General
Contract start date	01/04/2006
Contract end date	

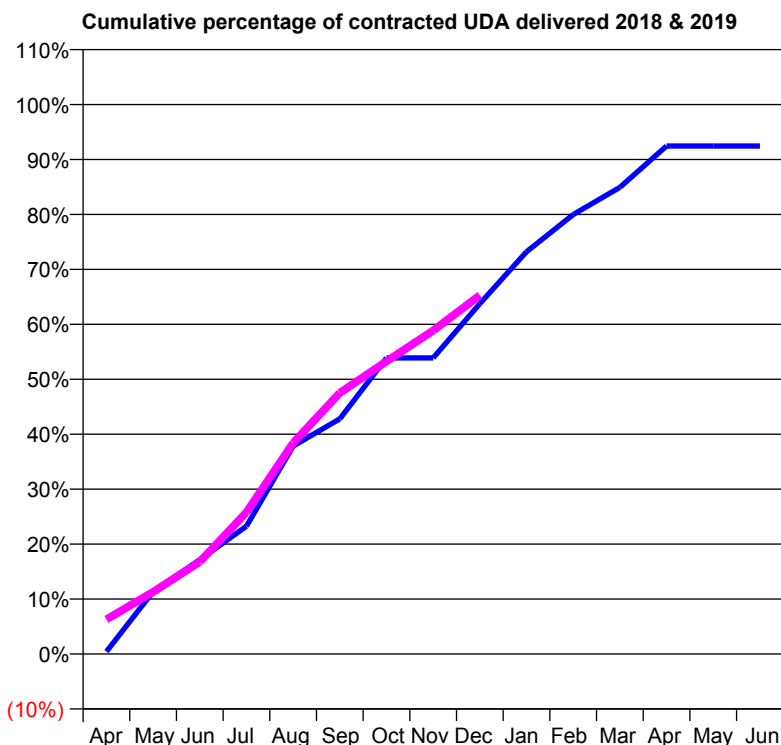
18/19 Contracted general activity (UDA)	875
Carry forward general activity (UDA)	0
18/19 Contracted orthodontic activity (UOA)	0
Carry forward orthodontic activity (UOA)	0
Baseline contract value	£20,373.79

ACCESS*

Patients seen in 24 months	Total	Change since previous quarter
Quarter ending December 2017	406	
Quarter ending March 2018	413	→
Quarter ending June 2018	415	→
Quarter ending September 2018	430	↑
Quarter ending December 2018	424	↓
Variance since December 2017	4.4%	↑



ACTIVITY



Adjusted Scheduled Activity (UDA)		
Month	2018	2019
April	4	55
May	99	99
June	150	147
July	204	226
August	331	336
September	374	416
October	471	466
November	471	515
December	558	571
January	641	
February	700	
March	743	
April	809	
May	809	
June	809	

QUALITY

	Quantity	Base Number	Contract	AT	Region	England
% of FP17s for the same patient ID Re-attending within 3 months - Children	7	219	3.2%	10.2%	11.8%	11.8%
% of FP17s for the same patient ID Re-attending within 3 months - Adults	13	197	6.6%	15.7%	16.7%	15.6%
% of FP17s for the same patient ID Re-attending between 3 & 9 months - Children	138	219	63.0%	48.3%	48.6%	58.8%
% of FP17s for the same patient ID Re-attending between 3 & 9 months - Adults	105	197	53.3%	38.5%	39.1%	51.0%
% of FP17s for Band 1 Urgent Courses	21	375	5.6%	11.0%	10.6%	9.0%
% of FP17s Relating to Free Repair or Replacements	0	375	0.0%	0.5%	0.5%	0.8%
% of FP17s Relating to Continuations	0	375	0.0%	0.5%	0.7%	0.9%
% of Patients satisfied with the dentistry they have received	0	0	N/A	87.7%	90.2%	93.2%
% of Patients satisfied with the time they had to wait for an appointment	0	0	N/A	85.7%	85.0%	88.3%

* This is based on patients treated on this contract for their most recent course of treatment. Figures in italics indicate the base number of FP17s or Patient Questionnaire responses are less than 100. N/A is shown where the base number of responses is less than 10 during the period. % is calculated as Quantity/Base number*100

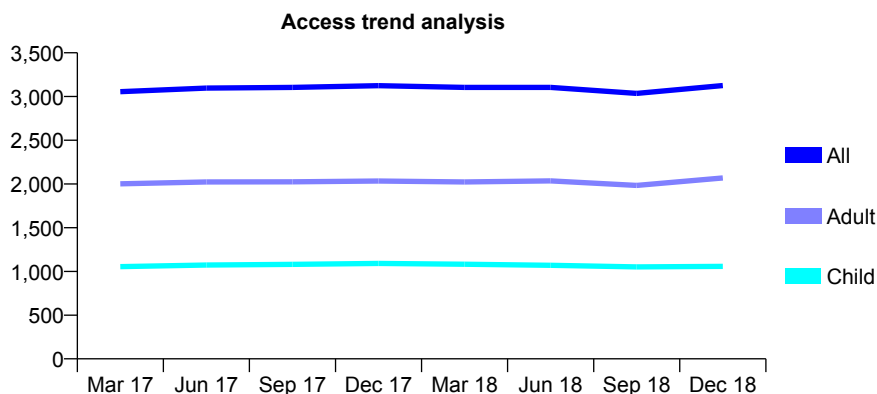
Q62 - Vital Signs At a Glance Contract Report for 576239/0001 - December 2018

Name or company name	MR R RATTAN
Contract type name	GDS Contract
Purpose of contract	General
Contract start date	01/04/2006
Contract end date	

18/19 Contracted general activity (UDA)	9,010
Carry forward general activity (UDA)	-9
18/19 Contracted orthodontic activity (UOA)	0
Carry forward orthodontic activity (UOA)	0
Baseline contract value	£242,487.48

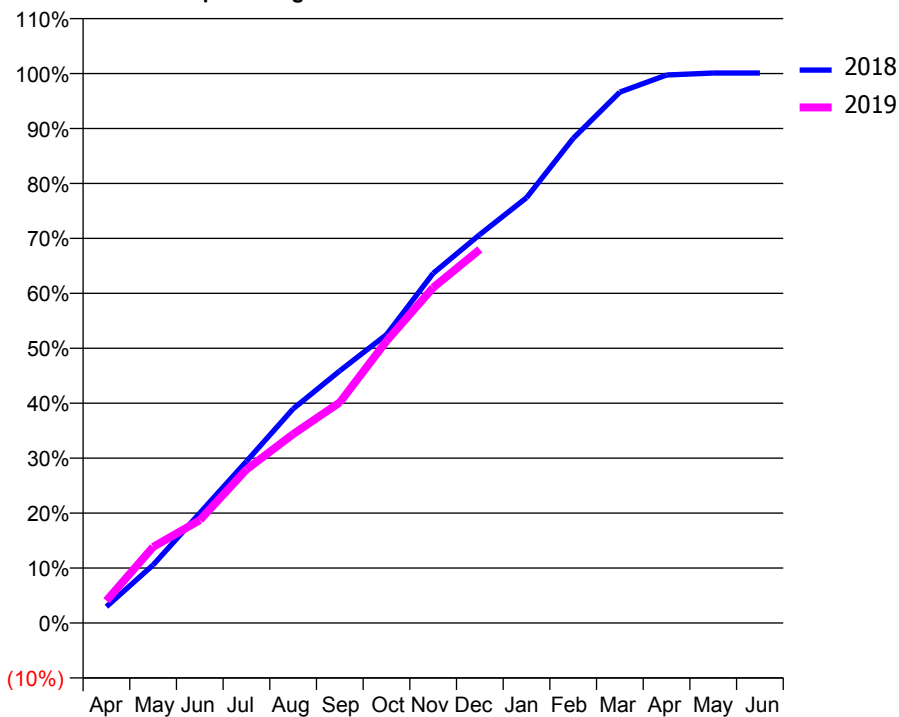
ACCESS*

Patients seen in 24 months	Total	Change since previous quarter
Quarter ending December 2017	3,124	
Quarter ending March 2018	3,105	→
Quarter ending June 2018	3,105	→
Quarter ending September 2018	3,036	↓
Quarter ending December 2018	3,126	↑
Variance since December 2017	0.1%	→



ACTIVITY

Cumulative percentage of contracted UDA delivered 2018 & 2019



Adjusted Scheduled Activity (UDA)		
Month	2018	2019
April	268	367
May	953	1,248
June	1,804	1,687
July	2,651	2,518
August	3,513	3,098
September	4,135	3,616
October	4,728	4,624
November	5,733	5,499
December	6,370	6,125
January	6,974	
February	7,946	
March	8,706	
April	8,985	
May	9,019	
June	9,019	

QUALITY

	Quantity	Base Number	Contract	AT	Region	England
% of FP17s for the same patient ID Re-attending within 3 months - Children	66	910	7.3%	10.2%	11.8%	11.8%
% of FP17s for the same patient ID Re-attending within 3 months - Adults	329	1,826	18.0%	15.7%	16.7%	15.6%
% of FP17s for the same patient ID Re-attending between 3 & 9 months - Children	468	910	51.4%	48.3%	48.6%	58.8%
% of FP17s for the same patient ID Re-attending between 3 & 9 months - Adults	780	1,826	42.7%	38.5%	39.1%	51.0%
% of FP17s for Band 1 Urgent Courses	428	2,594	16.5%	11.0%	10.6%	9.0%
% of FP17s Relating to Free Repair or Replacements	7	2,594	0.3%	0.5%	0.5%	0.8%
% of FP17s Relating to Continuations	45	2,594	1.7%	0.5%	0.7%	0.9%
% of Patients satisfied with the dentistry they have received	1	2	N/A	87.7%	90.2%	93.2%
% of Patients satisfied with the time they had to wait for an appointment	1	2	N/A	85.7%	85.0%	88.3%

* This is based on patients treated on this contract for their most recent course of treatment. Figures in italics indicate the base number of FP17s or Patient Questionnaire responses are less than 100. N/A is shown where the base number of responses is less than 10 during the period. % is calculated as Quantity/Base number*100

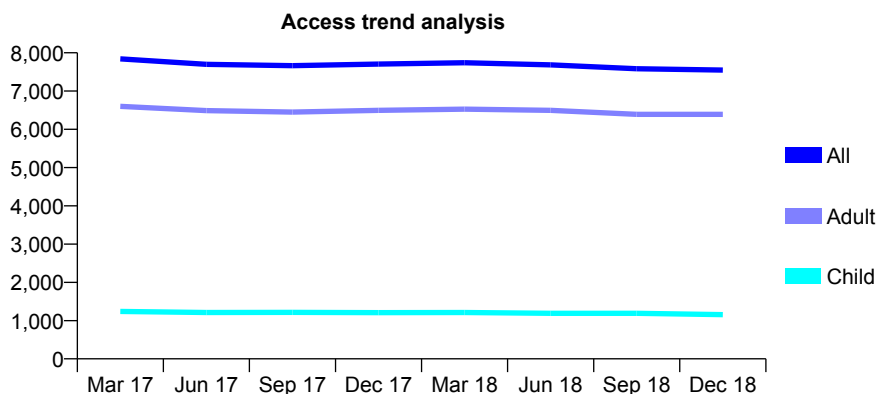
Q62 - Vital Signs At a Glance Contract Report for 577235/0001 - December 2018

Name or company name	MR RL JACK-KEE
Contract type name	GDS Contract
Purpose of contract	General
Contract start date	01/04/2006
Contract end date	

18/19 Contracted general activity (UDA)	29,962
Carry forward general activity (UDA)	-498
18/19 Contracted orthodontic activity (UOA)	0
Carry forward orthodontic activity (UOA)	0
Baseline contract value	£1,006,369.48

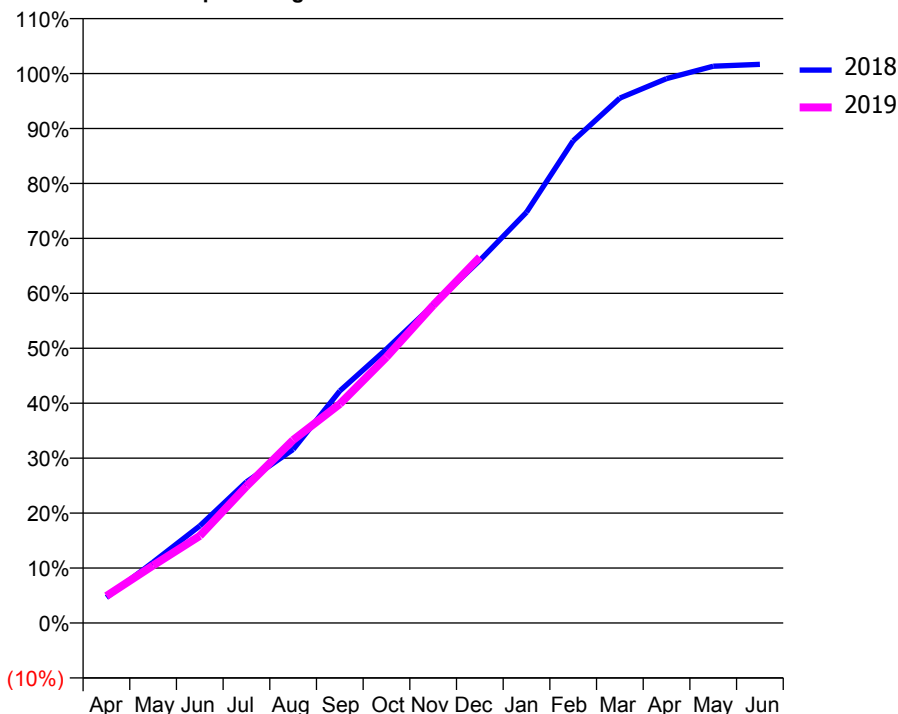
ACCESS*

Patients seen in 24 months	Total	Change since previous quarter
Quarter ending December 2017	7,704	
Quarter ending March 2018	7,739	→
Quarter ending June 2018	7,685	→
Quarter ending September 2018	7,585	↓
Quarter ending December 2018	7,550	→
Variance since December 2017	(2.0%)	↓



ACTIVITY

Cumulative percentage of contracted UDA delivered 2018 & 2019



Month	Adjusted Scheduled Activity (UDA)	
	2018	2019
April	1,395	1,473
May	3,319	3,139
June	5,299	4,754
July	7,699	7,457
August	9,462	9,977
September	12,654	11,946
October	14,939	14,503
November	17,346	17,326
December	19,775	19,944
January	22,397	
February	26,295	
March	28,620	
April	29,686	
May	30,359	
June	30,460	

QUALITY

	Quantity	Base Number	Contract	AT	Region	England
% of FP17s for the same patient ID Re-attending within 3 months - Children	68	1,051	6.5%	10.2%	11.8%	11.8%
% of FP17s for the same patient ID Re-attending within 3 months - Adults	681	5,179	13.1%	15.7%	16.7%	15.6%
% of FP17s for the same patient ID Re-attending between 3 & 9 months - Children	526	1,051	50.0%	48.3%	48.6%	58.8%
% of FP17s for the same patient ID Re-attending between 3 & 9 months - Adults	2,043	5,179	39.4%	38.5%	39.1%	51.0%
% of FP17s for Band 1 Urgent Courses	734	5,813	12.6%	11.0%	10.6%	9.0%
% of FP17s Relating to Free Repair or Replacements	24	5,813	0.4%	0.5%	0.5%	0.8%
% of FP17s Relating to Continuations	21	5,813	0.4%	0.5%	0.7%	0.9%
% of Patients satisfied with the dentistry they have received	3	3	N/A	87.7%	90.2%	93.2%
% of Patients satisfied with the time they had to wait for an appointment	3	3	N/A	85.7%	85.0%	88.3%

* This is based on patients treated on this contract for their most recent course of treatment. Figures in italics indicate the base number of FP17s or Patient Questionnaire responses are less than 100. N/A is shown where the base number of responses is less than 10 during the period. % is calculated as Quantity/Base number*100

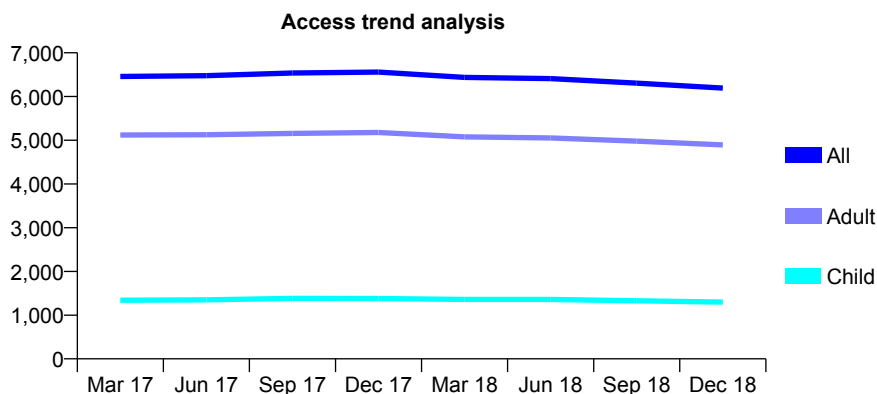
Q62 - Vital Signs At a Glance Contract Report for 578193/0001 - December 2018

Name or company name	MR MN BAIG
Contract type name	GDS Contract
Purpose of contract	General
Contract start date	01/04/2006
Contract end date	

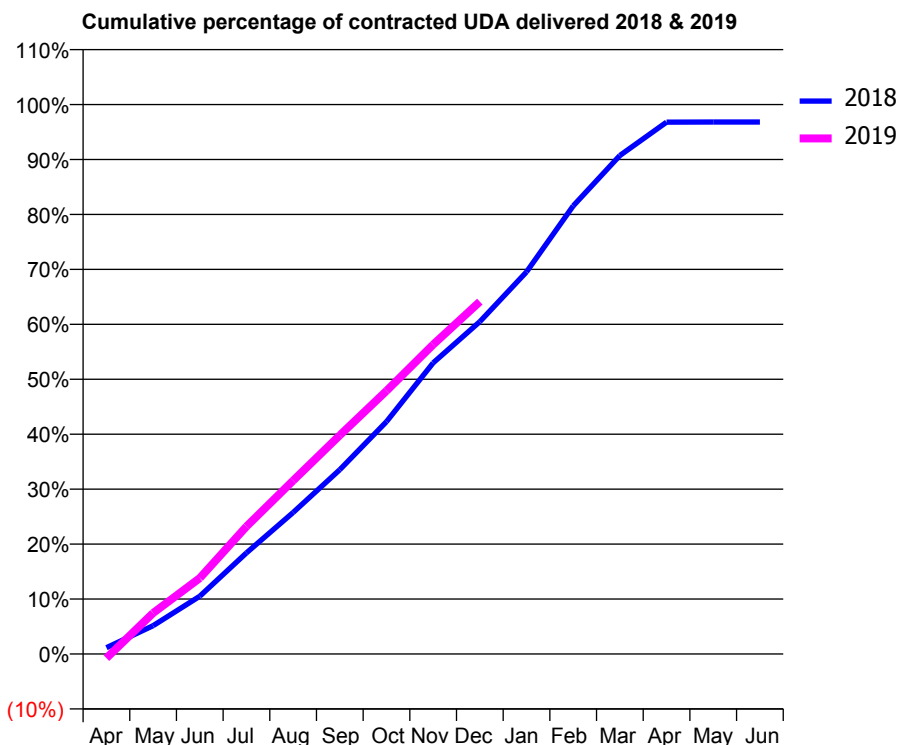
18/19 Contracted general activity (UDA)	17,586
Carry forward general activity (UDA)	916
18/19 Contracted orthodontic activity (UOA)	0
Carry forward orthodontic activity (UOA)	0
Baseline contract value	£475,713.18

ACCESS*

Patients seen in 24 months	Total	Change since previous quarter
Quarter ending December 2017	6,559	
Quarter ending March 2018	6,438	↓
Quarter ending June 2018	6,410	→
Quarter ending September 2018	6,306	↓
Quarter ending December 2018	6,193	↓
Variance since December 2017	(5.6%)	↓



ACTIVITY



Month	Adjusted Scheduled Activity (UDA)	
	2018	2019
April	202	-133
May	906	1,311
June	1,850	2,430
July	3,237	4,080
August	4,530	5,551
September	5,900	6,999
October	7,435	8,423
November	9,319	9,901
December	10,638	11,279
January	12,227	
February	14,341	
March	15,953	
April	17,022	
May	17,024	
June	17,025	

QUALITY

	Quantity	Base Number	Contract	AT	Region	England
% of FP17s for the same patient ID Re-attending within 3 months - Children	141	1,251	11.3%	10.2%	11.8%	11.8%
% of FP17s for the same patient ID Re-attending within 3 months - Adults	633	3,707	17.1%	15.7%	16.7%	15.6%
% of FP17s for the same patient ID Re-attending between 3 & 9 months - Children	533	1,251	42.6%	48.3%	48.6%	58.8%
% of FP17s for the same patient ID Re-attending between 3 & 9 months - Adults	1,185	3,707	32.0%	38.5%	39.1%	51.0%
% of FP17s for Band 1 Urgent Courses	579	4,651	12.4%	11.0%	10.6%	9.0%
% of FP17s Relating to Free Repair or Replacements	31	4,651	0.7%	0.5%	0.5%	0.8%
% of FP17s Relating to Continuations	4	4,651	0.1%	0.5%	0.7%	0.9%
% of Patients satisfied with the dentistry they have received	3	3	N/A	87.7%	90.2%	93.2%
% of Patients satisfied with the time they had to wait for an appointment	2	3	N/A	85.7%	85.0%	88.3%

* This is based on patients treated on this contract for their most recent course of treatment. Figures in italics indicate the base number of FP17s or Patient Questionnaire responses are less than 100. N/A is shown where the base number of responses is less than 10 during the period. % is calculated as Quantity/Base number*100

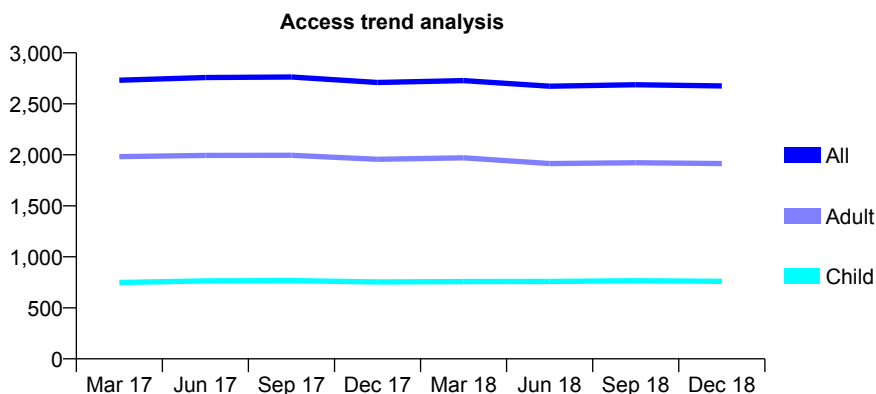
Q62 - Vital Signs At a Glance Contract Report for 602353/0001 - December 2018

Name or company name	MR RK MARWAHA
Contract type name	GDS Contract
Purpose of contract	General
Contract start date	02/02/2015
Contract end date	

18/19 Contracted general activity (UDA)	7,200
Carry forward general activity (UDA)	-57
18/19 Contracted orthodontic activity (UOA)	0
Carry forward orthodontic activity (UOA)	0
Baseline contract value	£214,480.18

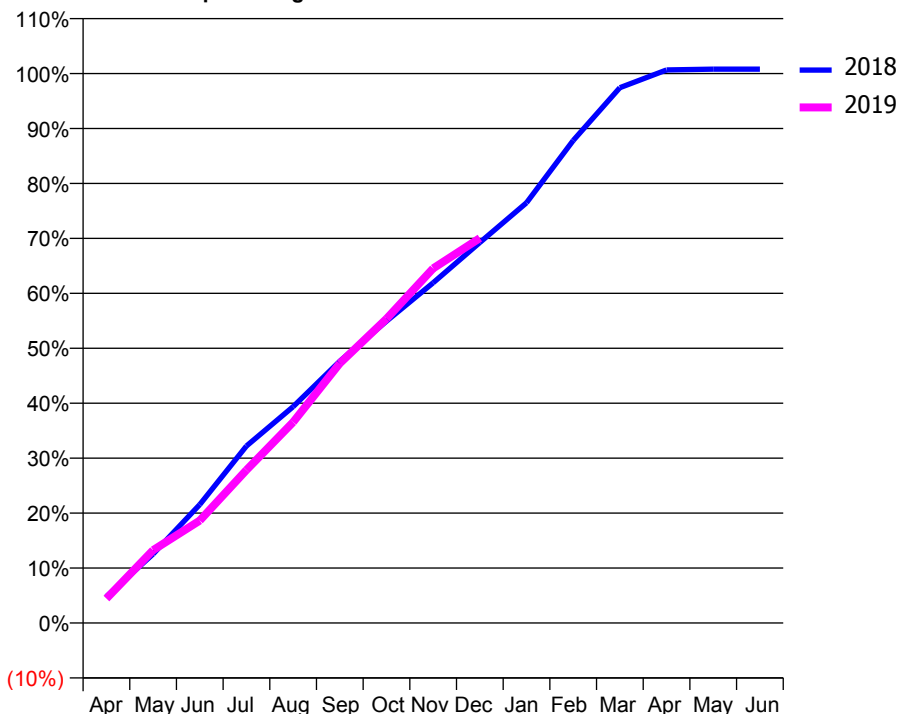
ACCESS*

Patients seen in 24 months	Total	Change since previous quarter
Quarter ending December 2017	2,709	
Quarter ending March 2018	2,728	→
Quarter ending June 2018	2,673	↓
Quarter ending September 2018	2,687	→
Quarter ending December 2018	2,675	→
Variance since December 2017	(1.3%)	↓



ACTIVITY

Cumulative percentage of contracted UDA delivered 2018 & 2019



Month	Adjusted Scheduled Activity (UDA)	
	2018	2019
April	346	320
May	904	954
June	1,553	1,344
July	2,319	2,006
August	2,835	2,632
September	3,431	3,403
October	3,955	3,986
November	4,459	4,647
December	4,985	5,043
January	5,506	
February	6,323	
March	7,013	
April	7,247	
May	7,257	
June	7,257	

QUALITY

	Quantity	Base Number	Contract	AT	Region	England
% of FP17s for the same patient ID Re-attending within 3 months - Children	46	695	6.6%	10.2%	11.8%	11.8%
% of FP17s for the same patient ID Re-attending within 3 months - Adults	154	1,391	11.1%	15.7%	16.7%	15.6%
% of FP17s for the same patient ID Re-attending between 3 & 9 months - Children	337	695	48.5%	48.3%	48.6%	58.8%
% of FP17s for the same patient ID Re-attending between 3 & 9 months - Adults	483	1,391	34.7%	38.5%	39.1%	51.0%
% of FP17s for Band 1 Urgent Courses	212	1,986	10.7%	11.0%	10.6%	9.0%
% of FP17s Relating to Free Repair or Replacements	3	1,986	0.2%	0.5%	0.5%	0.8%
% of FP17s Relating to Continuations	4	1,986	0.2%	0.5%	0.7%	0.9%
% of Patients satisfied with the dentistry they have received	1	2	N/A	87.7%	90.2%	93.2%
% of Patients satisfied with the time they had to wait for an appointment	1	2	N/A	85.7%	85.0%	88.3%

* This is based on patients treated on this contract for their most recent course of treatment. Figures in italics indicate the base number of FP17s or Patient Questionnaire responses are less than 100. N/A is shown where the base number of responses is less than 10 during the period. % is calculated as Quantity/Base number*100

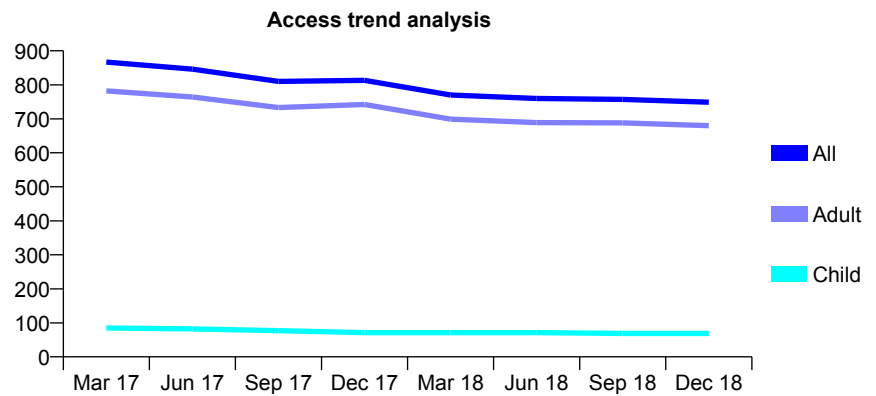
Q62 - Vital Signs At a Glance Contract Report for 613142/0001 - December 2018

Name or company name	MRS S BAHL
Contract type name	GDS Contract
Purpose of contract	General
Contract start date	01/10/2012
Contract end date	

18/19 Contracted general activity (UDA)	3,925
Carry forward general activity (UDA)	-5
18/19 Contracted orthodontic activity (UOA)	0
Carry forward orthodontic activity (UOA)	0
Baseline contract value	£109,789.87

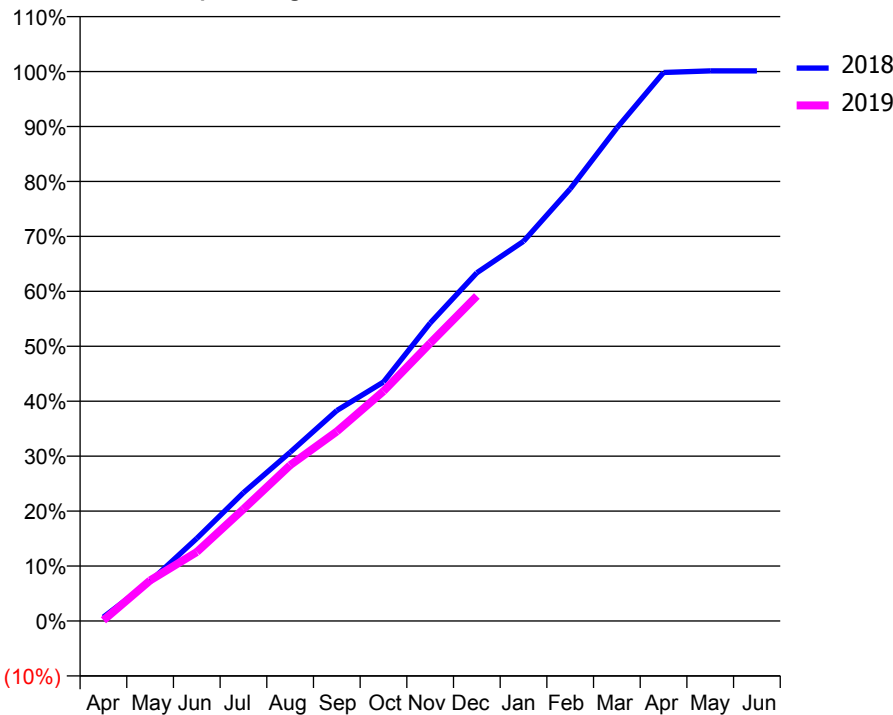
ACCESS*

Patients seen in 24 months	Total	Change since previous quarter
Quarter ending December 2017	813	
Quarter ending March 2018	770	↓
Quarter ending June 2018	760	↓
Quarter ending September 2018	757	→
Quarter ending December 2018	749	↓
Variance since December 2017	(7.9%)	↓



ACTIVITY

Cumulative percentage of contracted UDA delivered 2018 & 2019



Month	Adjusted Scheduled Activity (UDA)	
	2018	2019
April	28	5
May	283	290
June	590	493
July	917	799
August	1,205	1,113
September	1,504	1,354
October	1,707	1,642
November	2,128	1,984
December	2,488	2,322
January	2,712	
February	3,086	
March	3,522	
April	3,918	
May	3,930	
June	3,930	

QUALITY

	Quantity	Base Number	Contract	AT	Region	England
% of FP17s for the same patient ID Re-attending within 3 months - Children	5	48	10.4%	10.2%	11.8%	11.8%
% of FP17s for the same patient ID Re-attending within 3 months - Adults	104	581	17.9%	15.7%	16.7%	15.6%
% of FP17s for the same patient ID Re-attending between 3 & 9 months - Children	22	48	45.8%	48.3%	48.6%	58.8%
% of FP17s for the same patient ID Re-attending between 3 & 9 months - Adults	237	581	40.8%	38.5%	39.1%	51.0%
% of FP17s for Band 1 Urgent Courses	65	577	11.3%	11.0%	10.6%	9.0%
% of FP17s Relating to Free Repair or Replacements	4	577	0.7%	0.5%	0.5%	0.8%
% of FP17s Relating to Continuations	8	577	1.4%	0.5%	0.7%	0.9%
% of Patients satisfied with the dentistry they have received	0	0	N/A	87.7%	90.2%	93.2%
% of Patients satisfied with the time they had to wait for an appointment	0	0	N/A	85.7%	85.0%	88.3%

* This is based on patients treated on this contract for their most recent course of treatment. Figures in italics indicate the base number of FP17s or Patient Questionnaire responses are less than 100. N/A is shown where the base number of responses is less than 10 during the period. % is calculated as Quantity/Base number*100

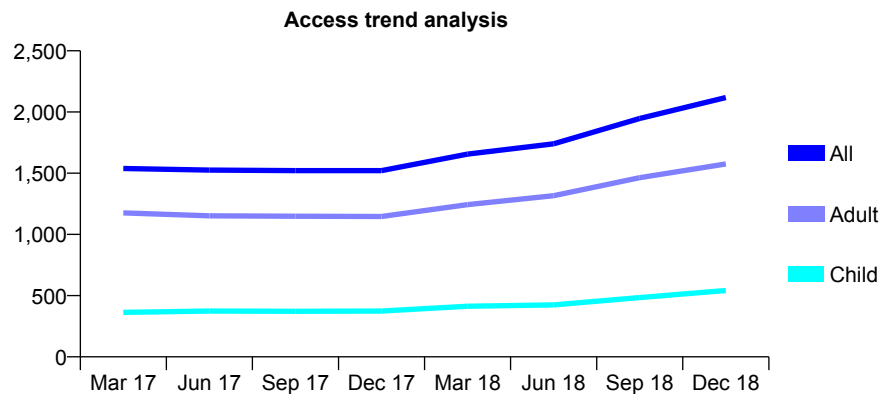
Q62 - Vital Signs At a Glance Contract Report for 619949/0001 - December 2018

Name or company name	Station Road Dental Surgery
Contract type name	GDS Contract
Purpose of contract	General
Contract start date	01/04/2006
Contract end date	

18/19 Contracted general activity (UDA)	6,100
Carry forward general activity (UDA)	24
18/19 Contracted orthodontic activity (UOA)	0
Carry forward orthodontic activity (UOA)	0
Baseline contract value	£173,273.07

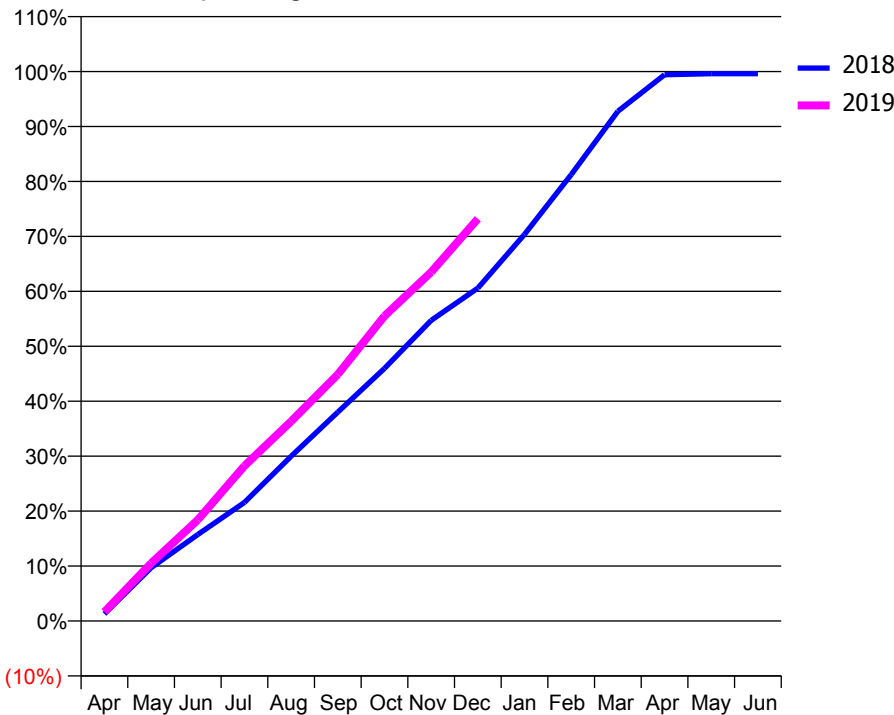
ACCESS*

Patients seen in 24 months	Total	Change since previous quarter
Quarter ending December 2017	1,521	
Quarter ending March 2018	1,656	↑
Quarter ending June 2018	1,740	↑
Quarter ending September 2018	1,947	↑
Quarter ending December 2018	2,118	↑
Variance since December 2017	39.3%	↑



ACTIVITY

Cumulative percentage of contracted UDA delivered 2018 & 2019



Month	Adjusted Scheduled Activity (UDA)	
	2018	2019
April	79	101
May	592	642
June	960	1,123
July	1,317	1,722
August	1,828	2,216
September	2,319	2,738
October	2,805	3,387
November	3,338	3,873
December	3,696	4,466
January	4,292	
February	4,955	
March	5,659	
April	6,064	
May	6,076	
June	6,076	

QUALITY

	Quantity	Base Number	Contract	AT	Region	England
% of FP17s for the same patient ID Re-attending within 3 months - Children	21	405	5.2%	10.2%	11.8%	11.8%
% of FP17s for the same patient ID Re-attending within 3 months - Adults	110	1,101	10.0%	15.7%	16.7%	15.6%
% of FP17s for the same patient ID Re-attending between 3 & 9 months - Children	90	405	22.2%	48.3%	48.6%	58.8%
% of FP17s for the same patient ID Re-attending between 3 & 9 months - Adults	169	1,101	15.3%	38.5%	39.1%	51.0%
% of FP17s for Band 1 Urgent Courses	174	1,408	12.4%	11.0%	10.6%	9.0%
% of FP17s Relating to Free Repair or Replacements	1	1,408	0.1%	0.5%	0.5%	0.8%
% of FP17s Relating to Continuations	1	1,408	0.1%	0.5%	0.7%	0.9%
% of Patients satisfied with the dentistry they have received	1	2	N/A	87.7%	90.2%	93.2%
% of Patients satisfied with the time they had to wait for an appointment	2	2	N/A	85.7%	85.0%	88.3%

* This is based on patients treated on this contract for their most recent course of treatment. Figures in italics indicate the base number of FP17s or Patient Questionnaire responses are less than 100. N/A is shown where the base number of responses is less than 10 during the period. % is calculated as Quantity/Base number*100

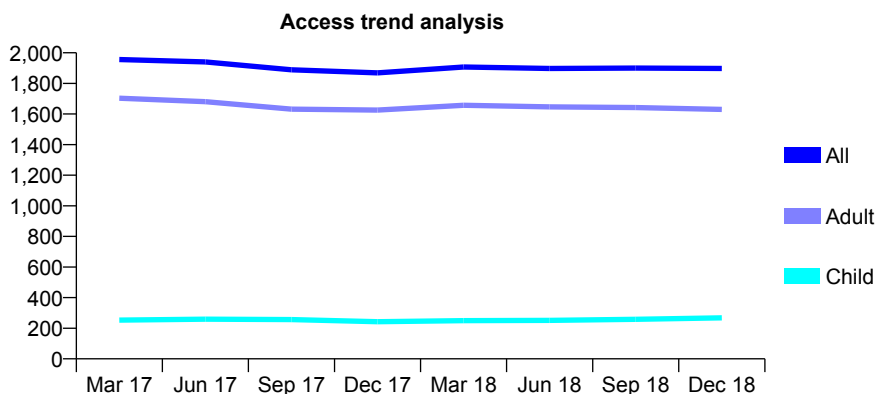
Q62 - Vital Signs At a Glance Contract Report for 629197/0001 - December 2018

Name or company name	MR NP MEYER
Contract type name	GDS Contract
Purpose of contract	General
Contract start date	01/04/2006
Contract end date	

18/19 Contracted general activity (UDA)	7,192
Carry forward general activity (UDA)	193
18/19 Contracted orthodontic activity (UOA)	0
Carry forward orthodontic activity (UOA)	0
Baseline contract value	£206,240.96

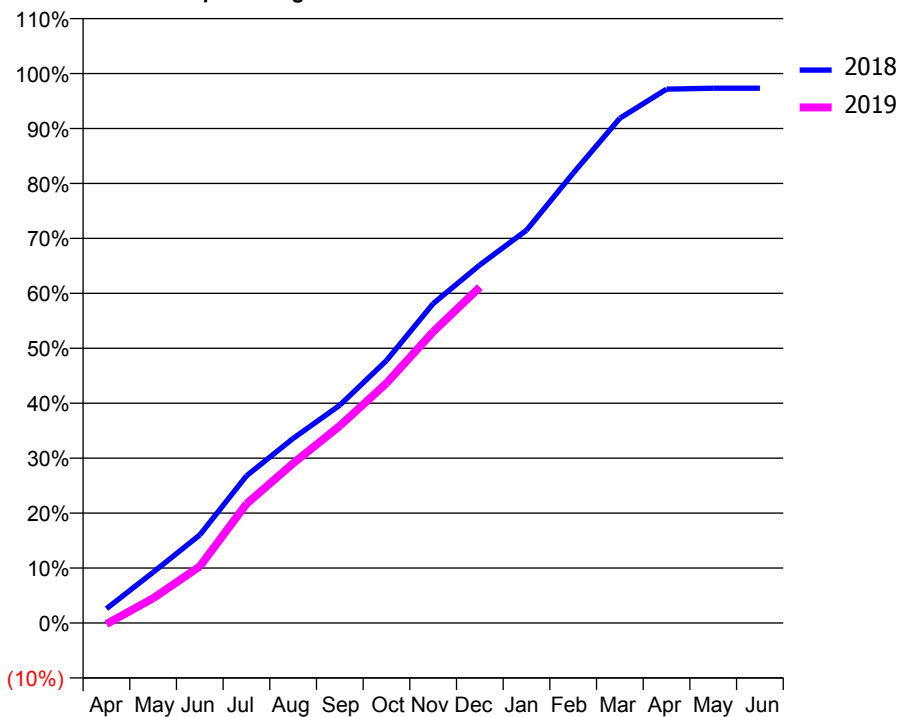
ACCESS*

Patients seen in 24 months	Total	Change since previous quarter
Quarter ending December 2017	1,869	
Quarter ending March 2018	1,907	↑
Quarter ending June 2018	1,898	→
Quarter ending September 2018	1,900	→
Quarter ending December 2018	1,898	→
Variance since December 2017	1.6%	→



ACTIVITY

Cumulative percentage of contracted UDA delivered 2018 & 2019



Month	Adjusted Scheduled Activity (UDA)	
	2018	2019
April	188	-14
May	664	324
June	1,153	741
July	1,926	1,560
August	2,416	2,090
September	2,850	2,581
October	3,436	3,140
November	4,182	3,813
December	4,687	4,396
January	5,141	
February	5,888	
March	6,607	
April	6,987	
May	6,999	
June	6,999	

QUALITY

	Quantity	Base Number	Contract	AT	Region	England
% of FP17s for the same patient ID Re-attending within 3 months - Children	15	284	5.3%	10.2%	11.8%	11.8%
% of FP17s for the same patient ID Re-attending within 3 months - Adults	224	1,718	13.0%	15.7%	16.7%	15.6%
% of FP17s for the same patient ID Re-attending between 3 & 9 months - Children	190	284	66.9%	48.3%	48.6%	58.8%
% of FP17s for the same patient ID Re-attending between 3 & 9 months - Adults	968	1,718	56.3%	38.5%	39.1%	51.0%
% of FP17s for Band 1 Urgent Courses	161	1,869	8.6%	11.0%	10.6%	9.0%
% of FP17s Relating to Free Repair or Replacements	11	1,869	0.6%	0.5%	0.5%	0.8%
% of FP17s Relating to Continuations	21	1,869	1.1%	0.5%	0.7%	0.9%
% of Patients satisfied with the dentistry they have received	1	1	N/A	87.7%	90.2%	93.2%
% of Patients satisfied with the time they had to wait for an appointment	1	1	N/A	85.7%	85.0%	88.3%

* This is based on patients treated on this contract for their most recent course of treatment. Figures in italics indicate the base number of FP17s or Patient Questionnaire responses are less than 100. N/A is shown where the base number of responses is less than 10 during the period. % is calculated as Quantity/Base number*100

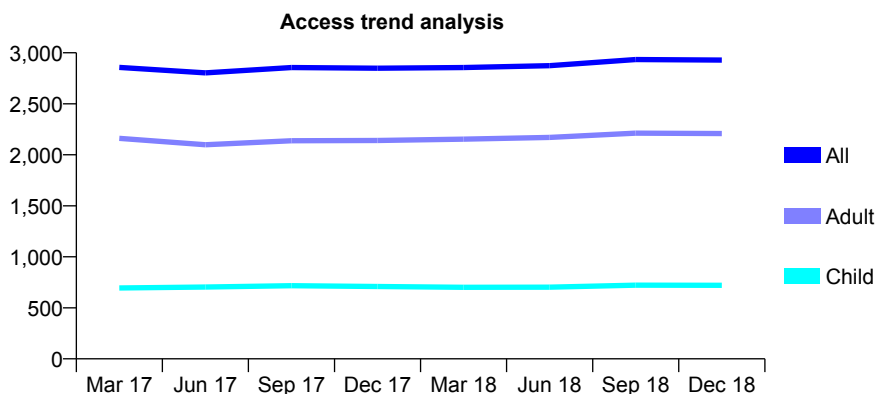
Q62 - Vital Signs At a Glance Contract Report for 631329/0001 - December 2018

Name or company name	MR RE LIM
Contract type name	GDS Contract
Purpose of contract	General
Contract start date	01/04/2006
Contract end date	

18/19 Contracted general activity (UDA)	8,686
Carry forward general activity (UDA)	-65
18/19 Contracted orthodontic activity (UOA)	0
Carry forward orthodontic activity (UOA)	0
Baseline contract value	£242,868.48

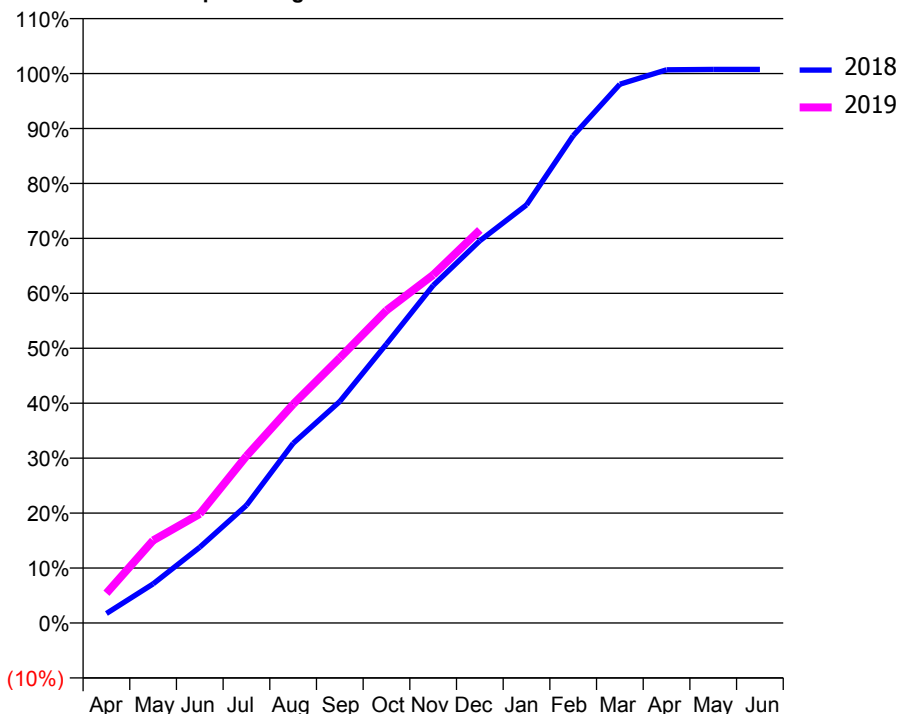
ACCESS*

Patients seen in 24 months	Total	Change since previous quarter
Quarter ending December 2017	2,849	
Quarter ending March 2018	2,855	→
Quarter ending June 2018	2,874	→
Quarter ending September 2018	2,934	↑
Quarter ending December 2018	2,929	→
Variance since December 2017	2.8%	↑



ACTIVITY

Cumulative percentage of contracted UDA delivered 2018 & 2019



Month	Adjusted Scheduled Activity (UDA)	
	2018	2019
April	151	472
May	619	1,307
June	1,197	1,725
July	1,860	2,639
August	2,839	3,458
September	3,502	4,192
October	4,410	4,943
November	5,336	5,503
December	6,042	6,212
January	6,610	
February	7,704	
March	8,517	
April	8,744	
May	8,750	
June	8,751	

QUALITY

	Quantity	Base Number	Contract	AT	Region	England
% of FP17s for the same patient ID Re-attending within 3 months - Children	44	746	5.9%	10.2%	11.8%	11.8%
% of FP17s for the same patient ID Re-attending within 3 months - Adults	359	2,216	16.2%	15.7%	16.7%	15.6%
% of FP17s for the same patient ID Re-attending between 3 & 9 months - Children	452	746	60.6%	48.3%	48.6%	58.8%
% of FP17s for the same patient ID Re-attending between 3 & 9 months - Adults	1,188	2,216	53.6%	38.5%	39.1%	51.0%
% of FP17s for Band 1 Urgent Courses	301	2,867	10.5%	11.0%	10.6%	9.0%
% of FP17s Relating to Free Repair or Replacements	13	2,867	0.5%	0.5%	0.5%	0.8%
% of FP17s Relating to Continuations	25	2,867	0.9%	0.5%	0.7%	0.9%
% of Patients satisfied with the dentistry they have received	2	3	N/A	87.7%	90.2%	93.2%
% of Patients satisfied with the time they had to wait for an appointment	2	3	N/A	85.7%	85.0%	88.3%

* This is based on patients treated on this contract for their most recent course of treatment. Figures in italics indicate the base number of FP17s or Patient Questionnaire responses are less than 100. N/A is shown where the base number of responses is less than 10 during the period. % is calculated as Quantity/Base number*100

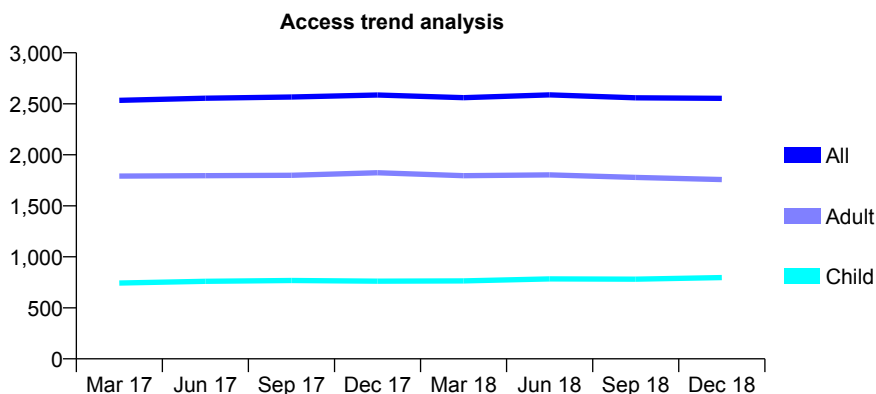
Q62 - Vital Signs At a Glance Contract Report for 635693/0001 - December 2018

Name or company name	MR JL SONEJI
Contract type name	GDS Contract
Purpose of contract	General
Contract start date	01/04/2006
Contract end date	

18/19 Contracted general activity (UDA)	6,493
Carry forward general activity (UDA)	-109
18/19 Contracted orthodontic activity (UOA)	0
Carry forward orthodontic activity (UOA)	0
Baseline contract value	£195,267.82

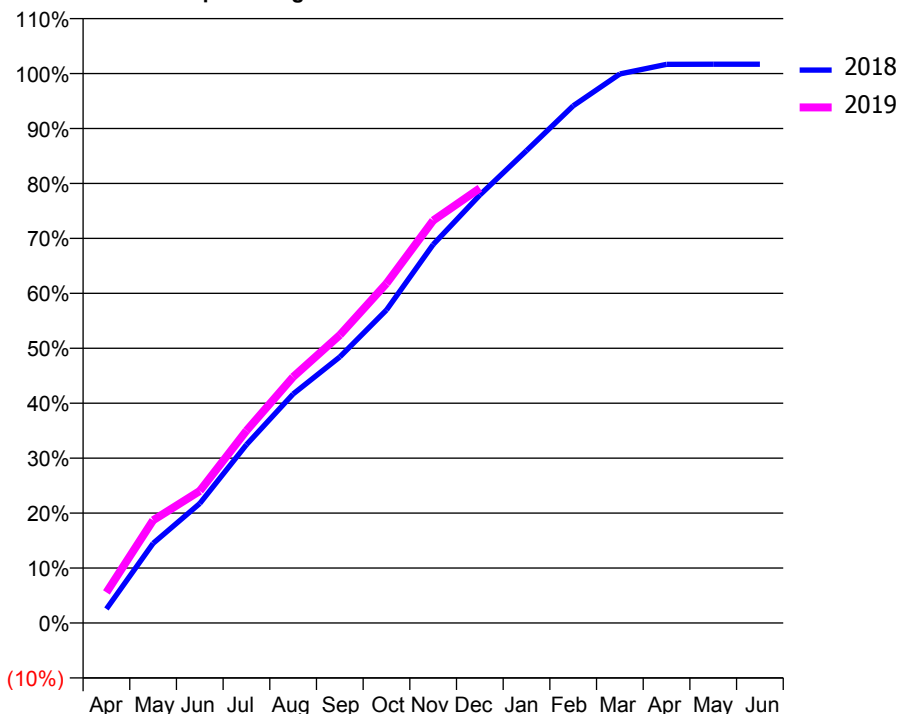
ACCESS*

Patients seen in 24 months	Total	Change since previous quarter
Quarter ending December 2017	2,586	
Quarter ending March 2018	2,560	↓
Quarter ending June 2018	2,587	→
Quarter ending September 2018	2,559	↓
Quarter ending December 2018	2,554	→
Variance since December 2017	(1.2%)	↓



ACTIVITY

Cumulative percentage of contracted UDA delivered 2018 & 2019



Month	Adjusted Scheduled Activity (UDA)	
	2018	2019
April	166	362
May	941	1,214
June	1,412	1,560
July	2,107	2,273
August	2,706	2,908
September	3,145	3,402
October	3,699	4,013
November	4,473	4,756
December	5,057	5,138
January	5,582	
February	6,111	
March	6,487	
April	6,601	
May	6,602	
June	6,602	

QUALITY

	Quantity	Base Number	Contract	AT	Region	England
% of FP17s for the same patient ID Re-attending within 3 months - Children	52	686	7.6%	10.2%	11.8%	11.8%
% of FP17s for the same patient ID Re-attending within 3 months - Adults	186	1,291	14.4%	15.7%	16.7%	15.6%
% of FP17s for the same patient ID Re-attending between 3 & 9 months - Children	200	686	29.2%	48.3%	48.6%	58.8%
% of FP17s for the same patient ID Re-attending between 3 & 9 months - Adults	300	1,291	23.2%	38.5%	39.1%	51.0%
% of FP17s for Band 1 Urgent Courses	166	1,923	8.6%	11.0%	10.6%	9.0%
% of FP17s Relating to Free Repair or Replacements	0	1,923	0.0%	0.5%	0.5%	0.8%
% of FP17s Relating to Continuations	49	1,923	2.5%	0.5%	0.7%	0.9%
% of Patients satisfied with the dentistry they have received	2	2	N/A	87.7%	90.2%	93.2%
% of Patients satisfied with the time they had to wait for an appointment	2	2	N/A	85.7%	85.0%	88.3%

* This is based on patients treated on this contract for their most recent course of treatment. Figures in italics indicate the base number of FP17s or Patient Questionnaire responses are less than 100. N/A is shown where the base number of responses is less than 10 during the period. % is calculated as Quantity/Base number*100

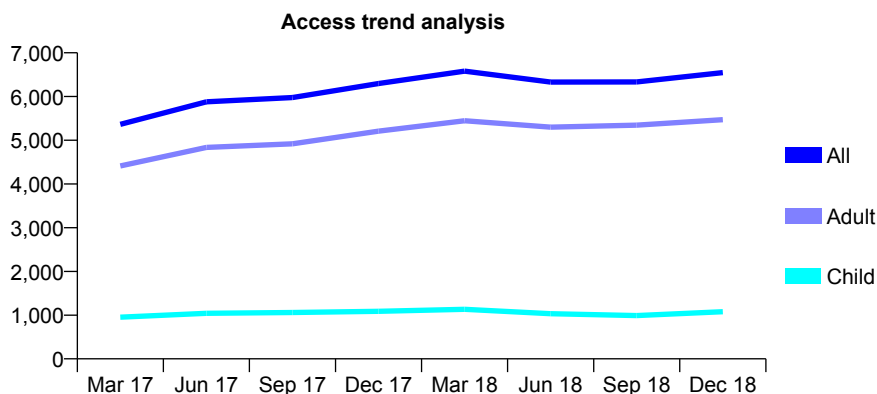
Q62 - Vital Signs At a Glance Contract Report for 636320/0001 - December 2018

Name or company name	Sterling Dental Centre
Contract type name	GDS Contract
Purpose of contract	General
Contract start date	01/04/2006
Contract end date	

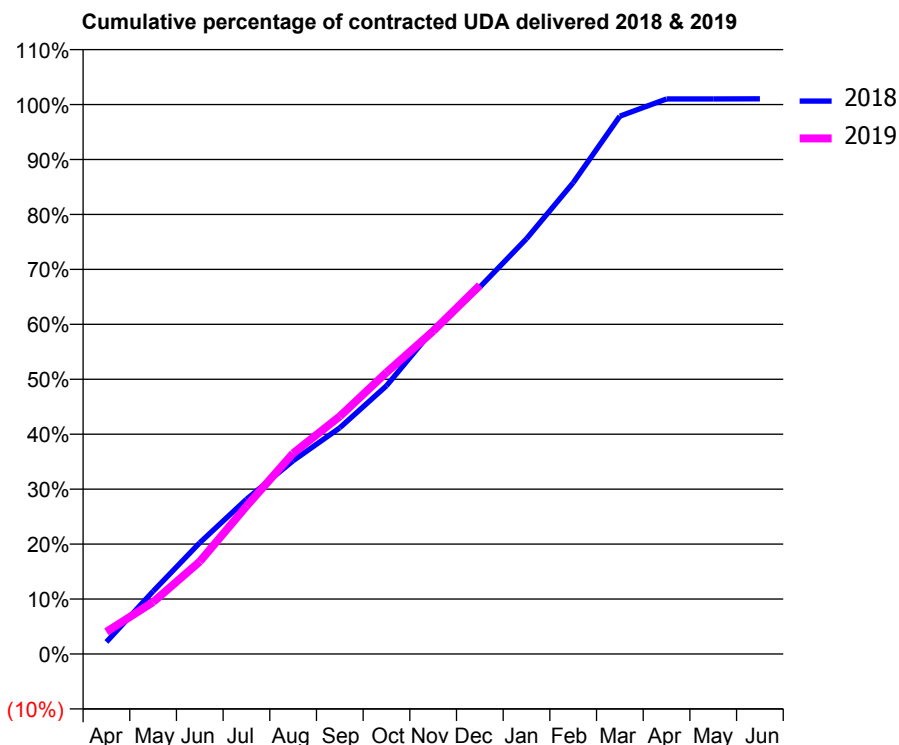
18/19 Contracted general activity (UDA)	15,161
Carry forward general activity (UDA)	-155
18/19 Contracted orthodontic activity (UOA)	0
Carry forward orthodontic activity (UOA)	0
Baseline contract value	£810,912.38

ACCESS*

Patients seen in 24 months	Total	Change since previous quarter
Quarter ending December 2017	6,296	
Quarter ending March 2018	6,581	↑
Quarter ending June 2018	6,332	↓
Quarter ending September 2018	6,334	→
Quarter ending December 2018	6,548	↑
Variance since December 2017	4.0%	↑



ACTIVITY



Month	Adjusted Scheduled Activity (UDA)	
	2018	2019
April	334	612
May	1,730	1,434
June	3,072	2,550
July	4,270	4,077
August	5,334	5,539
September	6,240	6,559
October	7,401	7,768
November	8,951	8,909
December	10,122	10,173
January	11,459	
February	13,004	
March	14,840	
April	15,314	
May	15,314	
June	15,316	

QUALITY

	Quantity	Base Number	Contract	AT	Region	England
% of FP17s for the same patient ID Re-attending within 3 months - Children	19	668	2.8%	10.2%	11.8%	11.8%
% of FP17s for the same patient ID Re-attending within 3 months - Adults	89	3,238	2.7%	15.7%	16.7%	15.6%
% of FP17s for the same patient ID Re-attending between 3 & 9 months - Children	6	668	0.9%	48.3%	48.6%	58.8%
% of FP17s for the same patient ID Re-attending between 3 & 9 months - Adults	33	3,238	1.0%	38.5%	39.1%	51.0%
% of FP17s for Band 1 Urgent Courses	15	3,722	0.4%	11.0%	10.6%	9.0%
% of FP17s Relating to Free Repair or Replacements	1	3,722	0.0%	0.5%	0.5%	0.8%
% of FP17s Relating to Continuations	34	3,722	0.9%	0.5%	0.7%	0.9%
% of Patients satisfied with the dentistry they have received	2	2	N/A	87.7%	90.2%	93.2%
% of Patients satisfied with the time they had to wait for an appointment	2	2	N/A	85.7%	85.0%	88.3%

* This is based on patients treated on this contract for their most recent course of treatment. Figures in italics indicate the base number of FP17s or Patient Questionnaire responses are less than 100. N/A is shown where the base number of responses is less than 10 during the period. % is calculated as Quantity/Base number*100

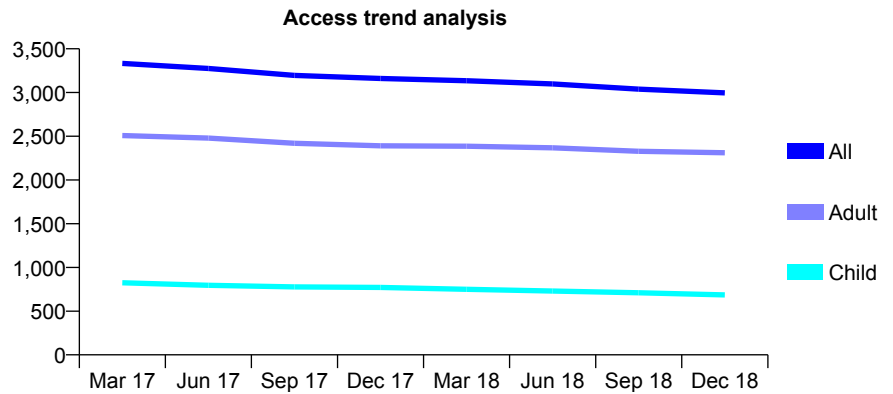
Q62 - Vital Signs At a Glance Contract Report for 638889/0001 - December 2018

Name or company name	MR BV TAANK
Contract type name	GDS Contract
Purpose of contract	General
Contract start date	01/04/2006
Contract end date	

18/19 Contracted general activity (UDA)	8,508
Carry forward general activity (UDA)	-121
18/19 Contracted orthodontic activity (UOA)	0
Carry forward orthodontic activity (UOA)	0
Baseline contract value	£194,047.06

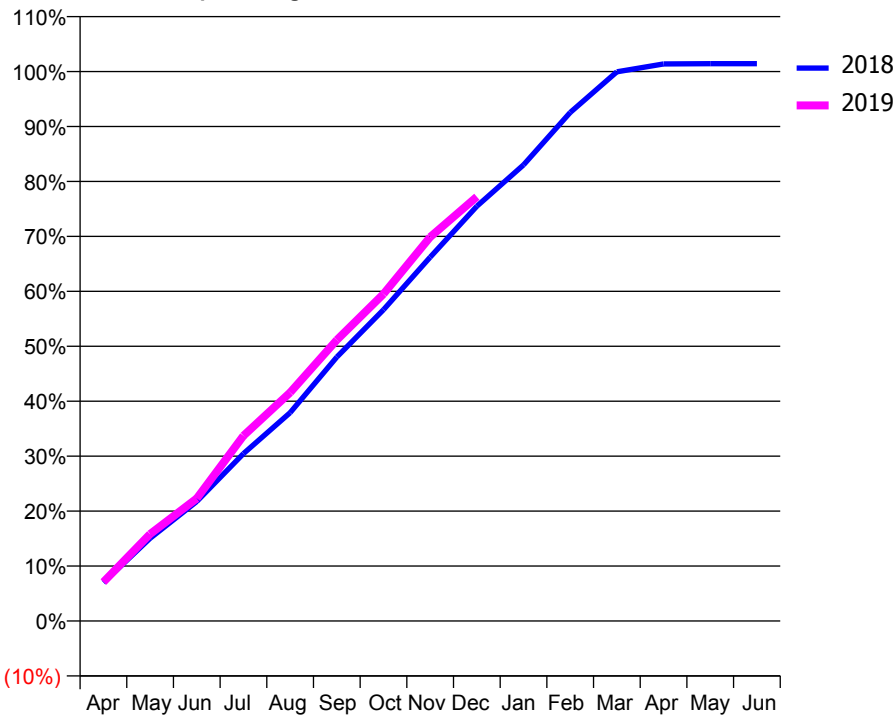
ACCESS*

Patients seen in 24 months	Total	Change since previous quarter
Quarter ending December 2017	3,161	
Quarter ending March 2018	3,135	→
Quarter ending June 2018	3,098	↓
Quarter ending September 2018	3,038	↓
Quarter ending December 2018	2,996	↓
Variance since December 2017	(5.2%)	↓



ACTIVITY

Cumulative percentage of contracted UDA delivered 2018 & 2019



Month	Adjusted Scheduled Activity (UDA)	
	2018	2019
April	595	604
May	1,281	1,347
June	1,852	1,898
July	2,593	2,869
August	3,226	3,538
September	4,087	4,352
October	4,819	5,063
November	5,634	5,945
December	6,421	6,569
January	7,063	
February	7,873	
March	8,503	
April	8,626	
May	8,629	
June	8,629	

QUALITY

	Quantity	Base Number	Contract	AT	Region	England
% of FP17s for the same patient ID Re-attending within 3 months - Children	60	861	7.0%	10.2%	11.8%	11.8%
% of FP17s for the same patient ID Re-attending within 3 months - Adults	365	2,633	13.9%	15.7%	16.7%	15.6%
% of FP17s for the same patient ID Re-attending between 3 & 9 months - Children	635	861	73.8%	48.3%	48.6%	58.8%
% of FP17s for the same patient ID Re-attending between 3 & 9 months - Adults	1,615	2,633	61.3%	38.5%	39.1%	51.0%
% of FP17s for Band 1 Urgent Courses	119	3,436	3.5%	11.0%	10.6%	9.0%
% of FP17s Relating to Free Repair or Replacements	34	3,436	1.0%	0.5%	0.5%	0.8%
% of FP17s Relating to Continuations	21	3,436	0.6%	0.5%	0.7%	0.9%
% of Patients satisfied with the dentistry they have received	0	0	N/A	87.7%	90.2%	93.2%
% of Patients satisfied with the time they had to wait for an appointment	0	0	N/A	85.7%	85.0%	88.3%

* This is based on patients treated on this contract for their most recent course of treatment. Figures in italics indicate the base number of FP17s or Patient Questionnaire responses are less than 100. N/A is shown where the base number of responses is less than 10 during the period. % is calculated as Quantity/Base number*100

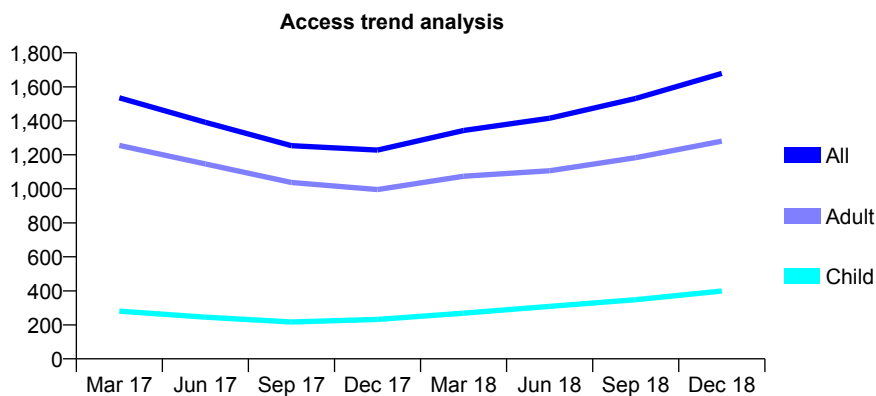
Q62 - Vital Signs At a Glance Contract Report for 642991/0001 - December 2018

Name or company name	Mr A Becker & Mr K Dhir
Contract type name	GDS Contract
Purpose of contract	General
Contract start date	01/04/2006
Contract end date	

18/19 Contracted general activity (UDA)	6,161
Carry forward general activity (UDA)	0
18/19 Contracted orthodontic activity (UOA)	0
Carry forward orthodontic activity (UOA)	0
Baseline contract value	£204,483.66

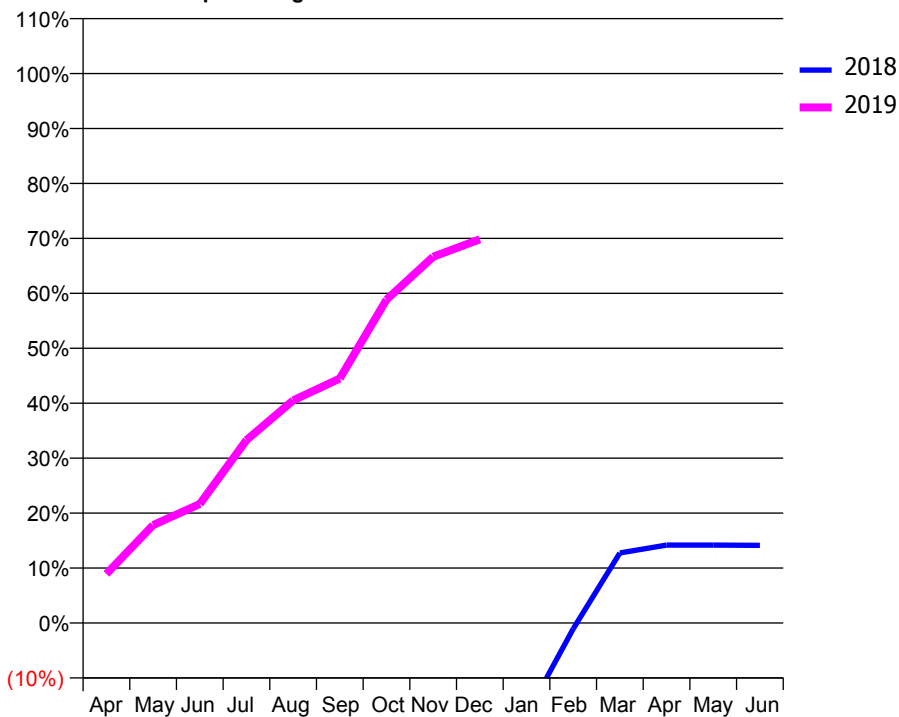
ACCESS*

Patients seen in 24 months	Total	Change since previous quarter
Quarter ending December 2017	1,228	
Quarter ending March 2018	1,343	↑
Quarter ending June 2018	1,415	↑
Quarter ending September 2018	1,531	↑
Quarter ending December 2018	1,679	↑
Variance since December 2017	36.7%	↑



ACTIVITY

Cumulative percentage of contracted UDA delivered 2018 & 2019



Month	Adjusted Scheduled Activity (UDA)	
	2018	2019
April	-2,257	551
May	-2,154	1,098
June	-2,124	1,335
July	-2,089	2,051
August	-2,086	2,496
September	-2,086	2,741
October	-2,086	3,625
November	-2,083	4,106
December	-1,990	4,301
January	-800	
February	-51	
March	610	
April	679	
May	679	
June	676	

QUALITY

	Quantity	Base Number	Contract	AT	Region	England
% of FP17s for the same patient ID Re-attending within 3 months - Children	6	365	1.6%	10.2%	11.8%	11.8%
% of FP17s for the same patient ID Re-attending within 3 months - Adults	39	1,135	3.4%	15.7%	16.7%	15.6%
% of FP17s for the same patient ID Re-attending between 3 & 9 months - Children	101	365	27.7%	48.3%	48.6%	58.8%
% of FP17s for the same patient ID Re-attending between 3 & 9 months - Adults	374	1,135	33.0%	38.5%	39.1%	51.0%
% of FP17s for Band 1 Urgent Courses	37	1,474	2.5%	11.0%	10.6%	9.0%
% of FP17s Relating to Free Repair or Replacements	0	1,474	0.0%	0.5%	0.5%	0.8%
% of FP17s Relating to Continuations	0	1,474	0.0%	0.5%	0.7%	0.9%
% of Patients satisfied with the dentistry they have received	1	1	N/A	87.7%	90.2%	93.2%
% of Patients satisfied with the time they had to wait for an appointment	1	1	N/A	85.7%	85.0%	88.3%

* This is based on patients treated on this contract for their most recent course of treatment. Figures in italics indicate the base number of FP17s or Patient Questionnaire responses are less than 100. N/A is shown where the base number of responses is less than 10 during the period. % is calculated as Quantity/Base number*100

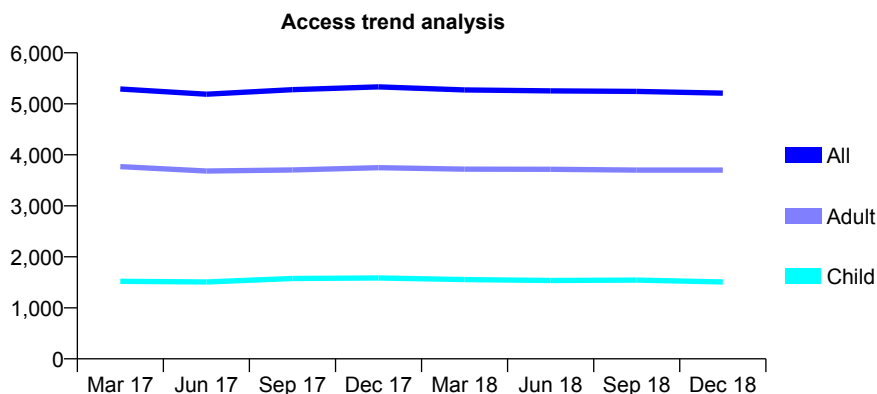
Q62 - Vital Signs At a Glance Contract Report for 651648/0001 - December 2018

Name or company name	MRS JV PATEL
Contract type name	GDS Contract
Purpose of contract	General
Contract start date	01/04/2006
Contract end date	

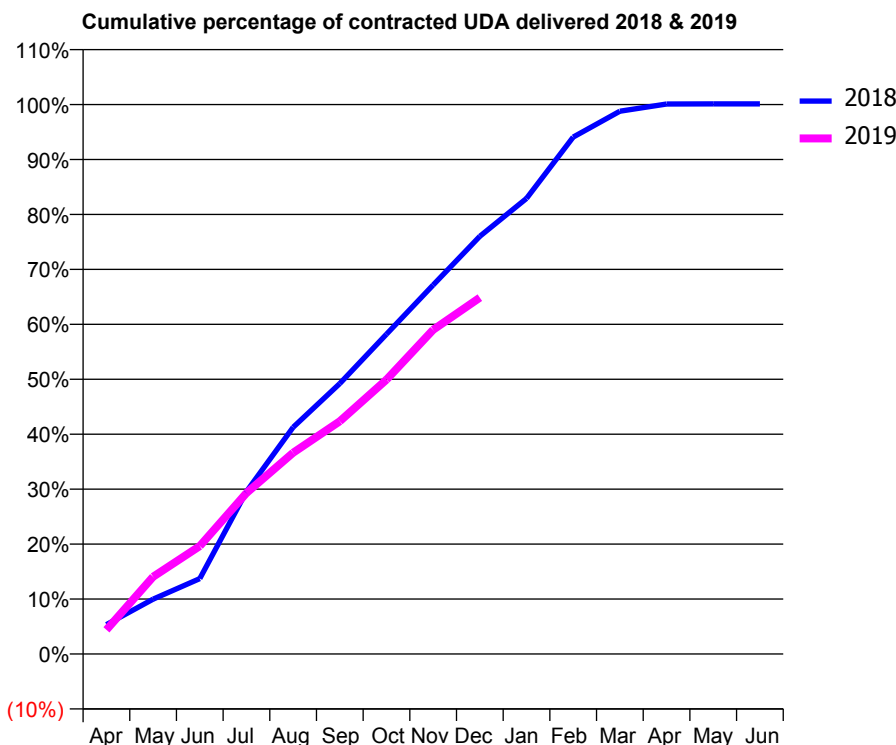
18/19 Contracted general activity (UDA)	10,583
Carry forward general activity (UDA)	-12
18/19 Contracted orthodontic activity (UOA)	0
Carry forward orthodontic activity (UOA)	0
Baseline contract value	£256,008.64

ACCESS*

Patients seen in 24 months	Total	Change since previous quarter
Quarter ending December 2017	5,333	
Quarter ending March 2018	5,273	↓
Quarter ending June 2018	5,253	→
Quarter ending September 2018	5,244	→
Quarter ending December 2018	5,208	→
Variance since December 2017	(2.3%)	↓



ACTIVITY



Month	Adjusted Scheduled Activity (UDA)	
	2018	2019
April	567	467
May	1,057	1,487
June	1,452	2,078
July	3,130	3,100
August	4,368	3,878
September	5,210	4,484
October	6,159	5,284
November	7,109	6,245
December	8,044	6,864
January	8,774	
February	9,956	
March	10,454	
April	10,593	
May	10,595	
June	10,595	

QUALITY

	Quantity	Base Number	Contract	AT	Region	England
% of FP17s for the same patient ID Re-attending within 3 months - Children	122	1,518	8.0%	10.2%	11.8%	11.8%
% of FP17s for the same patient ID Re-attending within 3 months - Adults	258	2,688	9.6%	15.7%	16.7%	15.6%
% of FP17s for the same patient ID Re-attending between 3 & 9 months - Children	788	1,518	51.9%	48.3%	48.6%	58.8%
% of FP17s for the same patient ID Re-attending between 3 & 9 months - Adults	989	2,688	36.8%	38.5%	39.1%	51.0%
% of FP17s for Band 1 Urgent Courses	410	4,134	9.9%	11.0%	10.6%	9.0%
% of FP17s Relating to Free Repair or Replacements	4	4,134	0.1%	0.5%	0.5%	0.8%
% of FP17s Relating to Continuations	1	4,134	0.0%	0.5%	0.7%	0.9%
% of Patients satisfied with the dentistry they have received	0	0	N/A	87.7%	90.2%	93.2%
% of Patients satisfied with the time they had to wait for an appointment	0	0	N/A	85.7%	85.0%	88.3%

* This is based on patients treated on this contract for their most recent course of treatment. Figures in italics indicate the base number of FP17s or Patient Questionnaire responses are less than 100. N/A is shown where the base number of responses is less than 10 during the period. % is calculated as Quantity/Base number*100

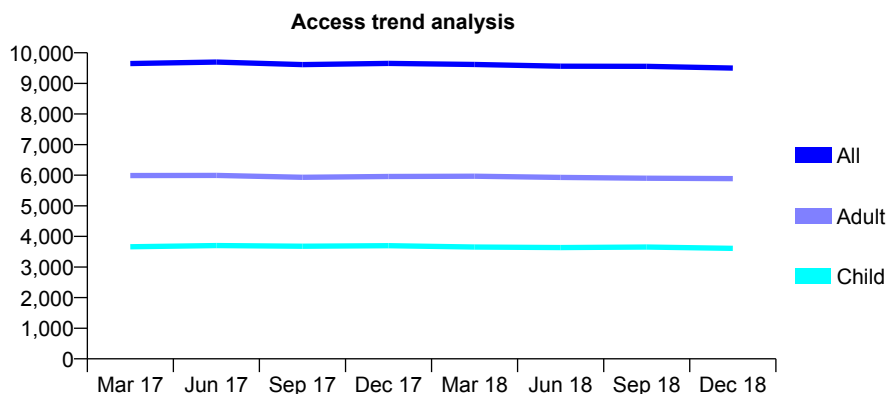
Q62 - Vital Signs At a Glance Contract Report for 653233/0001 - December 2018

Name or company name	Gadhri, Campbell-Barr and Pathmanyagam
Contract type name	GDS Contract
Purpose of contract	General
Contract start date	01/04/2006
Contract end date	

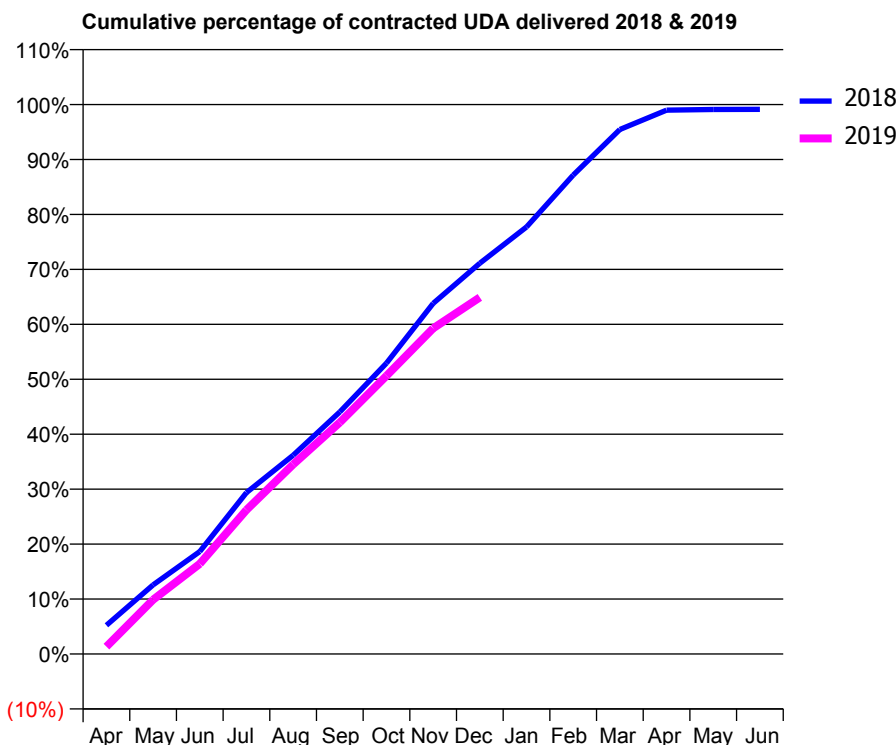
18/19 Contracted general activity (UDA)	23,558
Carry forward general activity (UDA)	208
18/19 Contracted orthodontic activity (UOA)	0
Carry forward orthodontic activity (UOA)	0
Baseline contract value	£684,351.84

ACCESS*

Patients seen in 24 months	Total	Change since previous quarter
Quarter ending December 2017	9,653	
Quarter ending March 2018	9,620	→
Quarter ending June 2018	9,563	→
Quarter ending September 2018	9,556	→
Quarter ending December 2018	9,502	→
Variance since December 2017	(1.6%)	↓



ACTIVITY



Month	Adjusted Scheduled Activity (UDA)	
	2018	2019
April	1,234	319
May	2,961	2,329
June	4,395	3,869
July	6,922	6,176
August	8,519	8,129
September	10,379	9,925
October	12,472	11,926
November	15,032	13,964
December	16,752	15,288
January	18,306	
February	20,531	
March	22,484	
April	23,317	
May	23,347	
June	23,350	

QUALITY

	Quantity	Base Number	Contract	AT	Region	England
% of FP17s for the same patient ID Re-attending within 3 months - Children	204	2,946	6.9%	10.2%	11.8%	11.8%
% of FP17s for the same patient ID Re-attending within 3 months - Adults	633	4,285	14.8%	15.7%	16.7%	15.6%
% of FP17s for the same patient ID Re-attending between 3 & 9 months - Children	1,056	2,946	35.8%	48.3%	48.6%	58.8%
% of FP17s for the same patient ID Re-attending between 3 & 9 months - Adults	1,253	4,285	29.2%	38.5%	39.1%	51.0%
% of FP17s for Band 1 Urgent Courses	612	6,432	9.5%	11.0%	10.6%	9.0%
% of FP17s Relating to Free Repair or Replacements	37	6,432	0.6%	0.5%	0.5%	0.8%
% of FP17s Relating to Continuations	131	6,432	2.0%	0.5%	0.7%	0.9%
% of Patients satisfied with the dentistry they have received	3	3	N/A	87.7%	90.2%	93.2%
% of Patients satisfied with the time they had to wait for an appointment	2	3	N/A	85.7%	85.0%	88.3%

* This is based on patients treated on this contract for their most recent course of treatment. Figures in italics indicate the base number of FP17s or Patient Questionnaire responses are less than 100. N/A is shown where the base number of responses is less than 10 during the period. % is calculated as Quantity/Base number*100

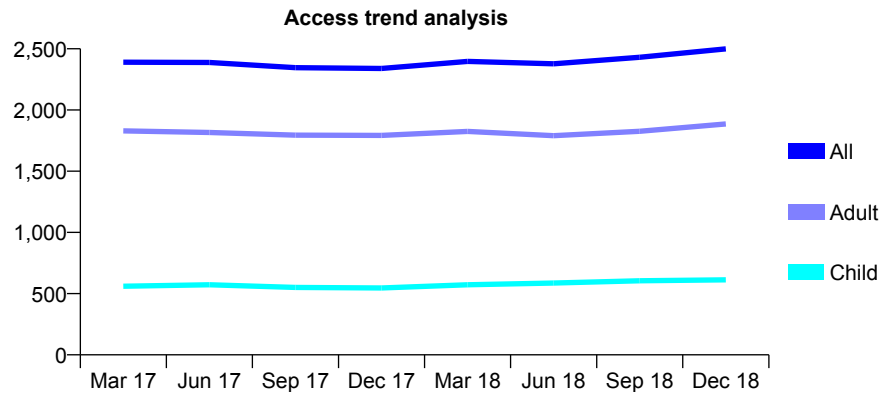
Q62 - Vital Signs At a Glance Contract Report for 657433/0002 - December 2018

Name or company name	MR P KUMAR
Contract type name	GDS Contract
Purpose of contract	General
Contract start date	01/04/2011
Contract end date	

18/19 Contracted general activity (UDA)	5,191
Carry forward general activity (UDA)	-104
18/19 Contracted orthodontic activity (UOA)	0
Carry forward orthodontic activity (UOA)	0
Baseline contract value	£205,055.07

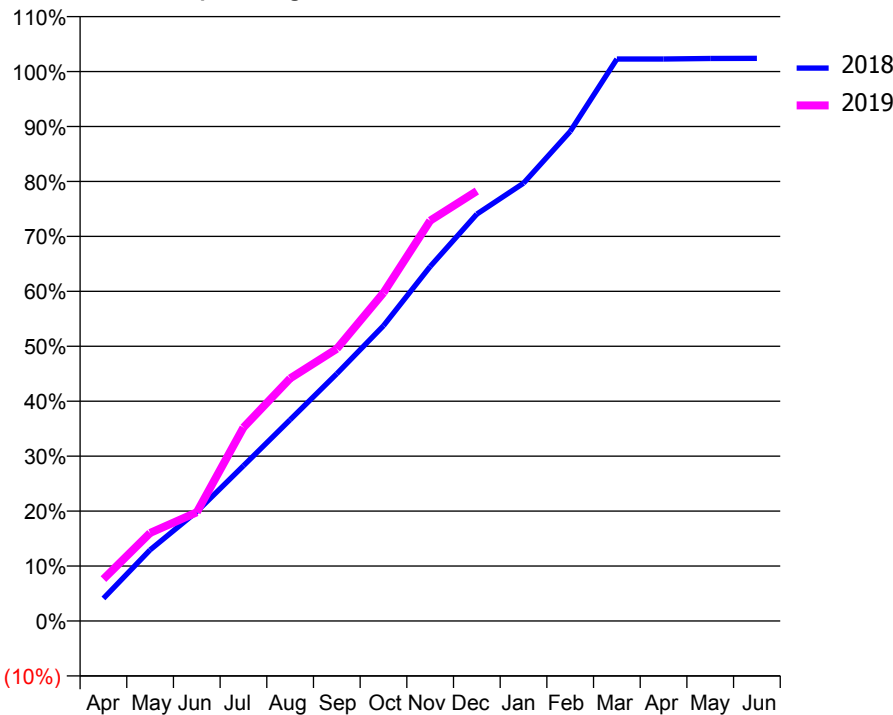
ACCESS*

Patients seen in 24 months	Total	Change since previous quarter
Quarter ending December 2017	2,339	
Quarter ending March 2018	2,397	↑
Quarter ending June 2018	2,377	→
Quarter ending September 2018	2,431	↑
Quarter ending December 2018	2,499	↑
Variance since December 2017	6.8%	↑



ACTIVITY

Cumulative percentage of contracted UDA delivered 2018 & 2019



Month	Adjusted Scheduled Activity (UDA)	
	2018	2019
April	213	397
May	672	832
June	1,033	1,027
July	1,466	1,828
August	1,901	2,292
September	2,336	2,572
October	2,789	3,101
November	3,349	3,782
December	3,844	4,062
January	4,137	
February	4,625	
March	5,309	
April	5,309	
May	5,314	
June	5,315	

QUALITY

	Quantity	Base Number	Contract	AT	Region	England
% of FP17s for the same patient ID Re-attending within 3 months - Children	43	487	8.8%	10.2%	11.8%	11.8%
% of FP17s for the same patient ID Re-attending within 3 months - Adults	153	1,240	12.3%	15.7%	16.7%	15.6%
% of FP17s for the same patient ID Re-attending between 3 & 9 months - Children	151	487	31.0%	48.3%	48.6%	58.8%
% of FP17s for the same patient ID Re-attending between 3 & 9 months - Adults	288	1,240	23.2%	38.5%	39.1%	51.0%
% of FP17s for Band 1 Urgent Courses	119	1,300	9.2%	11.0%	10.6%	9.0%
% of FP17s Relating to Free Repair or Replacements	11	1,300	0.8%	0.5%	0.5%	0.8%
% of FP17s Relating to Continuations	19	1,300	1.5%	0.5%	0.7%	0.9%
% of Patients satisfied with the dentistry they have received	1	1	N/A	87.7%	90.2%	93.2%
% of Patients satisfied with the time they had to wait for an appointment	1	1	N/A	85.7%	85.0%	88.3%

* This is based on patients treated on this contract for their most recent course of treatment. Figures in italics indicate the base number of FP17s or Patient Questionnaire responses are less than 100. N/A is shown where the base number of responses is less than 10 during the period. % is calculated as Quantity/Base number*100

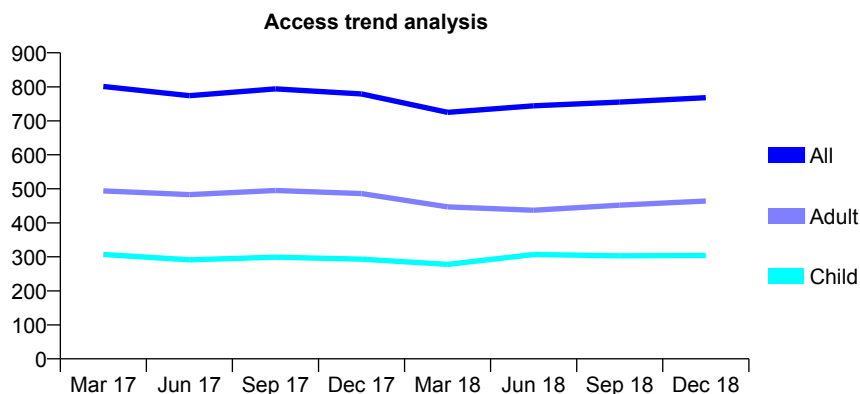
Q62 - Vital Signs At a Glance Contract Report for 660108/0001 - December 2018

Name or company name	MR DS SOHAL
Contract type name	GDS Contract
Purpose of contract	General
Contract start date	01/04/2006
Contract end date	

18/19 Contracted general activity (UDA)	2,097
Carry forward general activity (UDA)	8
18/19 Contracted orthodontic activity (UOA)	0
Carry forward orthodontic activity (UOA)	0
Baseline contract value	£52,283.87

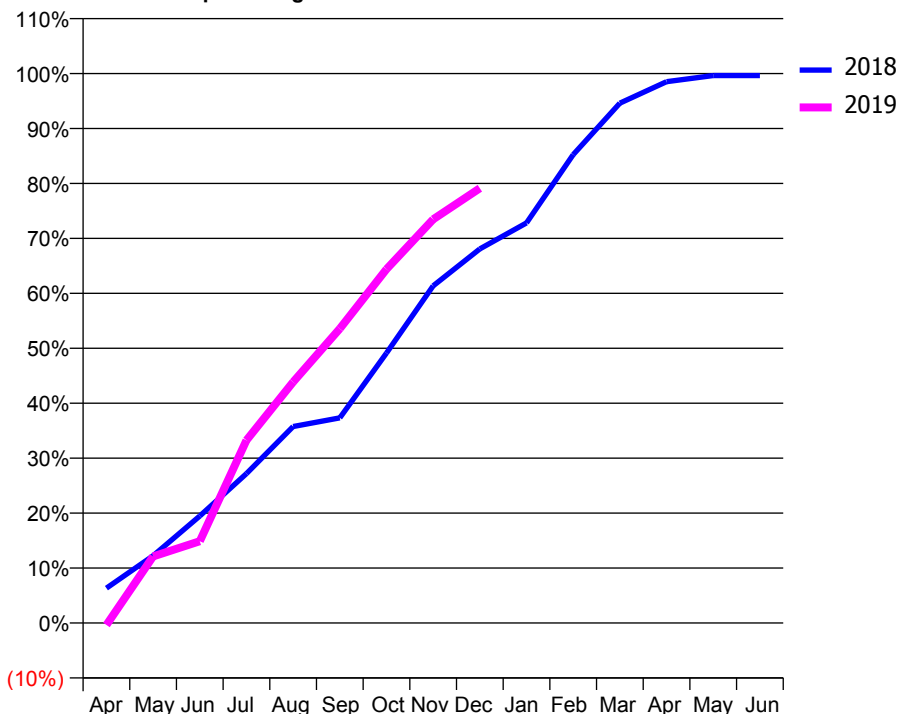
ACCESS*

Patients seen in 24 months	Total	Change since previous quarter
Quarter ending December 2017	779	
Quarter ending March 2018	725	↓
Quarter ending June 2018	744	↑
Quarter ending September 2018	755	→
Quarter ending December 2018	768	→
Variance since December 2017	(1.4%)	↓



ACTIVITY

Cumulative percentage of contracted UDA delivered 2018 & 2019



Month	Adjusted Scheduled Activity (UDA)	
	2018	2019
April	133	-8
May	257	254
June	408	312
July	570	697
August	750	920
September	783	1,123
October	1,030	1,350
November	1,287	1,541
December	1,428	1,659
January	1,527	
February	1,788	
March	1,984	
April	2,066	
May	2,089	
June	2,089	

QUALITY

	Quantity	Base Number	Contract	AT	Region	England
% of FP17s for the same patient ID Re-attending within 3 months - Children	21	272	7.7%	10.2%	11.8%	11.8%
% of FP17s for the same patient ID Re-attending within 3 months - Adults	56	367	15.3%	15.7%	16.7%	15.6%
% of FP17s for the same patient ID Re-attending between 3 & 9 months - Children	101	272	37.1%	48.3%	48.6%	58.8%
% of FP17s for the same patient ID Re-attending between 3 & 9 months - Adults	112	367	30.5%	38.5%	39.1%	51.0%
% of FP17s for Band 1 Urgent Courses	62	594	10.4%	11.0%	10.6%	9.0%
% of FP17s Relating to Free Repair or Replacements	6	594	1.0%	0.5%	0.5%	0.8%
% of FP17s Relating to Continuations	0	594	0.0%	0.5%	0.7%	0.9%
% of Patients satisfied with the dentistry they have received	0	0	N/A	87.7%	90.2%	93.2%
% of Patients satisfied with the time they had to wait for an appointment	0	0	N/A	85.7%	85.0%	88.3%

* This is based on patients treated on this contract for their most recent course of treatment. Figures in italics indicate the base number of FP17s or Patient Questionnaire responses are less than 100. N/A is shown where the base number of responses is less than 10 during the period. % is calculated as Quantity/Base number*100

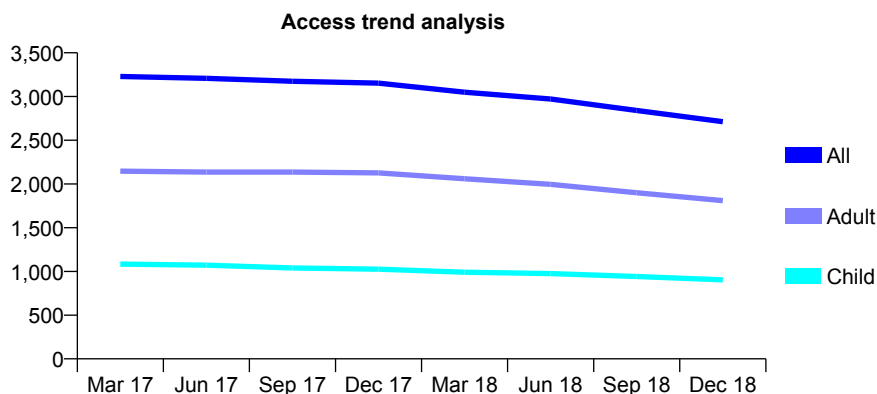
Q62 - Vital Signs At a Glance Contract Report for 660175/0001 - December 2018

Name or company name	MR F KHOURY
Contract type name	GDS Contract
Purpose of contract	General
Contract start date	01/04/2006
Contract end date	

18/19 Contracted general activity (UDA)	10,063
Carry forward general activity (UDA)	-181
18/19 Contracted orthodontic activity (UOA)	0
Carry forward orthodontic activity (UOA)	0
Baseline contract value	£282,408.20

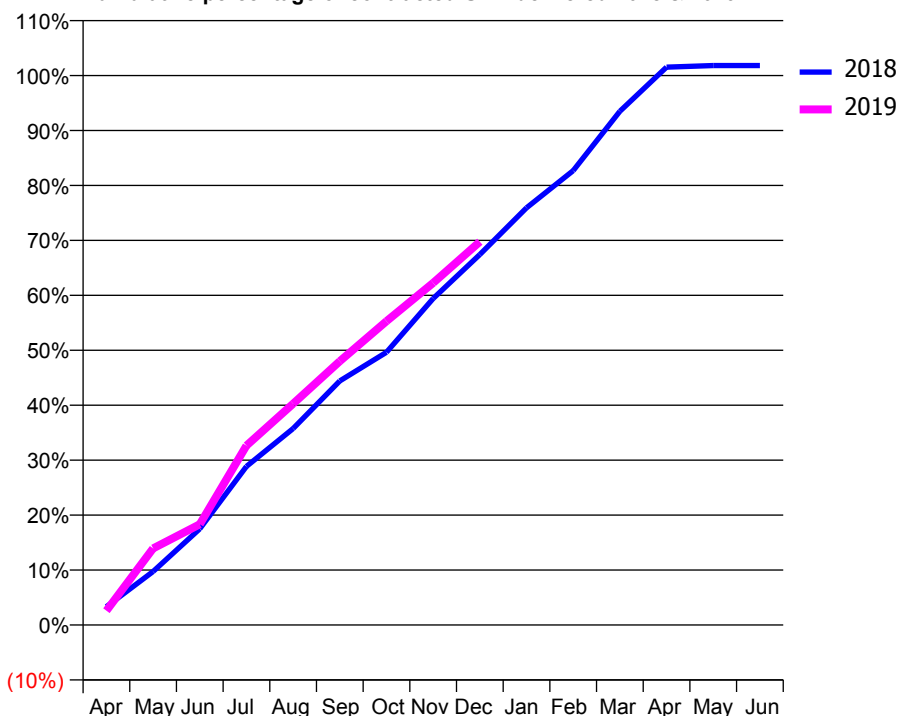
ACCESS*

Patients seen in 24 months	Total	Change since previous quarter
Quarter ending December 2017	3,153	
Quarter ending March 2018	3,050	↓
Quarter ending June 2018	2,971	↓
Quarter ending September 2018	2,841	↓
Quarter ending December 2018	2,713	↓
Variance since December 2017	(14.0%)	↓



ACTIVITY

Cumulative percentage of contracted UDA delivered 2018 & 2019



Month	Adjusted Scheduled Activity (UDA)	
	2018	2019
April	335	263
May	981	1,403
June	1,762	1,846
July	2,904	3,285
August	3,597	4,052
September	4,470	4,832
October	4,995	5,563
November	5,980	6,264
December	6,784	7,020
January	7,640	
February	8,320	
March	9,408	
April	10,216	
May	10,244	
June	10,244	

QUALITY

	Quantity	Base Number	Contract	AT	Region	England
% of FP17s for the same patient ID Re-attending within 3 months - Children	35	582	6.0%	10.2%	11.8%	11.8%
% of FP17s for the same patient ID Re-attending within 3 months - Adults	188	1,266	14.8%	15.7%	16.7%	15.6%
% of FP17s for the same patient ID Re-attending between 3 & 9 months - Children	126	582	21.6%	48.3%	48.6%	58.8%
% of FP17s for the same patient ID Re-attending between 3 & 9 months - Adults	369	1,266	29.1%	38.5%	39.1%	51.0%
% of FP17s for Band 1 Urgent Courses	244	1,670	14.6%	11.0%	10.6%	9.0%
% of FP17s Relating to Free Repair or Replacements	1	1,670	0.1%	0.5%	0.5%	0.8%
% of FP17s Relating to Continuations	14	1,670	0.8%	0.5%	0.7%	0.9%
% of Patients satisfied with the dentistry they have received	1	1	N/A	87.7%	90.2%	93.2%
% of Patients satisfied with the time they had to wait for an appointment	1	1	N/A	85.7%	85.0%	88.3%

* This is based on patients treated on this contract for their most recent course of treatment. Figures in italics indicate the base number of FP17s or Patient Questionnaire responses are less than 100. N/A is shown where the base number of responses is less than 10 during the period. % is calculated as Quantity/Base number*100

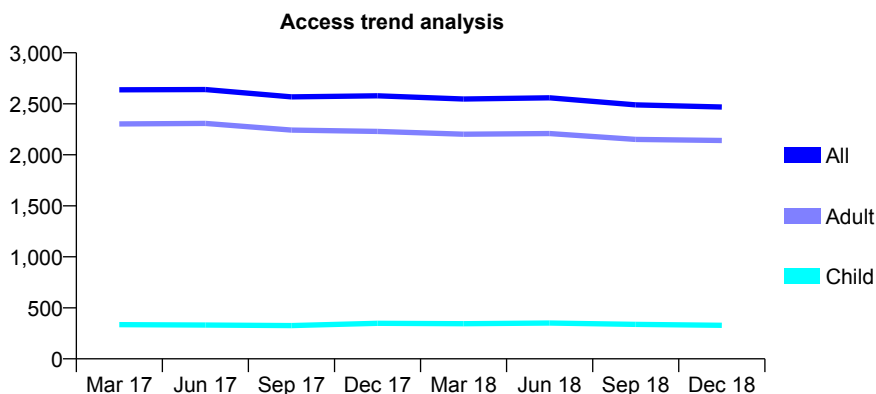
Q62 - Vital Signs At a Glance Contract Report for 660493/0001 - December 2018

Name or company name	MR AD DE LA VALETTE
Contract type name	GDS Contract
Purpose of contract	General
Contract start date	01/04/2006
Contract end date	

18/19 Contracted general activity (UDA)	15,171
Carry forward general activity (UDA)	-303
18/19 Contracted orthodontic activity (UOA)	0
Carry forward orthodontic activity (UOA)	0
Baseline contract value	£534,320.08

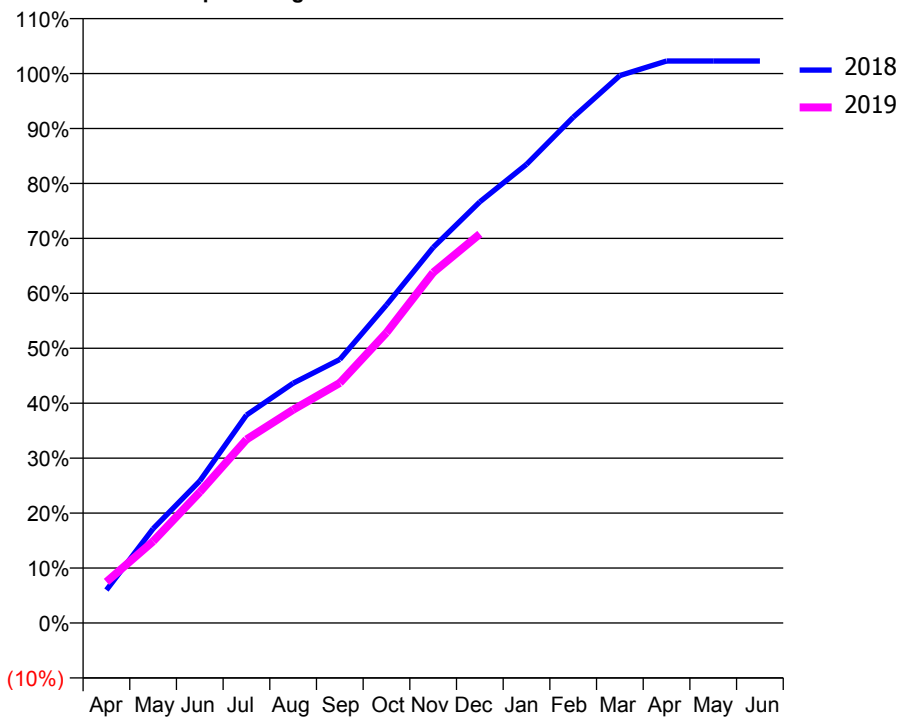
ACCESS*

Patients seen in 24 months	Total	Change since previous quarter
Quarter ending December 2017	2,578	
Quarter ending March 2018	2,547	↓
Quarter ending June 2018	2,559	→
Quarter ending September 2018	2,489	↓
Quarter ending December 2018	2,469	→
Variance since December 2017	(4.2%)	↓



ACTIVITY

Cumulative percentage of contracted UDA delivered 2018 & 2019



Month	Adjusted Scheduled Activity (UDA)	
	2018	2019
April	910	1,135
May	2,606	2,255
June	3,921	3,613
July	5,742	5,069
August	6,622	5,890
September	7,275	6,627
October	8,784	8,015
November	10,369	9,676
December	11,629	10,740
January	12,663	
February	13,962	
March	15,116	
April	15,517	
May	15,517	
June	15,515	

QUALITY

	Quantity	Base Number	Contract	AT	Region	England
% of FP17s for the same patient ID Re-attending within 3 months - Children	12	231	5.2%	10.2%	11.8%	11.8%
% of FP17s for the same patient ID Re-attending within 3 months - Adults	176	1,391	12.7%	15.7%	16.7%	15.6%
% of FP17s for the same patient ID Re-attending between 3 & 9 months - Children	92	231	39.8%	48.3%	48.6%	58.8%
% of FP17s for the same patient ID Re-attending between 3 & 9 months - Adults	459	1,391	33.0%	38.5%	39.1%	51.0%
% of FP17s for Band 1 Urgent Courses	91	1,553	5.9%	11.0%	10.6%	9.0%
% of FP17s Relating to Free Repair or Replacements	25	1,553	1.6%	0.5%	0.5%	0.8%
% of FP17s Relating to Continuations	3	1,553	0.2%	0.5%	0.7%	0.9%
% of Patients satisfied with the dentistry they have received	0	0	N/A	87.7%	90.2%	93.2%
% of Patients satisfied with the time they had to wait for an appointment	0	0	N/A	85.7%	85.0%	88.3%

* This is based on patients treated on this contract for their most recent course of treatment. Figures in italics indicate the base number of FP17s or Patient Questionnaire responses are less than 100. N/A is shown where the base number of responses is less than 10 during the period. % is calculated as Quantity/Base number*100

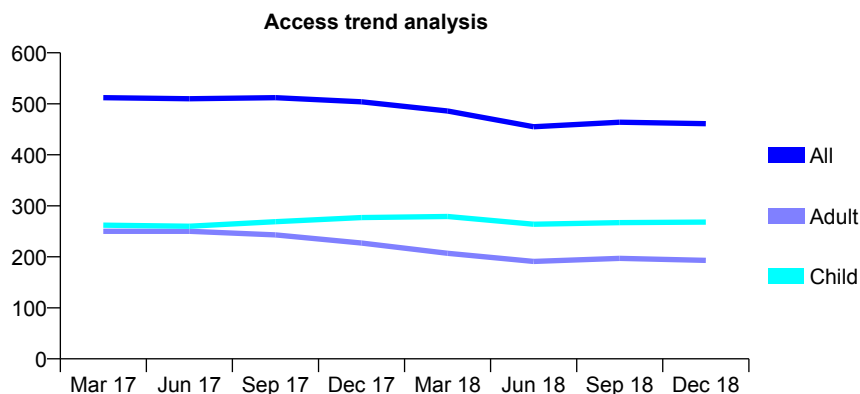
Q62 - Vital Signs At a Glance Contract Report for 661651/0001 - December 2018

Name or company name	MR I RAI
Contract type name	GDS Contract
Purpose of contract	General
Contract start date	01/04/2014
Contract end date	

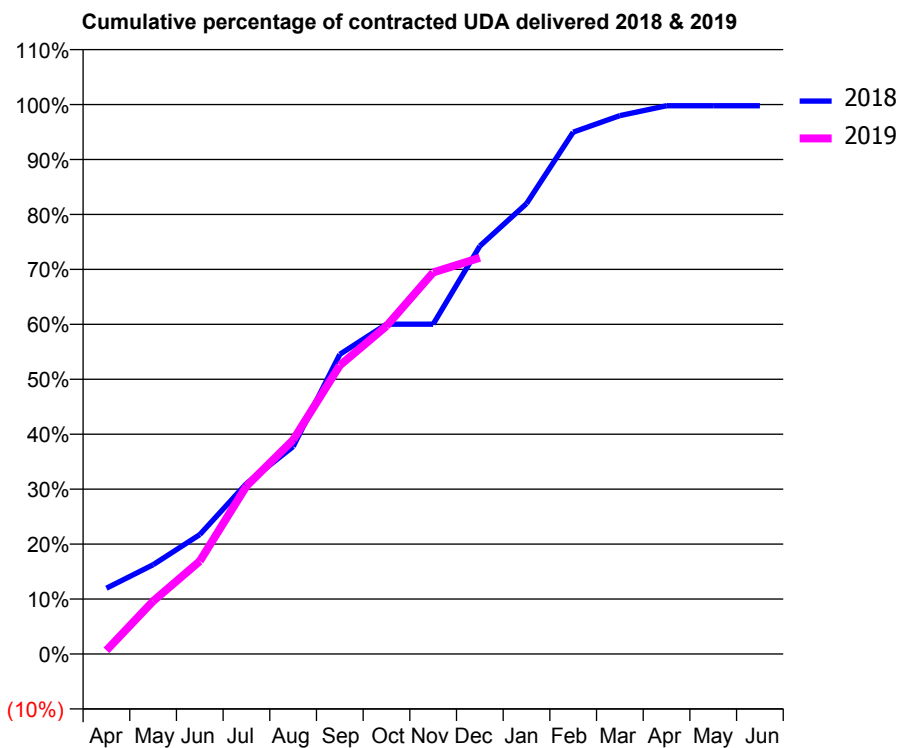
18/19 Contracted general activity (UDA)	893
Carry forward general activity (UDA)	2
18/19 Contracted orthodontic activity (UOA)	0
Carry forward orthodontic activity (UOA)	0
Baseline contract value	£22,127.46

ACCESS*

Patients seen in 24 months	Total	Change since previous quarter
Quarter ending December 2017	504	
Quarter ending March 2018	486	↓
Quarter ending June 2018	455	↓
Quarter ending September 2018	464	→
Quarter ending December 2018	461	→
Variance since December 2017	(8.5%)	↓



ACTIVITY



Month	Adjusted Scheduled Activity (UDA)	
	2018	2019
April	107	6
May	145	86
June	194	151
July	277	273
August	337	348
September	487	469
October	536	533
November	536	620
December	663	644
January	732	
February	848	
March	875	
April	891	
May	891	
June	891	

QUALITY

	Quantity	Base Number	Contract	AT	Region	England
% of FP17s for the same patient ID Re-attending within 3 months - Children	7	236	3.0%	10.2%	11.8%	11.8%
% of FP17s for the same patient ID Re-attending within 3 months - Adults	3	89	3.4%	15.7%	16.7%	15.6%
% of FP17s for the same patient ID Re-attending between 3 & 9 months - Children	106	236	44.9%	48.3%	48.6%	58.8%
% of FP17s for the same patient ID Re-attending between 3 & 9 months - Adults	20	89	22.5%	38.5%	39.1%	51.0%
% of FP17s for Band 1 Urgent Courses	0	315	0.0%	11.0%	10.6%	9.0%
% of FP17s Relating to Free Repair or Replacements	0	315	0.0%	0.5%	0.5%	0.8%
% of FP17s Relating to Continuations	3	315	1.0%	0.5%	0.7%	0.9%
% of Patients satisfied with the dentistry they have received	0	0	N/A	87.7%	90.2%	93.2%
% of Patients satisfied with the time they had to wait for an appointment	0	0	N/A	85.7%	85.0%	88.3%

* This is based on patients treated on this contract for their most recent course of treatment. Figures in italics indicate the base number of FP17s or Patient Questionnaire responses are less than 100. N/A is shown where the base number of responses is less than 10 during the period. % is calculated as Quantity/Base number*100

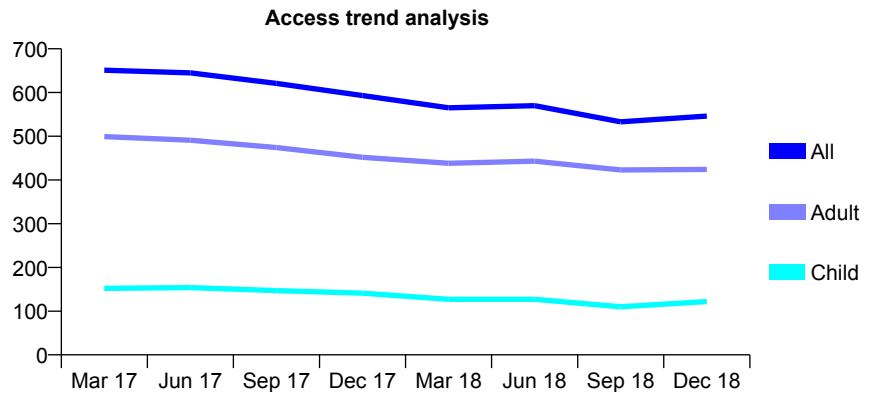
Q62 - Vital Signs At a Glance Contract Report for 675237/0001 - December 2018

Name or company name	MR M FARHANG HAERI
Contract type name	GDS Contract
Purpose of contract	General
Contract start date	01/04/2006
Contract end date	

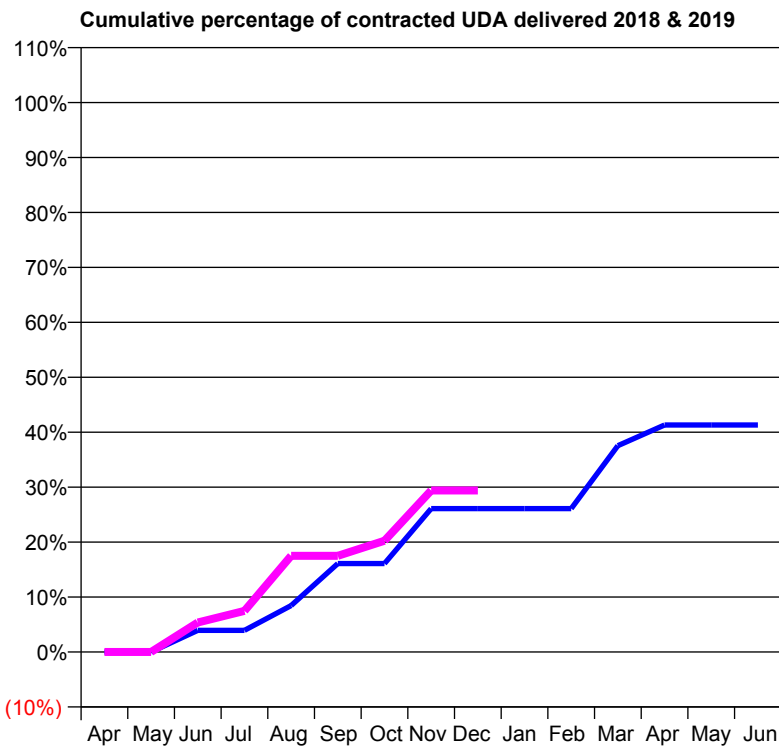
18/19 Contracted general activity (UDA)	2,365
Carry forward general activity (UDA)	0
18/19 Contracted orthodontic activity (UOA)	0
Carry forward orthodontic activity (UOA)	0
Baseline contract value	£69,385.01

ACCESS*

Patients seen in 24 months	Total	Change since previous quarter
Quarter ending December 2017	593	
Quarter ending March 2018	565	↓
Quarter ending June 2018	570	→
Quarter ending September 2018	533	↓
Quarter ending December 2018	546	↑
Variance since December 2017	(7.9%)	↓



ACTIVITY



Month	Adjusted Scheduled Activity (UDA)	
	2018	2019
April	0	0
May	0	0
June	93	127
July	93	177
August	200	414
September	381	414
October	381	479
November	617	695
December	617	695
January	617	
February	617	
March	888	
April	977	
May	977	
June	977	

QUALITY

	Quantity	Base Number	Contract	AT	Region	England
% of FP17s for the same patient ID Re-attending within 3 months - Children	0	73	0.0%	10.2%	11.8%	11.8%
% of FP17s for the same patient ID Re-attending within 3 months - Adults	3	237	1.3%	15.7%	16.7%	15.6%
% of FP17s for the same patient ID Re-attending between 3 & 9 months - Children	21	73	28.8%	48.3%	48.6%	58.8%
% of FP17s for the same patient ID Re-attending between 3 & 9 months - Adults	59	237	24.9%	38.5%	39.1%	51.0%
% of FP17s for Band 1 Urgent Courses	1	273	0.4%	11.0%	10.6%	9.0%
% of FP17s Relating to Free Repair or Replacements	0	273	0.0%	0.5%	0.5%	0.8%
% of FP17s Relating to Continuations	0	273	0.0%	0.5%	0.7%	0.9%
% of Patients satisfied with the dentistry they have received	0	0	N/A	87.7%	90.2%	93.2%
% of Patients satisfied with the time they had to wait for an appointment	0	0	N/A	85.7%	85.0%	88.3%

* This is based on patients treated on this contract for their most recent course of treatment. Figures in italics indicate the base number of FP17s or Patient Questionnaire responses are less than 100. N/A is shown where the base number of responses is less than 10 during the period. % is calculated as Quantity/Base number*100

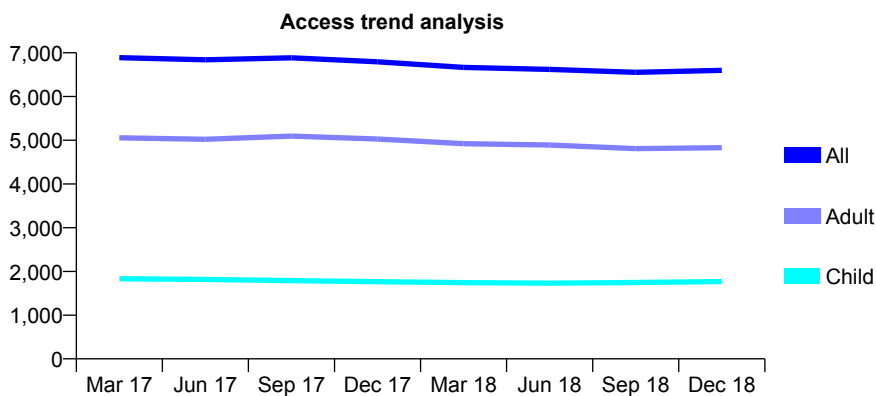
Q62 - Vital Signs At a Glance Contract Report for 676713/0001 - December 2018

Name or company name	MR K KAVIANI
Contract type name	GDS Contract
Purpose of contract	General
Contract start date	01/04/2006
Contract end date	

18/19 Contracted general activity (UDA)	17,508
Carry forward general activity (UDA)	-182
18/19 Contracted orthodontic activity (UOA)	0
Carry forward orthodontic activity (UOA)	0
Baseline contract value	£533,754.50

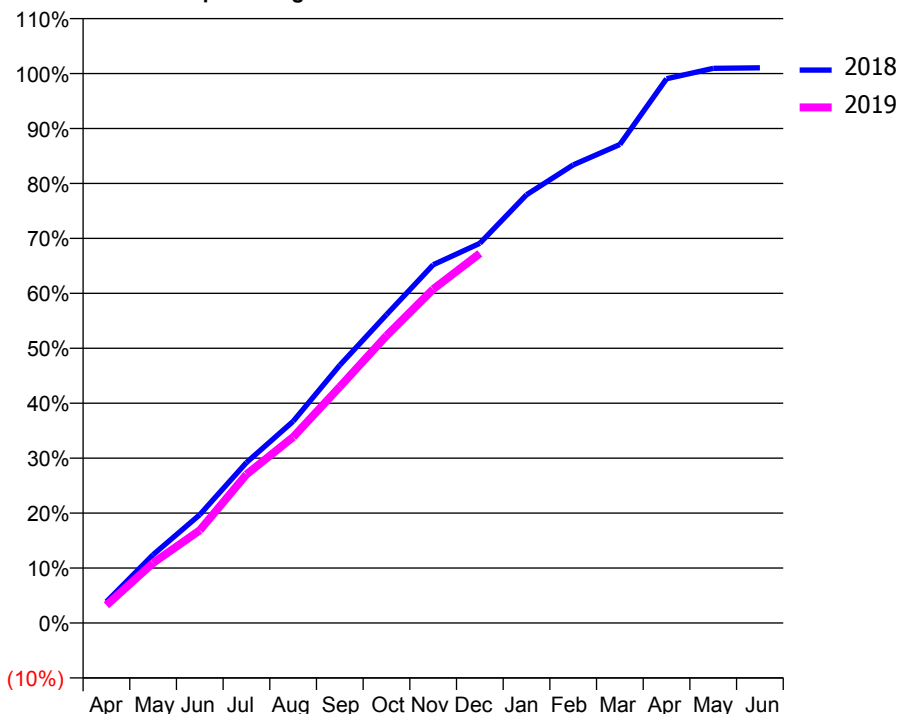
ACCESS*

Patients seen in 24 months	Total	Change since previous quarter
Quarter ending December 2017	6,794	
Quarter ending March 2018	6,666	↓
Quarter ending June 2018	6,620	→
Quarter ending September 2018	6,554	→
Quarter ending December 2018	6,600	→
Variance since December 2017	(2.9%)	↓



ACTIVITY

Cumulative percentage of contracted UDA delivered 2018 & 2019



Month	Adjusted Scheduled Activity (UDA)	
	2018	2019
April	678	569
May	2,178	1,914
June	3,451	2,957
July	5,113	4,735
August	6,425	5,923
September	8,214	7,526
October	9,825	9,156
November	11,412	10,637
December	12,099	11,777
January	13,643	
February	14,595	
March	15,247	
April	17,341	
May	17,671	
June	17,690	

QUALITY

	Quantity	Base Number	Contract	AT	Region	England
% of FP17s for the same patient ID Re-attending within 3 months - Children	116	1,468	7.9%	10.2%	11.8%	11.8%
% of FP17s for the same patient ID Re-attending within 3 months - Adults	867	4,177	20.8%	15.7%	16.7%	15.6%
% of FP17s for the same patient ID Re-attending between 3 & 9 months - Children	388	1,468	26.4%	48.3%	48.6%	58.8%
% of FP17s for the same patient ID Re-attending between 3 & 9 months - Adults	1,197	4,177	28.7%	38.5%	39.1%	51.0%
% of FP17s for Band 1 Urgent Courses	573	4,376	13.1%	11.0%	10.6%	9.0%
% of FP17s Relating to Free Repair or Replacements	130	4,376	3.0%	0.5%	0.5%	0.8%
% of FP17s Relating to Continuations	85	4,376	1.9%	0.5%	0.7%	0.9%
% of Patients satisfied with the dentistry they have received	2	2	N/A	87.7%	90.2%	93.2%
% of Patients satisfied with the time they had to wait for an appointment	2	2	N/A	85.7%	85.0%	88.3%

* This is based on patients treated on this contract for their most recent course of treatment. Figures in italics indicate the base number of FP17s or Patient Questionnaire responses are less than 100. N/A is shown where the base number of responses is less than 10 during the period. % is calculated as Quantity/Base number*100

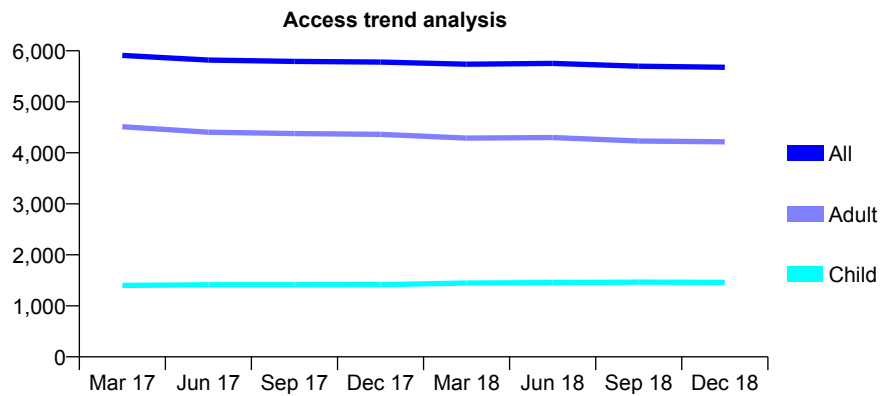
Q62 - Vital Signs At a Glance Contract Report for 676721/0001 - December 2018

Name or company name	MISS AM PATEL
Contract type name	GDS Contract
Purpose of contract	General
Contract start date	01/05/2008
Contract end date	

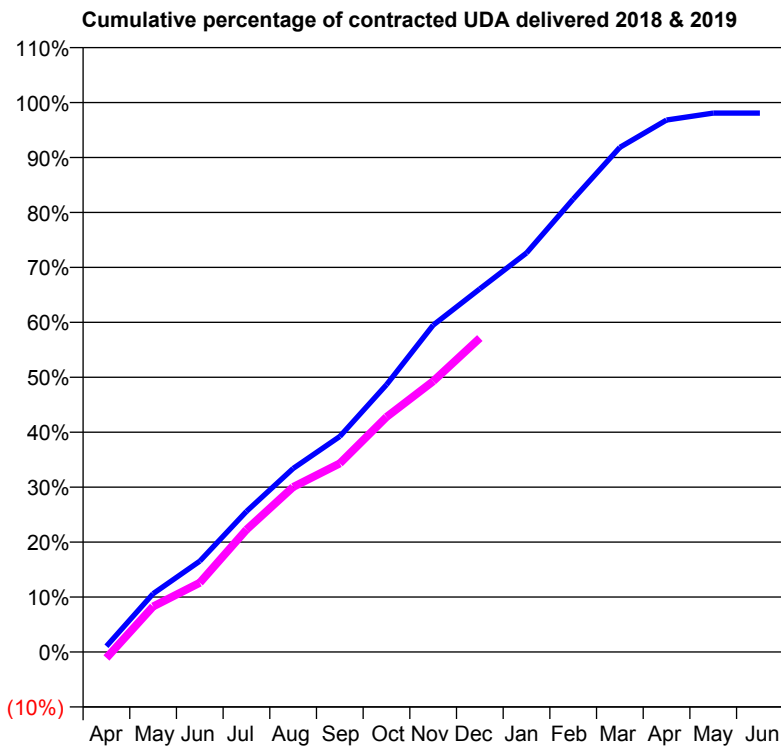
18/19 Contracted general activity (UDA)	19,880
Carry forward general activity (UDA)	385
18/19 Contracted orthodontic activity (UOA)	0
Carry forward orthodontic activity (UOA)	0
Baseline contract value	£618,447.20

ACCESS*

Patients seen in 24 months	Total	Change since previous quarter
Quarter ending December 2017	5,778	
Quarter ending March 2018	5,737	→
Quarter ending June 2018	5,753	→
Quarter ending September 2018	5,697	→
Quarter ending December 2018	5,676	→
Variance since December 2017	(1.8%)	↓



ACTIVITY



Month	Adjusted Scheduled Activity (UDA)	
	2018	2019
April	210	-218
May	2,110	1,646
June	3,289	2,506
July	5,089	4,425
August	6,642	5,972
September	7,799	6,822
October	9,668	8,504
November	11,828	9,795
December	13,138	11,357
January	14,438	
February	16,388	
March	18,257	
April	19,246	
May	19,495	
June	19,495	

QUALITY

	Quantity	Base Number	Contract	AT	Region	England
% of FP17s for the same patient ID Re-attending within 3 months - Children	72	1,113	6.5%	10.2%	11.8%	11.8%
% of FP17s for the same patient ID Re-attending within 3 months - Adults	439	3,294	13.3%	15.7%	16.7%	15.6%
% of FP17s for the same patient ID Re-attending between 3 & 9 months - Children	390	1,113	35.0%	48.3%	48.6%	58.8%
% of FP17s for the same patient ID Re-attending between 3 & 9 months - Adults	1,333	3,294	40.5%	38.5%	39.1%	51.0%
% of FP17s for Band 1 Urgent Courses	518	4,058	12.8%	11.0%	10.6%	9.0%
% of FP17s Relating to Free Repair or Replacements	10	4,058	0.2%	0.5%	0.5%	0.8%
% of FP17s Relating to Continuations	21	4,058	0.5%	0.5%	0.7%	0.9%
% of Patients satisfied with the dentistry they have received	3	3	N/A	87.7%	90.2%	93.2%
% of Patients satisfied with the time they had to wait for an appointment	3	3	N/A	85.7%	85.0%	88.3%

* This is based on patients treated on this contract for their most recent course of treatment. Figures in italics indicate the base number of FP17s or Patient Questionnaire responses are less than 100. N/A is shown where the base number of responses is less than 10 during the period. % is calculated as Quantity/Base number*100

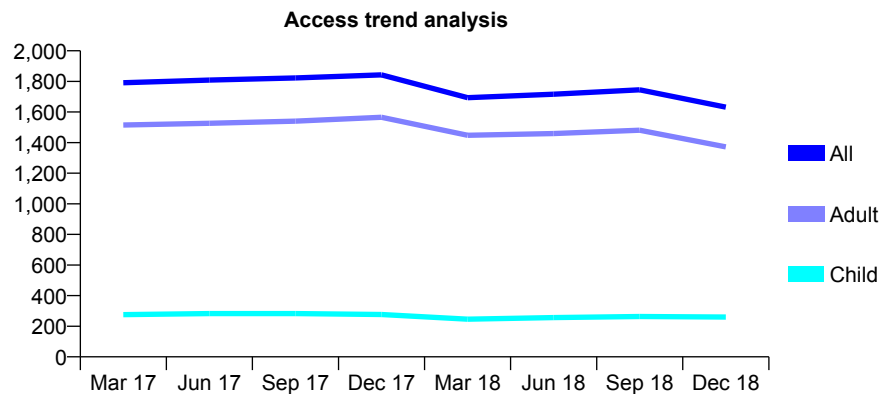
Q62 - Vital Signs At a Glance Contract Report for 677019/0001 - December 2018

Name or company name	Bhavish Thakrar and Jayesh Kotecha
Contract type name	GDS Contract
Purpose of contract	General
Contract start date	01/04/2006
Contract end date	

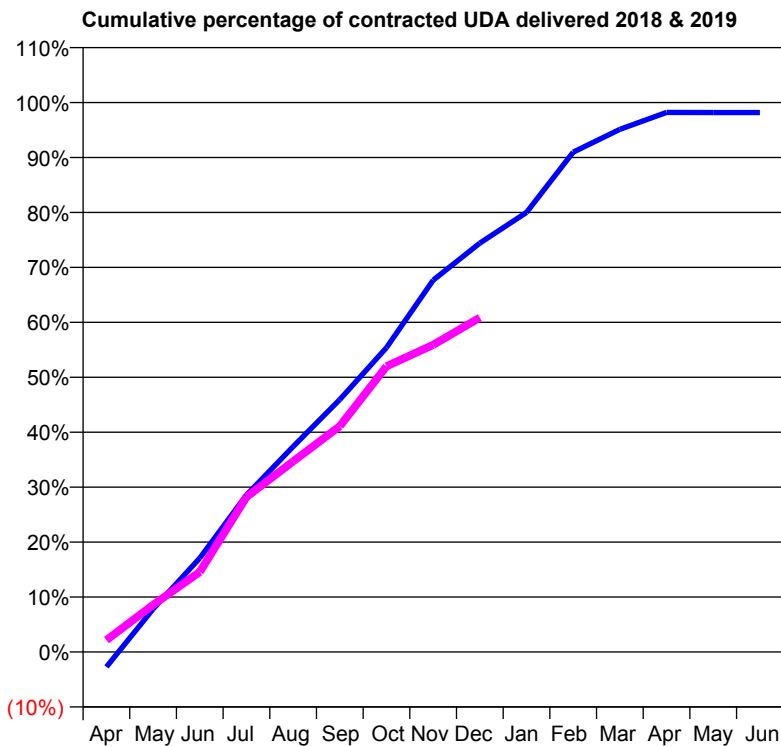
18/19 Contracted general activity (UDA)	6,359
Carry forward general activity (UDA)	116
18/19 Contracted orthodontic activity (UOA)	0
Carry forward orthodontic activity (UOA)	0
Baseline contract value	£228,873.46

ACCESS*

Patients seen in 24 months	Total	Change since previous quarter
Quarter ending December 2017	1,843	
Quarter ending March 2018	1,694	↓
Quarter ending June 2018	1,716	→
Quarter ending September 2018	1,745	→
Quarter ending December 2018	1,632	↓
Variance since December 2017	(11.4%)	↓



ACTIVITY



Month	Adjusted Scheduled Activity (UDA)	
	2018	2019
April	-174	139
May	498	545
June	1,087	927
July	1,817	1,794
August	2,378	2,206
September	2,922	2,613
October	3,522	3,306
November	4,303	3,554
December	4,732	3,870
January	5,087	
February	5,784	
March	6,049	
April	6,244	
May	6,243	
June	6,243	

QUALITY

	Quantity	Base Number	Contract	AT	Region	England
% of FP17s for the same patient ID Re-attending within 3 months - Children	13	224	5.8%	10.2%	11.8%	11.8%
% of FP17s for the same patient ID Re-attending within 3 months - Adults	147	997	14.7%	15.7%	16.7%	15.6%
% of FP17s for the same patient ID Re-attending between 3 & 9 months - Children	76	224	33.9%	48.3%	48.6%	58.8%
% of FP17s for the same patient ID Re-attending between 3 & 9 months - Adults	269	997	27.0%	38.5%	39.1%	51.0%
% of FP17s for Band 1 Urgent Courses	160	1,184	13.5%	11.0%	10.6%	9.0%
% of FP17s Relating to Free Repair or Replacements	7	1,184	0.6%	0.5%	0.5%	0.8%
% of FP17s Relating to Continuations	6	1,184	0.5%	0.5%	0.7%	0.9%
% of Patients satisfied with the dentistry they have received	1	1	N/A	87.7%	90.2%	93.2%
% of Patients satisfied with the time they had to wait for an appointment	1	1	N/A	85.7%	85.0%	88.3%

* This is based on patients treated on this contract for their most recent course of treatment. Figures in italics indicate the base number of FP17s or Patient Questionnaire responses are less than 100. N/A is shown where the base number of responses is less than 10 during the period. % is calculated as Quantity/Base number*100

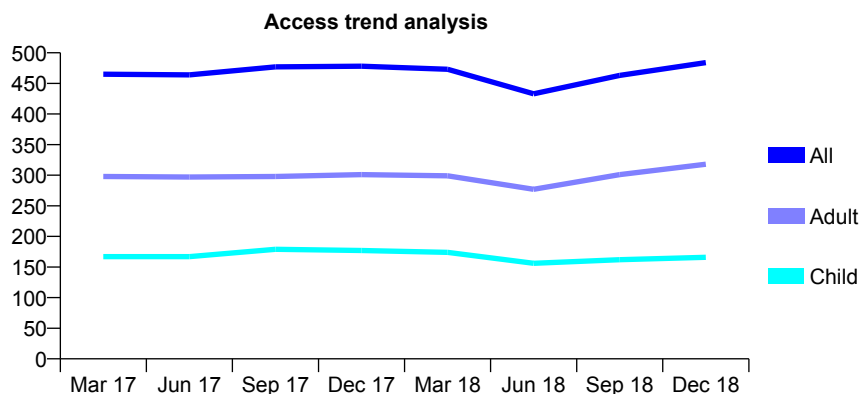
Q62 - Vital Signs At a Glance Contract Report for 678635/0001 - December 2018

Name or company name	Zabihi and Partners
Contract type name	GDS Contract
Purpose of contract	General
Contract start date	01/04/2006
Contract end date	

18/19 Contracted general activity (UDA)	1,263
Carry forward general activity (UDA)	-19
18/19 Contracted orthodontic activity (UOA)	0
Carry forward orthodontic activity (UOA)	0
Baseline contract value	£31,979.40

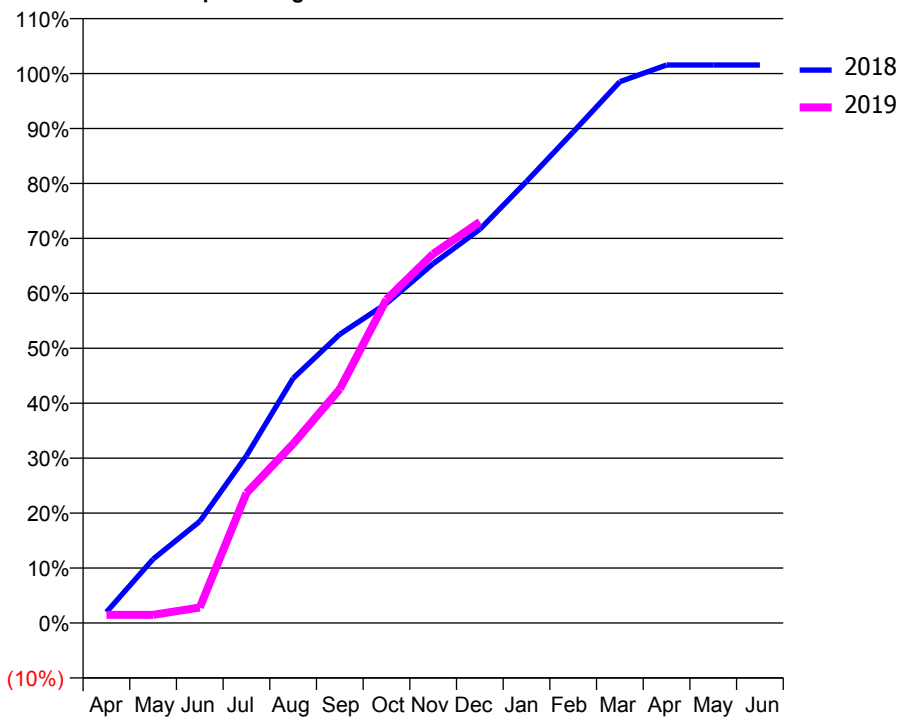
ACCESS*

Patients seen in 24 months	Total	Change since previous quarter
Quarter ending December 2017	478	
Quarter ending March 2018	473	↓
Quarter ending June 2018	433	↓
Quarter ending September 2018	463	↑
Quarter ending December 2018	484	↑
Variance since December 2017	1.3%	→



ACTIVITY

Cumulative percentage of contracted UDA delivered 2018 & 2019



Month	2018	2019
April	25	19
May	147	19
June	234	36
July	385	299
August	563	412
September	664	538
October	734	744
November	826	848
December	905	922
January	1,015	
February	1,129	
March	1,244	
April	1,282	
May	1,282	
June	1,282	

QUALITY

	Quantity	Base Number	Contract	AT	Region	England
% of FP17s for the same patient ID Re-attending within 3 months - Children	13	149	8.7%	10.2%	11.8%	11.8%
% of FP17s for the same patient ID Re-attending within 3 months - Adults	24	252	9.5%	15.7%	16.7%	15.6%
% of FP17s for the same patient ID Re-attending between 3 & 9 months - Children	73	149	49.0%	48.3%	48.6%	58.8%
% of FP17s for the same patient ID Re-attending between 3 & 9 months - Adults	96	252	38.1%	38.5%	39.1%	51.0%
% of FP17s for Band 1 Urgent Courses	25	386	6.5%	11.0%	10.6%	9.0%
% of FP17s Relating to Free Repair or Replacements	4	386	1.0%	0.5%	0.5%	0.8%
% of FP17s Relating to Continuations	2	386	0.5%	0.5%	0.7%	0.9%
% of Patients satisfied with the dentistry they have received	0	0	N/A	87.7%	90.2%	93.2%
% of Patients satisfied with the time they had to wait for an appointment	0	0	N/A	85.7%	85.0%	88.3%

* This is based on patients treated on this contract for their most recent course of treatment. Figures in italics indicate the base number of FP17s or Patient Questionnaire responses are less than 100. N/A is shown where the base number of responses is less than 10 during the period. % is calculated as Quantity/Base number*100

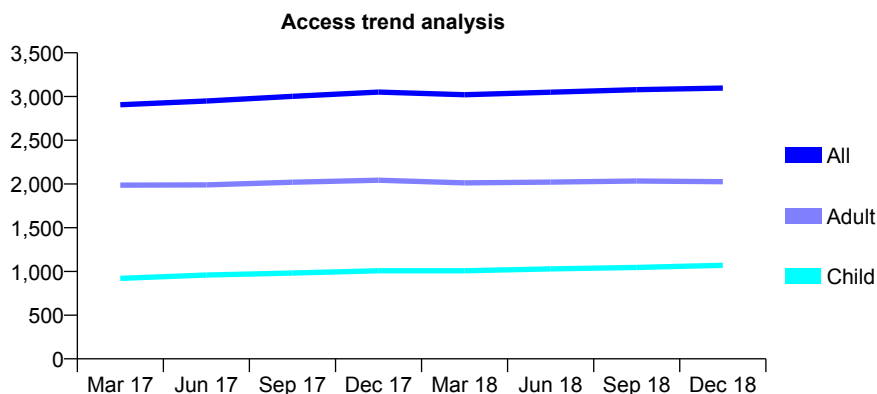
Q62 - Vital Signs At a Glance Contract Report for 679259/0001 - December 2018

Name or company name	MISS S MOVAHEDI
Contract type name	GDS Contract
Purpose of contract	General
Contract start date	01/02/2015
Contract end date	

18/19 Contracted general activity (UDA)	5,094
Carry forward general activity (UDA)	-102
18/19 Contracted orthodontic activity (UOA)	0
Carry forward orthodontic activity (UOA)	0
Baseline contract value	£176,167.17

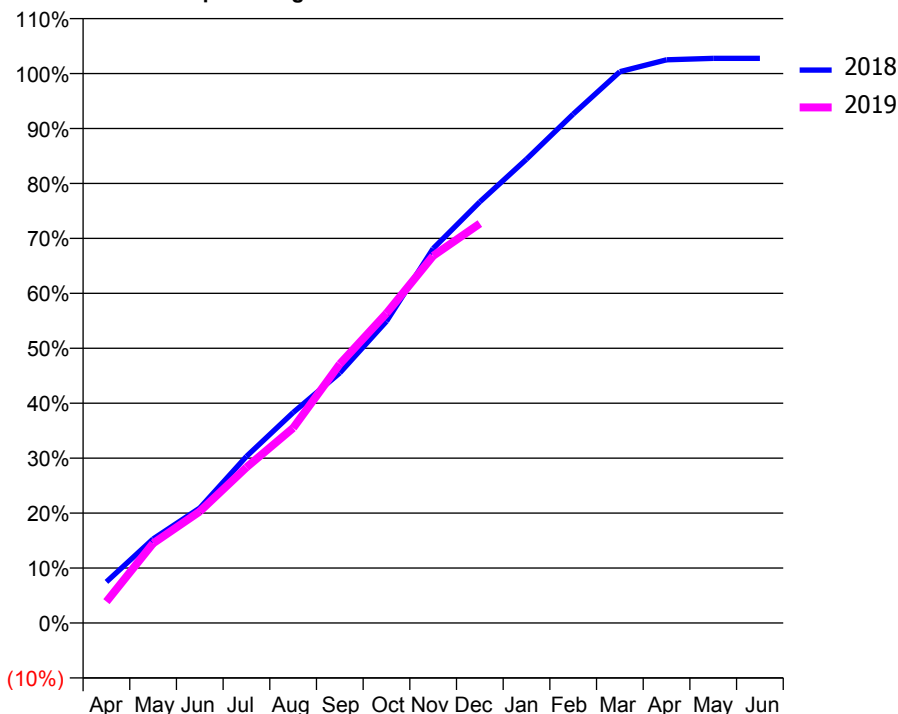
ACCESS*

Patients seen in 24 months	Total	Change since previous quarter
Quarter ending December 2017	3,051	
Quarter ending March 2018	3,020	↓
Quarter ending June 2018	3,050	→
Quarter ending September 2018	3,079	→
Quarter ending December 2018	3,096	→
Variance since December 2017	1.5%	→



ACTIVITY

Cumulative percentage of contracted UDA delivered 2018 & 2019



Month	Adjusted Scheduled Activity (UDA)	
	2018	2019
April	382	199
May	779	739
June	1,067	1,034
July	1,544	1,443
August	1,951	1,808
September	2,319	2,401
October	2,797	2,870
November	3,471	3,404
December	3,904	3,703
January	4,300	
February	4,718	
March	5,111	
April	5,221	
May	5,235	
June	5,235	

QUALITY

	Quantity	Base Number	Contract	AT	Region	England
% of FP17s for the same patient ID Re-attending within 3 months - Children	68	879	7.7%	10.2%	11.8%	11.8%
% of FP17s for the same patient ID Re-attending within 3 months - Adults	260	1,572	16.5%	15.7%	16.7%	15.6%
% of FP17s for the same patient ID Re-attending between 3 & 9 months - Children	364	879	41.4%	48.3%	48.6%	58.8%
% of FP17s for the same patient ID Re-attending between 3 & 9 months - Adults	489	1,572	31.1%	38.5%	39.1%	51.0%
% of FP17s for Band 1 Urgent Courses	264	1,779	14.8%	11.0%	10.6%	9.0%
% of FP17s Relating to Free Repair or Replacements	6	1,779	0.3%	0.5%	0.5%	0.8%
% of FP17s Relating to Continuations	4	1,779	0.2%	0.5%	0.7%	0.9%
% of Patients satisfied with the dentistry they have received	1	1	N/A	87.7%	90.2%	93.2%
% of Patients satisfied with the time they had to wait for an appointment	1	1	N/A	85.7%	85.0%	88.3%

* This is based on patients treated on this contract for their most recent course of treatment. Figures in italics indicate the base number of FP17s or Patient Questionnaire responses are less than 100. N/A is shown where the base number of responses is less than 10 during the period. % is calculated as Quantity/Base number*100

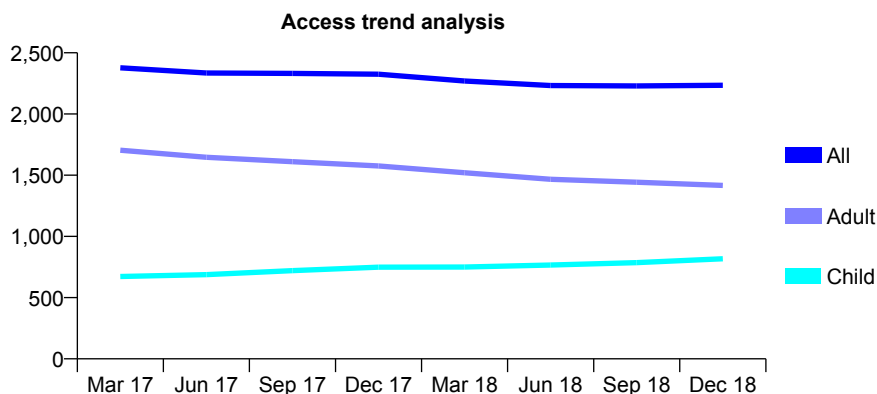
Q62 - Vital Signs At a Glance Contract Report for 679569/0001 - December 2018

Name or company name	MR A AGHABABAEI-KACHOUEI
Contract type name	GDS Contract
Purpose of contract	General
Contract start date	01/04/2006
Contract end date	

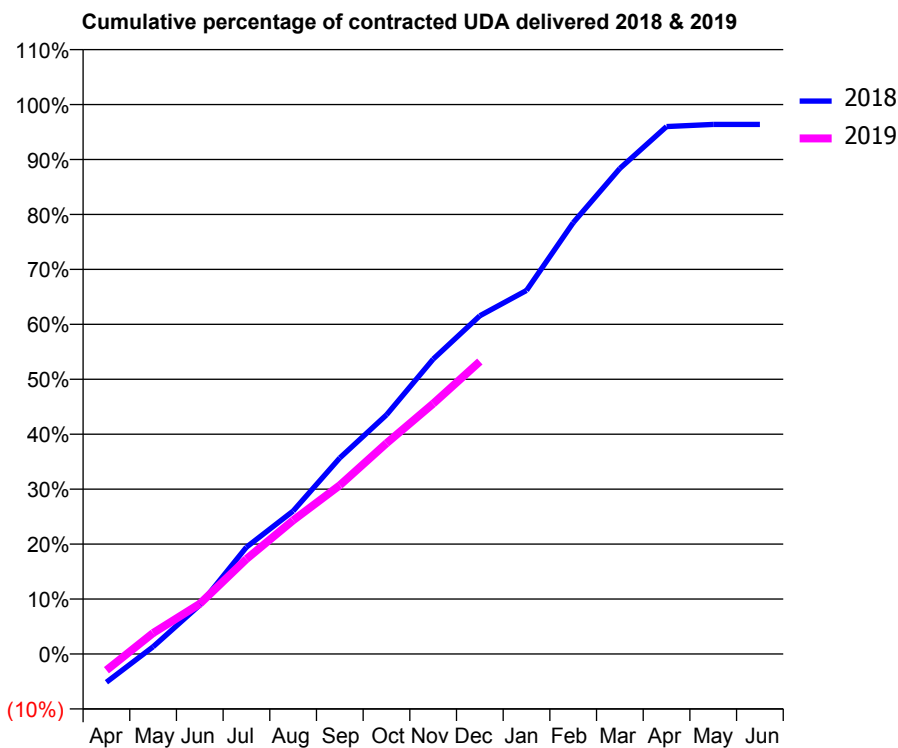
18/19 Contracted general activity (UDA)	7,475
Carry forward general activity (UDA)	270
18/19 Contracted orthodontic activity (UOA)	0
Carry forward orthodontic activity (UOA)	0
Baseline contract value	£283,710.36

ACCESS*

Patients seen in 24 months	Total	Change since previous quarter
Quarter ending December 2017	2,325	
Quarter ending March 2018	2,270	↓
Quarter ending June 2018	2,233	↓
Quarter ending September 2018	2,229	→
Quarter ending December 2018	2,235	→
Variance since December 2017	(3.9%)	↓



ACTIVITY



Adjusted Scheduled Activity (UDA)		
Month	2018	2019
April	-386	-223
May	99	286
June	667	684
July	1,453	1,293
August	1,945	1,818
September	2,667	2,296
October	3,253	2,866
November	4,012	3,405
December	4,600	3,978
January	4,945	
February	5,867	
March	6,605	
April	7,176	
May	7,205	
June	7,205	

QUALITY

	Quantity	Base Number	Contract	AT	Region	England
% of FP17s for the same patient ID Re-attending within 3 months - Children	47	765	6.1%	10.2%	11.8%	11.8%
% of FP17s for the same patient ID Re-attending within 3 months - Adults	86	837	10.3%	15.7%	16.7%	15.6%
% of FP17s for the same patient ID Re-attending between 3 & 9 months - Children	368	765	48.1%	48.3%	48.6%	58.8%
% of FP17s for the same patient ID Re-attending between 3 & 9 months - Adults	223	837	26.6%	38.5%	39.1%	51.0%
% of FP17s for Band 1 Urgent Courses	96	1,440	6.7%	11.0%	10.6%	9.0%
% of FP17s Relating to Free Repair or Replacements	0	1,440	0.0%	0.5%	0.5%	0.8%
% of FP17s Relating to Continuations	9	1,440	0.6%	0.5%	0.7%	0.9%
% of Patients satisfied with the dentistry they have received	0	0	N/A	87.7%	90.2%	93.2%
% of Patients satisfied with the time they had to wait for an appointment	0	0	N/A	85.7%	85.0%	88.3%

* This is based on patients treated on this contract for their most recent course of treatment. Figures in italics indicate the base number of FP17s or Patient Questionnaire responses are less than 100. N/A is shown where the base number of responses is less than 10 during the period. % is calculated as Quantity/Base number*100

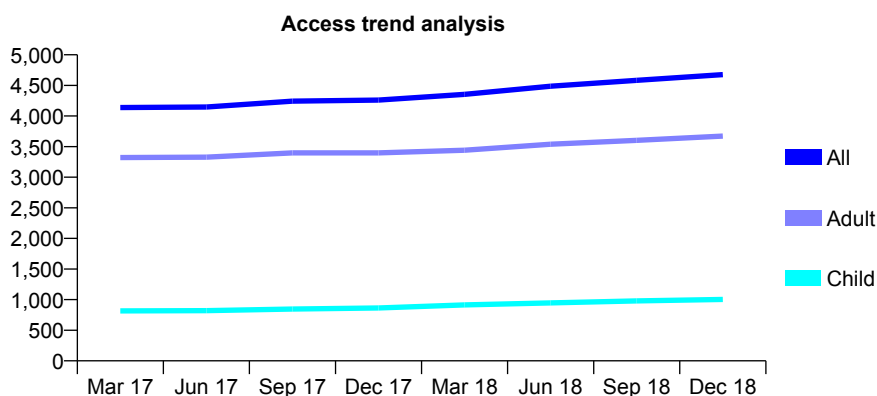
Q62 - Vital Signs At a Glance Contract Report for 686166/0001 - December 2018

Name or company name	MR R BAREZ
Contract type name	GDS Contract
Purpose of contract	General
Contract start date	01/12/2009
Contract end date	

18/19 Contracted general activity (UDA)	13,132
Carry forward general activity (UDA)	354
18/19 Contracted orthodontic activity (UOA)	0
Carry forward orthodontic activity (UOA)	0
Baseline contract value	£301,374.78

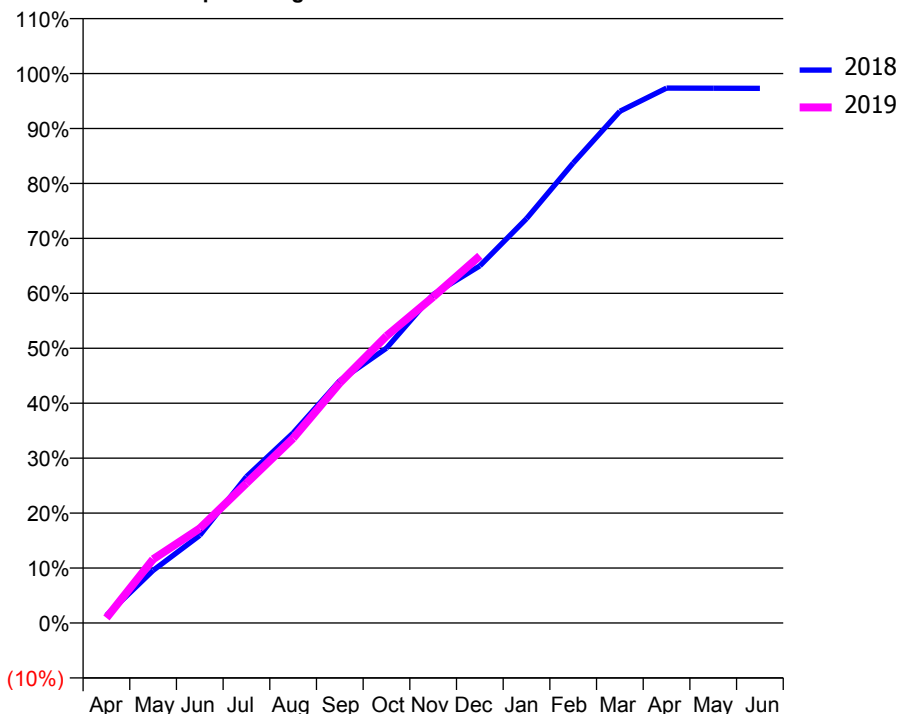
ACCESS*

Patients seen in 24 months	Total	Change since previous quarter
Quarter ending December 2017	4,261	
Quarter ending March 2018	4,355	↑
Quarter ending June 2018	4,486	↑
Quarter ending September 2018	4,582	↑
Quarter ending December 2018	4,676	↑
Variance since December 2017	9.7%	↑



ACTIVITY

Cumulative percentage of contracted UDA delivered 2018 & 2019



Month	Adjusted Scheduled Activity (UDA)	
	2018	2019
April	183	124
May	1,257	1,524
June	2,095	2,260
July	3,496	3,340
August	4,543	4,414
September	5,793	5,738
October	6,570	6,858
November	7,851	7,793
December	8,536	8,773
January	9,664	
February	10,994	
March	12,230	
April	12,783	
May	12,779	
June	12,778	

QUALITY

	Quantity	Base Number	Contract	AT	Region	England
% of FP17s for the same patient ID Re-attending within 3 months - Children	83	1,127	7.4%	10.2%	11.8%	11.8%
% of FP17s for the same patient ID Re-attending within 3 months - Adults	480	3,578	13.4%	15.7%	16.7%	15.6%
% of FP17s for the same patient ID Re-attending between 3 & 9 months - Children	648	1,127	57.5%	48.3%	48.6%	58.8%
% of FP17s for the same patient ID Re-attending between 3 & 9 months - Adults	1,892	3,578	52.9%	38.5%	39.1%	51.0%
% of FP17s for Band 1 Urgent Courses	512	4,469	11.5%	11.0%	10.6%	9.0%
% of FP17s Relating to Free Repair or Replacements	23	4,469	0.5%	0.5%	0.5%	0.8%
% of FP17s Relating to Continuations	34	4,469	0.8%	0.5%	0.7%	0.9%
% of Patients satisfied with the dentistry they have received	0	0	N/A	87.7%	90.2%	93.2%
% of Patients satisfied with the time they had to wait for an appointment	0	0	N/A	85.7%	85.0%	88.3%

* This is based on patients treated on this contract for their most recent course of treatment. Figures in italics indicate the base number of FP17s or Patient Questionnaire responses are less than 100. N/A is shown where the base number of responses is less than 10 during the period. % is calculated as Quantity/Base number*100

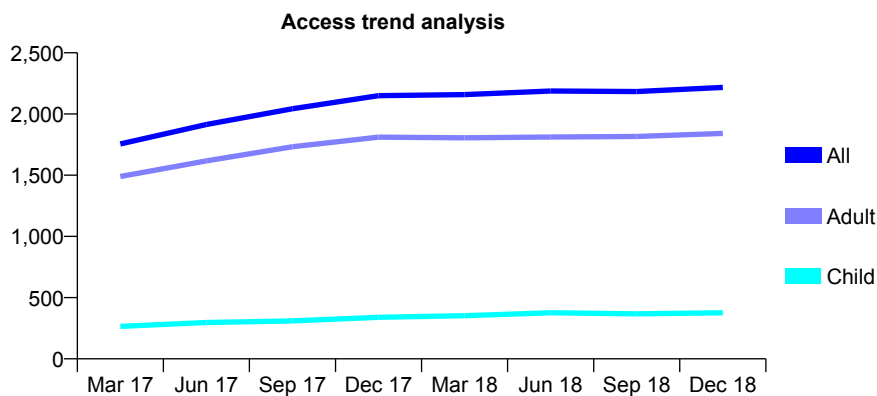
Q62 - Vital Signs At a Glance Contract Report for 686166/0002 - December 2018

Name or company name	MR R BAREZ
Contract type name	GDS Contract
Purpose of contract	General
Contract start date	01/12/2015
Contract end date	

18/19 Contracted general activity (UDA)	5,771
Carry forward general activity (UDA)	0
18/19 Contracted orthodontic activity (UOA)	0
Carry forward orthodontic activity (UOA)	0
Baseline contract value	£174,161.73

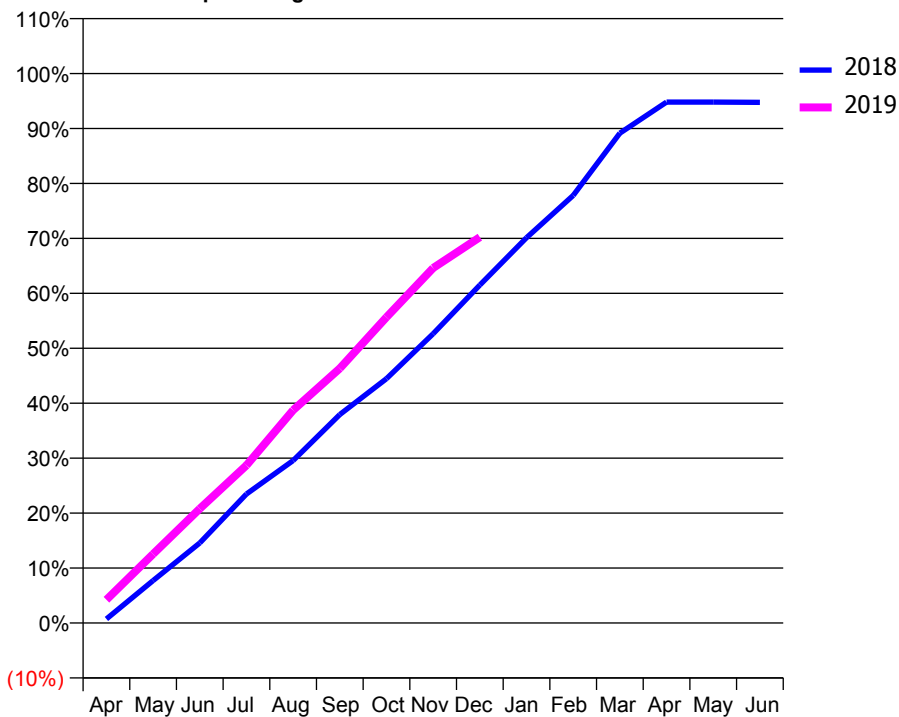
ACCESS*

Patients seen in 24 months	Total	Change since previous quarter
Quarter ending December 2017	2,150	
Quarter ending March 2018	2,158	→
Quarter ending June 2018	2,188	→
Quarter ending September 2018	2,184	→
Quarter ending December 2018	2,217	→
Variance since December 2017	3.1%	↑



ACTIVITY

Cumulative percentage of contracted UDA delivered 2018 & 2019



Month	Adjusted Scheduled Activity (UDA)	
	2018	2019
April	43	244
May	446	725
June	841	1,201
July	1,355	1,656
August	1,707	2,236
September	2,190	2,674
October	2,567	3,212
November	3,038	3,729
December	3,550	4,052
January	4,047	
February	4,490	
March	5,144	
April	5,470	
May	5,471	
June	5,468	

QUALITY

	Quantity	Base Number	Contract	AT	Region	England
% of FP17s for the same patient ID Re-attending within 3 months - Children	31	381	8.1%	10.2%	11.8%	11.8%
% of FP17s for the same patient ID Re-attending within 3 months - Adults	306	1,647	18.6%	15.7%	16.7%	15.6%
% of FP17s for the same patient ID Re-attending between 3 & 9 months - Children	199	381	52.2%	48.3%	48.6%	58.8%
% of FP17s for the same patient ID Re-attending between 3 & 9 months - Adults	658	1,647	40.0%	38.5%	39.1%	51.0%
% of FP17s for Band 1 Urgent Courses	364	1,930	18.9%	11.0%	10.6%	9.0%
% of FP17s Relating to Free Repair or Replacements	10	1,930	0.5%	0.5%	0.5%	0.8%
% of FP17s Relating to Continuations	26	1,930	1.3%	0.5%	0.7%	0.9%
% of Patients satisfied with the dentistry they have received	0	0	N/A	87.7%	90.2%	93.2%
% of Patients satisfied with the time they had to wait for an appointment	0	0	N/A	85.7%	85.0%	88.3%

* This is based on patients treated on this contract for their most recent course of treatment. Figures in italics indicate the base number of FP17s or Patient Questionnaire responses are less than 100. N/A is shown where the base number of responses is less than 10 during the period. % is calculated as Quantity/Base number*100

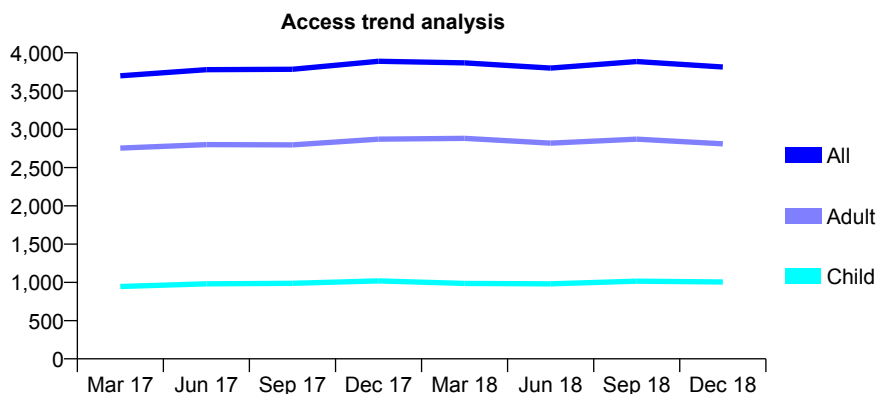
Q62 - Vital Signs At a Glance Contract Report for 691070/0001 - December 2018

Name or company name	MR H EZZATI-NIK
Contract type name	GDS Contract
Purpose of contract	General
Contract start date	31/10/2008
Contract end date	

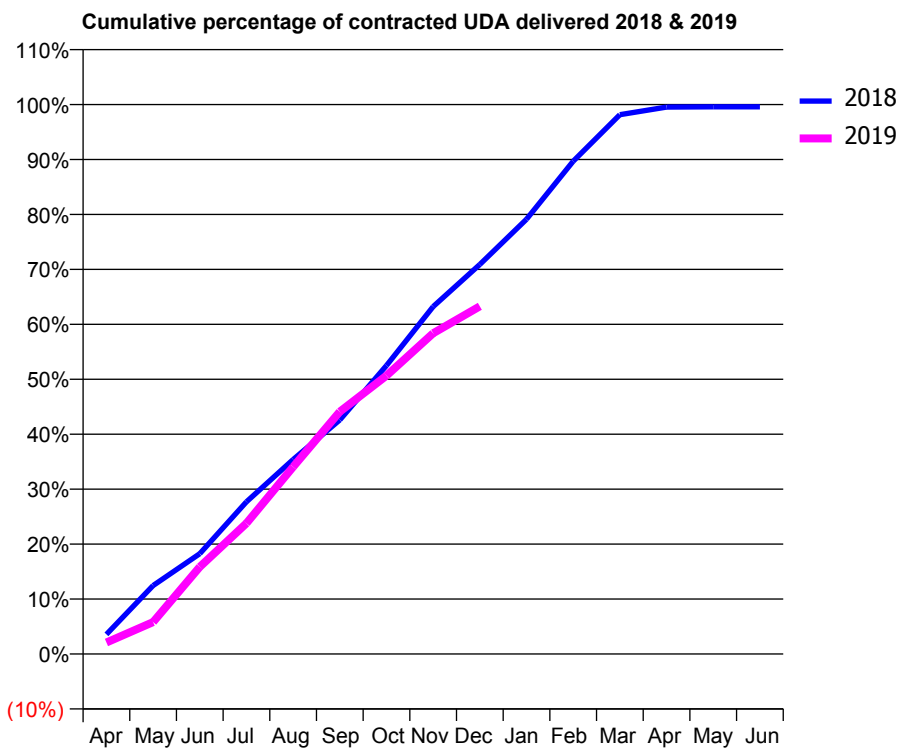
18/19 Contracted general activity (UDA)	11,718
Carry forward general activity (UDA)	50
18/19 Contracted orthodontic activity (UOA)	0
Carry forward orthodontic activity (UOA)	0
Baseline contract value	£328,773.17

ACCESS*

Patients seen in 24 months	Total	Change since previous quarter
Quarter ending December 2017	3,890	
Quarter ending March 2018	3,868	→
Quarter ending June 2018	3,800	↓
Quarter ending September 2018	3,886	↑
Quarter ending December 2018	3,815	↓
Variance since December 2017	(1.9%)	↓



ACTIVITY



Adjusted Scheduled Activity (UDA)		
Month	2018	2019
April	419	246
May	1,459	681
June	2,140	1,857
July	3,247	2,788
August	4,149	3,992
September	4,991	5,167
October	6,153	5,935
November	7,410	6,840
December	8,308	7,415
January	9,273	
February	10,510	
March	11,502	
April	11,662	
May	11,669	
June	11,668	

QUALITY

	Quantity	Base Number	Contract	AT	Region	England
% of FP17s for the same patient ID Re-attending within 3 months - Children	34	837	4.1%	10.2%	11.8%	11.8%
% of FP17s for the same patient ID Re-attending within 3 months - Adults	178	2,009	8.9%	15.7%	16.7%	15.6%
% of FP17s for the same patient ID Re-attending between 3 & 9 months - Children	391	837	46.7%	48.3%	48.6%	58.8%
% of FP17s for the same patient ID Re-attending between 3 & 9 months - Adults	839	2,009	41.8%	38.5%	39.1%	51.0%
% of FP17s for Band 1 Urgent Courses	111	2,793	4.0%	11.0%	10.6%	9.0%
% of FP17s Relating to Free Repair or Replacements	0	2,793	0.0%	0.5%	0.5%	0.8%
% of FP17s Relating to Continuations	0	2,793	0.0%	0.5%	0.7%	0.9%
% of Patients satisfied with the dentistry they have received	3	3	N/A	87.7%	90.2%	93.2%
% of Patients satisfied with the time they had to wait for an appointment	3	3	N/A	85.7%	85.0%	88.3%

* This is based on patients treated on this contract for their most recent course of treatment. Figures in italics indicate the base number of FP17s or Patient Questionnaire responses are less than 100. N/A is shown where the base number of responses is less than 10 during the period. % is calculated as Quantity/Base number*100

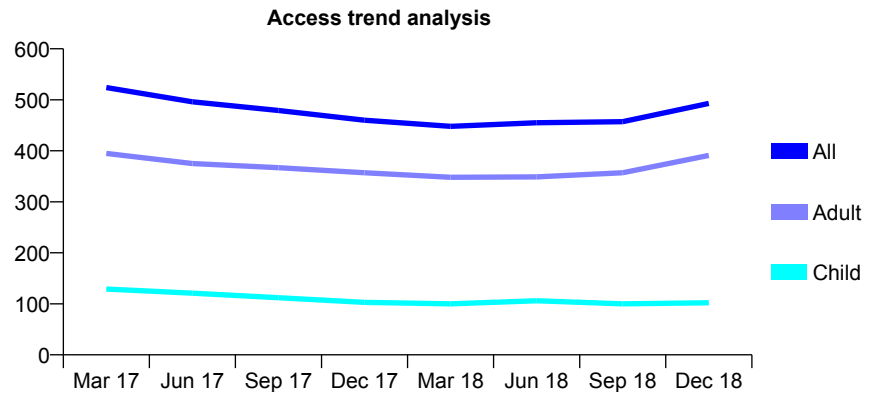
Q62 - Vital Signs At a Glance Contract Report for 692301/0001 - December 2018

Name or company name	MR A VUCETIC
Contract type name	GDS Contract
Purpose of contract	General
Contract start date	01/06/2008
Contract end date	

18/19 Contracted general activity (UDA)	1,525
Carry forward general activity (UDA)	371
18/19 Contracted orthodontic activity (UOA)	0
Carry forward orthodontic activity (UOA)	0
Baseline contract value	£43,975.11

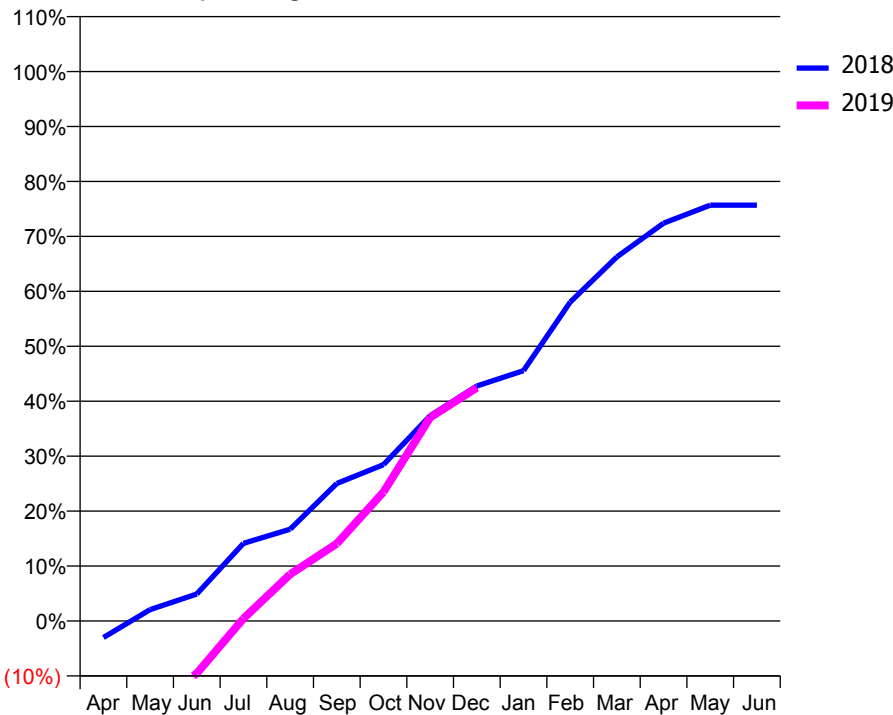
ACCESS*

Patients seen in 24 months	Total	Change since previous quarter
Quarter ending December 2017	460	
Quarter ending March 2018	448	↓
Quarter ending June 2018	455	→
Quarter ending September 2018	457	→
Quarter ending December 2018	493	↑
Variance since December 2017	7.2%	↑



ACTIVITY

Cumulative percentage of contracted UDA delivered 2018 & 2019



Month	Adjusted Scheduled Activity (UDA)	
	2018	2019
April	-46	-312
May	32	-238
June	75	-146
July	216	7
August	255	130
September	382	215
October	434	358
November	570	565
December	652	648
January	695	
February	885	
March	1,011	
April	1,104	
May	1,154	
June	1,154	

QUALITY

	Quantity	Base Number	Contract	AT	Region	England
% of FP17s for the same patient ID Re-attending within 3 months - Children	7	95	7.4%	10.2%	11.8%	11.8%
% of FP17s for the same patient ID Re-attending within 3 months - Adults	30	274	10.9%	15.7%	16.7%	15.6%
% of FP17s for the same patient ID Re-attending between 3 & 9 months - Children	23	95	24.2%	48.3%	48.6%	58.8%
% of FP17s for the same patient ID Re-attending between 3 & 9 months - Adults	70	274	25.5%	38.5%	39.1%	51.0%
% of FP17s for Band 1 Urgent Courses	23	326	7.1%	11.0%	10.6%	9.0%
% of FP17s Relating to Free Repair or Replacements	2	326	0.6%	0.5%	0.5%	0.8%
% of FP17s Relating to Continuations	7	326	2.1%	0.5%	0.7%	0.9%
% of Patients satisfied with the dentistry they have received	1	1	N/A	87.7%	90.2%	93.2%
% of Patients satisfied with the time they had to wait for an appointment	1	1	N/A	85.7%	85.0%	88.3%

* This is based on patients treated on this contract for their most recent course of treatment. Figures in italics indicate the base number of FP17s or Patient Questionnaire responses are less than 100. N/A is shown where the base number of responses is less than 10 during the period. % is calculated as Quantity/Base number*100

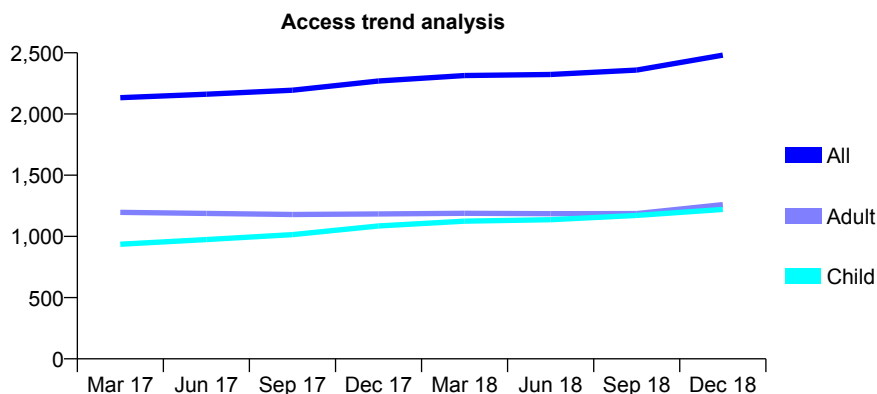
Q62 - Vital Signs At a Glance Contract Report for 695491/0001 - December 2018

Name or company name	MR S KALIRAI
Contract type name	GDS Contract
Purpose of contract	General
Contract start date	21/05/2009
Contract end date	

18/19 Contracted general activity (UDA)	7,598
Carry forward general activity (UDA)	437
18/19 Contracted orthodontic activity (UOA)	0
Carry forward orthodontic activity (UOA)	0
Baseline contract value	£221,836.10

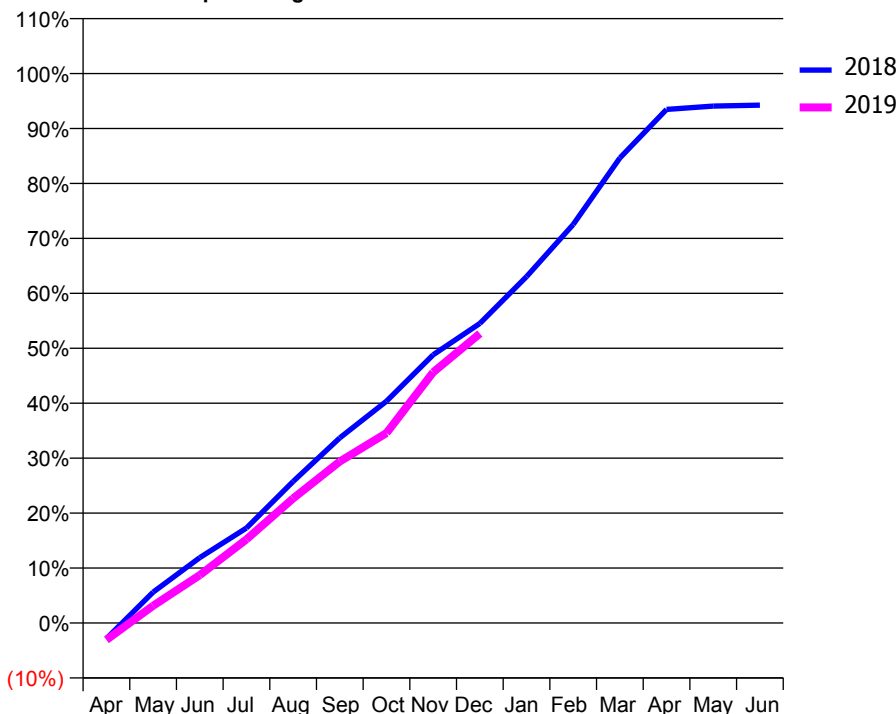
ACCESS*

Patients seen in 24 months	Total	Change since previous quarter
Quarter ending December 2017	2,270	
Quarter ending March 2018	2,314	→
Quarter ending June 2018	2,323	→
Quarter ending September 2018	2,359	→
Quarter ending December 2018	2,481	↑
Variance since December 2017	9.3%	↑



ACTIVITY

Cumulative percentage of contracted UDA delivered 2018 & 2019



Month	Adjusted Scheduled Activity (UDA)	
	2018	2019
April	-216	-234
May	426	239
June	904	663
July	1,314	1,156
August	1,958	1,722
September	2,560	2,233
October	3,068	2,627
November	3,710	3,467
December	4,142	4,003
January	4,789	
February	5,511	
March	6,431	
April	7,102	
May	7,149	
June	7,162	

QUALITY

	Quantity	Base Number	Contract	AT	Region	England
% of FP17s for the same patient ID Re-attending within 3 months - Children	132	1,760	7.5%	10.2%	11.8%	11.8%
% of FP17s for the same patient ID Re-attending within 3 months - Adults	207	1,231	16.8%	15.7%	16.7%	15.6%
% of FP17s for the same patient ID Re-attending between 3 & 9 months - Children	1,188	1,760	67.5%	48.3%	48.6%	58.8%
% of FP17s for the same patient ID Re-attending between 3 & 9 months - Adults	610	1,231	49.6%	38.5%	39.1%	51.0%
% of FP17s for Band 1 Urgent Courses	184	2,405	7.7%	11.0%	10.6%	9.0%
% of FP17s Relating to Free Repair or Replacements	26	2,405	1.1%	0.5%	0.5%	0.8%
% of FP17s Relating to Continuations	20	2,405	0.8%	0.5%	0.7%	0.9%
% of Patients satisfied with the dentistry they have received	3	3	N/A	87.7%	90.2%	93.2%
% of Patients satisfied with the time they had to wait for an appointment	3	3	N/A	85.7%	85.0%	88.3%

* This is based on patients treated on this contract for their most recent course of treatment. Figures in italics indicate the base number of FP17s or Patient Questionnaire responses are less than 100. N/A is shown where the base number of responses is less than 10 during the period. % is calculated as Quantity/Base number*100

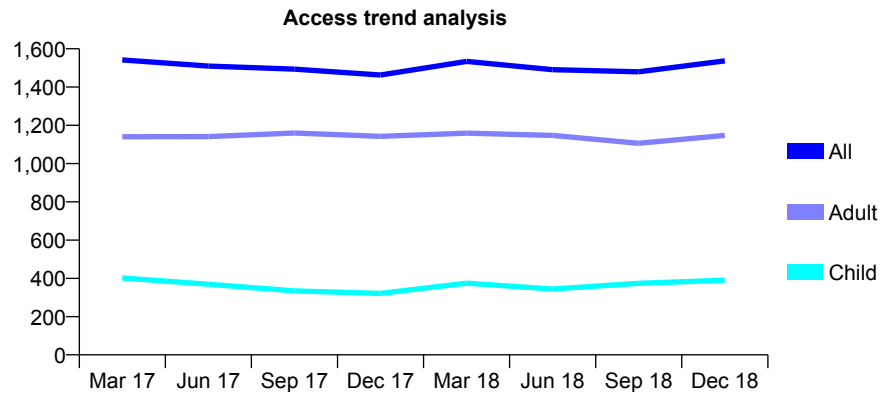
Q62 - Vital Signs At a Glance Contract Report for 725897/0001 - December 2018

Name or company name	MR PU SHAH
Contract type name	GDS Contract
Purpose of contract	General
Contract start date	01/04/2006
Contract end date	

18/19 Contracted general activity (UDA)	6,244
Carry forward general activity (UDA)	-125
18/19 Contracted orthodontic activity (UOA)	0
Carry forward orthodontic activity (UOA)	0
Baseline contract value	£180,822.84

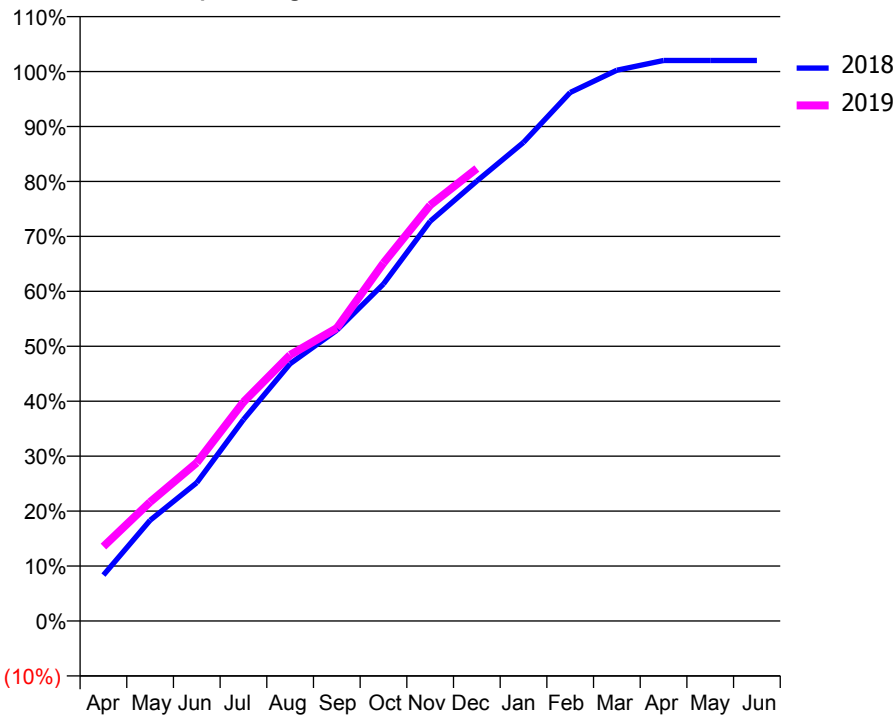
ACCESS*

Patients seen in 24 months	Total	Change since previous quarter
Quarter ending December 2017	1,463	
Quarter ending March 2018	1,534	↑
Quarter ending June 2018	1,491	↓
Quarter ending September 2018	1,480	→
Quarter ending December 2018	1,537	↑
Variance since December 2017	5.1%	↑



ACTIVITY

Cumulative percentage of contracted UDA delivered 2018 & 2019



Month	Adjusted Scheduled Activity (UDA)	
	2018	2019
April	522	846
May	1,145	1,352
June	1,572	1,799
July	2,288	2,488
August	2,924	3,024
September	3,304	3,328
October	3,830	4,067
November	4,542	4,725
December	5,000	5,142
January	5,438	
February	6,005	
March	6,258	
April	6,369	
May	6,369	
June	6,369	

QUALITY

	Quantity	Base Number	Contract	AT	Region	England
% of FP17s for the same patient ID Re-attending within 3 months - Children	7	365	1.9%	10.2%	11.8%	11.8%
% of FP17s for the same patient ID Re-attending within 3 months - Adults	49	927	5.3%	15.7%	16.7%	15.6%
% of FP17s for the same patient ID Re-attending between 3 & 9 months - Children	25	365	6.8%	48.3%	48.6%	58.8%
% of FP17s for the same patient ID Re-attending between 3 & 9 months - Adults	163	927	17.6%	38.5%	39.1%	51.0%
% of FP17s for Band 1 Urgent Courses	167	1,245	13.4%	11.0%	10.6%	9.0%
% of FP17s Relating to Free Repair or Replacements	0	1,245	0.0%	0.5%	0.5%	0.8%
% of FP17s Relating to Continuations	9	1,245	0.7%	0.5%	0.7%	0.9%
% of Patients satisfied with the dentistry they have received	0	0	N/A	87.7%	90.2%	93.2%
% of Patients satisfied with the time they had to wait for an appointment	0	0	N/A	85.7%	85.0%	88.3%

* This is based on patients treated on this contract for their most recent course of treatment. Figures in italics indicate the base number of FP17s or Patient Questionnaire responses are less than 100. N/A is shown where the base number of responses is less than 10 during the period. % is calculated as Quantity/Base number*100

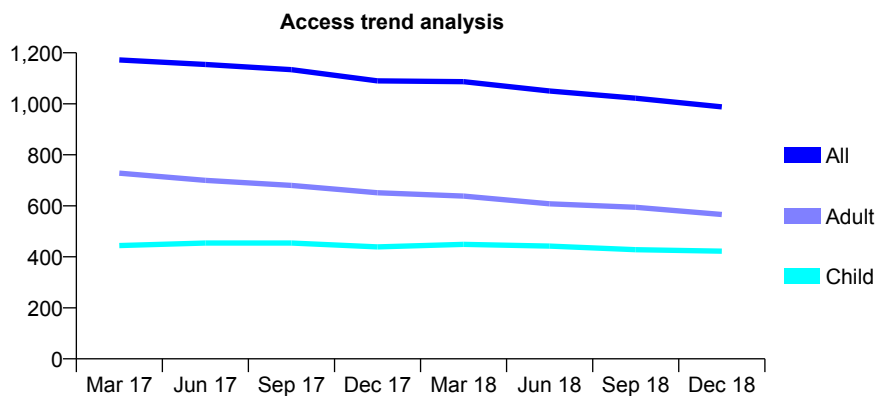
Q62 - Vital Signs At a Glance Contract Report for 725951/0001 - December 2018

Name or company name	MR AK JAIN
Contract type name	GDS Contract
Purpose of contract	General
Contract start date	01/04/2006
Contract end date	

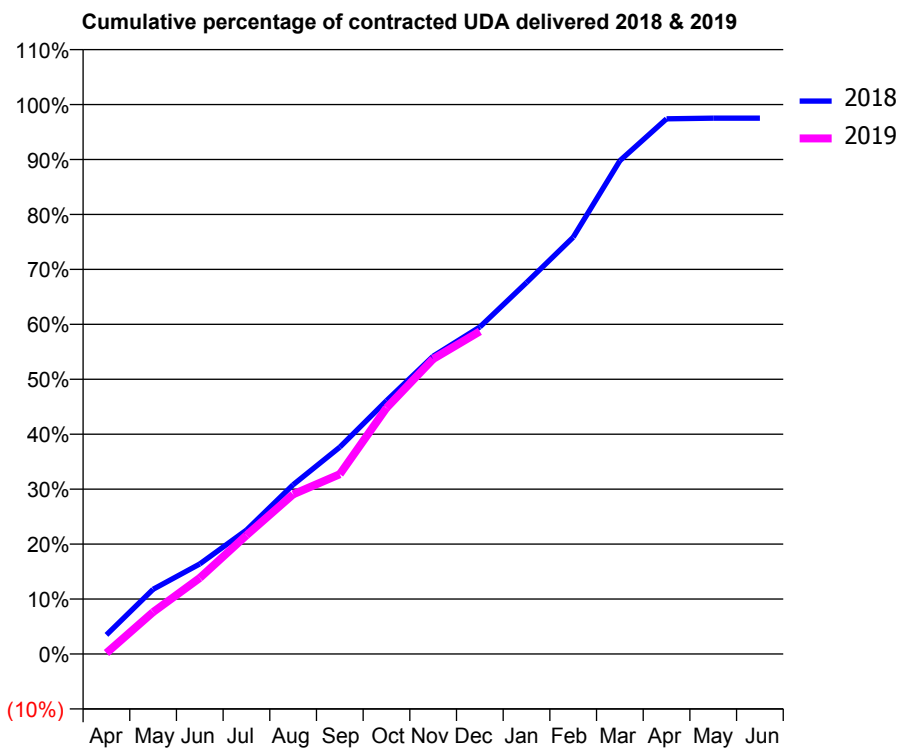
18/19 Contracted general activity (UDA)	2,535
Carry forward general activity (UDA)	63
18/19 Contracted orthodontic activity (UOA)	0
Carry forward orthodontic activity (UOA)	0
Baseline contract value	£64,171.89

ACCESS*

Patients seen in 24 months	Total	Change since previous quarter
Quarter ending December 2017	1,090	
Quarter ending March 2018	1,087	→
Quarter ending June 2018	1,050	↓
Quarter ending September 2018	1,022	↓
Quarter ending December 2018	988	↓
Variance since December 2017	(9.4%)	↓



ACTIVITY



Month	Adjusted Scheduled Activity (UDA)	
	2018	2019
April	88	4
May	298	193
June	415	351
July	572	548
August	781	736
September	954	830
October	1,169	1,135
November	1,374	1,361
December	1,508	1,489
January	1,714	
February	1,923	
March	2,276	
April	2,469	
May	2,472	
June	2,472	

QUALITY

	Quantity	Base Number	Contract	AT	Region	England
% of FP17s for the same patient ID Re-attending within 3 months - Children	40	451	8.9%	10.2%	11.8%	11.8%
% of FP17s for the same patient ID Re-attending within 3 months - Adults	71	545	13.0%	15.7%	16.7%	15.6%
% of FP17s for the same patient ID Re-attending between 3 & 9 months - Children	280	451	62.1%	48.3%	48.6%	58.8%
% of FP17s for the same patient ID Re-attending between 3 & 9 months - Adults	316	545	58.0%	38.5%	39.1%	51.0%
% of FP17s for Band 1 Urgent Courses	68	903	7.5%	11.0%	10.6%	9.0%
% of FP17s Relating to Free Repair or Replacements	0	903	0.0%	0.5%	0.5%	0.8%
% of FP17s Relating to Continuations	3	903	0.3%	0.5%	0.7%	0.9%
% of Patients satisfied with the dentistry they have received	0	0	N/A	87.7%	90.2%	93.2%
% of Patients satisfied with the time they had to wait for an appointment	0	0	N/A	85.7%	85.0%	88.3%

* This is based on patients treated on this contract for their most recent course of treatment. Figures in italics indicate the base number of FP17s or Patient Questionnaire responses are less than 100. N/A is shown where the base number of responses is less than 10 during the period. % is calculated as Quantity/Base number*100

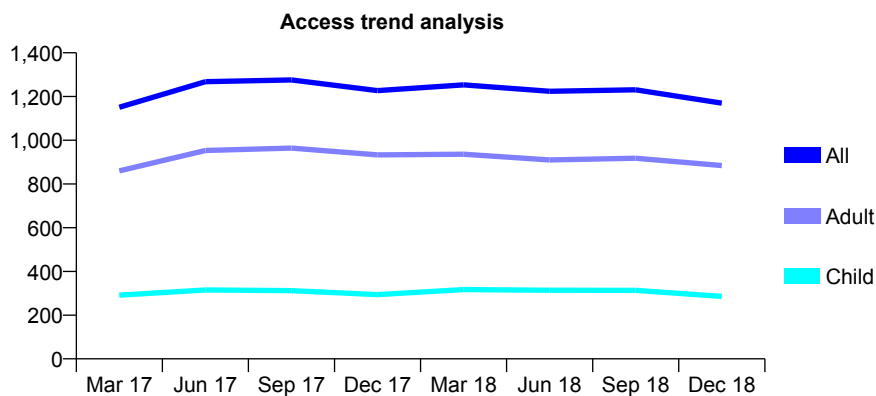
Q62 - Vital Signs At a Glance Contract Report for 730572/0001 - December 2018

Name or company name	MR DL MODHA
Contract type name	GDS Contract
Purpose of contract	General
Contract start date	01/04/2006
Contract end date	

18/19 Contracted general activity (UDA)	4,022
Carry forward general activity (UDA)	-66
18/19 Contracted orthodontic activity (UOA)	0
Carry forward orthodontic activity (UOA)	0
Baseline contract value	£104,107.14

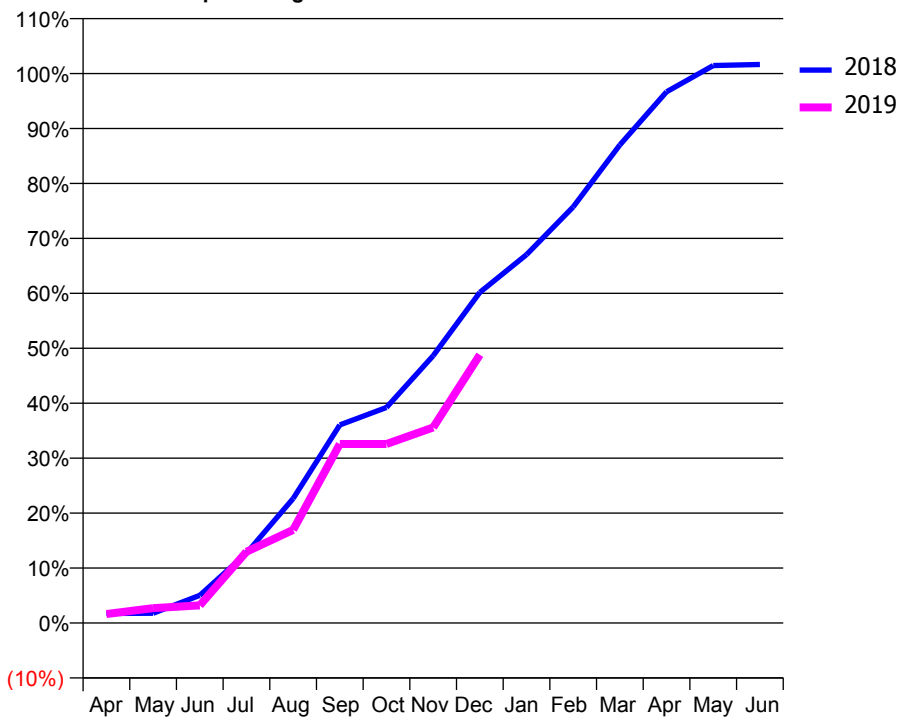
ACCESS*

Patients seen in 24 months	Total	Change since previous quarter
Quarter ending December 2017	1,227	
Quarter ending March 2018	1,253	↑
Quarter ending June 2018	1,224	↓
Quarter ending September 2018	1,231	→
Quarter ending December 2018	1,170	↓
Variance since December 2017	(4.6%)	↓



ACTIVITY

Cumulative percentage of contracted UDA delivered 2018 & 2019



Adjusted Scheduled Activity (UDA)

Month	2018	2019
April	70	66
May	72	109
June	202	129
July	511	522
August	911	682
September	1,450	1,310
October	1,578	1,310
November	1,956	1,432
December	2,420	1,964
January	2,696	
February	3,045	
March	3,499	
April	3,888	
May	4,081	
June	4,088	

QUALITY

	Quantity	Base Number	Contract	AT	Region	England
% of FP17s for the same patient ID Re-attending within 3 months - Children	9	228	3.9%	10.2%	11.8%	11.8%
% of FP17s for the same patient ID Re-attending within 3 months - Adults	81	639	12.7%	15.7%	16.7%	15.6%
% of FP17s for the same patient ID Re-attending between 3 & 9 months - Children	81	228	35.5%	48.3%	48.6%	58.8%
% of FP17s for the same patient ID Re-attending between 3 & 9 months - Adults	215	639	33.6%	38.5%	39.1%	51.0%
% of FP17s for Band 1 Urgent Courses	73	696	10.5%	11.0%	10.6%	9.0%
% of FP17s Relating to Free Repair or Replacements	16	696	2.3%	0.5%	0.5%	0.8%
% of FP17s Relating to Continuations	3	696	0.4%	0.5%	0.7%	0.9%
% of Patients satisfied with the dentistry they have received	2	2	N/A	87.7%	90.2%	93.2%
% of Patients satisfied with the time they had to wait for an appointment	2	2	N/A	85.7%	85.0%	88.3%

* This is based on patients treated on this contract for their most recent course of treatment. Figures in italics indicate the base number of FP17s or Patient Questionnaire responses are less than 100. N/A is shown where the base number of responses is less than 10 during the period. % is calculated as Quantity/Base number*100

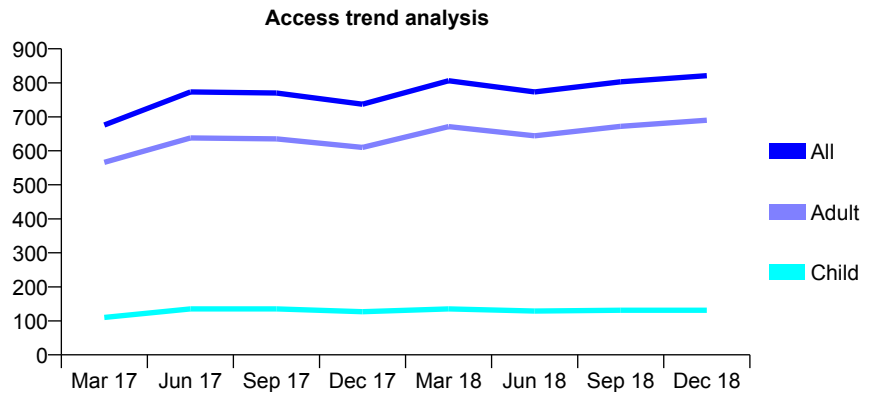
Q62 - Vital Signs At a Glance Contract Report for 736090/0001 - December 2018

Name or company name	MR AW KACZMARSKI
Contract type name	GDS Contract
Purpose of contract	General
Contract start date	01/04/2006
Contract end date	

18/19 Contracted general activity (UDA)	2,282
Carry forward general activity (UDA)	49
18/19 Contracted orthodontic activity (UOA)	0
Carry forward orthodontic activity (UOA)	0
Baseline contract value	£58,353.41

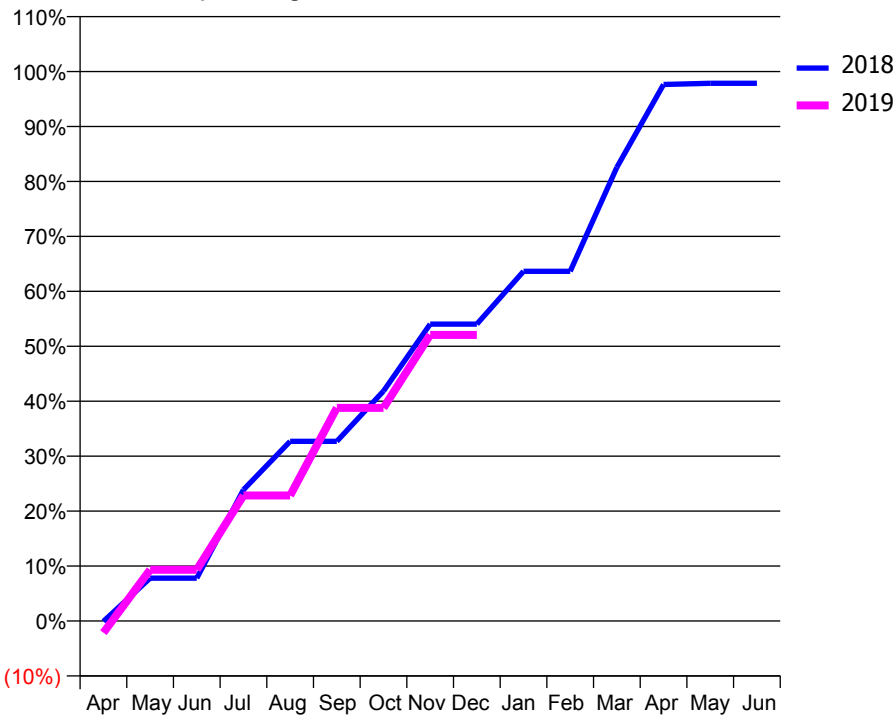
ACCESS*

Patients seen in 24 months	Total	Change since previous quarter
Quarter ending December 2017	737	
Quarter ending March 2018	806	↑
Quarter ending June 2018	773	↓
Quarter ending September 2018	803	↑
Quarter ending December 2018	821	↑
Variance since December 2017	11.4%	↑



ACTIVITY

Cumulative percentage of contracted UDA delivered 2018 & 2019



Month	Adjusted Scheduled Activity (UDA)	
	2018	2019
April	-2	-49
May	178	213
June	178	213
July	545	521
August	746	521
September	746	885
October	955	885
November	1,233	1,188
December	1,233	1,188
January	1,452	
February	1,452	
March	1,884	
April	2,228	
May	2,233	
June	2,233	

QUALITY

	Quantity	Base Number	Contract	AT	Region	England
% of FP17s for the same patient ID Re-attending within 3 months - Children	4	98	4.1%	10.2%	11.8%	11.8%
% of FP17s for the same patient ID Re-attending within 3 months - Adults	67	529	12.7%	15.7%	16.7%	15.6%
% of FP17s for the same patient ID Re-attending between 3 & 9 months - Children	34	98	34.7%	48.3%	48.6%	58.8%
% of FP17s for the same patient ID Re-attending between 3 & 9 months - Adults	202	529	38.2%	38.5%	39.1%	51.0%
% of FP17s for Band 1 Urgent Courses	0	524	0.0%	11.0%	10.6%	9.0%
% of FP17s Relating to Free Repair or Replacements	0	524	0.0%	0.5%	0.5%	0.8%
% of FP17s Relating to Continuations	9	524	1.7%	0.5%	0.7%	0.9%
% of Patients satisfied with the dentistry they have received	0	0	N/A	87.7%	90.2%	93.2%
% of Patients satisfied with the time they had to wait for an appointment	0	0	N/A	85.7%	85.0%	88.3%

* This is based on patients treated on this contract for their most recent course of treatment. Figures in italics indicate the base number of FP17s or Patient Questionnaire responses are less than 100. N/A is shown where the base number of responses is less than 10 during the period. % is calculated as Quantity/Base number*100

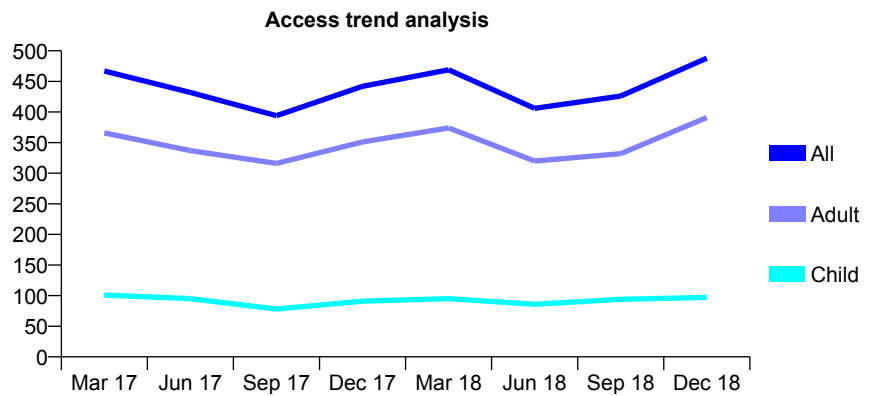
Q62 - Vital Signs At a Glance Contract Report for 739383/0001 - December 2018

Name or company name	Sharareh Naghibi and Barry Lanesman
Contract type name	GDS Contract
Purpose of contract	General
Contract start date	01/04/2011
Contract end date	

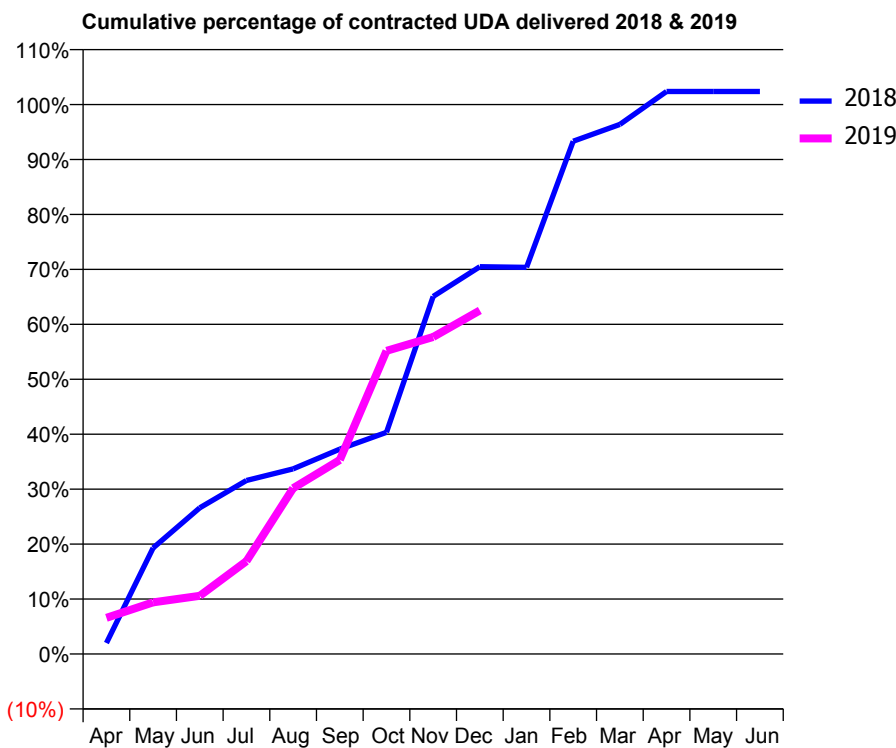
18/19 Contracted general activity (UDA)	2,399
Carry forward general activity (UDA)	-48
18/19 Contracted orthodontic activity (UOA)	0
Carry forward orthodontic activity (UOA)	0
Baseline contract value	£90,519.79

ACCESS*

Patients seen in 24 months	Total	Change since previous quarter
Quarter ending December 2017	442	
Quarter ending March 2018	469	↑
Quarter ending June 2018	406	↓
Quarter ending September 2018	426	↑
Quarter ending December 2018	488	↑
Variance since December 2017	10.4%	↑



ACTIVITY



Month	Adjusted Scheduled Activity (UDA)	
	2018	2019
April	48	158
May	463	225
June	638	254
July	758	406
August	809	724
September	895	847
October	968	1,324
November	1,561	1,384
December	1,691	1,500
January	1,688	
February	2,239	
March	2,312	
April	2,456	
May	2,456	
June	2,456	

QUALITY

	Quantity	Base Number	Contract	AT	Region	England
% of FP17s for the same patient ID Re-attending within 3 months - Children	1	75	1.3%	10.2%	11.8%	11.8%
% of FP17s for the same patient ID Re-attending within 3 months - Adults	10	268	3.7%	15.7%	16.7%	15.6%
% of FP17s for the same patient ID Re-attending between 3 & 9 months - Children	14	75	18.7%	48.3%	48.6%	58.8%
% of FP17s for the same patient ID Re-attending between 3 & 9 months - Adults	29	268	10.8%	38.5%	39.1%	51.0%
% of FP17s for Band 1 Urgent Courses	10	319	3.1%	11.0%	10.6%	9.0%
% of FP17s Relating to Free Repair or Replacements	6	319	1.9%	0.5%	0.5%	0.8%
% of FP17s Relating to Continuations	0	319	0.0%	0.5%	0.7%	0.9%
% of Patients satisfied with the dentistry they have received	0	0	N/A	87.7%	90.2%	93.2%
% of Patients satisfied with the time they had to wait for an appointment	0	0	N/A	85.7%	85.0%	88.3%

* This is based on patients treated on this contract for their most recent course of treatment. Figures in italics indicate the base number of FP17s or Patient Questionnaire responses are less than 100. N/A is shown where the base number of responses is less than 10 during the period. % is calculated as Quantity/Base number*100

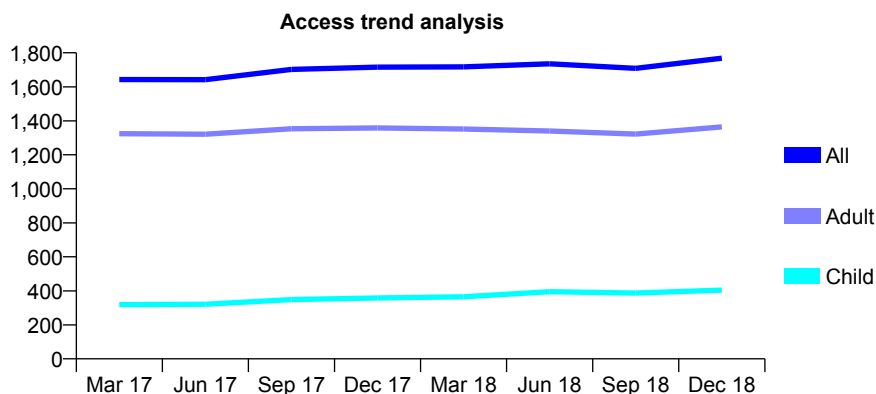
Q62 - Vital Signs At a Glance Contract Report for 740489/0001 - December 2018

Name or company name	MR TS CHEEMA
Contract type name	GDS Contract
Purpose of contract	General and Orthodontic
Contract start date	01/04/2006
Contract end date	

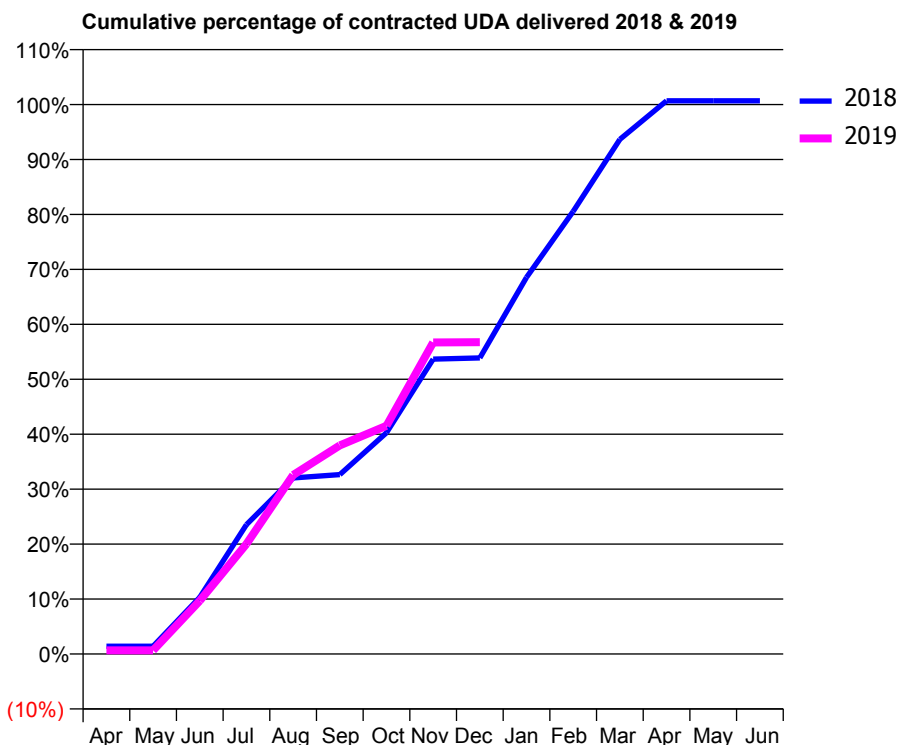
18/19 Contracted general activity (UDA)	6,236
Carry forward general activity (UDA)	-41
18/19 Contracted orthodontic activity (UOA)	774
Carry forward orthodontic activity (UOA)	-15
Baseline contract value	£208,993.17

ACCESS*

Patients seen in 24 months	Total	Change since previous quarter
Quarter ending December 2017	1,716	
Quarter ending March 2018	1,717	→
Quarter ending June 2018	1,735	→
Quarter ending September 2018	1,709	↓
Quarter ending December 2018	1,768	↑
Variance since December 2017	3.0%	↑



ACTIVITY



Month	Adjusted Scheduled Activity (UDA)	
	2018	2019
April	89	41
May	89	41
June	645	605
July	1,468	1,250
August	1,998	2,032
September	2,036	2,367
October	2,511	2,590
November	3,346	3,535
December	3,361	3,538
January	4,274	
February	5,023	
March	5,840	
April	6,277	
May	6,277	
June	6,277	

QUALITY

	Quantity	Base Number	Contract	AT	Region	England
% of FP17s for the same patient ID Re-attending within 3 months - Children	74	425	17.4%	10.2%	11.8%	11.8%
% of FP17s for the same patient ID Re-attending within 3 months - Adults	336	1,286	26.1%	15.7%	16.7%	15.6%
% of FP17s for the same patient ID Re-attending between 3 & 9 months - Children	127	425	29.9%	48.3%	48.6%	58.8%
% of FP17s for the same patient ID Re-attending between 3 & 9 months - Adults	567	1,286	44.1%	38.5%	39.1%	51.0%
% of FP17s for Band 1 Urgent Courses	247	1,405	17.6%	11.0%	10.6%	9.0%
% of FP17s Relating to Free Repair or Replacements	16	1,405	1.1%	0.5%	0.5%	0.8%
% of FP17s Relating to Continuations	19	1,405	1.4%	0.5%	0.7%	0.9%
% of Patients satisfied with the dentistry they have received	2	2	N/A	87.7%	90.2%	93.2%
% of Patients satisfied with the time they had to wait for an appointment	2	2	N/A	85.7%	85.0%	88.3%

* This is based on patients treated on this contract for their most recent course of treatment. Figures in italics indicate the base number of FP17s or Patient Questionnaire responses are less than 100. N/A is shown where the base number of responses is less than 10 during the period. % is calculated as Quantity/Base number*100

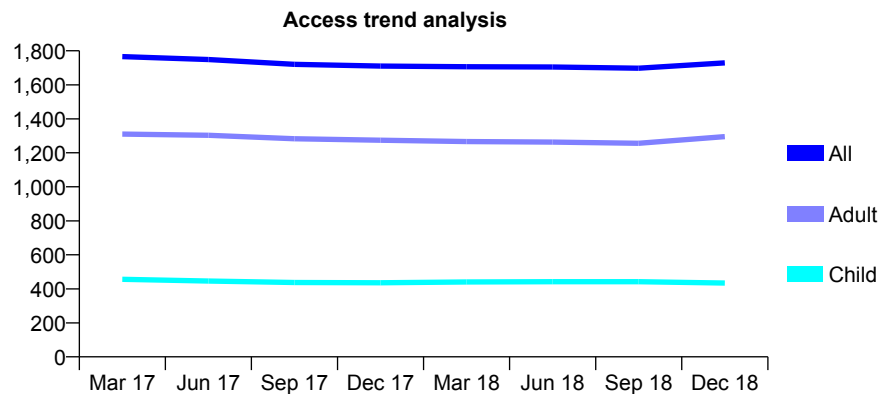
Q62 - Vital Signs At a Glance Contract Report for 740586/0001 - December 2018

Name or company name	MR NH ADATIA AND MR M BHATT
Contract type name	GDS Contract
Purpose of contract	General
Contract start date	01/04/2006
Contract end date	

18/19 Contracted general activity (UDA)	4,903
Carry forward general activity (UDA)	0
18/19 Contracted orthodontic activity (UOA)	0
Carry forward orthodontic activity (UOA)	0
Baseline contract value	£121,364.98

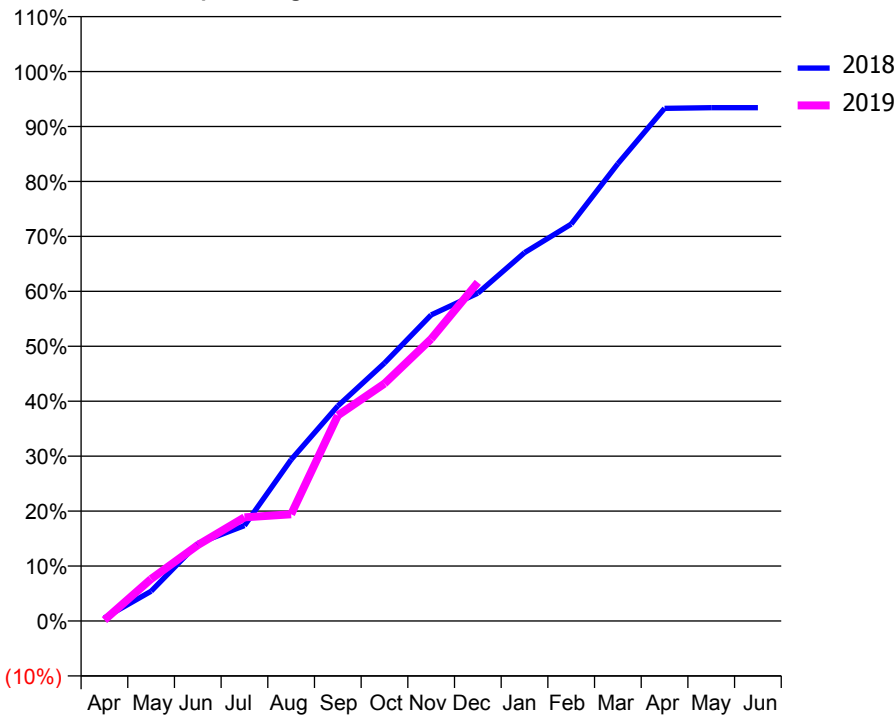
ACCESS*

Patients seen in 24 months	Total	Change since previous quarter
Quarter ending December 2017	1,710	
Quarter ending March 2018	1,706	→
Quarter ending June 2018	1,705	→
Quarter ending September 2018	1,698	→
Quarter ending December 2018	1,729	→
Variance since December 2017	1.1%	→



ACTIVITY

Cumulative percentage of contracted UDA delivered 2018 & 2019



Month	Adjusted Scheduled Activity (UDA)	
	2018	2019
April	28	9
May	266	375
June	692	678
July	851	925
August	1,441	952
September	1,918	1,834
October	2,301	2,118
November	2,731	2,517
December	2,925	3,022
January	3,286	
February	3,541	
March	4,080	
April	4,574	
May	4,580	
June	4,580	

QUALITY

	Quantity	Base Number	Contract	AT	Region	England
% of FP17s for the same patient ID Re-attending within 3 months - Children	30	414	7.2%	10.2%	11.8%	11.8%
% of FP17s for the same patient ID Re-attending within 3 months - Adults	198	1,163	17.0%	15.7%	16.7%	15.6%
% of FP17s for the same patient ID Re-attending between 3 & 9 months - Children	191	414	46.1%	48.3%	48.6%	58.8%
% of FP17s for the same patient ID Re-attending between 3 & 9 months - Adults	448	1,163	38.5%	38.5%	39.1%	51.0%
% of FP17s for Band 1 Urgent Courses	203	1,369	14.8%	11.0%	10.6%	9.0%
% of FP17s Relating to Free Repair or Replacements	3	1,369	0.2%	0.5%	0.5%	0.8%
% of FP17s Relating to Continuations	2	1,369	0.1%	0.5%	0.7%	0.9%
% of Patients satisfied with the dentistry they have received	0	0	N/A	87.7%	90.2%	93.2%
% of Patients satisfied with the time they had to wait for an appointment	0	0	N/A	85.7%	85.0%	88.3%

* This is based on patients treated on this contract for their most recent course of treatment. Figures in italics indicate the base number of FP17s or Patient Questionnaire responses are less than 100. N/A is shown where the base number of responses is less than 10 during the period. % is calculated as Quantity/Base number*100

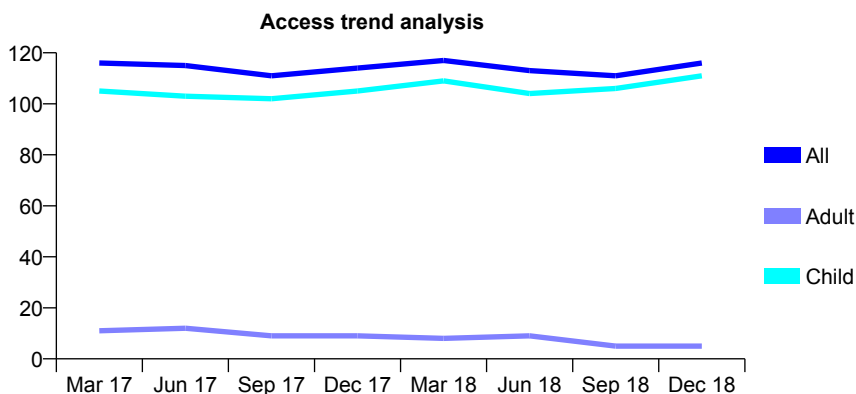
Q62 - Vital Signs At a Glance Contract Report for 743356/0002 - December 2018

Name or company name	MR LC BERNSTEIN
Contract type name	GDS Contract
Purpose of contract	General
Contract start date	06/10/2010
Contract end date	

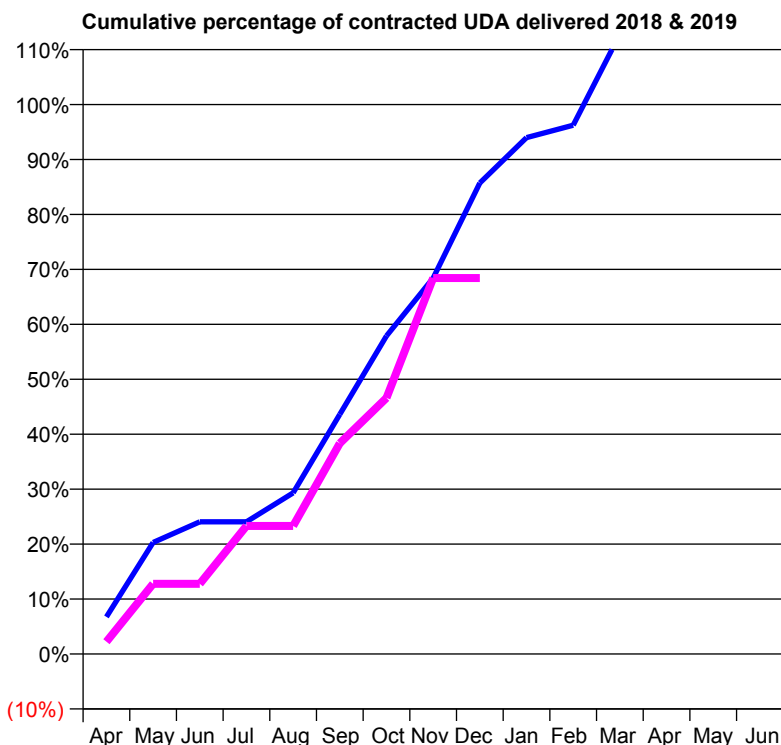
18/19 Contracted general activity (UDA)	133
Carry forward general activity (UDA)	-3
18/19 Contracted orthodontic activity (UOA)	0
Carry forward orthodontic activity (UOA)	0
Baseline contract value	£5,150.51

ACCESS*

Patients seen in 24 months	Total	Change since previous quarter
Quarter ending December 2017	114	
Quarter ending March 2018	117	↑
Quarter ending June 2018	113	↓
Quarter ending September 2018	111	↓
Quarter ending December 2018	116	↑
Variance since December 2017	1.8%	→



ACTIVITY



Month	Adjusted Scheduled Activity (UDA)	
	2018	2019
April	9	3
May	27	17
June	32	17
July	32	31
August	39	31
September	58	51
October	77	62
November	91	91
December	114	91
January	125	
February	128	
March	150	
April	150	
May	158	
June	158	

QUALITY

	Quantity	Base Number	Contract	AT	Region	England
% of FP17s for the same patient ID Re-attending within 3 months - Children	4	85	4.7%	10.2%	11.8%	11.8%
% of FP17s for the same patient ID Re-attending within 3 months - Adults	0	0	N/A	15.7%	16.7%	15.6%
% of FP17s for the same patient ID Re-attending between 3 & 9 months - Children	35	85	41.2%	48.3%	48.6%	58.8%
% of FP17s for the same patient ID Re-attending between 3 & 9 months - Adults	0	0	N/A	38.5%	39.1%	51.0%
% of FP17s for Band 1 Urgent Courses	0	77	0.0%	11.0%	10.6%	9.0%
% of FP17s Relating to Free Repair or Replacements	0	77	0.0%	0.5%	0.5%	0.8%
% of FP17s Relating to Continuations	0	77	0.0%	0.5%	0.7%	0.9%
% of Patients satisfied with the dentistry they have received	0	0	N/A	87.7%	90.2%	93.2%
% of Patients satisfied with the time they had to wait for an appointment	0	0	N/A	85.7%	85.0%	88.3%

* This is based on patients treated on this contract for their most recent course of treatment. Figures in italics indicate the base number of FP17s or Patient Questionnaire responses are less than 100. N/A is shown where the base number of responses is less than 10 during the period. % is calculated as Quantity/Base number*100

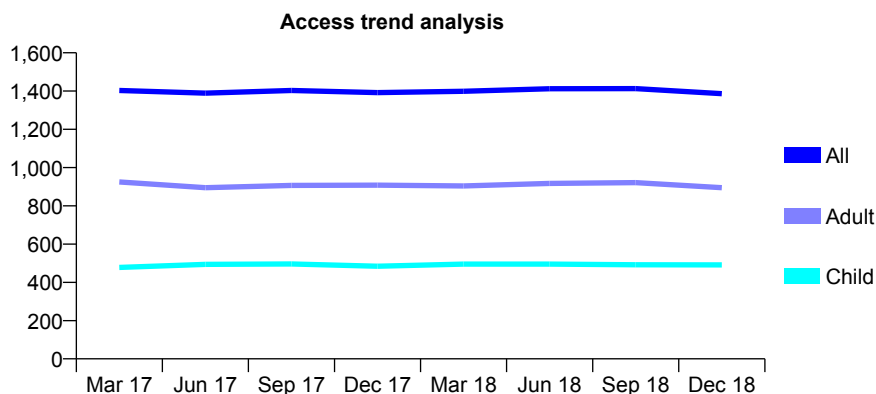
Q62 - Vital Signs At a Glance Contract Report for 746134/0001 - December 2018

Name or company name	MISS P JOSHI
Contract type name	GDS Contract
Purpose of contract	General
Contract start date	01/04/2006
Contract end date	

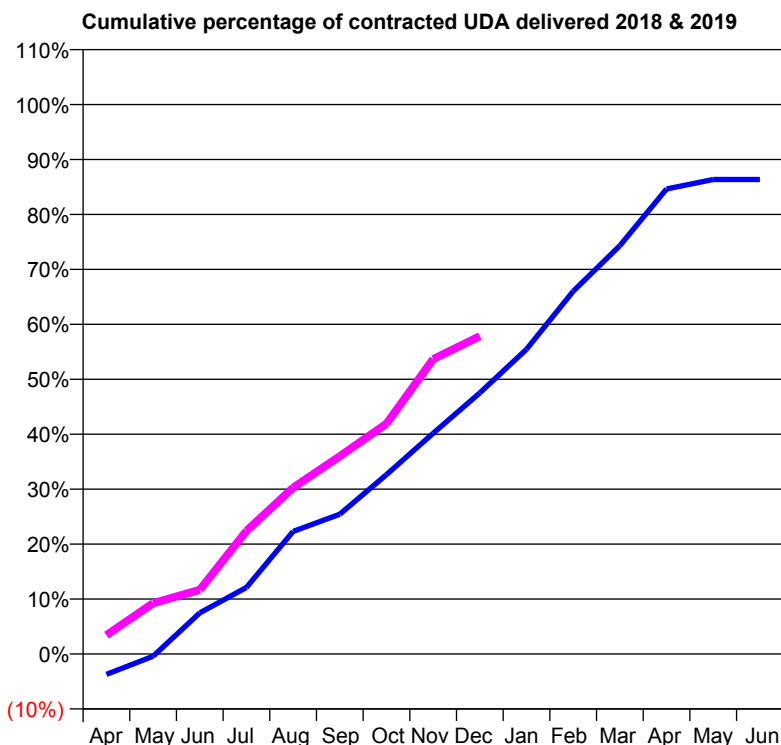
18/19 Contracted general activity (UDA)	5,319
Carry forward general activity (UDA)	0
18/19 Contracted orthodontic activity (UOA)	0
Carry forward orthodontic activity (UOA)	0
Baseline contract value	£152,294.91

ACCESS*

Patients seen in 24 months	Total	Change since previous quarter
Quarter ending December 2017	1,392	
Quarter ending March 2018	1,399	→
Quarter ending June 2018	1,412	→
Quarter ending September 2018	1,413	→
Quarter ending December 2018	1,386	↓
Variance since December 2017	(0.4%)	→



ACTIVITY



Month	Adjusted Scheduled Activity (UDA)	
	2018	2019
April	-198	182
May	-22	492
June	398	622
July	644	1,192
August	1,186	1,611
September	1,354	1,915
October	1,736	2,230
November	2,137	2,854
December	2,528	3,076
January	2,951	
February	3,512	
March	3,953	
April	4,502	
May	4,593	
June	4,593	

QUALITY

	Quantity	Base Number	Contract	AT	Region	England
% of FP17s for the same patient ID Re-attending within 3 months - Children	30	578	5.2%	10.2%	11.8%	11.8%
% of FP17s for the same patient ID Re-attending within 3 months - Adults	71	753	9.4%	15.7%	16.7%	15.6%
% of FP17s for the same patient ID Re-attending between 3 & 9 months - Children	372	578	64.4%	48.3%	48.6%	58.8%
% of FP17s for the same patient ID Re-attending between 3 & 9 months - Adults	371	753	49.3%	38.5%	39.1%	51.0%
% of FP17s for Band 1 Urgent Courses	71	1,222	5.8%	11.0%	10.6%	9.0%
% of FP17s Relating to Free Repair or Replacements	2	1,222	0.2%	0.5%	0.5%	0.8%
% of FP17s Relating to Continuations	15	1,222	1.2%	0.5%	0.7%	0.9%
% of Patients satisfied with the dentistry they have received	0	0	N/A	87.7%	90.2%	93.2%
% of Patients satisfied with the time they had to wait for an appointment	0	0	N/A	85.7%	85.0%	88.3%

* This is based on patients treated on this contract for their most recent course of treatment. Figures in italics indicate the base number of FP17s or Patient Questionnaire responses are less than 100. N/A is shown where the base number of responses is less than 10 during the period. % is calculated as Quantity/Base number*100

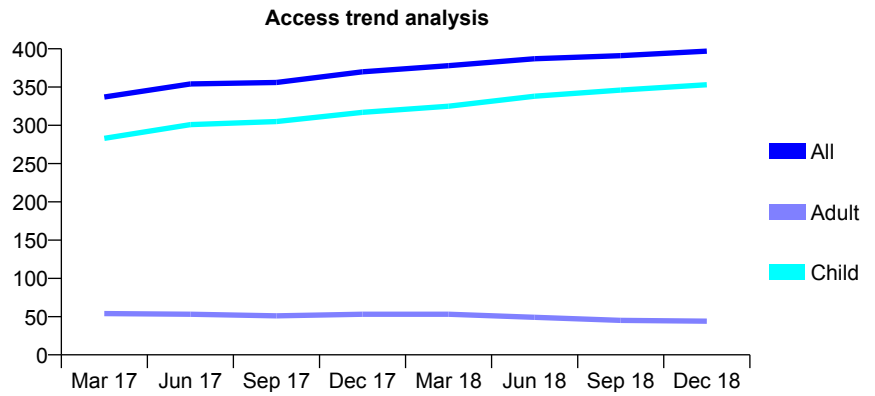
Q62 - Vital Signs At a Glance Contract Report for 746320/0002 - December 2018

Name or company name	MR C SHETH
Contract type name	GDS Contract
Purpose of contract	General
Contract start date	01/04/2006
Contract end date	

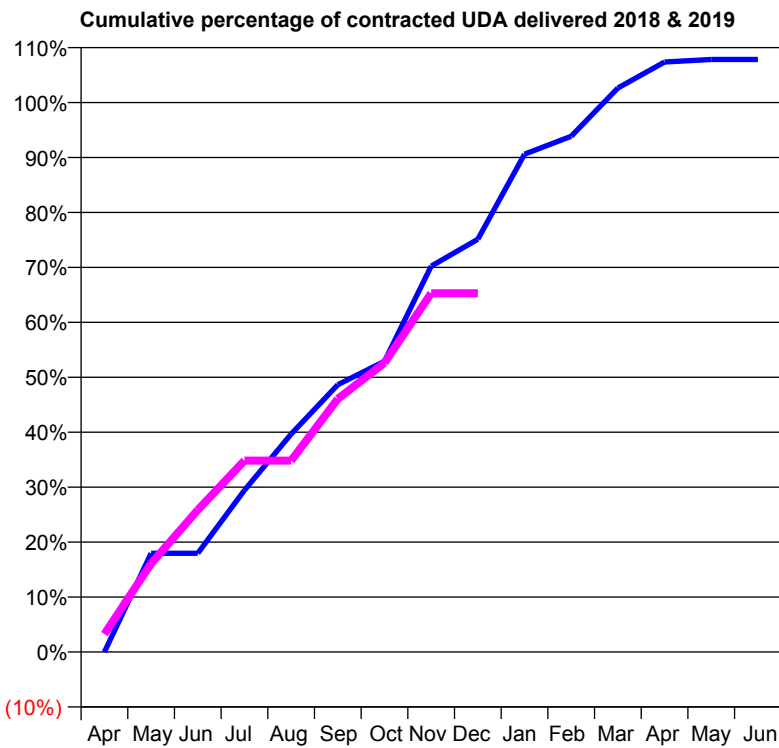
18/19 Contracted general activity (UDA)	491
Carry forward general activity (UDA)	-10
18/19 Contracted orthodontic activity (UOA)	0
Carry forward orthodontic activity (UOA)	0
Baseline contract value	£11,537.29

ACCESS*

Patients seen in 24 months	Total	Change since previous quarter
Quarter ending December 2017	370	
Quarter ending March 2018	378	↑
Quarter ending June 2018	387	↑
Quarter ending September 2018	391	→
Quarter ending December 2018	397	→
Variance since December 2017	7.3%	↑



ACTIVITY



Month	Adjusted Scheduled Activity (UDA)	
	2018	2019
April	0	16
May	88	79
June	88	127
July	145	171
August	195	171
September	239	226
October	260	258
November	345	321
December	369	321
January	445	
February	461	
March	504	
April	527	
May	529	
June	529	

QUALITY

	Quantity	Base Number	Contract	AT	Region	England
% of FP17s for the same patient ID Re-attending within 3 months - Children	11	273	4.0%	10.2%	11.8%	11.8%
% of FP17s for the same patient ID Re-attending within 3 months - Adults	0	9	0.0%	15.7%	16.7%	15.6%
% of FP17s for the same patient ID Re-attending between 3 & 9 months - Children	146	273	53.5%	48.3%	48.6%	58.8%
% of FP17s for the same patient ID Re-attending between 3 & 9 months - Adults	7	9	77.8%	38.5%	39.1%	51.0%
% of FP17s for Band 1 Urgent Courses	3	257	1.2%	11.0%	10.6%	9.0%
% of FP17s Relating to Free Repair or Replacements	0	257	0.0%	0.5%	0.5%	0.8%
% of FP17s Relating to Continuations	0	257	0.0%	0.5%	0.7%	0.9%
% of Patients satisfied with the dentistry they have received	0	0	N/A	87.7%	90.2%	93.2%
% of Patients satisfied with the time they had to wait for an appointment	0	0	N/A	85.7%	85.0%	88.3%

* This is based on patients treated on this contract for their most recent course of treatment. Figures in italics indicate the base number of FP17s or Patient Questionnaire responses are less than 100. N/A is shown where the base number of responses is less than 10 during the period. % is calculated as Quantity/Base number*100

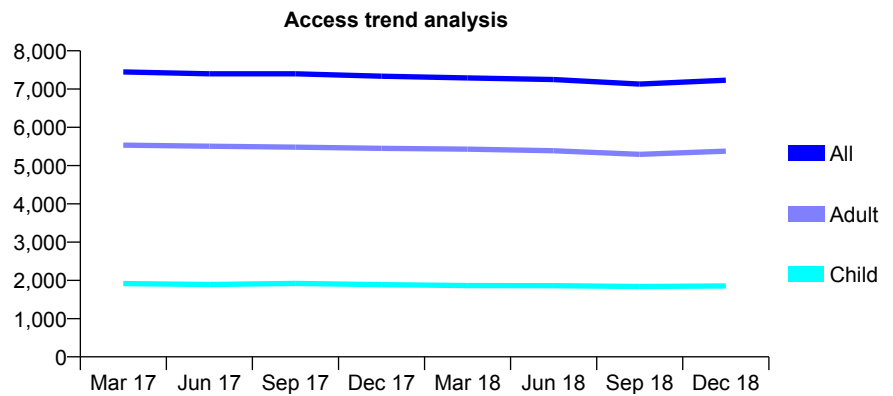
Q62 - Vital Signs At a Glance Contract Report for 755451/0001 - December 2018

Name or company name	MRS B THAKRAR
Contract type name	GDS Contract
Purpose of contract	General
Contract start date	01/04/2008
Contract end date	

18/19 Contracted general activity (UDA)	21,919
Carry forward general activity (UDA)	-105
18/19 Contracted orthodontic activity (UOA)	0
Carry forward orthodontic activity (UOA)	0
Baseline contract value	£677,480.11

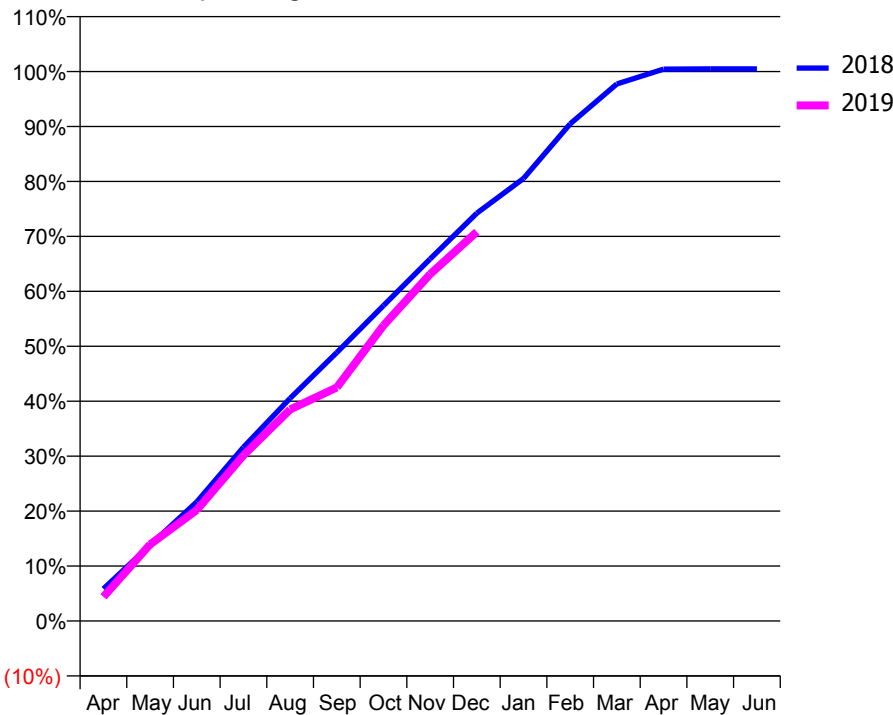
ACCESS*

Patients seen in 24 months	Total	Change since previous quarter
Quarter ending December 2017	7,336	
Quarter ending March 2018	7,292	→
Quarter ending June 2018	7,248	→
Quarter ending September 2018	7,131	↓
Quarter ending December 2018	7,230	→
Variance since December 2017	(1.4%)	↓



ACTIVITY

Cumulative percentage of contracted UDA delivered 2018 & 2019



QUALITY

	Quantity	Base Number	Contract	AT	Region	England
% of FP17s for the same patient ID Re-attending within 3 months - Children	151	1,912	7.9%	10.2%	11.8%	11.8%
% of FP17s for the same patient ID Re-attending within 3 months - Adults	811	5,074	16.0%	15.7%	16.7%	15.6%
% of FP17s for the same patient ID Re-attending between 3 & 9 months - Children	1,001	1,912	52.4%	48.3%	48.6%	58.8%
% of FP17s for the same patient ID Re-attending between 3 & 9 months - Adults	2,291	5,074	45.2%	38.5%	39.1%	51.0%
% of FP17s for Band 1 Urgent Courses	818	6,711	12.2%	11.0%	10.6%	9.0%
% of FP17s Relating to Free Repair or Replacements	26	6,711	0.4%	0.5%	0.5%	0.8%
% of FP17s Relating to Continuations	28	6,711	0.4%	0.5%	0.7%	0.9%
% of Patients satisfied with the dentistry they have received	1	1	N/A	87.7%	90.2%	93.2%
% of Patients satisfied with the time they had to wait for an appointment	1	1	N/A	85.7%	85.0%	88.3%

* This is based on patients treated on this contract for their most recent course of treatment. Figures in italics indicate the base number of FP17s or Patient Questionnaire responses are less than 100. N/A is shown where the base number of responses is less than 10 during the period. % is calculated as Quantity/Base number*100

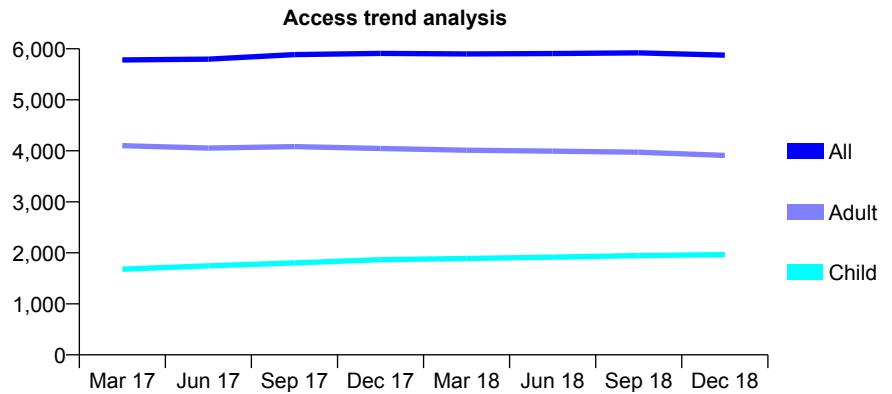
Q62 - Vital Signs At a Glance Contract Report for 755753/0001 - December 2018

Name or company name	MISS K PATEL
Contract type name	GDS Contract
Purpose of contract	General
Contract start date	01/04/2006
Contract end date	

18/19 Contracted general activity (UDA)	13,557
Carry forward general activity (UDA)	-265
18/19 Contracted orthodontic activity (UOA)	0
Carry forward orthodontic activity (UOA)	0
Baseline contract value	£379,532.17

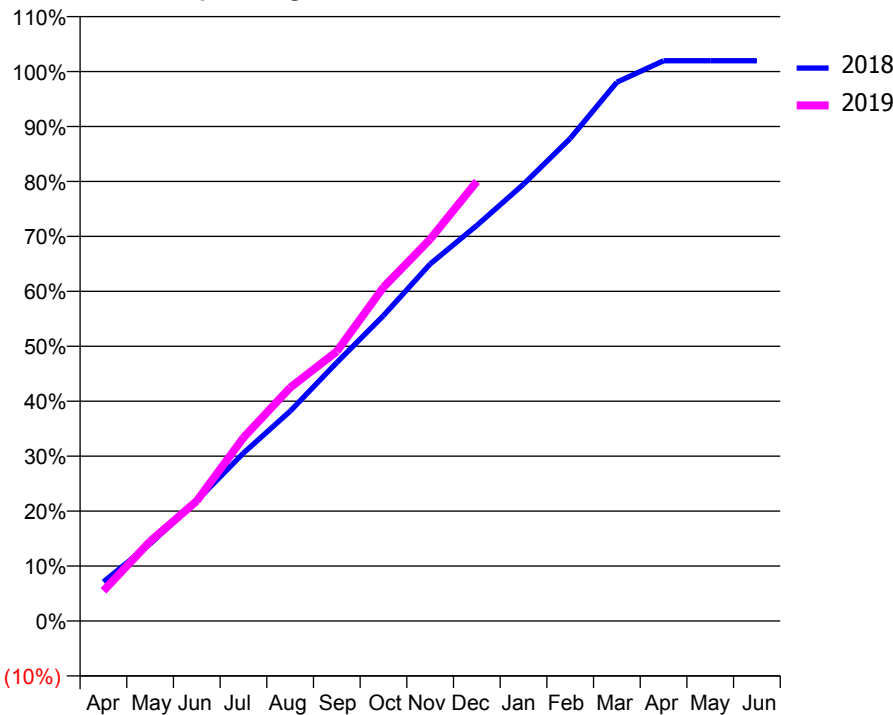
ACCESS*

Patients seen in 24 months	Total	Change since previous quarter
Quarter ending December 2017	5,910	
Quarter ending March 2018	5,900	→
Quarter ending June 2018	5,907	→
Quarter ending September 2018	5,920	→
Quarter ending December 2018	5,875	→
Variance since December 2017	(0.6%)	→



ACTIVITY

Cumulative percentage of contracted UDA delivered 2018 & 2019



Month	Adjusted Scheduled Activity (UDA)	
	2018	2019
April	967	746
May	1,902	1,967
June	2,968	2,961
July	4,143	4,526
August	5,176	5,758
September	6,378	6,650
October	7,535	8,237
November	8,809	9,420
December	9,760	10,844
January	10,775	
February	11,903	
March	13,292	
April	13,822	
May	13,822	
June	13,822	

QUALITY

	Quantity	Base Number	Contract	AT	Region	England
% of FP17s for the same patient ID Re-attending within 3 months - Children	190	2,023	9.4%	10.2%	11.8%	11.8%
% of FP17s for the same patient ID Re-attending within 3 months - Adults	394	3,316	11.9%	15.7%	16.7%	15.6%
% of FP17s for the same patient ID Re-attending between 3 & 9 months - Children	1,035	2,023	51.2%	48.3%	48.6%	58.8%
% of FP17s for the same patient ID Re-attending between 3 & 9 months - Adults	1,468	3,316	44.3%	38.5%	39.1%	51.0%
% of FP17s for Band 1 Urgent Courses	346	4,628	7.5%	11.0%	10.6%	9.0%
% of FP17s Relating to Free Repair or Replacements	33	4,628	0.7%	0.5%	0.5%	0.8%
% of FP17s Relating to Continuations	27	4,628	0.6%	0.5%	0.7%	0.9%
% of Patients satisfied with the dentistry they have received	4	4	N/A	87.7%	90.2%	93.2%
% of Patients satisfied with the time they had to wait for an appointment	3	4	N/A	85.7%	85.0%	88.3%

* This is based on patients treated on this contract for their most recent course of treatment. Figures in italics indicate the base number of FP17s or Patient Questionnaire responses are less than 100. N/A is shown where the base number of responses is less than 10 during the period. % is calculated as Quantity/Base number*100

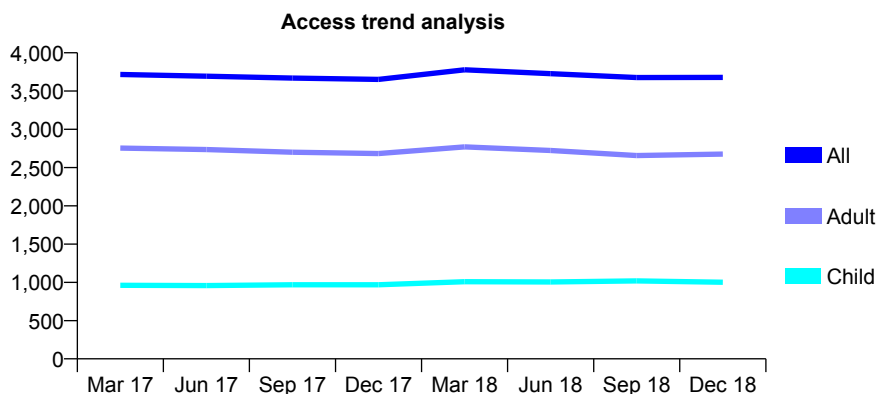
Q62 - Vital Signs At a Glance Contract Report for 763608/0001 - December 2018

Name or company name	MRS N TAVAKOLI
Contract type name	GDS Contract
Purpose of contract	General
Contract start date	01/04/2006
Contract end date	

18/19 Contracted general activity (UDA)	10,618
Carry forward general activity (UDA)	-133
18/19 Contracted orthodontic activity (UOA)	0
Carry forward orthodontic activity (UOA)	0
Baseline contract value	£330,275.44

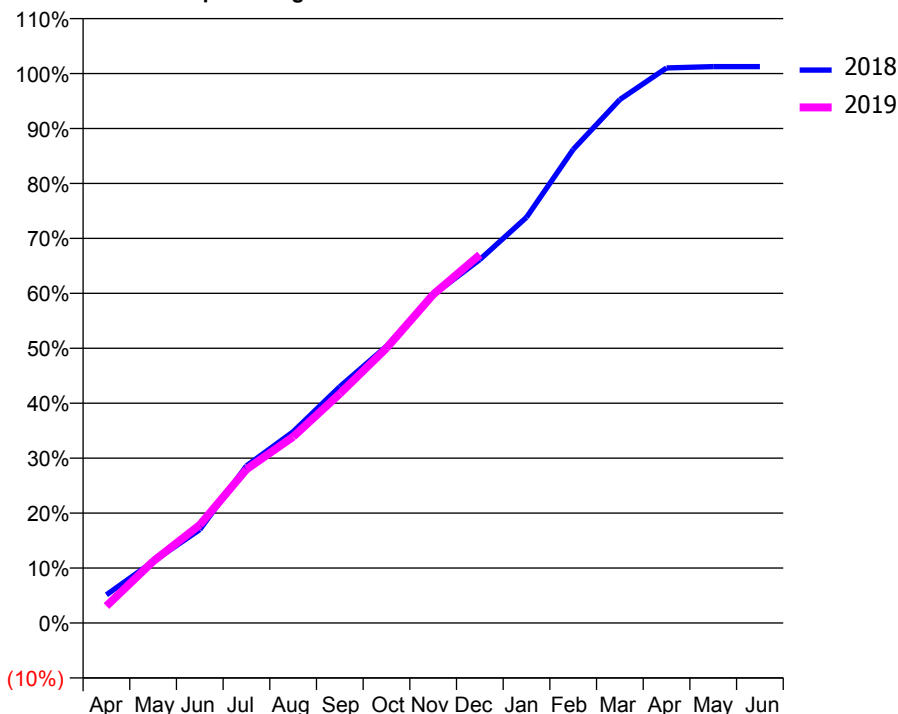
ACCESS*

Patients seen in 24 months	Total	Change since previous quarter
Quarter ending December 2017	3,652	
Quarter ending March 2018	3,778	↑
Quarter ending June 2018	3,727	↓
Quarter ending September 2018	3,676	↓
Quarter ending December 2018	3,679	→
Variance since December 2017	0.7%	→



ACTIVITY

Cumulative percentage of contracted UDA delivered 2018 & 2019



QUALITY

	Quantity	Base Number	Contract	AT	Region	England
% of FP17s for the same patient ID Re-attending within 3 months - Children	25	732	3.4%	10.2%	11.8%	11.8%
% of FP17s for the same patient ID Re-attending within 3 months - Adults	122	1,918	6.4%	15.7%	16.7%	15.6%
% of FP17s for the same patient ID Re-attending between 3 & 9 months - Children	217	732	29.6%	48.3%	48.6%	58.8%
% of FP17s for the same patient ID Re-attending between 3 & 9 months - Adults	637	1,918	33.2%	38.5%	39.1%	51.0%
% of FP17s for Band 1 Urgent Courses	153	2,461	6.2%	11.0%	10.6%	9.0%
% of FP17s Relating to Free Repair or Replacements	7	2,461	0.3%	0.5%	0.5%	0.8%
% of FP17s Relating to Continuations	16	2,461	0.7%	0.5%	0.7%	0.9%
% of Patients satisfied with the dentistry they have received	0	0	N/A	87.7%	90.2%	93.2%
% of Patients satisfied with the time they had to wait for an appointment	0	0	N/A	85.7%	85.0%	88.3%

* This is based on patients treated on this contract for their most recent course of treatment. Figures in italics indicate the base number of FP17s or Patient Questionnaire responses are less than 100. N/A is shown where the base number of responses is less than 10 during the period. % is calculated as Quantity/Base number*100

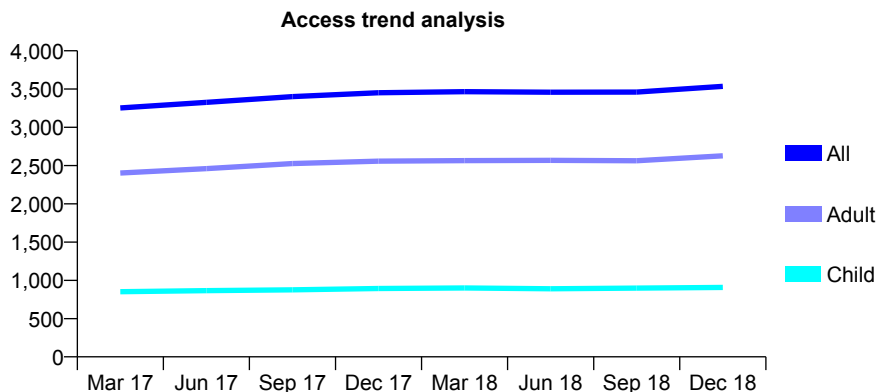
Q62 - Vital Signs At a Glance Contract Report for 763675/0002 - December 2018

Name or company name	MR SB MEHTA
Contract type name	GDS Contract
Purpose of contract	General
Contract start date	01/04/2006
Contract end date	

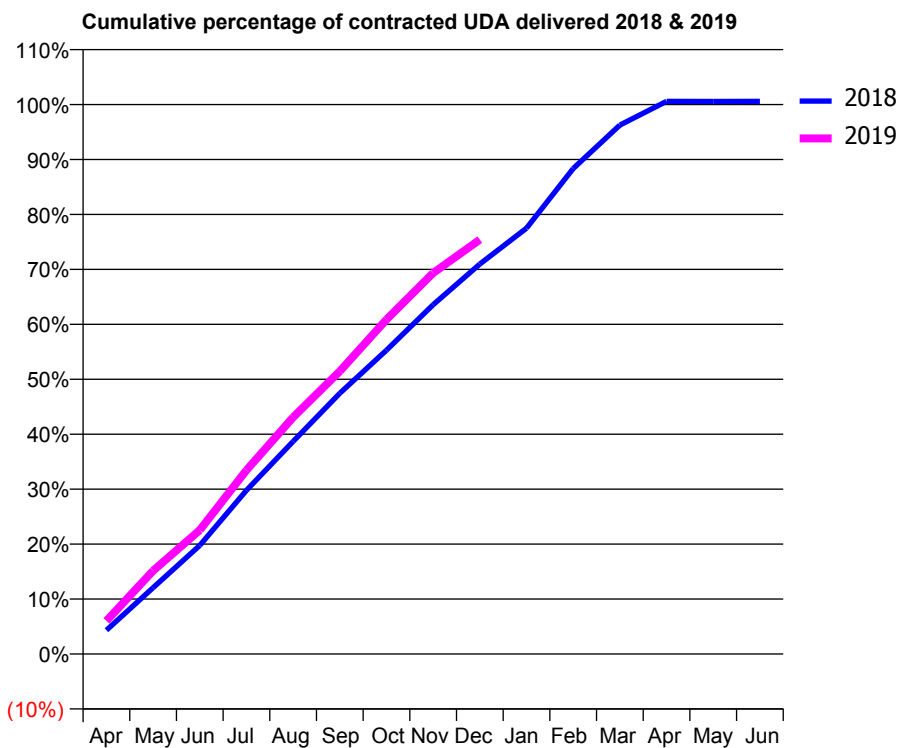
18/19 Contracted general activity (UDA)	9,778
Carry forward general activity (UDA)	-56
18/19 Contracted orthodontic activity (UOA)	0
Carry forward orthodontic activity (UOA)	0
Baseline contract value	£242,828.99

ACCESS*

Patients seen in 24 months	Total	Change since previous quarter
Quarter ending December 2017	3,451	
Quarter ending March 2018	3,465	→
Quarter ending June 2018	3,458	→
Quarter ending September 2018	3,461	→
Quarter ending December 2018	3,535	↑
Variance since December 2017	2.4%	↑



ACTIVITY



Month	Adjusted Scheduled Activity (UDA)	
	2018	2019
April	424	589
May	1,180	1,482
June	1,933	2,205
July	2,912	3,270
August	3,784	4,213
September	4,639	5,033
October	5,406	5,953
November	6,216	6,779
December	6,940	7,374
January	7,578	
February	8,639	
March	9,412	
April	9,835	
May	9,833	
June	9,834	

QUALITY

	Quantity	Base Number	Contract	AT	Region	England
% of FP17s for the same patient ID Re-attending within 3 months - Children	72	966	7.5%	10.2%	11.8%	11.8%
% of FP17s for the same patient ID Re-attending within 3 months - Adults	393	2,702	14.5%	15.7%	16.7%	15.6%
% of FP17s for the same patient ID Re-attending between 3 & 9 months - Children	569	966	58.9%	48.3%	48.6%	58.8%
% of FP17s for the same patient ID Re-attending between 3 & 9 months - Adults	1,430	2,702	52.9%	38.5%	39.1%	51.0%
% of FP17s for Band 1 Urgent Courses	177	3,497	5.1%	11.0%	10.6%	9.0%
% of FP17s Relating to Free Repair or Replacements	26	3,497	0.7%	0.5%	0.5%	0.8%
% of FP17s Relating to Continuations	41	3,497	1.2%	0.5%	0.7%	0.9%
% of Patients satisfied with the dentistry they have received	1	1	N/A	87.7%	90.2%	93.2%
% of Patients satisfied with the time they had to wait for an appointment	1	1	N/A	85.7%	85.0%	88.3%

* This is based on patients treated on this contract for their most recent course of treatment. Figures in italics indicate the base number of FP17s or Patient Questionnaire responses are less than 100. N/A is shown where the base number of responses is less than 10 during the period. % is calculated as Quantity/Base number*100

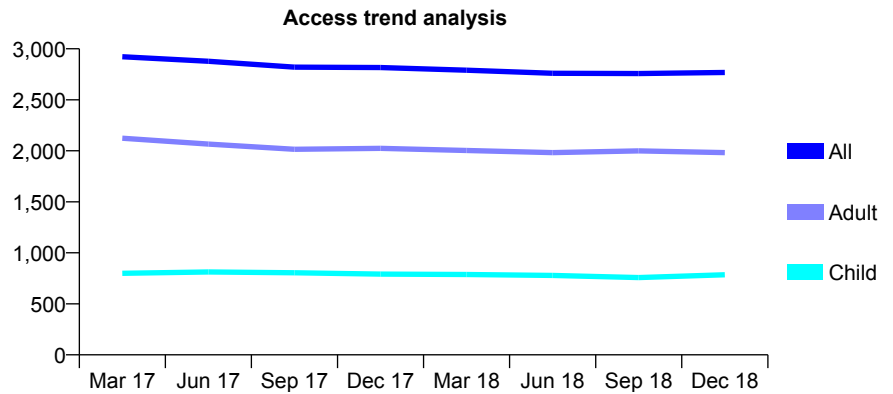
Q62 - Vital Signs At a Glance Contract Report for 763802/0001 - December 2018

Name or company name	MR R VADHER
Contract type name	GDS Contract
Purpose of contract	General
Contract start date	01/04/2006
Contract end date	

18/19 Contracted general activity (UDA)	6,390
Carry forward general activity (UDA)	-128
18/19 Contracted orthodontic activity (UOA)	0
Carry forward orthodontic activity (UOA)	0
Baseline contract value	£173,980.52

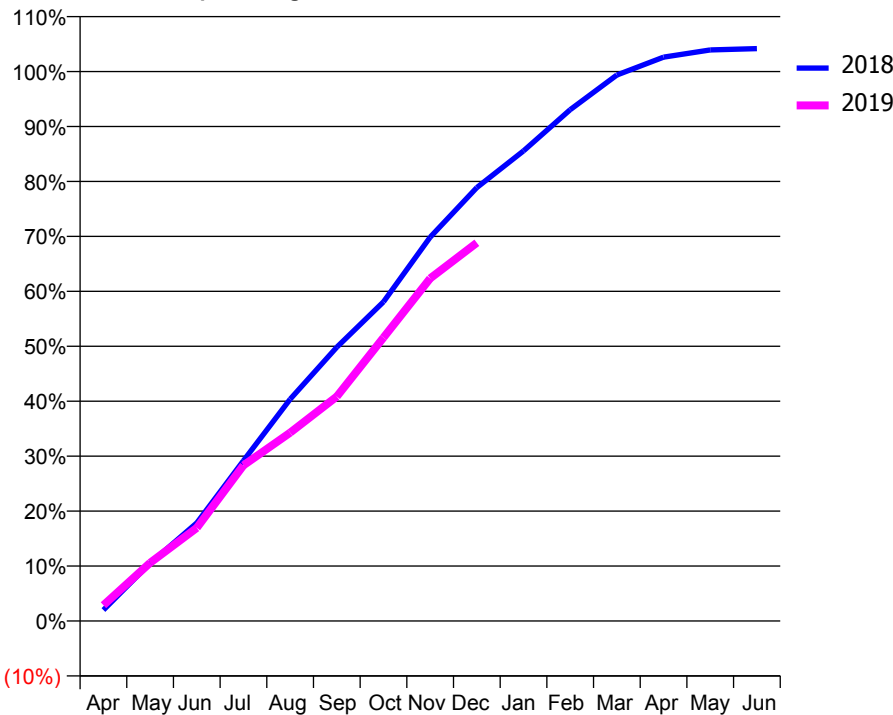
ACCESS*

Patients seen in 24 months	Total	Change since previous quarter
Quarter ending December 2017	2,816	
Quarter ending March 2018	2,790	→
Quarter ending June 2018	2,760	↓
Quarter ending September 2018	2,757	→
Quarter ending December 2018	2,768	→
Variance since December 2017	(1.7%)	↓



ACTIVITY

Cumulative percentage of contracted UDA delivered 2018 & 2019



Month	Adjusted Scheduled Activity (UDA)	
	2018	2019
April	128	183
May	672	676
June	1,140	1,084
July	1,865	1,810
August	2,579	2,190
September	3,184	2,610
October	3,711	3,296
November	4,463	3,985
December	5,040	4,398
January	5,467	
February	5,946	
March	6,349	
April	6,557	
May	6,641	
June	6,656	

QUALITY

	Quantity	Base Number	Contract	AT	Region	England
% of FP17s for the same patient ID Re-attending within 3 months - Children	16	509	3.1%	10.2%	11.8%	11.8%
% of FP17s for the same patient ID Re-attending within 3 months - Adults	89	1,293	6.9%	15.7%	16.7%	15.6%
% of FP17s for the same patient ID Re-attending between 3 & 9 months - Children	130	509	25.5%	48.3%	48.6%	58.8%
% of FP17s for the same patient ID Re-attending between 3 & 9 months - Adults	376	1,293	29.1%	38.5%	39.1%	51.0%
% of FP17s for Band 1 Urgent Courses	40	1,674	2.4%	11.0%	10.6%	9.0%
% of FP17s Relating to Free Repair or Replacements	2	1,674	0.1%	0.5%	0.5%	0.8%
% of FP17s Relating to Continuations	1	1,674	0.1%	0.5%	0.7%	0.9%
% of Patients satisfied with the dentistry they have received	0	0	N/A	87.7%	90.2%	93.2%
% of Patients satisfied with the time they had to wait for an appointment	0	0	N/A	85.7%	85.0%	88.3%

* This is based on patients treated on this contract for their most recent course of treatment. Figures in italics indicate the base number of FP17s or Patient Questionnaire responses are less than 100. N/A is shown where the base number of responses is less than 10 during the period. % is calculated as Quantity/Base number*100

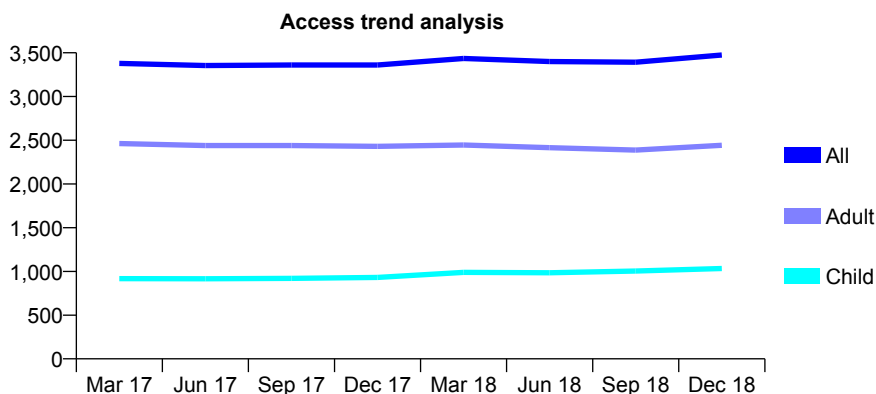
Q62 - Vital Signs At a Glance Contract Report for 763934/0001 - December 2018

Name or company name	MRS F KHOSRAVI
Contract type name	GDS Contract
Purpose of contract	General
Contract start date	01/04/2006
Contract end date	

18/19 Contracted general activity (UDA)	12,195
Carry forward general activity (UDA)	0
18/19 Contracted orthodontic activity (UOA)	0
Carry forward orthodontic activity (UOA)	0
Baseline contract value	£389,556.14

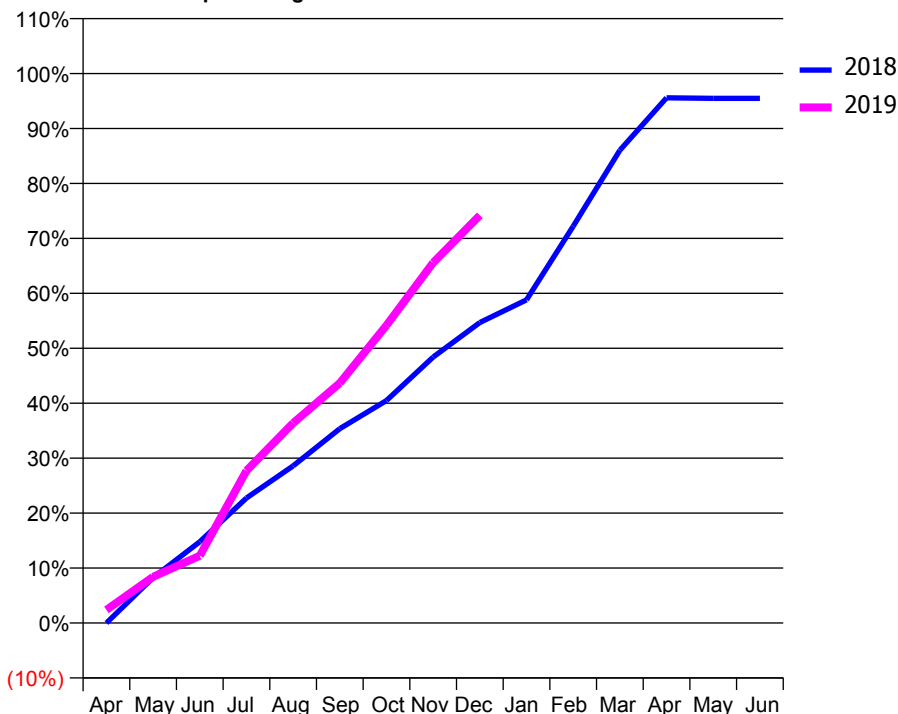
ACCESS*

Patients seen in 24 months	Total	Change since previous quarter
Quarter ending December 2017	3,361	
Quarter ending March 2018	3,435	↑
Quarter ending June 2018	3,400	↓
Quarter ending September 2018	3,392	→
Quarter ending December 2018	3,475	↑
Variance since December 2017	3.4%	↑



ACTIVITY

Cumulative percentage of contracted UDA delivered 2018 & 2019



Month	Adjusted Scheduled Activity (UDA)	
	2018	2019
April	3	290
May	1,007	1,027
June	1,804	1,493
July	2,775	3,380
August	3,487	4,439
September	4,313	5,325
October	4,938	6,607
November	5,903	7,998
December	6,670	9,048
January	7,172	
February	8,806	
March	10,492	
April	11,655	
May	11,644	
June	11,642	

QUALITY

	Quantity	Base Number	Contract	AT	Region	England
% of FP17s for the same patient ID Re-attending within 3 months - Children	94	946	9.9%	10.2%	11.8%	11.8%
% of FP17s for the same patient ID Re-attending within 3 months - Adults	428	2,236	19.1%	15.7%	16.7%	15.6%
% of FP17s for the same patient ID Re-attending between 3 & 9 months - Children	400	946	42.3%	48.3%	48.6%	58.8%
% of FP17s for the same patient ID Re-attending between 3 & 9 months - Adults	825	2,236	36.9%	38.5%	39.1%	51.0%
% of FP17s for Band 1 Urgent Courses	202	2,925	6.9%	11.0%	10.6%	9.0%
% of FP17s Relating to Free Repair or Replacements	13	2,925	0.4%	0.5%	0.5%	0.8%
% of FP17s Relating to Continuations	2	2,925	0.1%	0.5%	0.7%	0.9%
% of Patients satisfied with the dentistry they have received	1	1	N/A	87.7%	90.2%	93.2%
% of Patients satisfied with the time they had to wait for an appointment	1	1	N/A	85.7%	85.0%	88.3%

* This is based on patients treated on this contract for their most recent course of treatment. Figures in italics indicate the base number of FP17s or Patient Questionnaire responses are less than 100. N/A is shown where the base number of responses is less than 10 during the period. % is calculated as Quantity/Base number*100

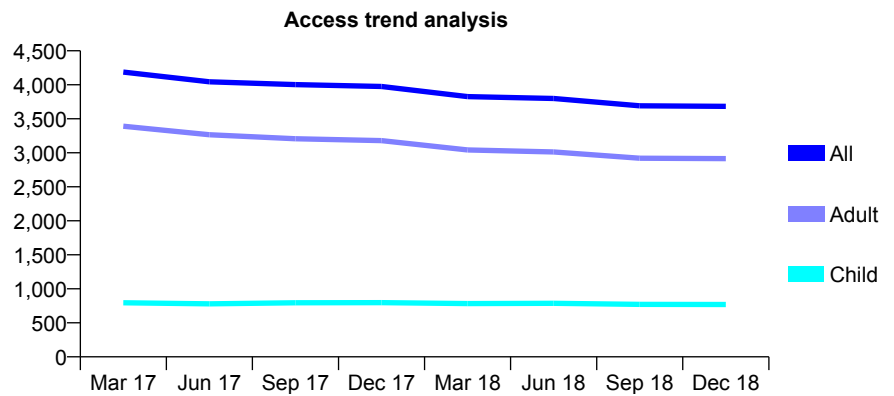
Q62 - Vital Signs At a Glance Contract Report for 764957/0003 - December 2018

Name or company name	Valecha Dental Practice
Contract type name	GDS Contract
Purpose of contract	General
Contract start date	01/04/2006
Contract end date	

18/19 Contracted general activity (UDA)	15,834
Carry forward general activity (UDA)	-102
18/19 Contracted orthodontic activity (UOA)	0
Carry forward orthodontic activity (UOA)	0
Baseline contract value	£416,297.06

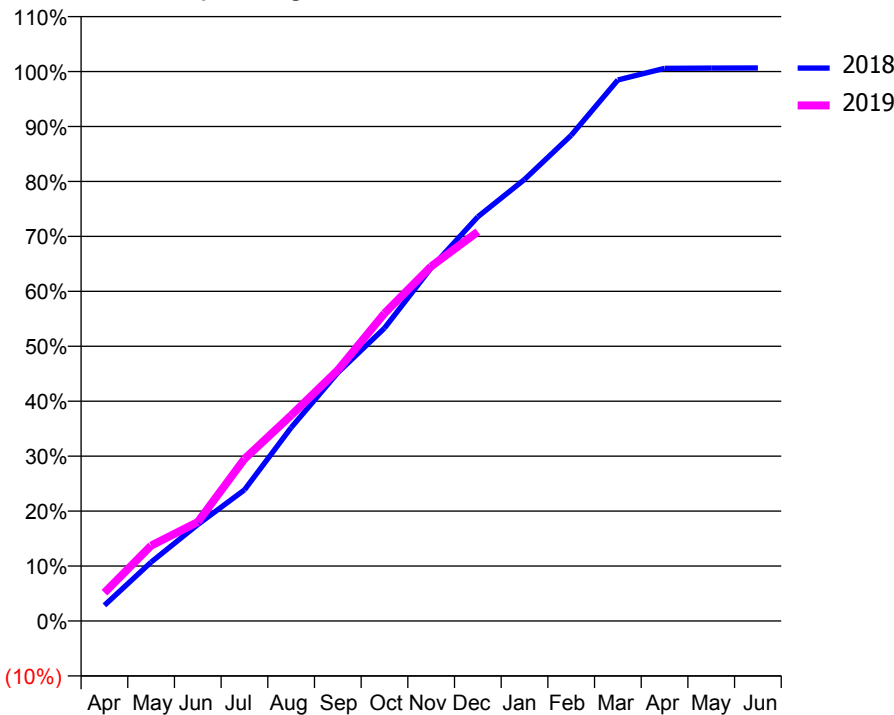
ACCESS*

Patients seen in 24 months	Total	Change since previous quarter
Quarter ending December 2017	3,976	
Quarter ending March 2018	3,826	↓
Quarter ending June 2018	3,799	→
Quarter ending September 2018	3,692	↓
Quarter ending December 2018	3,683	→
Variance since December 2017	(7.4%)	↓



ACTIVITY

Cumulative percentage of contracted UDA delivered 2018 & 2019



Month	Adjusted Scheduled Activity (UDA)	
	2018	2019
April	452	815
May	1,698	2,172
June	2,781	2,854
July	3,779	4,672
August	5,575	5,929
September	7,158	7,229
October	8,441	8,867
November	10,175	10,217
December	11,648	11,217
January	12,724	
February	13,995	
March	15,590	
April	15,926	
May	15,933	
June	15,936	

QUALITY

	Quantity	Base Number	Contract	AT	Region	England
% of FP17s for the same patient ID Re-attending within 3 months - Children	107	805	13.3%	10.2%	11.8%	11.8%
% of FP17s for the same patient ID Re-attending within 3 months - Adults	475	2,682	17.7%	15.7%	16.7%	15.6%
% of FP17s for the same patient ID Re-attending between 3 & 9 months - Children	421	805	52.3%	48.3%	48.6%	58.8%
% of FP17s for the same patient ID Re-attending between 3 & 9 months - Adults	1,196	2,682	44.6%	38.5%	39.1%	51.0%
% of FP17s for Band 1 Urgent Courses	239	3,359	7.1%	11.0%	10.6%	9.0%
% of FP17s Relating to Free Repair or Replacements	90	3,359	2.7%	0.5%	0.5%	0.8%
% of FP17s Relating to Continuations	7	3,359	0.2%	0.5%	0.7%	0.9%
% of Patients satisfied with the dentistry they have received	1	1	N/A	87.7%	90.2%	93.2%
% of Patients satisfied with the time they had to wait for an appointment	1	1	N/A	85.7%	85.0%	88.3%

* This is based on patients treated on this contract for their most recent course of treatment. Figures in italics indicate the base number of FP17s or Patient Questionnaire responses are less than 100. N/A is shown where the base number of responses is less than 10 during the period. % is calculated as Quantity/Base number*100

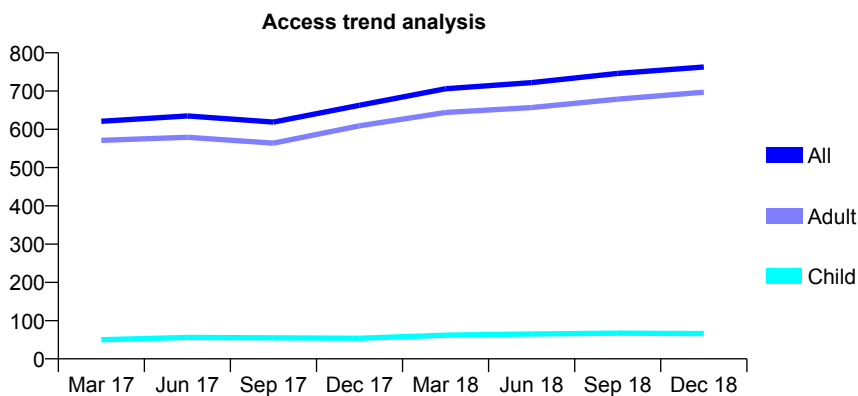
Q62 - Vital Signs At a Glance Contract Report for 766895/0001 - December 2018

Name or company name	MR M SOLTAN MOHAMMADI KHAYAT
Contract type name	GDS Contract
Purpose of contract	General
Contract start date	01/04/2006
Contract end date	

18/19 Contracted general activity (UDA)	976
Carry forward general activity (UDA)	5
18/19 Contracted orthodontic activity (UOA)	0
Carry forward orthodontic activity (UOA)	0
Baseline contract value	£36,199.73

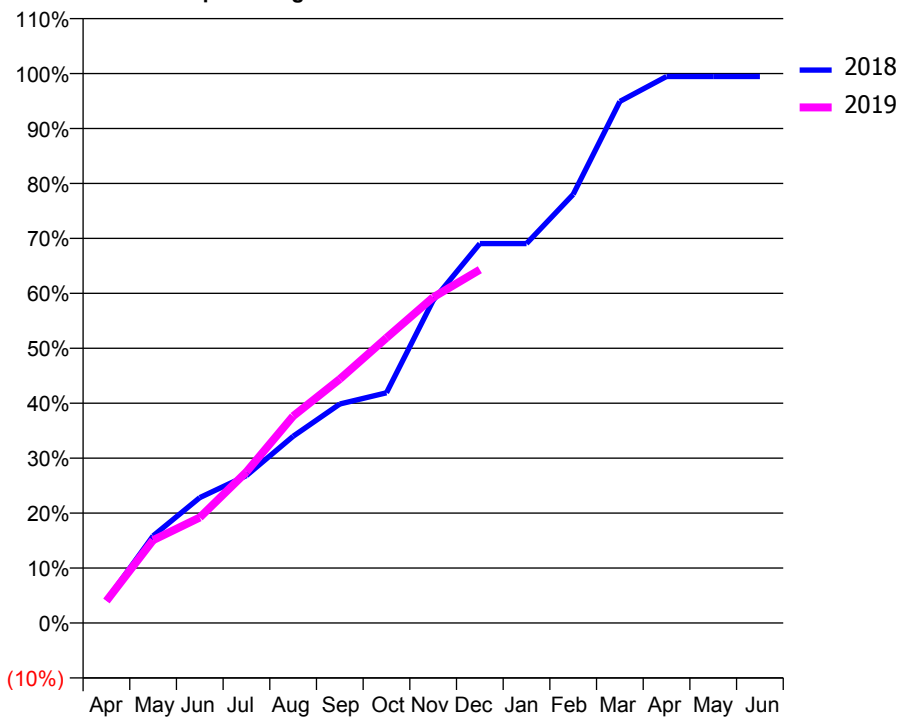
ACCESS*

Patients seen in 24 months	Total	Change since previous quarter
Quarter ending December 2017	663	
Quarter ending March 2018	706	↑
Quarter ending June 2018	722	↑
Quarter ending September 2018	746	↑
Quarter ending December 2018	763	↑
Variance since December 2017	15.1%	↑



ACTIVITY

Cumulative percentage of contracted UDA delivered 2018 & 2019



Month	Adjusted Scheduled Activity (UDA)	
	2018	2019
April	40	39
May	155	147
June	223	187
July	262	268
August	332	367
September	389	433
October	409	506
November	573	578
December	674	628
January	674	
February	761	
March	926	
April	971	
May	971	
June	971	

QUALITY

	Quantity	Base Number	Contract	AT	Region	England
% of FP17s for the same patient ID Re-attending within 3 months - Children	4	54	7.4%	10.2%	11.8%	11.8%
% of FP17s for the same patient ID Re-attending within 3 months - Adults	16	433	3.7%	15.7%	16.7%	15.6%
% of FP17s for the same patient ID Re-attending between 3 & 9 months - Children	27	54	50.0%	48.3%	48.6%	58.8%
% of FP17s for the same patient ID Re-attending between 3 & 9 months - Adults	89	433	20.6%	38.5%	39.1%	51.0%
% of FP17s for Band 1 Urgent Courses	3	468	0.6%	11.0%	10.6%	9.0%
% of FP17s Relating to Free Repair or Replacements	0	468	0.0%	0.5%	0.5%	0.8%
% of FP17s Relating to Continuations	0	468	0.0%	0.5%	0.7%	0.9%
% of Patients satisfied with the dentistry they have received	0	0	N/A	87.7%	90.2%	93.2%
% of Patients satisfied with the time they had to wait for an appointment	0	0	N/A	85.7%	85.0%	88.3%

* This is based on patients treated on this contract for their most recent course of treatment. Figures in italics indicate the base number of FP17s or Patient Questionnaire responses are less than 100. N/A is shown where the base number of responses is less than 10 during the period. % is calculated as Quantity/Base number*100

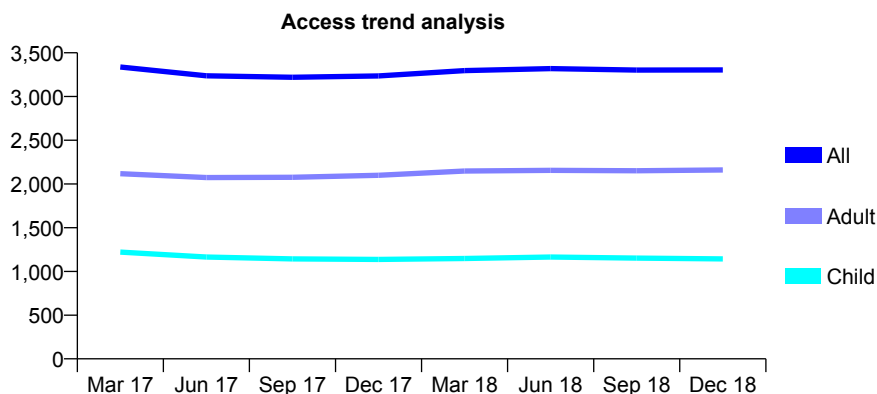
Q62 - Vital Signs At a Glance Contract Report for 766895/0004 - December 2018

Name or company name	MR M SOLTAN MOHAMMADI KHAYAT
Contract type name	GDS Contract
Purpose of contract	General
Contract start date	01/02/2015
Contract end date	

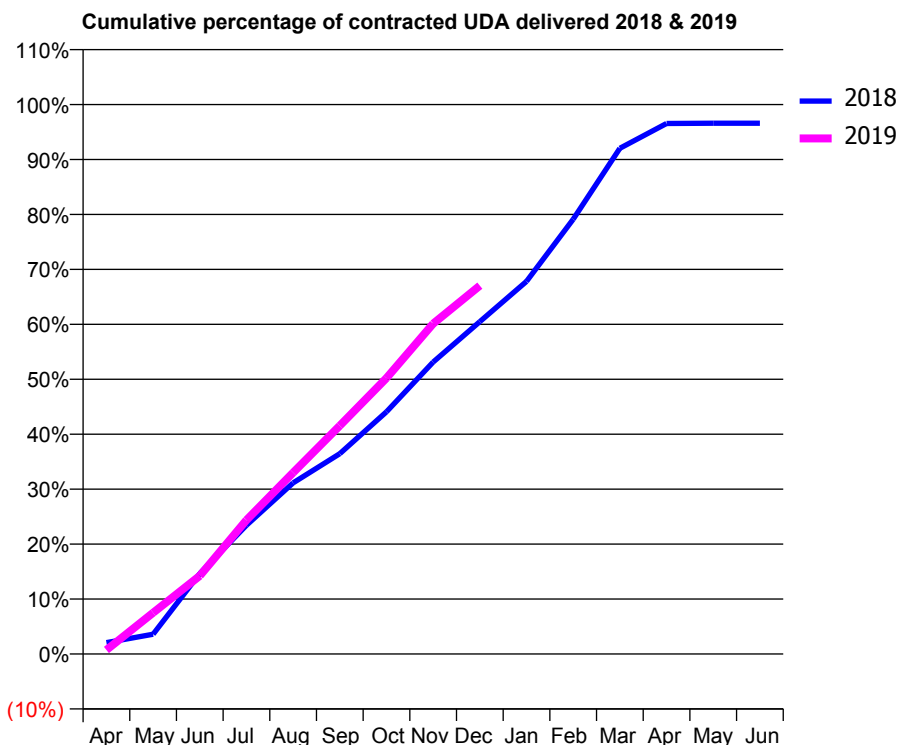
18/19 Contracted general activity (UDA)	9,365
Carry forward general activity (UDA)	318
18/19 Contracted orthodontic activity (UOA)	0
Carry forward orthodontic activity (UOA)	0
Baseline contract value	£265,617.15

ACCESS*

Patients seen in 24 months	Total	Change since previous quarter
Quarter ending December 2017	3,236	
Quarter ending March 2018	3,296	→
Quarter ending June 2018	3,319	→
Quarter ending September 2018	3,303	→
Quarter ending December 2018	3,304	→
Variance since December 2017	2.1%	↑



ACTIVITY



Month	Adjusted Scheduled Activity (UDA)	
	2018	2019
April	195	70
May	337	703
June	1,372	1,333
July	2,193	2,283
August	2,918	3,091
September	3,415	3,892
October	4,129	4,704
November	4,976	5,629
December	5,665	6,277
January	6,350	
February	7,411	
March	8,618	
April	9,041	
May	9,047	
June	9,047	

QUALITY

	Quantity	Base Number	Contract	AT	Region	England
% of FP17s for the same patient ID Re-attending within 3 months - Children	101	1,301	7.8%	10.2%	11.8%	11.8%
% of FP17s for the same patient ID Re-attending within 3 months - Adults	193	1,677	11.5%	15.7%	16.7%	15.6%
% of FP17s for the same patient ID Re-attending between 3 & 9 months - Children	762	1,301	58.6%	48.3%	48.6%	58.8%
% of FP17s for the same patient ID Re-attending between 3 & 9 months - Adults	752	1,677	44.8%	38.5%	39.1%	51.0%
% of FP17s for Band 1 Urgent Courses	191	2,787	6.9%	11.0%	10.6%	9.0%
% of FP17s Relating to Free Repair or Replacements	3	2,787	0.1%	0.5%	0.5%	0.8%
% of FP17s Relating to Continuations	2	2,787	0.1%	0.5%	0.7%	0.9%
% of Patients satisfied with the dentistry they have received	3	3	N/A	87.7%	90.2%	93.2%
% of Patients satisfied with the time they had to wait for an appointment	3	3	N/A	85.7%	85.0%	88.3%

* This is based on patients treated on this contract for their most recent course of treatment. Figures in italics indicate the base number of FP17s or Patient Questionnaire responses are less than 100. N/A is shown where the base number of responses is less than 10 during the period. % is calculated as Quantity/Base number*100

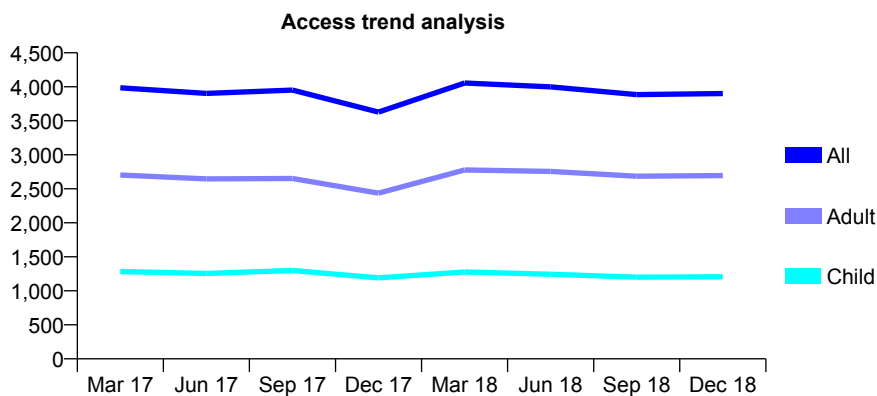
Q62 - Vital Signs At a Glance Contract Report for 767697/0002 - December 2018

Name or company name	MR F RAMEZANI
Contract type name	GDS Contract
Purpose of contract	General
Contract start date	01/04/2006
Contract end date	

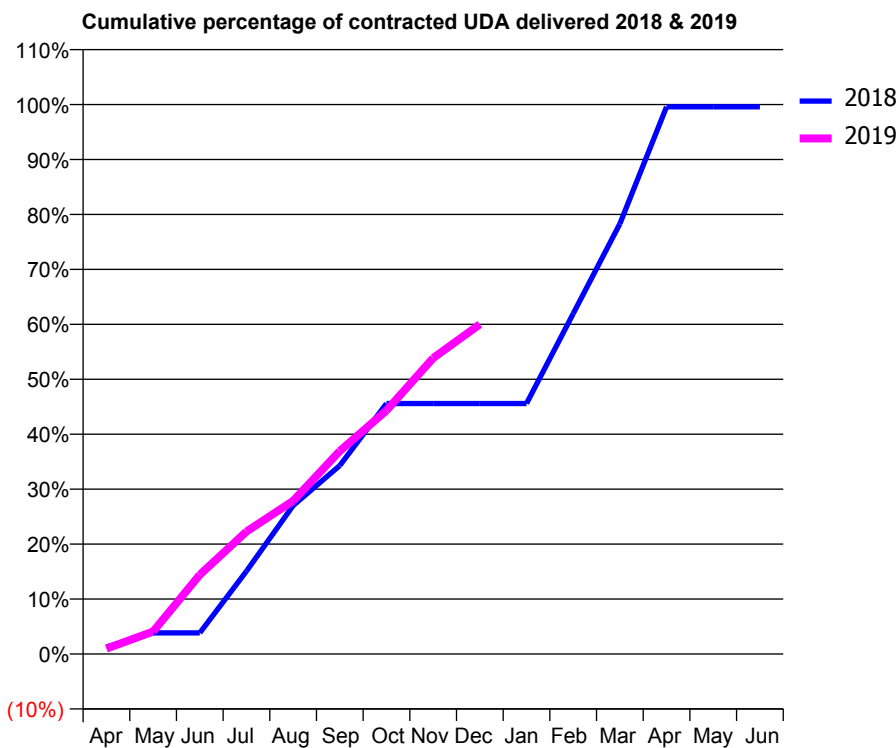
18/19 Contracted general activity (UDA)	8,692
Carry forward general activity (UDA)	36
18/19 Contracted orthodontic activity (UOA)	0
Carry forward orthodontic activity (UOA)	0
Baseline contract value	£242,487.48

ACCESS*

Patients seen in 24 months	Total	Change since previous quarter
Quarter ending December 2017	3,629	
Quarter ending March 2018	4,056	↑
Quarter ending June 2018	3,999	↓
Quarter ending September 2018	3,886	↓
Quarter ending December 2018	3,901	→
Variance since December 2017	7.5%	↑



ACTIVITY



Month	Adjusted Scheduled Activity (UDA)	
	2018	2019
April	111	86
May	335	356
June	335	1,254
July	1,311	1,938
August	2,349	2,423
September	2,981	3,212
October	3,962	3,852
November	3,962	4,682
December	3,962	5,214
January	3,962	
February	5,385	
March	6,805	
April	8,656	
May	8,656	
June	8,656	

QUALITY

	Quantity	Base Number	Contract	AT	Region	England
% of FP17s for the same patient ID Re-attending within 3 months - Children	36	854	4.2%	10.2%	11.8%	11.8%
% of FP17s for the same patient ID Re-attending within 3 months - Adults	139	1,750	7.9%	15.7%	16.7%	15.6%
% of FP17s for the same patient ID Re-attending between 3 & 9 months - Children	248	854	29.0%	48.3%	48.6%	58.8%
% of FP17s for the same patient ID Re-attending between 3 & 9 months - Adults	503	1,750	28.7%	38.5%	39.1%	51.0%
% of FP17s for Band 1 Urgent Courses	51	2,283	2.2%	11.0%	10.6%	9.0%
% of FP17s Relating to Free Repair or Replacements	1	2,283	0.0%	0.5%	0.5%	0.8%
% of FP17s Relating to Continuations	45	2,283	2.0%	0.5%	0.7%	0.9%
% of Patients satisfied with the dentistry they have received	1	1	N/A	87.7%	90.2%	93.2%
% of Patients satisfied with the time they had to wait for an appointment	1	1	N/A	85.7%	85.0%	88.3%

* This is based on patients treated on this contract for their most recent course of treatment. Figures in italics indicate the base number of FP17s or Patient Questionnaire responses are less than 100. N/A is shown where the base number of responses is less than 10 during the period. % is calculated as Quantity/Base number*100

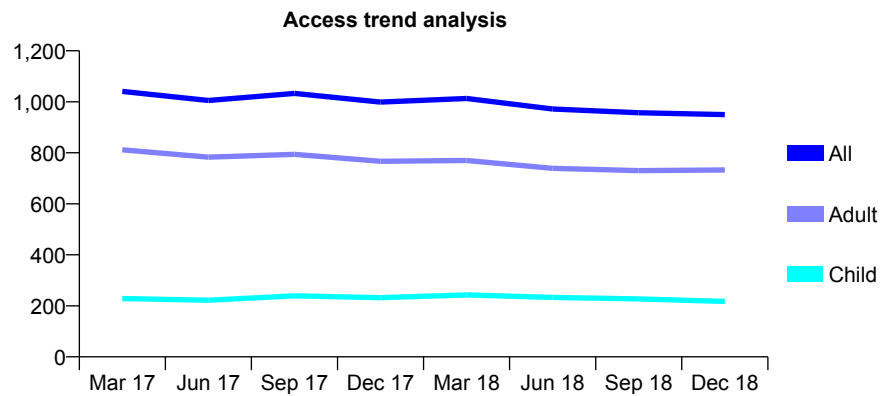
Q62 - Vital Signs At a Glance Contract Report for 768286/0001 - December 2018

Name or company name	Nidal Barakji & Nader Davani
Contract type name	GDS Contract
Purpose of contract	General
Contract start date	01/04/2006
Contract end date	

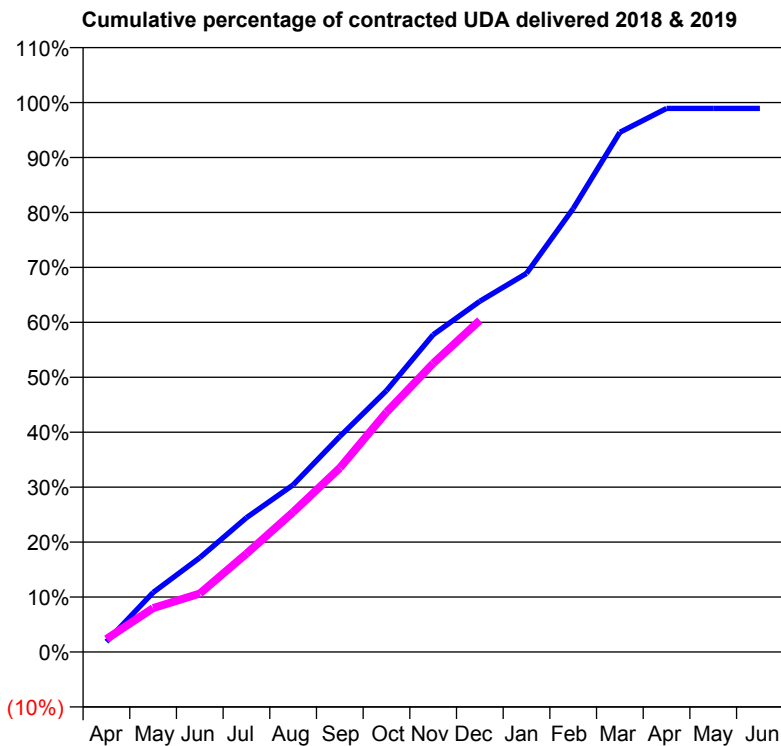
18/19 Contracted general activity (UDA)	4,598
Carry forward general activity (UDA)	50
18/19 Contracted orthodontic activity (UOA)	0
Carry forward orthodontic activity (UOA)	0
Baseline contract value	£152,316.80

ACCESS*

Patients seen in 24 months	Total	Change since previous quarter
Quarter ending December 2017	999	
Quarter ending March 2018	1,013	→
Quarter ending June 2018	972	↓
Quarter ending September 2018	957	↓
Quarter ending December 2018	950	→
Variance since December 2017	(4.9%)	↓



ACTIVITY



Month	Adjusted Scheduled Activity (UDA)	
	2018	2019
April	86	109
May	498	368
June	789	490
July	1,125	823
August	1,398	1,171
September	1,803	1,540
October	2,188	2,007
November	2,655	2,415
December	2,935	2,775
January	3,168	
February	3,711	
March	4,349	
April	4,548	
May	4,548	
June	4,548	

QUALITY

	Quantity	Base Number	Contract	AT	Region	England
% of FP17s for the same patient ID Re-attending within 3 months - Children	22	166	13.3%	10.2%	11.8%	11.8%
% of FP17s for the same patient ID Re-attending within 3 months - Adults	169	729	23.2%	15.7%	16.7%	15.6%
% of FP17s for the same patient ID Re-attending between 3 & 9 months - Children	69	166	41.6%	48.3%	48.6%	58.8%
% of FP17s for the same patient ID Re-attending between 3 & 9 months - Adults	287	729	39.4%	38.5%	39.1%	51.0%
% of FP17s for Band 1 Urgent Courses	210	860	24.4%	11.0%	10.6%	9.0%
% of FP17s Relating to Free Repair or Replacements	1	860	0.1%	0.5%	0.5%	0.8%
% of FP17s Relating to Continuations	10	860	1.2%	0.5%	0.7%	0.9%
% of Patients satisfied with the dentistry they have received	1	1	N/A	87.7%	90.2%	93.2%
% of Patients satisfied with the time they had to wait for an appointment	1	1	N/A	85.7%	85.0%	88.3%

* This is based on patients treated on this contract for their most recent course of treatment. Figures in italics indicate the base number of FP17s or Patient Questionnaire responses are less than 100. N/A is shown where the base number of responses is less than 10 during the period. % is calculated as Quantity/Base number*100

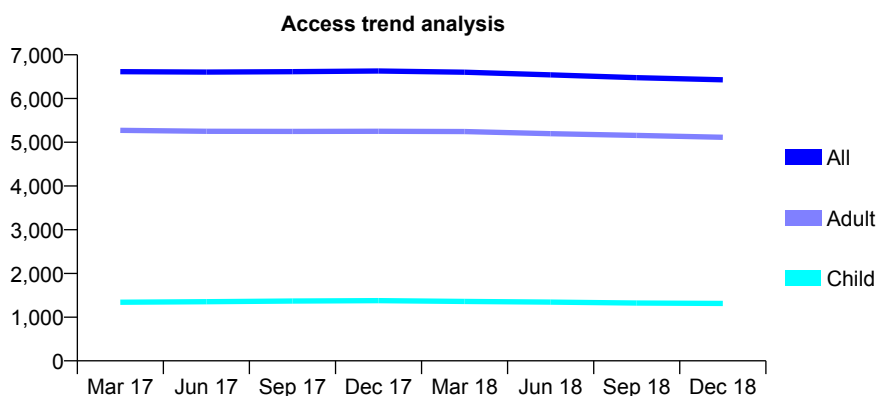
Q62 - Vital Signs At a Glance Contract Report for 768359/0001 - December 2018

Name or company name	MR KC SHAH
Contract type name	GDS Contract
Purpose of contract	General
Contract start date	01/04/2006
Contract end date	

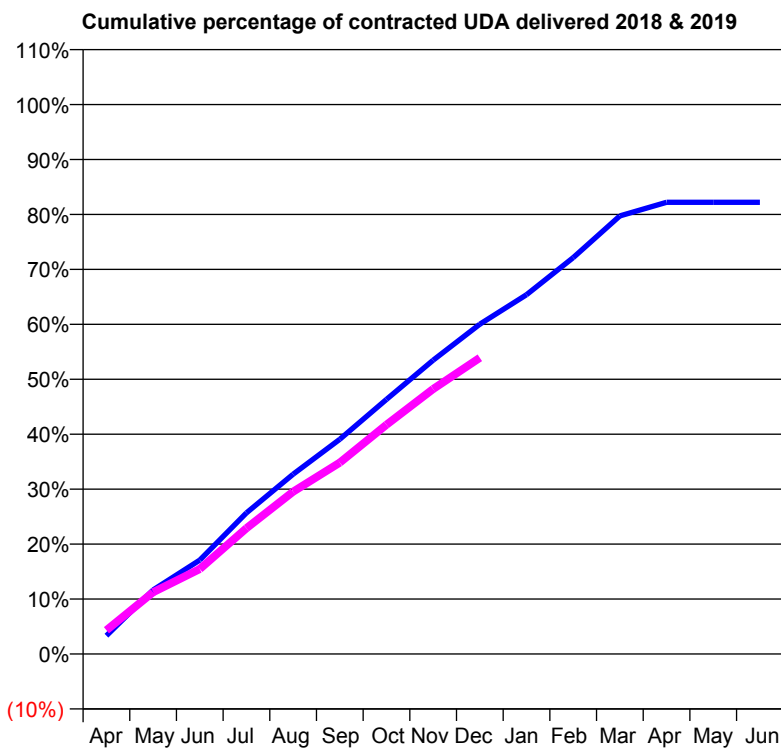
18/19 Contracted general activity (UDA)	22,099
Carry forward general activity (UDA)	0
18/19 Contracted orthodontic activity (UOA)	0
Carry forward orthodontic activity (UOA)	0
Baseline contract value	£668,257.01

ACCESS*

Patients seen in 24 months	Total	Change since previous quarter
Quarter ending December 2017	6,628	
Quarter ending March 2018	6,603	→
Quarter ending June 2018	6,540	→
Quarter ending September 2018	6,476	→
Quarter ending December 2018	6,427	→
Variance since December 2017	(3.0%)	↓



ACTIVITY



Month	Adjusted Scheduled Activity (UDA)	
	2018	2019
April	737	956
May	2,579	2,485
June	3,779	3,417
July	5,679	5,058
August	7,232	6,529
September	8,636	7,698
October	10,241	9,219
November	11,818	10,661
December	13,267	11,916
January	14,452	
February	15,942	
March	17,618	
April	18,164	
May	18,164	
June	18,164	

QUALITY

	Quantity	Base Number	Contract	AT	Region	England
% of FP17s for the same patient ID Re-attending within 3 months - Children	71	1,231	5.8%	10.2%	11.8%	11.8%
% of FP17s for the same patient ID Re-attending within 3 months - Adults	649	4,547	14.3%	15.7%	16.7%	15.6%
% of FP17s for the same patient ID Re-attending between 3 & 9 months - Children	666	1,231	54.1%	48.3%	48.6%	58.8%
% of FP17s for the same patient ID Re-attending between 3 & 9 months - Adults	1,998	4,547	43.9%	38.5%	39.1%	51.0%
% of FP17s for Band 1 Urgent Courses	568	5,542	10.2%	11.0%	10.6%	9.0%
% of FP17s Relating to Free Repair or Replacements	33	5,542	0.6%	0.5%	0.5%	0.8%
% of FP17s Relating to Continuations	55	5,542	1.0%	0.5%	0.7%	0.9%
% of Patients satisfied with the dentistry they have received	0	0	N/A	87.7%	90.2%	93.2%
% of Patients satisfied with the time they had to wait for an appointment	0	0	N/A	85.7%	85.0%	88.3%

* This is based on patients treated on this contract for their most recent course of treatment. Figures in italics indicate the base number of FP17s or Patient Questionnaire responses are less than 100. N/A is shown where the base number of responses is less than 10 during the period. % is calculated as Quantity/Base number*100

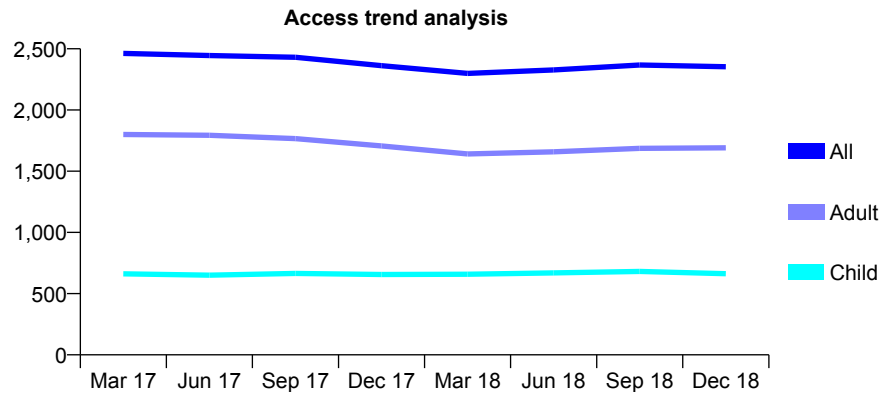
Q62 - Vital Signs At a Glance Contract Report for 769576/0001 - December 2018

Name or company name	MR E GANJEH KHOSRAVI
Contract type name	GDS Contract
Purpose of contract	General
Contract start date	01/04/2006
Contract end date	

18/19 Contracted general activity (UDA)	9,073
Carry forward general activity (UDA)	299
18/19 Contracted orthodontic activity (UOA)	0
Carry forward orthodontic activity (UOA)	0
Baseline contract value	£283,351.78

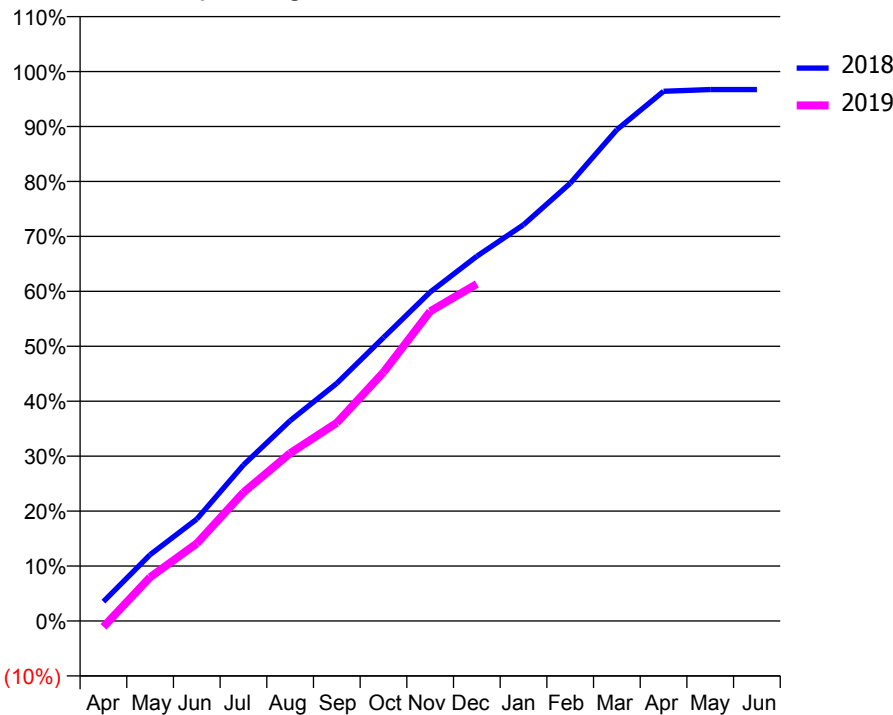
ACCESS*

Patients seen in 24 months	Total	Change since previous quarter
Quarter ending December 2017	2,362	
Quarter ending March 2018	2,299	↓
Quarter ending June 2018	2,327	→
Quarter ending September 2018	2,368	→
Quarter ending December 2018	2,354	→
Variance since December 2017	(0.3%)	→



ACTIVITY

Cumulative percentage of contracted UDA delivered 2018 & 2019



Month	Adjusted Scheduled Activity (UDA)	
	2018	2019
April	320	-98
May	1,096	724
June	1,683	1,280
July	2,576	2,123
August	3,308	2,771
September	3,924	3,272
October	4,679	4,108
November	5,431	5,114
December	6,024	5,566
January	6,542	
February	7,228	
March	8,112	
April	8,747	
May	8,774	
June	8,774	

QUALITY

	Quantity	Base Number	Contract	AT	Region	England
% of FP17s for the same patient ID Re-attending within 3 months - Children	47	637	7.4%	10.2%	11.8%	11.8%
% of FP17s for the same patient ID Re-attending within 3 months - Adults	303	1,565	19.4%	15.7%	16.7%	15.6%
% of FP17s for the same patient ID Re-attending between 3 & 9 months - Children	283	637	44.4%	48.3%	48.6%	58.8%
% of FP17s for the same patient ID Re-attending between 3 & 9 months - Adults	498	1,565	31.8%	38.5%	39.1%	51.0%
% of FP17s for Band 1 Urgent Courses	423	2,073	20.4%	11.0%	10.6%	9.0%
% of FP17s Relating to Free Repair or Replacements	6	2,073	0.3%	0.5%	0.5%	0.8%
% of FP17s Relating to Continuations	1	2,073	0.0%	0.5%	0.7%	0.9%
% of Patients satisfied with the dentistry they have received	2	3	N/A	87.7%	90.2%	93.2%
% of Patients satisfied with the time they had to wait for an appointment	2	3	N/A	85.7%	85.0%	88.3%

* This is based on patients treated on this contract for their most recent course of treatment. Figures in italics indicate the base number of FP17s or Patient Questionnaire responses are less than 100. N/A is shown where the base number of responses is less than 10 during the period. % is calculated as Quantity/Base number*100

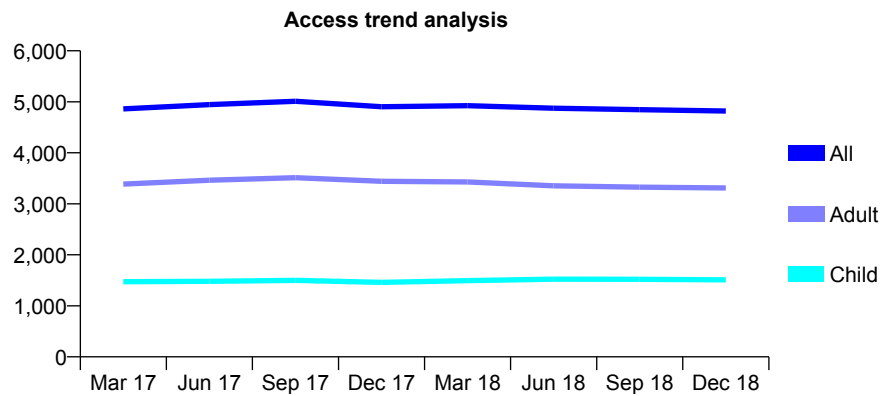
Q62 - Vital Signs At a Glance Contract Report for 770124/0002 - December 2018

Name or company name	MR DS NAR
Contract type name	GDS Contract
Purpose of contract	General
Contract start date	01/04/2015
Contract end date	

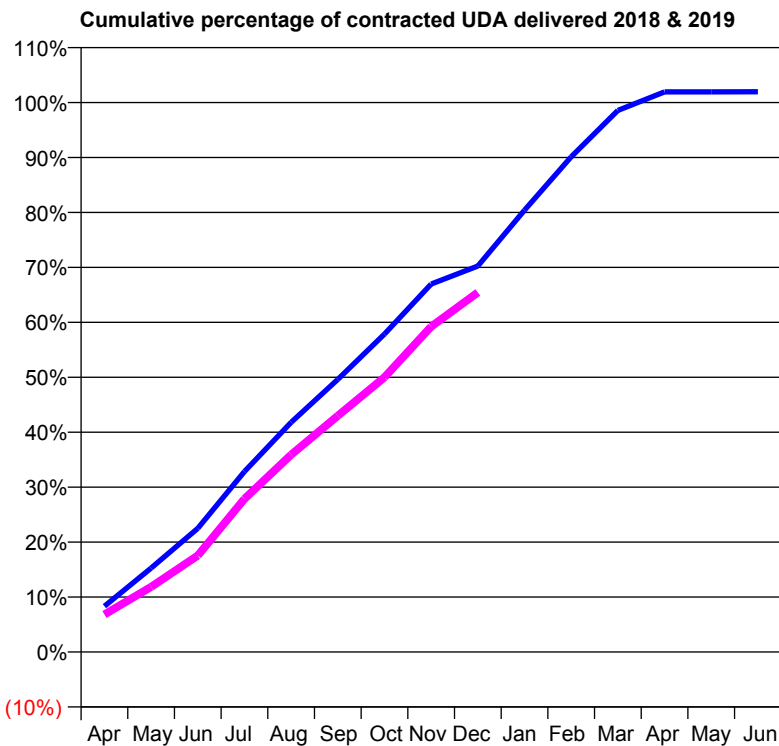
18/19 Contracted general activity (UDA)	16,141
Carry forward general activity (UDA)	-315
18/19 Contracted orthodontic activity (UOA)	0
Carry forward orthodontic activity (UOA)	0
Baseline contract value	£562,805.61

ACCESS*

Patients seen in 24 months	Total	Change since previous quarter
Quarter ending December 2017	4,902	
Quarter ending March 2018	4,924	→
Quarter ending June 2018	4,875	→
Quarter ending September 2018	4,847	→
Quarter ending December 2018	4,820	→
Variance since December 2017	(1.7%)	↓



ACTIVITY



Month	Adjusted Scheduled Activity (UDA)	
	2018	2019
April	1,344	1,104
May	2,466	1,914
June	3,634	2,833
July	5,303	4,499
August	6,748	5,797
September	8,008	6,939
October	9,339	8,073
November	10,810	9,560
December	11,339	10,562
January	12,977	
February	14,547	
March	15,908	
April	16,451	
May	16,452	
June	16,456	

QUALITY

	Quantity	Base Number	Contract	AT	Region	England
% of FP17s for the same patient ID Re-attending within 3 months - Children	123	1,592	7.7%	10.2%	11.8%	11.8%
% of FP17s for the same patient ID Re-attending within 3 months - Adults	378	2,565	14.7%	15.7%	16.7%	15.6%
% of FP17s for the same patient ID Re-attending between 3 & 9 months - Children	1,011	1,592	63.5%	48.3%	48.6%	58.8%
% of FP17s for the same patient ID Re-attending between 3 & 9 months - Adults	1,127	2,565	43.9%	38.5%	39.1%	51.0%
% of FP17s for Band 1 Urgent Courses	361	3,979	9.1%	11.0%	10.6%	9.0%
% of FP17s Relating to Free Repair or Replacements	11	3,979	0.3%	0.5%	0.5%	0.8%
% of FP17s Relating to Continuations	17	3,979	0.4%	0.5%	0.7%	0.9%
% of Patients satisfied with the dentistry they have received	2	2	N/A	87.7%	90.2%	93.2%
% of Patients satisfied with the time they had to wait for an appointment	2	2	N/A	85.7%	85.0%	88.3%

* This is based on patients treated on this contract for their most recent course of treatment. Figures in italics indicate the base number of FP17s or Patient Questionnaire responses are less than 100. N/A is shown where the base number of responses is less than 10 during the period. % is calculated as Quantity/Base number*100

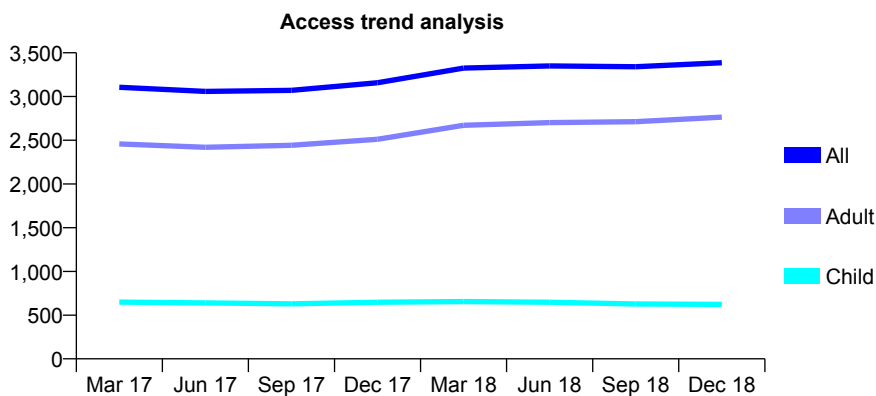
Q62 - Vital Signs At a Glance Contract Report for 771996/0001 - December 2018

Name or company name	MR H RAZBAN
Contract type name	GDS Contract
Purpose of contract	General
Contract start date	01/04/2006
Contract end date	

18/19 Contracted general activity (UDA)	10,339
Carry forward general activity (UDA)	-153
18/19 Contracted orthodontic activity (UOA)	0
Carry forward orthodontic activity (UOA)	0
Baseline contract value	£316,332.03

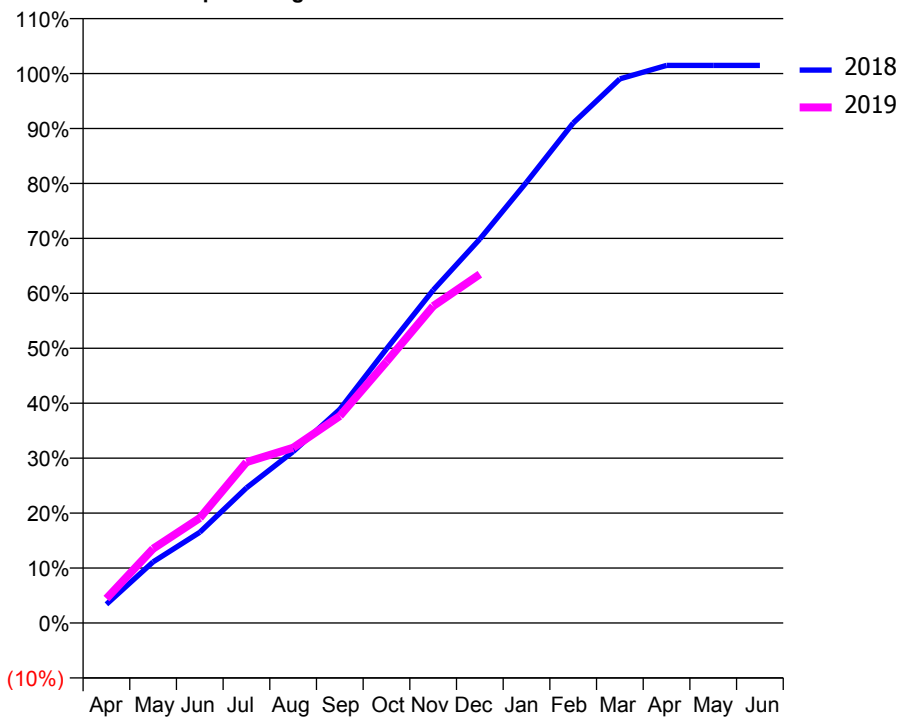
ACCESS*

Patients seen in 24 months	Total	Change since previous quarter
Quarter ending December 2017	3,158	
Quarter ending March 2018	3,326	↑
Quarter ending June 2018	3,350	→
Quarter ending September 2018	3,340	→
Quarter ending December 2018	3,387	→
Variance since December 2017	7.3%	↑



ACTIVITY

Cumulative percentage of contracted UDA delivered 2018 & 2019



Month	Adjusted Scheduled Activity (UDA)	
	2018	2019
April	353	460
May	1,150	1,399
June	1,708	1,976
July	2,543	3,027
August	3,226	3,299
September	4,021	3,895
October	5,157	4,916
November	6,264	5,964
December	7,226	6,561
January	8,292	
February	9,407	
March	10,238	
April	10,491	
May	10,492	
June	10,492	

QUALITY

	Quantity	Base Number	Contract	AT	Region	England
% of FP17s for the same patient ID Re-attending within 3 months - Children	7	457	1.5%	10.2%	11.8%	11.8%
% of FP17s for the same patient ID Re-attending within 3 months - Adults	90	1,726	5.2%	15.7%	16.7%	15.6%
% of FP17s for the same patient ID Re-attending between 3 & 9 months - Children	160	457	35.0%	48.3%	48.6%	58.8%
% of FP17s for the same patient ID Re-attending between 3 & 9 months - Adults	431	1,726	25.0%	38.5%	39.1%	51.0%
% of FP17s for Band 1 Urgent Courses	152	2,086	7.3%	11.0%	10.6%	9.0%
% of FP17s Relating to Free Repair or Replacements	1	2,086	0.0%	0.5%	0.5%	0.8%
% of FP17s Relating to Continuations	4	2,086	0.2%	0.5%	0.7%	0.9%
% of Patients satisfied with the dentistry they have received	0	0	N/A	87.7%	90.2%	93.2%
% of Patients satisfied with the time they had to wait for an appointment	0	0	N/A	85.7%	85.0%	88.3%

* This is based on patients treated on this contract for their most recent course of treatment. Figures in italics indicate the base number of FP17s or Patient Questionnaire responses are less than 100. N/A is shown where the base number of responses is less than 10 during the period. % is calculated as Quantity/Base number*100

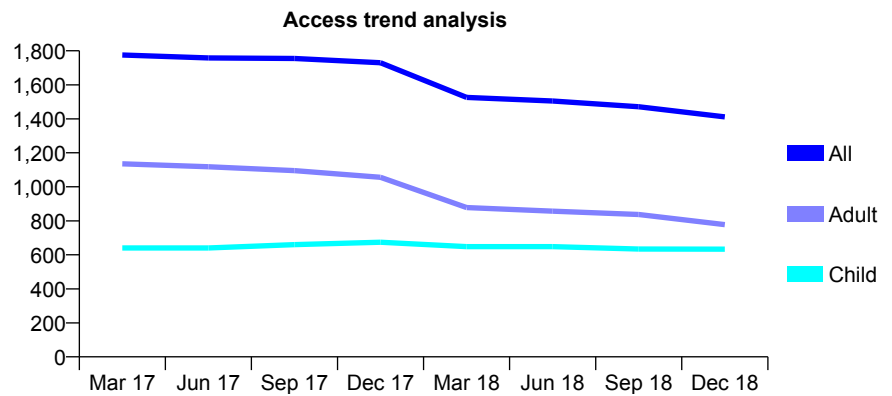
Q62 - Vital Signs At a Glance Contract Report for 774669/0001 - December 2018

Name or company name	The Dental Care Centre
Contract type name	GDS Contract
Purpose of contract	General
Contract start date	01/04/2006
Contract end date	

18/19 Contracted general activity (UDA)	3,197
Carry forward general activity (UDA)	-60
18/19 Contracted orthodontic activity (UOA)	0
Carry forward orthodontic activity (UOA)	0
Baseline contract value	£107,058.23

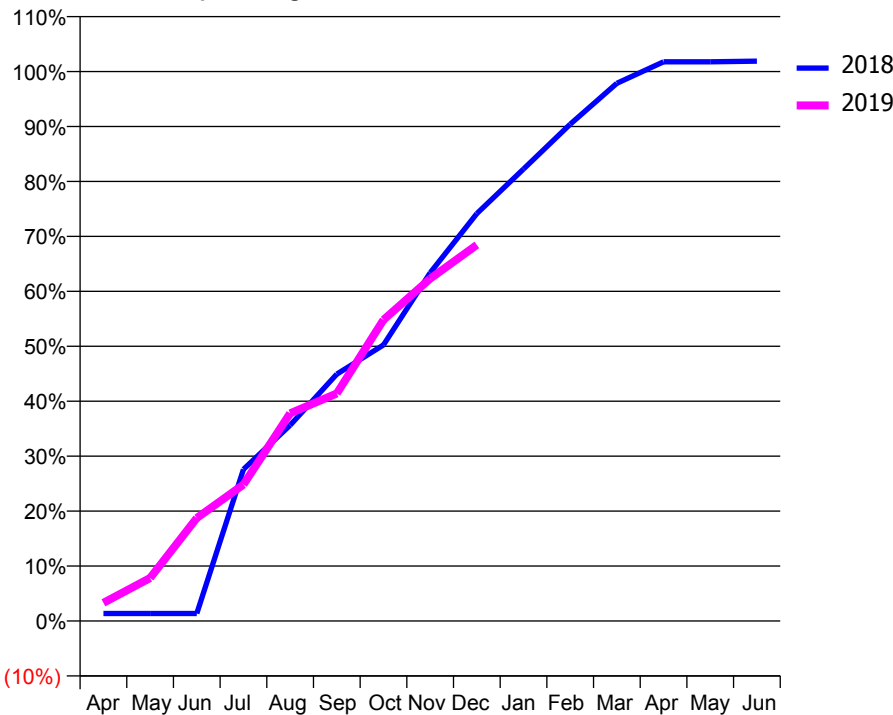
ACCESS*

Patients seen in 24 months	Total	Change since previous quarter
Quarter ending December 2017	1,730	
Quarter ending March 2018	1,526	↓
Quarter ending June 2018	1,505	↓
Quarter ending September 2018	1,471	↓
Quarter ending December 2018	1,411	↓
Variance since December 2017	(18.4%)	↓



ACTIVITY

Cumulative percentage of contracted UDA delivered 2018 & 2019



Month	Adjusted Scheduled Activity (UDA)	
	2018	2019
April	44	106
May	44	250
June	44	599
July	882	794
August	1,140	1,209
September	1,437	1,324
October	1,606	1,752
November	2,026	1,992
December	2,370	2,188
January	2,630	
February	2,890	
March	3,128	
April	3,253	
May	3,253	
June	3,257	

QUALITY

	Quantity	Base Number	Contract	AT	Region	England
% of FP17s for the same patient ID Re-attending within 3 months - Children	36	507	7.1%	10.2%	11.8%	11.8%
% of FP17s for the same patient ID Re-attending within 3 months - Adults	85	492	17.3%	15.7%	16.7%	15.6%
% of FP17s for the same patient ID Re-attending between 3 & 9 months - Children	197	507	38.9%	48.3%	48.6%	58.8%
% of FP17s for the same patient ID Re-attending between 3 & 9 months - Adults	160	492	32.5%	38.5%	39.1%	51.0%
% of FP17s for Band 1 Urgent Courses	114	947	12.0%	11.0%	10.6%	9.0%
% of FP17s Relating to Free Repair or Replacements	2	947	0.2%	0.5%	0.5%	0.8%
% of FP17s Relating to Continuations	0	947	0.0%	0.5%	0.7%	0.9%
% of Patients satisfied with the dentistry they have received	0	0	N/A	87.7%	90.2%	93.2%
% of Patients satisfied with the time they had to wait for an appointment	0	0	N/A	85.7%	85.0%	88.3%

* This is based on patients treated on this contract for their most recent course of treatment. Figures in italics indicate the base number of FP17s or Patient Questionnaire responses are less than 100. N/A is shown where the base number of responses is less than 10 during the period. % is calculated as Quantity/Base number*100

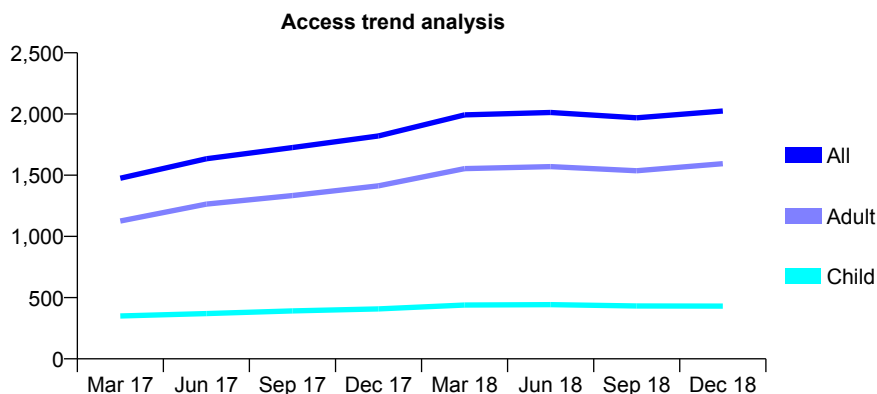
Q62 - Vital Signs At a Glance Contract Report for 775215/0011 - December 2018

Name or company name	MR C PATEL
Contract type name	GDS Contract
Purpose of contract	General
Contract start date	01/01/2016
Contract end date	

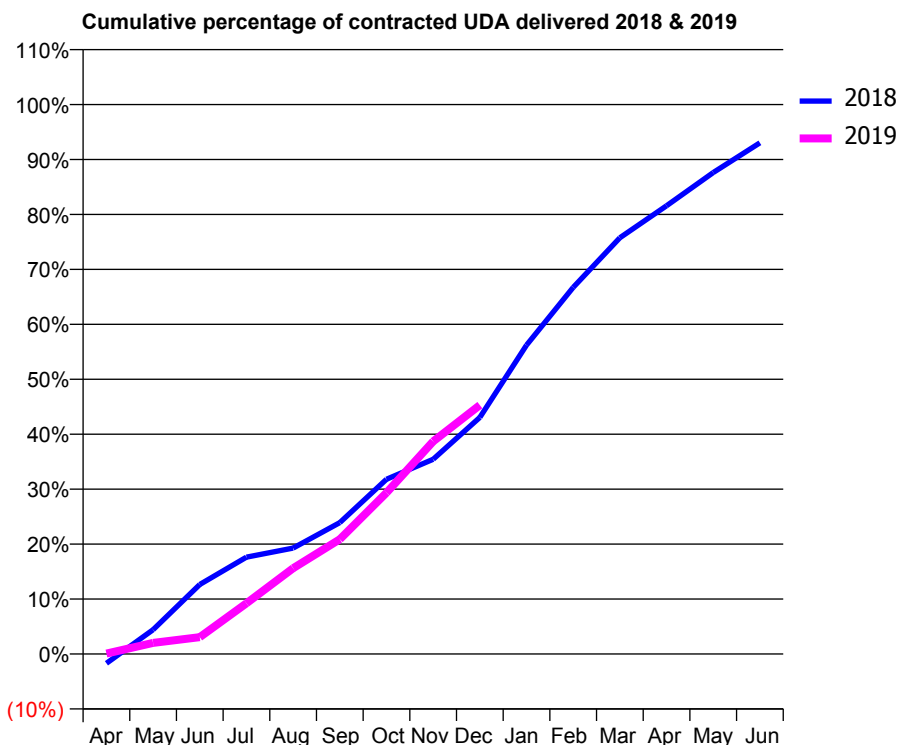
18/19 Contracted general activity (UDA)	7,200
Carry forward general activity (UDA)	0
18/19 Contracted orthodontic activity (UOA)	0
Carry forward orthodontic activity (UOA)	0
Baseline contract value	£222,828.08

ACCESS*

Patients seen in 24 months	Total	Change since previous quarter
Quarter ending December 2017	1,821	
Quarter ending March 2018	1,993	↑
Quarter ending June 2018	2,013	→
Quarter ending September 2018	1,969	↓
Quarter ending December 2018	2,025	↑
Variance since December 2017	11.2%	↑



ACTIVITY



Month	Adjusted Scheduled Activity (UDA)	
	2018	2019
April	-124	5
May	318	146
June	912	221
July	1,269	665
August	1,388	1,124
September	1,721	1,504
October	2,289	2,113
November	2,551	2,785
December	3,101	3,261
January	4,047	
February	4,804	
March	5,454	
April	5,873	
May	6,309	
June	6,699	

QUALITY

	Quantity	Base Number	Contract	AT	Region	England
% of FP17s for the same patient ID Re-attending within 3 months - Children	27	366	7.4%	10.2%	11.8%	11.8%
% of FP17s for the same patient ID Re-attending within 3 months - Adults	190	1,183	16.1%	15.7%	16.7%	15.6%
% of FP17s for the same patient ID Re-attending between 3 & 9 months - Children	154	366	42.1%	48.3%	48.6%	58.8%
% of FP17s for the same patient ID Re-attending between 3 & 9 months - Adults	374	1,183	31.6%	38.5%	39.1%	51.0%
% of FP17s for Band 1 Urgent Courses	177	1,214	14.6%	11.0%	10.6%	9.0%
% of FP17s Relating to Free Repair or Replacements	0	1,214	0.0%	0.5%	0.5%	0.8%
% of FP17s Relating to Continuations	4	1,214	0.3%	0.5%	0.7%	0.9%
% of Patients satisfied with the dentistry they have received	1	1	N/A	87.7%	90.2%	93.2%
% of Patients satisfied with the time they had to wait for an appointment	1	1	N/A	85.7%	85.0%	88.3%

* This is based on patients treated on this contract for their most recent course of treatment. Figures in italics indicate the base number of FP17s or Patient Questionnaire responses are less than 100. N/A is shown where the base number of responses is less than 10 during the period. % is calculated as Quantity/Base number*100

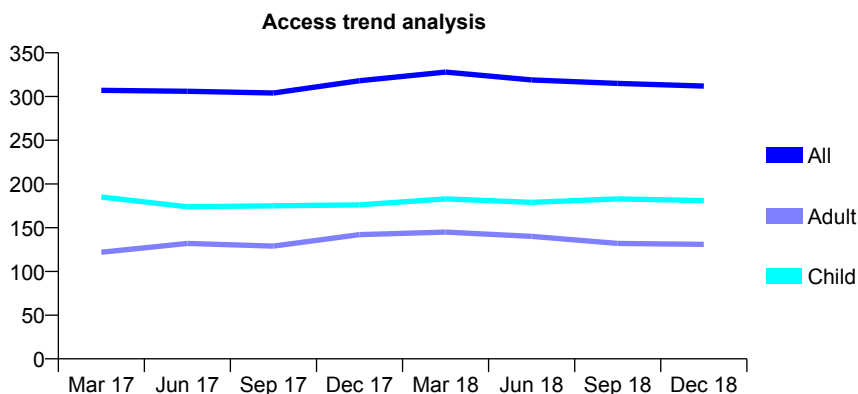
Q62 - Vital Signs At a Glance Contract Report for 784907/0001 - December 2018

Name or company name	MISS GA KSHIRSAGAR
Contract type name	GDS Contract
Purpose of contract	General
Contract start date	01/11/2014
Contract end date	

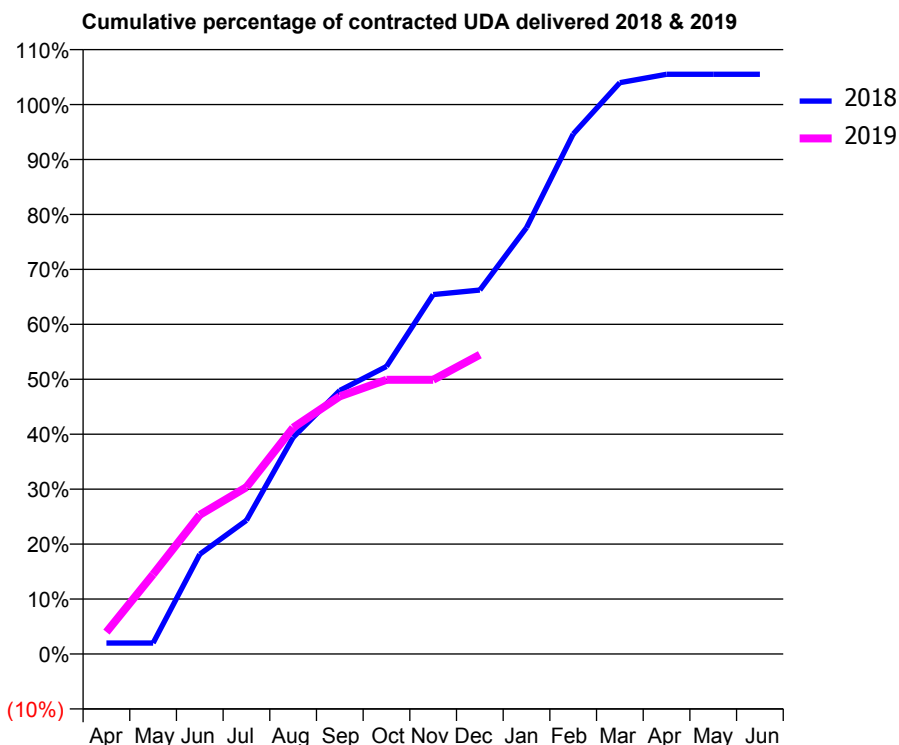
18/19 Contracted general activity (UDA)	600
Carry forward general activity (UDA)	-12
18/19 Contracted orthodontic activity (UOA)	0
Carry forward orthodontic activity (UOA)	0
Baseline contract value	£14,250.34

ACCESS*

Patients seen in 24 months	Total	Change since previous quarter
Quarter ending December 2017	318	
Quarter ending March 2018	328	↑
Quarter ending June 2018	319	↓
Quarter ending September 2018	315	↓
Quarter ending December 2018	312	→
Variance since December 2017	(1.9%)	↓



ACTIVITY



Month	Adjusted Scheduled Activity (UDA)	
	2018	2019
April	12	24
May	12	87
June	109	152
July	146	182
August	237	247
September	288	281
October	314	299
November	392	299
December	397	327
January	466	
February	568	
March	624	
April	633	
May	633	
June	633	

QUALITY

	Quantity	Base Number	Contract	AT	Region	England
% of FP17s for the same patient ID Re-attending within 3 months - Children	3	121	2.5%	10.2%	11.8%	11.8%
% of FP17s for the same patient ID Re-attending within 3 months - Adults	1	41	2.4%	15.7%	16.7%	15.6%
% of FP17s for the same patient ID Re-attending between 3 & 9 months - Children	48	121	39.7%	48.3%	48.6%	58.8%
% of FP17s for the same patient ID Re-attending between 3 & 9 months - Adults	7	41	17.1%	38.5%	39.1%	51.0%
% of FP17s for Band 1 Urgent Courses	4	153	2.6%	11.0%	10.6%	9.0%
% of FP17s Relating to Free Repair or Replacements	0	153	0.0%	0.5%	0.5%	0.8%
% of FP17s Relating to Continuations	0	153	0.0%	0.5%	0.7%	0.9%
% of Patients satisfied with the dentistry they have received	0	0	N/A	87.7%	90.2%	93.2%
% of Patients satisfied with the time they had to wait for an appointment	0	0	N/A	85.7%	85.0%	88.3%

* This is based on patients treated on this contract for their most recent course of treatment. Figures in italics indicate the base number of FP17s or Patient Questionnaire responses are less than 100. N/A is shown where the base number of responses is less than 10 during the period. % is calculated as Quantity/Base number*100

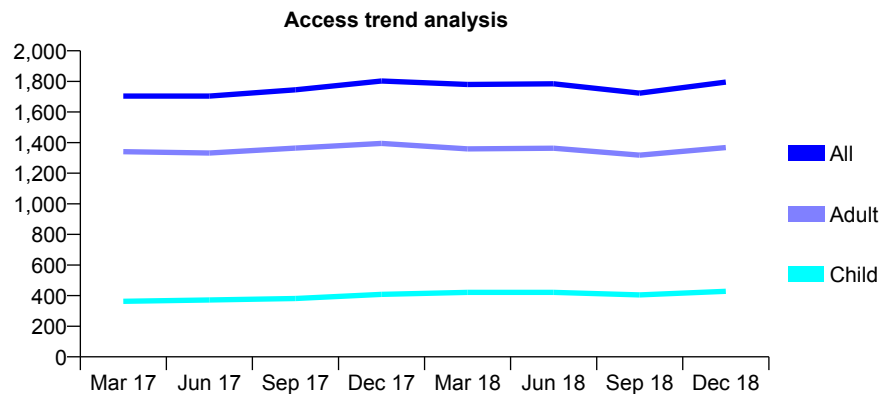
Q62 - Vital Signs At a Glance Contract Report for 785768/0001 - December 2018

Name or company name	MR V HRKALOVIC
Contract type name	GDS Contract
Purpose of contract	General
Contract start date	01/04/2006
Contract end date	

18/19 Contracted general activity (UDA)	6,127
Carry forward general activity (UDA)	-106
18/19 Contracted orthodontic activity (UOA)	0
Carry forward orthodontic activity (UOA)	0
Baseline contract value	£153,441.02

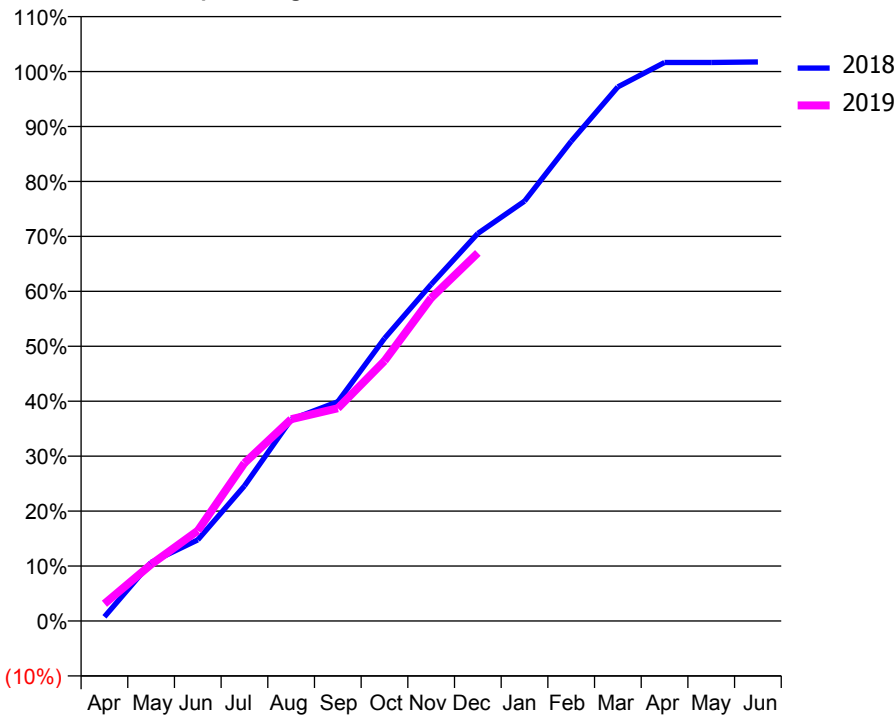
ACCESS*

Patients seen in 24 months	Total	Change since previous quarter
Quarter ending December 2017	1,803	
Quarter ending March 2018	1,780	↓
Quarter ending June 2018	1,784	→
Quarter ending September 2018	1,723	↓
Quarter ending December 2018	1,796	↑
Variance since December 2017	(0.4%)	→



ACTIVITY

Cumulative percentage of contracted UDA delivered 2018 & 2019



Month	Adjusted Scheduled Activity (UDA)	
	2018	2019
April	47	192
May	654	632
June	904	1,007
July	1,507	1,762
August	2,248	2,250
September	2,446	2,372
October	3,152	2,900
November	3,753	3,602
December	4,321	4,104
January	4,682	
February	5,349	
March	5,955	
April	6,227	
May	6,227	
June	6,233	

QUALITY

	Quantity	Base Number	Contract	AT	Region	England
% of FP17s for the same patient ID Re-attending within 3 months - Children	14	351	4.0%	10.2%	11.8%	11.8%
% of FP17s for the same patient ID Re-attending within 3 months - Adults	32	855	3.7%	15.7%	16.7%	15.6%
% of FP17s for the same patient ID Re-attending between 3 & 9 months - Children	148	351	42.2%	48.3%	48.6%	58.8%
% of FP17s for the same patient ID Re-attending between 3 & 9 months - Adults	283	855	33.1%	38.5%	39.1%	51.0%
% of FP17s for Band 1 Urgent Courses	24	1,145	2.1%	11.0%	10.6%	9.0%
% of FP17s Relating to Free Repair or Replacements	2	1,145	0.2%	0.5%	0.5%	0.8%
% of FP17s Relating to Continuations	0	1,145	0.0%	0.5%	0.7%	0.9%
% of Patients satisfied with the dentistry they have received	0	0	N/A	87.7%	90.2%	93.2%
% of Patients satisfied with the time they had to wait for an appointment	0	0	N/A	85.7%	85.0%	88.3%

* This is based on patients treated on this contract for their most recent course of treatment. Figures in italics indicate the base number of FP17s or Patient Questionnaire responses are less than 100. N/A is shown where the base number of responses is less than 10 during the period. % is calculated as Quantity/Base number*100

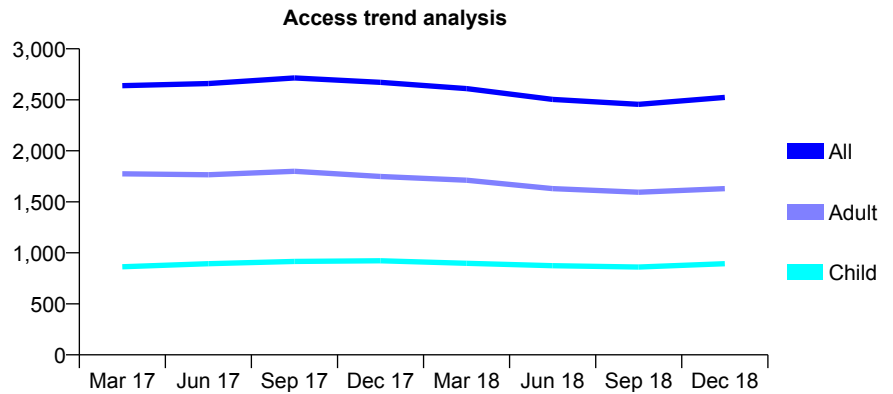
Q62 - Vital Signs At a Glance Contract Report for 785806/0002 - December 2018

Name or company name	MR M BHARDWAJ
Contract type name	GDS Contract
Purpose of contract	General
Contract start date	01/04/2014
Contract end date	

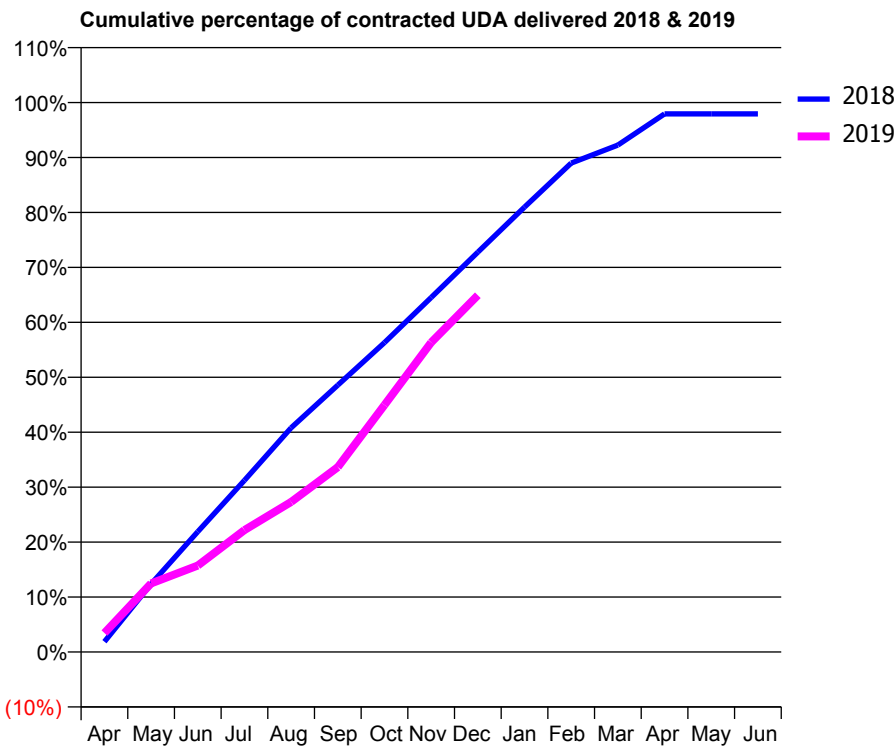
18/19 Contracted general activity (UDA)	6,181
Carry forward general activity (UDA)	128
18/19 Contracted orthodontic activity (UOA)	0
Carry forward orthodontic activity (UOA)	0
Baseline contract value	£179,874.80

ACCESS*

Patients seen in 24 months	Total	Change since previous quarter
Quarter ending December 2017	2,671	
Quarter ending March 2018	2,610	↓
Quarter ending June 2018	2,504	↓
Quarter ending September 2018	2,455	↓
Quarter ending December 2018	2,523	↑
Variance since December 2017	(5.5%)	↓



ACTIVITY



Month	Adjusted Scheduled Activity (UDA)	
	2018	2019
April	116	214
May	765	772
June	1,353	973
July	1,931	1,371
August	2,522	1,688
September	3,002	2,080
October	3,480	2,778
November	3,988	3,482
December	4,497	4,013
January	5,004	
February	5,499	
March	5,702	
April	6,053	
May	6,053	
June	6,053	

QUALITY

	Quantity	Base Number	Contract	AT	Region	England
% of FP17s for the same patient ID Re-attending within 3 months - Children	60	833	7.2%	10.2%	11.8%	11.8%
% of FP17s for the same patient ID Re-attending within 3 months - Adults	185	1,378	13.4%	15.7%	16.7%	15.6%
% of FP17s for the same patient ID Re-attending between 3 & 9 months - Children	434	833	52.1%	48.3%	48.6%	58.8%
% of FP17s for the same patient ID Re-attending between 3 & 9 months - Adults	536	1,378	38.9%	38.5%	39.1%	51.0%
% of FP17s for Band 1 Urgent Courses	145	2,038	7.1%	11.0%	10.6%	9.0%
% of FP17s Relating to Free Repair or Replacements	7	2,038	0.3%	0.5%	0.5%	0.8%
% of FP17s Relating to Continuations	12	2,038	0.6%	0.5%	0.7%	0.9%
% of Patients satisfied with the dentistry they have received	0	0	N/A	87.7%	90.2%	93.2%
% of Patients satisfied with the time they had to wait for an appointment	0	0	N/A	85.7%	85.0%	88.3%

* This is based on patients treated on this contract for their most recent course of treatment. Figures in italics indicate the base number of FP17s or Patient Questionnaire responses are less than 100. N/A is shown where the base number of responses is less than 10 during the period. % is calculated as Quantity/Base number*100

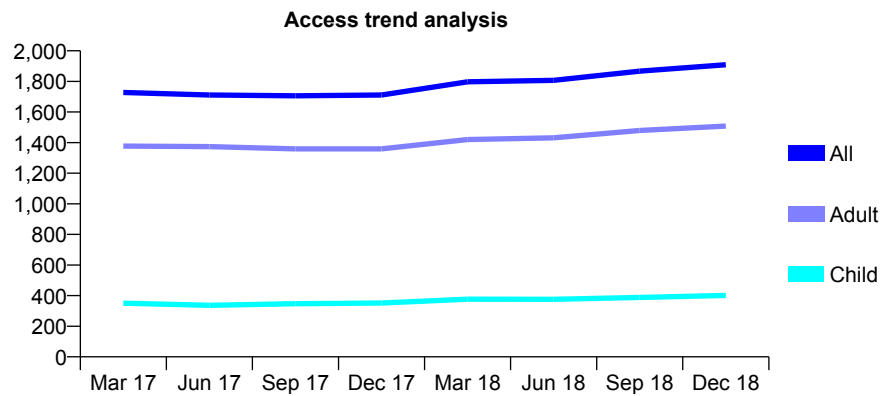
Q62 - Vital Signs At a Glance Contract Report for 786683/0001 - December 2018

Name or company name	MR MR FARIDRAD
Contract type name	GDS Contract
Purpose of contract	General
Contract start date	01/09/2008
Contract end date	

18/19 Contracted general activity (UDA)	5,270
Carry forward general activity (UDA)	-105
18/19 Contracted orthodontic activity (UOA)	0
Carry forward orthodontic activity (UOA)	0
Baseline contract value	£170,816.68

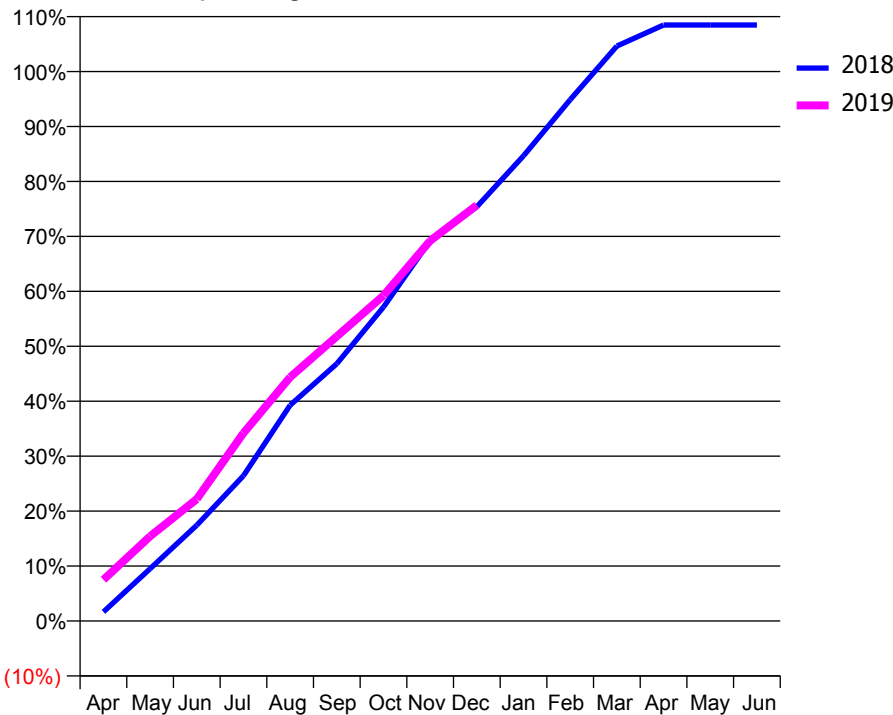
ACCESS*

Patients seen in 24 months	Total	Change since previous quarter
Quarter ending December 2017	1,711	
Quarter ending March 2018	1,797	↑
Quarter ending June 2018	1,807	→
Quarter ending September 2018	1,867	↑
Quarter ending December 2018	1,909	↑
Variance since December 2017	11.6%	↑



ACTIVITY

Cumulative percentage of contracted UDA delivered 2018 & 2019



Month	Adjusted Scheduled Activity (UDA)	
	2018	2019
April	88	396
May	502	813
June	919	1,170
July	1,393	1,803
August	2,070	2,338
September	2,467	2,729
October	3,011	3,122
November	3,648	3,647
December	3,973	3,988
January	4,462	
February	4,999	
March	5,514	
April	5,716	
May	5,716	
June	5,716	

QUALITY

	Quantity	Base Number	Contract	AT	Region	England
% of FP17s for the same patient ID Re-attending within 3 months - Children	28	376	7.4%	10.2%	11.8%	11.8%
% of FP17s for the same patient ID Re-attending within 3 months - Adults	168	1,199	14.0%	15.7%	16.7%	15.6%
% of FP17s for the same patient ID Re-attending between 3 & 9 months - Children	176	376	46.8%	48.3%	48.6%	58.8%
% of FP17s for the same patient ID Re-attending between 3 & 9 months - Adults	457	1,199	38.1%	38.5%	39.1%	51.0%
% of FP17s for Band 1 Urgent Courses	156	1,512	10.3%	11.0%	10.6%	9.0%
% of FP17s Relating to Free Repair or Replacements	19	1,512	1.3%	0.5%	0.5%	0.8%
% of FP17s Relating to Continuations	3	1,512	0.2%	0.5%	0.7%	0.9%
% of Patients satisfied with the dentistry they have received	0	0	N/A	87.7%	90.2%	93.2%
% of Patients satisfied with the time they had to wait for an appointment	0	0	N/A	85.7%	85.0%	88.3%

* This is based on patients treated on this contract for their most recent course of treatment. Figures in italics indicate the base number of FP17s or Patient Questionnaire responses are less than 100. N/A is shown where the base number of responses is less than 10 during the period. % is calculated as Quantity/Base number*100

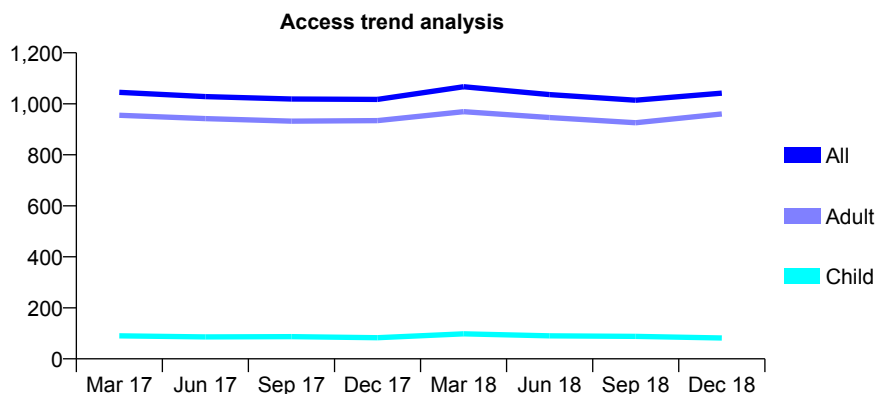
Q62 - Vital Signs At a Glance Contract Report for 801321/0001 - December 2018

Name or company name	MR AJ WEISS
Contract type name	GDS Contract
Purpose of contract	General
Contract start date	01/04/2006
Contract end date	

18/19 Contracted general activity (UDA)	4,000
Carry forward general activity (UDA)	26
18/19 Contracted orthodontic activity (UOA)	0
Carry forward orthodontic activity (UOA)	0
Baseline contract value	£89,264.38

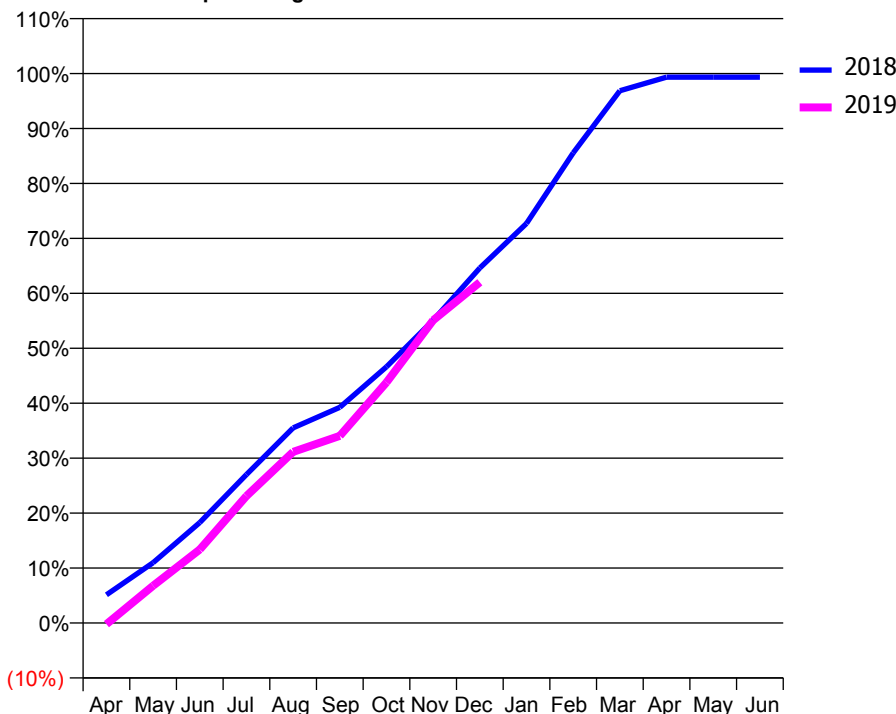
ACCESS*

Patients seen in 24 months	Total	Change since previous quarter
Quarter ending December 2017	1,017	
Quarter ending March 2018	1,067	↑
Quarter ending June 2018	1,036	↓
Quarter ending September 2018	1,014	↓
Quarter ending December 2018	1,042	↑
Variance since December 2017	2.5%	↑



ACTIVITY

Cumulative percentage of contracted UDA delivered 2018 & 2019



Adjusted Scheduled Activity (UDA)

Month	2018	2019
April	206	-10
May	439	271
June	732	535
July	1,080	924
August	1,421	1,246
September	1,570	1,362
October	1,865	1,752
November	2,204	2,204
December	2,584	2,481
January	2,909	
February	3,423	
March	3,875	
April	3,974	
May	3,974	
June	3,974	

QUALITY

	Quantity	Base Number	Contract	AT	Region	England
% of FP17s for the same patient ID Re-attending within 3 months - Children	5	67	7.5%	10.2%	11.8%	11.8%
% of FP17s for the same patient ID Re-attending within 3 months - Adults	181	1,077	16.8%	15.7%	16.7%	15.6%
% of FP17s for the same patient ID Re-attending between 3 & 9 months - Children	26	67	38.8%	48.3%	48.6%	58.8%
% of FP17s for the same patient ID Re-attending between 3 & 9 months - Adults	504	1,077	46.8%	38.5%	39.1%	51.0%
% of FP17s for Band 1 Urgent Courses	113	1,101	10.3%	11.0%	10.6%	9.0%
% of FP17s Relating to Free Repair or Replacements	0	1,101	0.0%	0.5%	0.5%	0.8%
% of FP17s Relating to Continuations	7	1,101	0.6%	0.5%	0.7%	0.9%
% of Patients satisfied with the dentistry they have received	2	2	N/A	87.7%	90.2%	93.2%
% of Patients satisfied with the time they had to wait for an appointment	2	2	N/A	85.7%	85.0%	88.3%

* This is based on patients treated on this contract for their most recent course of treatment. Figures in italics indicate the base number of FP17s or Patient Questionnaire responses are less than 100. N/A is shown where the base number of responses is less than 10 during the period. % is calculated as Quantity/Base number*100

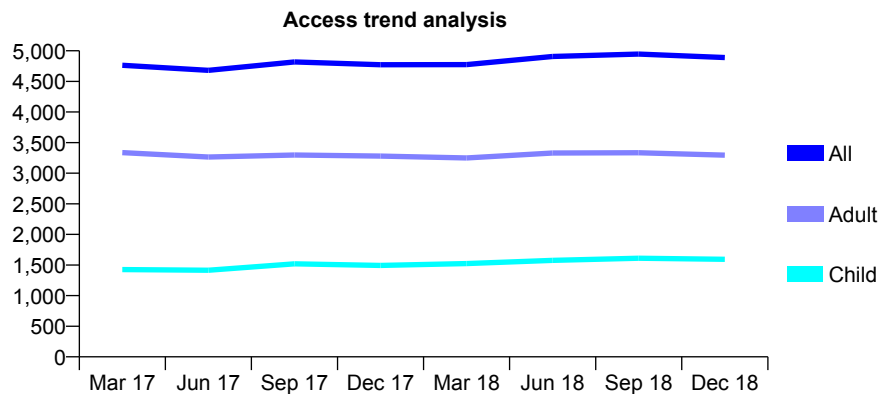
Q62 - Vital Signs At a Glance Contract Report for 808199/0001 - December 2018

Name or company name	MR BS BHOGAL
Contract type name	GDS Contract
Purpose of contract	General
Contract start date	01/04/2006
Contract end date	

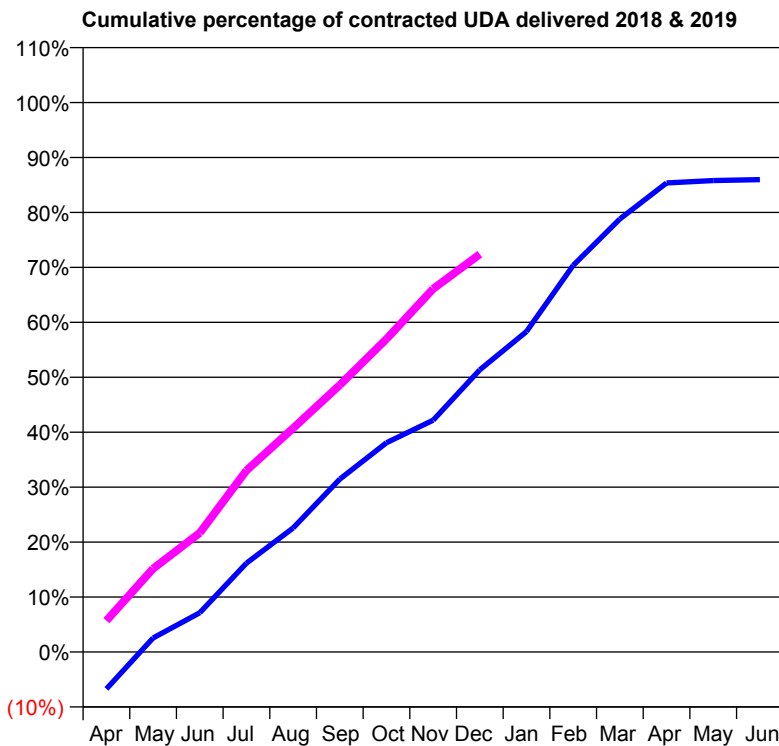
18/19 Contracted general activity (UDA)	13,604
Carry forward general activity (UDA)	0
18/19 Contracted orthodontic activity (UOA)	0
Carry forward orthodontic activity (UOA)	0
Baseline contract value	£462,648.57

ACCESS*

Patients seen in 24 months	Total	Change since previous quarter
Quarter ending December 2017	4,773	
Quarter ending March 2018	4,775	→
Quarter ending June 2018	4,908	↑
Quarter ending September 2018	4,947	→
Quarter ending December 2018	4,889	↓
Variance since December 2017	2.4%	↑



ACTIVITY



Month	Adjusted Scheduled Activity (UDA)	
	2018	2019
April	-916	779
May	347	2,065
June	973	2,950
July	2,202	4,495
August	3,071	5,540
September	4,281	6,610
October	5,180	7,751
November	5,738	8,990
December	6,988	9,848
January	7,933	
February	9,571	
March	10,721	
April	11,611	
May	11,670	
June	11,694	

QUALITY

	Quantity	Base Number	Contract	AT	Region	England
% of FP17s for the same patient ID Re-attending within 3 months - Children	93	1,547	6.0%	10.2%	11.8%	11.8%
% of FP17s for the same patient ID Re-attending within 3 months - Adults	315	2,541	12.4%	15.7%	16.7%	15.6%
% of FP17s for the same patient ID Re-attending between 3 & 9 months - Children	838	1,547	54.2%	48.3%	48.6%	58.8%
% of FP17s for the same patient ID Re-attending between 3 & 9 months - Adults	953	2,541	37.5%	38.5%	39.1%	51.0%
% of FP17s for Band 1 Urgent Courses	511	3,800	13.4%	11.0%	10.6%	9.0%
% of FP17s Relating to Free Repair or Replacements	3	3,800	0.1%	0.5%	0.5%	0.8%
% of FP17s Relating to Continuations	3	3,800	0.1%	0.5%	0.7%	0.9%
% of Patients satisfied with the dentistry they have received	0	0	N/A	87.7%	90.2%	93.2%
% of Patients satisfied with the time they had to wait for an appointment	0	0	N/A	85.7%	85.0%	88.3%

* This is based on patients treated on this contract for their most recent course of treatment. Figures in italics indicate the base number of FP17s or Patient Questionnaire responses are less than 100. N/A is shown where the base number of responses is less than 10 during the period. % is calculated as Quantity/Base number*100

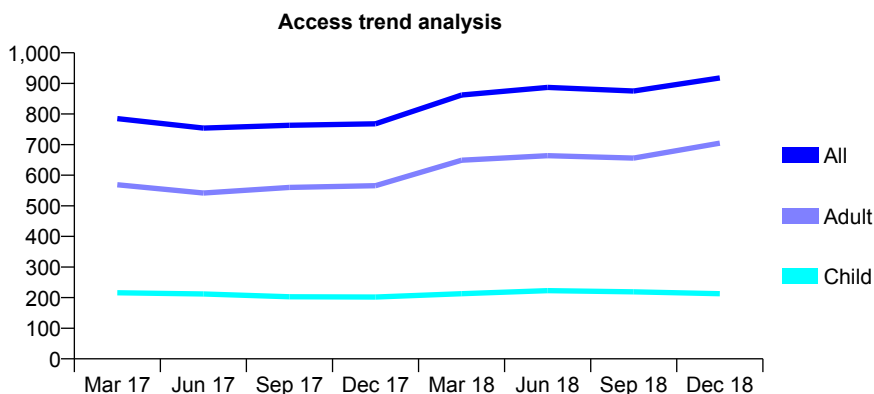
Q62 - Vital Signs At a Glance Contract Report for 812196/0001 - December 2018

Name or company name	MISS JP WATKINS
Contract type name	GDS Contract
Purpose of contract	General and Orthodontic
Contract start date	01/04/2006
Contract end date	

18/19 Contracted general activity (UDA)	1,719
Carry forward general activity (UDA)	0
18/19 Contracted orthodontic activity (UOA)	159
Carry forward orthodontic activity (UOA)	0
Baseline contract value	£51,908.71

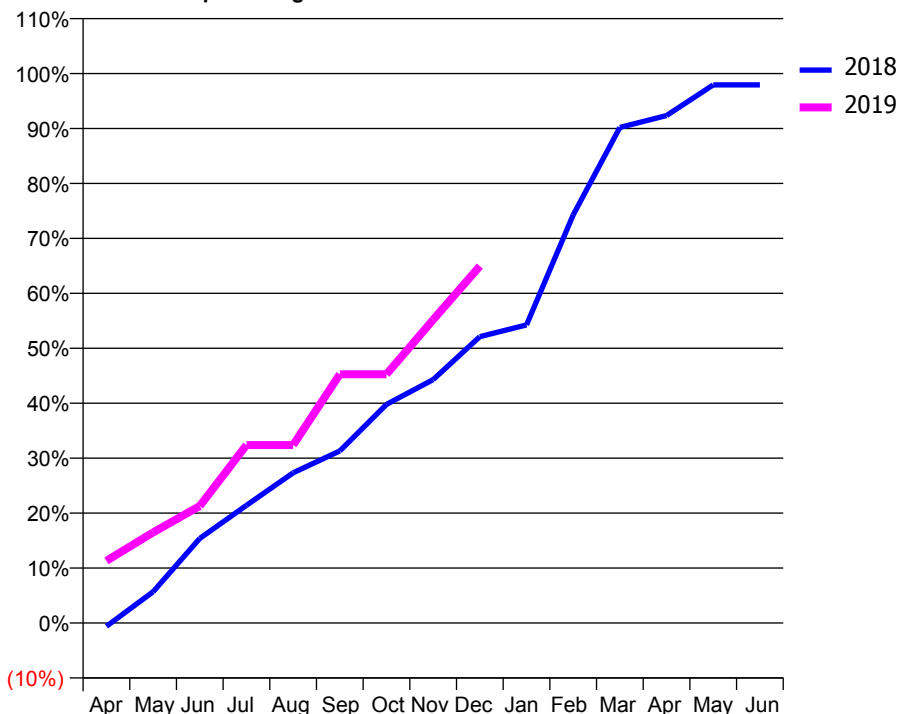
ACCESS*

Patients seen in 24 months	Total	Change since previous quarter
Quarter ending December 2017	768	
Quarter ending March 2018	862	↑
Quarter ending June 2018	887	↑
Quarter ending September 2018	875	↓
Quarter ending December 2018	918	↑
Variance since December 2017	19.5%	↑



ACTIVITY

Cumulative percentage of contracted UDA delivered 2018 & 2019



Month	Adjusted Scheduled Activity (UDA)	
	2018	2019
April	-11	195
May	98	283
June	265	366
July	368	557
August	470	557
September	538	778
October	684	778
November	761	949
December	896	1,117
January	932	
February	1,277	
March	1,550	
April	1,587	
May	1,683	
June	1,683	

QUALITY

	Quantity	Base Number	Contract	AT	Region	England
% of FP17s for the same patient ID Re-attending within 3 months - Children	14	177	7.9%	10.2%	11.8%	11.8%
% of FP17s for the same patient ID Re-attending within 3 months - Adults	36	345	10.4%	15.7%	16.7%	15.6%
% of FP17s for the same patient ID Re-attending between 3 & 9 months - Children	66	177	37.3%	48.3%	48.6%	58.8%
% of FP17s for the same patient ID Re-attending between 3 & 9 months - Adults	88	345	25.5%	38.5%	39.1%	51.0%
% of FP17s for Band 1 Urgent Courses	53	496	10.7%	11.0%	10.6%	9.0%
% of FP17s Relating to Free Repair or Replacements	5	496	1.0%	0.5%	0.5%	0.8%
% of FP17s Relating to Continuations	4	496	0.8%	0.5%	0.7%	0.9%
% of Patients satisfied with the dentistry they have received	1	1	N/A	87.7%	90.2%	93.2%
% of Patients satisfied with the time they had to wait for an appointment	1	1	N/A	85.7%	85.0%	88.3%

* This is based on patients treated on this contract for their most recent course of treatment. Figures in italics indicate the base number of FP17s or Patient Questionnaire responses are less than 100. N/A is shown where the base number of responses is less than 10 during the period. % is calculated as Quantity/Base number*100

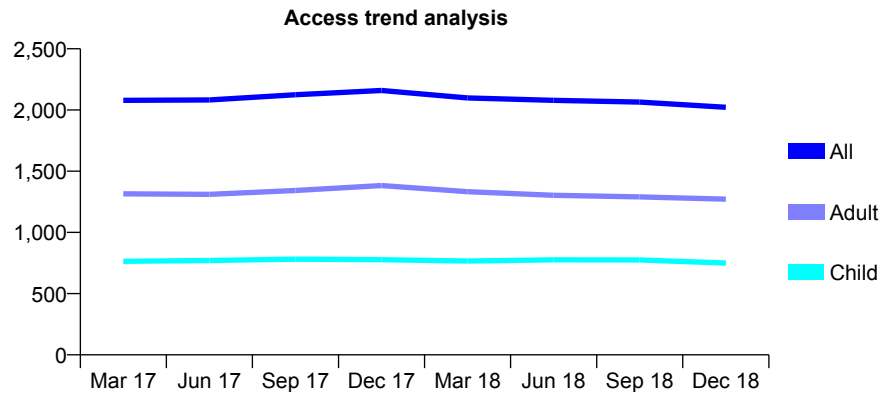
Q62 - Vital Signs At a Glance Contract Report for 813923/0002 - December 2018

Name or company name	MR JS MANDAIR
Contract type name	GDS Contract
Purpose of contract	General and Orthodontic
Contract start date	01/11/2006
Contract end date	

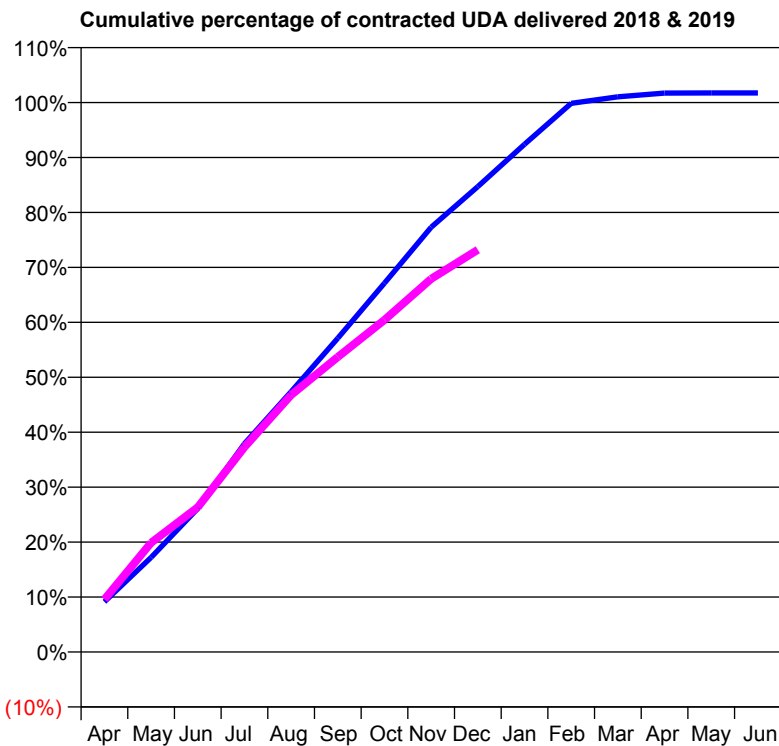
18/19 Contracted general activity (UDA)	4,546
Carry forward general activity (UDA)	0
18/19 Contracted orthodontic activity (UOA)	533
Carry forward orthodontic activity (UOA)	0
Baseline contract value	£203,057.80

ACCESS*

Patients seen in 24 months	Total	Change since previous quarter
Quarter ending December 2017	2,160	
Quarter ending March 2018	2,099	↓
Quarter ending June 2018	2,079	→
Quarter ending September 2018	2,065	→
Quarter ending December 2018	2,022	↓
Variance since December 2017	(6.4%)	↓



ACTIVITY



Adjusted Scheduled Activity (UDA)		
Month	2018	2019
April	416	435
May	783	904
June	1,188	1,198
July	1,724	1,695
August	2,154	2,126
September	2,596	2,440
October	3,052	2,748
November	3,514	3,087
December	3,851	3,328
January	4,200	
February	4,539	
March	4,593	
April	4,624	
May	4,625	
June	4,625	

QUALITY

	Quantity	Base Number	Contract	AT	Region	England
% of FP17s for the same patient ID Re-attending within 3 months - Children	92	872	10.6%	10.2%	11.8%	11.8%
% of FP17s for the same patient ID Re-attending within 3 months - Adults	146	1,086	13.4%	15.7%	16.7%	15.6%
% of FP17s for the same patient ID Re-attending between 3 & 9 months - Children	509	872	58.4%	48.3%	48.6%	58.8%
% of FP17s for the same patient ID Re-attending between 3 & 9 months - Adults	451	1,086	41.5%	38.5%	39.1%	51.0%
% of FP17s for Band 1 Urgent Courses	161	1,887	8.5%	11.0%	10.6%	9.0%
% of FP17s Relating to Free Repair or Replacements	2	1,887	0.1%	0.5%	0.5%	0.8%
% of FP17s Relating to Continuations	7	1,887	0.4%	0.5%	0.7%	0.9%
% of Patients satisfied with the dentistry they have received	0	0	N/A	87.7%	90.2%	93.2%
% of Patients satisfied with the time they had to wait for an appointment	0	0	N/A	85.7%	85.0%	88.3%

* This is based on patients treated on this contract for their most recent course of treatment. Figures in italics indicate the base number of FP17s or Patient Questionnaire responses are less than 100. N/A is shown where the base number of responses is less than 10 during the period. % is calculated as Quantity/Base number*100

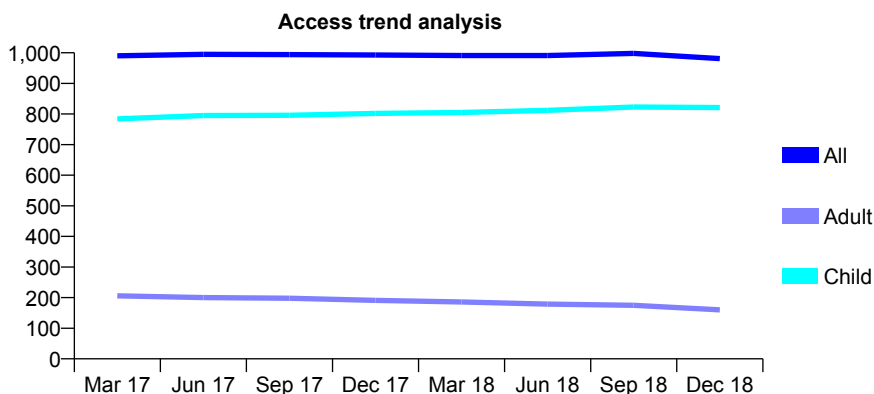
Q62 - Vital Signs At a Glance Contract Report for 825662/0001 - December 2018

Name or company name	MR J SINGH
Contract type name	GDS Contract
Purpose of contract	General
Contract start date	01/04/2006
Contract end date	

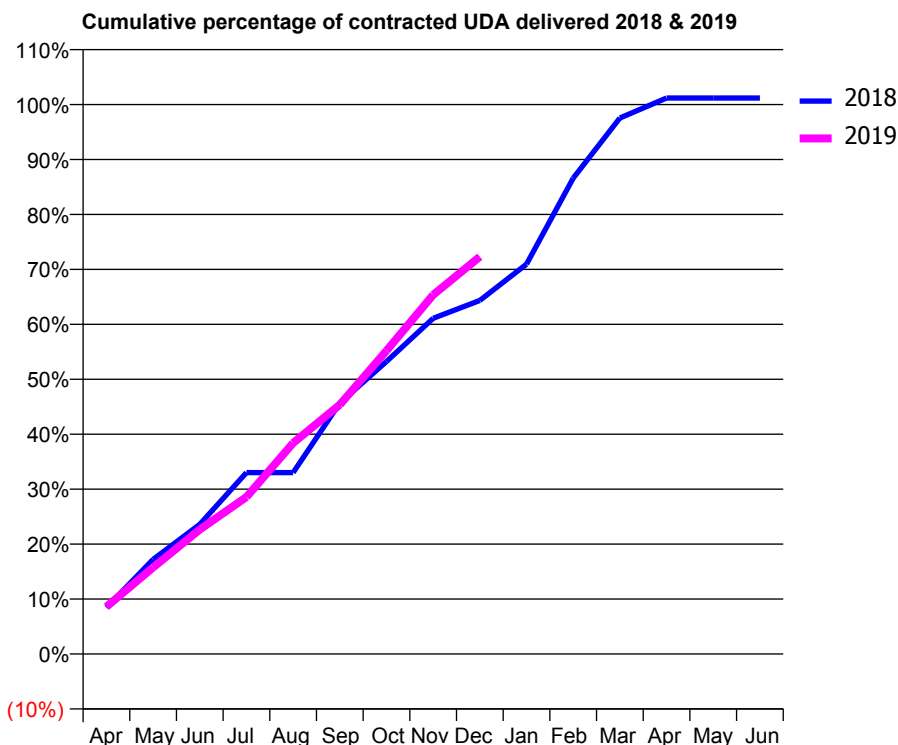
18/19 Contracted general activity (UDA)	2,696
Carry forward general activity (UDA)	-32
18/19 Contracted orthodontic activity (UOA)	0
Carry forward orthodontic activity (UOA)	0
Baseline contract value	£96,460.32

ACCESS*

Patients seen in 24 months	Total	Change since previous quarter
Quarter ending December 2017	993	
Quarter ending March 2018	991	→
Quarter ending June 2018	991	→
Quarter ending September 2018	998	→
Quarter ending December 2018	981	↓
Variance since December 2017	(1.2%)	↓



ACTIVITY



Month	Adjusted Scheduled Activity (UDA)	
	2018	2019
April	228	232
May	464	425
June	636	611
July	890	770
August	890	1,035
September	1,232	1,223
October	1,435	1,488
November	1,647	1,762
December	1,735	1,949
January	1,912	
February	2,334	
March	2,630	
April	2,728	
May	2,728	
June	2,728	

QUALITY

	Quantity	Base Number	Contract	AT	Region	England
% of FP17s for the same patient ID Re-attending within 3 months - Children	22	773	2.8%	10.2%	11.8%	11.8%
% of FP17s for the same patient ID Re-attending within 3 months - Adults	5	119	4.2%	15.7%	16.7%	15.6%
% of FP17s for the same patient ID Re-attending between 3 & 9 months - Children	261	773	33.8%	48.3%	48.6%	58.8%
% of FP17s for the same patient ID Re-attending between 3 & 9 months - Adults	59	119	49.6%	38.5%	39.1%	51.0%
% of FP17s for Band 1 Urgent Courses	11	859	1.3%	11.0%	10.6%	9.0%
% of FP17s Relating to Free Repair or Replacements	0	859	0.0%	0.5%	0.5%	0.8%
% of FP17s Relating to Continuations	0	859	0.0%	0.5%	0.7%	0.9%
% of Patients satisfied with the dentistry they have received	0	0	N/A	87.7%	90.2%	93.2%
% of Patients satisfied with the time they had to wait for an appointment	0	0	N/A	85.7%	85.0%	88.3%

* This is based on patients treated on this contract for their most recent course of treatment. Figures in italics indicate the base number of FP17s or Patient Questionnaire responses are less than 100. N/A is shown where the base number of responses is less than 10 during the period. % is calculated as Quantity/Base number*100

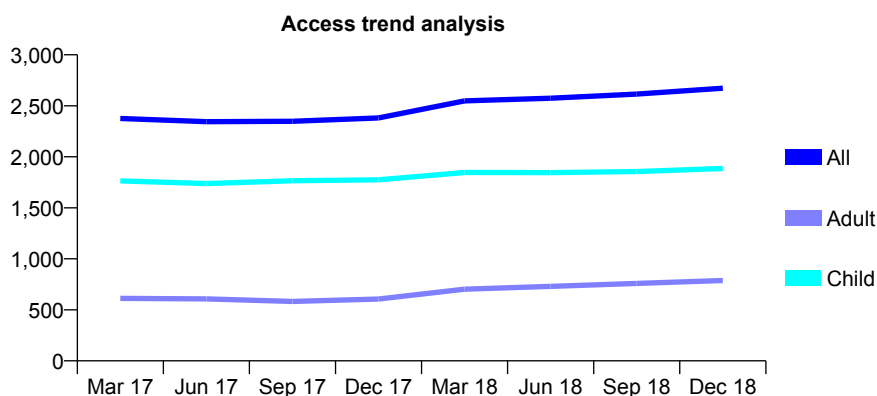
Q62 - Vital Signs At a Glance Contract Report for 825786/0001 - December 2018

Name or company name	MISS F RAHEMTULLA
Contract type name	GDS Contract
Purpose of contract	General
Contract start date	01/04/2006
Contract end date	

18/19 Contracted general activity (UDA)	6,732
Carry forward general activity (UDA)	-9
18/19 Contracted orthodontic activity (UOA)	0
Carry forward orthodontic activity (UOA)	0
Baseline contract value	£210,314.51

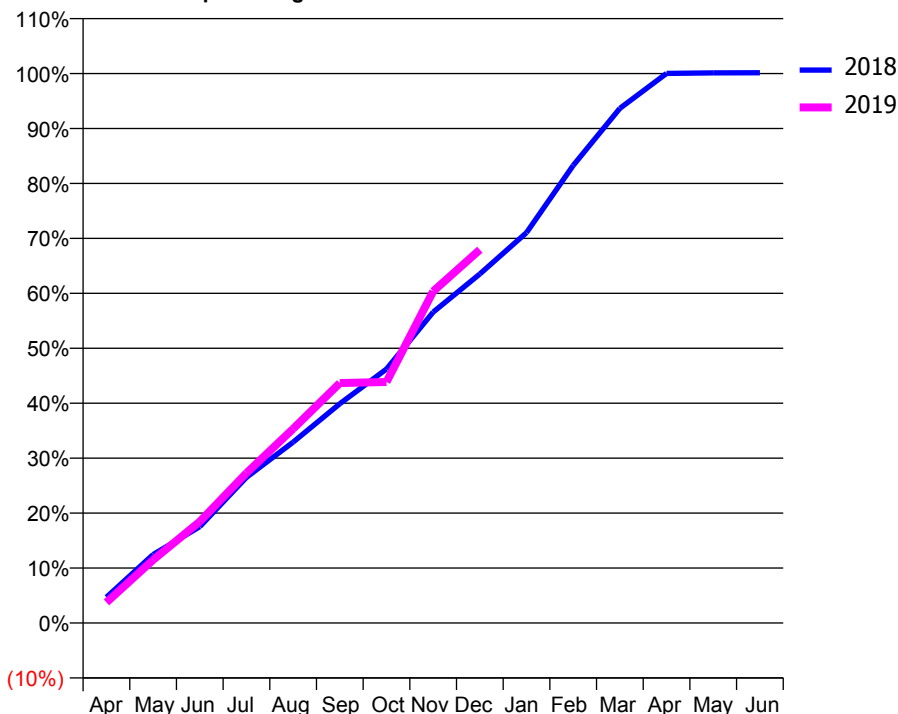
ACCESS*

Patients seen in 24 months	Total	Change since previous quarter
Quarter ending December 2017	2,381	
Quarter ending March 2018	2,549	↑
Quarter ending June 2018	2,575	→
Quarter ending September 2018	2,615	→
Quarter ending December 2018	2,672	↑
Variance since December 2017	12.2%	↑



ACTIVITY

Cumulative percentage of contracted UDA delivered 2018 & 2019



Month	Adjusted Scheduled Activity (UDA)	
	2018	2019
April	316	252
May	839	774
June	1,180	1,242
July	1,784	1,837
August	2,216	2,379
September	2,686	2,939
October	3,111	2,953
November	3,808	4,064
December	4,277	4,574
January	4,782	
February	5,606	
March	6,305	
April	6,734	
May	6,740	
June	6,741	

QUALITY

	Quantity	Base Number	Contract	AT	Region	England
% of FP17s for the same patient ID Re-attending within 3 months - Children	106	1,707	6.2%	10.2%	11.8%	11.8%
% of FP17s for the same patient ID Re-attending within 3 months - Adults	44	592	7.4%	15.7%	16.7%	15.6%
% of FP17s for the same patient ID Re-attending between 3 & 9 months - Children	924	1,707	54.1%	48.3%	48.6%	58.8%
% of FP17s for the same patient ID Re-attending between 3 & 9 months - Adults	246	592	41.6%	38.5%	39.1%	51.0%
% of FP17s for Band 1 Urgent Courses	147	2,127	6.9%	11.0%	10.6%	9.0%
% of FP17s Relating to Free Repair or Replacements	0	2,127	0.0%	0.5%	0.5%	0.8%
% of FP17s Relating to Continuations	4	2,127	0.2%	0.5%	0.7%	0.9%
% of Patients satisfied with the dentistry they have received	0	0	N/A	87.7%	90.2%	93.2%
% of Patients satisfied with the time they had to wait for an appointment	0	0	N/A	85.7%	85.0%	88.3%

* This is based on patients treated on this contract for their most recent course of treatment. Figures in italics indicate the base number of FP17s or Patient Questionnaire responses are less than 100. N/A is shown where the base number of responses is less than 10 during the period. % is calculated as Quantity/Base number*100

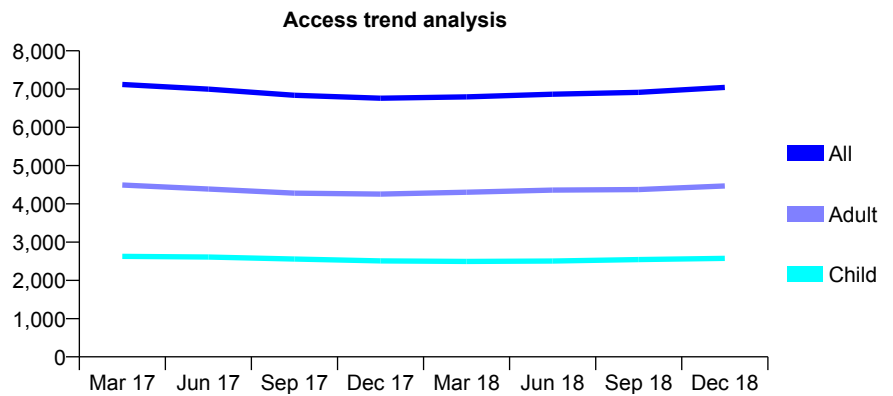
Q62 - Vital Signs At a Glance Contract Report for 825948/0005 - December 2018

Name or company name	MR JK KOTECHA
Contract type name	GDS Contract
Purpose of contract	General
Contract start date	01/04/2006
Contract end date	

18/19 Contracted general activity (UDA)	20,643
Carry forward general activity (UDA)	-402
18/19 Contracted orthodontic activity (UOA)	0
Carry forward orthodontic activity (UOA)	0
Baseline contract value	£503,891.69

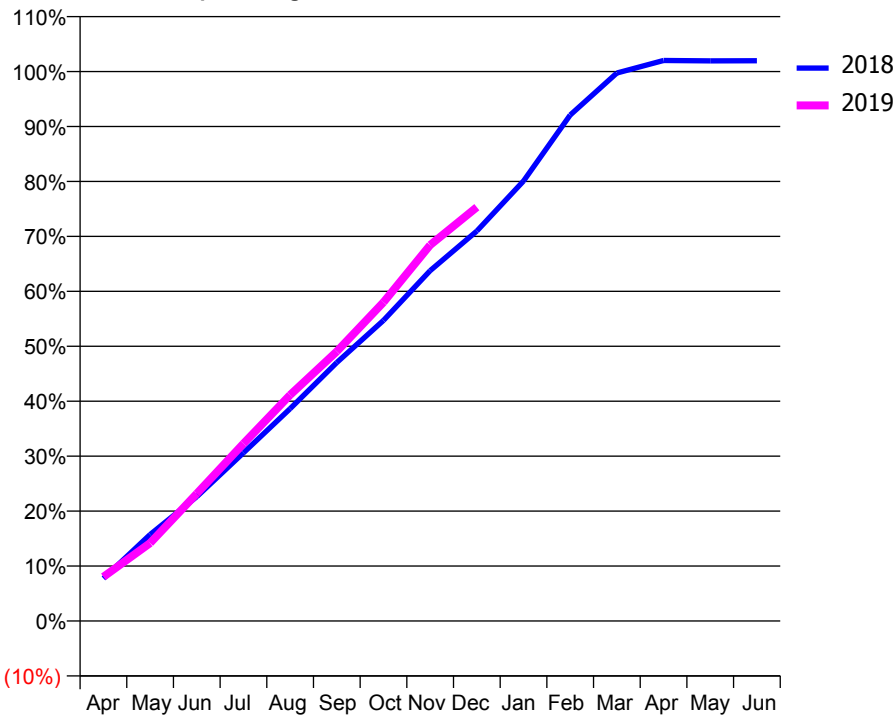
ACCESS*

Patients seen in 24 months	Total	Change since previous quarter
Quarter ending December 2017	6,761	
Quarter ending March 2018	6,797	→
Quarter ending June 2018	6,864	→
Quarter ending September 2018	6,914	→
Quarter ending December 2018	7,042	→
Variance since December 2017	4.2%	↑



ACTIVITY

Cumulative percentage of contracted UDA delivered 2018 & 2019



Month	Adjusted Scheduled Activity (UDA)	
	2018	2019
April	1,602	1,659
May	3,247	2,930
June	4,670	4,786
July	6,320	6,663
August	7,980	8,492
September	9,713	10,124
October	11,295	11,977
November	13,162	14,122
December	14,648	15,546
January	16,531	
February	19,010	
March	20,588	
April	21,056	
May	21,044	
June	21,045	

QUALITY

	Quantity	Base Number	Contract	AT	Region	England
% of FP17s for the same patient ID Re-attending within 3 months - Children	160	3,013	5.3%	10.2%	11.8%	11.8%
% of FP17s for the same patient ID Re-attending within 3 months - Adults	428	4,309	9.9%	15.7%	16.7%	15.6%
% of FP17s for the same patient ID Re-attending between 3 & 9 months - Children	1,995	3,013	66.2%	48.3%	48.6%	58.8%
% of FP17s for the same patient ID Re-attending between 3 & 9 months - Adults	2,207	4,309	51.2%	38.5%	39.1%	51.0%
% of FP17s for Band 1 Urgent Courses	466	6,951	6.7%	11.0%	10.6%	9.0%
% of FP17s Relating to Free Repair or Replacements	38	6,951	0.5%	0.5%	0.5%	0.8%
% of FP17s Relating to Continuations	14	6,951	0.2%	0.5%	0.7%	0.9%
% of Patients satisfied with the dentistry they have received	0	0	N/A	87.7%	90.2%	93.2%
% of Patients satisfied with the time they had to wait for an appointment	0	0	N/A	85.7%	85.0%	88.3%

* This is based on patients treated on this contract for their most recent course of treatment. Figures in italics indicate the base number of FP17s or Patient Questionnaire responses are less than 100. N/A is shown where the base number of responses is less than 10 during the period. % is calculated as Quantity/Base number*100

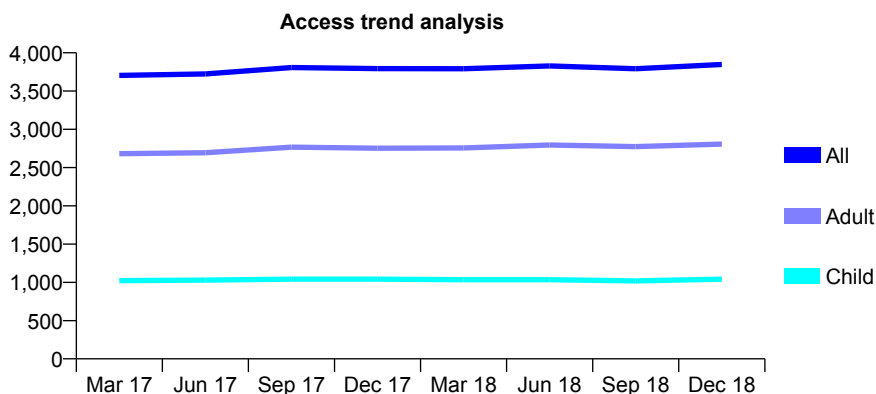
Q62 - Vital Signs At a Glance Contract Report for 825956/0001 - December 2018

Name or company name	MR RG RENTON
Contract type name	GDS Contract
Purpose of contract	General
Contract start date	01/04/2006
Contract end date	

18/19 Contracted general activity (UDA)	5,946
Carry forward general activity (UDA)	0
18/19 Contracted orthodontic activity (UOA)	0
Carry forward orthodontic activity (UOA)	0
Baseline contract value	£169,741.24

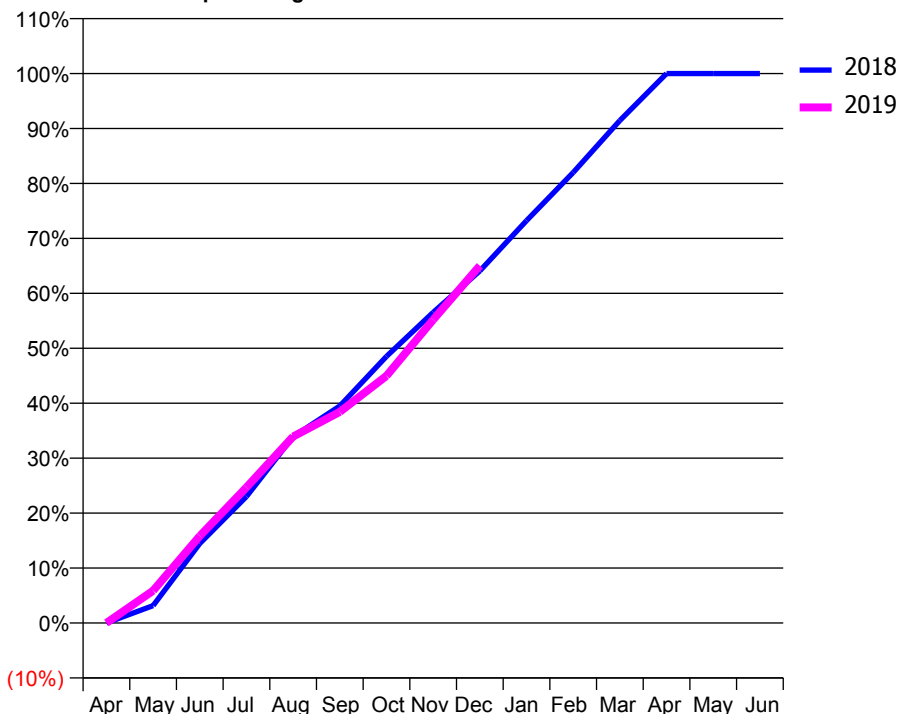
ACCESS*

Patients seen in 24 months	Total	Change since previous quarter
Quarter ending December 2017	3,794	
Quarter ending March 2018	3,792	→
Quarter ending June 2018	3,829	→
Quarter ending September 2018	3,792	→
Quarter ending December 2018	3,848	→
Variance since December 2017	1.4%	→



ACTIVITY

Cumulative percentage of contracted UDA delivered 2018 & 2019



Month	Adjusted Scheduled Activity (UDA)	
	2018	2019
April	0	0
May	188	350
June	861	941
July	1,368	1,468
August	2,016	2,018
September	2,348	2,284
October	2,885	2,675
November	3,361	3,282
December	3,811	3,866
January	4,353	
February	4,875	
March	5,437	
April	5,946	
May	5,946	
June	5,946	

QUALITY

	Quantity	Base Number	Contract	AT	Region	England
% of FP17s for the same patient ID Re-attending within 3 months - Children	7	751	0.9%	10.2%	11.8%	11.8%
% of FP17s for the same patient ID Re-attending within 3 months - Adults	149	2,061	7.2%	15.7%	16.7%	15.6%
% of FP17s for the same patient ID Re-attending between 3 & 9 months - Children	263	751	35.0%	48.3%	48.6%	58.8%
% of FP17s for the same patient ID Re-attending between 3 & 9 months - Adults	730	2,061	35.4%	38.5%	39.1%	51.0%
% of FP17s for Band 1 Urgent Courses	225	2,505	9.0%	11.0%	10.6%	9.0%
% of FP17s Relating to Free Repair or Replacements	0	2,505	0.0%	0.5%	0.5%	0.8%
% of FP17s Relating to Continuations	0	2,505	0.0%	0.5%	0.7%	0.9%
% of Patients satisfied with the dentistry they have received	0	0	N/A	87.7%	90.2%	93.2%
% of Patients satisfied with the time they had to wait for an appointment	0	0	N/A	85.7%	85.0%	88.3%

* This is based on patients treated on this contract for their most recent course of treatment. Figures in italics indicate the base number of FP17s or Patient Questionnaire responses are less than 100. N/A is shown where the base number of responses is less than 10 during the period. % is calculated as Quantity/Base number*100

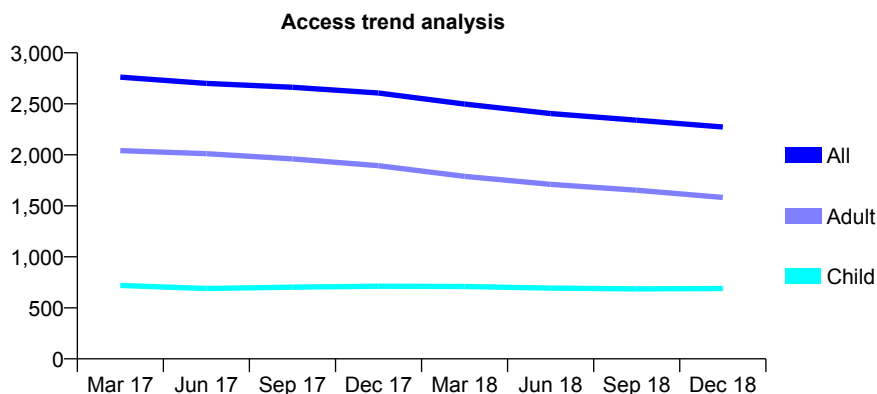
Q62 - Vital Signs At a Glance Contract Report for 839132/0001 - December 2018

Name or company name	Ivory Dental Practice
Contract type name	GDS Contract
Purpose of contract	General
Contract start date	01/04/2006
Contract end date	

18/19 Contracted general activity (UDA)	6,000
Carry forward general activity (UDA)	-114
18/19 Contracted orthodontic activity (UOA)	0
Carry forward orthodontic activity (UOA)	0
Baseline contract value	£134,392.53

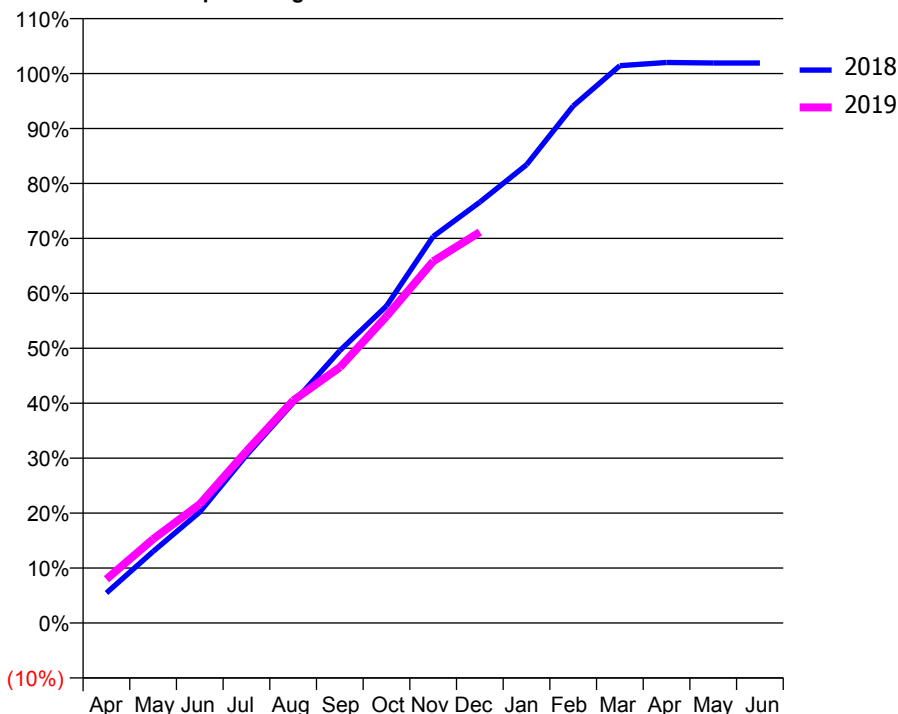
ACCESS*

Patients seen in 24 months	Total	Change since previous quarter
Quarter ending December 2017	2,606	
Quarter ending March 2018	2,498	↓
Quarter ending June 2018	2,404	↓
Quarter ending September 2018	2,339	↓
Quarter ending December 2018	2,272	↓
Variance since December 2017	(12.8%)	↓



ACTIVITY

Cumulative percentage of contracted UDA delivered 2018 & 2019



Month	Adjusted Scheduled Activity (UDA)	
	2018	2019
April	329	479
May	781	917
June	1,213	1,299
July	1,832	1,876
August	2,404	2,430
September	2,974	2,793
October	3,462	3,349
November	4,220	3,949
December	4,596	4,268
January	5,004	
February	5,645	
March	6,085	
April	6,120	
May	6,114	
June	6,114	

QUALITY

	Quantity	Base Number	Contract	AT	Region	England
% of FP17s for the same patient ID Re-attending within 3 months - Children	46	688	6.7%	10.2%	11.8%	11.8%
% of FP17s for the same patient ID Re-attending within 3 months - Adults	130	1,287	10.1%	15.7%	16.7%	15.6%
% of FP17s for the same patient ID Re-attending between 3 & 9 months - Children	378	688	54.9%	48.3%	48.6%	58.8%
% of FP17s for the same patient ID Re-attending between 3 & 9 months - Adults	614	1,287	47.7%	38.5%	39.1%	51.0%
% of FP17s for Band 1 Urgent Courses	140	1,954	7.2%	11.0%	10.6%	9.0%
% of FP17s Relating to Free Repair or Replacements	13	1,954	0.7%	0.5%	0.5%	0.8%
% of FP17s Relating to Continuations	13	1,954	0.7%	0.5%	0.7%	0.9%
% of Patients satisfied with the dentistry they have received	1	1	N/A	87.7%	90.2%	93.2%
% of Patients satisfied with the time they had to wait for an appointment	1	1	N/A	85.7%	85.0%	88.3%

* This is based on patients treated on this contract for their most recent course of treatment. Figures in italics indicate the base number of FP17s or Patient Questionnaire responses are less than 100. N/A is shown where the base number of responses is less than 10 during the period. % is calculated as Quantity/Base number*100

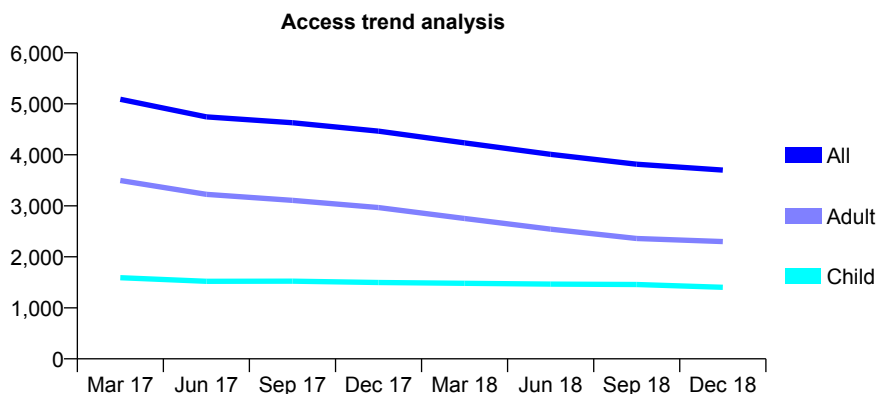
Q62 - Vital Signs At a Glance Contract Report for 839248/0001 - December 2018

Name or company name	MR K KHOSRAVANI
Contract type name	GDS Contract
Purpose of contract	General
Contract start date	01/04/2006
Contract end date	

18/19 Contracted general activity (UDA)	11,434
Carry forward general activity (UDA)	-229
18/19 Contracted orthodontic activity (UOA)	0
Carry forward orthodontic activity (UOA)	0
Baseline contract value	£357,161.89

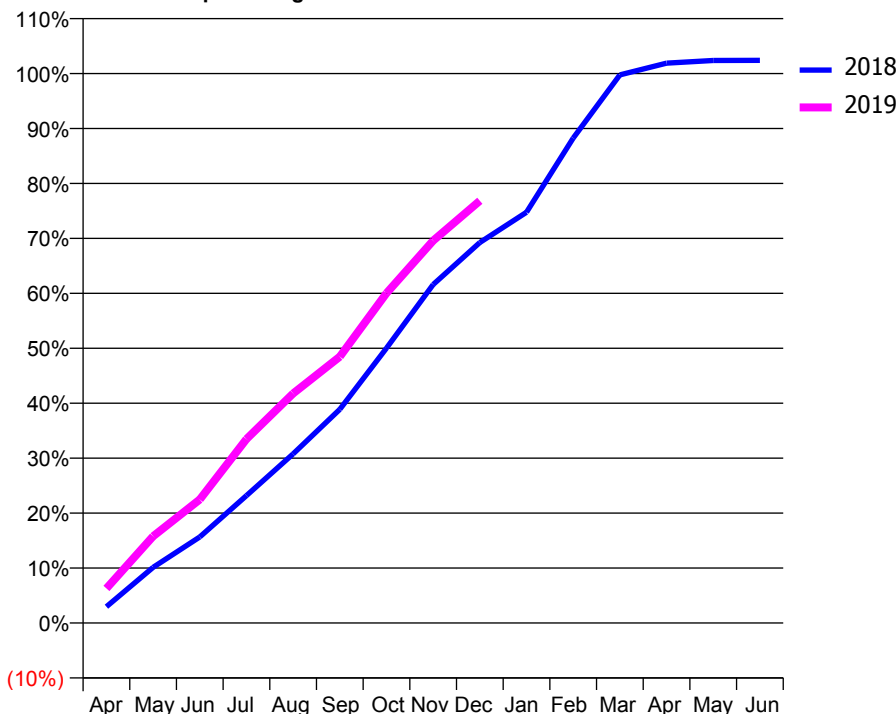
ACCESS*

Patients seen in 24 months	Total	Change since previous quarter
Quarter ending December 2017	4,463	
Quarter ending March 2018	4,233	↓
Quarter ending June 2018	4,008	↓
Quarter ending September 2018	3,816	↓
Quarter ending December 2018	3,701	↓
Variance since December 2017	(17.1%)	↓



ACTIVITY

Cumulative percentage of contracted UDA delivered 2018 & 2019



Month	Adjusted Scheduled Activity (UDA)	
	2018	2019
April	340	719
May	1,160	1,806
June	1,791	2,570
July	2,652	3,827
August	3,520	4,776
September	4,447	5,543
October	5,721	6,864
November	7,043	7,955
December	7,917	8,787
January	8,547	
February	10,091	
March	11,406	
April	11,649	
May	11,705	
June	11,707	

QUALITY

	Quantity	Base Number	Contract	AT	Region	England
% of FP17s for the same patient ID Re-attending within 3 months - Children	126	1,175	10.7%	10.2%	11.8%	11.8%
% of FP17s for the same patient ID Re-attending within 3 months - Adults	183	1,465	12.5%	15.7%	16.7%	15.6%
% of FP17s for the same patient ID Re-attending between 3 & 9 months - Children	345	1,175	29.4%	48.3%	48.6%	58.8%
% of FP17s for the same patient ID Re-attending between 3 & 9 months - Adults	356	1,465	24.3%	38.5%	39.1%	51.0%
% of FP17s for Band 1 Urgent Courses	61	2,554	2.4%	11.0%	10.6%	9.0%
% of FP17s Relating to Free Repair or Replacements	11	2,554	0.4%	0.5%	0.5%	0.8%
% of FP17s Relating to Continuations	1	2,554	0.0%	0.5%	0.7%	0.9%
% of Patients satisfied with the dentistry they have received	2	2	N/A	87.7%	90.2%	93.2%
% of Patients satisfied with the time they had to wait for an appointment	2	2	N/A	85.7%	85.0%	88.3%

* This is based on patients treated on this contract for their most recent course of treatment. Figures in italics indicate the base number of FP17s or Patient Questionnaire responses are less than 100. N/A is shown where the base number of responses is less than 10 during the period. % is calculated as Quantity/Base number*100

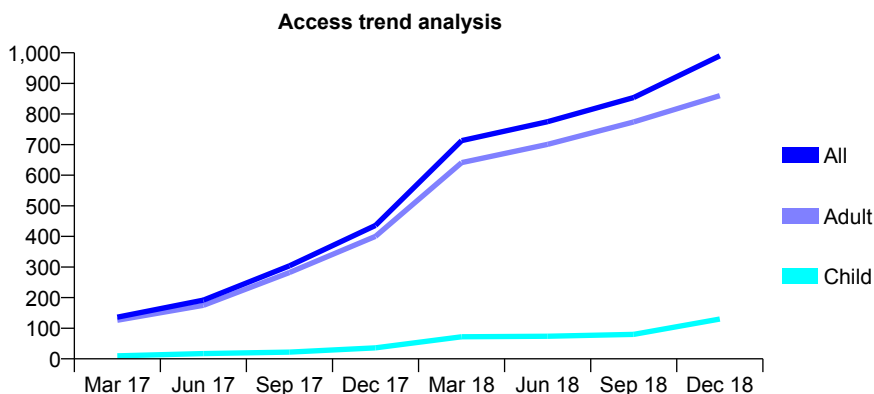
Q62 - Vital Signs At a Glance Contract Report for 839248/0002 - December 2018

Name or company name	MR K KHOSRAVANI
Contract type name	GDS Contract
Purpose of contract	General
Contract start date	01/01/2015
Contract end date	

18/19 Contracted general activity (UDA)	5,000
Carry forward general activity (UDA)	0
18/19 Contracted orthodontic activity (UOA)	0
Carry forward orthodontic activity (UOA)	0
Baseline contract value	£156,184.14

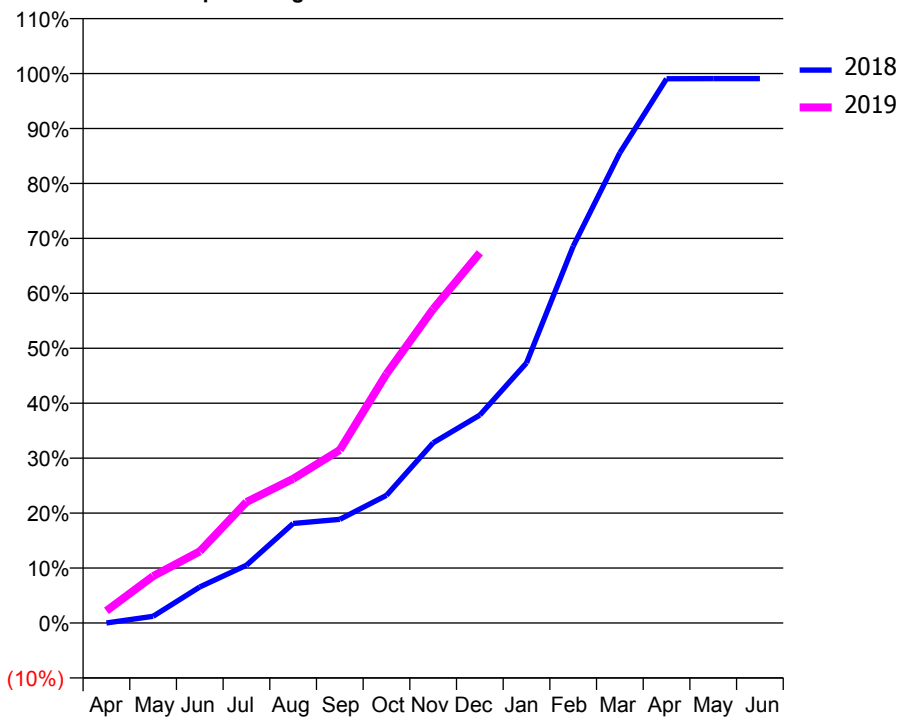
ACCESS*

Patients seen in 24 months	Total	Change since previous quarter
Quarter ending December 2017	436	
Quarter ending March 2018	713	↑
Quarter ending June 2018	775	↑
Quarter ending September 2018	854	↑
Quarter ending December 2018	990	↑
Variance since December 2017	127.1%	↑



ACTIVITY

Cumulative percentage of contracted UDA delivered 2018 & 2019



Month	Adjusted Scheduled Activity (UDA)	
	2018	2019
April	0	111
May	61	427
June	329	653
July	526	1,101
August	906	1,313
September	943	1,575
October	1,161	2,267
November	1,640	2,857
December	1,893	3,369
January	2,367	
February	3,428	
March	4,279	
April	4,952	
May	4,954	
June	4,954	

QUALITY

	Quantity	Base Number	Contract	AT	Region	England
% of FP17s for the same patient ID Re-attending within 3 months - Children	5	123	4.1%	10.2%	11.8%	11.8%
% of FP17s for the same patient ID Re-attending within 3 months - Adults	123	740	16.6%	15.7%	16.7%	15.6%
% of FP17s for the same patient ID Re-attending between 3 & 9 months - Children	13	123	10.6%	48.3%	48.6%	58.8%
% of FP17s for the same patient ID Re-attending between 3 & 9 months - Adults	186	740	25.1%	38.5%	39.1%	51.0%
% of FP17s for Band 1 Urgent Courses	49	782	6.3%	11.0%	10.6%	9.0%
% of FP17s Relating to Free Repair or Replacements	5	782	0.6%	0.5%	0.5%	0.8%
% of FP17s Relating to Continuations	1	782	0.1%	0.5%	0.7%	0.9%
% of Patients satisfied with the dentistry they have received	0	0	N/A	87.7%	90.2%	93.2%
% of Patients satisfied with the time they had to wait for an appointment	0	0	N/A	85.7%	85.0%	88.3%

* This is based on patients treated on this contract for their most recent course of treatment. Figures in italics indicate the base number of FP17s or Patient Questionnaire responses are less than 100. N/A is shown where the base number of responses is less than 10 during the period. % is calculated as Quantity/Base number*100

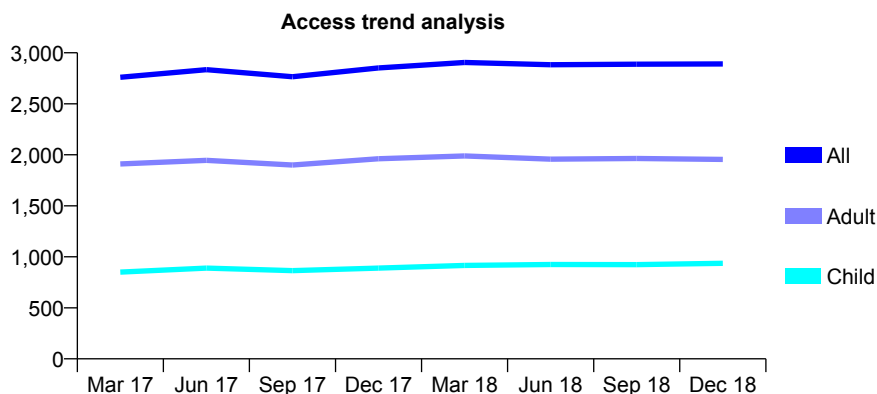
Q62 - Vital Signs At a Glance Contract Report for 839515/0001 - December 2018

Name or company name	MR C REDICAN
Contract type name	GDS Contract
Purpose of contract	General
Contract start date	01/04/2006
Contract end date	

18/19 Contracted general activity (UDA)	5,074
Carry forward general activity (UDA)	-35
18/19 Contracted orthodontic activity (UOA)	0
Carry forward orthodontic activity (UOA)	0
Baseline contract value	£158,086.11

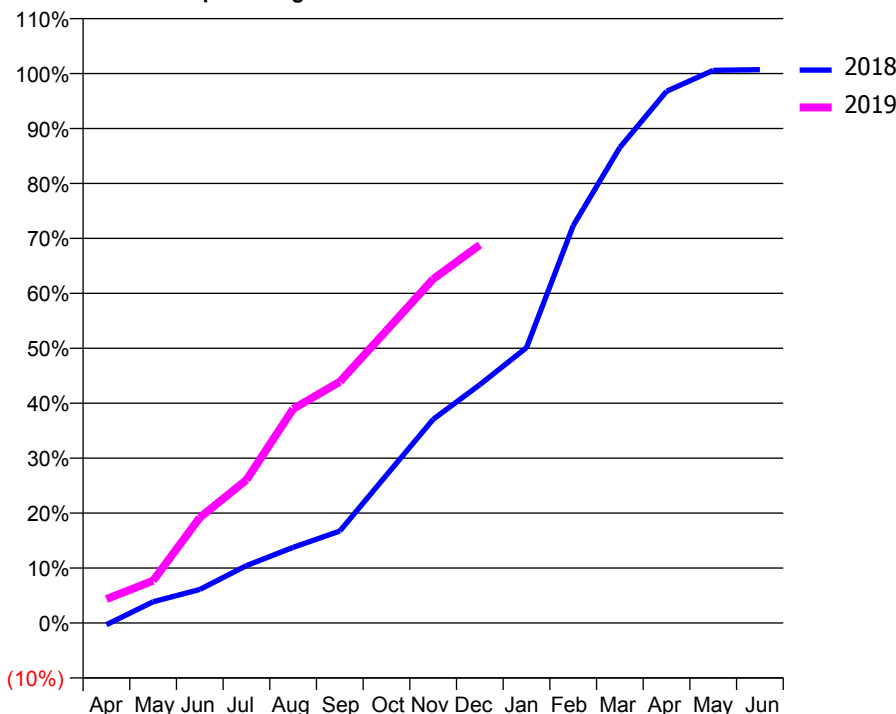
ACCESS*

Patients seen in 24 months	Total	Change since previous quarter
Quarter ending December 2017	2,851	
Quarter ending March 2018	2,905	→
Quarter ending June 2018	2,883	→
Quarter ending September 2018	2,888	→
Quarter ending December 2018	2,891	→
Variance since December 2017	1.4%	→



ACTIVITY

Cumulative percentage of contracted UDA delivered 2018 & 2019



Month	Adjusted Scheduled Activity (UDA)	
	2018	2019
April	-17	221
May	196	391
June	309	973
July	530	1,322
August	699	1,977
September	849	2,228
October	1,367	2,701
November	1,881	3,176
December	2,201	3,491
January	2,544	
February	3,668	
March	4,391	
April	4,910	
May	5,103	
June	5,109	

QUALITY

	Quantity	Base Number	Contract	AT	Region	England
% of FP17s for the same patient ID Re-attending within 3 months - Children	61	720	8.5%	10.2%	11.8%	11.8%
% of FP17s for the same patient ID Re-attending within 3 months - Adults	277	1,393	19.9%	15.7%	16.7%	15.6%
% of FP17s for the same patient ID Re-attending between 3 & 9 months - Children	221	720	30.7%	48.3%	48.6%	58.8%
% of FP17s for the same patient ID Re-attending between 3 & 9 months - Adults	407	1,393	29.2%	38.5%	39.1%	51.0%
% of FP17s for Band 1 Urgent Courses	213	1,590	13.4%	11.0%	10.6%	9.0%
% of FP17s Relating to Free Repair or Replacements	11	1,590	0.7%	0.5%	0.5%	0.8%
% of FP17s Relating to Continuations	4	1,590	0.3%	0.5%	0.7%	0.9%
% of Patients satisfied with the dentistry they have received	1	1	N/A	87.7%	90.2%	93.2%
% of Patients satisfied with the time they had to wait for an appointment	0	1	N/A	85.7%	85.0%	88.3%

* This is based on patients treated on this contract for their most recent course of treatment. Figures in italics indicate the base number of FP17s or Patient Questionnaire responses are less than 100. N/A is shown where the base number of responses is less than 10 during the period. % is calculated as Quantity/Base number*100

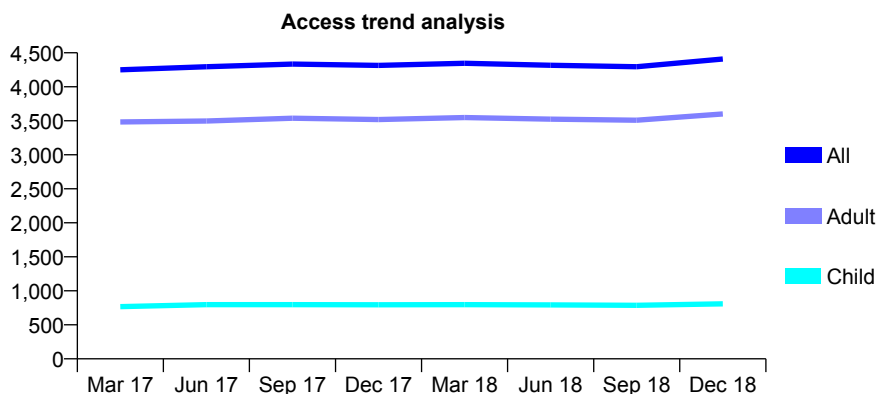
Q62 - Vital Signs At a Glance Contract Report for 839795/0001 - December 2018

Name or company name	MR K KARANTOUMANIS
Contract type name	GDS Contract
Purpose of contract	General
Contract start date	01/04/2006
Contract end date	

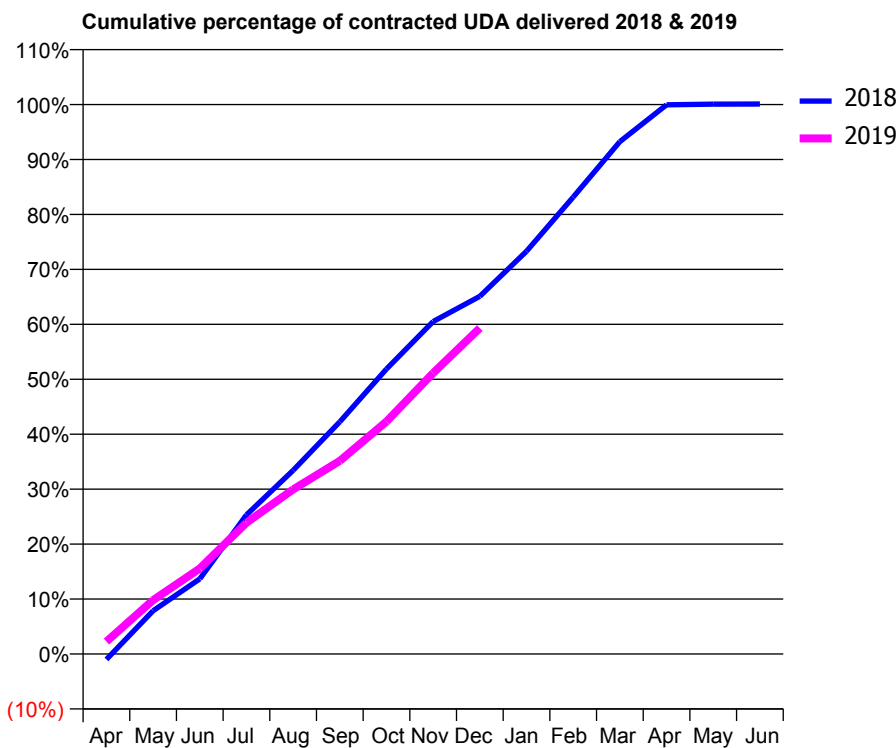
18/19 Contracted general activity (UDA)	15,386
Carry forward general activity (UDA)	-13
18/19 Contracted orthodontic activity (UOA)	0
Carry forward orthodontic activity (UOA)	0
Baseline contract value	£441,844.95

ACCESS*

Patients seen in 24 months	Total	Change since previous quarter
Quarter ending December 2017	4,314	
Quarter ending March 2018	4,346	→
Quarter ending June 2018	4,317	→
Quarter ending September 2018	4,296	→
Quarter ending December 2018	4,408	↑
Variance since December 2017	2.2%	↑



ACTIVITY



Month	Adjusted Scheduled Activity (UDA)	
	2018	2019
April	-156	348
May	1,212	1,512
June	2,106	2,395
July	3,897	3,677
August	5,144	4,611
September	6,501	5,409
October	7,982	6,509
November	9,311	7,868
December	10,015	9,127
January	11,276	
February	12,795	
March	14,347	
April	15,376	
May	15,398	
June	15,399	

QUALITY

	Quantity	Base Number	Contract	AT	Region	England
% of FP17s for the same patient ID Re-attending within 3 months - Children	47	771	6.1%	10.2%	11.8%	11.8%
% of FP17s for the same patient ID Re-attending within 3 months - Adults	364	3,010	12.1%	15.7%	16.7%	15.6%
% of FP17s for the same patient ID Re-attending between 3 & 9 months - Children	430	771	55.8%	48.3%	48.6%	58.8%
% of FP17s for the same patient ID Re-attending between 3 & 9 months - Adults	1,337	3,010	44.4%	38.5%	39.1%	51.0%
% of FP17s for Band 1 Urgent Courses	363	3,491	10.4%	11.0%	10.6%	9.0%
% of FP17s Relating to Free Repair or Replacements	16	3,491	0.5%	0.5%	0.5%	0.8%
% of FP17s Relating to Continuations	8	3,491	0.2%	0.5%	0.7%	0.9%
% of Patients satisfied with the dentistry they have received	0	1	N/A	87.7%	90.2%	93.2%
% of Patients satisfied with the time they had to wait for an appointment	1	1	N/A	85.7%	85.0%	88.3%

* This is based on patients treated on this contract for their most recent course of treatment. Figures in italics indicate the base number of FP17s or Patient Questionnaire responses are less than 100. N/A is shown where the base number of responses is less than 10 during the period. % is calculated as Quantity/Base number*100

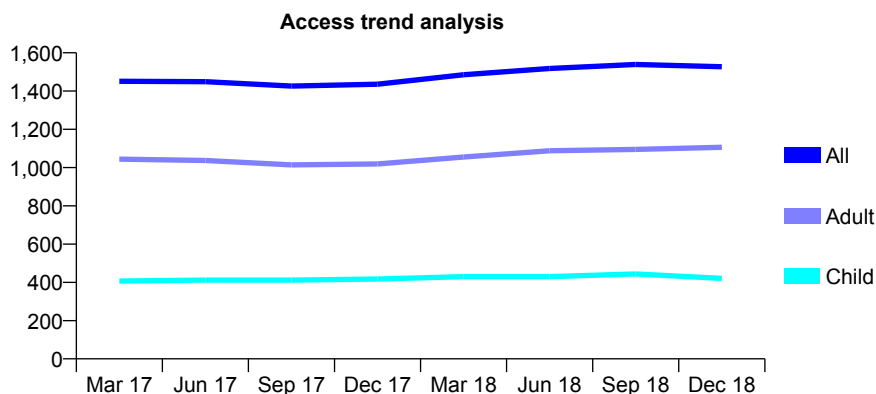
Q62 - Vital Signs At a Glance Contract Report for 843148/0001 - December 2018

Name or company name	MR SR MANAFI
Contract type name	GDS Contract
Purpose of contract	General
Contract start date	01/04/2006
Contract end date	

18/19 Contracted general activity (UDA)	5,756
Carry forward general activity (UDA)	-74
18/19 Contracted orthodontic activity (UOA)	0
Carry forward orthodontic activity (UOA)	0
Baseline contract value	£227,086.35

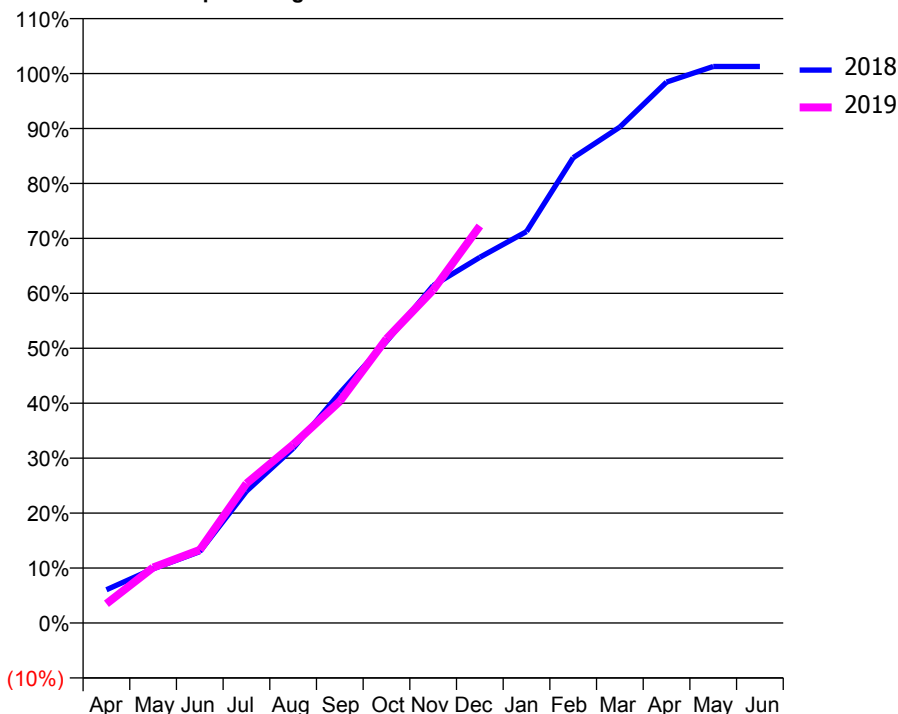
ACCESS*

Patients seen in 24 months	Total	Change since previous quarter
Quarter ending December 2017	1,436	
Quarter ending March 2018	1,485	↑
Quarter ending June 2018	1,518	↑
Quarter ending September 2018	1,539	→
Quarter ending December 2018	1,527	→
Variance since December 2017	6.3%	↑



ACTIVITY

Cumulative percentage of contracted UDA delivered 2018 & 2019



Month	Adjusted Scheduled Activity (UDA)	
	2018	2019
April	349	202
May	567	581
June	748	766
July	1,381	1,461
August	1,829	1,869
September	2,409	2,322
October	2,949	2,977
November	3,535	3,488
December	3,831	4,159
January	4,100	
February	4,874	
March	5,196	
April	5,667	
May	5,830	
June	5,830	

QUALITY

	Quantity	Base Number	Contract	AT	Region	England
% of FP17s for the same patient ID Re-attending within 3 months - Children	44	419	10.5%	10.2%	11.8%	11.8%
% of FP17s for the same patient ID Re-attending within 3 months - Adults	213	1,023	20.8%	15.7%	16.7%	15.6%
% of FP17s for the same patient ID Re-attending between 3 & 9 months - Children	168	419	40.1%	48.3%	48.6%	58.8%
% of FP17s for the same patient ID Re-attending between 3 & 9 months - Adults	316	1,023	30.9%	38.5%	39.1%	51.0%
% of FP17s for Band 1 Urgent Courses	346	1,315	26.3%	11.0%	10.6%	9.0%
% of FP17s Relating to Free Repair or Replacements	0	1,315	0.0%	0.5%	0.5%	0.8%
% of FP17s Relating to Continuations	14	1,315	1.1%	0.5%	0.7%	0.9%
% of Patients satisfied with the dentistry they have received	1	3	N/A	87.7%	90.2%	93.2%
% of Patients satisfied with the time they had to wait for an appointment	2	3	N/A	85.7%	85.0%	88.3%

* This is based on patients treated on this contract for their most recent course of treatment. Figures in italics indicate the base number of FP17s or Patient Questionnaire responses are less than 100. N/A is shown where the base number of responses is less than 10 during the period. % is calculated as Quantity/Base number*100

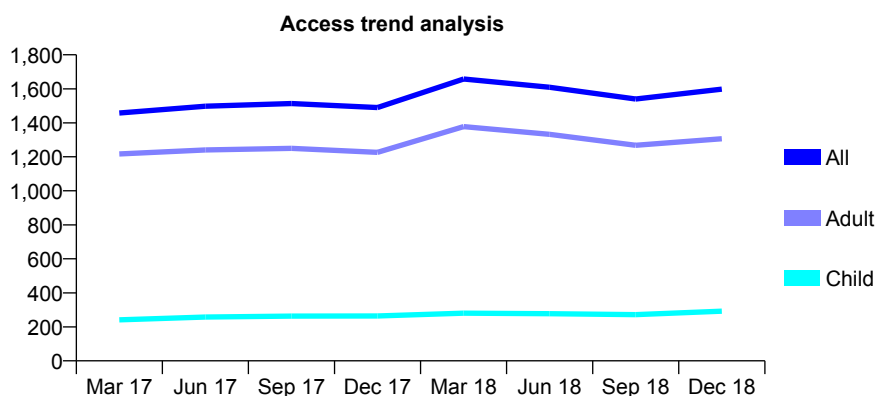
Q62 - Vital Signs At a Glance Contract Report for 846104/0001 - December 2018

Name or company name	Bhavish Thakrar and Jayesh Kotecha
Contract type name	GDS Contract
Purpose of contract	General
Contract start date	01/04/2006
Contract end date	

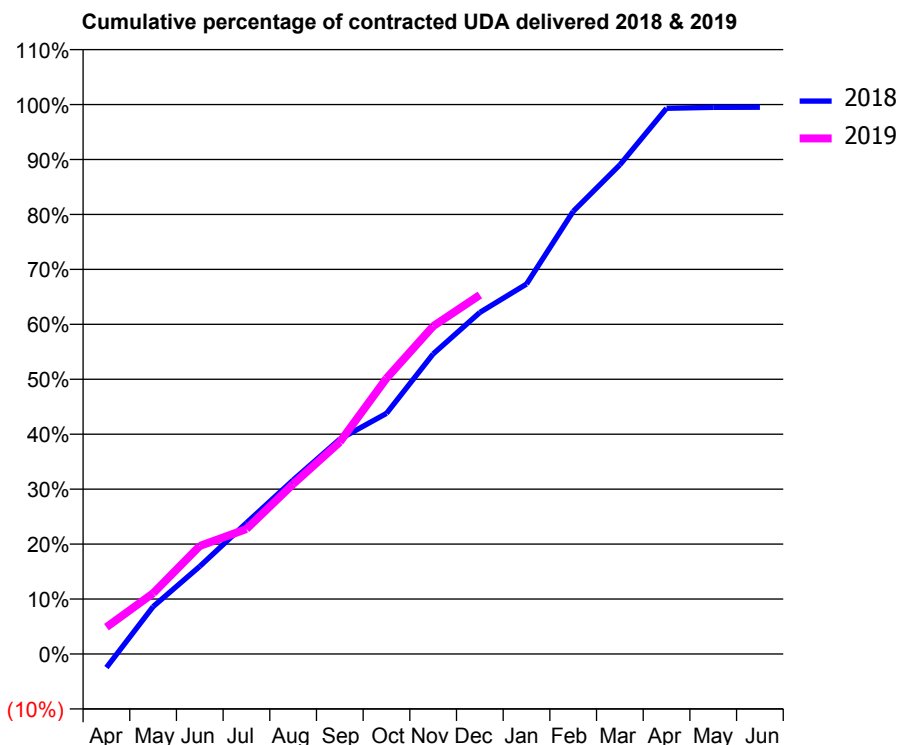
18/19 Contracted general activity (UDA)	6,599
Carry forward general activity (UDA)	33
18/19 Contracted orthodontic activity (UOA)	0
Carry forward orthodontic activity (UOA)	0
Baseline contract value	£240,971.30

ACCESS*

Patients seen in 24 months	Total	Change since previous quarter
Quarter ending December 2017	1,490	
Quarter ending March 2018	1,658	↑
Quarter ending June 2018	1,609	↓
Quarter ending September 2018	1,540	↓
Quarter ending December 2018	1,598	↑
Variance since December 2017	7.2%	↑



ACTIVITY



Month	Adjusted Scheduled Activity (UDA)	
	2018	2019
April	-164	323
May	569	730
June	1,053	1,299
July	1,575	1,501
August	2,089	2,041
September	2,580	2,545
October	2,890	3,311
November	3,604	3,938
December	4,102	4,312
January	4,443	
February	5,315	
March	5,874	
April	6,553	
May	6,565	
June	6,566	

QUALITY

	Quantity	Base Number	Contract	AT	Region	England
% of FP17s for the same patient ID Re-attending within 3 months - Children	20	274	7.3%	10.2%	11.8%	11.8%
% of FP17s for the same patient ID Re-attending within 3 months - Adults	357	1,292	27.6%	15.7%	16.7%	15.6%
% of FP17s for the same patient ID Re-attending between 3 & 9 months - Children	94	274	34.3%	48.3%	48.6%	58.8%
% of FP17s for the same patient ID Re-attending between 3 & 9 months - Adults	319	1,292	24.7%	38.5%	39.1%	51.0%
% of FP17s for Band 1 Urgent Courses	341	1,378	24.7%	11.0%	10.6%	9.0%
% of FP17s Relating to Free Repair or Replacements	14	1,378	1.0%	0.5%	0.5%	0.8%
% of FP17s Relating to Continuations	19	1,378	1.4%	0.5%	0.7%	0.9%
% of Patients satisfied with the dentistry they have received	0	0	N/A	87.7%	90.2%	93.2%
% of Patients satisfied with the time they had to wait for an appointment	0	0	N/A	85.7%	85.0%	88.3%

* This is based on patients treated on this contract for their most recent course of treatment. Figures in italics indicate the base number of FP17s or Patient Questionnaire responses are less than 100. N/A is shown where the base number of responses is less than 10 during the period. % is calculated as Quantity/Base number*100

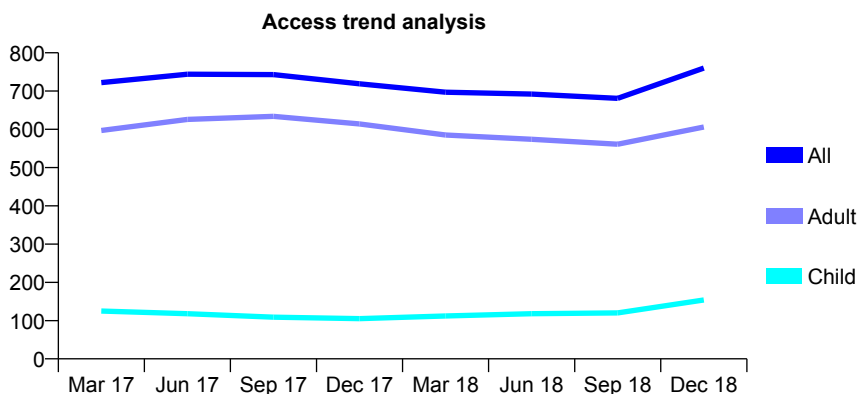
Q62 - Vital Signs At a Glance Contract Report for 849014/0004 - December 2018

Name or company name	MISS E VAZIR
Contract type name	GDS Contract
Purpose of contract	General
Contract start date	01/05/2013
Contract end date	

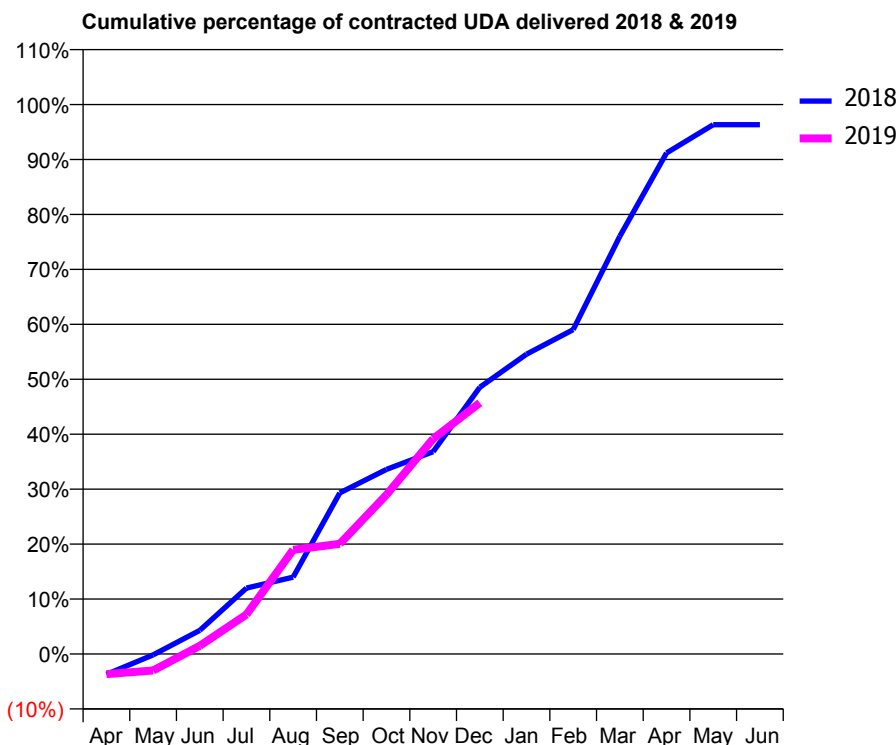
18/19 Contracted general activity (UDA)	4,000
Carry forward general activity (UDA)	147
18/19 Contracted orthodontic activity (UOA)	0
Carry forward orthodontic activity (UOA)	0
Baseline contract value	£108,872.98

ACCESS*

Patients seen in 24 months	Total	Change since previous quarter
Quarter ending December 2017	719	
Quarter ending March 2018	697	↓
Quarter ending June 2018	692	→
Quarter ending September 2018	681	↓
Quarter ending December 2018	760	↑
Variance since December 2017	5.7%	↑



ACTIVITY



Month	Adjusted Scheduled Activity (UDA)	
	2018	2019
April	-149	-147
May	-7	-121
June	173	60
July	480	288
August	560	758
September	1,173	802
October	1,344	1,160
November	1,473	1,568
December	1,942	1,828
January	2,183	
February	2,361	
March	3,042	
April	3,647	
May	3,853	
June	3,853	

QUALITY

	Quantity	Base Number	Contract	AT	Region	England
% of FP17s for the same patient ID Re-attending within 3 months - Children	10	138	7.2%	10.2%	11.8%	11.8%
% of FP17s for the same patient ID Re-attending within 3 months - Adults	57	539	10.6%	15.7%	16.7%	15.6%
% of FP17s for the same patient ID Re-attending between 3 & 9 months - Children	32	138	23.2%	48.3%	48.6%	58.8%
% of FP17s for the same patient ID Re-attending between 3 & 9 months - Adults	156	539	28.9%	38.5%	39.1%	51.0%
% of FP17s for Band 1 Urgent Courses	41	537	7.6%	11.0%	10.6%	9.0%
% of FP17s Relating to Free Repair or Replacements	0	537	0.0%	0.5%	0.5%	0.8%
% of FP17s Relating to Continuations	0	537	0.0%	0.5%	0.7%	0.9%
% of Patients satisfied with the dentistry they have received	1	1	N/A	87.7%	90.2%	93.2%
% of Patients satisfied with the time they had to wait for an appointment	1	1	N/A	85.7%	85.0%	88.3%

* This is based on patients treated on this contract for their most recent course of treatment. Figures in italics indicate the base number of FP17s or Patient Questionnaire responses are less than 100. N/A is shown where the base number of responses is less than 10 during the period. % is calculated as Quantity/Base number*100

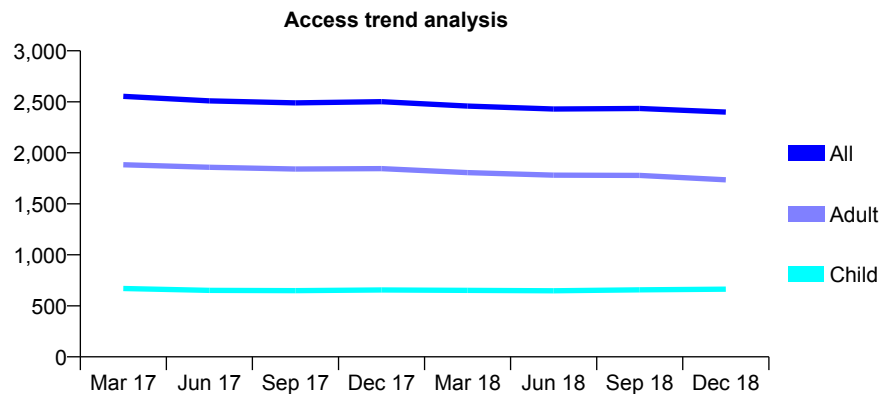
Q62 - Vital Signs At a Glance Contract Report for 849146/0001 - December 2018

Name or company name	MR A ARBABI
Contract type name	GDS Contract
Purpose of contract	General
Contract start date	01/04/2006
Contract end date	

18/19 Contracted general activity (UDA)	6,545
Carry forward general activity (UDA)	0
18/19 Contracted orthodontic activity (UOA)	0
Carry forward orthodontic activity (UOA)	0
Baseline contract value	£195,808.63

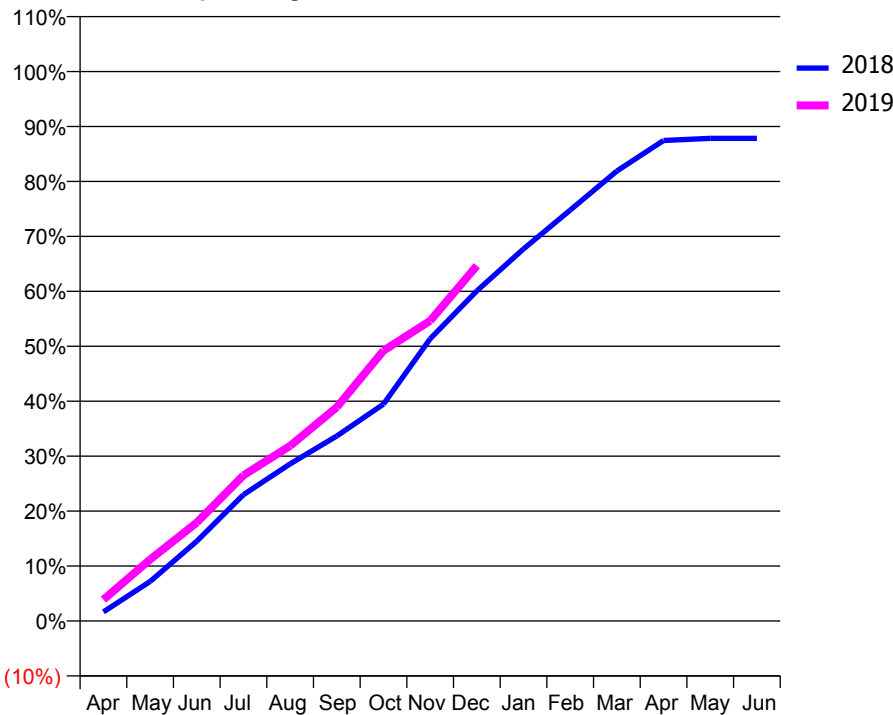
ACCESS*

Patients seen in 24 months	Total	Change since previous quarter
Quarter ending December 2017	2,501	
Quarter ending March 2018	2,458	↓
Quarter ending June 2018	2,429	↓
Quarter ending September 2018	2,435	→
Quarter ending December 2018	2,399	↓
Variance since December 2017	(4.1%)	↓



ACTIVITY

Cumulative percentage of contracted UDA delivered 2018 & 2019



Month	Adjusted Scheduled Activity (UDA)	
	2018	2019
April	109	255
May	471	732
June	951	1,172
July	1,505	1,734
August	1,872	2,086
September	2,203	2,547
October	2,583	3,221
November	3,361	3,576
December	3,932	4,231
January	4,433	
February	4,895	
March	5,359	
April	5,723	
May	5,749	
June	5,749	

QUALITY

	Quantity	Base Number	Contract	AT	Region	England
% of FP17s for the same patient ID Re-attending within 3 months - Children	17	546	3.1%	10.2%	11.8%	11.8%
% of FP17s for the same patient ID Re-attending within 3 months - Adults	149	1,235	12.1%	15.7%	16.7%	15.6%
% of FP17s for the same patient ID Re-attending between 3 & 9 months - Children	263	546	48.2%	48.3%	48.6%	58.8%
% of FP17s for the same patient ID Re-attending between 3 & 9 months - Adults	436	1,235	35.3%	38.5%	39.1%	51.0%
% of FP17s for Band 1 Urgent Courses	142	1,689	8.4%	11.0%	10.6%	9.0%
% of FP17s Relating to Free Repair or Replacements	0	1,689	0.0%	0.5%	0.5%	0.8%
% of FP17s Relating to Continuations	5	1,689	0.3%	0.5%	0.7%	0.9%
% of Patients satisfied with the dentistry they have received	0	0	N/A	87.7%	90.2%	93.2%
% of Patients satisfied with the time they had to wait for an appointment	0	0	N/A	85.7%	85.0%	88.3%

* This is based on patients treated on this contract for their most recent course of treatment. Figures in italics indicate the base number of FP17s or Patient Questionnaire responses are less than 100. N/A is shown where the base number of responses is less than 10 during the period. % is calculated as Quantity/Base number*100

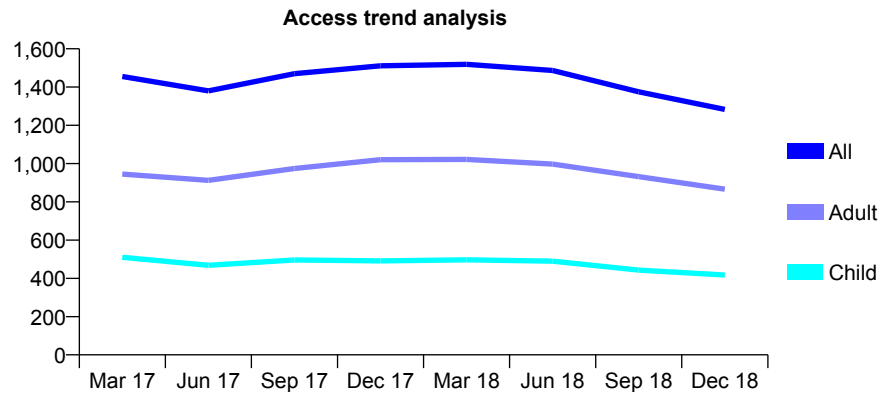
Q62 - Vital Signs At a Glance Contract Report for 852945/0001 - December 2018

Name or company name	Ahmed Al-Morhiby & P Soleymani Gilander
Contract type name	GDS Contract
Purpose of contract	General
Contract start date	01/04/2006
Contract end date	

18/19 Contracted general activity (UDA)	3,492
Carry forward general activity (UDA)	-70
18/19 Contracted orthodontic activity (UOA)	0
Carry forward orthodontic activity (UOA)	0
Baseline contract value	£110,045.23

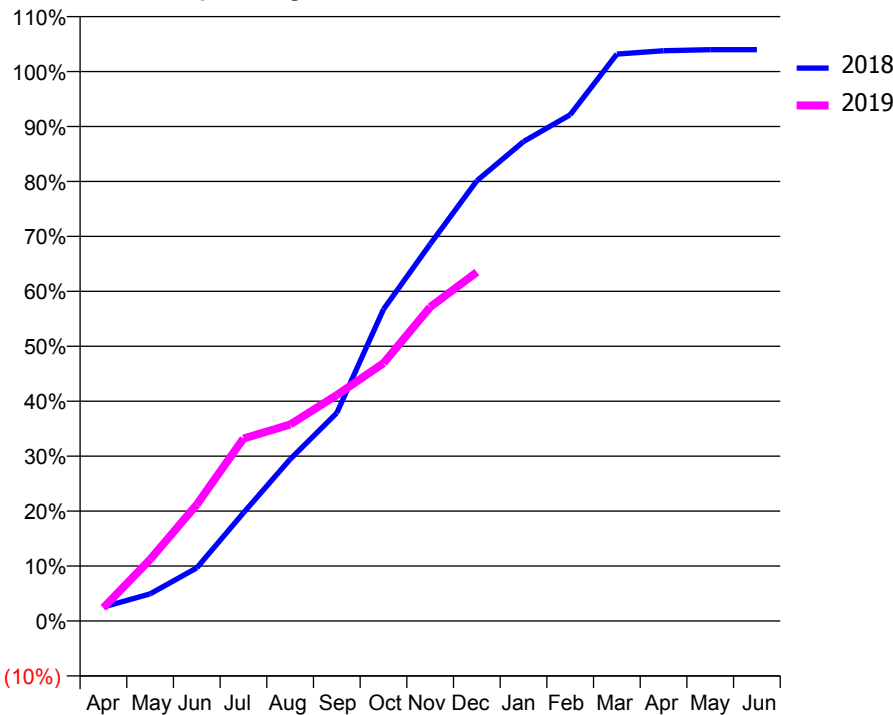
ACCESS*

Patients seen in 24 months	Total	Change since previous quarter
Quarter ending December 2017	1,511	
Quarter ending March 2018	1,519	→
Quarter ending June 2018	1,487	↓
Quarter ending September 2018	1,375	↓
Quarter ending December 2018	1,283	↓
Variance since December 2017	(15.1%)	↓



ACTIVITY

Cumulative percentage of contracted UDA delivered 2018 & 2019



Month	Adjusted Scheduled Activity (UDA)	
	2018	2019
April	89	85
May	173	391
June	338	740
July	688	1,160
August	1,028	1,249
September	1,322	1,436
October	1,981	1,638
November	2,395	1,995
December	2,798	2,217
January	3,047	
February	3,217	
March	3,603	
April	3,624	
May	3,631	
June	3,631	

QUALITY

	Quantity	Base Number	Contract	AT	Region	England
% of FP17s for the same patient ID Re-attending within 3 months - Children	18	322	5.6%	10.2%	11.8%	11.8%
% of FP17s for the same patient ID Re-attending within 3 months - Adults	52	476	10.9%	15.7%	16.7%	15.6%
% of FP17s for the same patient ID Re-attending between 3 & 9 months - Children	121	322	37.6%	48.3%	48.6%	58.8%
% of FP17s for the same patient ID Re-attending between 3 & 9 months - Adults	128	476	26.9%	38.5%	39.1%	51.0%
% of FP17s for Band 1 Urgent Courses	123	772	15.9%	11.0%	10.6%	9.0%
% of FP17s Relating to Free Repair or Replacements	4	772	0.5%	0.5%	0.5%	0.8%
% of FP17s Relating to Continuations	0	772	0.0%	0.5%	0.7%	0.9%
% of Patients satisfied with the dentistry they have received	1	1	N/A	87.7%	90.2%	93.2%
% of Patients satisfied with the time they had to wait for an appointment	1	1	N/A	85.7%	85.0%	88.3%

* This is based on patients treated on this contract for their most recent course of treatment. Figures in italics indicate the base number of FP17s or Patient Questionnaire responses are less than 100. N/A is shown where the base number of responses is less than 10 during the period. % is calculated as Quantity/Base number*100

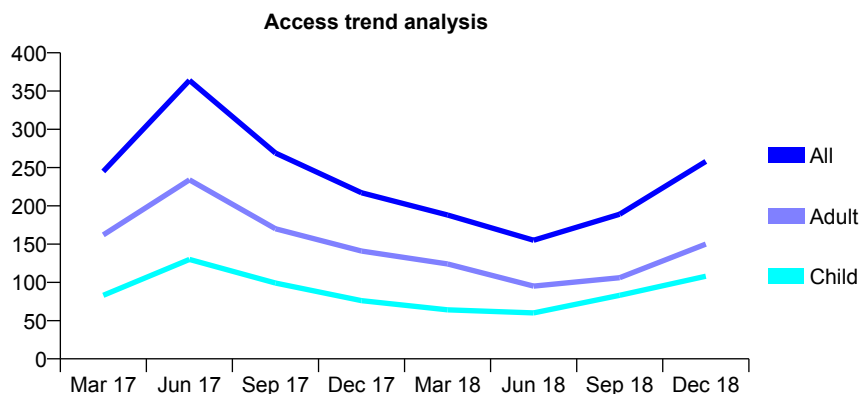
Q62 - Vital Signs At a Glance Contract Report for 852945/0002 - December 2018

Name or company name	Ahmed Al-Morhiby & P Soleymani Gilander
Contract type name	GDS Contract
Purpose of contract	General
Contract start date	01/12/2007
Contract end date	

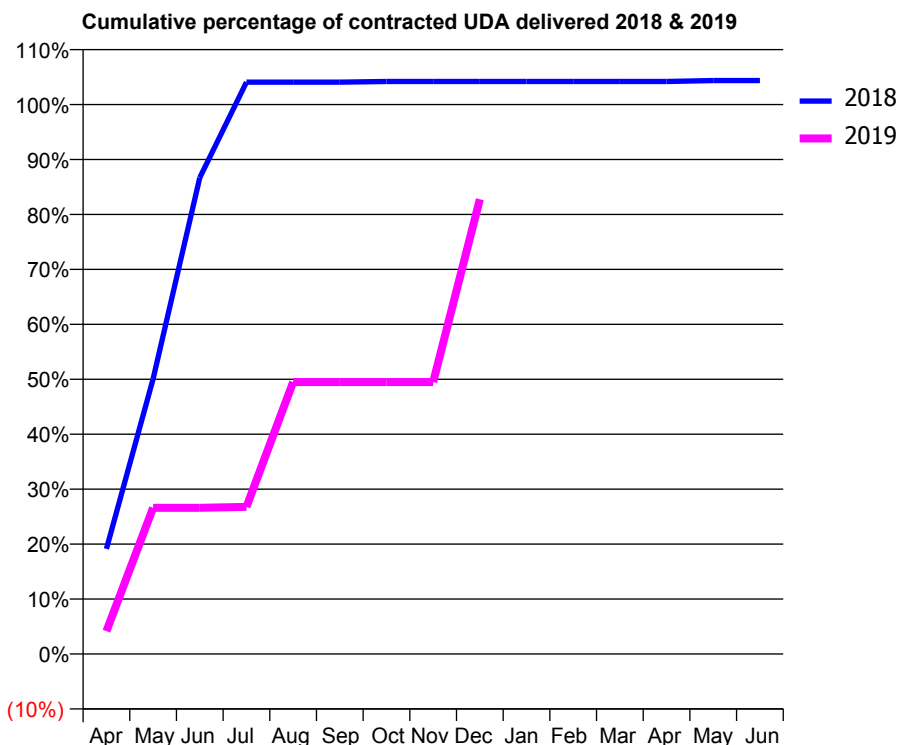
18/19 Contracted general activity (UDA)	700
Carry forward general activity (UDA)	-14
18/19 Contracted orthodontic activity (UOA)	0
Carry forward orthodontic activity (UOA)	0
Baseline contract value	£22,915.07

ACCESS*

Patients seen in 24 months	Total	Change since previous quarter
Quarter ending December 2017	217	
Quarter ending March 2018	188	↓
Quarter ending June 2018	155	↓
Quarter ending September 2018	189	↑
Quarter ending December 2018	258	↑
Variance since December 2017	18.9%	↑



ACTIVITY



Adjusted Scheduled Activity (UDA)		
Month	2018	2019
April	134	29
May	351	186
June	607	186
July	728	187
August	728	346
September	728	346
October	729	346
November	729	346
December	729	579
January	729	
February	729	
March	729	
April	729	
May	731	
June	731	

QUALITY

	Quantity	Base Number	Contract	AT	Region	England
% of FP17s for the same patient ID Re-attending within 3 months - Children	0	100	0.0%	10.2%	11.8%	11.8%
% of FP17s for the same patient ID Re-attending within 3 months - Adults	1	124	0.8%	15.7%	16.7%	15.6%
% of FP17s for the same patient ID Re-attending between 3 & 9 months - Children	3	100	3.0%	48.3%	48.6%	58.8%
% of FP17s for the same patient ID Re-attending between 3 & 9 months - Adults	4	124	3.2%	38.5%	39.1%	51.0%
% of FP17s for Band 1 Urgent Courses	27	223	12.1%	11.0%	10.6%	9.0%
% of FP17s Relating to Free Repair or Replacements	0	223	0.0%	0.5%	0.5%	0.8%
% of FP17s Relating to Continuations	0	223	0.0%	0.5%	0.7%	0.9%
% of Patients satisfied with the dentistry they have received	0	0	N/A	87.7%	90.2%	93.2%
% of Patients satisfied with the time they had to wait for an appointment	0	0	N/A	85.7%	85.0%	88.3%

* This is based on patients treated on this contract for their most recent course of treatment. Figures in italics indicate the base number of FP17s or Patient Questionnaire responses are less than 100. N/A is shown where the base number of responses is less than 10 during the period. % is calculated as Quantity/Base number*100

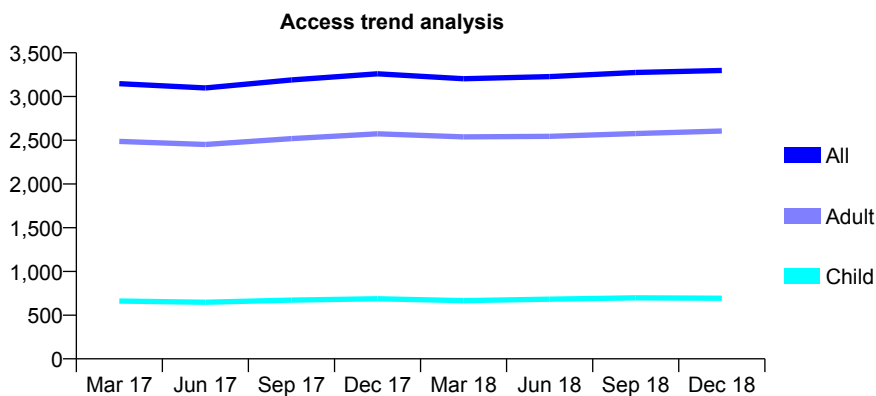
Q62 - Vital Signs At a Glance Contract Report for 857971/0001 - December 2018

Name or company name	MR I BAIC
Contract type name	GDS Contract
Purpose of contract	General
Contract start date	01/04/2006
Contract end date	

18/19 Contracted general activity (UDA)	9,225
Carry forward general activity (UDA)	29
18/19 Contracted orthodontic activity (UOA)	0
Carry forward orthodontic activity (UOA)	0
Baseline contract value	£272,919.38

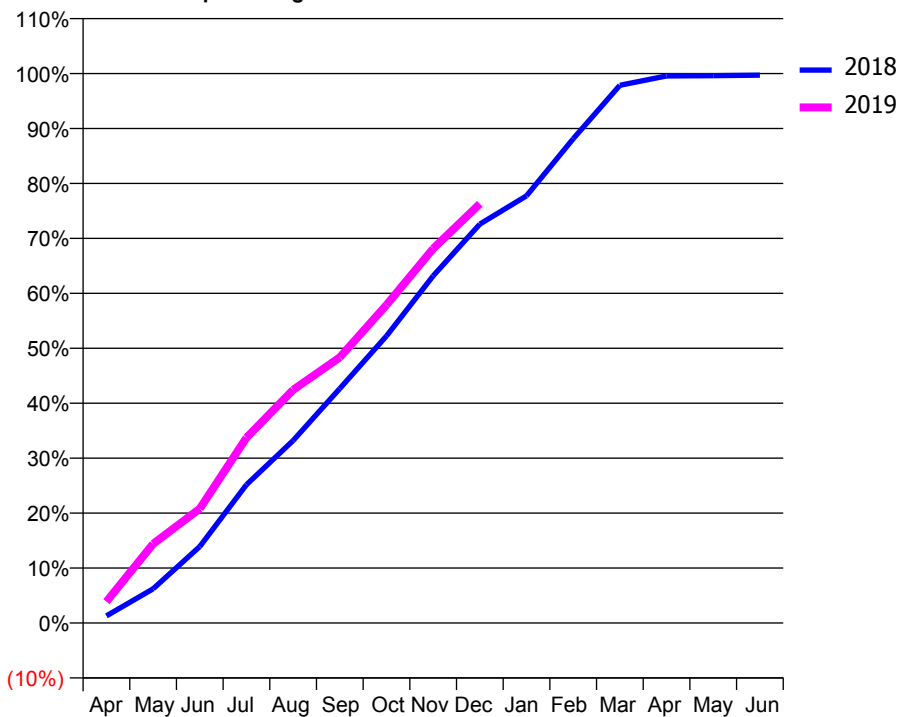
ACCESS*

Patients seen in 24 months	Total	Change since previous quarter
Quarter ending December 2017	3,260	
Quarter ending March 2018	3,203	↓
Quarter ending June 2018	3,228	→
Quarter ending September 2018	3,275	→
Quarter ending December 2018	3,298	→
Variance since December 2017	1.2%	→



ACTIVITY

Cumulative percentage of contracted UDA delivered 2018 & 2019



Month	Adjusted Scheduled Activity (UDA)	
	2018	2019
April	119	359
May	574	1,329
June	1,283	1,919
July	2,323	3,110
August	3,063	3,913
September	3,938	4,461
October	4,820	5,341
November	5,829	6,285
December	6,697	7,036
January	7,171	
February	8,129	
March	9,028	
April	9,184	
May	9,188	
June	9,196	

QUALITY

	Quantity	Base Number	Contract	AT	Region	England
% of FP17s for the same patient ID Re-attending within 3 months - Children	79	635	12.4%	10.2%	11.8%	11.8%
% of FP17s for the same patient ID Re-attending within 3 months - Adults	501	2,271	22.1%	15.7%	16.7%	15.6%
% of FP17s for the same patient ID Re-attending between 3 & 9 months - Children	242	635	38.1%	48.3%	48.6%	58.8%
% of FP17s for the same patient ID Re-attending between 3 & 9 months - Adults	771	2,271	33.9%	38.5%	39.1%	51.0%
% of FP17s for Band 1 Urgent Courses	597	2,821	21.2%	11.0%	10.6%	9.0%
% of FP17s Relating to Free Repair or Replacements	3	2,821	0.1%	0.5%	0.5%	0.8%
% of FP17s Relating to Continuations	0	2,821	0.0%	0.5%	0.7%	0.9%
% of Patients satisfied with the dentistry they have received	1	1	N/A	87.7%	90.2%	93.2%
% of Patients satisfied with the time they had to wait for an appointment	1	1	N/A	85.7%	85.0%	88.3%

* This is based on patients treated on this contract for their most recent course of treatment. Figures in italics indicate the base number of FP17s or Patient Questionnaire responses are less than 100. N/A is shown where the base number of responses is less than 10 during the period. % is calculated as Quantity/Base number*100

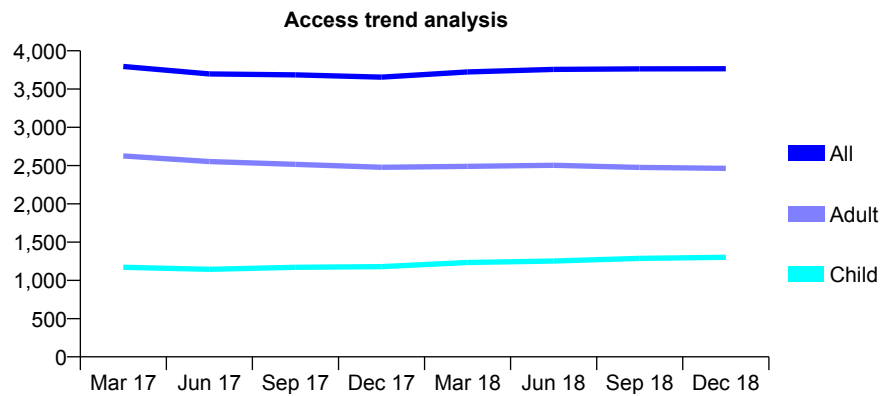
Q62 - Vital Signs At a Glance Contract Report for 862274/0001 - December 2018

Name or company name	MR D PATEL
Contract type name	GDS Contract
Purpose of contract	General
Contract start date	01/04/2008
Contract end date	

18/19 Contracted general activity (UDA)	12,778
Carry forward general activity (UDA)	-86
18/19 Contracted orthodontic activity (UOA)	0
Carry forward orthodontic activity (UOA)	0
Baseline contract value	£398,138.73

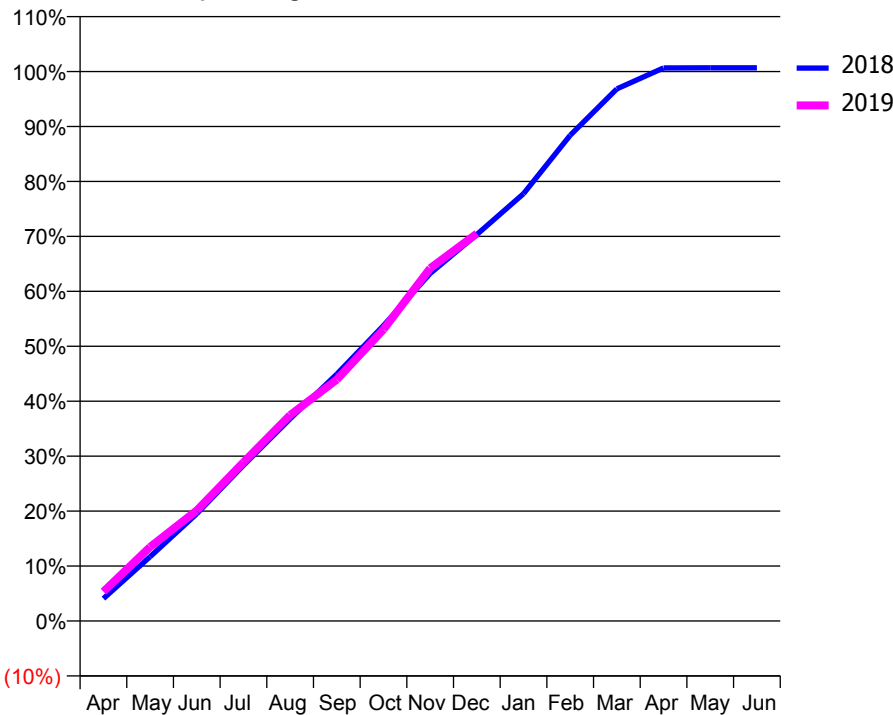
ACCESS*

Patients seen in 24 months	Total	Change since previous quarter
Quarter ending December 2017	3,656	
Quarter ending March 2018	3,723	→
Quarter ending June 2018	3,756	→
Quarter ending September 2018	3,763	→
Quarter ending December 2018	3,765	→
Variance since December 2017	3.0%	↑



ACTIVITY

Cumulative percentage of contracted UDA delivered 2018 & 2019



Month	Adjusted Scheduled Activity (UDA)	
	2018	2019
April	522	683
May	1,497	1,723
June	2,496	2,573
July	3,619	3,693
August	4,703	4,790
September	5,741	5,613
October	6,869	6,780
November	8,082	8,202
December	8,987	9,008
January	9,936	
February	11,295	
March	12,373	
April	12,862	
May	12,864	
June	12,864	

QUALITY

	Quantity	Base Number	Contract	AT	Region	England
% of FP17s for the same patient ID Re-attending within 3 months - Children	118	1,597	7.4%	10.2%	11.8%	11.8%
% of FP17s for the same patient ID Re-attending within 3 months - Adults	443	2,440	18.2%	15.7%	16.7%	15.6%
% of FP17s for the same patient ID Re-attending between 3 & 9 months - Children	1,062	1,597	66.5%	48.3%	48.6%	58.8%
% of FP17s for the same patient ID Re-attending between 3 & 9 months - Adults	1,117	2,440	45.8%	38.5%	39.1%	51.0%
% of FP17s for Band 1 Urgent Courses	537	3,870	13.9%	11.0%	10.6%	9.0%
% of FP17s Relating to Free Repair or Replacements	16	3,870	0.4%	0.5%	0.5%	0.8%
% of FP17s Relating to Continuations	9	3,870	0.2%	0.5%	0.7%	0.9%
% of Patients satisfied with the dentistry they have received	2	2	N/A	87.7%	90.2%	93.2%
% of Patients satisfied with the time they had to wait for an appointment	2	2	N/A	85.7%	85.0%	88.3%

* This is based on patients treated on this contract for their most recent course of treatment. Figures in italics indicate the base number of FP17s or Patient Questionnaire responses are less than 100. N/A is shown where the base number of responses is less than 10 during the period. % is calculated as Quantity/Base number*100

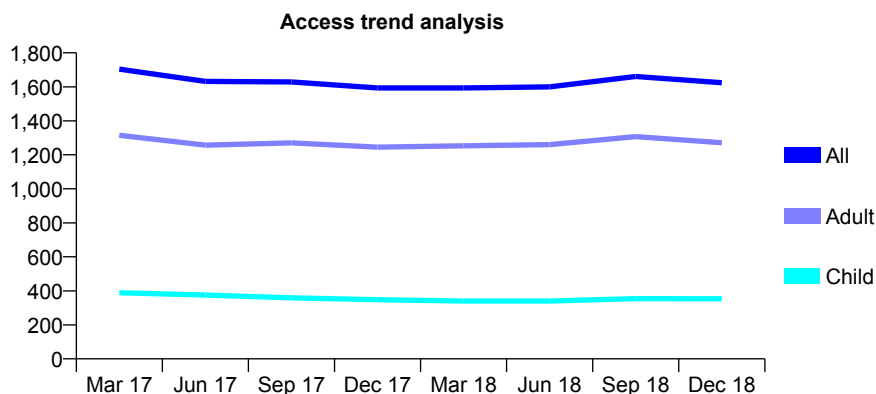
Q62 - Vital Signs At a Glance Contract Report for 886971/0001 - December 2018

Name or company name	MR AK SACHDEV
Contract type name	GDS Contract
Purpose of contract	General
Contract start date	01/04/2006
Contract end date	

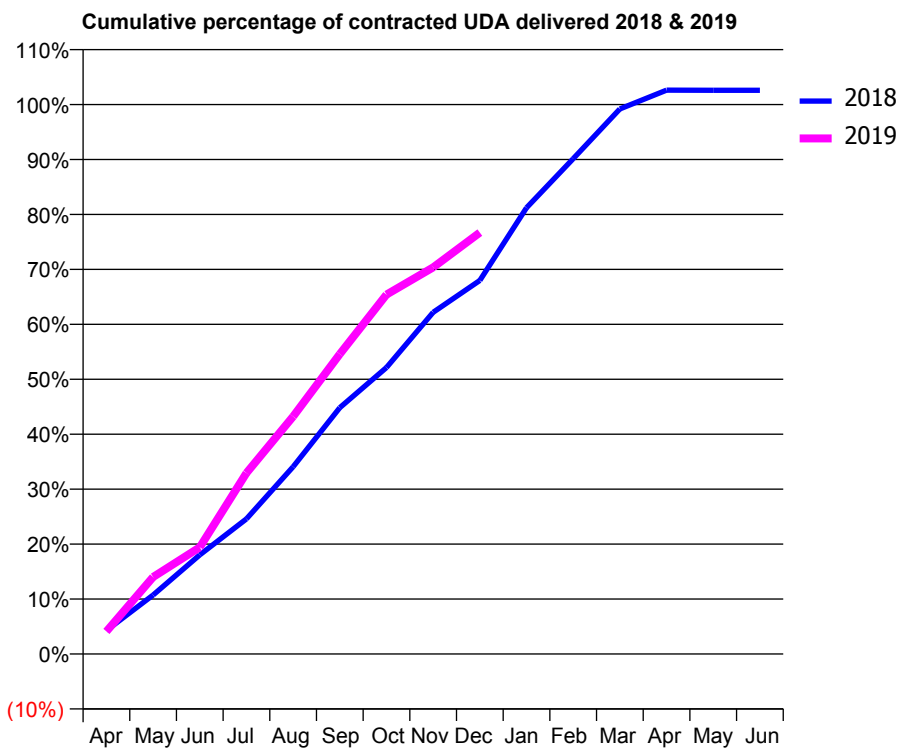
18/19 Contracted general activity (UDA)	6,645
Carry forward general activity (UDA)	-133
18/19 Contracted orthodontic activity (UOA)	0
Carry forward orthodontic activity (UOA)	0
Baseline contract value	£190,473.93

ACCESS*

Patients seen in 24 months	Total	Change since previous quarter
Quarter ending December 2017	1,593	
Quarter ending March 2018	1,593	→
Quarter ending June 2018	1,600	→
Quarter ending September 2018	1,661	↑
Quarter ending December 2018	1,624	↓
Variance since December 2017	1.9%	→



ACTIVITY



Month	Adjusted Scheduled Activity (UDA)	
	2018	2019
April	285	273
May	713	932
June	1,198	1,291
July	1,634	2,189
August	2,265	2,873
September	2,980	3,627
October	3,465	4,347
November	4,133	4,676
December	4,518	5,097
January	5,396	
February	5,990	
March	6,591	
April	6,819	
May	6,818	
June	6,818	

QUALITY

	Quantity	Base Number	Contract	AT	Region	England
% of FP17s for the same patient ID Re-attending within 3 months - Children	1	296	0.3%	10.2%	11.8%	11.8%
% of FP17s for the same patient ID Re-attending within 3 months - Adults	7	872	0.8%	15.7%	16.7%	15.6%
% of FP17s for the same patient ID Re-attending between 3 & 9 months - Children	85	296	28.7%	48.3%	48.6%	58.8%
% of FP17s for the same patient ID Re-attending between 3 & 9 months - Adults	241	872	27.6%	38.5%	39.1%	51.0%
% of FP17s for Band 1 Urgent Courses	26	1,093	2.4%	11.0%	10.6%	9.0%
% of FP17s Relating to Free Repair or Replacements	0	1,093	0.0%	0.5%	0.5%	0.8%
% of FP17s Relating to Continuations	0	1,093	0.0%	0.5%	0.7%	0.9%
% of Patients satisfied with the dentistry they have received	7	7	N/A	87.7%	90.2%	93.2%
% of Patients satisfied with the time they had to wait for an appointment	7	7	N/A	85.7%	85.0%	88.3%

* This is based on patients treated on this contract for their most recent course of treatment. Figures in italics indicate the base number of FP17s or Patient Questionnaire responses are less than 100. N/A is shown where the base number of responses is less than 10 during the period. % is calculated as Quantity/Base number*100

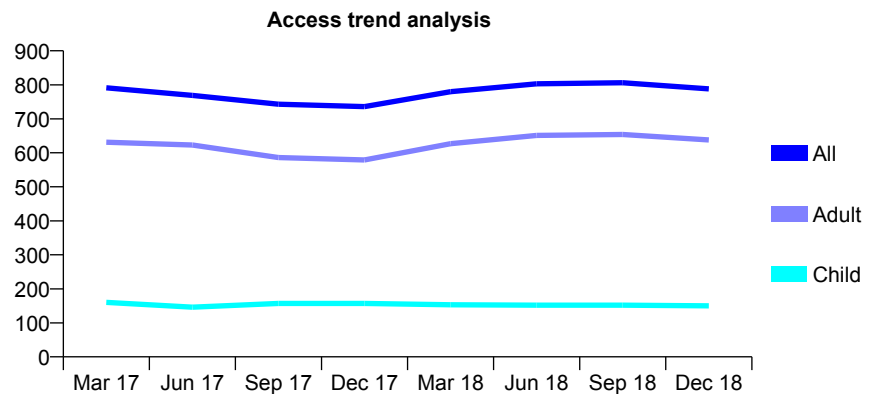
Q62 - Vital Signs At a Glance Contract Report for 887536/0001 - December 2018

Name or company name	MR AR PATEL
Contract type name	GDS Contract
Purpose of contract	General
Contract start date	01/04/2015
Contract end date	

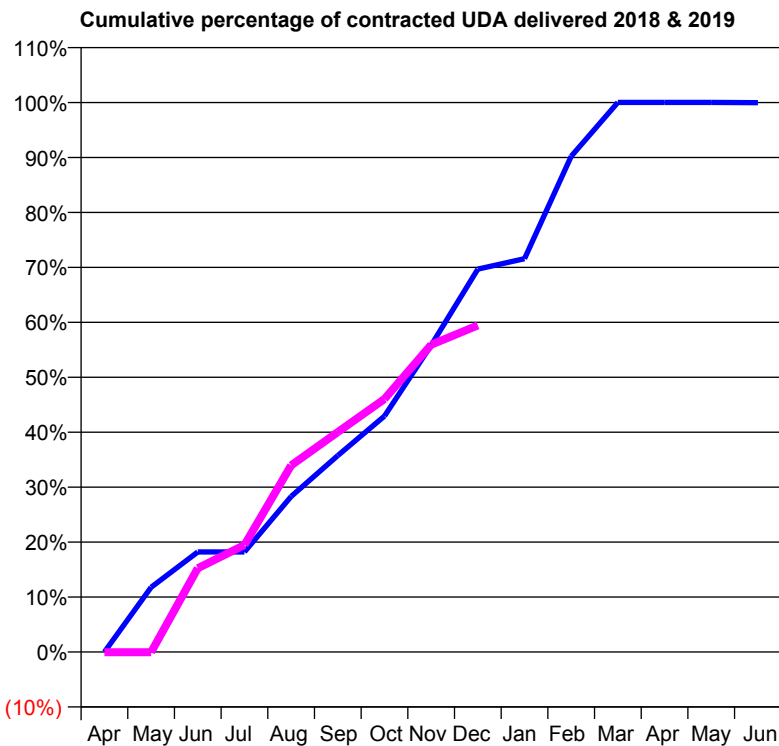
18/19 Contracted general activity (UDA)	1,838
Carry forward general activity (UDA)	1
18/19 Contracted orthodontic activity (UOA)	0
Carry forward orthodontic activity (UOA)	0
Baseline contract value	£58,647.01

ACCESS*

Patients seen in 24 months	Total	Change since previous quarter
Quarter ending December 2017	736	
Quarter ending March 2018	780	↑
Quarter ending June 2018	803	↑
Quarter ending September 2018	806	→
Quarter ending December 2018	788	↓
Variance since December 2017	7.1%	↑



ACTIVITY



Month	Adjusted Scheduled Activity (UDA)	
	2018	2019
April	0	-1
May	216	-1
June	335	280
July	335	358
August	520	624
September	657	736
October	789	846
November	1,026	1,028
December	1,281	1,092
January	1,316	
February	1,658	
March	1,838	
April	1,838	
May	1,838	
June	1,837	

QUALITY

	Quantity	Base Number	Contract	AT	Region	England
% of FP17s for the same patient ID Re-attending within 3 months - Children	5	96	5.2%	10.2%	11.8%	11.8%
% of FP17s for the same patient ID Re-attending within 3 months - Adults	30	310	9.7%	15.7%	16.7%	15.6%
% of FP17s for the same patient ID Re-attending between 3 & 9 months - Children	39	96	40.6%	48.3%	48.6%	58.8%
% of FP17s for the same patient ID Re-attending between 3 & 9 months - Adults	77	310	24.8%	38.5%	39.1%	51.0%
% of FP17s for Band 1 Urgent Courses	22	408	5.4%	11.0%	10.6%	9.0%
% of FP17s Relating to Free Repair or Replacements	7	408	1.7%	0.5%	0.5%	0.8%
% of FP17s Relating to Continuations	2	408	0.5%	0.5%	0.7%	0.9%
% of Patients satisfied with the dentistry they have received	1	1	N/A	87.7%	90.2%	93.2%
% of Patients satisfied with the time they had to wait for an appointment	1	1	N/A	85.7%	85.0%	88.3%

* This is based on patients treated on this contract for their most recent course of treatment. Figures in italics indicate the base number of FP17s or Patient Questionnaire responses are less than 100. N/A is shown where the base number of responses is less than 10 during the period. % is calculated as Quantity/Base number*100

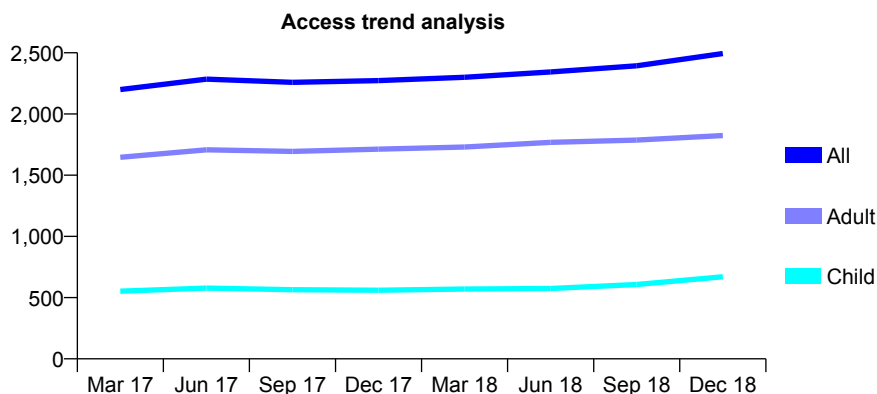
Q62 - Vital Signs At a Glance Contract Report for 888869/0002 - December 2018

Name or company name	VAS Partnership
Contract type name	GDS Contract
Purpose of contract	General
Contract start date	01/06/2011
Contract end date	

18/19 Contracted general activity (UDA)	5,346
Carry forward general activity (UDA)	0
18/19 Contracted orthodontic activity (UOA)	0
Carry forward orthodontic activity (UOA)	0
Baseline contract value	£189,171.14

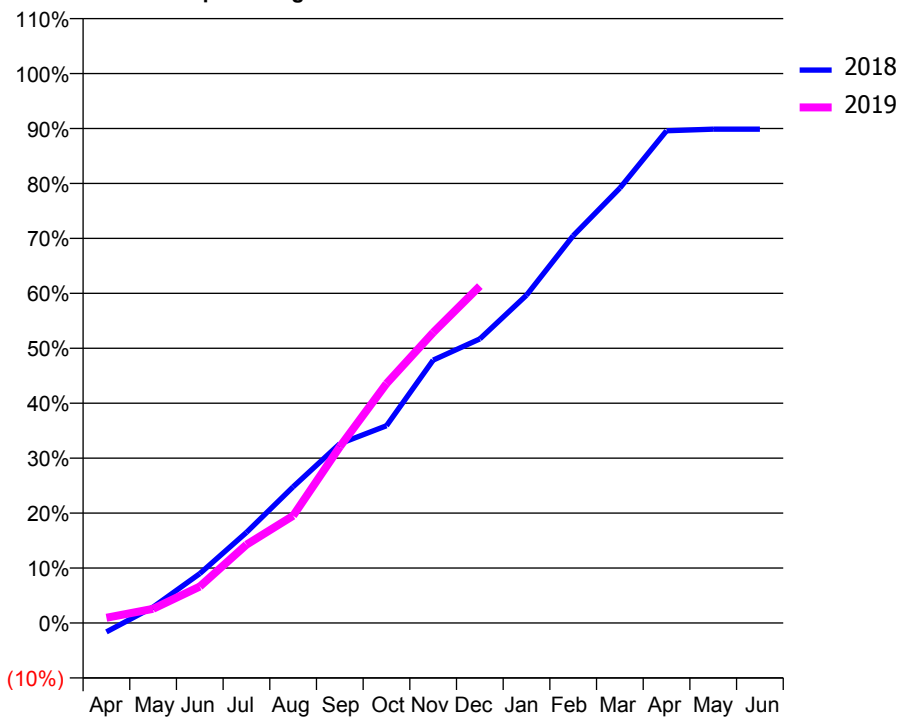
ACCESS*

Patients seen in 24 months	Total	Change since previous quarter
Quarter ending December 2017	2,273	
Quarter ending March 2018	2,300	→
Quarter ending June 2018	2,344	→
Quarter ending September 2018	2,394	↑
Quarter ending December 2018	2,494	↑
Variance since December 2017	9.7%	↑



ACTIVITY

Cumulative percentage of contracted UDA delivered 2018 & 2019



Month	Adjusted Scheduled Activity (UDA)	
	2018	2019
April	-88	51
May	155	139
June	480	354
July	882	762
August	1,325	1,044
September	1,744	1,714
October	1,919	2,329
November	2,558	2,826
December	2,764	3,277
January	3,189	
February	3,768	
March	4,231	
April	4,788	
May	4,804	
June	4,804	

QUALITY

	Quantity	Base Number	Contract	AT	Region	England
% of FP17s for the same patient ID Re-attending within 3 months - Children	49	515	9.5%	10.2%	11.8%	11.8%
% of FP17s for the same patient ID Re-attending within 3 months - Adults	183	1,229	14.9%	15.7%	16.7%	15.6%
% of FP17s for the same patient ID Re-attending between 3 & 9 months - Children	102	515	19.8%	48.3%	48.6%	58.8%
% of FP17s for the same patient ID Re-attending between 3 & 9 months - Adults	236	1,229	19.2%	38.5%	39.1%	51.0%
% of FP17s for Band 1 Urgent Courses	332	1,480	22.4%	11.0%	10.6%	9.0%
% of FP17s Relating to Free Repair or Replacements	2	1,480	0.1%	0.5%	0.5%	0.8%
% of FP17s Relating to Continuations	14	1,480	0.9%	0.5%	0.7%	0.9%
% of Patients satisfied with the dentistry they have received	1	1	N/A	87.7%	90.2%	93.2%
% of Patients satisfied with the time they had to wait for an appointment	1	1	N/A	85.7%	85.0%	88.3%

* This is based on patients treated on this contract for their most recent course of treatment. Figures in italics indicate the base number of FP17s or Patient Questionnaire responses are less than 100. N/A is shown where the base number of responses is less than 10 during the period. % is calculated as Quantity/Base number*100

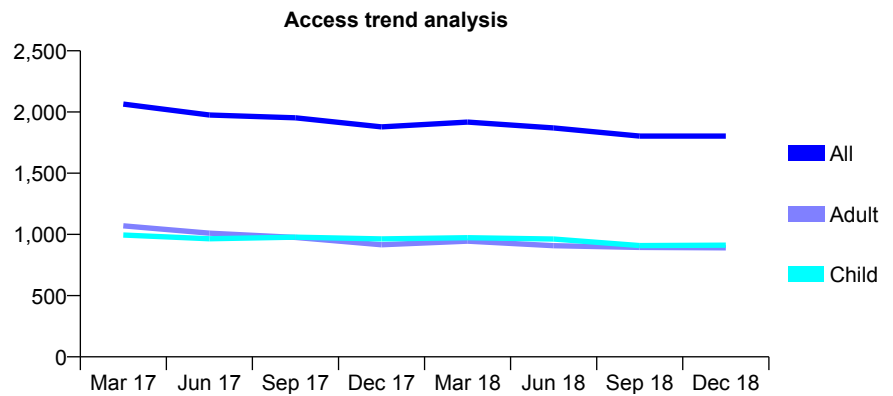
Q62 - Vital Signs At a Glance Contract Report for 890421/0002 - December 2018

Name or company name	MS M TADAION
Contract type name	GDS Contract
Purpose of contract	General
Contract start date	01/11/2013
Contract end date	

18/19 Contracted general activity (UDA)	5,845
Carry forward general activity (UDA)	-117
18/19 Contracted orthodontic activity (UOA)	0
Carry forward orthodontic activity (UOA)	0
Baseline contract value	£178,867.55

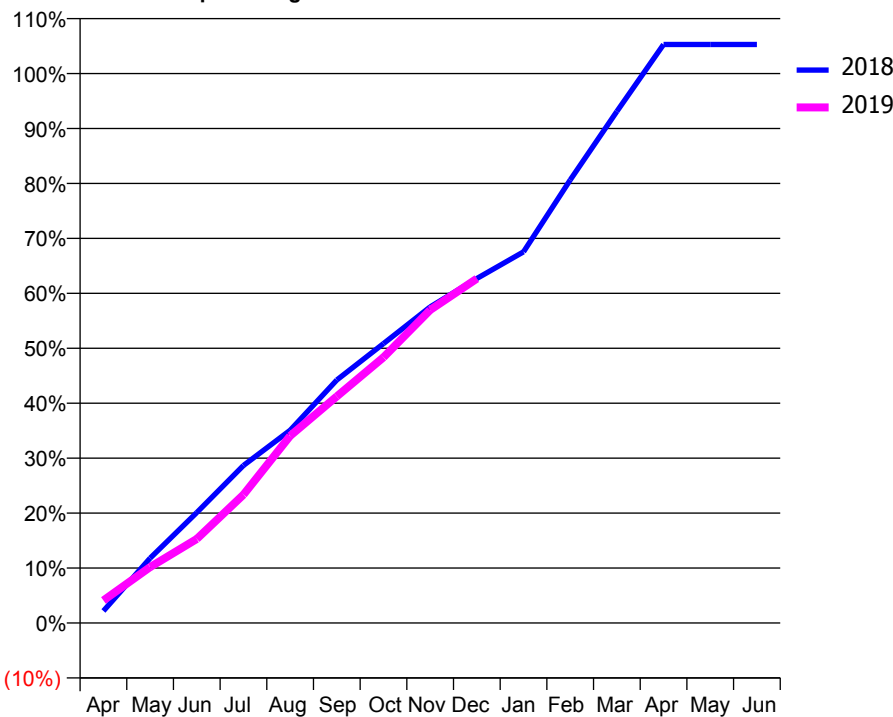
ACCESS*

Patients seen in 24 months	Total	Change since previous quarter
Quarter ending December 2017	1,879	
Quarter ending March 2018	1,918	↑
Quarter ending June 2018	1,870	↓
Quarter ending September 2018	1,803	↓
Quarter ending December 2018	1,803	→
Variance since December 2017	(4.0%)	↓



ACTIVITY

Cumulative percentage of contracted UDA delivered 2018 & 2019



Month	Adjusted Scheduled Activity (UDA)	
	2018	2019
April	129	241
May	690	595
June	1,175	894
July	1,676	1,366
August	2,050	1,990
September	2,585	2,411
October	2,972	2,826
November	3,363	3,329
December	3,665	3,662
January	3,949	
February	4,713	
March	5,442	
April	6,154	
May	6,154	
June	6,154	

QUALITY

	Quantity	Base Number	Contract	AT	Region	England
% of FP17s for the same patient ID Re-attending within 3 months - Children	57	706	8.1%	10.2%	11.8%	11.8%
% of FP17s for the same patient ID Re-attending within 3 months - Adults	71	528	13.4%	15.7%	16.7%	15.6%
% of FP17s for the same patient ID Re-attending between 3 & 9 months - Children	238	706	33.7%	48.3%	48.6%	58.8%
% of FP17s for the same patient ID Re-attending between 3 & 9 months - Adults	117	528	22.2%	38.5%	39.1%	51.0%
% of FP17s for Band 1 Urgent Courses	82	1,087	7.5%	11.0%	10.6%	9.0%
% of FP17s Relating to Free Repair or Replacements	0	1,087	0.0%	0.5%	0.5%	0.8%
% of FP17s Relating to Continuations	0	1,087	0.0%	0.5%	0.7%	0.9%
% of Patients satisfied with the dentistry they have received	1	1	N/A	87.7%	90.2%	93.2%
% of Patients satisfied with the time they had to wait for an appointment	1	1	N/A	85.7%	85.0%	88.3%

* This is based on patients treated on this contract for their most recent course of treatment. Figures in italics indicate the base number of FP17s or Patient Questionnaire responses are less than 100. N/A is shown where the base number of responses is less than 10 during the period. % is calculated as Quantity/Base number*100

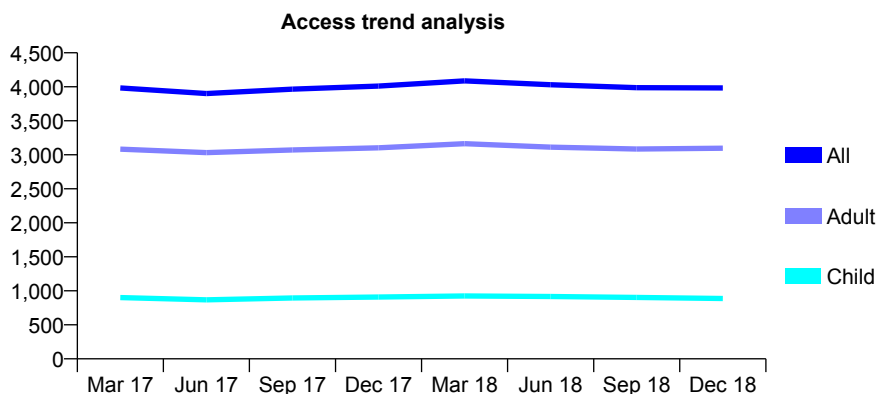
Q62 - Vital Signs At a Glance Contract Report for 890952/0001 - December 2018

Name or company name	M Clarke and L Marnitz
Contract type name	GDS Contract
Purpose of contract	General
Contract start date	01/04/2006
Contract end date	

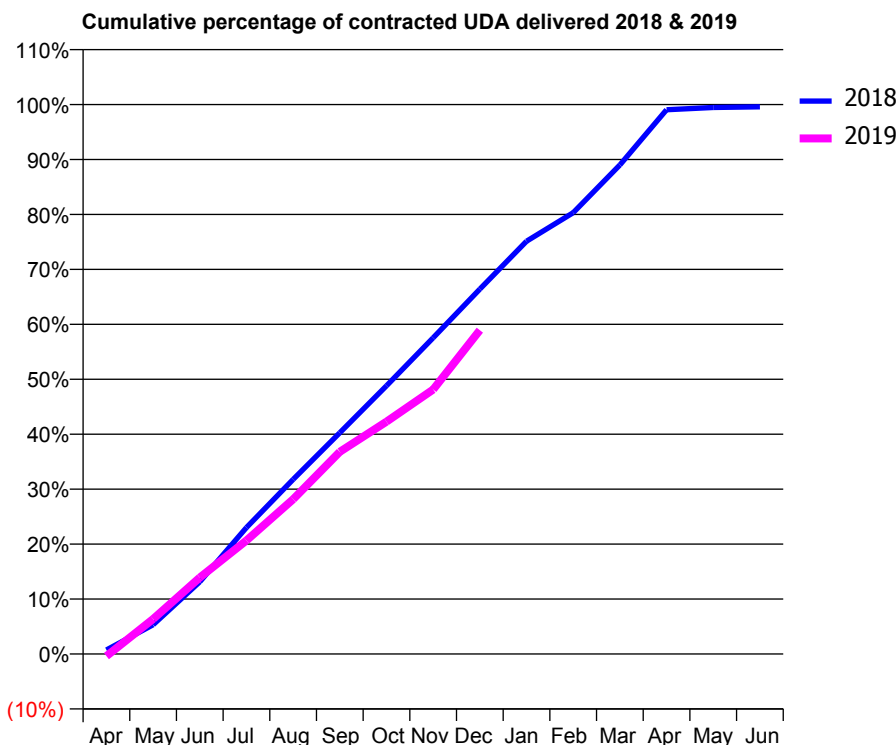
18/19 Contracted general activity (UDA)	11,271
Carry forward general activity (UDA)	46
18/19 Contracted orthodontic activity (UOA)	0
Carry forward orthodontic activity (UOA)	0
Baseline contract value	£352,152.48

ACCESS*

Patients seen in 24 months	Total	Change since previous quarter
Quarter ending December 2017	4,011	
Quarter ending March 2018	4,088	→
Quarter ending June 2018	4,030	↓
Quarter ending September 2018	3,987	↓
Quarter ending December 2018	3,984	→
Variance since December 2017	(0.7%)	→



ACTIVITY



Adjusted Scheduled Activity (UDA)		
Month	2018	2019
April	83	-46
May	601	718
June	1,481	1,569
July	2,594	2,328
August	3,583	3,174
September	4,539	4,147
October	5,503	4,765
November	6,486	5,425
December	7,485	6,643
January	8,467	
February	9,052	
March	10,030	
April	11,163	
May	11,211	
June	11,225	

QUALITY

	Quantity	Base Number	Contract	AT	Region	England
% of FP17s for the same patient ID Re-attending within 3 months - Children	52	862	6.0%	10.2%	11.8%	11.8%
% of FP17s for the same patient ID Re-attending within 3 months - Adults	352	2,720	12.9%	15.7%	16.7%	15.6%
% of FP17s for the same patient ID Re-attending between 3 & 9 months - Children	456	862	52.9%	48.3%	48.6%	58.8%
% of FP17s for the same patient ID Re-attending between 3 & 9 months - Adults	1,108	2,720	40.7%	38.5%	39.1%	51.0%
% of FP17s for Band 1 Urgent Courses	300	3,081	9.7%	11.0%	10.6%	9.0%
% of FP17s Relating to Free Repair or Replacements	25	3,081	0.8%	0.5%	0.5%	0.8%
% of FP17s Relating to Continuations	35	3,081	1.1%	0.5%	0.7%	0.9%
% of Patients satisfied with the dentistry they have received	2	3	N/A	87.7%	90.2%	93.2%
% of Patients satisfied with the time they had to wait for an appointment	2	3	N/A	85.7%	85.0%	88.3%

* This is based on patients treated on this contract for their most recent course of treatment. Figures in italics indicate the base number of FP17s or Patient Questionnaire responses are less than 100. N/A is shown where the base number of responses is less than 10 during the period. % is calculated as Quantity/Base number*100

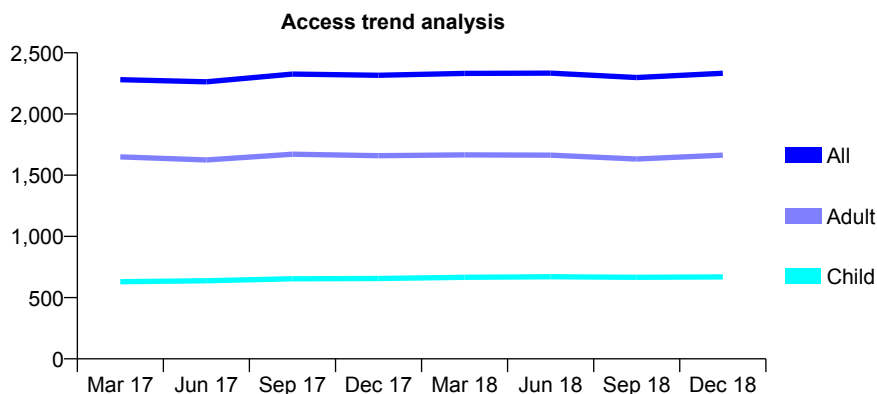
Q62 - Vital Signs At a Glance Contract Report for 899798/0005 - December 2018

Name or company name	Mr R L Shah & Dr S Shah
Contract type name	GDS Contract
Purpose of contract	General
Contract start date	01/03/2011
Contract end date	

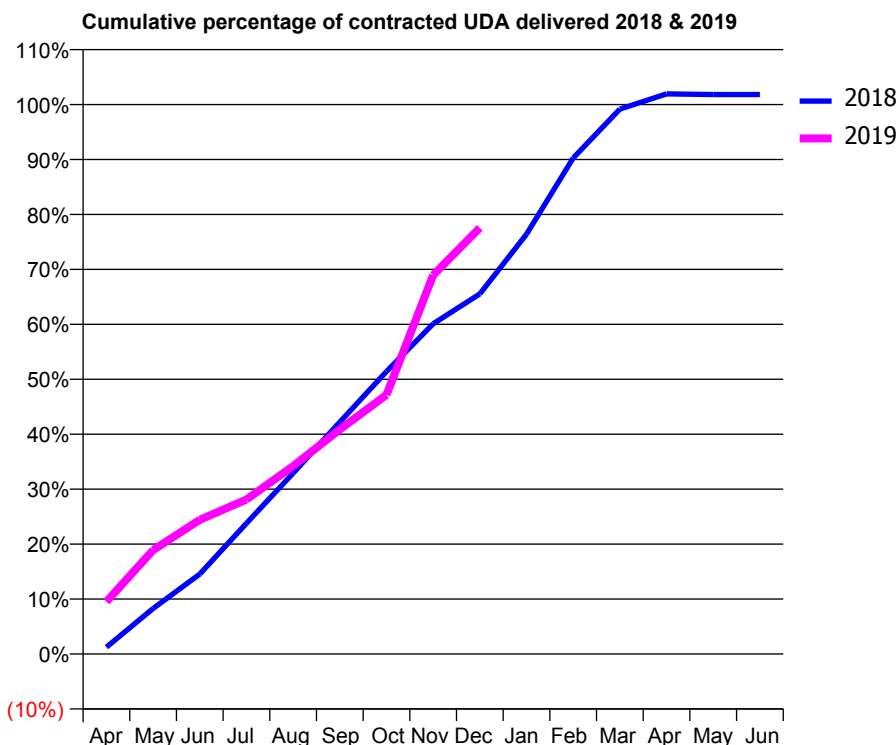
18/19 Contracted general activity (UDA)	5,166
Carry forward general activity (UDA)	-94
18/19 Contracted orthodontic activity (UOA)	0
Carry forward orthodontic activity (UOA)	0
Baseline contract value	£152,279.73

ACCESS*

Patients seen in 24 months	Total	Change since previous quarter
Quarter ending December 2017	2,316	
Quarter ending March 2018	2,332	→
Quarter ending June 2018	2,334	→
Quarter ending September 2018	2,298	↓
Quarter ending December 2018	2,333	→
Variance since December 2017	0.7%	→



ACTIVITY



Month	Adjusted Scheduled Activity (UDA)	
	2018	2019
April	64	492
May	428	977
June	751	1,261
July	1,229	1,452
August	1,701	1,768
September	2,181	2,111
October	2,656	2,437
November	3,105	3,563
December	3,386	4,007
January	3,947	
February	4,663	
March	5,123	
April	5,266	
May	5,260	
June	5,260	

QUALITY

	Quantity	Base Number	Contract	AT	Region	England
% of FP17s for the same patient ID Re-attending within 3 months - Children	25	620	4.0%	10.2%	11.8%	11.8%
% of FP17s for the same patient ID Re-attending within 3 months - Adults	167	1,402	11.9%	15.7%	16.7%	15.6%
% of FP17s for the same patient ID Re-attending between 3 & 9 months - Children	319	620	51.5%	48.3%	48.6%	58.8%
% of FP17s for the same patient ID Re-attending between 3 & 9 months - Adults	626	1,402	44.7%	38.5%	39.1%	51.0%
% of FP17s for Band 1 Urgent Courses	179	1,968	9.1%	11.0%	10.6%	9.0%
% of FP17s Relating to Free Repair or Replacements	12	1,968	0.6%	0.5%	0.5%	0.8%
% of FP17s Relating to Continuations	2	1,968	0.1%	0.5%	0.7%	0.9%
% of Patients satisfied with the dentistry they have received	0	0	N/A	87.7%	90.2%	93.2%
% of Patients satisfied with the time they had to wait for an appointment	0	0	N/A	85.7%	85.0%	88.3%

* This is based on patients treated on this contract for their most recent course of treatment. Figures in italics indicate the base number of FP17s or Patient Questionnaire responses are less than 100. N/A is shown where the base number of responses is less than 10 during the period. % is calculated as Quantity/Base number*100

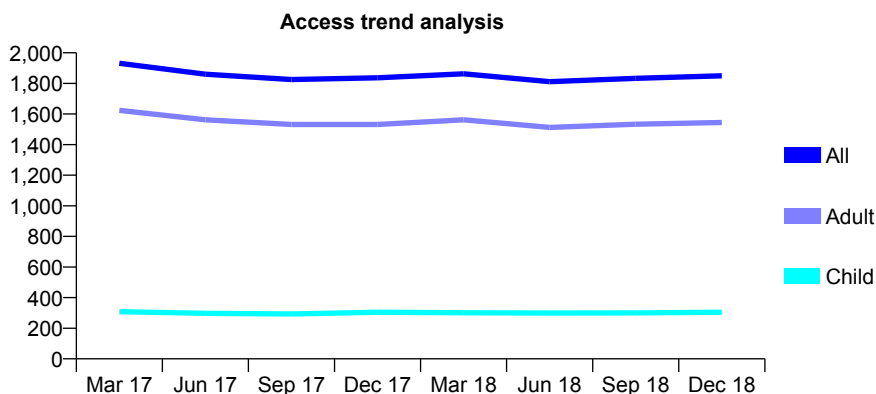
Q62 - Vital Signs At a Glance Contract Report for 906476/0001 - December 2018

Name or company name	Maria Maliderou
Contract type name	GDS Contract
Purpose of contract	General
Contract start date	01/04/2006
Contract end date	

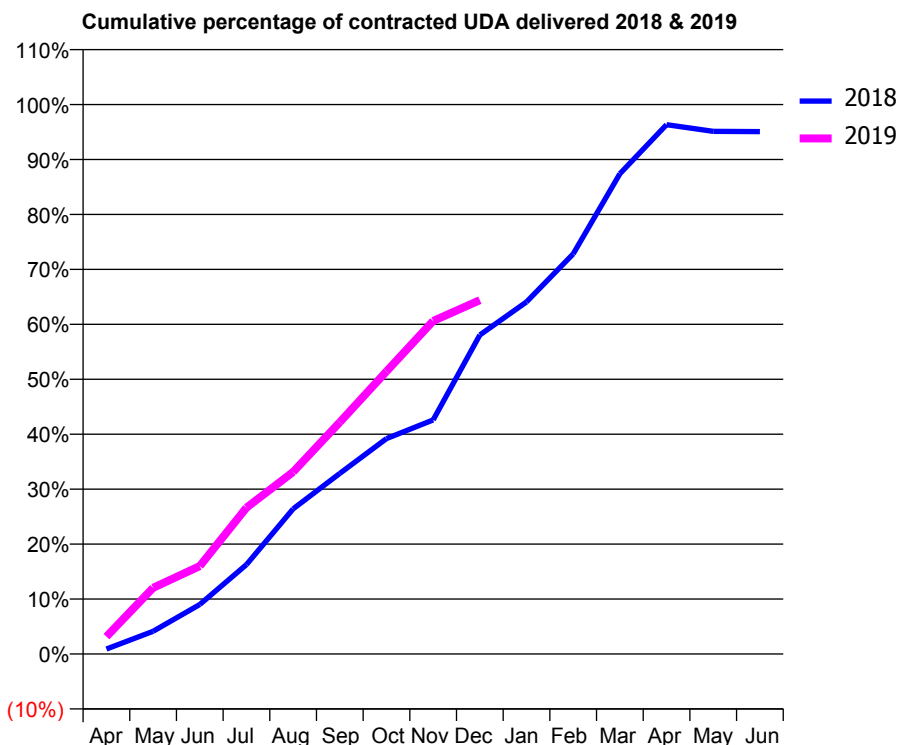
18/19 Contracted general activity (UDA)	8,062
Carry forward general activity (UDA)	0
18/19 Contracted orthodontic activity (UOA)	0
Carry forward orthodontic activity (UOA)	0
Baseline contract value	£264,707.81

ACCESS*

Patients seen in 24 months	Total	Change since previous quarter
Quarter ending December 2017	1,837	
Quarter ending March 2018	1,863	→
Quarter ending June 2018	1,811	↓
Quarter ending September 2018	1,833	→
Quarter ending December 2018	1,850	→
Variance since December 2017	0.7%	→



ACTIVITY



Month	Adjusted Scheduled Activity (UDA)	
	2018	2019
April	73	256
May	334	971
June	727	1,291
July	1,311	2,148
August	2,130	2,671
September	2,649	3,402
October	3,161	4,147
November	3,434	4,886
December	4,681	5,191
January	5,166	
February	5,870	
March	7,046	
April	7,766	
May	7,668	
June	7,665	

QUALITY

	Quantity	Base Number	Contract	AT	Region	England
% of FP17s for the same patient ID Re-attending within 3 months - Children	18	285	6.3%	10.2%	11.8%	11.8%
% of FP17s for the same patient ID Re-attending within 3 months - Adults	238	1,517	15.7%	15.7%	16.7%	15.6%
% of FP17s for the same patient ID Re-attending between 3 & 9 months - Children	142	285	49.8%	48.3%	48.6%	58.8%
% of FP17s for the same patient ID Re-attending between 3 & 9 months - Adults	773	1,517	51.0%	38.5%	39.1%	51.0%
% of FP17s for Band 1 Urgent Courses	123	1,664	7.4%	11.0%	10.6%	9.0%
% of FP17s Relating to Free Repair or Replacements	11	1,664	0.7%	0.5%	0.5%	0.8%
% of FP17s Relating to Continuations	4	1,664	0.2%	0.5%	0.7%	0.9%
% of Patients satisfied with the dentistry they have received	2	2	N/A	87.7%	90.2%	93.2%
% of Patients satisfied with the time they had to wait for an appointment	2	2	N/A	85.7%	85.0%	88.3%

* This is based on patients treated on this contract for their most recent course of treatment. Figures in italics indicate the base number of FP17s or Patient Questionnaire responses are less than 100. N/A is shown where the base number of responses is less than 10 during the period. % is calculated as Quantity/Base number*100

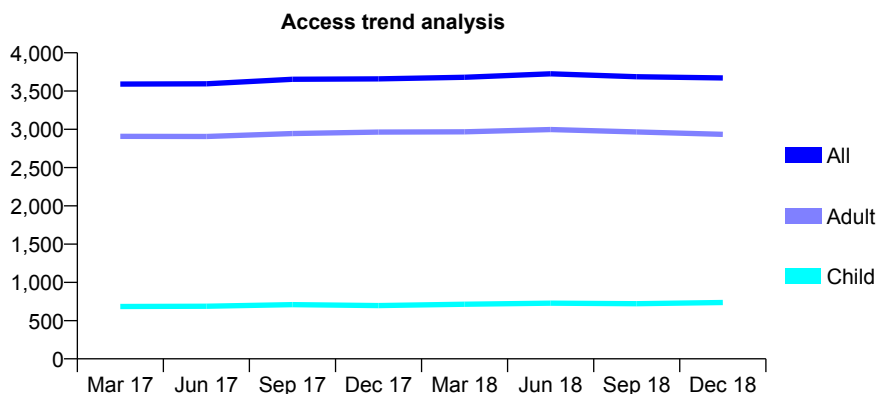
Q62 - Vital Signs At a Glance Contract Report for 908479/0001 - December 2018

Name or company name	MR JE ASQUITH
Contract type name	GDS Contract
Purpose of contract	General
Contract start date	01/04/2006
Contract end date	

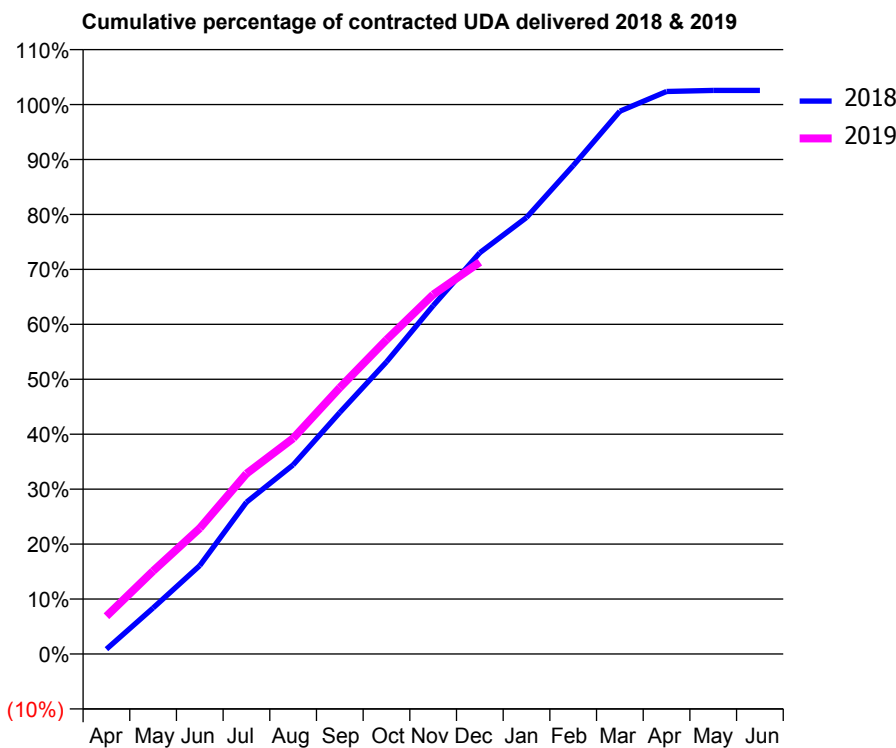
18/19 Contracted general activity (UDA)	10,980
Carry forward general activity (UDA)	-220
18/19 Contracted orthodontic activity (UOA)	0
Carry forward orthodontic activity (UOA)	0
Baseline contract value	£260,802.15

ACCESS*

Patients seen in 24 months	Total	Change since previous quarter
Quarter ending December 2017	3,659	
Quarter ending March 2018	3,681	→
Quarter ending June 2018	3,725	→
Quarter ending September 2018	3,687	↓
Quarter ending December 2018	3,672	→
Variance since December 2017	0.4%	→



ACTIVITY



Month	Adjusted Scheduled Activity (UDA)	
	2018	2019
April	98	754
May	921	1,658
June	1,769	2,513
July	3,034	3,604
August	3,780	4,311
September	4,826	5,321
October	5,838	6,279
November	6,961	7,182
December	8,019	7,828
January	8,721	
February	9,759	
March	10,847	
April	11,241	
May	11,262	
June	11,262	

QUALITY

	Quantity	Base Number	Contract	AT	Region	England
% of FP17s for the same patient ID Re-attending within 3 months - Children	28	664	4.2%	10.2%	11.8%	11.8%
% of FP17s for the same patient ID Re-attending within 3 months - Adults	324	2,756	11.8%	15.7%	16.7%	15.6%
% of FP17s for the same patient ID Re-attending between 3 & 9 months - Children	283	664	42.6%	48.3%	48.6%	58.8%
% of FP17s for the same patient ID Re-attending between 3 & 9 months - Adults	1,321	2,756	47.9%	38.5%	39.1%	51.0%
% of FP17s for Band 1 Urgent Courses	282	3,242	8.7%	11.0%	10.6%	9.0%
% of FP17s Relating to Free Repair or Replacements	47	3,242	1.4%	0.5%	0.5%	0.8%
% of FP17s Relating to Continuations	14	3,242	0.4%	0.5%	0.7%	0.9%
% of Patients satisfied with the dentistry they have received	0	0	N/A	87.7%	90.2%	93.2%
% of Patients satisfied with the time they had to wait for an appointment	0	0	N/A	85.7%	85.0%	88.3%

* This is based on patients treated on this contract for their most recent course of treatment. Figures in italics indicate the base number of FP17s or Patient Questionnaire responses are less than 100. N/A is shown where the base number of responses is less than 10 during the period. % is calculated as Quantity/Base number*100

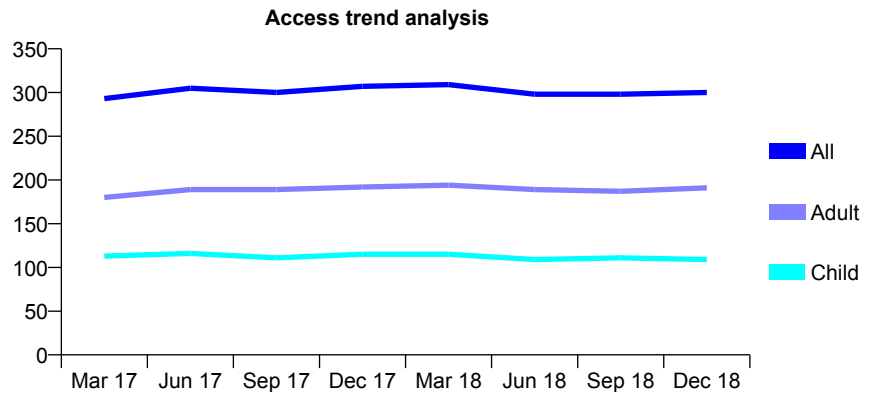
Q62 - Vital Signs At a Glance Contract Report for 909114/0001 - December 2018

Name or company name	MR PA CASPERSONN
Contract type name	GDS Contract
Purpose of contract	General
Contract start date	01/04/2006
Contract end date	

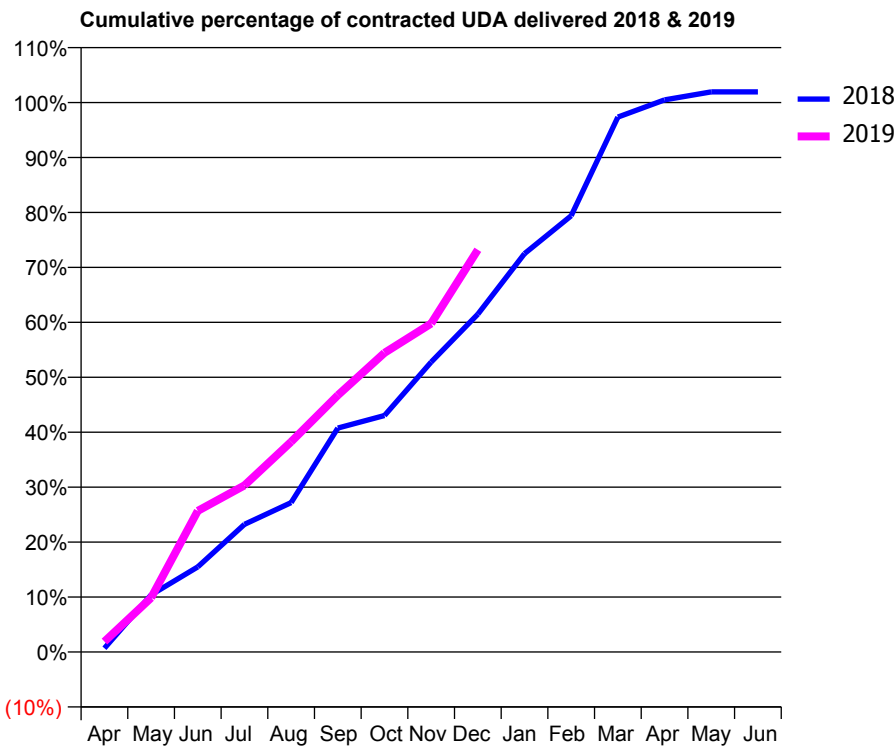
18/19 Contracted general activity (UDA)	1,725
Carry forward general activity (UDA)	-33
18/19 Contracted orthodontic activity (UOA)	0
Carry forward orthodontic activity (UOA)	0
Baseline contract value	£55,733.27

ACCESS*

Patients seen in 24 months	Total	Change since previous quarter
Quarter ending December 2017	307	
Quarter ending March 2018	309	→
Quarter ending June 2018	298	↓
Quarter ending September 2018	298	→
Quarter ending December 2018	300	→
Variance since December 2017	(2.3%)	↓



ACTIVITY



Month	Adjusted Scheduled Activity (UDA)	
	2018	2019
April	12	33
May	179	170
June	267	443
July	401	523
August	469	660
September	703	806
October	742	939
November	910	1,031
December	1,060	1,263
January	1,250	
February	1,369	
March	1,679	
April	1,733	
May	1,758	
June	1,758	

QUALITY

	Quantity	Base Number	Contract	AT	Region	England
% of FP17s for the same patient ID Re-attending within 3 months - Children	3	91	3.3%	10.2%	11.8%	11.8%
% of FP17s for the same patient ID Re-attending within 3 months - Adults	32	170	18.8%	15.7%	16.7%	15.6%
% of FP17s for the same patient ID Re-attending between 3 & 9 months - Children	57	91	62.6%	48.3%	48.6%	58.8%
% of FP17s for the same patient ID Re-attending between 3 & 9 months - Adults	81	170	47.6%	38.5%	39.1%	51.0%
% of FP17s for Band 1 Urgent Courses	4	245	1.6%	11.0%	10.6%	9.0%
% of FP17s Relating to Free Repair or Replacements	0	245	0.0%	0.5%	0.5%	0.8%
% of FP17s Relating to Continuations	0	245	0.0%	0.5%	0.7%	0.9%
% of Patients satisfied with the dentistry they have received	0	0	N/A	87.7%	90.2%	93.2%
% of Patients satisfied with the time they had to wait for an appointment	0	0	N/A	85.7%	85.0%	88.3%

* This is based on patients treated on this contract for their most recent course of treatment. Figures in italics indicate the base number of FP17s or Patient Questionnaire responses are less than 100. N/A is shown where the base number of responses is less than 10 during the period. % is calculated as Quantity/Base number*100

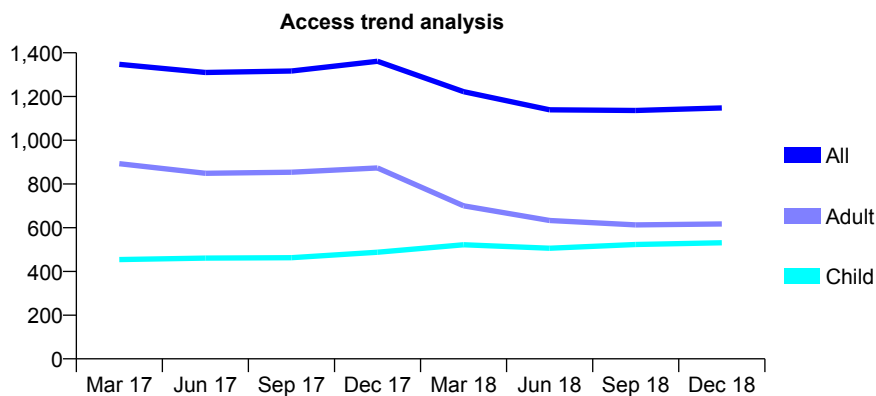
Q62 - Vital Signs At a Glance Contract Report for 909890/0001 - December 2018

Name or company name	MR BS AL-NAHER
Contract type name	GDS Contract
Purpose of contract	General
Contract start date	01/04/2006
Contract end date	

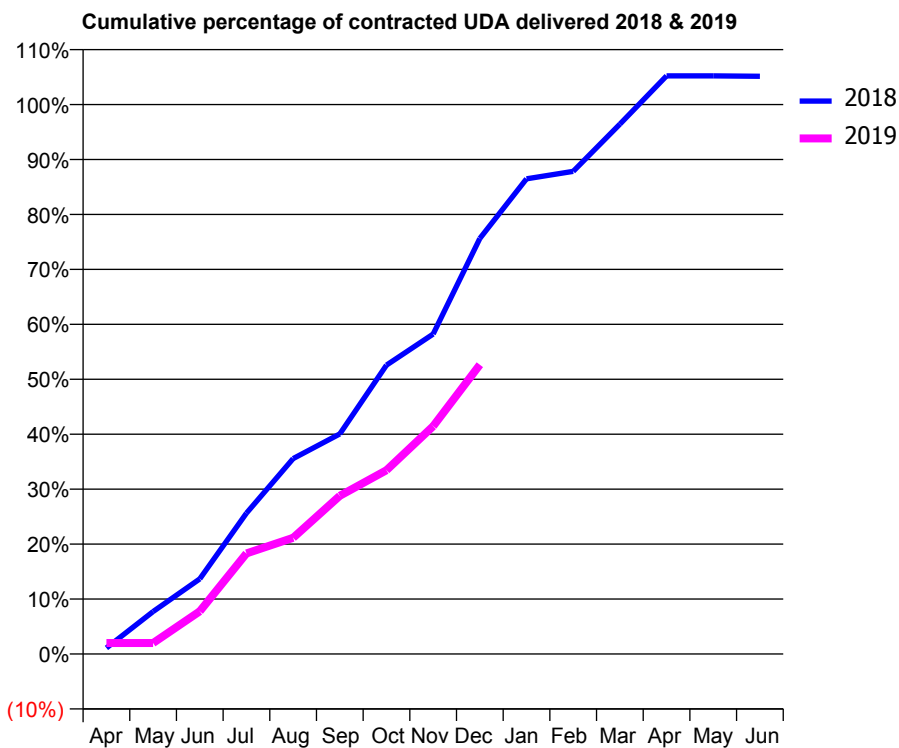
18/19 Contracted general activity (UDA)	4,680
Carry forward general activity (UDA)	-94
18/19 Contracted orthodontic activity (UOA)	0
Carry forward orthodontic activity (UOA)	0
Baseline contract value	£151,094.26

ACCESS*

Patients seen in 24 months	Total	Change since previous quarter
Quarter ending December 2017	1,361	
Quarter ending March 2018	1,222	↓
Quarter ending June 2018	1,139	↓
Quarter ending September 2018	1,136	→
Quarter ending December 2018	1,148	→
Variance since December 2017	(15.7%)	↓



ACTIVITY



Month	Adjusted Scheduled Activity (UDA)	
	2018	2019
April	52	94
May	362	94
June	640	364
July	1,200	857
August	1,664	990
September	1,875	1,347
October	2,460	1,565
November	2,725	1,940
December	3,539	2,464
January	4,047	
February	4,110	
March	4,513	
April	4,924	
May	4,924	
June	4,921	

QUALITY

	Quantity	Base Number	Contract	AT	Region	England
% of FP17s for the same patient ID Re-attending within 3 months - Children	18	461	3.9%	10.2%	11.8%	11.8%
% of FP17s for the same patient ID Re-attending within 3 months - Adults	83	487	17.0%	15.7%	16.7%	15.6%
% of FP17s for the same patient ID Re-attending between 3 & 9 months - Children	236	461	51.2%	48.3%	48.6%	58.8%
% of FP17s for the same patient ID Re-attending between 3 & 9 months - Adults	188	487	38.6%	38.5%	39.1%	51.0%
% of FP17s for Band 1 Urgent Courses	99	793	12.5%	11.0%	10.6%	9.0%
% of FP17s Relating to Free Repair or Replacements	0	793	0.0%	0.5%	0.5%	0.8%
% of FP17s Relating to Continuations	0	793	0.0%	0.5%	0.7%	0.9%
% of Patients satisfied with the dentistry they have received	0	0	N/A	87.7%	90.2%	93.2%
% of Patients satisfied with the time they had to wait for an appointment	0	0	N/A	85.7%	85.0%	88.3%

* This is based on patients treated on this contract for their most recent course of treatment. Figures in italics indicate the base number of FP17s or Patient Questionnaire responses are less than 100. N/A is shown where the base number of responses is less than 10 during the period. % is calculated as Quantity/Base number*100

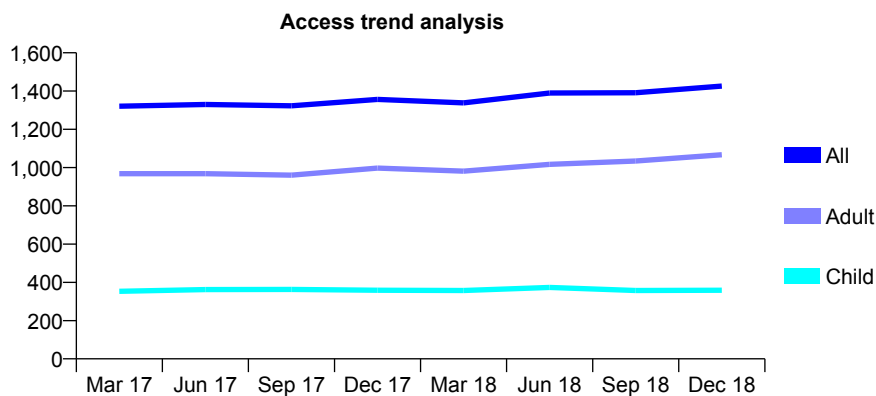
Q62 - Vital Signs At a Glance Contract Report for 910309/0001 - December 2018

Name or company name	MR AN LEUNG
Contract type name	GDS Contract
Purpose of contract	General
Contract start date	01/04/2006
Contract end date	

18/19 Contracted general activity (UDA)	9,600
Carry forward general activity (UDA)	-6
18/19 Contracted orthodontic activity (UOA)	0
Carry forward orthodontic activity (UOA)	0
Baseline contract value	£339,458.22

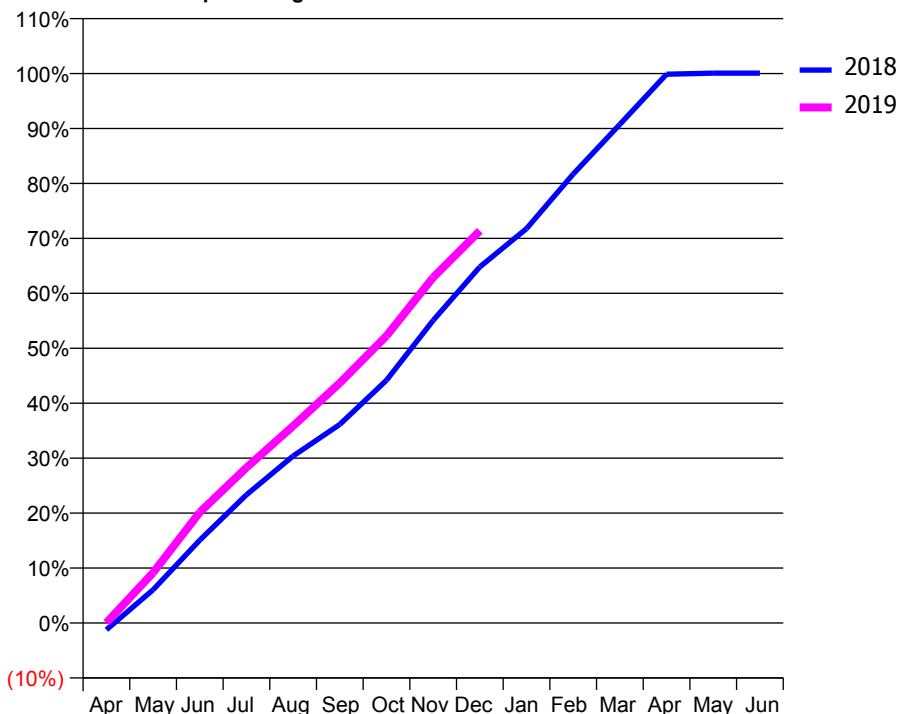
ACCESS*

Patients seen in 24 months	Total	Change since previous quarter
Quarter ending December 2017	1,356	
Quarter ending March 2018	1,338	↓
Quarter ending June 2018	1,390	↑
Quarter ending September 2018	1,391	→
Quarter ending December 2018	1,426	↑
Variance since December 2017	5.2%	↑



ACTIVITY

Cumulative percentage of contracted UDA delivered 2018 & 2019



Month	Adjusted Scheduled Activity (UDA)	
	2018	2019
April	-119	6
May	582	879
June	1,447	1,936
July	2,240	2,716
August	2,918	3,441
September	3,471	4,194
October	4,241	5,017
November	5,288	6,038
December	6,220	6,853
January	6,890	
February	7,842	
March	8,711	
April	9,588	
May	9,606	
June	9,606	

QUALITY

	Quantity	Base Number	Contract	AT	Region	England
% of FP17s for the same patient ID Re-attending within 3 months - Children	48	359	13.4%	10.2%	11.8%	11.8%
% of FP17s for the same patient ID Re-attending within 3 months - Adults	209	1,046	20.0%	15.7%	16.7%	15.6%
% of FP17s for the same patient ID Re-attending between 3 & 9 months - Children	154	359	42.9%	48.3%	48.6%	58.8%
% of FP17s for the same patient ID Re-attending between 3 & 9 months - Adults	428	1,046	40.9%	38.5%	39.1%	51.0%
% of FP17s for Band 1 Urgent Courses	147	1,228	12.0%	11.0%	10.6%	9.0%
% of FP17s Relating to Free Repair or Replacements	4	1,228	0.3%	0.5%	0.5%	0.8%
% of FP17s Relating to Continuations	9	1,228	0.7%	0.5%	0.7%	0.9%
% of Patients satisfied with the dentistry they have received	1	1	N/A	87.7%	90.2%	93.2%
% of Patients satisfied with the time they had to wait for an appointment	1	1	N/A	85.7%	85.0%	88.3%

* This is based on patients treated on this contract for their most recent course of treatment. Figures in italics indicate the base number of FP17s or Patient Questionnaire responses are less than 100. N/A is shown where the base number of responses is less than 10 during the period. % is calculated as Quantity/Base number*100

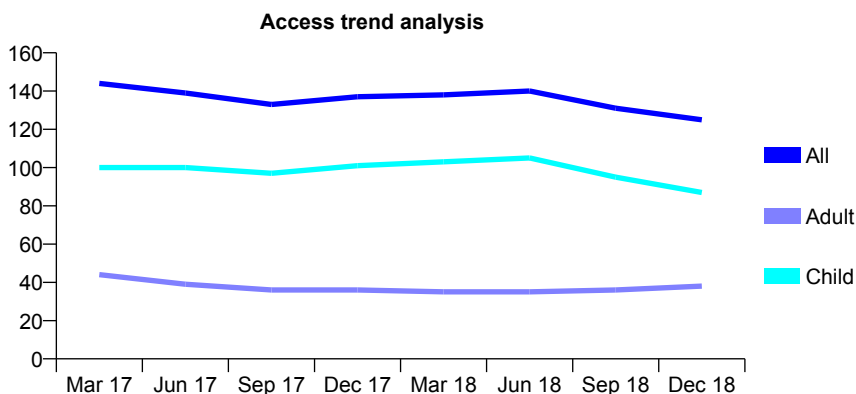
Q62 - Vital Signs At a Glance Contract Report for 916412/0001 - December 2018

Name or company name	MR MS LEE
Contract type name	GDS Contract
Purpose of contract	General
Contract start date	01/04/2006
Contract end date	

18/19 Contracted general activity (UDA)	348
Carry forward general activity (UDA)	-7
18/19 Contracted orthodontic activity (UOA)	0
Carry forward orthodontic activity (UOA)	0
Baseline contract value	£9,189.06

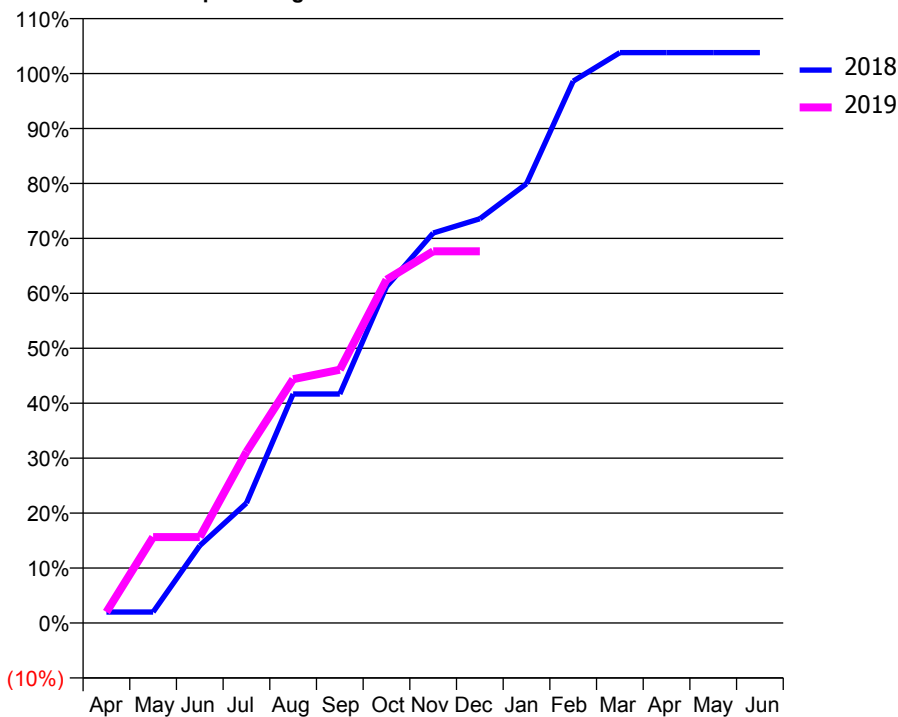
ACCESS*

Patients seen in 24 months	Total	Change since previous quarter
Quarter ending December 2017	137	
Quarter ending March 2018	138	→
Quarter ending June 2018	140	→
Quarter ending September 2018	131	↓
Quarter ending December 2018	125	↓
Variance since December 2017	(8.8%)	↓



ACTIVITY

Cumulative percentage of contracted UDA delivered 2018 & 2019



Adjusted Scheduled Activity (UDA)

Month	2018	2019
April	7	7
May	7	54
June	49	54
July	76	108
August	145	154
September	145	160
October	213	217
November	247	235
December	256	235
January	278	
February	343	
March	361	
April	361	
May	361	
June	361	

QUALITY

	Quantity	Base Number	Contract	AT	Region	England
% of FP17s for the same patient ID Re-attending within 3 months - Children	3	65	4.6%	10.2%	11.8%	11.8%
% of FP17s for the same patient ID Re-attending within 3 months - Adults	1	20	5.0%	15.7%	16.7%	15.6%
% of FP17s for the same patient ID Re-attending between 3 & 9 months - Children	14	65	21.5%	48.3%	48.6%	58.8%
% of FP17s for the same patient ID Re-attending between 3 & 9 months - Adults	4	20	20.0%	38.5%	39.1%	51.0%
% of FP17s for Band 1 Urgent Courses	2	85	2.4%	11.0%	10.6%	9.0%
% of FP17s Relating to Free Repair or Replacements	1	85	1.2%	0.5%	0.5%	0.8%
% of FP17s Relating to Continuations	0	85	0.0%	0.5%	0.7%	0.9%
% of Patients satisfied with the dentistry they have received	0	0	N/A	87.7%	90.2%	93.2%
% of Patients satisfied with the time they had to wait for an appointment	0	0	N/A	85.7%	85.0%	88.3%

* This is based on patients treated on this contract for their most recent course of treatment. Figures in italics indicate the base number of FP17s or Patient Questionnaire responses are less than 100. N/A is shown where the base number of responses is less than 10 during the period. % is calculated as Quantity/Base number*100

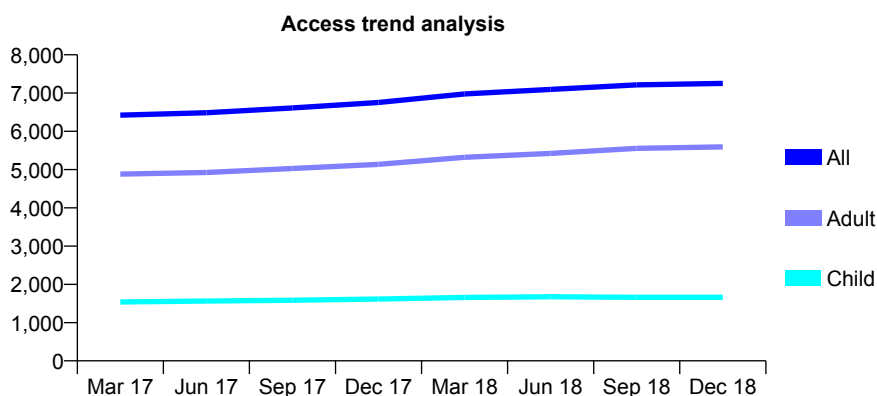
Q62 - Vital Signs At a Glance Contract Report for 918628/0001 - December 2018

Name or company name	MR P VAID
Contract type name	GDS Contract
Purpose of contract	General
Contract start date	01/04/2006
Contract end date	

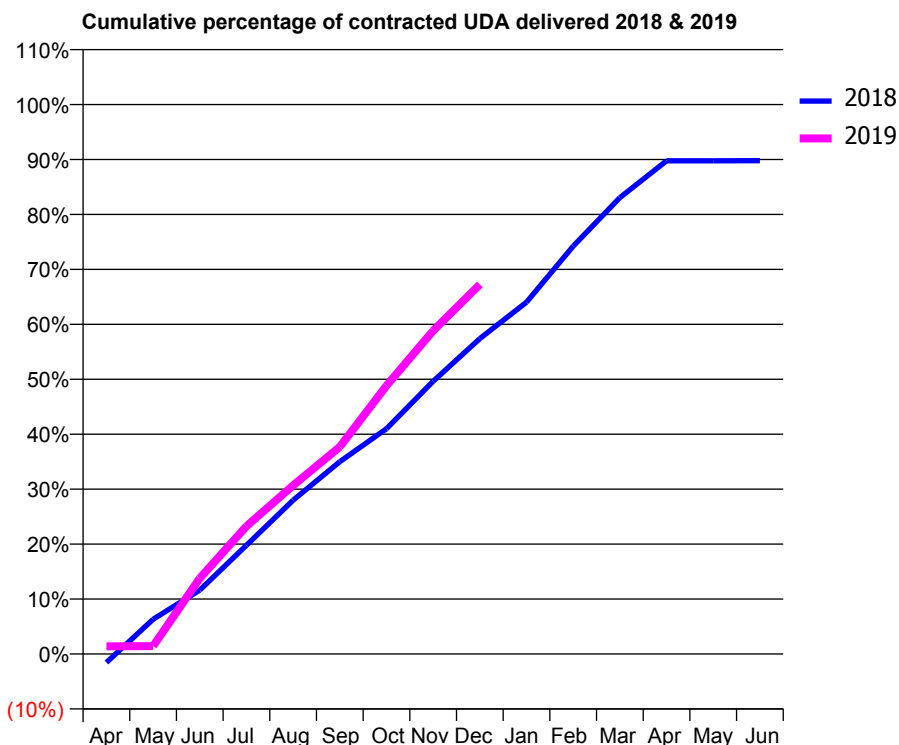
18/19 Contracted general activity (UDA)	23,527
Carry forward general activity (UDA)	0
18/19 Contracted orthodontic activity (UOA)	0
Carry forward orthodontic activity (UOA)	0
Baseline contract value	£747,517.92

ACCESS*

Patients seen in 24 months	Total	Change since previous quarter
Quarter ending December 2017	6,753	
Quarter ending March 2018	6,977	↑
Quarter ending June 2018	7,096	→
Quarter ending September 2018	7,214	→
Quarter ending December 2018	7,254	→
Variance since December 2017	7.4%	↑



ACTIVITY



Month	Adjusted Scheduled Activity (UDA)	
	2018	2019
April	-371	329
May	1,487	339
June	2,738	3,244
July	4,656	5,475
August	6,588	7,222
September	8,237	8,870
October	9,648	11,489
November	11,676	13,843
December	13,505	15,822
January	15,066	
February	17,463	
March	19,537	
April	21,114	
May	21,115	
June	21,122	

QUALITY

	Quantity	Base Number	Contract	AT	Region	England
% of FP17s for the same patient ID Re-attending within 3 months - Children	114	1,578	7.2%	10.2%	11.8%	11.8%
% of FP17s for the same patient ID Re-attending within 3 months - Adults	760	4,714	16.1%	15.7%	16.7%	15.6%
% of FP17s for the same patient ID Re-attending between 3 & 9 months - Children	807	1,578	51.1%	48.3%	48.6%	58.8%
% of FP17s for the same patient ID Re-attending between 3 & 9 months - Adults	1,710	4,714	36.3%	38.5%	39.1%	51.0%
% of FP17s for Band 1 Urgent Courses	809	5,687	14.2%	11.0%	10.6%	9.0%
% of FP17s Relating to Free Repair or Replacements	36	5,687	0.6%	0.5%	0.5%	0.8%
% of FP17s Relating to Continuations	9	5,687	0.2%	0.5%	0.7%	0.9%
% of Patients satisfied with the dentistry they have received	0	1	N/A	87.7%	90.2%	93.2%
% of Patients satisfied with the time they had to wait for an appointment	0	1	N/A	85.7%	85.0%	88.3%

* This is based on patients treated on this contract for their most recent course of treatment. Figures in italics indicate the base number of FP17s or Patient Questionnaire responses are less than 100. N/A is shown where the base number of responses is less than 10 during the period. % is calculated as Quantity/Base number*100

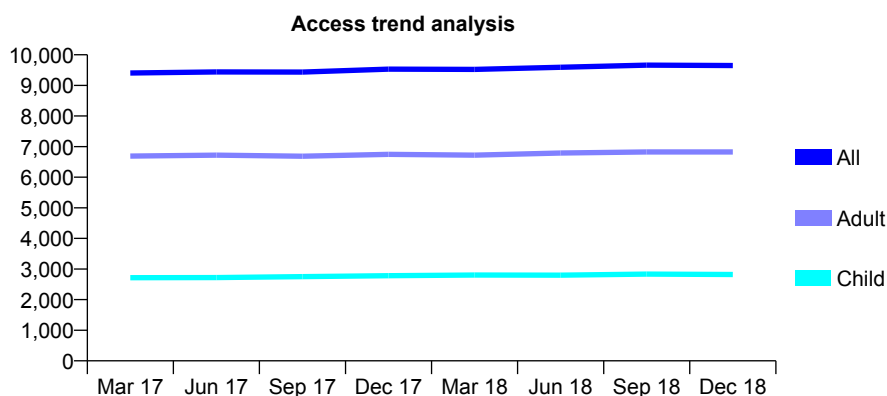
Q62 - Vital Signs At a Glance Contract Report for 920568/0002 - December 2018

Name or company name	MR JS BAINS
Contract type name	GDS Contract
Purpose of contract	General
Contract start date	01/05/2009
Contract end date	

18/19 Contracted general activity (UDA)	33,294
Carry forward general activity (UDA)	842
18/19 Contracted orthodontic activity (UOA)	0
Carry forward orthodontic activity (UOA)	0
Baseline contract value	£967,413.04

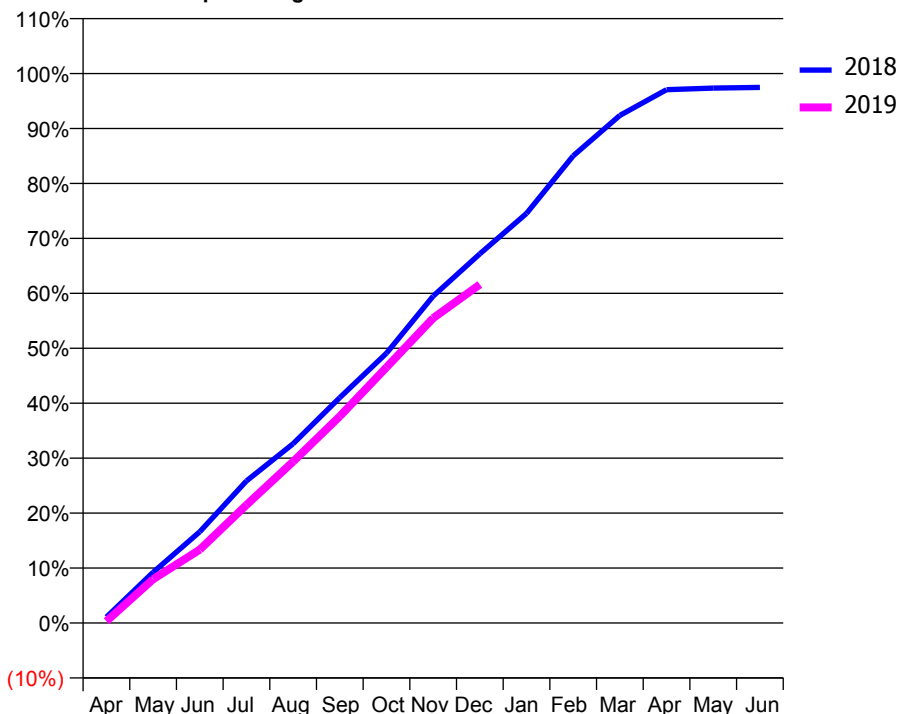
ACCESS*

Patients seen in 24 months	Total	Change since previous quarter
Quarter ending December 2017	9,530	
Quarter ending March 2018	9,524	→
Quarter ending June 2018	9,593	→
Quarter ending September 2018	9,662	→
Quarter ending December 2018	9,649	→
Variance since December 2017	1.2%	→



ACTIVITY

Cumulative percentage of contracted UDA delivered 2018 & 2019



Month	Adjusted Scheduled Activity (UDA)	
	2018	2019
April	358	111
May	3,074	2,651
June	5,534	4,451
July	8,611	7,154
August	10,864	9,783
September	13,658	12,529
October	16,347	15,494
November	19,805	18,476
December	22,366	20,509
January	24,812	
February	28,305	
March	30,753	
April	32,314	
May	32,407	
June	32,452	

QUALITY

	Quantity	Base Number	Contract	AT	Region	England
% of FP17s for the same patient ID Re-attending within 3 months - Children	318	2,716	11.7%	10.2%	11.8%	11.8%
% of FP17s for the same patient ID Re-attending within 3 months - Adults	1,417	5,721	24.8%	15.7%	16.7%	15.6%
% of FP17s for the same patient ID Re-attending between 3 & 9 months - Children	1,194	2,716	44.0%	48.3%	48.6%	58.8%
% of FP17s for the same patient ID Re-attending between 3 & 9 months - Adults	1,432	5,721	25.0%	38.5%	39.1%	51.0%
% of FP17s for Band 1 Urgent Courses	1,722	7,800	22.1%	11.0%	10.6%	9.0%
% of FP17s Relating to Free Repair or Replacements	53	7,800	0.7%	0.5%	0.5%	0.8%
% of FP17s Relating to Continuations	44	7,800	0.6%	0.5%	0.7%	0.9%
% of Patients satisfied with the dentistry they have received	4	6	N/A	87.7%	90.2%	93.2%
% of Patients satisfied with the time they had to wait for an appointment	5	6	N/A	85.7%	85.0%	88.3%

* This is based on patients treated on this contract for their most recent course of treatment. Figures in italics indicate the base number of FP17s or Patient Questionnaire responses are less than 100. N/A is shown where the base number of responses is less than 10 during the period. % is calculated as Quantity/Base number*100

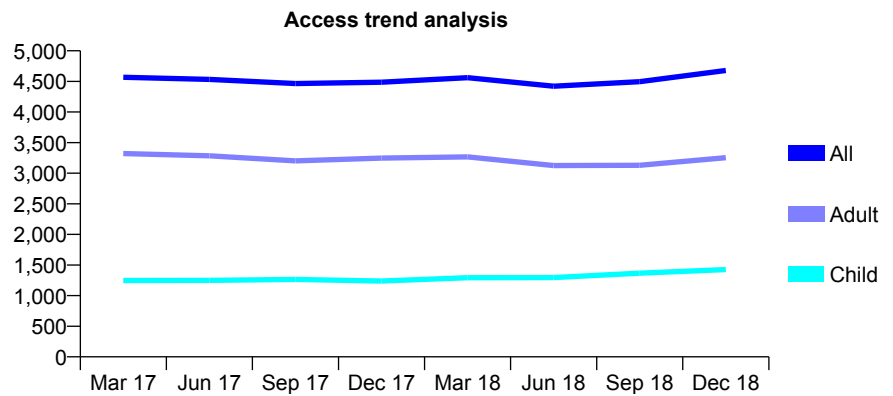
Q62 - Vital Signs At a Glance Contract Report for 921521/0001 - December 2018

Name or company name	MR RK AGGARWAL
Contract type name	GDS Contract
Purpose of contract	General
Contract start date	01/04/2006
Contract end date	

18/19 Contracted general activity (UDA)	10,579
Carry forward general activity (UDA)	-5
18/19 Contracted orthodontic activity (UOA)	0
Carry forward orthodontic activity (UOA)	0
Baseline contract value	£301,294.20

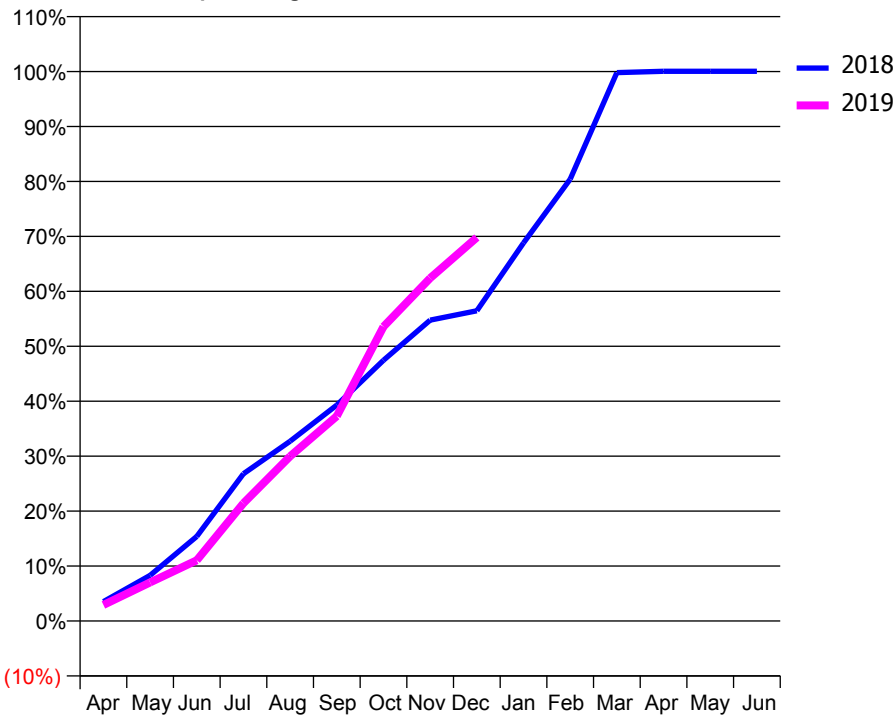
ACCESS*

Patients seen in 24 months	Total	Change since previous quarter
Quarter ending December 2017	4,486	
Quarter ending March 2018	4,560	→
Quarter ending June 2018	4,421	↓
Quarter ending September 2018	4,496	→
Quarter ending December 2018	4,679	↑
Variance since December 2017	4.3%	↑



ACTIVITY

Cumulative percentage of contracted UDA delivered 2018 & 2019



Month	Adjusted Scheduled Activity (UDA)	
	2018	2019
April	374	310
May	879	742
June	1,630	1,170
July	2,837	2,268
August	3,462	3,172
September	4,157	3,944
October	5,020	5,668
November	5,792	6,602
December	5,972	7,385
January	7,279	
February	8,505	
March	10,557	
April	10,583	
May	10,583	
June	10,584	

QUALITY

	Quantity	Base Number	Contract	AT	Region	England
% of FP17s for the same patient ID Re-attending within 3 months - Children	73	1,431	5.1%	10.2%	11.8%	11.8%
% of FP17s for the same patient ID Re-attending within 3 months - Adults	130	2,016	6.4%	15.7%	16.7%	15.6%
% of FP17s for the same patient ID Re-attending between 3 & 9 months - Children	700	1,431	48.9%	48.3%	48.6%	58.8%
% of FP17s for the same patient ID Re-attending between 3 & 9 months - Adults	639	2,016	31.7%	38.5%	39.1%	51.0%
% of FP17s for Band 1 Urgent Courses	94	3,427	2.7%	11.0%	10.6%	9.0%
% of FP17s Relating to Free Repair or Replacements	12	3,427	0.4%	0.5%	0.5%	0.8%
% of FP17s Relating to Continuations	45	3,427	1.3%	0.5%	0.7%	0.9%
% of Patients satisfied with the dentistry they have received	2	2	N/A	87.7%	90.2%	93.2%
% of Patients satisfied with the time they had to wait for an appointment	2	2	N/A	85.7%	85.0%	88.3%

* This is based on patients treated on this contract for their most recent course of treatment. Figures in italics indicate the base number of FP17s or Patient Questionnaire responses are less than 100. N/A is shown where the base number of responses is less than 10 during the period. % is calculated as Quantity/Base number*100

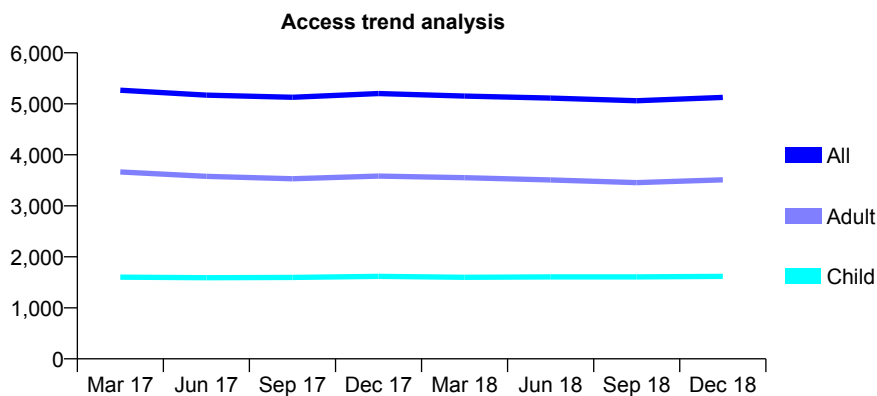
Q62 - Vital Signs At a Glance Contract Report for 921645/0002 - December 2018

Name or company name	Brightsmile Dental Care (Isleworth)
Contract type name	GDS Contract
Purpose of contract	General
Contract start date	01/04/2006
Contract end date	

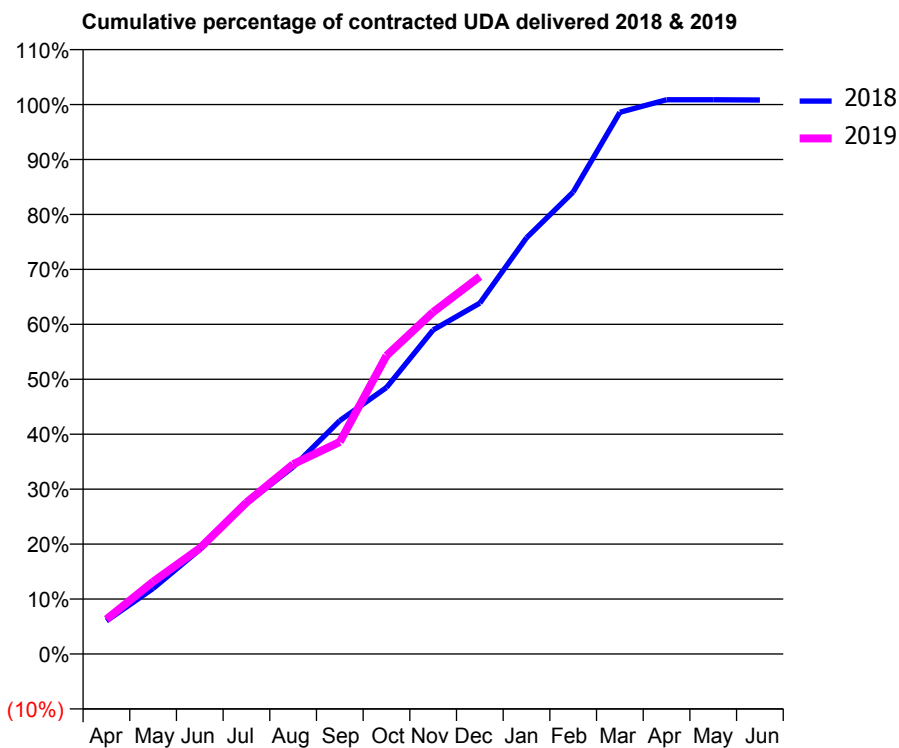
18/19 Contracted general activity (UDA)	14,320
Carry forward general activity (UDA)	-118
18/19 Contracted orthodontic activity (UOA)	0
Carry forward orthodontic activity (UOA)	0
Baseline contract value	£451,422.02

ACCESS*

Patients seen in 24 months	Total	Change since previous quarter
Quarter ending December 2017	5,200	
Quarter ending March 2018	5,151	→
Quarter ending June 2018	5,113	→
Quarter ending September 2018	5,061	↓
Quarter ending December 2018	5,126	→
Variance since December 2017	(1.4%)	↓



ACTIVITY



Month	Adjusted Scheduled Activity (UDA)	
	2018	2019
April	863	906
May	1,707	1,887
June	2,721	2,757
July	3,926	3,948
August	4,875	4,947
September	6,084	5,528
October	6,946	7,777
November	8,446	8,911
December	9,146	9,837
January	10,846	
February	12,040	
March	14,118	
April	14,445	
May	14,444	
June	14,438	

QUALITY

	Quantity	Base Number	Contract	AT	Region	England
% of FP17s for the same patient ID Re-attending within 3 months - Children	83	1,436	5.8%	10.2%	11.8%	11.8%
% of FP17s for the same patient ID Re-attending within 3 months - Adults	298	2,837	10.5%	15.7%	16.7%	15.6%
% of FP17s for the same patient ID Re-attending between 3 & 9 months - Children	685	1,436	47.7%	48.3%	48.6%	58.8%
% of FP17s for the same patient ID Re-attending between 3 & 9 months - Adults	1,299	2,837	45.8%	38.5%	39.1%	51.0%
% of FP17s for Band 1 Urgent Courses	340	4,136	8.2%	11.0%	10.6%	9.0%
% of FP17s Relating to Free Repair or Replacements	19	4,136	0.5%	0.5%	0.5%	0.8%
% of FP17s Relating to Continuations	6	4,136	0.1%	0.5%	0.7%	0.9%
% of Patients satisfied with the dentistry they have received	2	2	N/A	87.7%	90.2%	93.2%
% of Patients satisfied with the time they had to wait for an appointment	1	2	N/A	85.7%	85.0%	88.3%

* This is based on patients treated on this contract for their most recent course of treatment. Figures in italics indicate the base number of FP17s or Patient Questionnaire responses are less than 100. N/A is shown where the base number of responses is less than 10 during the period. % is calculated as Quantity/Base number*100

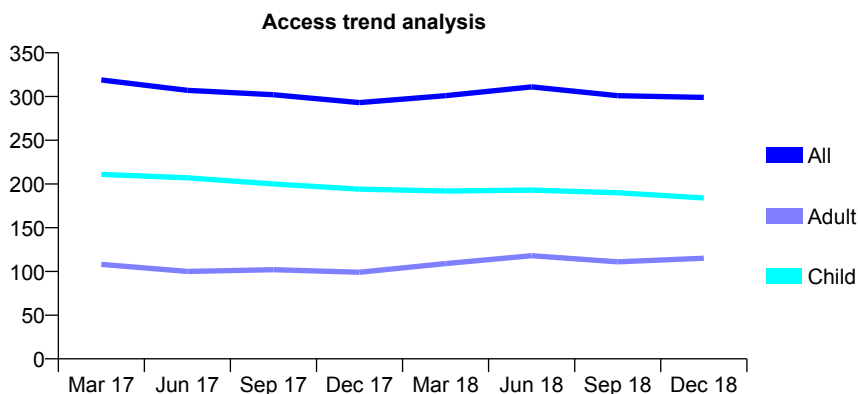
Q62 - Vital Signs At a Glance Contract Report for 923311/0001 - December 2018

Name or company name	MR N SHAH
Contract type name	GDS Contract
Purpose of contract	General
Contract start date	01/07/2012
Contract end date	

18/19 Contracted general activity (UDA)	585
Carry forward general activity (UDA)	-6
18/19 Contracted orthodontic activity (UOA)	0
Carry forward orthodontic activity (UOA)	0
Baseline contract value	£14,185.09

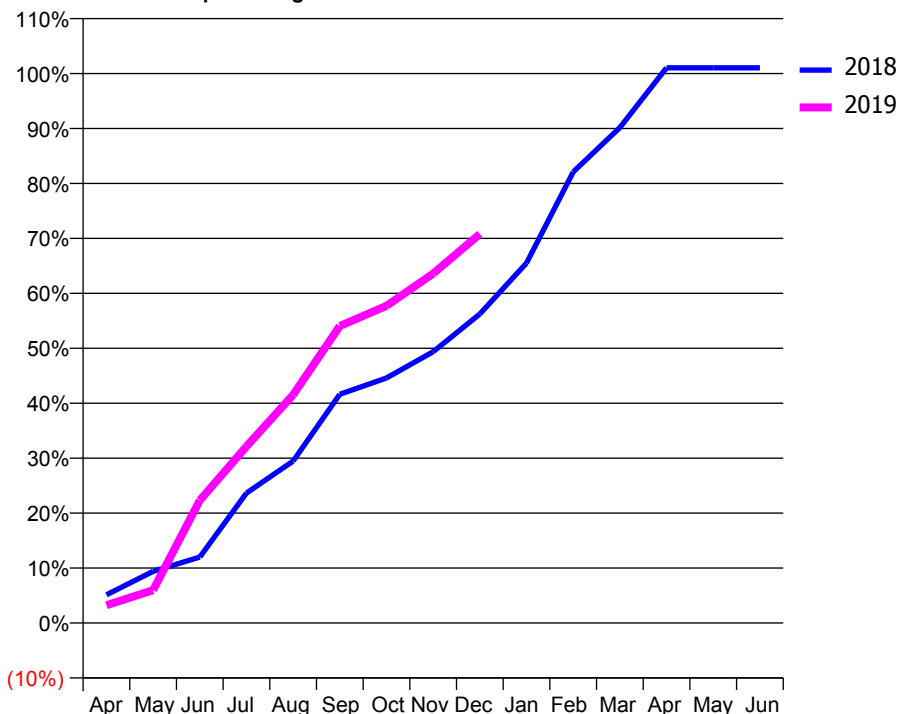
ACCESS*

Patients seen in 24 months	Total	Change since previous quarter
Quarter ending December 2017	293	
Quarter ending March 2018	301	↑
Quarter ending June 2018	311	↑
Quarter ending September 2018	301	↓
Quarter ending December 2018	299	→
Variance since December 2017	2.0%	↑



ACTIVITY

Cumulative percentage of contracted UDA delivered 2018 & 2019



Month	Adjusted Scheduled Activity (UDA)	
	2018	2019
April	30	19
May	55	35
June	70	131
July	138	188
August	172	243
September	244	316
October	261	338
November	289	372
December	329	414
January	383	
February	480	
March	527	
April	591	
May	591	
June	591	

QUALITY

	Quantity	Base Number	Contract	AT	Region	England
% of FP17s for the same patient ID Re-attending within 3 months - Children	9	170	5.3%	10.2%	11.8%	11.8%
% of FP17s for the same patient ID Re-attending within 3 months - Adults	9	90	10.0%	15.7%	16.7%	15.6%
% of FP17s for the same patient ID Re-attending between 3 & 9 months - Children	91	170	53.5%	48.3%	48.6%	58.8%
% of FP17s for the same patient ID Re-attending between 3 & 9 months - Adults	27	90	30.0%	38.5%	39.1%	51.0%
% of FP17s for Band 1 Urgent Courses	11	237	4.6%	11.0%	10.6%	9.0%
% of FP17s Relating to Free Repair or Replacements	0	237	0.0%	0.5%	0.5%	0.8%
% of FP17s Relating to Continuations	0	237	0.0%	0.5%	0.7%	0.9%
% of Patients satisfied with the dentistry they have received	0	0	N/A	87.7%	90.2%	93.2%
% of Patients satisfied with the time they had to wait for an appointment	0	0	N/A	85.7%	85.0%	88.3%

* This is based on patients treated on this contract for their most recent course of treatment. Figures in italics indicate the base number of FP17s or Patient Questionnaire responses are less than 100. N/A is shown where the base number of responses is less than 10 during the period. % is calculated as Quantity/Base number*100

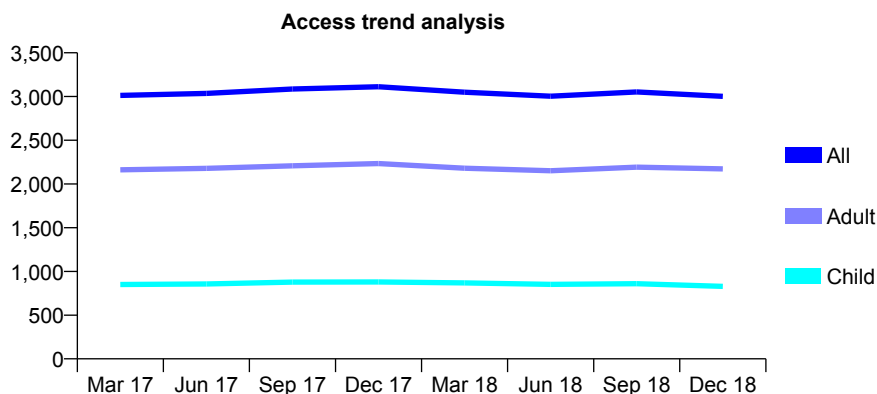
Q62 - Vital Signs At a Glance Contract Report for 927384/0001 - December 2018

Name or company name	MR M SHAH
Contract type name	GDS Contract
Purpose of contract	General
Contract start date	01/04/2006
Contract end date	

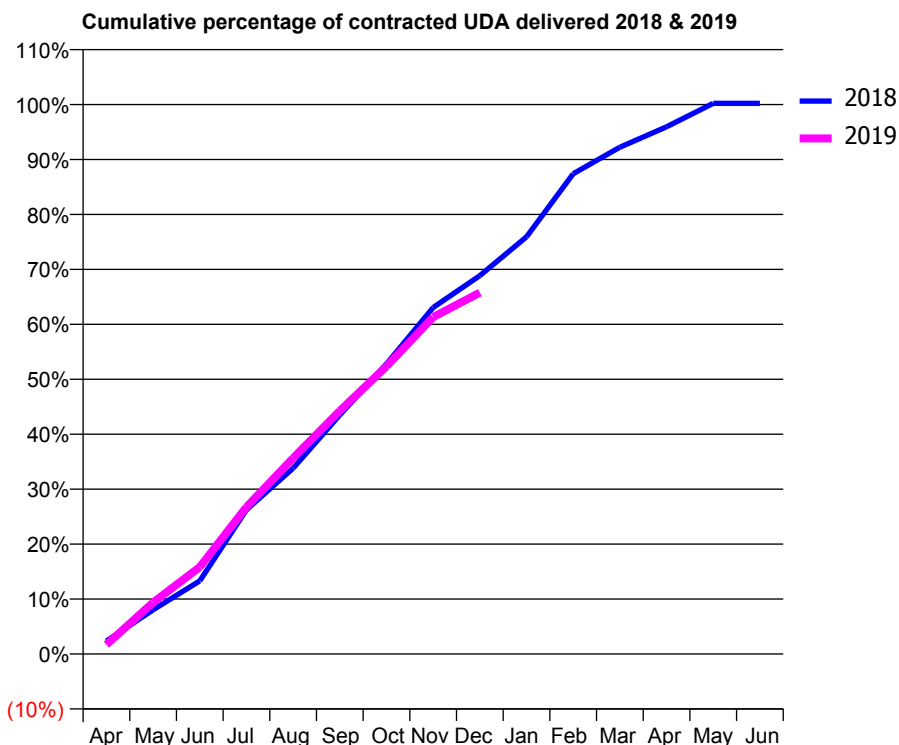
18/19 Contracted general activity (UDA)	8,775
Carry forward general activity (UDA)	-19
18/19 Contracted orthodontic activity (UOA)	0
Carry forward orthodontic activity (UOA)	0
Baseline contract value	£233,527.63

ACCESS*

Patients seen in 24 months	Total	Change since previous quarter
Quarter ending December 2017	3,112	
Quarter ending March 2018	3,049	↓
Quarter ending June 2018	3,003	↓
Quarter ending September 2018	3,052	→
Quarter ending December 2018	3,002	↓
Variance since December 2017	(3.5%)	↓



ACTIVITY



Adjusted Scheduled Activity (UDA)		
Month	2018	2019
April	208	151
May	706	824
June	1,167	1,389
July	2,304	2,348
August	2,967	3,128
September	3,818	3,883
October	4,633	4,594
November	5,534	5,379
December	6,042	5,773
January	6,661	
February	7,669	
March	8,092	
April	8,418	
May	8,794	
June	8,794	

QUALITY

	Quantity	Base Number	Contract	AT	Region	England
% of FP17s for the same patient ID Re-attending within 3 months - Children	31	821	3.8%	10.2%	11.8%	11.8%
% of FP17s for the same patient ID Re-attending within 3 months - Adults	245	2,041	12.0%	15.7%	16.7%	15.6%
% of FP17s for the same patient ID Re-attending between 3 & 9 months - Children	472	821	57.5%	48.3%	48.6%	58.8%
% of FP17s for the same patient ID Re-attending between 3 & 9 months - Adults	1,085	2,041	53.2%	38.5%	39.1%	51.0%
% of FP17s for Band 1 Urgent Courses	213	2,633	8.1%	11.0%	10.6%	9.0%
% of FP17s Relating to Free Repair or Replacements	19	2,633	0.7%	0.5%	0.5%	0.8%
% of FP17s Relating to Continuations	18	2,633	0.7%	0.5%	0.7%	0.9%
% of Patients satisfied with the dentistry they have received	3	3	N/A	87.7%	90.2%	93.2%
% of Patients satisfied with the time they had to wait for an appointment	2	3	N/A	85.7%	85.0%	88.3%

* This is based on patients treated on this contract for their most recent course of treatment. Figures in italics indicate the base number of FP17s or Patient Questionnaire responses are less than 100. N/A is shown where the base number of responses is less than 10 during the period. % is calculated as Quantity/Base number*100

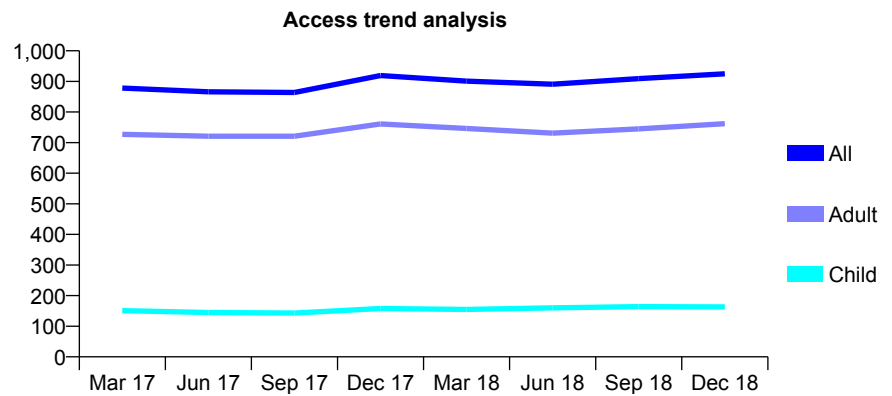
Q62 - Vital Signs At a Glance Contract Report for 929034/0001 - December 2018

Name or company name	Bhavish Thakrar and Jayesh Kotecha
Contract type name	GDS Contract
Purpose of contract	General
Contract start date	01/04/2006
Contract end date	

18/19 Contracted general activity (UDA)	3,378
Carry forward general activity (UDA)	29
18/19 Contracted orthodontic activity (UOA)	0
Carry forward orthodontic activity (UOA)	0
Baseline contract value	£109,926.72

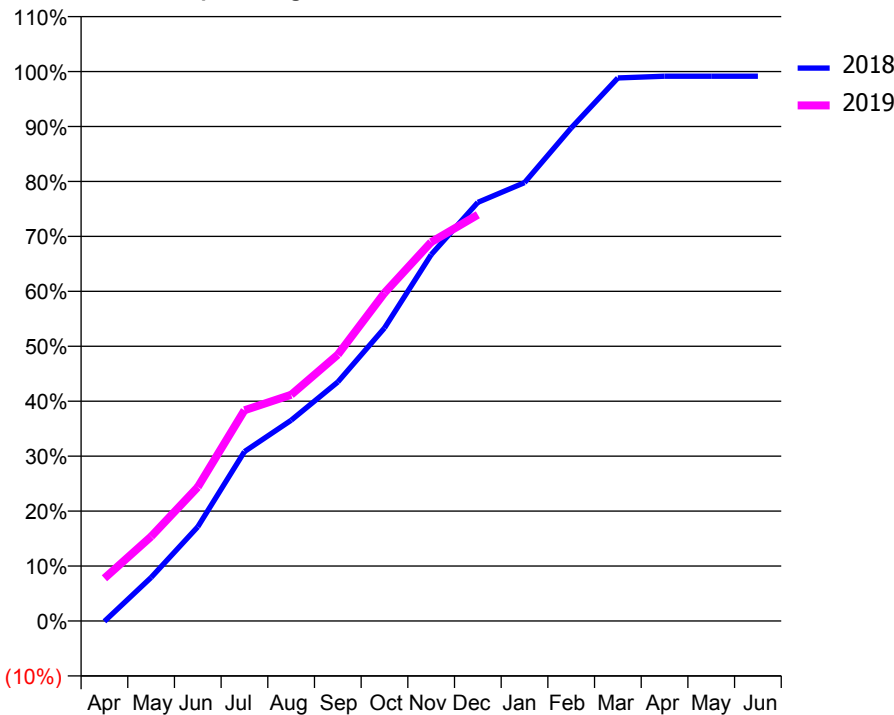
ACCESS*

Patients seen in 24 months	Total	Change since previous quarter
Quarter ending December 2017	919	
Quarter ending March 2018	901	↓
Quarter ending June 2018	891	↓
Quarter ending September 2018	909	↑
Quarter ending December 2018	925	→
Variance since December 2017	0.7%	→



ACTIVITY

Cumulative percentage of contracted UDA delivered 2018 & 2019



Month	Adjusted Scheduled Activity (UDA)	
	2018	2019
April	-3	262
May	268	519
June	579	823
July	1,042	1,295
August	1,234	1,391
September	1,470	1,638
October	1,802	2,017
November	2,252	2,330
December	2,574	2,498
January	2,695	
February	3,031	
March	3,338	
April	3,349	
May	3,349	
June	3,349	

QUALITY

	Quantity	Base Number	Contract	AT	Region	England
% of FP17s for the same patient ID Re-attending within 3 months - Children	3	127	2.4%	10.2%	11.8%	11.8%
% of FP17s for the same patient ID Re-attending within 3 months - Adults	79	693	11.4%	15.7%	16.7%	15.6%
% of FP17s for the same patient ID Re-attending between 3 & 9 months - Children	58	127	45.7%	48.3%	48.6%	58.8%
% of FP17s for the same patient ID Re-attending between 3 & 9 months - Adults	281	693	40.5%	38.5%	39.1%	51.0%
% of FP17s for Band 1 Urgent Courses	63	812	7.8%	11.0%	10.6%	9.0%
% of FP17s Relating to Free Repair or Replacements	0	812	0.0%	0.5%	0.5%	0.8%
% of FP17s Relating to Continuations	0	812	0.0%	0.5%	0.7%	0.9%
% of Patients satisfied with the dentistry they have received	1	1	N/A	87.7%	90.2%	93.2%
% of Patients satisfied with the time they had to wait for an appointment	1	1	N/A	85.7%	85.0%	88.3%

* This is based on patients treated on this contract for their most recent course of treatment. Figures in italics indicate the base number of FP17s or Patient Questionnaire responses are less than 100. N/A is shown where the base number of responses is less than 10 during the period. % is calculated as Quantity/Base number*100

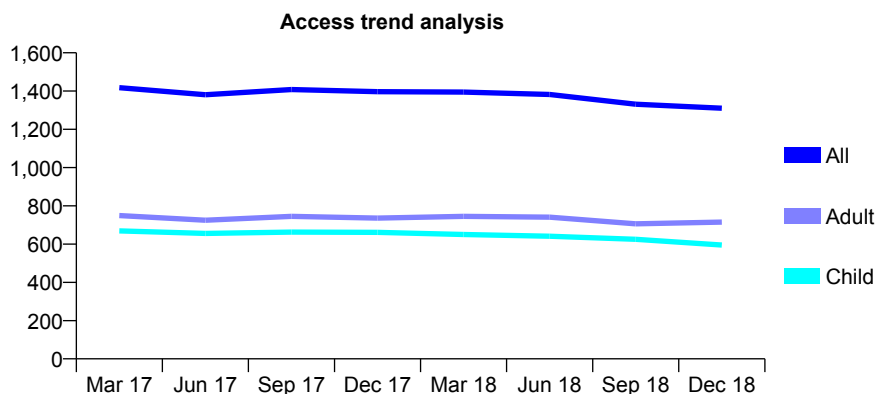
Q62 - Vital Signs At a Glance Contract Report for 929263/0001 - December 2018

Name or company name	MRS JM SRITHARAN
Contract type name	GDS Contract
Purpose of contract	General
Contract start date	01/04/2006
Contract end date	

18/19 Contracted general activity (UDA)	3,815
Carry forward general activity (UDA)	-76
18/19 Contracted orthodontic activity (UOA)	0
Carry forward orthodontic activity (UOA)	0
Baseline contract value	£99,889.14

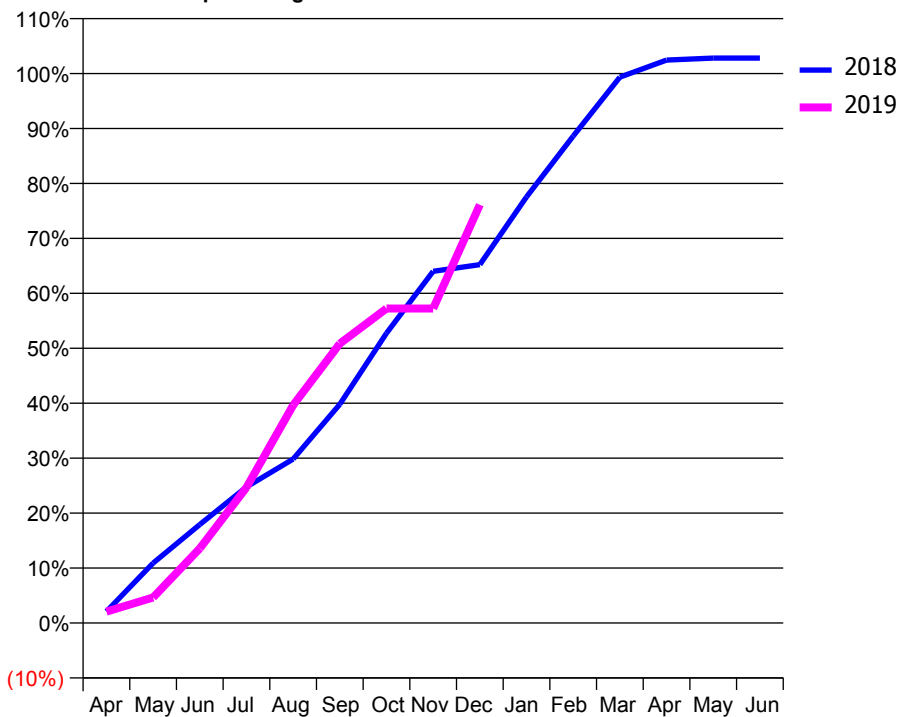
ACCESS*

Patients seen in 24 months	Total	Change since previous quarter
Quarter ending December 2017	1,397	
Quarter ending March 2018	1,395	→
Quarter ending June 2018	1,382	→
Quarter ending September 2018	1,331	↓
Quarter ending December 2018	1,310	↓
Variance since December 2017	(6.2%)	↓



ACTIVITY

Cumulative percentage of contracted UDA delivered 2018 & 2019



Month	Adjusted Scheduled Activity (UDA)	
	2018	2019
April	80	79
May	416	177
June	684	518
July	945	941
August	1,138	1,512
September	1,519	1,940
October	2,012	2,184
November	2,442	2,184
December	2,488	2,904
January	2,958	
February	3,381	
March	3,790	
April	3,908	
May	3,922	
June	3,922	

QUALITY

	Quantity	Base Number	Contract	AT	Region	England
% of FP17s for the same patient ID Re-attending within 3 months - Children	15	402	3.7%	10.2%	11.8%	11.8%
% of FP17s for the same patient ID Re-attending within 3 months - Adults	49	465	10.5%	15.7%	16.7%	15.6%
% of FP17s for the same patient ID Re-attending between 3 & 9 months - Children	116	402	28.9%	48.3%	48.6%	58.8%
% of FP17s for the same patient ID Re-attending between 3 & 9 months - Adults	120	465	25.8%	38.5%	39.1%	51.0%
% of FP17s for Band 1 Urgent Courses	26	831	3.1%	11.0%	10.6%	9.0%
% of FP17s Relating to Free Repair or Replacements	2	831	0.2%	0.5%	0.5%	0.8%
% of FP17s Relating to Continuations	0	831	0.0%	0.5%	0.7%	0.9%
% of Patients satisfied with the dentistry they have received	3	3	N/A	87.7%	90.2%	93.2%
% of Patients satisfied with the time they had to wait for an appointment	3	3	N/A	85.7%	85.0%	88.3%

* This is based on patients treated on this contract for their most recent course of treatment. Figures in italics indicate the base number of FP17s or Patient Questionnaire responses are less than 100. N/A is shown where the base number of responses is less than 10 during the period. % is calculated as Quantity/Base number*100

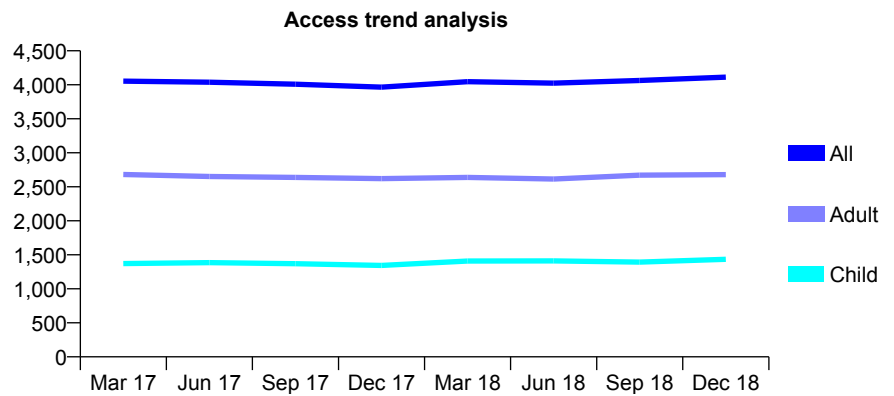
Q62 - Vital Signs At a Glance Contract Report for 933775/0001 - December 2018

Name or company name	MISS M VIJAYARAGHAVAN
Contract type name	GDS Contract
Purpose of contract	General
Contract start date	01/04/2006
Contract end date	

18/19 Contracted general activity (UDA)	9,700
Carry forward general activity (UDA)	192
18/19 Contracted orthodontic activity (UOA)	0
Carry forward orthodontic activity (UOA)	0
Baseline contract value	£268,312.41

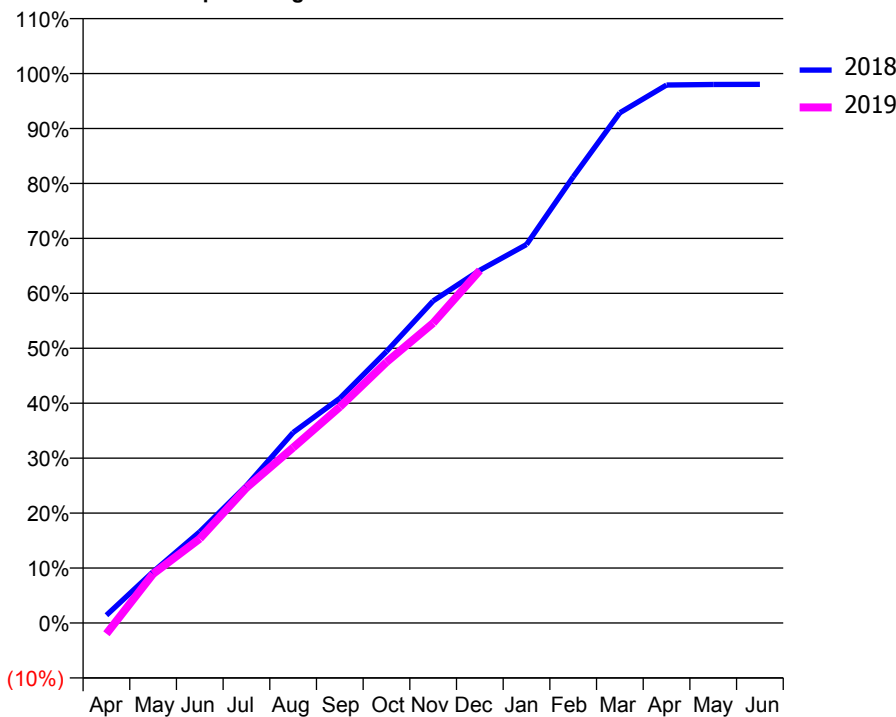
ACCESS*

Patients seen in 24 months	Total	Change since previous quarter
Quarter ending December 2017	3,965	
Quarter ending March 2018	4,047	↑
Quarter ending June 2018	4,025	→
Quarter ending September 2018	4,064	→
Quarter ending December 2018	4,113	→
Variance since December 2017	3.7%	↑



ACTIVITY

Cumulative percentage of contracted UDA delivered 2018 & 2019



Month	Adjusted Scheduled Activity (UDA)	
	2018	2019
April	137	-192
May	904	867
June	1,611	1,490
July	2,425	2,388
August	3,363	3,098
September	3,968	3,815
October	4,794	4,604
November	5,687	5,296
December	6,227	6,224
January	6,681	
February	7,875	
March	9,007	
April	9,496	
May	9,506	
June	9,508	

QUALITY

	Quantity	Base Number	Contract	AT	Region	England
% of FP17s for the same patient ID Re-attending within 3 months - Children	75	1,244	6.0%	10.2%	11.8%	11.8%
% of FP17s for the same patient ID Re-attending within 3 months - Adults	267	1,922	13.9%	15.7%	16.7%	15.6%
% of FP17s for the same patient ID Re-attending between 3 & 9 months - Children	574	1,244	46.1%	48.3%	48.6%	58.8%
% of FP17s for the same patient ID Re-attending between 3 & 9 months - Adults	529	1,922	27.5%	38.5%	39.1%	51.0%
% of FP17s for Band 1 Urgent Courses	325	2,976	10.9%	11.0%	10.6%	9.0%
% of FP17s Relating to Free Repair or Replacements	10	2,976	0.3%	0.5%	0.5%	0.8%
% of FP17s Relating to Continuations	52	2,976	1.7%	0.5%	0.7%	0.9%
% of Patients satisfied with the dentistry they have received	0	0	N/A	87.7%	90.2%	93.2%
% of Patients satisfied with the time they had to wait for an appointment	0	0	N/A	85.7%	85.0%	88.3%

* This is based on patients treated on this contract for their most recent course of treatment. Figures in italics indicate the base number of FP17s or Patient Questionnaire responses are less than 100. N/A is shown where the base number of responses is less than 10 during the period. % is calculated as Quantity/Base number*100

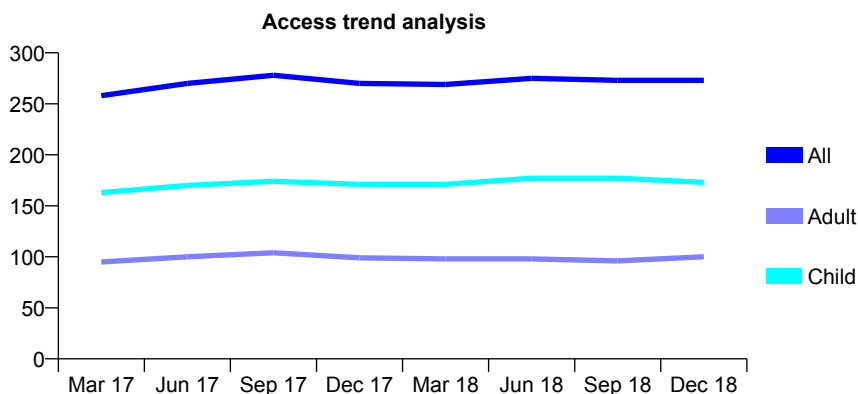
Q62 - Vital Signs At a Glance Contract Report for 934402/0002 - December 2018

Name or company name	MR M SHER
Contract type name	GDS Contract
Purpose of contract	General
Contract start date	25/04/2011
Contract end date	

18/19 Contracted general activity (UDA)	566
Carry forward general activity (UDA)	-11
18/19 Contracted orthodontic activity (UOA)	0
Carry forward orthodontic activity (UOA)	0
Baseline contract value	£13,248.65

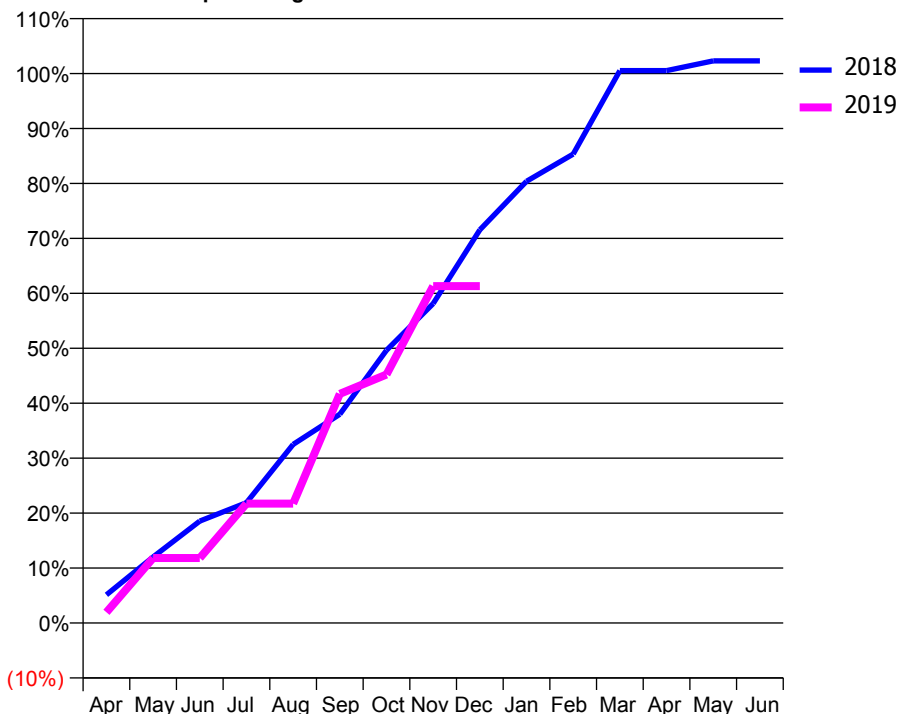
ACCESS*

Patients seen in 24 months	Total	Change since previous quarter
Quarter ending December 2017	270	
Quarter ending March 2018	269	→
Quarter ending June 2018	275	↑
Quarter ending September 2018	273	→
Quarter ending December 2018	273	→
Variance since December 2017	1.1%	→



ACTIVITY

Cumulative percentage of contracted UDA delivered 2018 & 2019



Month	Adjusted Scheduled Activity (UDA)	
	2018	2019
April	29	11
May	68	67
June	105	67
July	124	123
August	184	123
September	215	236
October	281	256
November	329	347
December	405	347
January	455	
February	483	
March	569	
April	569	
May	579	
June	579	

QUALITY

	Quantity	Base Number	Contract	AT	Region	England
% of FP17s for the same patient ID Re-attending within 3 months - Children	10	158	6.3%	10.2%	11.8%	11.8%
% of FP17s for the same patient ID Re-attending within 3 months - Adults	2	54	3.7%	15.7%	16.7%	15.6%
% of FP17s for the same patient ID Re-attending between 3 & 9 months - Children	89	158	56.3%	48.3%	48.6%	58.8%
% of FP17s for the same patient ID Re-attending between 3 & 9 months - Adults	30	54	55.6%	38.5%	39.1%	51.0%
% of FP17s for Band 1 Urgent Courses	0	206	0.0%	11.0%	10.6%	9.0%
% of FP17s Relating to Free Repair or Replacements	0	206	0.0%	0.5%	0.5%	0.8%
% of FP17s Relating to Continuations	0	206	0.0%	0.5%	0.7%	0.9%
% of Patients satisfied with the dentistry they have received	1	1	N/A	87.7%	90.2%	93.2%
% of Patients satisfied with the time they had to wait for an appointment	1	1	N/A	85.7%	85.0%	88.3%

* This is based on patients treated on this contract for their most recent course of treatment. Figures in italics indicate the base number of FP17s or Patient Questionnaire responses are less than 100. N/A is shown where the base number of responses is less than 10 during the period. % is calculated as Quantity/Base number*100

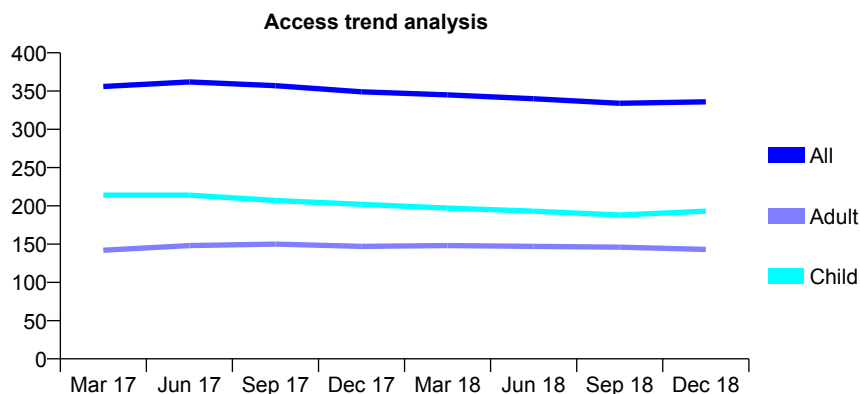
Q62 - Vital Signs At a Glance Contract Report for 935875/0001 - December 2018

Name or company name	MISS AS SHRESTHA
Contract type name	GDS Contract
Purpose of contract	General
Contract start date	01/09/2014
Contract end date	

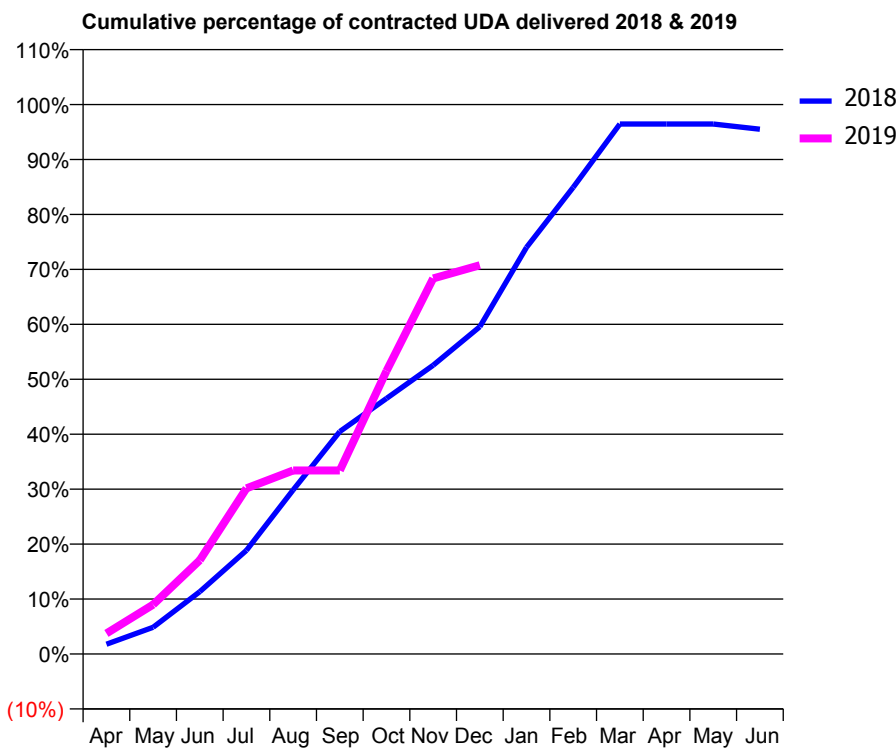
18/19 Contracted general activity (UDA)	962
Carry forward general activity (UDA)	0
18/19 Contracted orthodontic activity (UOA)	0
Carry forward orthodontic activity (UOA)	0
Baseline contract value	£20,235.67

ACCESS*

Patients seen in 24 months	Total	Change since previous quarter
Quarter ending December 2017	349	
Quarter ending March 2018	345	↓
Quarter ending June 2018	340	↓
Quarter ending September 2018	334	↓
Quarter ending December 2018	336	→
Variance since December 2017	(3.7%)	↓



ACTIVITY



Month	Adjusted Scheduled Activity (UDA)	
	2018	2019
April	17	36
May	47	87
June	109	164
July	182	290
August	287	321
September	390	321
October	447	496
November	506	657
December	573	681
January	712	
February	817	
March	928	
April	928	
May	928	
June	919	

QUALITY

	Quantity	Base Number	Contract	AT	Region	England
% of FP17s for the same patient ID Re-attending within 3 months - Children	24	269	8.9%	10.2%	11.8%	11.8%
% of FP17s for the same patient ID Re-attending within 3 months - Adults	16	110	14.5%	15.7%	16.7%	15.6%
% of FP17s for the same patient ID Re-attending between 3 & 9 months - Children	189	269	70.3%	48.3%	48.6%	58.8%
% of FP17s for the same patient ID Re-attending between 3 & 9 months - Adults	70	110	63.6%	38.5%	39.1%	51.0%
% of FP17s for Band 1 Urgent Courses	19	381	5.0%	11.0%	10.6%	9.0%
% of FP17s Relating to Free Repair or Replacements	2	381	0.5%	0.5%	0.5%	0.8%
% of FP17s Relating to Continuations	5	381	1.3%	0.5%	0.7%	0.9%
% of Patients satisfied with the dentistry they have received	0	0	N/A	87.7%	90.2%	93.2%
% of Patients satisfied with the time they had to wait for an appointment	0	0	N/A	85.7%	85.0%	88.3%

* This is based on patients treated on this contract for their most recent course of treatment. Figures in italics indicate the base number of FP17s or Patient Questionnaire responses are less than 100. N/A is shown where the base number of responses is less than 10 during the period. % is calculated as Quantity/Base number*100

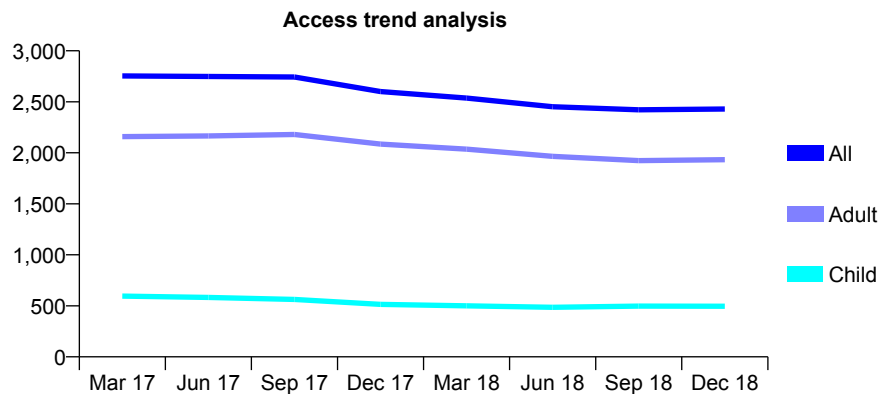
Q62 - Vital Signs At a Glance Contract Report for 938971/0001 - December 2018

Name or company name	Provider
Contract type name	GDS Contract
Purpose of contract	General
Contract start date	01/04/2006
Contract end date	

18/19 Contracted general activity (UDA)	8,757
Carry forward general activity (UDA)	1,948
18/19 Contracted orthodontic activity (UOA)	0
Carry forward orthodontic activity (UOA)	0
Baseline contract value	£208,951.49

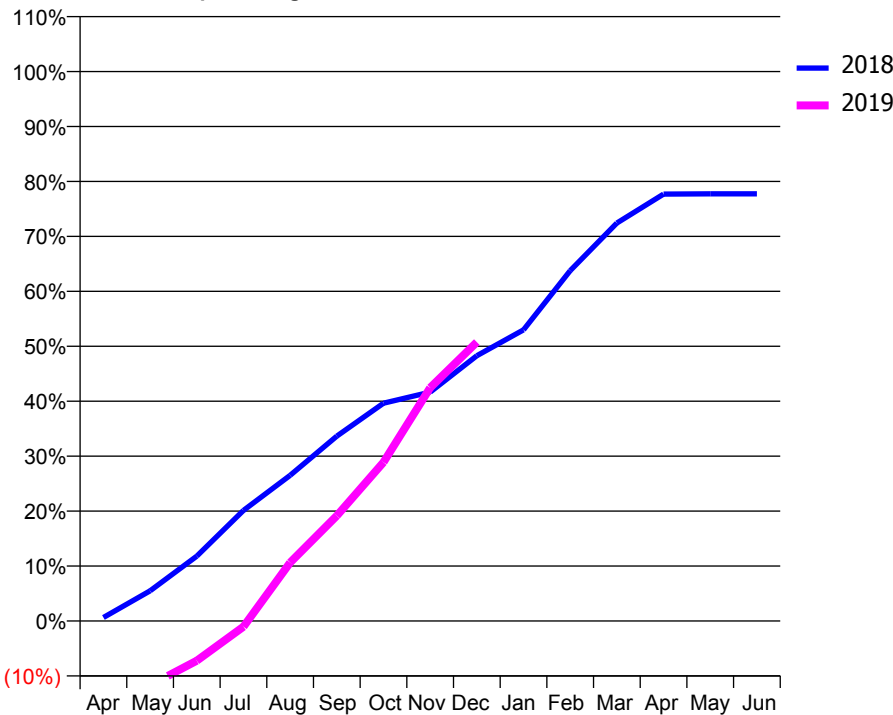
ACCESS*

Patients seen in 24 months	Total	Change since previous quarter
Quarter ending December 2017	2,600	
Quarter ending March 2018	2,536	↓
Quarter ending June 2018	2,451	↓
Quarter ending September 2018	2,421	↓
Quarter ending December 2018	2,429	→
Variance since December 2017	(6.6%)	↓



ACTIVITY

Cumulative percentage of contracted UDA delivered 2018 & 2019



Month	Adjusted Scheduled Activity (UDA)	
	2018	2019
April	56	-1,672
May	482	-1,025
June	1,033	-634
July	1,763	-93
August	2,322	931
September	2,946	1,677
October	3,471	2,531
November	3,647	3,717
December	4,227	4,444
January	4,639	
February	5,583	
March	6,343	
April	6,803	
May	6,809	
June	6,809	

QUALITY

	Quantity	Base Number	Contract	AT	Region	England
% of FP17s for the same patient ID Re-attending within 3 months - Children	52	482	10.8%	10.2%	11.8%	11.8%
% of FP17s for the same patient ID Re-attending within 3 months - Adults	408	1,799	22.7%	15.7%	16.7%	15.6%
% of FP17s for the same patient ID Re-attending between 3 & 9 months - Children	186	482	38.6%	48.3%	48.6%	58.8%
% of FP17s for the same patient ID Re-attending between 3 & 9 months - Adults	657	1,799	36.5%	38.5%	39.1%	51.0%
% of FP17s for Band 1 Urgent Courses	320	2,158	14.8%	11.0%	10.6%	9.0%
% of FP17s Relating to Free Repair or Replacements	13	2,158	0.6%	0.5%	0.5%	0.8%
% of FP17s Relating to Continuations	27	2,158	1.3%	0.5%	0.7%	0.9%
% of Patients satisfied with the dentistry they have received	1	1	N/A	87.7%	90.2%	93.2%
% of Patients satisfied with the time they had to wait for an appointment	1	1	N/A	85.7%	85.0%	88.3%

* This is based on patients treated on this contract for their most recent course of treatment. Figures in italics indicate the base number of FP17s or Patient Questionnaire responses are less than 100. N/A is shown where the base number of responses is less than 10 during the period. % is calculated as Quantity/Base number*100

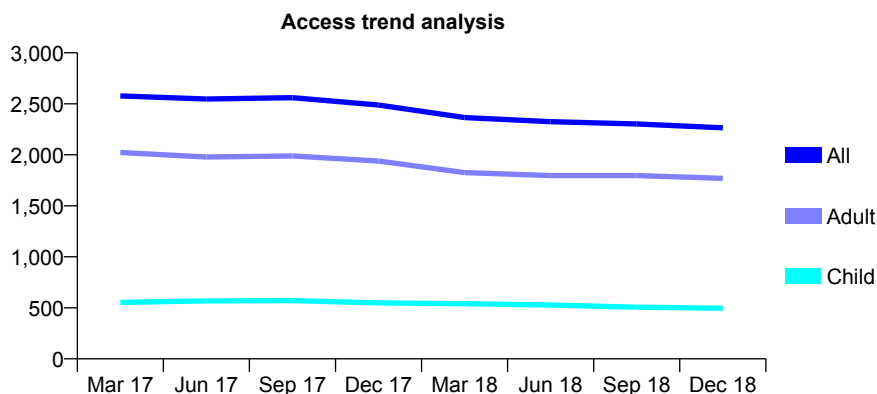
Q62 - Vital Signs At a Glance Contract Report for 939587/0001 - December 2018

Name or company name	MR SM AYOUB-BEY
Contract type name	GDS Contract
Purpose of contract	General
Contract start date	01/04/2006
Contract end date	

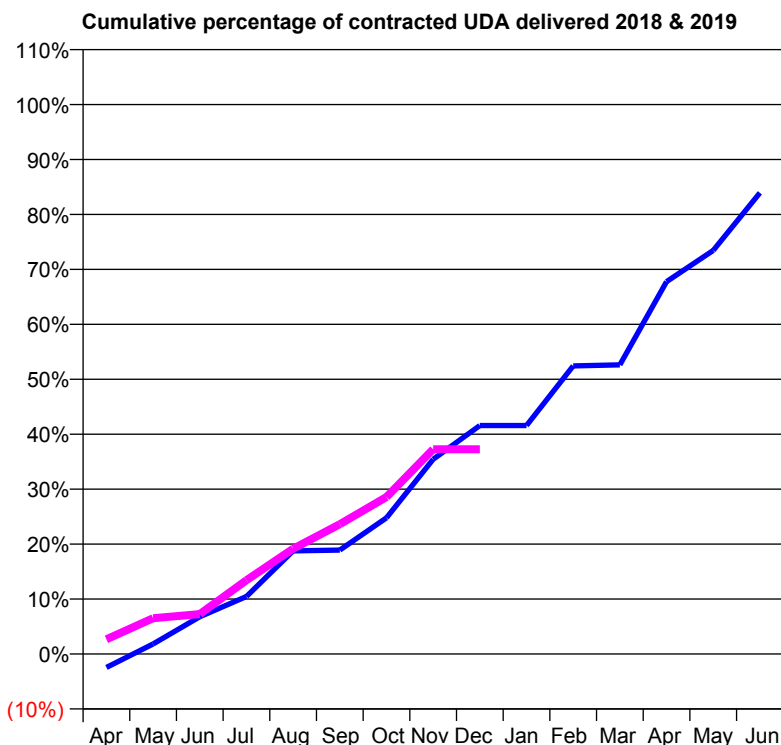
18/19 Contracted general activity (UDA)	9,179
Carry forward general activity (UDA)	0
18/19 Contracted orthodontic activity (UOA)	0
Carry forward orthodontic activity (UOA)	0
Baseline contract value	£322,695.06

ACCESS*

Patients seen in 24 months	Total	Change since previous quarter
Quarter ending December 2017	2,488	
Quarter ending March 2018	2,366	↓
Quarter ending June 2018	2,325	↓
Quarter ending September 2018	2,303	→
Quarter ending December 2018	2,265	↓
Variance since December 2017	(9.0%)	↓



ACTIVITY



Month	Adjusted Scheduled Activity (UDA)	
	2018	2019
April	-227	246
May	167	598
June	623	667
July	961	1,233
August	1,724	1,760
September	1,736	2,169
October	2,276	2,624
November	3,253	3,419
December	3,817	3,419
January	3,817	
February	4,813	
March	4,829	
April	6,220	
May	6,741	
June	7,704	

QUALITY

	Quantity	Base Number	Contract	AT	Region	England
% of FP17s for the same patient ID Re-attending within 3 months - Children	34	488	7.0%	10.2%	11.8%	11.8%
% of FP17s for the same patient ID Re-attending within 3 months - Adults	153	1,406	10.9%	15.7%	16.7%	15.6%
% of FP17s for the same patient ID Re-attending between 3 & 9 months - Children	251	488	51.4%	48.3%	48.6%	58.8%
% of FP17s for the same patient ID Re-attending between 3 & 9 months - Adults	463	1,406	32.9%	38.5%	39.1%	51.0%
% of FP17s for Band 1 Urgent Courses	188	1,409	13.3%	11.0%	10.6%	9.0%
% of FP17s Relating to Free Repair or Replacements	4	1,409	0.3%	0.5%	0.5%	0.8%
% of FP17s Relating to Continuations	1	1,409	0.1%	0.5%	0.7%	0.9%
% of Patients satisfied with the dentistry they have received	1	1	N/A	87.7%	90.2%	93.2%
% of Patients satisfied with the time they had to wait for an appointment	1	1	N/A	85.7%	85.0%	88.3%

* This is based on patients treated on this contract for their most recent course of treatment. Figures in italics indicate the base number of FP17s or Patient Questionnaire responses are less than 100. N/A is shown where the base number of responses is less than 10 during the period. % is calculated as Quantity/Base number*100

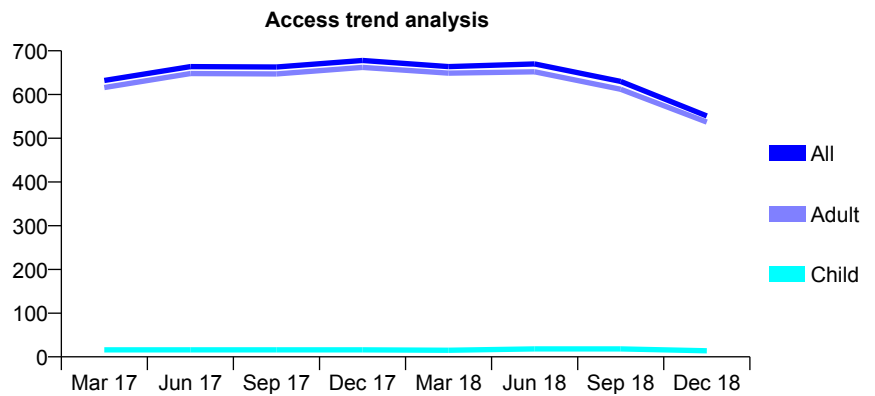
Q62 - Vital Signs At a Glance Contract Report for 939587/0003 - December 2018

Name or company name	MR SM AYIOUB-BEY
Contract type name	GDS Contract
Purpose of contract	General
Contract start date	01/02/2012
Contract end date	

18/19 Contracted general activity (UDA)	1,725
Carry forward general activity (UDA)	-15
18/19 Contracted orthodontic activity (UOA)	0
Carry forward orthodontic activity (UOA)	0
Baseline contract value	£48,975.19

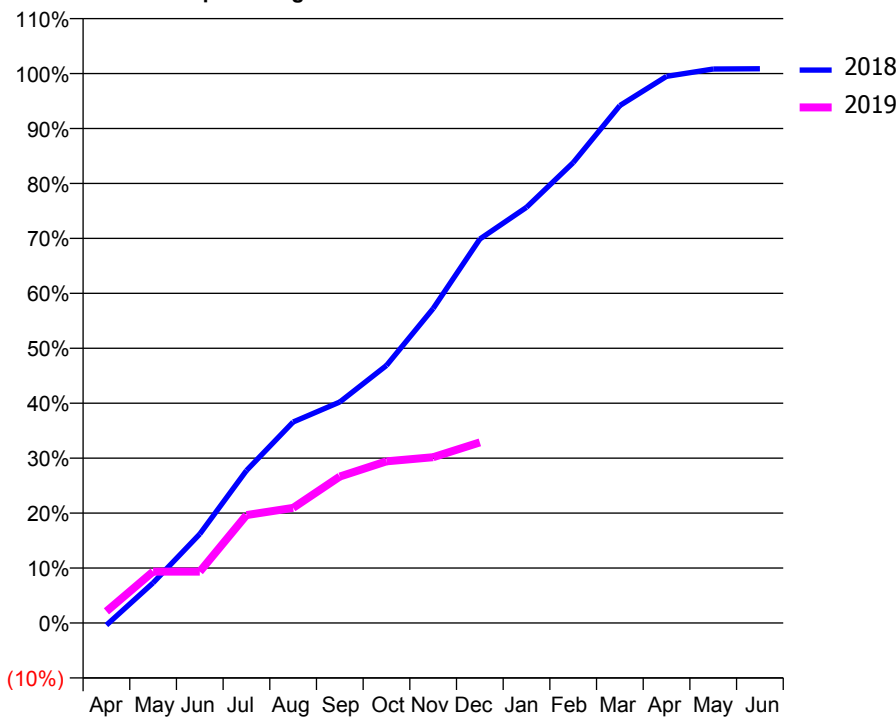
ACCESS*

Patients seen in 24 months	Total	Change since previous quarter
Quarter ending December 2017	678	
Quarter ending March 2018	664	↓
Quarter ending June 2018	670	→
Quarter ending September 2018	630	↓
Quarter ending December 2018	551	↓
Variance since December 2017	(18.7%)	↓



ACTIVITY

Cumulative percentage of contracted UDA delivered 2018 & 2019



Month	Adjusted Scheduled Activity (UDA)	
	2018	2019
April	-7	37
May	126	161
June	280	161
July	479	339
August	631	362
September	694	460
October	809	508
November	987	521
December	1,205	567
January	1,305	
February	1,445	
March	1,625	
April	1,716	
May	1,739	
June	1,740	

QUALITY

	Quantity	Base Number	Contract	AT	Region	England
% of FP17s for the same patient ID Re-attending within 3 months - Children	1	11	9.1%	10.2%	11.8%	11.8%
% of FP17s for the same patient ID Re-attending within 3 months - Adults	15	238	6.3%	15.7%	16.7%	15.6%
% of FP17s for the same patient ID Re-attending between 3 & 9 months - Children	0	11	0.0%	48.3%	48.6%	58.8%
% of FP17s for the same patient ID Re-attending between 3 & 9 months - Adults	50	238	21.0%	38.5%	39.1%	51.0%
% of FP17s for Band 1 Urgent Courses	41	202	20.3%	11.0%	10.6%	9.0%
% of FP17s Relating to Free Repair or Replacements	0	202	0.0%	0.5%	0.5%	0.8%
% of FP17s Relating to Continuations	1	202	0.5%	0.5%	0.7%	0.9%
% of Patients satisfied with the dentistry they have received	0	0	N/A	87.7%	90.2%	93.2%
% of Patients satisfied with the time they had to wait for an appointment	0	0	N/A	85.7%	85.0%	88.3%

* This is based on patients treated on this contract for their most recent course of treatment. Figures in italics indicate the base number of FP17s or Patient Questionnaire responses are less than 100. N/A is shown where the base number of responses is less than 10 during the period. % is calculated as Quantity/Base number*100

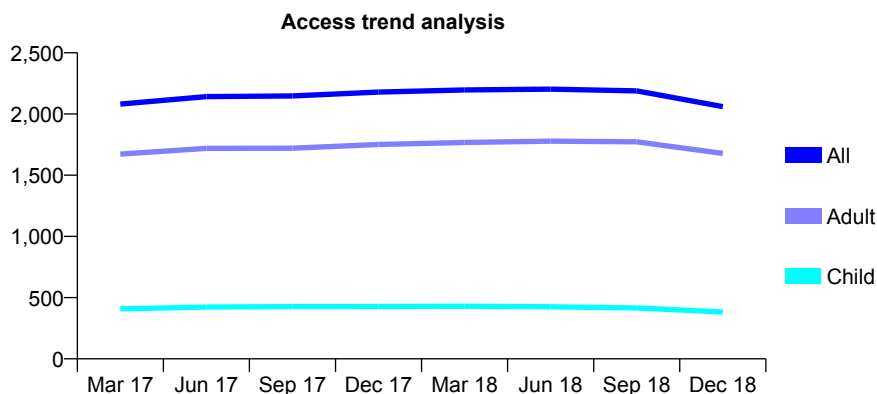
Q62 - Vital Signs At a Glance Contract Report for 939870/0001 - December 2018

Name or company name	MR B SHAH
Contract type name	GDS Contract
Purpose of contract	General
Contract start date	01/04/2006
Contract end date	

18/19 Contracted general activity (UDA)	6,000
Carry forward general activity (UDA)	0
18/19 Contracted orthodontic activity (UOA)	0
Carry forward orthodontic activity (UOA)	0
Baseline contract value	£159,858.78

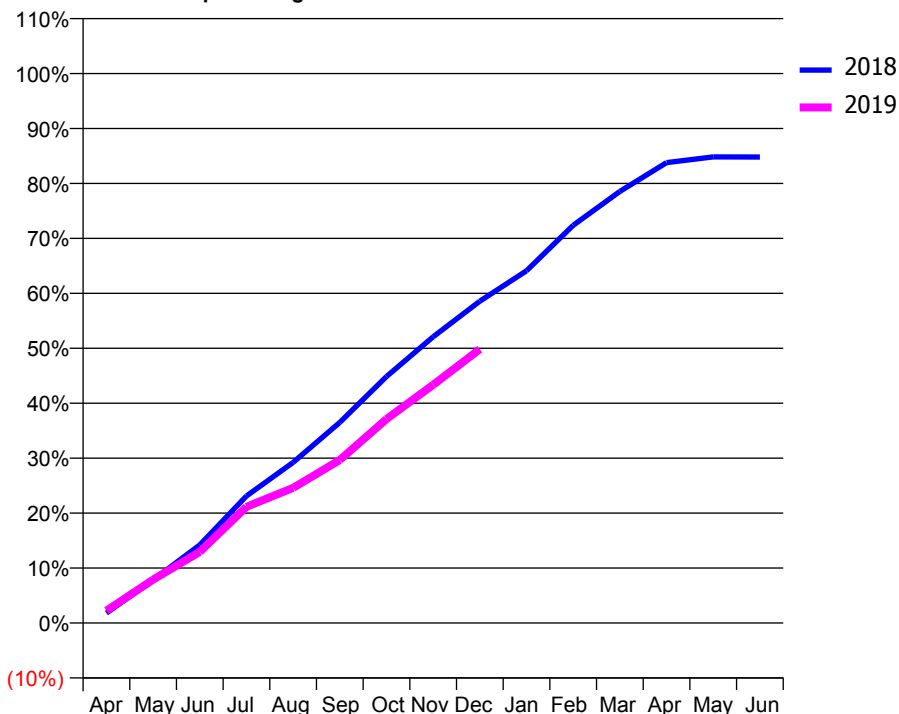
ACCESS*

Patients seen in 24 months	Total	Change since previous quarter
Quarter ending December 2017	2,179	
Quarter ending March 2018	2,197	→
Quarter ending June 2018	2,203	→
Quarter ending September 2018	2,189	→
Quarter ending December 2018	2,061	↓
Variance since December 2017	(5.4%)	↓



ACTIVITY

Cumulative percentage of contracted UDA delivered 2018 & 2019



Month	Adjusted Scheduled Activity (UDA)	
	2018	2019
April	109	135
May	471	474
June	853	777
July	1,387	1,269
August	1,754	1,476
September	2,191	1,780
October	2,691	2,227
November	3,126	2,601
December	3,514	2,989
January	3,846	
February	4,342	
March	4,713	
April	5,027	
May	5,090	
June	5,088	

QUALITY

	Quantity	Base Number	Contract	AT	Region	England
% of FP17s for the same patient ID Re-attending within 3 months - Children	11	308	3.6%	10.2%	11.8%	11.8%
% of FP17s for the same patient ID Re-attending within 3 months - Adults	76	1,132	6.7%	15.7%	16.7%	15.6%
% of FP17s for the same patient ID Re-attending between 3 & 9 months - Children	153	308	49.7%	48.3%	48.6%	58.8%
% of FP17s for the same patient ID Re-attending between 3 & 9 months - Adults	423	1,132	37.4%	38.5%	39.1%	51.0%
% of FP17s for Band 1 Urgent Courses	32	1,142	2.8%	11.0%	10.6%	9.0%
% of FP17s Relating to Free Repair or Replacements	18	1,142	1.6%	0.5%	0.5%	0.8%
% of FP17s Relating to Continuations	2	1,142	0.2%	0.5%	0.7%	0.9%
% of Patients satisfied with the dentistry they have received	0	0	N/A	87.7%	90.2%	93.2%
% of Patients satisfied with the time they had to wait for an appointment	0	0	N/A	85.7%	85.0%	88.3%

* This is based on patients treated on this contract for their most recent course of treatment. Figures in italics indicate the base number of FP17s or Patient Questionnaire responses are less than 100. N/A is shown where the base number of responses is less than 10 during the period. % is calculated as Quantity/Base number*100

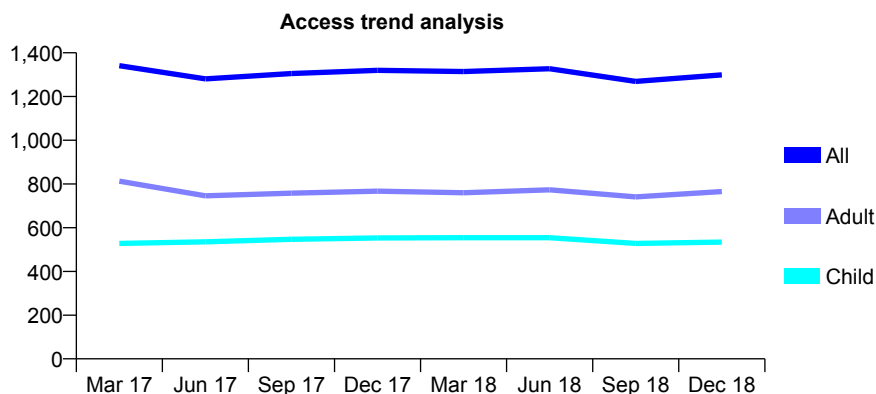
Q62 - Vital Signs At a Glance Contract Report for 941077/0001 - December 2018

Name or company name	Mr Jason Lai and Mr Gregory Lai
Contract type name	GDS Contract
Purpose of contract	General
Contract start date	01/04/2008
Contract end date	

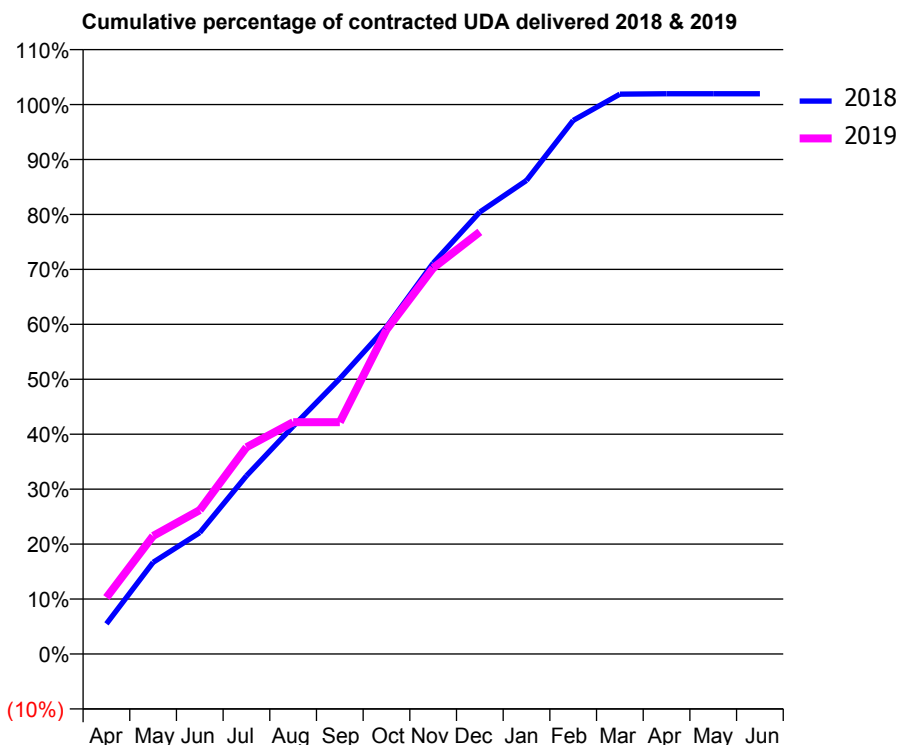
18/19 Contracted general activity (UDA)	8,354
Carry forward general activity (UDA)	-164
18/19 Contracted orthodontic activity (UOA)	0
Carry forward orthodontic activity (UOA)	0
Baseline contract value	£274,738.31

ACCESS*

Patients seen in 24 months	Total	Change since previous quarter
Quarter ending December 2017	1,320	
Quarter ending March 2018	1,314	→
Quarter ending June 2018	1,327	→
Quarter ending September 2018	1,269	↓
Quarter ending December 2018	1,299	↑
Variance since December 2017	(1.6%)	↓



ACTIVITY



Month	Adjusted Scheduled Activity (UDA)	
	2018	2019
April	458	859
May	1,394	1,795
June	1,847	2,188
July	2,710	3,143
August	3,462	3,524
September	4,187	3,524
October	4,973	4,928
November	5,942	5,868
December	6,720	6,417
January	7,200	
February	8,112	
March	8,512	
April	8,518	
May	8,518	
June	8,518	

QUALITY

	Quantity	Base Number	Contract	AT	Region	England
% of FP17s for the same patient ID Re-attending within 3 months - Children	14	399	3.5%	10.2%	11.8%	11.8%
% of FP17s for the same patient ID Re-attending within 3 months - Adults	38	532	7.1%	15.7%	16.7%	15.6%
% of FP17s for the same patient ID Re-attending between 3 & 9 months - Children	110	399	27.6%	48.3%	48.6%	58.8%
% of FP17s for the same patient ID Re-attending between 3 & 9 months - Adults	161	532	30.3%	38.5%	39.1%	51.0%
% of FP17s for Band 1 Urgent Courses	68	927	7.3%	11.0%	10.6%	9.0%
% of FP17s Relating to Free Repair or Replacements	2	927	0.2%	0.5%	0.5%	0.8%
% of FP17s Relating to Continuations	6	927	0.6%	0.5%	0.7%	0.9%
% of Patients satisfied with the dentistry they have received	3	3	N/A	87.7%	90.2%	93.2%
% of Patients satisfied with the time they had to wait for an appointment	3	3	N/A	85.7%	85.0%	88.3%

* This is based on patients treated on this contract for their most recent course of treatment. Figures in italics indicate the base number of FP17s or Patient Questionnaire responses are less than 100. N/A is shown where the base number of responses is less than 10 during the period. % is calculated as Quantity/Base number*100

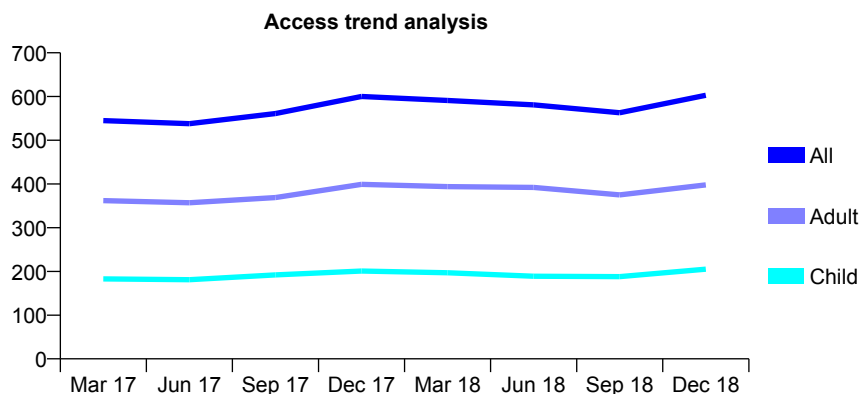
Q62 - Vital Signs At a Glance Contract Report for 941077/0002 - December 2018

Name or company name	Mr Jason Lai and Mr Gregory Lai
Contract type name	GDS Contract
Purpose of contract	General
Contract start date	21/01/2010
Contract end date	

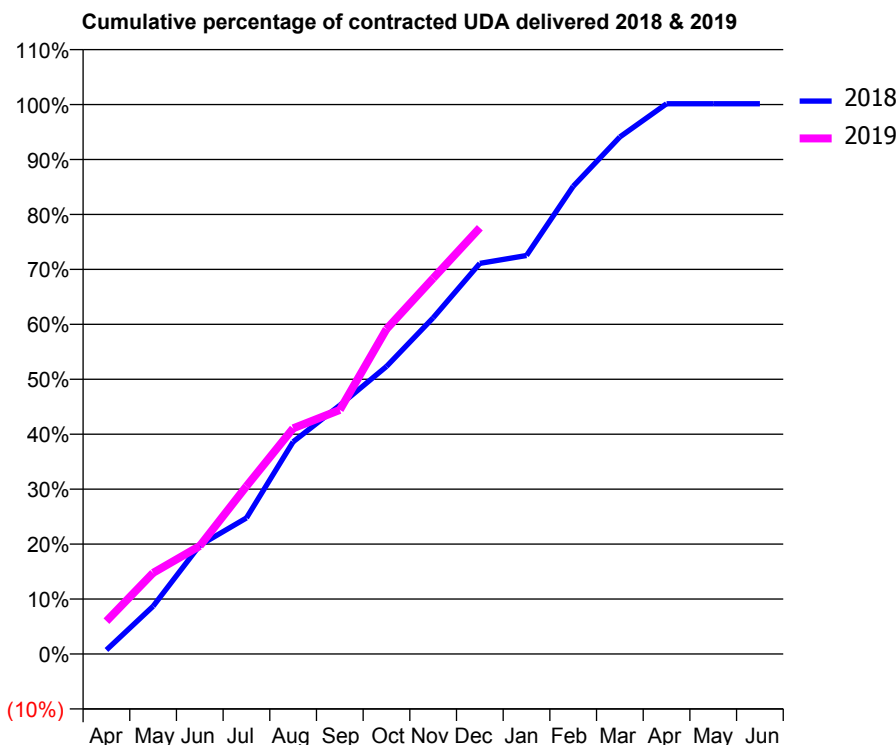
18/19 Contracted general activity (UDA)	3,527
Carry forward general activity (UDA)	-5
18/19 Contracted orthodontic activity (UOA)	0
Carry forward orthodontic activity (UOA)	0
Baseline contract value	£78,772.05

ACCESS*

Patients seen in 24 months	Total	Change since previous quarter
Quarter ending December 2017	600	
Quarter ending March 2018	591	↓
Quarter ending June 2018	581	↓
Quarter ending September 2018	563	↓
Quarter ending December 2018	603	↑
Variance since December 2017	0.5%	→



ACTIVITY



Month	Adjusted Scheduled Activity (UDA)	
	2018	2019
April	26	211
May	307	521
June	698	694
July	874	1,077
August	1,362	1,449
September	1,597	1,567
October	1,845	2,086
November	2,158	2,412
December	2,508	2,736
January	2,558	
February	3,002	
March	3,319	
April	3,532	
May	3,532	
June	3,532	

QUALITY

	Quantity	Base Number	Contract	AT	Region	England
% of FP17s for the same patient ID Re-attending within 3 months - Children	9	227	4.0%	10.2%	11.8%	11.8%
% of FP17s for the same patient ID Re-attending within 3 months - Adults	54	363	14.9%	15.7%	16.7%	15.6%
% of FP17s for the same patient ID Re-attending between 3 & 9 months - Children	121	227	53.3%	48.3%	48.6%	58.8%
% of FP17s for the same patient ID Re-attending between 3 & 9 months - Adults	156	363	43.0%	38.5%	39.1%	51.0%
% of FP17s for Band 1 Urgent Courses	26	562	4.6%	11.0%	10.6%	9.0%
% of FP17s Relating to Free Repair or Replacements	2	562	0.4%	0.5%	0.5%	0.8%
% of FP17s Relating to Continuations	7	562	1.2%	0.5%	0.7%	0.9%
% of Patients satisfied with the dentistry they have received	0	0	N/A	87.7%	90.2%	93.2%
% of Patients satisfied with the time they had to wait for an appointment	0	0	N/A	85.7%	85.0%	88.3%

* This is based on patients treated on this contract for their most recent course of treatment. Figures in italics indicate the base number of FP17s or Patient Questionnaire responses are less than 100. N/A is shown where the base number of responses is less than 10 during the period. % is calculated as Quantity/Base number*100

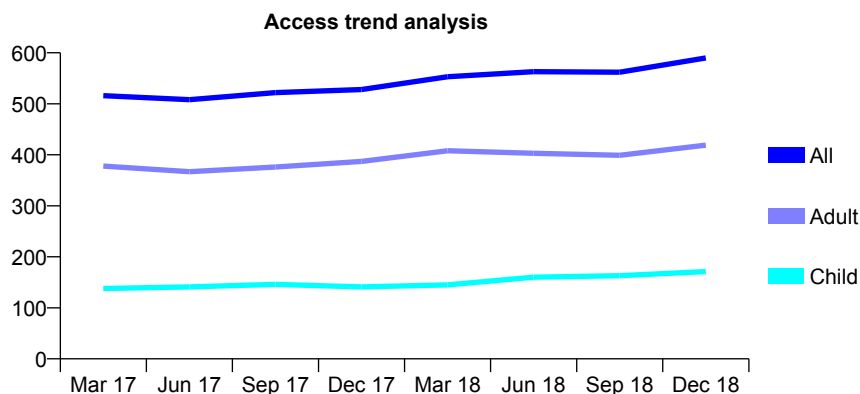
Q62 - Vital Signs At a Glance Contract Report for 941298/0001 - December 2018

Name or company name	MR K NIRMALATHASAN
Contract type name	GDS Contract
Purpose of contract	General
Contract start date	01/04/2006
Contract end date	

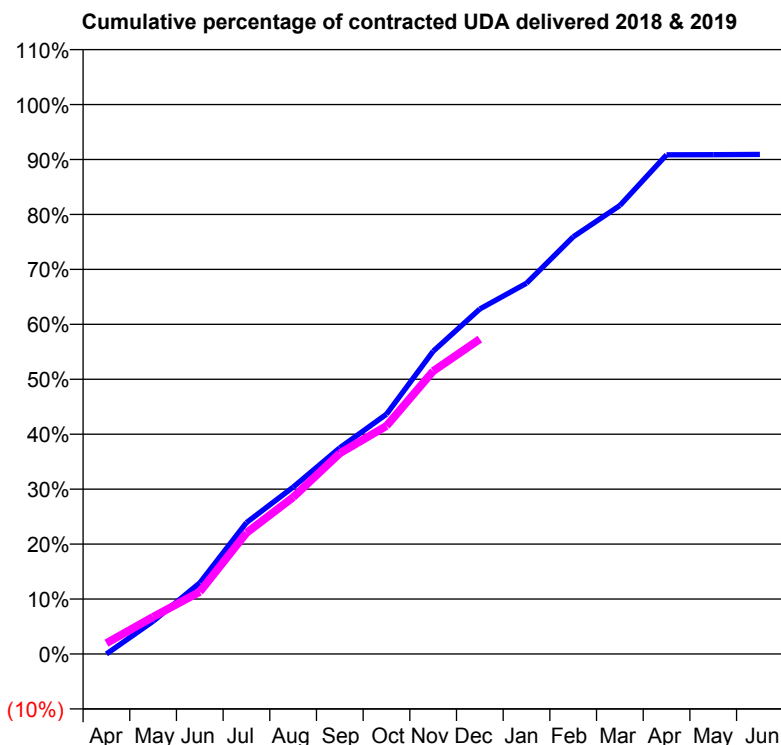
18/19 Contracted general activity (UDA)	2,381
Carry forward general activity (UDA)	0
18/19 Contracted orthodontic activity (UOA)	0
Carry forward orthodontic activity (UOA)	0
Baseline contract value	£74,893.47

ACCESS*

Patients seen in 24 months	Total	Change since previous quarter
Quarter ending December 2017	528	
Quarter ending March 2018	553	↑
Quarter ending June 2018	563	→
Quarter ending September 2018	562	→
Quarter ending December 2018	590	↑
Variance since December 2017	11.7%	↑



ACTIVITY



Month	Adjusted Scheduled Activity (UDA)	
	2018	2019
April	0	47
May	142	161
June	308	270
July	570	525
August	723	679
September	893	870
October	1,039	988
November	1,312	1,226
December	1,495	1,365
January	1,607	
February	1,808	
March	1,943	
April	2,163	
May	2,164	
June	2,165	

QUALITY

	Quantity	Base Number	Contract	AT	Region	England
% of FP17s for the same patient ID Re-attending within 3 months - Children	10	142	7.0%	10.2%	11.8%	11.8%
% of FP17s for the same patient ID Re-attending within 3 months - Adults	64	332	19.3%	15.7%	16.7%	15.6%
% of FP17s for the same patient ID Re-attending between 3 & 9 months - Children	47	142	33.1%	48.3%	48.6%	58.8%
% of FP17s for the same patient ID Re-attending between 3 & 9 months - Adults	126	332	38.0%	38.5%	39.1%	51.0%
% of FP17s for Band 1 Urgent Courses	65	431	15.1%	11.0%	10.6%	9.0%
% of FP17s Relating to Free Repair or Replacements	5	431	1.2%	0.5%	0.5%	0.8%
% of FP17s Relating to Continuations	7	431	1.6%	0.5%	0.7%	0.9%
% of Patients satisfied with the dentistry they have received	0	0	N/A	87.7%	90.2%	93.2%
% of Patients satisfied with the time they had to wait for an appointment	0	0	N/A	85.7%	85.0%	88.3%

* This is based on patients treated on this contract for their most recent course of treatment. Figures in italics indicate the base number of FP17s or Patient Questionnaire responses are less than 100. N/A is shown where the base number of responses is less than 10 during the period. % is calculated as Quantity/Base number*100

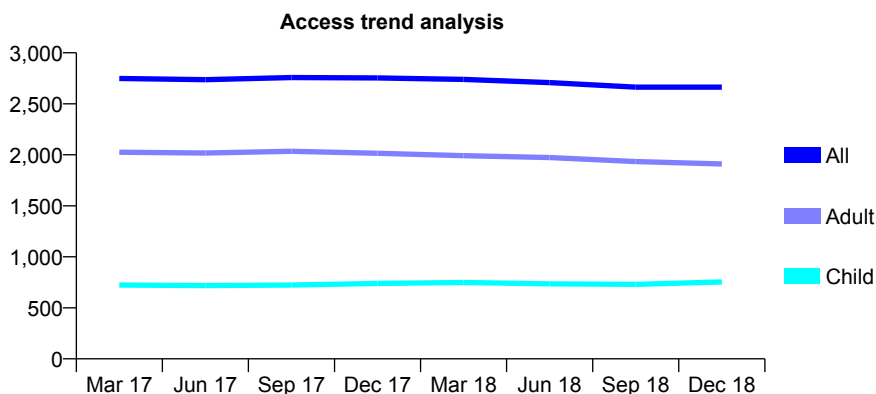
Q62 - Vital Signs At a Glance Contract Report for 942073/0001 - December 2018

Name or company name	MRS HK KALSI
Contract type name	GDS Contract
Purpose of contract	General
Contract start date	01/04/2006
Contract end date	

18/19 Contracted general activity (UDA)	6,347
Carry forward general activity (UDA)	-100
18/19 Contracted orthodontic activity (UOA)	0
Carry forward orthodontic activity (UOA)	0
Baseline contract value	£222,769.64

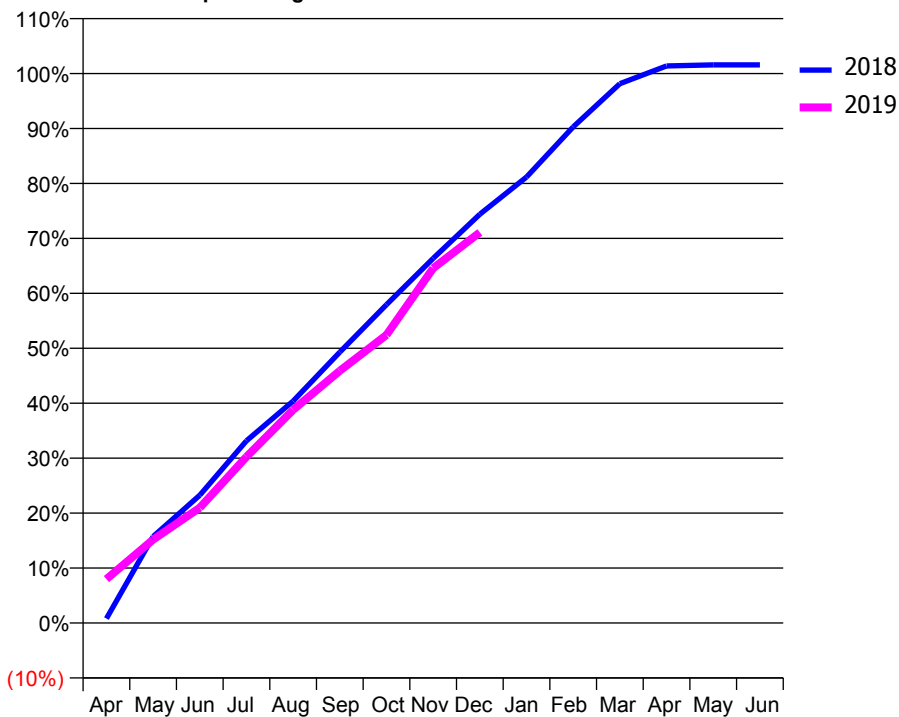
ACCESS*

Patients seen in 24 months	Total	Change since previous quarter
Quarter ending December 2017	2,754	
Quarter ending March 2018	2,739	→
Quarter ending June 2018	2,708	↓
Quarter ending September 2018	2,664	↓
Quarter ending December 2018	2,663	→
Variance since December 2017	(3.3%)	↓



ACTIVITY

Cumulative percentage of contracted UDA delivered 2018 & 2019



Month	Adjusted Scheduled Activity (UDA)	
	2018	2019
April	51	507
May	999	963
June	1,476	1,331
July	2,105	1,920
August	2,564	2,461
September	3,129	2,913
October	3,678	3,328
November	4,211	4,098
December	4,722	4,512
January	5,152	
February	5,731	
March	6,230	
April	6,435	
May	6,447	
June	6,447	

QUALITY

	Quantity	Base Number	Contract	AT	Region	England
% of FP17s for the same patient ID Re-attending within 3 months - Children	43	709	6.1%	10.2%	11.8%	11.8%
% of FP17s for the same patient ID Re-attending within 3 months - Adults	204	1,724	11.8%	15.7%	16.7%	15.6%
% of FP17s for the same patient ID Re-attending between 3 & 9 months - Children	353	709	49.8%	48.3%	48.6%	58.8%
% of FP17s for the same patient ID Re-attending between 3 & 9 months - Adults	883	1,724	51.2%	38.5%	39.1%	51.0%
% of FP17s for Band 1 Urgent Courses	181	2,343	7.7%	11.0%	10.6%	9.0%
% of FP17s Relating to Free Repair or Replacements	24	2,343	1.0%	0.5%	0.5%	0.8%
% of FP17s Relating to Continuations	8	2,343	0.3%	0.5%	0.7%	0.9%
% of Patients satisfied with the dentistry they have received	3	3	N/A	87.7%	90.2%	93.2%
% of Patients satisfied with the time they had to wait for an appointment	3	3	N/A	85.7%	85.0%	88.3%

* This is based on patients treated on this contract for their most recent course of treatment. Figures in italics indicate the base number of FP17s or Patient Questionnaire responses are less than 100. N/A is shown where the base number of responses is less than 10 during the period. % is calculated as Quantity/Base number*100

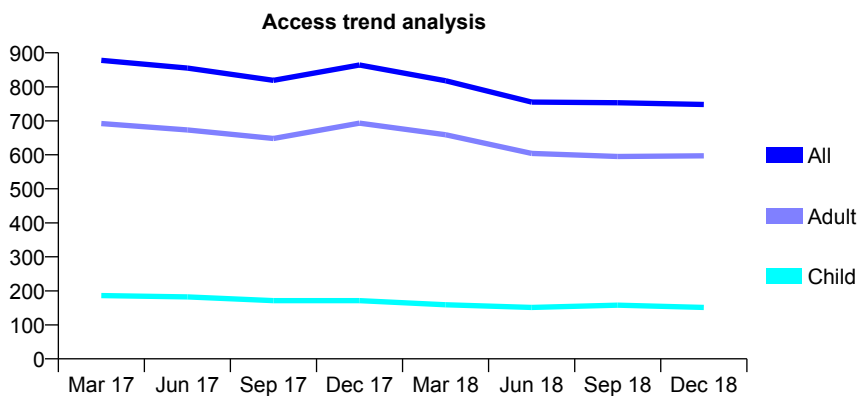
Q62 - Vital Signs At a Glance Contract Report for 943916/0001 - December 2018

Name or company name	MR DN LI TAI LEONG
Contract type name	GDS Contract
Purpose of contract	General
Contract start date	04/07/2006
Contract end date	

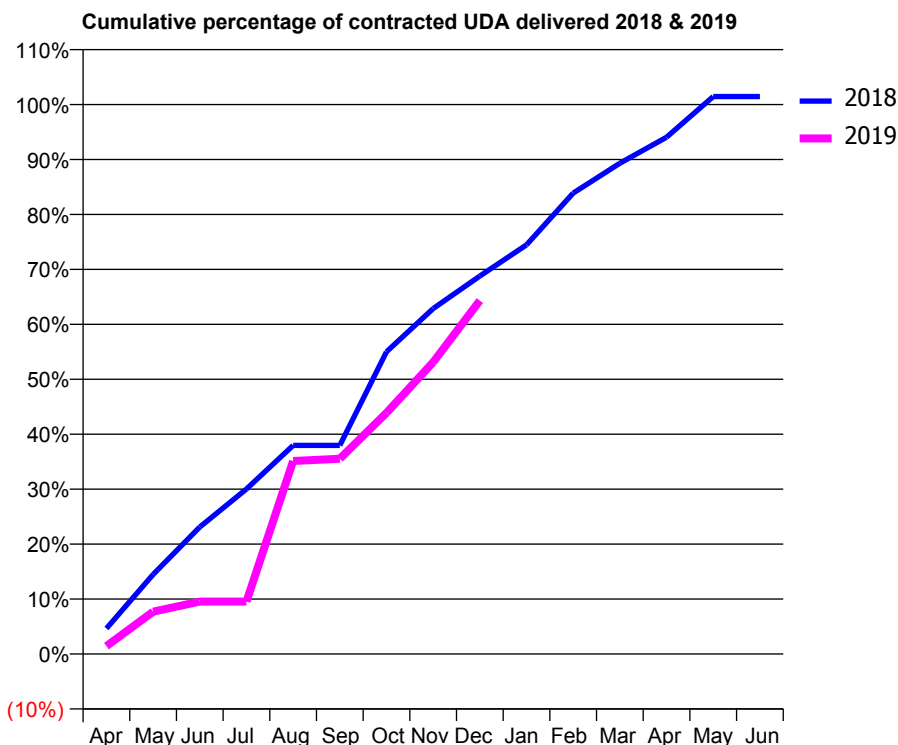
18/19 Contracted general activity (UDA)	7,406
Carry forward general activity (UDA)	-107
18/19 Contracted orthodontic activity (UOA)	0
Carry forward orthodontic activity (UOA)	0
Baseline contract value	£243,250.11

ACCESS*

Patients seen in 24 months	Total	Change since previous quarter
Quarter ending December 2017	864	
Quarter ending March 2018	818	↓
Quarter ending June 2018	755	↓
Quarter ending September 2018	753	→
Quarter ending December 2018	748	→
Variance since December 2017	(13.4%)	↓



ACTIVITY



Month	Adjusted Scheduled Activity (UDA)	
	2018	2019
April	345	107
May	1,072	571
June	1,712	708
July	2,224	708
August	2,812	2,602
September	2,812	2,632
October	4,074	3,250
November	4,656	3,933
December	5,095	4,763
January	5,515	
February	6,212	
March	6,614	
April	6,965	
May	7,513	
June	7,513	

QUALITY

	Quantity	Base Number	Contract	AT	Region	England
% of FP17s for the same patient ID Re-attending within 3 months - Children	1	104	1.0%	10.2%	11.8%	11.8%
% of FP17s for the same patient ID Re-attending within 3 months - Adults	4	523	0.8%	15.7%	16.7%	15.6%
% of FP17s for the same patient ID Re-attending between 3 & 9 months - Children	28	104	26.9%	48.3%	48.6%	58.8%
% of FP17s for the same patient ID Re-attending between 3 & 9 months - Adults	307	523	58.7%	38.5%	39.1%	51.0%
% of FP17s for Band 1 Urgent Courses	0	540	0.0%	11.0%	10.6%	9.0%
% of FP17s Relating to Free Repair or Replacements	0	540	0.0%	0.5%	0.5%	0.8%
% of FP17s Relating to Continuations	0	540	0.0%	0.5%	0.7%	0.9%
% of Patients satisfied with the dentistry they have received	0	0	N/A	87.7%	90.2%	93.2%
% of Patients satisfied with the time they had to wait for an appointment	0	0	N/A	85.7%	85.0%	88.3%

* This is based on patients treated on this contract for their most recent course of treatment. Figures in italics indicate the base number of FP17s or Patient Questionnaire responses are less than 100. N/A is shown where the base number of responses is less than 10 during the period. % is calculated as Quantity/Base number*100

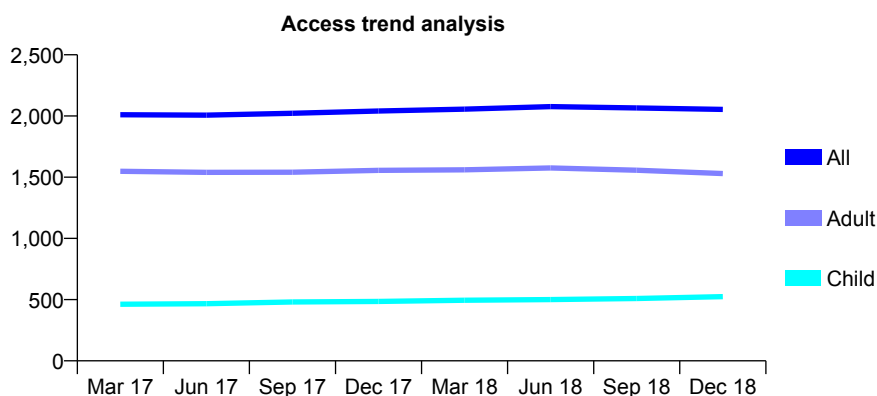
Q62 - Vital Signs At a Glance Contract Report for 944408/0001 - December 2018

Name or company name	MR A JESSA
Contract type name	GDS Contract
Purpose of contract	General
Contract start date	01/04/2006
Contract end date	

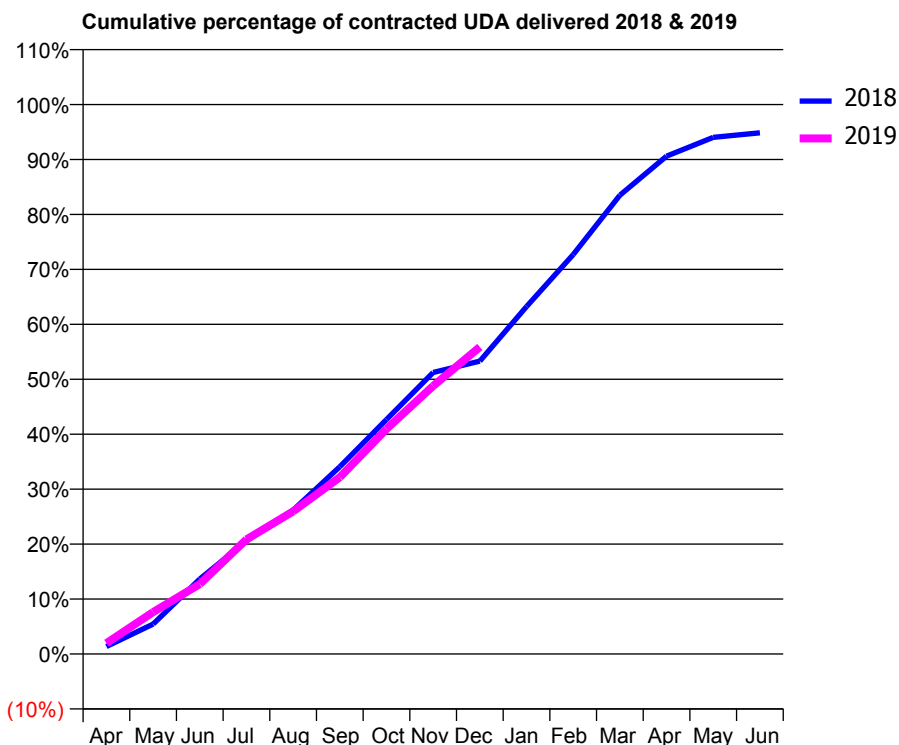
18/19 Contracted general activity (UDA)	7,897
Carry forward general activity (UDA)	0
18/19 Contracted orthodontic activity (UOA)	0
Carry forward orthodontic activity (UOA)	0
Baseline contract value	£239,908.70

ACCESS*

Patients seen in 24 months	Total	Change since previous quarter
Quarter ending December 2017	2,041	
Quarter ending March 2018	2,056	→
Quarter ending June 2018	2,077	→
Quarter ending September 2018	2,066	→
Quarter ending December 2018	2,054	→
Variance since December 2017	0.6%	→



ACTIVITY



Month	Adjusted Scheduled Activity (UDA)	
	2018	2019
April	108	156
May	430	602
June	1,078	1,004
July	1,625	1,648
August	2,069	2,049
September	2,691	2,540
October	3,371	3,234
November	4,046	3,853
December	4,209	4,412
January	4,994	
February	5,740	
March	6,592	
April	7,155	
May	7,425	
June	7,491	

QUALITY

	Quantity	Base Number	Contract	AT	Region	England
% of FP17s for the same patient ID Re-attending within 3 months - Children	42	426	9.9%	10.2%	11.8%	11.8%
% of FP17s for the same patient ID Re-attending within 3 months - Adults	173	1,202	14.4%	15.7%	16.7%	15.6%
% of FP17s for the same patient ID Re-attending between 3 & 9 months - Children	191	426	44.8%	48.3%	48.6%	58.8%
% of FP17s for the same patient ID Re-attending between 3 & 9 months - Adults	429	1,202	35.7%	38.5%	39.1%	51.0%
% of FP17s for Band 1 Urgent Courses	148	1,475	10.0%	11.0%	10.6%	9.0%
% of FP17s Relating to Free Repair or Replacements	5	1,475	0.3%	0.5%	0.5%	0.8%
% of FP17s Relating to Continuations	4	1,475	0.3%	0.5%	0.7%	0.9%
% of Patients satisfied with the dentistry they have received	0	0	N/A	87.7%	90.2%	93.2%
% of Patients satisfied with the time they had to wait for an appointment	0	0	N/A	85.7%	85.0%	88.3%

* This is based on patients treated on this contract for their most recent course of treatment. Figures in italics indicate the base number of FP17s or Patient Questionnaire responses are less than 100. N/A is shown where the base number of responses is less than 10 during the period. % is calculated as Quantity/Base number*100

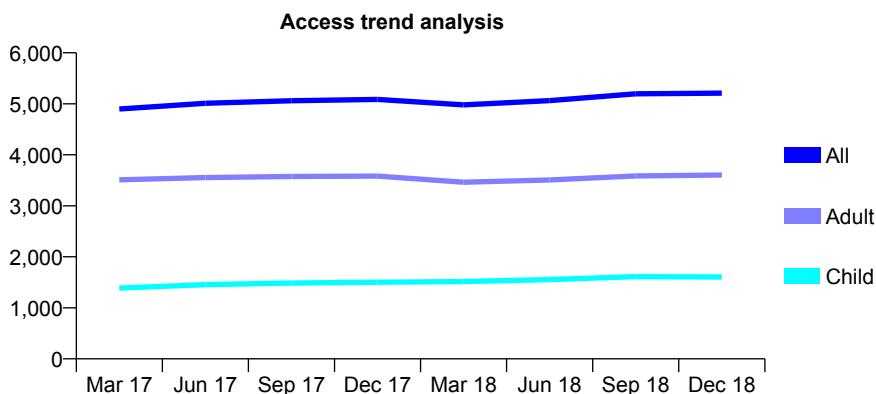
Q62 - Vital Signs At a Glance Contract Report for 944408/0003 - December 2018

Name or company name	MR A JESSA
Contract type name	GDS Contract
Purpose of contract	General
Contract start date	01/04/2011
Contract end date	

18/19 Contracted general activity (UDA)	18,263
Carry forward general activity (UDA)	-192
18/19 Contracted orthodontic activity (UOA)	0
Carry forward orthodontic activity (UOA)	0
Baseline contract value	£530,658.19

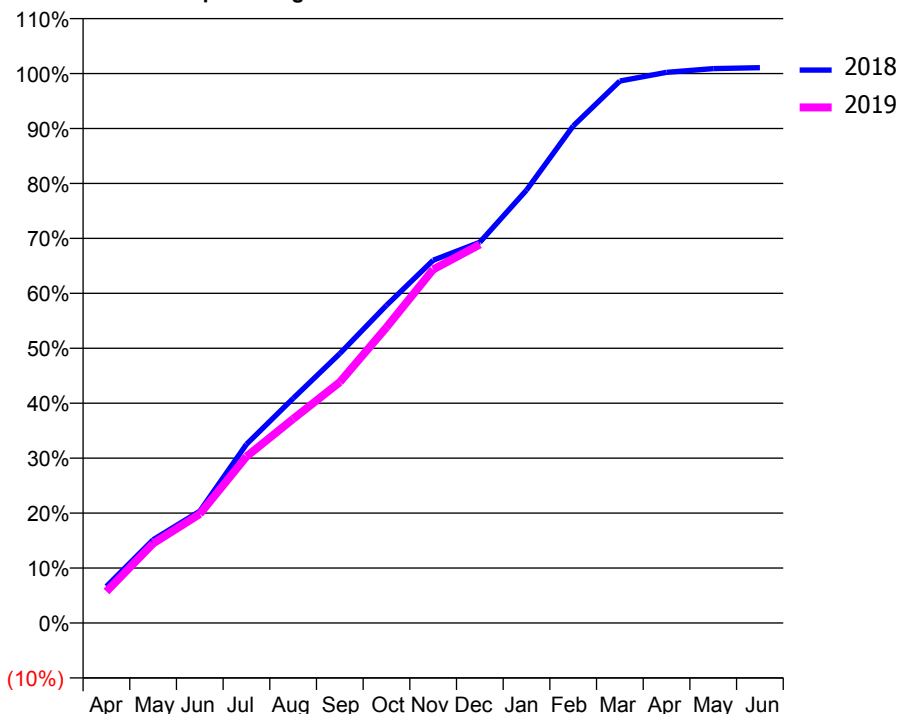
ACCESS*

Patients seen in 24 months	Total	Change since previous quarter
Quarter ending December 2017	5,085	
Quarter ending March 2018	4,978	↓
Quarter ending June 2018	5,062	→
Quarter ending September 2018	5,197	↑
Quarter ending December 2018	5,209	→
Variance since December 2017	2.4%	↑



ACTIVITY

Cumulative percentage of contracted UDA delivered 2018 & 2019



Month	Adjusted Scheduled Activity (UDA)	
	2018	2019
April	1,216	1,050
May	2,766	2,645
June	3,715	3,623
July	5,939	5,533
August	7,468	6,783
September	8,955	8,008
October	10,557	9,830
November	12,057	11,749
December	12,653	12,582
January	14,390	
February	16,520	
March	18,014	
April	18,303	
May	18,426	
June	18,455	

QUALITY

	Quantity	Base Number	Contract	AT	Region	England
% of FP17s for the same patient ID Re-attending within 3 months - Children	100	1,613	6.2%	10.2%	11.8%	11.8%
% of FP17s for the same patient ID Re-attending within 3 months - Adults	277	2,803	9.9%	15.7%	16.7%	15.6%
% of FP17s for the same patient ID Re-attending between 3 & 9 months - Children	708	1,613	43.9%	48.3%	48.6%	58.8%
% of FP17s for the same patient ID Re-attending between 3 & 9 months - Adults	901	2,803	32.1%	38.5%	39.1%	51.0%
% of FP17s for Band 1 Urgent Courses	268	4,209	6.4%	11.0%	10.6%	9.0%
% of FP17s Relating to Free Repair or Replacements	47	4,209	1.1%	0.5%	0.5%	0.8%
% of FP17s Relating to Continuations	27	4,209	0.6%	0.5%	0.7%	0.9%
% of Patients satisfied with the dentistry they have received	2	2	N/A	87.7%	90.2%	93.2%
% of Patients satisfied with the time they had to wait for an appointment	2	2	N/A	85.7%	85.0%	88.3%

* This is based on patients treated on this contract for their most recent course of treatment. Figures in italics indicate the base number of FP17s or Patient Questionnaire responses are less than 100. N/A is shown where the base number of responses is less than 10 during the period. % is calculated as Quantity/Base number*100

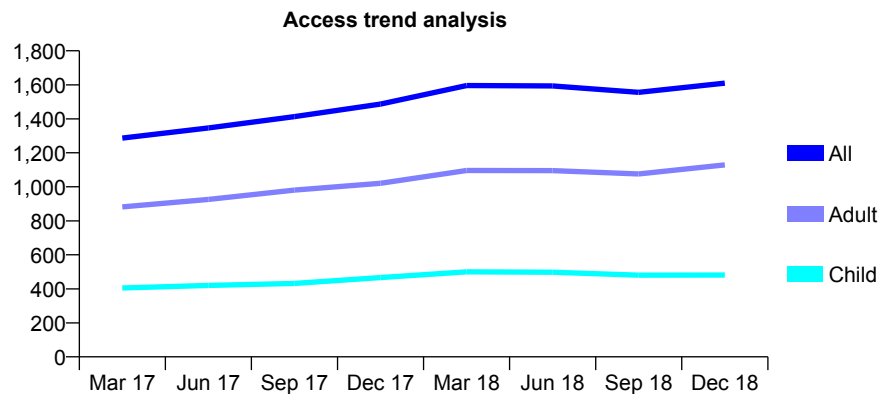
Q62 - Vital Signs At a Glance Contract Report for 944408/0005 - December 2018

Name or company name	MR A JESSA
Contract type name	GDS Contract
Purpose of contract	General
Contract start date	01/04/2015
Contract end date	

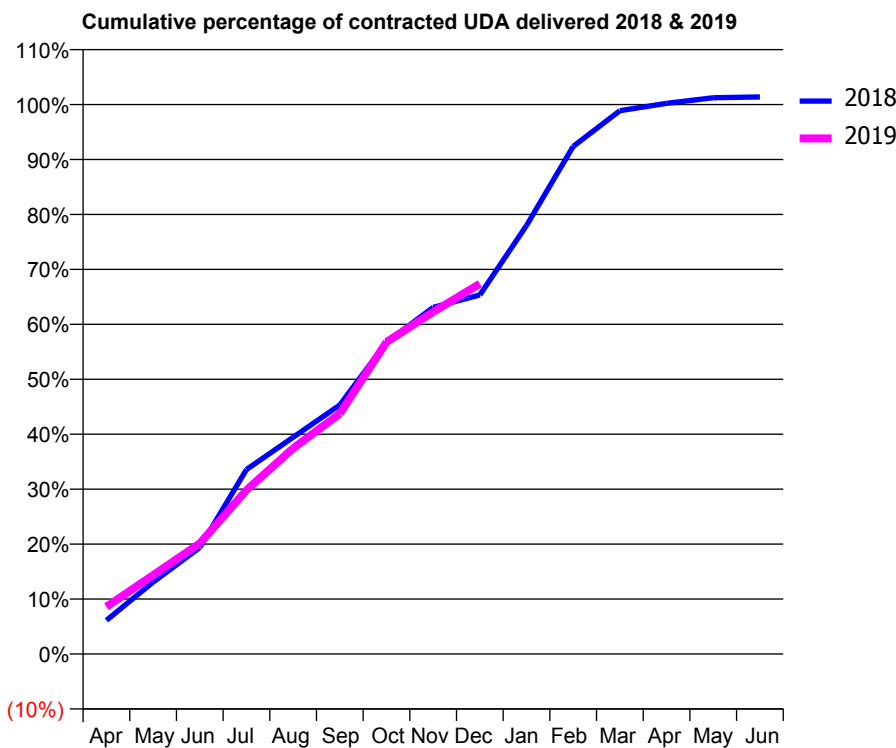
18/19 Contracted general activity (UDA)	5,000
Carry forward general activity (UDA)	-69
18/19 Contracted orthodontic activity (UOA)	0
Carry forward orthodontic activity (UOA)	0
Baseline contract value	£114,775.72

ACCESS*

Patients seen in 24 months	Total	Change since previous quarter
Quarter ending December 2017	1,487	
Quarter ending March 2018	1,596	↑
Quarter ending June 2018	1,593	→
Quarter ending September 2018	1,556	↓
Quarter ending December 2018	1,610	↑
Variance since December 2017	8.3%	↑



ACTIVITY



Month	Adjusted Scheduled Activity (UDA)	
	2018	2019
April	306	430
May	654	718
June	968	1,007
July	1,679	1,492
August	1,972	1,871
September	2,266	2,187
October	2,836	2,838
November	3,154	3,113
December	3,267	3,369
January	3,899	
February	4,619	
March	4,943	
April	5,011	
May	5,062	
June	5,069	

QUALITY

	Quantity	Base Number	Contract	AT	Region	England
% of FP17s for the same patient ID Re-attending within 3 months - Children	18	389	4.6%	10.2%	11.8%	11.8%
% of FP17s for the same patient ID Re-attending within 3 months - Adults	46	791	5.8%	15.7%	16.7%	15.6%
% of FP17s for the same patient ID Re-attending between 3 & 9 months - Children	129	389	33.2%	48.3%	48.6%	58.8%
% of FP17s for the same patient ID Re-attending between 3 & 9 months - Adults	176	791	22.3%	38.5%	39.1%	51.0%
% of FP17s for Band 1 Urgent Courses	56	1,132	4.9%	11.0%	10.6%	9.0%
% of FP17s Relating to Free Repair or Replacements	8	1,132	0.7%	0.5%	0.5%	0.8%
% of FP17s Relating to Continuations	4	1,132	0.4%	0.5%	0.7%	0.9%
% of Patients satisfied with the dentistry they have received	2	2	N/A	87.7%	90.2%	93.2%
% of Patients satisfied with the time they had to wait for an appointment	2	2	N/A	85.7%	85.0%	88.3%

* This is based on patients treated on this contract for their most recent course of treatment. Figures in italics indicate the base number of FP17s or Patient Questionnaire responses are less than 100. N/A is shown where the base number of responses is less than 10 during the period. % is calculated as Quantity/Base number*100

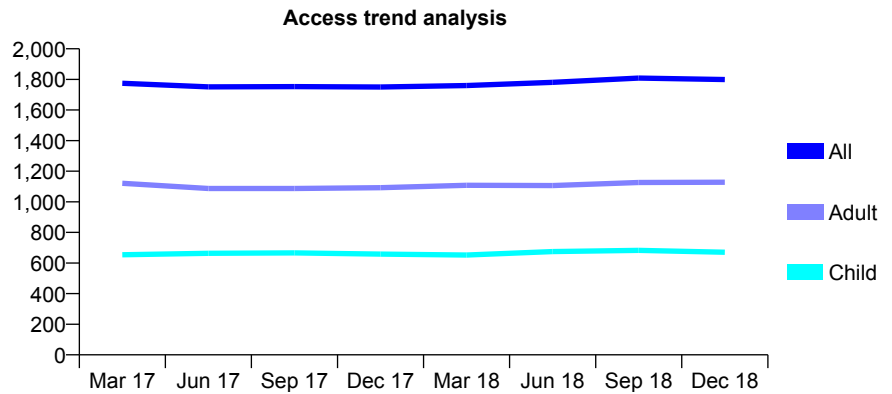
Q62 - Vital Signs At a Glance Contract Report for 949329/0001 - December 2018

Name or company name	MISS H KHALIQ
Contract type name	GDS Contract
Purpose of contract	General
Contract start date	01/04/2006
Contract end date	

18/19 Contracted general activity (UDA)	2,999
Carry forward general activity (UDA)	-1
18/19 Contracted orthodontic activity (UOA)	0
Carry forward orthodontic activity (UOA)	0
Baseline contract value	£84,599.45

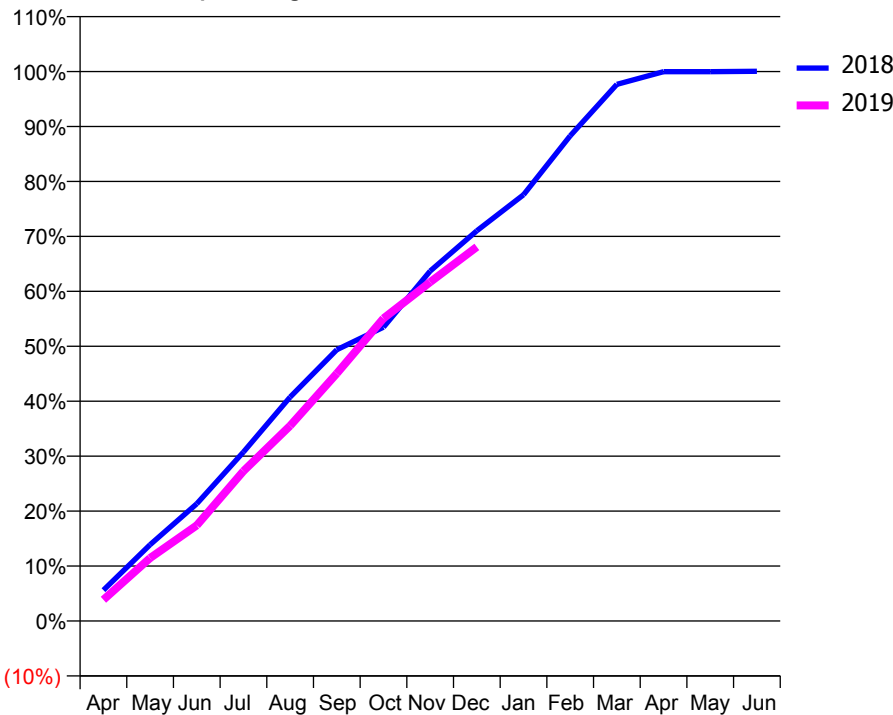
ACCESS*

Patients seen in 24 months	Total	Change since previous quarter
Quarter ending December 2017	1,750	
Quarter ending March 2018	1,760	→
Quarter ending June 2018	1,781	→
Quarter ending September 2018	1,809	→
Quarter ending December 2018	1,799	→
Variance since December 2017	2.8%	↑



ACTIVITY

Cumulative percentage of contracted UDA delivered 2018 & 2019



Adjusted Scheduled Activity (UDA)		
Month	2018	2019
April	168	116
May	417	344
June	640	522
July	923	818
August	1,222	1,066
September	1,481	1,351
October	1,604	1,652
November	1,910	1,850
December	2,130	2,042
January	2,326	
February	2,648	
March	2,929	
April	2,998	
May	2,998	
June	3,000	

QUALITY

	Quantity	Base Number	Contract	AT	Region	England
% of FP17s for the same patient ID Re-attending within 3 months - Children	20	694	2.9%	10.2%	11.8%	11.8%
% of FP17s for the same patient ID Re-attending within 3 months - Adults	42	852	4.9%	15.7%	16.7%	15.6%
% of FP17s for the same patient ID Re-attending between 3 & 9 months - Children	375	694	54.0%	48.3%	48.6%	58.8%
% of FP17s for the same patient ID Re-attending between 3 & 9 months - Adults	362	852	42.5%	38.5%	39.1%	51.0%
% of FP17s for Band 1 Urgent Courses	44	1,496	2.9%	11.0%	10.6%	9.0%
% of FP17s Relating to Free Repair or Replacements	0	1,496	0.0%	0.5%	0.5%	0.8%
% of FP17s Relating to Continuations	4	1,496	0.3%	0.5%	0.7%	0.9%
% of Patients satisfied with the dentistry they have received	1	1	N/A	87.7%	90.2%	93.2%
% of Patients satisfied with the time they had to wait for an appointment	1	1	N/A	85.7%	85.0%	88.3%

* This is based on patients treated on this contract for their most recent course of treatment. Figures in italics indicate the base number of FP17s or Patient Questionnaire responses are less than 100. N/A is shown where the base number of responses is less than 10 during the period. % is calculated as Quantity/Base number*100

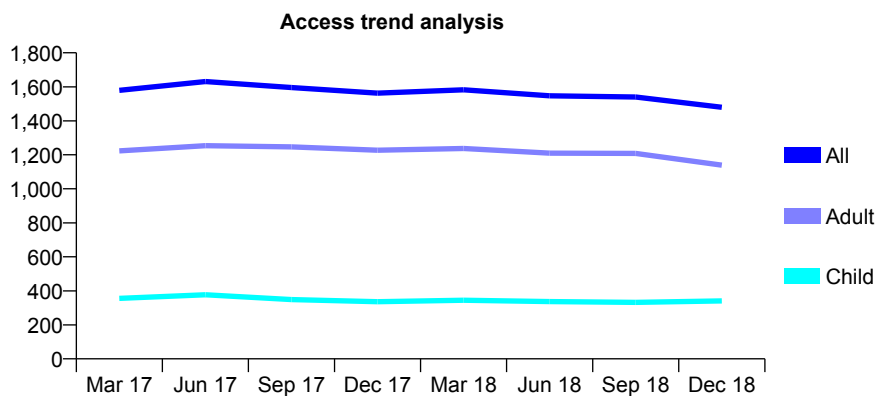
Q62 - Vital Signs At a Glance Contract Report for 951196/0001 - December 2018

Name or company name	Cornerstone Dental Practice
Contract type name	GDS Contract
Purpose of contract	General
Contract start date	01/04/2006
Contract end date	

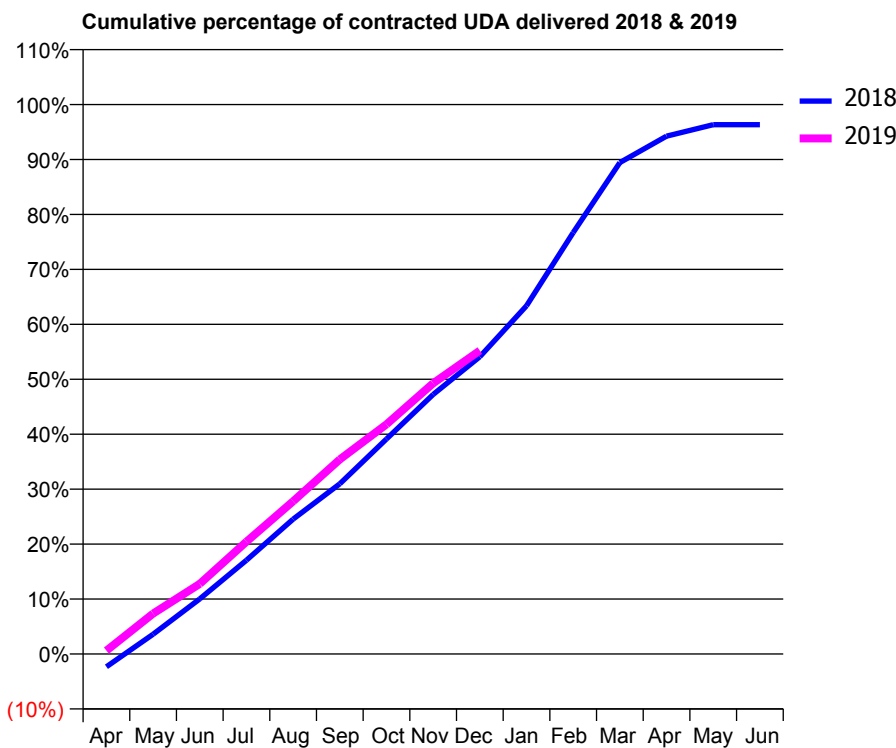
18/19 Contracted general activity (UDA)	6,243
Carry forward general activity (UDA)	229
18/19 Contracted orthodontic activity (UOA)	0
Carry forward orthodontic activity (UOA)	0
Baseline contract value	£200,894.35

ACCESS*

Patients seen in 24 months	Total	Change since previous quarter
Quarter ending December 2017	1,563	
Quarter ending March 2018	1,582	→
Quarter ending June 2018	1,547	↓
Quarter ending September 2018	1,540	→
Quarter ending December 2018	1,480	↓
Variance since December 2017	(5.3%)	↓



ACTIVITY



Month	Adjusted Scheduled Activity (UDA)	
	2018	2019
April	-146	38
May	224	460
June	626	798
July	1,065	1,276
August	1,532	1,735
September	1,934	2,211
October	2,442	2,609
November	2,948	3,077
December	3,377	3,447
January	3,957	
February	4,788	
March	5,583	
April	5,883	
May	6,014	
June	6,014	

QUALITY

	Quantity	Base Number	Contract	AT	Region	England
% of FP17s for the same patient ID Re-attending within 3 months - Children	11	280	3.9%	10.2%	11.8%	11.8%
% of FP17s for the same patient ID Re-attending within 3 months - Adults	110	912	12.1%	15.7%	16.7%	15.6%
% of FP17s for the same patient ID Re-attending between 3 & 9 months - Children	119	280	42.5%	48.3%	48.6%	58.8%
% of FP17s for the same patient ID Re-attending between 3 & 9 months - Adults	356	912	39.0%	38.5%	39.1%	51.0%
% of FP17s for Band 1 Urgent Courses	28	1,090	2.6%	11.0%	10.6%	9.0%
% of FP17s Relating to Free Repair or Replacements	0	1,090	0.0%	0.5%	0.5%	0.8%
% of FP17s Relating to Continuations	0	1,090	0.0%	0.5%	0.7%	0.9%
% of Patients satisfied with the dentistry they have received	0	0	N/A	87.7%	90.2%	93.2%
% of Patients satisfied with the time they had to wait for an appointment	0	0	N/A	85.7%	85.0%	88.3%

* This is based on patients treated on this contract for their most recent course of treatment. Figures in italics indicate the base number of FP17s or Patient Questionnaire responses are less than 100. N/A is shown where the base number of responses is less than 10 during the period. % is calculated as Quantity/Base number*100

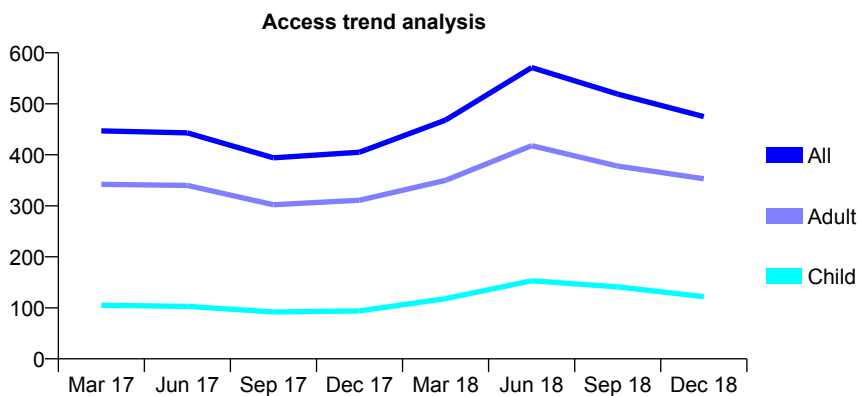
Q62 - Vital Signs At a Glance Contract Report for 960837/0003 - December 2018

Name or company name	MISS A VAZIR
Contract type name	GDS Contract
Purpose of contract	General
Contract start date	01/05/2013
Contract end date	

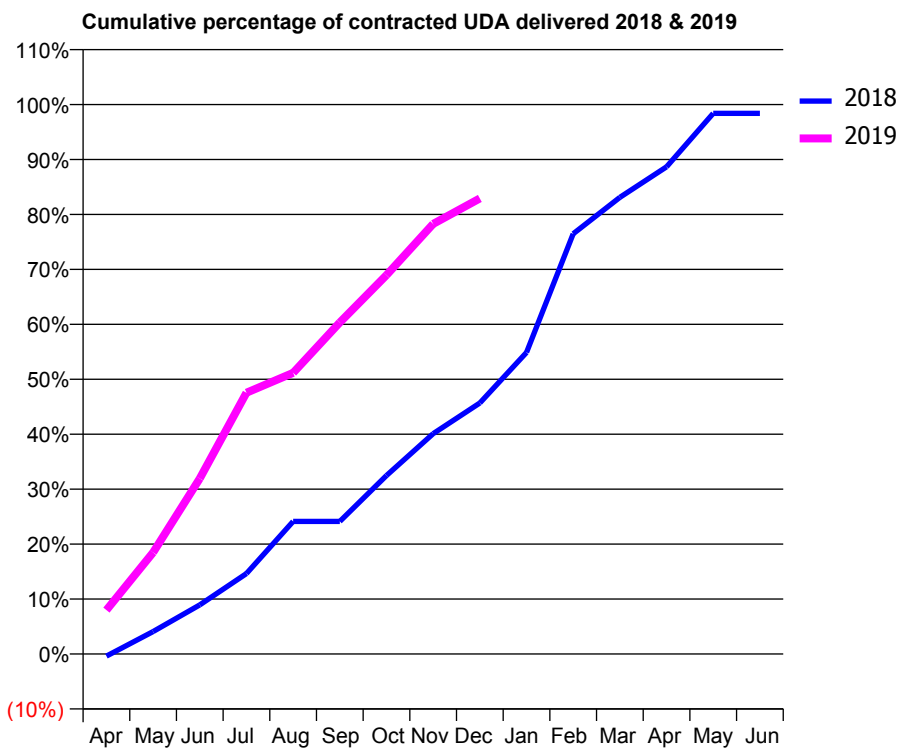
18/19 Contracted general activity (UDA)	2,000
Carry forward general activity (UDA)	32
18/19 Contracted orthodontic activity (UOA)	0
Carry forward orthodontic activity (UOA)	0
Baseline contract value	£54,436.48

ACCESS*

Patients seen in 24 months	Total	Change since previous quarter
Quarter ending December 2017	405	
Quarter ending March 2018	468	↑
Quarter ending June 2018	571	↑
Quarter ending September 2018	519	↓
Quarter ending December 2018	475	↓
Variance since December 2017	17.3%	↑



ACTIVITY



Month	Adjusted Scheduled Activity (UDA)	
	2018	2019
April	-8	160
May	82	369
June	179	639
July	293	951
August	483	1,023
September	483	1,207
October	650	1,379
November	802	1,566
December	914	1,658
January	1,098	
February	1,529	
March	1,662	
April	1,773	
May	1,968	
June	1,968	

QUALITY

	Quantity	Base Number	Contract	AT	Region	England
% of FP17s for the same patient ID Re-attending within 3 months - Children	10	137	7.3%	10.2%	11.8%	11.8%
% of FP17s for the same patient ID Re-attending within 3 months - Adults	24	331	7.3%	15.7%	16.7%	15.6%
% of FP17s for the same patient ID Re-attending between 3 & 9 months - Children	32	137	23.4%	48.3%	48.6%	58.8%
% of FP17s for the same patient ID Re-attending between 3 & 9 months - Adults	50	331	15.1%	38.5%	39.1%	51.0%
% of FP17s for Band 1 Urgent Courses	31	416	7.5%	11.0%	10.6%	9.0%
% of FP17s Relating to Free Repair or Replacements	0	416	0.0%	0.5%	0.5%	0.8%
% of FP17s Relating to Continuations	1	416	0.2%	0.5%	0.7%	0.9%
% of Patients satisfied with the dentistry they have received	0	0	N/A	87.7%	90.2%	93.2%
% of Patients satisfied with the time they had to wait for an appointment	0	0	N/A	85.7%	85.0%	88.3%

* This is based on patients treated on this contract for their most recent course of treatment. Figures in italics indicate the base number of FP17s or Patient Questionnaire responses are less than 100. N/A is shown where the base number of responses is less than 10 during the period. % is calculated as Quantity/Base number*100

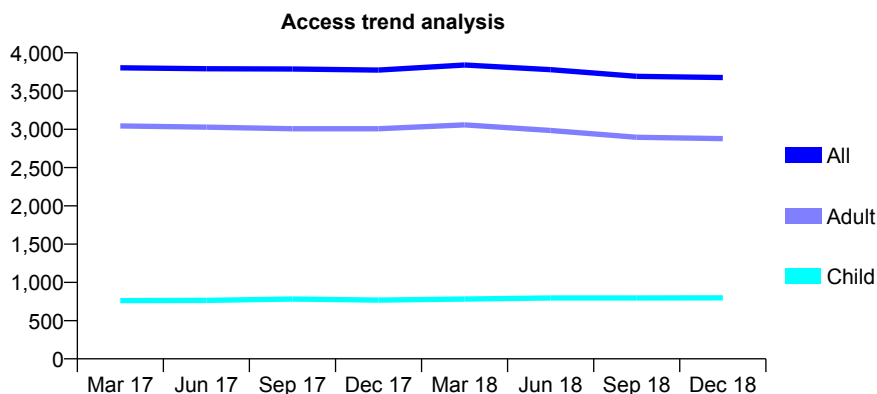
Q62 - Vital Signs At a Glance Contract Report for 961256/0001 - December 2018

Name or company name	Archna Patel and Rajesh Kylahsum
Contract type name	GDS Contract
Purpose of contract	General
Contract start date	01/01/2012
Contract end date	

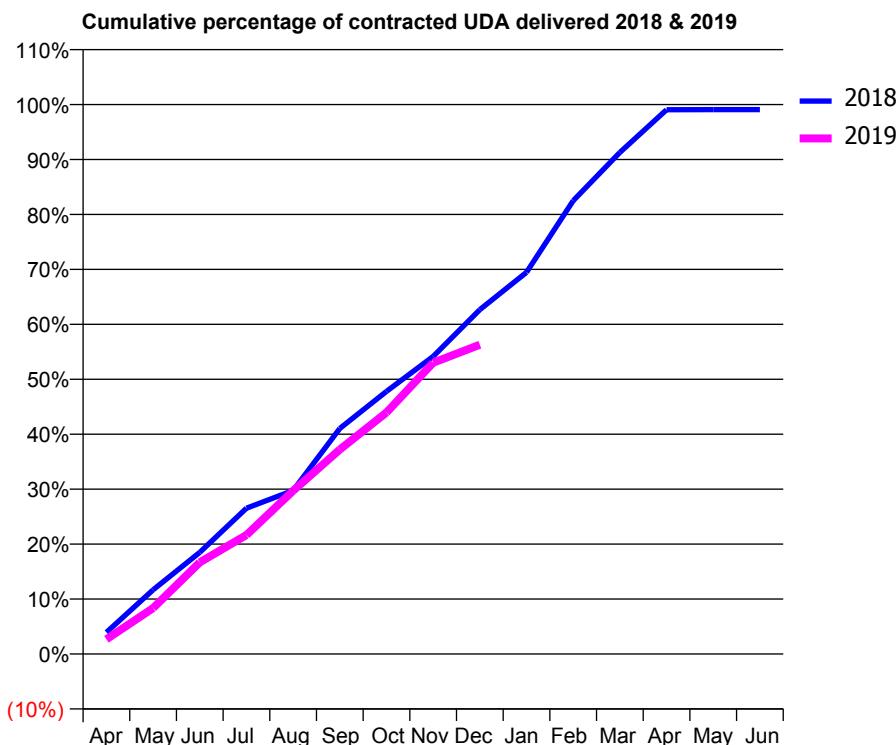
18/19 Contracted general activity (UDA)	9,749
Carry forward general activity (UDA)	90
18/19 Contracted orthodontic activity (UOA)	0
Carry forward orthodontic activity (UOA)	0
Baseline contract value	£278,860.62

ACCESS*

Patients seen in 24 months	Total	Change since previous quarter
Quarter ending December 2017	3,775	
Quarter ending March 2018	3,840	→
Quarter ending June 2018	3,780	↓
Quarter ending September 2018	3,692	↓
Quarter ending December 2018	3,676	→
Variance since December 2017	(2.6%)	↓



ACTIVITY



Month	Adjusted Scheduled Activity (UDA)	
	2018	2019
April	386	263
May	1,140	814
June	1,804	1,626
July	2,587	2,113
August	2,901	2,897
September	4,003	3,628
October	4,659	4,285
November	5,279	5,168
December	6,109	5,488
January	6,771	
February	8,043	
March	8,900	
April	9,655	
May	9,659	
June	9,659	

QUALITY

	Quantity	Base Number	Contract	AT	Region	England
% of FP17s for the same patient ID Re-attending within 3 months - Children	64	823	7.8%	10.2%	11.8%	11.8%
% of FP17s for the same patient ID Re-attending within 3 months - Adults	330	2,388	13.8%	15.7%	16.7%	15.6%
% of FP17s for the same patient ID Re-attending between 3 & 9 months - Children	484	823	58.8%	48.3%	48.6%	58.8%
% of FP17s for the same patient ID Re-attending between 3 & 9 months - Adults	1,209	2,388	50.6%	38.5%	39.1%	51.0%
% of FP17s for Band 1 Urgent Courses	186	2,651	7.0%	11.0%	10.6%	9.0%
% of FP17s Relating to Free Repair or Replacements	9	2,651	0.3%	0.5%	0.5%	0.8%
% of FP17s Relating to Continuations	10	2,651	0.4%	0.5%	0.7%	0.9%
% of Patients satisfied with the dentistry they have received	0	0	N/A	87.7%	90.2%	93.2%
% of Patients satisfied with the time they had to wait for an appointment	0	0	N/A	85.7%	85.0%	88.3%

* This is based on patients treated on this contract for their most recent course of treatment. Figures in italics indicate the base number of FP17s or Patient Questionnaire responses are less than 100. N/A is shown where the base number of responses is less than 10 during the period. % is calculated as Quantity/Base number*100

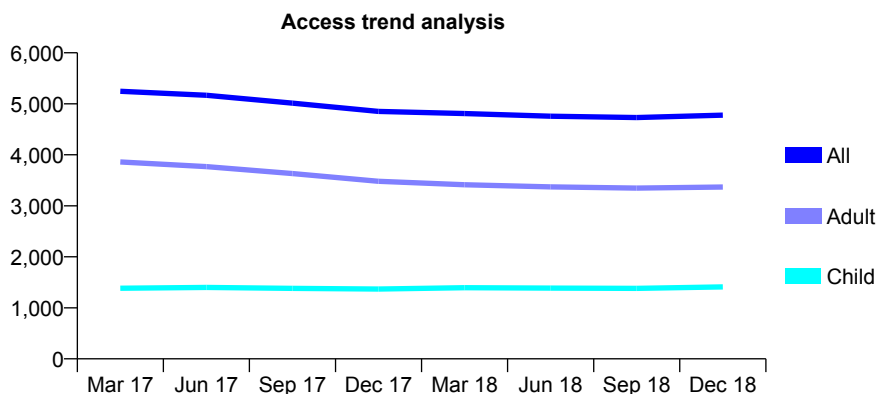
Q62 - Vital Signs At a Glance Contract Report for 963895/0001 - December 2018

Name or company name	MR SK MAKHIJANI
Contract type name	GDS Contract
Purpose of contract	General
Contract start date	01/04/2006
Contract end date	

18/19 Contracted general activity (UDA)	9,654
Carry forward general activity (UDA)	289
18/19 Contracted orthodontic activity (UOA)	0
Carry forward orthodontic activity (UOA)	0
Baseline contract value	£240,246.88

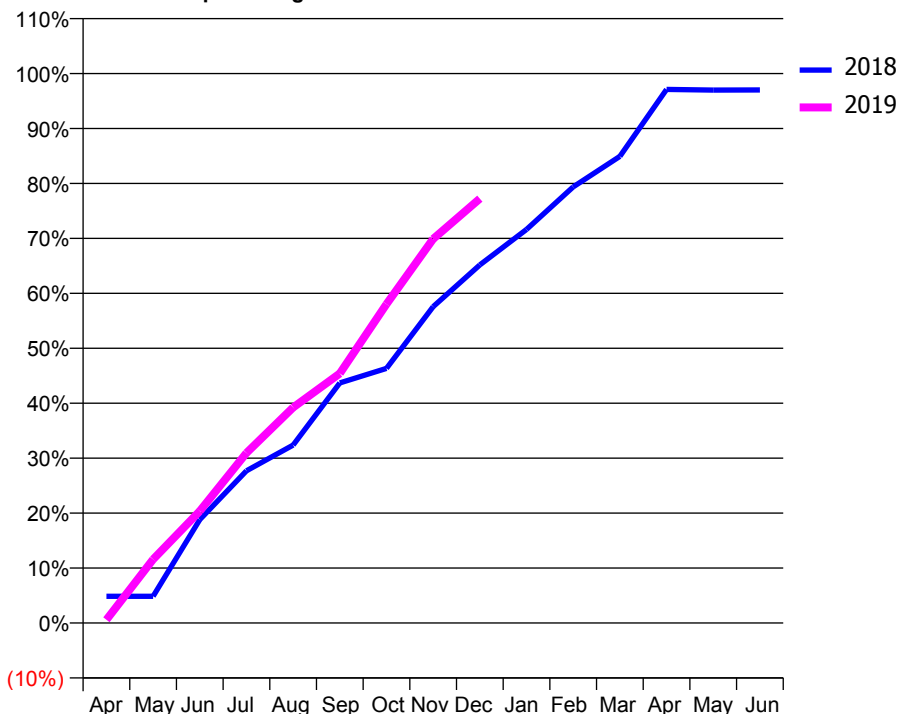
ACCESS*

Patients seen in 24 months	Total	Change since previous quarter
Quarter ending December 2017	4,850	
Quarter ending March 2018	4,809	→
Quarter ending June 2018	4,758	↓
Quarter ending September 2018	4,731	→
Quarter ending December 2018	4,778	→
Variance since December 2017	(1.5%)	↓



ACTIVITY

Cumulative percentage of contracted UDA delivered 2018 & 2019



Adjusted Scheduled Activity (UDA)		
Month	2018	2019
April	470	58
May	470	1,118
June	1,816	1,966
July	2,674	2,988
August	3,126	3,786
September	4,217	4,384
October	4,474	5,603
November	5,557	6,749
December	6,291	7,455
January	6,914	
February	7,663	
March	8,198	
April	9,374	
May	9,362	
June	9,365	

QUALITY

	Quantity	Base Number	Contract	AT	Region	England
% of FP17s for the same patient ID Re-attending within 3 months - Children	109	1,365	8.0%	10.2%	11.8%	11.8%
% of FP17s for the same patient ID Re-attending within 3 months - Adults	338	2,980	11.3%	15.7%	16.7%	15.6%
% of FP17s for the same patient ID Re-attending between 3 & 9 months - Children	474	1,365	34.7%	48.3%	48.6%	58.8%
% of FP17s for the same patient ID Re-attending between 3 & 9 months - Adults	1,156	2,980	38.8%	38.5%	39.1%	51.0%
% of FP17s for Band 1 Urgent Courses	337	3,824	8.8%	11.0%	10.6%	9.0%
% of FP17s Relating to Free Repair or Replacements	11	3,824	0.3%	0.5%	0.5%	0.8%
% of FP17s Relating to Continuations	11	3,824	0.3%	0.5%	0.7%	0.9%
% of Patients satisfied with the dentistry they have received	1	1	N/A	87.7%	90.2%	93.2%
% of Patients satisfied with the time they had to wait for an appointment	1	1	N/A	85.7%	85.0%	88.3%

* This is based on patients treated on this contract for their most recent course of treatment. Figures in italics indicate the base number of FP17s or Patient Questionnaire responses are less than 100. N/A is shown where the base number of responses is less than 10 during the period. % is calculated as Quantity/Base number*100

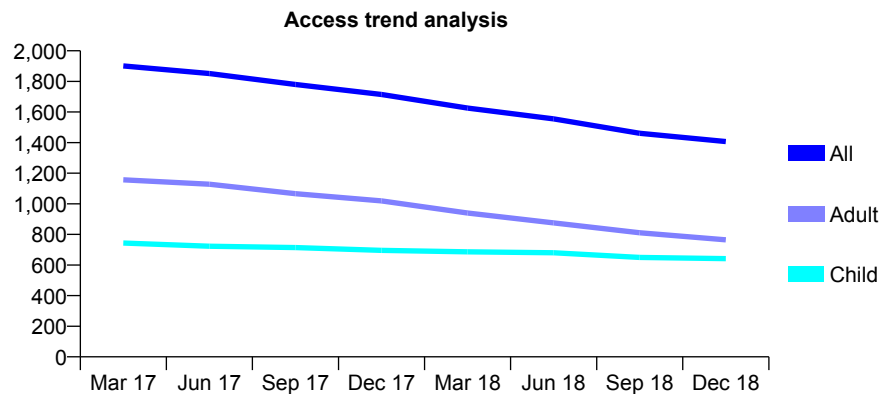
Q62 - Vital Signs At a Glance Contract Report for 967548/0001 - December 2018

Name or company name	Mr Ali J Abulhab
Contract type name	GDS Contract
Purpose of contract	General
Contract start date	01/12/2008
Contract end date	

18/19 Contracted general activity (UDA)	5,500
Carry forward general activity (UDA)	0
18/19 Contracted orthodontic activity (UOA)	0
Carry forward orthodontic activity (UOA)	0
Baseline contract value	£139,952.57

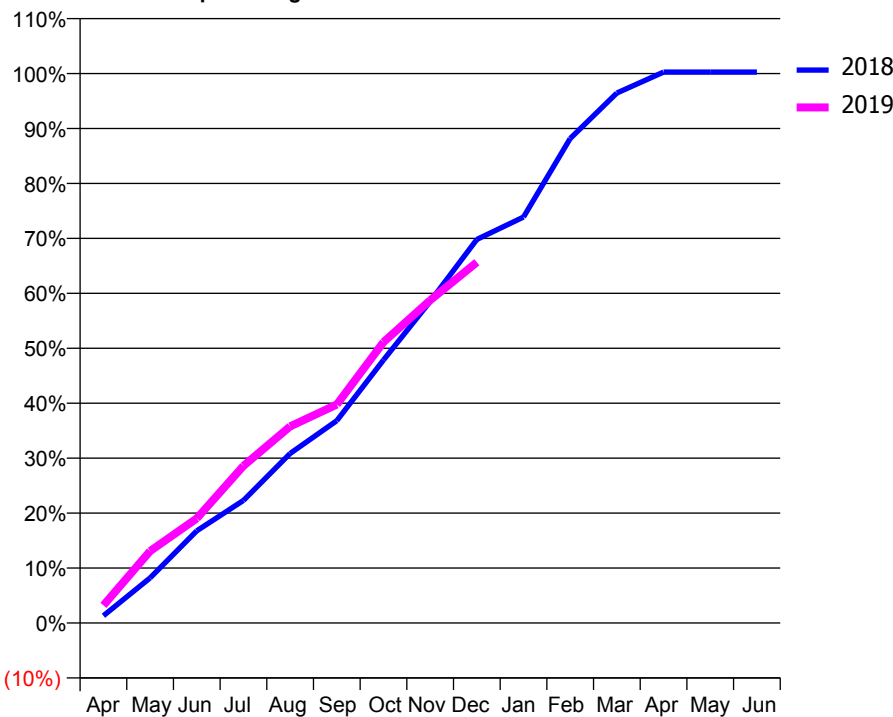
ACCESS*

Patients seen in 24 months	Total	Change since previous quarter
Quarter ending December 2017	1,715	
Quarter ending March 2018	1,626	↓
Quarter ending June 2018	1,555	↓
Quarter ending September 2018	1,461	↓
Quarter ending December 2018	1,407	↓
Variance since December 2017	(18.0%)	↓



ACTIVITY

Cumulative percentage of contracted UDA delivered 2018 & 2019



Month	Adjusted Scheduled Activity (UDA)	
	2018	2019
April	73	176
May	452	720
June	923	1,047
July	1,227	1,573
August	1,698	1,968
September	2,026	2,187
October	2,633	2,812
November	3,218	3,231
December	3,839	3,612
January	4,063	
February	4,850	
March	5,305	
April	5,514	
May	5,514	
June	5,514	

QUALITY

	Quantity	Base Number	Contract	AT	Region	England
% of FP17s for the same patient ID Re-attending within 3 months - Children	71	669	10.6%	10.2%	11.8%	11.8%
% of FP17s for the same patient ID Re-attending within 3 months - Adults	107	480	22.3%	15.7%	16.7%	15.6%
% of FP17s for the same patient ID Re-attending between 3 & 9 months - Children	352	669	52.6%	48.3%	48.6%	58.8%
% of FP17s for the same patient ID Re-attending between 3 & 9 months - Adults	148	480	30.8%	38.5%	39.1%	51.0%
% of FP17s for Band 1 Urgent Courses	58	1,091	5.3%	11.0%	10.6%	9.0%
% of FP17s Relating to Free Repair or Replacements	1	1,091	0.1%	0.5%	0.5%	0.8%
% of FP17s Relating to Continuations	0	1,091	0.0%	0.5%	0.7%	0.9%
% of Patients satisfied with the dentistry they have received	0	0	N/A	87.7%	90.2%	93.2%
% of Patients satisfied with the time they had to wait for an appointment	0	0	N/A	85.7%	85.0%	88.3%

* This is based on patients treated on this contract for their most recent course of treatment. Figures in italics indicate the base number of FP17s or Patient Questionnaire responses are less than 100. N/A is shown where the base number of responses is less than 10 during the period. % is calculated as Quantity/Base number*100

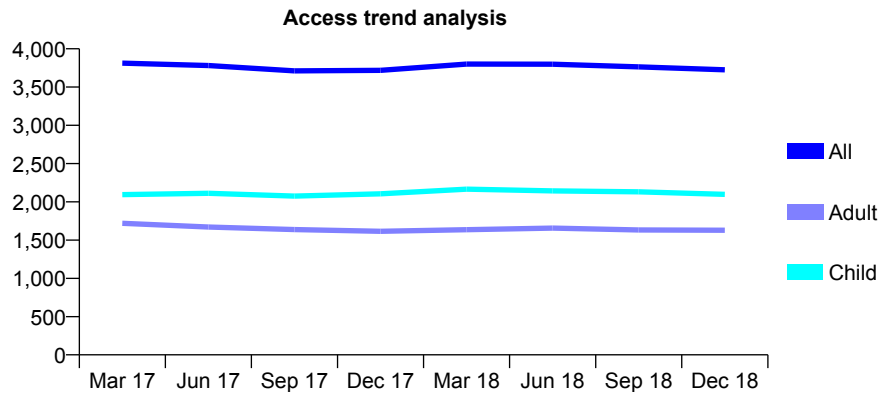
Q62 - Vital Signs At a Glance Contract Report for 979414/0003 - December 2018

Name or company name	MR SS GHALLEY
Contract type name	GDS Contract
Purpose of contract	General
Contract start date	01/04/2006
Contract end date	

18/19 Contracted general activity (UDA)	13,002
Carry forward general activity (UDA)	-159
18/19 Contracted orthodontic activity (UOA)	0
Carry forward orthodontic activity (UOA)	0
Baseline contract value	£435,600.35

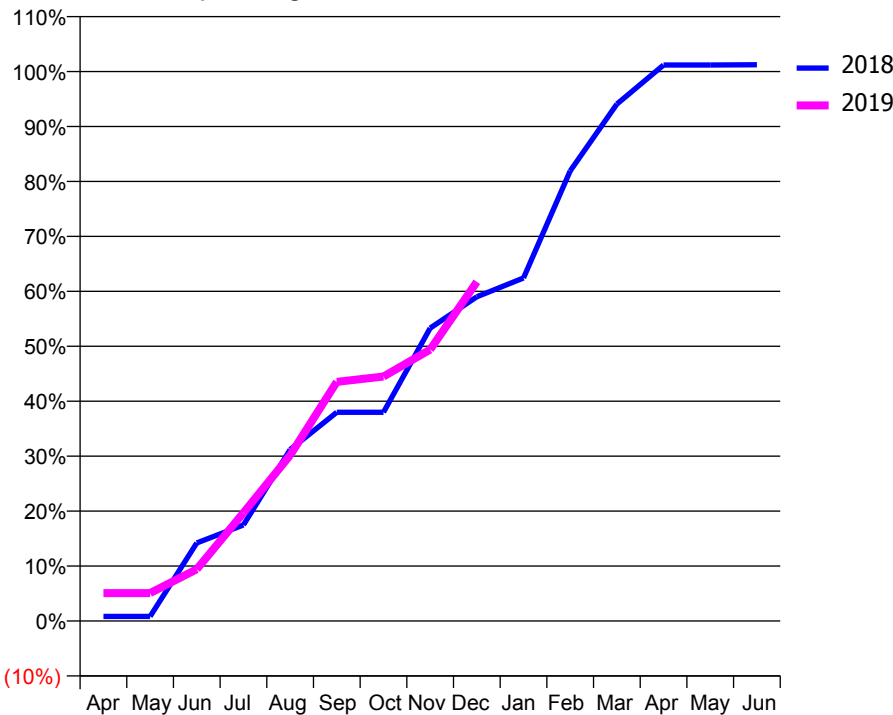
ACCESS*

Patients seen in 24 months	Total	Change since previous quarter
Quarter ending December 2017	3,719	
Quarter ending March 2018	3,800	↑
Quarter ending June 2018	3,799	→
Quarter ending September 2018	3,763	→
Quarter ending December 2018	3,725	↓
Variance since December 2017	0.2%	→



ACTIVITY

Cumulative percentage of contracted UDA delivered 2018 & 2019



Month	Adjusted Scheduled Activity (UDA)	
	2018	2019
April	110	661
May	110	661
June	1,847	1,225
July	2,272	2,561
August	4,055	3,922
September	4,940	5,660
October	4,940	5,786
November	6,929	6,421
December	7,673	8,025
January	8,118	
February	10,651	
March	12,230	
April	13,157	
May	13,157	
June	13,161	

QUALITY

	Quantity	Base Number	Contract	AT	Region	England
% of FP17s for the same patient ID Re-attending within 3 months - Children	134	1,755	7.6%	10.2%	11.8%	11.8%
% of FP17s for the same patient ID Re-attending within 3 months - Adults	236	1,349	17.5%	15.7%	16.7%	15.6%
% of FP17s for the same patient ID Re-attending between 3 & 9 months - Children	922	1,755	52.5%	48.3%	48.6%	58.8%
% of FP17s for the same patient ID Re-attending between 3 & 9 months - Adults	562	1,349	41.7%	38.5%	39.1%	51.0%
% of FP17s for Band 1 Urgent Courses	222	2,890	7.7%	11.0%	10.6%	9.0%
% of FP17s Relating to Free Repair or Replacements	2	2,890	0.1%	0.5%	0.5%	0.8%
% of FP17s Relating to Continuations	46	2,890	1.6%	0.5%	0.7%	0.9%
% of Patients satisfied with the dentistry they have received	0	1	N/A	87.7%	90.2%	93.2%
% of Patients satisfied with the time they had to wait for an appointment	0	1	N/A	85.7%	85.0%	88.3%

* This is based on patients treated on this contract for their most recent course of treatment. Figures in italics indicate the base number of FP17s or Patient Questionnaire responses are less than 100. N/A is shown where the base number of responses is less than 10 during the period. % is calculated as Quantity/Base number*100

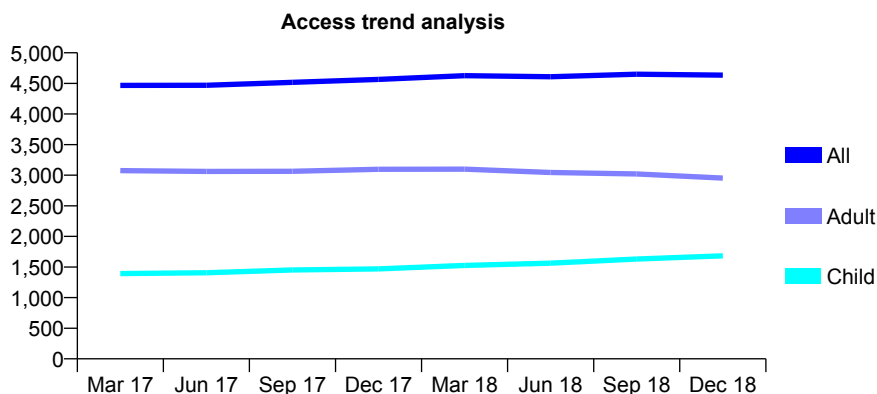
Q62 - Vital Signs At a Glance Contract Report for 979414/0005 - December 2018

Name or company name	Baljeet Singh Chawla
Contract type name	GDS Contract
Purpose of contract	General
Contract start date	01/05/2009
Contract end date	

18/19 Contracted general activity (UDA)	12,820
Carry forward general activity (UDA)	-255
18/19 Contracted orthodontic activity (UOA)	0
Carry forward orthodontic activity (UOA)	0
Baseline contract value	£359,786.90

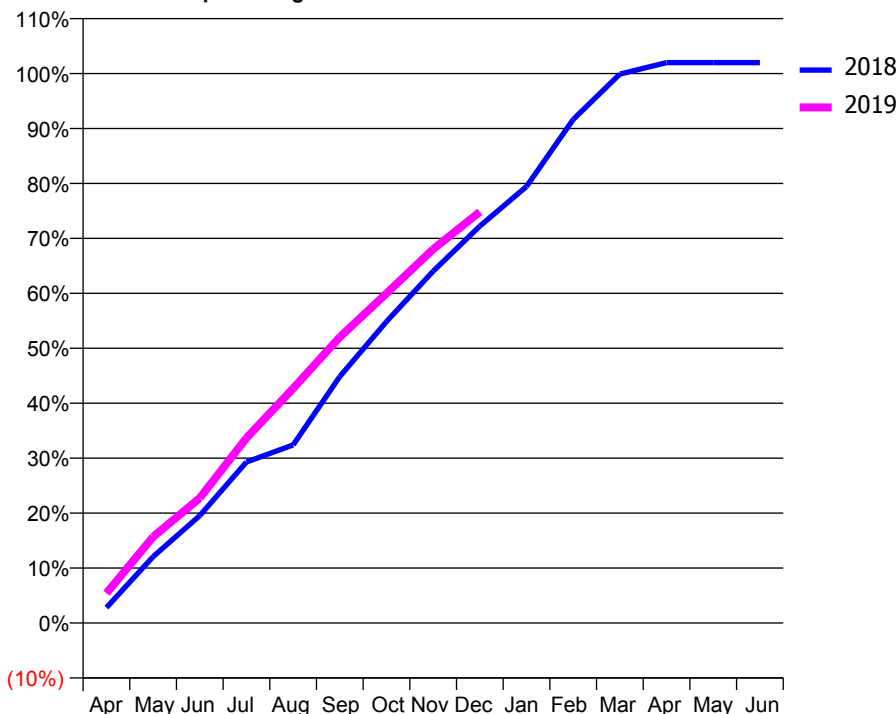
ACCESS*

Patients seen in 24 months	Total	Change since previous quarter
Quarter ending December 2017	4,565	
Quarter ending March 2018	4,626	→
Quarter ending June 2018	4,608	→
Quarter ending September 2018	4,651	→
Quarter ending December 2018	4,636	→
Variance since December 2017	1.6%	→



ACTIVITY

Cumulative percentage of contracted UDA delivered 2018 & 2019



Month	Adjusted Scheduled Activity (UDA)	
	2018	2019
April	359	695
May	1,549	2,012
June	2,507	2,915
July	3,757	4,316
August	4,154	5,474
September	5,750	6,672
October	7,032	7,688
November	8,209	8,722
December	9,259	9,594
January	10,184	
February	11,750	
March	12,806	
April	13,074	
May	13,074	
June	13,075	

QUALITY

	Quantity	Base Number	Contract	AT	Region	England
% of FP17s for the same patient ID Re-attending within 3 months - Children	177	1,933	9.2%	10.2%	11.8%	11.8%
% of FP17s for the same patient ID Re-attending within 3 months - Adults	365	2,316	15.8%	15.7%	16.7%	15.6%
% of FP17s for the same patient ID Re-attending between 3 & 9 months - Children	1,105	1,933	57.2%	48.3%	48.6%	58.8%
% of FP17s for the same patient ID Re-attending between 3 & 9 months - Adults	826	2,316	35.7%	38.5%	39.1%	51.0%
% of FP17s for Band 1 Urgent Courses	354	4,111	8.6%	11.0%	10.6%	9.0%
% of FP17s Relating to Free Repair or Replacements	32	4,111	0.8%	0.5%	0.5%	0.8%
% of FP17s Relating to Continuations	25	4,111	0.6%	0.5%	0.7%	0.9%
% of Patients satisfied with the dentistry they have received	1	2	N/A	87.7%	90.2%	93.2%
% of Patients satisfied with the time they had to wait for an appointment	2	2	N/A	85.7%	85.0%	88.3%

* This is based on patients treated on this contract for their most recent course of treatment. Figures in italics indicate the base number of FP17s or Patient Questionnaire responses are less than 100. N/A is shown where the base number of responses is less than 10 during the period. % is calculated as Quantity/Base number*100

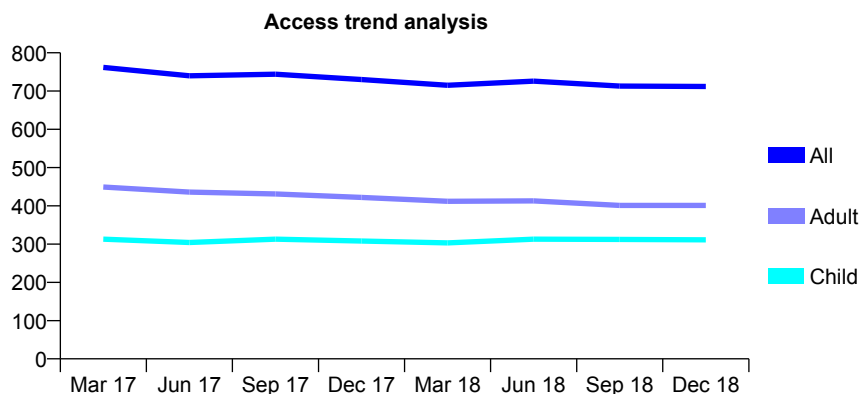
Q62 - Vital Signs At a Glance Contract Report for 982849/0001 - December 2018

Name or company name	Mr Russell J O'Malley and Mr Adam E Won
Contract type name	GDS Contract
Purpose of contract	General
Contract start date	01/04/2006
Contract end date	

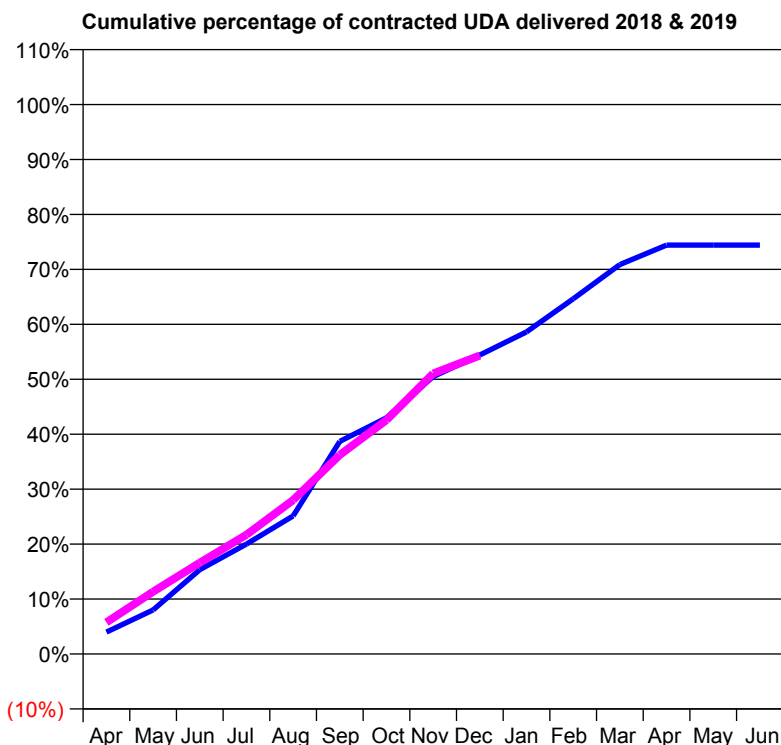
18/19 Contracted general activity (UDA)	1,355
Carry forward general activity (UDA)	0
18/19 Contracted orthodontic activity (UOA)	0
Carry forward orthodontic activity (UOA)	0
Baseline contract value	£37,248.52

ACCESS*

Patients seen in 24 months	Total	Change since previous quarter
Quarter ending December 2017	730	
Quarter ending March 2018	715	↓
Quarter ending June 2018	726	→
Quarter ending September 2018	713	↓
Quarter ending December 2018	712	→
Variance since December 2017	(2.5%)	↓



ACTIVITY



Adjusted Scheduled Activity (UDA)		
Month	2018	2019
April	54	78
May	109	154
June	208	225
July	271	294
August	341	380
September	524	491
October	583	577
November	684	692
December	737	736
January	794	
February	876	
March	960	
April	1,008	
May	1,008	
June	1,008	

QUALITY

	Quantity	Base Number	Contract	AT	Region	England
% of FP17s for the same patient ID Re-attending within 3 months - Children	9	227	4.0%	10.2%	11.8%	11.8%
% of FP17s for the same patient ID Re-attending within 3 months - Adults	23	301	7.6%	15.7%	16.7%	15.6%
% of FP17s for the same patient ID Re-attending between 3 & 9 months - Children	72	227	31.7%	48.3%	48.6%	58.8%
% of FP17s for the same patient ID Re-attending between 3 & 9 months - Adults	89	301	29.6%	38.5%	39.1%	51.0%
% of FP17s for Band 1 Urgent Courses	25	486	5.1%	11.0%	10.6%	9.0%
% of FP17s Relating to Free Repair or Replacements	0	486	0.0%	0.5%	0.5%	0.8%
% of FP17s Relating to Continuations	1	486	0.2%	0.5%	0.7%	0.9%
% of Patients satisfied with the dentistry they have received	0	0	N/A	87.7%	90.2%	93.2%
% of Patients satisfied with the time they had to wait for an appointment	0	0	N/A	85.7%	85.0%	88.3%

* This is based on patients treated on this contract for their most recent course of treatment. Figures in italics indicate the base number of FP17s or Patient Questionnaire responses are less than 100. N/A is shown where the base number of responses is less than 10 during the period. % is calculated as Quantity/Base number*100

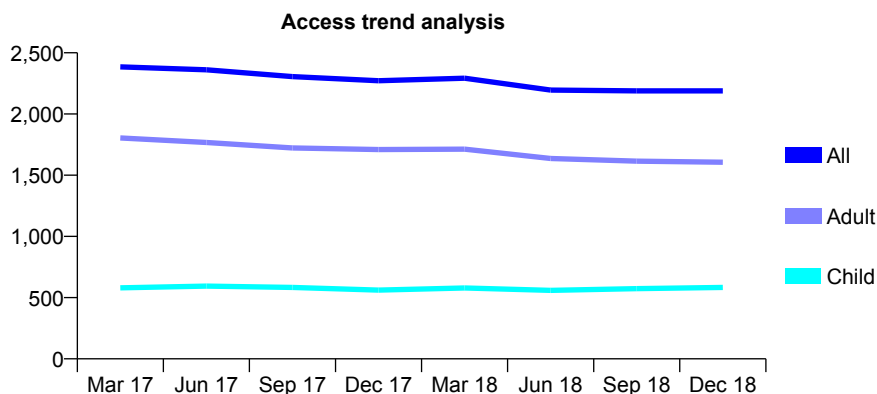
Q62 - Vital Signs At a Glance Contract Report for 998214/0001 - December 2018

Name or company name	MR DS KOONER
Contract type name	GDS Contract
Purpose of contract	General
Contract start date	01/04/2006
Contract end date	

18/19 Contracted general activity (UDA)	7,767
Carry forward general activity (UDA)	0
18/19 Contracted orthodontic activity (UOA)	0
Carry forward orthodontic activity (UOA)	0
Baseline contract value	£241,109.15

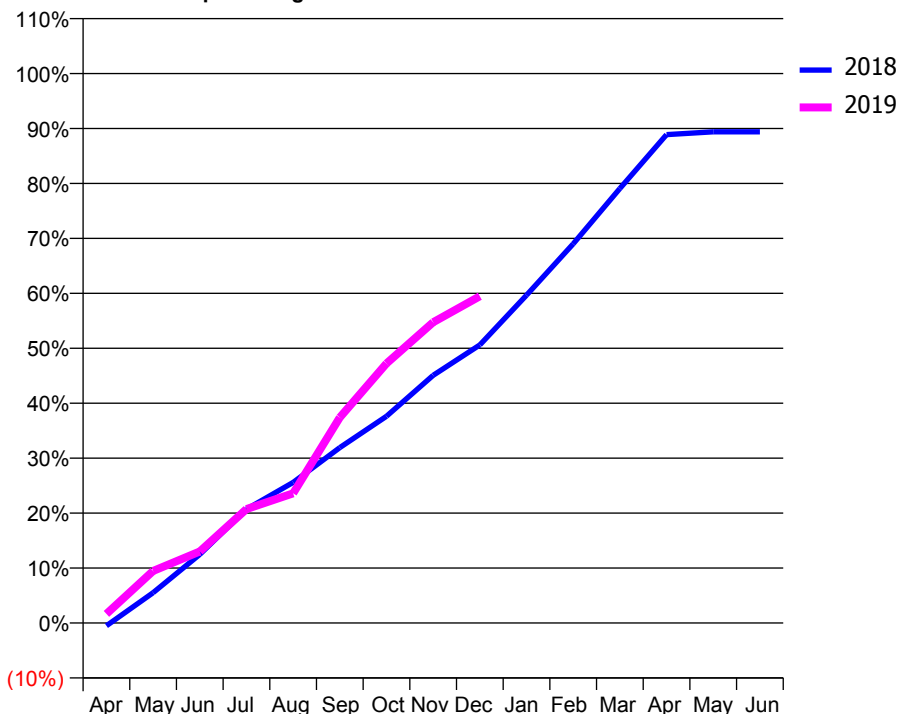
ACCESS*

Patients seen in 24 months	Total	Change since previous quarter
Quarter ending December 2017	2,272	
Quarter ending March 2018	2,292	→
Quarter ending June 2018	2,196	↓
Quarter ending September 2018	2,189	→
Quarter ending December 2018	2,189	→
Variance since December 2017	(3.7%)	↓



ACTIVITY

Cumulative percentage of contracted UDA delivered 2018 & 2019



Month	Adjusted Scheduled Activity (UDA)	
	2018	2019
April	-40	130
May	428	735
June	969	1,012
July	1,608	1,611
August	1,987	1,832
September	2,479	2,906
October	2,923	3,669
November	3,502	4,252
December	3,931	4,618
January	4,634	
February	5,359	
March	6,141	
April	6,903	
May	6,943	
June	6,943	

QUALITY

	Quantity	Base Number	Contract	AT	Region	England
% of FP17s for the same patient ID Re-attending within 3 months - Children	38	465	8.2%	10.2%	11.8%	11.8%
% of FP17s for the same patient ID Re-attending within 3 months - Adults	168	1,058	15.9%	15.7%	16.7%	15.6%
% of FP17s for the same patient ID Re-attending between 3 & 9 months - Children	109	465	23.4%	48.3%	48.6%	58.8%
% of FP17s for the same patient ID Re-attending between 3 & 9 months - Adults	223	1,058	21.1%	38.5%	39.1%	51.0%
% of FP17s for Band 1 Urgent Courses	181	1,342	13.5%	11.0%	10.6%	9.0%
% of FP17s Relating to Free Repair or Replacements	7	1,342	0.5%	0.5%	0.5%	0.8%
% of FP17s Relating to Continuations	10	1,342	0.7%	0.5%	0.7%	0.9%
% of Patients satisfied with the dentistry they have received	1	1	N/A	87.7%	90.2%	93.2%
% of Patients satisfied with the time they had to wait for an appointment	1	1	N/A	85.7%	85.0%	88.3%

* This is based on patients treated on this contract for their most recent course of treatment. Figures in italics indicate the base number of FP17s or Patient Questionnaire responses are less than 100. N/A is shown where the base number of responses is less than 10 during the period. % is calculated as Quantity/Base number*100

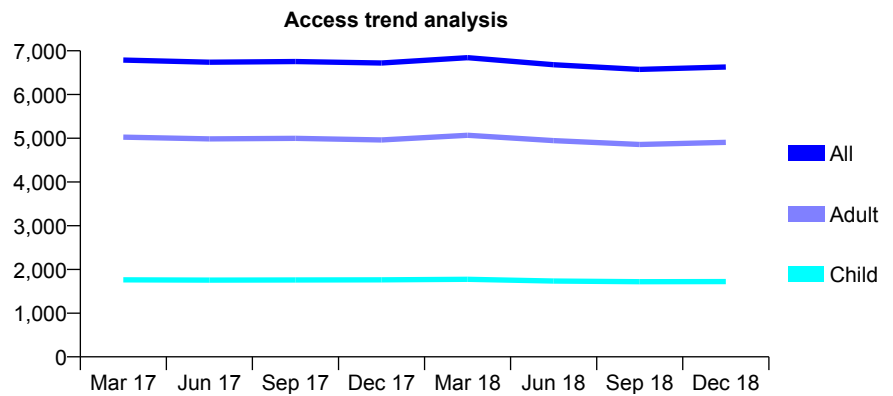
Q62 - Vital Signs At a Glance Contract Report for 998214/0002 - December 2018

Name or company name	MR DS KOONER
Contract type name	GDS Contract
Purpose of contract	General
Contract start date	01/04/2006
Contract end date	

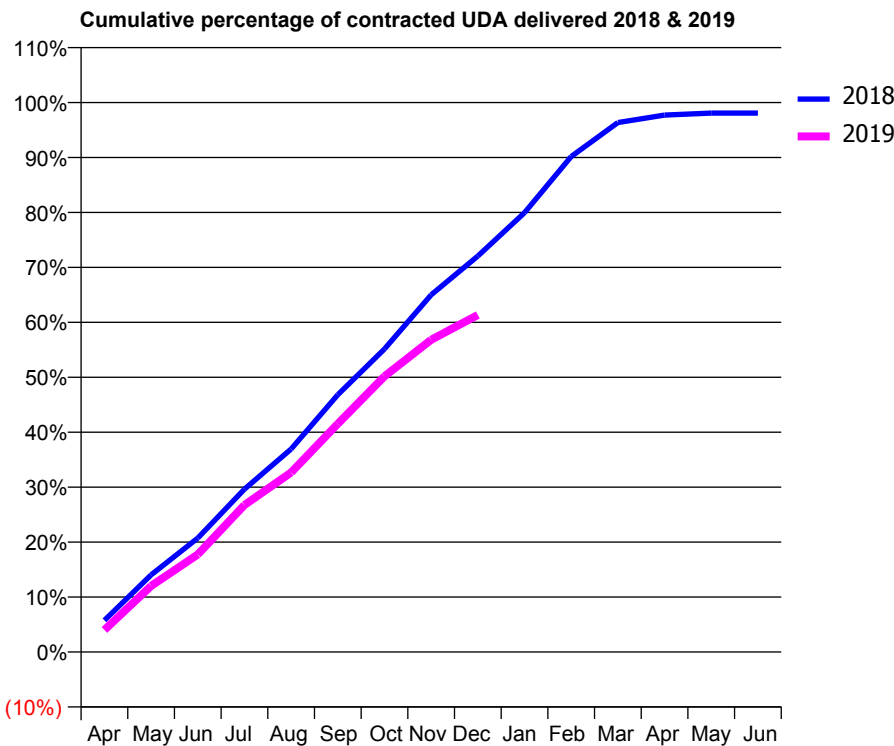
18/19 Contracted general activity (UDA)	16,231
Carry forward general activity (UDA)	13
18/19 Contracted orthodontic activity (UOA)	0
Carry forward orthodontic activity (UOA)	0
Baseline contract value	£546,279.42

ACCESS*

Patients seen in 24 months	Total	Change since previous quarter
Quarter ending December 2017	6,722	
Quarter ending March 2018	6,843	→
Quarter ending June 2018	6,681	↓
Quarter ending September 2018	6,576	↓
Quarter ending December 2018	6,628	→
Variance since December 2017	(1.4%)	↓



ACTIVITY



Month	Adjusted Scheduled Activity (UDA)	
	2018	2019
April	935	653
May	2,280	1,952
June	3,367	2,882
July	4,813	4,341
August	5,998	5,302
September	7,601	6,739
October	8,949	8,144
November	10,551	9,224
December	11,697	9,957
January	12,976	
February	14,636	
March	15,640	
April	15,859	
May	15,918	
June	15,918	

QUALITY

	Quantity	Base Number	Contract	AT	Region	England
% of FP17s for the same patient ID Re-attending within 3 months - Children	87	1,242	7.0%	10.2%	11.8%	11.8%
% of FP17s for the same patient ID Re-attending within 3 months - Adults	520	3,581	14.5%	15.7%	16.7%	15.6%
% of FP17s for the same patient ID Re-attending between 3 & 9 months - Children	418	1,242	33.7%	48.3%	48.6%	58.8%
% of FP17s for the same patient ID Re-attending between 3 & 9 months - Adults	1,064	3,581	29.7%	38.5%	39.1%	51.0%
% of FP17s for Band 1 Urgent Courses	385	3,819	10.1%	11.0%	10.6%	9.0%
% of FP17s Relating to Free Repair or Replacements	37	3,819	1.0%	0.5%	0.5%	0.8%
% of FP17s Relating to Continuations	62	3,819	1.6%	0.5%	0.7%	0.9%
% of Patients satisfied with the dentistry they have received	4	4	N/A	87.7%	90.2%	93.2%
% of Patients satisfied with the time they had to wait for an appointment	3	4	N/A	85.7%	85.0%	88.3%

* This is based on patients treated on this contract for their most recent course of treatment. Figures in italics indicate the base number of FP17s or Patient Questionnaire responses are less than 100. N/A is shown where the base number of responses is less than 10 during the period. % is calculated as Quantity/Base number*100

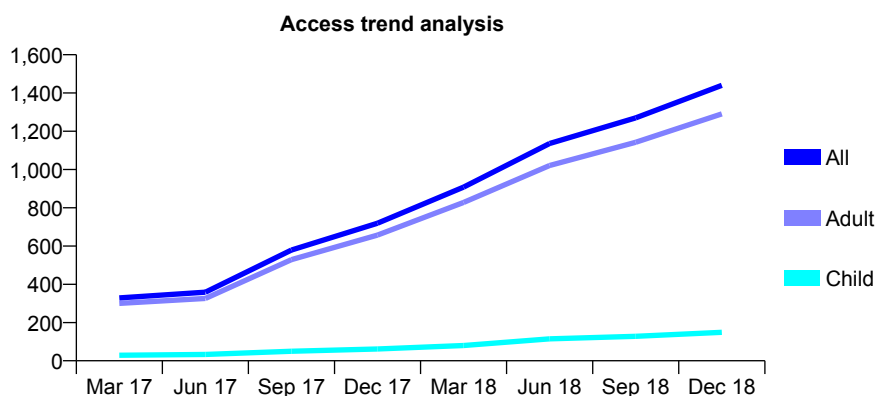
Q63 - Vital Signs At a Glance Contract Report for 100178/0000 - December 2018

Name or company name	Dentistry for You
Contract type name	PDS Contract
Purpose of contract	General
Contract start date	01/07/2016
Contract end date	31/05/2021

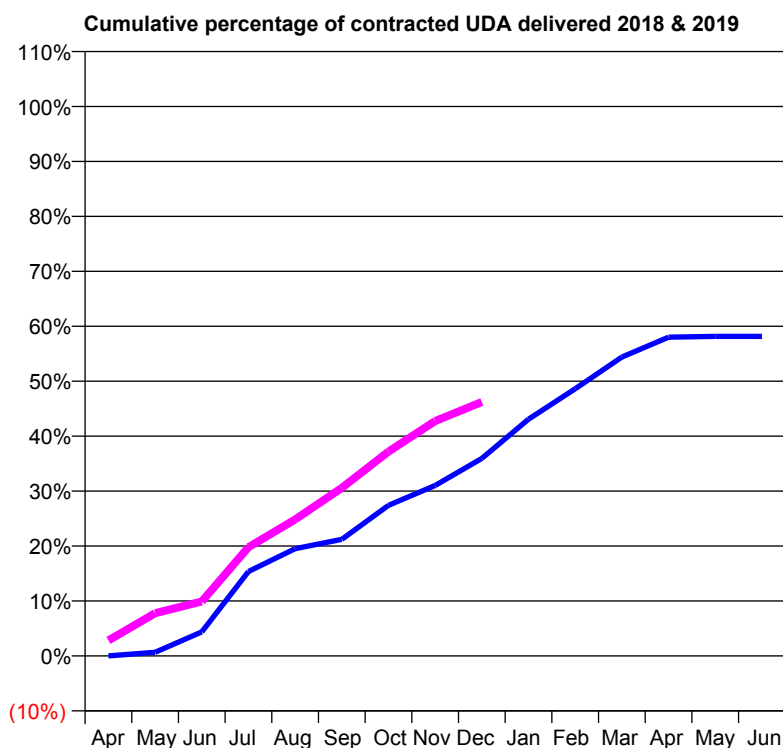
18/19 Contracted general activity (UDA)	4,292
Carry forward general activity (UDA)	0
18/19 Contracted orthodontic activity (UOA)	0
Carry forward orthodontic activity (UOA)	0
Baseline contract value	£288,455.98

ACCESS*

Patients seen in 24 months	Total	Change since previous quarter
Quarter ending December 2017	719	
Quarter ending March 2018	908	↑
Quarter ending June 2018	1,136	↑
Quarter ending September 2018	1,270	↑
Quarter ending December 2018	1,440	↑
Variance since December 2017	100.3%	↑



ACTIVITY



Month	Adjusted Scheduled Activity (UDA)	
	2018	2019
April	0	121
May	23	334
June	147	425
July	515	849
August	654	1,066
September	711	1,313
October	919	1,596
November	1,039	1,835
December	1,205	1,983
January	1,444	
February	1,629	
March	1,823	
April	1,944	
May	1,949	
June	1,949	

QUALITY

	Quantity	Base Number	Contract	AT	Region	England
% of FP17s for the same patient ID Re-attending within 3 months - Children	2	261	0.8%	10.2%	11.8%	11.8%
% of FP17s for the same patient ID Re-attending within 3 months - Adults	26	1,571	1.7%	15.4%	16.7%	15.6%
% of FP17s for the same patient ID Re-attending between 3 & 9 months - Children	0	261	0.0%	49.0%	48.6%	58.8%
% of FP17s for the same patient ID Re-attending between 3 & 9 months - Adults	11	1,571	0.7%	38.7%	39.1%	51.0%
% of FP17s for Band 1 Urgent Courses	1,634	1,671	97.8%	10.2%	10.6%	9.0%
% of FP17s Relating to Free Repair or Replacements	0	1,671	0.0%	0.6%	0.5%	0.8%
% of FP17s Relating to Continuations	0	1,671	0.0%	0.9%	0.7%	0.9%
% of Patients satisfied with the dentistry they have received	0	0	N/A	91.8%	90.2%	93.2%
% of Patients satisfied with the time they had to wait for an appointment	0	0	N/A	87.2%	85.0%	88.3%

* This is based on patients treated on this contract for their most recent course of treatment. Figures in italics indicate the base number of FP17s or Patient Questionnaire responses are less than 100. N/A is shown where the base number of responses is less than 10 during the period. % is calculated as Quantity/Base number*100

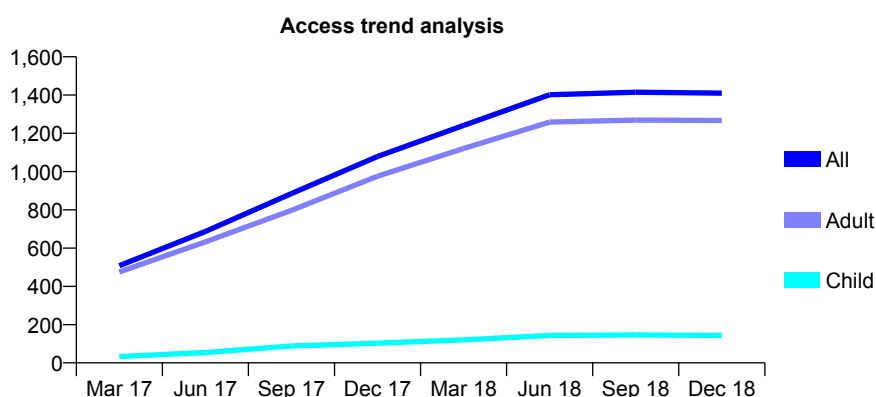
Q63 - Vital Signs At a Glance Contract Report for 100185/0000 - December 2018

Name or company name	IDH Limited
Contract type name	PDS Contract
Purpose of contract	General
Contract start date	01/07/2016
Contract end date	31/05/2021

18/19 Contracted general activity (UDA)	3,478
Carry forward general activity (UDA)	0
18/19 Contracted orthodontic activity (UOA)	0
Carry forward orthodontic activity (UOA)	0
Baseline contract value	£182,734.89

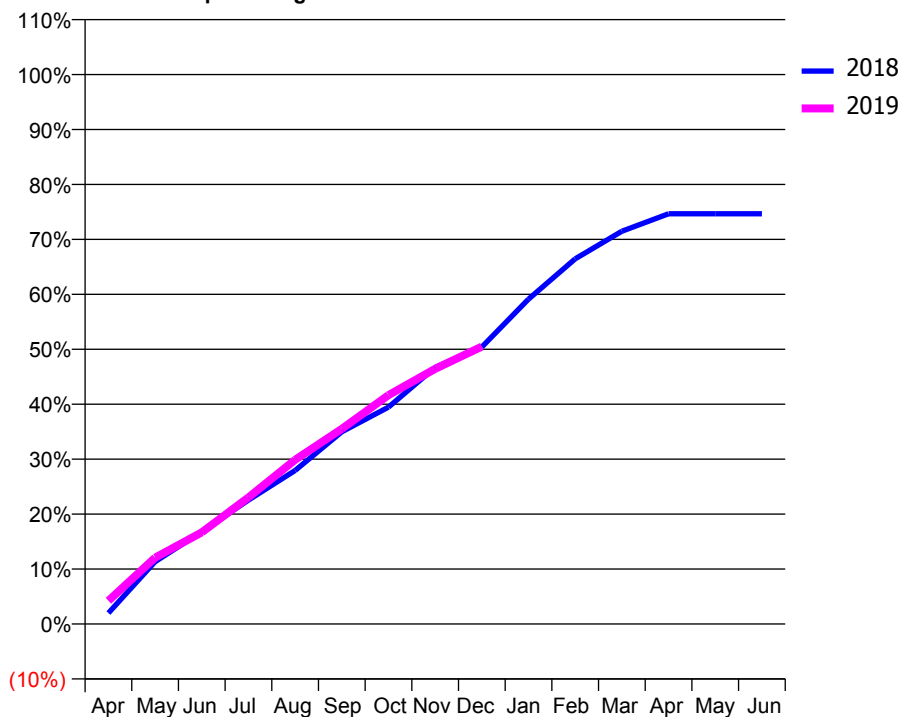
ACCESS*

Patients seen in 24 months	Total	Change since previous quarter
Quarter ending December 2017	1,079	
Quarter ending March 2018	1,241	↑
Quarter ending June 2018	1,402	↑
Quarter ending September 2018	1,415	→
Quarter ending December 2018	1,410	→
Variance since December 2017	30.7%	↑



ACTIVITY

Cumulative percentage of contracted UDA delivered 2018 & 2019



Month	Adjusted Scheduled Activity (UDA)	
	2018	2019
April	70	147
May	395	420
June	584	581
July	785	801
August	972	1,040
September	1,217	1,235
October	1,373	1,449
November	1,625	1,615
December	1,753	1,756
January	2,057	
February	2,311	
March	2,486	
April	2,597	
May	2,597	
June	2,597	

QUALITY

	Quantity	Base Number	Contract	AT	Region	England
% of FP17s for the same patient ID Re-attending within 3 months - Children	1	214	0.5%	10.2%	11.8%	11.8%
% of FP17s for the same patient ID Re-attending within 3 months - Adults	17	1,360	1.3%	15.4%	16.7%	15.6%
% of FP17s for the same patient ID Re-attending between 3 & 9 months - Children	2	214	0.9%	49.0%	48.6%	58.8%
% of FP17s for the same patient ID Re-attending between 3 & 9 months - Adults	3	1,360	0.2%	38.7%	39.1%	51.0%
% of FP17s for Band 1 Urgent Courses	1,477	1,482	99.7%	10.2%	10.6%	9.0%
% of FP17s Relating to Free Repair or Replacements	0	1,482	0.0%	0.6%	0.5%	0.8%
% of FP17s Relating to Continuations	0	1,482	0.0%	0.9%	0.7%	0.9%
% of Patients satisfied with the dentistry they have received	1	1	N/A	91.8%	90.2%	93.2%
% of Patients satisfied with the time they had to wait for an appointment	1	1	N/A	87.2%	85.0%	88.3%

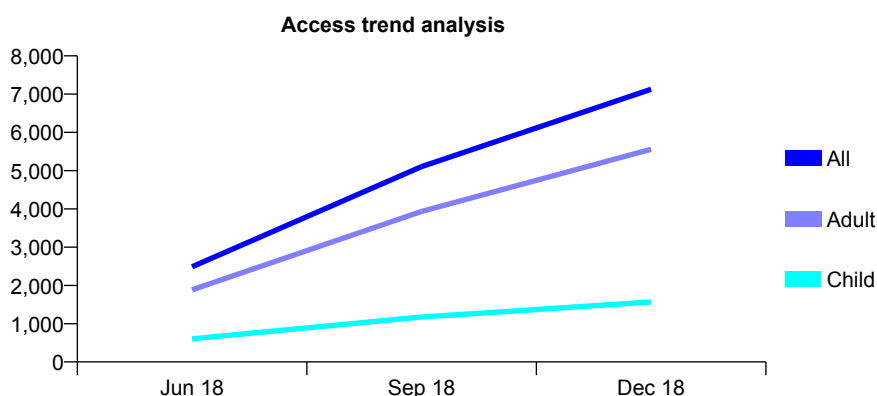
* This is based on patients treated on this contract for their most recent course of treatment. Figures in italics indicate the base number of FP17s or Patient Questionnaire responses are less than 100. N/A is shown where the base number of responses is less than 10 during the period. % is calculated as Quantity/Base number*100

Q63 - Vital Signs At a Glance Contract Report for 100637/0000 - December 2018

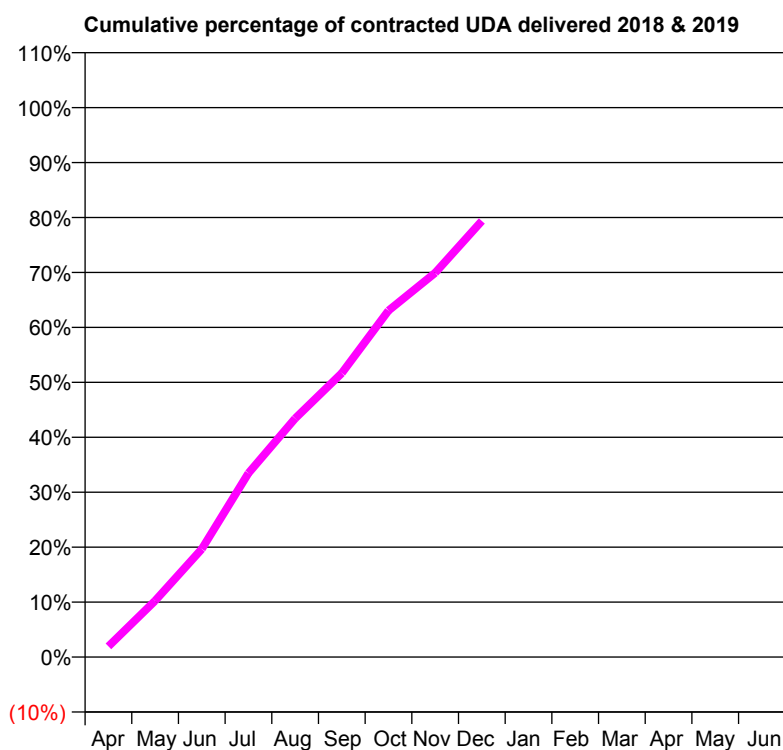
Name or company name	Nitin Nagpaul and Hayley Seresht	18/19 Contracted general activity (UDA)	26,500
Contract type name	GDS Contract	Carry forward general activity (UDA)	0
Purpose of contract	General	18/19 Contracted orthodontic activity (UOA)	0
Contract start date	01/04/2018	Carry forward orthodontic activity (UOA)	0
Contract end date		Baseline contract value	£781,410.80

ACCESS*

Patients seen in 24 months	Total	Change since previous quarter
Quarter ending December 2017	0	
Quarter ending March 2018	0	
Quarter ending June 2018	2,488	↑
Quarter ending September 2018	5,106	↑
Quarter ending December 2018	7,126	↑
Variance since December 2017	N/A	



ACTIVITY



Month	Adjusted Scheduled Activity (UDA)	
	2018	2019
April	0	521
May	0	2,720
June	0	5,209
July	0	8,873
August	0	11,509
September	0	13,693
October	0	16,707
November	0	18,527
December	0	21,033
January	0	
February	0	
March	0	
April	0	
May	0	
June	0	

QUALITY

	Quantity	Base Number	Contract	AT	Region	England
% of FP17s for the same patient ID Re-attending within 3 months - Children	197	2,033	9.7%	10.2%	11.8%	11.8%
% of FP17s for the same patient ID Re-attending within 3 months - Adults	934	7,169	13.0%	15.4%	16.7%	15.6%
% of FP17s for the same patient ID Re-attending between 3 & 9 months - Children	237	2,033	11.7%	49.0%	48.6%	58.8%
% of FP17s for the same patient ID Re-attending between 3 & 9 months - Adults	374	7,169	5.2%	38.7%	39.1%	51.0%
% of FP17s for Band 1 Urgent Courses	1,838	9,202	20.0%	10.2%	10.6%	9.0%
% of FP17s Relating to Free Repair or Replacements	35	9,202	0.4%	0.6%	0.5%	0.8%
% of FP17s Relating to Continuations	143	9,202	1.6%	0.9%	0.7%	0.9%
% of Patients satisfied with the dentistry they have received	2	2	N/A	91.8%	90.2%	93.2%
% of Patients satisfied with the time they had to wait for an appointment	2	2	N/A	87.2%	85.0%	88.3%

* This is based on patients treated on this contract for their most recent course of treatment. Figures in italics indicate the base number of FP17s or Patient Questionnaire responses are less than 100. N/A is shown where the base number of responses is less than 10 during the period. % is calculated as Quantity/Base number*100

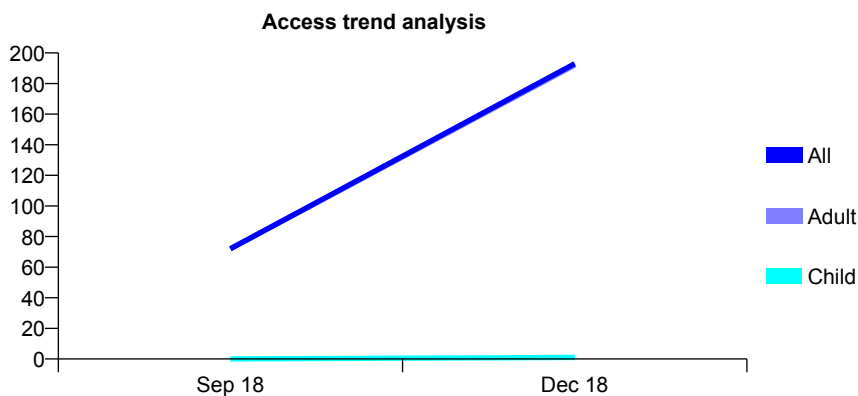
Q63 - Vital Signs At a Glance Contract Report for 100682/0000 - December 2018

Name or company name	Kent Dent Ltd
Contract type name	PDS Contract
Purpose of contract	General
Contract start date	01/07/2018
Contract end date	30/06/2021

18/19 Contracted general activity (UDA)	2,340
Carry forward general activity (UDA)	0
18/19 Contracted orthodontic activity (UOA)	0
Carry forward orthodontic activity (UOA)	0
Baseline contract value	£124,517.32

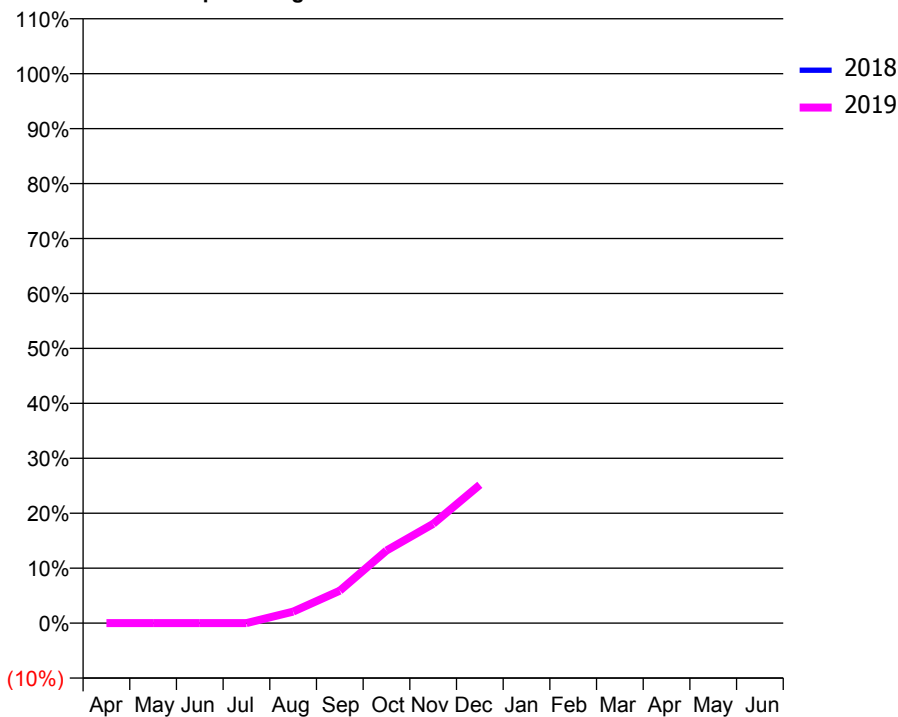
ACCESS*

Patients seen in 24 months	Total	Change since previous quarter
Quarter ending December 2017	0	
Quarter ending March 2018	0	
Quarter ending June 2018	0	
Quarter ending September 2018	72	↑
Quarter ending December 2018	193	↑
Variance since December 2017	N/A	



ACTIVITY

Cumulative percentage of contracted UDA delivered 2018 & 2019



Month	Adjusted Scheduled Activity (UDA)	
	2018	2019
April	0	0
May	0	0
June	0	0
July	0	0
August	0	49
September	0	138
October	0	309
November	0	423
December	0	589
January	0	
February	0	
March	0	
April	0	
May	0	
June	0	

QUALITY

	Quantity	Base Number	Contract	AT	Region	England
% of FP17s for the same patient ID Re-attending within 3 months - Children	0	1	0.0%	10.2%	11.8%	11.8%
% of FP17s for the same patient ID Re-attending within 3 months - Adults	0	206	0.0%	15.4%	16.7%	15.6%
% of FP17s for the same patient ID Re-attending between 3 & 9 months - Children	0	1	0.0%	49.0%	48.6%	58.8%
% of FP17s for the same patient ID Re-attending between 3 & 9 months - Adults	0	206	0.0%	38.7%	39.1%	51.0%
% of FP17s for Band 1 Urgent Courses	0	207	0.0%	10.2%	10.6%	9.0%
% of FP17s Relating to Free Repair or Replacements	0	207	0.0%	0.6%	0.5%	0.8%
% of FP17s Relating to Continuations	0	207	0.0%	0.9%	0.7%	0.9%
% of Patients satisfied with the dentistry they have received	1	1	N/A	91.8%	90.2%	93.2%
% of Patients satisfied with the time they had to wait for an appointment	1	1	N/A	87.2%	85.0%	88.3%

* This is based on patients treated on this contract for their most recent course of treatment. Figures in italics indicate the base number of FP17s or Patient Questionnaire responses are less than 100. N/A is shown where the base number of responses is less than 10 during the period. % is calculated as Quantity/Base number*100

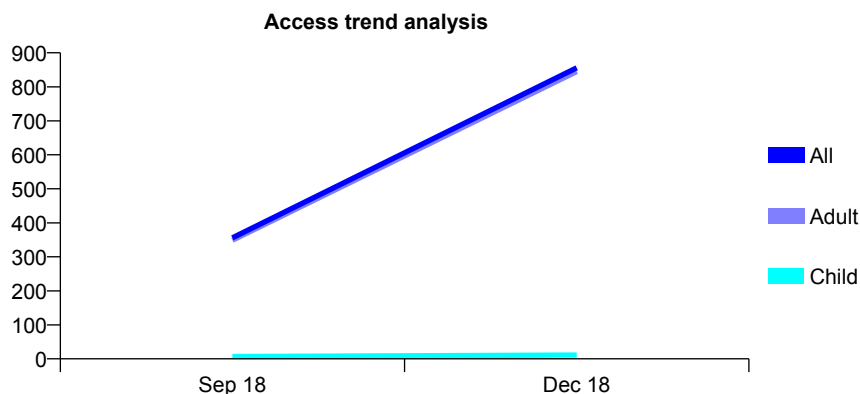
Q63 - Vital Signs At a Glance Contract Report for 100690/0000 - December 2018

Name or company name	Lambeth & Wandsworth IMOS Group
Contract type name	PDS Contract
Purpose of contract	General
Contract start date	01/07/2018
Contract end date	30/06/2021

18/19 Contracted general activity (UDA)	4,680
Carry forward general activity (UDA)	0
18/19 Contracted orthodontic activity (UOA)	0
Carry forward orthodontic activity (UOA)	0
Baseline contract value	£249,034.66

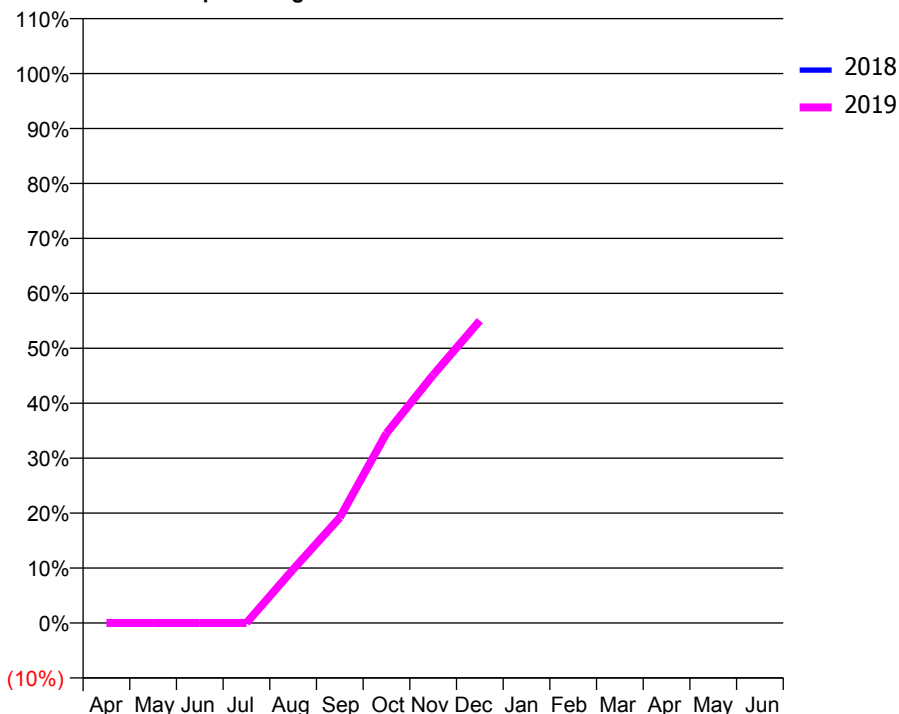
ACCESS*

Patients seen in 24 months	Total	Change since previous quarter
Quarter ending December 2017	0	
Quarter ending March 2018	0	
Quarter ending June 2018	0	
Quarter ending September 2018	356	↑
Quarter ending December 2018	856	↑
Variance since December 2017	N/A	



ACTIVITY

Cumulative percentage of contracted UDA delivered 2018 & 2019



Month	Adjusted Scheduled Activity (UDA)	
	2018	2019
April	0	0
May	0	0
June	0	0
July	0	0
August	0	457
September	0	898
October	0	1,617
November	0	2,113
December	0	2,575
January	0	
February	0	
March	0	
April	0	
May	0	
June	0	

QUALITY

	Quantity	Base Number	Contract	AT	Region	England
% of FP17s for the same patient ID Re-attending within 3 months - Children	0	12	0.0%	10.2%	11.8%	11.8%
% of FP17s for the same patient ID Re-attending within 3 months - Adults	2	852	0.2%	15.4%	16.7%	15.6%
% of FP17s for the same patient ID Re-attending between 3 & 9 months - Children	0	12	0.0%	49.0%	48.6%	58.8%
% of FP17s for the same patient ID Re-attending between 3 & 9 months - Adults	0	852	0.0%	38.7%	39.1%	51.0%
% of FP17s for Band 1 Urgent Courses	0	864	0.0%	10.2%	10.6%	9.0%
% of FP17s Relating to Free Repair or Replacements	0	864	0.0%	0.6%	0.5%	0.8%
% of FP17s Relating to Continuations	0	864	0.0%	0.9%	0.7%	0.9%
% of Patients satisfied with the dentistry they have received	0	0	N/A	91.8%	90.2%	93.2%
% of Patients satisfied with the time they had to wait for an appointment	0	0	N/A	87.2%	85.0%	88.3%

* This is based on patients treated on this contract for their most recent course of treatment. Figures in italics indicate the base number of FP17s or Patient Questionnaire responses are less than 100. N/A is shown where the base number of responses is less than 10 during the period. % is calculated as Quantity/Base number*100

Q63 - Vital Signs At a Glance Contract Report for 100696/0000 - December 2018


Name or company name	Najeeb and Shireen Limited
Contract type name	PDS Contract
Purpose of contract	General
Contract start date	01/07/2018
Contract end date	30/06/2021

18/19 Contracted general activity (UDA)	2,925
Carry forward general activity (UDA)	0
18/19 Contracted orthodontic activity (UOA)	0
Carry forward orthodontic activity (UOA)	0
Baseline contract value	£155,646.66

ACCESS*

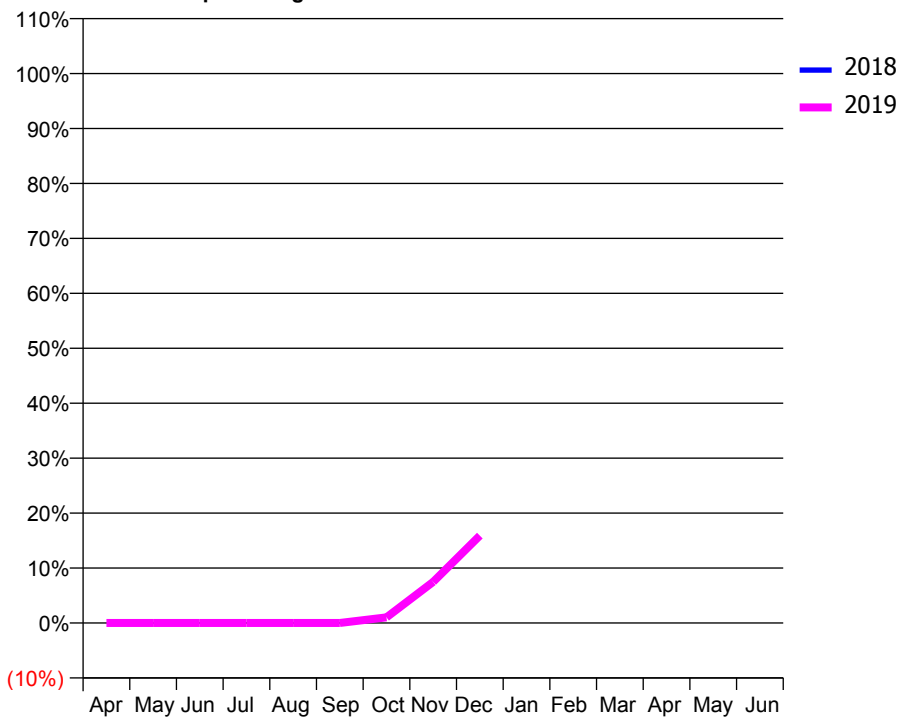
Patients seen in 24 months	Total	Change since previous quarter
Quarter ending December 2017	0	
Quarter ending March 2018	0	
Quarter ending June 2018	0	
Quarter ending September 2018	0	
Quarter ending December 2018	150	↑
Variance since December 2017	N/A	

Access trend analysis



ACTIVITY

Cumulative percentage of contracted UDA delivered 2018 & 2019



Month	Adjusted Scheduled Activity (UDA)	
	2018	2019
April	0	0
May	0	0
June	0	0
July	0	0
August	0	0
September	0	0
October	0	30
November	0	219
December	0	465
January	0	
February	0	
March	0	
April	0	
May	0	
June	0	

QUALITY

	Quantity	Base Number	Contract	AT	Region	England
% of FP17s for the same patient ID Re-attending within 3 months - Children	0	6	0.0%	10.2%	11.8%	11.8%
% of FP17s for the same patient ID Re-attending within 3 months - Adults	1	154	0.6%	15.4%	16.7%	15.6%
% of FP17s for the same patient ID Re-attending between 3 & 9 months - Children	0	6	0.0%	49.0%	48.6%	58.8%
% of FP17s for the same patient ID Re-attending between 3 & 9 months - Adults	0	154	0.0%	38.7%	39.1%	51.0%
% of FP17s for Band 1 Urgent Courses	0	160	0.0%	10.2%	10.6%	9.0%
% of FP17s Relating to Free Repair or Replacements	0	160	0.0%	0.6%	0.5%	0.8%
% of FP17s Relating to Continuations	0	160	0.0%	0.9%	0.7%	0.9%
% of Patients satisfied with the dentistry they have received	0	0	N/A	91.8%	90.2%	93.2%
% of Patients satisfied with the time they had to wait for an appointment	0	0	N/A	87.2%	85.0%	88.3%

* This is based on patients treated on this contract for their most recent course of treatment. Figures in italics indicate the base number of FP17s or Patient Questionnaire responses are less than 100. N/A is shown where the base number of responses is less than 10 during the period. % is calculated as Quantity/Base number*100

Q63 - Vital Signs At a Glance Contract Report for 100744/0000 - December 2018


Name or company name	Aspire Dental Practice Partnership (MyDen)
Contract type name	PDS Contract
Purpose of contract	General
Contract start date	01/07/2018
Contract end date	30/06/2021

18/19 Contracted general activity (UDA)	2,340
Carry forward general activity (UDA)	0
18/19 Contracted orthodontic activity (UOA)	0
Carry forward orthodontic activity (UOA)	0
Baseline contract value	£124,517.32

ACCESS*

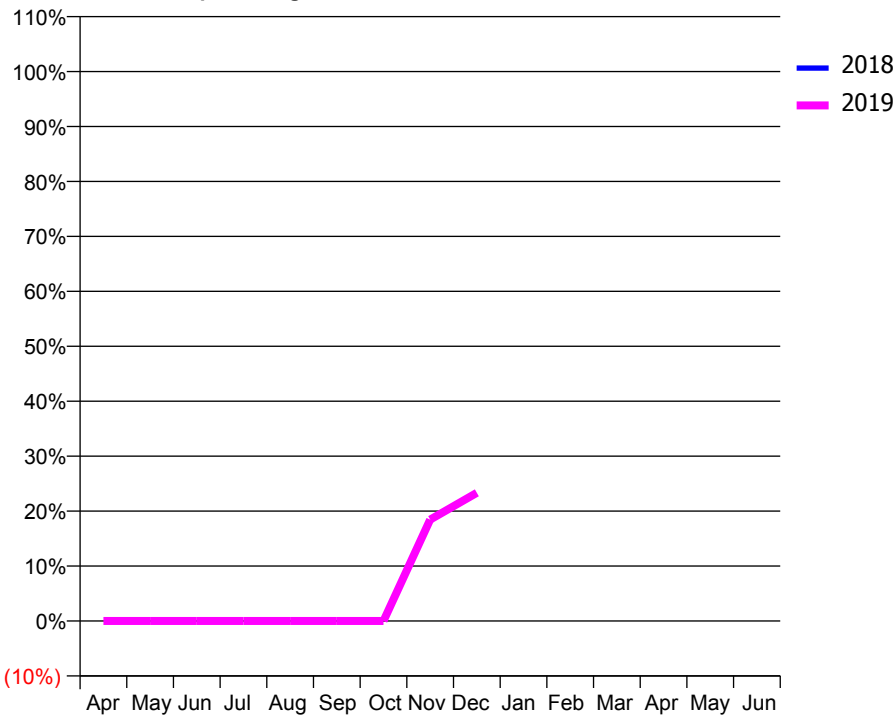
Patients seen in 24 months	Total	Change since previous quarter
Quarter ending December 2017	0	
Quarter ending March 2018	0	
Quarter ending June 2018	0	
Quarter ending September 2018	0	
Quarter ending December 2018	175	↑
Variance since December 2017	N/A	

Access trend analysis



ACTIVITY

Cumulative percentage of contracted UDA delivered 2018 & 2019



Month	Adjusted Scheduled Activity (UDA)	
	2018	2019
April	0	0
May	0	0
June	0	0
July	0	0
August	0	0
September	0	0
October	0	0
November	0	432
December	0	546
January	0	
February	0	
March	0	
April	0	
May	0	
June	0	

QUALITY

	Quantity	Base Number	Contract	AT	Region	England
% of FP17s for the same patient ID Re-attending within 3 months - Children	0	3	0.0%	10.2%	11.8%	11.8%
% of FP17s for the same patient ID Re-attending within 3 months - Adults	5	181	2.8%	15.4%	16.7%	15.6%
% of FP17s for the same patient ID Re-attending between 3 & 9 months - Children	0	3	0.0%	49.0%	48.6%	58.8%
% of FP17s for the same patient ID Re-attending between 3 & 9 months - Adults	0	181	0.0%	38.7%	39.1%	51.0%
% of FP17s for Band 1 Urgent Courses	0	184	0.0%	10.2%	10.6%	9.0%
% of FP17s Relating to Free Repair or Replacements	0	184	0.0%	0.6%	0.5%	0.8%
% of FP17s Relating to Continuations	0	184	0.0%	0.9%	0.7%	0.9%
% of Patients satisfied with the dentistry they have received	0	0	N/A	91.8%	90.2%	93.2%
% of Patients satisfied with the time they had to wait for an appointment	0	0	N/A	87.2%	85.0%	88.3%

* This is based on patients treated on this contract for their most recent course of treatment. Figures in italics indicate the base number of FP17s or Patient Questionnaire responses are less than 100. N/A is shown where the base number of responses is less than 10 during the period. % is calculated as Quantity/Base number*100

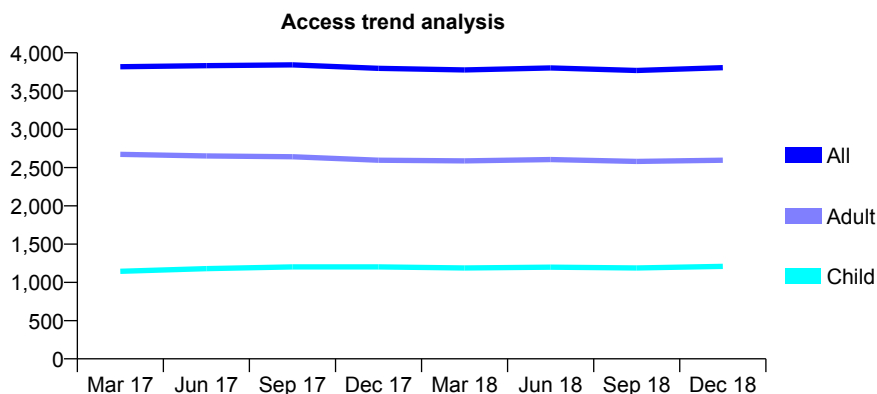
Q63 - Vital Signs At a Glance Contract Report for 101281/0107 - December 2018

Name or company name	OASIS DENTAL CARE LTD
Contract type name	GDS Contract
Purpose of contract	General
Contract start date	01/04/2006
Contract end date	

18/19 Contracted general activity (UDA)	9,000
Carry forward general activity (UDA)	0
18/19 Contracted orthodontic activity (UOA)	0
Carry forward orthodontic activity (UOA)	0
Baseline contract value	£235,476.56

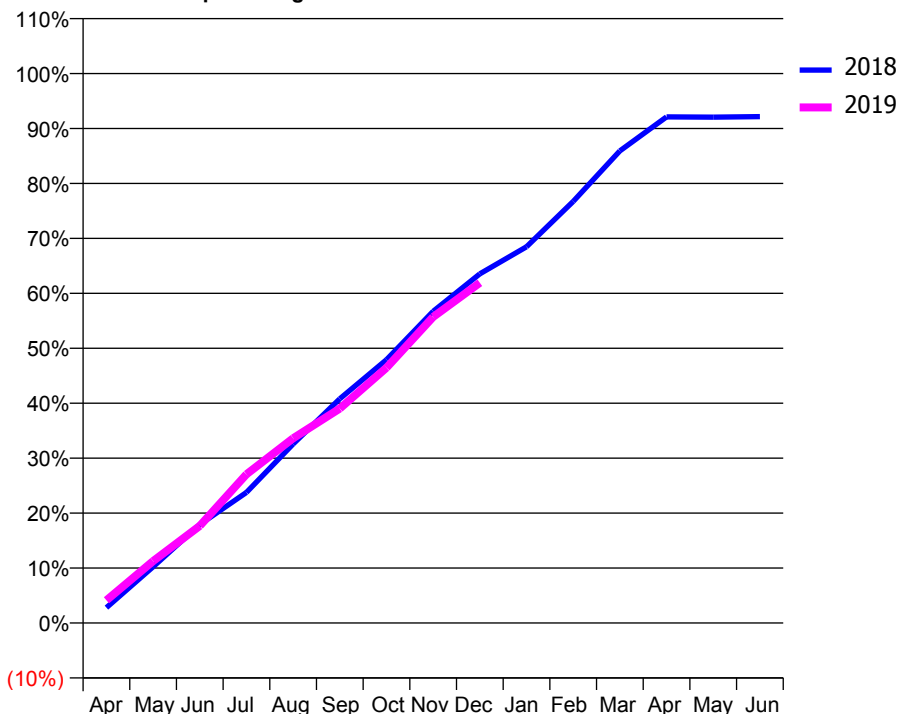
ACCESS*

Patients seen in 24 months	Total	Change since previous quarter
Quarter ending December 2017	3,797	
Quarter ending March 2018	3,776	→
Quarter ending June 2018	3,802	→
Quarter ending September 2018	3,769	→
Quarter ending December 2018	3,805	→
Variance since December 2017	0.2%	→



ACTIVITY

Cumulative percentage of contracted UDA delivered 2018 & 2019



Month	Adjusted Scheduled Activity (UDA)	
	2018	2019
April	253	372
May	922	1,014
June	1,612	1,591
July	2,139	2,437
August	2,933	3,027
September	3,673	3,513
October	4,312	4,181
November	5,104	5,013
December	5,718	5,572
January	6,163	
February	6,906	
March	7,733	
April	8,290	
May	8,286	
June	8,294	

QUALITY

	Quantity	Base Number	Contract	AT	Region	England
% of FP17s for the same patient ID Re-attending within 3 months - Children	27	1,161	2.3%	10.2%	11.8%	11.8%
% of FP17s for the same patient ID Re-attending within 3 months - Adults	190	2,069	9.2%	15.4%	16.7%	15.6%
% of FP17s for the same patient ID Re-attending between 3 & 9 months - Children	685	1,161	59.0%	49.0%	48.6%	58.8%
% of FP17s for the same patient ID Re-attending between 3 & 9 months - Adults	911	2,069	44.0%	38.7%	39.1%	51.0%
% of FP17s for Band 1 Urgent Courses	180	3,011	6.0%	10.2%	10.6%	9.0%
% of FP17s Relating to Free Repair or Replacements	26	3,011	0.9%	0.6%	0.5%	0.8%
% of FP17s Relating to Continuations	1	3,011	0.0%	0.9%	0.7%	0.9%
% of Patients satisfied with the dentistry they have received	1	1	N/A	91.8%	90.2%	93.2%
% of Patients satisfied with the time they had to wait for an appointment	1	1	N/A	87.2%	85.0%	88.3%

* This is based on patients treated on this contract for their most recent course of treatment. Figures in italics indicate the base number of FP17s or Patient Questionnaire responses are less than 100. N/A is shown where the base number of responses is less than 10 during the period. % is calculated as Quantity/Base number*100

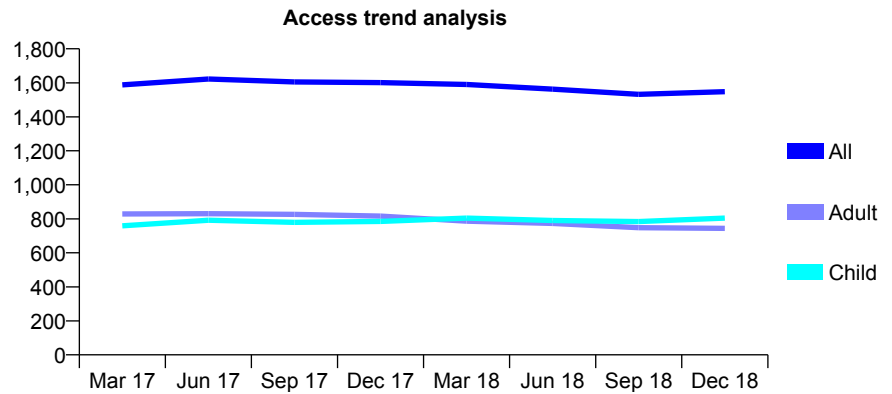
Q63 - Vital Signs At a Glance Contract Report for 101281/0142 - December 2018

Name or company name	OASIS DENTAL CARE LTD
Contract type name	GDS Contract
Purpose of contract	General
Contract start date	01/04/2006
Contract end date	

18/19 Contracted general activity (UDA)	2,919
Carry forward general activity (UDA)	77
18/19 Contracted orthodontic activity (UOA)	0
Carry forward orthodontic activity (UOA)	0
Baseline contract value	£77,235.90

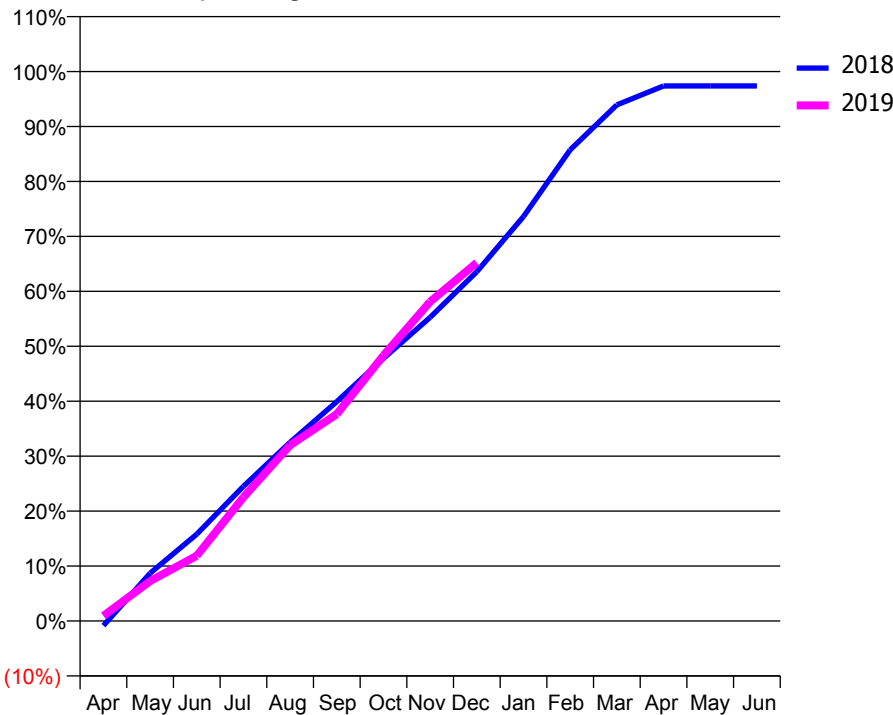
ACCESS*

Patients seen in 24 months	Total	Change since previous quarter
Quarter ending December 2017	1,601	
Quarter ending March 2018	1,590	→
Quarter ending June 2018	1,563	↓
Quarter ending September 2018	1,532	↓
Quarter ending December 2018	1,548	→
Variance since December 2017	(3.3%)	↓



ACTIVITY

Cumulative percentage of contracted UDA delivered 2018 & 2019



Month	Adjusted Scheduled Activity (UDA)	
	2018	2019
April	-25	27
May	254	212
June	461	347
July	716	658
August	949	934
September	1,166	1,099
October	1,395	1,411
November	1,613	1,696
December	1,855	1,904
January	2,149	
February	2,503	
March	2,741	
April	2,842	
May	2,842	
June	2,842	

QUALITY

	Quantity	Base Number	Contract	AT	Region	England
% of FP17s for the same patient ID Re-attending within 3 months - Children	66	829	8.0%	10.2%	11.8%	11.8%
% of FP17s for the same patient ID Re-attending within 3 months - Adults	63	576	10.9%	15.4%	16.7%	15.6%
% of FP17s for the same patient ID Re-attending between 3 & 9 months - Children	411	829	49.6%	49.0%	48.6%	58.8%
% of FP17s for the same patient ID Re-attending between 3 & 9 months - Adults	249	576	43.2%	38.7%	39.1%	51.0%
% of FP17s for Band 1 Urgent Courses	45	1,339	3.4%	10.2%	10.6%	9.0%
% of FP17s Relating to Free Repair or Replacements	1	1,339	0.1%	0.6%	0.5%	0.8%
% of FP17s Relating to Continuations	32	1,339	2.4%	0.9%	0.7%	0.9%
% of Patients satisfied with the dentistry they have received	2	2	N/A	91.8%	90.2%	93.2%
% of Patients satisfied with the time they had to wait for an appointment	2	2	N/A	87.2%	85.0%	88.3%

* This is based on patients treated on this contract for their most recent course of treatment. Figures in italics indicate the base number of FP17s or Patient Questionnaire responses are less than 100. N/A is shown where the base number of responses is less than 10 during the period. % is calculated as Quantity/Base number*100

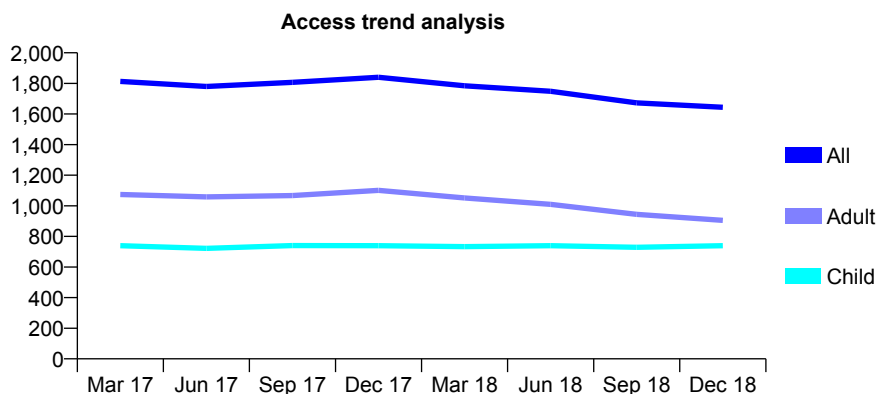
Q63 - Vital Signs At a Glance Contract Report for 101281/0148 - December 2018

Name or company name	OASIS DENTAL CARE LTD
Contract type name	GDS Contract
Purpose of contract	General
Contract start date	01/04/2006
Contract end date	

18/19 Contracted general activity (UDA)	4,000
Carry forward general activity (UDA)	-30
18/19 Contracted orthodontic activity (UOA)	0
Carry forward orthodontic activity (UOA)	0
Baseline contract value	£107,191.51

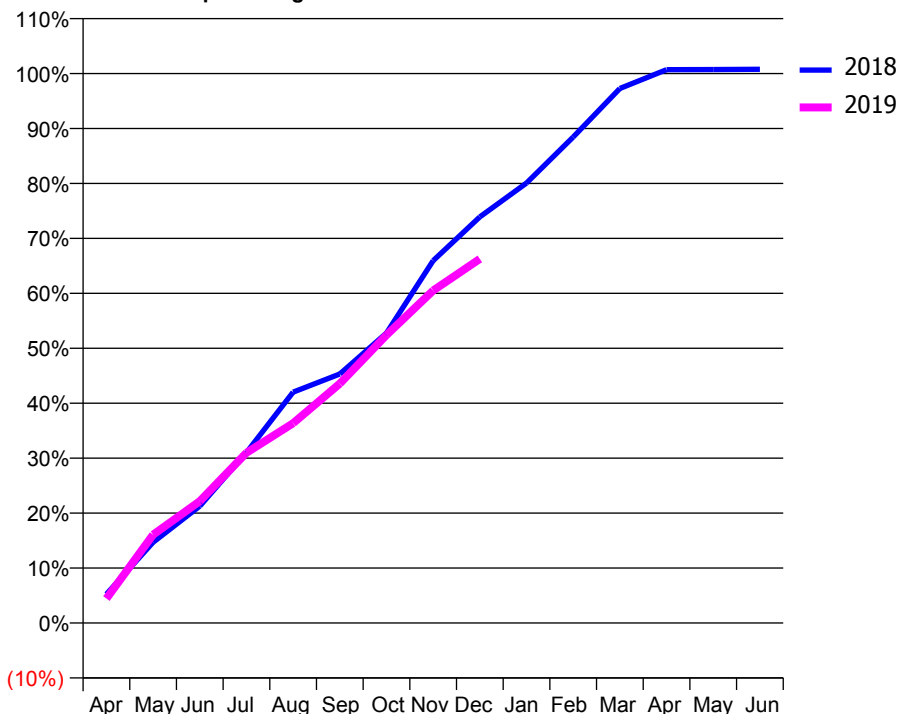
ACCESS*

Patients seen in 24 months	Total	Change since previous quarter
Quarter ending December 2017	1,840	
Quarter ending March 2018	1,784	↓
Quarter ending June 2018	1,749	↓
Quarter ending September 2018	1,673	↓
Quarter ending December 2018	1,644	↓
Variance since December 2017	(10.7%)	↓



ACTIVITY

Cumulative percentage of contracted UDA delivered 2018 & 2019



Adjusted Scheduled Activity (UDA)		
Month	2018	2019
April	210	178
May	588	643
June	851	887
July	1,241	1,239
August	1,680	1,455
September	1,813	1,743
October	2,111	2,096
November	2,637	2,421
December	2,956	2,650
January	3,203	
February	3,538	
March	3,891	
April	4,027	
May	4,028	
June	4,030	

QUALITY

	Quantity	Base Number	Contract	AT	Region	England
% of FP17s for the same patient ID Re-attending within 3 months - Children	94	731	12.9%	10.2%	11.8%	11.8%
% of FP17s for the same patient ID Re-attending within 3 months - Adults	69	631	10.9%	15.4%	16.7%	15.6%
% of FP17s for the same patient ID Re-attending between 3 & 9 months - Children	390	731	53.4%	49.0%	48.6%	58.8%
% of FP17s for the same patient ID Re-attending between 3 & 9 months - Adults	319	631	50.6%	38.7%	39.1%	51.0%
% of FP17s for Band 1 Urgent Courses	90	1,290	7.0%	10.2%	10.6%	9.0%
% of FP17s Relating to Free Repair or Replacements	5	1,290	0.4%	0.6%	0.5%	0.8%
% of FP17s Relating to Continuations	1	1,290	0.1%	0.9%	0.7%	0.9%
% of Patients satisfied with the dentistry they have received	0	0	N/A	91.8%	90.2%	93.2%
% of Patients satisfied with the time they had to wait for an appointment	0	0	N/A	87.2%	85.0%	88.3%

* This is based on patients treated on this contract for their most recent course of treatment. Figures in italics indicate the base number of FP17s or Patient Questionnaire responses are less than 100. N/A is shown where the base number of responses is less than 10 during the period. % is calculated as Quantity/Base number*100

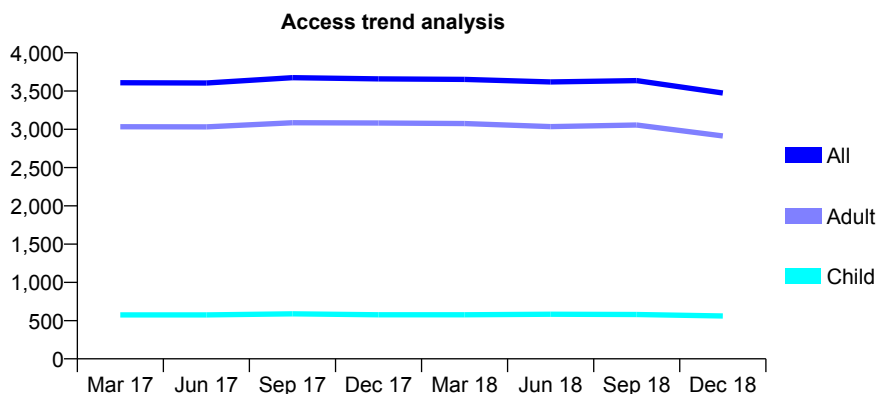
Q63 - Vital Signs At a Glance Contract Report for 101281/0167 - December 2018

Name or company name	OASIS DENTAL CARE LTD
Contract type name	GDS Contract
Purpose of contract	General
Contract start date	01/05/2007
Contract end date	

18/19 Contracted general activity (UDA)	8,500
Carry forward general activity (UDA)	0
18/19 Contracted orthodontic activity (UOA)	0
Carry forward orthodontic activity (UOA)	0
Baseline contract value	£225,822.87

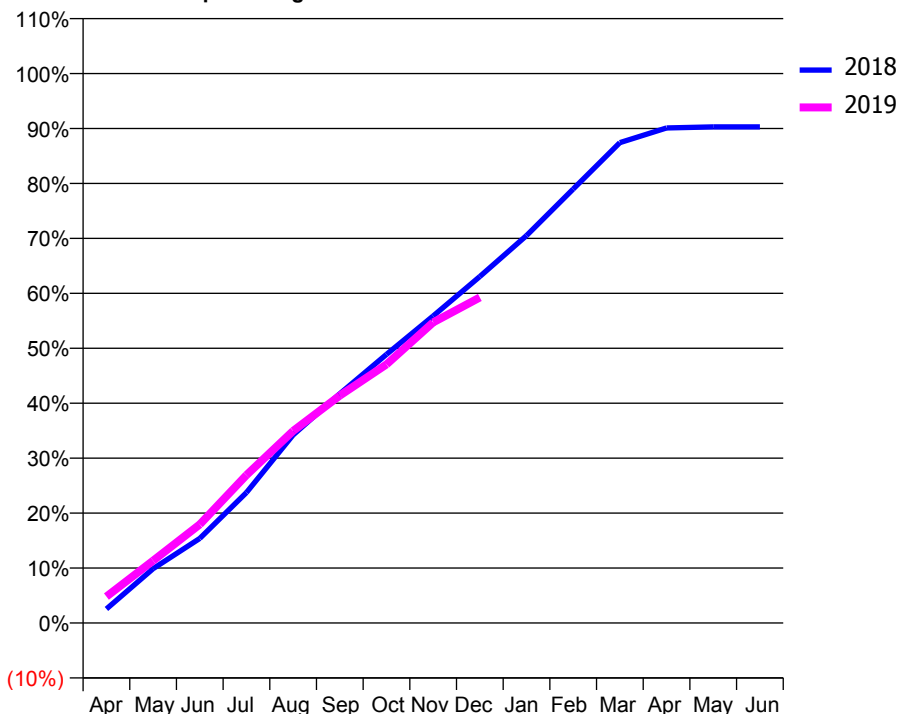
ACCESS*

Patients seen in 24 months	Total	Change since previous quarter
Quarter ending December 2017	3,659	
Quarter ending March 2018	3,652	→
Quarter ending June 2018	3,619	→
Quarter ending September 2018	3,636	→
Quarter ending December 2018	3,474	↓
Variance since December 2017	(5.1%)	↓



ACTIVITY

Cumulative percentage of contracted UDA delivered 2018 & 2019



Month	Adjusted Scheduled Activity (UDA)	
	2018	2019
April	218	409
May	841	965
June	1,309	1,526
July	2,018	2,288
August	2,910	2,972
September	3,546	3,518
October	4,156	4,000
November	4,750	4,650
December	5,359	5,037
January	5,993	
February	6,713	
March	7,431	
April	7,658	
May	7,673	
June	7,673	

QUALITY

	Quantity	Base Number	Contract	AT	Region	England
% of FP17s for the same patient ID Re-attending within 3 months - Children	34	523	6.5%	10.2%	11.8%	11.8%
% of FP17s for the same patient ID Re-attending within 3 months - Adults	233	2,083	11.2%	15.4%	16.7%	15.6%
% of FP17s for the same patient ID Re-attending between 3 & 9 months - Children	244	523	46.7%	49.0%	48.6%	58.8%
% of FP17s for the same patient ID Re-attending between 3 & 9 months - Adults	702	2,083	33.7%	38.7%	39.1%	51.0%
% of FP17s for Band 1 Urgent Courses	162	2,513	6.4%	10.2%	10.6%	9.0%
% of FP17s Relating to Free Repair or Replacements	14	2,513	0.6%	0.6%	0.5%	0.8%
% of FP17s Relating to Continuations	29	2,513	1.2%	0.9%	0.7%	0.9%
% of Patients satisfied with the dentistry they have received	0	0	N/A	91.8%	90.2%	93.2%
% of Patients satisfied with the time they had to wait for an appointment	0	0	N/A	87.2%	85.0%	88.3%

* This is based on patients treated on this contract for their most recent course of treatment. Figures in italics indicate the base number of FP17s or Patient Questionnaire responses are less than 100. N/A is shown where the base number of responses is less than 10 during the period. % is calculated as Quantity/Base number*100

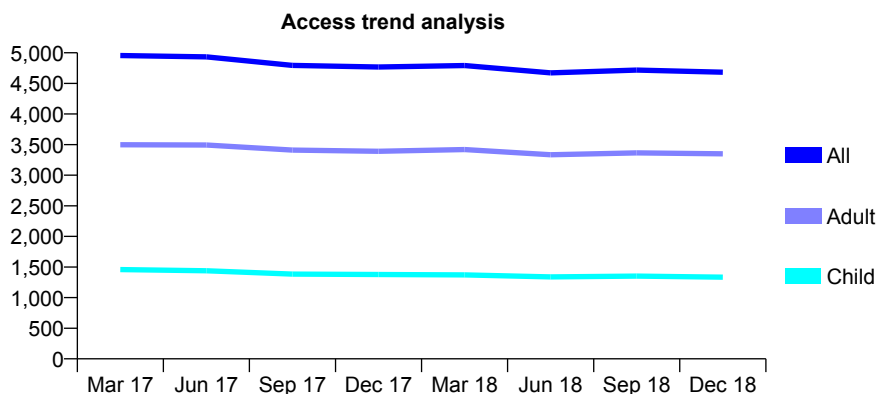
Q63 - Vital Signs At a Glance Contract Report for 101338/0042 - December 2018

Name or company name	Whitecross Dental Care Limited
Contract type name	GDS Contract
Purpose of contract	General
Contract start date	01/04/2006
Contract end date	

18/19 Contracted general activity (UDA)	17,283
Carry forward general activity (UDA)	0
18/19 Contracted orthodontic activity (UOA)	0
Carry forward orthodontic activity (UOA)	0
Baseline contract value	£605,996.99

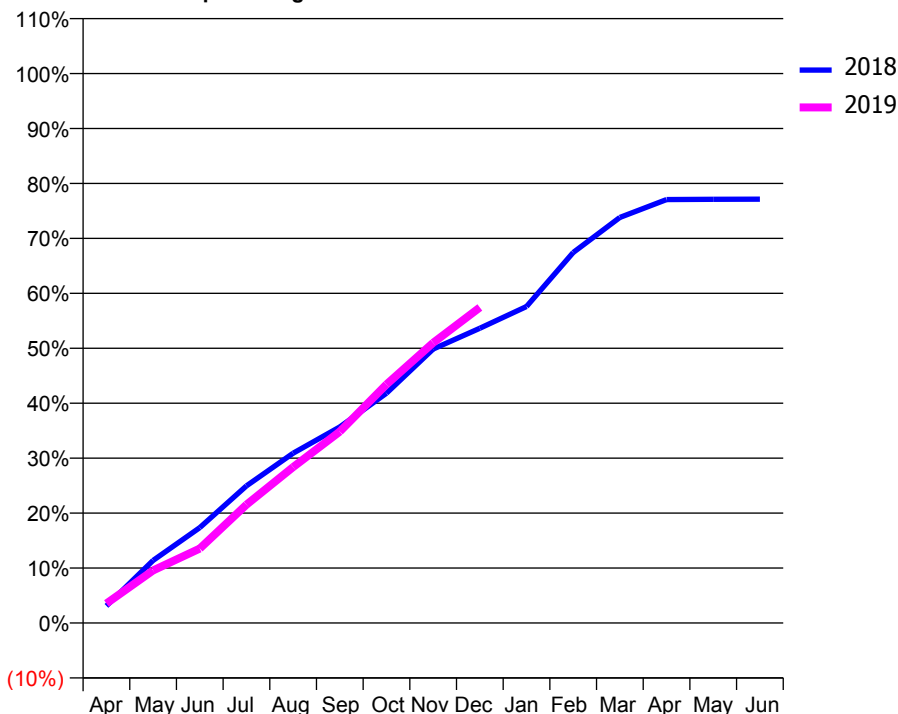
ACCESS*

Patients seen in 24 months	Total	Change since previous quarter
Quarter ending December 2017	4,767	
Quarter ending March 2018	4,791	→
Quarter ending June 2018	4,673	↓
Quarter ending September 2018	4,717	→
Quarter ending December 2018	4,684	→
Variance since December 2017	(1.7%)	↓



ACTIVITY

Cumulative percentage of contracted UDA delivered 2018 & 2019



Month	Adjusted Scheduled Activity (UDA)	
	2018	2019
April	538	614
May	1,969	1,655
June	3,000	2,341
July	4,315	3,722
August	5,339	4,907
September	6,165	6,023
October	7,228	7,506
November	8,615	8,813
December	9,272	9,923
January	9,954	
February	11,655	
March	12,756	
April	13,320	
May	13,328	
June	13,332	

QUALITY

	Quantity	Base Number	Contract	AT	Region	England
% of FP17s for the same patient ID Re-attending within 3 months - Children	78	1,190	6.6%	10.2%	11.8%	11.8%
% of FP17s for the same patient ID Re-attending within 3 months - Adults	385	2,648	14.5%	15.4%	16.7%	15.6%
% of FP17s for the same patient ID Re-attending between 3 & 9 months - Children	473	1,190	39.7%	49.0%	48.6%	58.8%
% of FP17s for the same patient ID Re-attending between 3 & 9 months - Adults	847	2,648	32.0%	38.7%	39.1%	51.0%
% of FP17s for Band 1 Urgent Courses	383	3,629	10.6%	10.2%	10.6%	9.0%
% of FP17s Relating to Free Repair or Replacements	26	3,629	0.7%	0.6%	0.5%	0.8%
% of FP17s Relating to Continuations	55	3,629	1.5%	0.9%	0.7%	0.9%
% of Patients satisfied with the dentistry they have received	2	3	N/A	91.8%	90.2%	93.2%
% of Patients satisfied with the time they had to wait for an appointment	2	3	N/A	87.2%	85.0%	88.3%

* This is based on patients treated on this contract for their most recent course of treatment. Figures in italics indicate the base number of FP17s or Patient Questionnaire responses are less than 100. N/A is shown where the base number of responses is less than 10 during the period. % is calculated as Quantity/Base number*100

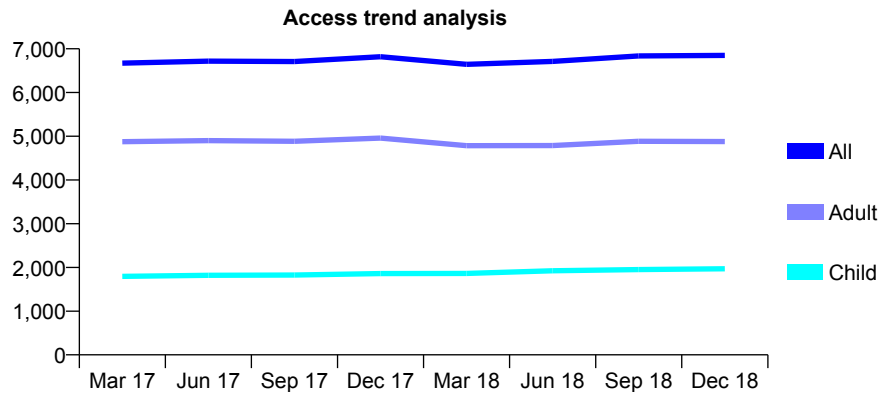
Q63 - Vital Signs At a Glance Contract Report for 101362/0030 - December 2018

Name or company name	Rodericks Dental Limited
Contract type name	GDS Contract
Purpose of contract	General
Contract start date	30/04/2010
Contract end date	

18/19 Contracted general activity (UDA)	16,500
Carry forward general activity (UDA)	-37
18/19 Contracted orthodontic activity (UOA)	0
Carry forward orthodontic activity (UOA)	0
Baseline contract value	£448,063.35

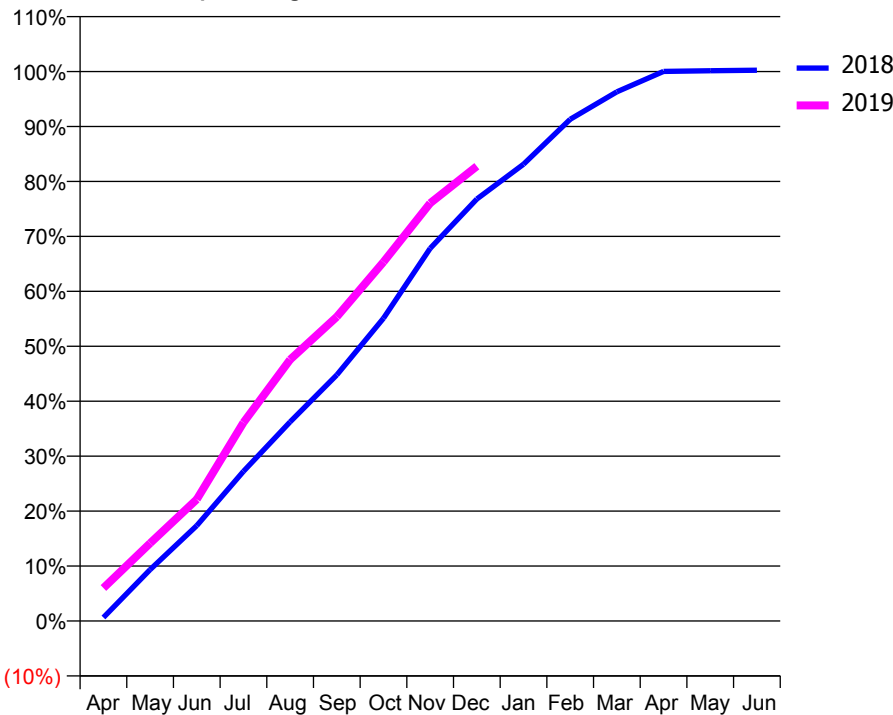
ACCESS*

Patients seen in 24 months	Total	Change since previous quarter
Quarter ending December 2017	6,818	
Quarter ending March 2018	6,646	↓
Quarter ending June 2018	6,711	→
Quarter ending September 2018	6,836	→
Quarter ending December 2018	6,848	→
Variance since December 2017	0.4%	→



ACTIVITY

Cumulative percentage of contracted UDA delivered 2018 & 2019



Month	Adjusted Scheduled Activity (UDA)	
	2018	2019
April	107	992
May	1,542	2,335
June	2,864	3,655
July	4,495	5,958
August	5,982	7,849
September	7,388	9,137
October	9,091	10,780
November	11,189	12,547
December	12,670	13,655
January	13,716	
February	15,066	
March	15,891	
April	16,502	
May	16,522	
June	16,537	

QUALITY

	Quantity	Base Number	Contract	AT	Region	England
% of FP17s for the same patient ID Re-attending within 3 months - Children	150	1,991	7.5%	10.2%	11.8%	11.8%
% of FP17s for the same patient ID Re-attending within 3 months - Adults	776	4,587	16.9%	15.4%	16.7%	15.6%
% of FP17s for the same patient ID Re-attending between 3 & 9 months - Children	1,083	1,991	54.4%	49.0%	48.6%	58.8%
% of FP17s for the same patient ID Re-attending between 3 & 9 months - Adults	1,898	4,587	41.4%	38.7%	39.1%	51.0%
% of FP17s for Band 1 Urgent Courses	794	6,289	12.6%	10.2%	10.6%	9.0%
% of FP17s Relating to Free Repair or Replacements	108	6,289	1.7%	0.6%	0.5%	0.8%
% of FP17s Relating to Continuations	39	6,289	0.6%	0.9%	0.7%	0.9%
% of Patients satisfied with the dentistry they have received	1	1	N/A	91.8%	90.2%	93.2%
% of Patients satisfied with the time they had to wait for an appointment	1	1	N/A	87.2%	85.0%	88.3%

* This is based on patients treated on this contract for their most recent course of treatment. Figures in italics indicate the base number of FP17s or Patient Questionnaire responses are less than 100. N/A is shown where the base number of responses is less than 10 during the period. % is calculated as Quantity/Base number*100

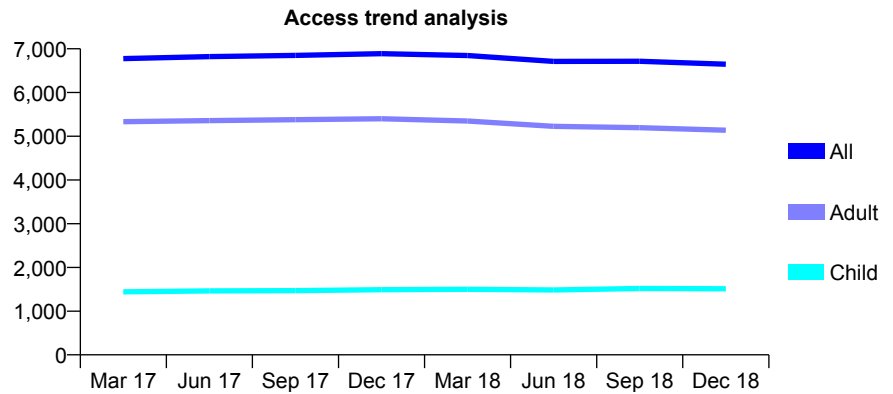
Q63 - Vital Signs At a Glance Contract Report for 101370/0062 - December 2018

Name or company name	Petrie Tucker & Partners Ltd
Contract type name	GDS Contract
Purpose of contract	General
Contract start date	01/04/2006
Contract end date	

18/19 Contracted general activity (UDA)	21,013
Carry forward general activity (UDA)	0
18/19 Contracted orthodontic activity (UOA)	0
Carry forward orthodontic activity (UOA)	0
Baseline contract value	£596,689.50

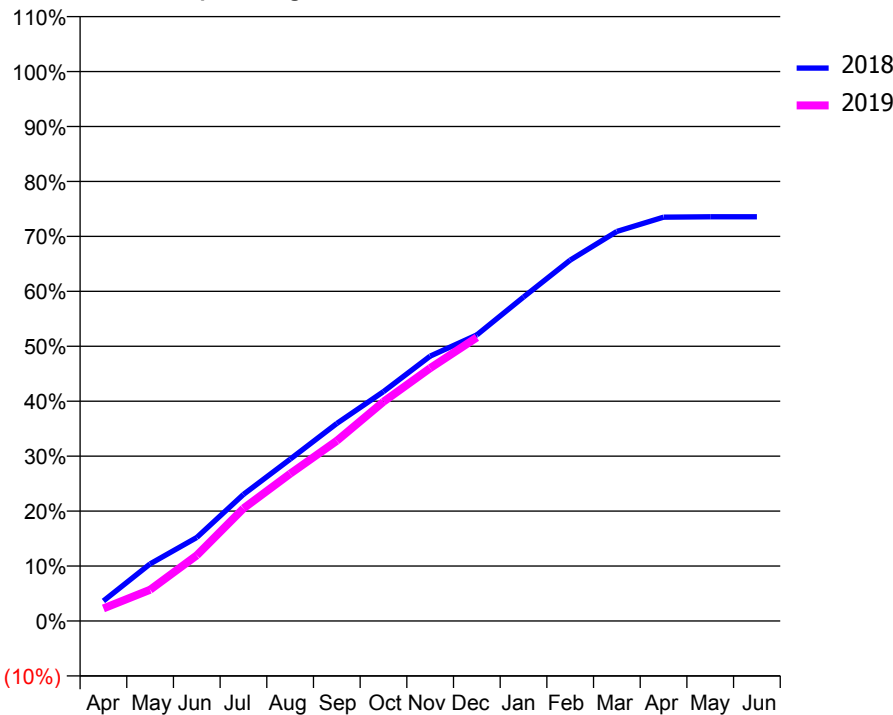
ACCESS*

Patients seen in 24 months	Total	Change since previous quarter
Quarter ending December 2017	6,890	
Quarter ending March 2018	6,847	→
Quarter ending June 2018	6,711	↓
Quarter ending September 2018	6,714	→
Quarter ending December 2018	6,647	→
Variance since December 2017	(3.5%)	↓



ACTIVITY

Cumulative percentage of contracted UDA delivered 2018 & 2019



Month	Adjusted Scheduled Activity (UDA)	
	2018	2019
April	769	479
May	2,184	1,198
June	3,197	2,513
July	4,840	4,305
August	6,189	5,634
September	7,553	6,894
October	8,771	8,384
November	10,129	9,672
December	10,941	10,845
January	12,388	
February	13,799	
March	14,896	
April	15,442	
May	15,458	
June	15,458	

QUALITY

	Quantity	Base Number	Contract	AT	Region	England
% of FP17s for the same patient ID Re-attending within 3 months - Children	84	1,387	6.1%	10.2%	11.8%	11.8%
% of FP17s for the same patient ID Re-attending within 3 months - Adults	422	3,925	10.8%	15.4%	16.7%	15.6%
% of FP17s for the same patient ID Re-attending between 3 & 9 months - Children	599	1,387	43.2%	49.0%	48.6%	58.8%
% of FP17s for the same patient ID Re-attending between 3 & 9 months - Adults	1,471	3,925	37.5%	38.7%	39.1%	51.0%
% of FP17s for Band 1 Urgent Courses	372	5,004	7.4%	10.2%	10.6%	9.0%
% of FP17s Relating to Free Repair or Replacements	30	5,004	0.6%	0.6%	0.5%	0.8%
% of FP17s Relating to Continuations	48	5,004	1.0%	0.9%	0.7%	0.9%
% of Patients satisfied with the dentistry they have received	2	2	N/A	91.8%	90.2%	93.2%
% of Patients satisfied with the time they had to wait for an appointment	2	2	N/A	87.2%	85.0%	88.3%

* This is based on patients treated on this contract for their most recent course of treatment. Figures in italics indicate the base number of FP17s or Patient Questionnaire responses are less than 100. N/A is shown where the base number of responses is less than 10 during the period. % is calculated as Quantity/Base number*100

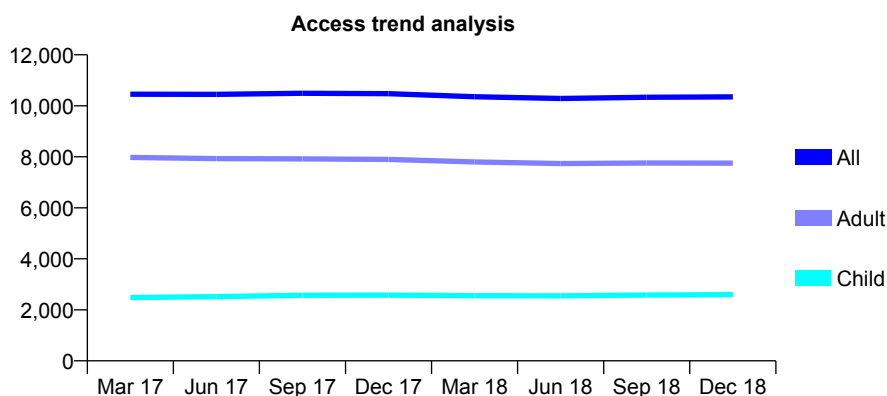
Q63 - Vital Signs At a Glance Contract Report for 101370/0067 - December 2018

Name or company name	Petrie Tucker & Partners Ltd
Contract type name	GDS Contract
Purpose of contract	General
Contract start date	01/04/2006
Contract end date	

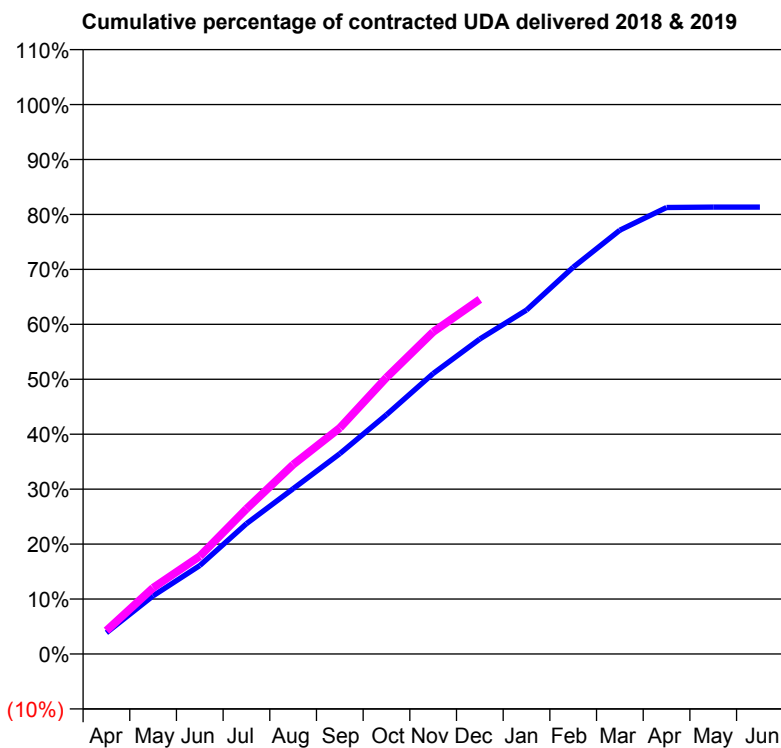
18/19 Contracted general activity (UDA)	37,732
Carry forward general activity (UDA)	0
18/19 Contracted orthodontic activity (UOA)	0
Carry forward orthodontic activity (UOA)	0
Baseline contract value	£1,073,757.68

ACCESS*

Patients seen in 24 months	Total	Change since previous quarter
Quarter ending December 2017	10,474	
Quarter ending March 2018	10,353	↓
Quarter ending June 2018	10,286	→
Quarter ending September 2018	10,336	→
Quarter ending December 2018	10,348	→
Variance since December 2017	(1.2%)	↓



ACTIVITY



Month	Adjusted Scheduled Activity (UDA)	
	2018	2019
April	1,464	1,607
May	3,995	4,550
June	6,076	6,715
July	8,954	9,965
August	11,346	13,006
September	13,759	15,520
October	16,436	18,990
November	19,262	22,120
December	21,634	24,353
January	23,620	
February	26,559	
March	29,102	
April	30,656	
May	30,688	
June	30,689	

QUALITY

	Quantity	Base Number	Contract	AT	Region	England
% of FP17s for the same patient ID Re-attending within 3 months - Children	236	2,647	8.9%	10.2%	11.8%	11.8%
% of FP17s for the same patient ID Re-attending within 3 months - Adults	1,142	6,390	17.9%	15.4%	16.7%	15.6%
% of FP17s for the same patient ID Re-attending between 3 & 9 months - Children	1,319	2,647	49.8%	49.0%	48.6%	58.8%
% of FP17s for the same patient ID Re-attending between 3 & 9 months - Adults	2,206	6,390	34.5%	38.7%	39.1%	51.0%
% of FP17s for Band 1 Urgent Courses	893	8,545	10.5%	10.2%	10.6%	9.0%
% of FP17s Relating to Free Repair or Replacements	69	8,545	0.8%	0.6%	0.5%	0.8%
% of FP17s Relating to Continuations	152	8,545	1.8%	0.9%	0.7%	0.9%
% of Patients satisfied with the dentistry they have received	2	2	N/A	91.8%	90.2%	93.2%
% of Patients satisfied with the time they had to wait for an appointment	1	2	N/A	87.2%	85.0%	88.3%

* This is based on patients treated on this contract for their most recent course of treatment. Figures in italics indicate the base number of FP17s or Patient Questionnaire responses are less than 100. N/A is shown where the base number of responses is less than 10 during the period. % is calculated as Quantity/Base number*100

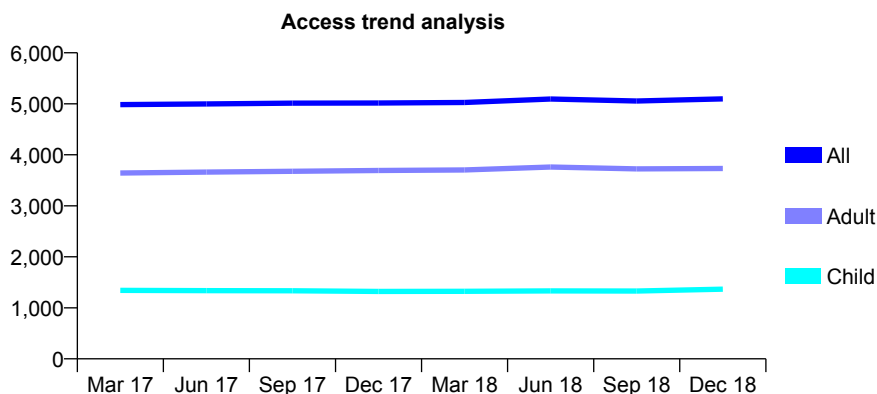
Q63 - Vital Signs At a Glance Contract Report for 101435/0001 - December 2018

Name or company name	IDH Limited
Contract type name	GDS Contract
Purpose of contract	General
Contract start date	01/04/2006
Contract end date	

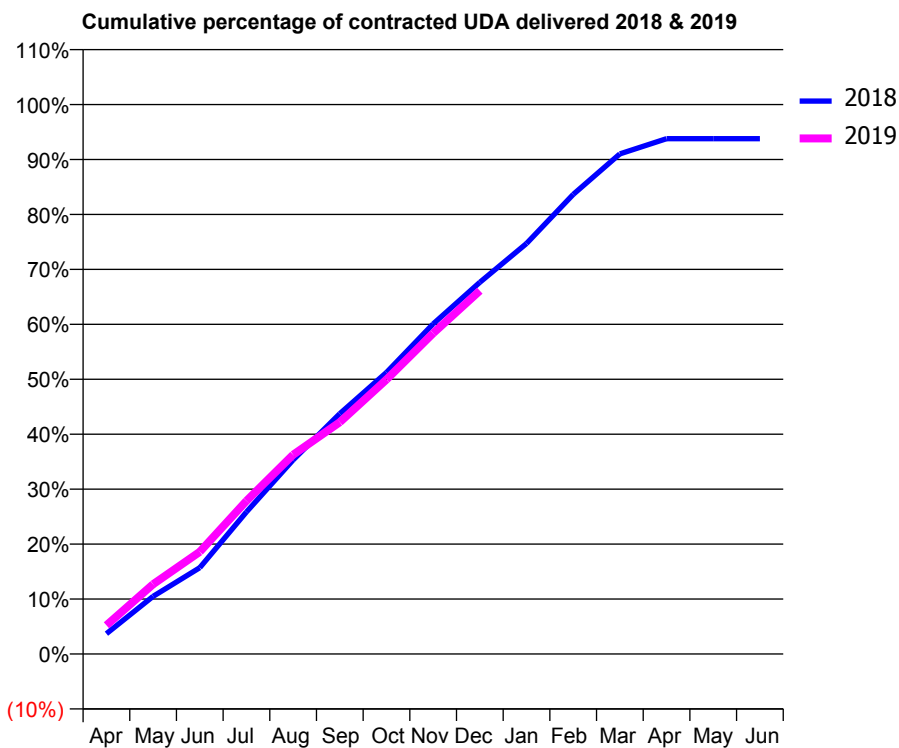
18/19 Contracted general activity (UDA)	13,959
Carry forward general activity (UDA)	0
18/19 Contracted orthodontic activity (UOA)	0
Carry forward orthodontic activity (UOA)	0
Baseline contract value	£370,278.51

ACCESS*

Patients seen in 24 months	Total	Change since previous quarter
Quarter ending December 2017	5,016	
Quarter ending March 2018	5,027	→
Quarter ending June 2018	5,093	→
Quarter ending September 2018	5,054	→
Quarter ending December 2018	5,096	→
Variance since December 2017	1.6%	→



ACTIVITY



Month	Adjusted Scheduled Activity (UDA)	
	2018	2019
April	516	729
May	1,466	1,774
June	2,192	2,595
July	3,609	3,890
August	4,931	5,064
September	6,107	5,890
October	7,154	6,974
November	8,384	8,149
December	9,442	9,228
January	10,428	
February	11,675	
March	12,705	
April	13,090	
May	13,089	
June	13,091	

QUALITY

	Quantity	Base Number	Contract	AT	Region	England
% of FP17s for the same patient ID Re-attending within 3 months - Children	73	1,168	6.3%	10.2%	11.8%	11.8%
% of FP17s for the same patient ID Re-attending within 3 months - Adults	230	2,480	9.3%	15.4%	16.7%	15.6%
% of FP17s for the same patient ID Re-attending between 3 & 9 months - Children	537	1,168	46.0%	49.0%	48.6%	58.8%
% of FP17s for the same patient ID Re-attending between 3 & 9 months - Adults	791	2,480	31.9%	38.7%	39.1%	51.0%
% of FP17s for Band 1 Urgent Courses	241	3,503	6.9%	10.2%	10.6%	9.0%
% of FP17s Relating to Free Repair or Replacements	6	3,503	0.2%	0.6%	0.5%	0.8%
% of FP17s Relating to Continuations	34	3,503	1.0%	0.9%	0.7%	0.9%
% of Patients satisfied with the dentistry they have received	0	0	N/A	91.8%	90.2%	93.2%
% of Patients satisfied with the time they had to wait for an appointment	0	0	N/A	87.2%	85.0%	88.3%

* This is based on patients treated on this contract for their most recent course of treatment. Figures in italics indicate the base number of FP17s or Patient Questionnaire responses are less than 100. N/A is shown where the base number of responses is less than 10 during the period. % is calculated as Quantity/Base number*100

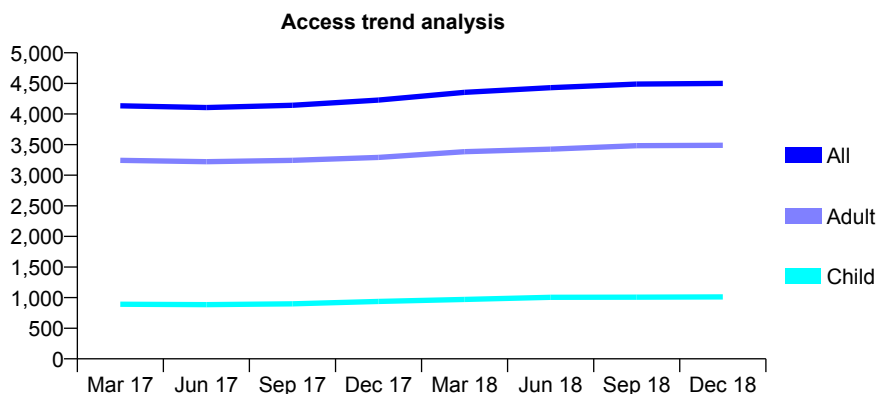
Q63 - Vital Signs At a Glance Contract Report for 101435/0026 - December 2018

Name or company name	IDH Limited
Contract type name	GDS Contract
Purpose of contract	General
Contract start date	01/04/2006
Contract end date	

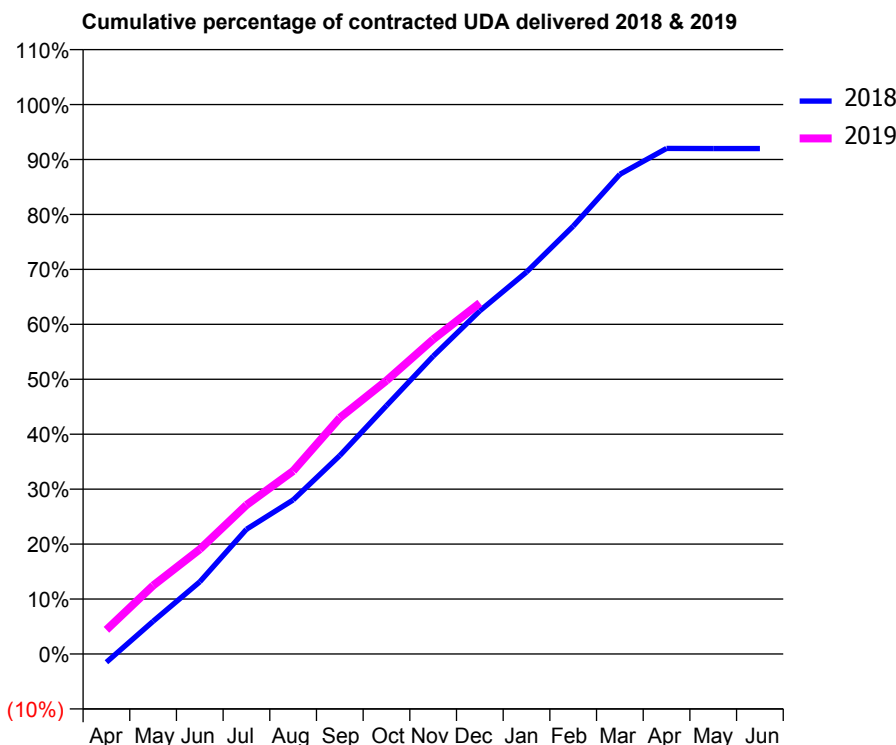
18/19 Contracted general activity (UDA)	14,614
Carry forward general activity (UDA)	0
18/19 Contracted orthodontic activity (UOA)	0
Carry forward orthodontic activity (UOA)	0
Baseline contract value	£364,859.73

ACCESS*

Patients seen in 24 months	Total	Change since previous quarter
Quarter ending December 2017	4,228	
Quarter ending March 2018	4,355	↑
Quarter ending June 2018	4,431	→
Quarter ending September 2018	4,489	→
Quarter ending December 2018	4,501	→
Variance since December 2017	6.5%	↑



ACTIVITY



Month	Adjusted Scheduled Activity (UDA)	
	2018	2019
April	-221	643
May	870	1,822
June	1,920	2,785
July	3,318	3,963
August	4,099	4,869
September	5,278	6,283
October	6,607	7,271
November	7,921	8,366
December	9,127	9,335
January	10,157	
February	11,380	
March	12,759	
April	13,445	
May	13,444	
June	13,441	

QUALITY

	Quantity	Base Number	Contract	AT	Region	England
% of FP17s for the same patient ID Re-attending within 3 months - Children	78	1,016	7.7%	10.2%	11.8%	11.8%
% of FP17s for the same patient ID Re-attending within 3 months - Adults	537	3,425	15.7%	15.4%	16.7%	15.6%
% of FP17s for the same patient ID Re-attending between 3 & 9 months - Children	519	1,016	51.1%	49.0%	48.6%	58.8%
% of FP17s for the same patient ID Re-attending between 3 & 9 months - Adults	1,763	3,425	51.5%	38.7%	39.1%	51.0%
% of FP17s for Band 1 Urgent Courses	365	4,181	8.7%	10.2%	10.6%	9.0%
% of FP17s Relating to Free Repair or Replacements	16	4,181	0.4%	0.6%	0.5%	0.8%
% of FP17s Relating to Continuations	105	4,181	2.5%	0.9%	0.7%	0.9%
% of Patients satisfied with the dentistry they have received	2	2	N/A	91.8%	90.2%	93.2%
% of Patients satisfied with the time they had to wait for an appointment	2	2	N/A	87.2%	85.0%	88.3%

* This is based on patients treated on this contract for their most recent course of treatment. Figures in italics indicate the base number of FP17s or Patient Questionnaire responses are less than 100. N/A is shown where the base number of responses is less than 10 during the period. % is calculated as Quantity/Base number*100

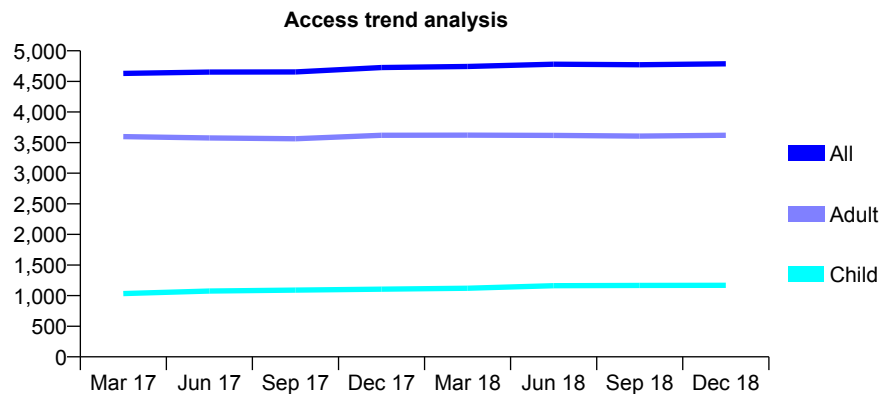
Q63 - Vital Signs At a Glance Contract Report for 101435/0030 - December 2018

Name or company name	IDH Limited
Contract type name	GDS Contract
Purpose of contract	General
Contract start date	01/04/2006
Contract end date	

18/19 Contracted general activity (UDA)	15,000
Carry forward general activity (UDA)	0
18/19 Contracted orthodontic activity (UOA)	0
Carry forward orthodontic activity (UOA)	0
Baseline contract value	£407,873.93

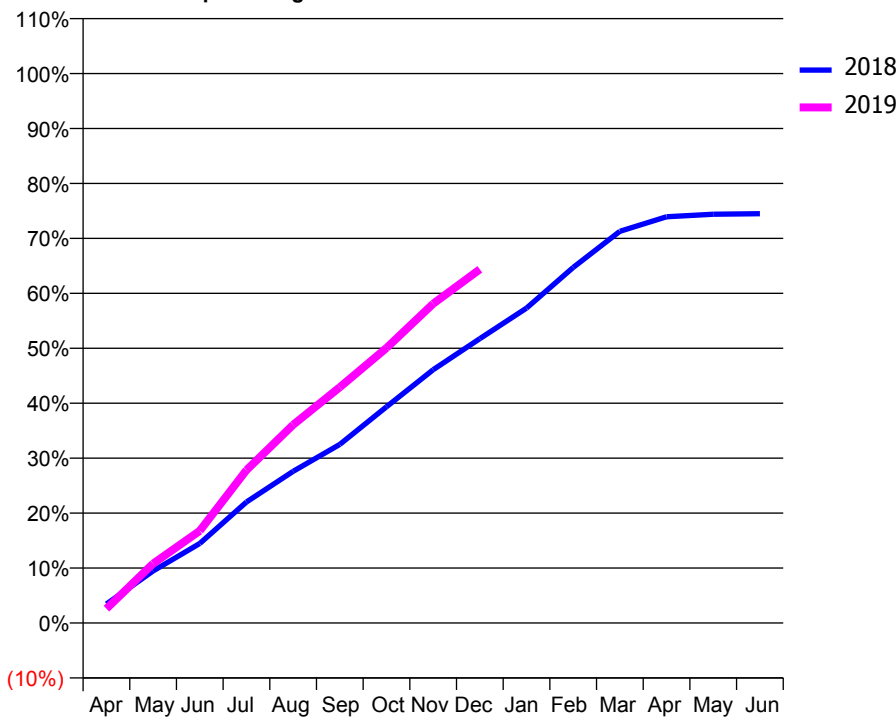
ACCESS*

Patients seen in 24 months	Total	Change since previous quarter
Quarter ending December 2017	4,726	
Quarter ending March 2018	4,745	→
Quarter ending June 2018	4,781	→
Quarter ending September 2018	4,773	→
Quarter ending December 2018	4,788	→
Variance since December 2017	1.3%	→



ACTIVITY

Cumulative percentage of contracted UDA delivered 2018 & 2019



Month	Adjusted Scheduled Activity (UDA)	
	2018	2019
April	520	390
May	1,423	1,623
June	2,172	2,518
July	3,303	4,174
August	4,139	5,409
September	4,875	6,437
October	5,903	7,506
November	6,913	8,717
December	7,764	9,656
January	8,594	
February	9,705	
March	10,692	
April	11,088	
May	11,159	
June	11,171	

QUALITY

	Quantity	Base Number	Contract	AT	Region	England
% of FP17s for the same patient ID Re-attending within 3 months - Children	78	1,056	7.4%	10.2%	11.8%	11.8%
% of FP17s for the same patient ID Re-attending within 3 months - Adults	386	2,999	12.9%	15.4%	16.7%	15.6%
% of FP17s for the same patient ID Re-attending between 3 & 9 months - Children	497	1,056	47.1%	49.0%	48.6%	58.8%
% of FP17s for the same patient ID Re-attending between 3 & 9 months - Adults	1,229	2,999	41.0%	38.7%	39.1%	51.0%
% of FP17s for Band 1 Urgent Courses	221	3,836	5.8%	10.2%	10.6%	9.0%
% of FP17s Relating to Free Repair or Replacements	14	3,836	0.4%	0.6%	0.5%	0.8%
% of FP17s Relating to Continuations	77	3,836	2.0%	0.9%	0.7%	0.9%
% of Patients satisfied with the dentistry they have received	1	2	N/A	91.8%	90.2%	93.2%
% of Patients satisfied with the time they had to wait for an appointment	1	2	N/A	87.2%	85.0%	88.3%

* This is based on patients treated on this contract for their most recent course of treatment. Figures in italics indicate the base number of FP17s or Patient Questionnaire responses are less than 100. N/A is shown where the base number of responses is less than 10 during the period. % is calculated as Quantity/Base number*100

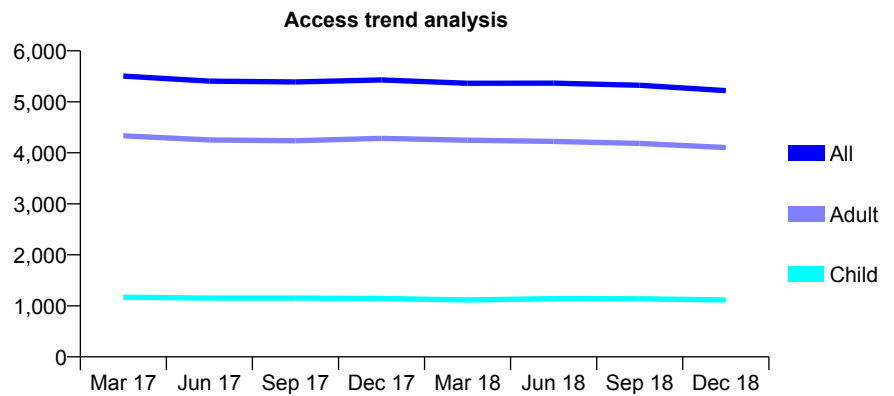
Q63 - Vital Signs At a Glance Contract Report for 101435/0032 - December 2018

Name or company name	IDH Limited
Contract type name	GDS Contract
Purpose of contract	General
Contract start date	01/04/2006
Contract end date	

18/19 Contracted general activity (UDA)	20,379
Carry forward general activity (UDA)	0
18/19 Contracted orthodontic activity (UOA)	0
Carry forward orthodontic activity (UOA)	0
Baseline contract value	£592,548.65

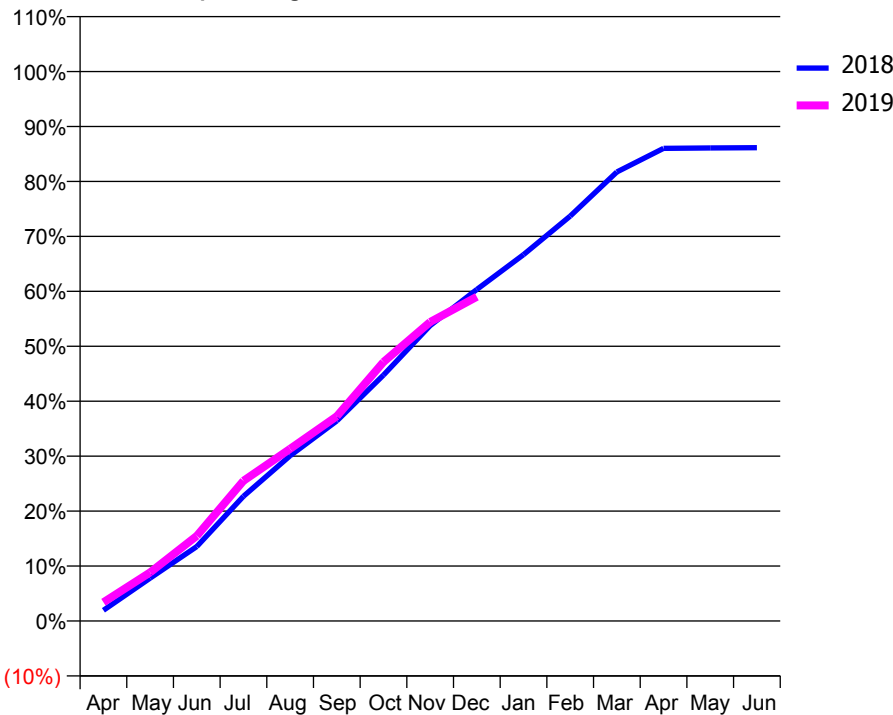
ACCESS*

Patients seen in 24 months	Total	Change since previous quarter
Quarter ending December 2017	5,429	
Quarter ending March 2018	5,363	↓
Quarter ending June 2018	5,366	→
Quarter ending September 2018	5,323	→
Quarter ending December 2018	5,219	↓
Variance since December 2017	(3.9%)	↓



ACTIVITY

Cumulative percentage of contracted UDA delivered 2018 & 2019



Month	Adjusted Scheduled Activity (UDA)	
	2018	2019
April	398	697
May	1,591	1,800
June	2,762	3,158
July	4,629	5,202
August	6,132	6,385
September	7,418	7,595
October	9,120	9,608
November	10,959	11,089
December	12,295	12,024
January	13,587	
February	15,015	
March	16,653	
April	17,526	
May	17,543	
June	17,554	

QUALITY

	Quantity	Base Number	Contract	AT	Region	England
% of FP17s for the same patient ID Re-attending within 3 months - Children	63	980	6.4%	10.2%	11.8%	11.8%
% of FP17s for the same patient ID Re-attending within 3 months - Adults	214	2,864	7.5%	15.4%	16.7%	15.6%
% of FP17s for the same patient ID Re-attending between 3 & 9 months - Children	427	980	43.6%	49.0%	48.6%	58.8%
% of FP17s for the same patient ID Re-attending between 3 & 9 months - Adults	1,103	2,864	38.5%	38.7%	39.1%	51.0%
% of FP17s for Band 1 Urgent Courses	98	3,620	2.7%	10.2%	10.6%	9.0%
% of FP17s Relating to Free Repair or Replacements	20	3,620	0.6%	0.6%	0.5%	0.8%
% of FP17s Relating to Continuations	47	3,620	1.3%	0.9%	0.7%	0.9%
% of Patients satisfied with the dentistry they have received	1	3	N/A	91.8%	90.2%	93.2%
% of Patients satisfied with the time they had to wait for an appointment	2	3	N/A	87.2%	85.0%	88.3%

* This is based on patients treated on this contract for their most recent course of treatment. Figures in italics indicate the base number of FP17s or Patient Questionnaire responses are less than 100. N/A is shown where the base number of responses is less than 10 during the period. % is calculated as Quantity/Base number*100

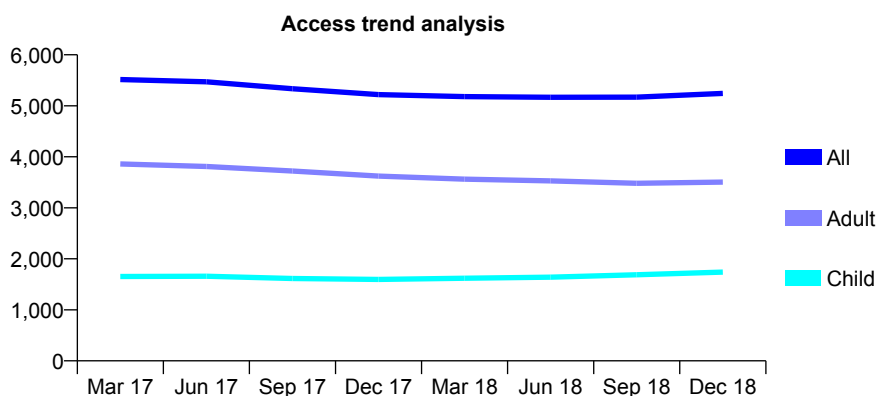
Q63 - Vital Signs At a Glance Contract Report for 101435/0036 - December 2018

Name or company name	IDH Limited
Contract type name	GDS Contract
Purpose of contract	General
Contract start date	01/04/2006
Contract end date	

18/19 Contracted general activity (UDA)	15,301
Carry forward general activity (UDA)	-87
18/19 Contracted orthodontic activity (UOA)	0
Carry forward orthodontic activity (UOA)	0
Baseline contract value	£485,353.26

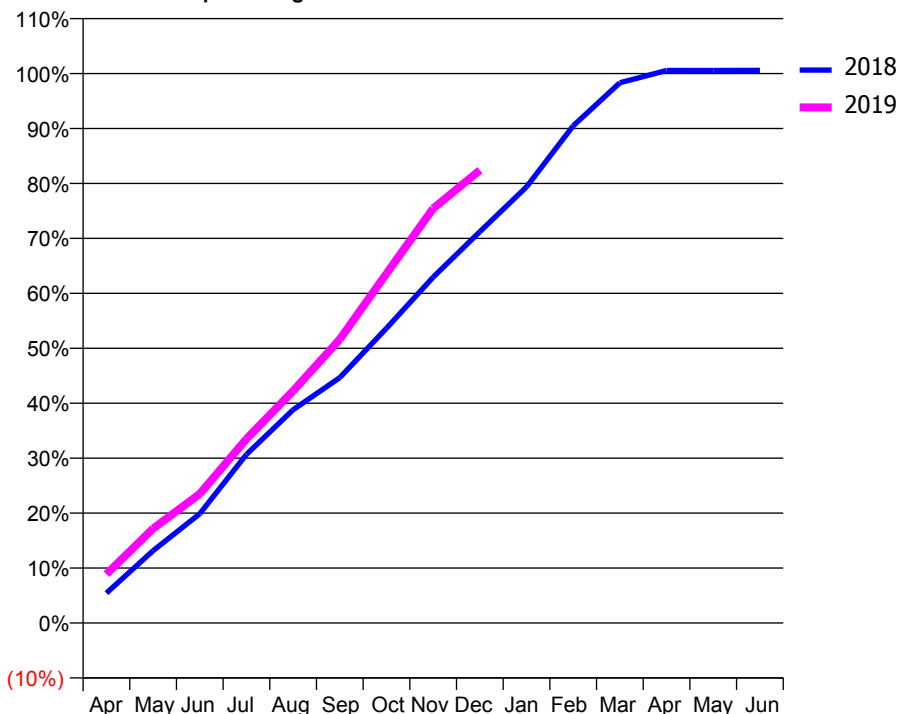
ACCESS*

Patients seen in 24 months	Total	Change since previous quarter
Quarter ending December 2017	5,219	
Quarter ending March 2018	5,180	→
Quarter ending June 2018	5,167	→
Quarter ending September 2018	5,169	→
Quarter ending December 2018	5,243	→
Variance since December 2017	0.5%	→



ACTIVITY

Cumulative percentage of contracted UDA delivered 2018 & 2019



Month	Adjusted Scheduled Activity (UDA)	
	2018	2019
April	834	1,359
May	2,015	2,630
June	3,042	3,595
July	4,694	5,127
August	5,937	6,462
September	6,833	7,899
October	8,208	9,730
November	9,629	11,541
December	10,895	12,609
January	12,145	
February	13,845	
March	15,042	
April	15,384	
May	15,385	
June	15,388	

QUALITY

	Quantity	Base Number	Contract	AT	Region	England
% of FP17s for the same patient ID Re-attending within 3 months - Children	105	1,756	6.0%	10.2%	11.8%	11.8%
% of FP17s for the same patient ID Re-attending within 3 months - Adults	332	2,552	13.0%	15.4%	16.7%	15.6%
% of FP17s for the same patient ID Re-attending between 3 & 9 months - Children	750	1,756	42.7%	49.0%	48.6%	58.8%
% of FP17s for the same patient ID Re-attending between 3 & 9 months - Adults	723	2,552	28.3%	38.7%	39.1%	51.0%
% of FP17s for Band 1 Urgent Courses	288	4,161	6.9%	10.2%	10.6%	9.0%
% of FP17s Relating to Free Repair or Replacements	13	4,161	0.3%	0.6%	0.5%	0.8%
% of FP17s Relating to Continuations	16	4,161	0.4%	0.9%	0.7%	0.9%
% of Patients satisfied with the dentistry they have received	3	3	N/A	91.8%	90.2%	93.2%
% of Patients satisfied with the time they had to wait for an appointment	2	3	N/A	87.2%	85.0%	88.3%

* This is based on patients treated on this contract for their most recent course of treatment. Figures in italics indicate the base number of FP17s or Patient Questionnaire responses are less than 100. N/A is shown where the base number of responses is less than 10 during the period. % is calculated as Quantity/Base number*100

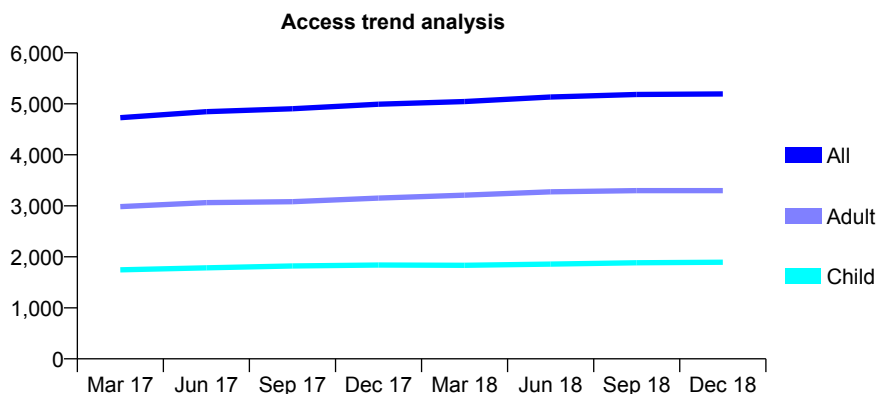
Q63 - Vital Signs At a Glance Contract Report for 101435/0037 - December 2018

Name or company name	IDH Limited
Contract type name	GDS Contract
Purpose of contract	General
Contract start date	01/04/2006
Contract end date	

18/19 Contracted general activity (UDA)	12,512
Carry forward general activity (UDA)	228
18/19 Contracted orthodontic activity (UOA)	0
Carry forward orthodontic activity (UOA)	0
Baseline contract value	£338,441.61

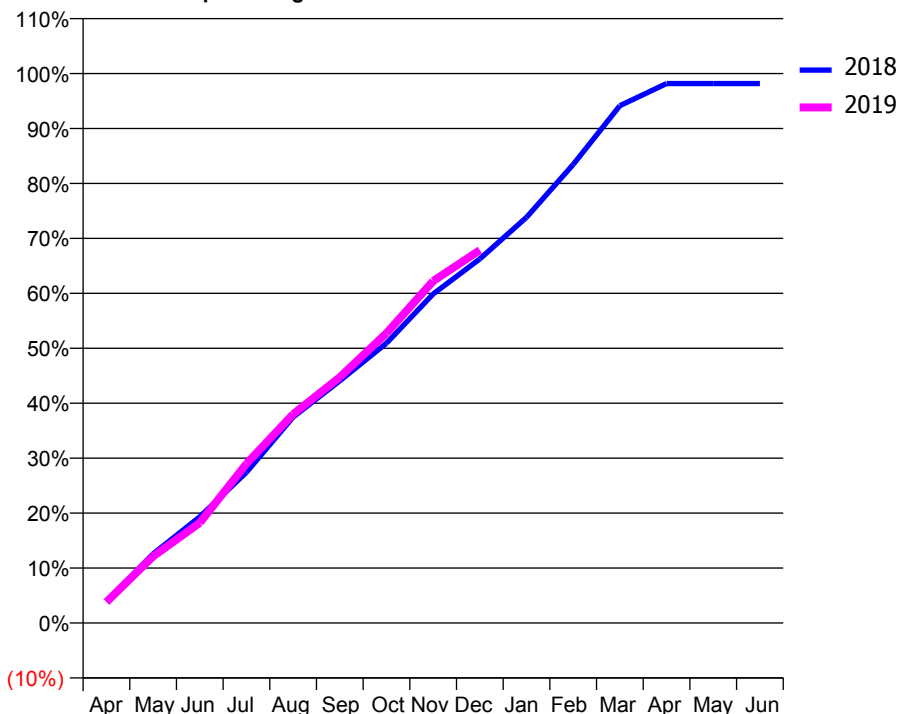
ACCESS*

Patients seen in 24 months	Total	Change since previous quarter
Quarter ending December 2017	4,991	
Quarter ending March 2018	5,045	→
Quarter ending June 2018	5,133	→
Quarter ending September 2018	5,182	→
Quarter ending December 2018	5,194	→
Variance since December 2017	4.1%	↑



ACTIVITY

Cumulative percentage of contracted UDA delivered 2018 & 2019



Adjusted Scheduled Activity (UDA)		
Month	2018	2019
April	498	478
May	1,575	1,518
June	2,420	2,281
July	3,431	3,626
August	4,690	4,756
September	5,516	5,599
October	6,372	6,598
November	7,493	7,786
December	8,291	8,490
January	9,239	
February	10,440	
March	11,779	
April	12,284	
May	12,284	
June	12,284	

QUALITY

	Quantity	Base Number	Contract	AT	Region	England
% of FP17s for the same patient ID Re-attending within 3 months - Children	81	1,510	5.4%	10.2%	11.8%	11.8%
% of FP17s for the same patient ID Re-attending within 3 months - Adults	197	2,138	9.2%	15.4%	16.7%	15.6%
% of FP17s for the same patient ID Re-attending between 3 & 9 months - Children	574	1,510	38.0%	49.0%	48.6%	58.8%
% of FP17s for the same patient ID Re-attending between 3 & 9 months - Adults	665	2,138	31.1%	38.7%	39.1%	51.0%
% of FP17s for Band 1 Urgent Courses	145	3,482	4.2%	10.2%	10.6%	9.0%
% of FP17s Relating to Free Repair or Replacements	18	3,482	0.5%	0.6%	0.5%	0.8%
% of FP17s Relating to Continuations	30	3,482	0.9%	0.9%	0.7%	0.9%
% of Patients satisfied with the dentistry they have received	1	1	N/A	91.8%	90.2%	93.2%
% of Patients satisfied with the time they had to wait for an appointment	1	1	N/A	87.2%	85.0%	88.3%

* This is based on patients treated on this contract for their most recent course of treatment. Figures in italics indicate the base number of FP17s or Patient Questionnaire responses are less than 100. N/A is shown where the base number of responses is less than 10 during the period. % is calculated as Quantity/Base number*100

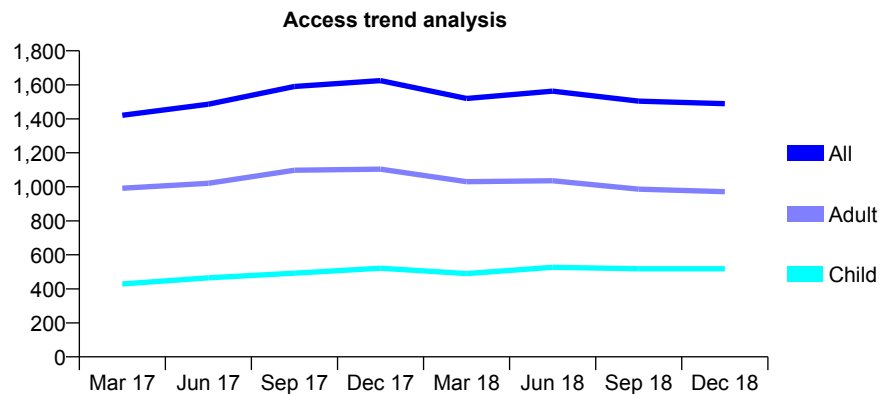
Q63 - Vital Signs At a Glance Contract Report for 103756/0001 - December 2018

Name or company name	Smile Impressions Blackheath Ltd
Contract type name	GDS Contract
Purpose of contract	General
Contract start date	01/06/2015
Contract end date	

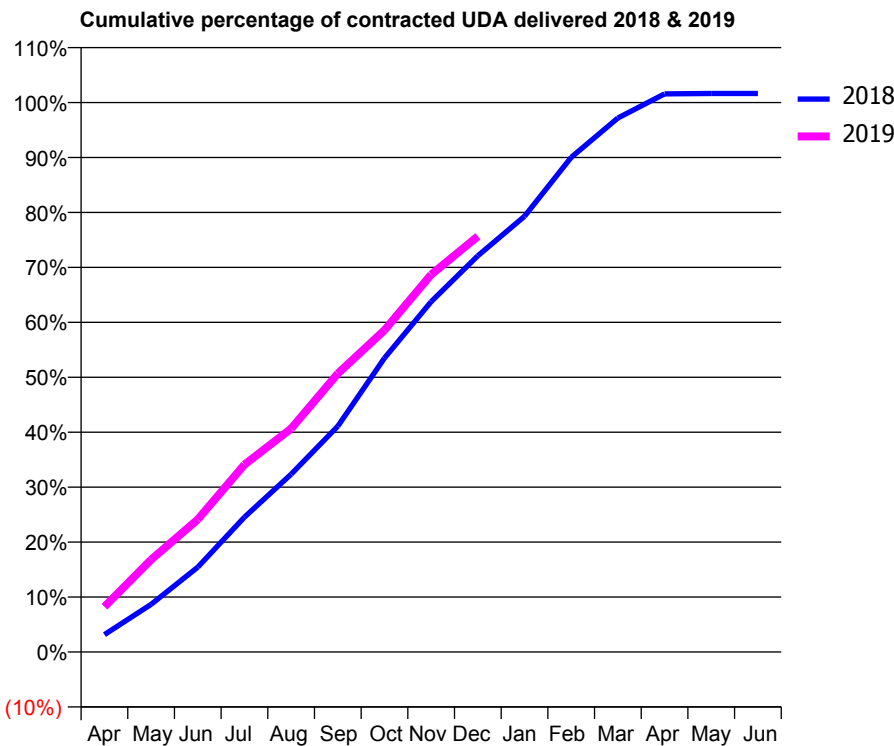
18/19 Contracted general activity (UDA)	3,463
Carry forward general activity (UDA)	-57
18/19 Contracted orthodontic activity (UOA)	0
Carry forward orthodontic activity (UOA)	0
Baseline contract value	£79,960.94

ACCESS*

Patients seen in 24 months	Total	Change since previous quarter
Quarter ending December 2017	1,625	
Quarter ending March 2018	1,520	↓
Quarter ending June 2018	1,563	↑
Quarter ending September 2018	1,504	↓
Quarter ending December 2018	1,489	→
Variance since December 2017	(8.4%)	↓



ACTIVITY



Month	Adjusted Scheduled Activity (UDA)	
	2018	2019
April	109	285
May	301	582
June	535	836
July	850	1,181
August	1,121	1,408
September	1,423	1,755
October	1,852	2,028
November	2,208	2,379
December	2,497	2,620
January	2,746	
February	3,117	
March	3,365	
April	3,518	
May	3,520	
June	3,520	

QUALITY

	Quantity	Base Number	Contract	AT	Region	England
% of FP17s for the same patient ID Re-attending within 3 months - Children	68	645	10.5%	10.2%	11.8%	11.8%
% of FP17s for the same patient ID Re-attending within 3 months - Adults	69	735	9.4%	15.4%	16.7%	15.6%
% of FP17s for the same patient ID Re-attending between 3 & 9 months - Children	356	645	55.2%	49.0%	48.6%	58.8%
% of FP17s for the same patient ID Re-attending between 3 & 9 months - Adults	308	735	41.9%	38.7%	39.1%	51.0%
% of FP17s for Band 1 Urgent Courses	79	1,334	5.9%	10.2%	10.6%	9.0%
% of FP17s Relating to Free Repair or Replacements	3	1,334	0.2%	0.6%	0.5%	0.8%
% of FP17s Relating to Continuations	0	1,334	0.0%	0.9%	0.7%	0.9%
% of Patients satisfied with the dentistry they have received	0	0	N/A	91.8%	90.2%	93.2%
% of Patients satisfied with the time they had to wait for an appointment	0	0	N/A	87.2%	85.0%	88.3%

* This is based on patients treated on this contract for their most recent course of treatment. Figures in italics indicate the base number of FP17s or Patient Questionnaire responses are less than 100. N/A is shown where the base number of responses is less than 10 during the period. % is calculated as Quantity/Base number*100

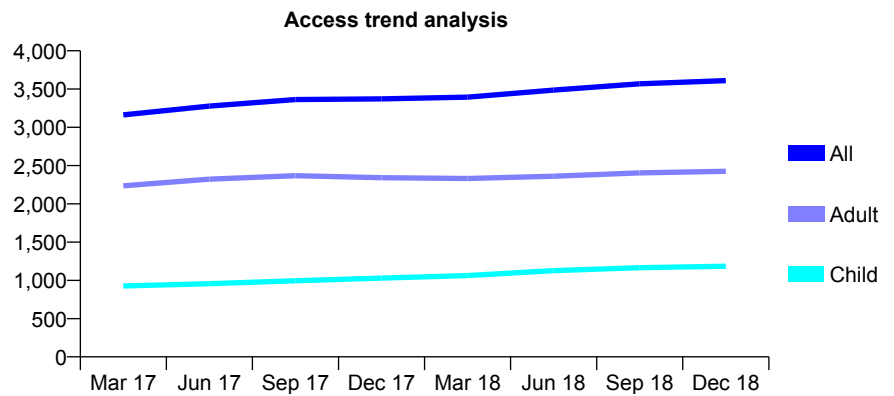
Q63 - Vital Signs At a Glance Contract Report for 103896/0001 - December 2018

Name or company name	Newham Family Dental Care Limited
Contract type name	GDS Contract
Purpose of contract	General
Contract start date	17/03/2011
Contract end date	

18/19 Contracted general activity (UDA)	10,000
Carry forward general activity (UDA)	0
18/19 Contracted orthodontic activity (UOA)	0
Carry forward orthodontic activity (UOA)	0
Baseline contract value	£337,969.07

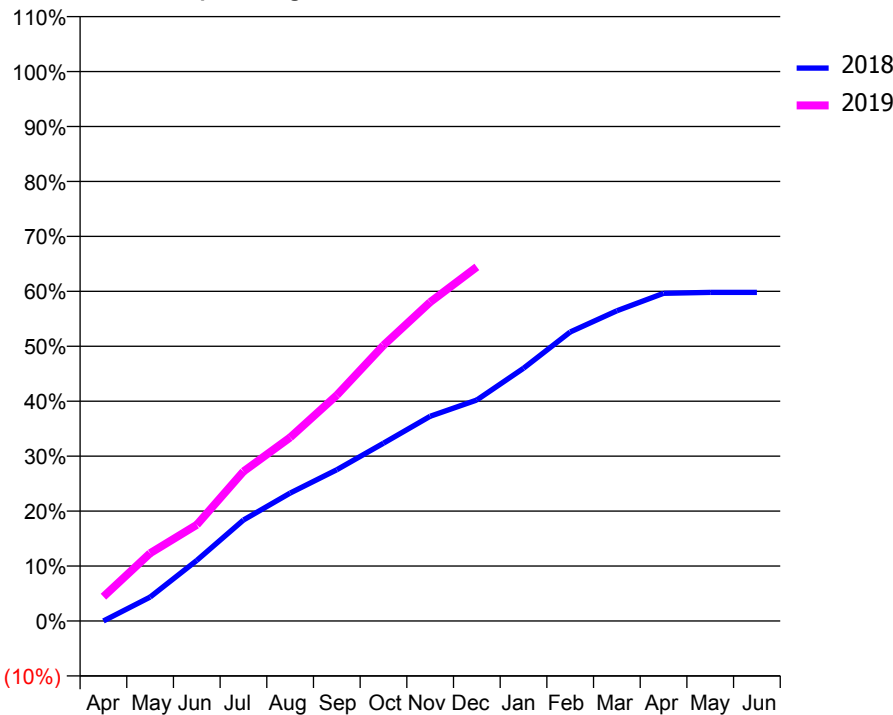
ACCESS*

Patients seen in 24 months	Total	Change since previous quarter
Quarter ending December 2017	3,372	
Quarter ending March 2018	3,395	→
Quarter ending June 2018	3,487	↑
Quarter ending September 2018	3,569	↑
Quarter ending December 2018	3,611	→
Variance since December 2017	7.1%	↑



ACTIVITY

Cumulative percentage of contracted UDA delivered 2018 & 2019



Month	Adjusted Scheduled Activity (UDA)	
	2018	2019
April	0	444
May	654	1,234
June	1,653	1,752
July	2,758	2,723
August	3,491	3,340
September	4,131	4,110
October	4,853	5,016
November	5,588	5,803
December	6,032	6,443
January	6,900	
February	7,889	
March	8,468	
April	8,946	
May	8,970	
June	8,970	

QUALITY

	Quantity	Base Number	Contract	AT	Region	England
% of FP17s for the same patient ID Re-attending within 3 months - Children	59	1,156	5.1%	10.2%	11.8%	11.8%
% of FP17s for the same patient ID Re-attending within 3 months - Adults	180	1,907	9.4%	15.4%	16.7%	15.6%
% of FP17s for the same patient ID Re-attending between 3 & 9 months - Children	561	1,156	48.5%	49.0%	48.6%	58.8%
% of FP17s for the same patient ID Re-attending between 3 & 9 months - Adults	617	1,907	32.4%	38.7%	39.1%	51.0%
% of FP17s for Band 1 Urgent Courses	588	2,845	20.7%	10.2%	10.6%	9.0%
% of FP17s Relating to Free Repair or Replacements	8	2,845	0.3%	0.6%	0.5%	0.8%
% of FP17s Relating to Continuations	6	2,845	0.2%	0.9%	0.7%	0.9%
% of Patients satisfied with the dentistry they have received	0	0	N/A	91.8%	90.2%	93.2%
% of Patients satisfied with the time they had to wait for an appointment	0	0	N/A	87.2%	85.0%	88.3%

* This is based on patients treated on this contract for their most recent course of treatment. Figures in italics indicate the base number of FP17s or Patient Questionnaire responses are less than 100. N/A is shown where the base number of responses is less than 10 during the period. % is calculated as Quantity/Base number*100

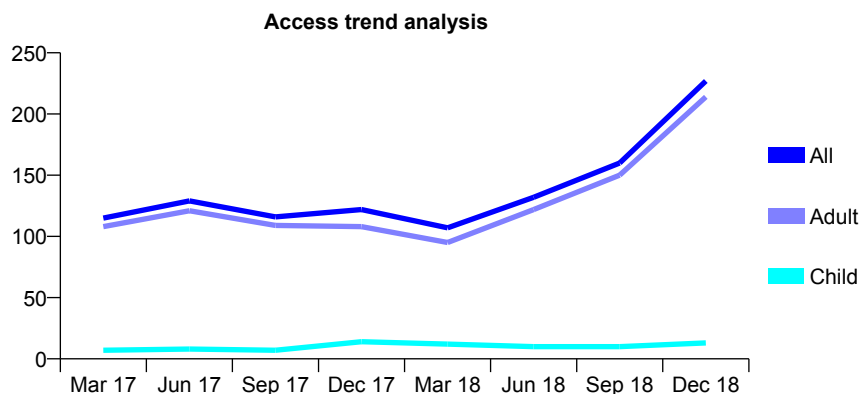
Q63 - Vital Signs At a Glance Contract Report for 104523/0009 - December 2018

Name or company name	Bromley Healthcare Interest Company
Contract type name	PDS Contract
Purpose of contract	General
Contract start date	01/08/2014
Contract end date	31/03/2019

18/19 Contracted general activity (UDA)	1,348
Carry forward general activity (UDA)	0
18/19 Contracted orthodontic activity (UOA)	0
Carry forward orthodontic activity (UOA)	0
Baseline contract value	£57,626.90

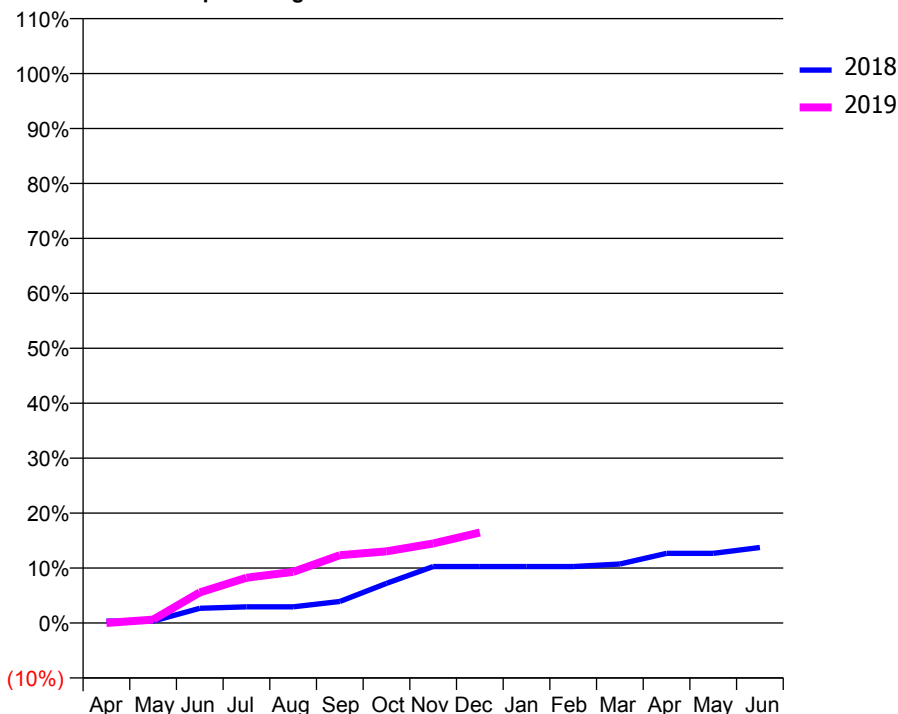
ACCESS*

Patients seen in 24 months	Total	Change since previous quarter
Quarter ending December 2017	122	
Quarter ending March 2018	107	↓
Quarter ending June 2018	132	↑
Quarter ending September 2018	160	↑
Quarter ending December 2018	227	↑
Variance since December 2017	86.1%	↑



ACTIVITY

Cumulative percentage of contracted UDA delivered 2018 & 2019



Month	Adjusted Scheduled Activity (UDA)	
	2018	2019
April	5	0
May	5	8
June	36	75
July	40	111
August	40	125
September	53	166
October	97	176
November	139	195
December	139	222
January	139	
February	139	
March	145	
April	171	
May	171	
June	185	

QUALITY

	Quantity	Base Number	Contract	AT	Region	England
% of FP17s for the same patient ID Re-attending within 3 months - Children	0	28	0.0%	10.2%	11.8%	11.8%
% of FP17s for the same patient ID Re-attending within 3 months - Adults	1	288	0.3%	15.4%	16.7%	15.6%
% of FP17s for the same patient ID Re-attending between 3 & 9 months - Children	0	28	0.0%	49.0%	48.6%	58.8%
% of FP17s for the same patient ID Re-attending between 3 & 9 months - Adults	1	288	0.3%	38.7%	39.1%	51.0%
% of FP17s for Band 1 Urgent Courses	211	219	96.3%	10.2%	10.6%	9.0%
% of FP17s Relating to Free Repair or Replacements	0	219	0.0%	0.6%	0.5%	0.8%
% of FP17s Relating to Continuations	0	219	0.0%	0.9%	0.7%	0.9%
% of Patients satisfied with the dentistry they have received	0	0	N/A	91.8%	90.2%	93.2%
% of Patients satisfied with the time they had to wait for an appointment	0	0	N/A	87.2%	85.0%	88.3%

* This is based on patients treated on this contract for their most recent course of treatment. Figures in italics indicate the base number of FP17s or Patient Questionnaire responses are less than 100. N/A is shown where the base number of responses is less than 10 during the period. % is calculated as Quantity/Base number*100

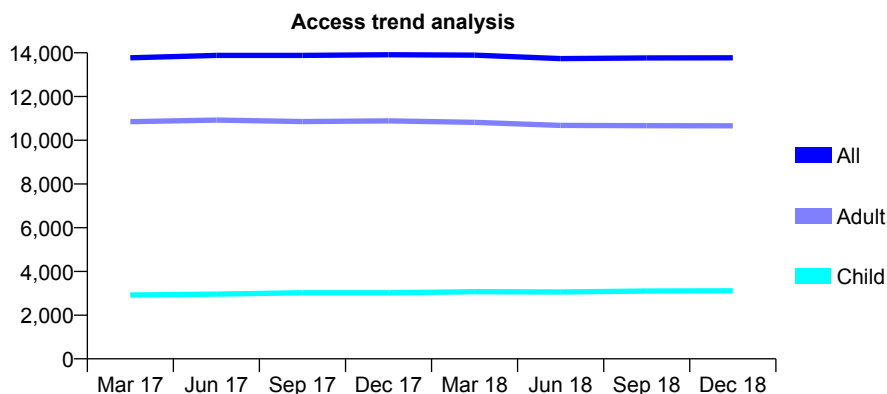
Q63 - Vital Signs At a Glance Contract Report for 104965/0001 - December 2018

Name or company name	Brightsmile Dental Care Limited
Contract type name	GDS Contract
Purpose of contract	General
Contract start date	01/11/2010
Contract end date	

18/19 Contracted general activity (UDA)	36,000
Carry forward general activity (UDA)	-528
18/19 Contracted orthodontic activity (UOA)	0
Carry forward orthodontic activity (UOA)	0
Baseline contract value	£1,048,346.21

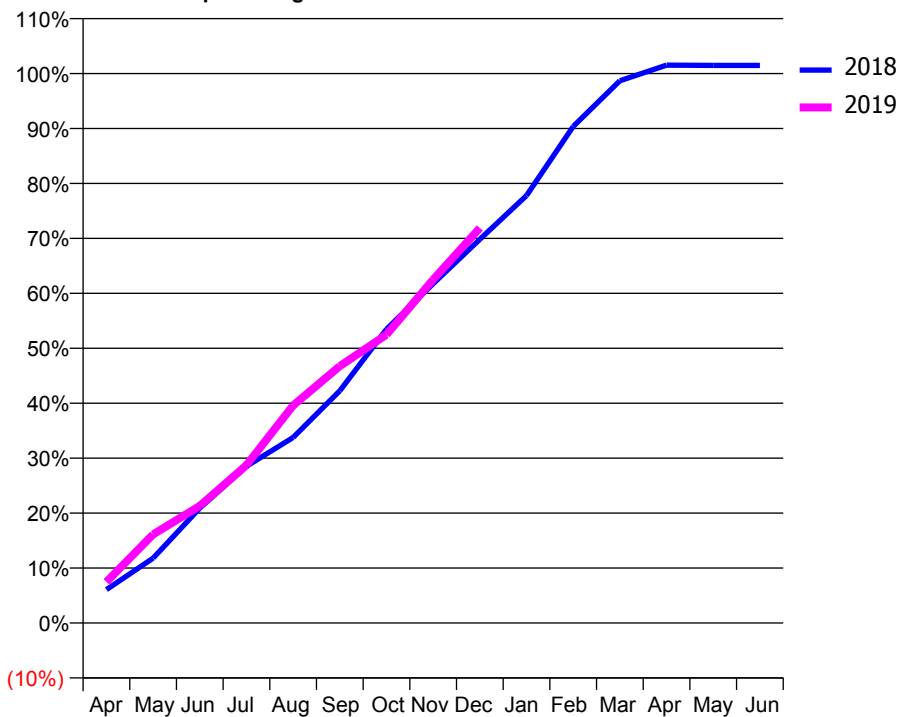
ACCESS*

Patients seen in 24 months	Total	Change since previous quarter
Quarter ending December 2017	13,911	
Quarter ending March 2018	13,894	→
Quarter ending June 2018	13,735	↓
Quarter ending September 2018	13,767	→
Quarter ending December 2018	13,771	→
Variance since December 2017	(1.0%)	↓



ACTIVITY

Cumulative percentage of contracted UDA delivered 2018 & 2019



Month	Adjusted Scheduled Activity (UDA)	
	2018	2019
April	2,187	2,693
May	4,248	5,807
June	7,522	7,677
July	10,268	10,338
August	12,157	14,253
September	15,216	16,826
October	19,247	18,890
November	22,225	22,496
December	25,139	25,882
January	28,000	
February	32,531	
March	35,528	
April	36,551	
May	36,528	
June	36,528	

QUALITY

	Quantity	Base Number	Contract	AT	Region	England
% of FP17s for the same patient ID Re-attending within 3 months - Children	127	2,823	4.5%	10.2%	11.8%	11.8%
% of FP17s for the same patient ID Re-attending within 3 months - Adults	777	8,616	9.0%	15.4%	16.7%	15.6%
% of FP17s for the same patient ID Re-attending between 3 & 9 months - Children	1,434	2,823	50.8%	49.0%	48.6%	58.8%
% of FP17s for the same patient ID Re-attending between 3 & 9 months - Adults	3,973	8,616	46.1%	38.7%	39.1%	51.0%
% of FP17s for Band 1 Urgent Courses	842	11,045	7.6%	10.2%	10.6%	9.0%
% of FP17s Relating to Free Repair or Replacements	41	11,045	0.4%	0.6%	0.5%	0.8%
% of FP17s Relating to Continuations	18	11,045	0.2%	0.9%	0.7%	0.9%
% of Patients satisfied with the dentistry they have received	5	6	N/A	91.8%	90.2%	93.2%
% of Patients satisfied with the time they had to wait for an appointment	5	6	N/A	87.2%	85.0%	88.3%

* This is based on patients treated on this contract for their most recent course of treatment. Figures in italics indicate the base number of FP17s or Patient Questionnaire responses are less than 100. N/A is shown where the base number of responses is less than 10 during the period. % is calculated as Quantity/Base number*100

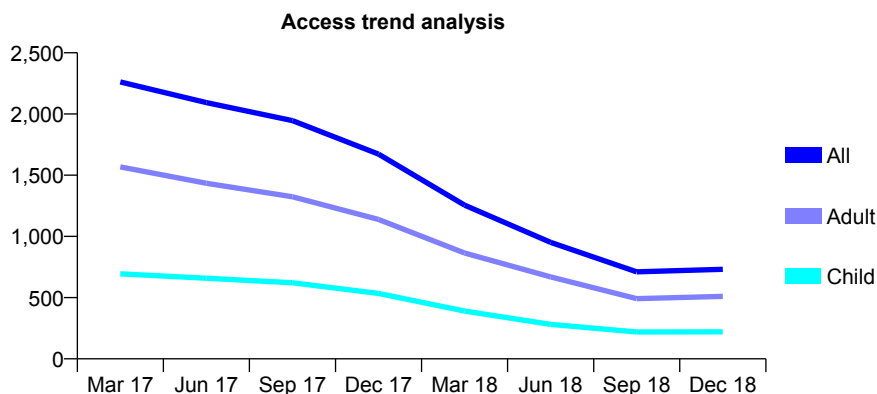
Q63 - Vital Signs At a Glance Contract Report for 106666/0001 - December 2018

Name or company name	Stanstead Road Dental Practice Limited
Contract type name	GDS Contract
Purpose of contract	General
Contract start date	01/11/2010
Contract end date	

18/19 Contracted general activity (UDA)	7,009
Carry forward general activity (UDA)	0
18/19 Contracted orthodontic activity (UOA)	0
Carry forward orthodontic activity (UOA)	0
Baseline contract value	£186,089.70

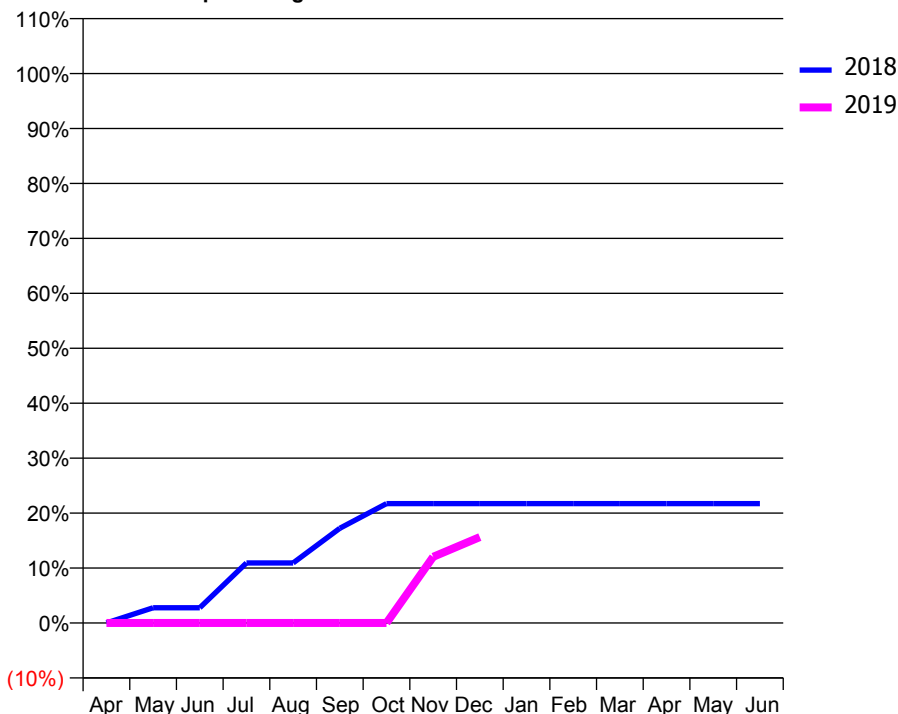
ACCESS*

Patients seen in 24 months	Total	Change since previous quarter
Quarter ending December 2017	1,673	
Quarter ending March 2018	1,255	↓
Quarter ending June 2018	951	↓
Quarter ending September 2018	711	↓
Quarter ending December 2018	731	↑
Variance since December 2017	(56.3%)	↓



ACTIVITY

Cumulative percentage of contracted UDA delivered 2018 & 2019



Month	Adjusted Scheduled Activity (UDA)	
	2018	2019
April	0	0
May	194	0
June	194	0
July	766	0
August	766	0
September	1,209	0
October	1,524	0
November	1,524	844
December	1,524	1,096
January	1,524	
February	1,524	
March	1,524	
April	1,524	
May	1,524	
June	1,524	

QUALITY

	Quantity	Base Number	Contract	AT	Region	England
% of FP17s for the same patient ID Re-attending within 3 months - Children	2	96	2.1%	10.2%	11.8%	11.8%
% of FP17s for the same patient ID Re-attending within 3 months - Adults	17	229	7.4%	15.4%	16.7%	15.6%
% of FP17s for the same patient ID Re-attending between 3 & 9 months - Children	0	96	0.0%	49.0%	48.6%	58.8%
% of FP17s for the same patient ID Re-attending between 3 & 9 months - Adults	0	229	0.0%	38.7%	39.1%	51.0%
% of FP17s for Band 1 Urgent Courses	26	325	8.0%	10.2%	10.6%	9.0%
% of FP17s Relating to Free Repair or Replacements	0	325	0.0%	0.6%	0.5%	0.8%
% of FP17s Relating to Continuations	3	325	0.9%	0.9%	0.7%	0.9%
% of Patients satisfied with the dentistry they have received	0	0	N/A	91.8%	90.2%	93.2%
% of Patients satisfied with the time they had to wait for an appointment	0	0	N/A	87.2%	85.0%	88.3%

* This is based on patients treated on this contract for their most recent course of treatment. Figures in italics indicate the base number of FP17s or Patient Questionnaire responses are less than 100. N/A is shown where the base number of responses is less than 10 during the period. % is calculated as Quantity/Base number*100

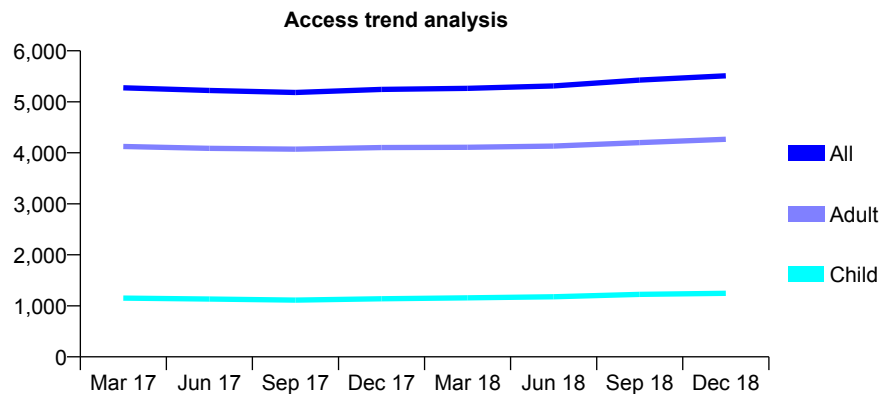
Q63 - Vital Signs At a Glance Contract Report for 107603/0001 - December 2018

Name or company name	Smile with Pride Dental Care Limited
Contract type name	GDS Contract
Purpose of contract	General
Contract start date	01/04/2011
Contract end date	

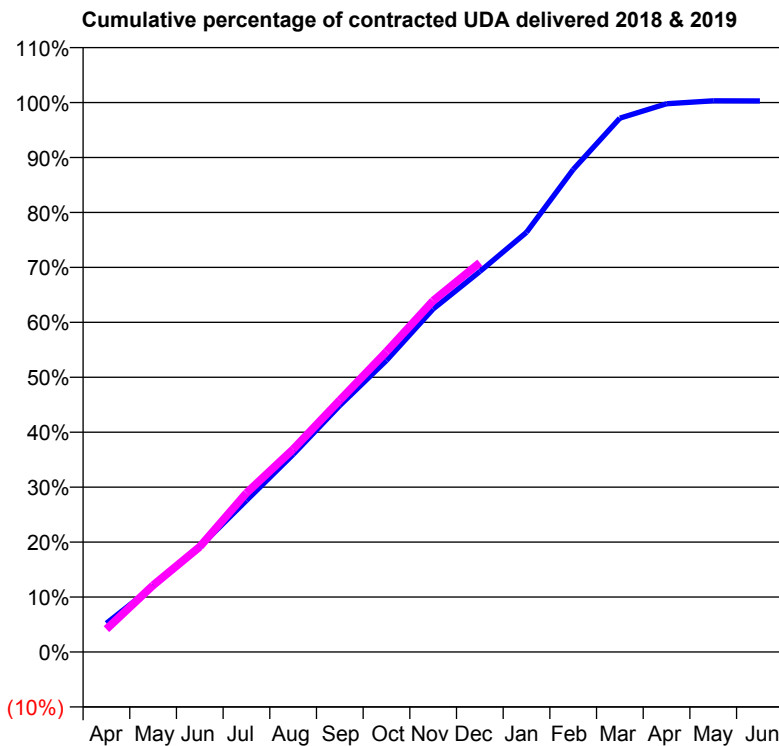
18/19 Contracted general activity (UDA)	12,989
Carry forward general activity (UDA)	-38
18/19 Contracted orthodontic activity (UOA)	0
Carry forward orthodontic activity (UOA)	0
Baseline contract value	£381,972.98

ACCESS*

Patients seen in 24 months	Total	Change since previous quarter
Quarter ending December 2017	5,242	
Quarter ending March 2018	5,264	→
Quarter ending June 2018	5,312	→
Quarter ending September 2018	5,425	↑
Quarter ending December 2018	5,511	→
Variance since December 2017	5.1%	↑



ACTIVITY



Month	Adjusted Scheduled Activity (UDA)	
	2018	2019
April	679	542
May	1,551	1,579
June	2,489	2,488
July	3,582	3,758
August	4,671	4,792
September	5,827	5,953
October	6,890	7,098
November	8,109	8,304
December	8,994	9,201
January	9,922	
February	11,405	
March	12,618	
April	12,959	
May	13,028	
June	13,027	

QUALITY

	Quantity	Base Number	Contract	AT	Region	England
% of FP17s for the same patient ID Re-attending within 3 months - Children	50	1,090	4.6%	10.2%	11.8%	11.8%
% of FP17s for the same patient ID Re-attending within 3 months - Adults	674	3,605	18.7%	15.4%	16.7%	15.6%
% of FP17s for the same patient ID Re-attending between 3 & 9 months - Children	426	1,090	39.1%	49.0%	48.6%	58.8%
% of FP17s for the same patient ID Re-attending between 3 & 9 months - Adults	1,196	3,605	33.2%	38.7%	39.1%	51.0%
% of FP17s for Band 1 Urgent Courses	592	4,109	14.4%	10.2%	10.6%	9.0%
% of FP17s Relating to Free Repair or Replacements	14	4,109	0.3%	0.6%	0.5%	0.8%
% of FP17s Relating to Continuations	48	4,109	1.2%	0.9%	0.7%	0.9%
% of Patients satisfied with the dentistry they have received	0	0	N/A	91.8%	90.2%	93.2%
% of Patients satisfied with the time they had to wait for an appointment	0	0	N/A	87.2%	85.0%	88.3%

* This is based on patients treated on this contract for their most recent course of treatment. Figures in italics indicate the base number of FP17s or Patient Questionnaire responses are less than 100. N/A is shown where the base number of responses is less than 10 during the period. % is calculated as Quantity/Base number*100

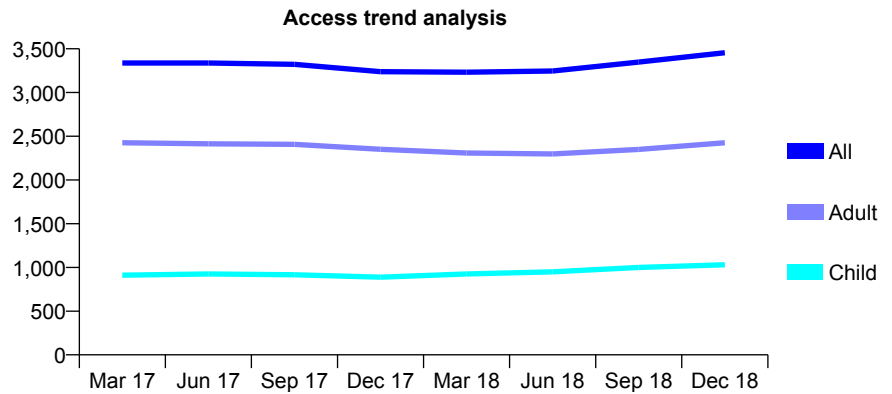
Q63 - Vital Signs At a Glance Contract Report for 108189/0001 - December 2018

Name or company name	Greenwich & Bexley Emergency Dental Ser
Contract type name	GDS Contract
Purpose of contract	General
Contract start date	01/04/2011
Contract end date	

18/19 Contracted general activity (UDA)	9,700
Carry forward general activity (UDA)	1,450
18/19 Contracted orthodontic activity (UOA)	0
Carry forward orthodontic activity (UOA)	0
Baseline contract value	£249,488.51

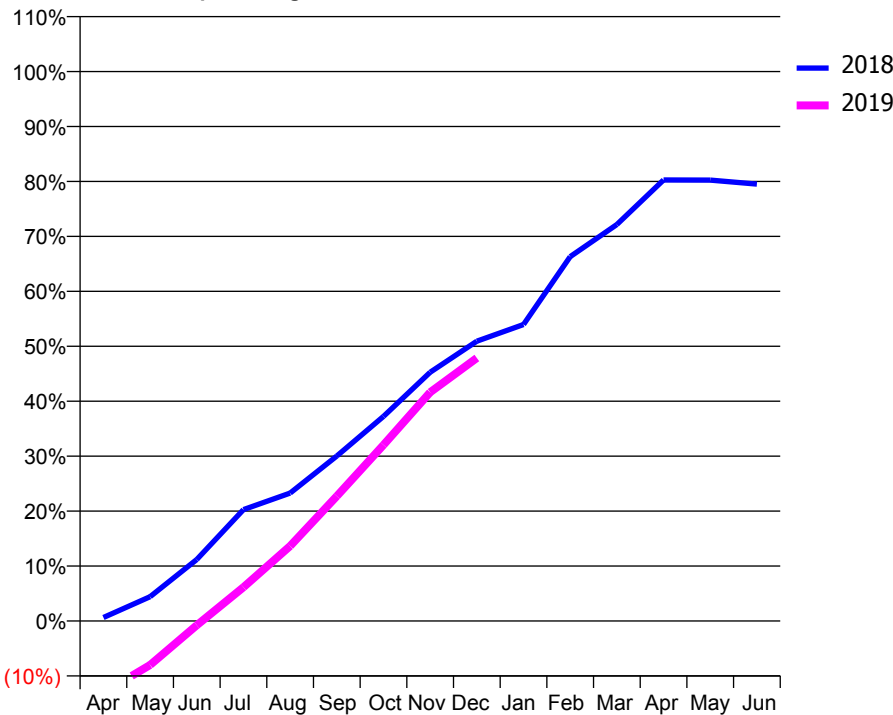
ACCESS*

Patients seen in 24 months	Total	Change since previous quarter
Quarter ending December 2017	3,239	
Quarter ending March 2018	3,233	→
Quarter ending June 2018	3,246	→
Quarter ending September 2018	3,349	↑
Quarter ending December 2018	3,455	↑
Variance since December 2017	6.7%	↑



ACTIVITY

Cumulative percentage of contracted UDA delivered 2018 & 2019



Month	Adjusted Scheduled Activity (UDA)	
	2018	2019
April	63	-1,270
May	430	-777
June	1,086	-77
July	1,967	596
August	2,258	1,325
September	2,913	2,205
October	3,613	3,109
November	4,392	4,037
December	4,941	4,644
January	5,233	
February	6,431	
March	7,000	
April	7,784	
May	7,783	
June	7,713	

QUALITY

	Quantity	Base Number	Contract	AT	Region	England
% of FP17s for the same patient ID Re-attending within 3 months - Children	94	1,102	8.5%	10.2%	11.8%	11.8%
% of FP17s for the same patient ID Re-attending within 3 months - Adults	326	2,397	13.6%	15.4%	16.7%	15.6%
% of FP17s for the same patient ID Re-attending between 3 & 9 months - Children	547	1,102	49.6%	49.0%	48.6%	58.8%
% of FP17s for the same patient ID Re-attending between 3 & 9 months - Adults	1,066	2,397	44.5%	38.7%	39.1%	51.0%
% of FP17s for Band 1 Urgent Courses	188	2,730	6.9%	10.2%	10.6%	9.0%
% of FP17s Relating to Free Repair or Replacements	19	2,730	0.7%	0.6%	0.5%	0.8%
% of FP17s Relating to Continuations	2	2,730	0.1%	0.9%	0.7%	0.9%
% of Patients satisfied with the dentistry they have received	2	2	N/A	91.8%	90.2%	93.2%
% of Patients satisfied with the time they had to wait for an appointment	2	2	N/A	87.2%	85.0%	88.3%

* This is based on patients treated on this contract for their most recent course of treatment. Figures in italics indicate the base number of FP17s or Patient Questionnaire responses are less than 100. N/A is shown where the base number of responses is less than 10 during the period. % is calculated as Quantity/Base number*100

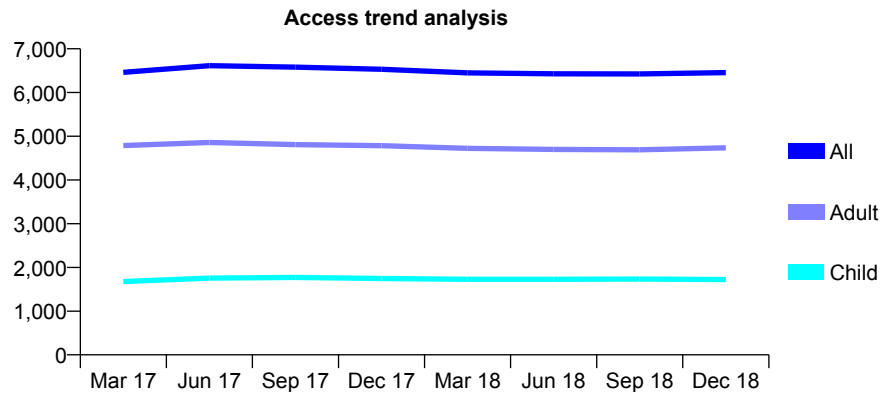
Q63 - Vital Signs At a Glance Contract Report for 108243/0001 - December 2018

Name or company name	The Family Dental Practice Management L
Contract type name	GDS Contract
Purpose of contract	General
Contract start date	01/04/2012
Contract end date	

18/19 Contracted general activity (UDA)	14,608
Carry forward general activity (UDA)	-292
18/19 Contracted orthodontic activity (UOA)	0
Carry forward orthodontic activity (UOA)	0
Baseline contract value	£388,257.80

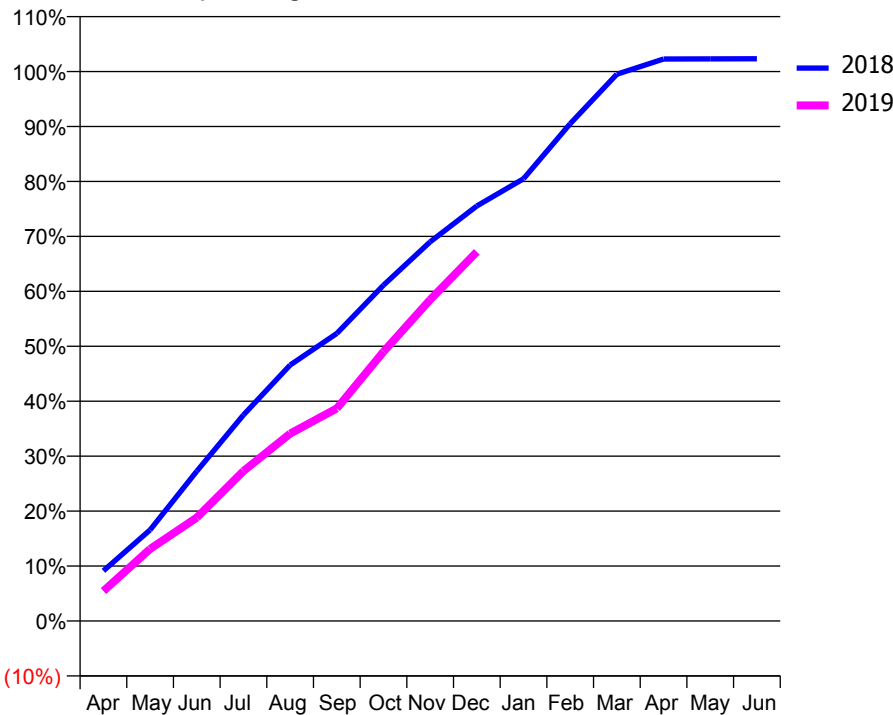
ACCESS*

Patients seen in 24 months	Total	Change since previous quarter
Quarter ending December 2017	6,531	
Quarter ending March 2018	6,450	↓
Quarter ending June 2018	6,428	→
Quarter ending September 2018	6,425	→
Quarter ending December 2018	6,457	→
Variance since December 2017	(1.1%)	↓



ACTIVITY

Cumulative percentage of contracted UDA delivered 2018 & 2019



Month	Adjusted Scheduled Activity (UDA)	
	2018	2019
April	1,335	796
May	2,422	1,918
June	3,981	2,749
July	5,477	3,985
August	6,804	4,981
September	7,645	5,651
October	8,928	7,159
November	10,078	8,540
December	11,035	9,815
January	11,756	
February	13,222	
March	14,535	
April	14,941	
May	14,945	
June	14,946	

QUALITY

	Quantity	Base Number	Contract	AT	Region	England
% of FP17s for the same patient ID Re-attending within 3 months - Children	127	1,549	8.2%	10.2%	11.8%	11.8%
% of FP17s for the same patient ID Re-attending within 3 months - Adults	547	3,579	15.3%	15.4%	16.7%	15.6%
% of FP17s for the same patient ID Re-attending between 3 & 9 months - Children	706	1,549	45.6%	49.0%	48.6%	58.8%
% of FP17s for the same patient ID Re-attending between 3 & 9 months - Adults	1,165	3,579	32.6%	38.7%	39.1%	51.0%
% of FP17s for Band 1 Urgent Courses	592	4,482	13.2%	10.2%	10.6%	9.0%
% of FP17s Relating to Free Repair or Replacements	38	4,482	0.8%	0.6%	0.5%	0.8%
% of FP17s Relating to Continuations	49	4,482	1.1%	0.9%	0.7%	0.9%
% of Patients satisfied with the dentistry they have received	1	2	N/A	91.8%	90.2%	93.2%
% of Patients satisfied with the time they had to wait for an appointment	2	2	N/A	87.2%	85.0%	88.3%

* This is based on patients treated on this contract for their most recent course of treatment. Figures in italics indicate the base number of FP17s or Patient Questionnaire responses are less than 100. N/A is shown where the base number of responses is less than 10 during the period. % is calculated as Quantity/Base number*100

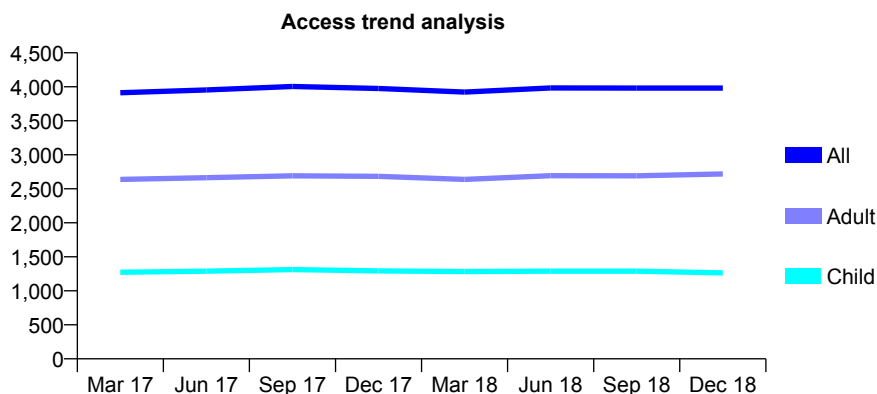
Q63 - Vital Signs At a Glance Contract Report for 108758/0001 - December 2018

Name or company name	Beeches Dental Surgery
Contract type name	GDS Contract
Purpose of contract	General
Contract start date	01/05/2006
Contract end date	

18/19 Contracted general activity (UDA)	10,053
Carry forward general activity (UDA)	12
18/19 Contracted orthodontic activity (UOA)	0
Carry forward orthodontic activity (UOA)	0
Baseline contract value	£300,328.16

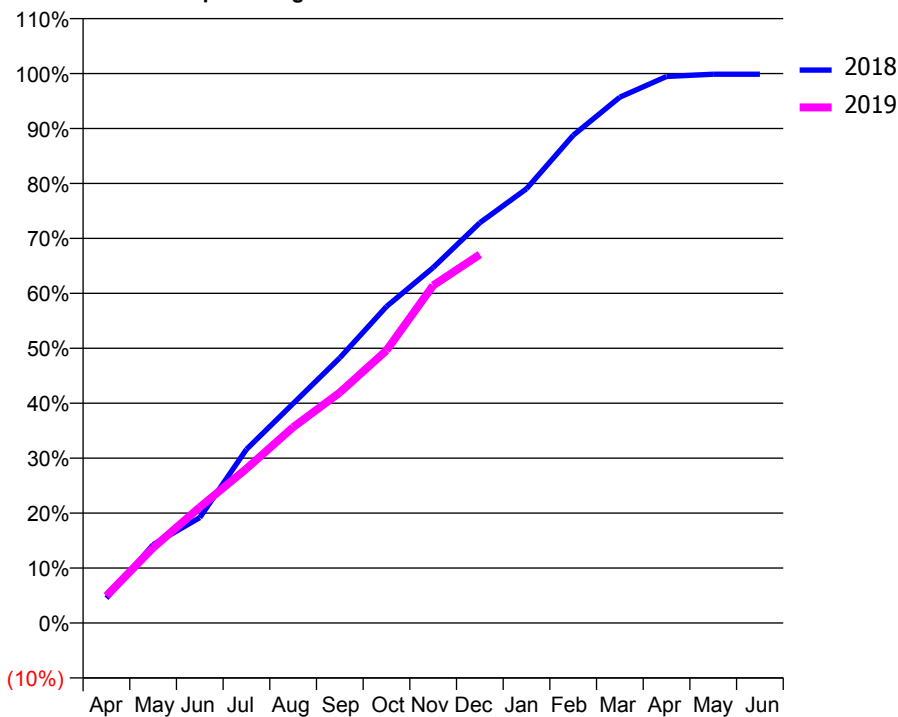
ACCESS*

Patients seen in 24 months	Total	Change since previous quarter
Quarter ending December 2017	3,976	
Quarter ending March 2018	3,922	↓
Quarter ending June 2018	3,984	→
Quarter ending September 2018	3,981	→
Quarter ending December 2018	3,982	→
Variance since December 2017	0.2%	→



ACTIVITY

Cumulative percentage of contracted UDA delivered 2018 & 2019



Month	Adjusted Scheduled Activity (UDA)	
	2018	2019
April	454	497
May	1,434	1,377
June	1,928	2,119
July	3,178	2,824
August	4,014	3,582
September	4,850	4,217
October	5,790	4,988
November	6,502	6,175
December	7,322	6,741
January	7,945	
February	8,923	
March	9,620	
April	9,999	
May	10,041	
June	10,041	

QUALITY

	Quantity	Base Number	Contract	AT	Region	England
% of FP17s for the same patient ID Re-attending within 3 months - Children	39	1,217	3.2%	10.2%	11.8%	11.8%
% of FP17s for the same patient ID Re-attending within 3 months - Adults	172	2,231	7.7%	15.4%	16.7%	15.6%
% of FP17s for the same patient ID Re-attending between 3 & 9 months - Children	566	1,217	46.5%	49.0%	48.6%	58.8%
% of FP17s for the same patient ID Re-attending between 3 & 9 months - Adults	997	2,231	44.7%	38.7%	39.1%	51.0%
% of FP17s for Band 1 Urgent Courses	64	3,274	2.0%	10.2%	10.6%	9.0%
% of FP17s Relating to Free Repair or Replacements	42	3,274	1.3%	0.6%	0.5%	0.8%
% of FP17s Relating to Continuations	7	3,274	0.2%	0.9%	0.7%	0.9%
% of Patients satisfied with the dentistry they have received	2	2	N/A	91.8%	90.2%	93.2%
% of Patients satisfied with the time they had to wait for an appointment	1	2	N/A	87.2%	85.0%	88.3%

* This is based on patients treated on this contract for their most recent course of treatment. Figures in italics indicate the base number of FP17s or Patient Questionnaire responses are less than 100. N/A is shown where the base number of responses is less than 10 during the period. % is calculated as Quantity/Base number*100

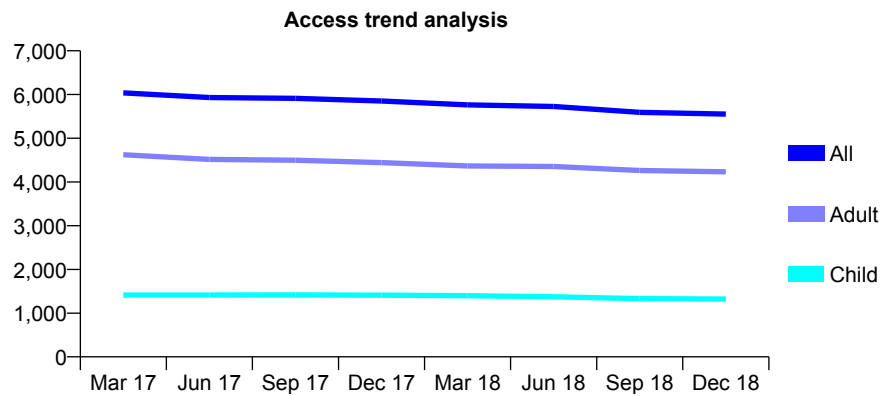
Q63 - Vital Signs At a Glance Contract Report for 109150/0001 - December 2018

Name or company name	MR K FAIZ
Contract type name	GDS Contract
Purpose of contract	General
Contract start date	01/07/2012
Contract end date	

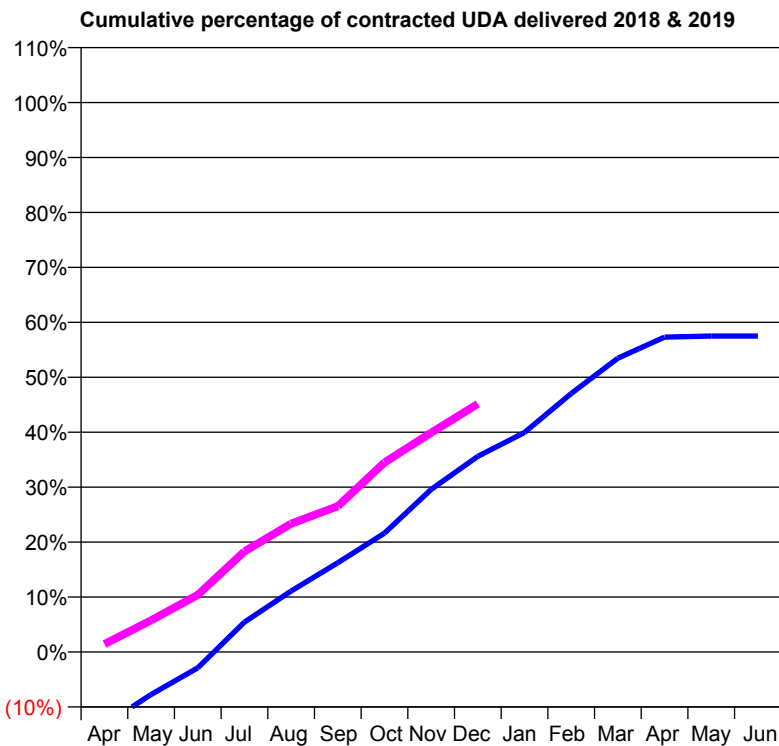
18/19 Contracted general activity (UDA)	19,865
Carry forward general activity (UDA)	0
18/19 Contracted orthodontic activity (UOA)	0
Carry forward orthodontic activity (UOA)	0
Baseline contract value	£600,401.38

ACCESS*

Patients seen in 24 months	Total	Change since previous quarter
Quarter ending December 2017	5,852	
Quarter ending March 2018	5,764	↓
Quarter ending June 2018	5,727	→
Quarter ending September 2018	5,592	↓
Quarter ending December 2018	5,553	→
Variance since December 2017	(5.1%)	↓



ACTIVITY



Adjusted Scheduled Activity (UDA)		
Month	2018	2019
April	-2,638	289
May	-1,538	1,145
June	-576	2,068
July	1,083	3,635
August	2,205	4,642
September	3,227	5,272
October	4,297	6,853
November	5,876	7,928
December	7,072	8,971
January	7,937	
February	9,345	
March	10,623	
April	11,383	
May	11,422	
June	11,421	

QUALITY

	Quantity	Base Number	Contract	AT	Region	England
% of FP17s for the same patient ID Re-attending within 3 months - Children	84	1,210	6.9%	10.2%	11.8%	11.8%
% of FP17s for the same patient ID Re-attending within 3 months - Adults	525	3,502	15.0%	15.4%	16.7%	15.6%
% of FP17s for the same patient ID Re-attending between 3 & 9 months - Children	594	1,210	49.1%	49.0%	48.6%	58.8%
% of FP17s for the same patient ID Re-attending between 3 & 9 months - Adults	1,440	3,502	41.1%	38.7%	39.1%	51.0%
% of FP17s for Band 1 Urgent Courses	790	4,354	18.1%	10.2%	10.6%	9.0%
% of FP17s Relating to Free Repair or Replacements	8	4,354	0.2%	0.6%	0.5%	0.8%
% of FP17s Relating to Continuations	41	4,354	0.9%	0.9%	0.7%	0.9%
% of Patients satisfied with the dentistry they have received	1	1	N/A	91.8%	90.2%	93.2%
% of Patients satisfied with the time they had to wait for an appointment	1	1	N/A	87.2%	85.0%	88.3%

* This is based on patients treated on this contract for their most recent course of treatment. Figures in italics indicate the base number of FP17s or Patient Questionnaire responses are less than 100. N/A is shown where the base number of responses is less than 10 during the period. % is calculated as Quantity/Base number*100

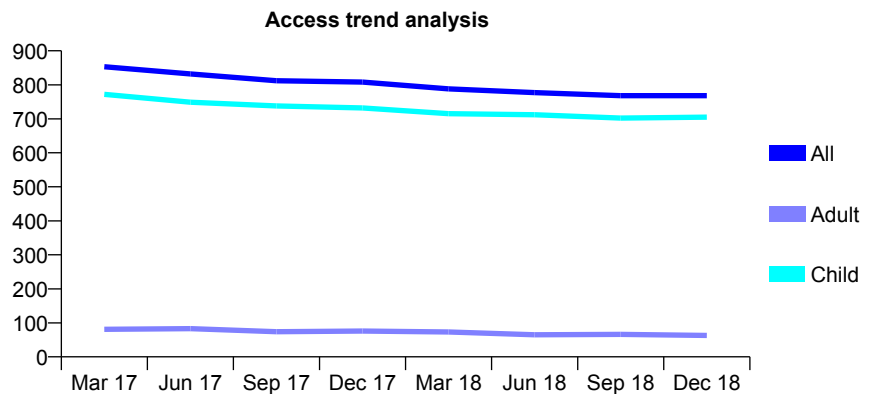
Q63 - Vital Signs At a Glance Contract Report for 109797/0001 - December 2018

Name or company name	The Buckley Practice Ltd
Contract type name	GDS Contract
Purpose of contract	General
Contract start date	11/02/2008
Contract end date	

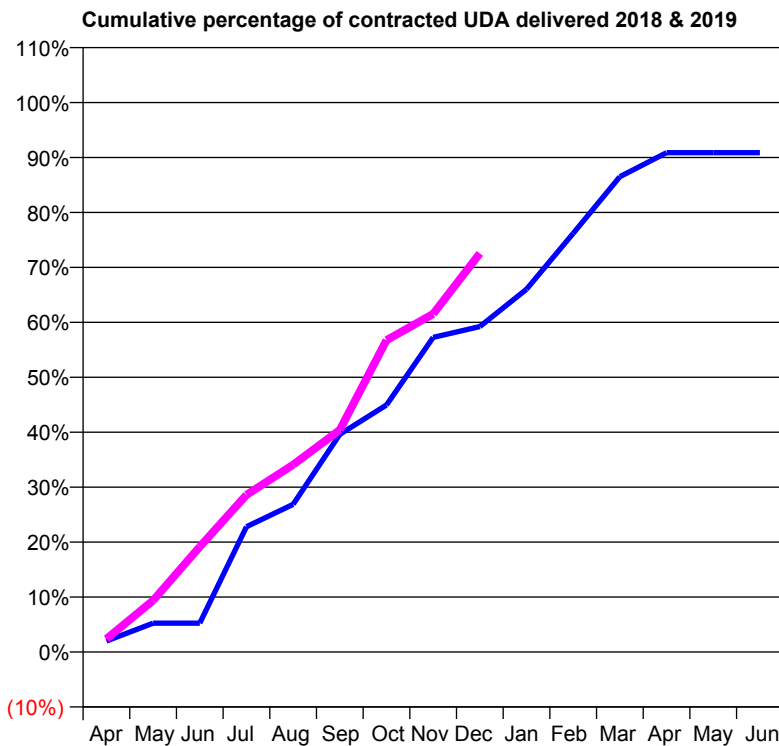
18/19 Contracted general activity (UDA)	1,846
Carry forward general activity (UDA)	0
18/19 Contracted orthodontic activity (UOA)	0
Carry forward orthodontic activity (UOA)	0
Baseline contract value	£38,690.07

ACCESS*

Patients seen in 24 months	Total	Change since previous quarter
Quarter ending December 2017	808	
Quarter ending March 2018	788	↓
Quarter ending June 2018	777	↓
Quarter ending September 2018	768	↓
Quarter ending December 2018	768	→
Variance since December 2017	(5.0%)	↓



ACTIVITY



Month	Adjusted Scheduled Activity (UDA)	
	2018	2019
April	37	44
May	97	173
June	97	354
July	421	528
August	496	629
September	731	746
October	830	1,047
November	1,057	1,136
December	1,093	1,339
January	1,219	
February	1,406	
March	1,597	
April	1,677	
May	1,677	
June	1,677	

QUALITY

	Quantity	Base Number	Contract	AT	Region	England
% of FP17s for the same patient ID Re-attending within 3 months - Children	81	941	8.6%	10.2%	11.8%	11.8%
% of FP17s for the same patient ID Re-attending within 3 months - Adults	0	0	N/A	15.4%	16.7%	15.6%
% of FP17s for the same patient ID Re-attending between 3 & 9 months - Children	675	941	71.7%	49.0%	48.6%	58.8%
% of FP17s for the same patient ID Re-attending between 3 & 9 months - Adults	0	0	N/A	38.7%	39.1%	51.0%
% of FP17s for Band 1 Urgent Courses	22	888	2.5%	10.2%	10.6%	9.0%
% of FP17s Relating to Free Repair or Replacements	0	888	0.0%	0.6%	0.5%	0.8%
% of FP17s Relating to Continuations	22	888	2.5%	0.9%	0.7%	0.9%
% of Patients satisfied with the dentistry they have received	0	0	N/A	91.8%	90.2%	93.2%
% of Patients satisfied with the time they had to wait for an appointment	0	0	N/A	87.2%	85.0%	88.3%

* This is based on patients treated on this contract for their most recent course of treatment. Figures in italics indicate the base number of FP17s or Patient Questionnaire responses are less than 100. N/A is shown where the base number of responses is less than 10 during the period. % is calculated as Quantity/Base number*100

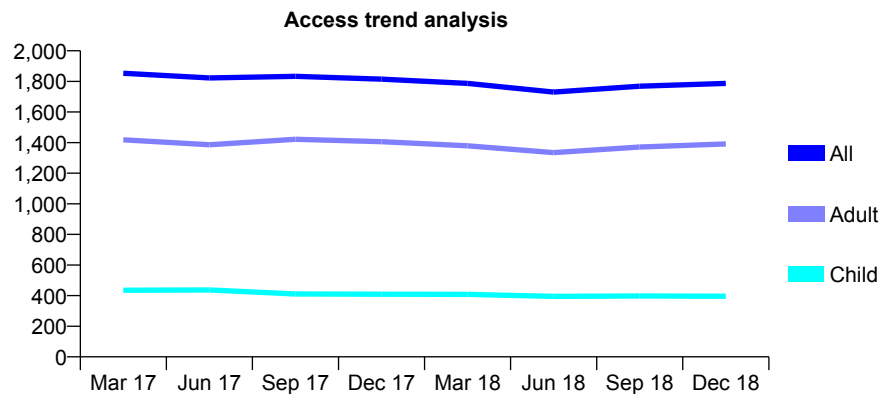
Q63 - Vital Signs At a Glance Contract Report for 110256/0001 - December 2018

Name or company name	One 4 One Dental Practice
Contract type name	GDS Contract
Purpose of contract	General
Contract start date	12/12/2014
Contract end date	

18/19 Contracted general activity (UDA)	3,994
Carry forward general activity (UDA)	-80
18/19 Contracted orthodontic activity (UOA)	0
Carry forward orthodontic activity (UOA)	0
Baseline contract value	£134,195.99

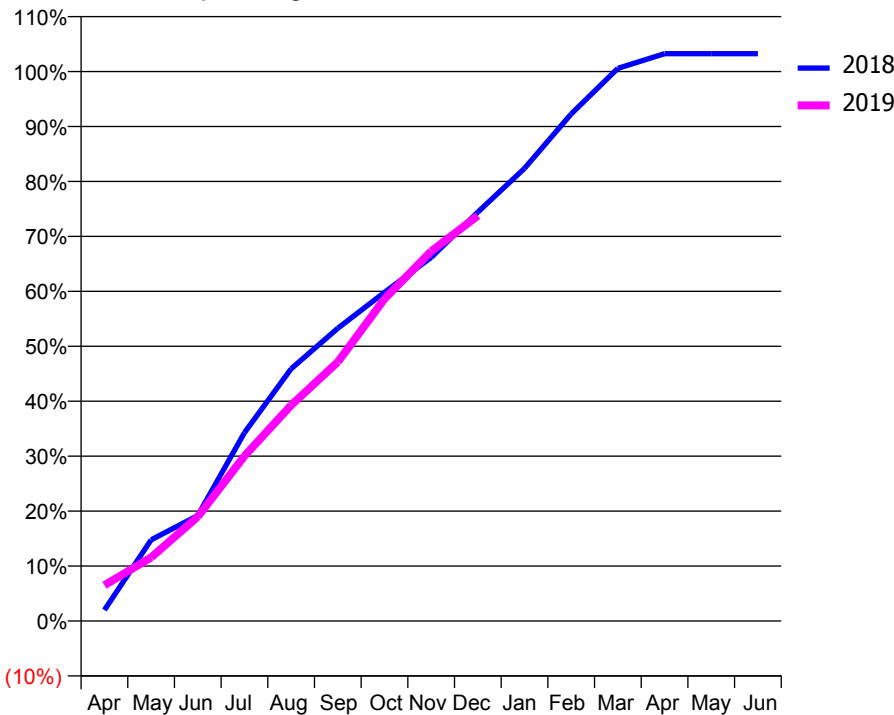
ACCESS*

Patients seen in 24 months	Total	Change since previous quarter
Quarter ending December 2017	1,815	
Quarter ending March 2018	1,787	↓
Quarter ending June 2018	1,730	↓
Quarter ending September 2018	1,769	↑
Quarter ending December 2018	1,787	→
Variance since December 2017	(1.5%)	↓



ACTIVITY

Cumulative percentage of contracted UDA delivered 2018 & 2019



Month	Adjusted Scheduled Activity (UDA)	
	2018	2019
April	80	260
May	590	462
June	767	758
July	1,369	1,199
August	1,833	1,569
September	2,128	1,883
October	2,389	2,341
November	2,643	2,687
December	2,972	2,946
January	3,290	
February	3,685	
March	4,017	
April	4,123	
May	4,123	
June	4,123	

QUALITY

	Quantity	Base Number	Contract	AT	Region	England
% of FP17s for the same patient ID Re-attending within 3 months - Children	25	416	6.0%	10.2%	11.8%	11.8%
% of FP17s for the same patient ID Re-attending within 3 months - Adults	98	1,107	8.9%	15.4%	16.7%	15.6%
% of FP17s for the same patient ID Re-attending between 3 & 9 months - Children	233	416	56.0%	49.0%	48.6%	58.8%
% of FP17s for the same patient ID Re-attending between 3 & 9 months - Adults	484	1,107	43.7%	38.7%	39.1%	51.0%
% of FP17s for Band 1 Urgent Courses	78	1,460	5.3%	10.2%	10.6%	9.0%
% of FP17s Relating to Free Repair or Replacements	0	1,460	0.0%	0.6%	0.5%	0.8%
% of FP17s Relating to Continuations	7	1,460	0.5%	0.9%	0.7%	0.9%
% of Patients satisfied with the dentistry they have received	2	2	N/A	91.8%	90.2%	93.2%
% of Patients satisfied with the time they had to wait for an appointment	2	2	N/A	87.2%	85.0%	88.3%

* This is based on patients treated on this contract for their most recent course of treatment. Figures in italics indicate the base number of FP17s or Patient Questionnaire responses are less than 100. N/A is shown where the base number of responses is less than 10 during the period. % is calculated as Quantity/Base number*100

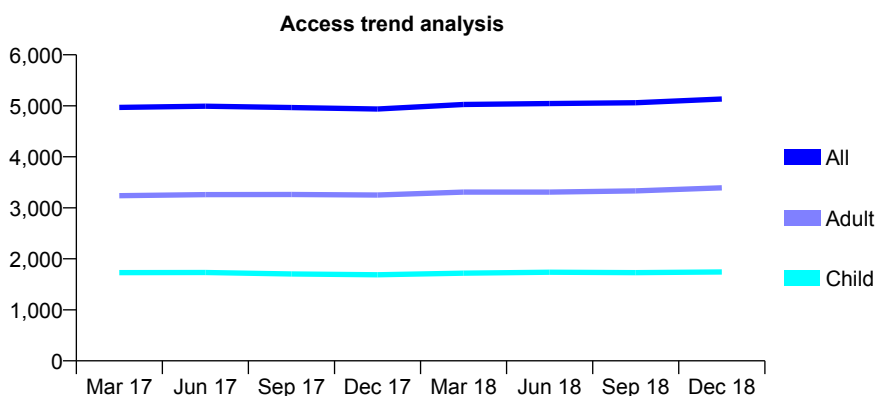
Q63 - Vital Signs At a Glance Contract Report for 110337/0002 - December 2018

Name or company name	Groves Dental Centre
Contract type name	GDS Contract
Purpose of contract	General
Contract start date	01/01/2012
Contract end date	

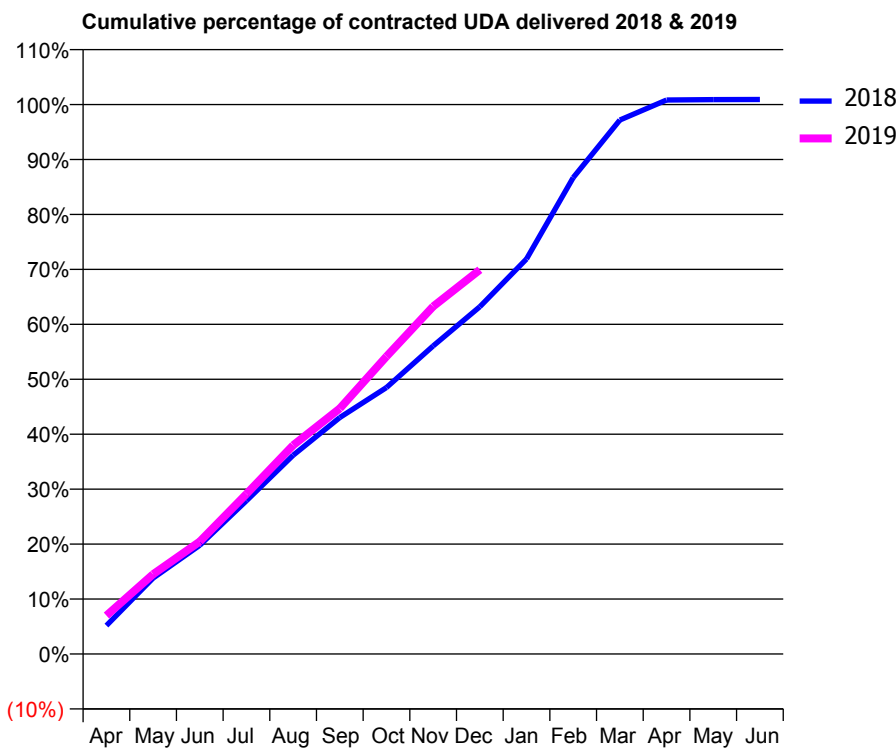
18/19 Contracted general activity (UDA)	13,000
Carry forward general activity (UDA)	-119
18/19 Contracted orthodontic activity (UOA)	0
Carry forward orthodontic activity (UOA)	0
Baseline contract value	£335,183.94

ACCESS*

Patients seen in 24 months	Total	Change since previous quarter
Quarter ending December 2017	4,937	
Quarter ending March 2018	5,027	→
Quarter ending June 2018	5,044	→
Quarter ending September 2018	5,061	→
Quarter ending December 2018	5,133	→
Variance since December 2017	4.0%	↑



ACTIVITY



Month	Adjusted Scheduled Activity (UDA)	
	2018	2019
April	673	909
May	1,797	1,889
June	2,571	2,660
July	3,627	3,786
August	4,703	4,940
September	5,596	5,810
October	6,306	7,041
November	7,288	8,224
December	8,218	9,089
January	9,346	
February	11,270	
March	12,632	
April	13,106	
May	13,115	
June	13,119	

QUALITY

	Quantity	Base Number	Contract	AT	Region	England
% of FP17s for the same patient ID Re-attending within 3 months - Children	220	2,223	9.9%	10.2%	11.8%	11.8%
% of FP17s for the same patient ID Re-attending within 3 months - Adults	377	3,528	10.7%	15.4%	16.7%	15.6%
% of FP17s for the same patient ID Re-attending between 3 & 9 months - Children	1,522	2,223	68.5%	49.0%	48.6%	58.8%
% of FP17s for the same patient ID Re-attending between 3 & 9 months - Adults	2,232	3,528	63.3%	38.7%	39.1%	51.0%
% of FP17s for Band 1 Urgent Courses	305	5,483	5.6%	10.2%	10.6%	9.0%
% of FP17s Relating to Free Repair or Replacements	18	5,483	0.3%	0.6%	0.5%	0.8%
% of FP17s Relating to Continuations	4	5,483	0.1%	0.9%	0.7%	0.9%
% of Patients satisfied with the dentistry they have received	0	0	N/A	91.8%	90.2%	93.2%
% of Patients satisfied with the time they had to wait for an appointment	0	0	N/A	87.2%	85.0%	88.3%

* This is based on patients treated on this contract for their most recent course of treatment. Figures in italics indicate the base number of FP17s or Patient Questionnaire responses are less than 100. N/A is shown where the base number of responses is less than 10 during the period. % is calculated as Quantity/Base number*100

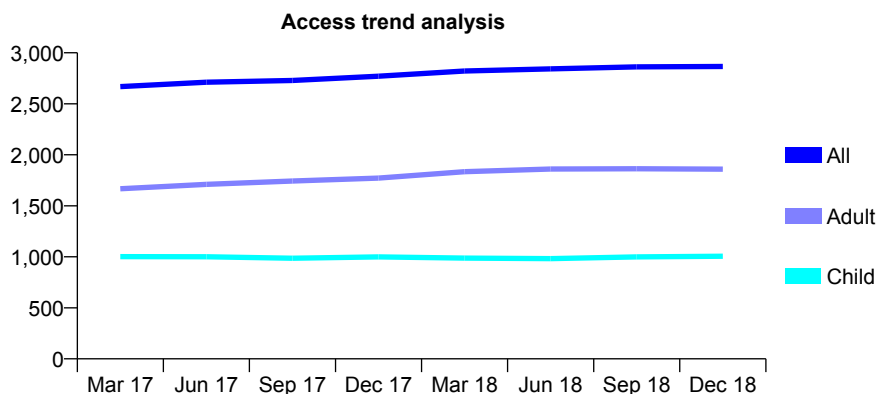
Q63 - Vital Signs At a Glance Contract Report for 111996/0001 - December 2018

Name or company name	Lillywhite Dental Practice
Contract type name	GDS Contract
Purpose of contract	General
Contract start date	16/03/2010
Contract end date	

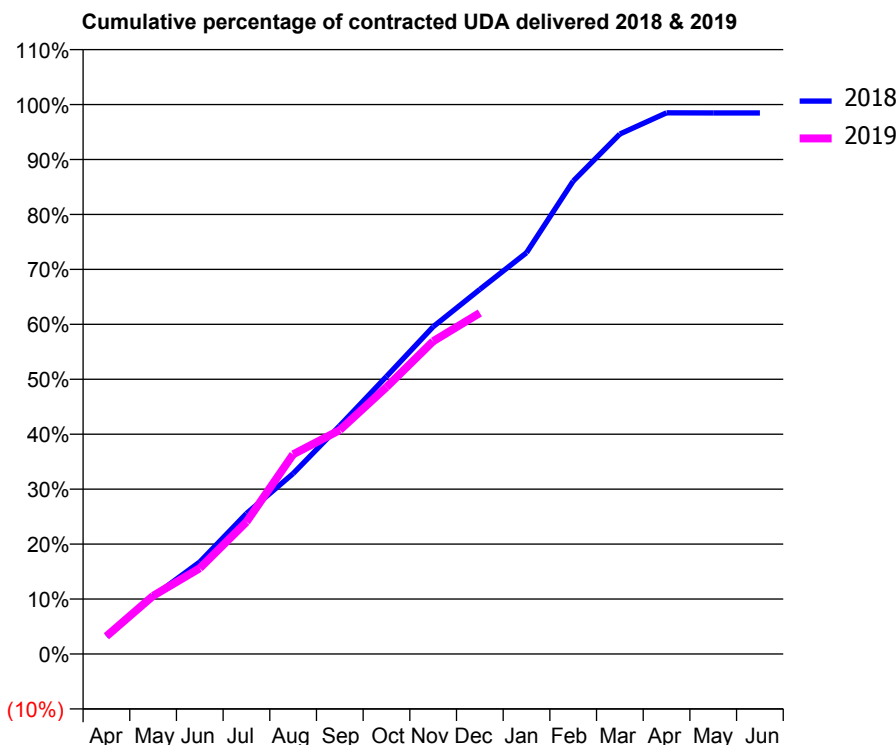
18/19 Contracted general activity (UDA)	8,548
Carry forward general activity (UDA)	132
18/19 Contracted orthodontic activity (UOA)	0
Carry forward orthodontic activity (UOA)	0
Baseline contract value	£233,544.61

ACCESS*

Patients seen in 24 months	Total	Change since previous quarter
Quarter ending December 2017	2,771	
Quarter ending March 2018	2,822	→
Quarter ending June 2018	2,843	→
Quarter ending September 2018	2,862	→
Quarter ending December 2018	2,866	→
Variance since December 2017	3.4%	↑



ACTIVITY



Month	Adjusted Scheduled Activity (UDA)	
	2018	2019
April	274	277
May	898	906
June	1,433	1,335
July	2,186	2,055
August	2,807	3,107
September	3,552	3,484
October	4,317	4,151
November	5,091	4,865
December	5,673	5,305
January	6,243	
February	7,357	
March	8,090	
April	8,418	
May	8,416	
June	8,416	

QUALITY

	Quantity	Base Number	Contract	AT	Region	England
% of FP17s for the same patient ID Re-attending within 3 months - Children	121	1,172	10.3%	10.2%	11.8%	11.8%
% of FP17s for the same patient ID Re-attending within 3 months - Adults	278	1,855	15.0%	15.4%	16.7%	15.6%
% of FP17s for the same patient ID Re-attending between 3 & 9 months - Children	797	1,172	68.0%	49.0%	48.6%	58.8%
% of FP17s for the same patient ID Re-attending between 3 & 9 months - Adults	1,099	1,855	59.2%	38.7%	39.1%	51.0%
% of FP17s for Band 1 Urgent Courses	229	2,884	7.9%	10.2%	10.6%	9.0%
% of FP17s Relating to Free Repair or Replacements	8	2,884	0.3%	0.6%	0.5%	0.8%
% of FP17s Relating to Continuations	7	2,884	0.2%	0.9%	0.7%	0.9%
% of Patients satisfied with the dentistry they have received	0	0	N/A	91.8%	90.2%	93.2%
% of Patients satisfied with the time they had to wait for an appointment	0	0	N/A	87.2%	85.0%	88.3%

* This is based on patients treated on this contract for their most recent course of treatment. Figures in italics indicate the base number of FP17s or Patient Questionnaire responses are less than 100. N/A is shown where the base number of responses is less than 10 during the period. % is calculated as Quantity/Base number*100

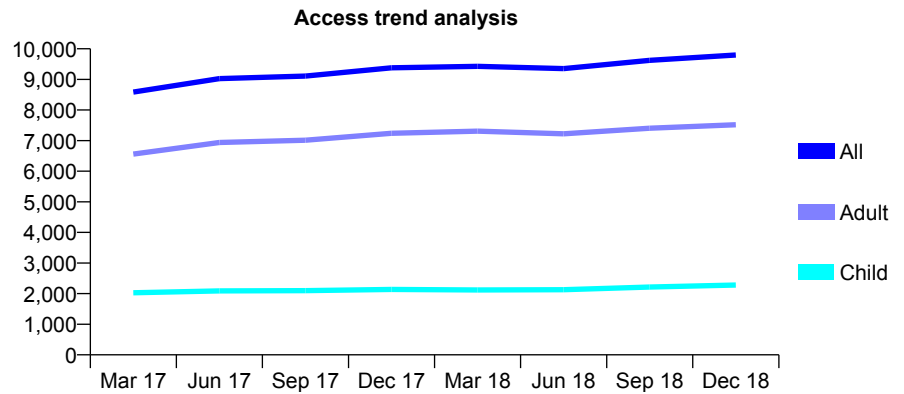
Q63 - Vital Signs At a Glance Contract Report for 112054/0001 - December 2018

Name or company name	Mr J Ginty and Mr Rumit Desai
Contract type name	GDS Contract
Purpose of contract	General
Contract start date	01/05/2015
Contract end date	

18/19 Contracted general activity (UDA)	19,545
Carry forward general activity (UDA)	182
18/19 Contracted orthodontic activity (UOA)	0
Carry forward orthodontic activity (UOA)	0
Baseline contract value	£623,372.71

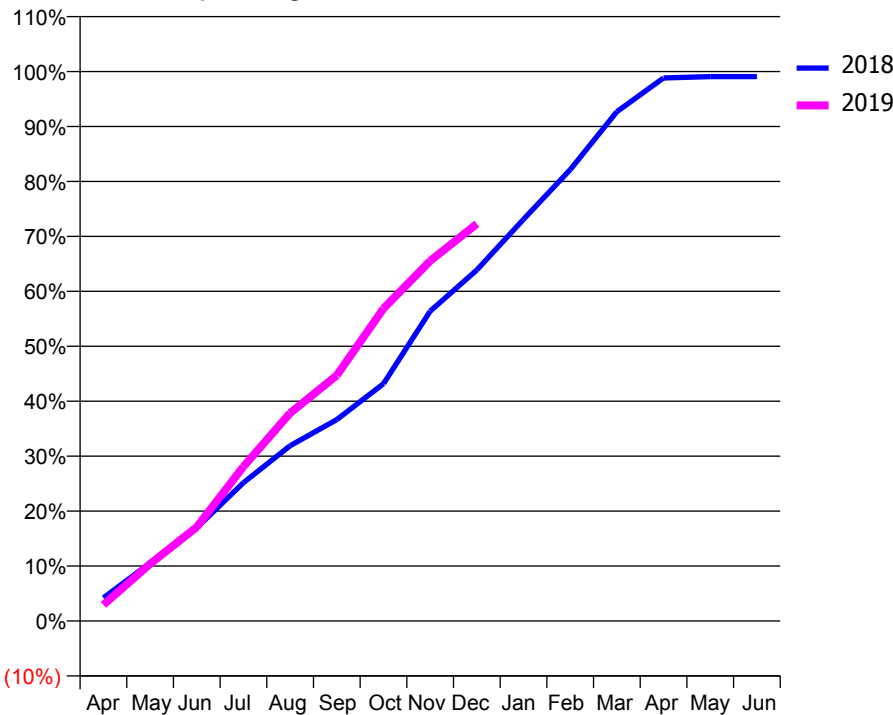
ACCESS*

Patients seen in 24 months	Total	Change since previous quarter
Quarter ending December 2017	9,377	
Quarter ending March 2018	9,426	→
Quarter ending June 2018	9,353	→
Quarter ending September 2018	9,623	↑
Quarter ending December 2018	9,798	→
Variance since December 2017	4.5%	↑



ACTIVITY

Cumulative percentage of contracted UDA delivered 2018 & 2019



Month	Adjusted Scheduled Activity (UDA)	
	2018	2019
April	821	575
May	2,066	2,032
June	3,317	3,343
July	4,921	5,495
August	6,232	7,396
September	7,164	8,737
October	8,439	11,114
November	11,019	12,810
December	12,486	14,125
January	14,290	
February	16,054	
March	18,115	
April	19,315	
May	19,361	
June	19,363	

QUALITY

	Quantity	Base Number	Contract	AT	Region	England
% of FP17s for the same patient ID Re-attending within 3 months - Children	176	2,012	8.7%	10.2%	11.8%	11.8%
% of FP17s for the same patient ID Re-attending within 3 months - Adults	688	5,522	12.5%	15.4%	16.7%	15.6%
% of FP17s for the same patient ID Re-attending between 3 & 9 months - Children	704	2,012	35.0%	49.0%	48.6%	58.8%
% of FP17s for the same patient ID Re-attending between 3 & 9 months - Adults	1,681	5,522	30.4%	38.7%	39.1%	51.0%
% of FP17s for Band 1 Urgent Courses	570	6,734	8.5%	10.2%	10.6%	9.0%
% of FP17s Relating to Free Repair or Replacements	22	6,734	0.3%	0.6%	0.5%	0.8%
% of FP17s Relating to Continuations	99	6,734	1.5%	0.9%	0.7%	0.9%
% of Patients satisfied with the dentistry they have received	1	1	N/A	91.8%	90.2%	93.2%
% of Patients satisfied with the time they had to wait for an appointment	1	1	N/A	87.2%	85.0%	88.3%

* This is based on patients treated on this contract for their most recent course of treatment. Figures in italics indicate the base number of FP17s or Patient Questionnaire responses are less than 100. N/A is shown where the base number of responses is less than 10 during the period. % is calculated as Quantity/Base number*100

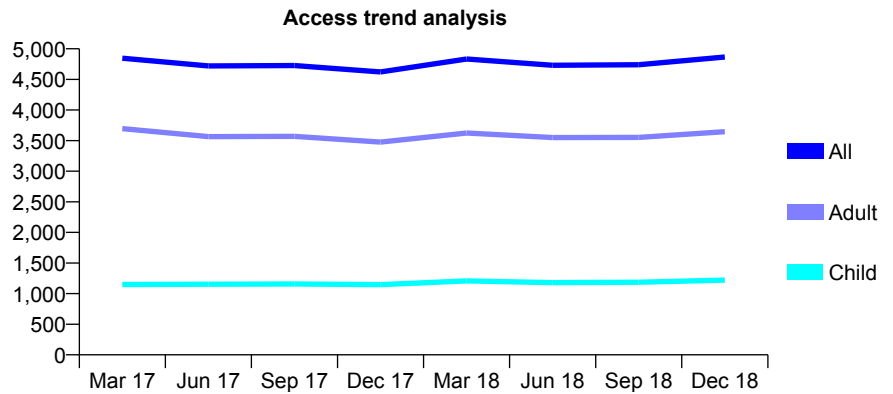
Q63 - Vital Signs At a Glance Contract Report for 112712/0001 - December 2018

Name or company name	Ebrahim Zadeh Saadat and Tabrizi Hosseir
Contract type name	GDS Contract
Purpose of contract	General
Contract start date	01/03/2009
Contract end date	

18/19 Contracted general activity (UDA)	16,200
Carry forward general activity (UDA)	123
18/19 Contracted orthodontic activity (UOA)	0
Carry forward orthodontic activity (UOA)	0
Baseline contract value	£396,375.13

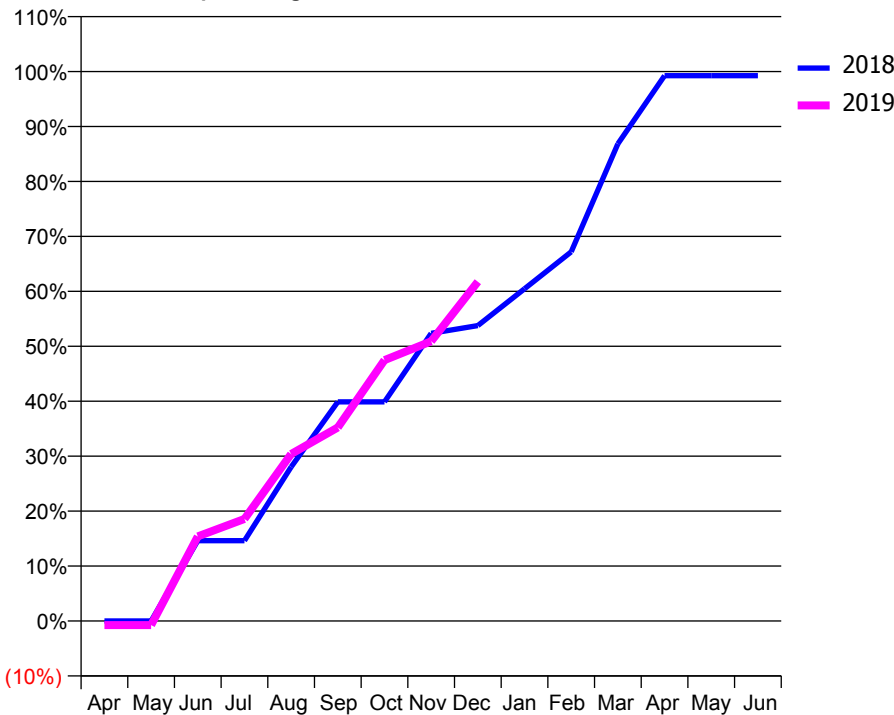
ACCESS*

Patients seen in 24 months	Total	Change since previous quarter
Quarter ending December 2017	4,623	
Quarter ending March 2018	4,833	↑
Quarter ending June 2018	4,730	↓
Quarter ending September 2018	4,740	→
Quarter ending December 2018	4,867	↑
Variance since December 2017	5.3%	↑



ACTIVITY

Cumulative percentage of contracted UDA delivered 2018 & 2019



Month	Adjusted Scheduled Activity (UDA)	
	2018	2019
April	0	-123
May	0	-123
June	2,367	2,494
July	2,367	3,010
August	4,543	4,923
September	6,462	5,705
October	6,462	7,691
November	8,480	8,244
December	8,711	10,003
January	9,793	
February	10,885	
March	14,069	
April	16,077	
May	16,077	
June	16,077	

QUALITY

	Quantity	Base Number	Contract	AT	Region	England
% of FP17s for the same patient ID Re-attending within 3 months - Children	74	1,093	6.8%	10.2%	11.8%	11.8%
% of FP17s for the same patient ID Re-attending within 3 months - Adults	538	3,324	16.2%	15.4%	16.7%	15.6%
% of FP17s for the same patient ID Re-attending between 3 & 9 months - Children	395	1,093	36.1%	49.0%	48.6%	58.8%
% of FP17s for the same patient ID Re-attending between 3 & 9 months - Adults	1,184	3,324	35.6%	38.7%	39.1%	51.0%
% of FP17s for Band 1 Urgent Courses	559	3,944	14.2%	10.2%	10.6%	9.0%
% of FP17s Relating to Free Repair or Replacements	0	3,944	0.0%	0.6%	0.5%	0.8%
% of FP17s Relating to Continuations	27	3,944	0.7%	0.9%	0.7%	0.9%
% of Patients satisfied with the dentistry they have received	1	2	N/A	91.8%	90.2%	93.2%
% of Patients satisfied with the time they had to wait for an appointment	1	2	N/A	87.2%	85.0%	88.3%

* This is based on patients treated on this contract for their most recent course of treatment. Figures in italics indicate the base number of FP17s or Patient Questionnaire responses are less than 100. N/A is shown where the base number of responses is less than 10 during the period. % is calculated as Quantity/Base number*100

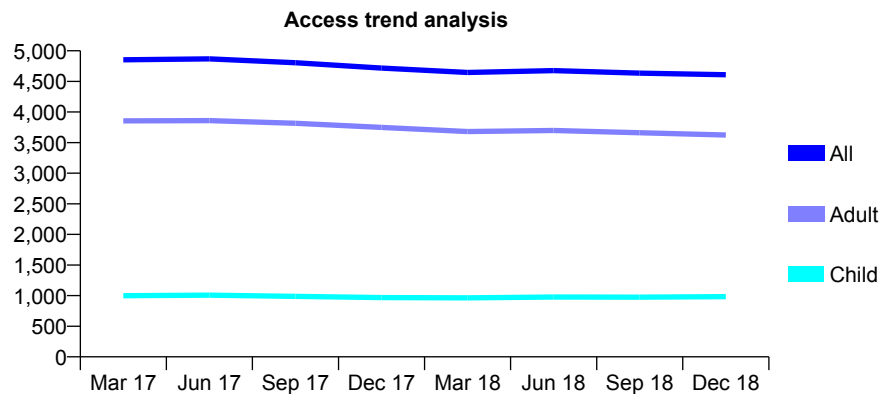
Q63 - Vital Signs At a Glance Contract Report for 113271/0001 - December 2018

Name or company name	Amritpal Marway & Divyash Patel
Contract type name	GDS Contract
Purpose of contract	General
Contract start date	01/09/2013
Contract end date	

18/19 Contracted general activity (UDA)	11,125
Carry forward general activity (UDA)	-185
18/19 Contracted orthodontic activity (UOA)	0
Carry forward orthodontic activity (UOA)	0
Baseline contract value	£681,823.86

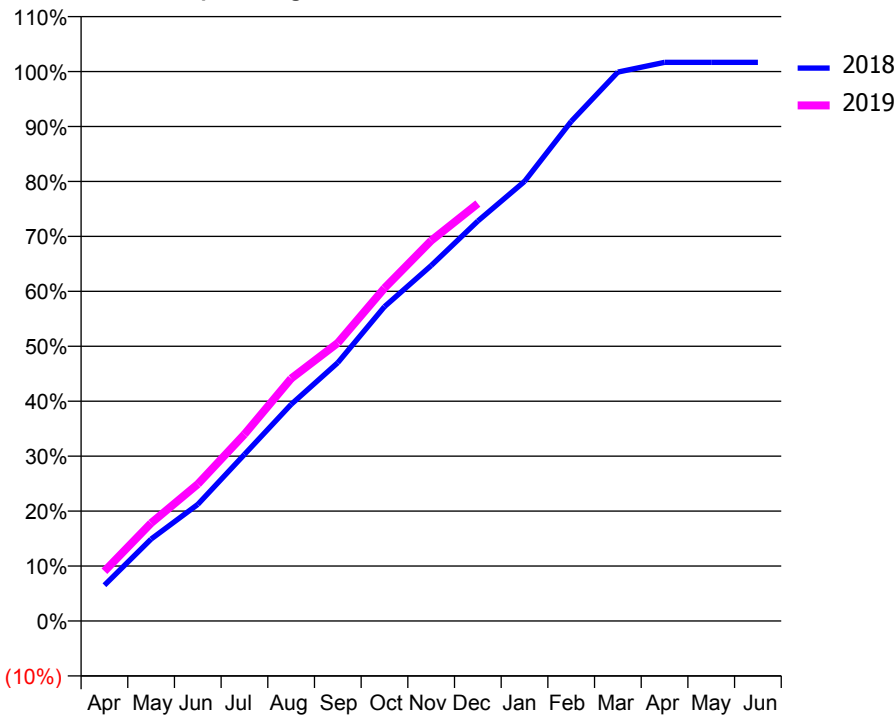
ACCESS*

Patients seen in 24 months	Total	Change since previous quarter
Quarter ending December 2017	4,717	
Quarter ending March 2018	4,645	↓
Quarter ending June 2018	4,676	→
Quarter ending September 2018	4,636	→
Quarter ending December 2018	4,609	→
Variance since December 2017	(2.3%)	↓



ACTIVITY

Cumulative percentage of contracted UDA delivered 2018 & 2019



Month	Adjusted Scheduled Activity (UDA)	
	2018	2019
April	724	1,007
May	1,660	1,982
June	2,361	2,771
July	3,374	3,780
August	4,386	4,909
September	5,230	5,631
October	6,364	6,741
November	7,197	7,700
December	8,099	8,453
January	8,899	
February	10,115	
March	11,114	
April	11,310	
May	11,310	
June	11,310	

QUALITY

	Quantity	Base Number	Contract	AT	Region	England
% of FP17s for the same patient ID Re-attending within 3 months - Children	50	783	6.4%	10.2%	11.8%	11.8%
% of FP17s for the same patient ID Re-attending within 3 months - Adults	173	2,231	7.8%	15.4%	16.7%	15.6%
% of FP17s for the same patient ID Re-attending between 3 & 9 months - Children	258	783	33.0%	49.0%	48.6%	58.8%
% of FP17s for the same patient ID Re-attending between 3 & 9 months - Adults	442	2,231	19.8%	38.7%	39.1%	51.0%
% of FP17s for Band 1 Urgent Courses	43	2,608	1.6%	10.2%	10.6%	9.0%
% of FP17s Relating to Free Repair or Replacements	56	2,608	2.1%	0.6%	0.5%	0.8%
% of FP17s Relating to Continuations	47	2,608	1.8%	0.9%	0.7%	0.9%
% of Patients satisfied with the dentistry they have received	0	0	N/A	91.8%	90.2%	93.2%
% of Patients satisfied with the time they had to wait for an appointment	0	0	N/A	87.2%	85.0%	88.3%

* This is based on patients treated on this contract for their most recent course of treatment. Figures in italics indicate the base number of FP17s or Patient Questionnaire responses are less than 100. N/A is shown where the base number of responses is less than 10 during the period. % is calculated as Quantity/Base number*100

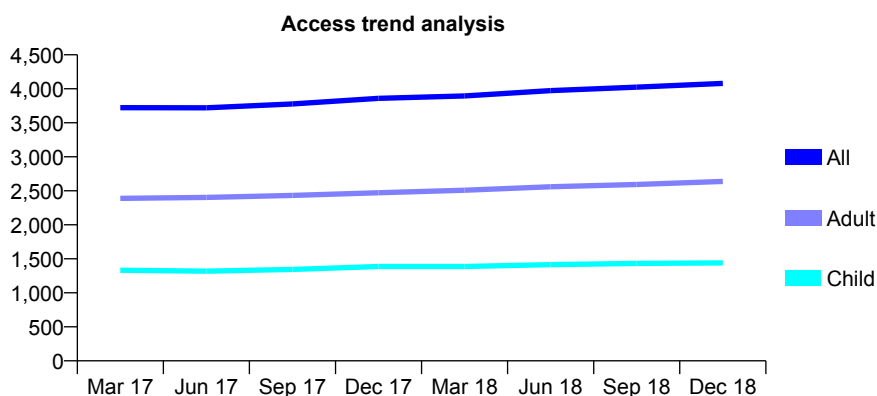
Q63 - Vital Signs At a Glance Contract Report for 113751/0001 - December 2018

Name or company name	JH Patel & Partners
Contract type name	GDS Contract
Purpose of contract	General
Contract start date	01/05/2006
Contract end date	

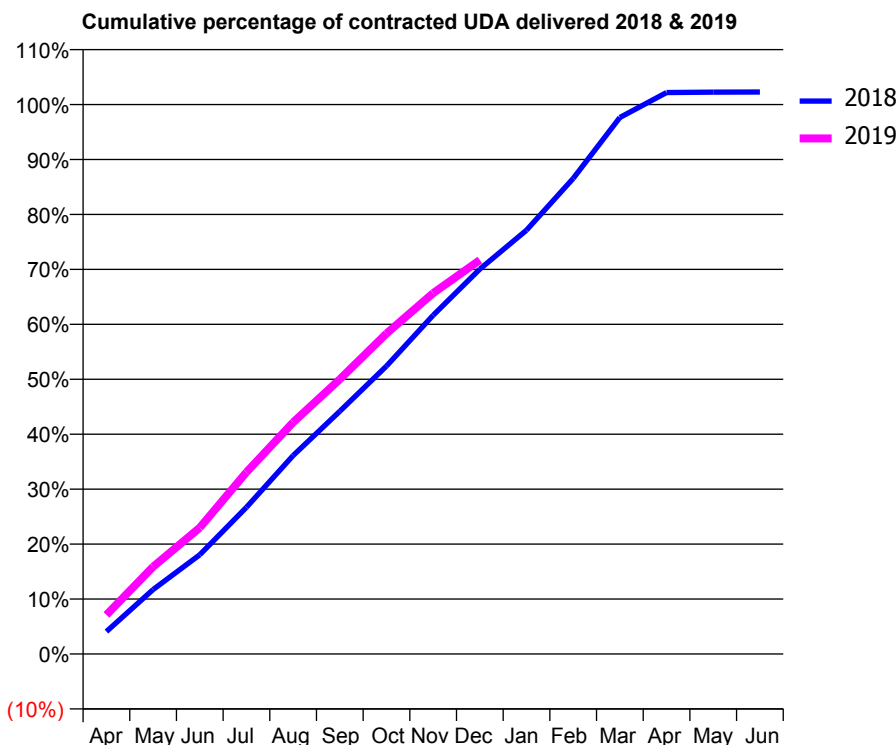
18/19 Contracted general activity (UDA)	10,421
Carry forward general activity (UDA)	-208
18/19 Contracted orthodontic activity (UOA)	0
Carry forward orthodontic activity (UOA)	0
Baseline contract value	£266,099.71

ACCESS*

Patients seen in 24 months	Total	Change since previous quarter
Quarter ending December 2017	3,859	
Quarter ending March 2018	3,895	→
Quarter ending June 2018	3,973	↑
Quarter ending September 2018	4,025	→
Quarter ending December 2018	4,079	→
Variance since December 2017	5.7%	↑



ACTIVITY



Month	Adjusted Scheduled Activity (UDA)	
	2018	2019
April	425	743
May	1,222	1,656
June	1,883	2,395
July	2,784	3,448
August	3,764	4,393
September	4,605	5,210
October	5,462	6,077
November	6,424	6,843
December	7,300	7,471
January	8,037	
February	9,020	
March	10,175	
April	10,648	
May	10,655	
June	10,659	

QUALITY

	Quantity	Base Number	Contract	AT	Region	England
% of FP17s for the same patient ID Re-attending within 3 months - Children	131	1,468	8.9%	10.2%	11.8%	11.8%
% of FP17s for the same patient ID Re-attending within 3 months - Adults	483	2,512	19.2%	15.4%	16.7%	15.6%
% of FP17s for the same patient ID Re-attending between 3 & 9 months - Children	756	1,468	51.5%	49.0%	48.6%	58.8%
% of FP17s for the same patient ID Re-attending between 3 & 9 months - Adults	1,111	2,512	44.2%	38.7%	39.1%	51.0%
% of FP17s for Band 1 Urgent Courses	283	3,247	8.7%	10.2%	10.6%	9.0%
% of FP17s Relating to Free Repair or Replacements	12	3,247	0.4%	0.6%	0.5%	0.8%
% of FP17s Relating to Continuations	41	3,247	1.3%	0.9%	0.7%	0.9%
% of Patients satisfied with the dentistry they have received	1	1	N/A	91.8%	90.2%	93.2%
% of Patients satisfied with the time they had to wait for an appointment	1	1	N/A	87.2%	85.0%	88.3%

* This is based on patients treated on this contract for their most recent course of treatment. Figures in italics indicate the base number of FP17s or Patient Questionnaire responses are less than 100. N/A is shown where the base number of responses is less than 10 during the period. % is calculated as Quantity/Base number*100

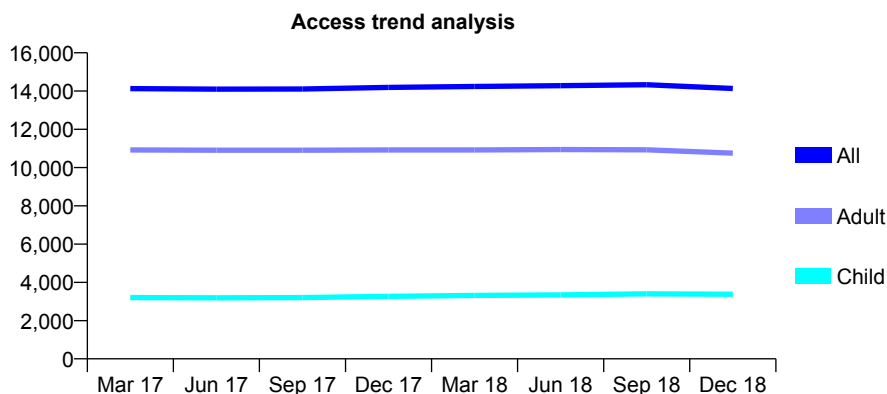
Q63 - Vital Signs At a Glance Contract Report for 114340/0001 - December 2018

Name or company name	Maxident Clinic Ltd.
Contract type name	GDS Contract
Purpose of contract	General
Contract start date	01/06/2012
Contract end date	

18/19 Contracted general activity (UDA)	41,609
Carry forward general activity (UDA)	127
18/19 Contracted orthodontic activity (UOA)	0
Carry forward orthodontic activity (UOA)	0
Baseline contract value	£1,080,767.55

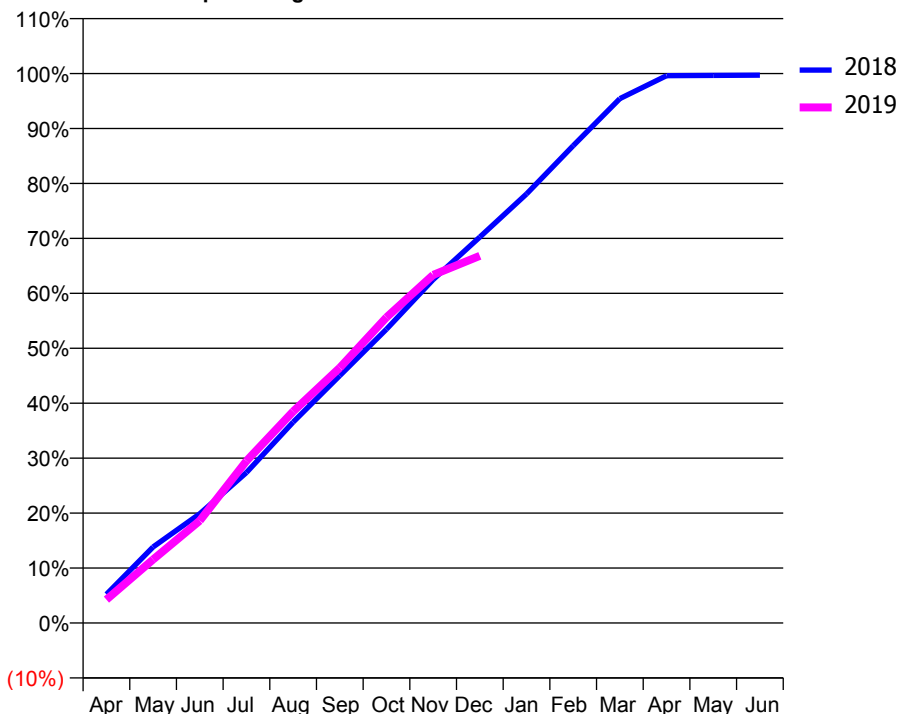
ACCESS*

Patients seen in 24 months	Total	Change since previous quarter
Quarter ending December 2017	14,188	
Quarter ending March 2018	14,238	→
Quarter ending June 2018	14,283	→
Quarter ending September 2018	14,330	→
Quarter ending December 2018	14,134	↓
Variance since December 2017	(0.4%)	→



ACTIVITY

Cumulative percentage of contracted UDA delivered 2018 & 2019



Month	Adjusted Scheduled Activity (UDA)	
	2018	2019
April	2,173	1,771
May	5,763	4,808
June	8,273	7,747
July	11,394	12,269
August	15,211	16,017
September	18,730	19,335
October	22,251	23,144
November	26,001	26,364
December	29,231	27,805
January	32,483	
February	36,147	
March	39,704	
April	41,446	
May	41,462	
June	41,482	

QUALITY

	Quantity	Base Number	Contract	AT	Region	England
% of FP17s for the same patient ID Re-attending within 3 months - Children	151	3,061	4.9%	10.2%	11.8%	11.8%
% of FP17s for the same patient ID Re-attending within 3 months - Adults	846	8,307	10.2%	15.4%	16.7%	15.6%
% of FP17s for the same patient ID Re-attending between 3 & 9 months - Children	1,597	3,061	52.2%	49.0%	48.6%	58.8%
% of FP17s for the same patient ID Re-attending between 3 & 9 months - Adults	3,503	8,307	42.2%	38.7%	39.1%	51.0%
% of FP17s for Band 1 Urgent Courses	728	10,702	6.8%	10.2%	10.6%	9.0%
% of FP17s Relating to Free Repair or Replacements	60	10,702	0.6%	0.6%	0.5%	0.8%
% of FP17s Relating to Continuations	79	10,702	0.7%	0.9%	0.7%	0.9%
% of Patients satisfied with the dentistry they have received	2	2	N/A	91.8%	90.2%	93.2%
% of Patients satisfied with the time they had to wait for an appointment	2	2	N/A	87.2%	85.0%	88.3%

* This is based on patients treated on this contract for their most recent course of treatment. Figures in italics indicate the base number of FP17s or Patient Questionnaire responses are less than 100. N/A is shown where the base number of responses is less than 10 during the period. % is calculated as Quantity/Base number*100

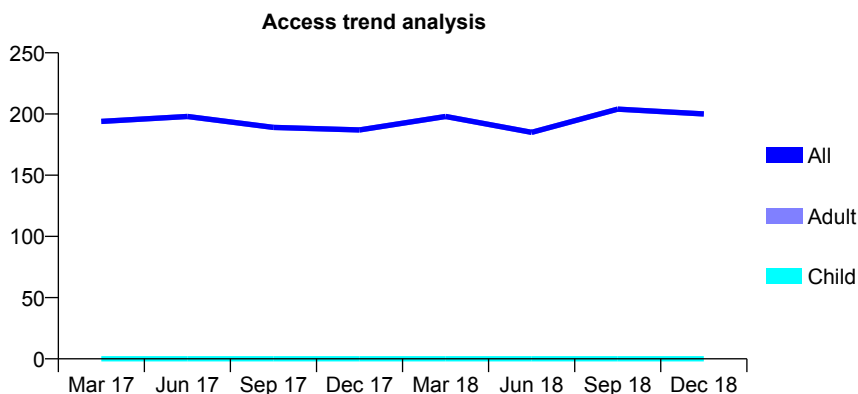
Q63 - Vital Signs At a Glance Contract Report for 114340/0002 - December 2018

Name or company name	Maxident Clinic Ltd.
Contract type name	PDS Contract
Purpose of contract	General
Contract start date	01/09/2012
Contract end date	31/03/2019

18/19 Contracted general activity (UDA)	750
Carry forward general activity (UDA)	0
18/19 Contracted orthodontic activity (UOA)	0
Carry forward orthodontic activity (UOA)	0
Baseline contract value	£39,982.61

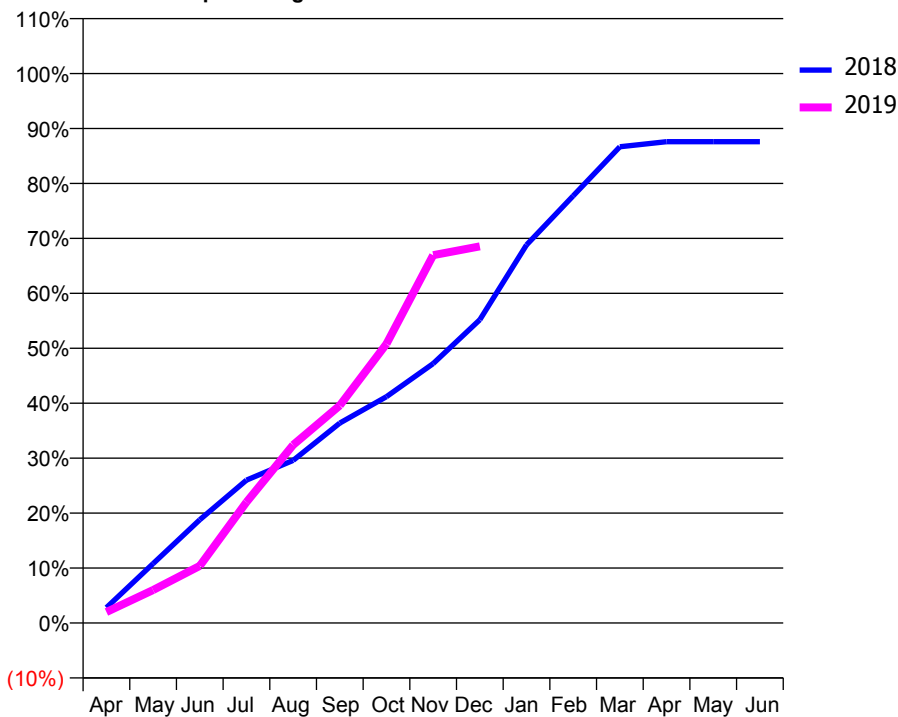
ACCESS*

Patients seen in 24 months	Total	Change since previous quarter
Quarter ending December 2017	187	
Quarter ending March 2018	198	↑
Quarter ending June 2018	185	↓
Quarter ending September 2018	204	↑
Quarter ending December 2018	200	↓
Variance since December 2017	7.0%	↑



ACTIVITY

Cumulative percentage of contracted UDA delivered 2018 & 2019



Month	Adjusted Scheduled Activity (UDA)	
	2018	2019
April	21	15
May	81	45
June	141	78
July	195	165
August	222	243
September	273	297
October	309	381
November	354	502
December	414	514
January	516	
February	583	
March	650	
April	657	
May	657	
June	657	

QUALITY

	Quantity	Base Number	Contract	AT	Region	England
% of FP17s for the same patient ID Re-attending within 3 months - Children	0	0	N/A	10.2%	11.8%	11.8%
% of FP17s for the same patient ID Re-attending within 3 months - Adults	3	139	2.2%	15.4%	16.7%	15.6%
% of FP17s for the same patient ID Re-attending between 3 & 9 months - Children	0	0	N/A	49.0%	48.6%	58.8%
% of FP17s for the same patient ID Re-attending between 3 & 9 months - Adults	6	139	4.3%	38.7%	39.1%	51.0%
% of FP17s for Band 1 Urgent Courses	0	127	0.0%	10.2%	10.6%	9.0%
% of FP17s Relating to Free Repair or Replacements	0	127	0.0%	0.6%	0.5%	0.8%
% of FP17s Relating to Continuations	1	127	0.8%	0.9%	0.7%	0.9%
% of Patients satisfied with the dentistry they have received	0	0	N/A	91.8%	90.2%	93.2%
% of Patients satisfied with the time they had to wait for an appointment	0	0	N/A	87.2%	85.0%	88.3%

* This is based on patients treated on this contract for their most recent course of treatment. Figures in italics indicate the base number of FP17s or Patient Questionnaire responses are less than 100. N/A is shown where the base number of responses is less than 10 during the period. % is calculated as Quantity/Base number*100

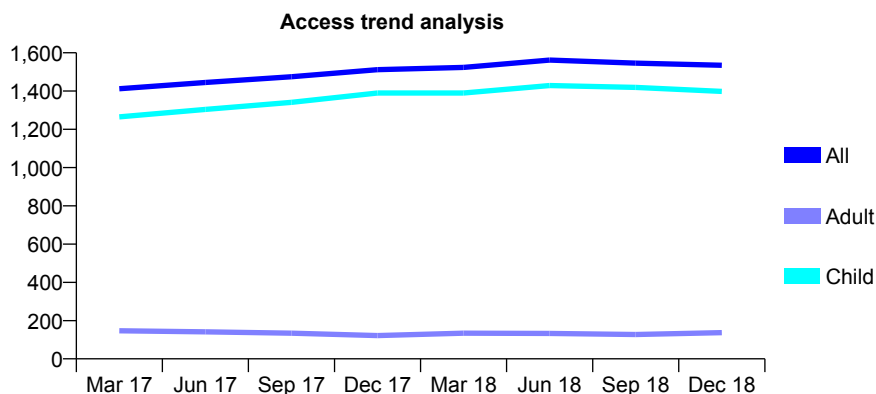
Q63 - Vital Signs At a Glance Contract Report for 114359/0001 - December 2018

Name or company name	Tradex Services Limited
Contract type name	GDS Contract
Purpose of contract	General
Contract start date	01/04/2009
Contract end date	

18/19 Contracted general activity (UDA)	2,400
Carry forward general activity (UDA)	-48
18/19 Contracted orthodontic activity (UOA)	0
Carry forward orthodontic activity (UOA)	0
Baseline contract value	£52,265.35

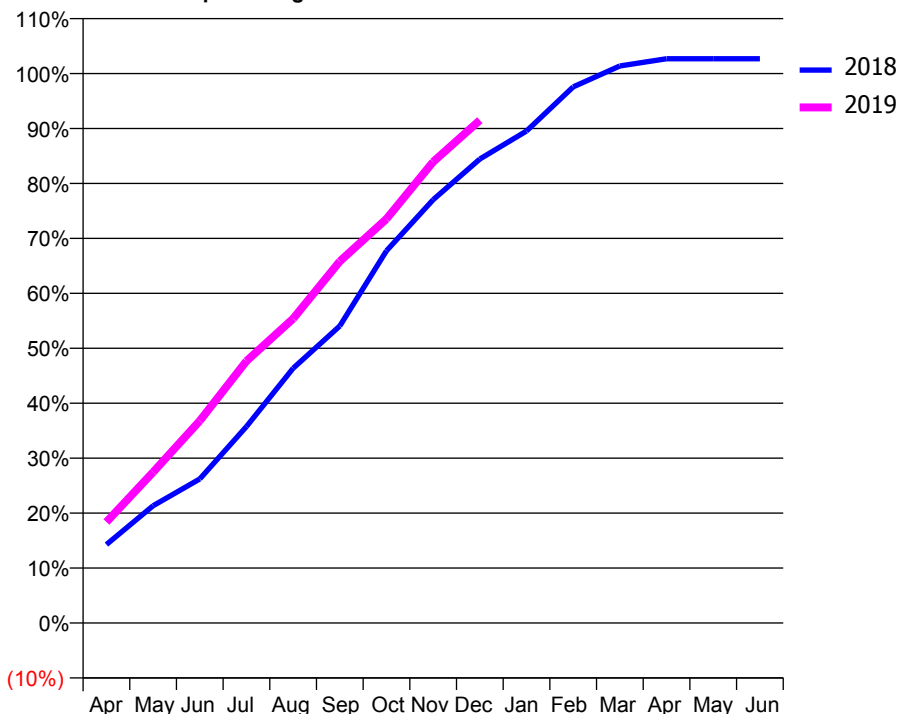
ACCESS*

Patients seen in 24 months	Total	Change since previous quarter
Quarter ending December 2017	1,512	
Quarter ending March 2018	1,524	→
Quarter ending June 2018	1,562	↑
Quarter ending September 2018	1,546	↓
Quarter ending December 2018	1,535	→
Variance since December 2017	1.5%	→



ACTIVITY

Cumulative percentage of contracted UDA delivered 2018 & 2019



Month	Adjusted Scheduled Activity (UDA)	
	2018	2019
April	343	441
May	512	659
June	629	883
July	858	1,144
August	1,112	1,329
September	1,298	1,580
October	1,626	1,765
November	1,849	2,014
December	2,026	2,196
January	2,149	
February	2,342	
March	2,433	
April	2,464	
May	2,464	
June	2,464	

QUALITY

	Quantity	Base Number	Contract	AT	Region	England
% of FP17s for the same patient ID Re-attending within 3 months - Children	109	1,485	7.3%	10.2%	11.8%	11.8%
% of FP17s for the same patient ID Re-attending within 3 months - Adults	1	41	2.4%	15.4%	16.7%	15.6%
% of FP17s for the same patient ID Re-attending between 3 & 9 months - Children	716	1,485	48.2%	49.0%	48.6%	58.8%
% of FP17s for the same patient ID Re-attending between 3 & 9 months - Adults	19	41	46.3%	38.7%	39.1%	51.0%
% of FP17s for Band 1 Urgent Courses	5	1,512	0.3%	10.2%	10.6%	9.0%
% of FP17s Relating to Free Repair or Replacements	0	1,512	0.0%	0.6%	0.5%	0.8%
% of FP17s Relating to Continuations	0	1,512	0.0%	0.9%	0.7%	0.9%
% of Patients satisfied with the dentistry they have received	0	0	N/A	91.8%	90.2%	93.2%
% of Patients satisfied with the time they had to wait for an appointment	0	0	N/A	87.2%	85.0%	88.3%

* This is based on patients treated on this contract for their most recent course of treatment. Figures in italics indicate the base number of FP17s or Patient Questionnaire responses are less than 100. N/A is shown where the base number of responses is less than 10 during the period. % is calculated as Quantity/Base number*100

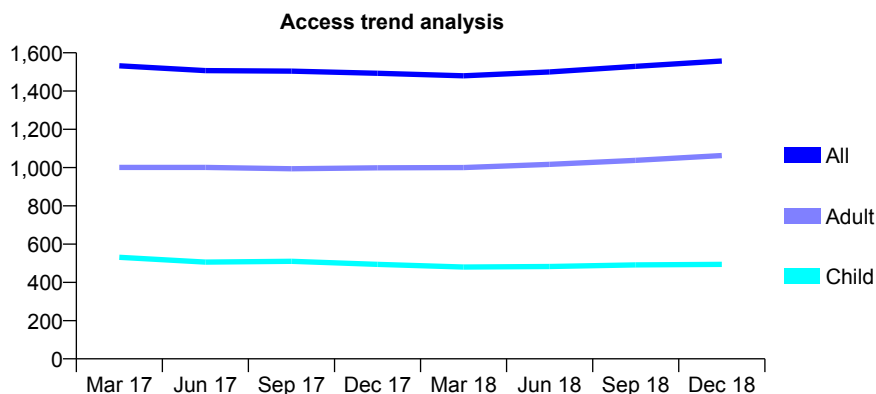
Q63 - Vital Signs At a Glance Contract Report for 114499/0001 - December 2018

Name or company name	Brakashini Thurai Sundaram
Contract type name	GDS Contract
Purpose of contract	General
Contract start date	03/08/2009
Contract end date	

18/19 Contracted general activity (UDA)	5,716
Carry forward general activity (UDA)	0
18/19 Contracted orthodontic activity (UOA)	0
Carry forward orthodontic activity (UOA)	0
Baseline contract value	£165,519.73

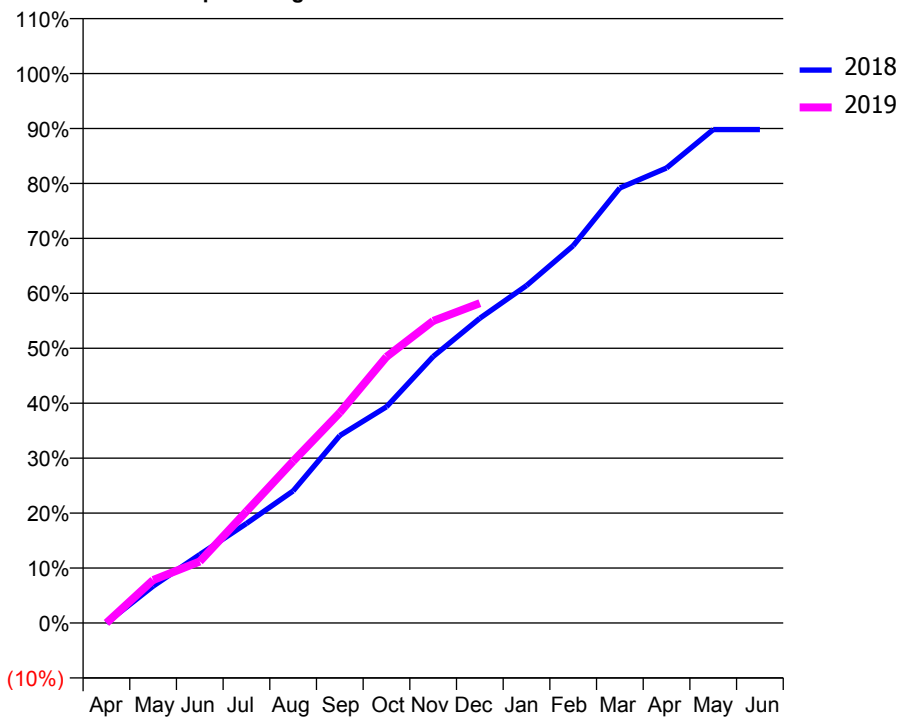
ACCESS*

Patients seen in 24 months	Total	Change since previous quarter
Quarter ending December 2017	1,493	
Quarter ending March 2018	1,480	→
Quarter ending June 2018	1,500	→
Quarter ending September 2018	1,529	→
Quarter ending December 2018	1,557	→
Variance since December 2017	4.3%	↑



ACTIVITY

Cumulative percentage of contracted UDA delivered 2018 & 2019



Month	Adjusted Scheduled Activity (UDA)	
	2018	2019
April	0	0
May	384	447
June	712	640
July	1,035	1,161
August	1,374	1,683
September	1,950	2,188
October	2,250	2,770
November	2,772	3,142
December	3,170	3,327
January	3,510	
February	3,925	
March	4,526	
April	4,733	
May	5,133	
June	5,133	

QUALITY

	Quantity	Base Number	Contract	AT	Region	England
% of FP17s for the same patient ID Re-attending within 3 months - Children	44	533	8.3%	10.2%	11.8%	11.8%
% of FP17s for the same patient ID Re-attending within 3 months - Adults	217	1,088	19.9%	15.4%	16.7%	15.6%
% of FP17s for the same patient ID Re-attending between 3 & 9 months - Children	334	533	62.7%	49.0%	48.6%	58.8%
% of FP17s for the same patient ID Re-attending between 3 & 9 months - Adults	559	1,088	51.4%	38.7%	39.1%	51.0%
% of FP17s for Band 1 Urgent Courses	151	1,395	10.8%	10.2%	10.6%	9.0%
% of FP17s Relating to Free Repair or Replacements	8	1,395	0.6%	0.6%	0.5%	0.8%
% of FP17s Relating to Continuations	11	1,395	0.8%	0.9%	0.7%	0.9%
% of Patients satisfied with the dentistry they have received	0	0	N/A	91.8%	90.2%	93.2%
% of Patients satisfied with the time they had to wait for an appointment	0	0	N/A	87.2%	85.0%	88.3%

* This is based on patients treated on this contract for their most recent course of treatment. Figures in italics indicate the base number of FP17s or Patient Questionnaire responses are less than 100. N/A is shown where the base number of responses is less than 10 during the period. % is calculated as Quantity/Base number*100

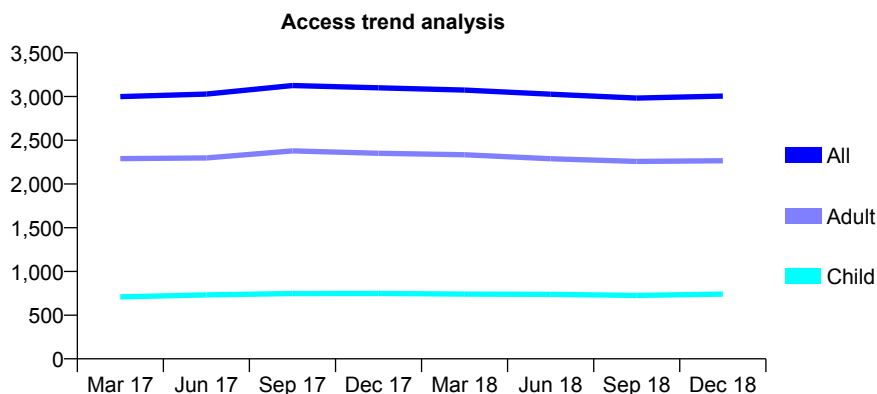
Q63 - Vital Signs At a Glance Contract Report for 115428/0001 - December 2018

Name or company name	S Cowley, R Ingham and J Angelo
Contract type name	GDS Contract
Purpose of contract	General
Contract start date	01/11/2013
Contract end date	

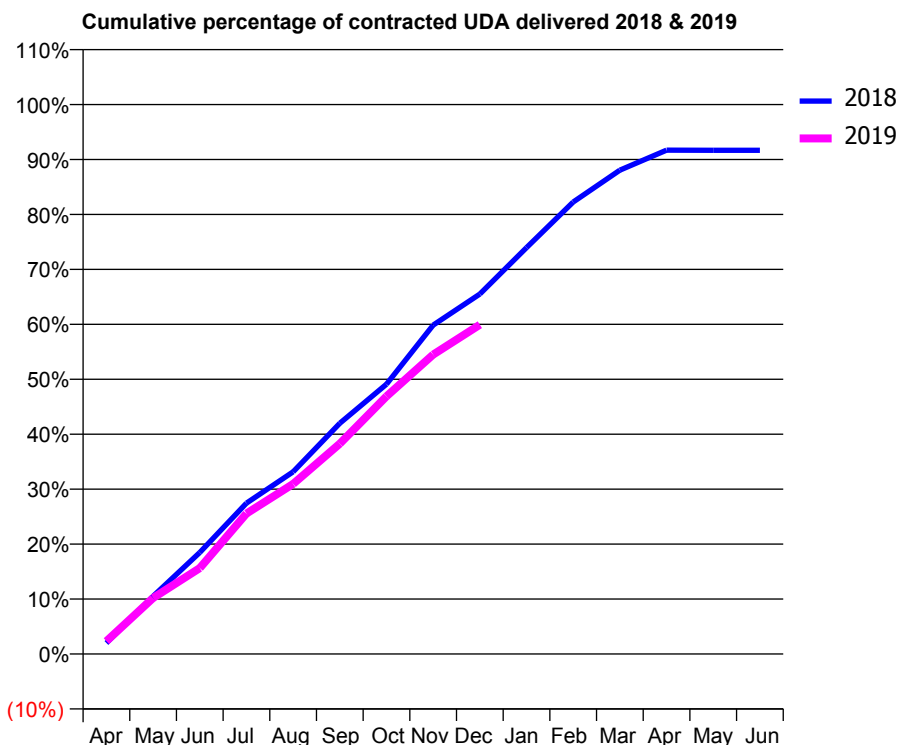
18/19 Contracted general activity (UDA)	10,504
Carry forward general activity (UDA)	0
18/19 Contracted orthodontic activity (UOA)	0
Carry forward orthodontic activity (UOA)	0
Baseline contract value	£359,994.97

ACCESS*

Patients seen in 24 months	Total	Change since previous quarter
Quarter ending December 2017	3,099	
Quarter ending March 2018	3,074	→
Quarter ending June 2018	3,026	↓
Quarter ending September 2018	2,983	↓
Quarter ending December 2018	3,005	→
Variance since December 2017	(3.0%)	↓



ACTIVITY



Month	Adjusted Scheduled Activity (UDA)	
	2018	2019
April	210	246
May	1,104	1,071
June	1,941	1,642
July	2,884	2,684
August	3,483	3,252
September	4,411	4,020
October	5,157	4,925
November	6,287	5,723
December	6,882	6,294
January	7,769	
February	8,641	
March	9,248	
April	9,633	
May	9,630	
June	9,630	

QUALITY

	Quantity	Base Number	Contract	AT	Region	England
% of FP17s for the same patient ID Re-attending within 3 months - Children	34	619	5.5%	10.2%	11.8%	11.8%
% of FP17s for the same patient ID Re-attending within 3 months - Adults	210	1,622	12.9%	15.4%	16.7%	15.6%
% of FP17s for the same patient ID Re-attending between 3 & 9 months - Children	253	619	40.9%	49.0%	48.6%	58.8%
% of FP17s for the same patient ID Re-attending between 3 & 9 months - Adults	492	1,622	30.3%	38.7%	39.1%	51.0%
% of FP17s for Band 1 Urgent Courses	287	2,131	13.5%	10.2%	10.6%	9.0%
% of FP17s Relating to Free Repair or Replacements	0	2,131	0.0%	0.6%	0.5%	0.8%
% of FP17s Relating to Continuations	9	2,131	0.4%	0.9%	0.7%	0.9%
% of Patients satisfied with the dentistry they have received	0	0	N/A	91.8%	90.2%	93.2%
% of Patients satisfied with the time they had to wait for an appointment	0	0	N/A	87.2%	85.0%	88.3%

* This is based on patients treated on this contract for their most recent course of treatment. Figures in italics indicate the base number of FP17s or Patient Questionnaire responses are less than 100. N/A is shown where the base number of responses is less than 10 during the period. % is calculated as Quantity/Base number*100

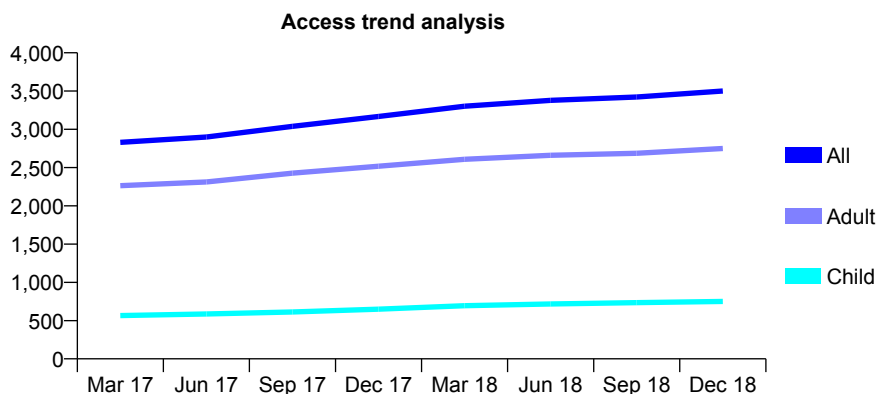
Q63 - Vital Signs At a Glance Contract Report for 115630/0001 - December 2018

Name or company name	Birwood Dental Care Ltd
Contract type name	GDS Contract
Purpose of contract	General
Contract start date	01/08/2011
Contract end date	

18/19 Contracted general activity (UDA)	9,347
Carry forward general activity (UDA)	193
18/19 Contracted orthodontic activity (UOA)	0
Carry forward orthodontic activity (UOA)	0
Baseline contract value	£215,819.69

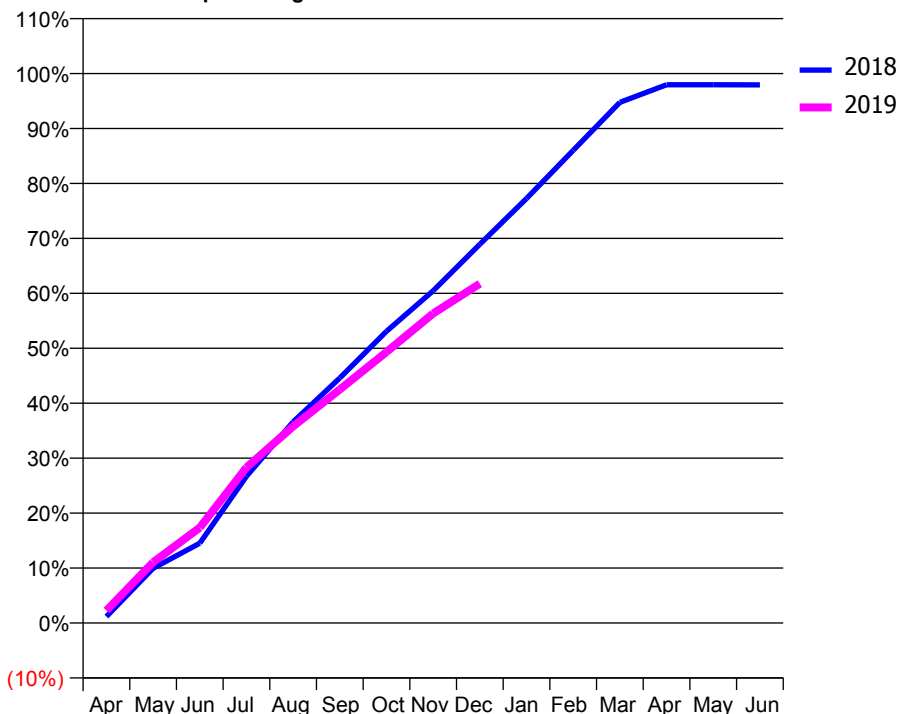
ACCESS*

Patients seen in 24 months	Total	Change since previous quarter
Quarter ending December 2017	3,168	
Quarter ending March 2018	3,302	↑
Quarter ending June 2018	3,378	↑
Quarter ending September 2018	3,422	→
Quarter ending December 2018	3,500	↑
Variance since December 2017	10.5%	↑



ACTIVITY

Cumulative percentage of contracted UDA delivered 2018 & 2019



Month	Adjusted Scheduled Activity (UDA)	
	2018	2019
April	110	212
May	932	1,034
June	1,358	1,622
July	2,495	2,646
August	3,422	3,344
September	4,168	3,973
October	4,962	4,611
November	5,651	5,266
December	6,442	5,772
January	7,220	
February	8,039	
March	8,856	
April	9,155	
May	9,155	
June	9,154	

QUALITY

	Quantity	Base Number	Contract	AT	Region	England
% of FP17s for the same patient ID Re-attending within 3 months - Children	49	785	6.2%	10.2%	11.8%	11.8%
% of FP17s for the same patient ID Re-attending within 3 months - Adults	373	2,605	14.3%	15.4%	16.7%	15.6%
% of FP17s for the same patient ID Re-attending between 3 & 9 months - Children	476	785	60.6%	49.0%	48.6%	58.8%
% of FP17s for the same patient ID Re-attending between 3 & 9 months - Adults	1,083	2,605	41.6%	38.7%	39.1%	51.0%
% of FP17s for Band 1 Urgent Courses	214	3,222	6.6%	10.2%	10.6%	9.0%
% of FP17s Relating to Free Repair or Replacements	59	3,222	1.8%	0.6%	0.5%	0.8%
% of FP17s Relating to Continuations	102	3,222	3.2%	0.9%	0.7%	0.9%
% of Patients satisfied with the dentistry they have received	2	3	N/A	91.8%	90.2%	93.2%
% of Patients satisfied with the time they had to wait for an appointment	2	3	N/A	87.2%	85.0%	88.3%

* This is based on patients treated on this contract for their most recent course of treatment. Figures in italics indicate the base number of FP17s or Patient Questionnaire responses are less than 100. N/A is shown where the base number of responses is less than 10 during the period. % is calculated as Quantity/Base number*100

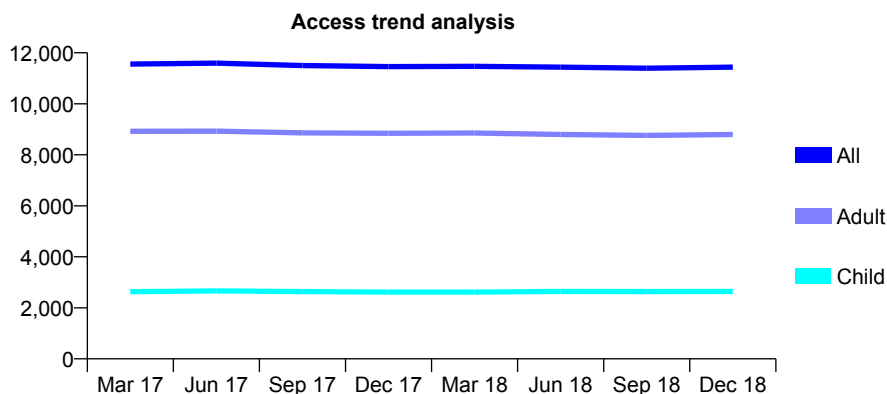
Q63 - Vital Signs At a Glance Contract Report for 115681/0001 - December 2018

Name or company name	Bateman, Knight & McConnell
Contract type name	GDS Contract
Purpose of contract	General
Contract start date	01/04/2008
Contract end date	

18/19 Contracted general activity (UDA)	34,610
Carry forward general activity (UDA)	1,571
18/19 Contracted orthodontic activity (UOA)	0
Carry forward orthodontic activity (UOA)	0
Baseline contract value	£912,932.62

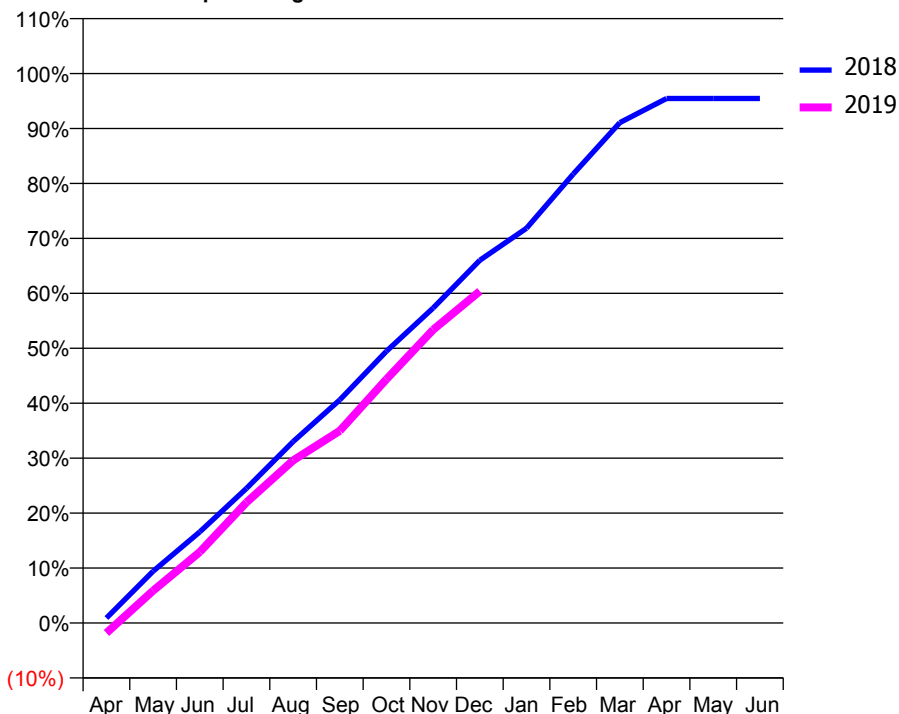
ACCESS*

Patients seen in 24 months	Total	Change since previous quarter
Quarter ending December 2017	11,461	
Quarter ending March 2018	11,469	→
Quarter ending June 2018	11,437	→
Quarter ending September 2018	11,398	→
Quarter ending December 2018	11,439	→
Variance since December 2017	(0.2%)	→



ACTIVITY

Cumulative percentage of contracted UDA delivered 2018 & 2019



QUALITY

	Quantity	Base Number	Contract	AT	Region	England
% of FP17s for the same patient ID Re-attending within 3 months - Children	102	2,221	4.6%	10.2%	11.8%	11.8%
% of FP17s for the same patient ID Re-attending within 3 months - Adults	1,287	7,240	17.8%	15.4%	16.7%	15.6%
% of FP17s for the same patient ID Re-attending between 3 & 9 months - Children	861	2,221	38.8%	49.0%	48.6%	58.8%
% of FP17s for the same patient ID Re-attending between 3 & 9 months - Adults	2,276	7,240	31.4%	38.7%	39.1%	51.0%
% of FP17s for Band 1 Urgent Courses	997	8,921	11.2%	10.2%	10.6%	9.0%
% of FP17s Relating to Free Repair or Replacements	188	8,921	2.1%	0.6%	0.5%	0.8%
% of FP17s Relating to Continuations	263	8,921	2.9%	0.9%	0.7%	0.9%
% of Patients satisfied with the dentistry they have received	1	1	N/A	91.8%	90.2%	93.2%
% of Patients satisfied with the time they had to wait for an appointment	1	1	N/A	87.2%	85.0%	88.3%

* This is based on patients treated on this contract for their most recent course of treatment. Figures in italics indicate the base number of FP17s or Patient Questionnaire responses are less than 100. N/A is shown where the base number of responses is less than 10 during the period. % is calculated as Quantity/Base number*100

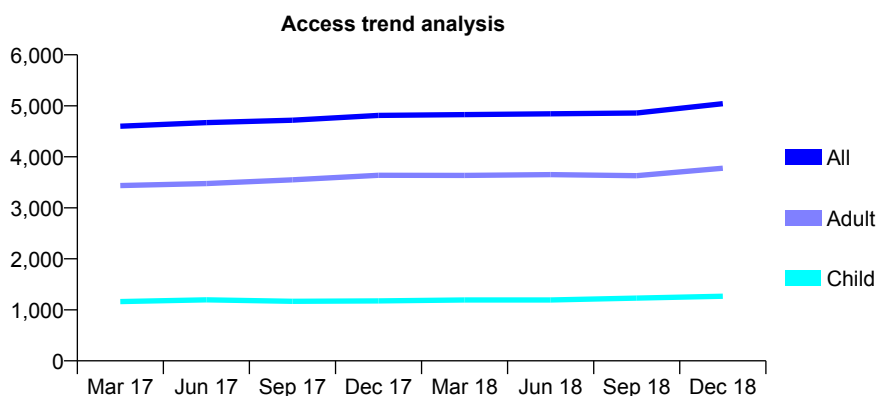
Q63 - Vital Signs At a Glance Contract Report for 116890/0001 - December 2018

Name or company name	Mr P S Photay and Miss S R Photay
Contract type name	PDS Contract
Purpose of contract	General
Contract start date	01/12/2007
Contract end date	31/03/2019

18/19 Contracted general activity (UDA)	17,510
Carry forward general activity (UDA)	-350
18/19 Contracted orthodontic activity (UOA)	0
Carry forward orthodontic activity (UOA)	0
Baseline contract value	£523,839.69

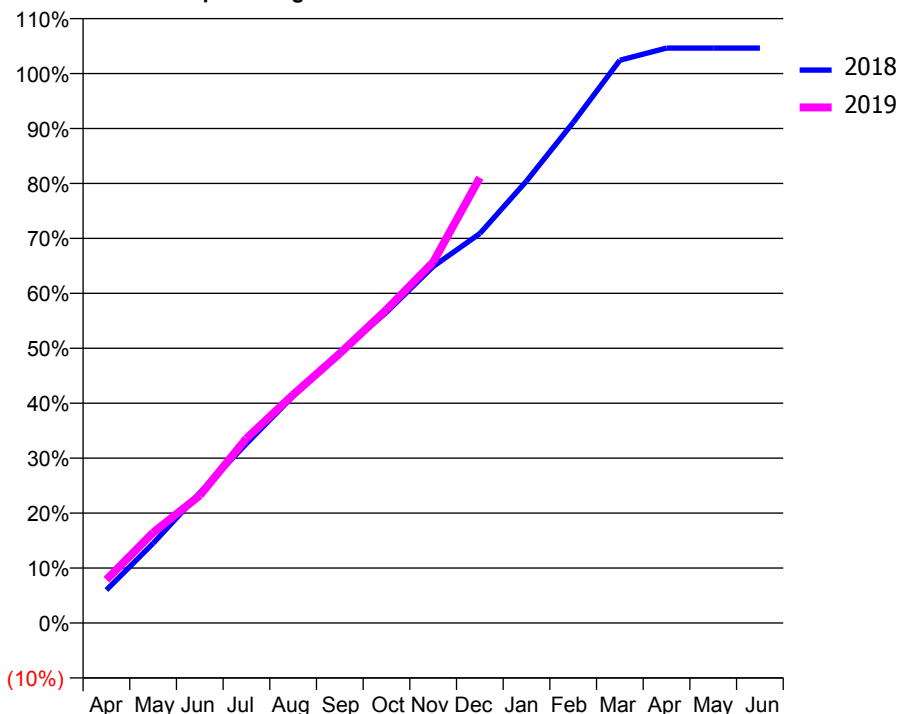
ACCESS*

Patients seen in 24 months	Total	Change since previous quarter
Quarter ending December 2017	4,813	
Quarter ending March 2018	4,828	→
Quarter ending June 2018	4,844	→
Quarter ending September 2018	4,859	→
Quarter ending December 2018	5,043	↑
Variance since December 2017	4.8%	↑



ACTIVITY

Cumulative percentage of contracted UDA delivered 2018 & 2019



Month	Adjusted Scheduled Activity (UDA)	
	2018	2019
April	1,051	1,377
May	2,538	2,883
June	4,151	4,062
July	5,719	5,883
August	7,228	7,279
September	8,617	8,589
October	9,904	9,986
November	11,361	11,499
December	12,409	14,191
January	14,082	
February	15,949	
March	17,933	
April	18,322	
May	18,322	
June	18,322	

QUALITY

	Quantity	Base Number	Contract	AT	Region	England
% of FP17s for the same patient ID Re-attending within 3 months - Children	96	1,086	8.8%	10.2%	11.8%	11.8%
% of FP17s for the same patient ID Re-attending within 3 months - Adults	347	2,701	12.8%	15.4%	16.7%	15.6%
% of FP17s for the same patient ID Re-attending between 3 & 9 months - Children	408	1,086	37.6%	49.0%	48.6%	58.8%
% of FP17s for the same patient ID Re-attending between 3 & 9 months - Adults	703	2,701	26.0%	38.7%	39.1%	51.0%
% of FP17s for Band 1 Urgent Courses	314	3,638	8.6%	10.2%	10.6%	9.0%
% of FP17s Relating to Free Repair or Replacements	0	3,638	0.0%	0.6%	0.5%	0.8%
% of FP17s Relating to Continuations	49	3,638	1.3%	0.9%	0.7%	0.9%
% of Patients satisfied with the dentistry they have received	0	0	N/A	91.8%	90.2%	93.2%
% of Patients satisfied with the time they had to wait for an appointment	0	0	N/A	87.2%	85.0%	88.3%

* This is based on patients treated on this contract for their most recent course of treatment. Figures in italics indicate the base number of FP17s or Patient Questionnaire responses are less than 100. N/A is shown where the base number of responses is less than 10 during the period. % is calculated as Quantity/Base number*100

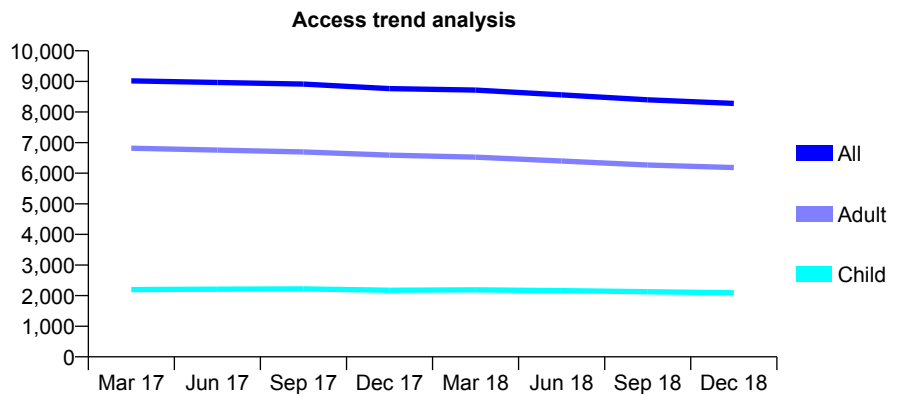
Q63 - Vital Signs At a Glance Contract Report for 117048/0001 - December 2018

Name or company name	Dental Care Centre Ltd
Contract type name	GDS Contract
Purpose of contract	General
Contract start date	01/09/2009
Contract end date	

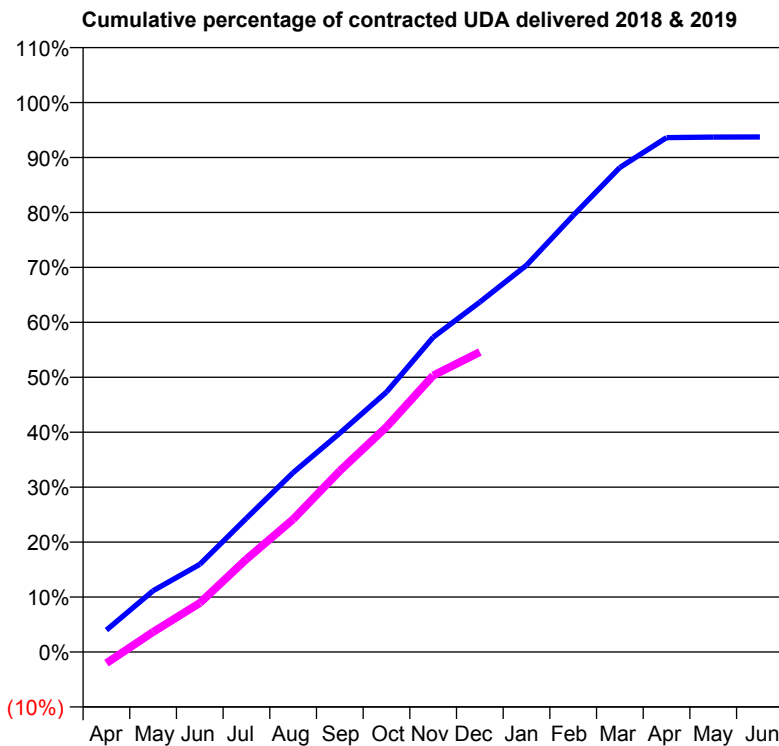
18/19 Contracted general activity (UDA)	33,034
Carry forward general activity (UDA)	2,074
18/19 Contracted orthodontic activity (UOA)	0
Carry forward orthodontic activity (UOA)	0
Baseline contract value	£935,449.38

ACCESS*

Patients seen in 24 months	Total	Change since previous quarter
Quarter ending December 2017	8,764	
Quarter ending March 2018	8,715	→
Quarter ending June 2018	8,561	↓
Quarter ending September 2018	8,397	↓
Quarter ending December 2018	8,279	↓
Variance since December 2017	(5.5%)	↓



ACTIVITY



Month	Adjusted Scheduled Activity (UDA)	
	2018	2019
April	1,318	-680
May	3,684	1,207
June	5,267	2,943
July	8,042	5,583
August	10,785	7,984
September	13,159	10,888
October	15,628	13,527
November	18,921	16,622
December	21,040	18,037
January	23,255	
February	26,239	
March	29,130	
April	30,924	
May	30,956	
June	30,960	

QUALITY

	Quantity	Base Number	Contract	AT	Region	England
% of FP17s for the same patient ID Re-attending within 3 months - Children	138	2,081	6.6%	10.2%	11.8%	11.8%
% of FP17s for the same patient ID Re-attending within 3 months - Adults	747	5,296	14.1%	15.4%	16.7%	15.6%
% of FP17s for the same patient ID Re-attending between 3 & 9 months - Children	1,243	2,081	59.7%	49.0%	48.6%	58.8%
% of FP17s for the same patient ID Re-attending between 3 & 9 months - Adults	2,597	5,296	49.0%	38.7%	39.1%	51.0%
% of FP17s for Band 1 Urgent Courses	701	6,834	10.3%	10.2%	10.6%	9.0%
% of FP17s Relating to Free Repair or Replacements	114	6,834	1.7%	0.6%	0.5%	0.8%
% of FP17s Relating to Continuations	29	6,834	0.4%	0.9%	0.7%	0.9%
% of Patients satisfied with the dentistry they have received	2	2	N/A	91.8%	90.2%	93.2%
% of Patients satisfied with the time they had to wait for an appointment	2	2	N/A	87.2%	85.0%	88.3%

* This is based on patients treated on this contract for their most recent course of treatment. Figures in italics indicate the base number of FP17s or Patient Questionnaire responses are less than 100. N/A is shown where the base number of responses is less than 10 during the period. % is calculated as Quantity/Base number*100

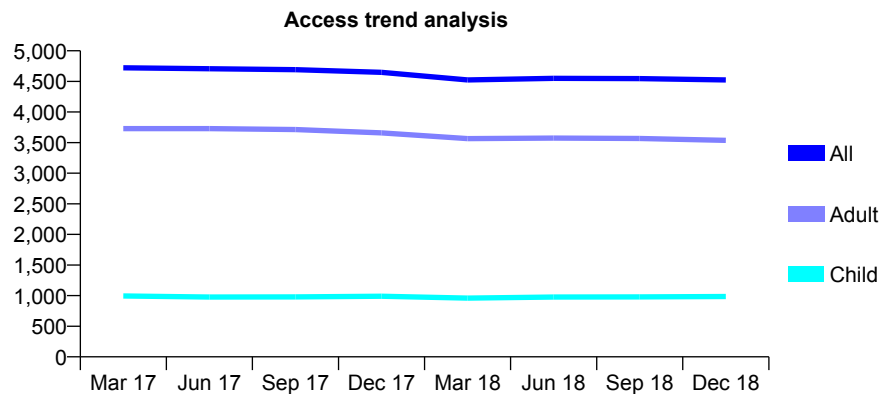
Q63 - Vital Signs At a Glance Contract Report for 117471/0001 - December 2018

Name or company name	Summerstown Dental Centre Limited
Contract type name	Pilot Contract
Purpose of contract	General and Orthodontic
Contract start date	01/06/2010
Contract end date	

18/19 Contracted general activity (UDA)	11,000
Carry forward general activity (UDA)	0
18/19 Contracted orthodontic activity (UOA)	240
Carry forward orthodontic activity (UOA)	0
Baseline contract value	£345,277.04

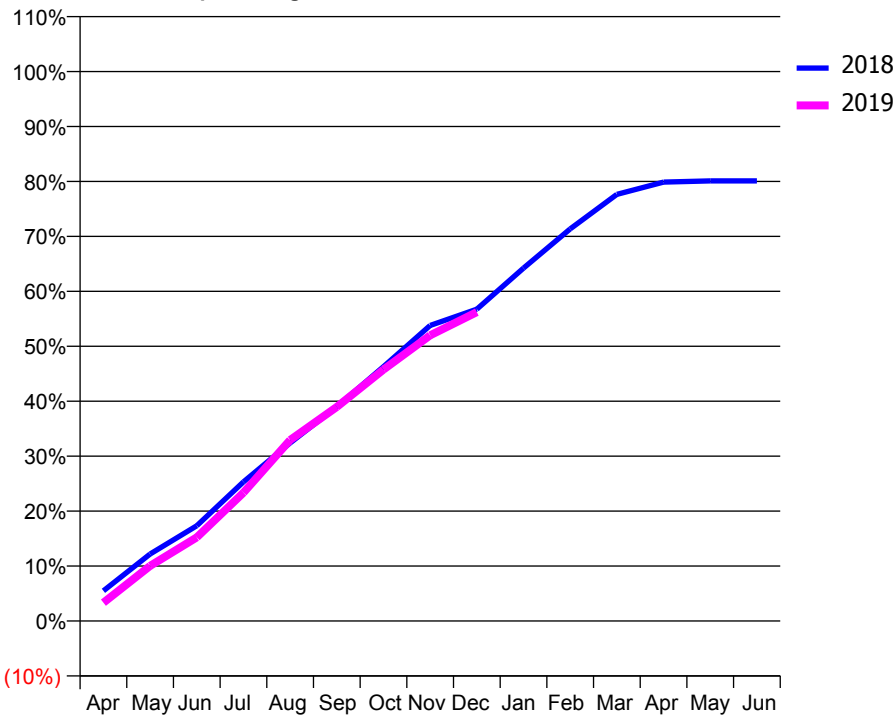
ACCESS*

Patients seen in 24 months	Total	Change since previous quarter
Quarter ending December 2017	4,648	
Quarter ending March 2018	4,525	↓
Quarter ending June 2018	4,551	→
Quarter ending September 2018	4,546	→
Quarter ending December 2018	4,523	→
Variance since December 2017	(2.7%)	↓



ACTIVITY

Cumulative percentage of contracted UDA delivered 2018 & 2019



Month	Adjusted Scheduled Activity (UDA)	
	2018	2019
April	605	366
May	1,342	1,104
June	1,907	1,674
July	2,784	2,568
August	3,566	3,623
September	4,291	4,286
October	5,092	5,034
November	5,917	5,719
December	6,242	6,183
January	7,066	
February	7,849	
March	8,539	
April	8,787	
May	8,810	
June	8,810	

QUALITY

	Quantity	Base Number	Contract	AT	Region	England
% of FP17s for the same patient ID Re-attending within 3 months - Children	82	949	8.6%	10.2%	11.8%	11.8%
% of FP17s for the same patient ID Re-attending within 3 months - Adults	340	2,756	12.3%	15.4%	16.7%	15.6%
% of FP17s for the same patient ID Re-attending between 3 & 9 months - Children	418	949	44.0%	49.0%	48.6%	58.8%
% of FP17s for the same patient ID Re-attending between 3 & 9 months - Adults	793	2,756	28.8%	38.7%	39.1%	51.0%
% of FP17s for Band 1 Urgent Courses	285	2,922	9.8%	10.2%	10.6%	9.0%
% of FP17s Relating to Free Repair or Replacements	2	2,922	0.1%	0.6%	0.5%	0.8%
% of FP17s Relating to Continuations	18	2,922	0.6%	0.9%	0.7%	0.9%
% of Patients satisfied with the dentistry they have received	2	2	N/A	91.8%	90.2%	93.2%
% of Patients satisfied with the time they had to wait for an appointment	2	2	N/A	87.2%	85.0%	88.3%

* This is based on patients treated on this contract for their most recent course of treatment. Figures in italics indicate the base number of FP17s or Patient Questionnaire responses are less than 100. N/A is shown where the base number of responses is less than 10 during the period. % is calculated as Quantity/Base number*100

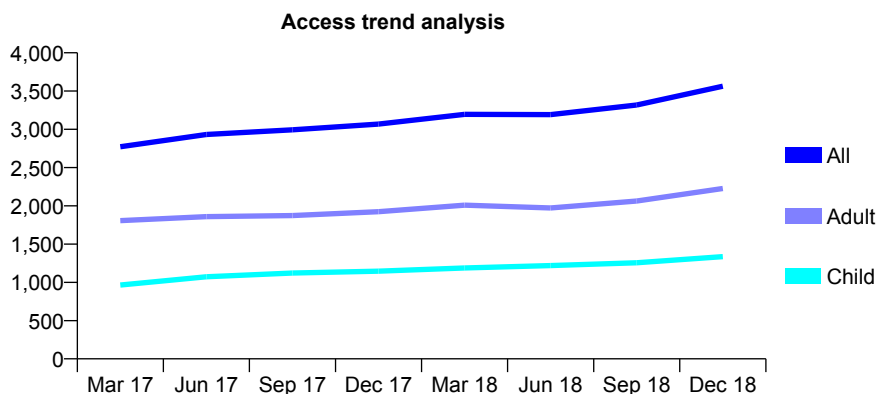
Q63 - Vital Signs At a Glance Contract Report for 117862/0001 - December 2018

Name or company name	Love Teeth Dental Practice
Contract type name	GDS Contract
Purpose of contract	General
Contract start date	01/09/2014
Contract end date	

18/19 Contracted general activity (UDA)	5,979
Carry forward general activity (UDA)	-120
18/19 Contracted orthodontic activity (UOA)	0
Carry forward orthodontic activity (UOA)	0
Baseline contract value	£178,842.30

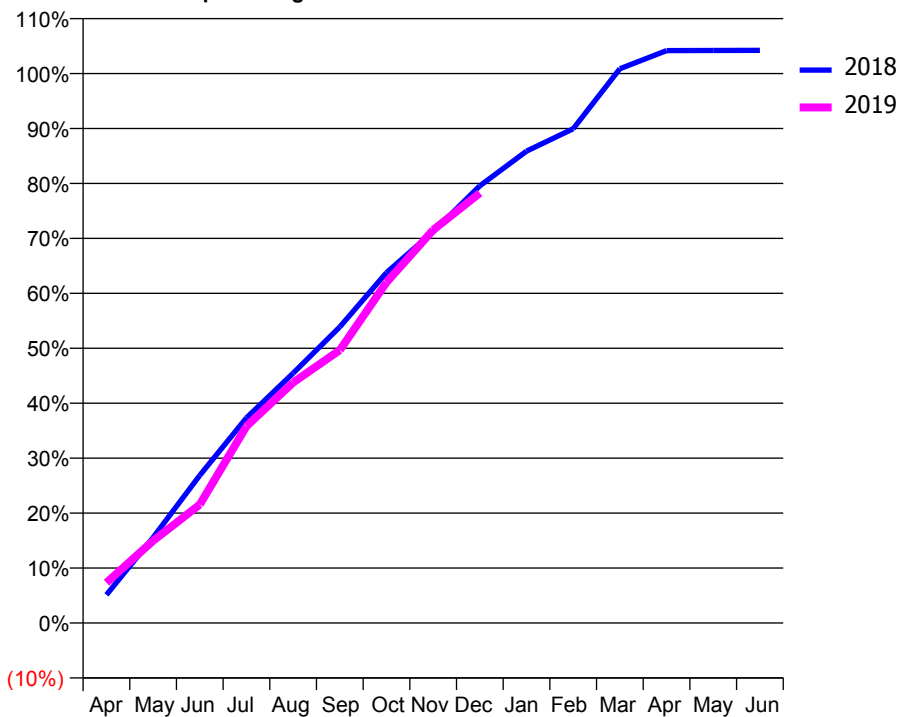
ACCESS*

Patients seen in 24 months	Total	Change since previous quarter
Quarter ending December 2017	3,069	
Quarter ending March 2018	3,196	↑
Quarter ending June 2018	3,192	→
Quarter ending September 2018	3,318	↑
Quarter ending December 2018	3,563	↑
Variance since December 2017	16.1%	↑



ACTIVITY

Cumulative percentage of contracted UDA delivered 2018 & 2019



Month	Adjusted Scheduled Activity (UDA)	
	2018	2019
April	307	440
May	931	894
June	1,607	1,289
July	2,233	2,141
August	2,718	2,617
September	3,221	2,970
October	3,812	3,706
November	4,258	4,277
December	4,757	4,678
January	5,135	
February	5,377	
March	6,031	
April	6,228	
May	6,230	
June	6,231	

QUALITY

	Quantity	Base Number	Contract	AT	Region	England
% of FP17s for the same patient ID Re-attending within 3 months - Children	54	938	5.8%	10.2%	11.8%	11.8%
% of FP17s for the same patient ID Re-attending within 3 months - Adults	163	1,506	10.8%	15.4%	16.7%	15.6%
% of FP17s for the same patient ID Re-attending between 3 & 9 months - Children	210	938	22.4%	49.0%	48.6%	58.8%
% of FP17s for the same patient ID Re-attending between 3 & 9 months - Adults	233	1,506	15.5%	38.7%	39.1%	51.0%
% of FP17s for Band 1 Urgent Courses	325	2,308	14.1%	10.2%	10.6%	9.0%
% of FP17s Relating to Free Repair or Replacements	1	2,308	0.0%	0.6%	0.5%	0.8%
% of FP17s Relating to Continuations	19	2,308	0.8%	0.9%	0.7%	0.9%
% of Patients satisfied with the dentistry they have received	0	0	N/A	91.8%	90.2%	93.2%
% of Patients satisfied with the time they had to wait for an appointment	0	0	N/A	87.2%	85.0%	88.3%

* This is based on patients treated on this contract for their most recent course of treatment. Figures in italics indicate the base number of FP17s or Patient Questionnaire responses are less than 100. N/A is shown where the base number of responses is less than 10 during the period. % is calculated as Quantity/Base number*100

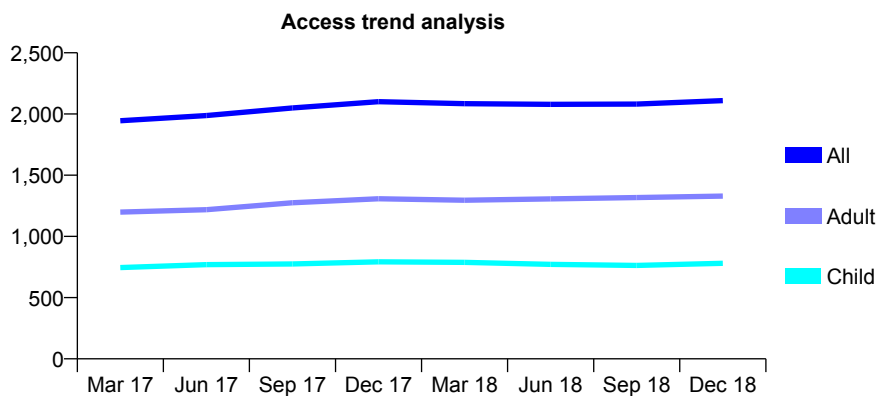
Q63 - Vital Signs At a Glance Contract Report for 118125/0001 - December 2018

Name or company name	S Cowley, R Ingham and J Angelo
Contract type name	GDS Contract
Purpose of contract	General
Contract start date	01/10/2013
Contract end date	

18/19 Contracted general activity (UDA)	6,372
Carry forward general activity (UDA)	-8
18/19 Contracted orthodontic activity (UOA)	0
Carry forward orthodontic activity (UOA)	0
Baseline contract value	£243,864.18

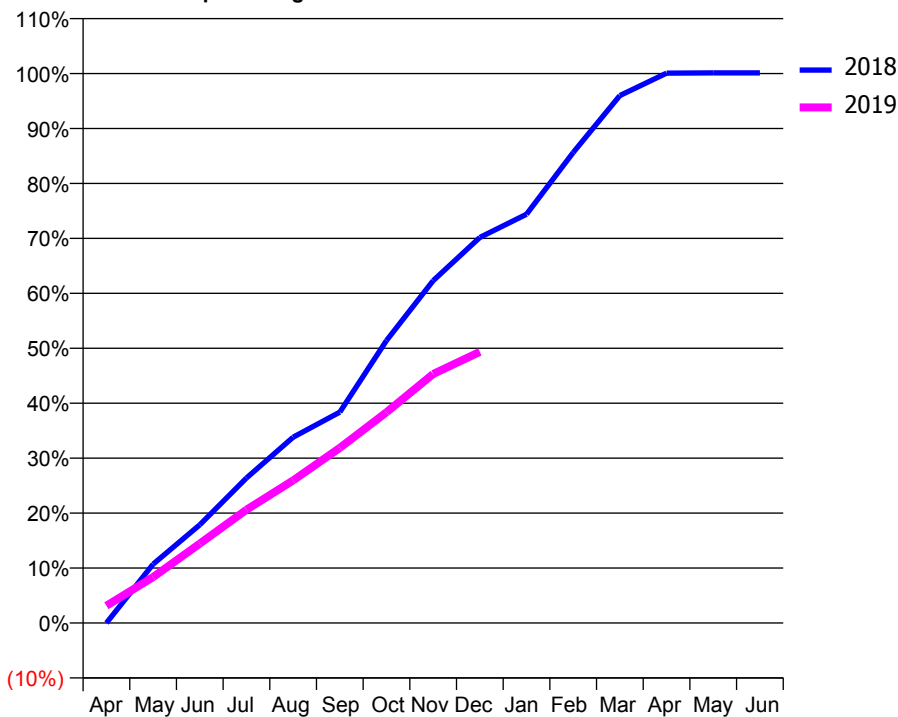
ACCESS*

Patients seen in 24 months	Total	Change since previous quarter
Quarter ending December 2017	2,101	
Quarter ending March 2018	2,084	→
Quarter ending June 2018	2,079	→
Quarter ending September 2018	2,081	→
Quarter ending December 2018	2,109	→
Variance since December 2017	0.4%	→



ACTIVITY

Cumulative percentage of contracted UDA delivered 2018 & 2019



Month	Adjusted Scheduled Activity (UDA)	
	2018	2019
April	0	201
May	683	533
June	1,140	921
July	1,681	1,314
August	2,155	1,654
September	2,445	2,031
October	3,276	2,444
November	3,970	2,887
December	4,471	3,144
January	4,741	
February	5,456	
March	6,117	
April	6,377	
May	6,380	
June	6,380	

QUALITY

	Quantity	Base Number	Contract	AT	Region	England
% of FP17s for the same patient ID Re-attending within 3 months - Children	28	585	4.8%	10.2%	11.8%	11.8%
% of FP17s for the same patient ID Re-attending within 3 months - Adults	128	949	13.5%	15.4%	16.7%	15.6%
% of FP17s for the same patient ID Re-attending between 3 & 9 months - Children	271	585	46.3%	49.0%	48.6%	58.8%
% of FP17s for the same patient ID Re-attending between 3 & 9 months - Adults	299	949	31.5%	38.7%	39.1%	51.0%
% of FP17s for Band 1 Urgent Courses	146	1,455	10.0%	10.2%	10.6%	9.0%
% of FP17s Relating to Free Repair or Replacements	6	1,455	0.4%	0.6%	0.5%	0.8%
% of FP17s Relating to Continuations	27	1,455	1.9%	0.9%	0.7%	0.9%
% of Patients satisfied with the dentistry they have received	0	0	N/A	91.8%	90.2%	93.2%
% of Patients satisfied with the time they had to wait for an appointment	0	0	N/A	87.2%	85.0%	88.3%

* This is based on patients treated on this contract for their most recent course of treatment. Figures in italics indicate the base number of FP17s or Patient Questionnaire responses are less than 100. N/A is shown where the base number of responses is less than 10 during the period. % is calculated as Quantity/Base number*100

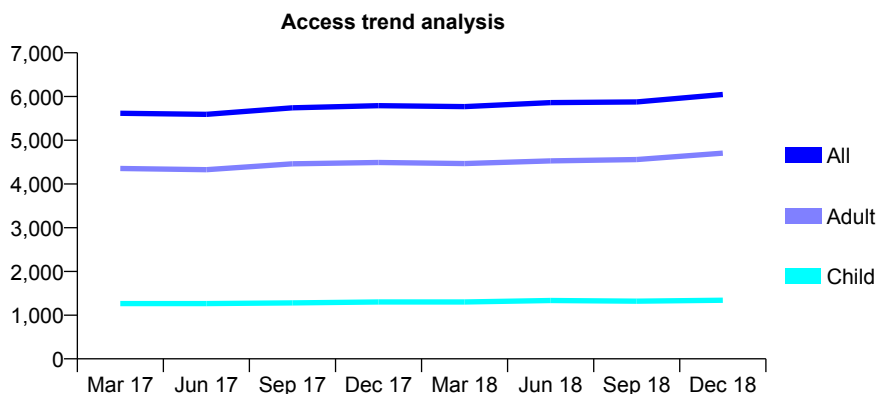
Q63 - Vital Signs At a Glance Contract Report for 118257/0001 - December 2018

Name or company name	Perfect Smile Surgery Ltd.
Contract type name	GDS Contract
Purpose of contract	General
Contract start date	01/07/2007
Contract end date	

18/19 Contracted general activity (UDA)	16,200
Carry forward general activity (UDA)	616
18/19 Contracted orthodontic activity (UOA)	0
Carry forward orthodontic activity (UOA)	0
Baseline contract value	£450,543.89

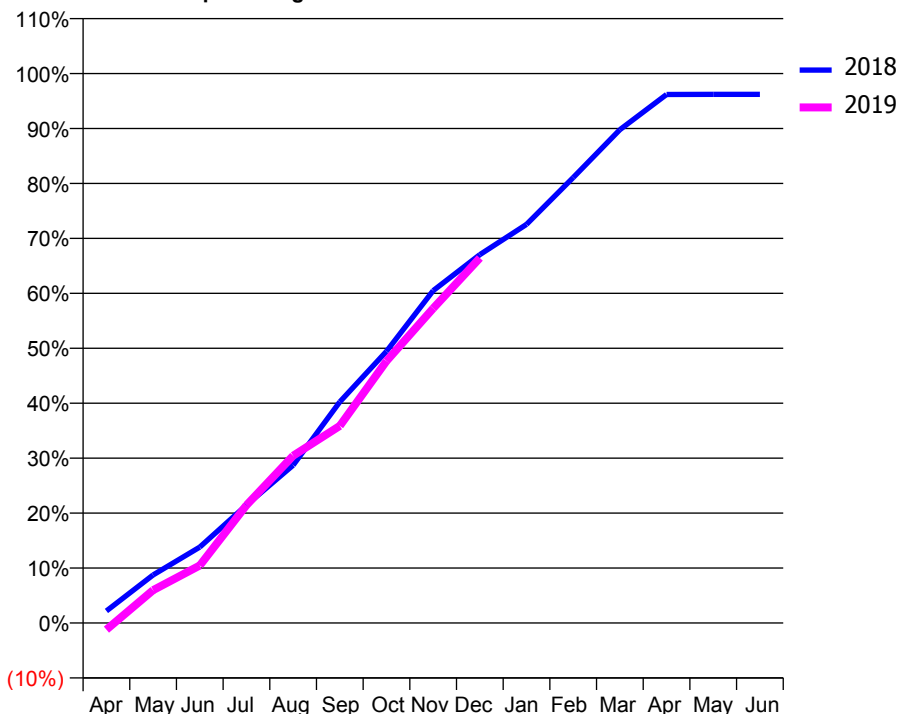
ACCESS*

Patients seen in 24 months	Total	Change since previous quarter
Quarter ending December 2017	5,791	
Quarter ending March 2018	5,768	→
Quarter ending June 2018	5,860	→
Quarter ending September 2018	5,877	→
Quarter ending December 2018	6,047	↑
Variance since December 2017	4.4%	↑



ACTIVITY

Cumulative percentage of contracted UDA delivered 2018 & 2019



Month	Adjusted Scheduled Activity (UDA)	
	2018	2019
April	356	-199
May	1,418	970
June	2,238	1,698
July	3,478	3,473
August	4,654	4,930
September	6,520	5,812
October	8,010	7,725
November	9,798	9,274
December	10,860	10,762
January	11,751	
February	13,133	
March	14,545	
April	15,583	
May	15,584	
June	15,584	

QUALITY

	Quantity	Base Number	Contract	AT	Region	England
% of FP17s for the same patient ID Re-attending within 3 months - Children	87	1,165	7.5%	10.2%	11.8%	11.8%
% of FP17s for the same patient ID Re-attending within 3 months - Adults	595	3,478	17.1%	15.4%	16.7%	15.6%
% of FP17s for the same patient ID Re-attending between 3 & 9 months - Children	487	1,165	41.8%	49.0%	48.6%	58.8%
% of FP17s for the same patient ID Re-attending between 3 & 9 months - Adults	859	3,478	24.7%	38.7%	39.1%	51.0%
% of FP17s for Band 1 Urgent Courses	976	4,322	22.6%	10.2%	10.6%	9.0%
% of FP17s Relating to Free Repair or Replacements	38	4,322	0.9%	0.6%	0.5%	0.8%
% of FP17s Relating to Continuations	26	4,322	0.6%	0.9%	0.7%	0.9%
% of Patients satisfied with the dentistry they have received	2	2	N/A	91.8%	90.2%	93.2%
% of Patients satisfied with the time they had to wait for an appointment	2	2	N/A	87.2%	85.0%	88.3%

* This is based on patients treated on this contract for their most recent course of treatment. Figures in italics indicate the base number of FP17s or Patient Questionnaire responses are less than 100. N/A is shown where the base number of responses is less than 10 during the period. % is calculated as Quantity/Base number*100

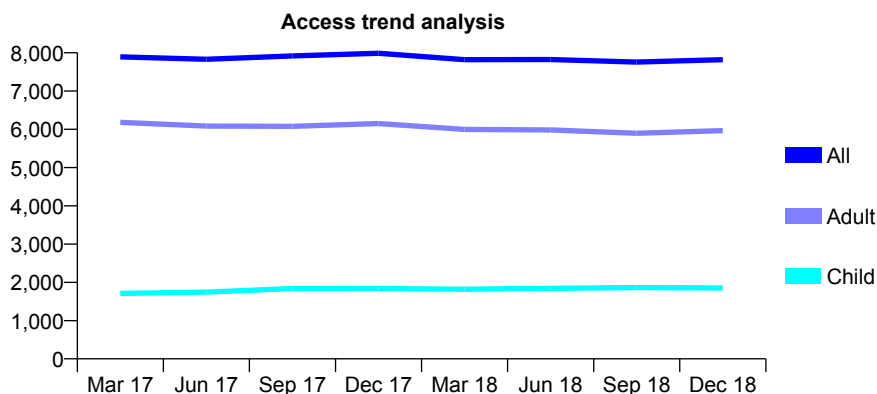
Q63 - Vital Signs At a Glance Contract Report for 118664/0001 - December 2018

Name or company name	Drs P Pakzad & E Harunani
Contract type name	GDS Contract
Purpose of contract	General
Contract start date	01/04/2013
Contract end date	

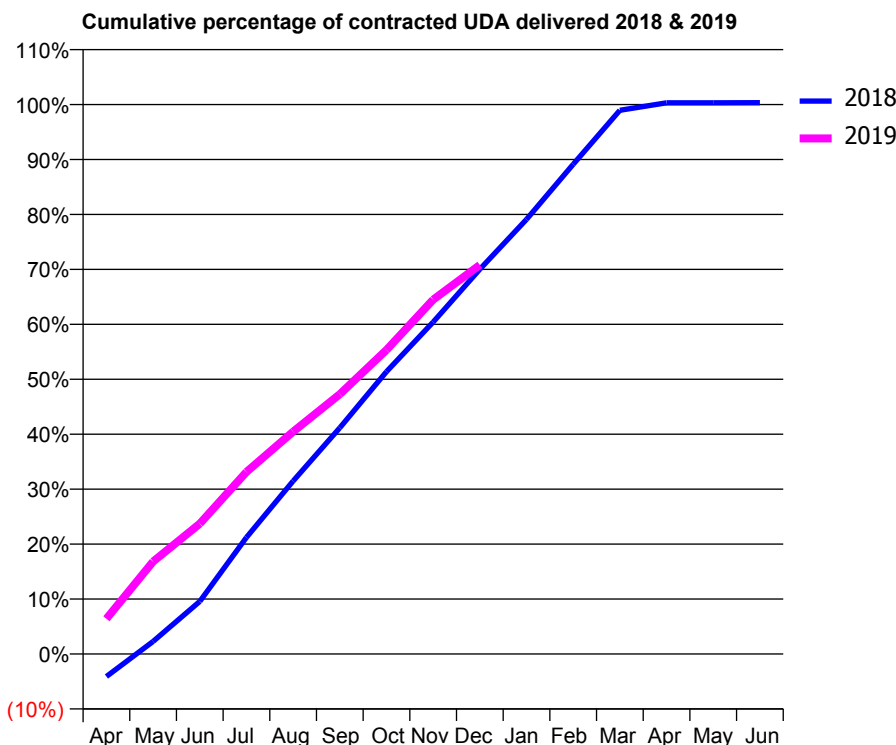
18/19 Contracted general activity (UDA)	31,225
Carry forward general activity (UDA)	-103
18/19 Contracted orthodontic activity (UOA)	0
Carry forward orthodontic activity (UOA)	0
Baseline contract value	£790,402.98

ACCESS*

Patients seen in 24 months	Total	Change since previous quarter
Quarter ending December 2017	7,987	
Quarter ending March 2018	7,821	↓
Quarter ending June 2018	7,825	→
Quarter ending September 2018	7,758	→
Quarter ending December 2018	7,821	→
Variance since December 2017	(2.1%)	↓



ACTIVITY



Month	Adjusted Scheduled Activity (UDA)	
	2018	2019
April	-1,281	2,001
May	717	5,257
June	2,991	7,405
July	6,630	10,346
August	9,830	12,636
September	12,856	14,765
October	16,047	17,282
November	18,861	20,134
December	21,865	22,111
January	24,702	
February	27,830	
March	30,896	
April	31,320	
May	31,325	
June	31,328	

QUALITY

	Quantity	Base Number	Contract	AT	Region	England
% of FP17s for the same patient ID Re-attending within 3 months - Children	106	1,669	6.4%	10.2%	11.8%	11.8%
% of FP17s for the same patient ID Re-attending within 3 months - Adults	782	5,171	15.1%	15.4%	16.7%	15.6%
% of FP17s for the same patient ID Re-attending between 3 & 9 months - Children	838	1,669	50.2%	49.0%	48.6%	58.8%
% of FP17s for the same patient ID Re-attending between 3 & 9 months - Adults	2,234	5,171	43.2%	38.7%	39.1%	51.0%
% of FP17s for Band 1 Urgent Courses	604	6,726	9.0%	10.2%	10.6%	9.0%
% of FP17s Relating to Free Repair or Replacements	188	6,726	2.8%	0.6%	0.5%	0.8%
% of FP17s Relating to Continuations	21	6,726	0.3%	0.9%	0.7%	0.9%
% of Patients satisfied with the dentistry they have received	4	4	N/A	91.8%	90.2%	93.2%
% of Patients satisfied with the time they had to wait for an appointment	4	4	N/A	87.2%	85.0%	88.3%

* This is based on patients treated on this contract for their most recent course of treatment. Figures in italics indicate the base number of FP17s or Patient Questionnaire responses are less than 100. N/A is shown where the base number of responses is less than 10 during the period. % is calculated as Quantity/Base number*100

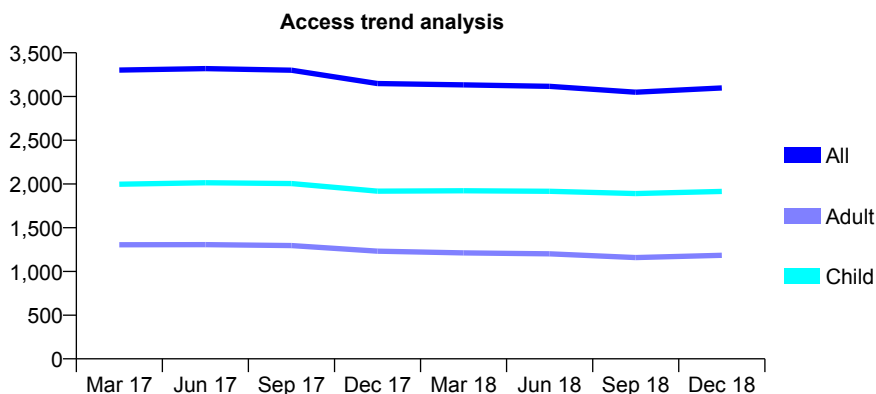
Q63 - Vital Signs At a Glance Contract Report for 118729/0001 - December 2018

Name or company name	Vijay Vithani, Varsha Vithani and Keya Vith
Contract type name	GDS Contract
Purpose of contract	General
Contract start date	01/04/2011
Contract end date	

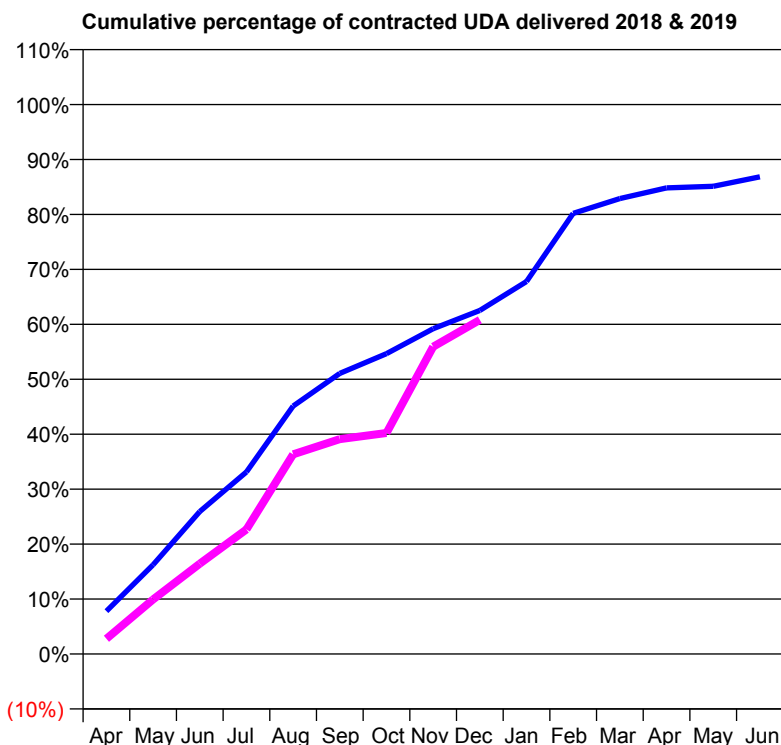
18/19 Contracted general activity (UDA)	7,767
Carry forward general activity (UDA)	144
18/19 Contracted orthodontic activity (UOA)	0
Carry forward orthodontic activity (UOA)	0
Baseline contract value	£198,557.63

ACCESS*

Patients seen in 24 months	Total	Change since previous quarter
Quarter ending December 2017	3,149	
Quarter ending March 2018	3,133	→
Quarter ending June 2018	3,117	→
Quarter ending September 2018	3,049	↓
Quarter ending December 2018	3,098	→
Variance since December 2017	(1.6%)	↓



ACTIVITY



Adjusted Scheduled Activity (UDA)		
Month	2018	2019
April	605	215
May	1,263	771
June	2,015	1,276
July	2,574	1,761
August	3,505	2,822
September	3,967	3,037
October	4,245	3,125
November	4,598	4,344
December	4,856	4,722
January	5,266	
February	6,228	
March	6,438	
April	6,589	
May	6,611	
June	6,745	

QUALITY

	Quantity	Base Number	Contract	AT	Region	England
% of FP17s for the same patient ID Re-attending within 3 months - Children	110	2,080	5.3%	10.2%	11.8%	11.8%
% of FP17s for the same patient ID Re-attending within 3 months - Adults	100	841	11.9%	15.4%	16.7%	15.6%
% of FP17s for the same patient ID Re-attending between 3 & 9 months - Children	1,272	2,080	61.2%	49.0%	48.6%	58.8%
% of FP17s for the same patient ID Re-attending between 3 & 9 months - Adults	358	841	42.6%	38.7%	39.1%	51.0%
% of FP17s for Band 1 Urgent Courses	122	2,755	4.4%	10.2%	10.6%	9.0%
% of FP17s Relating to Free Repair or Replacements	0	2,755	0.0%	0.6%	0.5%	0.8%
% of FP17s Relating to Continuations	0	2,755	0.0%	0.9%	0.7%	0.9%
% of Patients satisfied with the dentistry they have received	0	0	N/A	91.8%	90.2%	93.2%
% of Patients satisfied with the time they had to wait for an appointment	0	0	N/A	87.2%	85.0%	88.3%

* This is based on patients treated on this contract for their most recent course of treatment. Figures in italics indicate the base number of FP17s or Patient Questionnaire responses are less than 100. N/A is shown where the base number of responses is less than 10 during the period. % is calculated as Quantity/Base number*100

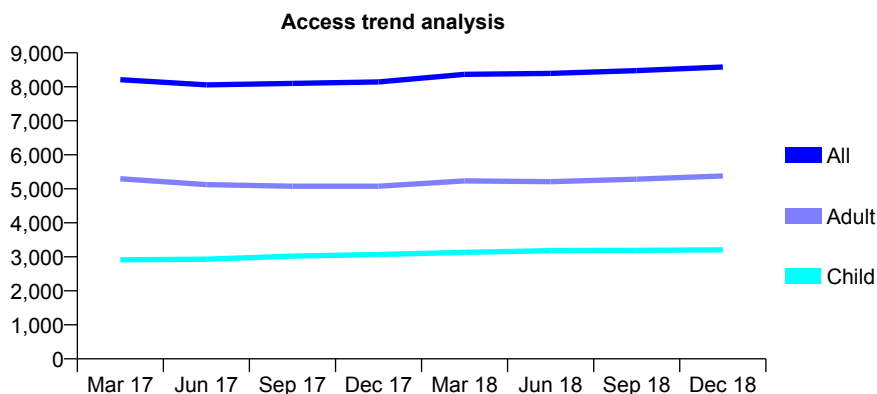
Q63 - Vital Signs At a Glance Contract Report for 118826/0001 - December 2018

Name or company name	Mr R Siddique & Mr I Khaliq
Contract type name	GDS Contract
Purpose of contract	General
Contract start date	01/04/2013
Contract end date	

18/19 Contracted general activity (UDA)	22,354
Carry forward general activity (UDA)	-102
18/19 Contracted orthodontic activity (UOA)	0
Carry forward orthodontic activity (UOA)	0
Baseline contract value	£582,165.25

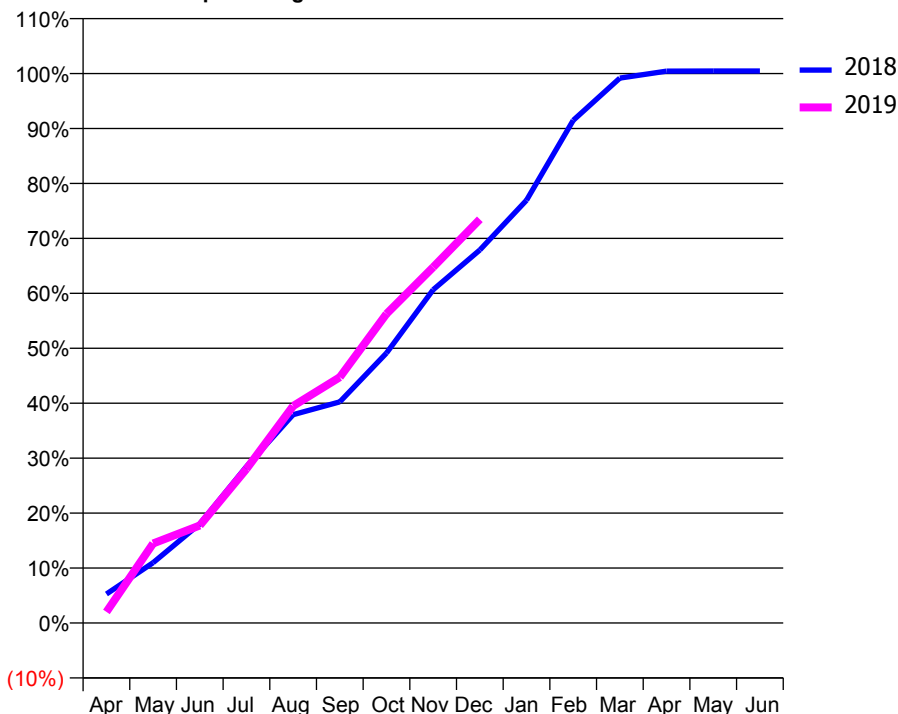
ACCESS*

Patients seen in 24 months	Total	Change since previous quarter
Quarter ending December 2017	8,145	
Quarter ending March 2018	8,365	↑
Quarter ending June 2018	8,393	→
Quarter ending September 2018	8,478	→
Quarter ending December 2018	8,583	→
Variance since December 2017	5.4%	↑



ACTIVITY

Cumulative percentage of contracted UDA delivered 2018 & 2019



Adjusted Scheduled Activity (UDA)		
Month	2018	2019
April	1,178	455
May	2,454	3,235
June	4,035	3,970
July	6,367	6,268
August	8,477	8,828
September	8,997	9,999
October	10,981	12,577
November	13,556	14,477
December	15,174	16,421
January	17,199	
February	20,449	
March	22,170	
April	22,447	
May	22,456	
June	22,456	

QUALITY

	Quantity	Base Number	Contract	AT	Region	England
% of FP17s for the same patient ID Re-attending within 3 months - Children	148	2,994	4.9%	10.2%	11.8%	11.8%
% of FP17s for the same patient ID Re-attending within 3 months - Adults	263	4,217	6.2%	15.4%	16.7%	15.6%
% of FP17s for the same patient ID Re-attending between 3 & 9 months - Children	1,698	2,994	56.7%	49.0%	48.6%	58.8%
% of FP17s for the same patient ID Re-attending between 3 & 9 months - Adults	1,912	4,217	45.3%	38.7%	39.1%	51.0%
% of FP17s for Band 1 Urgent Courses	374	7,064	5.3%	10.2%	10.6%	9.0%
% of FP17s Relating to Free Repair or Replacements	12	7,064	0.2%	0.6%	0.5%	0.8%
% of FP17s Relating to Continuations	4	7,064	0.1%	0.9%	0.7%	0.9%
% of Patients satisfied with the dentistry they have received	1	1	N/A	91.8%	90.2%	93.2%
% of Patients satisfied with the time they had to wait for an appointment	1	1	N/A	87.2%	85.0%	88.3%

* This is based on patients treated on this contract for their most recent course of treatment. Figures in italics indicate the base number of FP17s or Patient Questionnaire responses are less than 100. N/A is shown where the base number of responses is less than 10 during the period. % is calculated as Quantity/Base number*100

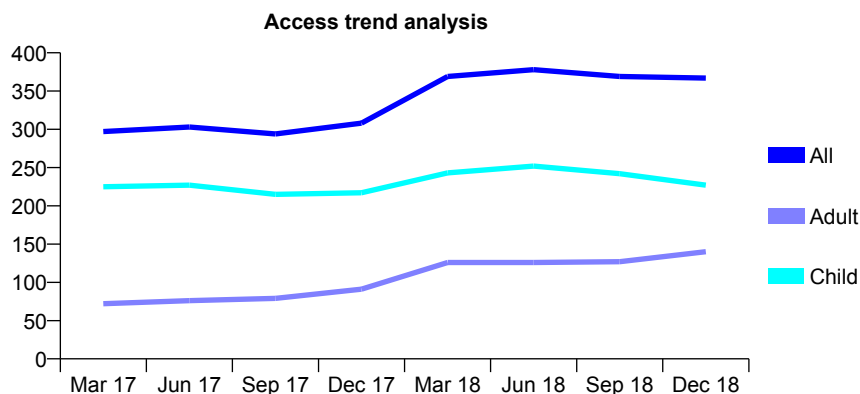
Q63 - Vital Signs At a Glance Contract Report for 119385/0001 - December 2018

Name or company name	Stock Hill Dental Care Partnership
Contract type name	GDS Contract
Purpose of contract	General
Contract start date	01/05/2015
Contract end date	

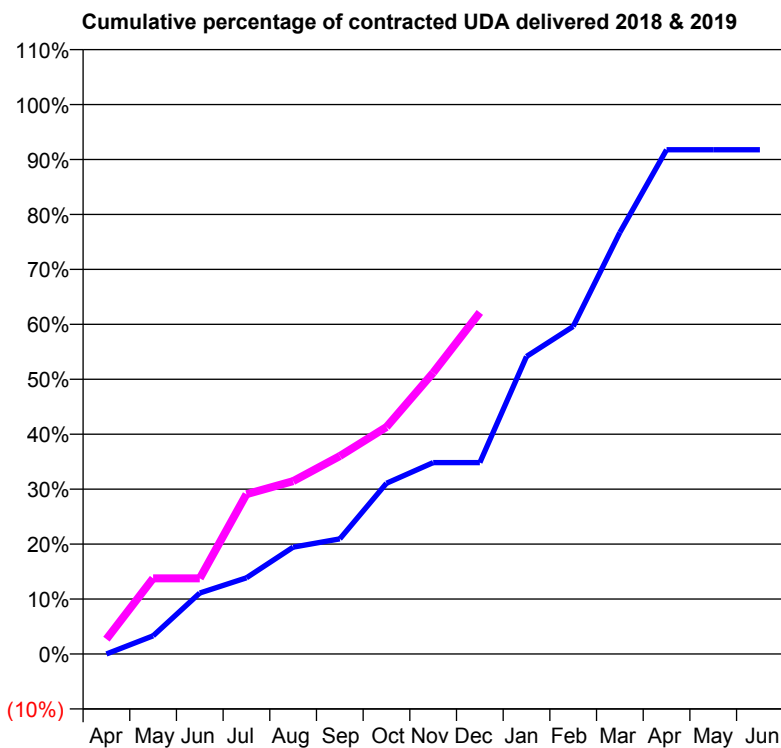
18/19 Contracted general activity (UDA)	731
Carry forward general activity (UDA)	0
18/19 Contracted orthodontic activity (UOA)	0
Carry forward orthodontic activity (UOA)	0
Baseline contract value	£16,508.38

ACCESS*

Patients seen in 24 months	Total	Change since previous quarter
Quarter ending December 2017	308	
Quarter ending March 2018	369	↑
Quarter ending June 2018	378	↑
Quarter ending September 2018	369	↓
Quarter ending December 2018	367	→
Variance since December 2017	19.2%	↑



ACTIVITY



Month	Adjusted Scheduled Activity (UDA)	
	2018	2019
April	0	20
May	24	101
June	81	101
July	101	213
August	142	230
September	153	263
October	227	302
November	255	374
December	255	454
January	396	
February	436	
March	561	
April	671	
May	671	
June	671	

QUALITY

	Quantity	Base Number	Contract	AT	Region	England
% of FP17s for the same patient ID Re-attending within 3 months - Children	12	164	7.3%	10.2%	11.8%	11.8%
% of FP17s for the same patient ID Re-attending within 3 months - Adults	6	67	9.0%	15.4%	16.7%	15.6%
% of FP17s for the same patient ID Re-attending between 3 & 9 months - Children	35	164	21.3%	49.0%	48.6%	58.8%
% of FP17s for the same patient ID Re-attending between 3 & 9 months - Adults	14	67	20.9%	38.7%	39.1%	51.0%
% of FP17s for Band 1 Urgent Courses	22	190	11.6%	10.2%	10.6%	9.0%
% of FP17s Relating to Free Repair or Replacements	0	190	0.0%	0.6%	0.5%	0.8%
% of FP17s Relating to Continuations	2	190	1.1%	0.9%	0.7%	0.9%
% of Patients satisfied with the dentistry they have received	0	0	N/A	91.8%	90.2%	93.2%
% of Patients satisfied with the time they had to wait for an appointment	0	0	N/A	87.2%	85.0%	88.3%

* This is based on patients treated on this contract for their most recent course of treatment. Figures in italics indicate the base number of FP17s or Patient Questionnaire responses are less than 100. N/A is shown where the base number of responses is less than 10 during the period. % is calculated as Quantity/Base number*100

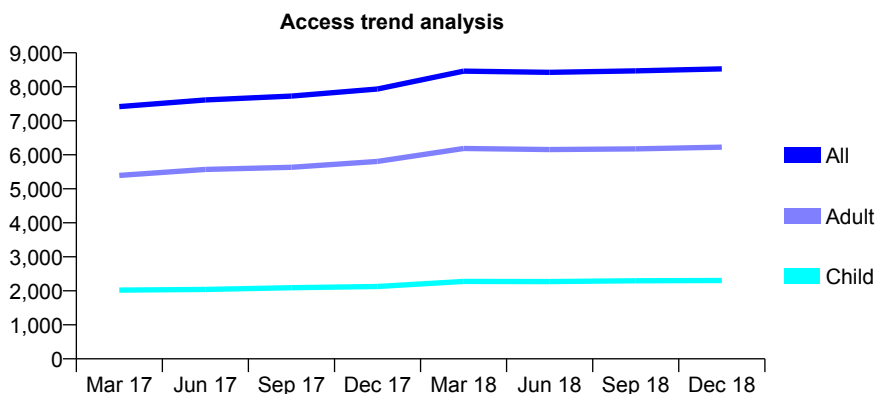
Q63 - Vital Signs At a Glance Contract Report for 119644/0001 - December 2018

Name or company name	Perfect Smile Associates Limited
Contract type name	GDS Contract
Purpose of contract	General and Orthodontic
Contract start date	17/05/2011
Contract end date	

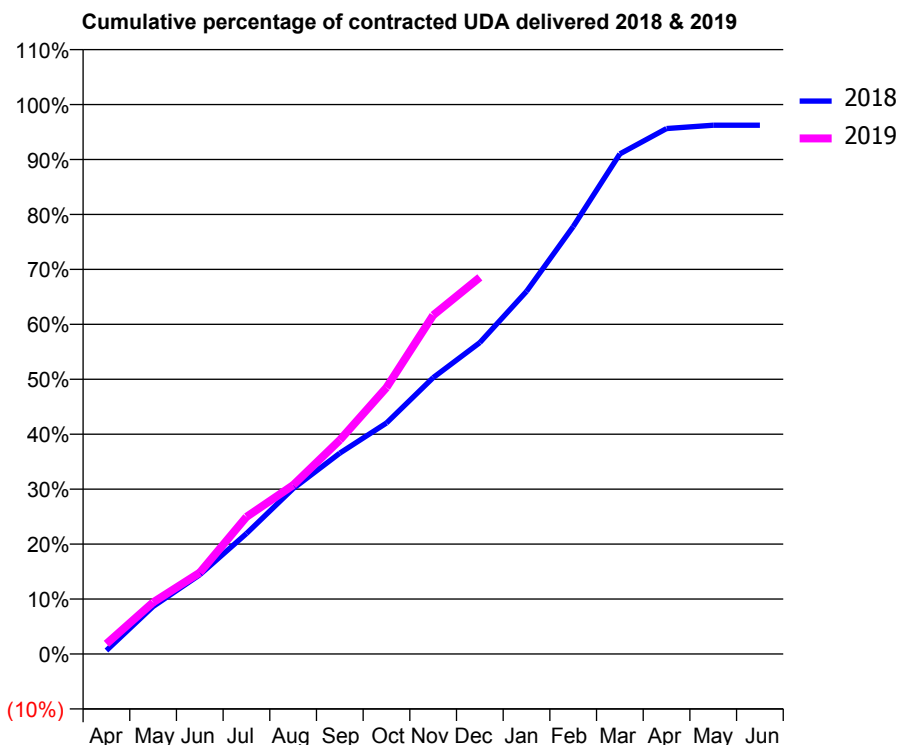
18/19 Contracted general activity (UDA)	15,740
Carry forward general activity (UDA)	362
18/19 Contracted orthodontic activity (UOA)	4,000
Carry forward orthodontic activity (UOA)	105
Baseline contract value	£749,789.28

ACCESS*

Patients seen in 24 months	Total	Change since previous quarter
Quarter ending December 2017	7,934	
Quarter ending March 2018	8,461	↑
Quarter ending June 2018	8,426	→
Quarter ending September 2018	8,470	→
Quarter ending December 2018	8,529	→
Variance since December 2017	7.5%	↑



ACTIVITY



Month	Adjusted Scheduled Activity (UDA)	
	2018	2019
April	100	294
May	1,361	1,480
June	2,269	2,332
July	3,453	3,929
August	4,737	4,836
September	5,756	6,128
October	6,619	7,633
November	7,916	9,702
December	8,920	10,790
January	10,386	
February	12,245	
March	14,324	
April	15,050	
May	15,148	
June	15,148	

QUALITY

	Quantity	Base Number	Contract	AT	Region	England
% of FP17s for the same patient ID Re-attending within 3 months - Children	191	1,783	10.7%	10.2%	11.8%	11.8%
% of FP17s for the same patient ID Re-attending within 3 months - Adults	430	3,844	11.2%	15.4%	16.7%	15.6%
% of FP17s for the same patient ID Re-attending between 3 & 9 months - Children	729	1,783	40.9%	49.0%	48.6%	58.8%
% of FP17s for the same patient ID Re-attending between 3 & 9 months - Adults	1,140	3,844	29.7%	38.7%	39.1%	51.0%
% of FP17s for Band 1 Urgent Courses	586	5,091	11.5%	10.2%	10.6%	9.0%
% of FP17s Relating to Free Repair or Replacements	18	5,091	0.4%	0.6%	0.5%	0.8%
% of FP17s Relating to Continuations	62	5,091	1.2%	0.9%	0.7%	0.9%
% of Patients satisfied with the dentistry they have received	1	1	N/A	91.8%	90.2%	93.2%
% of Patients satisfied with the time they had to wait for an appointment	1	1	N/A	87.2%	85.0%	88.3%

* This is based on patients treated on this contract for their most recent course of treatment. Figures in italics indicate the base number of FP17s or Patient Questionnaire responses are less than 100. N/A is shown where the base number of responses is less than 10 during the period. % is calculated as Quantity/Base number*100

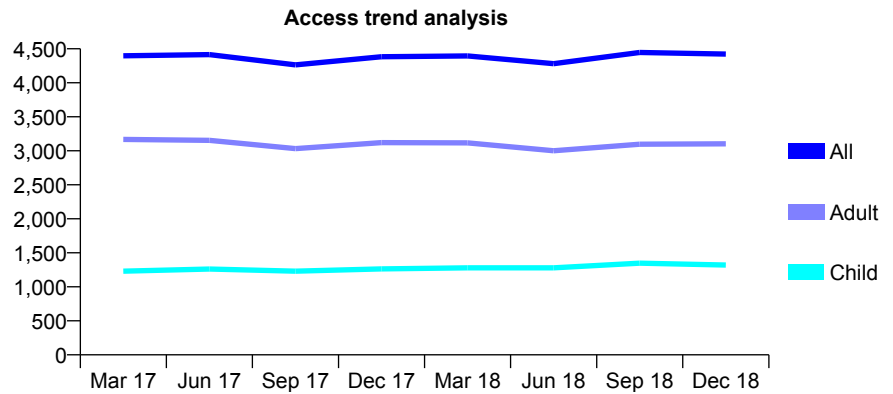
Q63 - Vital Signs At a Glance Contract Report for 119644/0002 - December 2018

Name or company name	Perfect Smile Associates Limited
Contract type name	GDS Contract
Purpose of contract	General
Contract start date	17/05/2011
Contract end date	

18/19 Contracted general activity (UDA)	9,100
Carry forward general activity (UDA)	289
18/19 Contracted orthodontic activity (UOA)	0
Carry forward orthodontic activity (UOA)	0
Baseline contract value	£247,496.38

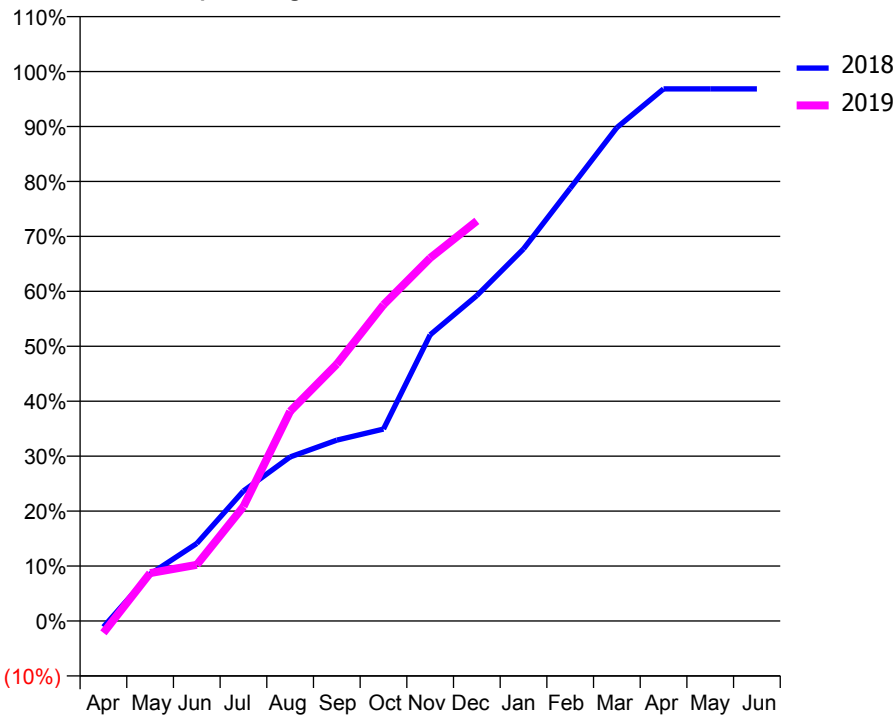
ACCESS*

Patients seen in 24 months	Total	Change since previous quarter
Quarter ending December 2017	4,383	
Quarter ending March 2018	4,396	→
Quarter ending June 2018	4,281	↓
Quarter ending September 2018	4,446	↑
Quarter ending December 2018	4,423	→
Variance since December 2017	0.9%	→



ACTIVITY

Cumulative percentage of contracted UDA delivered 2018 & 2019



Month	Adjusted Scheduled Activity (UDA)	
	2018	2019
April	-101	-197
May	776	793
June	1,284	931
July	2,154	1,895
August	2,718	3,472
September	2,996	4,255
October	3,179	5,236
November	4,741	6,012
December	5,388	6,625
January	6,163	
February	7,164	
March	8,171	
April	8,811	
May	8,811	
June	8,811	

QUALITY

	Quantity	Base Number	Contract	AT	Region	England
% of FP17s for the same patient ID Re-attending within 3 months - Children	91	1,238	7.4%	10.2%	11.8%	11.8%
% of FP17s for the same patient ID Re-attending within 3 months - Adults	265	2,346	11.3%	15.4%	16.7%	15.6%
% of FP17s for the same patient ID Re-attending between 3 & 9 months - Children	528	1,238	42.6%	49.0%	48.6%	58.8%
% of FP17s for the same patient ID Re-attending between 3 & 9 months - Adults	684	2,346	29.2%	38.7%	39.1%	51.0%
% of FP17s for Band 1 Urgent Courses	211	3,371	6.3%	10.2%	10.6%	9.0%
% of FP17s Relating to Free Repair or Replacements	12	3,371	0.4%	0.6%	0.5%	0.8%
% of FP17s Relating to Continuations	61	3,371	1.8%	0.9%	0.7%	0.9%
% of Patients satisfied with the dentistry they have received	2	3	N/A	91.8%	90.2%	93.2%
% of Patients satisfied with the time they had to wait for an appointment	2	3	N/A	87.2%	85.0%	88.3%

* This is based on patients treated on this contract for their most recent course of treatment. Figures in italics indicate the base number of FP17s or Patient Questionnaire responses are less than 100. N/A is shown where the base number of responses is less than 10 during the period. % is calculated as Quantity/Base number*100

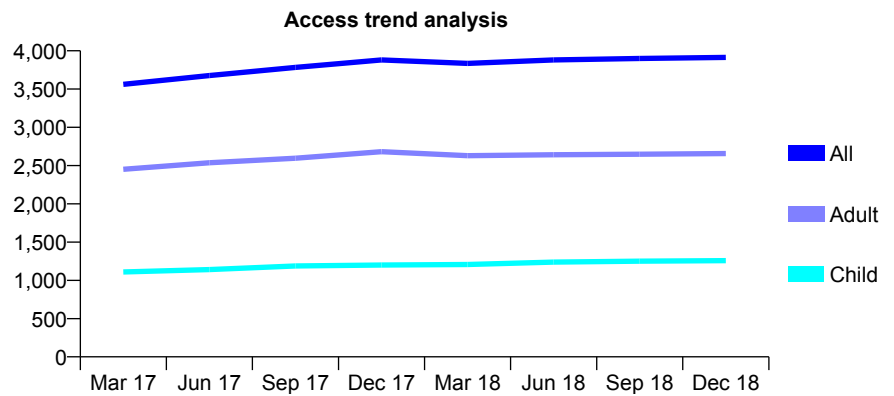
Q63 - Vital Signs At a Glance Contract Report for 119954/0001 - December 2018

Name or company name	Smile Impressions Ltd
Contract type name	GDS Contract
Purpose of contract	General
Contract start date	01/06/2008
Contract end date	

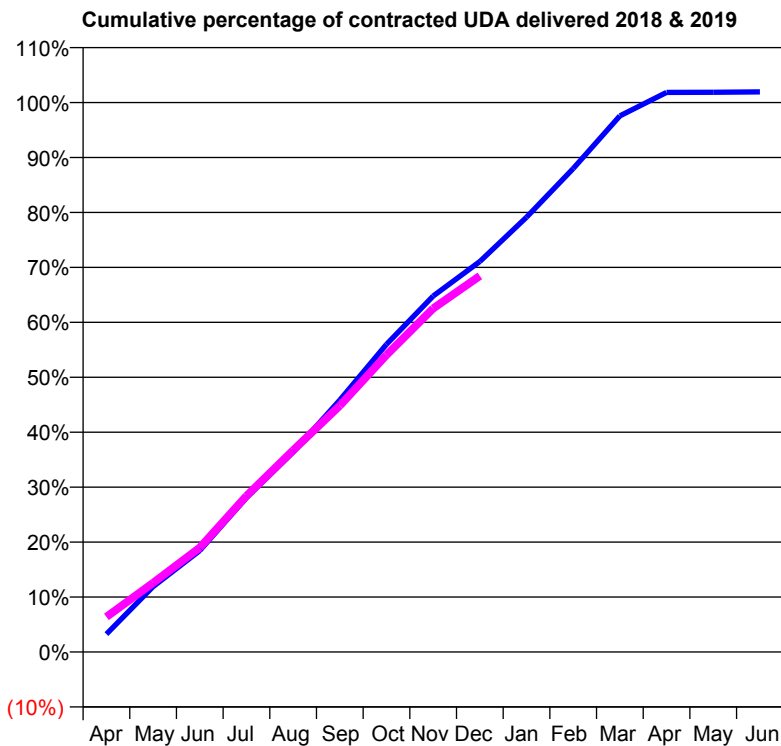
18/19 Contracted general activity (UDA)	8,579
Carry forward general activity (UDA)	-166
18/19 Contracted orthodontic activity (UOA)	0
Carry forward orthodontic activity (UOA)	0
Baseline contract value	£231,419.55

ACCESS*

Patients seen in 24 months	Total	Change since previous quarter
Quarter ending December 2017	3,881	
Quarter ending March 2018	3,836	↓
Quarter ending June 2018	3,880	→
Quarter ending September 2018	3,899	→
Quarter ending December 2018	3,914	→
Variance since December 2017	0.9%	→



ACTIVITY



Month	Adjusted Scheduled Activity (UDA)	
	2018	2019
April	280	548
May	1,022	1,080
June	1,583	1,628
July	2,409	2,437
August	3,121	3,149
September	3,934	3,847
October	4,804	4,637
November	5,557	5,363
December	6,097	5,872
January	6,788	
February	7,548	
March	8,370	
April	8,737	
May	8,739	
June	8,745	

QUALITY

	Quantity	Base Number	Contract	AT	Region	England
% of FP17s for the same patient ID Re-attending within 3 months - Children	112	1,455	7.7%	10.2%	11.8%	11.8%
% of FP17s for the same patient ID Re-attending within 3 months - Adults	250	2,269	11.0%	15.4%	16.7%	15.6%
% of FP17s for the same patient ID Re-attending between 3 & 9 months - Children	904	1,455	62.1%	49.0%	48.6%	58.8%
% of FP17s for the same patient ID Re-attending between 3 & 9 months - Adults	1,192	2,269	52.5%	38.7%	39.1%	51.0%
% of FP17s for Band 1 Urgent Courses	296	3,497	8.5%	10.2%	10.6%	9.0%
% of FP17s Relating to Free Repair or Replacements	23	3,497	0.7%	0.6%	0.5%	0.8%
% of FP17s Relating to Continuations	4	3,497	0.1%	0.9%	0.7%	0.9%
% of Patients satisfied with the dentistry they have received	1	1	N/A	91.8%	90.2%	93.2%
% of Patients satisfied with the time they had to wait for an appointment	1	1	N/A	87.2%	85.0%	88.3%

* This is based on patients treated on this contract for their most recent course of treatment. Figures in italics indicate the base number of FP17s or Patient Questionnaire responses are less than 100. N/A is shown where the base number of responses is less than 10 during the period. % is calculated as Quantity/Base number*100

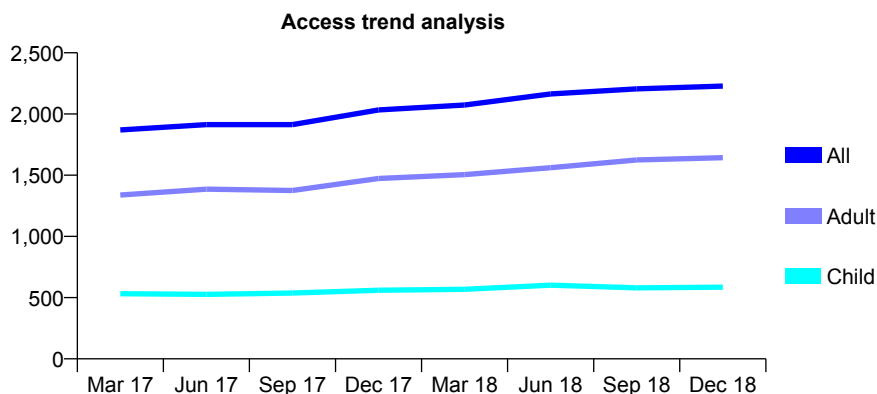
Q63 - Vital Signs At a Glance Contract Report for 120251/0001 - December 2018

Name or company name	W. M. Rosten Ltd
Contract type name	GDS Contract
Purpose of contract	General
Contract start date	01/04/2008
Contract end date	

18/19 Contracted general activity (UDA)	5,000
Carry forward general activity (UDA)	-32
18/19 Contracted orthodontic activity (UOA)	0
Carry forward orthodontic activity (UOA)	0
Baseline contract value	£130,464.95

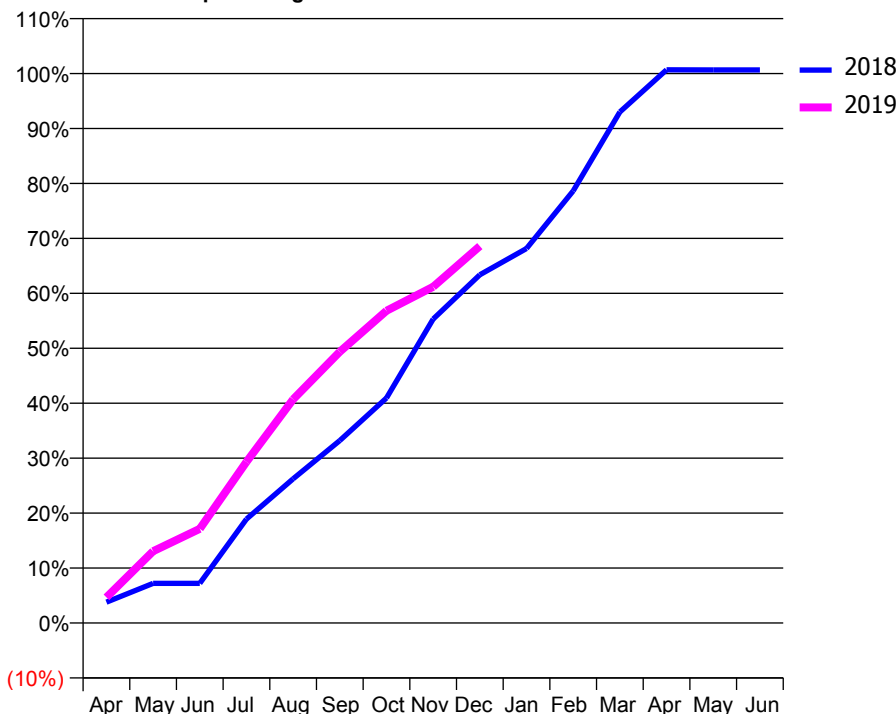
ACCESS*

Patients seen in 24 months	Total	Change since previous quarter
Quarter ending December 2017	2,033	
Quarter ending March 2018	2,073	→
Quarter ending June 2018	2,164	↑
Quarter ending September 2018	2,205	→
Quarter ending December 2018	2,228	→
Variance since December 2017	9.6%	↑



ACTIVITY

Cumulative percentage of contracted UDA delivered 2018 & 2019



Month	Adjusted Scheduled Activity (UDA)	
	2018	2019
April	190	234
May	360	654
June	360	857
July	946	1,466
August	1,312	2,036
September	1,661	2,468
October	2,048	2,841
November	2,766	3,059
December	3,168	3,429
January	3,408	
February	3,932	
March	4,650	
April	5,033	
May	5,032	
June	5,032	

QUALITY

	Quantity	Base Number	Contract	AT	Region	England
% of FP17s for the same patient ID Re-attending within 3 months - Children	44	583	7.5%	10.2%	11.8%	11.8%
% of FP17s for the same patient ID Re-attending within 3 months - Adults	245	1,471	16.7%	15.4%	16.7%	15.6%
% of FP17s for the same patient ID Re-attending between 3 & 9 months - Children	279	583	47.9%	49.0%	48.6%	58.8%
% of FP17s for the same patient ID Re-attending between 3 & 9 months - Adults	559	1,471	38.0%	38.7%	39.1%	51.0%
% of FP17s for Band 1 Urgent Courses	191	1,349	14.2%	10.2%	10.6%	9.0%
% of FP17s Relating to Free Repair or Replacements	0	1,349	0.0%	0.6%	0.5%	0.8%
% of FP17s Relating to Continuations	16	1,349	1.2%	0.9%	0.7%	0.9%
% of Patients satisfied with the dentistry they have received	0	0	N/A	91.8%	90.2%	93.2%
% of Patients satisfied with the time they had to wait for an appointment	0	0	N/A	87.2%	85.0%	88.3%

* This is based on patients treated on this contract for their most recent course of treatment. Figures in italics indicate the base number of FP17s or Patient Questionnaire responses are less than 100. N/A is shown where the base number of responses is less than 10 during the period. % is calculated as Quantity/Base number*100

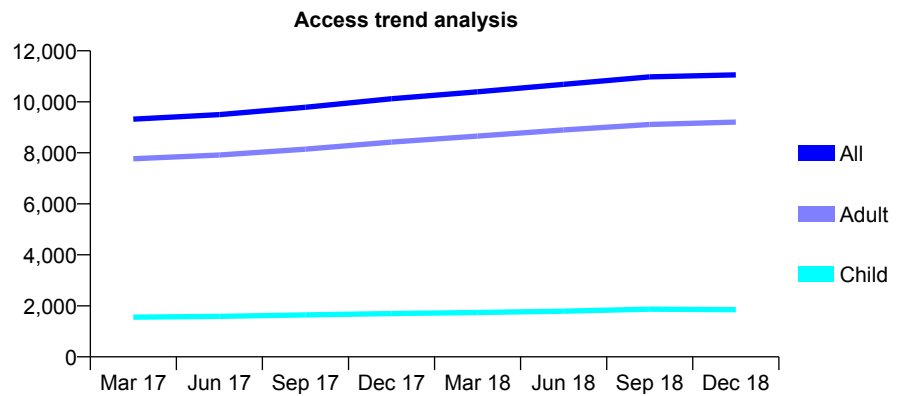
Q63 - Vital Signs At a Glance Contract Report for 120375/0001 - December 2018

Name or company name	New Cross Dental Practice
Contract type name	GDS Contract
Purpose of contract	General
Contract start date	01/09/2014
Contract end date	

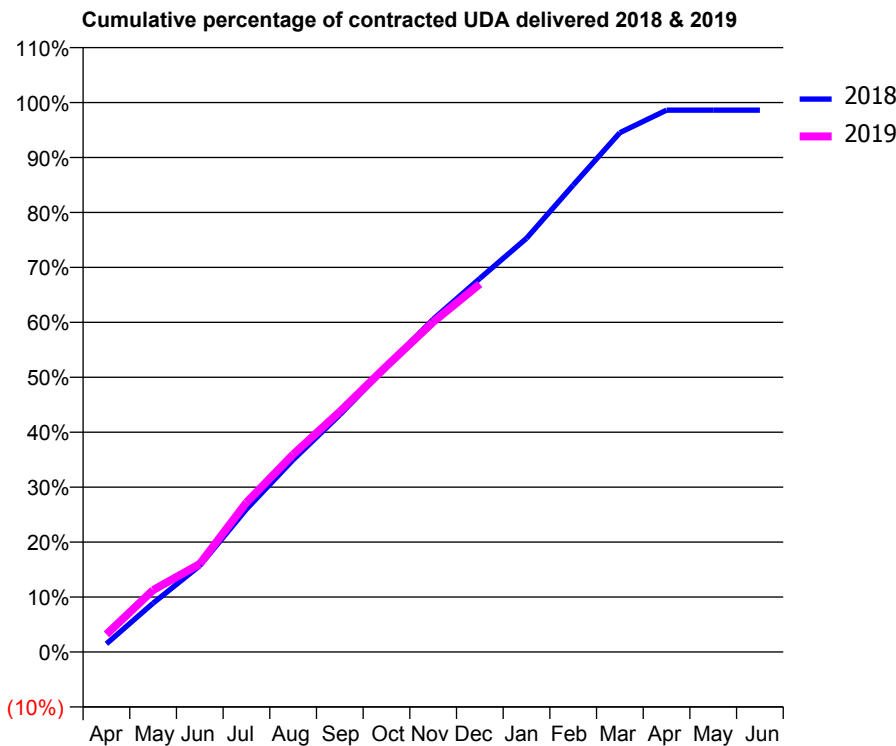
18/19 Contracted general activity (UDA)	35,350
Carry forward general activity (UDA)	490
18/19 Contracted orthodontic activity (UOA)	0
Carry forward orthodontic activity (UOA)	0
Baseline contract value	£1,040,990.03

ACCESS*

Patients seen in 24 months	Total	Change since previous quarter
Quarter ending December 2017	10,118	
Quarter ending March 2018	10,392	↑
Quarter ending June 2018	10,687	↑
Quarter ending September 2018	10,978	↑
Quarter ending December 2018	11,054	→
Variance since December 2017	9.3%	↑



ACTIVITY



Month	Adjusted Scheduled Activity (UDA)	
	2018	2019
April	530	1,136
May	3,141	3,983
June	5,558	5,667
July	9,191	9,624
August	12,367	12,708
September	15,253	15,461
October	18,351	18,384
November	21,407	21,225
December	24,032	23,670
January	26,612	
February	30,041	
March	33,412	
April	34,859	
May	34,855	
June	34,860	

QUALITY

	Quantity	Base Number	Contract	AT	Region	England
% of FP17s for the same patient ID Re-attending within 3 months - Children	121	1,793	6.7%	10.2%	11.8%	11.8%
% of FP17s for the same patient ID Re-attending within 3 months - Adults	858	7,460	11.5%	15.4%	16.7%	15.6%
% of FP17s for the same patient ID Re-attending between 3 & 9 months - Children	854	1,793	47.6%	49.0%	48.6%	58.8%
% of FP17s for the same patient ID Re-attending between 3 & 9 months - Adults	2,783	7,460	37.3%	38.7%	39.1%	51.0%
% of FP17s for Band 1 Urgent Courses	778	8,799	8.8%	10.2%	10.6%	9.0%
% of FP17s Relating to Free Repair or Replacements	73	8,799	0.8%	0.6%	0.5%	0.8%
% of FP17s Relating to Continuations	48	8,799	0.5%	0.9%	0.7%	0.9%
% of Patients satisfied with the dentistry they have received	0	0	N/A	91.8%	90.2%	93.2%
% of Patients satisfied with the time they had to wait for an appointment	0	0	N/A	87.2%	85.0%	88.3%

* This is based on patients treated on this contract for their most recent course of treatment. Figures in italics indicate the base number of FP17s or Patient Questionnaire responses are less than 100. N/A is shown where the base number of responses is less than 10 during the period. % is calculated as Quantity/Base number*100

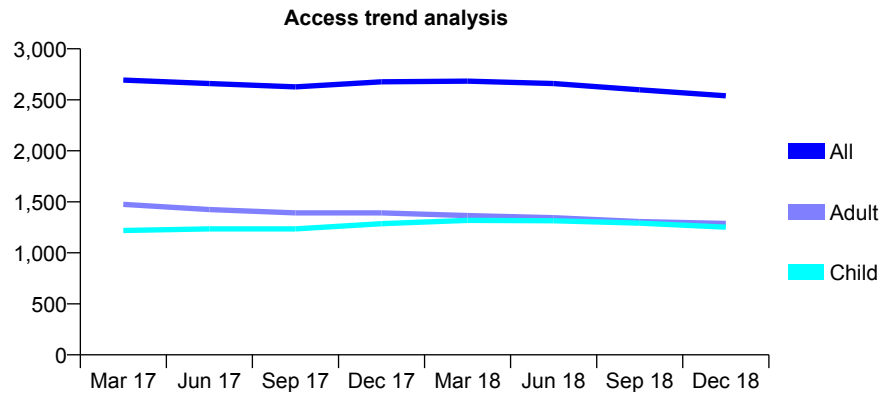
Q63 - Vital Signs At a Glance Contract Report for 121134/0001 - December 2018

Name or company name	Mottingham Dental Practice Limited
Contract type name	GDS Contract
Purpose of contract	General
Contract start date	01/04/2010
Contract end date	

18/19 Contracted general activity (UDA)	10,750
Carry forward general activity (UDA)	0
18/19 Contracted orthodontic activity (UOA)	0
Carry forward orthodontic activity (UOA)	0
Baseline contract value	£321,970.26

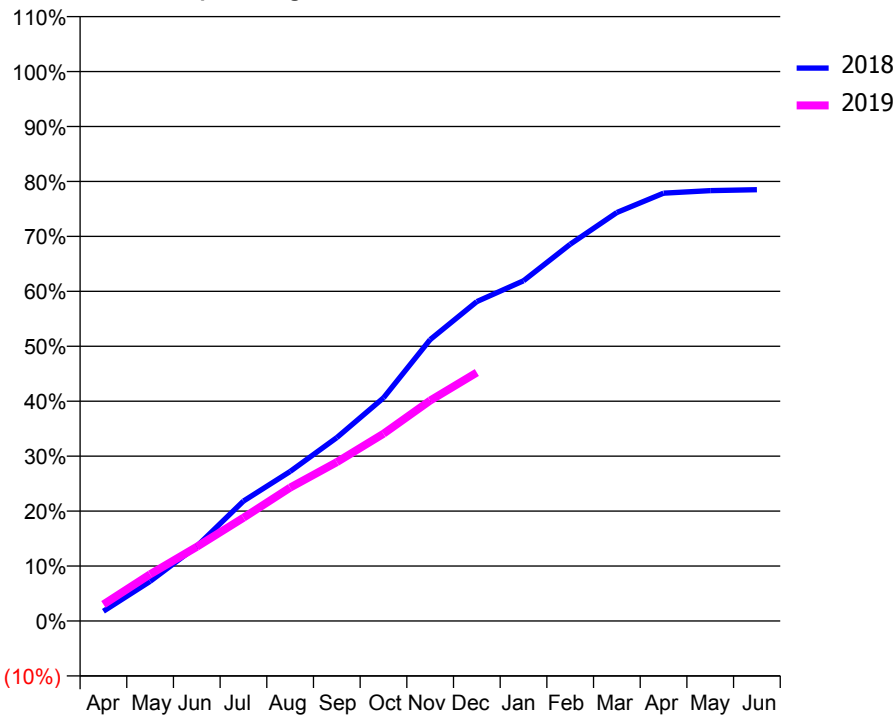
ACCESS*

Patients seen in 24 months	Total	Change since previous quarter
Quarter ending December 2017	2,676	
Quarter ending March 2018	2,683	→
Quarter ending June 2018	2,659	→
Quarter ending September 2018	2,598	↓
Quarter ending December 2018	2,539	↓
Variance since December 2017	(5.1%)	↓



ACTIVITY

Cumulative percentage of contracted UDA delivered 2018 & 2019



Adjusted Scheduled Activity (UDA)		
Month	2018	2019
April	191	326
May	775	916
June	1,462	1,451
July	2,346	2,020
August	2,925	2,611
September	3,588	3,109
October	4,366	3,664
November	5,507	4,314
December	6,250	4,862
January	6,657	
February	7,371	
March	7,991	
April	8,371	
May	8,419	
June	8,437	

QUALITY

	Quantity	Base Number	Contract	AT	Region	England
% of FP17s for the same patient ID Re-attending within 3 months - Children	59	1,033	5.7%	10.2%	11.8%	11.8%
% of FP17s for the same patient ID Re-attending within 3 months - Adults	247	1,068	23.1%	15.4%	16.7%	15.6%
% of FP17s for the same patient ID Re-attending between 3 & 9 months - Children	467	1,033	45.2%	49.0%	48.6%	58.8%
% of FP17s for the same patient ID Re-attending between 3 & 9 months - Adults	338	1,068	31.6%	38.7%	39.1%	51.0%
% of FP17s for Band 1 Urgent Courses	342	1,938	17.6%	10.2%	10.6%	9.0%
% of FP17s Relating to Free Repair or Replacements	0	1,938	0.0%	0.6%	0.5%	0.8%
% of FP17s Relating to Continuations	14	1,938	0.7%	0.9%	0.7%	0.9%
% of Patients satisfied with the dentistry they have received	0	0	N/A	91.8%	90.2%	93.2%
% of Patients satisfied with the time they had to wait for an appointment	0	0	N/A	87.2%	85.0%	88.3%

* This is based on patients treated on this contract for their most recent course of treatment. Figures in italics indicate the base number of FP17s or Patient Questionnaire responses are less than 100. N/A is shown where the base number of responses is less than 10 during the period. % is calculated as Quantity/Base number*100

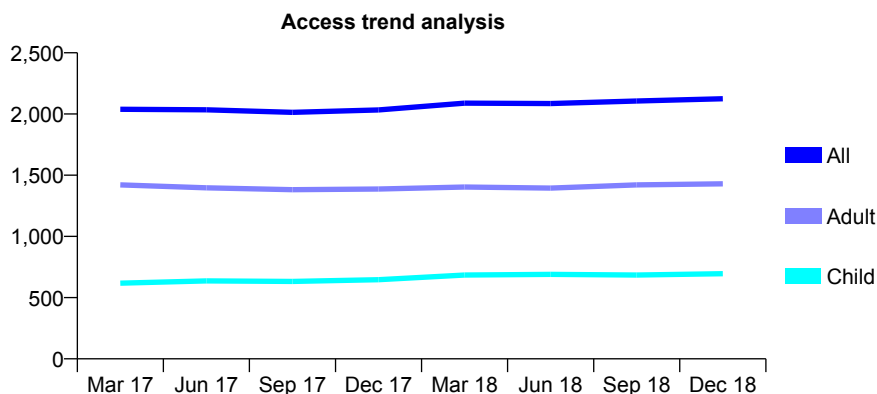
Q63 - Vital Signs At a Glance Contract Report for 121290/0001 - December 2018

Name or company name	Mount Road Dental Surgery
Contract type name	GDS Contract
Purpose of contract	General
Contract start date	15/09/2008
Contract end date	

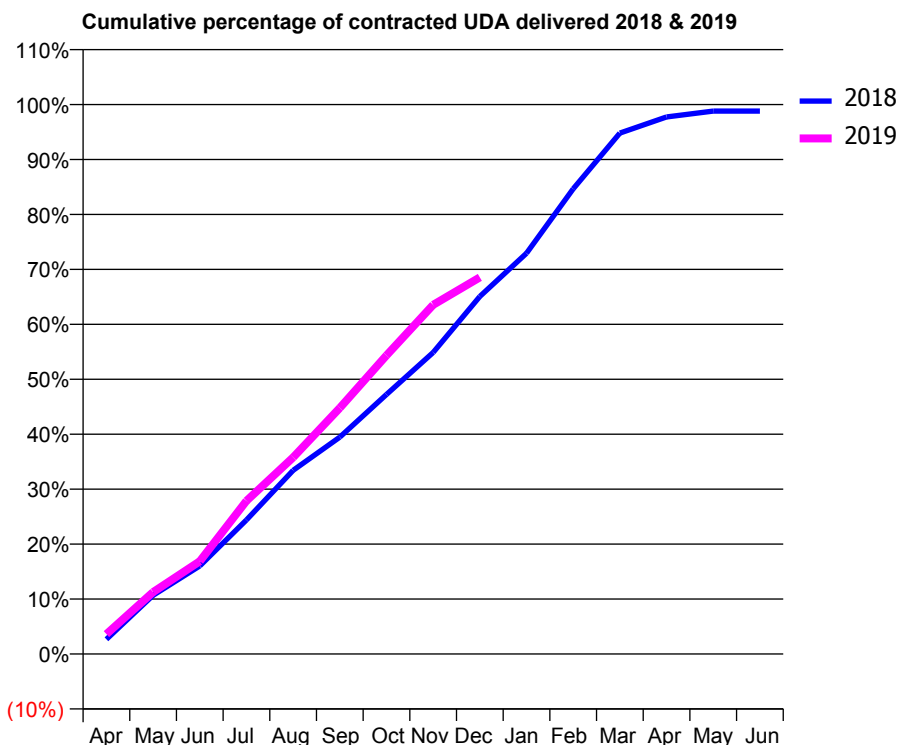
18/19 Contracted general activity (UDA)	5,000
Carry forward general activity (UDA)	59
18/19 Contracted orthodontic activity (UOA)	0
Carry forward orthodontic activity (UOA)	0
Baseline contract value	£128,452.51

ACCESS*

Patients seen in 24 months	Total	Change since previous quarter
Quarter ending December 2017	2,033	
Quarter ending March 2018	2,089	↑
Quarter ending June 2018	2,085	→
Quarter ending September 2018	2,106	→
Quarter ending December 2018	2,125	→
Variance since December 2017	4.5%	↑



ACTIVITY



Month	Adjusted Scheduled Activity (UDA)	
	2018	2019
April	134	181
May	535	563
June	802	844
July	1,220	1,394
August	1,671	1,789
September	1,974	2,239
October	2,362	2,717
November	2,744	3,177
December	3,253	3,428
January	3,647	
February	4,233	
March	4,740	
April	4,887	
May	4,941	
June	4,941	

QUALITY

	Quantity	Base Number	Contract	AT	Region	England
% of FP17s for the same patient ID Re-attending within 3 months - Children	41	664	6.2%	10.2%	11.8%	11.8%
% of FP17s for the same patient ID Re-attending within 3 months - Adults	162	1,213	13.4%	15.4%	16.7%	15.6%
% of FP17s for the same patient ID Re-attending between 3 & 9 months - Children	338	664	50.9%	49.0%	48.6%	58.8%
% of FP17s for the same patient ID Re-attending between 3 & 9 months - Adults	472	1,213	38.9%	38.7%	39.1%	51.0%
% of FP17s for Band 1 Urgent Courses	223	1,773	12.6%	10.2%	10.6%	9.0%
% of FP17s Relating to Free Repair or Replacements	8	1,773	0.5%	0.6%	0.5%	0.8%
% of FP17s Relating to Continuations	2	1,773	0.1%	0.9%	0.7%	0.9%
% of Patients satisfied with the dentistry they have received	3	3	N/A	91.8%	90.2%	93.2%
% of Patients satisfied with the time they had to wait for an appointment	3	3	N/A	87.2%	85.0%	88.3%

* This is based on patients treated on this contract for their most recent course of treatment. Figures in italics indicate the base number of FP17s or Patient Questionnaire responses are less than 100. N/A is shown where the base number of responses is less than 10 during the period. % is calculated as Quantity/Base number*100

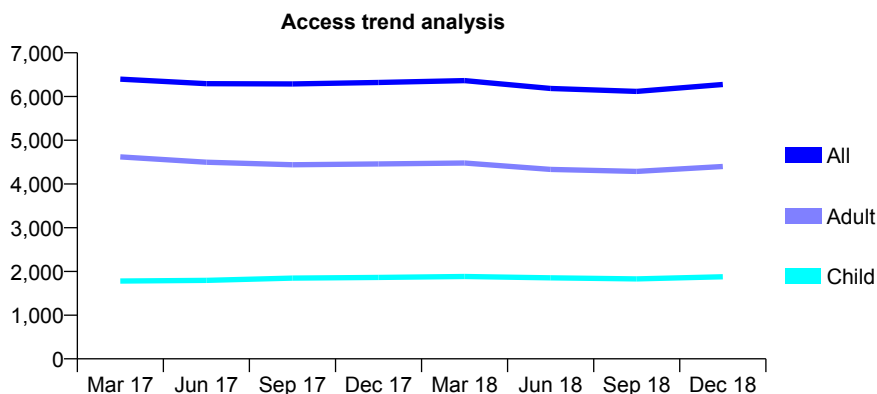
Q63 - Vital Signs At a Glance Contract Report for 122300/0001 - December 2018

Name or company name	Splendent Care Ltd
Contract type name	GDS Contract
Purpose of contract	General
Contract start date	01/04/2007
Contract end date	

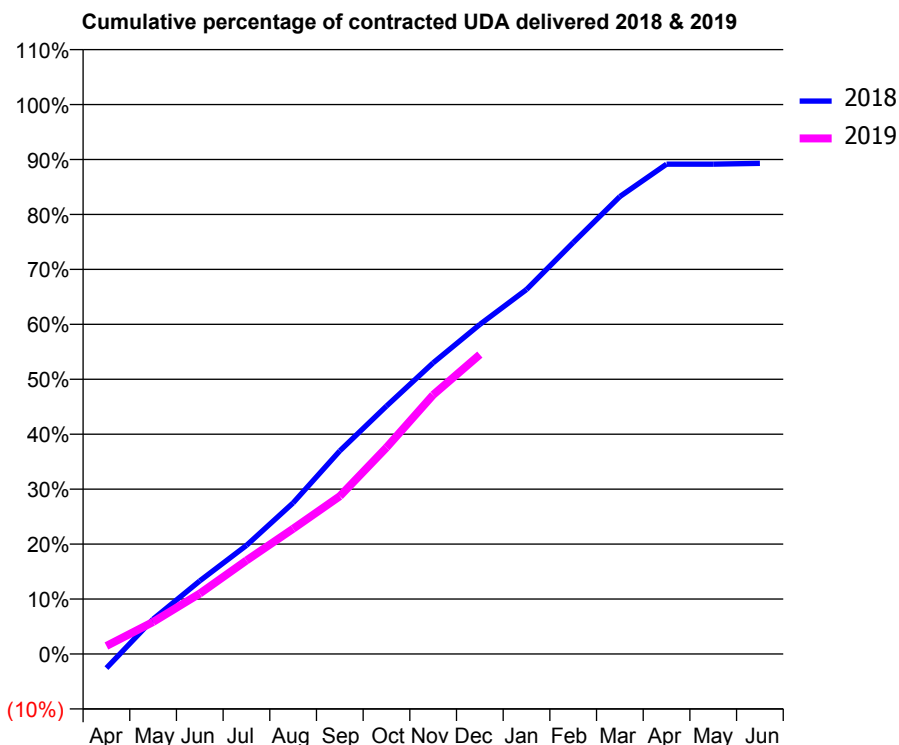
18/19 Contracted general activity (UDA)	22,149
Carry forward general activity (UDA)	0
18/19 Contracted orthodontic activity (UOA)	0
Carry forward orthodontic activity (UOA)	0
Baseline contract value	£667,694.02

ACCESS*

Patients seen in 24 months	Total	Change since previous quarter
Quarter ending December 2017	6,320	
Quarter ending March 2018	6,364	→
Quarter ending June 2018	6,185	↓
Quarter ending September 2018	6,118	↓
Quarter ending December 2018	6,275	↑
Variance since December 2017	(0.7%)	→



ACTIVITY



Month	Adjusted Scheduled Activity (UDA)	
	2018	2019
April	-573	324
May	1,407	1,294
June	2,948	2,437
July	4,378	3,771
August	6,090	5,050
September	8,190	6,363
October	9,996	8,325
November	11,737	10,444
December	13,286	12,070
January	14,695	
February	16,585	
March	18,438	
April	19,745	
May	19,743	
June	19,779	

QUALITY

	Quantity	Base Number	Contract	AT	Region	England
% of FP17s for the same patient ID Re-attending within 3 months - Children	123	1,636	7.5%	10.2%	11.8%	11.8%
% of FP17s for the same patient ID Re-attending within 3 months - Adults	558	3,616	15.4%	15.4%	16.7%	15.6%
% of FP17s for the same patient ID Re-attending between 3 & 9 months - Children	741	1,636	45.3%	49.0%	48.6%	58.8%
% of FP17s for the same patient ID Re-attending between 3 & 9 months - Adults	1,219	3,616	33.7%	38.7%	39.1%	51.0%
% of FP17s for Band 1 Urgent Courses	614	4,782	12.8%	10.2%	10.6%	9.0%
% of FP17s Relating to Free Repair or Replacements	26	4,782	0.5%	0.6%	0.5%	0.8%
% of FP17s Relating to Continuations	38	4,782	0.8%	0.9%	0.7%	0.9%
% of Patients satisfied with the dentistry they have received	0	0	N/A	91.8%	90.2%	93.2%
% of Patients satisfied with the time they had to wait for an appointment	0	0	N/A	87.2%	85.0%	88.3%

* This is based on patients treated on this contract for their most recent course of treatment. Figures in italics indicate the base number of FP17s or Patient Questionnaire responses are less than 100. N/A is shown where the base number of responses is less than 10 during the period. % is calculated as Quantity/Base number*100

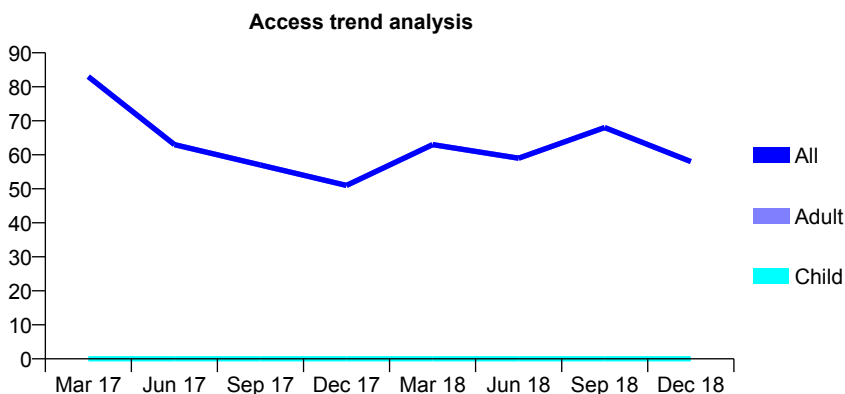
Q63 - Vital Signs At a Glance Contract Report for 122300/0003 - December 2018

Name or company name	Splendent Care Ltd
Contract type name	PDS Contract
Purpose of contract	General
Contract start date	01/10/2009
Contract end date	31/03/2019

18/19 Contracted general activity (UDA)	327
Carry forward general activity (UDA)	0
18/19 Contracted orthodontic activity (UOA)	0
Carry forward orthodontic activity (UOA)	0
Baseline contract value	£64,918.98

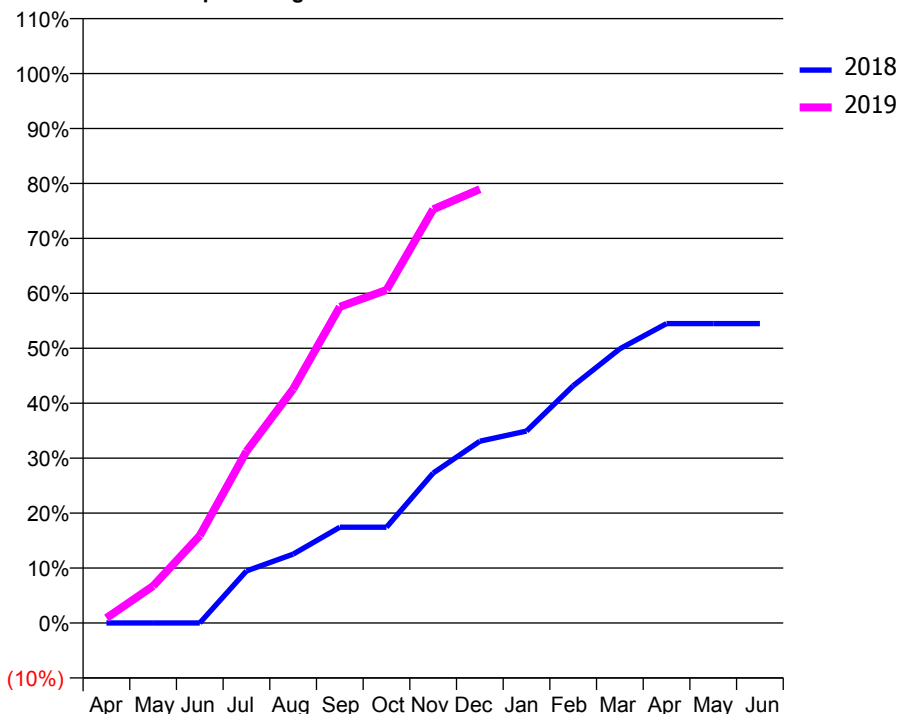
ACCESS*

Patients seen in 24 months	Total	Change since previous quarter
Quarter ending December 2017	51	
Quarter ending March 2018	63	↑
Quarter ending June 2018	59	↓
Quarter ending September 2018	68	↑
Quarter ending December 2018	58	↓
Variance since December 2017	13.7%	↑



ACTIVITY

Cumulative percentage of contracted UDA delivered 2018 & 2019



Month	Adjusted Scheduled Activity (UDA)	
	2018	2019
April	0	3
May	0	22
June	0	52
July	31	102
August	41	139
September	57	188
October	57	198
November	89	246
December	108	258
January	114	
February	141	
March	163	
April	178	
May	178	
June	178	

QUALITY

	Quantity	Base Number	Contract	AT	Region	England
% of FP17s for the same patient ID Re-attending within 3 months - Children	0	0	N/A	10.2%	11.8%	11.8%
% of FP17s for the same patient ID Re-attending within 3 months - Adults	2	96	2.1%	15.4%	16.7%	15.6%
% of FP17s for the same patient ID Re-attending between 3 & 9 months - Children	0	0	N/A	49.0%	48.6%	58.8%
% of FP17s for the same patient ID Re-attending between 3 & 9 months - Adults	2	96	2.1%	38.7%	39.1%	51.0%
% of FP17s for Band 1 Urgent Courses	1	90	1.1%	10.2%	10.6%	9.0%
% of FP17s Relating to Free Repair or Replacements	0	90	0.0%	0.6%	0.5%	0.8%
% of FP17s Relating to Continuations	0	90	0.0%	0.9%	0.7%	0.9%
% of Patients satisfied with the dentistry they have received	0	0	N/A	91.8%	90.2%	93.2%
% of Patients satisfied with the time they had to wait for an appointment	0	0	N/A	87.2%	85.0%	88.3%

* This is based on patients treated on this contract for their most recent course of treatment. Figures in italics indicate the base number of FP17s or Patient Questionnaire responses are less than 100. N/A is shown where the base number of responses is less than 10 during the period. % is calculated as Quantity/Base number*100

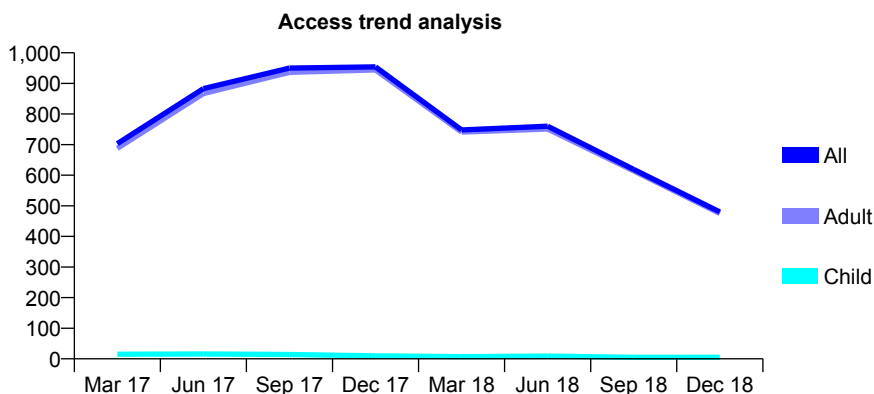
Q63 - Vital Signs At a Glance Contract Report for 122300/0005 - December 2018

Name or company name	Splendent Care Ltd
Contract type name	PDS Contract
Purpose of contract	General
Contract start date	01/09/2010
Contract end date	30/06/2018

18/19 Contracted general activity (UDA)	500
Carry forward general activity (UDA)	0
18/19 Contracted orthodontic activity (UOA)	0
Carry forward orthodontic activity (UOA)	0
Baseline contract value	£24,750.56

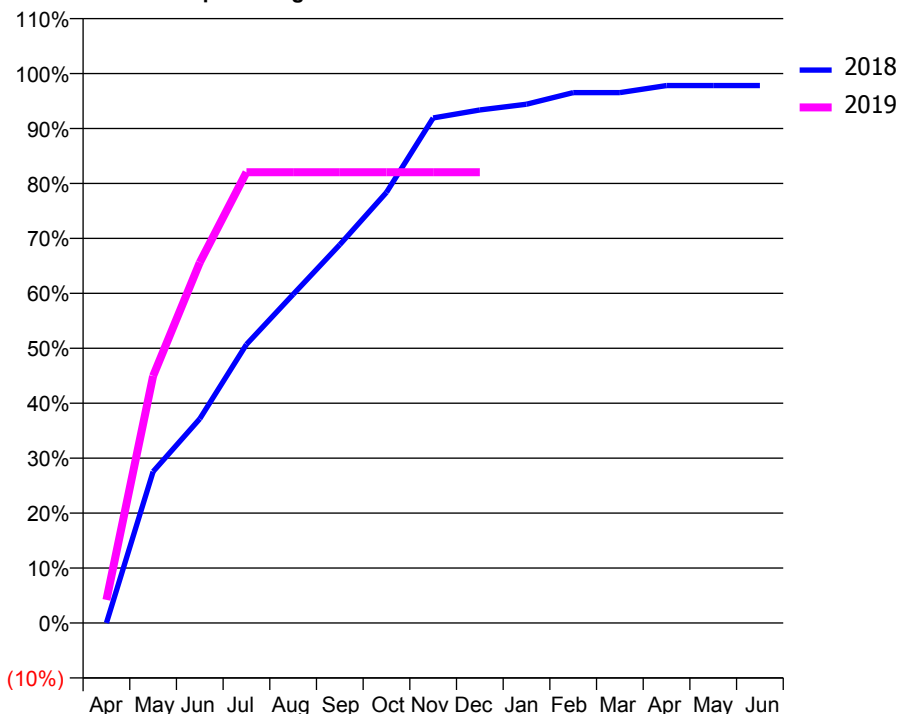
ACCESS*

Patients seen in 24 months	Total	Change since previous quarter
Quarter ending December 2017	954	
Quarter ending March 2018	748	↓
Quarter ending June 2018	760	→
Quarter ending September 2018	619	↓
Quarter ending December 2018	480	↓
Variance since December 2017	(49.7%)	↓



ACTIVITY

Cumulative percentage of contracted UDA delivered 2018 & 2019



Month	Adjusted Scheduled Activity (UDA)	
	2018	2019
April	0	21
May	551	225
June	743	328
July	1,014	410
August	1,196	410
September	1,377	410
October	1,567	410
November	1,838	410
December	1,867	410
January	1,888	
February	1,930	
March	1,930	
April	1,956	
May	1,956	
June	1,956	

QUALITY

	Quantity	Base Number	Contract	AT	Region	England
% of FP17s for the same patient ID Re-attending within 3 months - Children	0	4	0.0%	10.2%	11.8%	11.8%
% of FP17s for the same patient ID Re-attending within 3 months - Adults	2	148	1.4%	15.4%	16.7%	15.6%
% of FP17s for the same patient ID Re-attending between 3 & 9 months - Children	0	4	0.0%	49.0%	48.6%	58.8%
% of FP17s for the same patient ID Re-attending between 3 & 9 months - Adults	2	148	1.4%	38.7%	39.1%	51.0%
% of FP17s for Band 1 Urgent Courses	6	142	4.2%	10.2%	10.6%	9.0%
% of FP17s Relating to Free Repair or Replacements	0	142	0.0%	0.6%	0.5%	0.8%
% of FP17s Relating to Continuations	0	142	0.0%	0.9%	0.7%	0.9%
% of Patients satisfied with the dentistry they have received	0	0	N/A	91.8%	90.2%	93.2%
% of Patients satisfied with the time they had to wait for an appointment	0	0	N/A	87.2%	85.0%	88.3%

* This is based on patients treated on this contract for their most recent course of treatment. Figures in italics indicate the base number of FP17s or Patient Questionnaire responses are less than 100. N/A is shown where the base number of responses is less than 10 during the period. % is calculated as Quantity/Base number*100

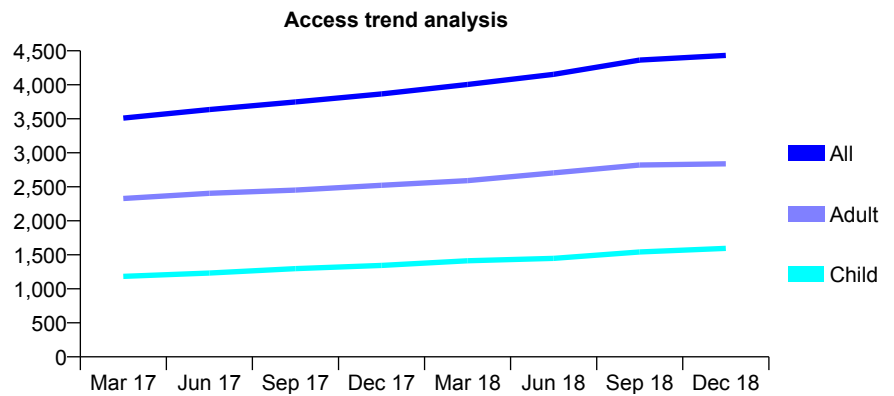
Q63 - Vital Signs At a Glance Contract Report for 122564/0001 - December 2018

Name or company name	Westbury Dental Care
Contract type name	GDS Contract
Purpose of contract	General
Contract start date	01/11/2013
Contract end date	

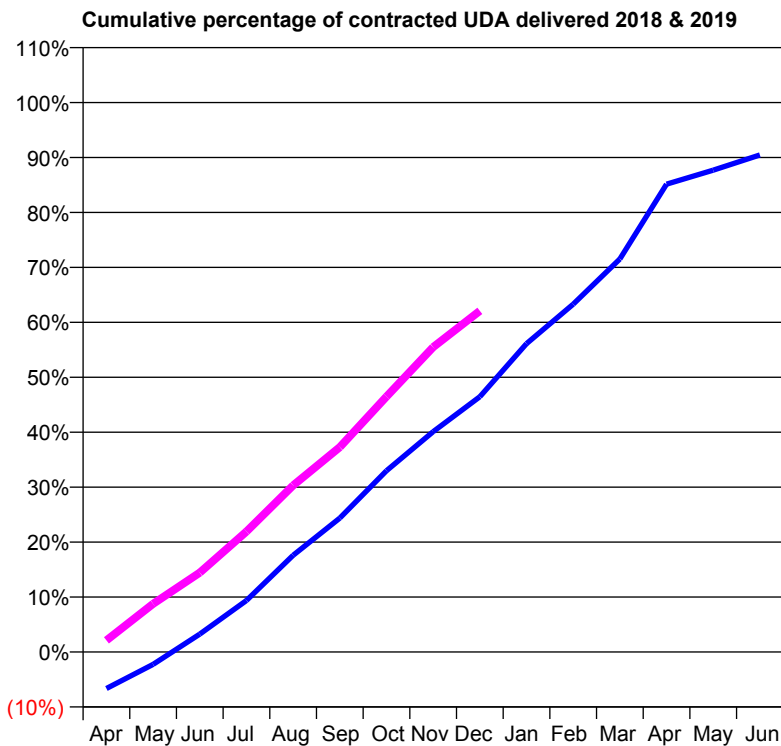
18/19 Contracted general activity (UDA)	10,000
Carry forward general activity (UDA)	0
18/19 Contracted orthodontic activity (UOA)	0
Carry forward orthodontic activity (UOA)	0
Baseline contract value	£297,126.83

ACCESS*

Patients seen in 24 months	Total	Change since previous quarter
Quarter ending December 2017	3,866	
Quarter ending March 2018	4,004	↑
Quarter ending June 2018	4,153	↑
Quarter ending September 2018	4,363	↑
Quarter ending December 2018	4,433	→
Variance since December 2017	14.7%	↑



ACTIVITY



Month	Adjusted Scheduled Activity (UDA)	
	2018	2019
April	-667	213
May	-226	878
June	327	1,445
July	938	2,192
August	1,761	3,032
September	2,437	3,728
October	3,300	4,648
November	4,010	5,550
December	4,645	6,208
January	5,611	
February	6,331	
March	7,154	
April	8,514	
May	8,768	
June	9,045	

QUALITY

	Quantity	Base Number	Contract	AT	Region	England
% of FP17s for the same patient ID Re-attending within 3 months - Children	215	1,958	11.0%	10.2%	11.8%	11.8%
% of FP17s for the same patient ID Re-attending within 3 months - Adults	458	2,444	18.7%	15.4%	16.7%	15.6%
% of FP17s for the same patient ID Re-attending between 3 & 9 months - Children	1,068	1,958	54.5%	49.0%	48.6%	58.8%
% of FP17s for the same patient ID Re-attending between 3 & 9 months - Adults	715	2,444	29.3%	38.7%	39.1%	51.0%
% of FP17s for Band 1 Urgent Courses	403	3,287	12.3%	10.2%	10.6%	9.0%
% of FP17s Relating to Free Repair or Replacements	18	3,287	0.5%	0.6%	0.5%	0.8%
% of FP17s Relating to Continuations	8	3,287	0.2%	0.9%	0.7%	0.9%
% of Patients satisfied with the dentistry they have received	1	2	N/A	91.8%	90.2%	93.2%
% of Patients satisfied with the time they had to wait for an appointment	1	2	N/A	87.2%	85.0%	88.3%

* This is based on patients treated on this contract for their most recent course of treatment. Figures in italics indicate the base number of FP17s or Patient Questionnaire responses are less than 100. N/A is shown where the base number of responses is less than 10 during the period. % is calculated as Quantity/Base number*100

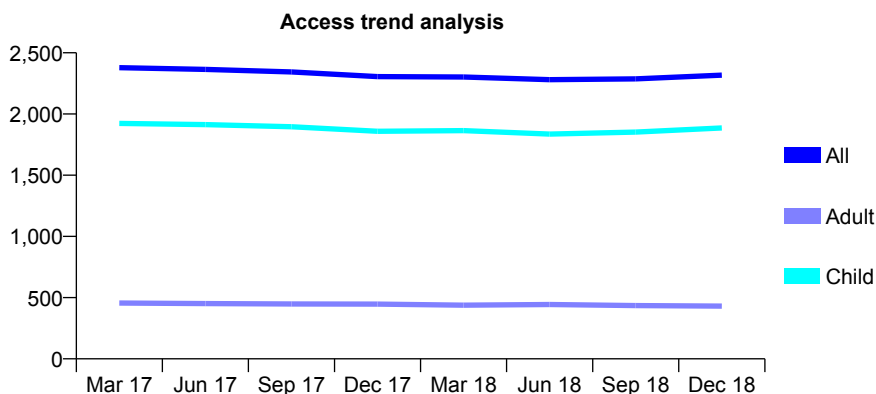
Q63 - Vital Signs At a Glance Contract Report for 123226/0001 - December 2018

Name or company name	Anand Dinker Patel
Contract type name	GDS Contract
Purpose of contract	General
Contract start date	01/09/2014
Contract end date	

18/19 Contracted general activity (UDA)	4,200
Carry forward general activity (UDA)	31
18/19 Contracted orthodontic activity (UOA)	0
Carry forward orthodontic activity (UOA)	0
Baseline contract value	£94,791.19

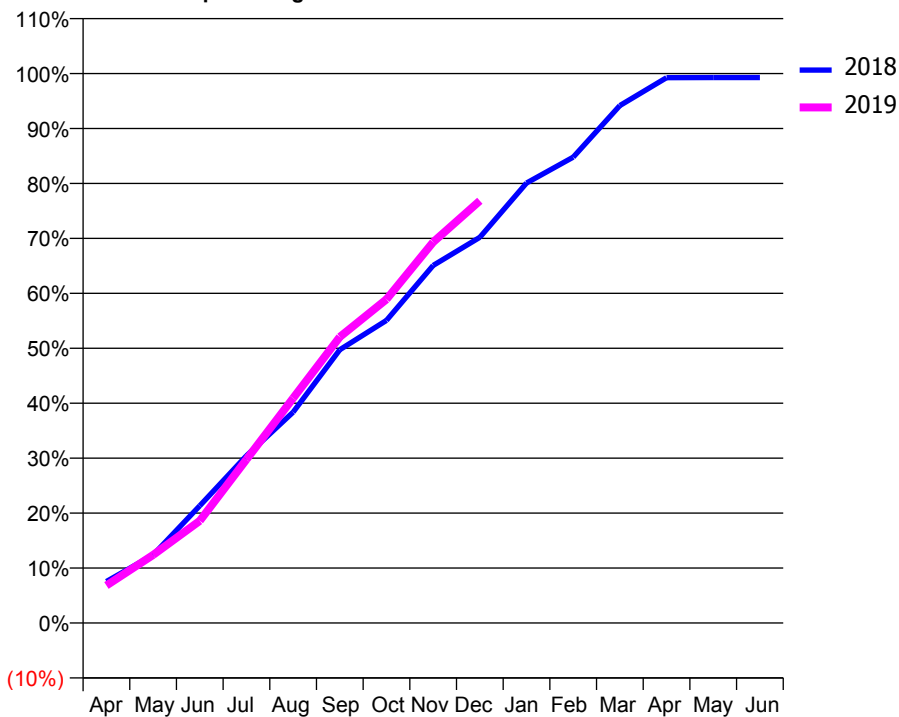
ACCESS*

Patients seen in 24 months	Total	Change since previous quarter
Quarter ending December 2017	2,306	
Quarter ending March 2018	2,302	→
Quarter ending June 2018	2,280	→
Quarter ending September 2018	2,287	→
Quarter ending December 2018	2,317	→
Variance since December 2017	0.5%	→



ACTIVITY

Cumulative percentage of contracted UDA delivered 2018 & 2019



Month	Adjusted Scheduled Activity (UDA)	
	2018	2019
April	317	287
May	520	520
June	896	781
July	1,279	1,250
August	1,612	1,719
September	2,089	2,187
October	2,313	2,474
November	2,733	2,912
December	2,948	3,227
January	3,363	
February	3,561	
March	3,955	
April	4,168	
May	4,169	
June	4,169	

QUALITY

	Quantity	Base Number	Contract	AT	Region	England
% of FP17s for the same patient ID Re-attending within 3 months - Children	142	1,959	7.2%	10.2%	11.8%	11.8%
% of FP17s for the same patient ID Re-attending within 3 months - Adults	9	254	3.5%	15.4%	16.7%	15.6%
% of FP17s for the same patient ID Re-attending between 3 & 9 months - Children	1,059	1,959	54.1%	49.0%	48.6%	58.8%
% of FP17s for the same patient ID Re-attending between 3 & 9 months - Adults	111	254	43.7%	38.7%	39.1%	51.0%
% of FP17s for Band 1 Urgent Courses	95	2,094	4.5%	10.2%	10.6%	9.0%
% of FP17s Relating to Free Repair or Replacements	0	2,094	0.0%	0.6%	0.5%	0.8%
% of FP17s Relating to Continuations	0	2,094	0.0%	0.9%	0.7%	0.9%
% of Patients satisfied with the dentistry they have received	1	1	N/A	91.8%	90.2%	93.2%
% of Patients satisfied with the time they had to wait for an appointment	1	1	N/A	87.2%	85.0%	88.3%

* This is based on patients treated on this contract for their most recent course of treatment. Figures in italics indicate the base number of FP17s or Patient Questionnaire responses are less than 100. N/A is shown where the base number of responses is less than 10 during the period. % is calculated as Quantity/Base number*100

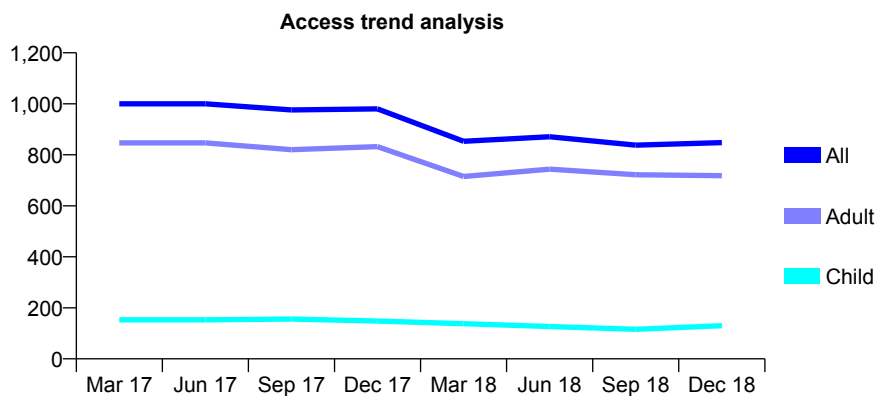
Q63 - Vital Signs At a Glance Contract Report for 124656/0001 - December 2018

Name or company name	Bhageerutty Smiles Ltd
Contract type name	GDS Contract
Purpose of contract	General
Contract start date	01/04/2009
Contract end date	

18/19 Contracted general activity (UDA)	7,265
Carry forward general activity (UDA)	-18
18/19 Contracted orthodontic activity (UOA)	0
Carry forward orthodontic activity (UOA)	0
Baseline contract value	£240,973.59

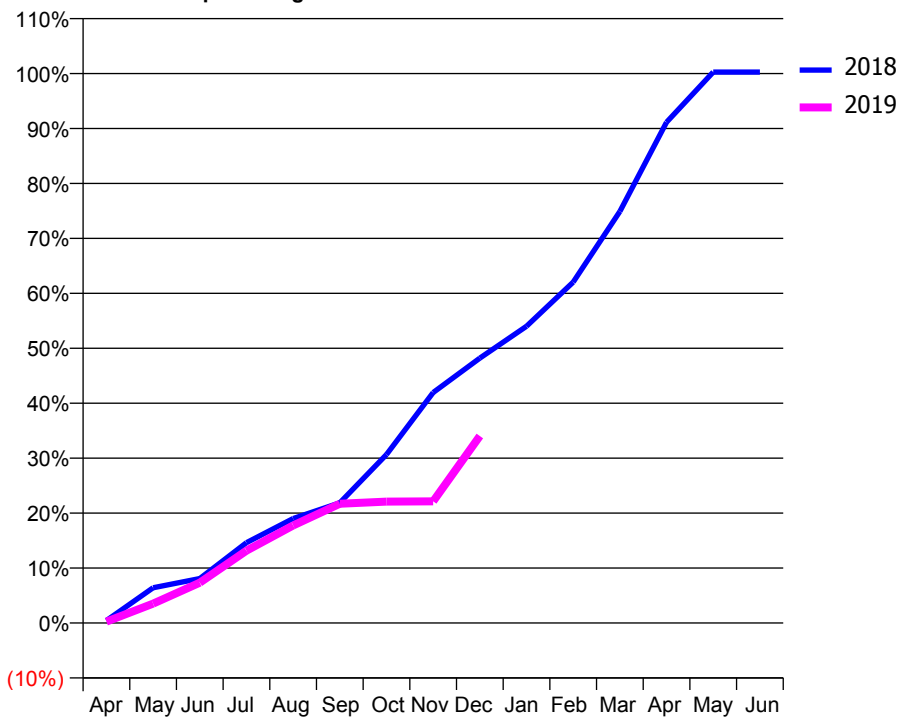
ACCESS*

Patients seen in 24 months	Total	Change since previous quarter
Quarter ending December 2017	980	
Quarter ending March 2018	853	↓
Quarter ending June 2018	871	↑
Quarter ending September 2018	838	↓
Quarter ending December 2018	848	→
Variance since December 2017	(13.5%)	↓



ACTIVITY

Cumulative percentage of contracted UDA delivered 2018 & 2019



Month	Adjusted Scheduled Activity (UDA)	
	2018	2019
April	32	18
May	467	257
June	587	534
July	1,062	956
August	1,381	1,290
September	1,590	1,576
October	2,228	1,605
November	3,047	1,609
December	3,502	2,473
January	3,923	
February	4,507	
March	5,441	
April	6,622	
May	7,283	
June	7,283	

QUALITY

	Quantity	Base Number	Contract	AT	Region	England
% of FP17s for the same patient ID Re-attending within 3 months - Children	5	60	8.3%	10.2%	11.8%	11.8%
% of FP17s for the same patient ID Re-attending within 3 months - Adults	212	592	35.8%	15.4%	16.7%	15.6%
% of FP17s for the same patient ID Re-attending between 3 & 9 months - Children	12	60	20.0%	49.0%	48.6%	58.8%
% of FP17s for the same patient ID Re-attending between 3 & 9 months - Adults	100	592	16.9%	38.7%	39.1%	51.0%
% of FP17s for Band 1 Urgent Courses	39	439	8.9%	10.2%	10.6%	9.0%
% of FP17s Relating to Free Repair or Replacements	2	439	0.5%	0.6%	0.5%	0.8%
% of FP17s Relating to Continuations	2	439	0.5%	0.9%	0.7%	0.9%
% of Patients satisfied with the dentistry they have received	0	0	N/A	91.8%	90.2%	93.2%
% of Patients satisfied with the time they had to wait for an appointment	0	0	N/A	87.2%	85.0%	88.3%

* This is based on patients treated on this contract for their most recent course of treatment. Figures in italics indicate the base number of FP17s or Patient Questionnaire responses are less than 100. N/A is shown where the base number of responses is less than 10 during the period. % is calculated as Quantity/Base number*100

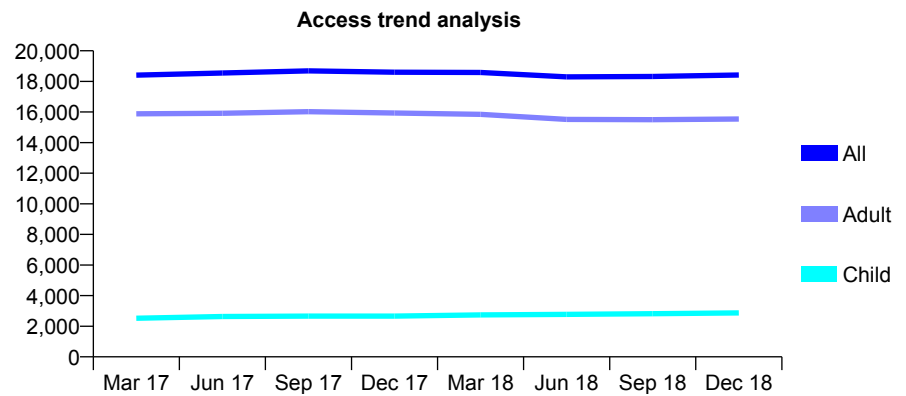
Q63 - Vital Signs At a Glance Contract Report for 124796/0001 - December 2018

Name or company name	Progenics Ltd
Contract type name	GDS Contract
Purpose of contract	General
Contract start date	01/11/2009
Contract end date	

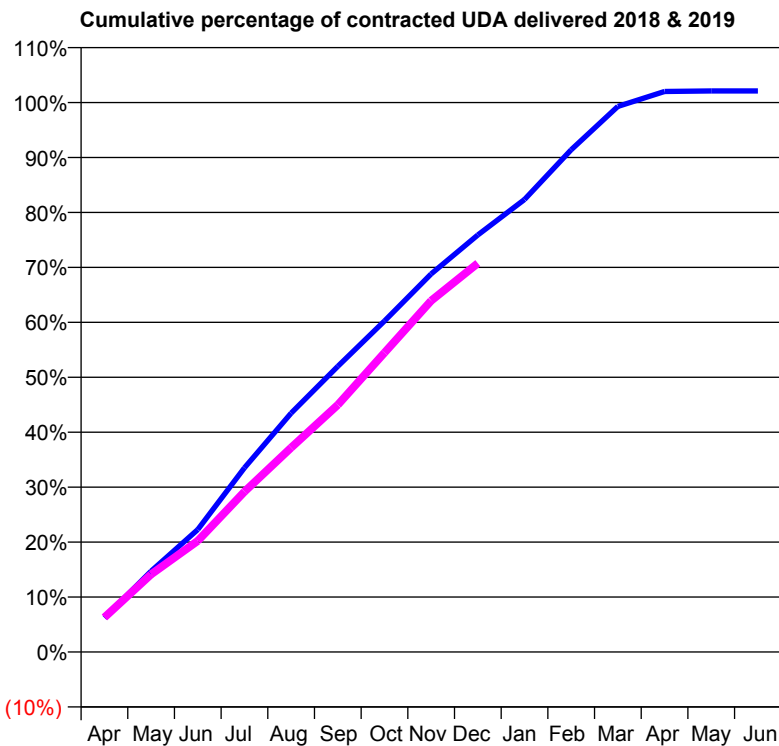
18/19 Contracted general activity (UDA)	41,300
Carry forward general activity (UDA)	-826
18/19 Contracted orthodontic activity (UOA)	0
Carry forward orthodontic activity (UOA)	0
Baseline contract value	£1,226,859.58

ACCESS*

Patients seen in 24 months	Total	Change since previous quarter
Quarter ending December 2017	18,601	
Quarter ending March 2018	18,583	→
Quarter ending June 2018	18,294	↓
Quarter ending September 2018	18,320	→
Quarter ending December 2018	18,416	→
Variance since December 2017	(1.0%)	→



ACTIVITY



Month	Adjusted Scheduled Activity (UDA)	
	2018	2019
April	2,569	2,598
May	6,081	5,834
June	9,210	8,358
July	13,844	12,052
August	17,956	15,362
September	21,470	18,578
October	24,883	22,496
November	28,416	26,407
December	31,345	29,223
January	34,012	
February	37,749	
March	41,004	
April	42,125	
May	42,164	
June	42,164	

QUALITY

	Quantity	Base Number	Contract	AT	Region	England
% of FP17s for the same patient ID Re-attending within 3 months - Children	136	2,544	5.3%	10.2%	11.8%	11.8%
% of FP17s for the same patient ID Re-attending within 3 months - Adults	989	11,004	9.0%	15.4%	16.7%	15.6%
% of FP17s for the same patient ID Re-attending between 3 & 9 months - Children	1,206	2,544	47.4%	49.0%	48.6%	58.8%
% of FP17s for the same patient ID Re-attending between 3 & 9 months - Adults	3,509	11,004	31.9%	38.7%	39.1%	51.0%
% of FP17s for Band 1 Urgent Courses	1,673	12,948	12.9%	10.2%	10.6%	9.0%
% of FP17s Relating to Free Repair or Replacements	68	12,948	0.5%	0.6%	0.5%	0.8%
% of FP17s Relating to Continuations	23	12,948	0.2%	0.9%	0.7%	0.9%
% of Patients satisfied with the dentistry they have received	3	3	N/A	91.8%	90.2%	93.2%
% of Patients satisfied with the time they had to wait for an appointment	3	3	N/A	87.2%	85.0%	88.3%

* This is based on patients treated on this contract for their most recent course of treatment. Figures in italics indicate the base number of FP17s or Patient Questionnaire responses are less than 100. N/A is shown where the base number of responses is less than 10 during the period. % is calculated as Quantity/Base number*100

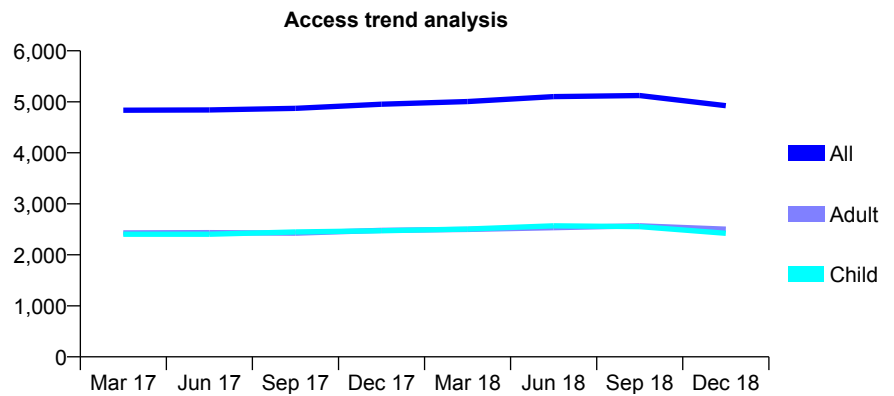
Q63 - Vital Signs At a Glance Contract Report for 124869/0001 - December 2018

Name or company name	M.K. Vasant & Associates
Contract type name	GDS Contract
Purpose of contract	General
Contract start date	01/04/2006
Contract end date	

18/19 Contracted general activity (UDA)	12,500
Carry forward general activity (UDA)	-109
18/19 Contracted orthodontic activity (UOA)	0
Carry forward orthodontic activity (UOA)	0
Baseline contract value	£316,469.21

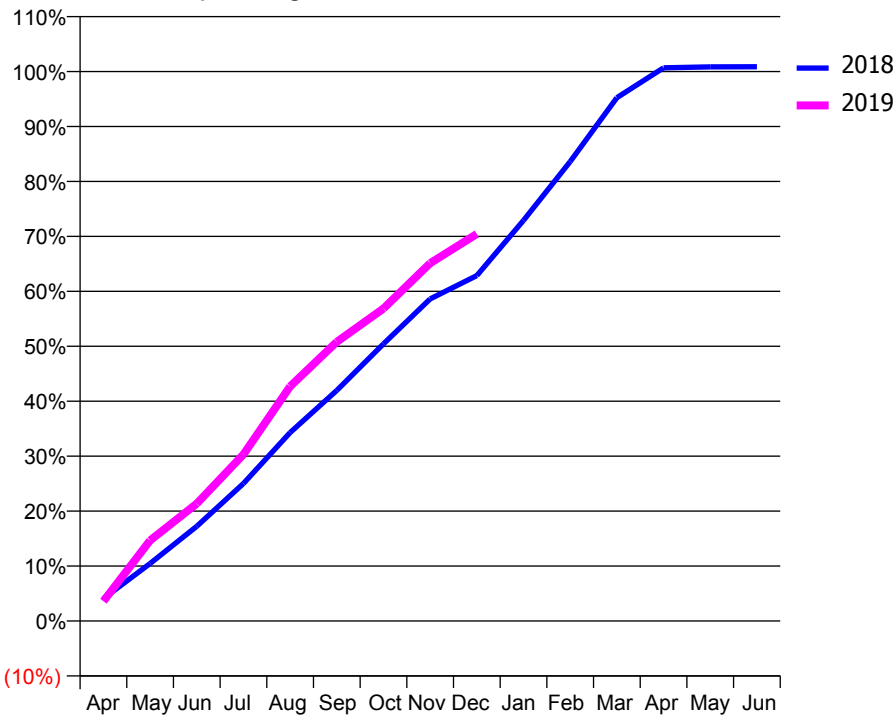
ACCESS*

Patients seen in 24 months	Total	Change since previous quarter
Quarter ending December 2017	4,952	
Quarter ending March 2018	5,005	→
Quarter ending June 2018	5,101	→
Quarter ending September 2018	5,122	→
Quarter ending December 2018	4,924	↓
Variance since December 2017	(0.6%)	→



ACTIVITY

Cumulative percentage of contracted UDA delivered 2018 & 2019



Adjusted Scheduled Activity (UDA)		
Month	2018	2019
April	511	451
May	1,309	1,835
June	2,156	2,669
July	3,128	3,791
August	4,286	5,336
September	5,245	6,352
October	6,304	7,109
November	7,326	8,139
December	7,858	8,803
January	9,115	
February	10,450	
March	11,904	
April	12,585	
May	12,605	
June	12,609	

QUALITY

	Quantity	Base Number	Contract	AT	Region	England
% of FP17s for the same patient ID Re-attending within 3 months - Children	238	2,480	9.6%	10.2%	11.8%	11.8%
% of FP17s for the same patient ID Re-attending within 3 months - Adults	401	2,033	19.7%	15.4%	16.7%	15.6%
% of FP17s for the same patient ID Re-attending between 3 & 9 months - Children	1,163	2,480	46.9%	49.0%	48.6%	58.8%
% of FP17s for the same patient ID Re-attending between 3 & 9 months - Adults	714	2,033	35.1%	38.7%	39.1%	51.0%
% of FP17s for Band 1 Urgent Courses	386	3,939	9.8%	10.2%	10.6%	9.0%
% of FP17s Relating to Free Repair or Replacements	9	3,939	0.2%	0.6%	0.5%	0.8%
% of FP17s Relating to Continuations	3	3,939	0.1%	0.9%	0.7%	0.9%
% of Patients satisfied with the dentistry they have received	0	1	N/A	91.8%	90.2%	93.2%
% of Patients satisfied with the time they had to wait for an appointment	0	1	N/A	87.2%	85.0%	88.3%

* This is based on patients treated on this contract for their most recent course of treatment. Figures in italics indicate the base number of FP17s or Patient Questionnaire responses are less than 100. N/A is shown where the base number of responses is less than 10 during the period. % is calculated as Quantity/Base number*100

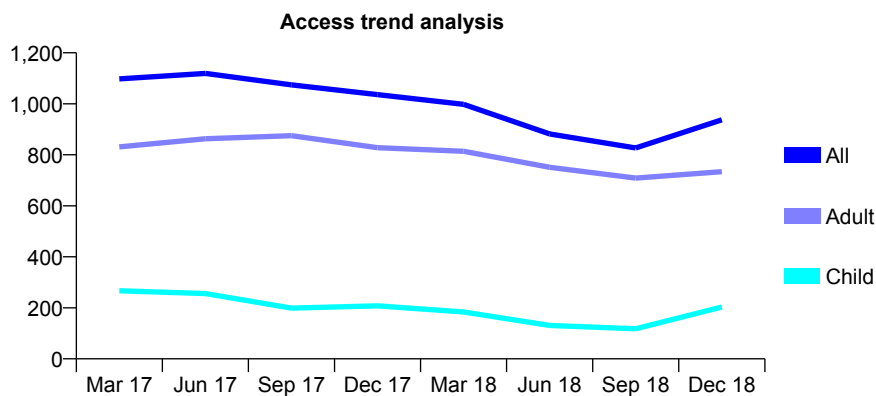
Q63 - Vital Signs At a Glance Contract Report for 124869/0002 - December 2018

Name or company name	M.K. Vasant & Associates
Contract type name	GDS Contract
Purpose of contract	General
Contract start date	01/04/2006
Contract end date	

18/19 Contracted general activity (UDA)	2,831
Carry forward general activity (UDA)	18
18/19 Contracted orthodontic activity (UOA)	0
Carry forward orthodontic activity (UOA)	0
Baseline contract value	£77,921.33

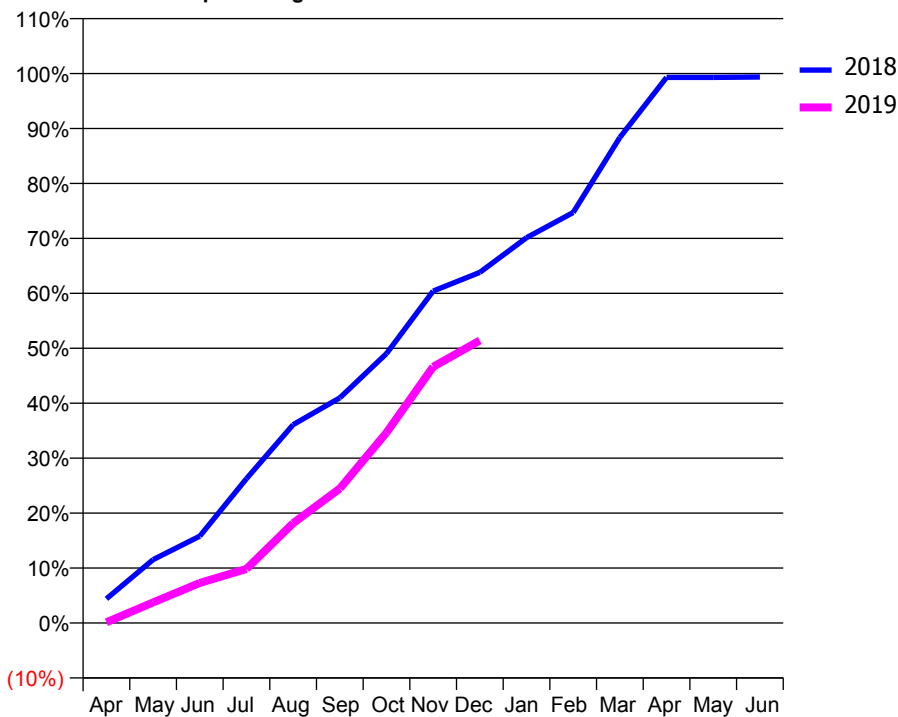
ACCESS*

Patients seen in 24 months	Total	Change since previous quarter
Quarter ending December 2017	1,036	
Quarter ending March 2018	998	↓
Quarter ending June 2018	882	↓
Quarter ending September 2018	827	↓
Quarter ending December 2018	937	↑
Variance since December 2017	(9.6%)	↓



ACTIVITY

Cumulative percentage of contracted UDA delivered 2018 & 2019



Month	Adjusted Scheduled Activity (UDA)	
	2018	2019
April	125	4
May	327	106
June	447	206
July	744	279
August	1,022	514
September	1,160	693
October	1,388	981
November	1,710	1,320
December	1,806	1,455
January	1,985	
February	2,115	
March	2,502	
April	2,811	
May	2,811	
June	2,813	

QUALITY

	Quantity	Base Number	Contract	AT	Region	England
% of FP17s for the same patient ID Re-attending within 3 months - Children	0	176	0.0%	10.2%	11.8%	11.8%
% of FP17s for the same patient ID Re-attending within 3 months - Adults	26	443	5.9%	15.4%	16.7%	15.6%
% of FP17s for the same patient ID Re-attending between 3 & 9 months - Children	10	176	5.7%	49.0%	48.6%	58.8%
% of FP17s for the same patient ID Re-attending between 3 & 9 months - Adults	121	443	27.3%	38.7%	39.1%	51.0%
% of FP17s for Band 1 Urgent Courses	37	535	6.9%	10.2%	10.6%	9.0%
% of FP17s Relating to Free Repair or Replacements	4	535	0.7%	0.6%	0.5%	0.8%
% of FP17s Relating to Continuations	4	535	0.7%	0.9%	0.7%	0.9%
% of Patients satisfied with the dentistry they have received	0	0	N/A	91.8%	90.2%	93.2%
% of Patients satisfied with the time they had to wait for an appointment	0	0	N/A	87.2%	85.0%	88.3%

* This is based on patients treated on this contract for their most recent course of treatment. Figures in italics indicate the base number of FP17s or Patient Questionnaire responses are less than 100. N/A is shown where the base number of responses is less than 10 during the period. % is calculated as Quantity/Base number*100

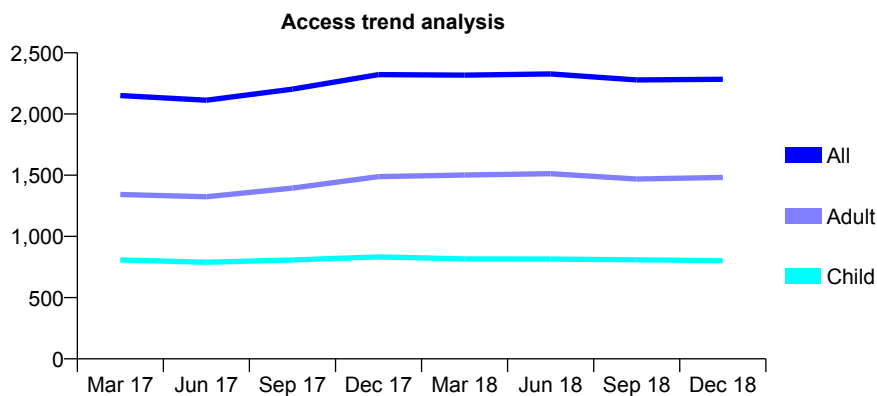
Q63 - Vital Signs At a Glance Contract Report for 124966/0001 - December 2018

Name or company name	Malden Dental Care
Contract type name	GDS Contract
Purpose of contract	General
Contract start date	01/06/2010
Contract end date	

18/19 Contracted general activity (UDA)	5,300
Carry forward general activity (UDA)	-3
18/19 Contracted orthodontic activity (UOA)	0
Carry forward orthodontic activity (UOA)	0
Baseline contract value	£151,062.16

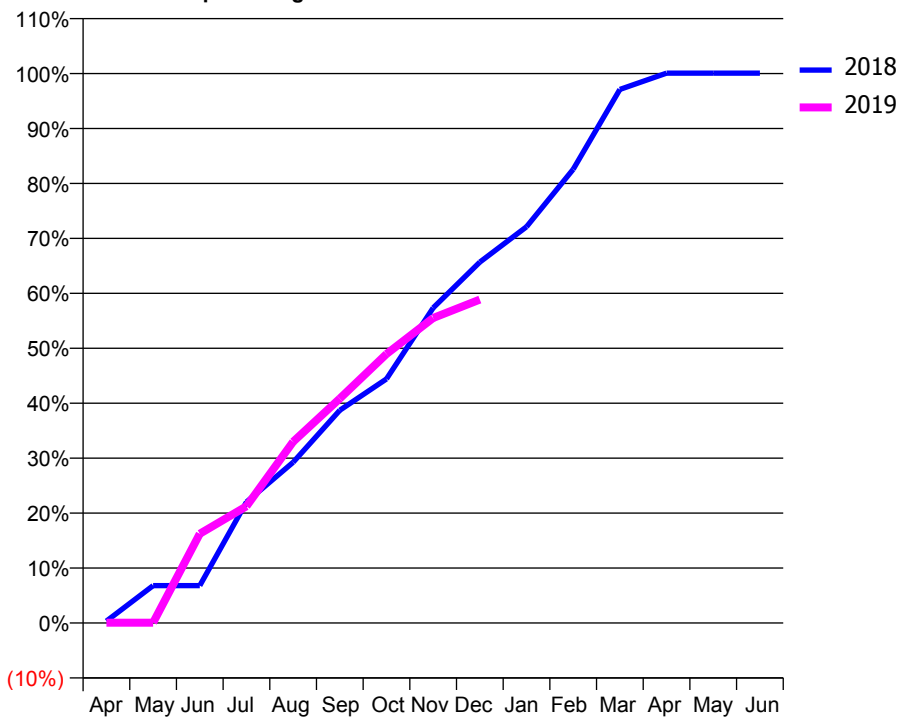
ACCESS*

Patients seen in 24 months	Total	Change since previous quarter
Quarter ending December 2017	2,322	
Quarter ending March 2018	2,318	→
Quarter ending June 2018	2,327	→
Quarter ending September 2018	2,278	↓
Quarter ending December 2018	2,284	→
Variance since December 2017	(1.6%)	↓



ACTIVITY

Cumulative percentage of contracted UDA delivered 2018 & 2019



Month	Adjusted Scheduled Activity (UDA)	
	2018	2019
April	19	3
May	361	3
June	361	861
July	1,167	1,126
August	1,550	1,749
September	2,052	2,166
October	2,354	2,595
November	3,040	2,942
December	3,481	3,119
January	3,821	
February	4,377	
March	5,147	
April	5,303	
May	5,303	
June	5,303	

QUALITY

	Quantity	Base Number	Contract	AT	Region	England
% of FP17s for the same patient ID Re-attending within 3 months - Children	43	675	6.4%	10.2%	11.8%	11.8%
% of FP17s for the same patient ID Re-attending within 3 months - Adults	140	985	14.2%	15.4%	16.7%	15.6%
% of FP17s for the same patient ID Re-attending between 3 & 9 months - Children	286	675	42.4%	49.0%	48.6%	58.8%
% of FP17s for the same patient ID Re-attending between 3 & 9 months - Adults	411	985	41.7%	38.7%	39.1%	51.0%
% of FP17s for Band 1 Urgent Courses	140	1,596	8.8%	10.2%	10.6%	9.0%
% of FP17s Relating to Free Repair or Replacements	3	1,596	0.2%	0.6%	0.5%	0.8%
% of FP17s Relating to Continuations	2	1,596	0.1%	0.9%	0.7%	0.9%
% of Patients satisfied with the dentistry they have received	0	0	N/A	91.8%	90.2%	93.2%
% of Patients satisfied with the time they had to wait for an appointment	0	0	N/A	87.2%	85.0%	88.3%

* This is based on patients treated on this contract for their most recent course of treatment. Figures in italics indicate the base number of FP17s or Patient Questionnaire responses are less than 100. N/A is shown where the base number of responses is less than 10 during the period. % is calculated as Quantity/Base number*100

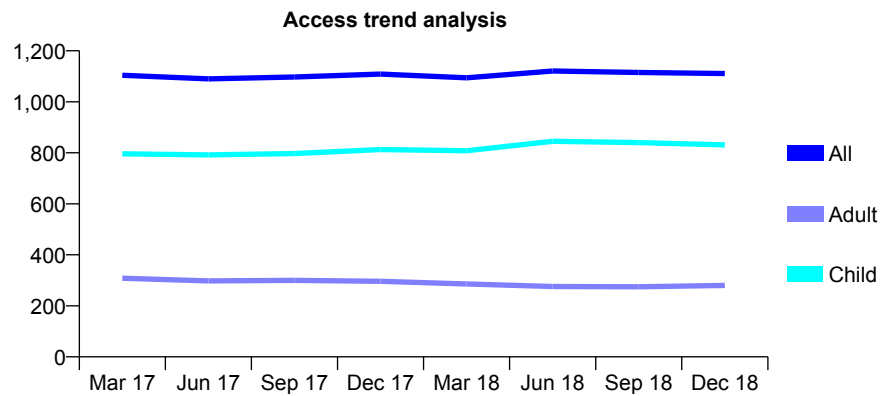
Q63 - Vital Signs At a Glance Contract Report for 125180/0001 - December 2018

Name or company name	Haynes Dental Ltd
Contract type name	GDS Contract
Purpose of contract	General
Contract start date	01/04/2012
Contract end date	

18/19 Contracted general activity (UDA)	2,430
Carry forward general activity (UDA)	0
18/19 Contracted orthodontic activity (UOA)	0
Carry forward orthodontic activity (UOA)	0
Baseline contract value	£59,150.43

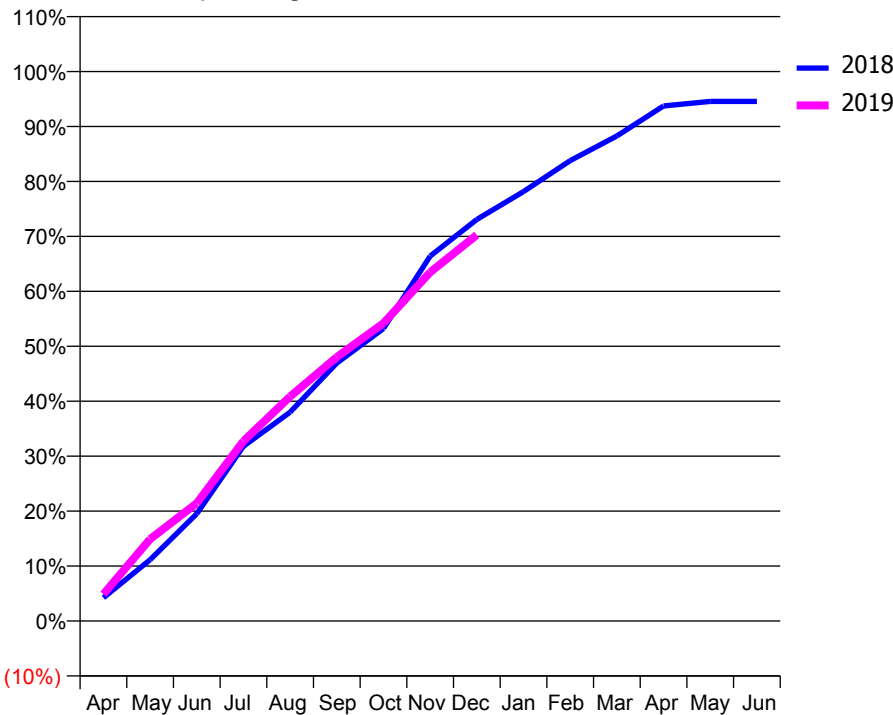
ACCESS*

Patients seen in 24 months	Total	Change since previous quarter
Quarter ending December 2017	1,109	
Quarter ending March 2018	1,094	↓
Quarter ending June 2018	1,121	↑
Quarter ending September 2018	1,115	→
Quarter ending December 2018	1,111	→
Variance since December 2017	0.2%	→



ACTIVITY

Cumulative percentage of contracted UDA delivered 2018 & 2019



Month	Adjusted Scheduled Activity (UDA)	
	2018	2019
April	103	119
May	271	363
June	475	521
July	773	796
August	924	993
September	1,141	1,167
October	1,293	1,317
November	1,614	1,542
December	1,776	1,707
January	1,899	
February	2,036	
March	2,145	
April	2,278	
May	2,298	
June	2,298	

QUALITY

	Quantity	Base Number	Contract	AT	Region	England
% of FP17s for the same patient ID Re-attending within 3 months - Children	75	869	8.6%	10.2%	11.8%	11.8%
% of FP17s for the same patient ID Re-attending within 3 months - Adults	28	190	14.7%	15.4%	16.7%	15.6%
% of FP17s for the same patient ID Re-attending between 3 & 9 months - Children	404	869	46.5%	49.0%	48.6%	58.8%
% of FP17s for the same patient ID Re-attending between 3 & 9 months - Adults	80	190	42.1%	38.7%	39.1%	51.0%
% of FP17s for Band 1 Urgent Courses	12	980	1.2%	10.2%	10.6%	9.0%
% of FP17s Relating to Free Repair or Replacements	0	980	0.0%	0.6%	0.5%	0.8%
% of FP17s Relating to Continuations	32	980	3.3%	0.9%	0.7%	0.9%
% of Patients satisfied with the dentistry they have received	0	0	N/A	91.8%	90.2%	93.2%
% of Patients satisfied with the time they had to wait for an appointment	0	0	N/A	87.2%	85.0%	88.3%

* This is based on patients treated on this contract for their most recent course of treatment. Figures in italics indicate the base number of FP17s or Patient Questionnaire responses are less than 100. N/A is shown where the base number of responses is less than 10 during the period. % is calculated as Quantity/Base number*100

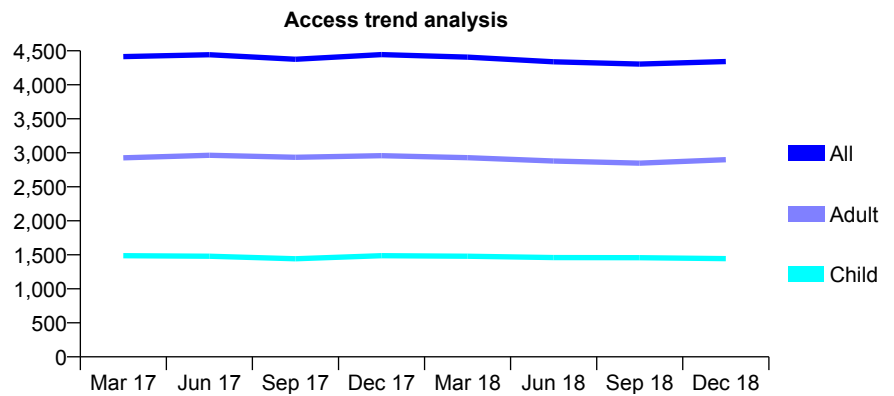
Q63 - Vital Signs At a Glance Contract Report for 125482/0001 - December 2018

Name or company name	Linden Lodge Dental Practice
Contract type name	GDS Contract
Purpose of contract	General
Contract start date	01/04/2010
Contract end date	

18/19 Contracted general activity (UDA)	13,278
Carry forward general activity (UDA)	89
18/19 Contracted orthodontic activity (UOA)	0
Carry forward orthodontic activity (UOA)	0
Baseline contract value	£373,168.67

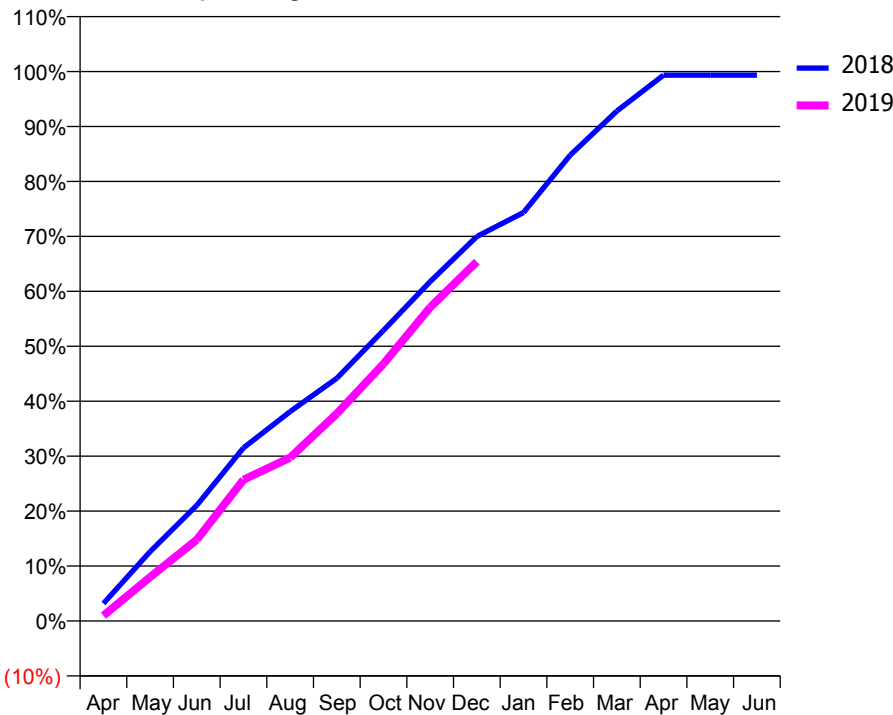
ACCESS*

Patients seen in 24 months	Total	Change since previous quarter
Quarter ending December 2017	4,445	
Quarter ending March 2018	4,407	→
Quarter ending June 2018	4,339	↓
Quarter ending September 2018	4,305	→
Quarter ending December 2018	4,343	→
Variance since December 2017	(2.3%)	↓



ACTIVITY

Cumulative percentage of contracted UDA delivered 2018 & 2019



Month	Adjusted Scheduled Activity (UDA)	
	2018	2019
April	424	130
May	1,677	1,061
June	2,794	1,965
July	4,183	3,415
August	5,060	3,949
September	5,867	5,012
October	7,023	6,213
November	8,203	7,579
December	9,290	8,683
January	9,870	
February	11,258	
March	12,323	
April	13,188	
May	13,189	
June	13,189	

QUALITY

	Quantity	Base Number	Contract	AT	Region	England
% of FP17s for the same patient ID Re-attending within 3 months - Children	53	1,024	5.2%	10.2%	11.8%	11.8%
% of FP17s for the same patient ID Re-attending within 3 months - Adults	181	1,866	9.7%	15.4%	16.7%	15.6%
% of FP17s for the same patient ID Re-attending between 3 & 9 months - Children	281	1,024	27.4%	49.0%	48.6%	58.8%
% of FP17s for the same patient ID Re-attending between 3 & 9 months - Adults	485	1,866	26.0%	38.7%	39.1%	51.0%
% of FP17s for Band 1 Urgent Courses	225	2,711	8.3%	10.2%	10.6%	9.0%
% of FP17s Relating to Free Repair or Replacements	8	2,711	0.3%	0.6%	0.5%	0.8%
% of FP17s Relating to Continuations	0	2,711	0.0%	0.9%	0.7%	0.9%
% of Patients satisfied with the dentistry they have received	0	0	N/A	91.8%	90.2%	93.2%
% of Patients satisfied with the time they had to wait for an appointment	0	0	N/A	87.2%	85.0%	88.3%

* This is based on patients treated on this contract for their most recent course of treatment. Figures in italics indicate the base number of FP17s or Patient Questionnaire responses are less than 100. N/A is shown where the base number of responses is less than 10 during the period. % is calculated as Quantity/Base number*100

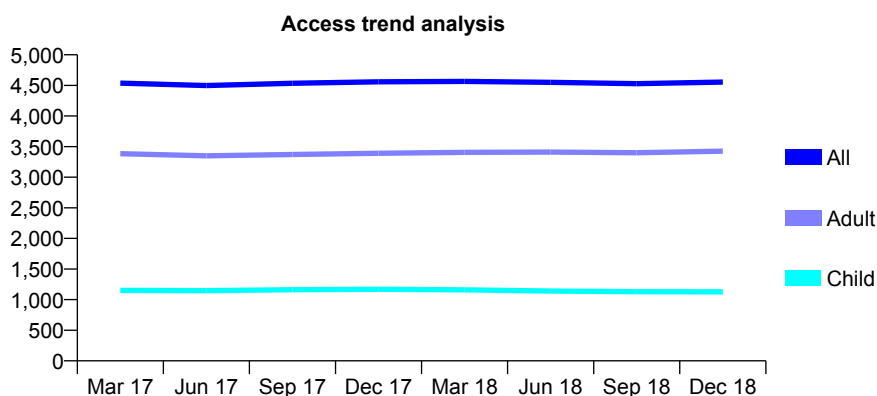
Q63 - Vital Signs At a Glance Contract Report for 125660/0001 - December 2018

Name or company name	Crook Log Dental Limited
Contract type name	GDS Contract
Purpose of contract	General
Contract start date	01/04/2011
Contract end date	

18/19 Contracted general activity (UDA)	11,827
Carry forward general activity (UDA)	0
18/19 Contracted orthodontic activity (UOA)	0
Carry forward orthodontic activity (UOA)	0
Baseline contract value	£367,674.76

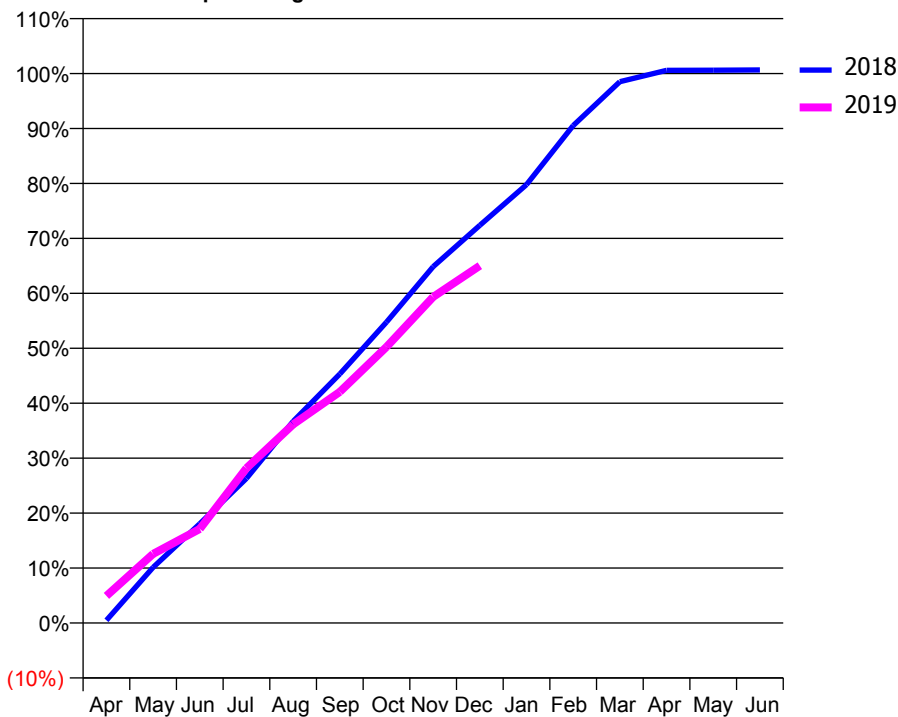
ACCESS*

Patients seen in 24 months	Total	Change since previous quarter
Quarter ending December 2017	4,559	
Quarter ending March 2018	4,566	→
Quarter ending June 2018	4,550	→
Quarter ending September 2018	4,529	→
Quarter ending December 2018	4,554	→
Variance since December 2017	(0.1%)	→



ACTIVITY

Cumulative percentage of contracted UDA delivered 2018 & 2019



Month	Adjusted Scheduled Activity (UDA)	
	2018	2019
April	58	585
May	1,161	1,487
June	2,070	2,026
July	3,016	3,333
August	4,206	4,274
September	5,195	4,974
October	6,278	5,942
November	7,433	7,019
December	8,296	7,692
January	9,144	
February	10,377	
March	11,292	
April	11,527	
May	11,530	
June	11,536	

QUALITY

	Quantity	Base Number	Contract	AT	Region	England
% of FP17s for the same patient ID Re-attending within 3 months - Children	80	1,251	6.4%	10.2%	11.8%	11.8%
% of FP17s for the same patient ID Re-attending within 3 months - Adults	345	3,590	9.6%	15.4%	16.7%	15.6%
% of FP17s for the same patient ID Re-attending between 3 & 9 months - Children	760	1,251	60.8%	49.0%	48.6%	58.8%
% of FP17s for the same patient ID Re-attending between 3 & 9 months - Adults	2,401	3,590	66.9%	38.7%	39.1%	51.0%
% of FP17s for Band 1 Urgent Courses	365	4,222	8.6%	10.2%	10.6%	9.0%
% of FP17s Relating to Free Repair or Replacements	11	4,222	0.3%	0.6%	0.5%	0.8%
% of FP17s Relating to Continuations	0	4,222	0.0%	0.9%	0.7%	0.9%
% of Patients satisfied with the dentistry they have received	2	2	N/A	91.8%	90.2%	93.2%
% of Patients satisfied with the time they had to wait for an appointment	2	2	N/A	87.2%	85.0%	88.3%

* This is based on patients treated on this contract for their most recent course of treatment. Figures in italics indicate the base number of FP17s or Patient Questionnaire responses are less than 100. N/A is shown where the base number of responses is less than 10 during the period. % is calculated as Quantity/Base number*100

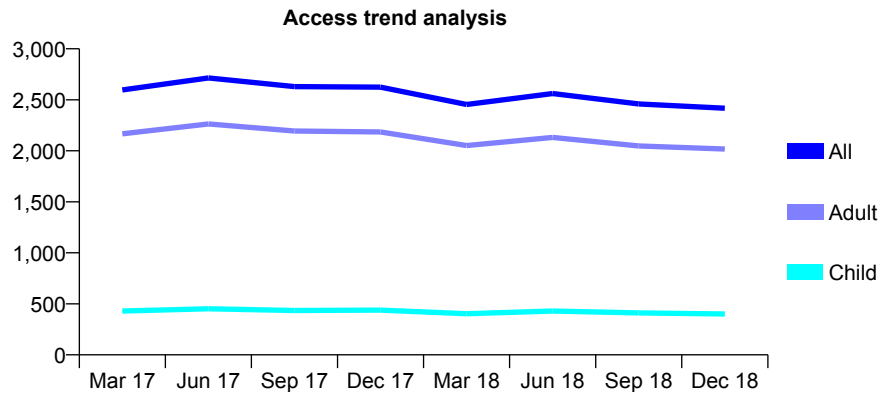
Q63 - Vital Signs At a Glance Contract Report for 125768/0001 - December 2018

Name or company name	Camberdent Ltd
Contract type name	GDS Contract
Purpose of contract	General
Contract start date	02/11/2009
Contract end date	

18/19 Contracted general activity (UDA)	8,500
Carry forward general activity (UDA)	0
18/19 Contracted orthodontic activity (UOA)	0
Carry forward orthodontic activity (UOA)	0
Baseline contract value	£271,397.15

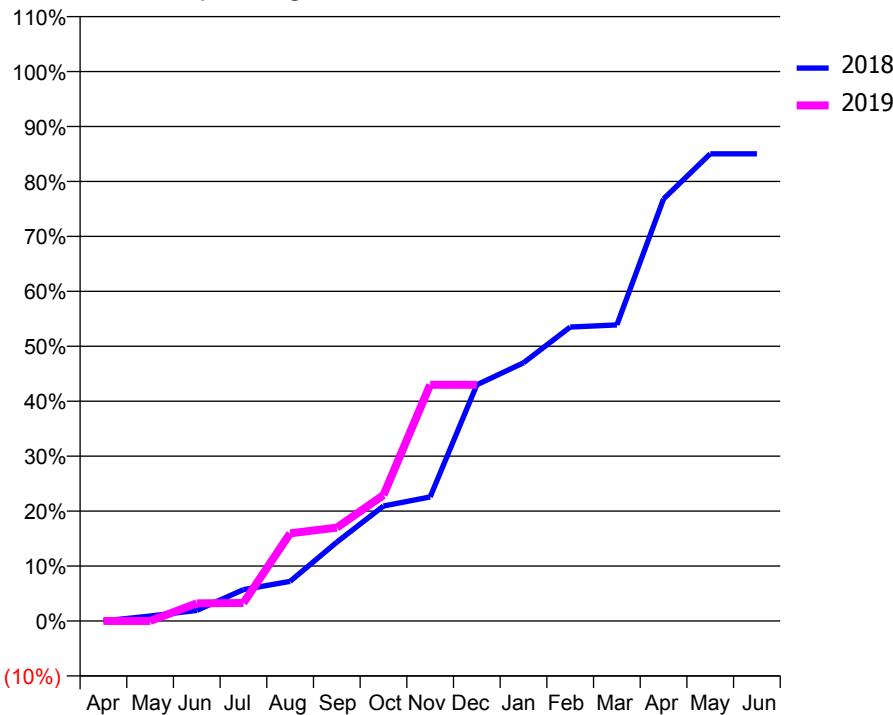
ACCESS*

Patients seen in 24 months	Total	Change since previous quarter
Quarter ending December 2017	2,624	
Quarter ending March 2018	2,454	↓
Quarter ending June 2018	2,561	↑
Quarter ending September 2018	2,459	↓
Quarter ending December 2018	2,418	↓
Variance since December 2017	(7.9%)	↓



ACTIVITY

Cumulative percentage of contracted UDA delivered 2018 & 2019



Month	Adjusted Scheduled Activity (UDA)	
	2018	2019
April	0	0
May	78	0
June	164	274
July	487	279
August	614	1,356
September	1,220	1,444
October	1,779	1,949
November	1,919	3,654
December	3,654	3,654
January	3,995	
February	4,547	
March	4,581	
April	6,529	
May	7,227	
June	7,227	

QUALITY

	Quantity	Base Number	Contract	AT	Region	England
% of FP17s for the same patient ID Re-attending within 3 months - Children	9	280	3.2%	10.2%	11.8%	11.8%
% of FP17s for the same patient ID Re-attending within 3 months - Adults	115	1,576	7.3%	15.4%	16.7%	15.6%
% of FP17s for the same patient ID Re-attending between 3 & 9 months - Children	61	280	21.8%	49.0%	48.6%	58.8%
% of FP17s for the same patient ID Re-attending between 3 & 9 months - Adults	477	1,576	30.3%	38.7%	39.1%	51.0%
% of FP17s for Band 1 Urgent Courses	0	1,206	0.0%	10.2%	10.6%	9.0%
% of FP17s Relating to Free Repair or Replacements	0	1,206	0.0%	0.6%	0.5%	0.8%
% of FP17s Relating to Continuations	0	1,206	0.0%	0.9%	0.7%	0.9%
% of Patients satisfied with the dentistry they have received	1	1	N/A	91.8%	90.2%	93.2%
% of Patients satisfied with the time they had to wait for an appointment	1	1	N/A	87.2%	85.0%	88.3%

* This is based on patients treated on this contract for their most recent course of treatment. Figures in italics indicate the base number of FP17s or Patient Questionnaire responses are less than 100. N/A is shown where the base number of responses is less than 10 during the period. % is calculated as Quantity/Base number*100

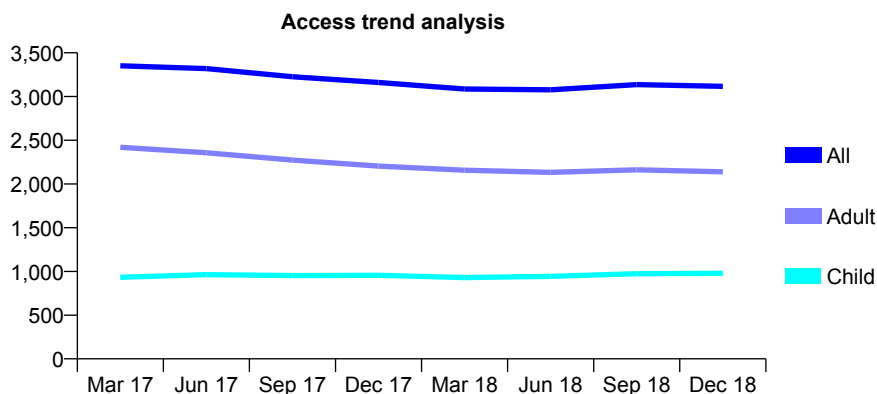
Q63 - Vital Signs At a Glance Contract Report for 125776/0002 - December 2018

Name or company name	Apex Dental Care Ltd
Contract type name	GDS Contract
Purpose of contract	General
Contract start date	01/03/2009
Contract end date	

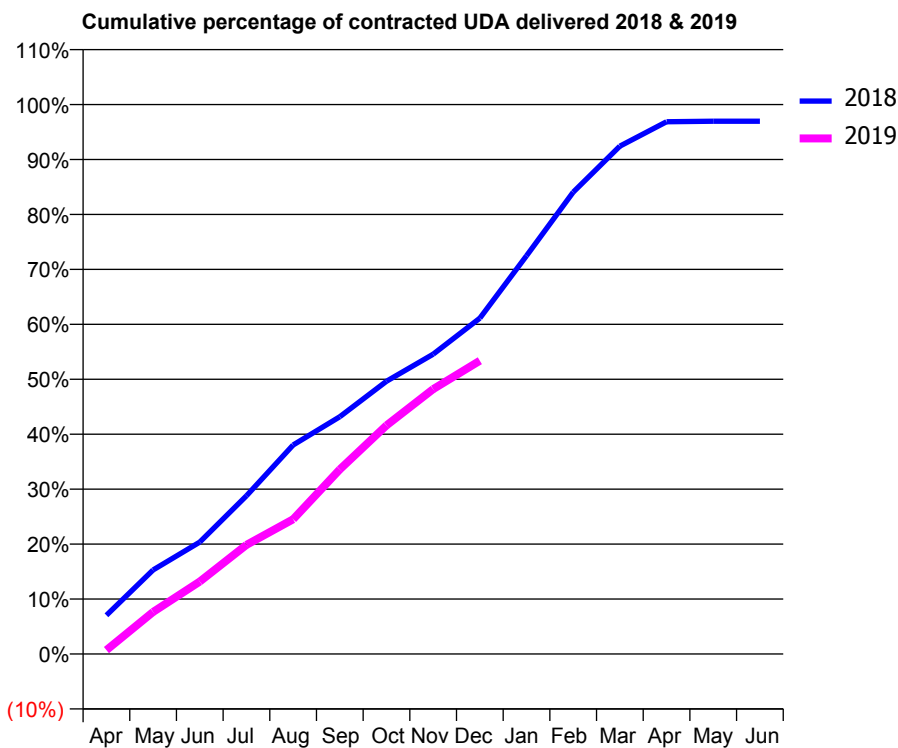
18/19 Contracted general activity (UDA)	9,665
Carry forward general activity (UDA)	295
18/19 Contracted orthodontic activity (UOA)	0
Carry forward orthodontic activity (UOA)	0
Baseline contract value	£257,751.29

ACCESS*

Patients seen in 24 months	Total	Change since previous quarter
Quarter ending December 2017	3,160	
Quarter ending March 2018	3,086	↓
Quarter ending June 2018	3,077	→
Quarter ending September 2018	3,136	→
Quarter ending December 2018	3,117	→
Variance since December 2017	(1.4%)	↓



ACTIVITY



Month	Adjusted Scheduled Activity (UDA)	
	2018	2019
April	682	69
May	1,480	741
June	1,968	1,276
July	2,784	1,920
August	3,677	2,369
September	4,175	3,247
October	4,798	4,021
November	5,273	4,658
December	5,907	5,158
January	7,005	
February	8,123	
March	8,931	
April	9,362	
May	9,370	
June	9,370	

QUALITY

	Quantity	Base Number	Contract	AT	Region	England
% of FP17s for the same patient ID Re-attending within 3 months - Children	103	898	11.5%	10.2%	11.8%	11.8%
% of FP17s for the same patient ID Re-attending within 3 months - Adults	406	1,933	21.0%	15.4%	16.7%	15.6%
% of FP17s for the same patient ID Re-attending between 3 & 9 months - Children	381	898	42.4%	49.0%	48.6%	58.8%
% of FP17s for the same patient ID Re-attending between 3 & 9 months - Adults	680	1,933	35.2%	38.7%	39.1%	51.0%
% of FP17s for Band 1 Urgent Courses	434	2,679	16.2%	10.2%	10.6%	9.0%
% of FP17s Relating to Free Repair or Replacements	19	2,679	0.7%	0.6%	0.5%	0.8%
% of FP17s Relating to Continuations	38	2,679	1.4%	0.9%	0.7%	0.9%
% of Patients satisfied with the dentistry they have received	1	1	N/A	91.8%	90.2%	93.2%
% of Patients satisfied with the time they had to wait for an appointment	0	1	N/A	87.2%	85.0%	88.3%

* This is based on patients treated on this contract for their most recent course of treatment. Figures in italics indicate the base number of FP17s or Patient Questionnaire responses are less than 100. N/A is shown where the base number of responses is less than 10 during the period. % is calculated as Quantity/Base number*100

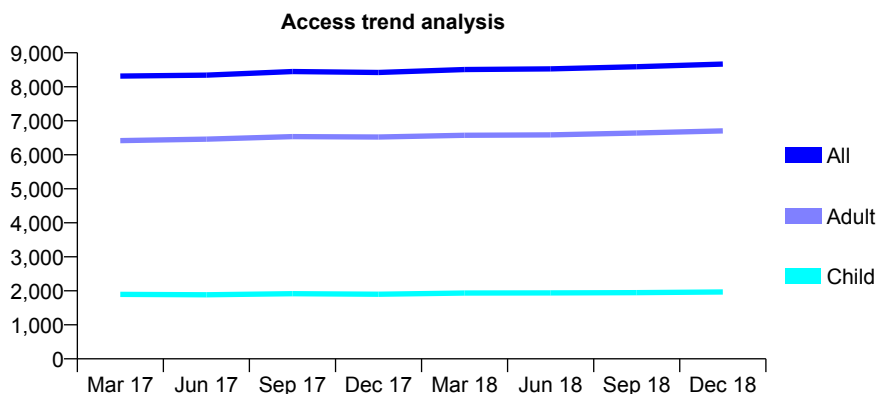
Q63 - Vital Signs At a Glance Contract Report for 126365/0001 - December 2018

Name or company name	Dental Arts Studio - Clapham (Dental Care)
Contract type name	GDS Contract
Purpose of contract	General
Contract start date	11/08/2010
Contract end date	

18/19 Contracted general activity (UDA)	20,103
Carry forward general activity (UDA)	0
18/19 Contracted orthodontic activity (UOA)	0
Carry forward orthodontic activity (UOA)	0
Baseline contract value	£576,848.43

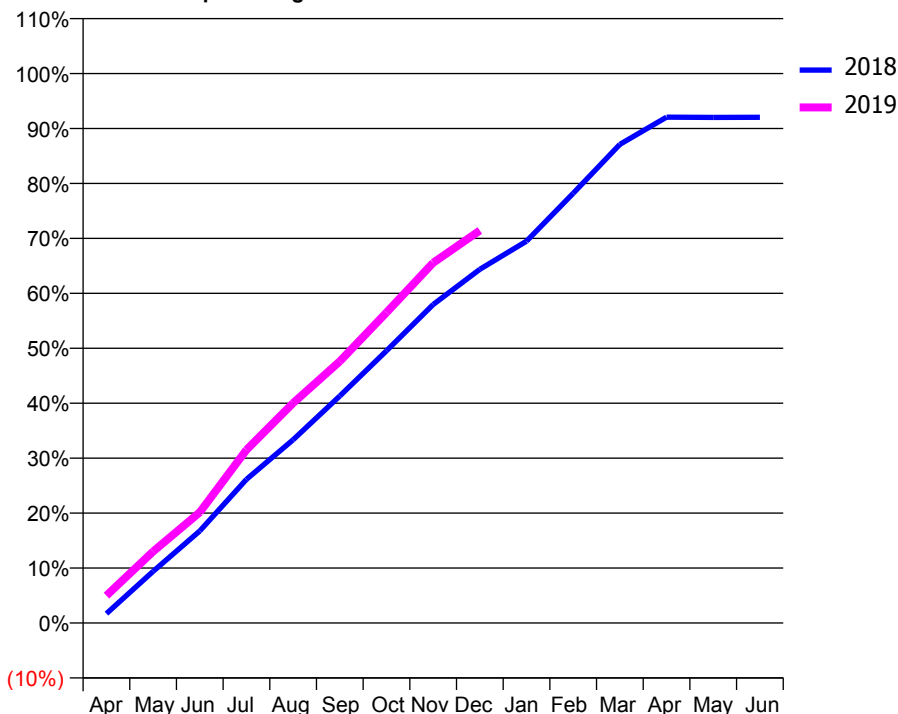
ACCESS*

Patients seen in 24 months	Total	Change since previous quarter
Quarter ending December 2017	8,423	
Quarter ending March 2018	8,509	→
Quarter ending June 2018	8,528	→
Quarter ending September 2018	8,590	→
Quarter ending December 2018	8,667	→
Variance since December 2017	2.9%	↑



ACTIVITY

Cumulative percentage of contracted UDA delivered 2018 & 2019



Month	Adjusted Scheduled Activity (UDA)	
	2018	2019
April	344	1,002
May	1,891	2,619
June	3,367	4,052
July	5,259	6,334
August	6,703	8,046
September	8,307	9,572
October	9,959	11,357
November	11,653	13,179
December	12,938	14,360
January	13,969	
February	15,720	
March	17,513	
April	18,507	
May	18,498	
June	18,499	

QUALITY

	Quantity	Base Number	Contract	AT	Region	England
% of FP17s for the same patient ID Re-attending within 3 months - Children	115	1,673	6.9%	10.2%	11.8%	11.8%
% of FP17s for the same patient ID Re-attending within 3 months - Adults	631	4,740	13.3%	15.4%	16.7%	15.6%
% of FP17s for the same patient ID Re-attending between 3 & 9 months - Children	712	1,673	42.6%	49.0%	48.6%	58.8%
% of FP17s for the same patient ID Re-attending between 3 & 9 months - Adults	1,414	4,740	29.8%	38.7%	39.1%	51.0%
% of FP17s for Band 1 Urgent Courses	693	5,986	11.6%	10.2%	10.6%	9.0%
% of FP17s Relating to Free Repair or Replacements	6	5,986	0.1%	0.6%	0.5%	0.8%
% of FP17s Relating to Continuations	75	5,986	1.3%	0.9%	0.7%	0.9%
% of Patients satisfied with the dentistry they have received	1	1	N/A	91.8%	90.2%	93.2%
% of Patients satisfied with the time they had to wait for an appointment	1	1	N/A	87.2%	85.0%	88.3%

* This is based on patients treated on this contract for their most recent course of treatment. Figures in italics indicate the base number of FP17s or Patient Questionnaire responses are less than 100. N/A is shown where the base number of responses is less than 10 during the period. % is calculated as Quantity/Base number*100

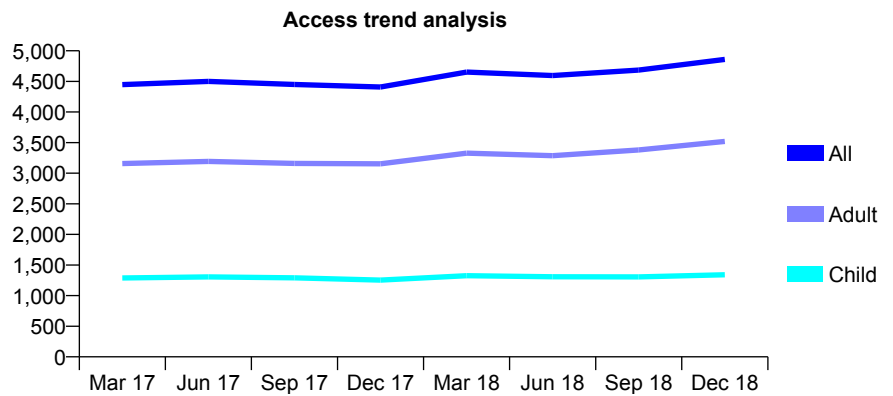
Q63 - Vital Signs At a Glance Contract Report for 126632/0001 - December 2018

Name or company name	Perfect Smile Surgery Limited
Contract type name	GDS Contract
Purpose of contract	General
Contract start date	01/11/2007
Contract end date	

18/19 Contracted general activity (UDA)	12,086
Carry forward general activity (UDA)	0
18/19 Contracted orthodontic activity (UOA)	0
Carry forward orthodontic activity (UOA)	0
Baseline contract value	£318,121.20

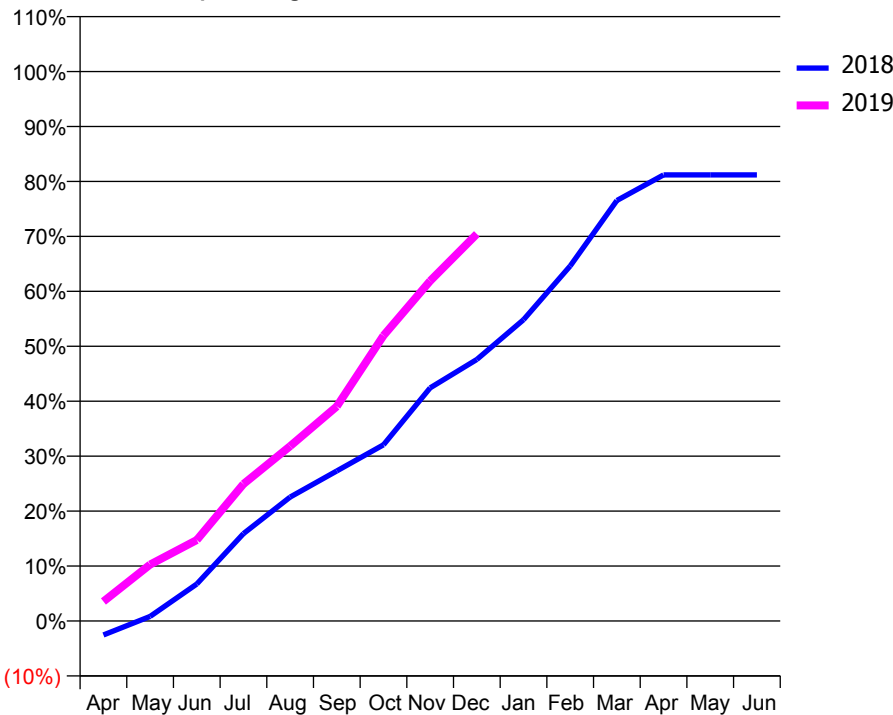
ACCESS*

Patients seen in 24 months	Total	Change since previous quarter
Quarter ending December 2017	4,408	
Quarter ending March 2018	4,652	↑
Quarter ending June 2018	4,595	↓
Quarter ending September 2018	4,686	→
Quarter ending December 2018	4,860	↑
Variance since December 2017	10.3%	↑



ACTIVITY

Cumulative percentage of contracted UDA delivered 2018 & 2019



Month	Adjusted Scheduled Activity (UDA)	
	2018	2019
April	-311	430
May	102	1,242
June	814	1,782
July	1,923	3,014
August	2,725	3,848
September	3,301	4,721
October	3,874	6,279
November	5,130	7,479
December	5,754	8,513
January	6,626	
February	7,810	
March	9,250	
April	9,811	
May	9,811	
June	9,811	

QUALITY

	Quantity	Base Number	Contract	AT	Region	England
% of FP17s for the same patient ID Re-attending within 3 months - Children	93	1,359	6.8%	10.2%	11.8%	11.8%
% of FP17s for the same patient ID Re-attending within 3 months - Adults	486	2,999	16.2%	15.4%	16.7%	15.6%
% of FP17s for the same patient ID Re-attending between 3 & 9 months - Children	711	1,359	52.3%	49.0%	48.6%	58.8%
% of FP17s for the same patient ID Re-attending between 3 & 9 months - Adults	1,081	2,999	36.0%	38.7%	39.1%	51.0%
% of FP17s for Band 1 Urgent Courses	652	4,082	16.0%	10.2%	10.6%	9.0%
% of FP17s Relating to Free Repair or Replacements	4	4,082	0.1%	0.6%	0.5%	0.8%
% of FP17s Relating to Continuations	73	4,082	1.8%	0.9%	0.7%	0.9%
% of Patients satisfied with the dentistry they have received	0	0	N/A	91.8%	90.2%	93.2%
% of Patients satisfied with the time they had to wait for an appointment	0	0	N/A	87.2%	85.0%	88.3%

* This is based on patients treated on this contract for their most recent course of treatment. Figures in italics indicate the base number of FP17s or Patient Questionnaire responses are less than 100. N/A is shown where the base number of responses is less than 10 during the period. % is calculated as Quantity/Base number*100

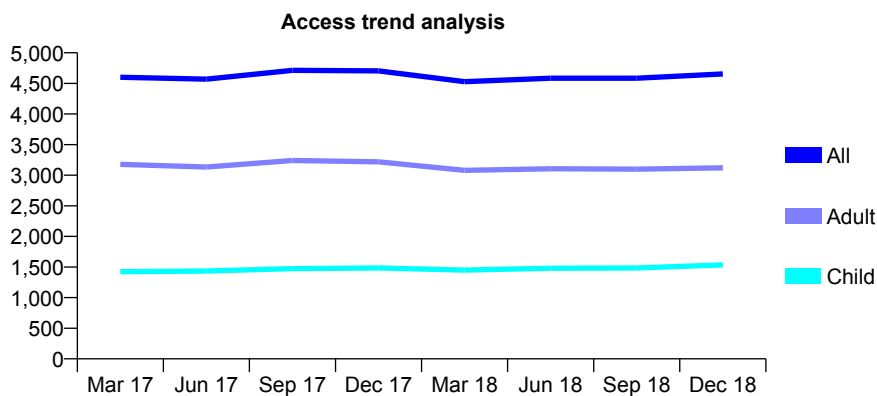
Q63 - Vital Signs At a Glance Contract Report for 126632/0003 - December 2018

Name or company name	Perfect Smile Surgery Limited
Contract type name	GDS Contract
Purpose of contract	General
Contract start date	01/04/2010
Contract end date	

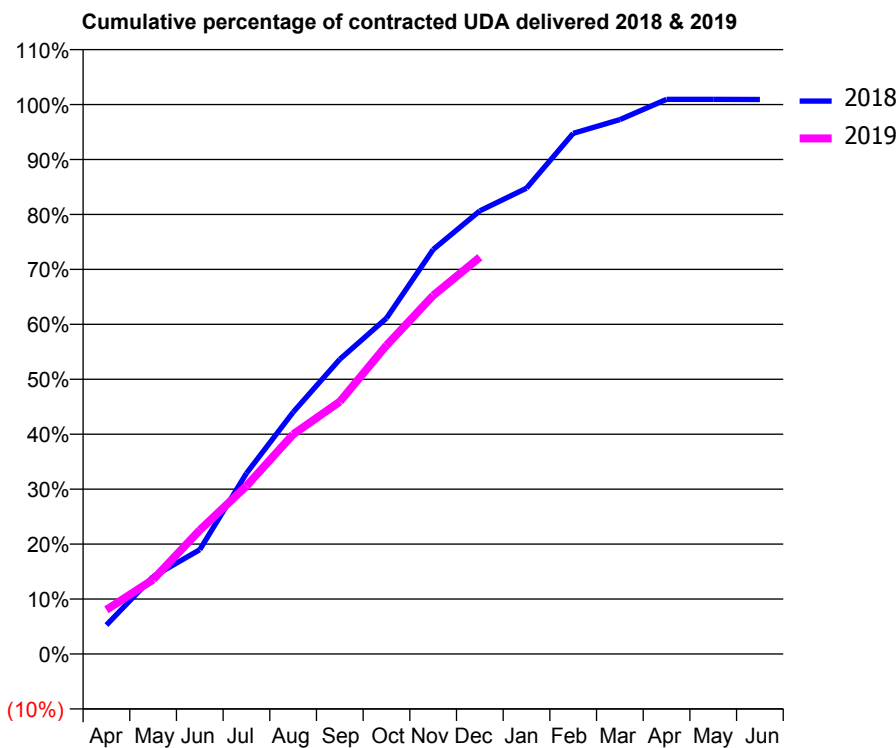
18/19 Contracted general activity (UDA)	8,000
Carry forward general activity (UDA)	-73
18/19 Contracted orthodontic activity (UOA)	0
Carry forward orthodontic activity (UOA)	0
Baseline contract value	£192,033.00

ACCESS*

Patients seen in 24 months	Total	Change since previous quarter
Quarter ending December 2017	4,704	
Quarter ending March 2018	4,528	↓
Quarter ending June 2018	4,586	→
Quarter ending September 2018	4,584	→
Quarter ending December 2018	4,655	→
Variance since December 2017	(1.0%)	↓



ACTIVITY



Month	Adjusted Scheduled Activity (UDA)	
	2018	2019
April	423	644
May	1,126	1,084
June	1,520	1,804
July	2,631	2,447
August	3,520	3,199
September	4,291	3,674
October	4,889	4,493
November	5,890	5,220
December	6,452	5,777
January	6,782	
February	7,581	
March	7,780	
April	8,074	
May	8,074	
June	8,073	

QUALITY

	Quantity	Base Number	Contract	AT	Region	England
% of FP17s for the same patient ID Re-attending within 3 months - Children	96	1,366	7.0%	10.2%	11.8%	11.8%
% of FP17s for the same patient ID Re-attending within 3 months - Adults	269	2,175	12.4%	15.4%	16.7%	15.6%
% of FP17s for the same patient ID Re-attending between 3 & 9 months - Children	581	1,366	42.5%	49.0%	48.6%	58.8%
% of FP17s for the same patient ID Re-attending between 3 & 9 months - Adults	556	2,175	25.6%	38.7%	39.1%	51.0%
% of FP17s for Band 1 Urgent Courses	447	3,373	13.3%	10.2%	10.6%	9.0%
% of FP17s Relating to Free Repair or Replacements	8	3,373	0.2%	0.6%	0.5%	0.8%
% of FP17s Relating to Continuations	26	3,373	0.8%	0.9%	0.7%	0.9%
% of Patients satisfied with the dentistry they have received	1	1	N/A	91.8%	90.2%	93.2%
% of Patients satisfied with the time they had to wait for an appointment	0	1	N/A	87.2%	85.0%	88.3%

* This is based on patients treated on this contract for their most recent course of treatment. Figures in italics indicate the base number of FP17s or Patient Questionnaire responses are less than 100. N/A is shown where the base number of responses is less than 10 during the period. % is calculated as Quantity/Base number*100

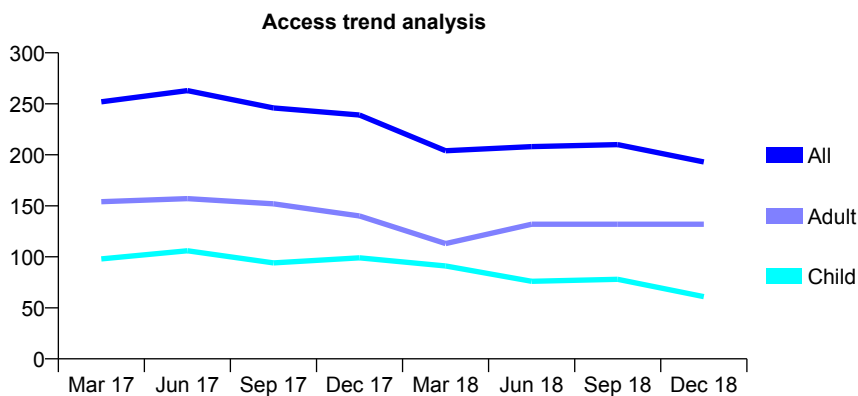
Q63 - Vital Signs At a Glance Contract Report for 129410/0001 - December 2018

Name or company name	Miss N Khoobehi
Contract type name	GDS Contract
Purpose of contract	General
Contract start date	29/06/2012
Contract end date	

18/19 Contracted general activity (UDA)	844
Carry forward general activity (UDA)	-5
18/19 Contracted orthodontic activity (UOA)	0
Carry forward orthodontic activity (UOA)	0
Baseline contract value	£24,207.91

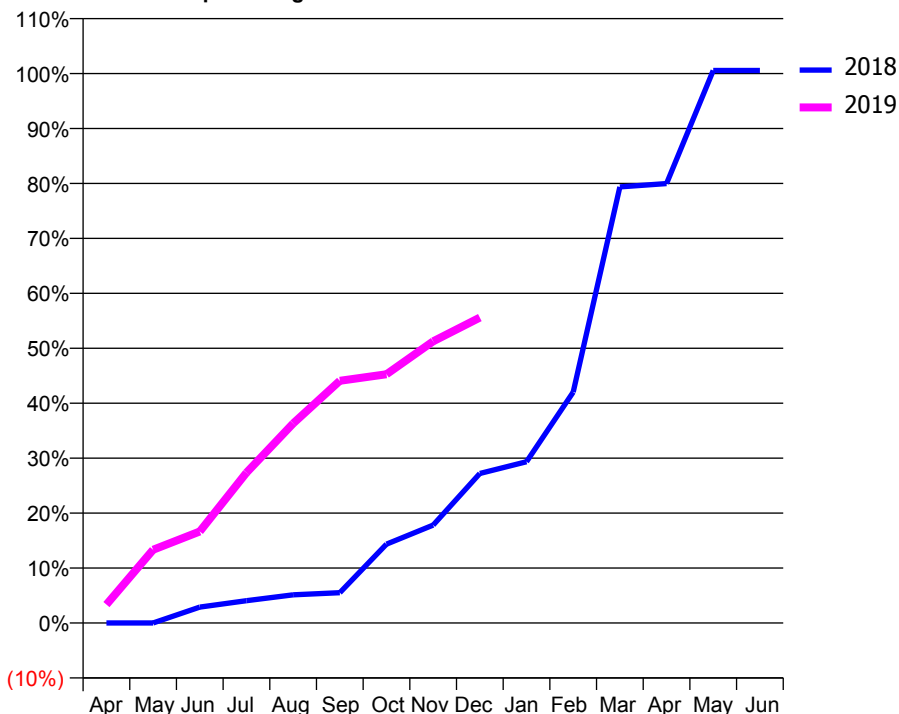
ACCESS*

Patients seen in 24 months	Total	Change since previous quarter
Quarter ending December 2017	239	
Quarter ending March 2018	204	↓
Quarter ending June 2018	208	→
Quarter ending September 2018	210	→
Quarter ending December 2018	193	↓
Variance since December 2017	(19.2%)	↓



ACTIVITY

Cumulative percentage of contracted UDA delivered 2018 & 2019



Month	Adjusted Scheduled Activity (UDA)	
	2018	2019
April	0	28
May	0	113
June	24	141
July	34	231
August	43	307
September	47	372
October	121	382
November	150	433
December	230	469
January	248	
February	355	
March	670	
April	675	
May	849	
June	849	

QUALITY

	Quantity	Base Number	Contract	AT	Region	England
% of FP17s for the same patient ID Re-attending within 3 months - Children	6	67	9.0%	10.2%	11.8%	11.8%
% of FP17s for the same patient ID Re-attending within 3 months - Adults	2	98	2.0%	15.4%	16.7%	15.6%
% of FP17s for the same patient ID Re-attending between 3 & 9 months - Children	14	67	20.9%	49.0%	48.6%	58.8%
% of FP17s for the same patient ID Re-attending between 3 & 9 months - Adults	18	98	18.4%	38.7%	39.1%	51.0%
% of FP17s for Band 1 Urgent Courses	16	122	13.1%	10.2%	10.6%	9.0%
% of FP17s Relating to Free Repair or Replacements	1	122	0.8%	0.6%	0.5%	0.8%
% of FP17s Relating to Continuations	1	122	0.8%	0.9%	0.7%	0.9%
% of Patients satisfied with the dentistry they have received	0	0	N/A	91.8%	90.2%	93.2%
% of Patients satisfied with the time they had to wait for an appointment	0	0	N/A	87.2%	85.0%	88.3%

* This is based on patients treated on this contract for their most recent course of treatment. Figures in italics indicate the base number of FP17s or Patient Questionnaire responses are less than 100. N/A is shown where the base number of responses is less than 10 during the period. % is calculated as Quantity/Base number*100

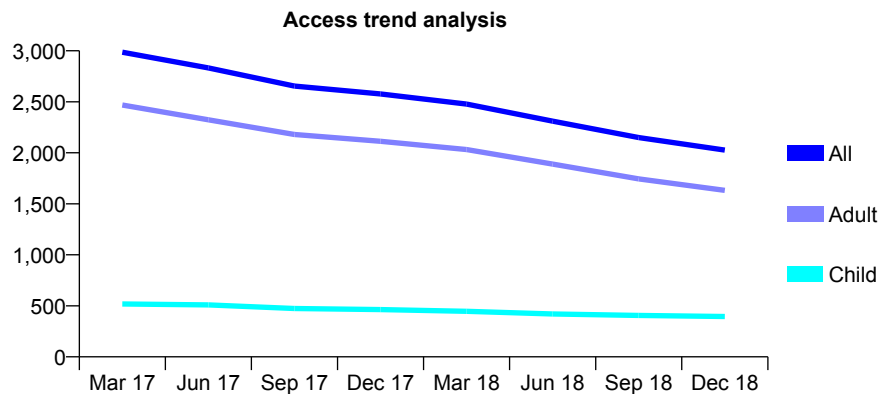
Q63 - Vital Signs At a Glance Contract Report for 129682/0001 - December 2018

Name or company name	Jazz Dental Practice
Contract type name	GDS Contract
Purpose of contract	General
Contract start date	30/05/2014
Contract end date	

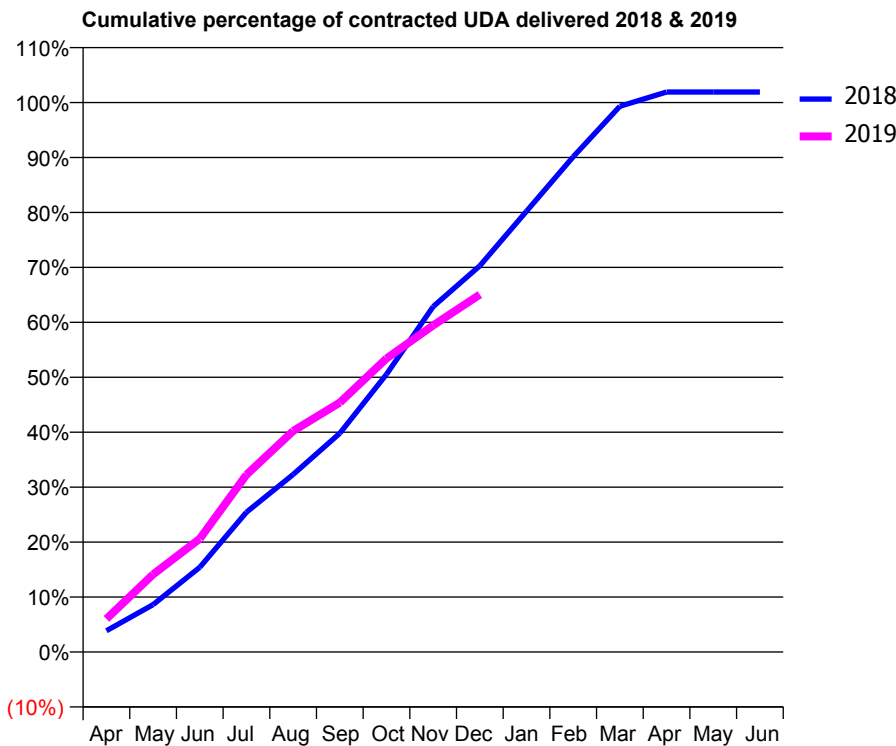
18/19 Contracted general activity (UDA)	9,543
Carry forward general activity (UDA)	-183
18/19 Contracted orthodontic activity (UOA)	0
Carry forward orthodontic activity (UOA)	0
Baseline contract value	£241,960.87

ACCESS*

Patients seen in 24 months	Total	Change since previous quarter
Quarter ending December 2017	2,577	
Quarter ending March 2018	2,478	↓
Quarter ending June 2018	2,310	↓
Quarter ending September 2018	2,150	↓
Quarter ending December 2018	2,027	↓
Variance since December 2017	(21.3%)	↓



ACTIVITY



Month	Adjusted Scheduled Activity (UDA)	
	2018	2019
April	369	575
May	822	1,348
June	1,473	1,966
July	2,427	3,078
August	3,083	3,838
September	3,798	4,332
October	4,823	5,098
November	5,998	5,672
December	6,708	6,209
January	7,656	
February	8,600	
March	9,477	
April	9,726	
May	9,726	
June	9,726	

QUALITY

	Quantity	Base Number	Contract	AT	Region	England
% of FP17s for the same patient ID Re-attending within 3 months - Children	44	356	12.4%	10.2%	11.8%	11.8%
% of FP17s for the same patient ID Re-attending within 3 months - Adults	253	1,327	19.1%	15.4%	16.7%	15.6%
% of FP17s for the same patient ID Re-attending between 3 & 9 months - Children	137	356	38.5%	49.0%	48.6%	58.8%
% of FP17s for the same patient ID Re-attending between 3 & 9 months - Adults	452	1,327	34.1%	38.7%	39.1%	51.0%
% of FP17s for Band 1 Urgent Courses	368	1,624	22.7%	10.2%	10.6%	9.0%
% of FP17s Relating to Free Repair or Replacements	2	1,624	0.1%	0.6%	0.5%	0.8%
% of FP17s Relating to Continuations	21	1,624	1.3%	0.9%	0.7%	0.9%
% of Patients satisfied with the dentistry they have received	0	0	N/A	91.8%	90.2%	93.2%
% of Patients satisfied with the time they had to wait for an appointment	0	0	N/A	87.2%	85.0%	88.3%

* This is based on patients treated on this contract for their most recent course of treatment. Figures in italics indicate the base number of FP17s or Patient Questionnaire responses are less than 100. N/A is shown where the base number of responses is less than 10 during the period. % is calculated as Quantity/Base number*100

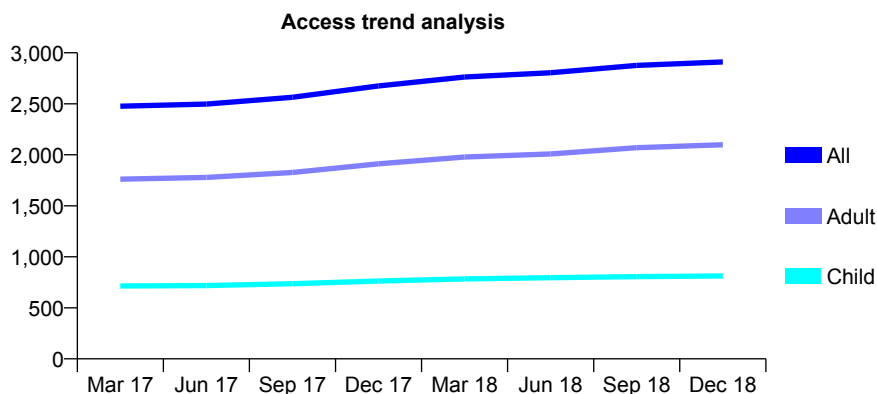
Q63 - Vital Signs At a Glance Contract Report for 130214/0001 - December 2018

Name or company name	Crofton Park Dental Practice Ltd
Contract type name	GDS Contract
Purpose of contract	General
Contract start date	01/04/2013
Contract end date	

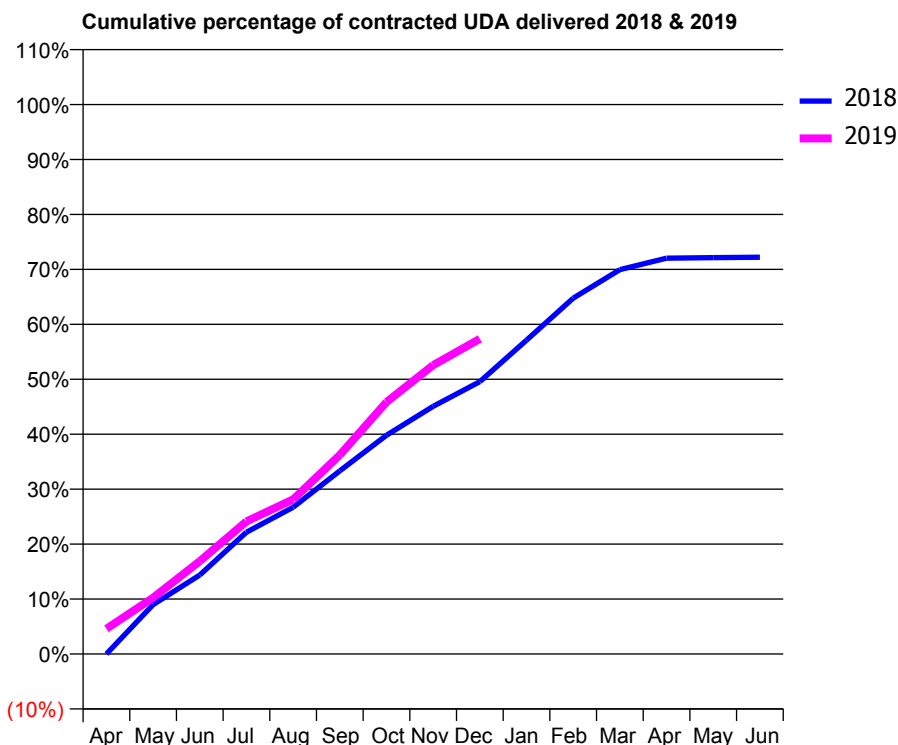
18/19 Contracted general activity (UDA)	10,330
Carry forward general activity (UDA)	0
18/19 Contracted orthodontic activity (UOA)	0
Carry forward orthodontic activity (UOA)	0
Baseline contract value	£268,306.29

ACCESS*

Patients seen in 24 months	Total	Change since previous quarter
Quarter ending December 2017	2,675	
Quarter ending March 2018	2,763	↑
Quarter ending June 2018	2,804	→
Quarter ending September 2018	2,876	↑
Quarter ending December 2018	2,911	→
Variance since December 2017	8.8%	↑



ACTIVITY



Month	Adjusted Scheduled Activity (UDA)	
	2018	2019
April	0	474
May	929	1,059
June	1,485	1,747
July	2,291	2,493
August	2,759	2,906
September	3,443	3,742
October	4,113	4,738
November	4,656	5,431
December	5,121	5,924
January	5,900	
February	6,689	
March	7,227	
April	7,442	
May	7,453	
June	7,460	

QUALITY

	Quantity	Base Number	Contract	AT	Region	England
% of FP17s for the same patient ID Re-attending within 3 months - Children	59	824	7.2%	10.2%	11.8%	11.8%
% of FP17s for the same patient ID Re-attending within 3 months - Adults	402	2,094	19.2%	15.4%	16.7%	15.6%
% of FP17s for the same patient ID Re-attending between 3 & 9 months - Children	420	824	51.0%	49.0%	48.6%	58.8%
% of FP17s for the same patient ID Re-attending between 3 & 9 months - Adults	817	2,094	39.0%	38.7%	39.1%	51.0%
% of FP17s for Band 1 Urgent Courses	324	2,781	11.7%	10.2%	10.6%	9.0%
% of FP17s Relating to Free Repair or Replacements	12	2,781	0.4%	0.6%	0.5%	0.8%
% of FP17s Relating to Continuations	14	2,781	0.5%	0.9%	0.7%	0.9%
% of Patients satisfied with the dentistry they have received	0	0	N/A	91.8%	90.2%	93.2%
% of Patients satisfied with the time they had to wait for an appointment	0	0	N/A	87.2%	85.0%	88.3%

* This is based on patients treated on this contract for their most recent course of treatment. Figures in italics indicate the base number of FP17s or Patient Questionnaire responses are less than 100. N/A is shown where the base number of responses is less than 10 during the period. % is calculated as Quantity/Base number*100

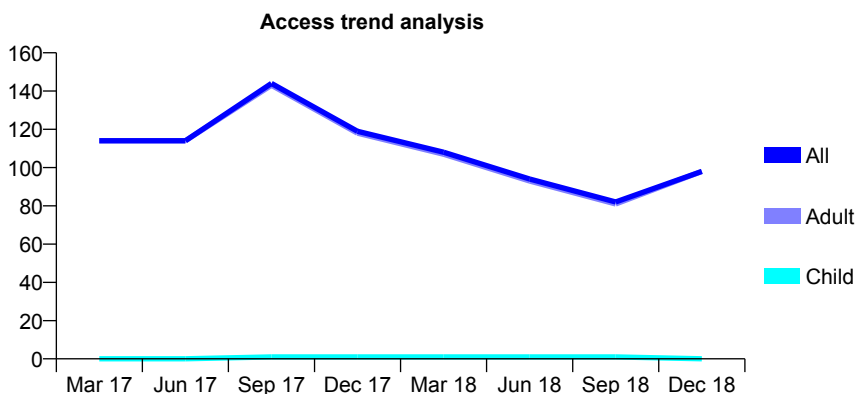
Q63 - Vital Signs At a Glance Contract Report for 130214/0002 - December 2018

Name or company name	Crofton Park Dental Practice Ltd
Contract type name	PDS Contract
Purpose of contract	General
Contract start date	01/04/2013
Contract end date	31/03/2020

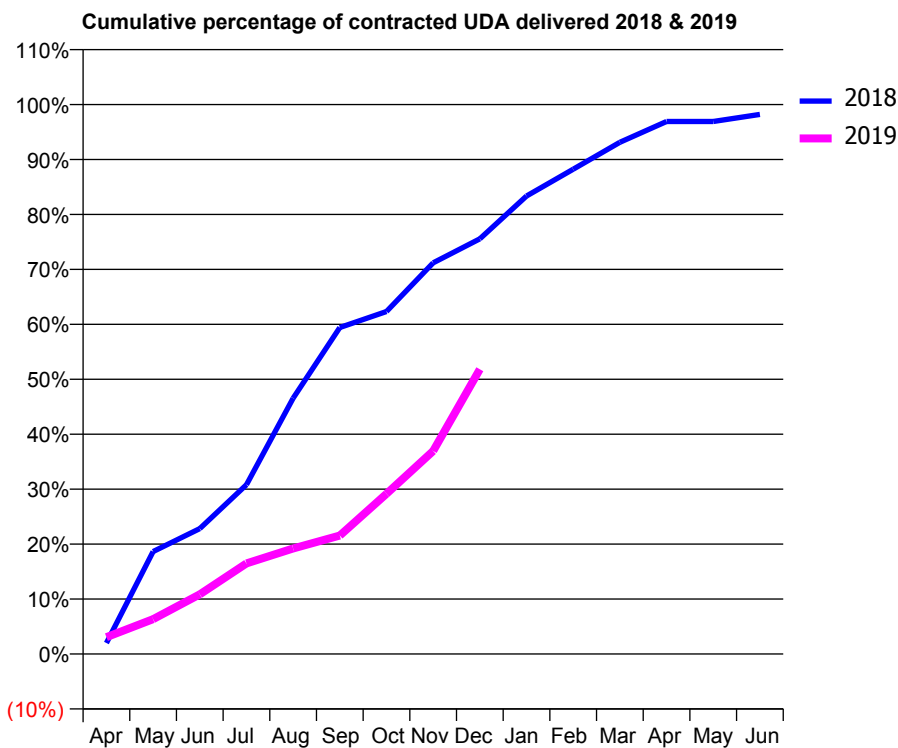
18/19 Contracted general activity (UDA)	552
Carry forward general activity (UDA)	0
18/19 Contracted orthodontic activity (UOA)	0
Carry forward orthodontic activity (UOA)	0
Baseline contract value	£101,685.60

ACCESS*

Patients seen in 24 months	Total	Change since previous quarter
Quarter ending December 2017	119	
Quarter ending March 2018	108	↓
Quarter ending June 2018	94	↓
Quarter ending September 2018	82	↓
Quarter ending December 2018	98	↑
Variance since December 2017	(17.6%)	↓



ACTIVITY



Month	Adjusted Scheduled Activity (UDA)	
	2018	2019
April	11	17
May	103	35
June	126	60
July	170	91
August	257	106
September	328	119
October	344	161
November	393	204
December	417	286
January	460	
February	487	
March	514	
April	535	
May	535	
June	542	

QUALITY

	Quantity	Base Number	Contract	AT	Region	England
% of FP17s for the same patient ID Re-attending within 3 months - Children	0	0	N/A	10.2%	11.8%	11.8%
% of FP17s for the same patient ID Re-attending within 3 months - Adults	1	128	0.8%	15.4%	16.7%	15.6%
% of FP17s for the same patient ID Re-attending between 3 & 9 months - Children	0	0	N/A	49.0%	48.6%	58.8%
% of FP17s for the same patient ID Re-attending between 3 & 9 months - Adults	0	128	0.0%	38.7%	39.1%	51.0%
% of FP17s for Band 1 Urgent Courses	0	114	0.0%	10.2%	10.6%	9.0%
% of FP17s Relating to Free Repair or Replacements	0	114	0.0%	0.6%	0.5%	0.8%
% of FP17s Relating to Continuations	0	114	0.0%	0.9%	0.7%	0.9%
% of Patients satisfied with the dentistry they have received	0	0	N/A	91.8%	90.2%	93.2%
% of Patients satisfied with the time they had to wait for an appointment	0	0	N/A	87.2%	85.0%	88.3%

* This is based on patients treated on this contract for their most recent course of treatment. Figures in italics indicate the base number of FP17s or Patient Questionnaire responses are less than 100. N/A is shown where the base number of responses is less than 10 during the period. % is calculated as Quantity/Base number*100

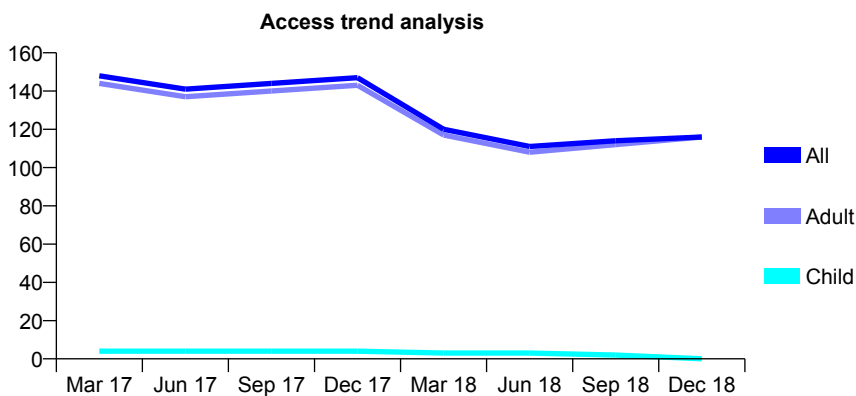
Q63 - Vital Signs At a Glance Contract Report for 130214/0003 - December 2018

Name or company name	Crofton Park Dental Practice Ltd
Contract type name	PDS Contract
Purpose of contract	General
Contract start date	01/04/2013
Contract end date	31/03/2019

18/19 Contracted general activity (UDA)	327
Carry forward general activity (UDA)	0
18/19 Contracted orthodontic activity (UOA)	0
Carry forward orthodontic activity (UOA)	0
Baseline contract value	£64,918.98

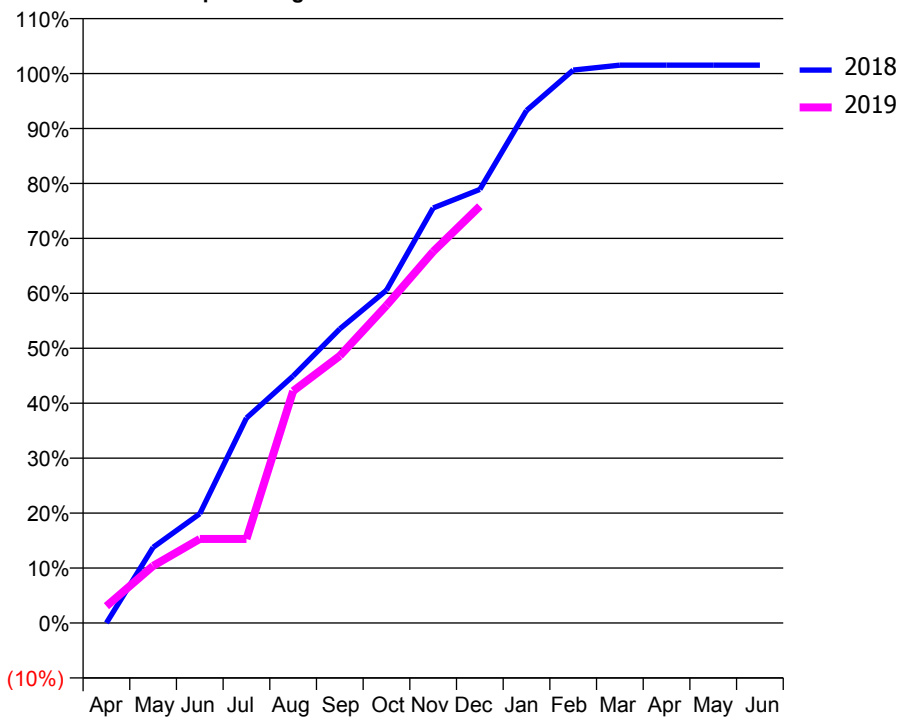
ACCESS*

Patients seen in 24 months	Total	Change since previous quarter
Quarter ending December 2017	147	
Quarter ending March 2018	120	↓
Quarter ending June 2018	111	↓
Quarter ending September 2018	114	↑
Quarter ending December 2018	116	→
Variance since December 2017	(21.1%)	↓



ACTIVITY

Cumulative percentage of contracted UDA delivered 2018 & 2019



Month	Adjusted Scheduled Activity (UDA)	
	2018	2019
April	0	10
May	45	34
June	65	50
July	122	50
August	147	138
September	175	159
October	198	189
November	247	221
December	258	248
January	305	
February	329	
March	332	
April	332	
May	332	
June	332	

QUALITY

	Quantity	Base Number	Contract	AT	Region	England
% of FP17s for the same patient ID Re-attending within 3 months - Children	0	0	N/A	10.2%	11.8%	11.8%
% of FP17s for the same patient ID Re-attending within 3 months - Adults	0	98	0.0%	15.4%	16.7%	15.6%
% of FP17s for the same patient ID Re-attending between 3 & 9 months - Children	0	0	N/A	49.0%	48.6%	58.8%
% of FP17s for the same patient ID Re-attending between 3 & 9 months - Adults	0	98	0.0%	38.7%	39.1%	51.0%
% of FP17s for Band 1 Urgent Courses	0	98	0.0%	10.2%	10.6%	9.0%
% of FP17s Relating to Free Repair or Replacements	0	98	0.0%	0.6%	0.5%	0.8%
% of FP17s Relating to Continuations	0	98	0.0%	0.9%	0.7%	0.9%
% of Patients satisfied with the dentistry they have received	0	0	N/A	91.8%	90.2%	93.2%
% of Patients satisfied with the time they had to wait for an appointment	0	0	N/A	87.2%	85.0%	88.3%

* This is based on patients treated on this contract for their most recent course of treatment. Figures in italics indicate the base number of FP17s or Patient Questionnaire responses are less than 100. N/A is shown where the base number of responses is less than 10 during the period. % is calculated as Quantity/Base number*100

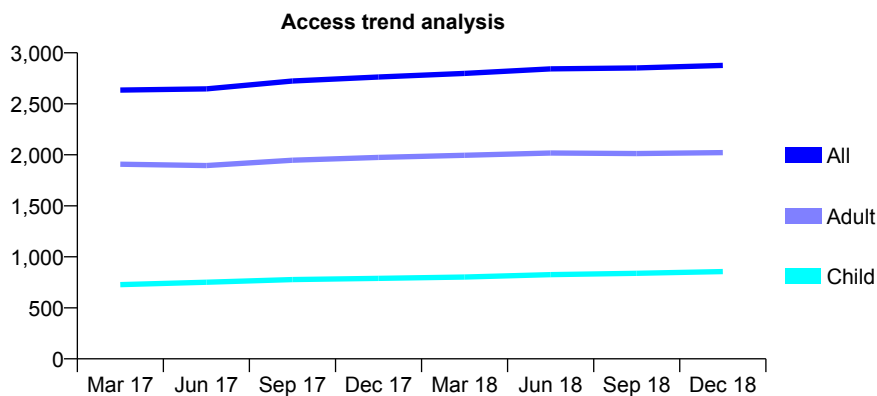
Q63 - Vital Signs At a Glance Contract Report for 131490/0001 - December 2018

Name or company name	Gracefield Dental Practice
Contract type name	GDS Contract
Purpose of contract	General
Contract start date	01/04/2012
Contract end date	

18/19 Contracted general activity (UDA)	7,491
Carry forward general activity (UDA)	-2
18/19 Contracted orthodontic activity (UOA)	0
Carry forward orthodontic activity (UOA)	0
Baseline contract value	£216,026.43

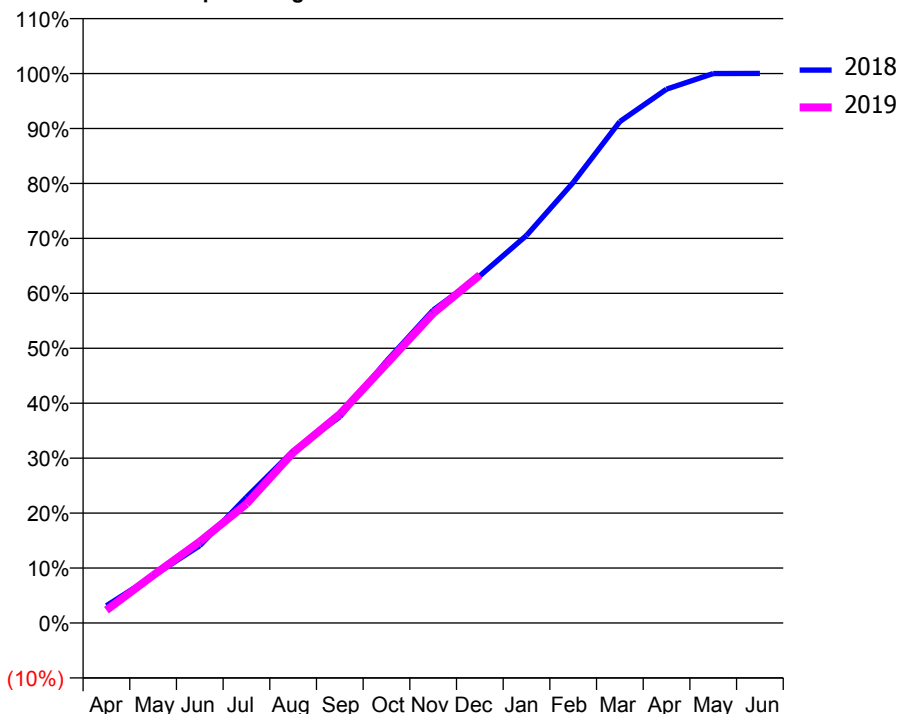
ACCESS*

Patients seen in 24 months	Total	Change since previous quarter
Quarter ending December 2017	2,763	
Quarter ending March 2018	2,798	→
Quarter ending June 2018	2,843	→
Quarter ending September 2018	2,851	→
Quarter ending December 2018	2,876	→
Variance since December 2017	4.1%	↑



ACTIVITY

Cumulative percentage of contracted UDA delivered 2018 & 2019



Month	Adjusted Scheduled Activity (UDA)	
	2018	2019
April	236	176
May	642	649
June	1,055	1,110
July	1,715	1,625
August	2,347	2,324
September	2,812	2,847
October	3,571	3,533
November	4,266	4,223
December	4,732	4,744
January	5,284	
February	6,005	
March	6,836	
April	7,278	
May	7,491	
June	7,493	

QUALITY

	Quantity	Base Number	Contract	AT	Region	England
% of FP17s for the same patient ID Re-attending within 3 months - Children	69	753	9.2%	10.2%	11.8%	11.8%
% of FP17s for the same patient ID Re-attending within 3 months - Adults	243	1,563	15.5%	15.4%	16.7%	15.6%
% of FP17s for the same patient ID Re-attending between 3 & 9 months - Children	304	753	40.4%	49.0%	48.6%	58.8%
% of FP17s for the same patient ID Re-attending between 3 & 9 months - Adults	514	1,563	32.9%	38.7%	39.1%	51.0%
% of FP17s for Band 1 Urgent Courses	260	2,118	12.3%	10.2%	10.6%	9.0%
% of FP17s Relating to Free Repair or Replacements	10	2,118	0.5%	0.6%	0.5%	0.8%
% of FP17s Relating to Continuations	30	2,118	1.4%	0.9%	0.7%	0.9%
% of Patients satisfied with the dentistry they have received	0	0	N/A	91.8%	90.2%	93.2%
% of Patients satisfied with the time they had to wait for an appointment	0	0	N/A	87.2%	85.0%	88.3%

* This is based on patients treated on this contract for their most recent course of treatment. Figures in italics indicate the base number of FP17s or Patient Questionnaire responses are less than 100. N/A is shown where the base number of responses is less than 10 during the period. % is calculated as Quantity/Base number*100

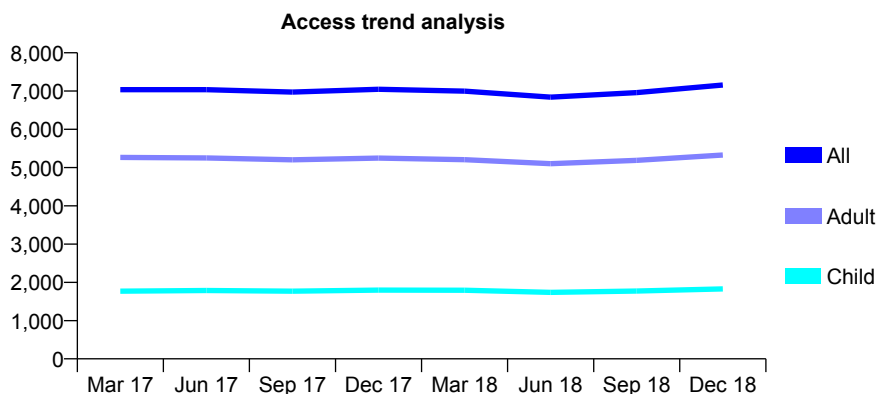
Q63 - Vital Signs At a Glance Contract Report for 132861/0001 - December 2018

Name or company name	London Road Dental Centre
Contract type name	GDS Contract
Purpose of contract	General
Contract start date	01/04/2006
Contract end date	

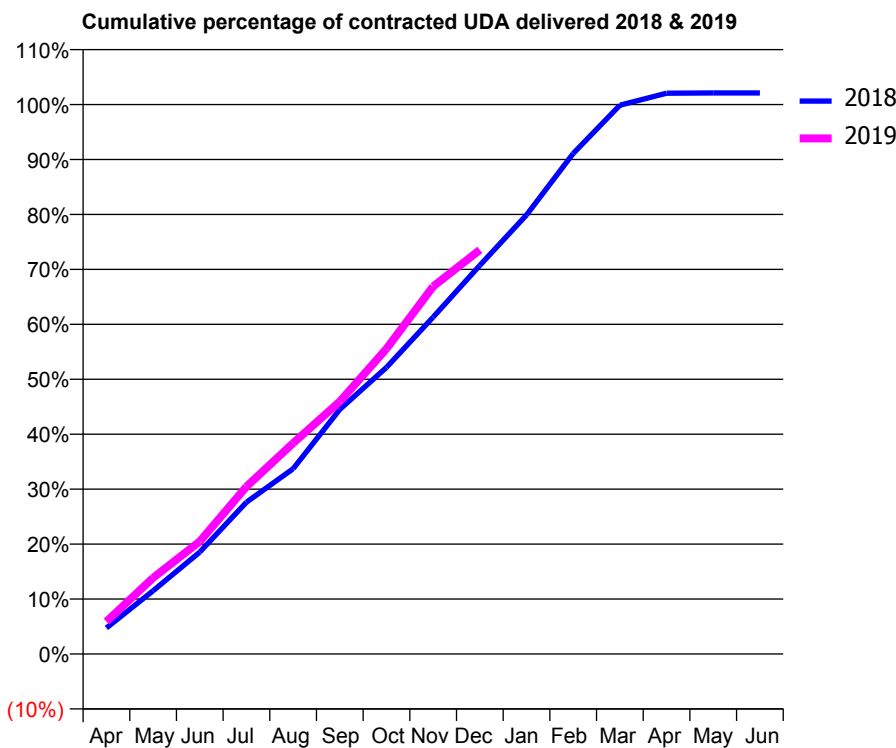
18/19 Contracted general activity (UDA)	24,885
Carry forward general activity (UDA)	-498
18/19 Contracted orthodontic activity (UOA)	0
Carry forward orthodontic activity (UOA)	0
Baseline contract value	£687,112.93

ACCESS*

Patients seen in 24 months	Total	Change since previous quarter
Quarter ending December 2017	7,045	
Quarter ending March 2018	6,999	→
Quarter ending June 2018	6,840	↓
Quarter ending September 2018	6,960	→
Quarter ending December 2018	7,157	↑
Variance since December 2017	1.6%	→



ACTIVITY



Month	Adjusted Scheduled Activity (UDA)	
	2018	2019
April	1,182	1,472
May	2,868	3,449
June	4,616	5,097
July	6,874	7,580
August	8,389	9,548
September	11,079	11,435
October	12,980	13,828
November	15,259	16,645
December	17,603	18,300
January	19,883	
February	22,666	
March	24,852	
April	25,399	
May	25,409	
June	25,410	

QUALITY

	Quantity	Base Number	Contract	AT	Region	England
% of FP17s for the same patient ID Re-attending within 3 months - Children	138	1,484	9.3%	10.2%	11.8%	11.8%
% of FP17s for the same patient ID Re-attending within 3 months - Adults	647	3,801	17.0%	15.4%	16.7%	15.6%
% of FP17s for the same patient ID Re-attending between 3 & 9 months - Children	472	1,484	31.8%	49.0%	48.6%	58.8%
% of FP17s for the same patient ID Re-attending between 3 & 9 months - Adults	926	3,801	24.4%	38.7%	39.1%	51.0%
% of FP17s for Band 1 Urgent Courses	708	5,124	13.8%	10.2%	10.6%	9.0%
% of FP17s Relating to Free Repair or Replacements	8	5,124	0.2%	0.6%	0.5%	0.8%
% of FP17s Relating to Continuations	45	5,124	0.9%	0.9%	0.7%	0.9%
% of Patients satisfied with the dentistry they have received	0	0	N/A	91.8%	90.2%	93.2%
% of Patients satisfied with the time they had to wait for an appointment	0	0	N/A	87.2%	85.0%	88.3%

* This is based on patients treated on this contract for their most recent course of treatment. Figures in italics indicate the base number of FP17s or Patient Questionnaire responses are less than 100. N/A is shown where the base number of responses is less than 10 during the period. % is calculated as Quantity/Base number*100

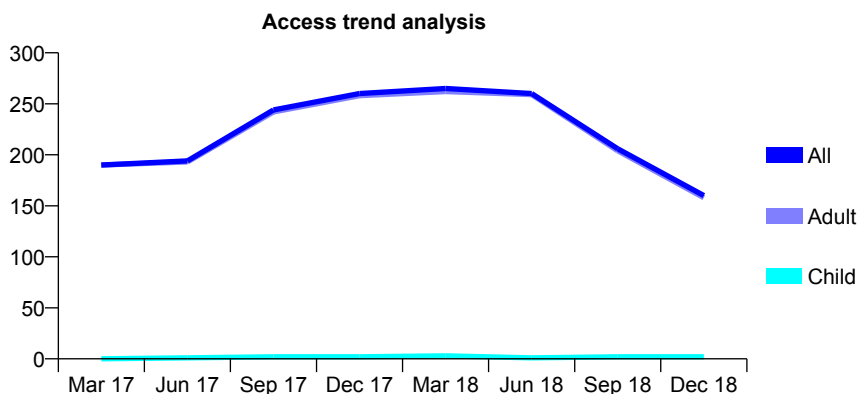
Q63 - Vital Signs At a Glance Contract Report for 133167/0002 - December 2018

Name or company name	Nitin Nagpaul and Hayley Seresht
Contract type name	PDS Contract
Purpose of contract	General
Contract start date	01/09/2010
Contract end date	30/06/2018

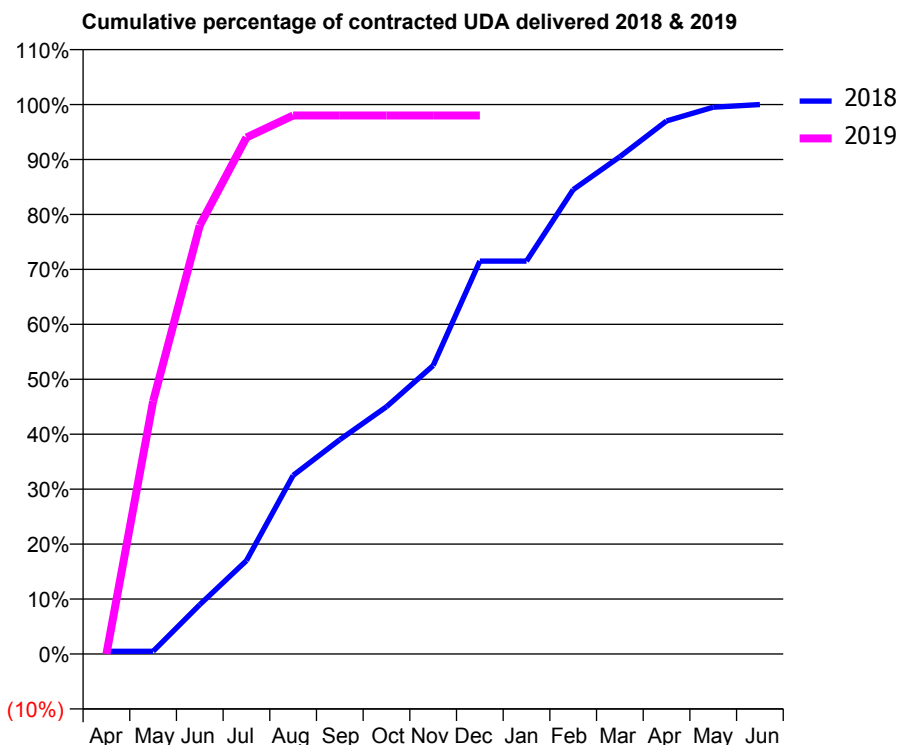
18/19 Contracted general activity (UDA)	150
Carry forward general activity (UDA)	0
18/19 Contracted orthodontic activity (UOA)	0
Carry forward orthodontic activity (UOA)	0
Baseline contract value	£7,515.08

ACCESS*

Patients seen in 24 months	Total	Change since previous quarter
Quarter ending December 2017	260	
Quarter ending March 2018	265	→
Quarter ending June 2018	260	↓
Quarter ending September 2018	206	↓
Quarter ending December 2018	160	↓
Variance since December 2017	(38.5%)	↓



ACTIVITY



Month	Adjusted Scheduled Activity (UDA)	
	2018	2019
April	3	0
May	3	69
June	54	117
July	102	141
August	195	147
September	234	147
October	270	147
November	315	147
December	429	147
January	429	
February	507	
March	543	
April	582	
May	597	
June	600	

QUALITY

	Quantity	Base Number	Contract	AT	Region	England
% of FP17s for the same patient ID Re-attending within 3 months - Children	0	2	0.0%	10.2%	11.8%	11.8%
% of FP17s for the same patient ID Re-attending within 3 months - Adults	0	66	0.0%	15.4%	16.7%	15.6%
% of FP17s for the same patient ID Re-attending between 3 & 9 months - Children	0	2	0.0%	49.0%	48.6%	58.8%
% of FP17s for the same patient ID Re-attending between 3 & 9 months - Adults	0	66	0.0%	38.7%	39.1%	51.0%
% of FP17s for Band 1 Urgent Courses	0	49	0.0%	10.2%	10.6%	9.0%
% of FP17s Relating to Free Repair or Replacements	0	49	0.0%	0.6%	0.5%	0.8%
% of FP17s Relating to Continuations	0	49	0.0%	0.9%	0.7%	0.9%
% of Patients satisfied with the dentistry they have received	0	0	N/A	91.8%	90.2%	93.2%
% of Patients satisfied with the time they had to wait for an appointment	0	0	N/A	87.2%	85.0%	88.3%

* This is based on patients treated on this contract for their most recent course of treatment. Figures in italics indicate the base number of FP17s or Patient Questionnaire responses are less than 100. N/A is shown where the base number of responses is less than 10 during the period. % is calculated as Quantity/Base number*100

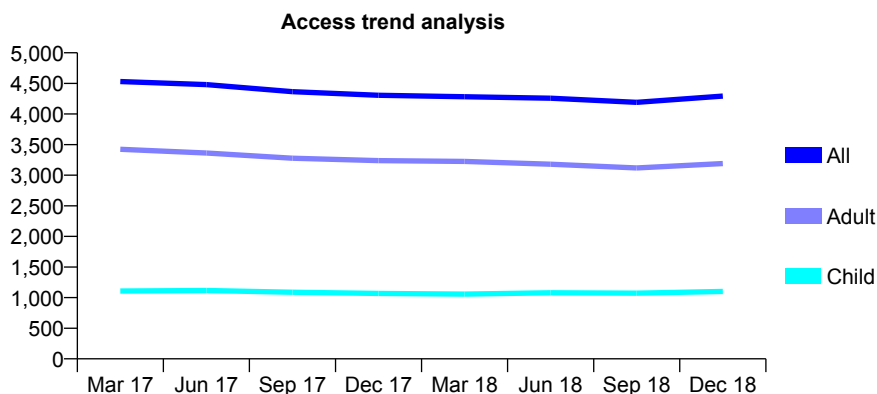
Q63 - Vital Signs At a Glance Contract Report for 134791/0002 - December 2018

Name or company name	The Beulah Hill Dental Centre
Contract type name	GDS Contract
Purpose of contract	General
Contract start date	01/04/2006
Contract end date	

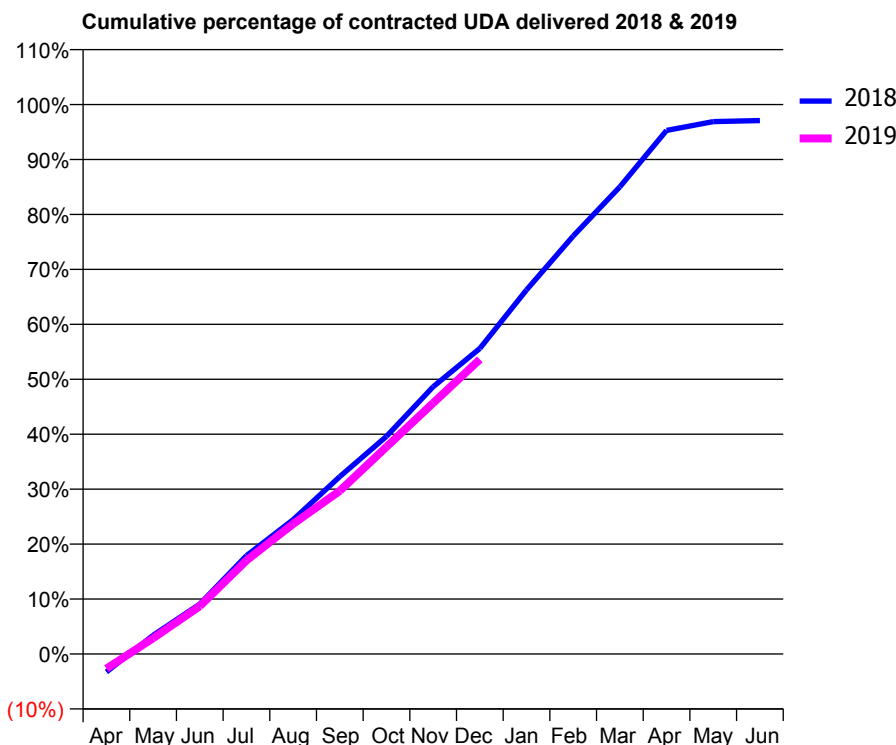
18/19 Contracted general activity (UDA)	16,990
Carry forward general activity (UDA)	497
18/19 Contracted orthodontic activity (UOA)	0
Carry forward orthodontic activity (UOA)	0
Baseline contract value	£421,865.83

ACCESS*

Patients seen in 24 months	Total	Change since previous quarter
Quarter ending December 2017	4,307	
Quarter ending March 2018	4,282	→
Quarter ending June 2018	4,259	→
Quarter ending September 2018	4,191	↓
Quarter ending December 2018	4,293	↑
Variance since December 2017	(0.3%)	→



ACTIVITY



Adjusted Scheduled Activity (UDA)		
Month	2018	2019
April	-557	-454
May	580	490
June	1,543	1,478
July	3,042	2,892
August	4,156	4,022
September	5,486	5,044
October	6,730	6,405
November	8,263	7,760
December	9,446	9,110
January	11,259	
February	12,924	
March	14,447	
April	16,187	
May	16,463	
June	16,493	

QUALITY

	Quantity	Base Number	Contract	AT	Region	England
% of FP17s for the same patient ID Re-attending within 3 months - Children	78	1,011	7.7%	10.2%	11.8%	11.8%
% of FP17s for the same patient ID Re-attending within 3 months - Adults	542	3,455	15.7%	15.4%	16.7%	15.6%
% of FP17s for the same patient ID Re-attending between 3 & 9 months - Children	534	1,011	52.8%	49.0%	48.6%	58.8%
% of FP17s for the same patient ID Re-attending between 3 & 9 months - Adults	2,002	3,455	57.9%	38.7%	39.1%	51.0%
% of FP17s for Band 1 Urgent Courses	275	3,863	7.1%	10.2%	10.6%	9.0%
% of FP17s Relating to Free Repair or Replacements	67	3,863	1.7%	0.6%	0.5%	0.8%
% of FP17s Relating to Continuations	72	3,863	1.9%	0.9%	0.7%	0.9%
% of Patients satisfied with the dentistry they have received	6	6	N/A	91.8%	90.2%	93.2%
% of Patients satisfied with the time they had to wait for an appointment	6	6	N/A	87.2%	85.0%	88.3%

* This is based on patients treated on this contract for their most recent course of treatment. Figures in italics indicate the base number of FP17s or Patient Questionnaire responses are less than 100. N/A is shown where the base number of responses is less than 10 during the period. % is calculated as Quantity/Base number*100

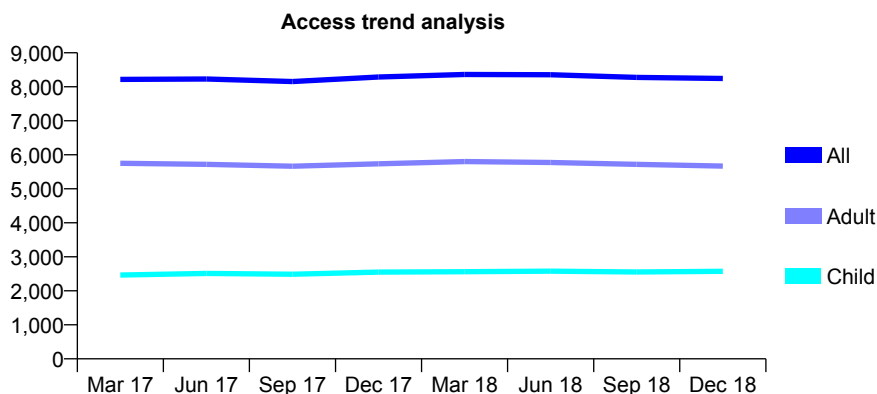
Q63 - Vital Signs At a Glance Contract Report for 135186/0001 - December 2018

Name or company name	Aspire Dental Practice Partnership
Contract type name	GDS Contract
Purpose of contract	General
Contract start date	21/08/2011
Contract end date	

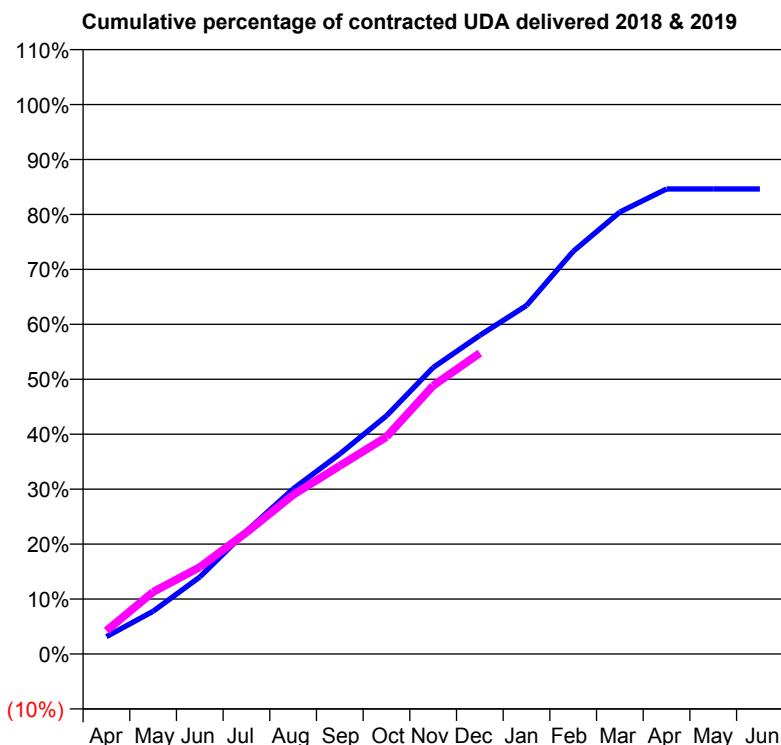
18/19 Contracted general activity (UDA)	25,000
Carry forward general activity (UDA)	0
18/19 Contracted orthodontic activity (UOA)	0
Carry forward orthodontic activity (UOA)	0
Baseline contract value	£642,708.89

ACCESS*

Patients seen in 24 months	Total	Change since previous quarter
Quarter ending December 2017	8,287	
Quarter ending March 2018	8,364	→
Quarter ending June 2018	8,355	→
Quarter ending September 2018	8,275	→
Quarter ending December 2018	8,246	→
Variance since December 2017	(0.5%)	→



ACTIVITY



Month	Adjusted Scheduled Activity (UDA)	
	2018	2019
April	794	1,057
May	1,942	2,823
June	3,504	3,953
July	5,591	5,529
August	7,511	7,242
September	9,101	8,566
October	10,840	9,881
November	13,036	12,209
December	14,494	13,690
January	15,855	
February	18,319	
March	20,111	
April	21,157	
May	21,157	
June	21,159	

QUALITY

	Quantity	Base Number	Contract	AT	Region	England
% of FP17s for the same patient ID Re-attending within 3 months - Children	180	2,297	7.8%	10.2%	11.8%	11.8%
% of FP17s for the same patient ID Re-attending within 3 months - Adults	694	4,530	15.3%	15.4%	16.7%	15.6%
% of FP17s for the same patient ID Re-attending between 3 & 9 months - Children	1,058	2,297	46.1%	49.0%	48.6%	58.8%
% of FP17s for the same patient ID Re-attending between 3 & 9 months - Adults	1,711	4,530	37.8%	38.7%	39.1%	51.0%
% of FP17s for Band 1 Urgent Courses	844	6,424	13.1%	10.2%	10.6%	9.0%
% of FP17s Relating to Free Repair or Replacements	24	6,424	0.4%	0.6%	0.5%	0.8%
% of FP17s Relating to Continuations	79	6,424	1.2%	0.9%	0.7%	0.9%
% of Patients satisfied with the dentistry they have received	1	1	N/A	91.8%	90.2%	93.2%
% of Patients satisfied with the time they had to wait for an appointment	1	1	N/A	87.2%	85.0%	88.3%

* This is based on patients treated on this contract for their most recent course of treatment. Figures in italics indicate the base number of FP17s or Patient Questionnaire responses are less than 100. N/A is shown where the base number of responses is less than 10 during the period. % is calculated as Quantity/Base number*100

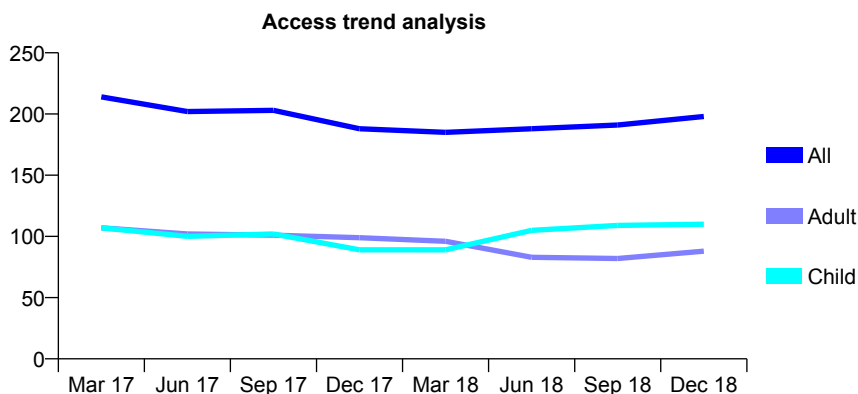
Q63 - Vital Signs At a Glance Contract Report for 135437/0001 - December 2018

Name or company name	Miss N Khoobehi
Contract type name	GDS Contract
Purpose of contract	General
Contract start date	29/06/2012
Contract end date	

18/19 Contracted general activity (UDA)	844
Carry forward general activity (UDA)	-1
18/19 Contracted orthodontic activity (UOA)	0
Carry forward orthodontic activity (UOA)	0
Baseline contract value	£23,112.56

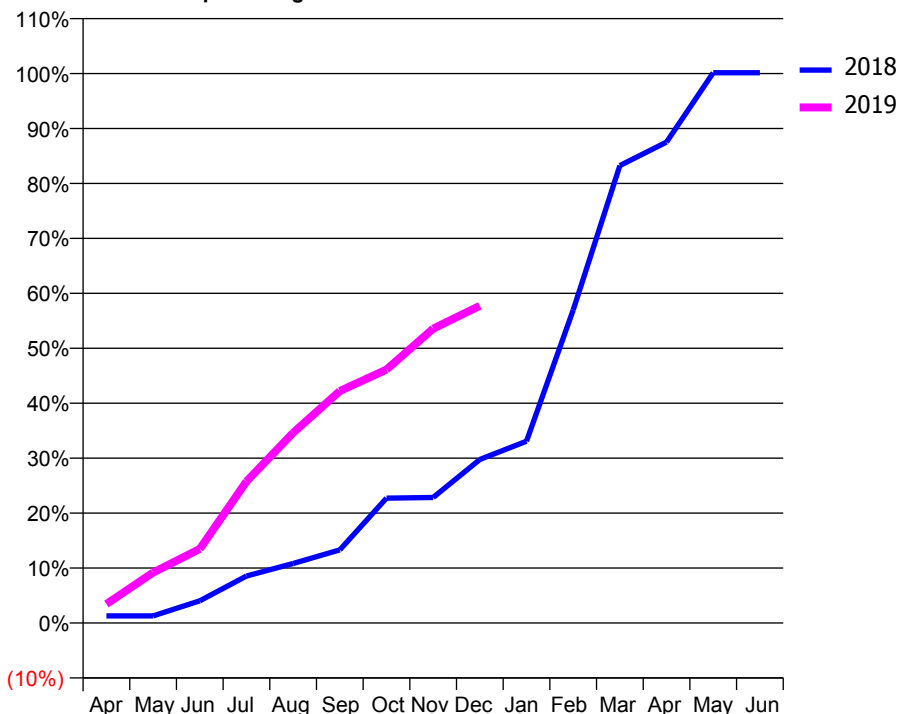
ACCESS*

Patients seen in 24 months	Total	Change since previous quarter
Quarter ending December 2017	188	
Quarter ending March 2018	185	↓
Quarter ending June 2018	188	→
Quarter ending September 2018	191	→
Quarter ending December 2018	198	↑
Variance since December 2017	5.3%	↑



ACTIVITY

Cumulative percentage of contracted UDA delivered 2018 & 2019



Month	Adjusted Scheduled Activity (UDA)	
	2018	2019
April	11	29
May	11	78
June	34	114
July	72	217
August	91	292
September	112	356
October	192	389
November	193	452
December	251	487
January	279	
February	481	
March	703	
April	739	
May	845	
June	845	

QUALITY

	Quantity	Base Number	Contract	AT	Region	England
% of FP17s for the same patient ID Re-attending within 3 months - Children	5	100	5.0%	10.2%	11.8%	11.8%
% of FP17s for the same patient ID Re-attending within 3 months - Adults	7	77	9.1%	15.4%	16.7%	15.6%
% of FP17s for the same patient ID Re-attending between 3 & 9 months - Children	25	100	25.0%	49.0%	48.6%	58.8%
% of FP17s for the same patient ID Re-attending between 3 & 9 months - Adults	21	77	27.3%	38.7%	39.1%	51.0%
% of FP17s for Band 1 Urgent Courses	16	155	10.3%	10.2%	10.6%	9.0%
% of FP17s Relating to Free Repair or Replacements	0	155	0.0%	0.6%	0.5%	0.8%
% of FP17s Relating to Continuations	0	155	0.0%	0.9%	0.7%	0.9%
% of Patients satisfied with the dentistry they have received	0	0	N/A	91.8%	90.2%	93.2%
% of Patients satisfied with the time they had to wait for an appointment	0	0	N/A	87.2%	85.0%	88.3%

* This is based on patients treated on this contract for their most recent course of treatment. Figures in italics indicate the base number of FP17s or Patient Questionnaire responses are less than 100. N/A is shown where the base number of responses is less than 10 during the period. % is calculated as Quantity/Base number*100

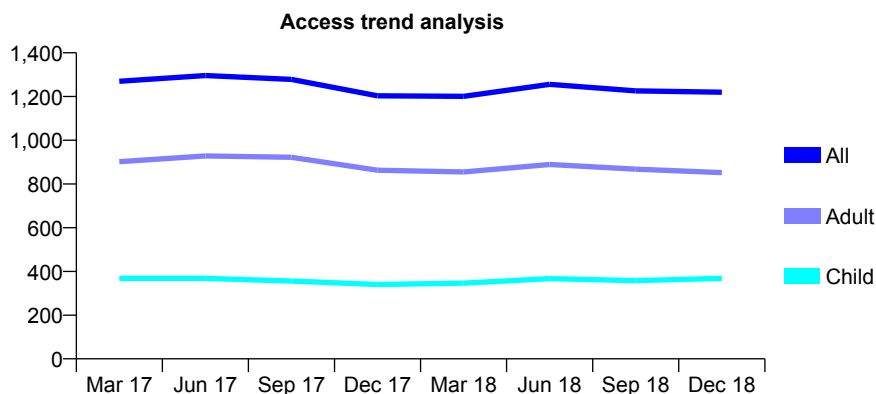
Q63 - Vital Signs At a Glance Contract Report for 136638/0001 - December 2018

Name or company name	Orchard Dental Centre
Contract type name	GDS Contract
Purpose of contract	General
Contract start date	14/06/2010
Contract end date	

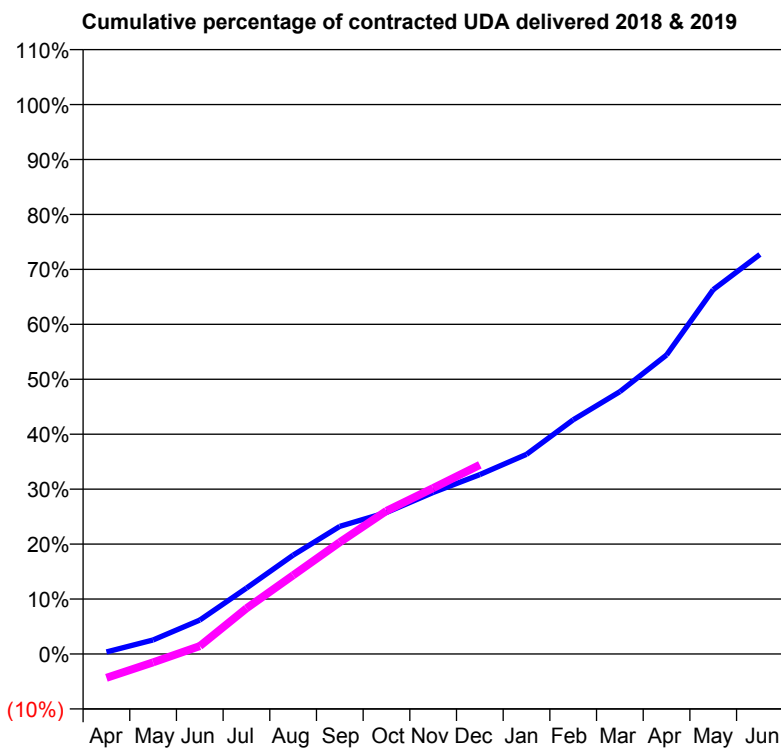
18/19 Contracted general activity (UDA)	5,908
Carry forward general activity (UDA)	265
18/19 Contracted orthodontic activity (UOA)	0
Carry forward orthodontic activity (UOA)	0
Baseline contract value	£161,527.62

ACCESS*

Patients seen in 24 months	Total	Change since previous quarter
Quarter ending December 2017	1,203	
Quarter ending March 2018	1,201	→
Quarter ending June 2018	1,256	↑
Quarter ending September 2018	1,226	↓
Quarter ending December 2018	1,220	→
Variance since December 2017	1.4%	→



ACTIVITY



Adjusted Scheduled Activity (UDA)		
Month	2018	2019
April	23	-257
May	151	-90
June	365	86
July	709	492
August	1,063	846
September	1,373	1,202
October	1,522	1,540
November	1,737	1,784
December	1,928	2,034
January	2,147	
February	2,518	
March	2,821	
April	3,215	
May	3,918	
June	4,296	

QUALITY

	Quantity	Base Number	Contract	AT	Region	England
% of FP17s for the same patient ID Re-attending within 3 months - Children	65	416	15.6%	10.2%	11.8%	11.8%
% of FP17s for the same patient ID Re-attending within 3 months - Adults	230	922	24.9%	15.4%	16.7%	15.6%
% of FP17s for the same patient ID Re-attending between 3 & 9 months - Children	166	416	39.9%	49.0%	48.6%	58.8%
% of FP17s for the same patient ID Re-attending between 3 & 9 months - Adults	332	922	36.0%	38.7%	39.1%	51.0%
% of FP17s for Band 1 Urgent Courses	221	873	25.3%	10.2%	10.6%	9.0%
% of FP17s Relating to Free Repair or Replacements	3	873	0.3%	0.6%	0.5%	0.8%
% of FP17s Relating to Continuations	1	873	0.1%	0.9%	0.7%	0.9%
% of Patients satisfied with the dentistry they have received	0	0	N/A	91.8%	90.2%	93.2%
% of Patients satisfied with the time they had to wait for an appointment	0	0	N/A	87.2%	85.0%	88.3%

* This is based on patients treated on this contract for their most recent course of treatment. Figures in italics indicate the base number of FP17s or Patient Questionnaire responses are less than 100. N/A is shown where the base number of responses is less than 10 during the period. % is calculated as Quantity/Base number*100

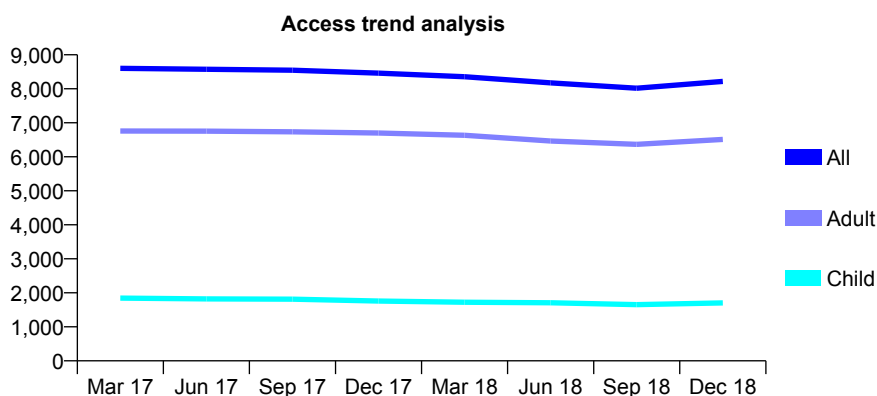
Q63 - Vital Signs At a Glance Contract Report for 136816/0001 - December 2018

Name or company name	Dental Surgery
Contract type name	GDS Contract
Purpose of contract	General
Contract start date	01/04/2011
Contract end date	

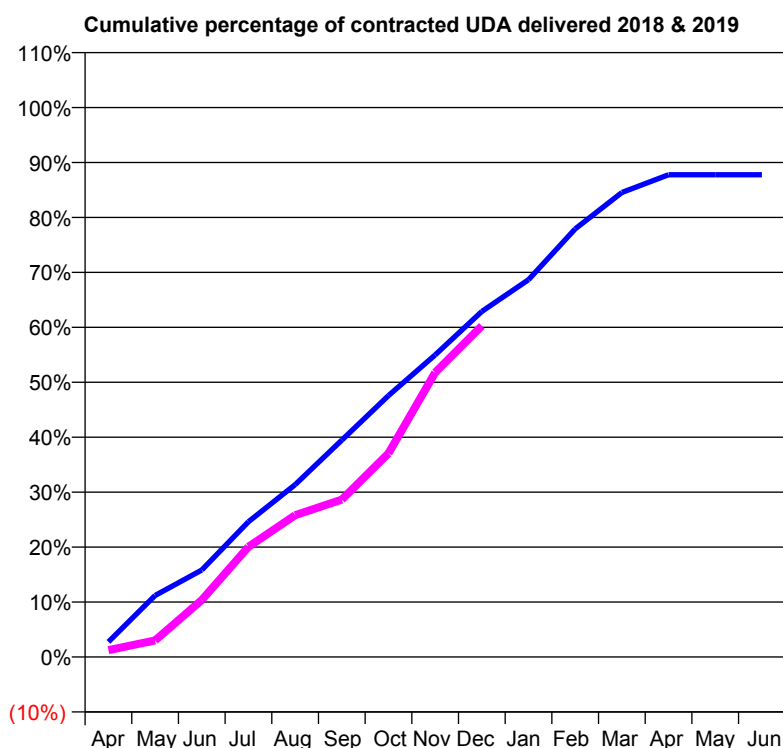
18/19 Contracted general activity (UDA)	27,426
Carry forward general activity (UDA)	0
18/19 Contracted orthodontic activity (UOA)	0
Carry forward orthodontic activity (UOA)	0
Baseline contract value	£762,443.10

ACCESS*

Patients seen in 24 months	Total	Change since previous quarter
Quarter ending December 2017	8,461	
Quarter ending March 2018	8,354	↓
Quarter ending June 2018	8,173	↓
Quarter ending September 2018	8,018	↓
Quarter ending December 2018	8,216	↑
Variance since December 2017	(2.9%)	↓



ACTIVITY



Month	Adjusted Scheduled Activity (UDA)	
	2018	2019
April	800	346
May	3,249	829
June	4,590	2,847
July	7,139	5,500
August	9,097	7,078
September	11,447	7,856
October	13,796	10,166
November	15,944	14,201
December	18,235	16,530
January	19,915	
February	22,591	
March	24,517	
April	25,447	
May	25,447	
June	25,447	

QUALITY

	Quantity	Base Number	Contract	AT	Region	England
% of FP17s for the same patient ID Re-attending within 3 months - Children	122	1,677	7.3%	10.2%	11.8%	11.8%
% of FP17s for the same patient ID Re-attending within 3 months - Adults	1,168	6,337	18.4%	15.4%	16.7%	15.6%
% of FP17s for the same patient ID Re-attending between 3 & 9 months - Children	718	1,677	42.8%	49.0%	48.6%	58.8%
% of FP17s for the same patient ID Re-attending between 3 & 9 months - Adults	2,428	6,337	38.3%	38.7%	39.1%	51.0%
% of FP17s for Band 1 Urgent Courses	806	7,683	10.5%	10.2%	10.6%	9.0%
% of FP17s Relating to Free Repair or Replacements	137	7,683	1.8%	0.6%	0.5%	0.8%
% of FP17s Relating to Continuations	100	7,683	1.3%	0.9%	0.7%	0.9%
% of Patients satisfied with the dentistry they have received	0	0	N/A	91.8%	90.2%	93.2%
% of Patients satisfied with the time they had to wait for an appointment	0	0	N/A	87.2%	85.0%	88.3%

* This is based on patients treated on this contract for their most recent course of treatment. Figures in italics indicate the base number of FP17s or Patient Questionnaire responses are less than 100. N/A is shown where the base number of responses is less than 10 during the period. % is calculated as Quantity/Base number*100

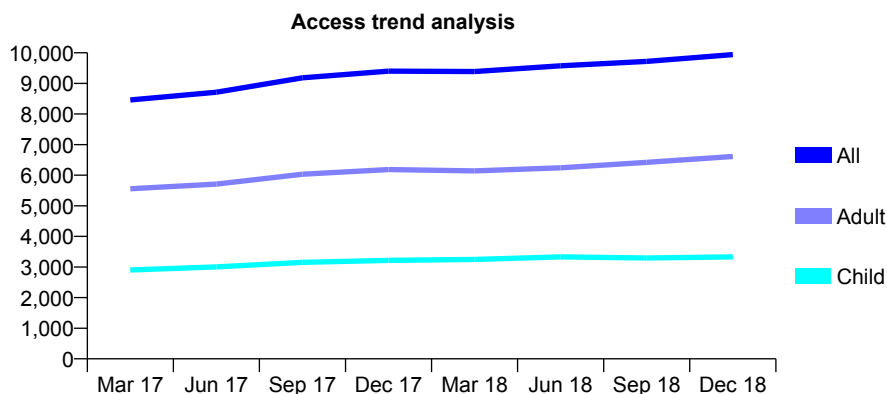
Q63 - Vital Signs At a Glance Contract Report for 138673/0001 - December 2018

Name or company name	Plumstead Dental Surgery Ltd
Contract type name	GDS Contract
Purpose of contract	General
Contract start date	01/12/2007
Contract end date	

18/19 Contracted general activity (UDA)	24,351
Carry forward general activity (UDA)	46
18/19 Contracted orthodontic activity (UOA)	0
Carry forward orthodontic activity (UOA)	0
Baseline contract value	£618,214.76

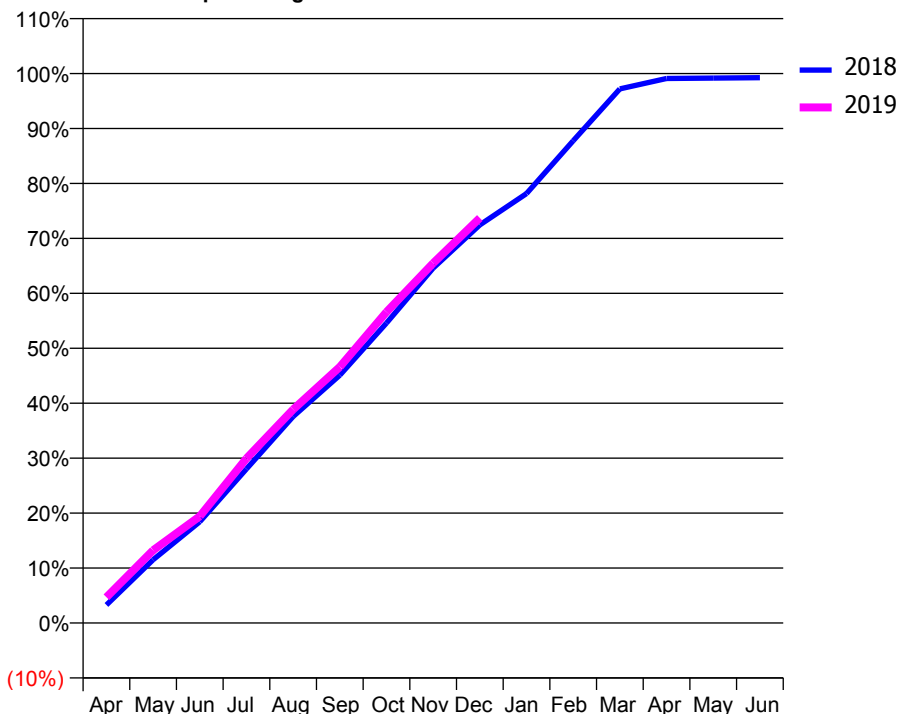
ACCESS*

Patients seen in 24 months	Total	Change since previous quarter
Quarter ending December 2017	9,402	
Quarter ending March 2018	9,388	→
Quarter ending June 2018	9,576	↑
Quarter ending September 2018	9,719	→
Quarter ending December 2018	9,942	↑
Variance since December 2017	5.7%	↑



ACTIVITY

Cumulative percentage of contracted UDA delivered 2018 & 2019



Month	Adjusted Scheduled Activity (UDA)	
	2018	2019
April	801	1,145
May	2,807	3,224
June	4,490	4,730
July	6,828	7,293
August	9,152	9,464
September	10,982	11,350
October	13,290	13,781
November	15,726	15,947
December	17,645	17,951
January	19,033	
February	21,373	
March	23,668	
April	24,131	
May	24,150	
June	24,164	

QUALITY

	Quantity	Base Number	Contract	AT	Region	England
% of FP17s for the same patient ID Re-attending within 3 months - Children	287	2,949	9.7%	10.2%	11.8%	11.8%
% of FP17s for the same patient ID Re-attending within 3 months - Adults	1,159	5,535	20.9%	15.4%	16.7%	15.6%
% of FP17s for the same patient ID Re-attending between 3 & 9 months - Children	1,246	2,949	42.3%	49.0%	48.6%	58.8%
% of FP17s for the same patient ID Re-attending between 3 & 9 months - Adults	1,625	5,535	29.4%	38.7%	39.1%	51.0%
% of FP17s for Band 1 Urgent Courses	1,442	7,527	19.2%	10.2%	10.6%	9.0%
% of FP17s Relating to Free Repair or Replacements	11	7,527	0.1%	0.6%	0.5%	0.8%
% of FP17s Relating to Continuations	82	7,527	1.1%	0.9%	0.7%	0.9%
% of Patients satisfied with the dentistry they have received	1	1	N/A	91.8%	90.2%	93.2%
% of Patients satisfied with the time they had to wait for an appointment	1	1	N/A	87.2%	85.0%	88.3%

* This is based on patients treated on this contract for their most recent course of treatment. Figures in italics indicate the base number of FP17s or Patient Questionnaire responses are less than 100. N/A is shown where the base number of responses is less than 10 during the period. % is calculated as Quantity/Base number*100

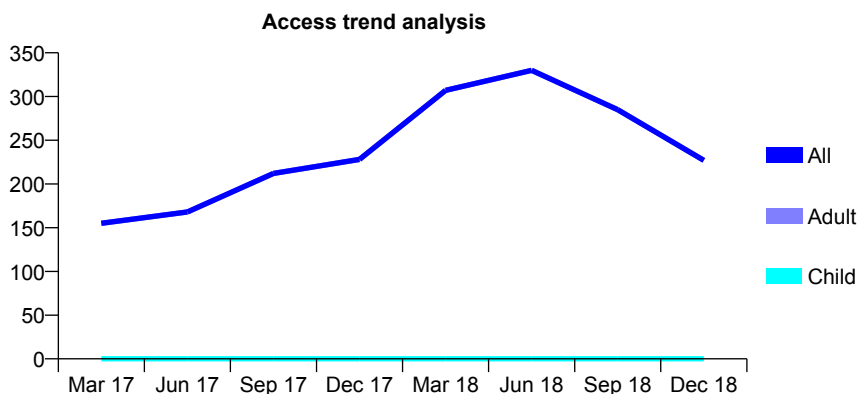
Q63 - Vital Signs At a Glance Contract Report for 138673/0002 - December 2018

Name or company name	Plumstead Dental Surgery Ltd
Contract type name	PDS Contract
Purpose of contract	General
Contract start date	01/04/2011
Contract end date	31/07/2018

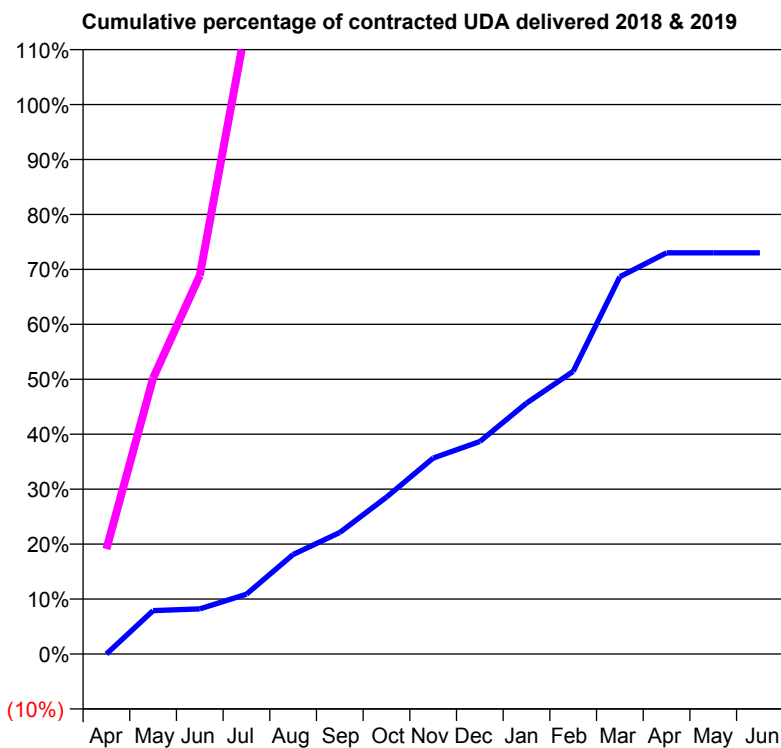
18/19 Contracted general activity (UDA)	225
Carry forward general activity (UDA)	0
18/19 Contracted orthodontic activity (UOA)	0
Carry forward orthodontic activity (UOA)	0
Baseline contract value	£12,068.96

ACCESS*

Patients seen in 24 months	Total	Change since previous quarter
Quarter ending December 2017	228	
Quarter ending March 2018	307	↑
Quarter ending June 2018	330	↑
Quarter ending September 2018	285	↓
Quarter ending December 2018	227	↓
Variance since December 2017	(0.4%)	→



ACTIVITY



Month	Adjusted Scheduled Activity (UDA)	
	2018	2019
April	0	43
May	71	113
June	74	155
July	98	258
August	163	306
September	199	306
October	257	306
November	321	306
December	348	306
January	411	
February	463	
March	618	
April	657	
May	657	
June	657	

QUALITY

	Quantity	Base Number	Contract	AT	Region	England
% of FP17s for the same patient ID Re-attending within 3 months - Children	0	0	N/A	10.2%	11.8%	11.8%
% of FP17s for the same patient ID Re-attending within 3 months - Adults	1	117	0.9%	15.4%	16.7%	15.6%
% of FP17s for the same patient ID Re-attending between 3 & 9 months - Children	0	0	N/A	49.0%	48.6%	58.8%
% of FP17s for the same patient ID Re-attending between 3 & 9 months - Adults	0	117	0.0%	38.7%	39.1%	51.0%
% of FP17s for Band 1 Urgent Courses	0	104	0.0%	10.2%	10.6%	9.0%
% of FP17s Relating to Free Repair or Replacements	0	104	0.0%	0.6%	0.5%	0.8%
% of FP17s Relating to Continuations	0	104	0.0%	0.9%	0.7%	0.9%
% of Patients satisfied with the dentistry they have received	0	0	N/A	91.8%	90.2%	93.2%
% of Patients satisfied with the time they had to wait for an appointment	0	0	N/A	87.2%	85.0%	88.3%

* This is based on patients treated on this contract for their most recent course of treatment. Figures in italics indicate the base number of FP17s or Patient Questionnaire responses are less than 100. N/A is shown where the base number of responses is less than 10 during the period. % is calculated as Quantity/Base number*100

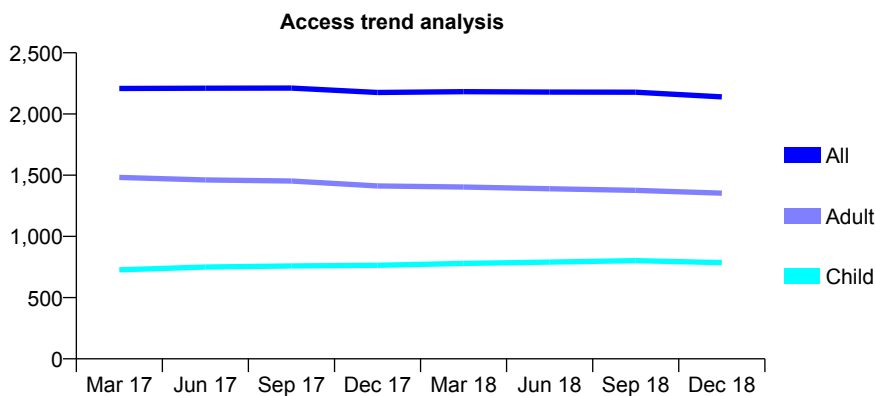
Q63 - Vital Signs At a Glance Contract Report for 140384/0001 - December 2018

Name or company name	Arcades Dental Surgery
Contract type name	GDS Contract
Purpose of contract	General
Contract start date	01/04/2006
Contract end date	

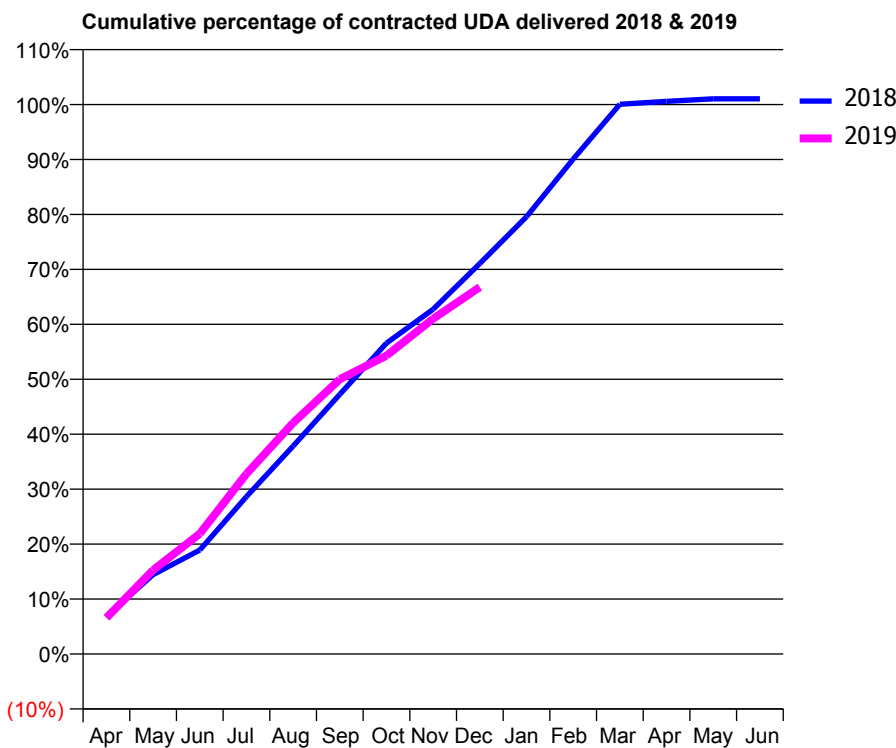
18/19 Contracted general activity (UDA)	6,775
Carry forward general activity (UDA)	-69
18/19 Contracted orthodontic activity (UOA)	0
Carry forward orthodontic activity (UOA)	0
Baseline contract value	£209,493.16

ACCESS*

Patients seen in 24 months	Total	Change since previous quarter
Quarter ending December 2017	2,176	
Quarter ending March 2018	2,183	→
Quarter ending June 2018	2,179	→
Quarter ending September 2018	2,178	→
Quarter ending December 2018	2,140	↓
Variance since December 2017	(1.7%)	↓



ACTIVITY



Adjusted Scheduled Activity (UDA)		
Month	2018	2019
April	462	446
May	979	1,035
June	1,282	1,483
July	1,941	2,222
August	2,564	2,849
September	3,203	3,388
October	3,833	3,679
November	4,251	4,135
December	4,815	4,524
January	5,391	
February	6,103	
March	6,777	
April	6,813	
May	6,844	
June	6,844	

QUALITY

	Quantity	Base Number	Contract	AT	Region	England
% of FP17s for the same patient ID Re-attending within 3 months - Children	30	656	4.6%	10.2%	11.8%	11.8%
% of FP17s for the same patient ID Re-attending within 3 months - Adults	102	952	10.7%	15.4%	16.7%	15.6%
% of FP17s for the same patient ID Re-attending between 3 & 9 months - Children	305	656	46.5%	49.0%	48.6%	58.8%
% of FP17s for the same patient ID Re-attending between 3 & 9 months - Adults	396	952	41.6%	38.7%	39.1%	51.0%
% of FP17s for Band 1 Urgent Courses	94	1,597	5.9%	10.2%	10.6%	9.0%
% of FP17s Relating to Free Repair or Replacements	6	1,597	0.4%	0.6%	0.5%	0.8%
% of FP17s Relating to Continuations	7	1,597	0.4%	0.9%	0.7%	0.9%
% of Patients satisfied with the dentistry they have received	0	0	N/A	91.8%	90.2%	93.2%
% of Patients satisfied with the time they had to wait for an appointment	0	0	N/A	87.2%	85.0%	88.3%

* This is based on patients treated on this contract for their most recent course of treatment. Figures in italics indicate the base number of FP17s or Patient Questionnaire responses are less than 100. N/A is shown where the base number of responses is less than 10 during the period. % is calculated as Quantity/Base number*100

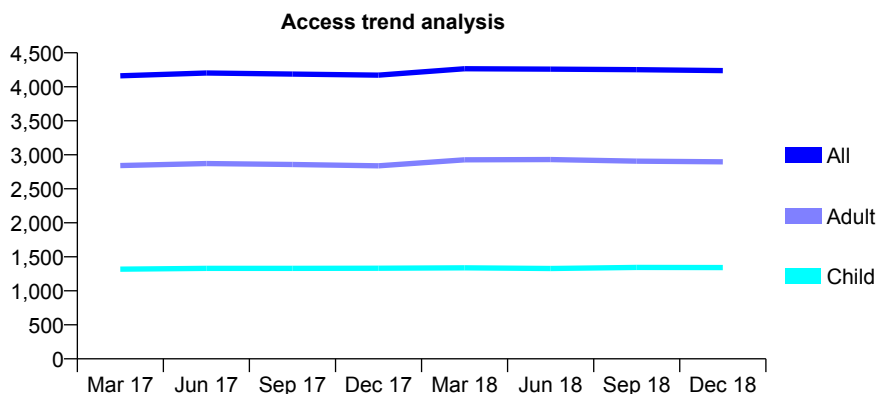
Q63 - Vital Signs At a Glance Contract Report for 141097/0001 - December 2018

Name or company name	Mr DJ Mehigan & Miss AM Peel
Contract type name	GDS Contract
Purpose of contract	General and Orthodontic
Contract start date	01/11/2006
Contract end date	

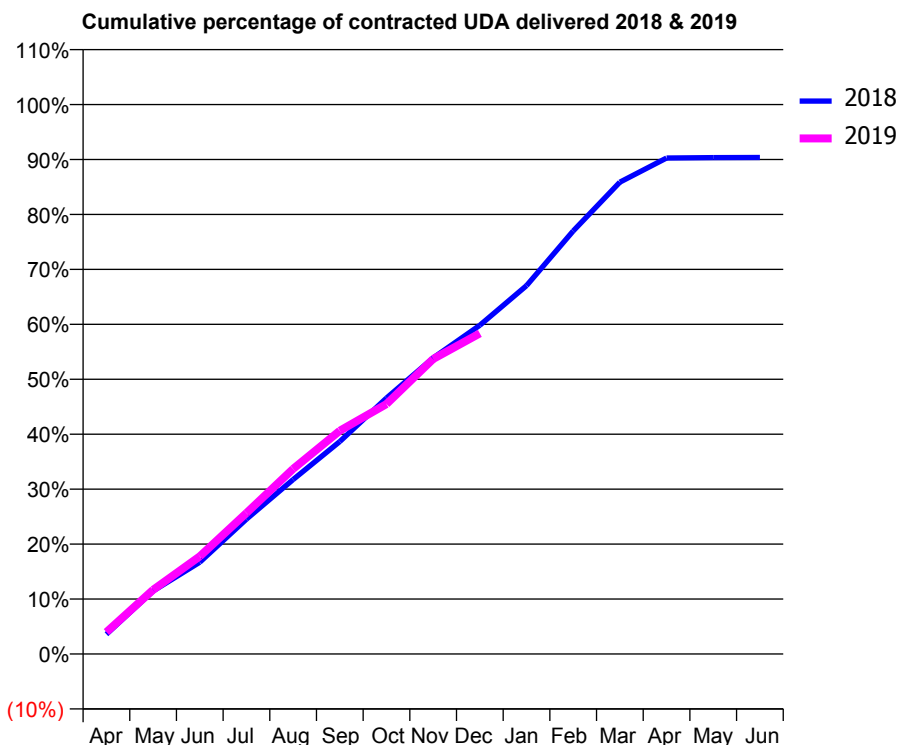
18/19 Contracted general activity (UDA)	14,962
Carry forward general activity (UDA)	11
18/19 Contracted orthodontic activity (UOA)	688
Carry forward orthodontic activity (UOA)	0
Baseline contract value	£383,136.60

ACCESS*

Patients seen in 24 months	Total	Change since previous quarter
Quarter ending December 2017	4,171	
Quarter ending March 2018	4,265	↑
Quarter ending June 2018	4,260	→
Quarter ending September 2018	4,251	→
Quarter ending December 2018	4,239	→
Variance since December 2017	1.6%	→



ACTIVITY



Month	Adjusted Scheduled Activity (UDA)	
	2018	2019
April	541	597
May	1,716	1,747
June	2,501	2,661
July	3,673	3,840
August	4,751	5,042
September	5,786	6,079
October	6,969	6,805
November	8,062	8,031
December	8,951	8,729
January	10,030	
February	11,519	
March	12,848	
April	13,504	
May	13,515	
June	13,518	

QUALITY

	Quantity	Base Number	Contract	AT	Region	England
% of FP17s for the same patient ID Re-attending within 3 months - Children	128	1,678	7.6%	10.2%	11.8%	11.8%
% of FP17s for the same patient ID Re-attending within 3 months - Adults	637	3,209	19.9%	15.4%	16.7%	15.6%
% of FP17s for the same patient ID Re-attending between 3 & 9 months - Children	945	1,678	56.3%	49.0%	48.6%	58.8%
% of FP17s for the same patient ID Re-attending between 3 & 9 months - Adults	1,761	3,209	54.9%	38.7%	39.1%	51.0%
% of FP17s for Band 1 Urgent Courses	325	4,298	7.6%	10.2%	10.6%	9.0%
% of FP17s Relating to Free Repair or Replacements	28	4,298	0.7%	0.6%	0.5%	0.8%
% of FP17s Relating to Continuations	152	4,298	3.5%	0.9%	0.7%	0.9%
% of Patients satisfied with the dentistry they have received	1	1	N/A	91.8%	90.2%	93.2%
% of Patients satisfied with the time they had to wait for an appointment	1	1	N/A	87.2%	85.0%	88.3%

* This is based on patients treated on this contract for their most recent course of treatment. Figures in italics indicate the base number of FP17s or Patient Questionnaire responses are less than 100. N/A is shown where the base number of responses is less than 10 during the period. % is calculated as Quantity/Base number*100

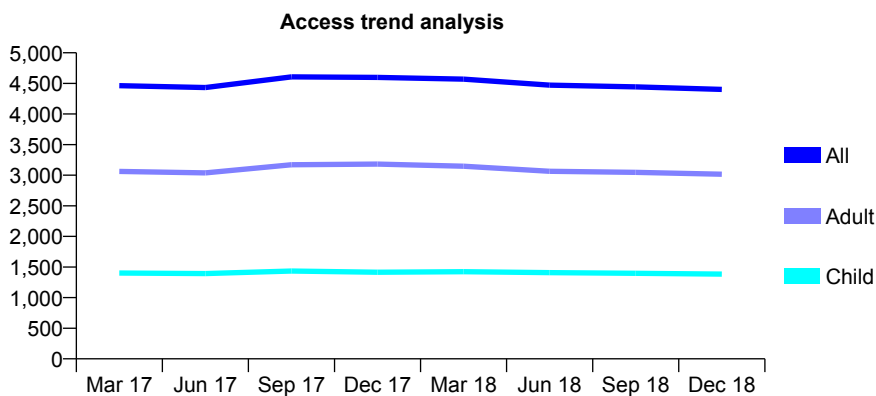
Q63 - Vital Signs At a Glance Contract Report for 141992/0001 - December 2018

Name or company name	S Cowley, R Ingham and J Angelo
Contract type name	GDS Contract
Purpose of contract	General
Contract start date	01/12/2012
Contract end date	

18/19 Contracted general activity (UDA)	20,575
Carry forward general activity (UDA)	0
18/19 Contracted orthodontic activity (UOA)	0
Carry forward orthodontic activity (UOA)	0
Baseline contract value	£648,402.01

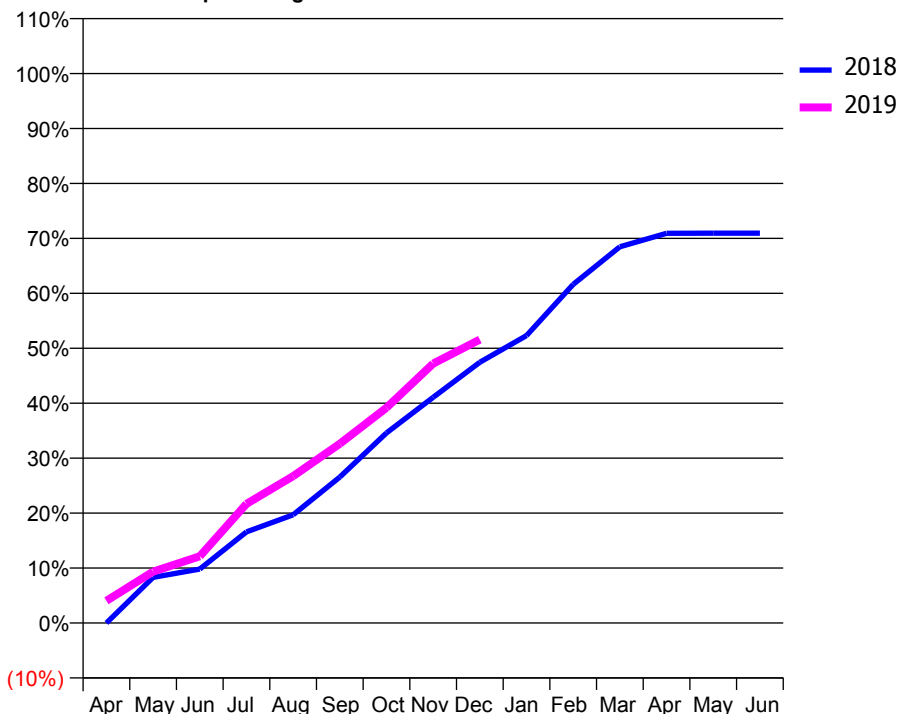
ACCESS*

Patients seen in 24 months	Total	Change since previous quarter
Quarter ending December 2017	4,599	
Quarter ending March 2018	4,570	→
Quarter ending June 2018	4,472	↓
Quarter ending September 2018	4,444	→
Quarter ending December 2018	4,401	→
Variance since December 2017	(4.3%)	↓



ACTIVITY

Cumulative percentage of contracted UDA delivered 2018 & 2019



Month	Adjusted Scheduled Activity (UDA)	
	2018	2019
April	0	832
May	1,711	1,926
June	2,018	2,497
July	3,411	4,460
August	4,052	5,500
September	5,465	6,711
October	7,118	8,063
November	8,453	9,715
December	9,766	10,614
January	10,761	
February	12,682	
March	14,087	
April	14,592	
May	14,595	
June	14,595	

QUALITY

	Quantity	Base Number	Contract	AT	Region	England
% of FP17s for the same patient ID Re-attending within 3 months - Children	176	1,165	15.1%	10.2%	11.8%	11.8%
% of FP17s for the same patient ID Re-attending within 3 months - Adults	774	2,625	29.5%	15.4%	16.7%	15.6%
% of FP17s for the same patient ID Re-attending between 3 & 9 months - Children	426	1,165	36.6%	49.0%	48.6%	58.8%
% of FP17s for the same patient ID Re-attending between 3 & 9 months - Adults	670	2,625	25.5%	38.7%	39.1%	51.0%
% of FP17s for Band 1 Urgent Courses	730	3,611	20.2%	10.2%	10.6%	9.0%
% of FP17s Relating to Free Repair or Replacements	52	3,611	1.4%	0.6%	0.5%	0.8%
% of FP17s Relating to Continuations	96	3,611	2.7%	0.9%	0.7%	0.9%
% of Patients satisfied with the dentistry they have received	0	1	N/A	91.8%	90.2%	93.2%
% of Patients satisfied with the time they had to wait for an appointment	1	1	N/A	87.2%	85.0%	88.3%

* This is based on patients treated on this contract for their most recent course of treatment. Figures in italics indicate the base number of FP17s or Patient Questionnaire responses are less than 100. N/A is shown where the base number of responses is less than 10 during the period. % is calculated as Quantity/Base number*100

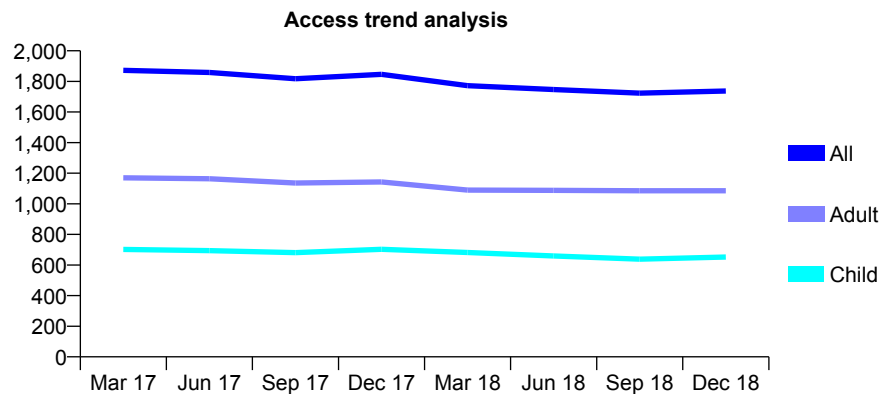
Q63 - Vital Signs At a Glance Contract Report for 142654/0001 - December 2018

Name or company name	Dr May Amour
Contract type name	GDS Contract
Purpose of contract	General
Contract start date	04/12/2012
Contract end date	

18/19 Contracted general activity (UDA)	4,000
Carry forward general activity (UDA)	0
18/19 Contracted orthodontic activity (UOA)	0
Carry forward orthodontic activity (UOA)	0
Baseline contract value	£125,437.55

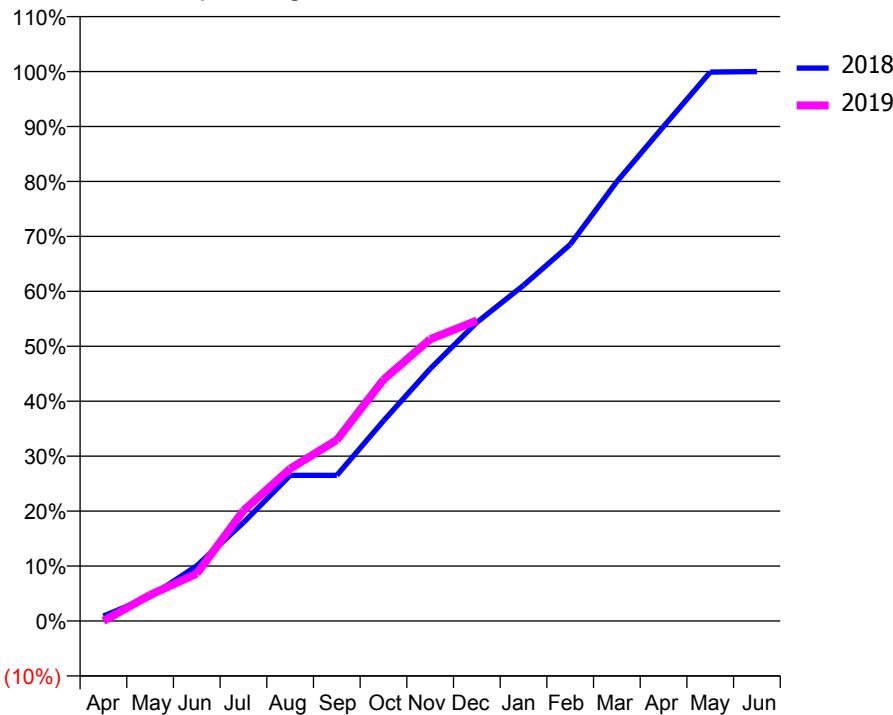
ACCESS*

Patients seen in 24 months	Total	Change since previous quarter
Quarter ending December 2017	1,846	
Quarter ending March 2018	1,772	↓
Quarter ending June 2018	1,747	↓
Quarter ending September 2018	1,723	↓
Quarter ending December 2018	1,737	→
Variance since December 2017	(5.9%)	↓



ACTIVITY

Cumulative percentage of contracted UDA delivered 2018 & 2019



Month	Adjusted Scheduled Activity (UDA)	
	2018	2019
April	36	0
May	177	190
June	403	345
July	717	804
August	1,061	1,109
September	1,061	1,318
October	1,458	1,757
November	1,836	2,051
December	2,173	2,188
January	2,444	
February	2,740	
March	3,199	
April	3,600	
May	3,996	
June	4,000	

QUALITY

	Quantity	Base Number	Contract	AT	Region	England
% of FP17s for the same patient ID Re-attending within 3 months - Children	10	376	2.7%	10.2%	11.8%	11.8%
% of FP17s for the same patient ID Re-attending within 3 months - Adults	19	643	3.0%	15.4%	16.7%	15.6%
% of FP17s for the same patient ID Re-attending between 3 & 9 months - Children	90	376	23.9%	49.0%	48.6%	58.8%
% of FP17s for the same patient ID Re-attending between 3 & 9 months - Adults	129	643	20.1%	38.7%	39.1%	51.0%
% of FP17s for Band 1 Urgent Courses	104	831	12.5%	10.2%	10.6%	9.0%
% of FP17s Relating to Free Repair or Replacements	0	831	0.0%	0.6%	0.5%	0.8%
% of FP17s Relating to Continuations	0	831	0.0%	0.9%	0.7%	0.9%
% of Patients satisfied with the dentistry they have received	0	0	N/A	91.8%	90.2%	93.2%
% of Patients satisfied with the time they had to wait for an appointment	0	0	N/A	87.2%	85.0%	88.3%

* This is based on patients treated on this contract for their most recent course of treatment. Figures in italics indicate the base number of FP17s or Patient Questionnaire responses are less than 100. N/A is shown where the base number of responses is less than 10 during the period. % is calculated as Quantity/Base number*100

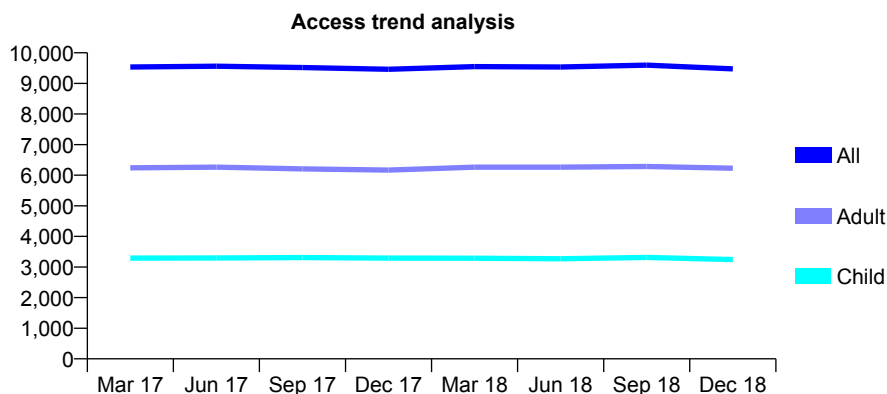
Q63 - Vital Signs At a Glance Contract Report for 143553/0001 - December 2018

Name or company name	Brigstock Dental Practice
Contract type name	GDS Contract
Purpose of contract	General
Contract start date	05/06/2014
Contract end date	

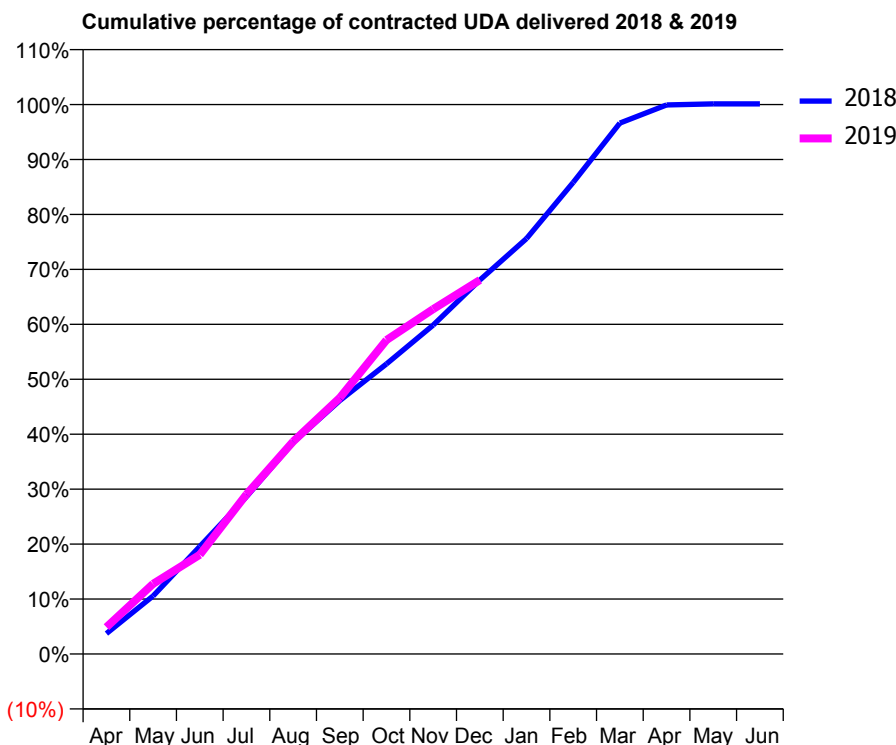
18/19 Contracted general activity (UDA)	21,983
Carry forward general activity (UDA)	-27
18/19 Contracted orthodontic activity (UOA)	0
Carry forward orthodontic activity (UOA)	0
Baseline contract value	£649,422.18

ACCESS*

Patients seen in 24 months	Total	Change since previous quarter
Quarter ending December 2017	9,461	
Quarter ending March 2018	9,549	→
Quarter ending June 2018	9,535	→
Quarter ending September 2018	9,599	→
Quarter ending December 2018	9,475	↓
Variance since December 2017	0.1%	→



ACTIVITY



Month	Adjusted Scheduled Activity (UDA)	
	2018	2019
April	817	1,075
May	2,322	2,806
June	4,300	3,970
July	6,294	6,389
August	8,463	8,502
September	10,138	10,248
October	11,605	12,558
November	13,156	13,800
December	14,959	14,963
January	16,620	
February	18,865	
March	21,238	
April	21,964	
May	22,006	
June	22,010	

QUALITY

	Quantity	Base Number	Contract	AT	Region	England
% of FP17s for the same patient ID Re-attending within 3 months - Children	197	2,989	6.6%	10.2%	11.8%	11.8%
% of FP17s for the same patient ID Re-attending within 3 months - Adults	608	4,779	12.7%	15.4%	16.7%	15.6%
% of FP17s for the same patient ID Re-attending between 3 & 9 months - Children	1,575	2,989	52.7%	49.0%	48.6%	58.8%
% of FP17s for the same patient ID Re-attending between 3 & 9 months - Adults	1,990	4,779	41.6%	38.7%	39.1%	51.0%
% of FP17s for Band 1 Urgent Courses	750	7,027	10.7%	10.2%	10.6%	9.0%
% of FP17s Relating to Free Repair or Replacements	24	7,027	0.3%	0.6%	0.5%	0.8%
% of FP17s Relating to Continuations	25	7,027	0.4%	0.9%	0.7%	0.9%
% of Patients satisfied with the dentistry they have received	0	1	N/A	91.8%	90.2%	93.2%
% of Patients satisfied with the time they had to wait for an appointment	0	1	N/A	87.2%	85.0%	88.3%

* This is based on patients treated on this contract for their most recent course of treatment. Figures in italics indicate the base number of FP17s or Patient Questionnaire responses are less than 100. N/A is shown where the base number of responses is less than 10 during the period. % is calculated as Quantity/Base number*100

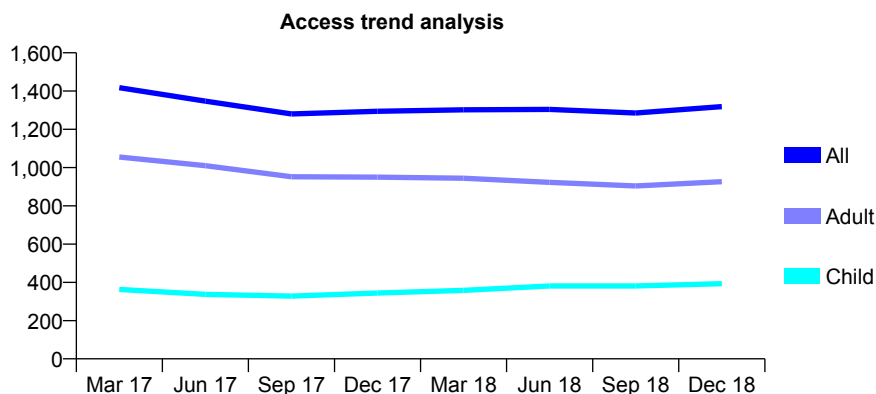
Q63 - Vital Signs At a Glance Contract Report for 144312/0001 - December 2018

Name or company name	Shortlands Dental Practice Limited
Contract type name	GDS Contract
Purpose of contract	General
Contract start date	01/08/2009
Contract end date	

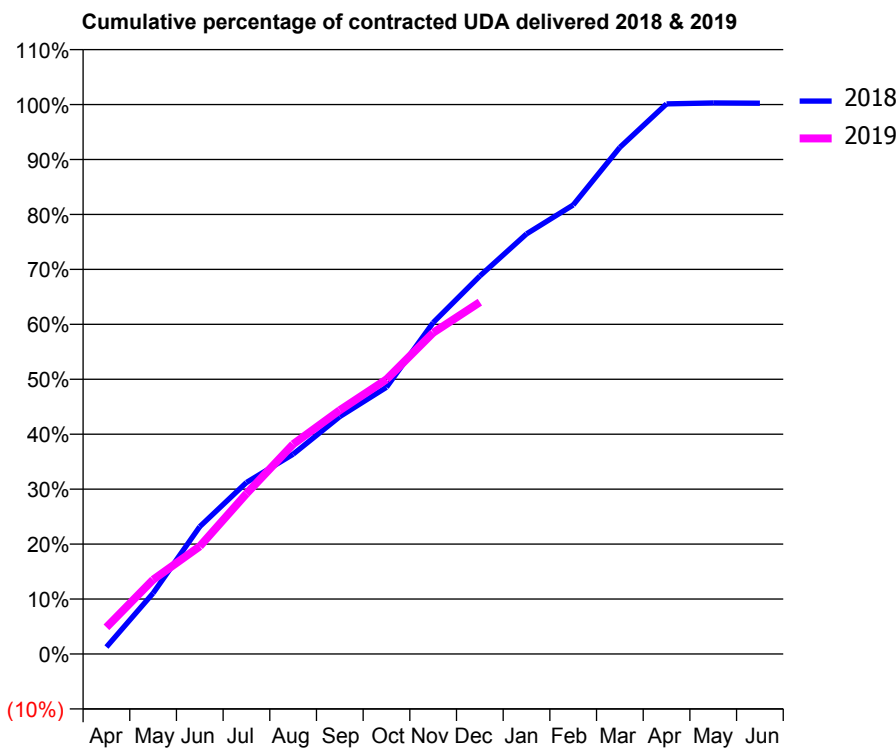
18/19 Contracted general activity (UDA)	5,010
Carry forward general activity (UDA)	-12
18/19 Contracted orthodontic activity (UOA)	0
Carry forward orthodontic activity (UOA)	0
Baseline contract value	£131,092.42

ACCESS*

Patients seen in 24 months	Total	Change since previous quarter
Quarter ending December 2017	1,294	
Quarter ending March 2018	1,302	→
Quarter ending June 2018	1,304	→
Quarter ending September 2018	1,285	↓
Quarter ending December 2018	1,319	↑
Variance since December 2017	1.9%	→



ACTIVITY



Adjusted Scheduled Activity (UDA)		
Month	2018	2019
April	64	244
May	555	677
June	1,162	981
July	1,564	1,462
August	1,822	1,913
September	2,165	2,223
October	2,432	2,504
November	3,022	2,929
December	3,446	3,208
January	3,831	
February	4,095	
March	4,620	
April	5,016	
May	5,025	
June	5,022	

QUALITY

	Quantity	Base Number	Contract	AT	Region	England
% of FP17s for the same patient ID Re-attending within 3 months - Children	54	426	12.7%	10.2%	11.8%	11.8%
% of FP17s for the same patient ID Re-attending within 3 months - Adults	164	876	18.7%	15.4%	16.7%	15.6%
% of FP17s for the same patient ID Re-attending between 3 & 9 months - Children	221	426	51.9%	49.0%	48.6%	58.8%
% of FP17s for the same patient ID Re-attending between 3 & 9 months - Adults	336	876	38.4%	38.7%	39.1%	51.0%
% of FP17s for Band 1 Urgent Courses	103	1,216	8.5%	10.2%	10.6%	9.0%
% of FP17s Relating to Free Repair or Replacements	24	1,216	2.0%	0.6%	0.5%	0.8%
% of FP17s Relating to Continuations	20	1,216	1.6%	0.9%	0.7%	0.9%
% of Patients satisfied with the dentistry they have received	0	0	N/A	91.8%	90.2%	93.2%
% of Patients satisfied with the time they had to wait for an appointment	0	0	N/A	87.2%	85.0%	88.3%

* This is based on patients treated on this contract for their most recent course of treatment. Figures in italics indicate the base number of FP17s or Patient Questionnaire responses are less than 100. N/A is shown where the base number of responses is less than 10 during the period. % is calculated as Quantity/Base number*100

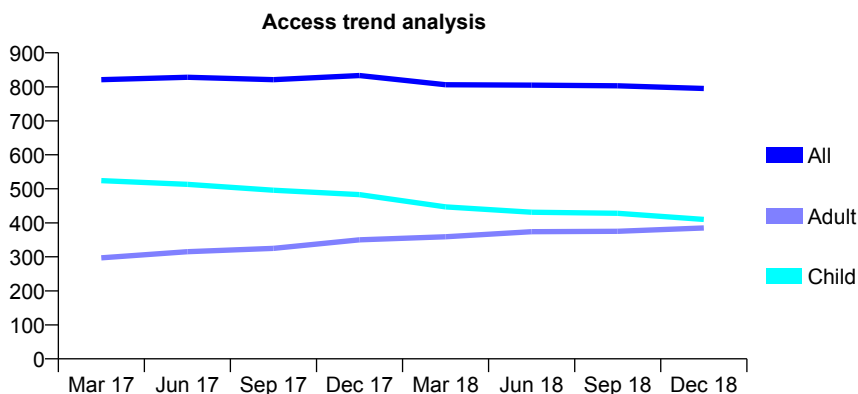
Q63 - Vital Signs At a Glance Contract Report for 144347/0001 - December 2018

Name or company name	Ivory
Contract type name	GDS Contract
Purpose of contract	General
Contract start date	01/06/2009
Contract end date	

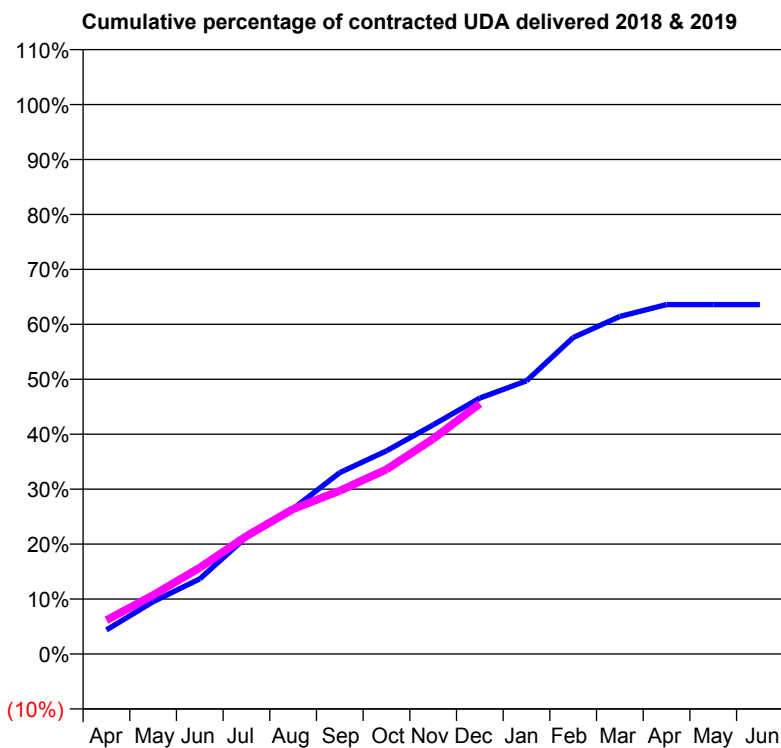
18/19 Contracted general activity (UDA)	3,269
Carry forward general activity (UDA)	0
18/19 Contracted orthodontic activity (UOA)	0
Carry forward orthodontic activity (UOA)	0
Baseline contract value	£80,385.63

ACCESS*

Patients seen in 24 months	Total	Change since previous quarter
Quarter ending December 2017	833	
Quarter ending March 2018	806	↓
Quarter ending June 2018	805	→
Quarter ending September 2018	803	→
Quarter ending December 2018	795	→
Variance since December 2017	(4.6%)	↓



ACTIVITY



Month	Adjusted Scheduled Activity (UDA)	
	2018	2019
April	143	201
May	311	350
June	447	514
July	697	701
August	864	863
September	1,079	972
October	1,208	1,098
November	1,363	1,280
December	1,523	1,489
January	1,625	
February	1,883	
March	2,008	
April	2,079	
May	2,079	
June	2,079	

QUALITY

	Quantity	Base Number	Contract	AT	Region	England
% of FP17s for the same patient ID Re-attending within 3 months - Children	22	437	5.0%	10.2%	11.8%	11.8%
% of FP17s for the same patient ID Re-attending within 3 months - Adults	56	304	18.4%	15.4%	16.7%	15.6%
% of FP17s for the same patient ID Re-attending between 3 & 9 months - Children	286	437	65.4%	49.0%	48.6%	58.8%
% of FP17s for the same patient ID Re-attending between 3 & 9 months - Adults	125	304	41.1%	38.7%	39.1%	51.0%
% of FP17s for Band 1 Urgent Courses	80	709	11.3%	10.2%	10.6%	9.0%
% of FP17s Relating to Free Repair or Replacements	0	709	0.0%	0.6%	0.5%	0.8%
% of FP17s Relating to Continuations	2	709	0.3%	0.9%	0.7%	0.9%
% of Patients satisfied with the dentistry they have received	0	0	N/A	91.8%	90.2%	93.2%
% of Patients satisfied with the time they had to wait for an appointment	0	0	N/A	87.2%	85.0%	88.3%

* This is based on patients treated on this contract for their most recent course of treatment. Figures in italics indicate the base number of FP17s or Patient Questionnaire responses are less than 100. N/A is shown where the base number of responses is less than 10 during the period. % is calculated as Quantity/Base number*100

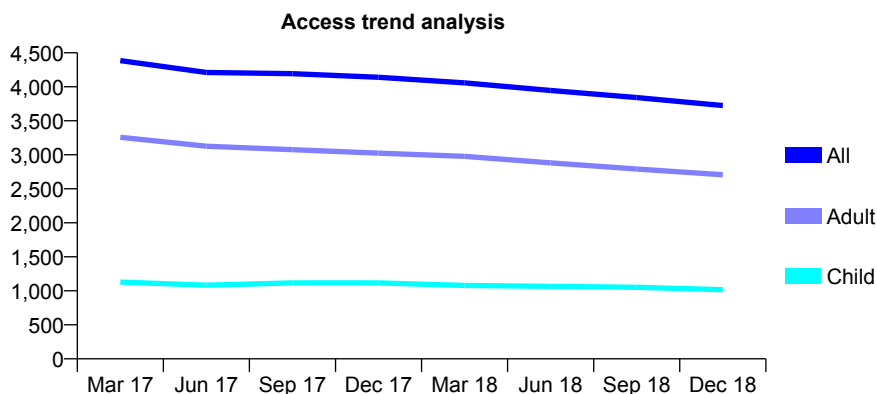
Q63 - Vital Signs At a Glance Contract Report for 146161/0001 - December 2018

Name or company name	a/s dental The Aesthetic Smile Studio
Contract type name	GDS Contract
Purpose of contract	General
Contract start date	01/04/2006
Contract end date	

18/19 Contracted general activity (UDA)	11,777
Carry forward general activity (UDA)	0
18/19 Contracted orthodontic activity (UOA)	0
Carry forward orthodontic activity (UOA)	0
Baseline contract value	£284,451.16

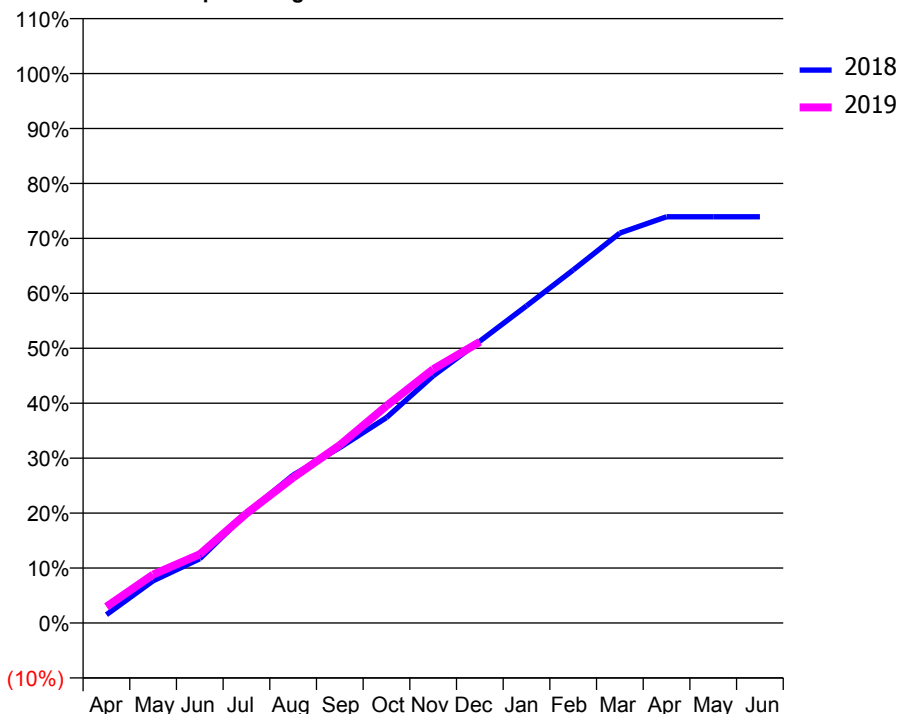
ACCESS*

Patients seen in 24 months	Total	Change since previous quarter
Quarter ending December 2017	4,141	
Quarter ending March 2018	4,058	↓
Quarter ending June 2018	3,946	↓
Quarter ending September 2018	3,843	↓
Quarter ending December 2018	3,724	↓
Variance since December 2017	(10.1%)	↓



ACTIVITY

Cumulative percentage of contracted UDA delivered 2018 & 2019



Month	Adjusted Scheduled Activity (UDA)	
	2018	2019
April	179	349
May	904	1,038
June	1,375	1,472
July	2,350	2,349
August	3,170	3,117
September	3,760	3,814
October	4,403	4,653
November	5,296	5,439
December	6,041	6,025
January	6,798	
February	7,566	
March	8,357	
April	8,706	
May	8,706	
June	8,706	

QUALITY

	Quantity	Base Number	Contract	AT	Region	England
% of FP17s for the same patient ID Re-attending within 3 months - Children	58	755	7.7%	10.2%	11.8%	11.8%
% of FP17s for the same patient ID Re-attending within 3 months - Adults	237	2,126	11.1%	15.4%	16.7%	15.6%
% of FP17s for the same patient ID Re-attending between 3 & 9 months - Children	286	755	37.9%	49.0%	48.6%	58.8%
% of FP17s for the same patient ID Re-attending between 3 & 9 months - Adults	1,020	2,126	48.0%	38.7%	39.1%	51.0%
% of FP17s for Band 1 Urgent Courses	411	2,734	15.0%	10.2%	10.6%	9.0%
% of FP17s Relating to Free Repair or Replacements	9	2,734	0.3%	0.6%	0.5%	0.8%
% of FP17s Relating to Continuations	8	2,734	0.3%	0.9%	0.7%	0.9%
% of Patients satisfied with the dentistry they have received	2	2	N/A	91.8%	90.2%	93.2%
% of Patients satisfied with the time they had to wait for an appointment	2	2	N/A	87.2%	85.0%	88.3%

* This is based on patients treated on this contract for their most recent course of treatment. Figures in italics indicate the base number of FP17s or Patient Questionnaire responses are less than 100. N/A is shown where the base number of responses is less than 10 during the period. % is calculated as Quantity/Base number*100

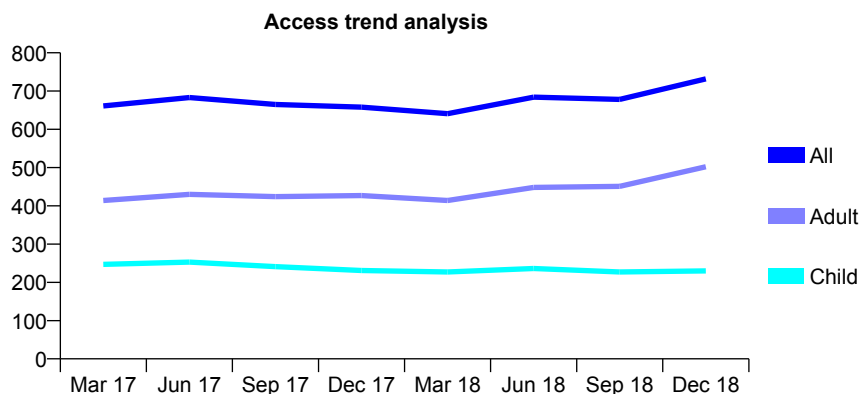
Q63 - Vital Signs At a Glance Contract Report for 146757/0001 - December 2018

Name or company name	Dental Matters
Contract type name	GDS Contract
Purpose of contract	General
Contract start date	01/11/2009
Contract end date	

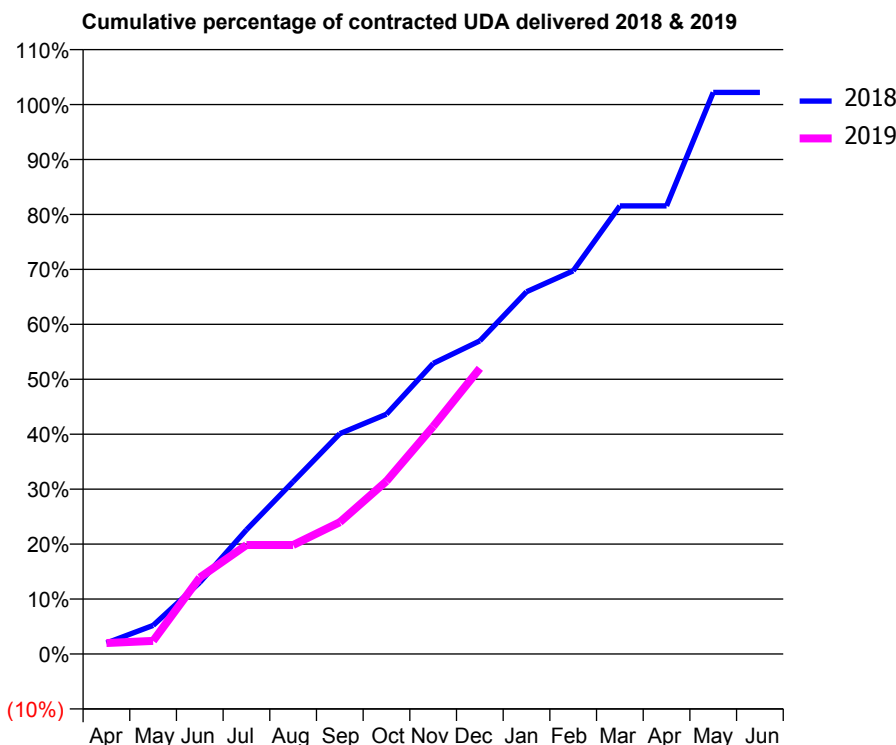
18/19 Contracted general activity (UDA)	3,000
Carry forward general activity (UDA)	-60
18/19 Contracted orthodontic activity (UOA)	0
Carry forward orthodontic activity (UOA)	0
Baseline contract value	£98,452.99

ACCESS*

Patients seen in 24 months	Total	Change since previous quarter
Quarter ending December 2017	658	
Quarter ending March 2018	641	↓
Quarter ending June 2018	684	↑
Quarter ending September 2018	678	→
Quarter ending December 2018	732	↑
Variance since December 2017	11.2%	↑



ACTIVITY



Adjusted Scheduled Activity (UDA)		
Month	2018	2019
April	60	60
May	156	72
June	390	417
July	678	595
August	941	595
September	1,203	720
October	1,309	944
November	1,587	1,242
December	1,710	1,560
January	1,978	
February	2,092	
March	2,446	
April	2,446	
May	3,066	
June	3,066	

QUALITY

	Quantity	Base Number	Contract	AT	Region	England
% of FP17s for the same patient ID Re-attending within 3 months - Children	3	157	1.9%	10.2%	11.8%	11.8%
% of FP17s for the same patient ID Re-attending within 3 months - Adults	23	329	7.0%	15.4%	16.7%	15.6%
% of FP17s for the same patient ID Re-attending between 3 & 9 months - Children	44	157	28.0%	49.0%	48.6%	58.8%
% of FP17s for the same patient ID Re-attending between 3 & 9 months - Adults	59	329	17.9%	38.7%	39.1%	51.0%
% of FP17s for Band 1 Urgent Courses	24	371	6.5%	10.2%	10.6%	9.0%
% of FP17s Relating to Free Repair or Replacements	0	371	0.0%	0.6%	0.5%	0.8%
% of FP17s Relating to Continuations	0	371	0.0%	0.9%	0.7%	0.9%
% of Patients satisfied with the dentistry they have received	0	0	N/A	91.8%	90.2%	93.2%
% of Patients satisfied with the time they had to wait for an appointment	0	0	N/A	87.2%	85.0%	88.3%

* This is based on patients treated on this contract for their most recent course of treatment. Figures in italics indicate the base number of FP17s or Patient Questionnaire responses are less than 100. N/A is shown where the base number of responses is less than 10 during the period. % is calculated as Quantity/Base number*100

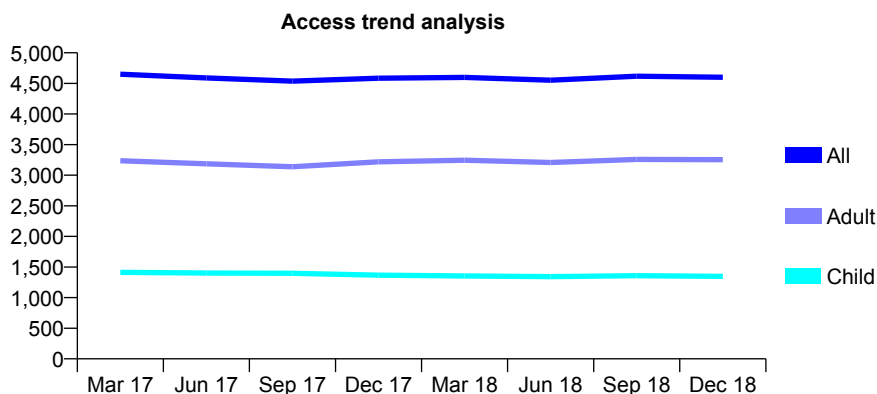
Q63 - Vital Signs At a Glance Contract Report for 147060/0001 - December 2018

Name or company name	Purley Whites Dental Care
Contract type name	GDS Contract
Purpose of contract	General and Orthodontic
Contract start date	01/04/2006
Contract end date	

18/19 Contracted general activity (UDA)	10,278
Carry forward general activity (UDA)	-143
18/19 Contracted orthodontic activity (UOA)	296
Carry forward orthodontic activity (UOA)	-5
Baseline contract value	£300,655.02

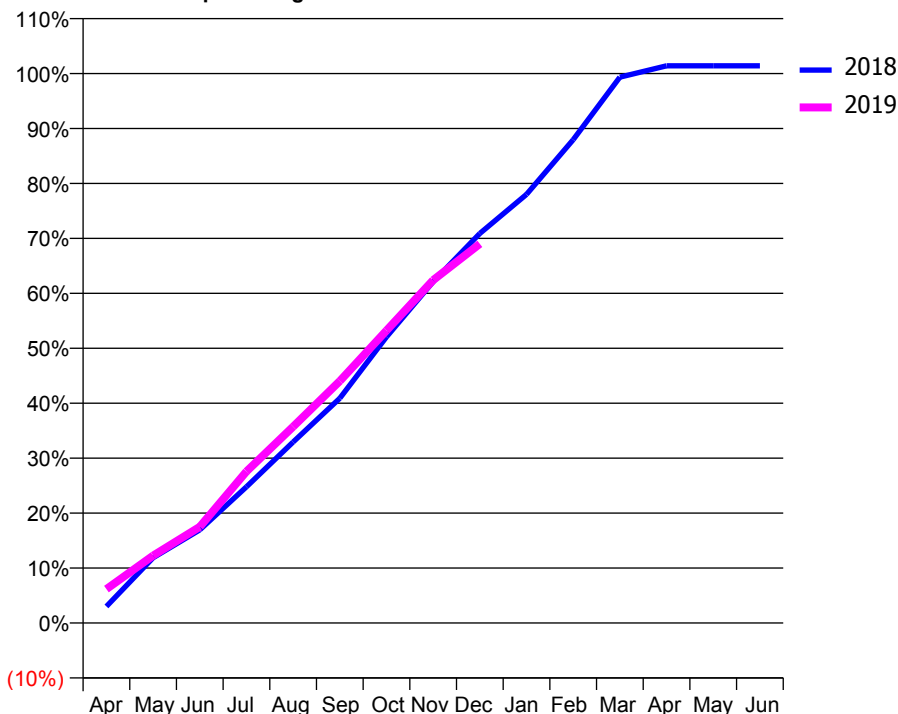
ACCESS*

Patients seen in 24 months	Total	Change since previous quarter
Quarter ending December 2017	4,585	
Quarter ending March 2018	4,598	→
Quarter ending June 2018	4,553	→
Quarter ending September 2018	4,618	→
Quarter ending December 2018	4,601	→
Variance since December 2017	0.3%	→



ACTIVITY

Cumulative percentage of contracted UDA delivered 2018 & 2019



Month	Adjusted Scheduled Activity (UDA)	
	2018	2019
April	310	634
May	1,221	1,261
June	1,743	1,801
July	2,548	2,836
August	3,387	3,672
September	4,203	4,525
October	5,351	5,471
November	6,383	6,414
December	7,286	7,093
January	8,016	
February	9,038	
March	10,210	
April	10,420	
May	10,420	
June	10,420	

QUALITY

	Quantity	Base Number	Contract	AT	Region	England
% of FP17s for the same patient ID Re-attending within 3 months - Children	65	1,012	6.4%	10.2%	11.8%	11.8%
% of FP17s for the same patient ID Re-attending within 3 months - Adults	234	2,098	11.2%	15.4%	16.7%	15.6%
% of FP17s for the same patient ID Re-attending between 3 & 9 months - Children	386	1,012	38.1%	49.0%	48.6%	58.8%
% of FP17s for the same patient ID Re-attending between 3 & 9 months - Adults	583	2,098	27.8%	38.7%	39.1%	51.0%
% of FP17s for Band 1 Urgent Courses	100	3,019	3.3%	10.2%	10.6%	9.0%
% of FP17s Relating to Free Repair or Replacements	13	3,019	0.4%	0.6%	0.5%	0.8%
% of FP17s Relating to Continuations	80	3,019	2.6%	0.9%	0.7%	0.9%
% of Patients satisfied with the dentistry they have received	1	1	N/A	91.8%	90.2%	93.2%
% of Patients satisfied with the time they had to wait for an appointment	0	1	N/A	87.2%	85.0%	88.3%

* This is based on patients treated on this contract for their most recent course of treatment. Figures in italics indicate the base number of FP17s or Patient Questionnaire responses are less than 100. N/A is shown where the base number of responses is less than 10 during the period. % is calculated as Quantity/Base number*100

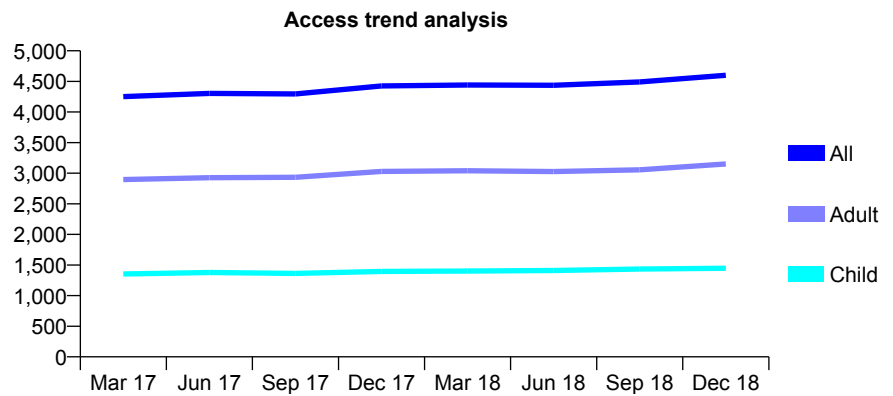
Q63 - Vital Signs At a Glance Contract Report for 147494/0001 - December 2018

Name or company name	Augustus Road Dental Practice
Contract type name	GDS Contract
Purpose of contract	General
Contract start date	06/11/2007
Contract end date	

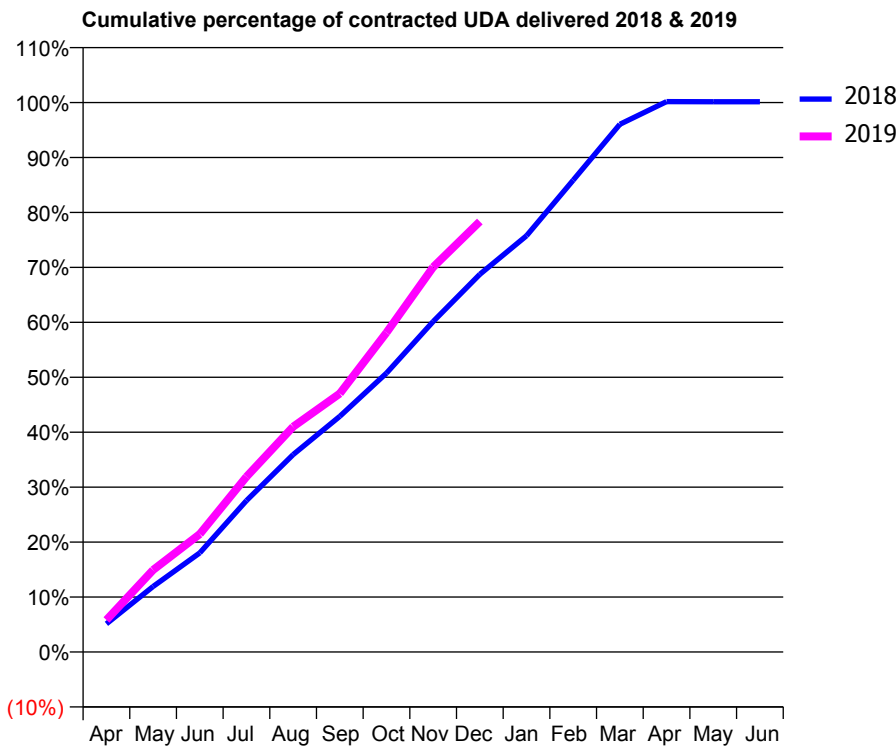
18/19 Contracted general activity (UDA)	11,356
Carry forward general activity (UDA)	-15
18/19 Contracted orthodontic activity (UOA)	0
Carry forward orthodontic activity (UOA)	0
Baseline contract value	£391,017.28

ACCESS*

Patients seen in 24 months	Total	Change since previous quarter
Quarter ending December 2017	4,425	
Quarter ending March 2018	4,441	→
Quarter ending June 2018	4,437	→
Quarter ending September 2018	4,491	→
Quarter ending December 2018	4,600	↑
Variance since December 2017	4.0%	↑



ACTIVITY



Month	Adjusted Scheduled Activity (UDA)	
	2018	2019
April	582	661
May	1,353	1,696
June	2,049	2,438
July	3,130	3,621
August	4,081	4,655
September	4,871	5,341
October	5,764	6,602
November	6,831	7,955
December	7,805	8,896
January	8,601	
February	9,750	
March	10,905	
April	11,373	
May	11,370	
June	11,371	

QUALITY

	Quantity	Base Number	Contract	AT	Region	England
% of FP17s for the same patient ID Re-attending within 3 months - Children	86	1,499	5.7%	10.2%	11.8%	11.8%
% of FP17s for the same patient ID Re-attending within 3 months - Adults	331	2,667	12.4%	15.4%	16.7%	15.6%
% of FP17s for the same patient ID Re-attending between 3 & 9 months - Children	826	1,499	55.1%	49.0%	48.6%	58.8%
% of FP17s for the same patient ID Re-attending between 3 & 9 months - Adults	1,108	2,667	41.5%	38.7%	39.1%	51.0%
% of FP17s for Band 1 Urgent Courses	268	3,981	6.7%	10.2%	10.6%	9.0%
% of FP17s Relating to Free Repair or Replacements	14	3,981	0.4%	0.6%	0.5%	0.8%
% of FP17s Relating to Continuations	10	3,981	0.3%	0.9%	0.7%	0.9%
% of Patients satisfied with the dentistry they have received	2	2	N/A	91.8%	90.2%	93.2%
% of Patients satisfied with the time they had to wait for an appointment	2	2	N/A	87.2%	85.0%	88.3%

* This is based on patients treated on this contract for their most recent course of treatment. Figures in italics indicate the base number of FP17s or Patient Questionnaire responses are less than 100. N/A is shown where the base number of responses is less than 10 during the period. % is calculated as Quantity/Base number*100

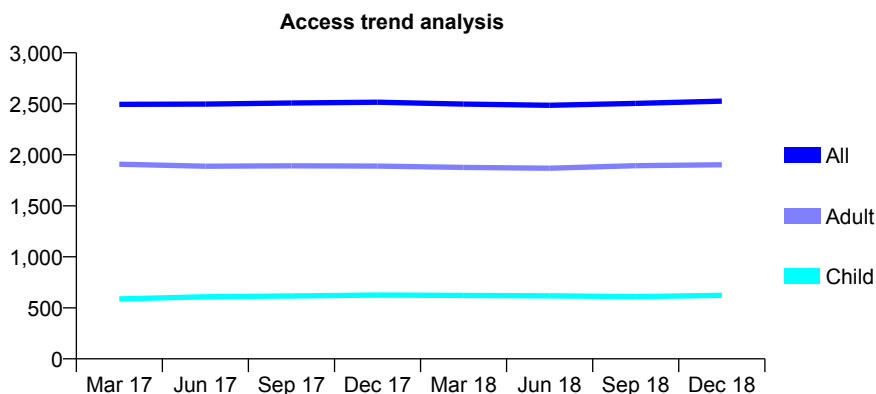
Q63 - Vital Signs At a Glance Contract Report for 149381/0001 - December 2018

Name or company name	Leong & Motlagh
Contract type name	GDS Contract
Purpose of contract	General
Contract start date	28/03/2013
Contract end date	

18/19 Contracted general activity (UDA)	7,581
Carry forward general activity (UDA)	141
18/19 Contracted orthodontic activity (UOA)	0
Carry forward orthodontic activity (UOA)	0
Baseline contract value	£231,774.39

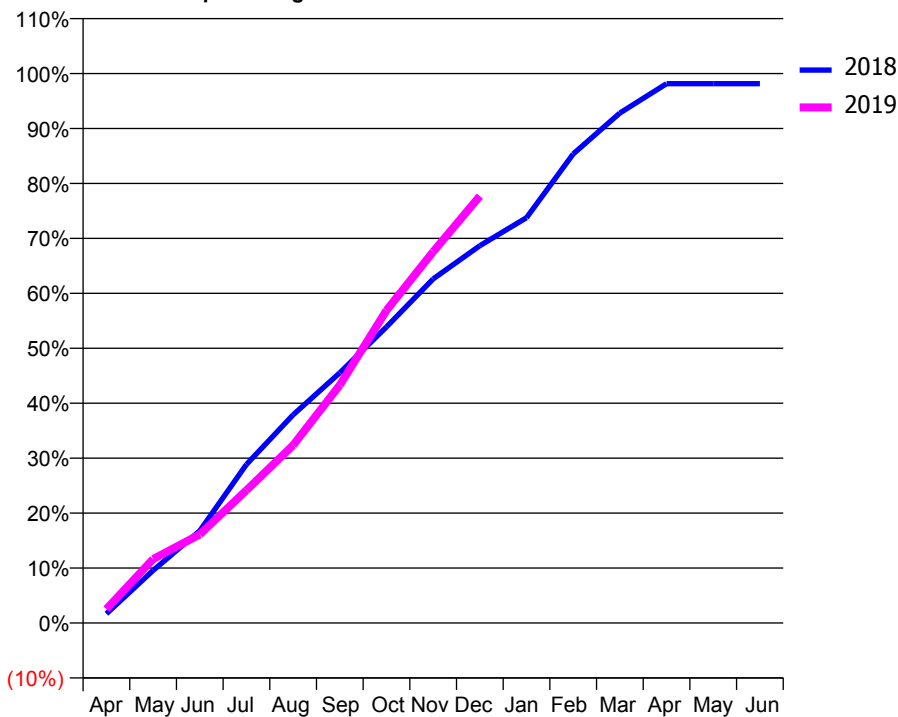
ACCESS*

Patients seen in 24 months	Total	Change since previous quarter
Quarter ending December 2017	2,516	
Quarter ending March 2018	2,498	→
Quarter ending June 2018	2,486	→
Quarter ending September 2018	2,504	→
Quarter ending December 2018	2,526	→
Variance since December 2017	0.4%	→



ACTIVITY

Cumulative percentage of contracted UDA delivered 2018 & 2019



Month	Adjusted Scheduled Activity (UDA)	
	2018	2019
April	129	192
May	726	883
June	1,273	1,223
July	2,189	1,832
August	2,873	2,453
September	3,452	3,282
October	4,085	4,314
November	4,746	5,122
December	5,206	5,890
January	5,592	
February	6,472	
March	7,035	
April	7,440	
May	7,440	
June	7,440	

QUALITY

	Quantity	Base Number	Contract	AT	Region	England
% of FP17s for the same patient ID Re-attending within 3 months - Children	45	578	7.8%	10.2%	11.8%	11.8%
% of FP17s for the same patient ID Re-attending within 3 months - Adults	267	1,689	15.8%	15.4%	16.7%	15.6%
% of FP17s for the same patient ID Re-attending between 3 & 9 months - Children	247	578	42.7%	49.0%	48.6%	58.8%
% of FP17s for the same patient ID Re-attending between 3 & 9 months - Adults	688	1,689	40.7%	38.7%	39.1%	51.0%
% of FP17s for Band 1 Urgent Courses	199	2,146	9.3%	10.2%	10.6%	9.0%
% of FP17s Relating to Free Repair or Replacements	36	2,146	1.7%	0.6%	0.5%	0.8%
% of FP17s Relating to Continuations	36	2,146	1.7%	0.9%	0.7%	0.9%
% of Patients satisfied with the dentistry they have received	1	1	N/A	91.8%	90.2%	93.2%
% of Patients satisfied with the time they had to wait for an appointment	1	1	N/A	87.2%	85.0%	88.3%

* This is based on patients treated on this contract for their most recent course of treatment. Figures in italics indicate the base number of FP17s or Patient Questionnaire responses are less than 100. N/A is shown where the base number of responses is less than 10 during the period. % is calculated as Quantity/Base number*100

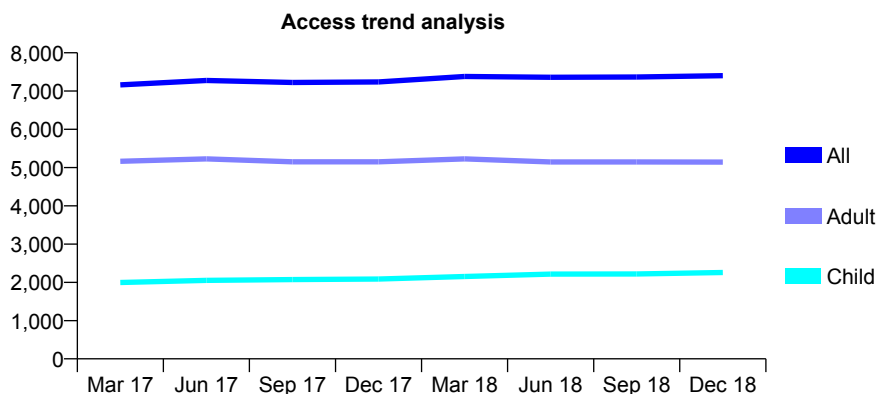
Q63 - Vital Signs At a Glance Contract Report for 149659/0001 - December 2018

Name or company name	Dr A Prashad (962465) and Dr Meeraj Pate
Contract type name	GDS Contract
Purpose of contract	General
Contract start date	01/06/2014
Contract end date	

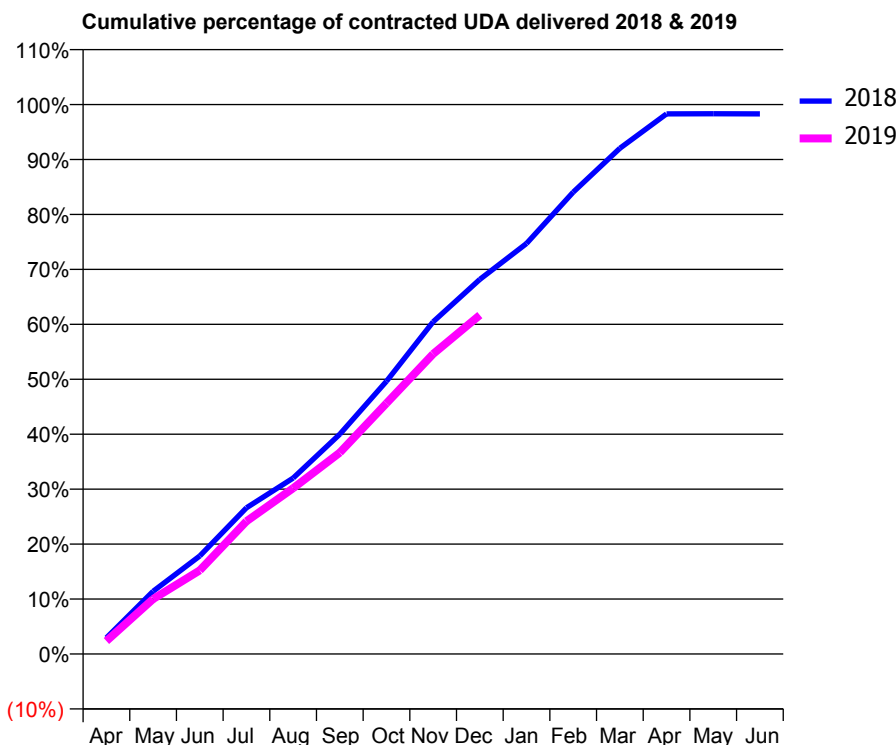
18/19 Contracted general activity (UDA)	14,000
Carry forward general activity (UDA)	237
18/19 Contracted orthodontic activity (UOA)	0
Carry forward orthodontic activity (UOA)	0
Baseline contract value	£324,279.69

ACCESS*

Patients seen in 24 months	Total	Change since previous quarter
Quarter ending December 2017	7,237	
Quarter ending March 2018	7,380	→
Quarter ending June 2018	7,361	→
Quarter ending September 2018	7,368	→
Quarter ending December 2018	7,401	→
Variance since December 2017	2.3%	↑



ACTIVITY



Adjusted Scheduled Activity (UDA)		
Month	2018	2019
April	412	333
May	1,599	1,402
June	2,500	2,133
July	3,726	3,381
August	4,483	4,223
September	5,600	5,132
October	6,949	6,388
November	8,464	7,644
December	9,546	8,635
January	10,459	
February	11,767	
March	12,884	
April	13,763	
May	13,764	
June	13,763	

QUALITY

	Quantity	Base Number	Contract	AT	Region	England
% of FP17s for the same patient ID Re-attending within 3 months - Children	103	2,145	4.8%	10.2%	11.8%	11.8%
% of FP17s for the same patient ID Re-attending within 3 months - Adults	564	4,147	13.6%	15.4%	16.7%	15.6%
% of FP17s for the same patient ID Re-attending between 3 & 9 months - Children	1,029	2,145	48.0%	49.0%	48.6%	58.8%
% of FP17s for the same patient ID Re-attending between 3 & 9 months - Adults	1,564	4,147	37.7%	38.7%	39.1%	51.0%
% of FP17s for Band 1 Urgent Courses	379	4,722	8.0%	10.2%	10.6%	9.0%
% of FP17s Relating to Free Repair or Replacements	22	4,722	0.5%	0.6%	0.5%	0.8%
% of FP17s Relating to Continuations	15	4,722	0.3%	0.9%	0.7%	0.9%
% of Patients satisfied with the dentistry they have received	5	5	N/A	91.8%	90.2%	93.2%
% of Patients satisfied with the time they had to wait for an appointment	5	5	N/A	87.2%	85.0%	88.3%

* This is based on patients treated on this contract for their most recent course of treatment. Figures in italics indicate the base number of FP17s or Patient Questionnaire responses are less than 100. N/A is shown where the base number of responses is less than 10 during the period. % is calculated as Quantity/Base number*100

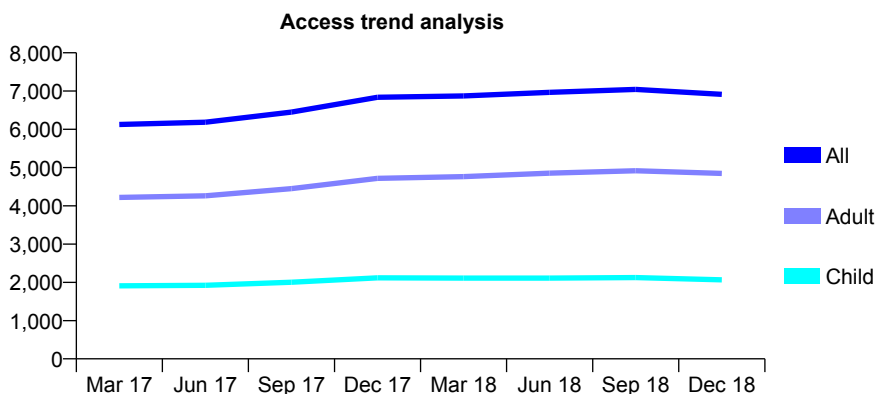
Q63 - Vital Signs At a Glance Contract Report for 151335/0001 - December 2018

Name or company name	Peckham Dental Care
Contract type name	GDS Contract
Purpose of contract	General
Contract start date	01/04/2008
Contract end date	

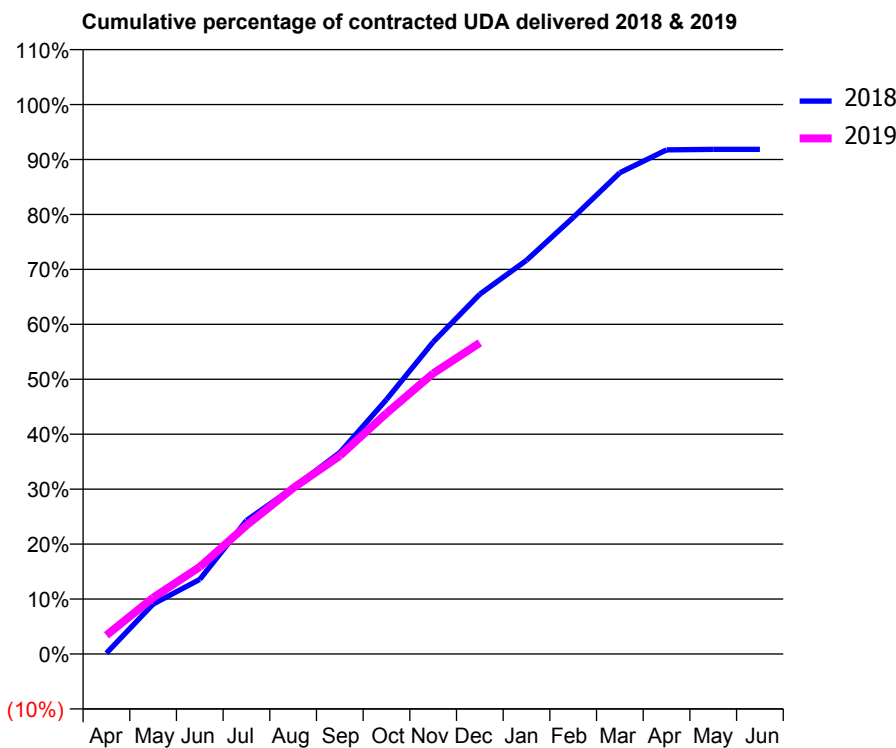
18/19 Contracted general activity (UDA)	24,000
Carry forward general activity (UDA)	0
18/19 Contracted orthodontic activity (UOA)	0
Carry forward orthodontic activity (UOA)	0
Baseline contract value	£592,111.56

ACCESS*

Patients seen in 24 months	Total	Change since previous quarter
Quarter ending December 2017	6,837	
Quarter ending March 2018	6,874	→
Quarter ending June 2018	6,965	→
Quarter ending September 2018	7,043	→
Quarter ending December 2018	6,915	↓
Variance since December 2017	1.1%	→



ACTIVITY



Month	Adjusted Scheduled Activity (UDA)	
	2018	2019
April	40	817
May	2,182	2,462
June	3,257	3,809
July	5,830	5,620
August	7,267	7,250
September	8,799	8,659
October	11,114	10,513
November	13,625	12,255
December	15,718	13,589
January	17,193	
February	19,064	
March	21,023	
April	22,016	
May	22,040	
June	22,040	

QUALITY

	Quantity	Base Number	Contract	AT	Region	England
% of FP17s for the same patient ID Re-attending within 3 months - Children	85	1,427	6.0%	10.2%	11.8%	11.8%
% of FP17s for the same patient ID Re-attending within 3 months - Adults	515	3,251	15.8%	15.4%	16.7%	15.6%
% of FP17s for the same patient ID Re-attending between 3 & 9 months - Children	606	1,427	42.5%	49.0%	48.6%	58.8%
% of FP17s for the same patient ID Re-attending between 3 & 9 months - Adults	926	3,251	28.5%	38.7%	39.1%	51.0%
% of FP17s for Band 1 Urgent Courses	468	4,397	10.6%	10.2%	10.6%	9.0%
% of FP17s Relating to Free Repair or Replacements	26	4,397	0.6%	0.6%	0.5%	0.8%
% of FP17s Relating to Continuations	82	4,397	1.9%	0.9%	0.7%	0.9%
% of Patients satisfied with the dentistry they have received	1	1	N/A	91.8%	90.2%	93.2%
% of Patients satisfied with the time they had to wait for an appointment	1	1	N/A	87.2%	85.0%	88.3%

* This is based on patients treated on this contract for their most recent course of treatment. Figures in italics indicate the base number of FP17s or Patient Questionnaire responses are less than 100. N/A is shown where the base number of responses is less than 10 during the period. % is calculated as Quantity/Base number*100

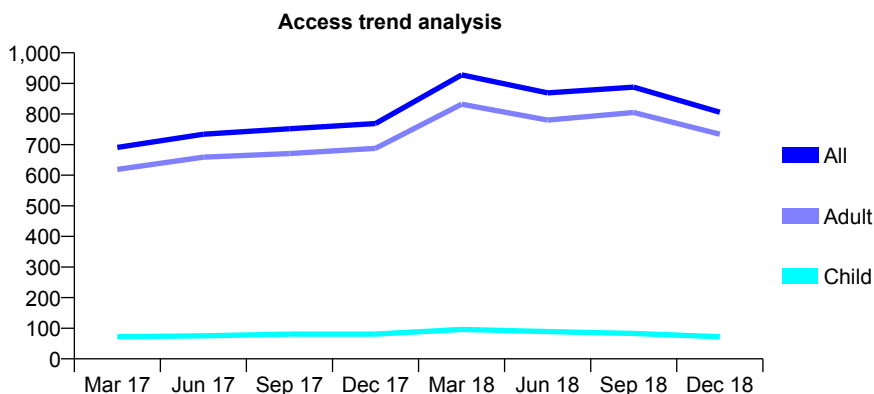
Q63 - Vital Signs At a Glance Contract Report for 152722/0001 - December 2018

Name or company name	Greenwich & Bexley Emergency Dental Se
Contract type name	PDS Contract
Purpose of contract	General
Contract start date	01/04/2011
Contract end date	31/03/2021

18/19 Contracted general activity (UDA)	1,994
Carry forward general activity (UDA)	0
18/19 Contracted orthodontic activity (UOA)	0
Carry forward orthodontic activity (UOA)	0
Baseline contract value	£113,881.60

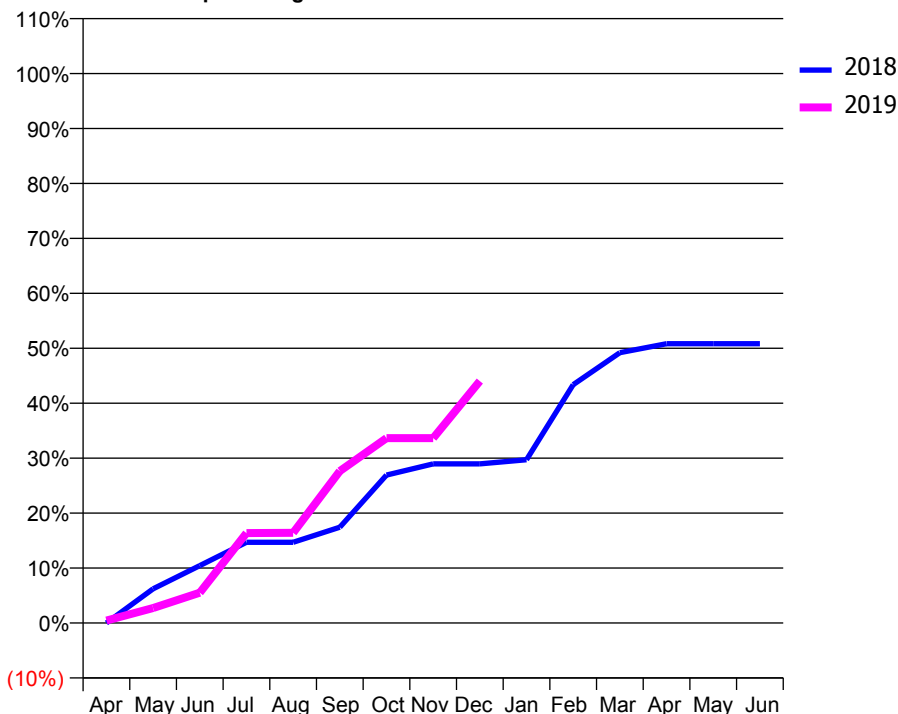
ACCESS*

Patients seen in 24 months	Total	Change since previous quarter
Quarter ending December 2017	769	
Quarter ending March 2018	928	↑
Quarter ending June 2018	869	↓
Quarter ending September 2018	888	↑
Quarter ending December 2018	806	↓
Variance since December 2017	4.8%	↑



ACTIVITY

Cumulative percentage of contracted UDA delivered 2018 & 2019



Month	Adjusted Scheduled Activity (UDA)	
	2018	2019
April	0	9
May	150	54
June	252	110
July	355	326
August	355	327
September	420	552
October	649	671
November	699	671
December	699	878
January	717	
February	1,046	
March	1,187	
April	1,226	
May	1,226	
June	1,226	

QUALITY

	Quantity	Base Number	Contract	AT	Region	England
% of FP17s for the same patient ID Re-attending within 3 months - Children	0	85	0.0%	10.2%	11.8%	11.8%
% of FP17s for the same patient ID Re-attending within 3 months - Adults	8	672	1.2%	15.4%	16.7%	15.6%
% of FP17s for the same patient ID Re-attending between 3 & 9 months - Children	0	85	0.0%	49.0%	48.6%	58.8%
% of FP17s for the same patient ID Re-attending between 3 & 9 months - Adults	1	672	0.1%	38.7%	39.1%	51.0%
% of FP17s for Band 1 Urgent Courses	625	792	78.9%	10.2%	10.6%	9.0%
% of FP17s Relating to Free Repair or Replacements	0	792	0.0%	0.6%	0.5%	0.8%
% of FP17s Relating to Continuations	0	792	0.0%	0.9%	0.7%	0.9%
% of Patients satisfied with the dentistry they have received	2	2	N/A	91.8%	90.2%	93.2%
% of Patients satisfied with the time they had to wait for an appointment	2	2	N/A	87.2%	85.0%	88.3%

* This is based on patients treated on this contract for their most recent course of treatment. Figures in italics indicate the base number of FP17s or Patient Questionnaire responses are less than 100. N/A is shown where the base number of responses is less than 10 during the period. % is calculated as Quantity/Base number*100

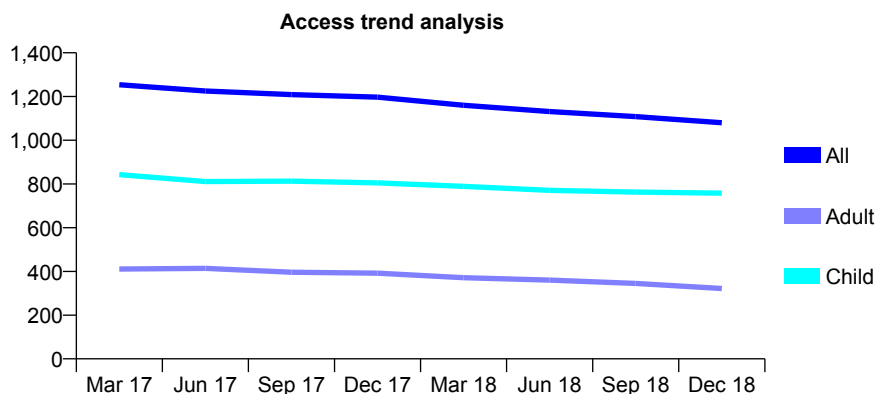
Q63 - Vital Signs At a Glance Contract Report for 152749/0001 - December 2018

Name or company name	Miss B Huggins & Mr T Hind
Contract type name	GDS Contract
Purpose of contract	General
Contract start date	01/11/2012
Contract end date	

18/19 Contracted general activity (UDA)	3,500
Carry forward general activity (UDA)	0
18/19 Contracted orthodontic activity (UOA)	0
Carry forward orthodontic activity (UOA)	0
Baseline contract value	£96,847.59

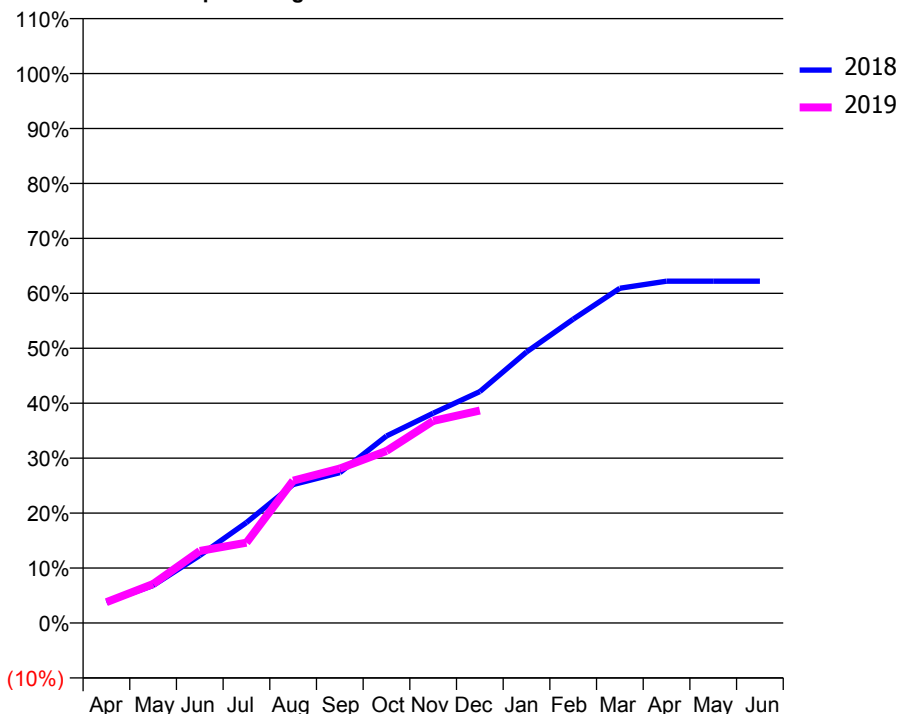
ACCESS*

Patients seen in 24 months	Total	Change since previous quarter
Quarter ending December 2017	1,197	
Quarter ending March 2018	1,160	↓
Quarter ending June 2018	1,131	↓
Quarter ending September 2018	1,108	↓
Quarter ending December 2018	1,080	↓
Variance since December 2017	(9.8%)	↓



ACTIVITY

Cumulative percentage of contracted UDA delivered 2018 & 2019



Month	Adjusted Scheduled Activity (UDA)	
	2018	2019
April	133	133
May	239	249
June	430	459
July	640	512
August	882	907
September	958	984
October	1,192	1,096
November	1,336	1,287
December	1,474	1,354
January	1,726	
February	1,936	
March	2,132	
April	2,178	
May	2,178	
June	2,178	

QUALITY

	Quantity	Base Number	Contract	AT	Region	England
% of FP17s for the same patient ID Re-attending within 3 months - Children	57	662	8.6%	10.2%	11.8%	11.8%
% of FP17s for the same patient ID Re-attending within 3 months - Adults	33	201	16.4%	15.4%	16.7%	15.6%
% of FP17s for the same patient ID Re-attending between 3 & 9 months - Children	275	662	41.5%	49.0%	48.6%	58.8%
% of FP17s for the same patient ID Re-attending between 3 & 9 months - Adults	79	201	39.3%	38.7%	39.1%	51.0%
% of FP17s for Band 1 Urgent Courses	64	832	7.7%	10.2%	10.6%	9.0%
% of FP17s Relating to Free Repair or Replacements	0	832	0.0%	0.6%	0.5%	0.8%
% of FP17s Relating to Continuations	5	832	0.6%	0.9%	0.7%	0.9%
% of Patients satisfied with the dentistry they have received	1	1	N/A	91.8%	90.2%	93.2%
% of Patients satisfied with the time they had to wait for an appointment	1	1	N/A	87.2%	85.0%	88.3%

* This is based on patients treated on this contract for their most recent course of treatment. Figures in italics indicate the base number of FP17s or Patient Questionnaire responses are less than 100. N/A is shown where the base number of responses is less than 10 during the period. % is calculated as Quantity/Base number*100

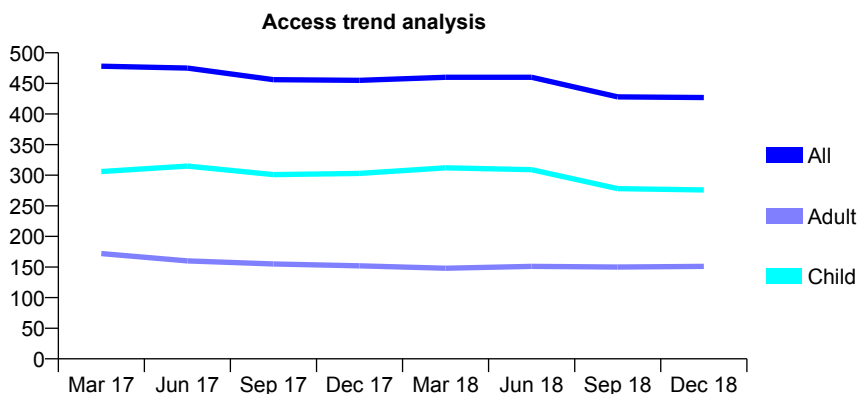
Q63 - Vital Signs At a Glance Contract Report for 154717/0001 - December 2018

Name or company name	Welling Corner Dental Practice Ltd
Contract type name	GDS Contract
Purpose of contract	General
Contract start date	01/11/2012
Contract end date	

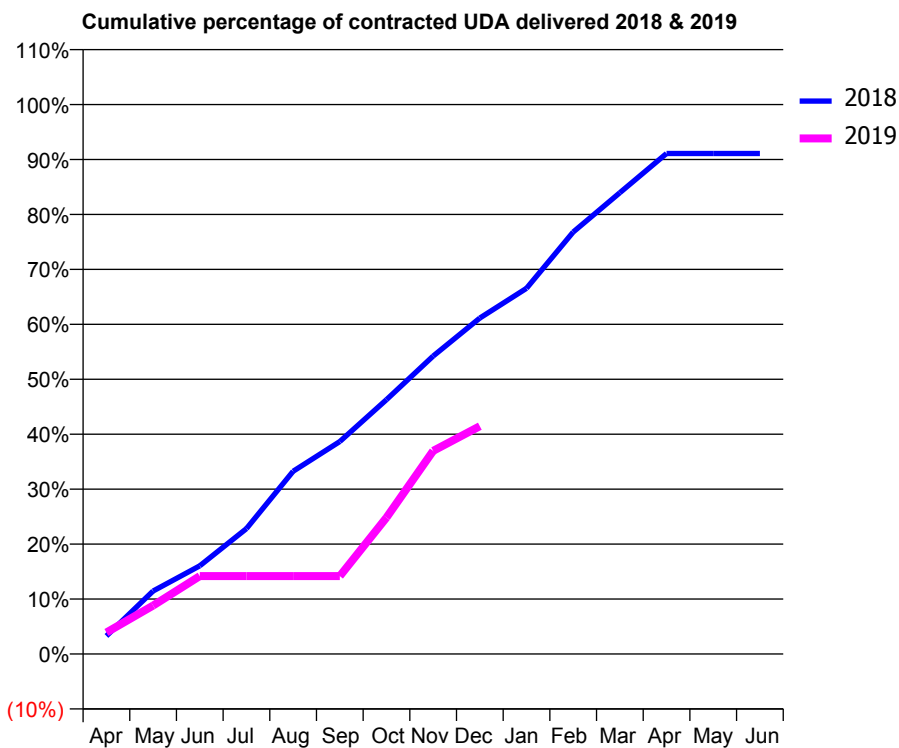
18/19 Contracted general activity (UDA)	1,922
Carry forward general activity (UDA)	0
18/19 Contracted orthodontic activity (UOA)	0
Carry forward orthodontic activity (UOA)	0
Baseline contract value	£49,923.49

ACCESS*

Patients seen in 24 months	Total	Change since previous quarter
Quarter ending December 2017	455	
Quarter ending March 2018	460	→
Quarter ending June 2018	460	→
Quarter ending September 2018	428	↓
Quarter ending December 2018	427	→
Variance since December 2017	(6.2%)	↓



ACTIVITY



Month	Adjusted Scheduled Activity (UDA)	
	2018	2019
April	63	75
May	220	169
June	308	273
July	439	273
August	639	273
September	743	273
October	890	477
November	1,042	711
December	1,175	797
January	1,279	
February	1,476	
March	1,613	
April	1,751	
May	1,751	
June	1,751	

QUALITY

	Quantity	Base Number	Contract	AT	Region	England
% of FP17s for the same patient ID Re-attending within 3 months - Children	20	241	8.3%	10.2%	11.8%	11.8%
% of FP17s for the same patient ID Re-attending within 3 months - Adults	34	143	23.8%	15.4%	16.7%	15.6%
% of FP17s for the same patient ID Re-attending between 3 & 9 months - Children	105	241	43.6%	49.0%	48.6%	58.8%
% of FP17s for the same patient ID Re-attending between 3 & 9 months - Adults	61	143	42.7%	38.7%	39.1%	51.0%
% of FP17s for Band 1 Urgent Courses	19	349	5.4%	10.2%	10.6%	9.0%
% of FP17s Relating to Free Repair or Replacements	0	349	0.0%	0.6%	0.5%	0.8%
% of FP17s Relating to Continuations	7	349	2.0%	0.9%	0.7%	0.9%
% of Patients satisfied with the dentistry they have received	0	0	N/A	91.8%	90.2%	93.2%
% of Patients satisfied with the time they had to wait for an appointment	0	0	N/A	87.2%	85.0%	88.3%

* This is based on patients treated on this contract for their most recent course of treatment. Figures in italics indicate the base number of FP17s or Patient Questionnaire responses are less than 100. N/A is shown where the base number of responses is less than 10 during the period. % is calculated as Quantity/Base number*100

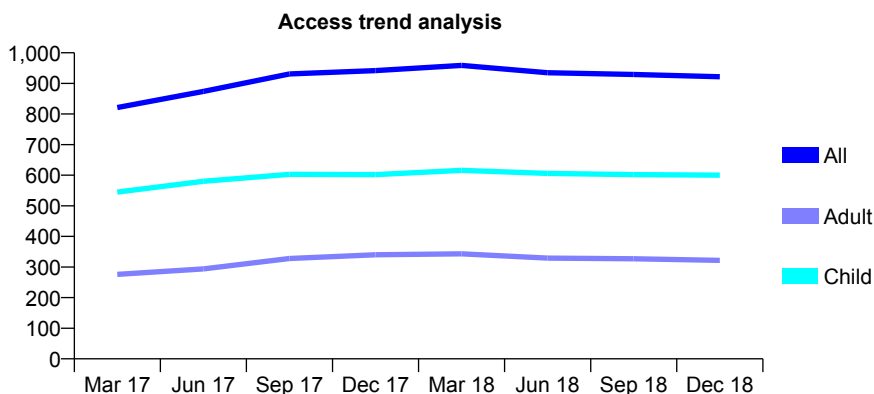
Q63 - Vital Signs At a Glance Contract Report for 154725/0001 - December 2018

Name or company name	Purav Patel
Contract type name	GDS Contract
Purpose of contract	General
Contract start date	01/12/2015
Contract end date	

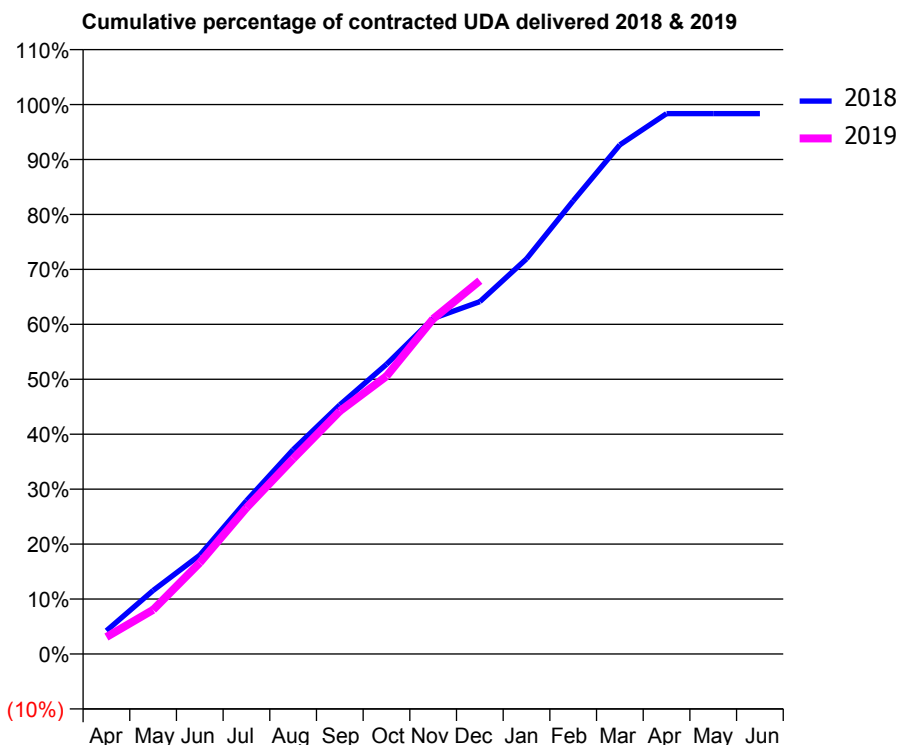
18/19 Contracted general activity (UDA)	3,250
Carry forward general activity (UDA)	54
18/19 Contracted orthodontic activity (UOA)	0
Carry forward orthodontic activity (UOA)	0
Baseline contract value	£88,590.38

ACCESS*

Patients seen in 24 months	Total	Change since previous quarter
Quarter ending December 2017	942	
Quarter ending March 2018	959	→
Quarter ending June 2018	935	↓
Quarter ending September 2018	929	→
Quarter ending December 2018	922	→
Variance since December 2017	(2.1%)	↓



ACTIVITY



Month	Adjusted Scheduled Activity (UDA)	
	2018	2019
April	137	100
May	376	262
June	585	540
July	906	864
August	1,209	1,155
September	1,474	1,436
October	1,714	1,643
November	1,985	1,982
December	2,084	2,208
January	2,337	
February	2,680	
March	3,011	
April	3,196	
May	3,196	
June	3,196	

QUALITY

	Quantity	Base Number	Contract	AT	Region	England
% of FP17s for the same patient ID Re-attending within 3 months - Children	23	585	3.9%	10.2%	11.8%	11.8%
% of FP17s for the same patient ID Re-attending within 3 months - Adults	23	211	10.9%	15.4%	16.7%	15.6%
% of FP17s for the same patient ID Re-attending between 3 & 9 months - Children	297	585	50.8%	49.0%	48.6%	58.8%
% of FP17s for the same patient ID Re-attending between 3 & 9 months - Adults	83	211	39.3%	38.7%	39.1%	51.0%
% of FP17s for Band 1 Urgent Courses	28	738	3.8%	10.2%	10.6%	9.0%
% of FP17s Relating to Free Repair or Replacements	3	738	0.4%	0.6%	0.5%	0.8%
% of FP17s Relating to Continuations	0	738	0.0%	0.9%	0.7%	0.9%
% of Patients satisfied with the dentistry they have received	0	0	N/A	91.8%	90.2%	93.2%
% of Patients satisfied with the time they had to wait for an appointment	0	0	N/A	87.2%	85.0%	88.3%

* This is based on patients treated on this contract for their most recent course of treatment. Figures in italics indicate the base number of FP17s or Patient Questionnaire responses are less than 100. N/A is shown where the base number of responses is less than 10 during the period. % is calculated as Quantity/Base number*100

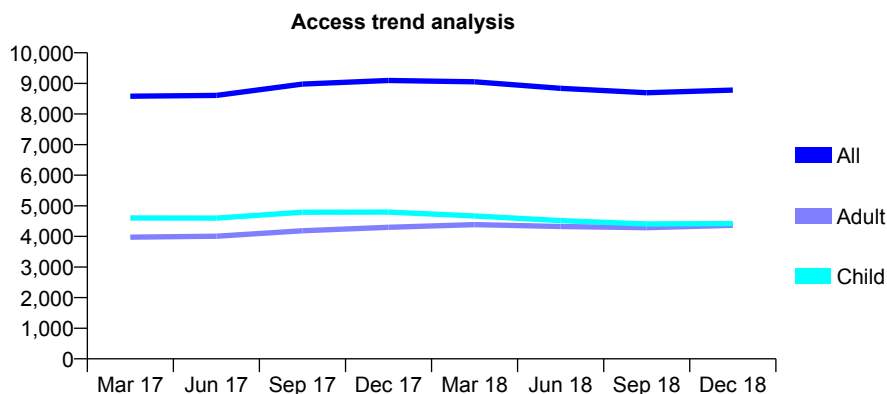
Q63 - Vital Signs At a Glance Contract Report for 155381/0001 - December 2018

Name or company name	Gallions Reach Dental Clinic Limited
Contract type name	GDS Contract
Purpose of contract	General
Contract start date	01/04/2011
Contract end date	

18/19 Contracted general activity (UDA)	24,573
Carry forward general activity (UDA)	600
18/19 Contracted orthodontic activity (UOA)	0
Carry forward orthodontic activity (UOA)	0
Baseline contract value	£1,045,806.85

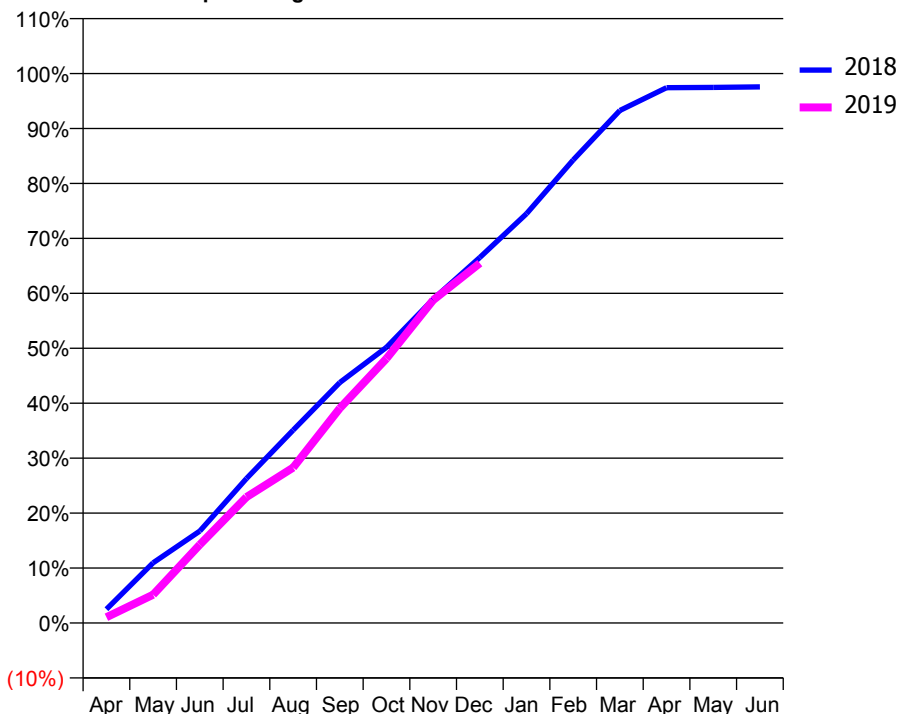
ACCESS*

Patients seen in 24 months	Total	Change since previous quarter
Quarter ending December 2017	9,094	
Quarter ending March 2018	9,053	→
Quarter ending June 2018	8,838	↓
Quarter ending September 2018	8,694	↓
Quarter ending December 2018	8,783	→
Variance since December 2017	(3.4%)	↓



ACTIVITY

Cumulative percentage of contracted UDA delivered 2018 & 2019



Month	Adjusted Scheduled Activity (UDA)	
	2018	2019
April	615	258
May	2,690	1,270
June	4,109	3,502
July	6,463	5,630
August	8,625	6,948
September	10,754	9,603
October	12,331	11,830
November	14,479	14,437
December	16,349	16,092
January	18,304	
February	20,704	
March	22,919	
April	23,939	
May	23,949	
June	23,973	

QUALITY

	Quantity	Base Number	Contract	AT	Region	England
% of FP17s for the same patient ID Re-attending within 3 months - Children	186	3,484	5.3%	10.2%	11.8%	11.8%
% of FP17s for the same patient ID Re-attending within 3 months - Adults	394	3,204	12.3%	15.4%	16.7%	15.6%
% of FP17s for the same patient ID Re-attending between 3 & 9 months - Children	1,354	3,484	38.9%	49.0%	48.6%	58.8%
% of FP17s for the same patient ID Re-attending between 3 & 9 months - Adults	817	3,204	25.5%	38.7%	39.1%	51.0%
% of FP17s for Band 1 Urgent Courses	276	6,292	4.4%	10.2%	10.6%	9.0%
% of FP17s Relating to Free Repair or Replacements	0	6,292	0.0%	0.6%	0.5%	0.8%
% of FP17s Relating to Continuations	33	6,292	0.5%	0.9%	0.7%	0.9%
% of Patients satisfied with the dentistry they have received	0	0	N/A	91.8%	90.2%	93.2%
% of Patients satisfied with the time they had to wait for an appointment	0	0	N/A	87.2%	85.0%	88.3%

* This is based on patients treated on this contract for their most recent course of treatment. Figures in italics indicate the base number of FP17s or Patient Questionnaire responses are less than 100. N/A is shown where the base number of responses is less than 10 during the period. % is calculated as Quantity/Base number*100

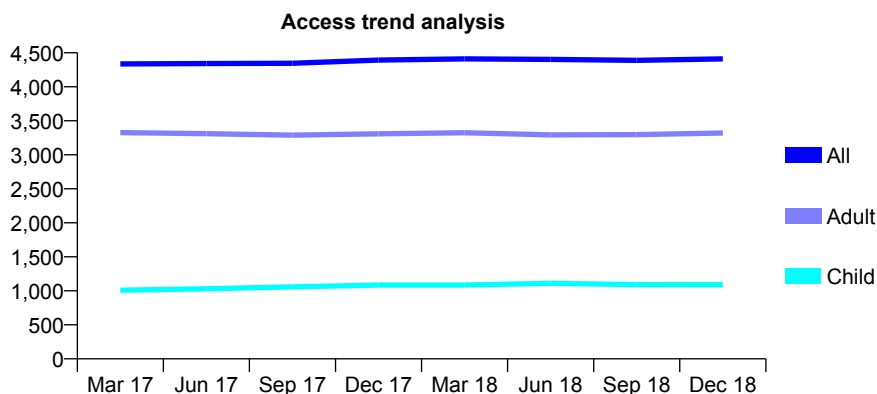
Q63 - Vital Signs At a Glance Contract Report for 155454/0001 - December 2018

Name or company name	Dhiman Dental Surgery
Contract type name	GDS Contract
Purpose of contract	General
Contract start date	12/07/2012
Contract end date	

18/19 Contracted general activity (UDA)	10,000
Carry forward general activity (UDA)	273
18/19 Contracted orthodontic activity (UOA)	0
Carry forward orthodontic activity (UOA)	0
Baseline contract value	£273,144.17

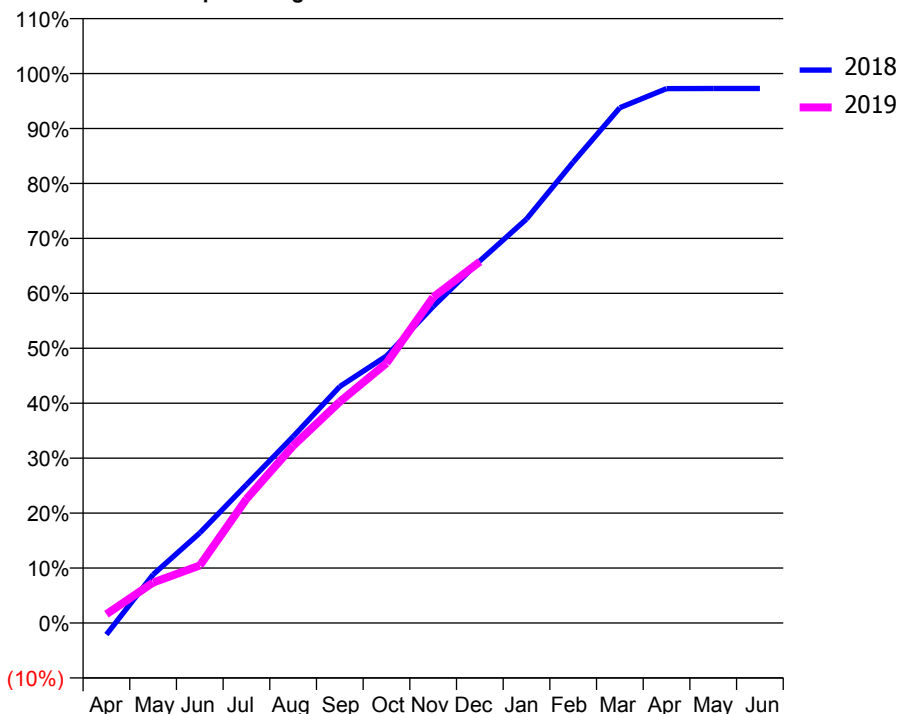
ACCESS*

Patients seen in 24 months	Total	Change since previous quarter
Quarter ending December 2017	4,394	
Quarter ending March 2018	4,410	→
Quarter ending June 2018	4,403	→
Quarter ending September 2018	4,389	→
Quarter ending December 2018	4,410	→
Variance since December 2017	0.4%	→



ACTIVITY

Cumulative percentage of contracted UDA delivered 2018 & 2019



Month	Adjusted Scheduled Activity (UDA)	
	2018	2019
April	-213	161
May	881	738
June	1,640	1,047
July	2,518	2,258
August	3,393	3,223
September	4,304	4,028
October	4,859	4,729
November	5,759	5,929
December	6,589	6,575
January	7,351	
February	8,389	
March	9,377	
April	9,725	
May	9,727	
June	9,727	

QUALITY

	Quantity	Base Number	Contract	AT	Region	England
% of FP17s for the same patient ID Re-attending within 3 months - Children	94	1,260	7.5%	10.2%	11.8%	11.8%
% of FP17s for the same patient ID Re-attending within 3 months - Adults	492	3,393	14.5%	15.4%	16.7%	15.6%
% of FP17s for the same patient ID Re-attending between 3 & 9 months - Children	848	1,260	67.3%	49.0%	48.6%	58.8%
% of FP17s for the same patient ID Re-attending between 3 & 9 months - Adults	1,840	3,393	54.2%	38.7%	39.1%	51.0%
% of FP17s for Band 1 Urgent Courses	510	3,927	13.0%	10.2%	10.6%	9.0%
% of FP17s Relating to Free Repair or Replacements	20	3,927	0.5%	0.6%	0.5%	0.8%
% of FP17s Relating to Continuations	23	3,927	0.6%	0.9%	0.7%	0.9%
% of Patients satisfied with the dentistry they have received	2	2	N/A	91.8%	90.2%	93.2%
% of Patients satisfied with the time they had to wait for an appointment	2	2	N/A	87.2%	85.0%	88.3%

* This is based on patients treated on this contract for their most recent course of treatment. Figures in italics indicate the base number of FP17s or Patient Questionnaire responses are less than 100. N/A is shown where the base number of responses is less than 10 during the period. % is calculated as Quantity/Base number*100

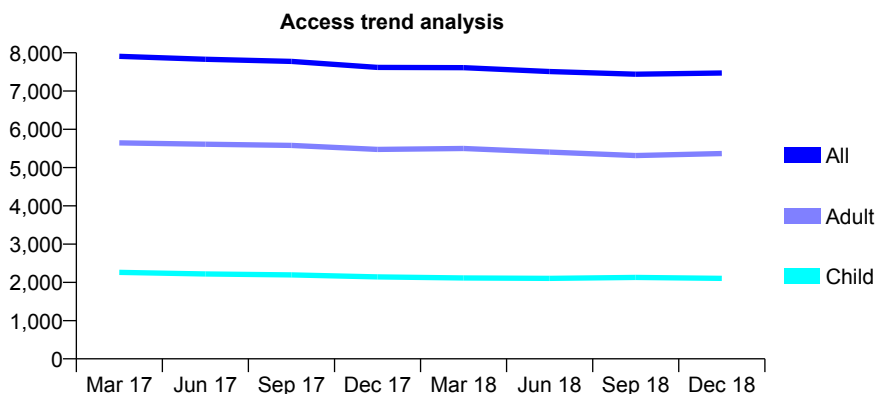
Q63 - Vital Signs At a Glance Contract Report for 156515/0001 - December 2018

Name or company name	Oral Vision Limited
Contract type name	GDS Contract
Purpose of contract	General
Contract start date	01/02/2011
Contract end date	

18/19 Contracted general activity (UDA)	25,920
Carry forward general activity (UDA)	1,038
18/19 Contracted orthodontic activity (UOA)	0
Carry forward orthodontic activity (UOA)	0
Baseline contract value	£789,578.24

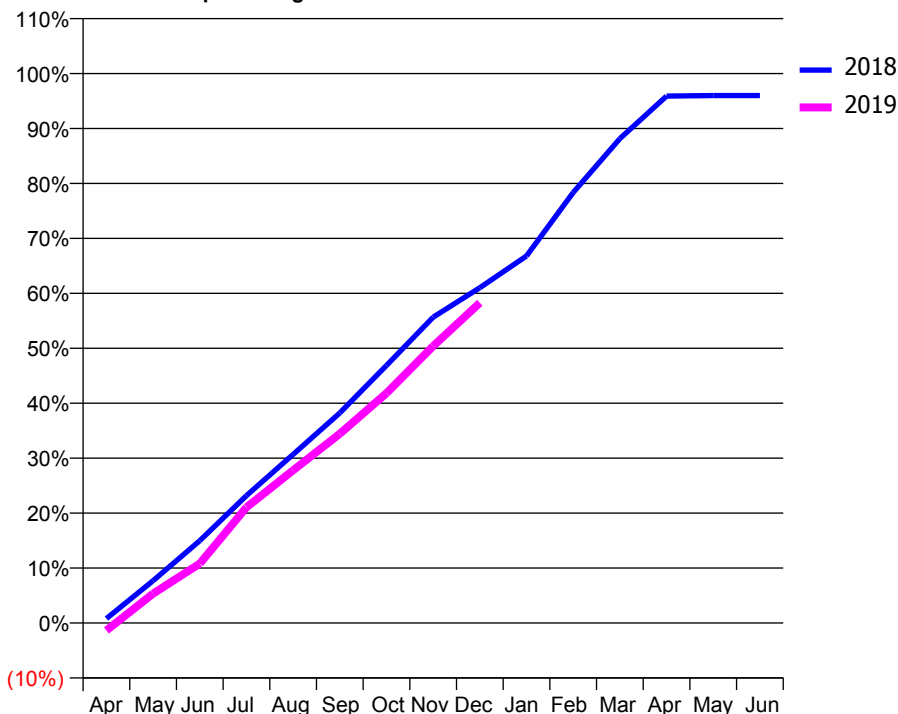
ACCESS*

Patients seen in 24 months	Total	Change since previous quarter
Quarter ending December 2017	7,619	
Quarter ending March 2018	7,612	→
Quarter ending June 2018	7,511	↓
Quarter ending September 2018	7,442	→
Quarter ending December 2018	7,472	→
Variance since December 2017	(1.9%)	↓



ACTIVITY

Cumulative percentage of contracted UDA delivered 2018 & 2019



Month	Adjusted Scheduled Activity (UDA)	
	2018	2019
April	210	-355
May	1,997	1,384
June	3,882	2,802
July	6,008	5,455
August	7,955	7,207
September	9,907	8,929
October	12,151	10,841
November	14,428	13,058
December	15,815	15,106
January	17,313	
February	20,307	
March	22,851	
April	24,854	
May	24,878	
June	24,882	

QUALITY

	Quantity	Base Number	Contract	AT	Region	England
% of FP17s for the same patient ID Re-attending within 3 months - Children	148	1,943	7.6%	10.2%	11.8%	11.8%
% of FP17s for the same patient ID Re-attending within 3 months - Adults	555	4,115	13.5%	15.4%	16.7%	15.6%
% of FP17s for the same patient ID Re-attending between 3 & 9 months - Children	882	1,943	45.4%	49.0%	48.6%	58.8%
% of FP17s for the same patient ID Re-attending between 3 & 9 months - Adults	1,519	4,115	36.9%	38.7%	39.1%	51.0%
% of FP17s for Band 1 Urgent Courses	420	5,589	7.5%	10.2%	10.6%	9.0%
% of FP17s Relating to Free Repair or Replacements	31	5,589	0.6%	0.6%	0.5%	0.8%
% of FP17s Relating to Continuations	7	5,589	0.1%	0.9%	0.7%	0.9%
% of Patients satisfied with the dentistry they have received	0	0	N/A	91.8%	90.2%	93.2%
% of Patients satisfied with the time they had to wait for an appointment	0	0	N/A	87.2%	85.0%	88.3%

* This is based on patients treated on this contract for their most recent course of treatment. Figures in italics indicate the base number of FP17s or Patient Questionnaire responses are less than 100. N/A is shown where the base number of responses is less than 10 during the period. % is calculated as Quantity/Base number*100

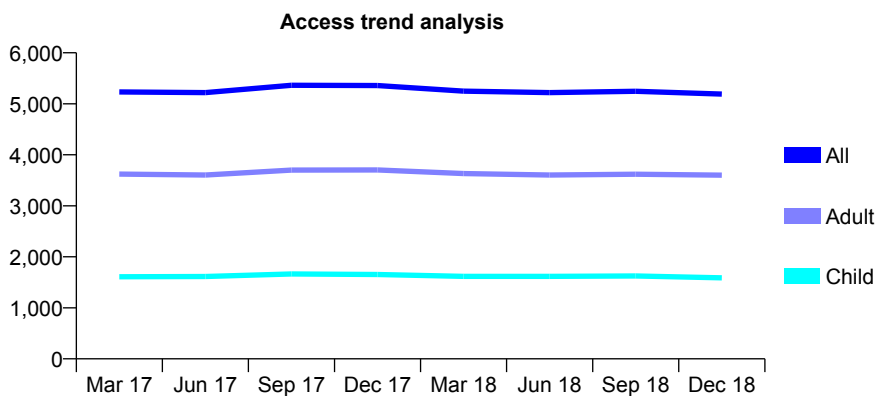
Q63 - Vital Signs At a Glance Contract Report for 157821/0001 - December 2018

Name or company name	S Cowley, R Ingham and J Angelo
Contract type name	GDS Contract
Purpose of contract	General
Contract start date	01/04/2012
Contract end date	

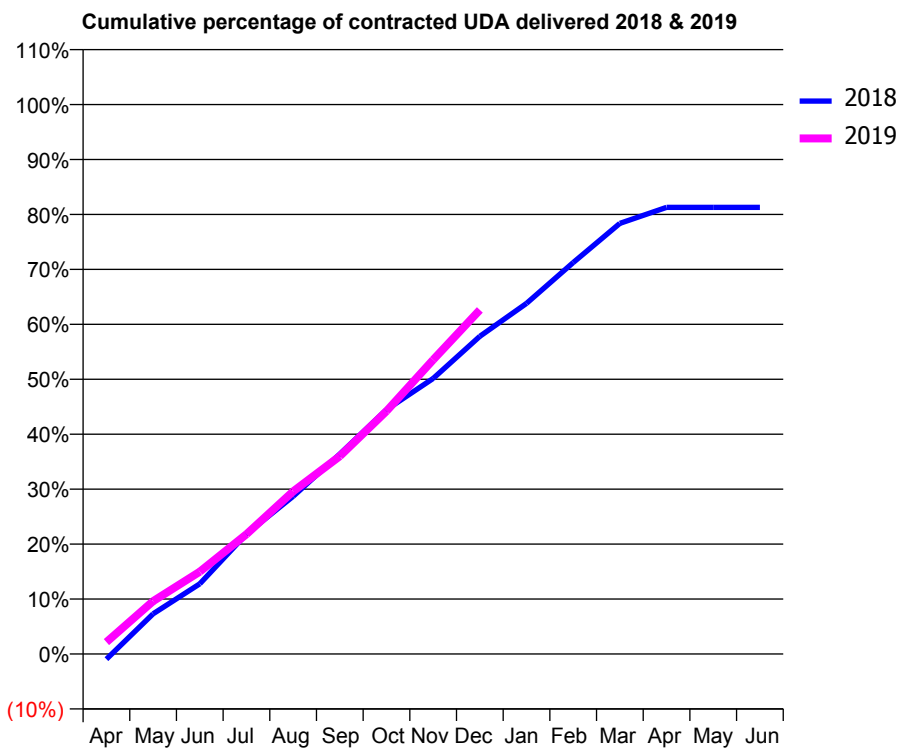
18/19 Contracted general activity (UDA)	20,833
Carry forward general activity (UDA)	0
18/19 Contracted orthodontic activity (UOA)	0
Carry forward orthodontic activity (UOA)	0
Baseline contract value	£659,545.44

ACCESS*

Patients seen in 24 months	Total	Change since previous quarter
Quarter ending December 2017	5,358	
Quarter ending March 2018	5,249	↓
Quarter ending June 2018	5,220	→
Quarter ending September 2018	5,246	→
Quarter ending December 2018	5,190	↓
Variance since December 2017	(3.1%)	↓



ACTIVITY



Month	Adjusted Scheduled Activity (UDA)	
	2018	2019
April	-202	451
May	1,524	2,007
June	2,664	3,120
July	4,551	4,545
August	5,979	6,163
September	7,583	7,498
October	9,262	9,210
November	10,449	11,157
December	12,043	13,047
January	13,294	
February	14,841	
March	16,326	
April	16,936	
May	16,936	
June	16,936	

QUALITY

	Quantity	Base Number	Contract	AT	Region	England
% of FP17s for the same patient ID Re-attending within 3 months - Children	112	1,216	9.2%	10.2%	11.8%	11.8%
% of FP17s for the same patient ID Re-attending within 3 months - Adults	582	2,798	20.8%	15.4%	16.7%	15.6%
% of FP17s for the same patient ID Re-attending between 3 & 9 months - Children	499	1,216	41.0%	49.0%	48.6%	58.8%
% of FP17s for the same patient ID Re-attending between 3 & 9 months - Adults	884	2,798	31.6%	38.7%	39.1%	51.0%
% of FP17s for Band 1 Urgent Courses	531	3,817	13.9%	10.2%	10.6%	9.0%
% of FP17s Relating to Free Repair or Replacements	47	3,817	1.2%	0.6%	0.5%	0.8%
% of FP17s Relating to Continuations	133	3,817	3.5%	0.9%	0.7%	0.9%
% of Patients satisfied with the dentistry they have received	0	0	N/A	91.8%	90.2%	93.2%
% of Patients satisfied with the time they had to wait for an appointment	0	0	N/A	87.2%	85.0%	88.3%

* This is based on patients treated on this contract for their most recent course of treatment. Figures in italics indicate the base number of FP17s or Patient Questionnaire responses are less than 100. N/A is shown where the base number of responses is less than 10 during the period. % is calculated as Quantity/Base number*100

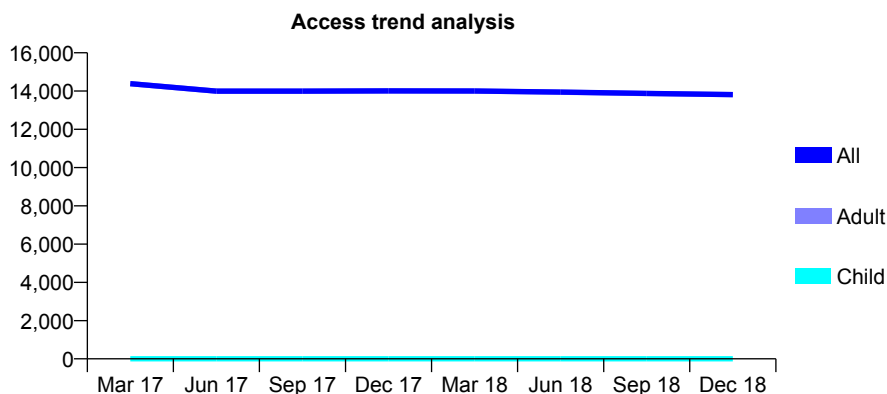
Q63 - Vital Signs At a Glance Contract Report for 158100/0001 - December 2018

Name or company name	The Domiciliary Dental Practice
Contract type name	GDS Contract
Purpose of contract	General
Contract start date	01/07/2012
Contract end date	

18/19 Contracted general activity (UDA)	36,916
Carry forward general activity (UDA)	0
18/19 Contracted orthodontic activity (UOA)	0
Carry forward orthodontic activity (UOA)	0
Baseline contract value	£1,191,749.97

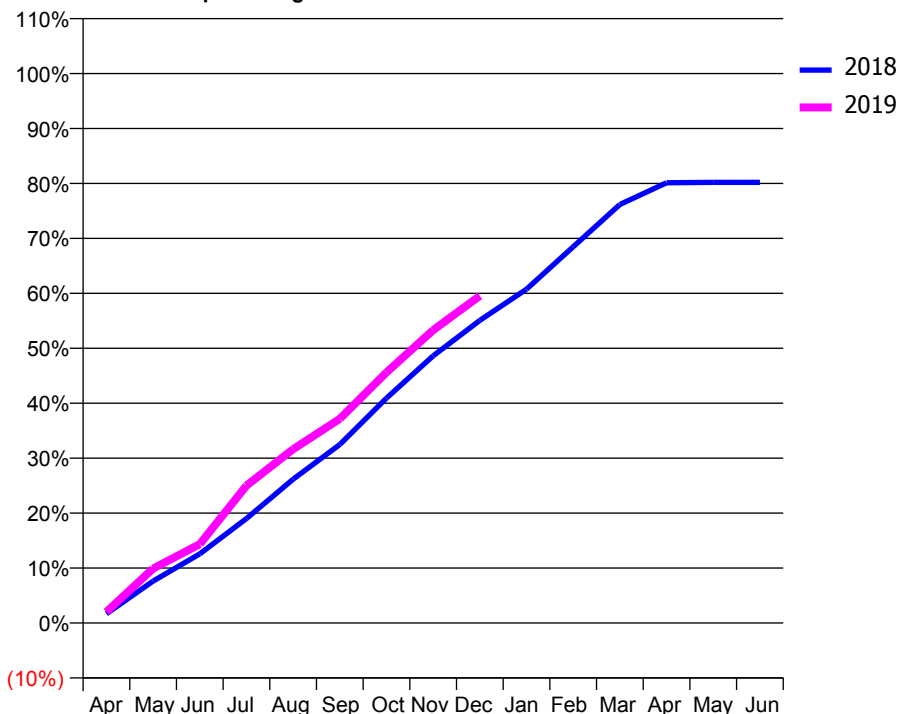
ACCESS*

Patients seen in 24 months	Total	Change since previous quarter
Quarter ending December 2017	14,008	
Quarter ending March 2018	14,003	→
Quarter ending June 2018	13,944	→
Quarter ending September 2018	13,874	→
Quarter ending December 2018	13,813	→
Variance since December 2017	(1.4%)	↓



ACTIVITY

Cumulative percentage of contracted UDA delivered 2018 & 2019



Month	Adjusted Scheduled Activity (UDA)	
	2018	2019
April	627	747
May	2,814	3,658
June	4,644	5,303
July	7,016	9,235
August	9,658	11,675
September	11,991	13,721
October	15,105	16,841
November	17,944	19,680
December	20,331	21,978
January	22,427	
February	25,277	
March	28,114	
April	29,579	
May	29,602	
June	29,602	

QUALITY

	Quantity	Base Number	Contract	AT	Region	England
% of FP17s for the same patient ID Re-attending within 3 months - Children	0	0	N/A	10.2%	11.8%	11.8%
% of FP17s for the same patient ID Re-attending within 3 months - Adults	1,446	12,588	11.5%	15.4%	16.7%	15.6%
% of FP17s for the same patient ID Re-attending between 3 & 9 months - Children	0	0	N/A	49.0%	48.6%	58.8%
% of FP17s for the same patient ID Re-attending between 3 & 9 months - Adults	7,050	12,588	56.0%	38.7%	39.1%	51.0%
% of FP17s for Band 1 Urgent Courses	291	11,864	2.5%	10.2%	10.6%	9.0%
% of FP17s Relating to Free Repair or Replacements	0	11,864	0.0%	0.6%	0.5%	0.8%
% of FP17s Relating to Continuations	65	11,864	0.5%	0.9%	0.7%	0.9%
% of Patients satisfied with the dentistry they have received	0	0	N/A	91.8%	90.2%	93.2%
% of Patients satisfied with the time they had to wait for an appointment	0	0	N/A	87.2%	85.0%	88.3%

* This is based on patients treated on this contract for their most recent course of treatment. Figures in italics indicate the base number of FP17s or Patient Questionnaire responses are less than 100. N/A is shown where the base number of responses is less than 10 during the period. % is calculated as Quantity/Base number*100

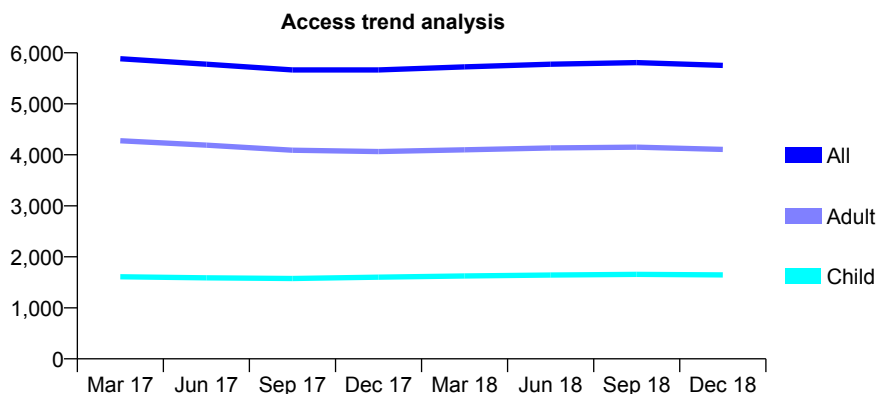
Q63 - Vital Signs At a Glance Contract Report for 158135/0001 - December 2018

Name or company name	Mr S Patel & Mr MP Patel
Contract type name	GDS Contract
Purpose of contract	General
Contract start date	01/11/2010
Contract end date	

18/19 Contracted general activity (UDA)	11,893
Carry forward general activity (UDA)	-238
18/19 Contracted orthodontic activity (UOA)	0
Carry forward orthodontic activity (UOA)	0
Baseline contract value	£291,785.46

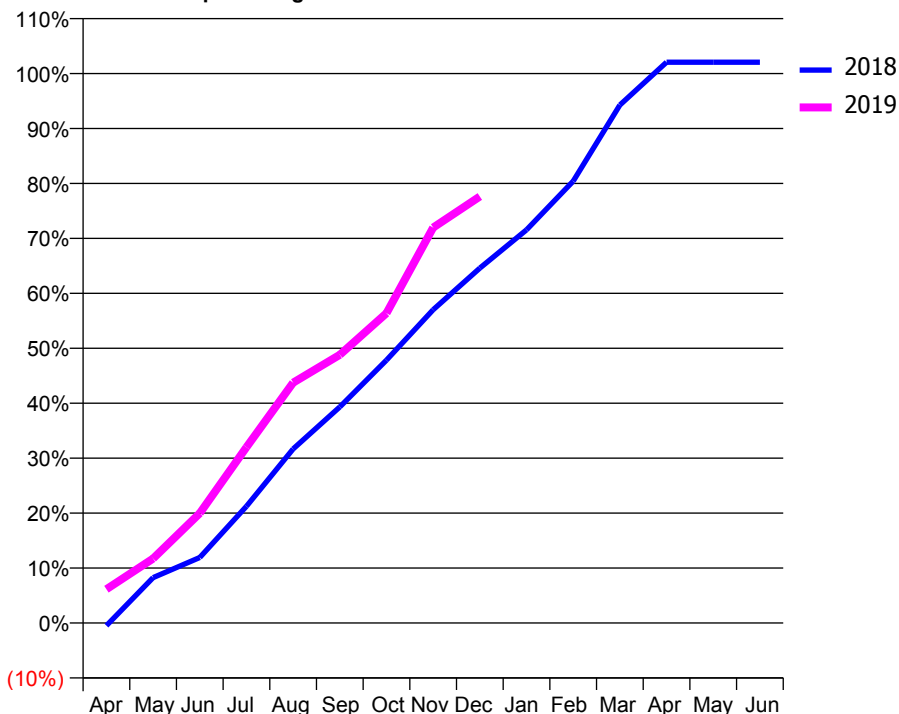
ACCESS*

Patients seen in 24 months	Total	Change since previous quarter
Quarter ending December 2017	5,664	
Quarter ending March 2018	5,725	→
Quarter ending June 2018	5,777	→
Quarter ending September 2018	5,808	→
Quarter ending December 2018	5,753	→
Variance since December 2017	1.6%	→



ACTIVITY

Cumulative percentage of contracted UDA delivered 2018 & 2019



Month	Adjusted Scheduled Activity (UDA)	
	2018	2019
April	-60	731
May	982	1,396
June	1,418	2,378
July	2,526	3,806
August	3,767	5,201
September	4,677	5,804
October	5,689	6,706
November	6,781	8,557
December	7,682	9,231
January	8,511	
February	9,562	
March	11,210	
April	12,136	
May	12,136	
June	12,136	

QUALITY

	Quantity	Base Number	Contract	AT	Region	England
% of FP17s for the same patient ID Re-attending within 3 months - Children	116	1,635	7.1%	10.2%	11.8%	11.8%
% of FP17s for the same patient ID Re-attending within 3 months - Adults	463	3,600	12.9%	15.4%	16.7%	15.6%
% of FP17s for the same patient ID Re-attending between 3 & 9 months - Children	869	1,635	53.1%	49.0%	48.6%	58.8%
% of FP17s for the same patient ID Re-attending between 3 & 9 months - Adults	1,518	3,600	42.2%	38.7%	39.1%	51.0%
% of FP17s for Band 1 Urgent Courses	441	4,849	9.1%	10.2%	10.6%	9.0%
% of FP17s Relating to Free Repair or Replacements	27	4,849	0.6%	0.6%	0.5%	0.8%
% of FP17s Relating to Continuations	57	4,849	1.2%	0.9%	0.7%	0.9%
% of Patients satisfied with the dentistry they have received	2	2	N/A	91.8%	90.2%	93.2%
% of Patients satisfied with the time they had to wait for an appointment	0	2	N/A	87.2%	85.0%	88.3%

* This is based on patients treated on this contract for their most recent course of treatment. Figures in italics indicate the base number of FP17s or Patient Questionnaire responses are less than 100. N/A is shown where the base number of responses is less than 10 during the period. % is calculated as Quantity/Base number*100

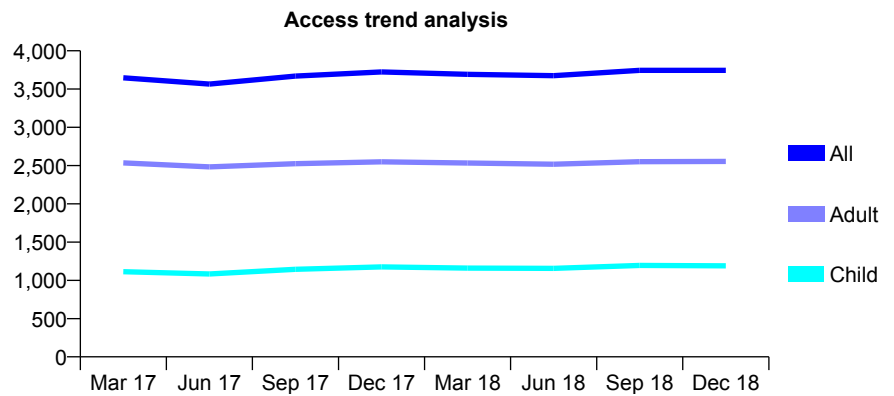
Q63 - Vital Signs At a Glance Contract Report for 158402/0001 - December 2018

Name or company name	Charlton Dental Care Ltd
Contract type name	GDS Contract
Purpose of contract	General
Contract start date	01/04/2010
Contract end date	

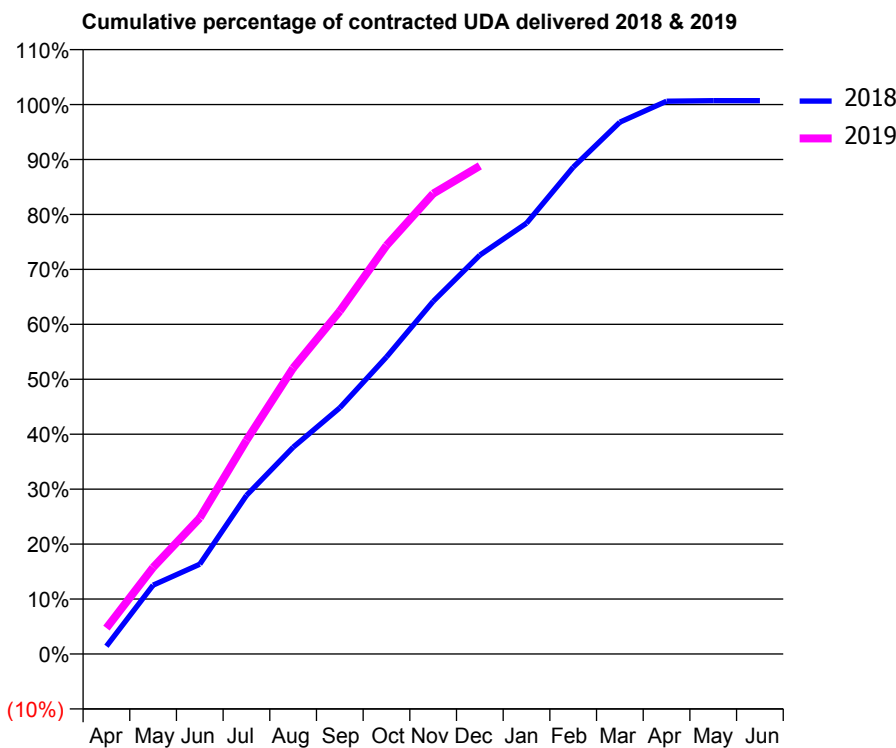
18/19 Contracted general activity (UDA)	15,510
Carry forward general activity (UDA)	-107
18/19 Contracted orthodontic activity (UOA)	0
Carry forward orthodontic activity (UOA)	0
Baseline contract value	£426,730.33

ACCESS*

Patients seen in 24 months	Total	Change since previous quarter
Quarter ending December 2017	3,724	
Quarter ending March 2018	3,693	→
Quarter ending June 2018	3,675	→
Quarter ending September 2018	3,745	→
Quarter ending December 2018	3,744	→
Variance since December 2017	0.5%	→



ACTIVITY



Month	Adjusted Scheduled Activity (UDA)	
	2018	2019
April	219	733
May	1,946	2,445
June	2,536	3,840
July	4,478	6,031
August	5,837	8,072
September	6,949	9,677
October	8,383	11,530
November	9,954	12,993
December	11,261	13,778
January	12,160	
February	13,738	
March	15,010	
April	15,602	
May	15,617	
June	15,617	

QUALITY

	Quantity	Base Number	Contract	AT	Region	England
% of FP17s for the same patient ID Re-attending within 3 months - Children	110	1,161	9.5%	10.2%	11.8%	11.8%
% of FP17s for the same patient ID Re-attending within 3 months - Adults	354	2,214	16.0%	15.4%	16.7%	15.6%
% of FP17s for the same patient ID Re-attending between 3 & 9 months - Children	507	1,161	43.7%	49.0%	48.6%	58.8%
% of FP17s for the same patient ID Re-attending between 3 & 9 months - Adults	825	2,214	37.3%	38.7%	39.1%	51.0%
% of FP17s for Band 1 Urgent Courses	193	3,241	6.0%	10.2%	10.6%	9.0%
% of FP17s Relating to Free Repair or Replacements	86	3,241	2.7%	0.6%	0.5%	0.8%
% of FP17s Relating to Continuations	98	3,241	3.0%	0.9%	0.7%	0.9%
% of Patients satisfied with the dentistry they have received	0	0	N/A	91.8%	90.2%	93.2%
% of Patients satisfied with the time they had to wait for an appointment	0	0	N/A	87.2%	85.0%	88.3%

* This is based on patients treated on this contract for their most recent course of treatment. Figures in italics indicate the base number of FP17s or Patient Questionnaire responses are less than 100. N/A is shown where the base number of responses is less than 10 during the period. % is calculated as Quantity/Base number*100

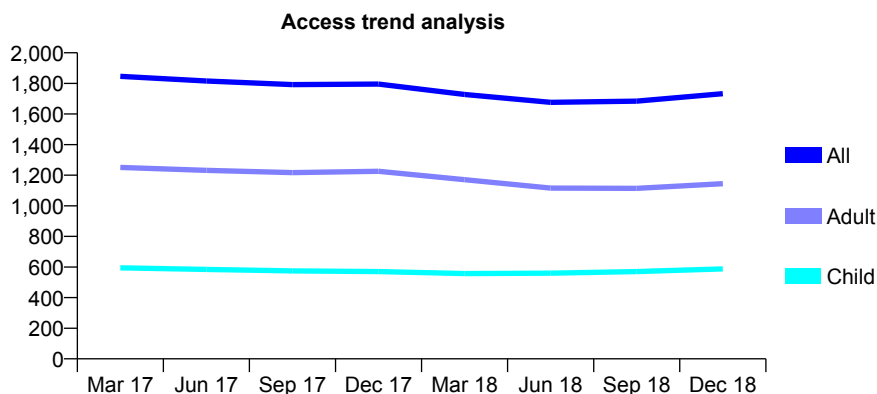
Q63 - Vital Signs At a Glance Contract Report for 158461/0001 - December 2018

Name or company name	The Mullally Dental Practice Ltd
Contract type name	GDS Contract
Purpose of contract	General
Contract start date	01/07/2008
Contract end date	

18/19 Contracted general activity (UDA)	6,944
Carry forward general activity (UDA)	-139
18/19 Contracted orthodontic activity (UOA)	0
Carry forward orthodontic activity (UOA)	0
Baseline contract value	£209,629.55

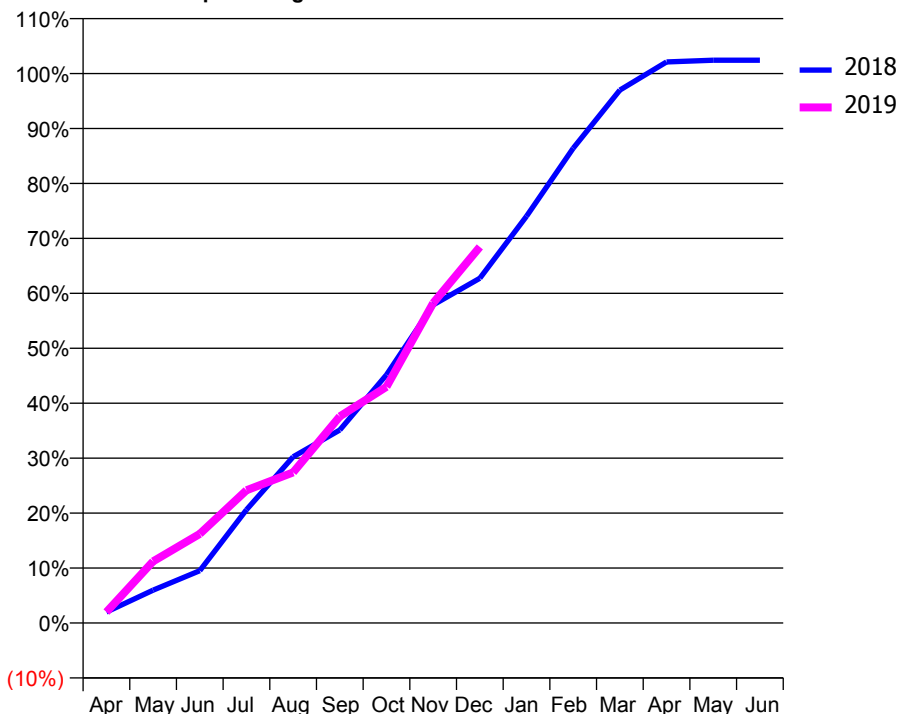
ACCESS*

Patients seen in 24 months	Total	Change since previous quarter
Quarter ending December 2017	1,796	
Quarter ending March 2018	1,728	↓
Quarter ending June 2018	1,676	↓
Quarter ending September 2018	1,684	→
Quarter ending December 2018	1,733	↑
Variance since December 2017	(3.5%)	↓



ACTIVITY

Cumulative percentage of contracted UDA delivered 2018 & 2019



Month	Adjusted Scheduled Activity (UDA)	
	2018	2019
April	139	139
May	415	779
June	662	1,127
July	1,431	1,678
August	2,101	1,904
September	2,439	2,611
October	3,136	2,985
November	4,020	4,043
December	4,356	4,752
January	5,140	
February	5,999	
March	6,734	
April	7,089	
May	7,111	
June	7,111	

QUALITY

	Quantity	Base Number	Contract	AT	Region	England
% of FP17s for the same patient ID Re-attending within 3 months - Children	22	433	5.1%	10.2%	11.8%	11.8%
% of FP17s for the same patient ID Re-attending within 3 months - Adults	77	807	9.5%	15.4%	16.7%	15.6%
% of FP17s for the same patient ID Re-attending between 3 & 9 months - Children	99	433	22.9%	49.0%	48.6%	58.8%
% of FP17s for the same patient ID Re-attending between 3 & 9 months - Adults	265	807	32.8%	38.7%	39.1%	51.0%
% of FP17s for Band 1 Urgent Courses	0	1,137	0.0%	10.2%	10.6%	9.0%
% of FP17s Relating to Free Repair or Replacements	2	1,137	0.2%	0.6%	0.5%	0.8%
% of FP17s Relating to Continuations	17	1,137	1.5%	0.9%	0.7%	0.9%
% of Patients satisfied with the dentistry they have received	0	0	N/A	91.8%	90.2%	93.2%
% of Patients satisfied with the time they had to wait for an appointment	0	0	N/A	87.2%	85.0%	88.3%

* This is based on patients treated on this contract for their most recent course of treatment. Figures in italics indicate the base number of FP17s or Patient Questionnaire responses are less than 100. N/A is shown where the base number of responses is less than 10 during the period. % is calculated as Quantity/Base number*100

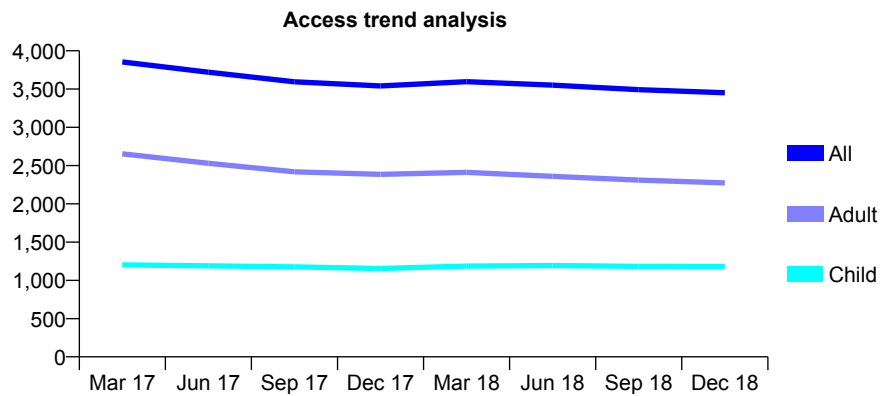
Q63 - Vital Signs At a Glance Contract Report for 158879/0001 - December 2018

Name or company name	Woodside Dental Clinic
Contract type name	GDS Contract
Purpose of contract	General
Contract start date	20/06/2011
Contract end date	

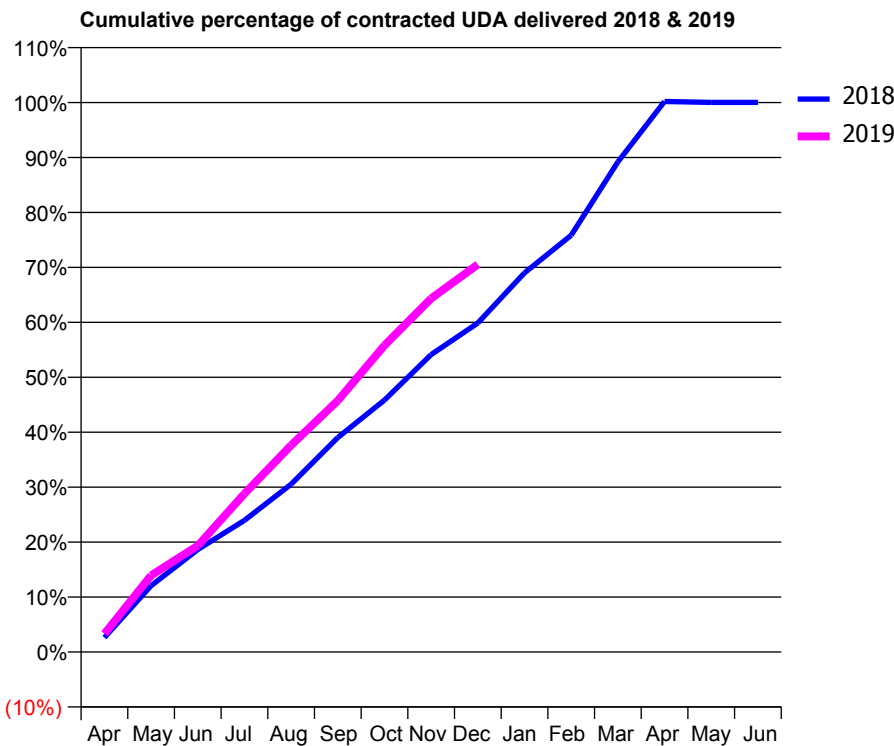
18/19 Contracted general activity (UDA)	6,523
Carry forward general activity (UDA)	-1
18/19 Contracted orthodontic activity (UOA)	0
Carry forward orthodontic activity (UOA)	0
Baseline contract value	£173,009.06

ACCESS*

Patients seen in 24 months	Total	Change since previous quarter
Quarter ending December 2017	3,541	
Quarter ending March 2018	3,597	→
Quarter ending June 2018	3,552	↓
Quarter ending September 2018	3,492	↓
Quarter ending December 2018	3,452	↓
Variance since December 2017	(2.5%)	↓



ACTIVITY



Month	Adjusted Scheduled Activity (UDA)	
	2018	2019
April	172	216
May	787	909
June	1,216	1,262
July	1,563	1,880
August	1,992	2,455
September	2,546	2,984
October	2,991	3,639
November	3,531	4,196
December	3,906	4,601
January	4,500	
February	4,948	
March	5,819	
April	6,535	
May	6,524	
June	6,524	

QUALITY

	Quantity	Base Number	Contract	AT	Region	England
% of FP17s for the same patient ID Re-attending within 3 months - Children	53	1,162	4.6%	10.2%	11.8%	11.8%
% of FP17s for the same patient ID Re-attending within 3 months - Adults	210	1,849	11.4%	15.4%	16.7%	15.6%
% of FP17s for the same patient ID Re-attending between 3 & 9 months - Children	586	1,162	50.4%	49.0%	48.6%	58.8%
% of FP17s for the same patient ID Re-attending between 3 & 9 months - Adults	617	1,849	33.4%	38.7%	39.1%	51.0%
% of FP17s for Band 1 Urgent Courses	232	2,752	8.4%	10.2%	10.6%	9.0%
% of FP17s Relating to Free Repair or Replacements	5	2,752	0.2%	0.6%	0.5%	0.8%
% of FP17s Relating to Continuations	7	2,752	0.3%	0.9%	0.7%	0.9%
% of Patients satisfied with the dentistry they have received	0	0	N/A	91.8%	90.2%	93.2%
% of Patients satisfied with the time they had to wait for an appointment	0	0	N/A	87.2%	85.0%	88.3%

* This is based on patients treated on this contract for their most recent course of treatment. Figures in italics indicate the base number of FP17s or Patient Questionnaire responses are less than 100. N/A is shown where the base number of responses is less than 10 during the period. % is calculated as Quantity/Base number*100

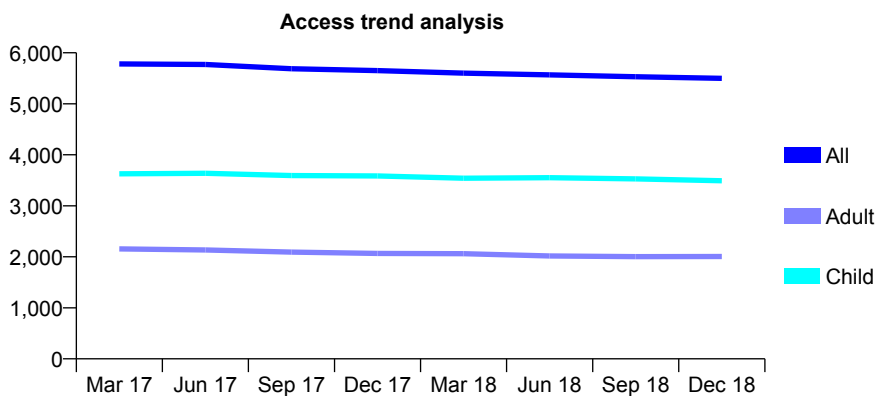
Q63 - Vital Signs At a Glance Contract Report for 159247/0001 - December 2018

Name or company name	Half Moon Dental Centre Ltd
Contract type name	GDS Contract
Purpose of contract	General
Contract start date	01/04/2013
Contract end date	

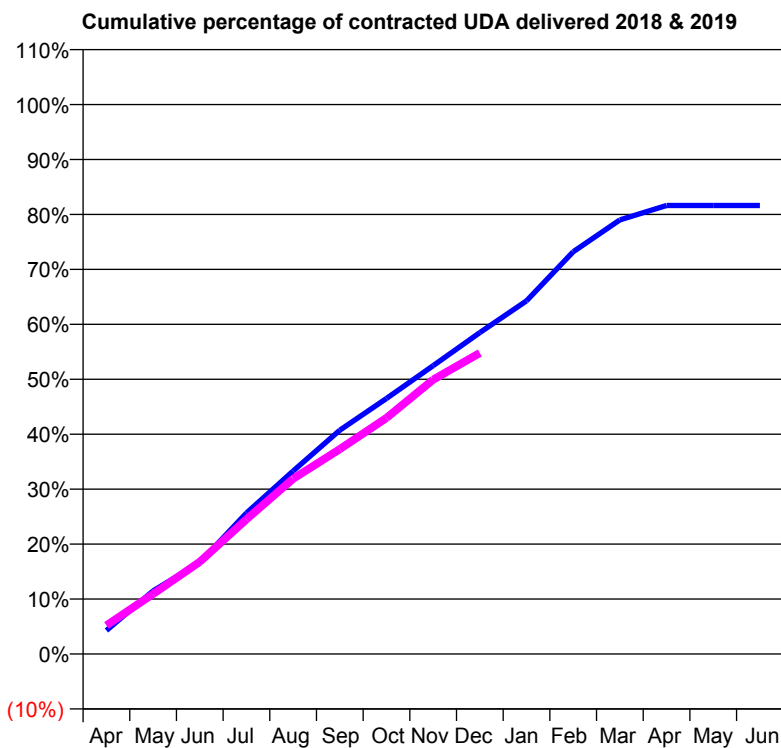
18/19 Contracted general activity (UDA)	11,000
Carry forward general activity (UDA)	0
18/19 Contracted orthodontic activity (UOA)	0
Carry forward orthodontic activity (UOA)	0
Baseline contract value	£261,547.97

ACCESS*

Patients seen in 24 months	Total	Change since previous quarter
Quarter ending December 2017	5,652	
Quarter ending March 2018	5,601	→
Quarter ending June 2018	5,568	→
Quarter ending September 2018	5,531	→
Quarter ending December 2018	5,499	→
Variance since December 2017	(2.7%)	↓



ACTIVITY



Month	Adjusted Scheduled Activity (UDA)	
	2018	2019
April	472	572
May	1,263	1,202
June	1,832	1,845
July	2,823	2,698
August	3,663	3,509
September	4,482	4,102
October	5,116	4,727
November	5,774	5,492
December	6,434	6,026
January	7,070	
February	8,053	
March	8,690	
April	8,977	
May	8,977	
June	8,977	

QUALITY

	Quantity	Base Number	Contract	AT	Region	England
% of FP17s for the same patient ID Re-attending within 3 months - Children	194	3,112	6.2%	10.2%	11.8%	11.8%
% of FP17s for the same patient ID Re-attending within 3 months - Adults	163	1,471	11.1%	15.4%	16.7%	15.6%
% of FP17s for the same patient ID Re-attending between 3 & 9 months - Children	1,457	3,112	46.8%	49.0%	48.6%	58.8%
% of FP17s for the same patient ID Re-attending between 3 & 9 months - Adults	634	1,471	43.1%	38.7%	39.1%	51.0%
% of FP17s for Band 1 Urgent Courses	58	4,368	1.3%	10.2%	10.6%	9.0%
% of FP17s Relating to Free Repair or Replacements	21	4,368	0.5%	0.6%	0.5%	0.8%
% of FP17s Relating to Continuations	16	4,368	0.4%	0.9%	0.7%	0.9%
% of Patients satisfied with the dentistry they have received	1	1	N/A	91.8%	90.2%	93.2%
% of Patients satisfied with the time they had to wait for an appointment	1	1	N/A	87.2%	85.0%	88.3%

* This is based on patients treated on this contract for their most recent course of treatment. Figures in italics indicate the base number of FP17s or Patient Questionnaire responses are less than 100. N/A is shown where the base number of responses is less than 10 during the period. % is calculated as Quantity/Base number*100

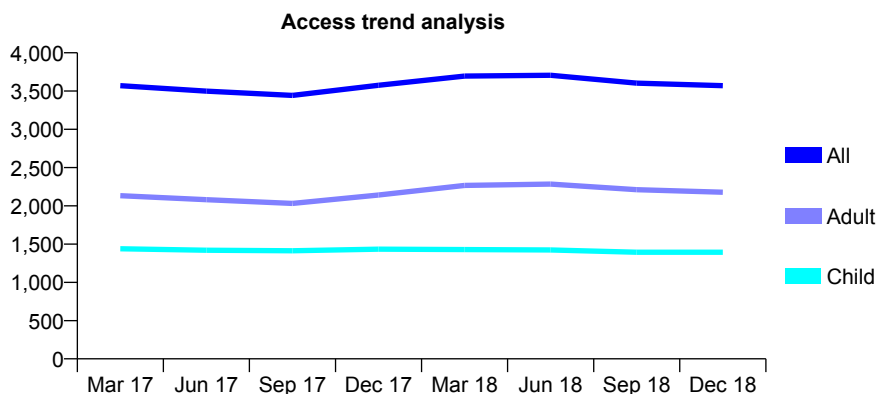
Q63 - Vital Signs At a Glance Contract Report for 160113/0001 - December 2018

Name or company name	Townley Road Dental Practice
Contract type name	GDS Contract
Purpose of contract	General
Contract start date	01/01/2013
Contract end date	

18/19 Contracted general activity (UDA)	10,000
Carry forward general activity (UDA)	325
18/19 Contracted orthodontic activity (UOA)	0
Carry forward orthodontic activity (UOA)	0
Baseline contract value	£247,211.10

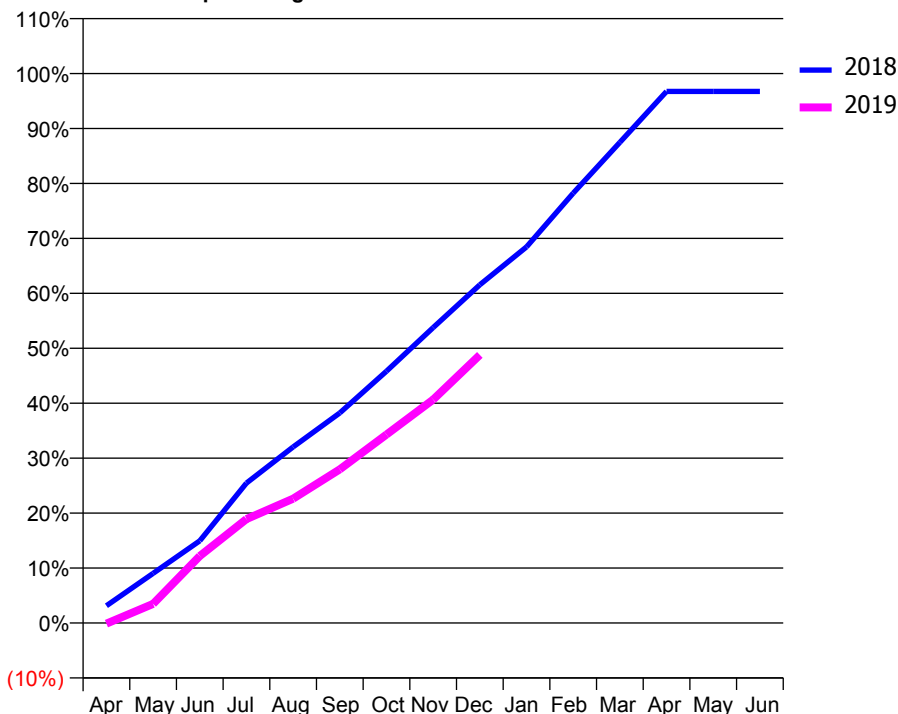
ACCESS*

Patients seen in 24 months	Total	Change since previous quarter
Quarter ending December 2017	3,575	
Quarter ending March 2018	3,696	↑
Quarter ending June 2018	3,707	→
Quarter ending September 2018	3,604	↓
Quarter ending December 2018	3,571	→
Variance since December 2017	(0.1%)	→



ACTIVITY

Cumulative percentage of contracted UDA delivered 2018 & 2019



Month	Adjusted Scheduled Activity (UDA)	
	2018	2019
April	313	-14
May	903	347
June	1,496	1,219
July	2,546	1,891
August	3,206	2,264
September	3,823	2,798
October	4,583	3,429
November	5,376	4,065
December	6,155	4,879
January	6,844	
February	7,821	
March	8,746	
April	9,675	
May	9,675	
June	9,675	

QUALITY

	Quantity	Base Number	Contract	AT	Region	England
% of FP17s for the same patient ID Re-attending within 3 months - Children	80	1,093	7.3%	10.2%	11.8%	11.8%
% of FP17s for the same patient ID Re-attending within 3 months - Adults	270	1,467	18.4%	15.4%	16.7%	15.6%
% of FP17s for the same patient ID Re-attending between 3 & 9 months - Children	375	1,093	34.3%	49.0%	48.6%	58.8%
% of FP17s for the same patient ID Re-attending between 3 & 9 months - Adults	423	1,467	28.8%	38.7%	39.1%	51.0%
% of FP17s for Band 1 Urgent Courses	184	2,311	8.0%	10.2%	10.6%	9.0%
% of FP17s Relating to Free Repair or Replacements	10	2,311	0.4%	0.6%	0.5%	0.8%
% of FP17s Relating to Continuations	68	2,311	2.9%	0.9%	0.7%	0.9%
% of Patients satisfied with the dentistry they have received	1	1	N/A	91.8%	90.2%	93.2%
% of Patients satisfied with the time they had to wait for an appointment	1	1	N/A	87.2%	85.0%	88.3%

* This is based on patients treated on this contract for their most recent course of treatment. Figures in italics indicate the base number of FP17s or Patient Questionnaire responses are less than 100. N/A is shown where the base number of responses is less than 10 during the period. % is calculated as Quantity/Base number*100

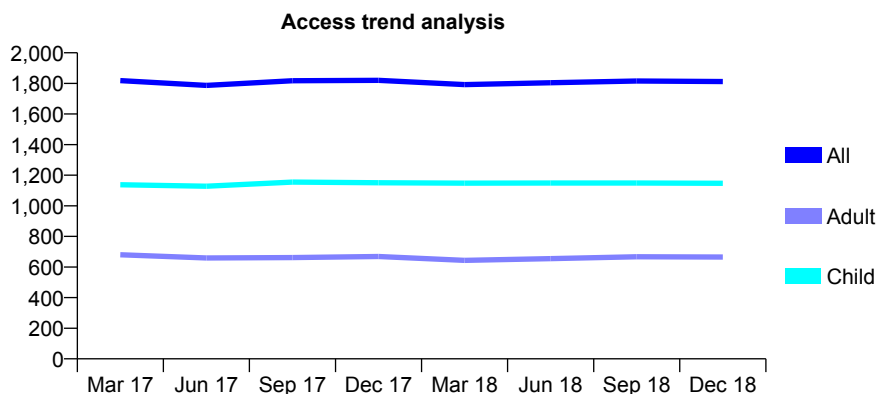
Q63 - Vital Signs At a Glance Contract Report for 160989/0001 - December 2018

Name or company name	Mr S Perry and Mrs S Perry
Contract type name	GDS Contract
Purpose of contract	General
Contract start date	01/08/2009
Contract end date	

18/19 Contracted general activity (UDA)	5,092
Carry forward general activity (UDA)	109
18/19 Contracted orthodontic activity (UOA)	0
Carry forward orthodontic activity (UOA)	0
Baseline contract value	£124,415.79

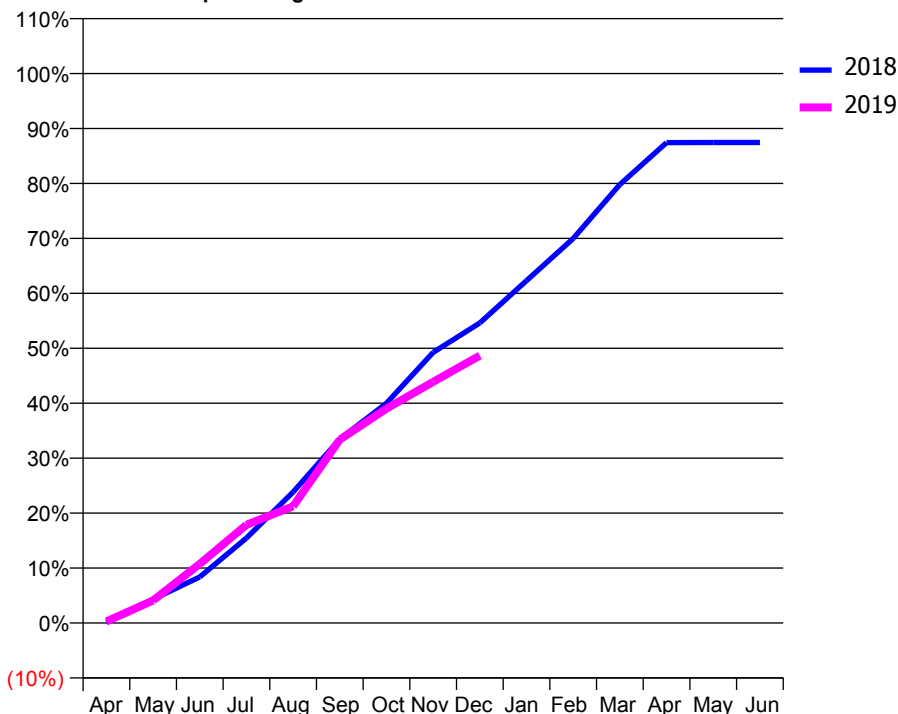
ACCESS*

Patients seen in 24 months	Total	Change since previous quarter
Quarter ending December 2017	1,820	
Quarter ending March 2018	1,792	↓
Quarter ending June 2018	1,804	→
Quarter ending September 2018	1,816	→
Quarter ending December 2018	1,812	→
Variance since December 2017	(0.4%)	→



ACTIVITY

Cumulative percentage of contracted UDA delivered 2018 & 2019



Month	Adjusted Scheduled Activity (UDA)	
	2018	2019
April	6	14
May	220	209
June	426	548
July	788	910
August	1,214	1,082
September	1,705	1,700
October	2,036	1,986
November	2,508	2,235
December	2,781	2,478
January	3,173	
February	3,563	
March	4,063	
April	4,451	
May	4,452	
June	4,452	

QUALITY

	Quantity	Base Number	Contract	AT	Region	England
% of FP17s for the same patient ID Re-attending within 3 months - Children	85	1,288	6.6%	10.2%	11.8%	11.8%
% of FP17s for the same patient ID Re-attending within 3 months - Adults	82	525	15.6%	15.4%	16.7%	15.6%
% of FP17s for the same patient ID Re-attending between 3 & 9 months - Children	881	1,288	68.4%	49.0%	48.6%	58.8%
% of FP17s for the same patient ID Re-attending between 3 & 9 months - Adults	275	525	52.4%	38.7%	39.1%	51.0%
% of FP17s for Band 1 Urgent Courses	90	1,635	5.5%	10.2%	10.6%	9.0%
% of FP17s Relating to Free Repair or Replacements	0	1,635	0.0%	0.6%	0.5%	0.8%
% of FP17s Relating to Continuations	0	1,635	0.0%	0.9%	0.7%	0.9%
% of Patients satisfied with the dentistry they have received	0	0	N/A	91.8%	90.2%	93.2%
% of Patients satisfied with the time they had to wait for an appointment	0	0	N/A	87.2%	85.0%	88.3%

* This is based on patients treated on this contract for their most recent course of treatment. Figures in italics indicate the base number of FP17s or Patient Questionnaire responses are less than 100. N/A is shown where the base number of responses is less than 10 during the period. % is calculated as Quantity/Base number*100

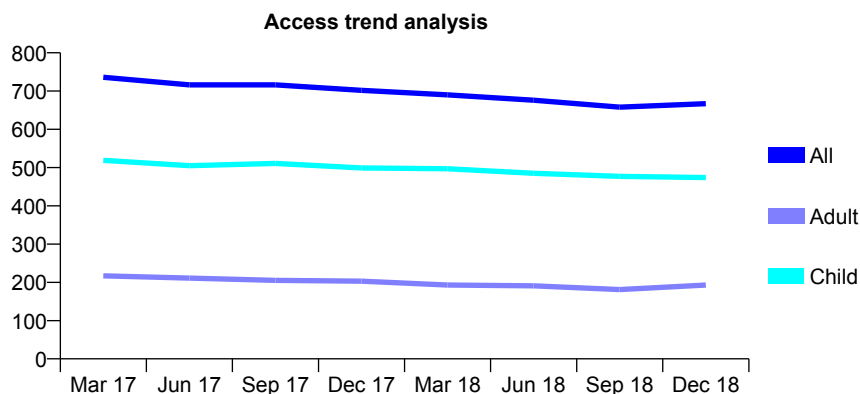
Q63 - Vital Signs At a Glance Contract Report for 161020/0001 - December 2018

Name or company name	Kingston Hill Dental Practice
Contract type name	GDS Contract
Purpose of contract	General
Contract start date	01/04/2010
Contract end date	

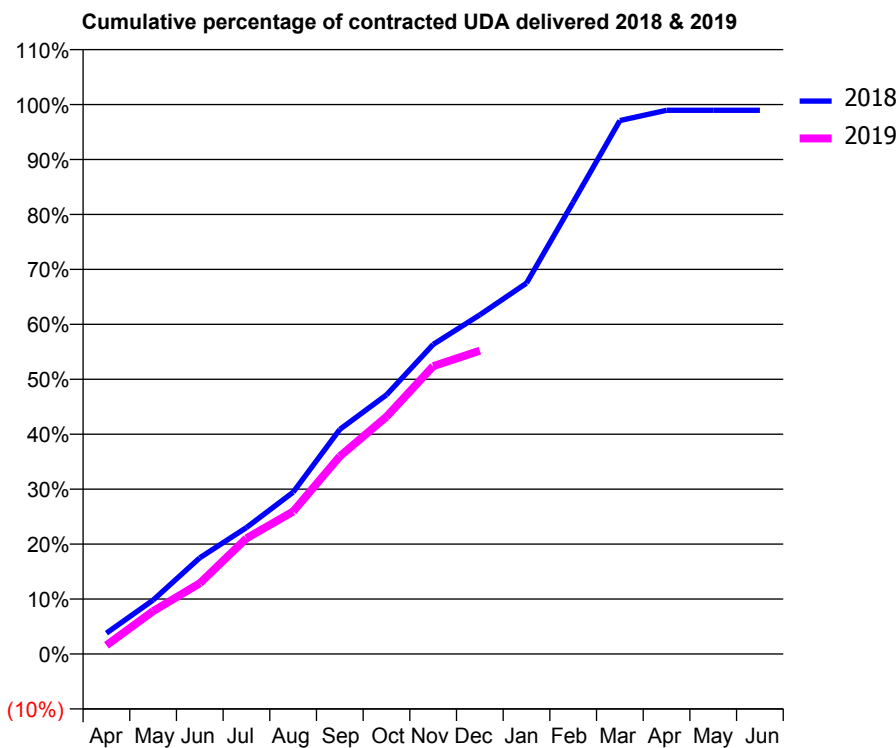
18/19 Contracted general activity (UDA)	1,500
Carry forward general activity (UDA)	16
18/19 Contracted orthodontic activity (UOA)	0
Carry forward orthodontic activity (UOA)	0
Baseline contract value	£36,138.17

ACCESS*

Patients seen in 24 months	Total	Change since previous quarter
Quarter ending December 2017	702	
Quarter ending March 2018	690	↓
Quarter ending June 2018	676	↓
Quarter ending September 2018	658	↓
Quarter ending December 2018	667	→
Variance since December 2017	(5.0%)	↓



ACTIVITY



Month	Adjusted Scheduled Activity (UDA)	
	2018	2019
April	57	24
May	147	117
June	263	193
July	345	316
August	442	389
September	613	540
October	707	648
November	845	786
December	926	828
January	1,012	
February	1,234	
March	1,456	
April	1,484	
May	1,484	
June	1,484	

QUALITY

	Quantity	Base Number	Contract	AT	Region	England
% of FP17s for the same patient ID Re-attending within 3 months - Children	39	463	8.4%	10.2%	11.8%	11.8%
% of FP17s for the same patient ID Re-attending within 3 months - Adults	6	89	6.7%	15.4%	16.7%	15.6%
% of FP17s for the same patient ID Re-attending between 3 & 9 months - Children	251	463	54.2%	49.0%	48.6%	58.8%
% of FP17s for the same patient ID Re-attending between 3 & 9 months - Adults	37	89	41.6%	38.7%	39.1%	51.0%
% of FP17s for Band 1 Urgent Courses	14	529	2.6%	10.2%	10.6%	9.0%
% of FP17s Relating to Free Repair or Replacements	0	529	0.0%	0.6%	0.5%	0.8%
% of FP17s Relating to Continuations	0	529	0.0%	0.9%	0.7%	0.9%
% of Patients satisfied with the dentistry they have received	0	0	N/A	91.8%	90.2%	93.2%
% of Patients satisfied with the time they had to wait for an appointment	0	0	N/A	87.2%	85.0%	88.3%

* This is based on patients treated on this contract for their most recent course of treatment. Figures in italics indicate the base number of FP17s or Patient Questionnaire responses are less than 100. N/A is shown where the base number of responses is less than 10 during the period. % is calculated as Quantity/Base number*100

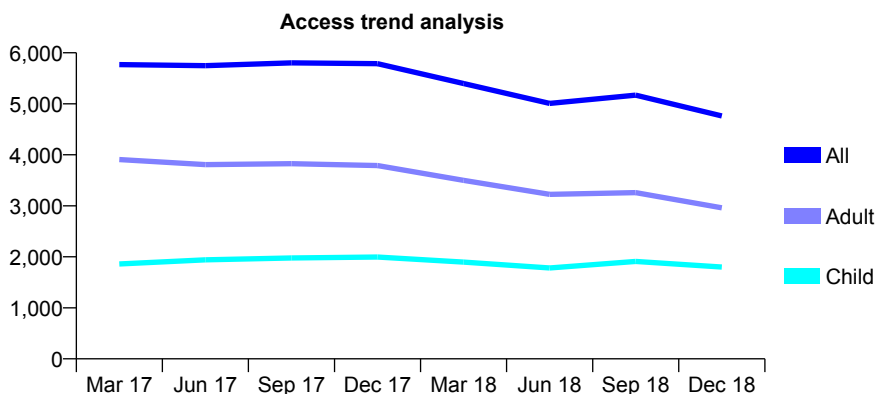
Q63 - Vital Signs At a Glance Contract Report for 163945/0001 - December 2018

Name or company name	Wandsworth Town Dental Practice Limited
Contract type name	GDS Contract
Purpose of contract	General
Contract start date	10/10/2011
Contract end date	

18/19 Contracted general activity (UDA)	18,500
Carry forward general activity (UDA)	11
18/19 Contracted orthodontic activity (UOA)	0
Carry forward orthodontic activity (UOA)	0
Baseline contract value	£537,333.60

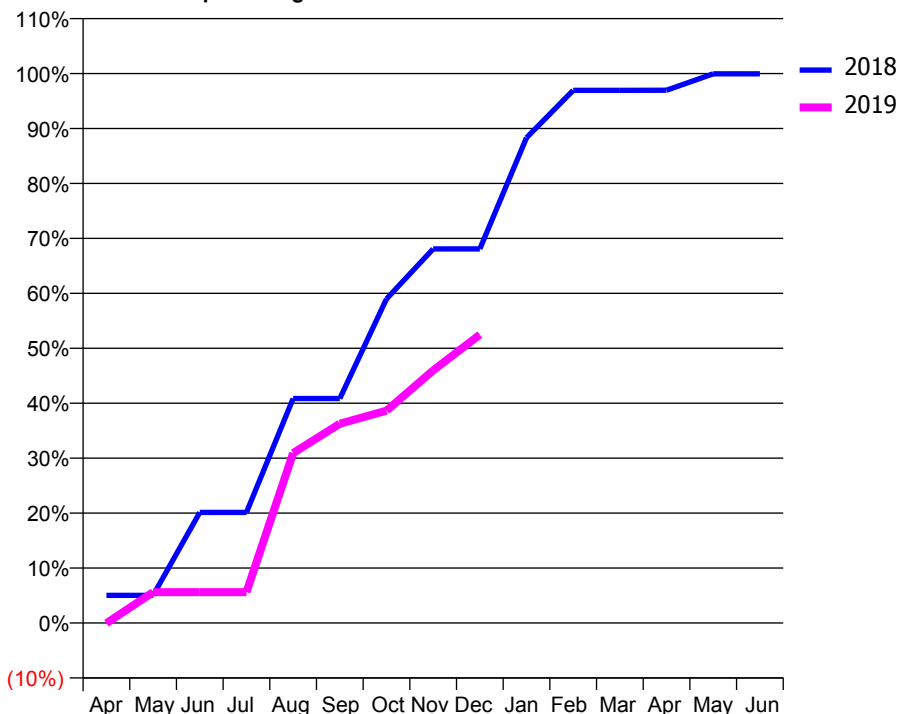
ACCESS*

Patients seen in 24 months	Total	Change since previous quarter
Quarter ending December 2017	5,786	
Quarter ending March 2018	5,397	↓
Quarter ending June 2018	5,008	↓
Quarter ending September 2018	5,169	↑
Quarter ending December 2018	4,761	↓
Variance since December 2017	(17.7%)	↓



ACTIVITY

Cumulative percentage of contracted UDA delivered 2018 & 2019



Adjusted Scheduled Activity (UDA)

Month	2018	2019
April	931	-11
May	931	1,037
June	3,724	1,037
July	3,724	1,037
August	7,557	5,721
September	7,560	6,708
October	10,910	7,149
November	12,594	8,505
December	12,594	9,707
January	16,340	
February	17,933	
March	17,933	
April	17,936	
May	18,489	
June	18,489	

QUALITY

	Quantity	Base Number	Contract	AT	Region	England
% of FP17s for the same patient ID Re-attending within 3 months - Children	154	1,476	10.4%	10.2%	11.8%	11.8%
% of FP17s for the same patient ID Re-attending within 3 months - Adults	544	2,501	21.8%	15.4%	16.7%	15.6%
% of FP17s for the same patient ID Re-attending between 3 & 9 months - Children	307	1,476	20.8%	49.0%	48.6%	58.8%
% of FP17s for the same patient ID Re-attending between 3 & 9 months - Adults	433	2,501	17.3%	38.7%	39.1%	51.0%
% of FP17s for Band 1 Urgent Courses	1,325	3,609	36.7%	10.2%	10.6%	9.0%
% of FP17s Relating to Free Repair or Replacements	0	3,609	0.0%	0.6%	0.5%	0.8%
% of FP17s Relating to Continuations	0	3,609	0.0%	0.9%	0.7%	0.9%
% of Patients satisfied with the dentistry they have received	1	1	N/A	91.8%	90.2%	93.2%
% of Patients satisfied with the time they had to wait for an appointment	1	1	N/A	87.2%	85.0%	88.3%

* This is based on patients treated on this contract for their most recent course of treatment. Figures in italics indicate the base number of FP17s or Patient Questionnaire responses are less than 100. N/A is shown where the base number of responses is less than 10 during the period. % is calculated as Quantity/Base number*100

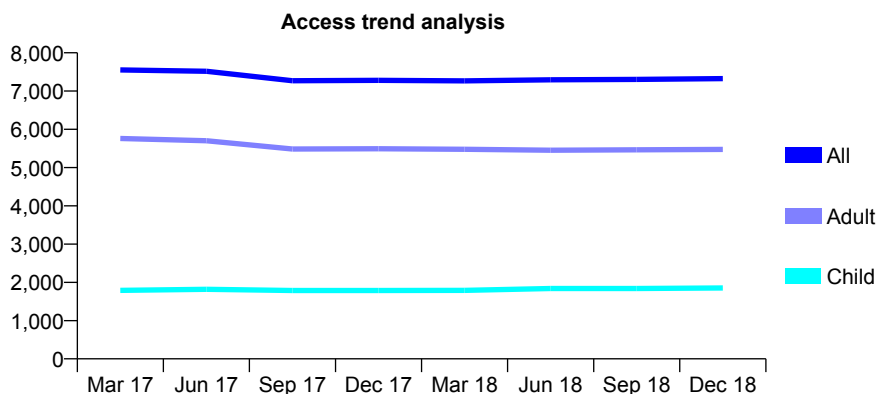
Q63 - Vital Signs At a Glance Contract Report for 164151/0001 - December 2018

Name or company name	The Crystal Palace Dental Centre
Contract type name	GDS Contract
Purpose of contract	General
Contract start date	01/04/2006
Contract end date	

18/19 Contracted general activity (UDA)	16,490
Carry forward general activity (UDA)	-330
18/19 Contracted orthodontic activity (UOA)	0
Carry forward orthodontic activity (UOA)	0
Baseline contract value	£469,721.45

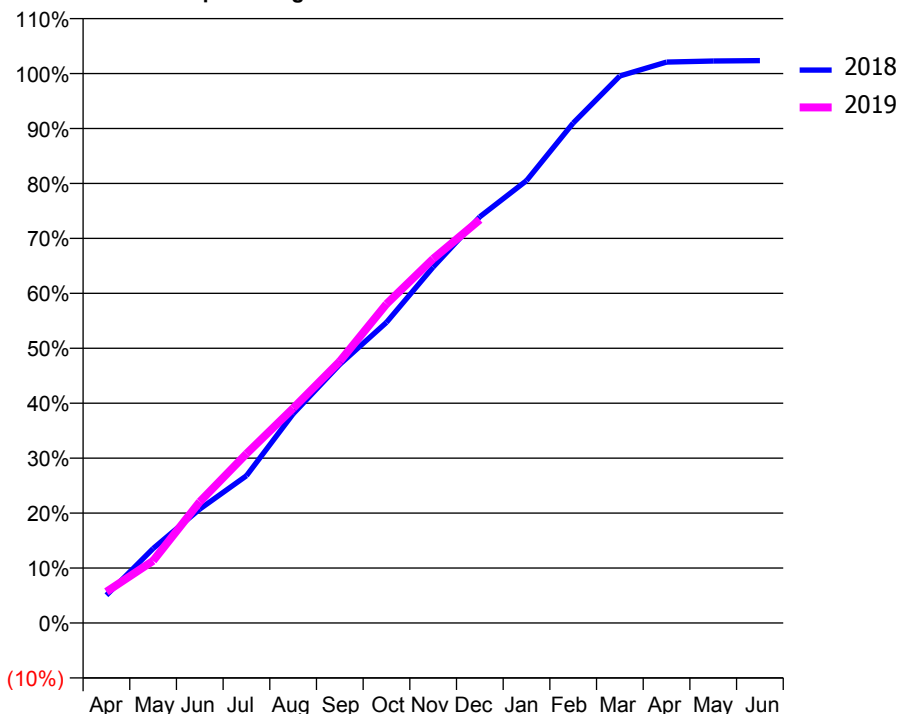
ACCESS*

Patients seen in 24 months	Total	Change since previous quarter
Quarter ending December 2017	7,280	
Quarter ending March 2018	7,267	→
Quarter ending June 2018	7,294	→
Quarter ending September 2018	7,304	→
Quarter ending December 2018	7,327	→
Variance since December 2017	0.6%	→



ACTIVITY

Cumulative percentage of contracted UDA delivered 2018 & 2019



Month	Adjusted Scheduled Activity (UDA)	
	2018	2019
April	833	940
May	2,234	1,866
June	3,417	3,640
July	4,418	5,081
August	6,277	6,445
September	7,760	7,851
October	9,021	9,574
November	10,684	10,931
December	12,190	12,101
January	13,276	
February	15,004	
March	16,417	
April	16,832	
May	16,867	
June	16,877	

QUALITY

	Quantity	Base Number	Contract	AT	Region	England
% of FP17s for the same patient ID Re-attending within 3 months - Children	132	1,506	8.8%	10.2%	11.8%	11.8%
% of FP17s for the same patient ID Re-attending within 3 months - Adults	418	3,694	11.3%	15.4%	16.7%	15.6%
% of FP17s for the same patient ID Re-attending between 3 & 9 months - Children	550	1,506	36.5%	49.0%	48.6%	58.8%
% of FP17s for the same patient ID Re-attending between 3 & 9 months - Adults	1,128	3,694	30.5%	38.7%	39.1%	51.0%
% of FP17s for Band 1 Urgent Courses	529	4,996	10.6%	10.2%	10.6%	9.0%
% of FP17s Relating to Free Repair or Replacements	55	4,996	1.1%	0.6%	0.5%	0.8%
% of FP17s Relating to Continuations	5	4,996	0.1%	0.9%	0.7%	0.9%
% of Patients satisfied with the dentistry they have received	0	0	N/A	91.8%	90.2%	93.2%
% of Patients satisfied with the time they had to wait for an appointment	0	0	N/A	87.2%	85.0%	88.3%

* This is based on patients treated on this contract for their most recent course of treatment. Figures in italics indicate the base number of FP17s or Patient Questionnaire responses are less than 100. N/A is shown where the base number of responses is less than 10 during the period. % is calculated as Quantity/Base number*100

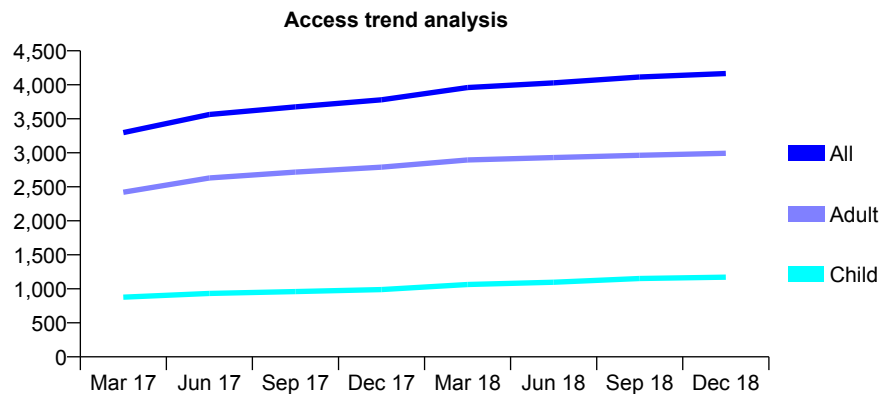
Q63 - Vital Signs At a Glance Contract Report for 164828/0001 - December 2018

Name or company name	2 Green Smile Ltd
Contract type name	GDS Contract
Purpose of contract	General
Contract start date	01/11/2015
Contract end date	

18/19 Contracted general activity (UDA)	7,750
Carry forward general activity (UDA)	21
18/19 Contracted orthodontic activity (UOA)	0
Carry forward orthodontic activity (UOA)	0
Baseline contract value	£205,117.35

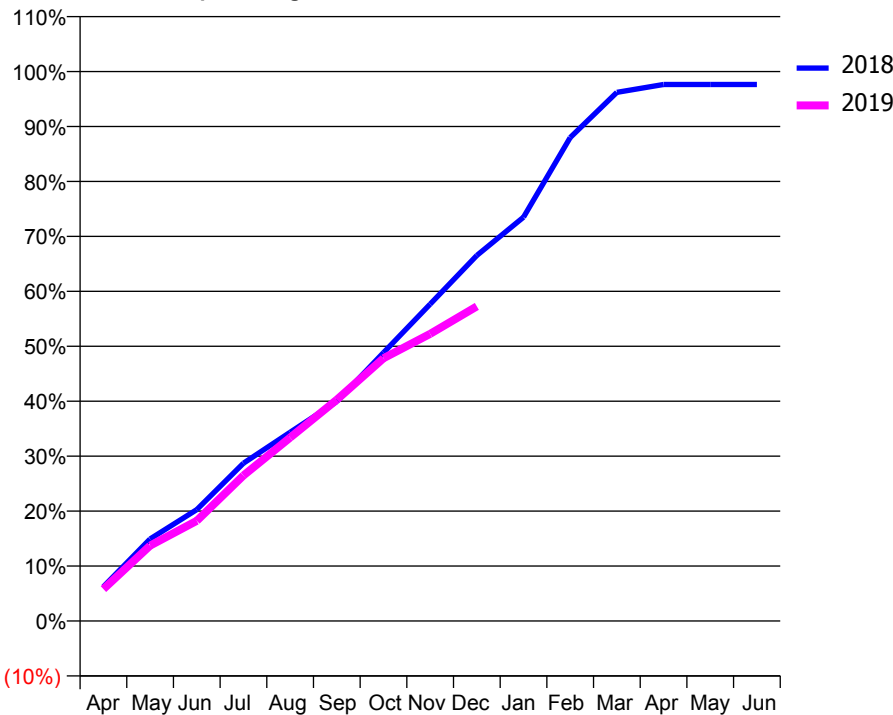
ACCESS*

Patients seen in 24 months	Total	Change since previous quarter
Quarter ending December 2017	3,779	
Quarter ending March 2018	3,960	↑
Quarter ending June 2018	4,028	→
Quarter ending September 2018	4,115	↑
Quarter ending December 2018	4,165	→
Variance since December 2017	10.2%	↑



ACTIVITY

Cumulative percentage of contracted UDA delivered 2018 & 2019



Month	Adjusted Scheduled Activity (UDA)	
	2018	2019
April	485	450
May	1,157	1,063
June	1,571	1,414
July	2,226	2,052
August	2,661	2,588
September	3,096	3,122
October	3,785	3,705
November	4,470	4,050
December	5,156	4,438
January	5,695	
February	6,819	
March	7,457	
April	7,567	
May	7,567	
June	7,566	

QUALITY

	Quantity	Base Number	Contract	AT	Region	England
% of FP17s for the same patient ID Re-attending within 3 months - Children	60	1,003	6.0%	10.2%	11.8%	11.8%
% of FP17s for the same patient ID Re-attending within 3 months - Adults	239	1,991	12.0%	15.4%	16.7%	15.6%
% of FP17s for the same patient ID Re-attending between 3 & 9 months - Children	455	1,003	45.4%	49.0%	48.6%	58.8%
% of FP17s for the same patient ID Re-attending between 3 & 9 months - Adults	466	1,991	23.4%	38.7%	39.1%	51.0%
% of FP17s for Band 1 Urgent Courses	330	2,360	14.0%	10.2%	10.6%	9.0%
% of FP17s Relating to Free Repair or Replacements	5	2,360	0.2%	0.6%	0.5%	0.8%
% of FP17s Relating to Continuations	6	2,360	0.3%	0.9%	0.7%	0.9%
% of Patients satisfied with the dentistry they have received	1	1	N/A	91.8%	90.2%	93.2%
% of Patients satisfied with the time they had to wait for an appointment	1	1	N/A	87.2%	85.0%	88.3%

* This is based on patients treated on this contract for their most recent course of treatment. Figures in italics indicate the base number of FP17s or Patient Questionnaire responses are less than 100. N/A is shown where the base number of responses is less than 10 during the period. % is calculated as Quantity/Base number*100

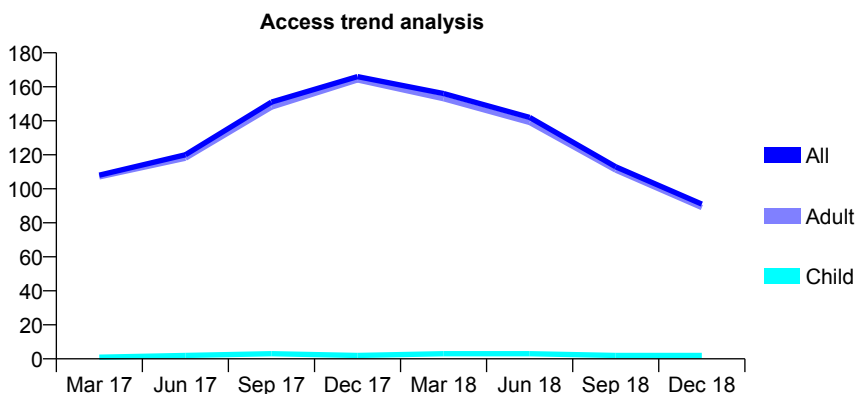
Q63 - Vital Signs At a Glance Contract Report for 164828/0002 - December 2018

Name or company name	2 Green Smile Ltd
Contract type name	PDS Contract
Purpose of contract	General
Contract start date	01/11/2015
Contract end date	30/06/2018

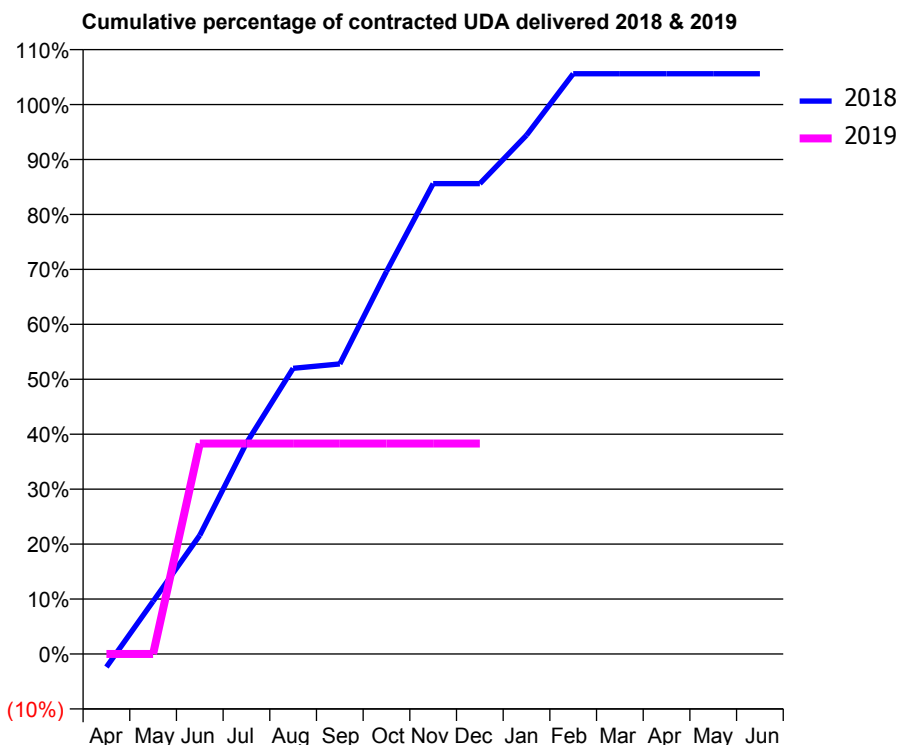
18/19 Contracted general activity (UDA)	94
Carry forward general activity (UDA)	0
18/19 Contracted orthodontic activity (UOA)	0
Carry forward orthodontic activity (UOA)	0
Baseline contract value	£5,181.74

ACCESS*

Patients seen in 24 months	Total	Change since previous quarter
Quarter ending December 2017	166	
Quarter ending March 2018	156	↓
Quarter ending June 2018	142	↓
Quarter ending September 2018	113	↓
Quarter ending December 2018	91	↓
Variance since December 2017	(45.2%)	↓



ACTIVITY



Month	Adjusted Scheduled Activity (UDA)	
	2018	2019
April	-9	0
May	36	0
June	81	36
July	144	36
August	195	36
September	198	36
October	261	36
November	321	36
December	321	36
January	354	
February	396	
March	396	
April	396	
May	396	
June	396	

QUALITY

	Quantity	Base Number	Contract	AT	Region	England
% of FP17s for the same patient ID Re-attending within 3 months - Children	0	0	N/A	10.2%	11.8%	11.8%
% of FP17s for the same patient ID Re-attending within 3 months - Adults	0	12	0.0%	15.4%	16.7%	15.6%
% of FP17s for the same patient ID Re-attending between 3 & 9 months - Children	0	0	N/A	49.0%	48.6%	58.8%
% of FP17s for the same patient ID Re-attending between 3 & 9 months - Adults	0	12	0.0%	38.7%	39.1%	51.0%
% of FP17s for Band 1 Urgent Courses	0	12	0.0%	10.2%	10.6%	9.0%
% of FP17s Relating to Free Repair or Replacements	0	12	0.0%	0.6%	0.5%	0.8%
% of FP17s Relating to Continuations	0	12	0.0%	0.9%	0.7%	0.9%
% of Patients satisfied with the dentistry they have received	0	0	N/A	91.8%	90.2%	93.2%
% of Patients satisfied with the time they had to wait for an appointment	0	0	N/A	87.2%	85.0%	88.3%

* This is based on patients treated on this contract for their most recent course of treatment. Figures in italics indicate the base number of FP17s or Patient Questionnaire responses are less than 100. N/A is shown where the base number of responses is less than 10 during the period. % is calculated as Quantity/Base number*100

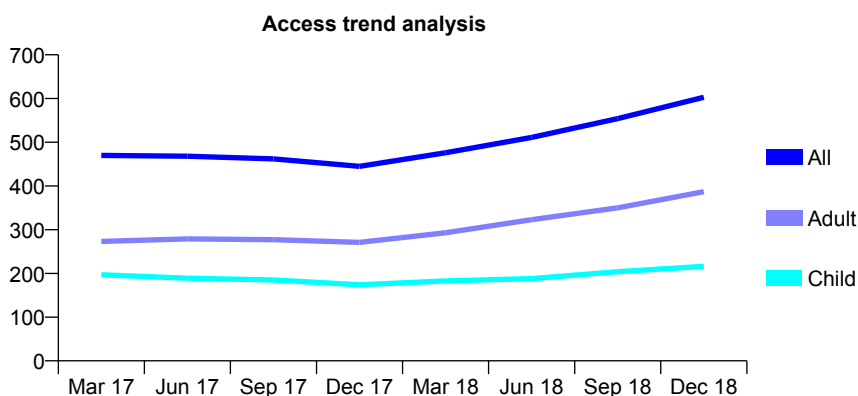
Q63 - Vital Signs At a Glance Contract Report for 164836/0001 - December 2018

Name or company name	R Mukherjee, P Gosai, D Patel, R Patel and
Contract type name	GDS Contract
Purpose of contract	General
Contract start date	10/03/2014
Contract end date	

18/19 Contracted general activity (UDA)	1,605
Carry forward general activity (UDA)	0
18/19 Contracted orthodontic activity (UOA)	0
Carry forward orthodontic activity (UOA)	0
Baseline contract value	£34,695.10

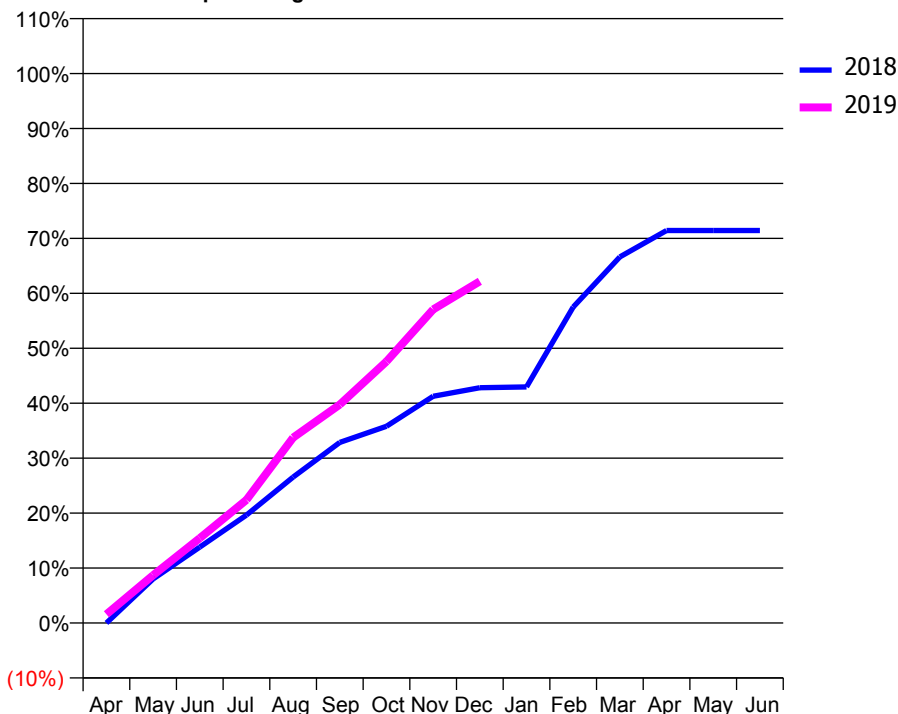
ACCESS*

Patients seen in 24 months	Total	Change since previous quarter
Quarter ending December 2017	445	
Quarter ending March 2018	476	↑
Quarter ending June 2018	511	↑
Quarter ending September 2018	554	↑
Quarter ending December 2018	603	↑
Variance since December 2017	35.5%	↑



ACTIVITY

Cumulative percentage of contracted UDA delivered 2018 & 2019



Month	Adjusted Scheduled Activity (UDA)	
	2018	2019
April	0	26
May	129	140
June	222	248
July	315	360
August	426	542
September	527	638
October	575	764
November	662	916
December	687	998
January	689	
February	923	
March	1,069	
April	1,147	
May	1,147	
June	1,147	

QUALITY

	Quantity	Base Number	Contract	AT	Region	England
% of FP17s for the same patient ID Re-attending within 3 months - Children	17	259	6.6%	10.2%	11.8%	11.8%
% of FP17s for the same patient ID Re-attending within 3 months - Adults	35	391	9.0%	15.4%	16.7%	15.6%
% of FP17s for the same patient ID Re-attending between 3 & 9 months - Children	137	259	52.9%	49.0%	48.6%	58.8%
% of FP17s for the same patient ID Re-attending between 3 & 9 months - Adults	160	391	40.9%	38.7%	39.1%	51.0%
% of FP17s for Band 1 Urgent Courses	61	600	10.2%	10.2%	10.6%	9.0%
% of FP17s Relating to Free Repair or Replacements	1	600	0.2%	0.6%	0.5%	0.8%
% of FP17s Relating to Continuations	0	600	0.0%	0.9%	0.7%	0.9%
% of Patients satisfied with the dentistry they have received	0	0	N/A	91.8%	90.2%	93.2%
% of Patients satisfied with the time they had to wait for an appointment	0	0	N/A	87.2%	85.0%	88.3%

* This is based on patients treated on this contract for their most recent course of treatment. Figures in italics indicate the base number of FP17s or Patient Questionnaire responses are less than 100. N/A is shown where the base number of responses is less than 10 during the period. % is calculated as Quantity/Base number*100

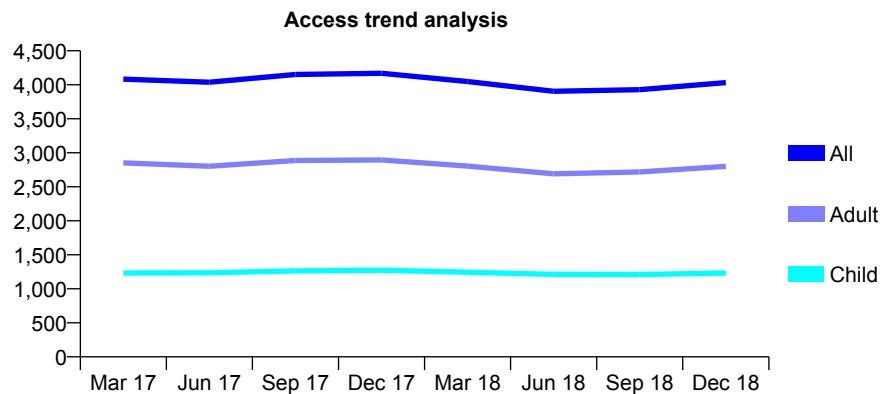
Q63 - Vital Signs At a Glance Contract Report for 164844/0001 - December 2018

Name or company name	Creekside Dental Practice
Contract type name	GDS Contract
Purpose of contract	General
Contract start date	01/04/2008
Contract end date	

18/19 Contracted general activity (UDA)	20,574
Carry forward general activity (UDA)	0
18/19 Contracted orthodontic activity (UOA)	0
Carry forward orthodontic activity (UOA)	0
Baseline contract value	£589,431.26

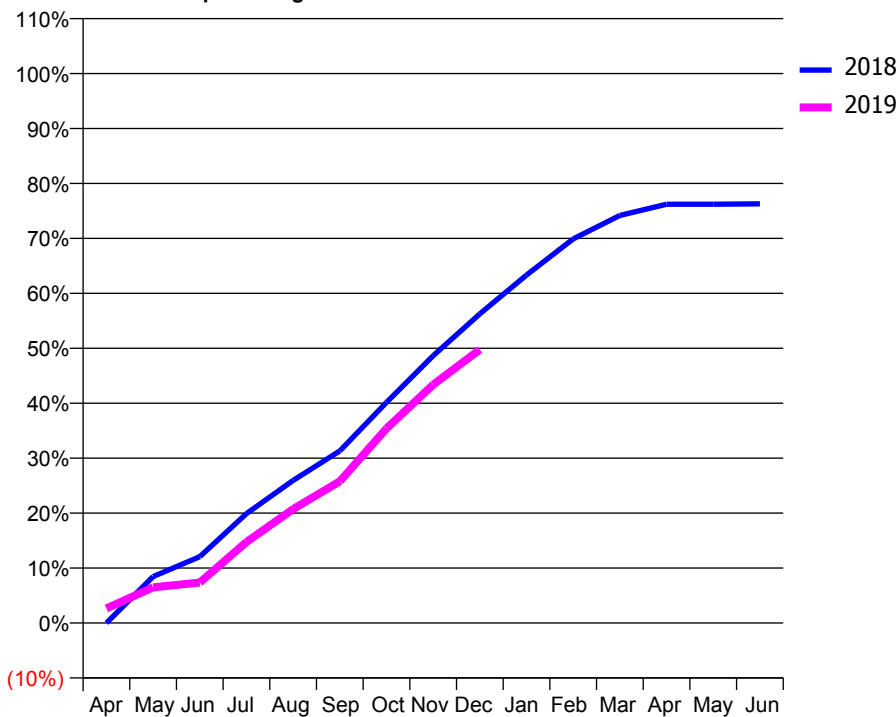
ACCESS*

Patients seen in 24 months	Total	Change since previous quarter
Quarter ending December 2017	4,169	
Quarter ending March 2018	4,049	↓
Quarter ending June 2018	3,904	↓
Quarter ending September 2018	3,929	→
Quarter ending December 2018	4,033	↑
Variance since December 2017	(3.3%)	↓



ACTIVITY

Cumulative percentage of contracted UDA delivered 2018 & 2019



Month	Adjusted Scheduled Activity (UDA)	
	2018	2019
April	0	546
May	1,742	1,336
June	2,482	1,517
July	4,097	3,033
August	5,340	4,266
September	6,444	5,303
October	8,261	7,280
November	10,007	8,925
December	11,574	10,237
January	13,029	
February	14,382	
March	15,262	
April	15,681	
May	15,682	
June	15,694	

QUALITY

	Quantity	Base Number	Contract	AT	Region	England
% of FP17s for the same patient ID Re-attending within 3 months - Children	87	1,035	8.4%	10.2%	11.8%	11.8%
% of FP17s for the same patient ID Re-attending within 3 months - Adults	492	2,394	20.6%	15.4%	16.7%	15.6%
% of FP17s for the same patient ID Re-attending between 3 & 9 months - Children	435	1,035	42.0%	49.0%	48.6%	58.8%
% of FP17s for the same patient ID Re-attending between 3 & 9 months - Adults	686	2,394	28.7%	38.7%	39.1%	51.0%
% of FP17s for Band 1 Urgent Courses	492	3,212	15.3%	10.2%	10.6%	9.0%
% of FP17s Relating to Free Repair or Replacements	12	3,212	0.4%	0.6%	0.5%	0.8%
% of FP17s Relating to Continuations	89	3,212	2.8%	0.9%	0.7%	0.9%
% of Patients satisfied with the dentistry they have received	2	2	N/A	91.8%	90.2%	93.2%
% of Patients satisfied with the time they had to wait for an appointment	2	2	N/A	87.2%	85.0%	88.3%

* This is based on patients treated on this contract for their most recent course of treatment. Figures in italics indicate the base number of FP17s or Patient Questionnaire responses are less than 100. N/A is shown where the base number of responses is less than 10 during the period. % is calculated as Quantity/Base number*100

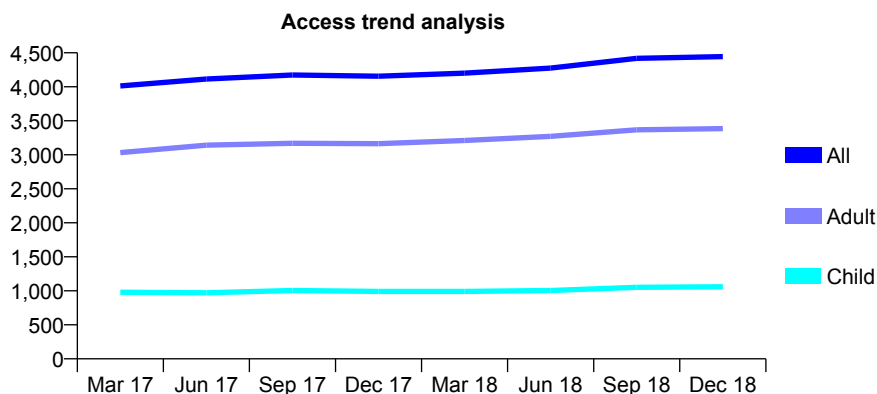
Q63 - Vital Signs At a Glance Contract Report for 166634/0001 - December 2018

Name or company name	Lancaster House Dental Practice
Contract type name	Pilot Contract
Purpose of contract	General and Orthodontic
Contract start date	01/04/2006
Contract end date	

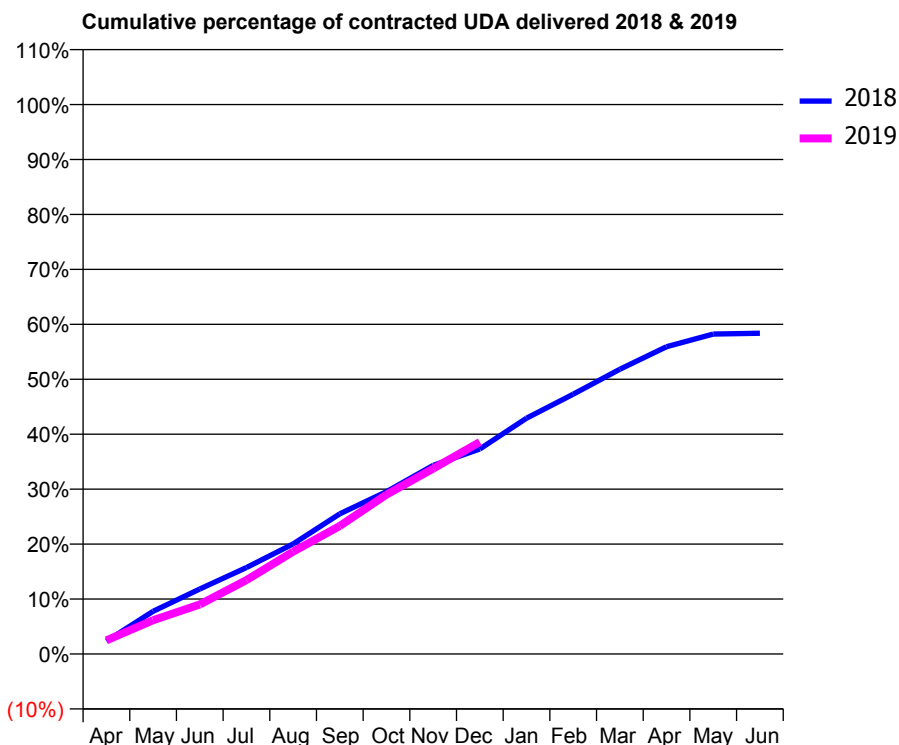
18/19 Contracted general activity (UDA)	14,290
Carry forward general activity (UDA)	0
18/19 Contracted orthodontic activity (UOA)	224
Carry forward orthodontic activity (UOA)	0
Baseline contract value	£398,969.40

ACCESS*

Patients seen in 24 months	Total	Change since previous quarter
Quarter ending December 2017	4,156	
Quarter ending March 2018	4,201	→
Quarter ending June 2018	4,275	→
Quarter ending September 2018	4,419	↑
Quarter ending December 2018	4,445	→
Variance since December 2017	7.0%	↑



ACTIVITY



Adjusted Scheduled Activity (UDA)		
Month	2018	2019
April	336	356
May	1,110	880
June	1,691	1,287
July	2,249	1,923
August	2,861	2,663
September	3,647	3,330
October	4,220	4,147
November	4,905	4,823
December	5,332	5,511
January	6,133	
February	6,757	
March	7,404	
April	7,991	
May	8,320	
June	8,341	

QUALITY

	Quantity	Base Number	Contract	AT	Region	England
% of FP17s for the same patient ID Re-attending within 3 months - Children	75	1,009	7.4%	10.2%	11.8%	11.8%
% of FP17s for the same patient ID Re-attending within 3 months - Adults	260	2,424	10.7%	15.4%	16.7%	15.6%
% of FP17s for the same patient ID Re-attending between 3 & 9 months - Children	404	1,009	40.0%	49.0%	48.6%	58.8%
% of FP17s for the same patient ID Re-attending between 3 & 9 months - Adults	692	2,424	28.5%	38.7%	39.1%	51.0%
% of FP17s for Band 1 Urgent Courses	378	2,689	14.1%	10.2%	10.6%	9.0%
% of FP17s Relating to Free Repair or Replacements	0	2,689	0.0%	0.6%	0.5%	0.8%
% of FP17s Relating to Continuations	7	2,689	0.3%	0.9%	0.7%	0.9%
% of Patients satisfied with the dentistry they have received	3	3	N/A	91.8%	90.2%	93.2%
% of Patients satisfied with the time they had to wait for an appointment	2	3	N/A	87.2%	85.0%	88.3%

* This is based on patients treated on this contract for their most recent course of treatment. Figures in italics indicate the base number of FP17s or Patient Questionnaire responses are less than 100. N/A is shown where the base number of responses is less than 10 during the period. % is calculated as Quantity/Base number*100

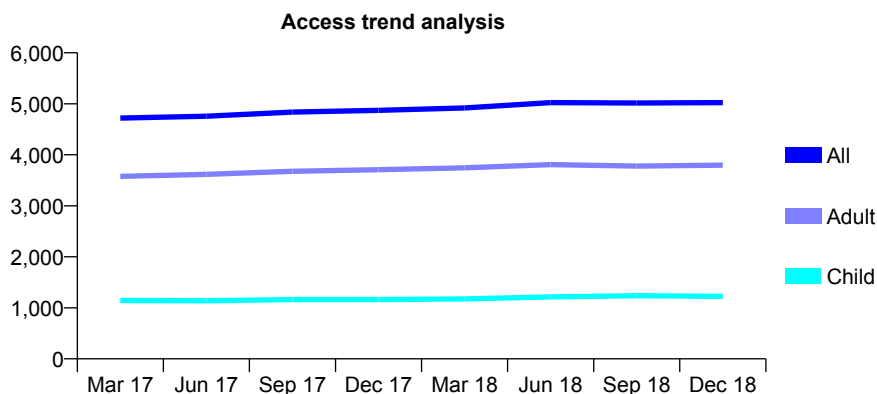
Q63 - Vital Signs At a Glance Contract Report for 167517/0001 - December 2018

Name or company name	HB Dental Practice Limited
Contract type name	GDS Contract
Purpose of contract	General
Contract start date	01/11/2009
Contract end date	

18/19 Contracted general activity (UDA)	20,586
Carry forward general activity (UDA)	0
18/19 Contracted orthodontic activity (UOA)	0
Carry forward orthodontic activity (UOA)	0
Baseline contract value	£500,211.95

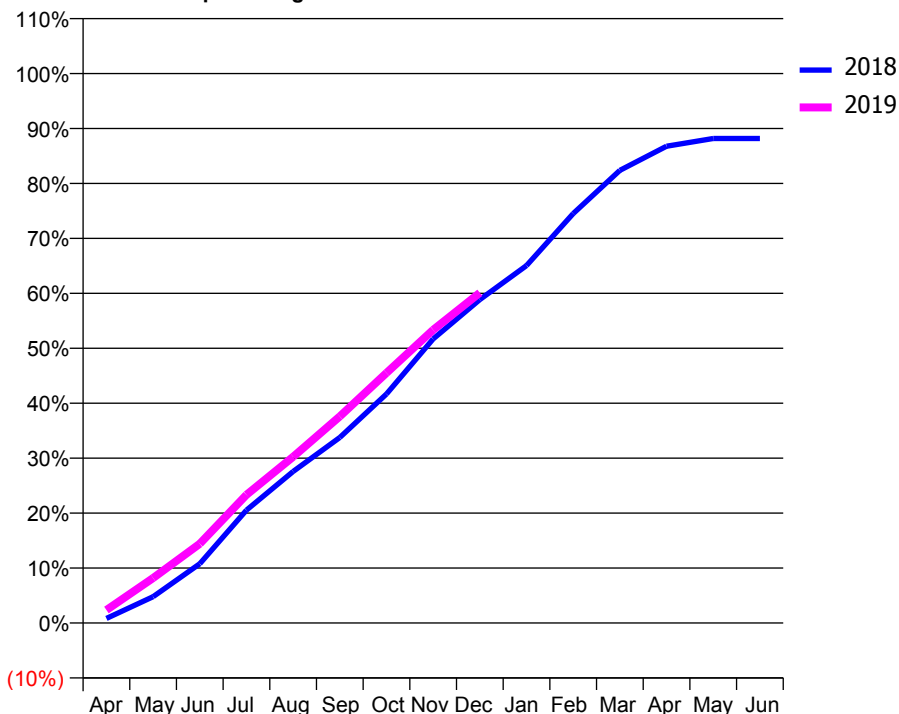
ACCESS*

Patients seen in 24 months	Total	Change since previous quarter
Quarter ending December 2017	4,871	
Quarter ending March 2018	4,920	→
Quarter ending June 2018	5,024	↑
Quarter ending September 2018	5,015	→
Quarter ending December 2018	5,023	→
Variance since December 2017	3.1%	↑



ACTIVITY

Cumulative percentage of contracted UDA delivered 2018 & 2019



Month	Adjusted Scheduled Activity (UDA)	
	2018	2019
April	171	485
May	985	1,688
June	2,222	2,969
July	4,228	4,801
August	5,679	6,229
September	6,950	7,738
October	8,582	9,369
November	10,644	10,985
December	12,117	12,370
January	13,393	
February	15,339	
March	16,959	
April	17,863	
May	18,149	
June	18,151	

QUALITY

	Quantity	Base Number	Contract	AT	Region	England
% of FP17s for the same patient ID Re-attending within 3 months - Children	75	1,079	7.0%	10.2%	11.8%	11.8%
% of FP17s for the same patient ID Re-attending within 3 months - Adults	502	3,267	15.4%	15.4%	16.7%	15.6%
% of FP17s for the same patient ID Re-attending between 3 & 9 months - Children	484	1,079	44.9%	49.0%	48.6%	58.8%
% of FP17s for the same patient ID Re-attending between 3 & 9 months - Adults	1,404	3,267	43.0%	38.7%	39.1%	51.0%
% of FP17s for Band 1 Urgent Courses	344	4,058	8.5%	10.2%	10.6%	9.0%
% of FP17s Relating to Free Repair or Replacements	48	4,058	1.2%	0.6%	0.5%	0.8%
% of FP17s Relating to Continuations	99	4,058	2.4%	0.9%	0.7%	0.9%
% of Patients satisfied with the dentistry they have received	1	1	N/A	91.8%	90.2%	93.2%
% of Patients satisfied with the time they had to wait for an appointment	1	1	N/A	87.2%	85.0%	88.3%

* This is based on patients treated on this contract for their most recent course of treatment. Figures in italics indicate the base number of FP17s or Patient Questionnaire responses are less than 100. N/A is shown where the base number of responses is less than 10 during the period. % is calculated as Quantity/Base number*100

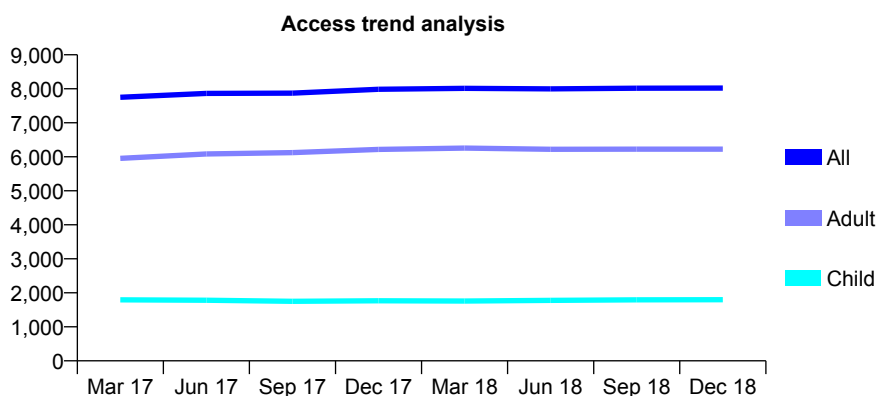
Q63 - Vital Signs At a Glance Contract Report for 168408/0001 - December 2018

Name or company name	Brixton Hill Dental Practice
Contract type name	GDS Contract
Purpose of contract	General
Contract start date	01/07/2014
Contract end date	

18/19 Contracted general activity (UDA)	35,407
Carry forward general activity (UDA)	0
18/19 Contracted orthodontic activity (UOA)	0
Carry forward orthodontic activity (UOA)	0
Baseline contract value	£1,184,400.82

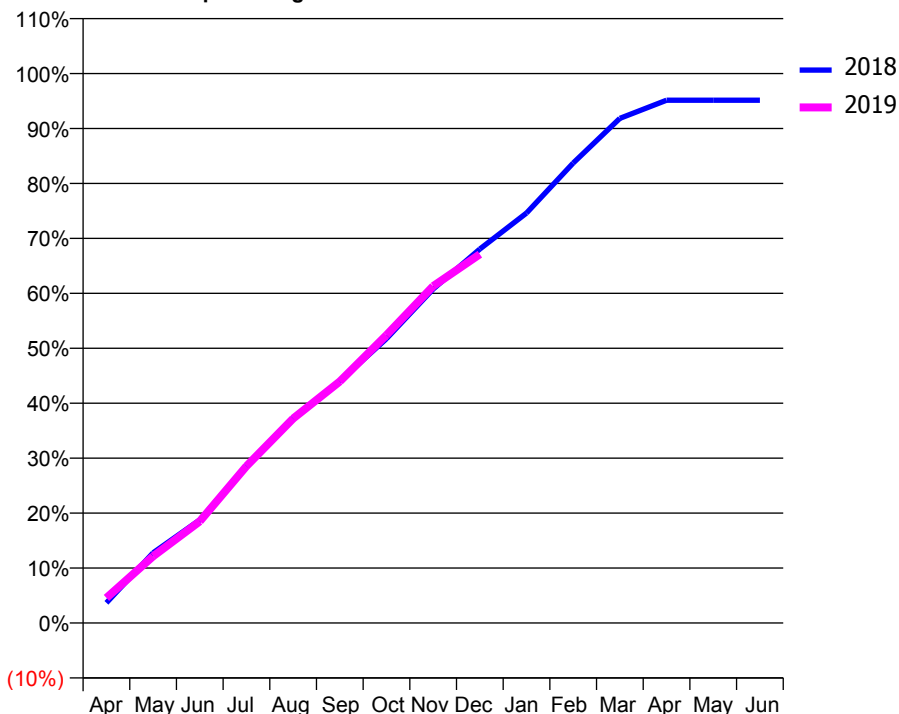
ACCESS*

Patients seen in 24 months	Total	Change since previous quarter
Quarter ending December 2017	7,985	
Quarter ending March 2018	8,012	→
Quarter ending June 2018	7,997	→
Quarter ending September 2018	8,018	→
Quarter ending December 2018	8,022	→
Variance since December 2017	0.5%	→



ACTIVITY

Cumulative percentage of contracted UDA delivered 2018 & 2019



Month	Adjusted Scheduled Activity (UDA)	
	2018	2019
April	1,302	1,619
May	4,524	4,304
June	6,645	6,554
July	10,118	10,105
August	13,208	13,173
September	15,579	15,569
October	18,321	18,554
November	21,518	21,710
December	24,098	23,761
January	26,413	
February	29,637	
March	32,514	
April	33,686	
May	33,687	
June	33,687	

QUALITY

	Quantity	Base Number	Contract	AT	Region	England
% of FP17s for the same patient ID Re-attending within 3 months - Children	78	1,548	5.0%	10.2%	11.8%	11.8%
% of FP17s for the same patient ID Re-attending within 3 months - Adults	367	4,325	8.5%	15.4%	16.7%	15.6%
% of FP17s for the same patient ID Re-attending between 3 & 9 months - Children	691	1,548	44.6%	49.0%	48.6%	58.8%
% of FP17s for the same patient ID Re-attending between 3 & 9 months - Adults	1,528	4,325	35.3%	38.7%	39.1%	51.0%
% of FP17s for Band 1 Urgent Courses	474	5,614	8.4%	10.2%	10.6%	9.0%
% of FP17s Relating to Free Repair or Replacements	8	5,614	0.1%	0.6%	0.5%	0.8%
% of FP17s Relating to Continuations	77	5,614	1.4%	0.9%	0.7%	0.9%
% of Patients satisfied with the dentistry they have received	3	3	N/A	91.8%	90.2%	93.2%
% of Patients satisfied with the time they had to wait for an appointment	2	3	N/A	87.2%	85.0%	88.3%

* This is based on patients treated on this contract for their most recent course of treatment. Figures in italics indicate the base number of FP17s or Patient Questionnaire responses are less than 100. N/A is shown where the base number of responses is less than 10 during the period. % is calculated as Quantity/Base number*100

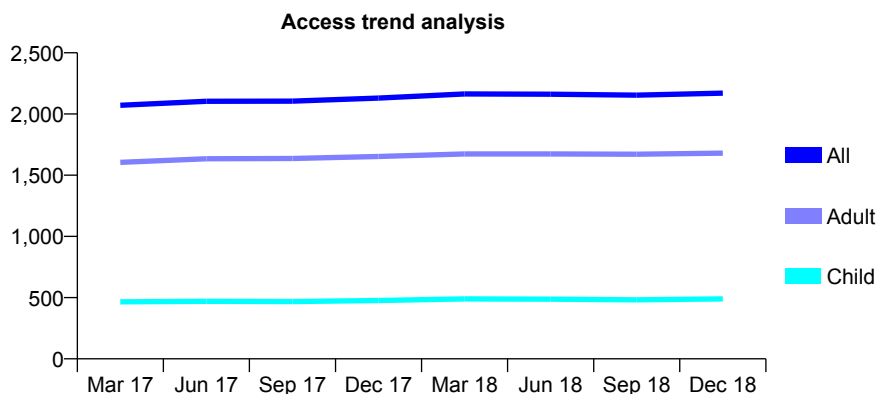
Q63 - Vital Signs At a Glance Contract Report for 168955/0001 - December 2018

Name or company name	Tolworth Rise Practice
Contract type name	GDS Contract
Purpose of contract	General
Contract start date	01/04/2009
Contract end date	

18/19 Contracted general activity (UDA)	6,000
Carry forward general activity (UDA)	-34
18/19 Contracted orthodontic activity (UOA)	0
Carry forward orthodontic activity (UOA)	0
Baseline contract value	£138,794.35

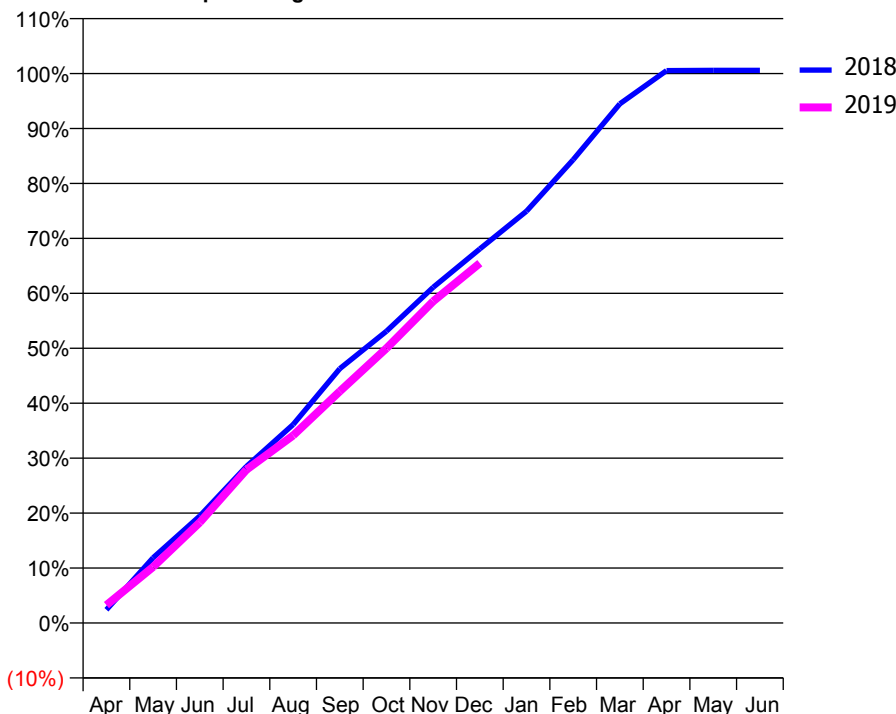
ACCESS*

Patients seen in 24 months	Total	Change since previous quarter
Quarter ending December 2017	2,130	
Quarter ending March 2018	2,164	→
Quarter ending June 2018	2,162	→
Quarter ending September 2018	2,154	→
Quarter ending December 2018	2,170	→
Variance since December 2017	1.9%	→



ACTIVITY

Cumulative percentage of contracted UDA delivered 2018 & 2019



Month	Adjusted Scheduled Activity (UDA)	
	2018	2019
April	144	196
May	713	612
June	1,168	1,099
July	1,710	1,674
August	2,167	2,048
September	2,778	2,530
October	3,187	3,000
November	3,665	3,513
December	4,084	3,928
January	4,496	
February	5,058	
March	5,668	
April	6,032	
May	6,034	
June	6,034	

QUALITY

	Quantity	Base Number	Contract	AT	Region	England
% of FP17s for the same patient ID Re-attending within 3 months - Children	30	501	6.0%	10.2%	11.8%	11.8%
% of FP17s for the same patient ID Re-attending within 3 months - Adults	197	1,782	11.1%	15.4%	16.7%	15.6%
% of FP17s for the same patient ID Re-attending between 3 & 9 months - Children	303	501	60.5%	49.0%	48.6%	58.8%
% of FP17s for the same patient ID Re-attending between 3 & 9 months - Adults	1,182	1,782	66.3%	38.7%	39.1%	51.0%
% of FP17s for Band 1 Urgent Courses	91	2,097	4.3%	10.2%	10.6%	9.0%
% of FP17s Relating to Free Repair or Replacements	7	2,097	0.3%	0.6%	0.5%	0.8%
% of FP17s Relating to Continuations	30	2,097	1.4%	0.9%	0.7%	0.9%
% of Patients satisfied with the dentistry they have received	0	0	N/A	91.8%	90.2%	93.2%
% of Patients satisfied with the time they had to wait for an appointment	0	0	N/A	87.2%	85.0%	88.3%

* This is based on patients treated on this contract for their most recent course of treatment. Figures in italics indicate the base number of FP17s or Patient Questionnaire responses are less than 100. N/A is shown where the base number of responses is less than 10 during the period. % is calculated as Quantity/Base number*100

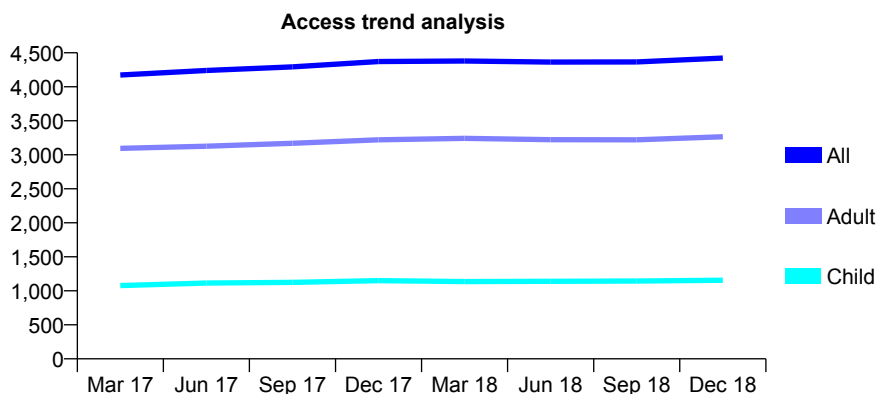
Q63 - Vital Signs At a Glance Contract Report for 170267/0001 - December 2018

Name or company name	Ramani Dental Practice
Contract type name	GDS Contract
Purpose of contract	General
Contract start date	01/04/2006
Contract end date	

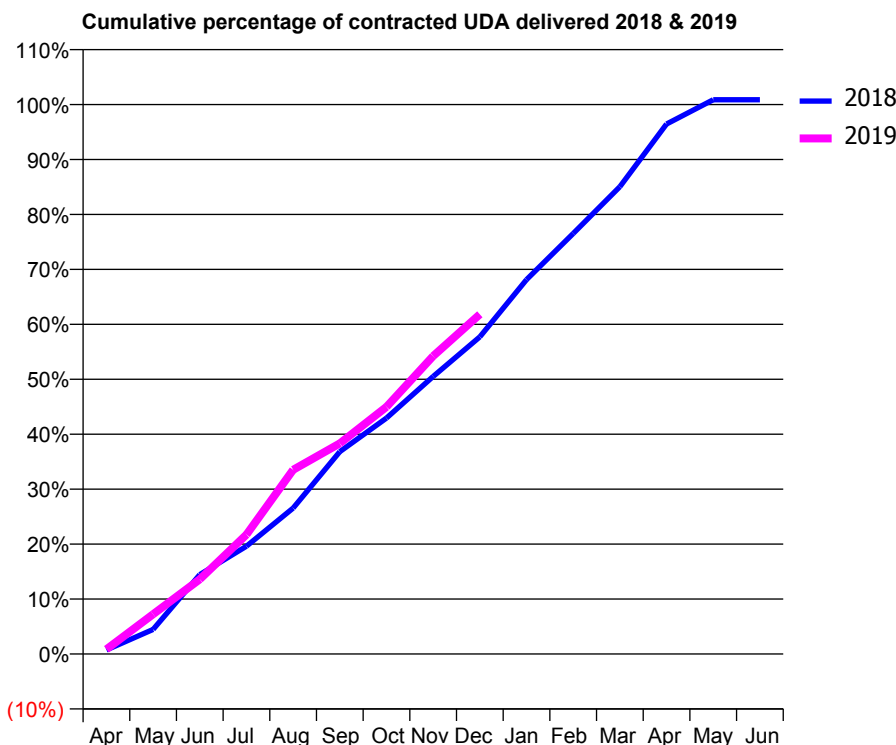
18/19 Contracted general activity (UDA)	10,000
Carry forward general activity (UDA)	-86
18/19 Contracted orthodontic activity (UOA)	0
Carry forward orthodontic activity (UOA)	0
Baseline contract value	£265,411.50

ACCESS*

Patients seen in 24 months	Total	Change since previous quarter
Quarter ending December 2017	4,371	
Quarter ending March 2018	4,380	→
Quarter ending June 2018	4,364	→
Quarter ending September 2018	4,365	→
Quarter ending December 2018	4,422	→
Variance since December 2017	1.2%	→



ACTIVITY



Month	Adjusted Scheduled Activity (UDA)	
	2018	2019
April	75	86
May	449	724
June	1,446	1,360
July	1,962	2,174
August	2,657	3,352
September	3,684	3,832
October	4,295	4,499
November	5,051	5,422
December	5,773	6,183
January	6,813	
February	7,652	
March	8,505	
April	9,644	
May	10,086	
June	10,086	

QUALITY

	Quantity	Base Number	Contract	AT	Region	England
% of FP17s for the same patient ID Re-attending within 3 months - Children	72	1,086	6.6%	10.2%	11.8%	11.8%
% of FP17s for the same patient ID Re-attending within 3 months - Adults	563	2,906	19.4%	15.4%	16.7%	15.6%
% of FP17s for the same patient ID Re-attending between 3 & 9 months - Children	489	1,086	45.0%	49.0%	48.6%	58.8%
% of FP17s for the same patient ID Re-attending between 3 & 9 months - Adults	926	2,906	31.9%	38.7%	39.1%	51.0%
% of FP17s for Band 1 Urgent Courses	436	2,877	15.2%	10.2%	10.6%	9.0%
% of FP17s Relating to Free Repair or Replacements	43	2,877	1.5%	0.6%	0.5%	0.8%
% of FP17s Relating to Continuations	11	2,877	0.4%	0.9%	0.7%	0.9%
% of Patients satisfied with the dentistry they have received	2	2	N/A	91.8%	90.2%	93.2%
% of Patients satisfied with the time they had to wait for an appointment	2	2	N/A	87.2%	85.0%	88.3%

* This is based on patients treated on this contract for their most recent course of treatment. Figures in italics indicate the base number of FP17s or Patient Questionnaire responses are less than 100. N/A is shown where the base number of responses is less than 10 during the period. % is calculated as Quantity/Base number*100

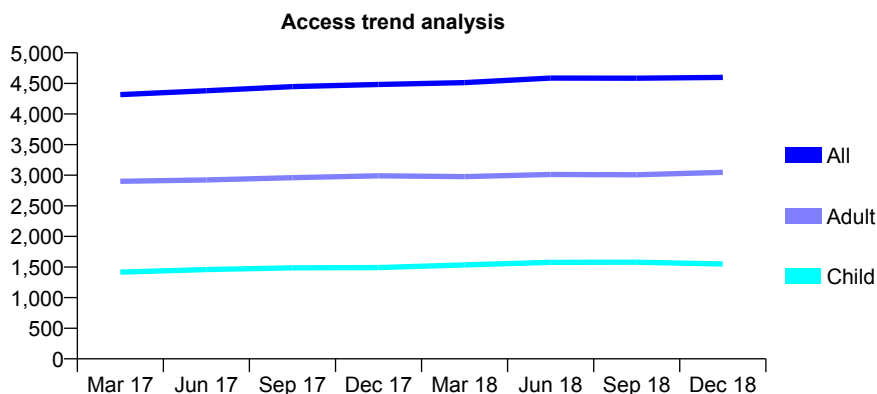
Q63 - Vital Signs At a Glance Contract Report for 170453/0001 - December 2018

Name or company name	The Lacey Dental Practice Partnership.
Contract type name	GDS Contract
Purpose of contract	General
Contract start date	01/06/2012
Contract end date	

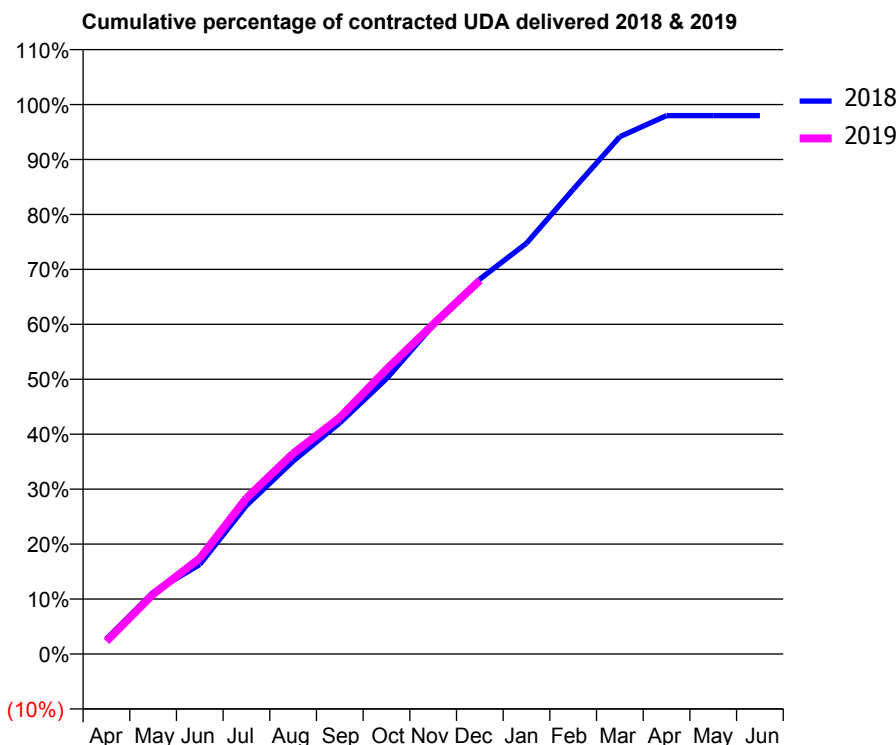
18/19 Contracted general activity (UDA)	13,310
Carry forward general activity (UDA)	271
18/19 Contracted orthodontic activity (UOA)	0
Carry forward orthodontic activity (UOA)	0
Baseline contract value	£439,277.75

ACCESS*

Patients seen in 24 months	Total	Change since previous quarter
Quarter ending December 2017	4,482	
Quarter ending March 2018	4,512	→
Quarter ending June 2018	4,587	→
Quarter ending September 2018	4,586	→
Quarter ending December 2018	4,598	→
Variance since December 2017	2.6%	↑



ACTIVITY



Month	Adjusted Scheduled Activity (UDA)	
	2018	2019
April	365	310
May	1,493	1,449
June	2,167	2,317
July	3,598	3,777
August	4,673	4,855
September	5,598	5,728
October	6,669	6,894
November	7,960	7,986
December	9,080	9,048
January	9,949	
February	11,255	
March	12,532	
April	13,039	
May	13,039	
June	13,039	

QUALITY

	Quantity	Base Number	Contract	AT	Region	England
% of FP17s for the same patient ID Re-attending within 3 months - Children	120	1,362	8.8%	10.2%	11.8%	11.8%
% of FP17s for the same patient ID Re-attending within 3 months - Adults	369	2,308	16.0%	15.4%	16.7%	15.6%
% of FP17s for the same patient ID Re-attending between 3 & 9 months - Children	637	1,362	46.8%	49.0%	48.6%	58.8%
% of FP17s for the same patient ID Re-attending between 3 & 9 months - Adults	755	2,308	32.7%	38.7%	39.1%	51.0%
% of FP17s for Band 1 Urgent Courses	423	3,519	12.0%	10.2%	10.6%	9.0%
% of FP17s Relating to Free Repair or Replacements	1	3,519	0.0%	0.6%	0.5%	0.8%
% of FP17s Relating to Continuations	21	3,519	0.6%	0.9%	0.7%	0.9%
% of Patients satisfied with the dentistry they have received	1	1	N/A	91.8%	90.2%	93.2%
% of Patients satisfied with the time they had to wait for an appointment	1	1	N/A	87.2%	85.0%	88.3%

* This is based on patients treated on this contract for their most recent course of treatment. Figures in italics indicate the base number of FP17s or Patient Questionnaire responses are less than 100. N/A is shown where the base number of responses is less than 10 during the period. % is calculated as Quantity/Base number*100

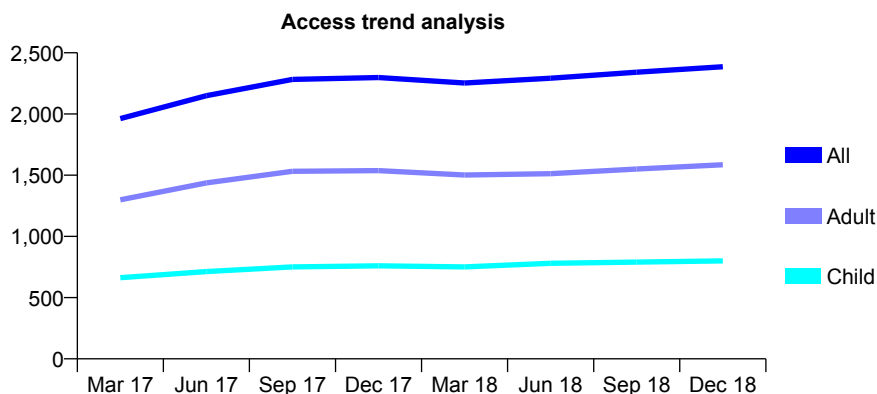
Q63 - Vital Signs At a Glance Contract Report for 170763/0001 - December 2018

Name or company name	MR R MAYOR
Contract type name	GDS Contract
Purpose of contract	General
Contract start date	01/12/2015
Contract end date	

18/19 Contracted general activity (UDA)	10,000
Carry forward general activity (UDA)	0
18/19 Contracted orthodontic activity (UOA)	0
Carry forward orthodontic activity (UOA)	0
Baseline contract value	£264,326.57

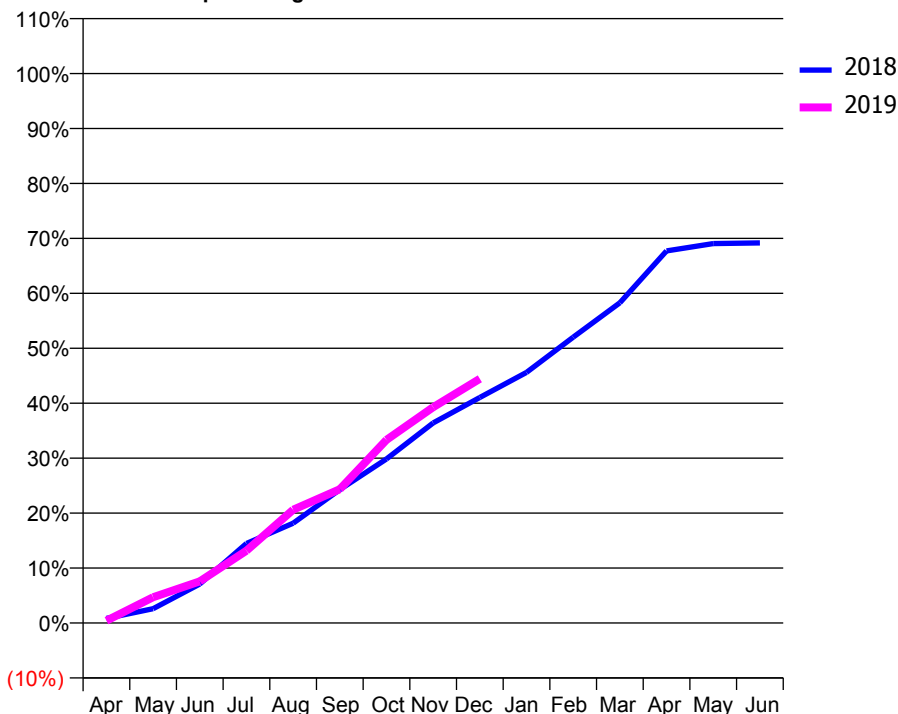
ACCESS*

Patients seen in 24 months	Total	Change since previous quarter
Quarter ending December 2017	2,298	
Quarter ending March 2018	2,253	↓
Quarter ending June 2018	2,292	→
Quarter ending September 2018	2,341	↑
Quarter ending December 2018	2,386	→
Variance since December 2017	3.8%	↑



ACTIVITY

Cumulative percentage of contracted UDA delivered 2018 & 2019



Adjusted Scheduled Activity (UDA)

Month	2018	2019
April	83	41
May	261	469
June	710	759
July	1,448	1,317
August	1,816	2,060
September	2,429	2,436
October	2,986	3,333
November	3,642	3,928
December	4,104	4,444
January	4,560	
February	5,201	
March	5,828	
April	6,771	
May	6,906	
June	6,918	

QUALITY

	Quantity	Base Number	Contract	AT	Region	England
% of FP17s for the same patient ID Re-attending within 3 months - Children	29	574	5.1%	10.2%	11.8%	11.8%
% of FP17s for the same patient ID Re-attending within 3 months - Adults	201	1,314	15.3%	15.4%	16.7%	15.6%
% of FP17s for the same patient ID Re-attending between 3 & 9 months - Children	146	574	25.4%	49.0%	48.6%	58.8%
% of FP17s for the same patient ID Re-attending between 3 & 9 months - Adults	357	1,314	27.2%	38.7%	39.1%	51.0%
% of FP17s for Band 1 Urgent Courses	75	1,615	4.6%	10.2%	10.6%	9.0%
% of FP17s Relating to Free Repair or Replacements	33	1,615	2.0%	0.6%	0.5%	0.8%
% of FP17s Relating to Continuations	13	1,615	0.8%	0.9%	0.7%	0.9%
% of Patients satisfied with the dentistry they have received	0	0	N/A	91.8%	90.2%	93.2%
% of Patients satisfied with the time they had to wait for an appointment	0	0	N/A	87.2%	85.0%	88.3%

* This is based on patients treated on this contract for their most recent course of treatment. Figures in italics indicate the base number of FP17s or Patient Questionnaire responses are less than 100. N/A is shown where the base number of responses is less than 10 during the period. % is calculated as Quantity/Base number*100

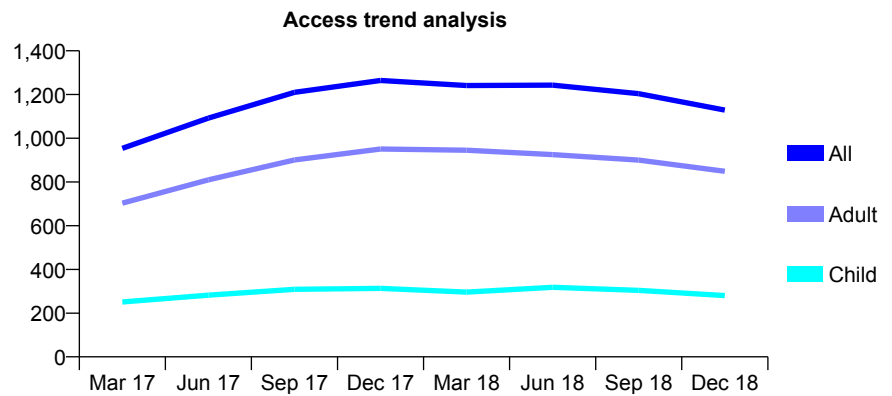
Q63 - Vital Signs At a Glance Contract Report for 170763/0002 - December 2018

Name or company name	MR R MAYOR
Contract type name	GDS Contract
Purpose of contract	General
Contract start date	01/12/2015
Contract end date	

18/19 Contracted general activity (UDA)	3,099
Carry forward general activity (UDA)	0
18/19 Contracted orthodontic activity (UOA)	0
Carry forward orthodontic activity (UOA)	0
Baseline contract value	£81,914.80

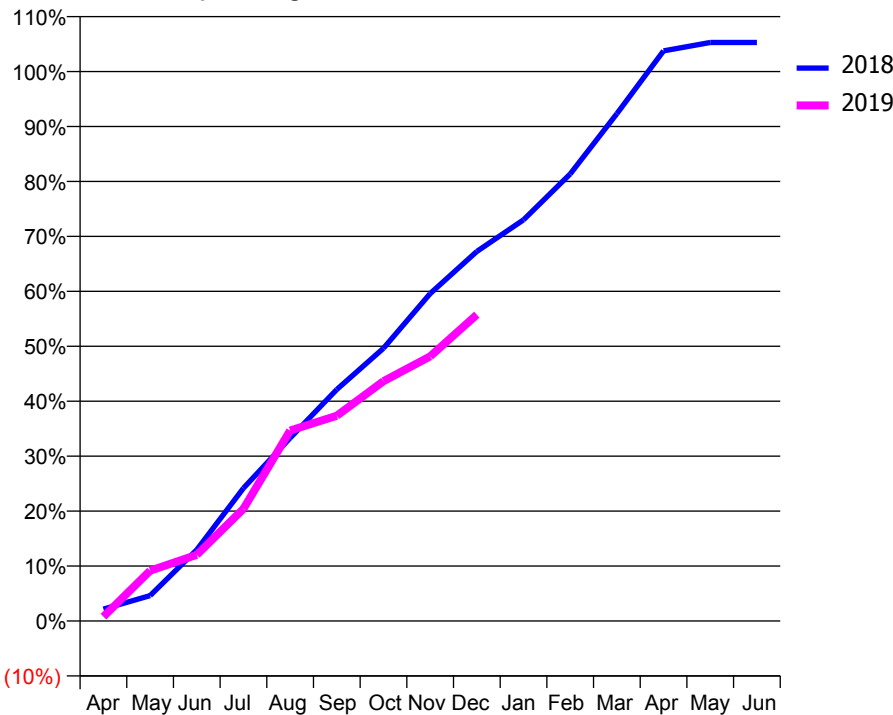
ACCESS*

Patients seen in 24 months	Total	Change since previous quarter
Quarter ending December 2017	1,264	
Quarter ending March 2018	1,241	↓
Quarter ending June 2018	1,243	→
Quarter ending September 2018	1,204	↓
Quarter ending December 2018	1,129	↓
Variance since December 2017	(10.7%)	↓



ACTIVITY

Cumulative percentage of contracted UDA delivered 2018 & 2019



Month	Adjusted Scheduled Activity (UDA)	
	2018	2019
April	67	24
May	143	284
June	402	373
July	750	633
August	1,032	1,074
September	1,306	1,158
October	1,538	1,352
November	1,847	1,492
December	2,085	1,728
January	2,263	
February	2,521	
March	2,861	
April	3,215	
May	3,263	
June	3,263	

QUALITY

	Quantity	Base Number	Contract	AT	Region	England
% of FP17s for the same patient ID Re-attending within 3 months - Children	8	190	4.2%	10.2%	11.8%	11.8%
% of FP17s for the same patient ID Re-attending within 3 months - Adults	73	620	11.8%	15.4%	16.7%	15.6%
% of FP17s for the same patient ID Re-attending between 3 & 9 months - Children	65	190	34.2%	49.0%	48.6%	58.8%
% of FP17s for the same patient ID Re-attending between 3 & 9 months - Adults	189	620	30.5%	38.7%	39.1%	51.0%
% of FP17s for Band 1 Urgent Courses	30	684	4.4%	10.2%	10.6%	9.0%
% of FP17s Relating to Free Repair or Replacements	7	684	1.0%	0.6%	0.5%	0.8%
% of FP17s Relating to Continuations	5	684	0.7%	0.9%	0.7%	0.9%
% of Patients satisfied with the dentistry they have received	0	0	N/A	91.8%	90.2%	93.2%
% of Patients satisfied with the time they had to wait for an appointment	0	0	N/A	87.2%	85.0%	88.3%

* This is based on patients treated on this contract for their most recent course of treatment. Figures in italics indicate the base number of FP17s or Patient Questionnaire responses are less than 100. N/A is shown where the base number of responses is less than 10 during the period. % is calculated as Quantity/Base number*100

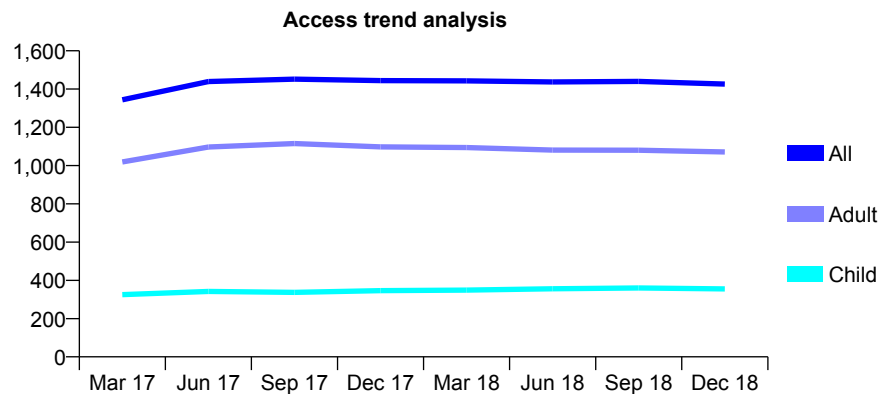
Q63 - Vital Signs At a Glance Contract Report for 170798/0001 - December 2018

Name or company name	Mrs S Patel
Contract type name	GDS Contract
Purpose of contract	General
Contract start date	01/08/2015
Contract end date	

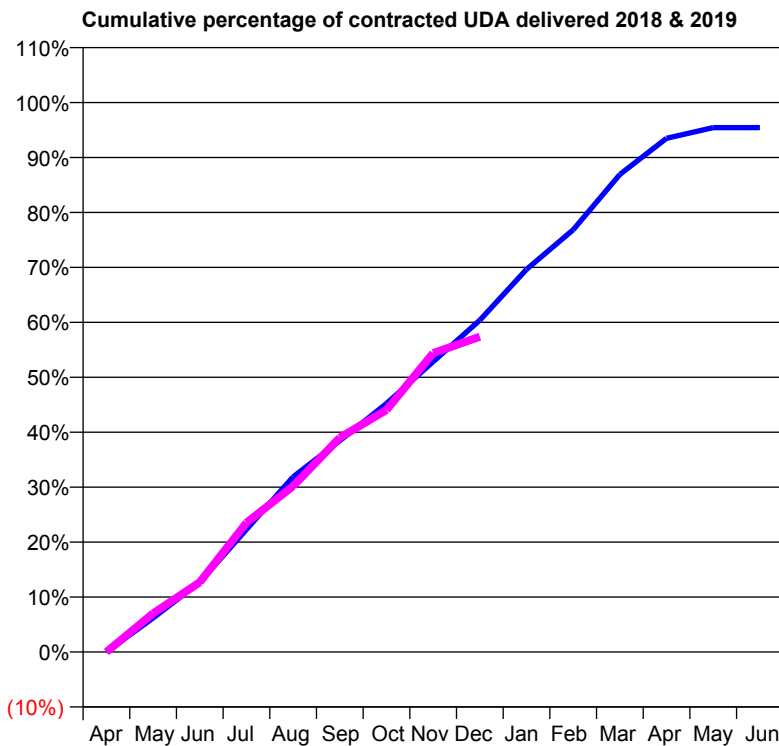
18/19 Contracted general activity (UDA)	3,534
Carry forward general activity (UDA)	0
18/19 Contracted orthodontic activity (UOA)	0
Carry forward orthodontic activity (UOA)	0
Baseline contract value	£90,008.44

ACCESS*

Patients seen in 24 months	Total	Change since previous quarter
Quarter ending December 2017	1,444	
Quarter ending March 2018	1,443	→
Quarter ending June 2018	1,437	→
Quarter ending September 2018	1,440	→
Quarter ending December 2018	1,426	→
Variance since December 2017	(1.2%)	↓



ACTIVITY



Month	Adjusted Scheduled Activity (UDA)	
	2018	2019
April	0	0
May	219	248
June	449	449
July	788	832
August	1,127	1,067
September	1,359	1,379
October	1,598	1,557
November	1,867	1,922
December	2,134	2,027
January	2,461	
February	2,715	
March	3,072	
April	3,304	
May	3,373	
June	3,373	

QUALITY

	Quantity	Base Number	Contract	AT	Region	England
% of FP17s for the same patient ID Re-attending within 3 months - Children	12	280	4.3%	10.2%	11.8%	11.8%
% of FP17s for the same patient ID Re-attending within 3 months - Adults	60	859	7.0%	15.4%	16.7%	15.6%
% of FP17s for the same patient ID Re-attending between 3 & 9 months - Children	128	280	45.7%	49.0%	48.6%	58.8%
% of FP17s for the same patient ID Re-attending between 3 & 9 months - Adults	413	859	48.1%	38.7%	39.1%	51.0%
% of FP17s for Band 1 Urgent Courses	42	996	4.2%	10.2%	10.6%	9.0%
% of FP17s Relating to Free Repair or Replacements	2	996	0.2%	0.6%	0.5%	0.8%
% of FP17s Relating to Continuations	10	996	1.0%	0.9%	0.7%	0.9%
% of Patients satisfied with the dentistry they have received	0	0	N/A	91.8%	90.2%	93.2%
% of Patients satisfied with the time they had to wait for an appointment	0	0	N/A	87.2%	85.0%	88.3%

* This is based on patients treated on this contract for their most recent course of treatment. Figures in italics indicate the base number of FP17s or Patient Questionnaire responses are less than 100. N/A is shown where the base number of responses is less than 10 during the period. % is calculated as Quantity/Base number*100

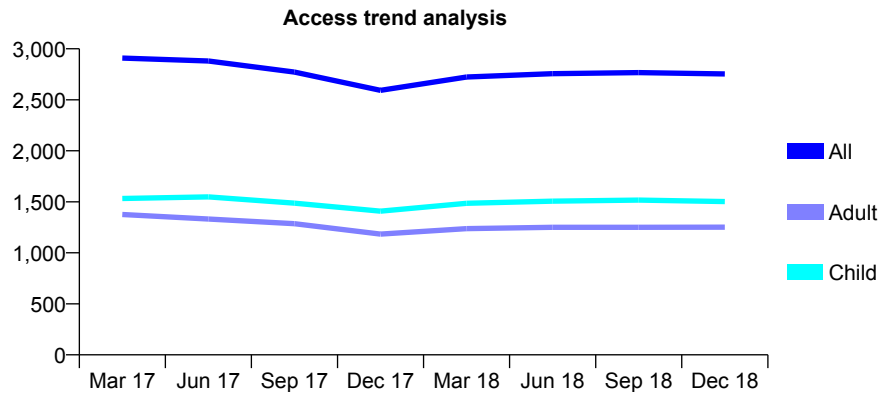
Q63 - Vital Signs At a Glance Contract Report for 170933/0001 - December 2018

Name or company name	Vijay Vithani, Varsha Vithani and Keya Vith
Contract type name	GDS Contract
Purpose of contract	General
Contract start date	01/04/2011
Contract end date	

18/19 Contracted general activity (UDA)	7,449
Carry forward general activity (UDA)	46
18/19 Contracted orthodontic activity (UOA)	0
Carry forward orthodontic activity (UOA)	0
Baseline contract value	£182,375.33

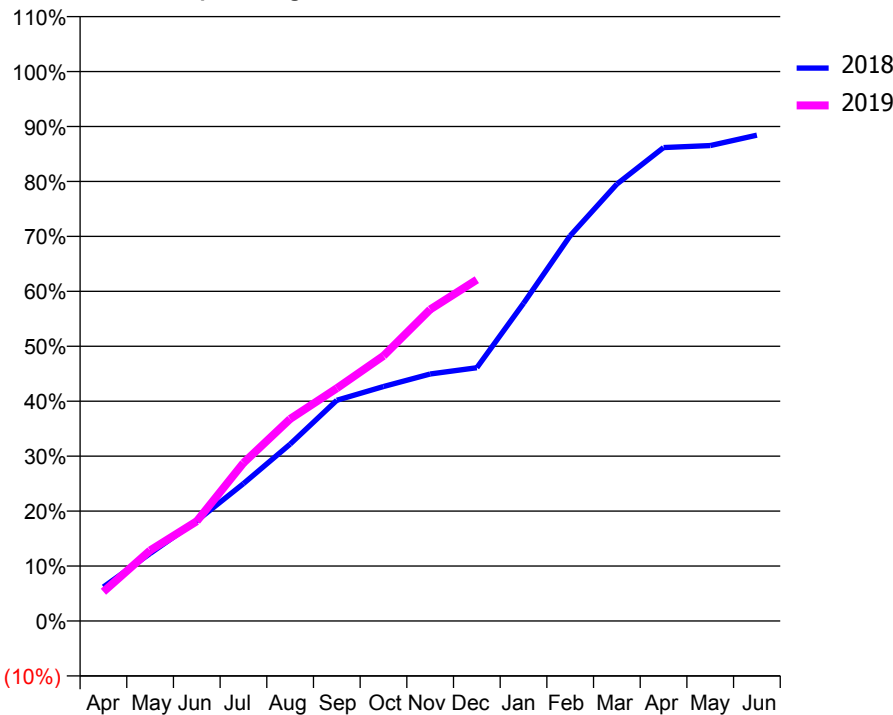
ACCESS*

Patients seen in 24 months	Total	Change since previous quarter
Quarter ending December 2017	2,593	
Quarter ending March 2018	2,723	↑
Quarter ending June 2018	2,756	→
Quarter ending September 2018	2,767	→
Quarter ending December 2018	2,753	→
Variance since December 2017	6.2%	↑



ACTIVITY

Cumulative percentage of contracted UDA delivered 2018 & 2019



Adjusted Scheduled Activity (UDA)		
Month	2018	2019
April	462	397
May	915	958
June	1,358	1,354
July	1,863	2,142
August	2,398	2,739
September	2,993	3,156
October	3,179	3,595
November	3,349	4,224
December	3,434	4,627
January	4,306	
February	5,223	
March	5,923	
April	6,418	
May	6,446	
June	6,585	

QUALITY

	Quantity	Base Number	Contract	AT	Region	England
% of FP17s for the same patient ID Re-attending within 3 months - Children	183	1,637	11.2%	10.2%	11.8%	11.8%
% of FP17s for the same patient ID Re-attending within 3 months - Adults	247	1,032	23.9%	15.4%	16.7%	15.6%
% of FP17s for the same patient ID Re-attending between 3 & 9 months - Children	887	1,637	54.2%	49.0%	48.6%	58.8%
% of FP17s for the same patient ID Re-attending between 3 & 9 months - Adults	411	1,032	39.8%	38.7%	39.1%	51.0%
% of FP17s for Band 1 Urgent Courses	176	2,388	7.4%	10.2%	10.6%	9.0%
% of FP17s Relating to Free Repair or Replacements	2	2,388	0.1%	0.6%	0.5%	0.8%
% of FP17s Relating to Continuations	1	2,388	0.0%	0.9%	0.7%	0.9%
% of Patients satisfied with the dentistry they have received	0	0	N/A	91.8%	90.2%	93.2%
% of Patients satisfied with the time they had to wait for an appointment	0	0	N/A	87.2%	85.0%	88.3%

* This is based on patients treated on this contract for their most recent course of treatment. Figures in italics indicate the base number of FP17s or Patient Questionnaire responses are less than 100. N/A is shown where the base number of responses is less than 10 during the period. % is calculated as Quantity/Base number*100

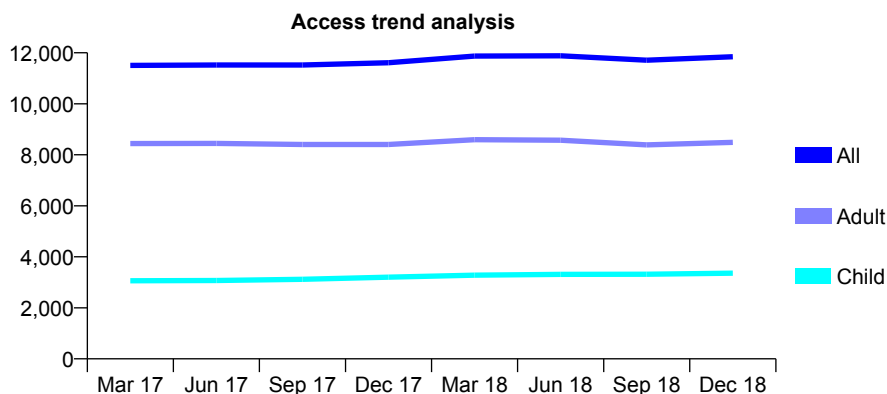
Q63 - Vital Signs At a Glance Contract Report for 171662/0001 - December 2018

Name or company name	Mr R Cutts & Miss A Patel
Contract type name	GDS Contract
Purpose of contract	General
Contract start date	01/04/2010
Contract end date	

18/19 Contracted general activity (UDA)	23,250
Carry forward general activity (UDA)	632
18/19 Contracted orthodontic activity (UOA)	0
Carry forward orthodontic activity (UOA)	0
Baseline contract value	£661,336.62

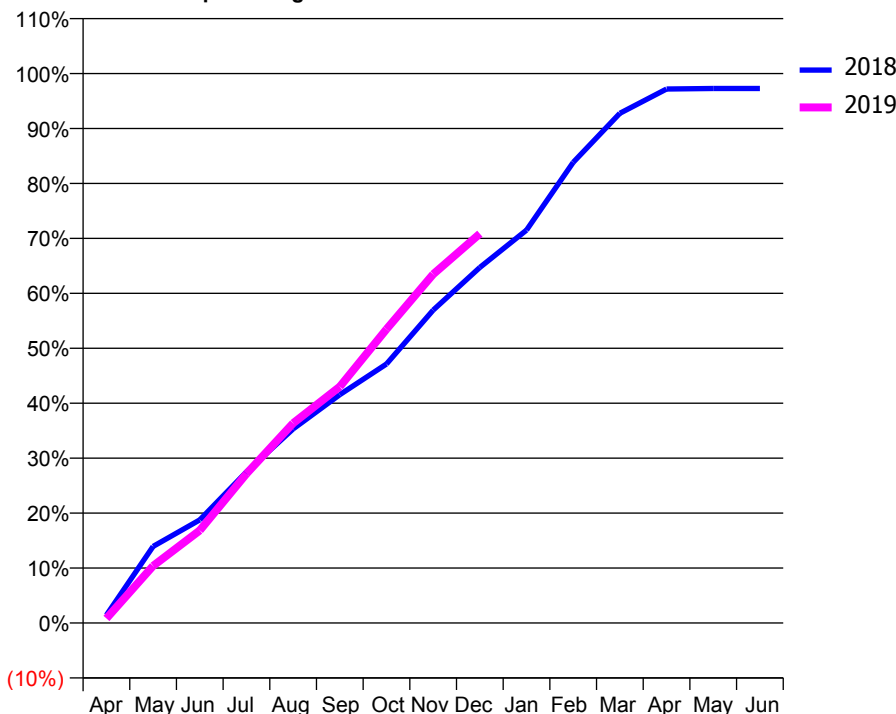
ACCESS*

Patients seen in 24 months	Total	Change since previous quarter
Quarter ending December 2017	11,608	
Quarter ending March 2018	11,872	↑
Quarter ending June 2018	11,881	→
Quarter ending September 2018	11,709	↓
Quarter ending December 2018	11,847	→
Variance since December 2017	2.1%	↑



ACTIVITY

Cumulative percentage of contracted UDA delivered 2018 & 2019



Adjusted Scheduled Activity (UDA)

Month	2018	2019
April	334	195
May	3,241	2,417
June	4,363	3,921
July	6,394	6,316
August	8,210	8,455
September	9,662	9,998
October	10,958	12,431
November	13,239	14,754
December	15,045	16,473
January	16,623	
February	19,491	
March	21,565	
April	22,596	
May	22,615	
June	22,618	

QUALITY

	Quantity	Base Number	Contract	AT	Region	England
% of FP17s for the same patient ID Re-attending within 3 months - Children	208	3,443	6.0%	10.2%	11.8%	11.8%
% of FP17s for the same patient ID Re-attending within 3 months - Adults	746	6,743	11.1%	15.4%	16.7%	15.6%
% of FP17s for the same patient ID Re-attending between 3 & 9 months - Children	2,124	3,443	61.7%	49.0%	48.6%	58.8%
% of FP17s for the same patient ID Re-attending between 3 & 9 months - Adults	3,026	6,743	44.9%	38.7%	39.1%	51.0%
% of FP17s for Band 1 Urgent Courses	770	9,246	8.3%	10.2%	10.6%	9.0%
% of FP17s Relating to Free Repair or Replacements	37	9,246	0.4%	0.6%	0.5%	0.8%
% of FP17s Relating to Continuations	22	9,246	0.2%	0.9%	0.7%	0.9%
% of Patients satisfied with the dentistry they have received	4	4	N/A	91.8%	90.2%	93.2%
% of Patients satisfied with the time they had to wait for an appointment	3	4	N/A	87.2%	85.0%	88.3%

* This is based on patients treated on this contract for their most recent course of treatment. Figures in italics indicate the base number of FP17s or Patient Questionnaire responses are less than 100. N/A is shown where the base number of responses is less than 10 during the period. % is calculated as Quantity/Base number*100

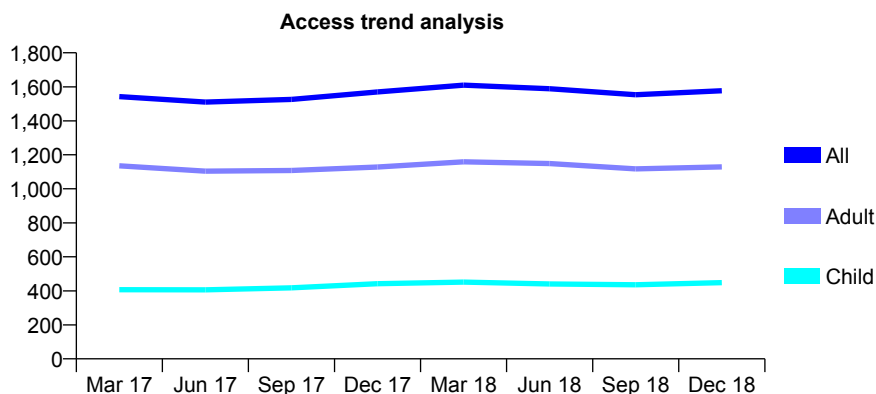
Q63 - Vital Signs At a Glance Contract Report for 171735/0001 - December 2018

Name or company name	SNS Dental Practice
Contract type name	GDS Contract
Purpose of contract	General
Contract start date	01/09/2008
Contract end date	

18/19 Contracted general activity (UDA)	5,500
Carry forward general activity (UDA)	30
18/19 Contracted orthodontic activity (UOA)	0
Carry forward orthodontic activity (UOA)	0
Baseline contract value	£191,468.28

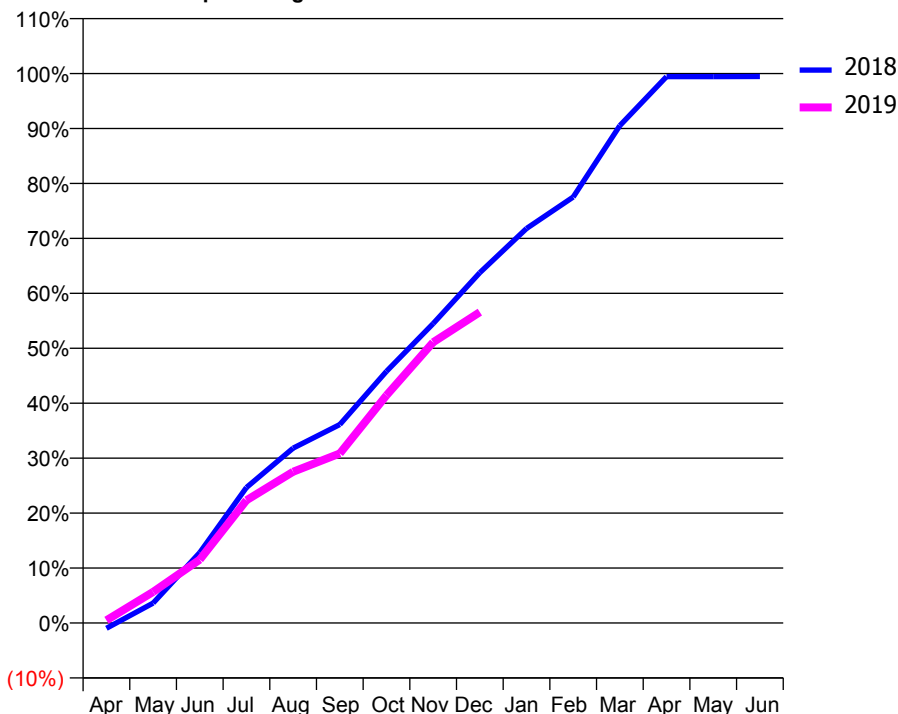
ACCESS*

Patients seen in 24 months	Total	Change since previous quarter
Quarter ending December 2017	1,570	
Quarter ending March 2018	1,610	↑
Quarter ending June 2018	1,589	↓
Quarter ending September 2018	1,553	↓
Quarter ending December 2018	1,577	→
Variance since December 2017	0.4%	→



ACTIVITY

Cumulative percentage of contracted UDA delivered 2018 & 2019



Month	Adjusted Scheduled Activity (UDA)	
	2018	2019
April	-54	28
May	199	311
June	705	635
July	1,356	1,229
August	1,750	1,514
September	1,986	1,698
October	2,520	2,278
November	2,998	2,810
December	3,506	3,111
January	3,949	
February	4,264	
March	4,978	
April	5,469	
May	5,469	
June	5,470	

QUALITY

	Quantity	Base Number	Contract	AT	Region	England
% of FP17s for the same patient ID Re-attending within 3 months - Children	31	376	8.2%	10.2%	11.8%	11.8%
% of FP17s for the same patient ID Re-attending within 3 months - Adults	238	995	23.9%	15.4%	16.7%	15.6%
% of FP17s for the same patient ID Re-attending between 3 & 9 months - Children	145	376	38.6%	49.0%	48.6%	58.8%
% of FP17s for the same patient ID Re-attending between 3 & 9 months - Adults	348	995	35.0%	38.7%	39.1%	51.0%
% of FP17s for Band 1 Urgent Courses	304	1,192	25.5%	10.2%	10.6%	9.0%
% of FP17s Relating to Free Repair or Replacements	1	1,192	0.1%	0.6%	0.5%	0.8%
% of FP17s Relating to Continuations	0	1,192	0.0%	0.9%	0.7%	0.9%
% of Patients satisfied with the dentistry they have received	0	0	N/A	91.8%	90.2%	93.2%
% of Patients satisfied with the time they had to wait for an appointment	0	0	N/A	87.2%	85.0%	88.3%

* This is based on patients treated on this contract for their most recent course of treatment. Figures in italics indicate the base number of FP17s or Patient Questionnaire responses are less than 100. N/A is shown where the base number of responses is less than 10 during the period. % is calculated as Quantity/Base number*100

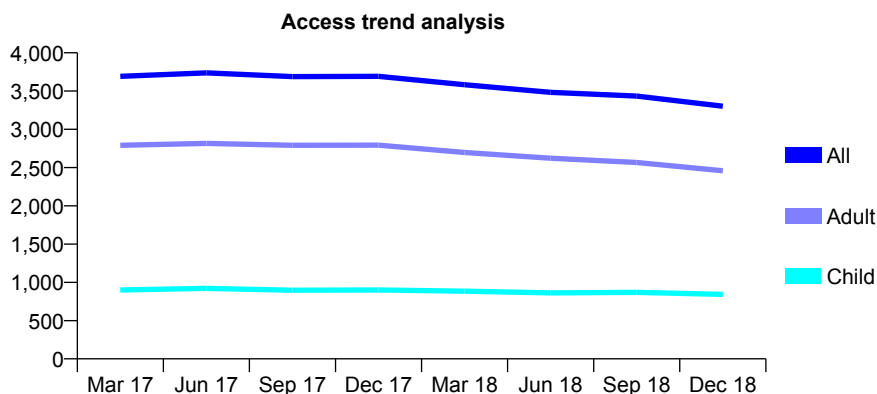
Q63 - Vital Signs At a Glance Contract Report for 171832/0001 - December 2018

Name or company name	S Cowley, R Ingham and J Angelo
Contract type name	GDS Contract
Purpose of contract	General
Contract start date	01/06/2014
Contract end date	

18/19 Contracted general activity (UDA)	16,550
Carry forward general activity (UDA)	0
18/19 Contracted orthodontic activity (UOA)	0
Carry forward orthodontic activity (UOA)	0
Baseline contract value	£533,155.09

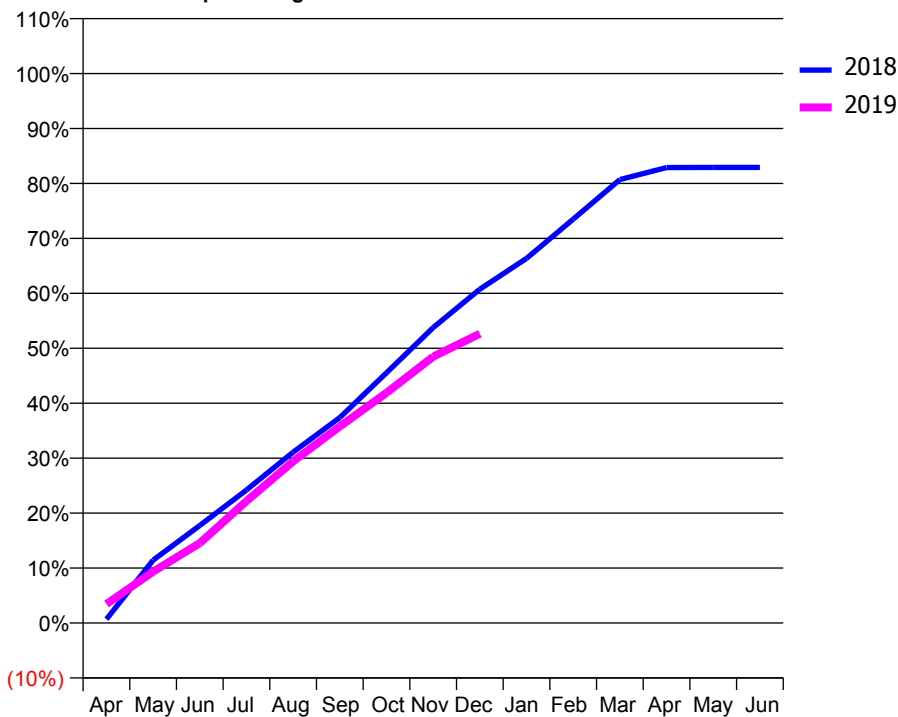
ACCESS*

Patients seen in 24 months	Total	Change since previous quarter
Quarter ending December 2017	3,693	
Quarter ending March 2018	3,582	↓
Quarter ending June 2018	3,484	↓
Quarter ending September 2018	3,434	↓
Quarter ending December 2018	3,302	↓
Variance since December 2017	(10.6%)	↓



ACTIVITY

Cumulative percentage of contracted UDA delivered 2018 & 2019



Month	Adjusted Scheduled Activity (UDA)	
	2018	2019
April	115	572
May	1,895	1,549
June	2,936	2,408
July	4,004	3,674
August	5,147	4,868
September	6,188	5,921
October	7,537	6,936
November	8,900	8,021
December	10,054	8,712
January	10,980	
February	12,165	
March	13,357	
April	13,718	
May	13,721	
June	13,721	

QUALITY

	Quantity	Base Number	Contract	AT	Region	England
% of FP17s for the same patient ID Re-attending within 3 months - Children	51	761	6.7%	10.2%	11.8%	11.8%
% of FP17s for the same patient ID Re-attending within 3 months - Adults	228	1,761	12.9%	15.4%	16.7%	15.6%
% of FP17s for the same patient ID Re-attending between 3 & 9 months - Children	386	761	50.7%	49.0%	48.6%	58.8%
% of FP17s for the same patient ID Re-attending between 3 & 9 months - Adults	665	1,761	37.8%	38.7%	39.1%	51.0%
% of FP17s for Band 1 Urgent Courses	260	2,417	10.8%	10.2%	10.6%	9.0%
% of FP17s Relating to Free Repair or Replacements	5	2,417	0.2%	0.6%	0.5%	0.8%
% of FP17s Relating to Continuations	31	2,417	1.3%	0.9%	0.7%	0.9%
% of Patients satisfied with the dentistry they have received	0	1	N/A	91.8%	90.2%	93.2%
% of Patients satisfied with the time they had to wait for an appointment	1	1	N/A	87.2%	85.0%	88.3%

* This is based on patients treated on this contract for their most recent course of treatment. Figures in italics indicate the base number of FP17s or Patient Questionnaire responses are less than 100. N/A is shown where the base number of responses is less than 10 during the period. % is calculated as Quantity/Base number*100

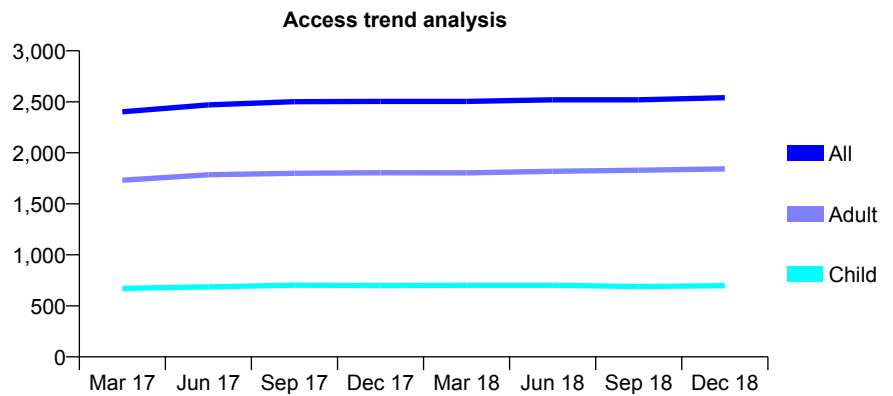
Q63 - Vital Signs At a Glance Contract Report for 171883/0001 - December 2018

Name or company name	Preventive Dental Practice
Contract type name	GDS Contract
Purpose of contract	General
Contract start date	01/11/2014
Contract end date	

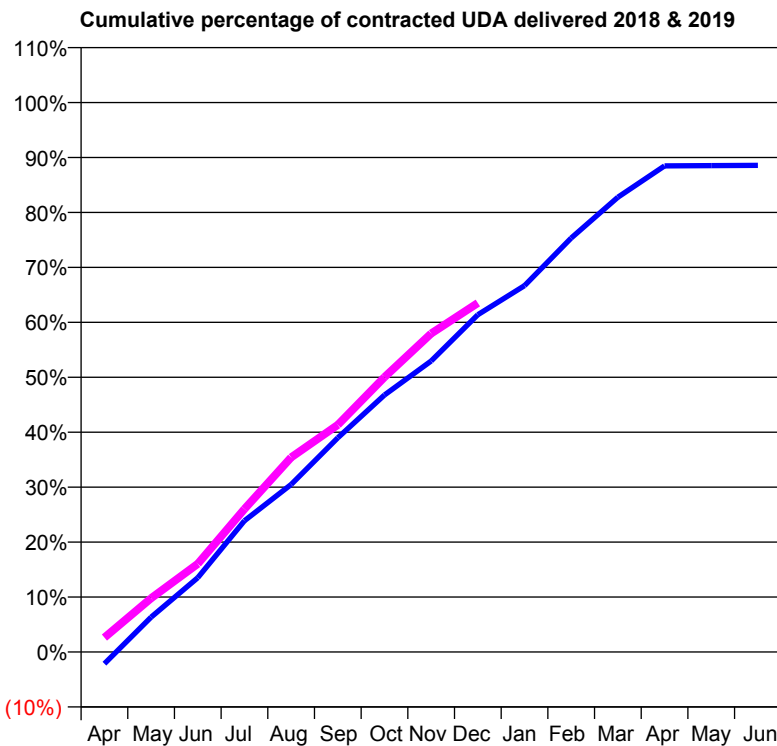
18/19 Contracted general activity (UDA)	10,832
Carry forward general activity (UDA)	0
18/19 Contracted orthodontic activity (UOA)	0
Carry forward orthodontic activity (UOA)	0
Baseline contract value	£275,644.03

ACCESS*

Patients seen in 24 months	Total	Change since previous quarter
Quarter ending December 2017	2,504	
Quarter ending March 2018	2,504	→
Quarter ending June 2018	2,520	→
Quarter ending September 2018	2,519	→
Quarter ending December 2018	2,541	→
Variance since December 2017	1.5%	→



ACTIVITY



Month	Adjusted Scheduled Activity (UDA)	
	2018	2019
April	-232	285
May	686	1,062
June	1,465	1,740
July	2,589	2,820
August	3,302	3,836
September	4,222	4,479
October	5,066	5,419
November	5,736	6,278
December	6,649	6,881
January	7,221	
February	8,159	
March	8,964	
April	9,582	
May	9,589	
June	9,592	

QUALITY

	Quantity	Base Number	Contract	AT	Region	England
% of FP17s for the same patient ID Re-attending within 3 months - Children	44	637	6.9%	10.2%	11.8%	11.8%
% of FP17s for the same patient ID Re-attending within 3 months - Adults	113	1,346	8.4%	15.4%	16.7%	15.6%
% of FP17s for the same patient ID Re-attending between 3 & 9 months - Children	300	637	47.1%	49.0%	48.6%	58.8%
% of FP17s for the same patient ID Re-attending between 3 & 9 months - Adults	559	1,346	41.5%	38.7%	39.1%	51.0%
% of FP17s for Band 1 Urgent Courses	50	1,862	2.7%	10.2%	10.6%	9.0%
% of FP17s Relating to Free Repair or Replacements	7	1,862	0.4%	0.6%	0.5%	0.8%
% of FP17s Relating to Continuations	17	1,862	0.9%	0.9%	0.7%	0.9%
% of Patients satisfied with the dentistry they have received	0	1	N/A	91.8%	90.2%	93.2%
% of Patients satisfied with the time they had to wait for an appointment	0	1	N/A	87.2%	85.0%	88.3%

* This is based on patients treated on this contract for their most recent course of treatment. Figures in italics indicate the base number of FP17s or Patient Questionnaire responses are less than 100. N/A is shown where the base number of responses is less than 10 during the period. % is calculated as Quantity/Base number*100

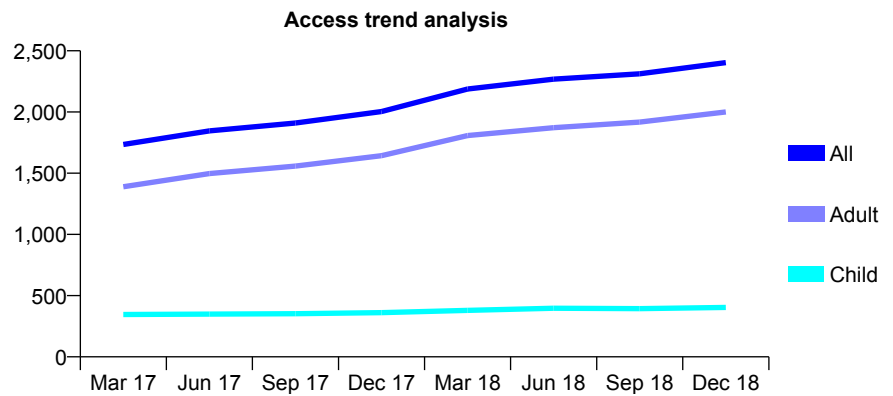
Q63 - Vital Signs At a Glance Contract Report for 173703/0001 - December 2018

Name or company name	Surrey Quays Dental Practice
Contract type name	GDS Contract
Purpose of contract	General
Contract start date	01/04/2015
Contract end date	

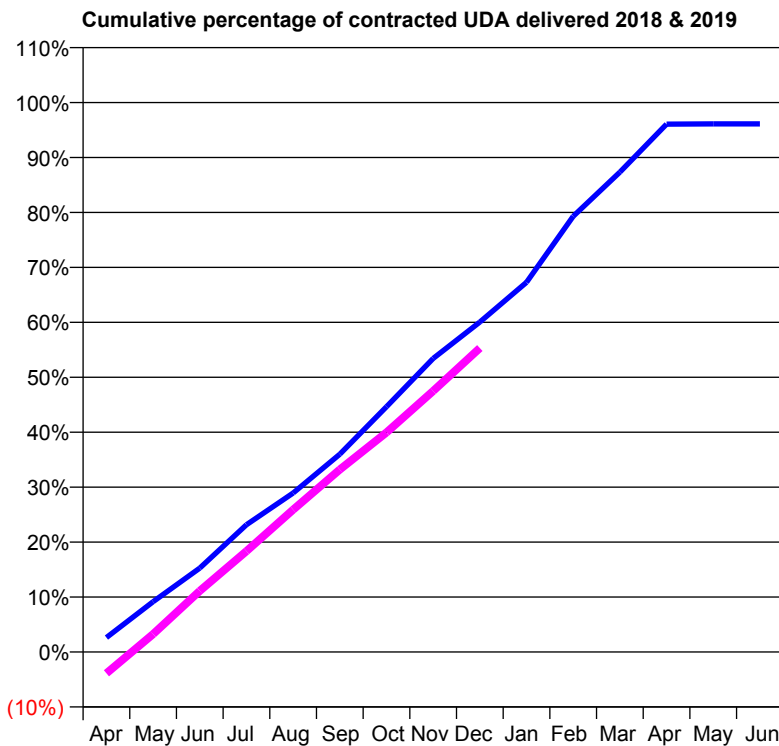
18/19 Contracted general activity (UDA)	8,533
Carry forward general activity (UDA)	333
18/19 Contracted orthodontic activity (UOA)	0
Carry forward orthodontic activity (UOA)	0
Baseline contract value	£222,674.86

ACCESS*

Patients seen in 24 months	Total	Change since previous quarter
Quarter ending December 2017	2,004	
Quarter ending March 2018	2,188	↑
Quarter ending June 2018	2,269	↑
Quarter ending September 2018	2,312	→
Quarter ending December 2018	2,404	↑
Variance since December 2017	20.0%	↑



ACTIVITY



Month	Adjusted Scheduled Activity (UDA)	
	2018	2019
April	224	-333
May	782	278
June	1,303	949
July	1,976	1,566
August	2,468	2,210
September	3,072	2,833
October	3,809	3,410
November	4,559	4,054
December	5,123	4,720
January	5,741	
February	6,766	
March	7,451	
April	8,196	
May	8,200	
June	8,200	

QUALITY

	Quantity	Base Number	Contract	AT	Region	England
% of FP17s for the same patient ID Re-attending within 3 months - Children	38	325	11.7%	10.2%	11.8%	11.8%
% of FP17s for the same patient ID Re-attending within 3 months - Adults	214	1,477	14.5%	15.4%	16.7%	15.6%
% of FP17s for the same patient ID Re-attending between 3 & 9 months - Children	119	325	36.6%	49.0%	48.6%	58.8%
% of FP17s for the same patient ID Re-attending between 3 & 9 months - Adults	408	1,477	27.6%	38.7%	39.1%	51.0%
% of FP17s for Band 1 Urgent Courses	288	1,634	17.6%	10.2%	10.6%	9.0%
% of FP17s Relating to Free Repair or Replacements	18	1,634	1.1%	0.6%	0.5%	0.8%
% of FP17s Relating to Continuations	35	1,634	2.1%	0.9%	0.7%	0.9%
% of Patients satisfied with the dentistry they have received	0	0	N/A	91.8%	90.2%	93.2%
% of Patients satisfied with the time they had to wait for an appointment	0	0	N/A	87.2%	85.0%	88.3%

* This is based on patients treated on this contract for their most recent course of treatment. Figures in italics indicate the base number of FP17s or Patient Questionnaire responses are less than 100. N/A is shown where the base number of responses is less than 10 during the period. % is calculated as Quantity/Base number*100

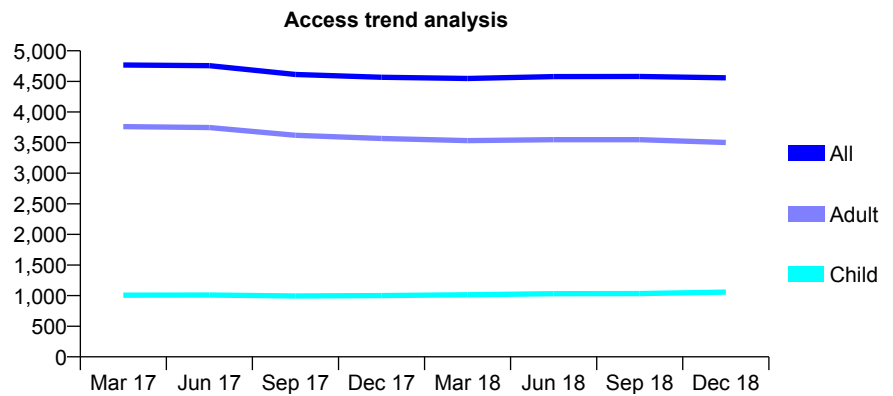
Q63 - Vital Signs At a Glance Contract Report for 173940/0001 - December 2018

Name or company name	Real Sweden Ltd
Contract type name	GDS Contract
Purpose of contract	General
Contract start date	01/10/2011
Contract end date	

18/19 Contracted general activity (UDA)	18,485
Carry forward general activity (UDA)	2,200
18/19 Contracted orthodontic activity (UOA)	0
Carry forward orthodontic activity (UOA)	0
Baseline contract value	£482,554.69

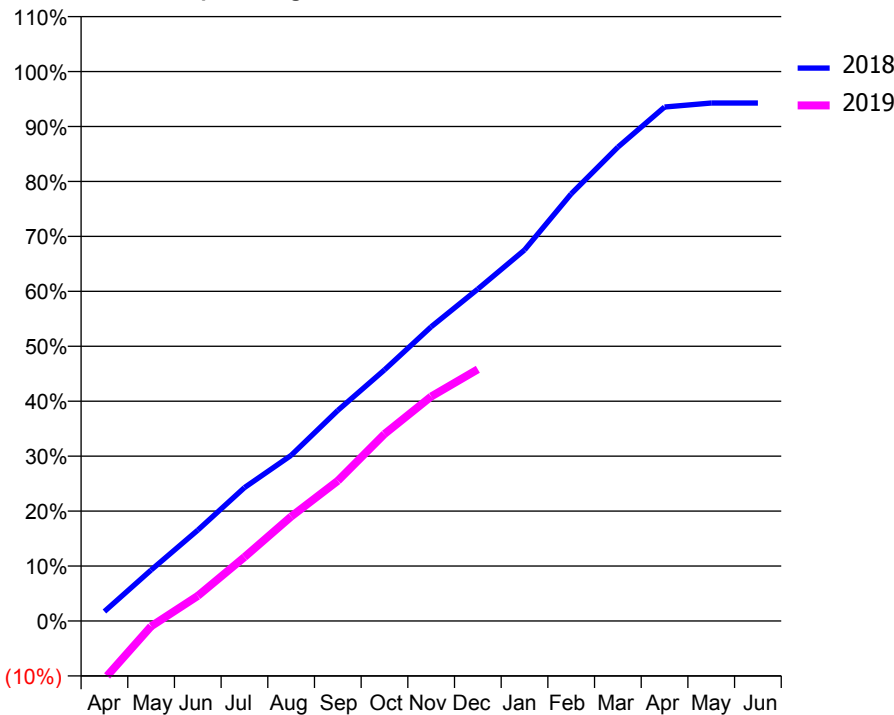
ACCESS*

Patients seen in 24 months	Total	Change since previous quarter
Quarter ending December 2017	4,568	
Quarter ending March 2018	4,548	→
Quarter ending June 2018	4,578	→
Quarter ending September 2018	4,581	→
Quarter ending December 2018	4,559	→
Variance since December 2017	(0.2%)	→



ACTIVITY

Cumulative percentage of contracted UDA delivered 2018 & 2019



Month	Adjusted Scheduled Activity (UDA)	
	2018	2019
April	323	-1,954
May	1,715	-182
June	3,056	843
July	4,487	2,152
August	5,573	3,514
September	7,086	4,715
October	8,448	6,289
November	9,898	7,553
December	11,168	8,466
January	12,482	
February	14,368	
March	15,938	
April	17,290	
May	17,424	
June	17,424	

QUALITY

	Quantity	Base Number	Contract	AT	Region	England
% of FP17s for the same patient ID Re-attending within 3 months - Children	59	923	6.4%	10.2%	11.8%	11.8%
% of FP17s for the same patient ID Re-attending within 3 months - Adults	412	2,824	14.6%	15.4%	16.7%	15.6%
% of FP17s for the same patient ID Re-attending between 3 & 9 months - Children	495	923	53.6%	49.0%	48.6%	58.8%
% of FP17s for the same patient ID Re-attending between 3 & 9 months - Adults	1,208	2,824	42.8%	38.7%	39.1%	51.0%
% of FP17s for Band 1 Urgent Courses	391	3,441	11.4%	10.2%	10.6%	9.0%
% of FP17s Relating to Free Repair or Replacements	9	3,441	0.3%	0.6%	0.5%	0.8%
% of FP17s Relating to Continuations	22	3,441	0.6%	0.9%	0.7%	0.9%
% of Patients satisfied with the dentistry they have received	2	2	N/A	91.8%	90.2%	93.2%
% of Patients satisfied with the time they had to wait for an appointment	2	2	N/A	87.2%	85.0%	88.3%

* This is based on patients treated on this contract for their most recent course of treatment. Figures in italics indicate the base number of FP17s or Patient Questionnaire responses are less than 100. N/A is shown where the base number of responses is less than 10 during the period. % is calculated as Quantity/Base number*100

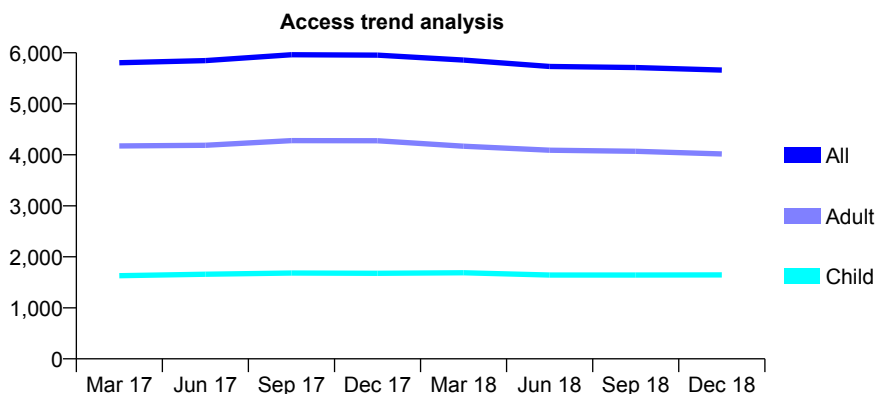
Q63 - Vital Signs At a Glance Contract Report for 173975/0001 - December 2018

Name or company name	Bridge Dental Centre Limited
Contract type name	GDS Contract
Purpose of contract	General
Contract start date	01/04/2009
Contract end date	

18/19 Contracted general activity (UDA)	12,000
Carry forward general activity (UDA)	73
18/19 Contracted orthodontic activity (UOA)	0
Carry forward orthodontic activity (UOA)	0
Baseline contract value	£331,576.86

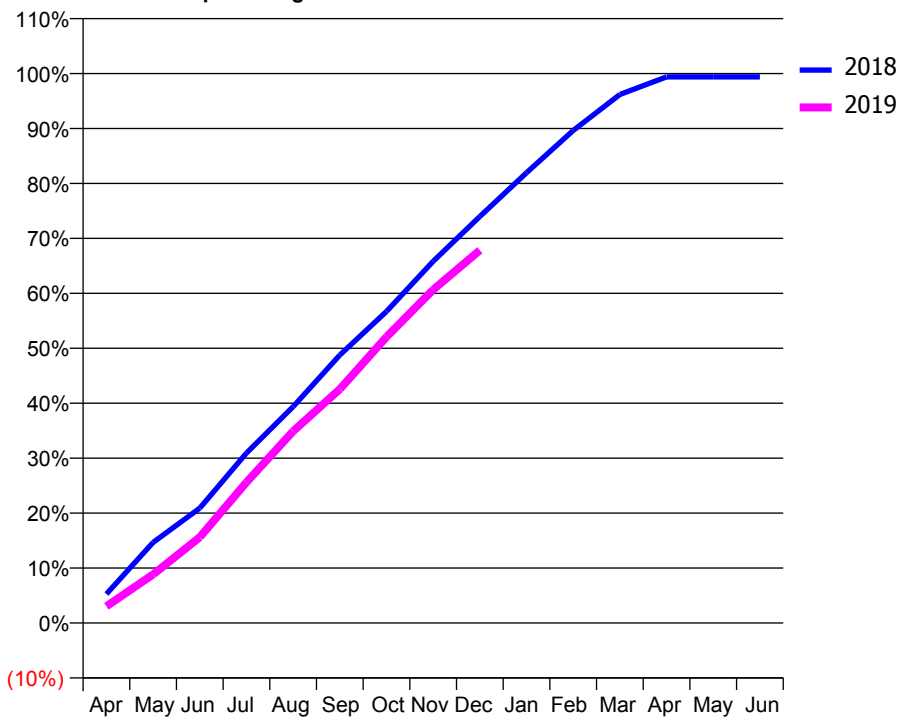
ACCESS*

Patients seen in 24 months	Total	Change since previous quarter
Quarter ending December 2017	5,953	
Quarter ending March 2018	5,857	↓
Quarter ending June 2018	5,731	↓
Quarter ending September 2018	5,712	→
Quarter ending December 2018	5,662	→
Variance since December 2017	(4.9%)	↓



ACTIVITY

Cumulative percentage of contracted UDA delivered 2018 & 2019



Month	Adjusted Scheduled Activity (UDA)	
	2018	2019
April	632	366
May	1,760	1,061
June	2,508	1,875
July	3,711	3,074
August	4,724	4,189
September	5,852	5,106
October	6,803	6,248
November	7,898	7,280
December	8,876	8,140
January	9,832	
February	10,755	
March	11,540	
April	11,927	
May	11,927	
June	11,927	

QUALITY

	Quantity	Base Number	Contract	AT	Region	England
% of FP17s for the same patient ID Re-attending within 3 months - Children	94	1,581	5.9%	10.2%	11.8%	11.8%
% of FP17s for the same patient ID Re-attending within 3 months - Adults	460	3,284	14.0%	15.4%	16.7%	15.6%
% of FP17s for the same patient ID Re-attending between 3 & 9 months - Children	765	1,581	48.4%	49.0%	48.6%	58.8%
% of FP17s for the same patient ID Re-attending between 3 & 9 months - Adults	1,157	3,284	35.2%	38.7%	39.1%	51.0%
% of FP17s for Band 1 Urgent Courses	446	4,683	9.5%	10.2%	10.6%	9.0%
% of FP17s Relating to Free Repair or Replacements	27	4,683	0.6%	0.6%	0.5%	0.8%
% of FP17s Relating to Continuations	62	4,683	1.3%	0.9%	0.7%	0.9%
% of Patients satisfied with the dentistry they have received	3	3	N/A	91.8%	90.2%	93.2%
% of Patients satisfied with the time they had to wait for an appointment	3	3	N/A	87.2%	85.0%	88.3%

* This is based on patients treated on this contract for their most recent course of treatment. Figures in italics indicate the base number of FP17s or Patient Questionnaire responses are less than 100. N/A is shown where the base number of responses is less than 10 during the period. % is calculated as Quantity/Base number*100

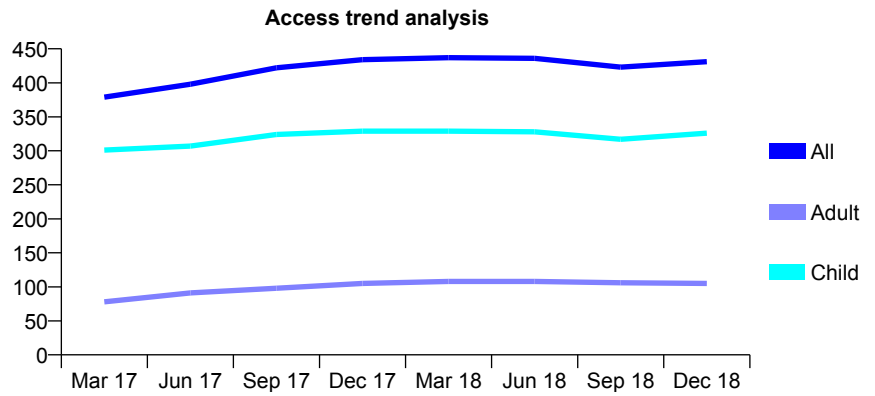
Q63 - Vital Signs At a Glance Contract Report for 174521/0001 - December 2018

Name or company name	Bridge Road Dental Surgery
Contract type name	GDS Contract
Purpose of contract	General
Contract start date	01/11/2015
Contract end date	

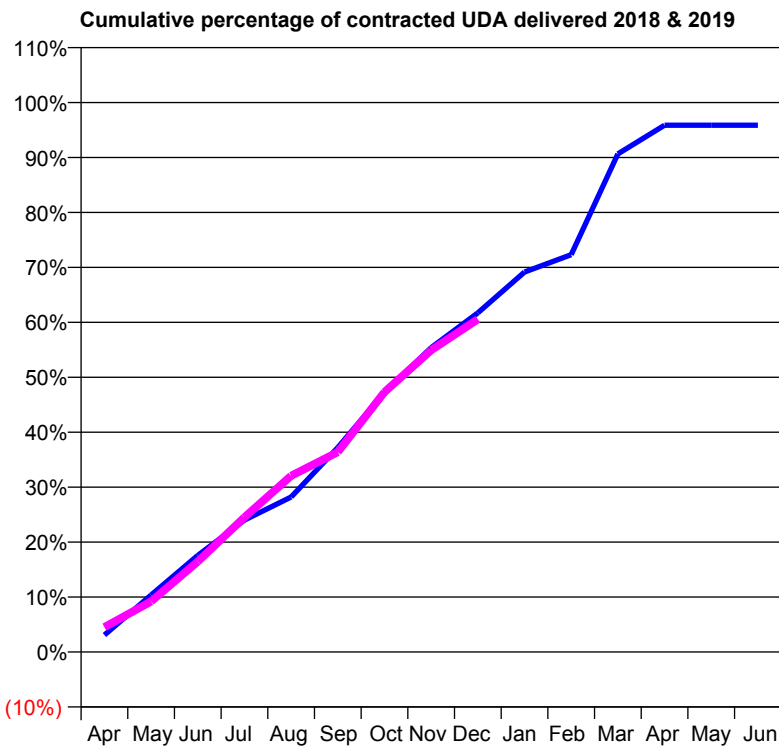
18/19 Contracted general activity (UDA)	1,000
Carry forward general activity (UDA)	0
18/19 Contracted orthodontic activity (UOA)	0
Carry forward orthodontic activity (UOA)	0
Baseline contract value	£29,826.34

ACCESS*

Patients seen in 24 months	Total	Change since previous quarter
Quarter ending December 2017	434	
Quarter ending March 2018	437	→
Quarter ending June 2018	436	→
Quarter ending September 2018	423	↓
Quarter ending December 2018	431	→
Variance since December 2017	(0.7%)	→



ACTIVITY



Month	Adjusted Scheduled Activity (UDA)	
	2018	2019
April	31	45
May	104	92
June	176	165
July	240	245
August	282	321
September	372	364
October	473	473
November	554	549
December	617	606
January	692	
February	723	
March	906	
April	959	
May	959	
June	959	

QUALITY

	Quantity	Base Number	Contract	AT	Region	England
% of FP17s for the same patient ID Re-attending within 3 months - Children	19	333	5.7%	10.2%	11.8%	11.8%
% of FP17s for the same patient ID Re-attending within 3 months - Adults	2	47	4.3%	15.4%	16.7%	15.6%
% of FP17s for the same patient ID Re-attending between 3 & 9 months - Children	196	333	58.9%	49.0%	48.6%	58.8%
% of FP17s for the same patient ID Re-attending between 3 & 9 months - Adults	14	47	29.8%	38.7%	39.1%	51.0%
% of FP17s for Band 1 Urgent Courses	29	357	8.1%	10.2%	10.6%	9.0%
% of FP17s Relating to Free Repair or Replacements	0	357	0.0%	0.6%	0.5%	0.8%
% of FP17s Relating to Continuations	0	357	0.0%	0.9%	0.7%	0.9%
% of Patients satisfied with the dentistry they have received	0	0	N/A	91.8%	90.2%	93.2%
% of Patients satisfied with the time they had to wait for an appointment	0	0	N/A	87.2%	85.0%	88.3%

* This is based on patients treated on this contract for their most recent course of treatment. Figures in italics indicate the base number of FP17s or Patient Questionnaire responses are less than 100. N/A is shown where the base number of responses is less than 10 during the period. % is calculated as Quantity/Base number*100

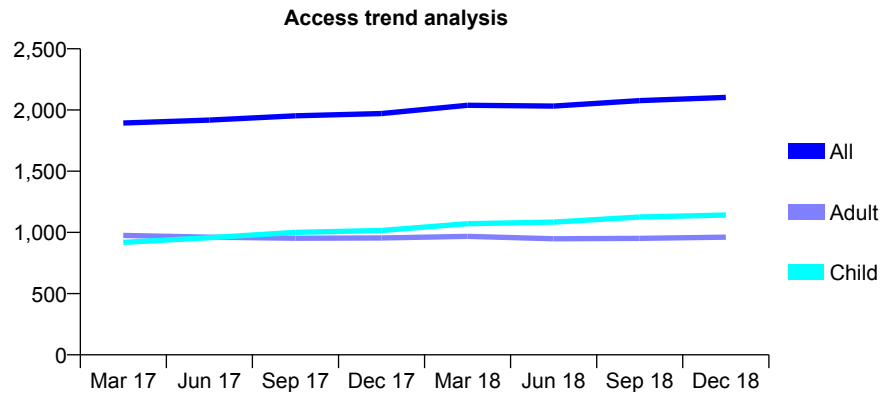
Q63 - Vital Signs At a Glance Contract Report for 174696/0001 - December 2018

Name or company name	Paget Dental Practice
Contract type name	GDS Contract
Purpose of contract	General
Contract start date	27/09/2007
Contract end date	

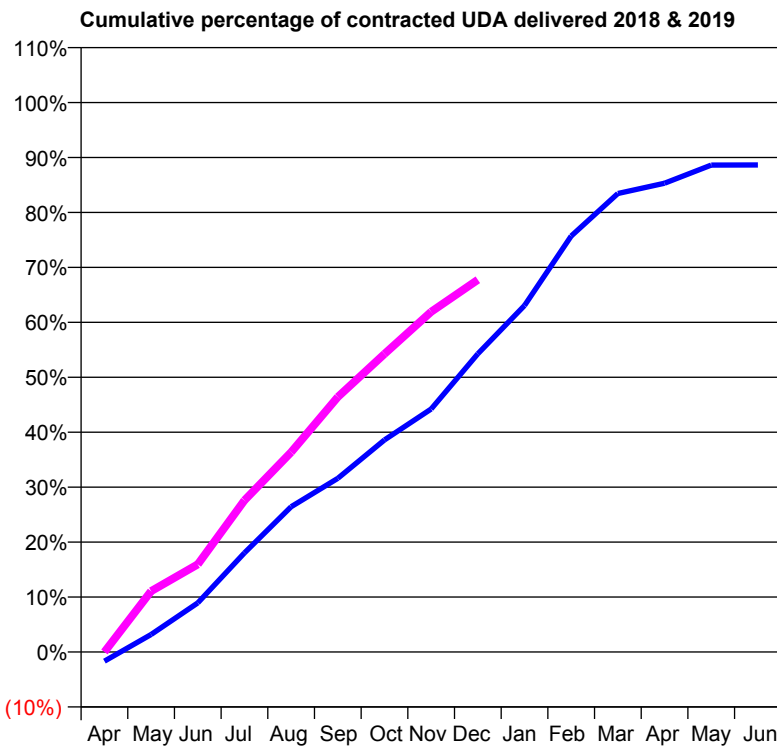
18/19 Contracted general activity (UDA)	5,043
Carry forward general activity (UDA)	0
18/19 Contracted orthodontic activity (UOA)	0
Carry forward orthodontic activity (UOA)	0
Baseline contract value	£120,210.92

ACCESS*

Patients seen in 24 months	Total	Change since previous quarter
Quarter ending December 2017	1,971	
Quarter ending March 2018	2,039	↑
Quarter ending June 2018	2,032	→
Quarter ending September 2018	2,077	↑
Quarter ending December 2018	2,103	→
Variance since December 2017	6.7%	↑



ACTIVITY



Month	Adjusted Scheduled Activity (UDA)	
	2018	2019
April	-86	0
May	161	559
June	451	804
July	910	1,392
August	1,333	1,834
September	1,594	2,341
October	1,946	2,735
November	2,230	3,122
December	2,736	3,416
January	3,180	
February	3,818	
March	4,208	
April	4,302	
May	4,469	
June	4,470	

QUALITY

	Quantity	Base Number	Contract	AT	Region	England
% of FP17s for the same patient ID Re-attending within 3 months - Children	135	1,422	9.5%	10.2%	11.8%	11.8%
% of FP17s for the same patient ID Re-attending within 3 months - Adults	136	1,043	13.0%	15.4%	16.7%	15.6%
% of FP17s for the same patient ID Re-attending between 3 & 9 months - Children	925	1,422	65.0%	49.0%	48.6%	58.8%
% of FP17s for the same patient ID Re-attending between 3 & 9 months - Adults	679	1,043	65.1%	38.7%	39.1%	51.0%
% of FP17s for Band 1 Urgent Courses	154	2,312	6.7%	10.2%	10.6%	9.0%
% of FP17s Relating to Free Repair or Replacements	6	2,312	0.3%	0.6%	0.5%	0.8%
% of FP17s Relating to Continuations	4	2,312	0.2%	0.9%	0.7%	0.9%
% of Patients satisfied with the dentistry they have received	2	2	N/A	91.8%	90.2%	93.2%
% of Patients satisfied with the time they had to wait for an appointment	2	2	N/A	87.2%	85.0%	88.3%

* This is based on patients treated on this contract for their most recent course of treatment. Figures in italics indicate the base number of FP17s or Patient Questionnaire responses are less than 100. N/A is shown where the base number of responses is less than 10 during the period. % is calculated as Quantity/Base number*100

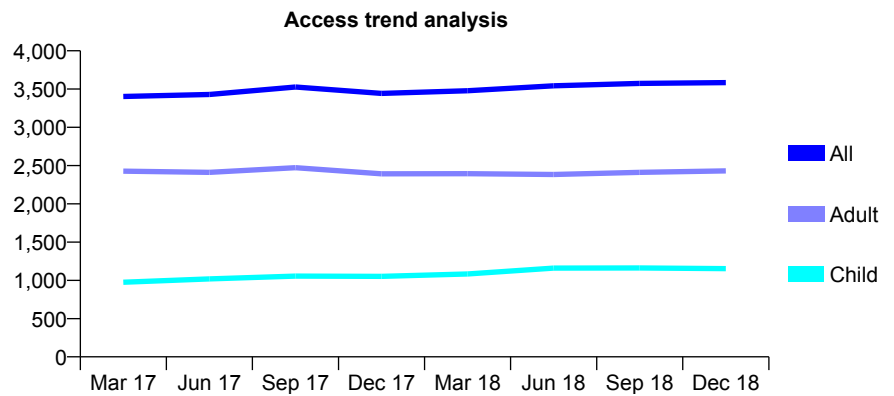
Q63 - Vital Signs At a Glance Contract Report for 174866/0001 - December 2018

Name or company name	Hasan and Hasan
Contract type name	GDS Contract
Purpose of contract	General
Contract start date	01/12/2014
Contract end date	

18/19 Contracted general activity (UDA)	6,100
Carry forward general activity (UDA)	-17
18/19 Contracted orthodontic activity (UOA)	0
Carry forward orthodontic activity (UOA)	0
Baseline contract value	£176,336.63

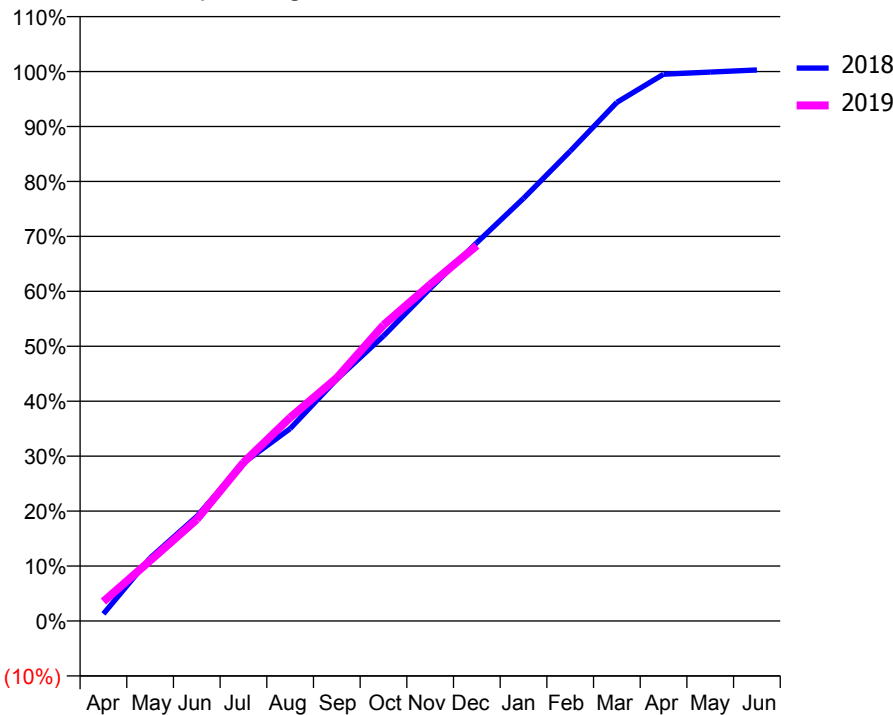
ACCESS*

Patients seen in 24 months	Total	Change since previous quarter
Quarter ending December 2017	3,444	
Quarter ending March 2018	3,478	→
Quarter ending June 2018	3,543	→
Quarter ending September 2018	3,573	→
Quarter ending December 2018	3,584	→
Variance since December 2017	4.1%	↑



ACTIVITY

Cumulative percentage of contracted UDA delivered 2018 & 2019



Month	Adjusted Scheduled Activity (UDA)	
	2018	2019
April	79	218
May	699	669
June	1,162	1,127
July	1,755	1,759
August	2,135	2,258
September	2,685	2,699
October	3,163	3,285
November	3,693	3,736
December	4,200	4,167
January	4,692	
February	5,216	
March	5,758	
April	6,069	
May	6,093	
June	6,117	

QUALITY

	Quantity	Base Number	Contract	AT	Region	England
% of FP17s for the same patient ID Re-attending within 3 months - Children	26	742	3.5%	10.2%	11.8%	11.8%
% of FP17s for the same patient ID Re-attending within 3 months - Adults	69	1,320	5.2%	15.4%	16.7%	15.6%
% of FP17s for the same patient ID Re-attending between 3 & 9 months - Children	133	742	17.9%	49.0%	48.6%	58.8%
% of FP17s for the same patient ID Re-attending between 3 & 9 months - Adults	192	1,320	14.5%	38.7%	39.1%	51.0%
% of FP17s for Band 1 Urgent Courses	217	1,906	11.4%	10.2%	10.6%	9.0%
% of FP17s Relating to Free Repair or Replacements	2	1,906	0.1%	0.6%	0.5%	0.8%
% of FP17s Relating to Continuations	11	1,906	0.6%	0.9%	0.7%	0.9%
% of Patients satisfied with the dentistry they have received	1	1	N/A	91.8%	90.2%	93.2%
% of Patients satisfied with the time they had to wait for an appointment	1	1	N/A	87.2%	85.0%	88.3%

* This is based on patients treated on this contract for their most recent course of treatment. Figures in italics indicate the base number of FP17s or Patient Questionnaire responses are less than 100. N/A is shown where the base number of responses is less than 10 during the period. % is calculated as Quantity/Base number*100

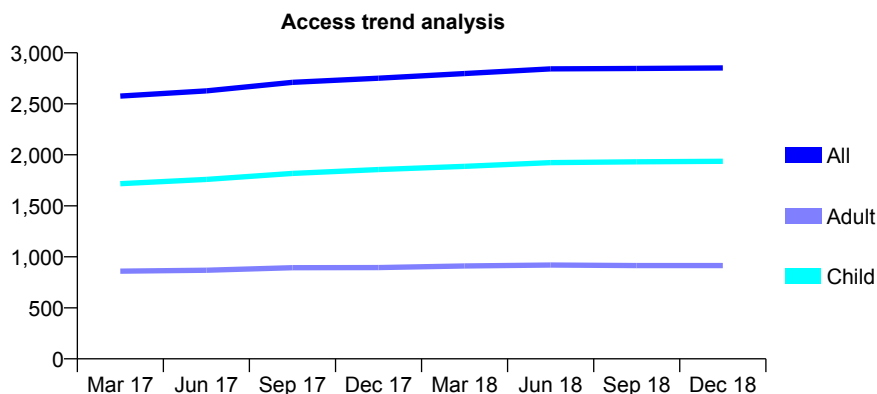
Q63 - Vital Signs At a Glance Contract Report for 175560/0001 - December 2018

Name or company name	Adams House Dental Practice
Contract type name	GDS Contract
Purpose of contract	General
Contract start date	06/04/2009
Contract end date	

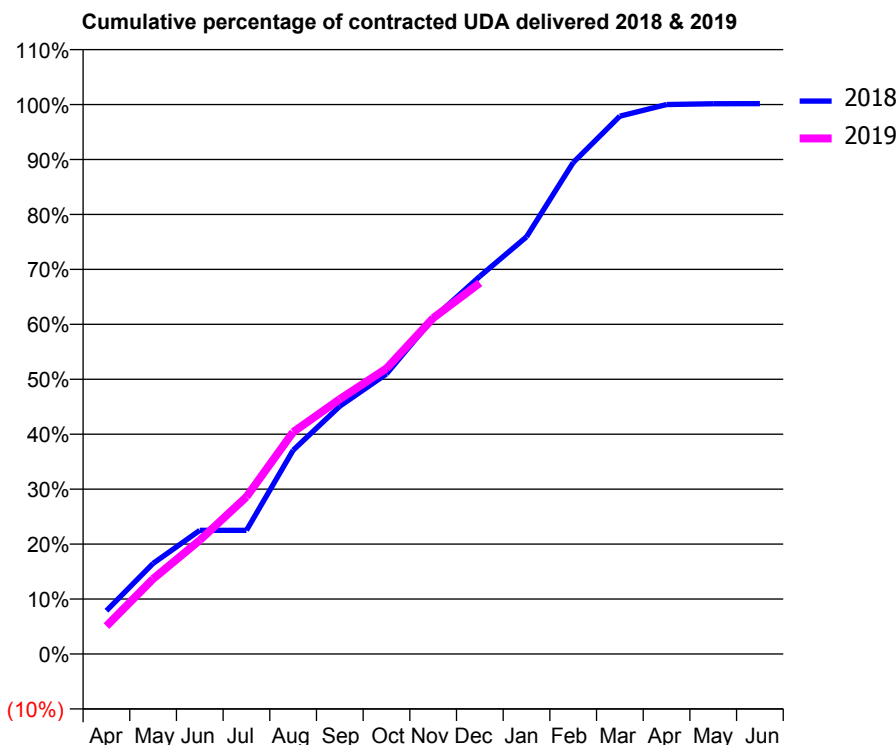
18/19 Contracted general activity (UDA)	8,000
Carry forward general activity (UDA)	-13
18/19 Contracted orthodontic activity (UOA)	0
Carry forward orthodontic activity (UOA)	0
Baseline contract value	£216,143.20

ACCESS*

Patients seen in 24 months	Total	Change since previous quarter
Quarter ending December 2017	2,751	
Quarter ending March 2018	2,797	→
Quarter ending June 2018	2,842	→
Quarter ending September 2018	2,846	→
Quarter ending December 2018	2,851	→
Variance since December 2017	3.6%	↑



ACTIVITY



Month	Adjusted Scheduled Activity (UDA)	
	2018	2019
April	631	407
May	1,318	1,094
June	1,801	1,658
July	1,801	2,288
August	2,967	3,231
September	3,609	3,710
October	4,078	4,158
November	4,888	4,890
December	5,498	5,401
January	6,074	
February	7,154	
March	7,830	
April	7,998	
May	8,011	
June	8,013	

QUALITY

	Quantity	Base Number	Contract	AT	Region	England
% of FP17s for the same patient ID Re-attending within 3 months - Children	158	2,243	7.0%	10.2%	11.8%	11.8%
% of FP17s for the same patient ID Re-attending within 3 months - Adults	130	746	17.4%	15.4%	16.7%	15.6%
% of FP17s for the same patient ID Re-attending between 3 & 9 months - Children	1,393	2,243	62.1%	49.0%	48.6%	58.8%
% of FP17s for the same patient ID Re-attending between 3 & 9 months - Adults	339	746	45.4%	38.7%	39.1%	51.0%
% of FP17s for Band 1 Urgent Courses	232	2,916	8.0%	10.2%	10.6%	9.0%
% of FP17s Relating to Free Repair or Replacements	0	2,916	0.0%	0.6%	0.5%	0.8%
% of FP17s Relating to Continuations	2	2,916	0.1%	0.9%	0.7%	0.9%
% of Patients satisfied with the dentistry they have received	1	1	N/A	91.8%	90.2%	93.2%
% of Patients satisfied with the time they had to wait for an appointment	1	1	N/A	87.2%	85.0%	88.3%

* This is based on patients treated on this contract for their most recent course of treatment. Figures in italics indicate the base number of FP17s or Patient Questionnaire responses are less than 100. N/A is shown where the base number of responses is less than 10 during the period. % is calculated as Quantity/Base number*100

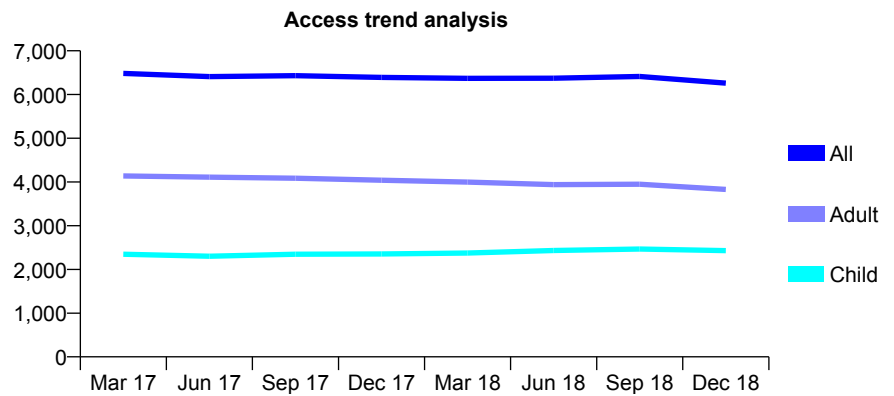
Q63 - Vital Signs At a Glance Contract Report for 179027/0001 - December 2018

Name or company name	Simply Bright
Contract type name	GDS Contract
Purpose of contract	General
Contract start date	17/05/2010
Contract end date	

18/19 Contracted general activity (UDA)	19,000
Carry forward general activity (UDA)	0
18/19 Contracted orthodontic activity (UOA)	0
Carry forward orthodontic activity (UOA)	0
Baseline contract value	£477,779.42

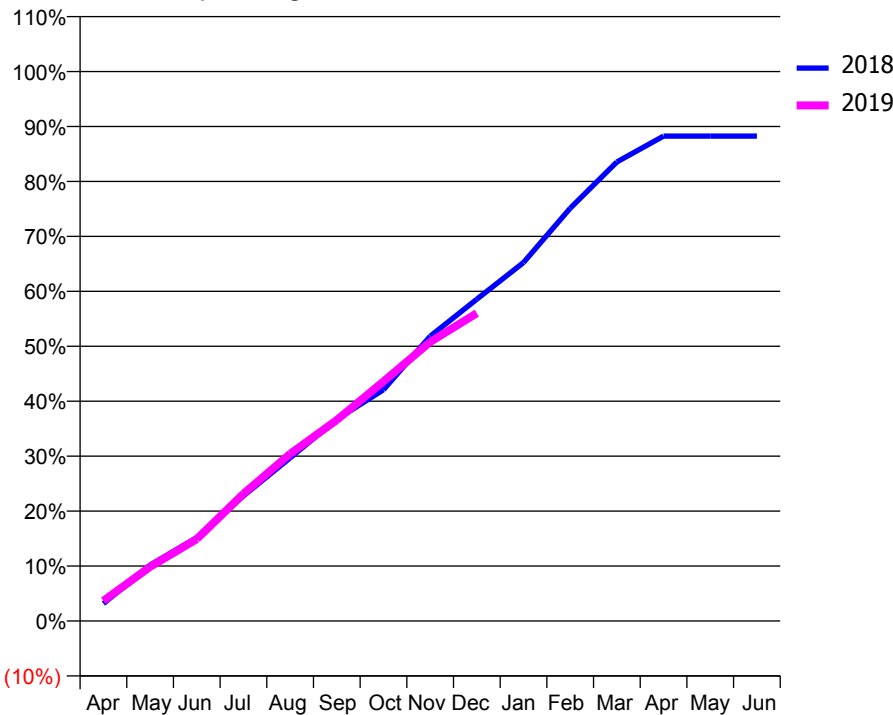
ACCESS*

Patients seen in 24 months	Total	Change since previous quarter
Quarter ending December 2017	6,392	
Quarter ending March 2018	6,370	→
Quarter ending June 2018	6,372	→
Quarter ending September 2018	6,413	→
Quarter ending December 2018	6,259	↓
Variance since December 2017	(2.1%)	↓



ACTIVITY

Cumulative percentage of contracted UDA delivered 2018 & 2019



Month	Adjusted Scheduled Activity (UDA)	
	2018	2019
April	540	697
May	1,730	1,876
June	2,580	2,834
July	3,870	4,403
August	5,048	5,780
September	6,238	6,952
October	7,156	8,284
November	8,810	9,649
December	9,955	10,644
January	11,091	
February	12,770	
March	14,200	
April	15,001	
May	15,002	
June	15,002	

QUALITY

	Quantity	Base Number	Contract	AT	Region	England
% of FP17s for the same patient ID Re-attending within 3 months - Children	204	2,321	8.8%	10.2%	11.8%	11.8%
% of FP17s for the same patient ID Re-attending within 3 months - Adults	442	3,039	14.5%	15.4%	16.7%	15.6%
% of FP17s for the same patient ID Re-attending between 3 & 9 months - Children	1,165	2,321	50.2%	49.0%	48.6%	58.8%
% of FP17s for the same patient ID Re-attending between 3 & 9 months - Adults	1,215	3,039	40.0%	38.7%	39.1%	51.0%
% of FP17s for Band 1 Urgent Courses	452	5,095	8.9%	10.2%	10.6%	9.0%
% of FP17s Relating to Free Repair or Replacements	17	5,095	0.3%	0.6%	0.5%	0.8%
% of FP17s Relating to Continuations	14	5,095	0.3%	0.9%	0.7%	0.9%
% of Patients satisfied with the dentistry they have received	0	1	N/A	91.8%	90.2%	93.2%
% of Patients satisfied with the time they had to wait for an appointment	1	1	N/A	87.2%	85.0%	88.3%

* This is based on patients treated on this contract for their most recent course of treatment. Figures in italics indicate the base number of FP17s or Patient Questionnaire responses are less than 100. N/A is shown where the base number of responses is less than 10 during the period. % is calculated as Quantity/Base number*100

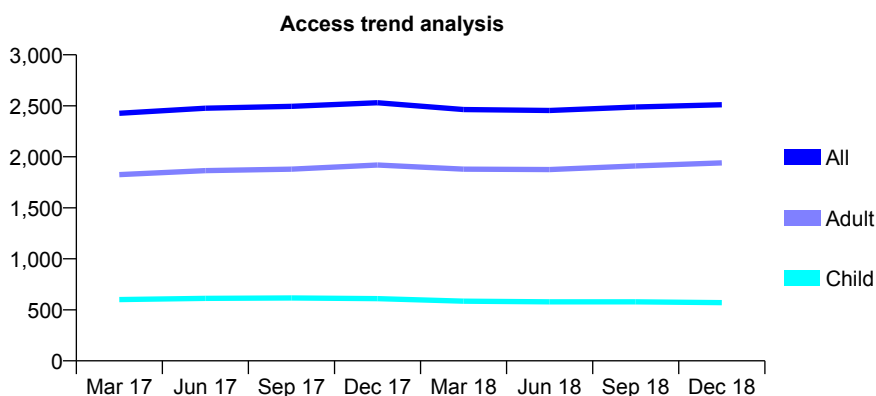
Q63 - Vital Signs At a Glance Contract Report for 179434/0008 - December 2018

Name or company name	S Cowley, R Ingham and J Angelo
Contract type name	GDS Contract
Purpose of contract	General
Contract start date	01/04/2015
Contract end date	

18/19 Contracted general activity (UDA)	12,947
Carry forward general activity (UDA)	0
18/19 Contracted orthodontic activity (UOA)	0
Carry forward orthodontic activity (UOA)	0
Baseline contract value	£394,823.85

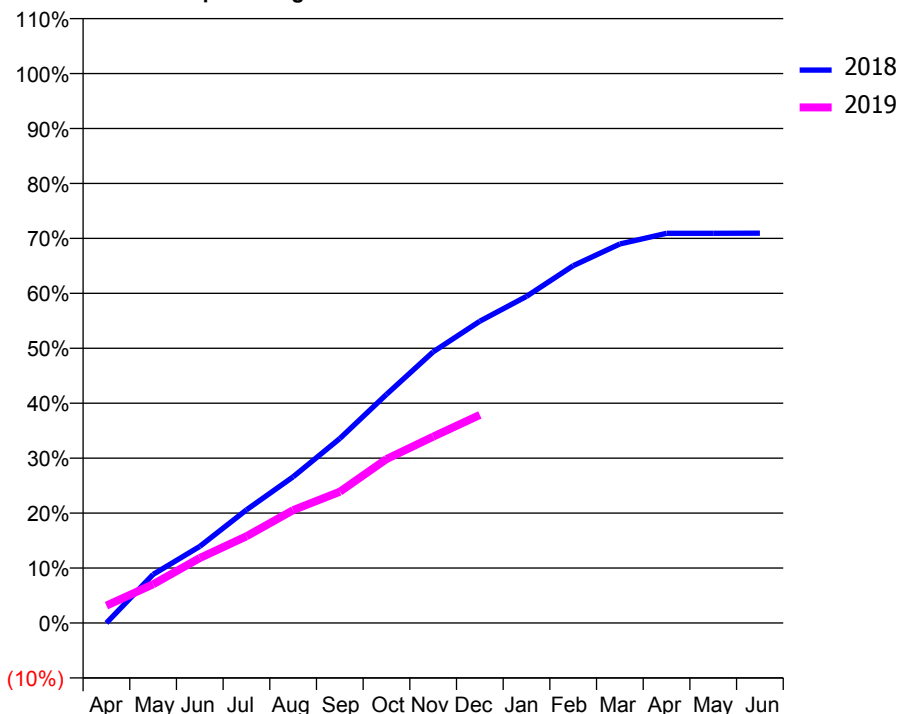
ACCESS*

Patients seen in 24 months	Total	Change since previous quarter
Quarter ending December 2017	2,530	
Quarter ending March 2018	2,464	↓
Quarter ending June 2018	2,454	→
Quarter ending September 2018	2,488	→
Quarter ending December 2018	2,511	→
Variance since December 2017	(0.8%)	→



ACTIVITY

Cumulative percentage of contracted UDA delivered 2018 & 2019



Month	Adjusted Scheduled Activity (UDA)	
	2018	2019
April	0	411
May	1,144	914
June	1,805	1,533
July	2,665	2,044
August	3,445	2,661
September	4,348	3,094
October	5,388	3,863
November	6,388	4,390
December	7,110	4,902
January	7,695	
February	8,419	
March	8,932	
April	9,181	
May	9,181	
June	9,185	

QUALITY

	Quantity	Base Number	Contract	AT	Region	England
% of FP17s for the same patient ID Re-attending within 3 months - Children	43	524	8.2%	10.2%	11.8%	11.8%
% of FP17s for the same patient ID Re-attending within 3 months - Adults	289	1,682	17.2%	15.4%	16.7%	15.6%
% of FP17s for the same patient ID Re-attending between 3 & 9 months - Children	263	524	50.2%	49.0%	48.6%	58.8%
% of FP17s for the same patient ID Re-attending between 3 & 9 months - Adults	609	1,682	36.2%	38.7%	39.1%	51.0%
% of FP17s for Band 1 Urgent Courses	214	2,103	10.2%	10.2%	10.6%	9.0%
% of FP17s Relating to Free Repair or Replacements	5	2,103	0.2%	0.6%	0.5%	0.8%
% of FP17s Relating to Continuations	63	2,103	3.0%	0.9%	0.7%	0.9%
% of Patients satisfied with the dentistry they have received	1	1	N/A	91.8%	90.2%	93.2%
% of Patients satisfied with the time they had to wait for an appointment	1	1	N/A	87.2%	85.0%	88.3%

* This is based on patients treated on this contract for their most recent course of treatment. Figures in italics indicate the base number of FP17s or Patient Questionnaire responses are less than 100. N/A is shown where the base number of responses is less than 10 during the period. % is calculated as Quantity/Base number*100

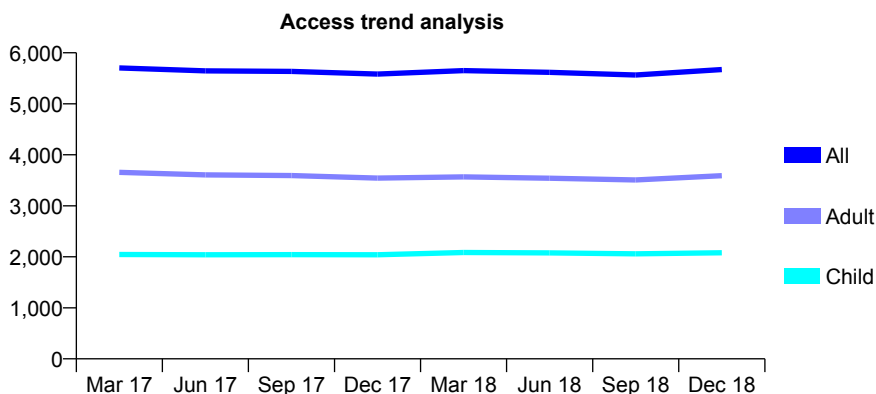
Q63 - Vital Signs At a Glance Contract Report for 179469/0002 - December 2018

Name or company name	Whitton Corner Dental Practice
Contract type name	GDS Contract
Purpose of contract	General
Contract start date	01/04/2014
Contract end date	

18/19 Contracted general activity (UDA)	20,000
Carry forward general activity (UDA)	-5
18/19 Contracted orthodontic activity (UOA)	0
Carry forward orthodontic activity (UOA)	0
Baseline contract value	£539,953.38

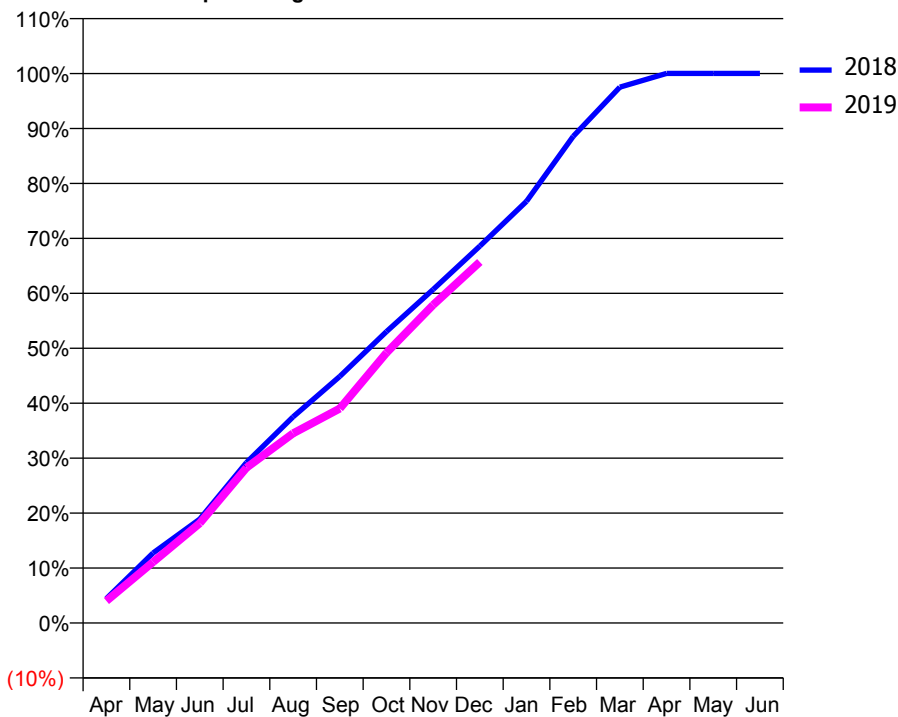
ACCESS*

Patients seen in 24 months	Total	Change since previous quarter
Quarter ending December 2017	5,584	
Quarter ending March 2018	5,652	→
Quarter ending June 2018	5,617	→
Quarter ending September 2018	5,566	→
Quarter ending December 2018	5,672	→
Variance since December 2017	1.6%	→



ACTIVITY

Cumulative percentage of contracted UDA delivered 2018 & 2019



Month	Adjusted Scheduled Activity (UDA)	
	2018	2019
April	890	801
May	2,550	2,218
June	3,783	3,634
July	5,839	5,654
August	7,507	6,902
September	8,978	7,807
October	10,606	9,835
November	12,143	11,580
December	13,719	13,142
January	15,350	
February	17,715	
March	19,502	
April	20,001	
May	20,004	
June	20,005	

QUALITY

	Quantity	Base Number	Contract	AT	Region	England
% of FP17s for the same patient ID Re-attending within 3 months - Children	213	2,426	8.8%	10.2%	11.8%	11.8%
% of FP17s for the same patient ID Re-attending within 3 months - Adults	573	3,498	16.4%	15.4%	16.7%	15.6%
% of FP17s for the same patient ID Re-attending between 3 & 9 months - Children	1,540	2,426	63.5%	49.0%	48.6%	58.8%
% of FP17s for the same patient ID Re-attending between 3 & 9 months - Adults	1,699	3,498	48.6%	38.7%	39.1%	51.0%
% of FP17s for Band 1 Urgent Courses	685	5,722	12.0%	10.2%	10.6%	9.0%
% of FP17s Relating to Free Repair or Replacements	87	5,722	1.5%	0.6%	0.5%	0.8%
% of FP17s Relating to Continuations	12	5,722	0.2%	0.9%	0.7%	0.9%
% of Patients satisfied with the dentistry they have received	1	1	N/A	91.8%	90.2%	93.2%
% of Patients satisfied with the time they had to wait for an appointment	1	1	N/A	87.2%	85.0%	88.3%

* This is based on patients treated on this contract for their most recent course of treatment. Figures in italics indicate the base number of FP17s or Patient Questionnaire responses are less than 100. N/A is shown where the base number of responses is less than 10 during the period. % is calculated as Quantity/Base number*100

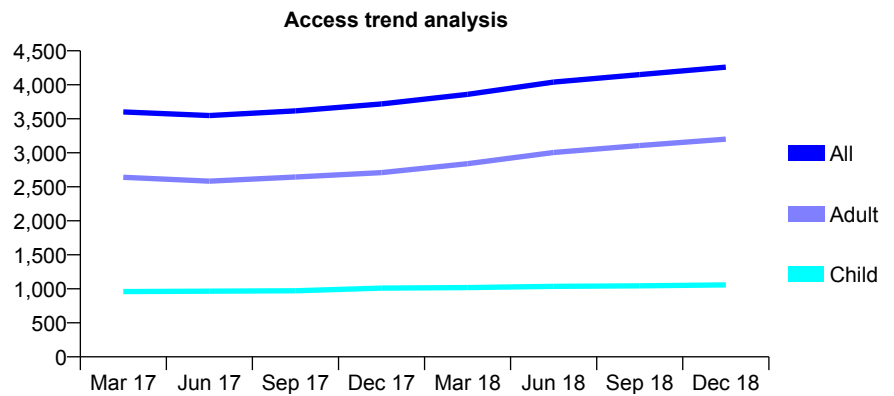
Q63 - Vital Signs At a Glance Contract Report for 181765/0001 - December 2018

Name or company name	Green Lane Dental Care Limited
Contract type name	GDS Contract
Purpose of contract	General
Contract start date	10/12/2010
Contract end date	

18/19 Contracted general activity (UDA)	17,064
Carry forward general activity (UDA)	0
18/19 Contracted orthodontic activity (UOA)	0
Carry forward orthodontic activity (UOA)	0
Baseline contract value	£530,269.29

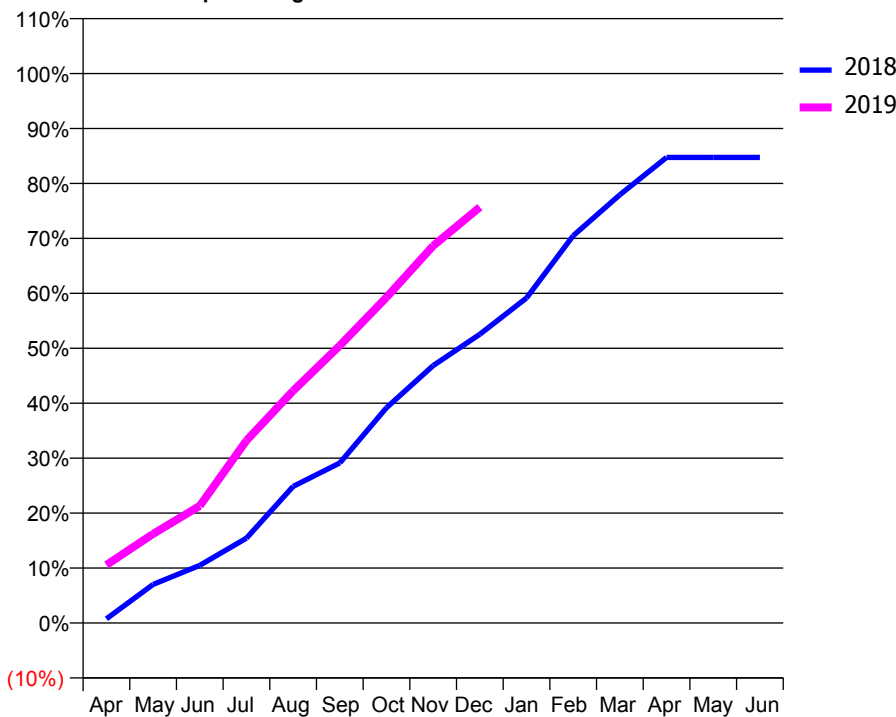
ACCESS*

Patients seen in 24 months	Total	Change since previous quarter
Quarter ending December 2017	3,719	
Quarter ending March 2018	3,859	↑
Quarter ending June 2018	4,041	↑
Quarter ending September 2018	4,150	↑
Quarter ending December 2018	4,259	↑
Variance since December 2017	14.5%	↑



ACTIVITY

Cumulative percentage of contracted UDA delivered 2018 & 2019



Month	Adjusted Scheduled Activity (UDA)	
	2018	2019
April	130	1,803
May	1,197	2,767
June	1,790	3,637
July	2,635	5,667
August	4,243	7,212
September	4,971	8,615
October	6,685	10,115
November	7,994	11,714
December	8,966	12,912
January	10,093	
February	12,029	
March	13,298	
April	14,459	
May	14,459	
June	14,459	

QUALITY

	Quantity	Base Number	Contract	AT	Region	England
% of FP17s for the same patient ID Re-attending within 3 months - Children	101	940	10.7%	10.2%	11.8%	11.8%
% of FP17s for the same patient ID Re-attending within 3 months - Adults	385	2,527	15.2%	15.4%	16.7%	15.6%
% of FP17s for the same patient ID Re-attending between 3 & 9 months - Children	370	940	39.4%	49.0%	48.6%	58.8%
% of FP17s for the same patient ID Re-attending between 3 & 9 months - Adults	698	2,527	27.6%	38.7%	39.1%	51.0%
% of FP17s for Band 1 Urgent Courses	424	3,169	13.4%	10.2%	10.6%	9.0%
% of FP17s Relating to Free Repair or Replacements	8	3,169	0.3%	0.6%	0.5%	0.8%
% of FP17s Relating to Continuations	16	3,169	0.5%	0.9%	0.7%	0.9%
% of Patients satisfied with the dentistry they have received	2	2	N/A	91.8%	90.2%	93.2%
% of Patients satisfied with the time they had to wait for an appointment	1	2	N/A	87.2%	85.0%	88.3%

* This is based on patients treated on this contract for their most recent course of treatment. Figures in italics indicate the base number of FP17s or Patient Questionnaire responses are less than 100. N/A is shown where the base number of responses is less than 10 during the period. % is calculated as Quantity/Base number*100

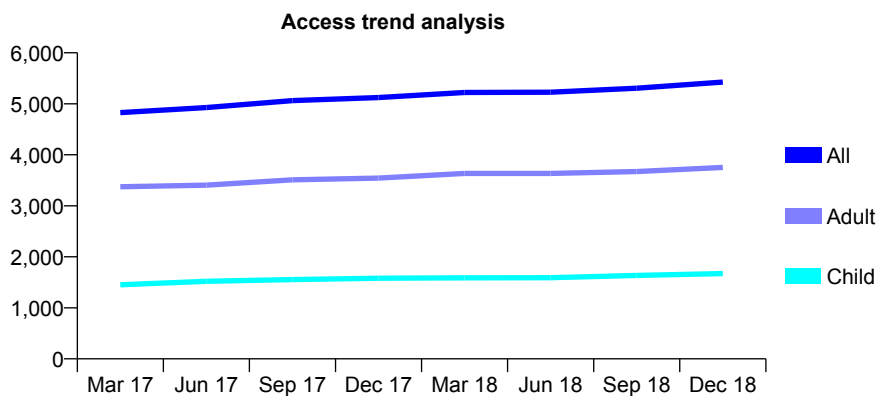
Q63 - Vital Signs At a Glance Contract Report for 181765/0002 - December 2018

Name or company name	Gabokun Dental Care Ltd
Contract type name	GDS Contract
Purpose of contract	General
Contract start date	01/02/2011
Contract end date	

18/19 Contracted general activity (UDA)	16,000
Carry forward general activity (UDA)	0
18/19 Contracted orthodontic activity (UOA)	0
Carry forward orthodontic activity (UOA)	0
Baseline contract value	£630,055.25

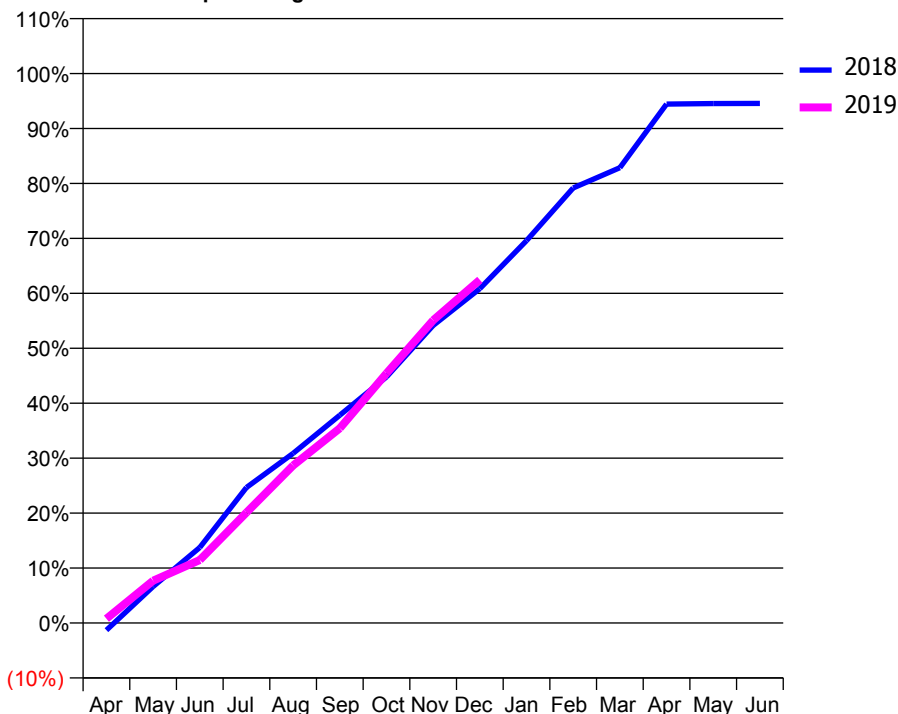
ACCESS*

Patients seen in 24 months	Total	Change since previous quarter
Quarter ending December 2017	5,124	
Quarter ending March 2018	5,223	→
Quarter ending June 2018	5,227	→
Quarter ending September 2018	5,306	→
Quarter ending December 2018	5,426	↑
Variance since December 2017	5.9%	↑



ACTIVITY

Cumulative percentage of contracted UDA delivered 2018 & 2019



Month	Adjusted Scheduled Activity (UDA)	
	2018	2019
April	-210	127
May	1,060	1,233
June	2,199	1,833
July	3,947	3,216
August	4,940	4,586
September	6,052	5,670
October	7,167	7,271
November	8,665	8,815
December	9,738	9,992
January	11,133	
February	12,667	
March	13,256	
April	15,109	
May	15,125	
June	15,128	

QUALITY

	Quantity	Base Number	Contract	AT	Region	England
% of FP17s for the same patient ID Re-attending within 3 months - Children	118	1,567	7.5%	10.2%	11.8%	11.8%
% of FP17s for the same patient ID Re-attending within 3 months - Adults	506	3,068	16.5%	15.4%	16.7%	15.6%
% of FP17s for the same patient ID Re-attending between 3 & 9 months - Children	604	1,567	38.5%	49.0%	48.6%	58.8%
% of FP17s for the same patient ID Re-attending between 3 & 9 months - Adults	811	3,068	26.4%	38.7%	39.1%	51.0%
% of FP17s for Band 1 Urgent Courses	325	3,567	9.1%	10.2%	10.6%	9.0%
% of FP17s Relating to Free Repair or Replacements	16	3,567	0.4%	0.6%	0.5%	0.8%
% of FP17s Relating to Continuations	58	3,567	1.6%	0.9%	0.7%	0.9%
% of Patients satisfied with the dentistry they have received	1	1	N/A	91.8%	90.2%	93.2%
% of Patients satisfied with the time they had to wait for an appointment	1	1	N/A	87.2%	85.0%	88.3%

* This is based on patients treated on this contract for their most recent course of treatment. Figures in italics indicate the base number of FP17s or Patient Questionnaire responses are less than 100. N/A is shown where the base number of responses is less than 10 during the period. % is calculated as Quantity/Base number*100

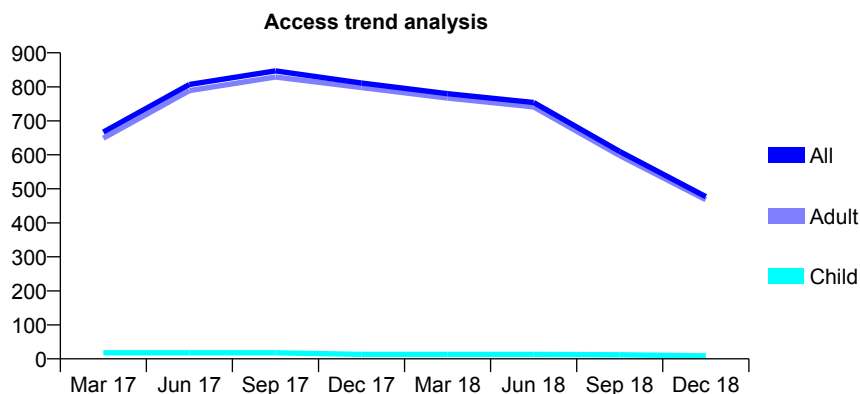
Q63 - Vital Signs At a Glance Contract Report for 181765/0003 - December 2018

Name or company name	Gabokun Dental Care Ltd
Contract type name	PDS Contract
Purpose of contract	General
Contract start date	01/04/2011
Contract end date	30/06/2018

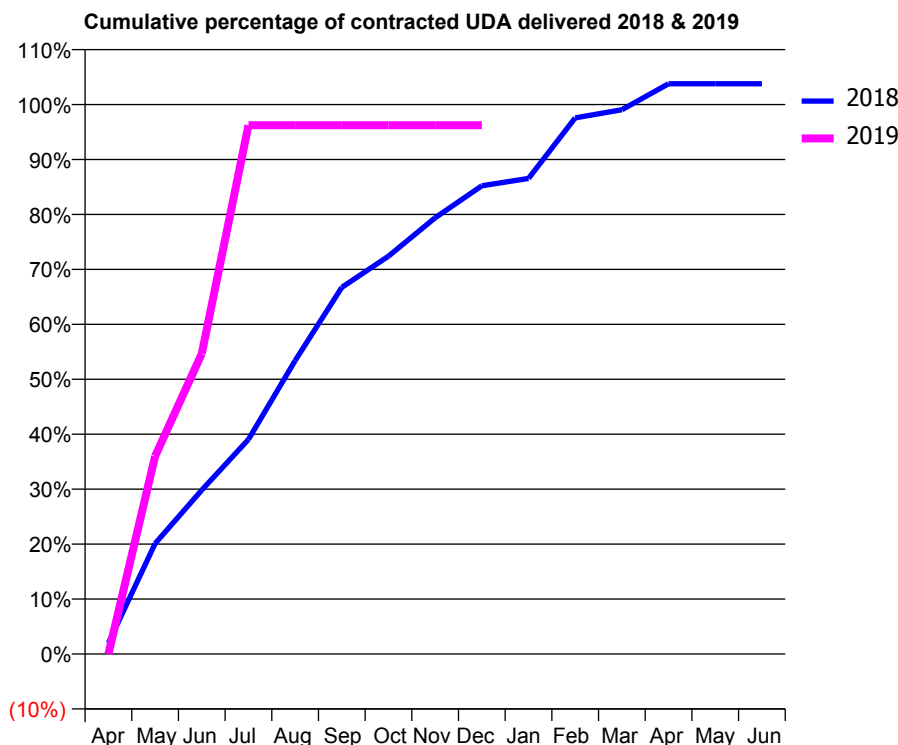
18/19 Contracted general activity (UDA)	450
Carry forward general activity (UDA)	0
18/19 Contracted orthodontic activity (UOA)	0
Carry forward orthodontic activity (UOA)	0
Baseline contract value	£22,955.15

ACCESS*

Patients seen in 24 months	Total	Change since previous quarter
Quarter ending December 2017	811	
Quarter ending March 2018	780	↓
Quarter ending June 2018	754	↓
Quarter ending September 2018	610	↓
Quarter ending December 2018	477	↓
Variance since December 2017	(41.2%)	↓



ACTIVITY



Month	Adjusted Scheduled Activity (UDA)	
	2018	2019
April	36	0
May	362	162
June	537	246
July	703	433
August	961	433
September	1,201	433
October	1,303	433
November	1,429	433
December	1,534	433
January	1,558	
February	1,756	
March	1,783	
April	1,868	
May	1,868	
June	1,868	

QUALITY

	Quantity	Base Number	Contract	AT	Region	England
% of FP17s for the same patient ID Re-attending within 3 months - Children	0	6	0.0%	10.2%	11.8%	11.8%
% of FP17s for the same patient ID Re-attending within 3 months - Adults	1	168	0.6%	15.4%	16.7%	15.6%
% of FP17s for the same patient ID Re-attending between 3 & 9 months - Children	0	6	0.0%	49.0%	48.6%	58.8%
% of FP17s for the same patient ID Re-attending between 3 & 9 months - Adults	0	168	0.0%	38.7%	39.1%	51.0%
% of FP17s for Band 1 Urgent Courses	0	145	0.0%	10.2%	10.6%	9.0%
% of FP17s Relating to Free Repair or Replacements	0	145	0.0%	0.6%	0.5%	0.8%
% of FP17s Relating to Continuations	0	145	0.0%	0.9%	0.7%	0.9%
% of Patients satisfied with the dentistry they have received	0	0	N/A	91.8%	90.2%	93.2%
% of Patients satisfied with the time they had to wait for an appointment	0	0	N/A	87.2%	85.0%	88.3%

* This is based on patients treated on this contract for their most recent course of treatment. Figures in italics indicate the base number of FP17s or Patient Questionnaire responses are less than 100. N/A is shown where the base number of responses is less than 10 during the period. % is calculated as Quantity/Base number*100

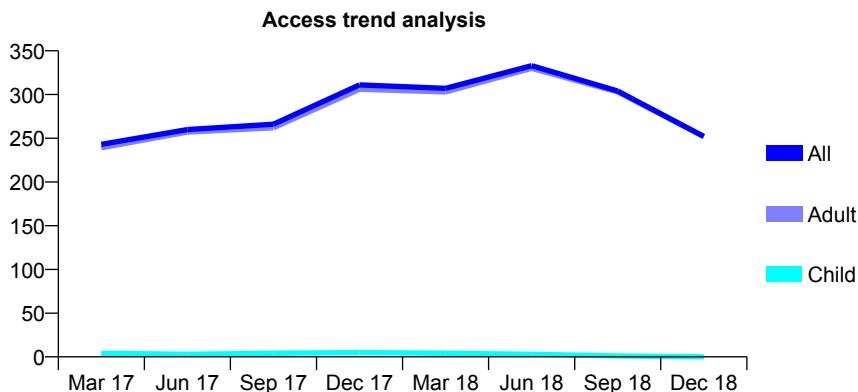
Q63 - Vital Signs At a Glance Contract Report for 181765/0004 - December 2018

Name or company name	Gabokun Dental Care Ltd
Contract type name	PDS Contract
Purpose of contract	General
Contract start date	01/04/2012
Contract end date	30/06/2018

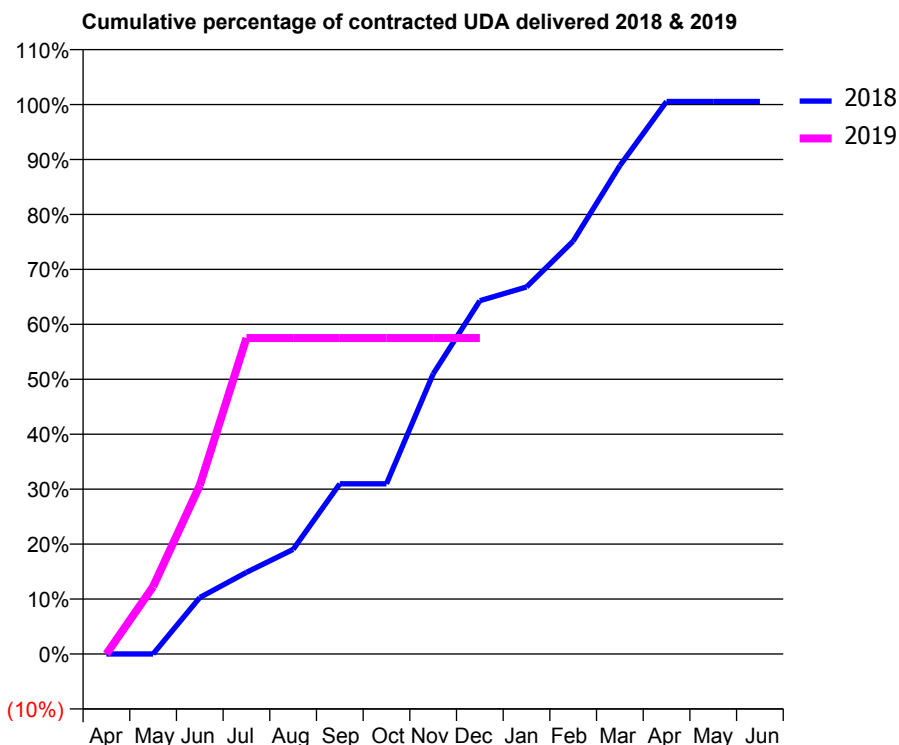
18/19 Contracted general activity (UDA)	440
Carry forward general activity (UDA)	0
18/19 Contracted orthodontic activity (UOA)	0
Carry forward orthodontic activity (UOA)	0
Baseline contract value	£23,729.65

ACCESS*

Patients seen in 24 months	Total	Change since previous quarter
Quarter ending December 2017	311	
Quarter ending March 2018	307	↓
Quarter ending June 2018	333	↑
Quarter ending September 2018	304	↓
Quarter ending December 2018	252	↓
Variance since December 2017	(19.0%)	↓



ACTIVITY



Month	Adjusted Scheduled Activity (UDA)	
	2018	2019
April	0	0
May	0	54
June	74	135
July	107	253
August	137	253
September	223	253
October	223	253
November	367	253
December	463	253
January	481	
February	541	
March	640	
April	724	
May	724	
June	724	

QUALITY

	Quantity	Base Number	Contract	AT	Region	England
% of FP17s for the same patient ID Re-attending within 3 months - Children	0	1	0.0%	10.2%	11.8%	11.8%
% of FP17s for the same patient ID Re-attending within 3 months - Adults	0	112	0.0%	15.4%	16.7%	15.6%
% of FP17s for the same patient ID Re-attending between 3 & 9 months - Children	0	1	0.0%	49.0%	48.6%	58.8%
% of FP17s for the same patient ID Re-attending between 3 & 9 months - Adults	0	112	0.0%	38.7%	39.1%	51.0%
% of FP17s for Band 1 Urgent Courses	0	85	0.0%	10.2%	10.6%	9.0%
% of FP17s Relating to Free Repair or Replacements	0	85	0.0%	0.6%	0.5%	0.8%
% of FP17s Relating to Continuations	0	85	0.0%	0.9%	0.7%	0.9%
% of Patients satisfied with the dentistry they have received	0	0	N/A	91.8%	90.2%	93.2%
% of Patients satisfied with the time they had to wait for an appointment	0	0	N/A	87.2%	85.0%	88.3%

* This is based on patients treated on this contract for their most recent course of treatment. Figures in italics indicate the base number of FP17s or Patient Questionnaire responses are less than 100. N/A is shown where the base number of responses is less than 10 during the period. % is calculated as Quantity/Base number*100

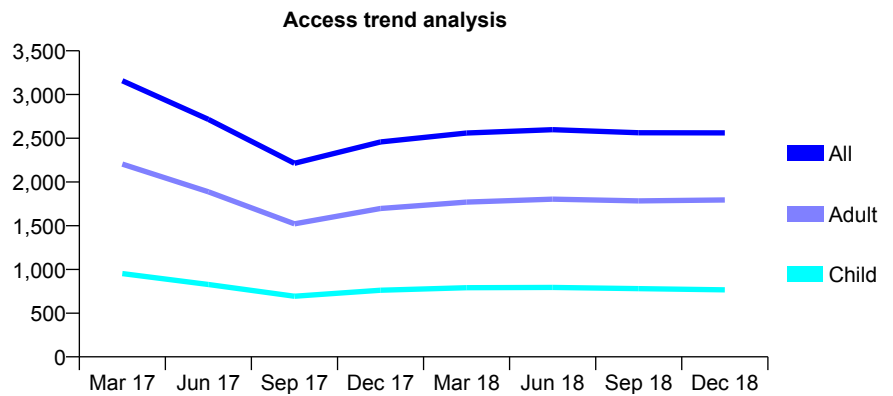
Q63 - Vital Signs At a Glance Contract Report for 181935/0001 - December 2018

Name or company name	Balham Dental Care Ltd
Contract type name	GDS Contract
Purpose of contract	General
Contract start date	16/01/2013
Contract end date	

18/19 Contracted general activity (UDA)	11,167
Carry forward general activity (UDA)	0
18/19 Contracted orthodontic activity (UOA)	0
Carry forward orthodontic activity (UOA)	0
Baseline contract value	£273,133.59

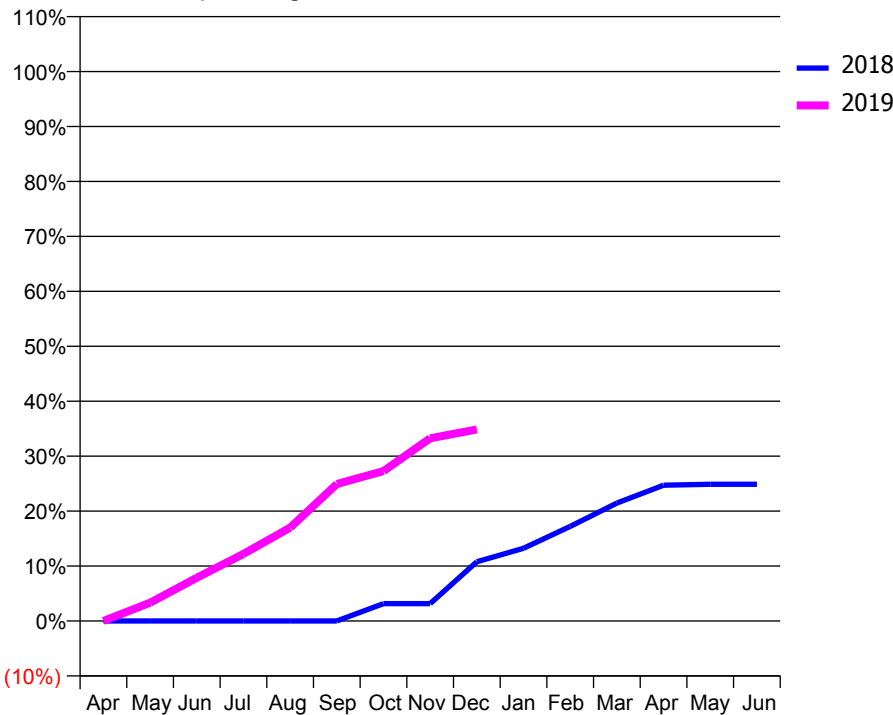
ACCESS*

Patients seen in 24 months	Total	Change since previous quarter
Quarter ending December 2017	2,458	
Quarter ending March 2018	2,560	↑
Quarter ending June 2018	2,598	→
Quarter ending September 2018	2,563	↓
Quarter ending December 2018	2,561	→
Variance since December 2017	4.2%	↑



ACTIVITY

Cumulative percentage of contracted UDA delivered 2018 & 2019



Month	Adjusted Scheduled Activity (UDA)	
	2018	2019
April	0	0
May	0	372
June	0	880
July	0	1,365
August	0	1,899
September	0	2,785
October	353	3,047
November	353	3,715
December	1,205	3,894
January	1,478	
February	1,924	
March	2,397	
April	2,759	
May	2,779	
June	2,778	

QUALITY

	Quantity	Base Number	Contract	AT	Region	England
% of FP17s for the same patient ID Re-attending within 3 months - Children	31	610	5.1%	10.2%	11.8%	11.8%
% of FP17s for the same patient ID Re-attending within 3 months - Adults	143	1,309	10.9%	15.4%	16.7%	15.6%
% of FP17s for the same patient ID Re-attending between 3 & 9 months - Children	195	610	32.0%	49.0%	48.6%	58.8%
% of FP17s for the same patient ID Re-attending between 3 & 9 months - Adults	365	1,309	27.9%	38.7%	39.1%	51.0%
% of FP17s for Band 1 Urgent Courses	193	1,767	10.9%	10.2%	10.6%	9.0%
% of FP17s Relating to Free Repair or Replacements	1	1,767	0.1%	0.6%	0.5%	0.8%
% of FP17s Relating to Continuations	4	1,767	0.2%	0.9%	0.7%	0.9%
% of Patients satisfied with the dentistry they have received	2	2	N/A	91.8%	90.2%	93.2%
% of Patients satisfied with the time they had to wait for an appointment	1	2	N/A	87.2%	85.0%	88.3%

* This is based on patients treated on this contract for their most recent course of treatment. Figures in italics indicate the base number of FP17s or Patient Questionnaire responses are less than 100. N/A is shown where the base number of responses is less than 10 during the period. % is calculated as Quantity/Base number*100

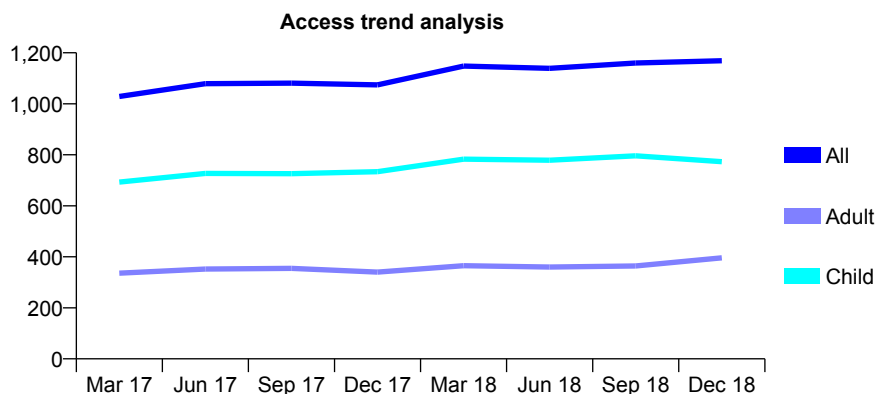
Q63 - Vital Signs At a Glance Contract Report for 183385/0001 - December 2018

Name or company name	Confident Dental Practice
Contract type name	GDS Contract
Purpose of contract	General
Contract start date	02/05/2008
Contract end date	

18/19 Contracted general activity (UDA)	2,966
Carry forward general activity (UDA)	37
18/19 Contracted orthodontic activity (UOA)	0
Carry forward orthodontic activity (UOA)	0
Baseline contract value	£75,444.78

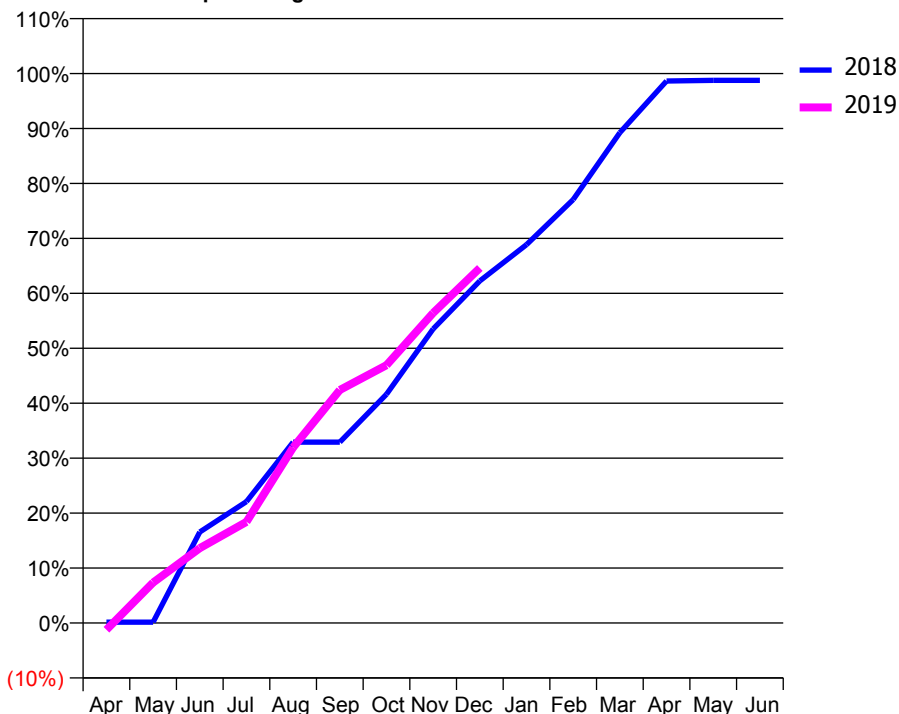
ACCESS*

Patients seen in 24 months	Total	Change since previous quarter
Quarter ending December 2017	1,074	
Quarter ending March 2018	1,148	↑
Quarter ending June 2018	1,139	→
Quarter ending September 2018	1,160	→
Quarter ending December 2018	1,169	→
Variance since December 2017	8.8%	↑



ACTIVITY

Cumulative percentage of contracted UDA delivered 2018 & 2019



Month	Adjusted Scheduled Activity (UDA)	
	2018	2019
April	5	-37
May	5	218
June	491	404
July	655	546
August	976	948
September	976	1,258
October	1,235	1,392
November	1,587	1,674
December	1,847	1,916
January	2,042	
February	2,286	
March	2,647	
April	2,925	
May	2,929	
June	2,929	

QUALITY

	Quantity	Base Number	Contract	AT	Region	England
% of FP17s for the same patient ID Re-attending within 3 months - Children	77	886	8.7%	10.2%	11.8%	11.8%
% of FP17s for the same patient ID Re-attending within 3 months - Adults	20	286	7.0%	15.4%	16.7%	15.6%
% of FP17s for the same patient ID Re-attending between 3 & 9 months - Children	537	886	60.6%	49.0%	48.6%	58.8%
% of FP17s for the same patient ID Re-attending between 3 & 9 months - Adults	117	286	40.9%	38.7%	39.1%	51.0%
% of FP17s for Band 1 Urgent Courses	25	1,033	2.4%	10.2%	10.6%	9.0%
% of FP17s Relating to Free Repair or Replacements	2	1,033	0.2%	0.6%	0.5%	0.8%
% of FP17s Relating to Continuations	1	1,033	0.1%	0.9%	0.7%	0.9%
% of Patients satisfied with the dentistry they have received	0	0	N/A	91.8%	90.2%	93.2%
% of Patients satisfied with the time they had to wait for an appointment	0	0	N/A	87.2%	85.0%	88.3%

* This is based on patients treated on this contract for their most recent course of treatment. Figures in italics indicate the base number of FP17s or Patient Questionnaire responses are less than 100. N/A is shown where the base number of responses is less than 10 during the period. % is calculated as Quantity/Base number*100

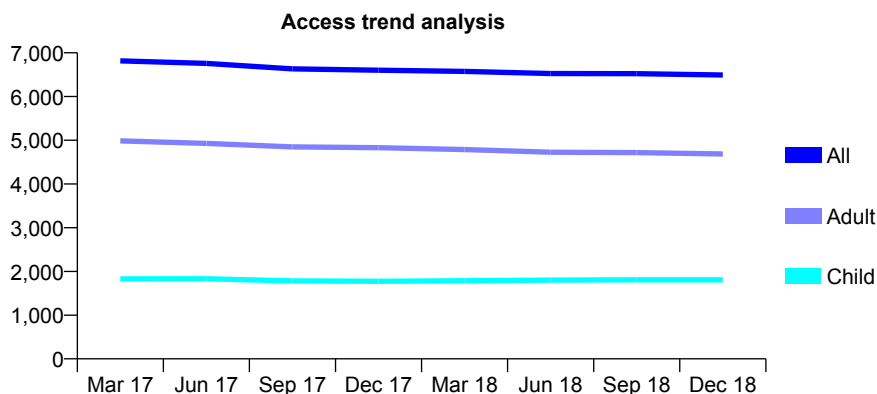
Q63 - Vital Signs At a Glance Contract Report for 183547/0001 - December 2018

Name or company name	Castlenau Dentists
Contract type name	GDS Contract
Purpose of contract	General
Contract start date	01/10/2013
Contract end date	

18/19 Contracted general activity (UDA)	15,300
Carry forward general activity (UDA)	0
18/19 Contracted orthodontic activity (UOA)	0
Carry forward orthodontic activity (UOA)	0
Baseline contract value	£444,949.81

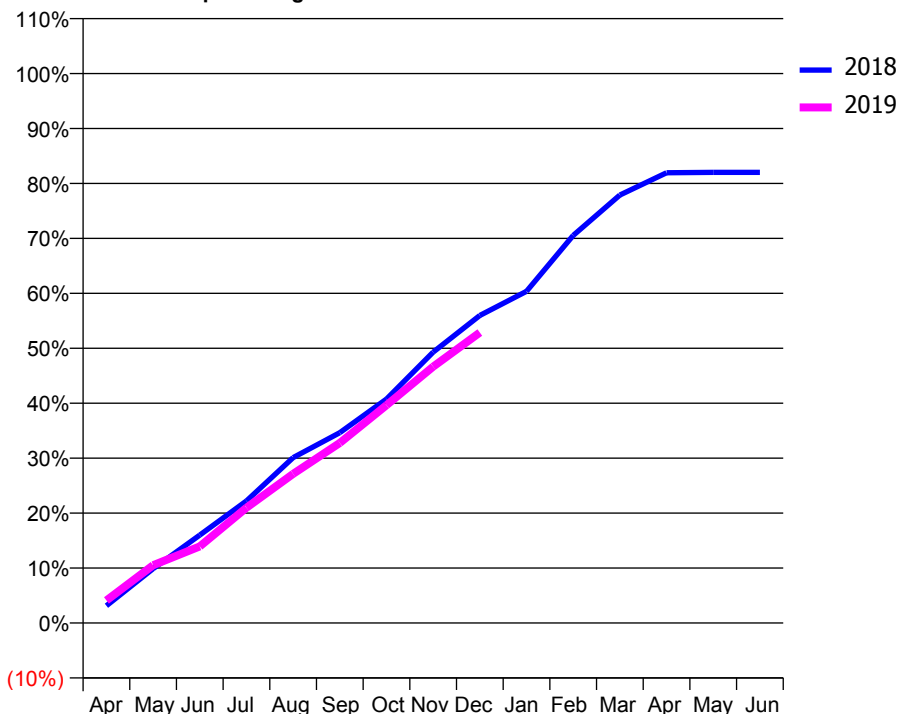
ACCESS*

Patients seen in 24 months	Total	Change since previous quarter
Quarter ending December 2017	6,603	
Quarter ending March 2018	6,574	→
Quarter ending June 2018	6,526	→
Quarter ending September 2018	6,524	→
Quarter ending December 2018	6,492	→
Variance since December 2017	(1.7%)	↓



ACTIVITY

Cumulative percentage of contracted UDA delivered 2018 & 2019



Adjusted Scheduled Activity (UDA)

Month	2018	2019
April	482	630
May	1,513	1,611
June	2,449	2,134
July	3,398	3,212
August	4,606	4,153
September	5,300	5,016
October	6,237	6,064
November	7,541	7,139
December	8,562	8,090
January	9,237	
February	10,792	
March	11,918	
April	12,537	
May	12,546	
June	12,546	

QUALITY

	Quantity	Base Number	Contract	AT	Region	England
% of FP17s for the same patient ID Re-attending within 3 months - Children	146	1,438	10.2%	10.2%	11.8%	11.8%
% of FP17s for the same patient ID Re-attending within 3 months - Adults	695	3,544	19.6%	15.4%	16.7%	15.6%
% of FP17s for the same patient ID Re-attending between 3 & 9 months - Children	469	1,438	32.6%	49.0%	48.6%	58.8%
% of FP17s for the same patient ID Re-attending between 3 & 9 months - Adults	944	3,544	26.6%	38.7%	39.1%	51.0%
% of FP17s for Band 1 Urgent Courses	794	4,204	18.9%	10.2%	10.6%	9.0%
% of FP17s Relating to Free Repair or Replacements	20	4,204	0.5%	0.6%	0.5%	0.8%
% of FP17s Relating to Continuations	73	4,204	1.7%	0.9%	0.7%	0.9%
% of Patients satisfied with the dentistry they have received	0	1	N/A	91.8%	90.2%	93.2%
% of Patients satisfied with the time they had to wait for an appointment	0	1	N/A	87.2%	85.0%	88.3%

* This is based on patients treated on this contract for their most recent course of treatment. Figures in italics indicate the base number of FP17s or Patient Questionnaire responses are less than 100. N/A is shown where the base number of responses is less than 10 during the period. % is calculated as Quantity/Base number*100

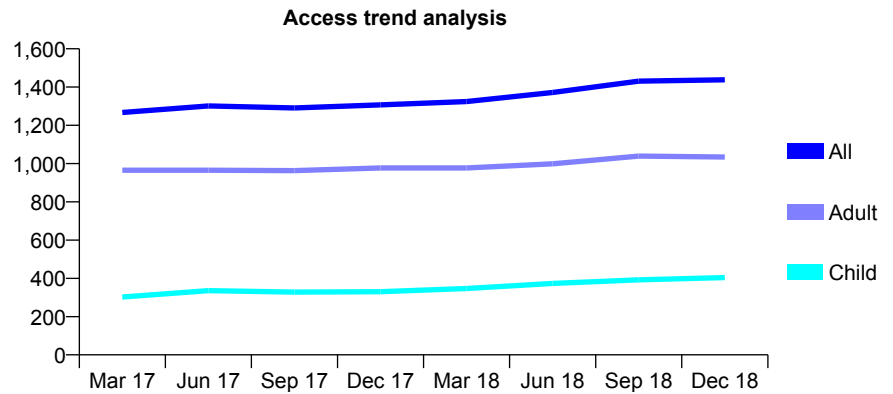
Q63 - Vital Signs At a Glance Contract Report for 183660/0001 - December 2018

Name or company name	PS Photay & Associates
Contract type name	GDS Contract
Purpose of contract	General
Contract start date	01/02/2014
Contract end date	

18/19 Contracted general activity (UDA)	2,778
Carry forward general activity (UDA)	-34
18/19 Contracted orthodontic activity (UOA)	0
Carry forward orthodontic activity (UOA)	0
Baseline contract value	£82,211.83

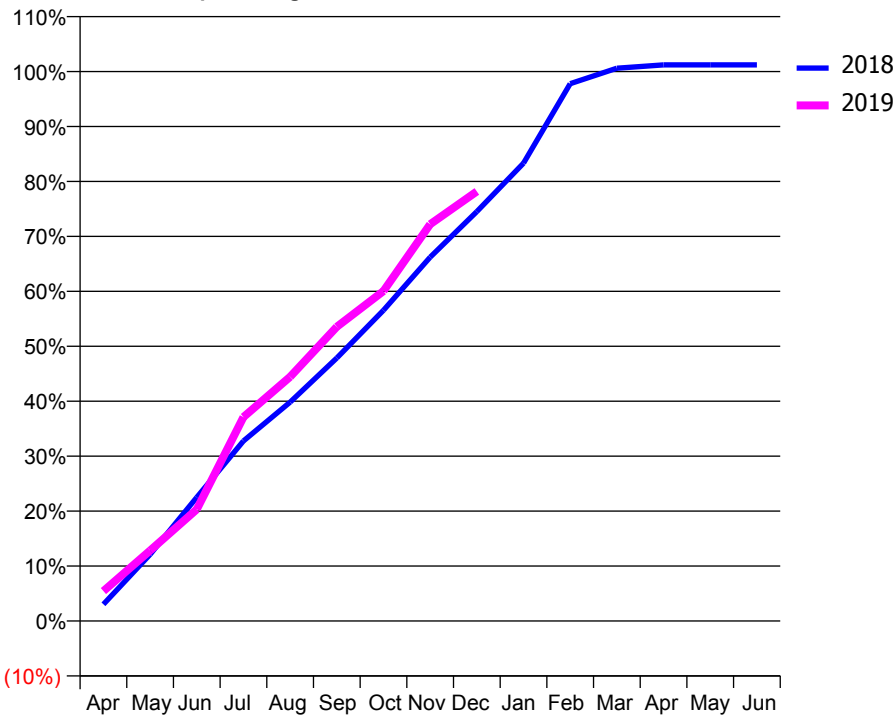
ACCESS*

Patients seen in 24 months	Total	Change since previous quarter
Quarter ending December 2017	1,307	
Quarter ending March 2018	1,324	→
Quarter ending June 2018	1,372	↑
Quarter ending September 2018	1,431	↑
Quarter ending December 2018	1,438	→
Variance since December 2017	10.0%	↑



ACTIVITY

Cumulative percentage of contracted UDA delivered 2018 & 2019



Month	Adjusted Scheduled Activity (UDA)	
	2018	2019
April	85	152
May	336	357
June	625	565
July	910	1,031
August	1,106	1,235
September	1,330	1,488
October	1,571	1,668
November	1,840	2,006
December	2,070	2,172
January	2,314	
February	2,716	
March	2,795	
April	2,812	
May	2,812	
June	2,812	

QUALITY

	Quantity	Base Number	Contract	AT	Region	England
% of FP17s for the same patient ID Re-attending within 3 months - Children	9	309	2.9%	10.2%	11.8%	11.8%
% of FP17s for the same patient ID Re-attending within 3 months - Adults	31	643	4.8%	15.4%	16.7%	15.6%
% of FP17s for the same patient ID Re-attending between 3 & 9 months - Children	75	309	24.3%	49.0%	48.6%	58.8%
% of FP17s for the same patient ID Re-attending between 3 & 9 months - Adults	147	643	22.9%	38.7%	39.1%	51.0%
% of FP17s for Band 1 Urgent Courses	59	948	6.2%	10.2%	10.6%	9.0%
% of FP17s Relating to Free Repair or Replacements	5	948	0.5%	0.6%	0.5%	0.8%
% of FP17s Relating to Continuations	5	948	0.5%	0.9%	0.7%	0.9%
% of Patients satisfied with the dentistry they have received	0	0	N/A	91.8%	90.2%	93.2%
% of Patients satisfied with the time they had to wait for an appointment	0	0	N/A	87.2%	85.0%	88.3%

* This is based on patients treated on this contract for their most recent course of treatment. Figures in italics indicate the base number of FP17s or Patient Questionnaire responses are less than 100. N/A is shown where the base number of responses is less than 10 during the period. % is calculated as Quantity/Base number*100

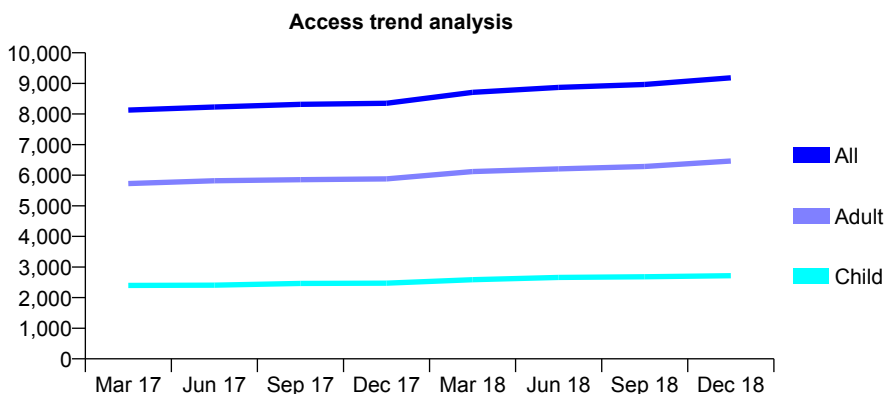
Q63 - Vital Signs At a Glance Contract Report for 185663/0001 - December 2018

Name or company name	Perry Vale Dental Limited
Contract type name	Pilot Contract
Purpose of contract	General
Contract start date	01/12/2008
Contract end date	

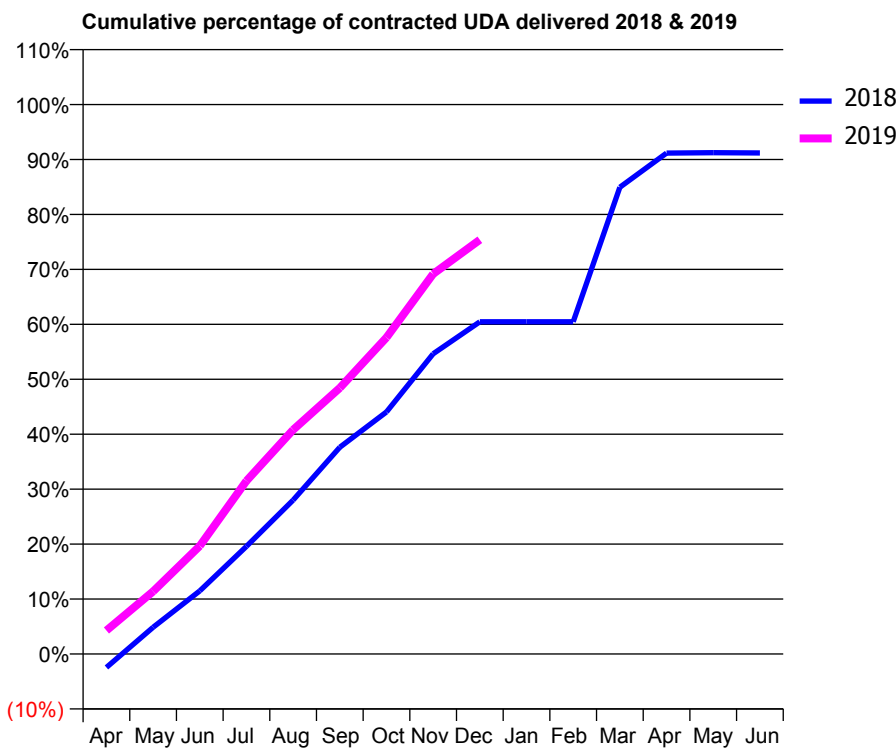
18/19 Contracted general activity (UDA)	17,740
Carry forward general activity (UDA)	0
18/19 Contracted orthodontic activity (UOA)	0
Carry forward orthodontic activity (UOA)	0
Baseline contract value	£605,855.37

ACCESS*

Patients seen in 24 months	Total	Change since previous quarter
Quarter ending December 2017	8,350	
Quarter ending March 2018	8,706	↑
Quarter ending June 2018	8,869	→
Quarter ending September 2018	8,965	→
Quarter ending December 2018	9,182	↑
Variance since December 2017	10.0%	↑



ACTIVITY



Month	Adjusted Scheduled Activity (UDA)	
	2018	2019
April	-435	760
May	864	2,023
June	2,039	3,490
July	3,478	5,588
August	4,970	7,237
September	6,674	8,588
October	7,817	10,216
November	9,692	12,270
December	10,724	13,373
January	10,724	
February	10,724	
March	15,068	
April	16,171	
May	16,182	
June	16,176	

QUALITY

	Quantity	Base Number	Contract	AT	Region	England
% of FP17s for the same patient ID Re-attending within 3 months - Children	152	2,524	6.0%	10.2%	11.8%	11.8%
% of FP17s for the same patient ID Re-attending within 3 months - Adults	778	5,348	14.5%	15.4%	16.7%	15.6%
% of FP17s for the same patient ID Re-attending between 3 & 9 months - Children	1,140	2,524	45.2%	49.0%	48.6%	58.8%
% of FP17s for the same patient ID Re-attending between 3 & 9 months - Adults	1,733	5,348	32.4%	38.7%	39.1%	51.0%
% of FP17s for Band 1 Urgent Courses	827	6,967	11.9%	10.2%	10.6%	9.0%
% of FP17s Relating to Free Repair or Replacements	58	6,967	0.8%	0.6%	0.5%	0.8%
% of FP17s Relating to Continuations	38	6,967	0.5%	0.9%	0.7%	0.9%
% of Patients satisfied with the dentistry they have received	5	5	N/A	91.8%	90.2%	93.2%
% of Patients satisfied with the time they had to wait for an appointment	5	5	N/A	87.2%	85.0%	88.3%

* This is based on patients treated on this contract for their most recent course of treatment. Figures in italics indicate the base number of FP17s or Patient Questionnaire responses are less than 100. N/A is shown where the base number of responses is less than 10 during the period. % is calculated as Quantity/Base number*100

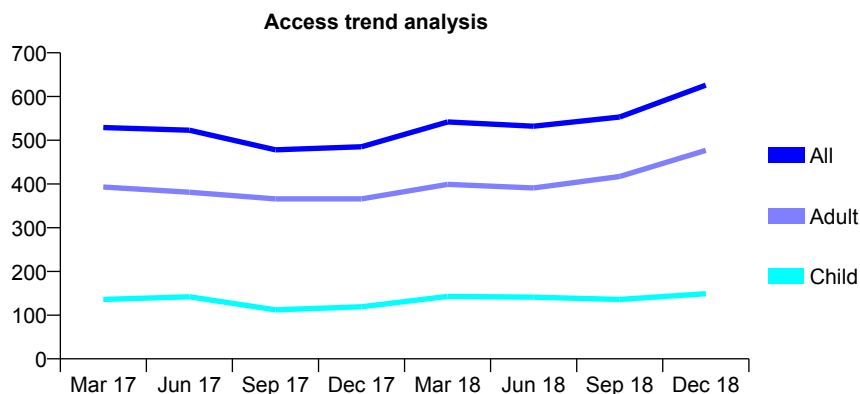
Q63 - Vital Signs At a Glance Contract Report for 185663/0002 - December 2018

Name or company name	Perry Vale Dental Limited
Contract type name	PDS Contract
Purpose of contract	General
Contract start date	01/04/2010
Contract end date	31/03/2019

18/19 Contracted general activity (UDA)	2,100
Carry forward general activity (UDA)	0
18/19 Contracted orthodontic activity (UOA)	0
Carry forward orthodontic activity (UOA)	0
Baseline contract value	£176,311.53

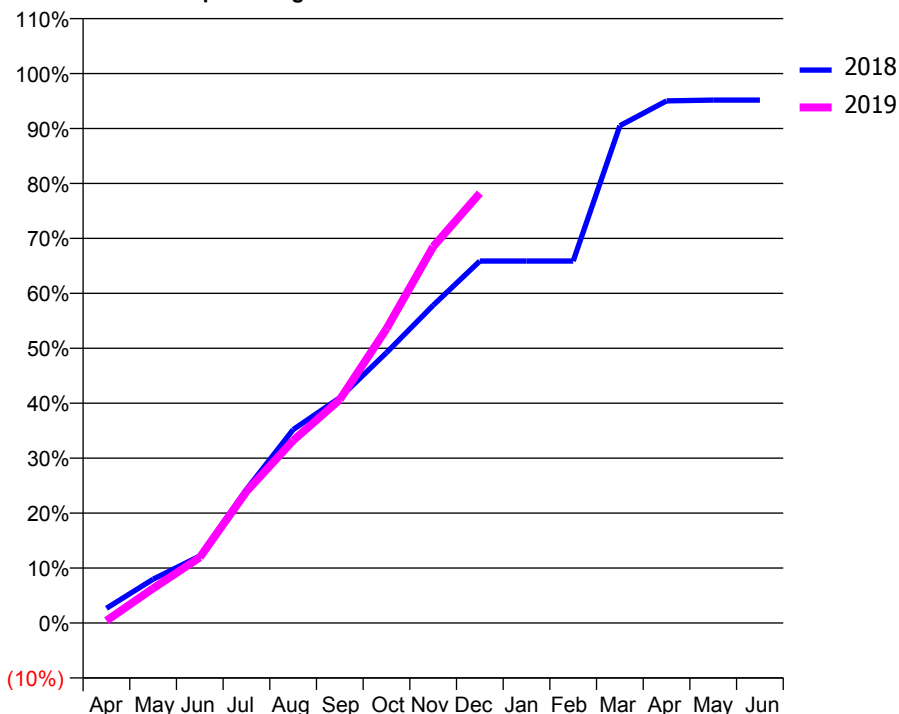
ACCESS*

Patients seen in 24 months	Total	Change since previous quarter
Quarter ending December 2017	485	
Quarter ending March 2018	542	↑
Quarter ending June 2018	532	↓
Quarter ending September 2018	553	↑
Quarter ending December 2018	626	↑
Variance since December 2017	29.1%	↑



ACTIVITY

Cumulative percentage of contracted UDA delivered 2018 & 2019



Month	Adjusted Scheduled Activity (UDA)	
	2018	2019
April	56	9
May	167	132
June	256	250
July	510	503
August	739	697
September	861	854
October	1,033	1,125
November	1,214	1,439
December	1,383	1,643
January	1,383	
February	1,383	
March	1,900	
April	1,996	
May	1,999	
June	1,999	

QUALITY

	Quantity	Base Number	Contract	AT	Region	England
% of FP17s for the same patient ID Re-attending within 3 months - Children	1	141	0.7%	10.2%	11.8%	11.8%
% of FP17s for the same patient ID Re-attending within 3 months - Adults	11	376	2.9%	15.4%	16.7%	15.6%
% of FP17s for the same patient ID Re-attending between 3 & 9 months - Children	0	141	0.0%	49.0%	48.6%	58.8%
% of FP17s for the same patient ID Re-attending between 3 & 9 months - Adults	11	376	2.9%	38.7%	39.1%	51.0%
% of FP17s for Band 1 Urgent Courses	10	479	2.1%	10.2%	10.6%	9.0%
% of FP17s Relating to Free Repair or Replacements	1	479	0.2%	0.6%	0.5%	0.8%
% of FP17s Relating to Continuations	5	479	1.0%	0.9%	0.7%	0.9%
% of Patients satisfied with the dentistry they have received	0	0	N/A	91.8%	90.2%	93.2%
% of Patients satisfied with the time they had to wait for an appointment	0	0	N/A	87.2%	85.0%	88.3%

* This is based on patients treated on this contract for their most recent course of treatment. Figures in italics indicate the base number of FP17s or Patient Questionnaire responses are less than 100. N/A is shown where the base number of responses is less than 10 during the period. % is calculated as Quantity/Base number*100

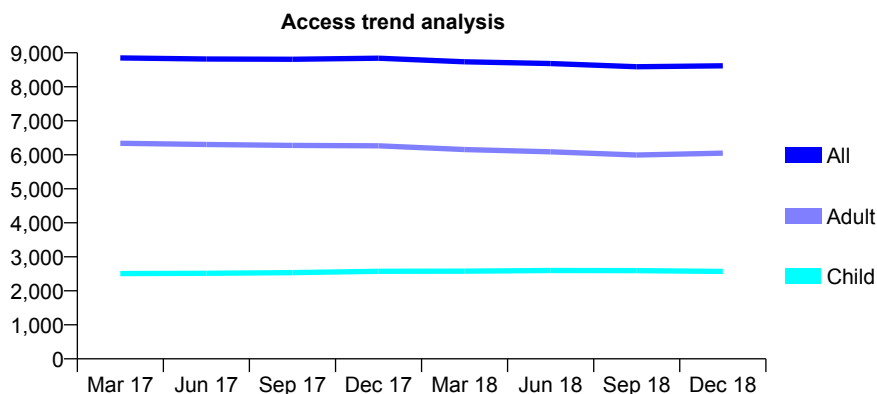
Q63 - Vital Signs At a Glance Contract Report for 186198/0001 - December 2018

Name or company name	S Cowley, R Ingham and J Angelo
Contract type name	GDS Contract
Purpose of contract	General
Contract start date	03/12/2012
Contract end date	

18/19 Contracted general activity (UDA)	29,500
Carry forward general activity (UDA)	804
18/19 Contracted orthodontic activity (UOA)	0
Carry forward orthodontic activity (UOA)	0
Baseline contract value	£845,186.39

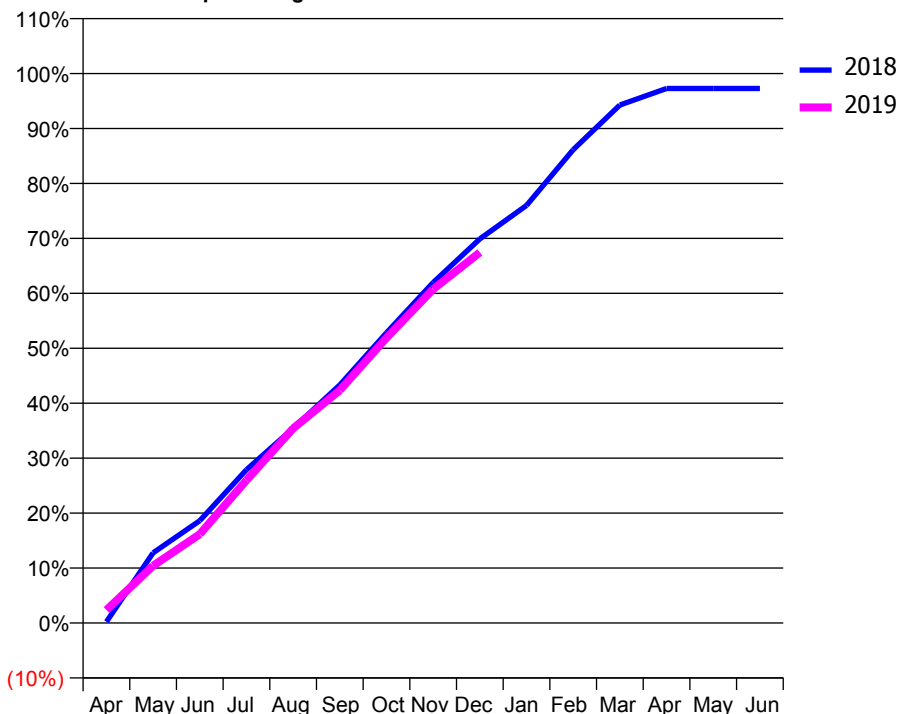
ACCESS*

Patients seen in 24 months	Total	Change since previous quarter
Quarter ending December 2017	8,841	
Quarter ending March 2018	8,734	↓
Quarter ending June 2018	8,686	→
Quarter ending September 2018	8,590	↓
Quarter ending December 2018	8,618	→
Variance since December 2017	(2.5%)	↓



ACTIVITY

Cumulative percentage of contracted UDA delivered 2018 & 2019



Month	Adjusted Scheduled Activity (UDA)	
	2018	2019
April	66	695
May	3,768	3,076
June	5,494	4,773
July	8,230	7,666
August	10,457	10,452
September	12,782	12,493
October	15,581	15,312
November	18,279	17,923
December	20,623	19,898
January	22,415	
February	25,409	
March	27,810	
April	28,694	
May	28,696	
June	28,696	

QUALITY

	Quantity	Base Number	Contract	AT	Region	England
% of FP17s for the same patient ID Re-attending within 3 months - Children	214	2,543	8.4%	10.2%	11.8%	11.8%
% of FP17s for the same patient ID Re-attending within 3 months - Adults	675	4,972	13.6%	15.4%	16.7%	15.6%
% of FP17s for the same patient ID Re-attending between 3 & 9 months - Children	1,422	2,543	55.9%	49.0%	48.6%	58.8%
% of FP17s for the same patient ID Re-attending between 3 & 9 months - Adults	2,082	4,972	41.9%	38.7%	39.1%	51.0%
% of FP17s for Band 1 Urgent Courses	665	7,210	9.2%	10.2%	10.6%	9.0%
% of FP17s Relating to Free Repair or Replacements	46	7,210	0.6%	0.6%	0.5%	0.8%
% of FP17s Relating to Continuations	117	7,210	1.6%	0.9%	0.7%	0.9%
% of Patients satisfied with the dentistry they have received	1	1	N/A	91.8%	90.2%	93.2%
% of Patients satisfied with the time they had to wait for an appointment	1	1	N/A	87.2%	85.0%	88.3%

* This is based on patients treated on this contract for their most recent course of treatment. Figures in italics indicate the base number of FP17s or Patient Questionnaire responses are less than 100. N/A is shown where the base number of responses is less than 10 during the period. % is calculated as Quantity/Base number*100

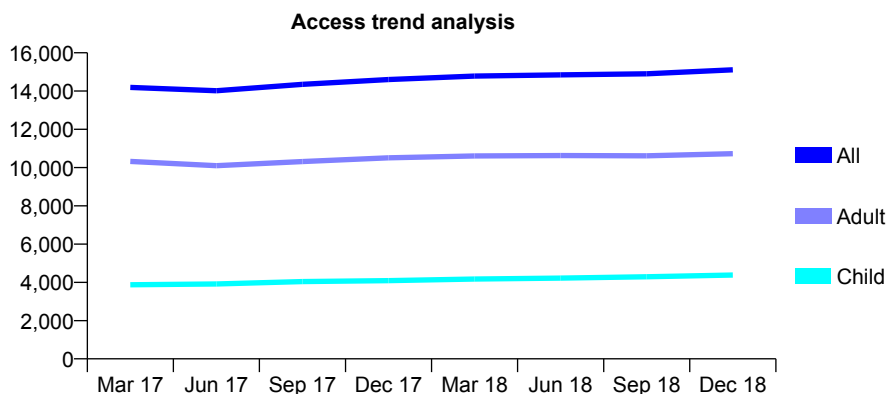
Q63 - Vital Signs At a Glance Contract Report for 186228/0001 - December 2018

Name or company name	Bexleyheath Dental Practice Ltd
Contract type name	GDS Contract
Purpose of contract	General
Contract start date	01/04/2010
Contract end date	

18/19 Contracted general activity (UDA)	33,247
Carry forward general activity (UDA)	-190
18/19 Contracted orthodontic activity (UOA)	0
Carry forward orthodontic activity (UOA)	0
Baseline contract value	£1,008,888.99

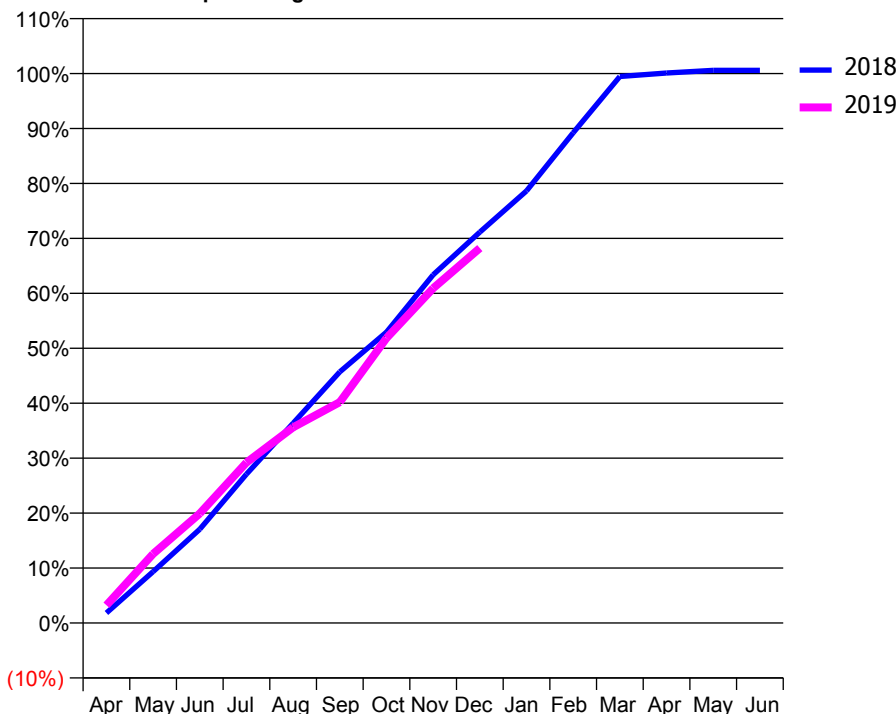
ACCESS*

Patients seen in 24 months	Total	Change since previous quarter
Quarter ending December 2017	14,604	
Quarter ending March 2018	14,781	→
Quarter ending June 2018	14,848	→
Quarter ending September 2018	14,902	→
Quarter ending December 2018	15,109	→
Variance since December 2017	3.5%	↑



ACTIVITY

Cumulative percentage of contracted UDA delivered 2018 & 2019



Month	Adjusted Scheduled Activity (UDA)	
	2018	2019
April	605	1,080
May	3,074	4,180
June	5,616	6,629
July	8,905	9,707
August	11,961	11,839
September	15,033	13,363
October	17,408	17,239
November	20,836	20,256
December	23,396	22,686
January	25,854	
February	29,336	
March	32,701	
April	32,912	
May	33,069	
June	33,072	

QUALITY

	Quantity	Base Number	Contract	AT	Region	England
% of FP17s for the same patient ID Re-attending within 3 months - Children	250	3,704	6.7%	10.2%	11.8%	11.8%
% of FP17s for the same patient ID Re-attending within 3 months - Adults	872	7,544	11.6%	15.4%	16.7%	15.6%
% of FP17s for the same patient ID Re-attending between 3 & 9 months - Children	1,458	3,704	39.4%	49.0%	48.6%	58.8%
% of FP17s for the same patient ID Re-attending between 3 & 9 months - Adults	2,257	7,544	29.9%	38.7%	39.1%	51.0%
% of FP17s for Band 1 Urgent Courses	1,116	11,050	10.1%	10.2%	10.6%	9.0%
% of FP17s Relating to Free Repair or Replacements	18	11,050	0.2%	0.6%	0.5%	0.8%
% of FP17s Relating to Continuations	99	11,050	0.9%	0.9%	0.7%	0.9%
% of Patients satisfied with the dentistry they have received	3	3	N/A	91.8%	90.2%	93.2%
% of Patients satisfied with the time they had to wait for an appointment	3	3	N/A	87.2%	85.0%	88.3%

* This is based on patients treated on this contract for their most recent course of treatment. Figures in italics indicate the base number of FP17s or Patient Questionnaire responses are less than 100. N/A is shown where the base number of responses is less than 10 during the period. % is calculated as Quantity/Base number*100

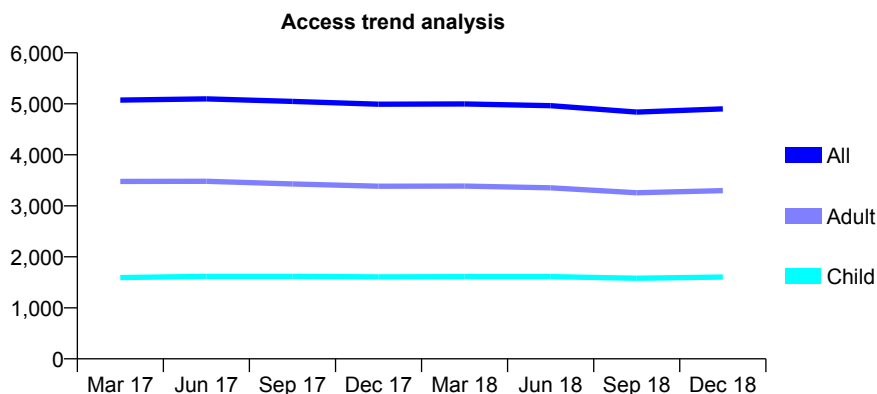
Q63 - Vital Signs At a Glance Contract Report for 186910/0001 - December 2018

Name or company name	Dentistree Battersea
Contract type name	GDS Contract
Purpose of contract	General
Contract start date	28/03/2013
Contract end date	

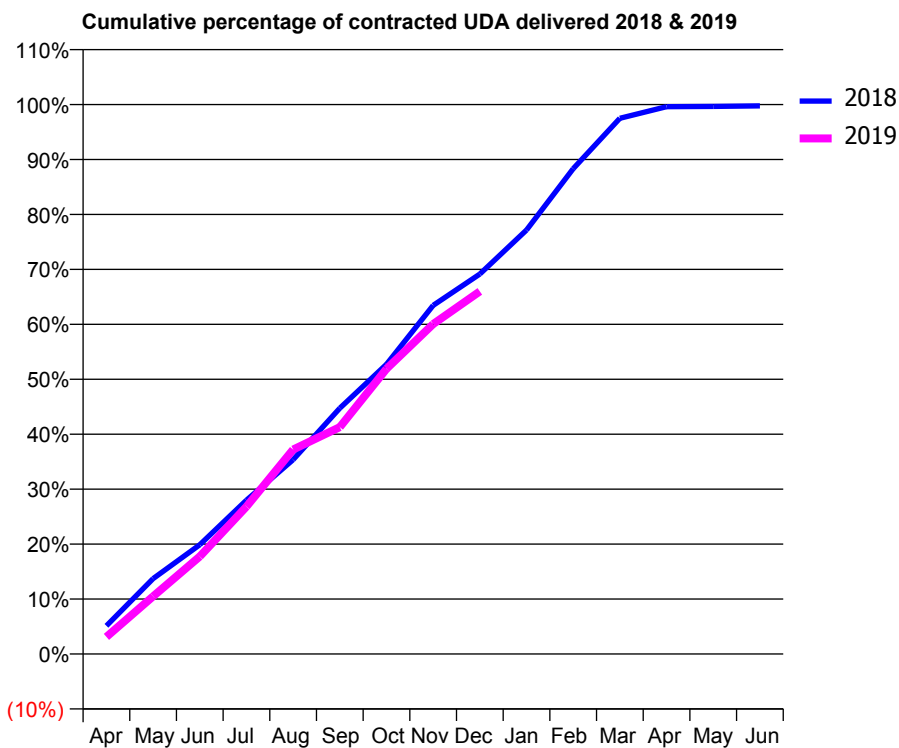
18/19 Contracted general activity (UDA)	11,500
Carry forward general activity (UDA)	28
18/19 Contracted orthodontic activity (UOA)	0
Carry forward orthodontic activity (UOA)	0
Baseline contract value	£329,547.76

ACCESS*

Patients seen in 24 months	Total	Change since previous quarter
Quarter ending December 2017	4,992	
Quarter ending March 2018	4,998	→
Quarter ending June 2018	4,964	→
Quarter ending September 2018	4,837	↓
Quarter ending December 2018	4,901	→
Variance since December 2017	(1.8%)	↓



ACTIVITY



Month	Adjusted Scheduled Activity (UDA)	
	2018	2019
April	591	360
May	1,577	1,206
June	2,288	2,041
July	3,218	3,086
August	4,068	4,279
September	5,146	4,749
October	6,063	5,967
November	7,295	6,906
December	7,951	7,588
January	8,873	
February	10,156	
March	11,210	
April	11,455	
May	11,459	
June	11,472	

QUALITY

	Quantity	Base Number	Contract	AT	Region	England
% of FP17s for the same patient ID Re-attending within 3 months - Children	89	1,710	5.2%	10.2%	11.8%	11.8%
% of FP17s for the same patient ID Re-attending within 3 months - Adults	363	2,893	12.5%	15.4%	16.7%	15.6%
% of FP17s for the same patient ID Re-attending between 3 & 9 months - Children	1,135	1,710	66.4%	49.0%	48.6%	58.8%
% of FP17s for the same patient ID Re-attending between 3 & 9 months - Adults	1,252	2,893	43.3%	38.7%	39.1%	51.0%
% of FP17s for Band 1 Urgent Courses	433	4,451	9.7%	10.2%	10.6%	9.0%
% of FP17s Relating to Free Repair or Replacements	21	4,451	0.5%	0.6%	0.5%	0.8%
% of FP17s Relating to Continuations	19	4,451	0.4%	0.9%	0.7%	0.9%
% of Patients satisfied with the dentistry they have received	2	2	N/A	91.8%	90.2%	93.2%
% of Patients satisfied with the time they had to wait for an appointment	2	2	N/A	87.2%	85.0%	88.3%

* This is based on patients treated on this contract for their most recent course of treatment. Figures in italics indicate the base number of FP17s or Patient Questionnaire responses are less than 100. N/A is shown where the base number of responses is less than 10 during the period. % is calculated as Quantity/Base number*100

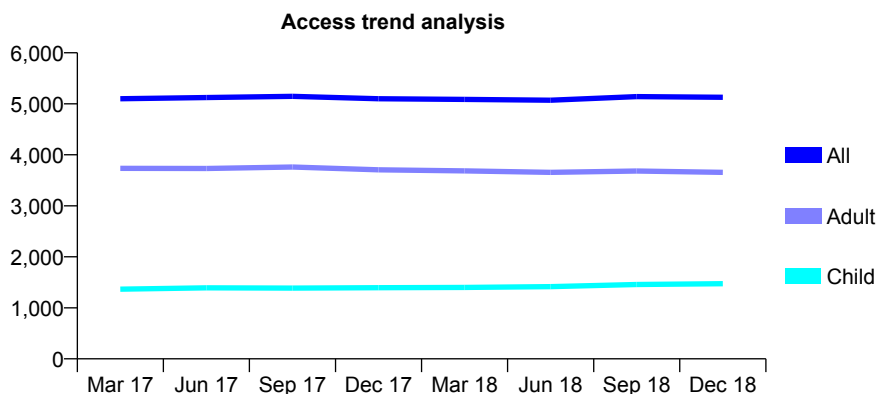
Q63 - Vital Signs At a Glance Contract Report for 186937/0001 - December 2018

Name or company name	Dr A.K. Patel & Dr S.N. Patel
Contract type name	GDS Contract
Purpose of contract	General
Contract start date	01/03/2008
Contract end date	

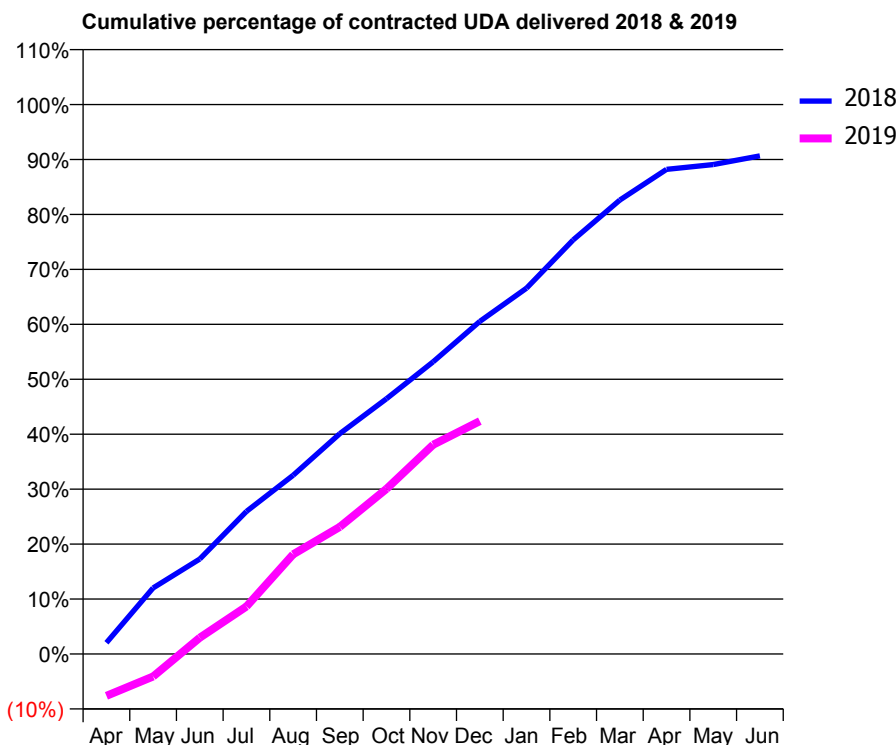
18/19 Contracted general activity (UDA)	15,553
Carry forward general activity (UDA)	1,455
18/19 Contracted orthodontic activity (UOA)	0
Carry forward orthodontic activity (UOA)	0
Baseline contract value	£448,127.15

ACCESS*

Patients seen in 24 months	Total	Change since previous quarter
Quarter ending December 2017	5,099	
Quarter ending March 2018	5,086	→
Quarter ending June 2018	5,071	→
Quarter ending September 2018	5,140	→
Quarter ending December 2018	5,129	→
Variance since December 2017	0.6%	→



ACTIVITY



Month	Adjusted Scheduled Activity (UDA)	
	2018	2019
April	319	-1,186
May	1,870	-639
June	2,691	462
July	4,037	1,347
August	5,060	2,822
September	6,236	3,598
October	7,227	4,673
November	8,273	5,925
December	9,415	6,591
January	10,353	
February	11,719	
March	12,849	
April	13,719	
May	13,854	
June	14,098	

QUALITY

	Quantity	Base Number	Contract	AT	Region	England
% of FP17s for the same patient ID Re-attending within 3 months - Children	110	1,359	8.1%	10.2%	11.8%	11.8%
% of FP17s for the same patient ID Re-attending within 3 months - Adults	415	2,706	15.3%	15.4%	16.7%	15.6%
% of FP17s for the same patient ID Re-attending between 3 & 9 months - Children	637	1,359	46.9%	49.0%	48.6%	58.8%
% of FP17s for the same patient ID Re-attending between 3 & 9 months - Adults	879	2,706	32.5%	38.7%	39.1%	51.0%
% of FP17s for Band 1 Urgent Courses	478	3,639	13.1%	10.2%	10.6%	9.0%
% of FP17s Relating to Free Repair or Replacements	27	3,639	0.7%	0.6%	0.5%	0.8%
% of FP17s Relating to Continuations	43	3,639	1.2%	0.9%	0.7%	0.9%
% of Patients satisfied with the dentistry they have received	0	0	N/A	91.8%	90.2%	93.2%
% of Patients satisfied with the time they had to wait for an appointment	0	0	N/A	87.2%	85.0%	88.3%

* This is based on patients treated on this contract for their most recent course of treatment. Figures in italics indicate the base number of FP17s or Patient Questionnaire responses are less than 100. N/A is shown where the base number of responses is less than 10 during the period. % is calculated as Quantity/Base number*100

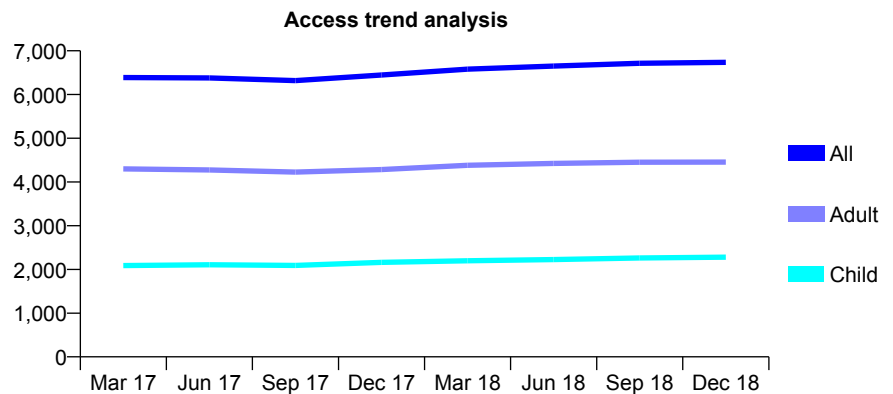
Q63 - Vital Signs At a Glance Contract Report for 187054/0001 - December 2018

Name or company name	Dr Jiten Patel and Dr Svinita Rina Bhavna f
Contract type name	GDS Contract
Purpose of contract	General
Contract start date	06/02/2014
Contract end date	

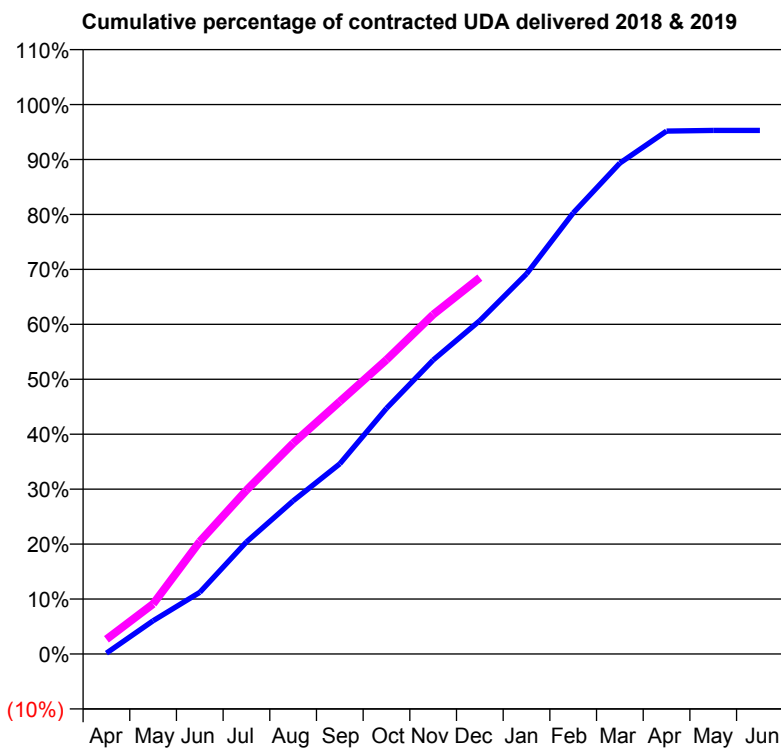
18/19 Contracted general activity (UDA)	14,029
Carry forward general activity (UDA)	0
18/19 Contracted orthodontic activity (UOA)	0
Carry forward orthodontic activity (UOA)	0
Baseline contract value	£342,575.44

ACCESS*

Patients seen in 24 months	Total	Change since previous quarter
Quarter ending December 2017	6,447	
Quarter ending March 2018	6,581	↑
Quarter ending June 2018	6,650	→
Quarter ending September 2018	6,716	→
Quarter ending December 2018	6,735	→
Variance since December 2017	4.5%	↑



ACTIVITY



Month	Adjusted Scheduled Activity (UDA)	
	2018	2019
April	22	375
May	848	1,278
June	1,576	2,870
July	2,861	4,184
August	3,911	5,381
September	4,855	6,447
October	6,272	7,513
November	7,505	8,667
December	8,514	9,610
January	9,704	
February	11,259	
March	12,533	
April	13,349	
May	13,367	
June	13,367	

QUALITY

	Quantity	Base Number	Contract	AT	Region	England
% of FP17s for the same patient ID Re-attending within 3 months - Children	112	2,009	5.6%	10.2%	11.8%	11.8%
% of FP17s for the same patient ID Re-attending within 3 months - Adults	464	3,620	12.8%	15.4%	16.7%	15.6%
% of FP17s for the same patient ID Re-attending between 3 & 9 months - Children	1,021	2,009	50.8%	49.0%	48.6%	58.8%
% of FP17s for the same patient ID Re-attending between 3 & 9 months - Adults	1,510	3,620	41.7%	38.7%	39.1%	51.0%
% of FP17s for Band 1 Urgent Courses	654	5,378	12.2%	10.2%	10.6%	9.0%
% of FP17s Relating to Free Repair or Replacements	16	5,378	0.3%	0.6%	0.5%	0.8%
% of FP17s Relating to Continuations	13	5,378	0.2%	0.9%	0.7%	0.9%
% of Patients satisfied with the dentistry they have received	3	3	N/A	91.8%	90.2%	93.2%
% of Patients satisfied with the time they had to wait for an appointment	2	3	N/A	87.2%	85.0%	88.3%

* This is based on patients treated on this contract for their most recent course of treatment. Figures in italics indicate the base number of FP17s or Patient Questionnaire responses are less than 100. N/A is shown where the base number of responses is less than 10 during the period. % is calculated as Quantity/Base number*100

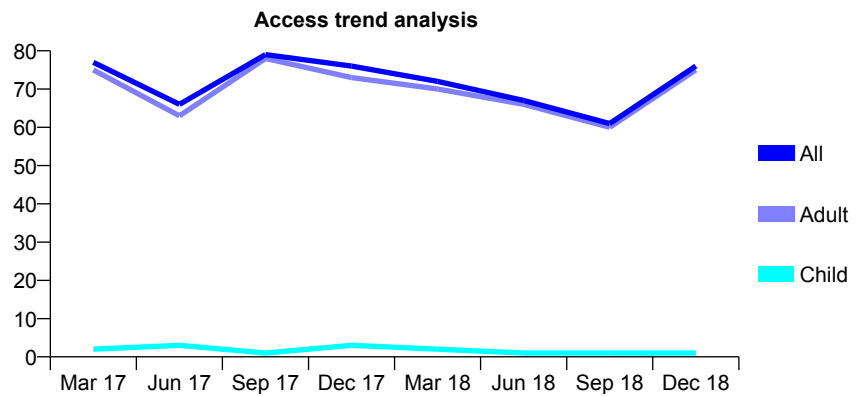
Q63 - Vital Signs At a Glance Contract Report for 187100/0001 - December 2018

Name or company name	V Jasani-DwSI Endodontics
Contract type name	PDS Contract
Purpose of contract	General
Contract start date	20/04/2009
Contract end date	31/03/2019

18/19 Contracted general activity (UDA)	300
Carry forward general activity (UDA)	0
18/19 Contracted orthodontic activity (UOA)	0
Carry forward orthodontic activity (UOA)	0
Baseline contract value	£42,649.75

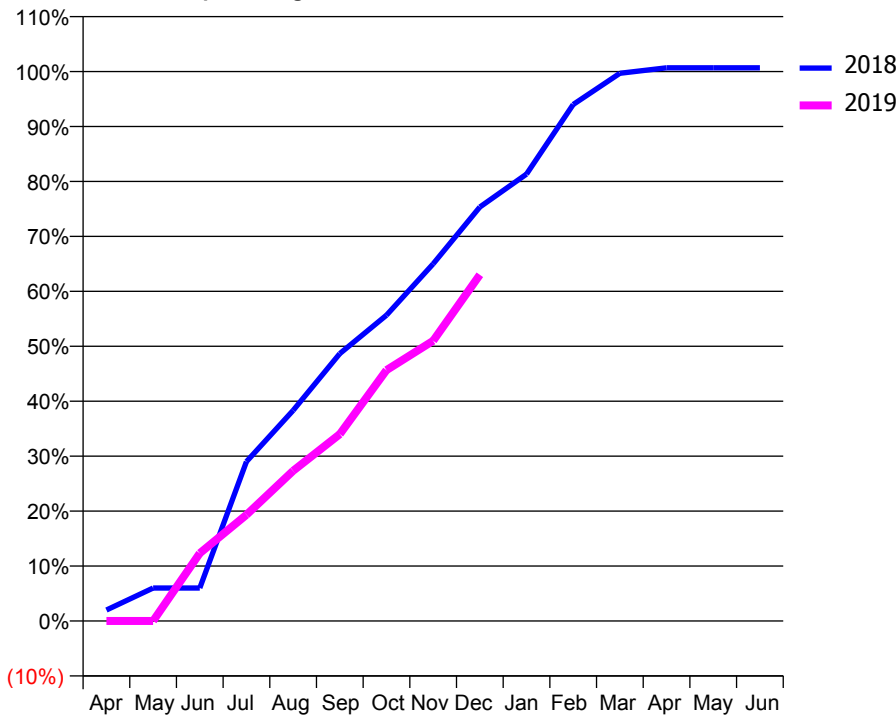
ACCESS*

Patients seen in 24 months	Total	Change since previous quarter
Quarter ending December 2017	76	
Quarter ending March 2018	72	↓
Quarter ending June 2018	67	↓
Quarter ending September 2018	61	↓
Quarter ending December 2018	76	↑
Variance since December 2017	0.0%	→



ACTIVITY

Cumulative percentage of contracted UDA delivered 2018 & 2019



Month	Adjusted Scheduled Activity (UDA)	
	2018	2019
April	6	0
May	18	0
June	18	37
July	87	58
August	115	82
September	146	102
October	167	137
November	195	153
December	226	189
January	244	
February	282	
March	299	
April	302	
May	302	
June	302	

QUALITY

	Quantity	Base Number	Contract	AT	Region	England
% of FP17s for the same patient ID Re-attending within 3 months - Children	0	5	0.0%	10.2%	11.8%	11.8%
% of FP17s for the same patient ID Re-attending within 3 months - Adults	6	65	9.2%	15.4%	16.7%	15.6%
% of FP17s for the same patient ID Re-attending between 3 & 9 months - Children	0	5	0.0%	49.0%	48.6%	58.8%
% of FP17s for the same patient ID Re-attending between 3 & 9 months - Adults	2	65	3.1%	38.7%	39.1%	51.0%
% of FP17s for Band 1 Urgent Courses	0	69	0.0%	10.2%	10.6%	9.0%
% of FP17s Relating to Free Repair or Replacements	0	69	0.0%	0.6%	0.5%	0.8%
% of FP17s Relating to Continuations	1	69	1.4%	0.9%	0.7%	0.9%
% of Patients satisfied with the dentistry they have received	0	0	N/A	91.8%	90.2%	93.2%
% of Patients satisfied with the time they had to wait for an appointment	0	0	N/A	87.2%	85.0%	88.3%

* This is based on patients treated on this contract for their most recent course of treatment. Figures in italics indicate the base number of FP17s or Patient Questionnaire responses are less than 100. N/A is shown where the base number of responses is less than 10 during the period. % is calculated as Quantity/Base number*100

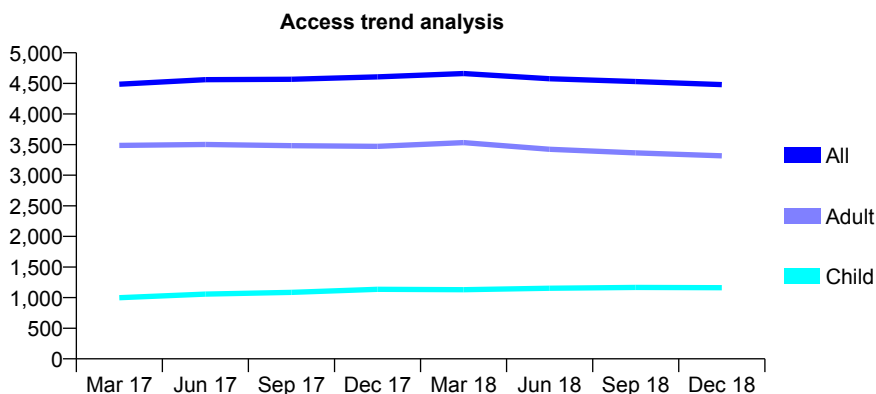
Q63 - Vital Signs At a Glance Contract Report for 187488/0001 - December 2018

Name or company name	Purley Dental Care
Contract type name	GDS Contract
Purpose of contract	General
Contract start date	20/06/2012
Contract end date	

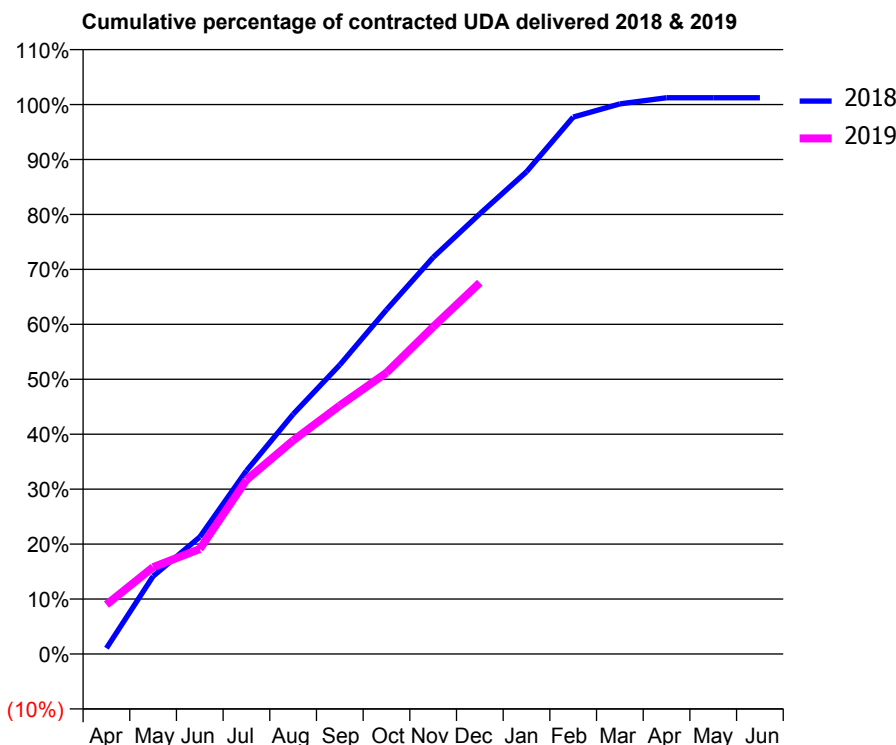
18/19 Contracted general activity (UDA)	10,771
Carry forward general activity (UDA)	-133
18/19 Contracted orthodontic activity (UOA)	0
Carry forward orthodontic activity (UOA)	0
Baseline contract value	£248,180.51

ACCESS*

Patients seen in 24 months	Total	Change since previous quarter
Quarter ending December 2017	4,607	
Quarter ending March 2018	4,662	→
Quarter ending June 2018	4,577	↓
Quarter ending September 2018	4,531	↓
Quarter ending December 2018	4,481	↓
Variance since December 2017	(2.7%)	↓



ACTIVITY



Month	Adjusted Scheduled Activity (UDA)	
	2018	2019
April	114	969
May	1,526	1,702
June	2,293	2,058
July	3,591	3,414
August	4,700	4,187
September	5,668	4,870
October	6,747	5,514
November	7,775	6,413
December	8,629	7,277
January	9,452	
February	10,524	
March	10,783	
April	10,904	
May	10,904	
June	10,904	

QUALITY

	Quantity	Base Number	Contract	AT	Region	England
% of FP17s for the same patient ID Re-attending within 3 months - Children	47	935	5.0%	10.2%	11.8%	11.8%
% of FP17s for the same patient ID Re-attending within 3 months - Adults	257	2,551	10.1%	15.4%	16.7%	15.6%
% of FP17s for the same patient ID Re-attending between 3 & 9 months - Children	395	935	42.2%	49.0%	48.6%	58.8%
% of FP17s for the same patient ID Re-attending between 3 & 9 months - Adults	1,129	2,551	44.3%	38.7%	39.1%	51.0%
% of FP17s for Band 1 Urgent Courses	265	3,438	7.7%	10.2%	10.6%	9.0%
% of FP17s Relating to Free Repair or Replacements	35	3,438	1.0%	0.6%	0.5%	0.8%
% of FP17s Relating to Continuations	49	3,438	1.4%	0.9%	0.7%	0.9%
% of Patients satisfied with the dentistry they have received	0	0	N/A	91.8%	90.2%	93.2%
% of Patients satisfied with the time they had to wait for an appointment	0	0	N/A	87.2%	85.0%	88.3%

* This is based on patients treated on this contract for their most recent course of treatment. Figures in italics indicate the base number of FP17s or Patient Questionnaire responses are less than 100. N/A is shown where the base number of responses is less than 10 during the period. % is calculated as Quantity/Base number*100

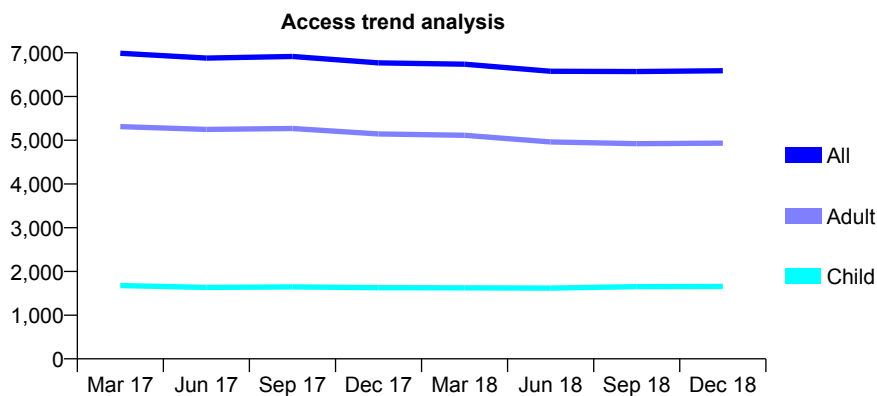
Q63 - Vital Signs At a Glance Contract Report for 188794/0001 - December 2018

Name or company name	Dr P Patel & Dr R Chadha
Contract type name	GDS Contract
Purpose of contract	General
Contract start date	01/04/2014
Contract end date	

18/19 Contracted general activity (UDA)	17,100
Carry forward general activity (UDA)	-106
18/19 Contracted orthodontic activity (UOA)	0
Carry forward orthodontic activity (UOA)	0
Baseline contract value	£612,102.37

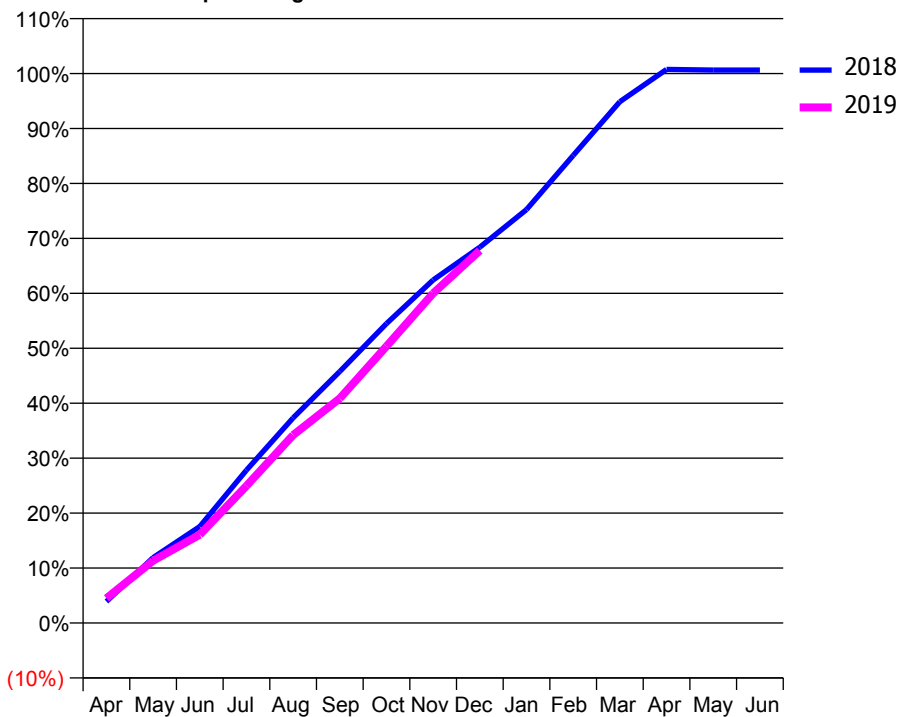
ACCESS*

Patients seen in 24 months	Total	Change since previous quarter
Quarter ending December 2017	6,771	
Quarter ending March 2018	6,738	→
Quarter ending June 2018	6,579	↓
Quarter ending September 2018	6,572	→
Quarter ending December 2018	6,589	→
Variance since December 2017	(2.7%)	↓



ACTIVITY

Cumulative percentage of contracted UDA delivered 2018 & 2019



Month	Adjusted Scheduled Activity (UDA)	
	2018	2019
April	670	770
May	2,036	1,938
June	3,004	2,748
July	4,758	4,267
August	6,386	5,850
September	7,830	6,988
October	9,319	8,615
November	10,676	10,261
December	11,694	11,592
January	12,867	
February	14,550	
March	16,221	
April	17,226	
May	17,205	
June	17,206	

QUALITY

	Quantity	Base Number	Contract	AT	Region	England
% of FP17s for the same patient ID Re-attending within 3 months - Children	129	1,483	8.7%	10.2%	11.8%	11.8%
% of FP17s for the same patient ID Re-attending within 3 months - Adults	597	3,766	15.9%	15.4%	16.7%	15.6%
% of FP17s for the same patient ID Re-attending between 3 & 9 months - Children	618	1,483	41.7%	49.0%	48.6%	58.8%
% of FP17s for the same patient ID Re-attending between 3 & 9 months - Adults	1,315	3,766	34.9%	38.7%	39.1%	51.0%
% of FP17s for Band 1 Urgent Courses	579	4,940	11.7%	10.2%	10.6%	9.0%
% of FP17s Relating to Free Repair or Replacements	25	4,940	0.5%	0.6%	0.5%	0.8%
% of FP17s Relating to Continuations	54	4,940	1.1%	0.9%	0.7%	0.9%
% of Patients satisfied with the dentistry they have received	1	1	N/A	91.8%	90.2%	93.2%
% of Patients satisfied with the time they had to wait for an appointment	1	1	N/A	87.2%	85.0%	88.3%

* This is based on patients treated on this contract for their most recent course of treatment. Figures in italics indicate the base number of FP17s or Patient Questionnaire responses are less than 100. N/A is shown where the base number of responses is less than 10 during the period. % is calculated as Quantity/Base number*100

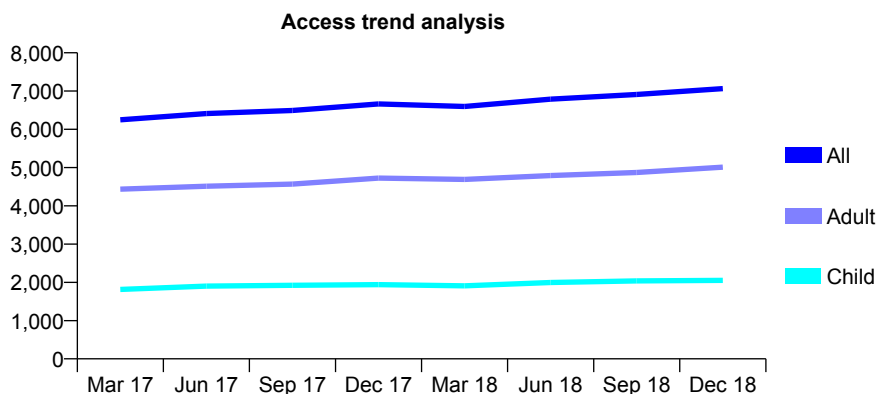
Q63 - Vital Signs At a Glance Contract Report for 188824/0001 - December 2018

Name or company name	Dr S Balachandran and Dr D Chellappah
Contract type name	GDS Contract
Purpose of contract	General
Contract start date	01/01/2013
Contract end date	

18/19 Contracted general activity (UDA)	18,000
Carry forward general activity (UDA)	-1
18/19 Contracted orthodontic activity (UOA)	0
Carry forward orthodontic activity (UOA)	0
Baseline contract value	£477,859.81

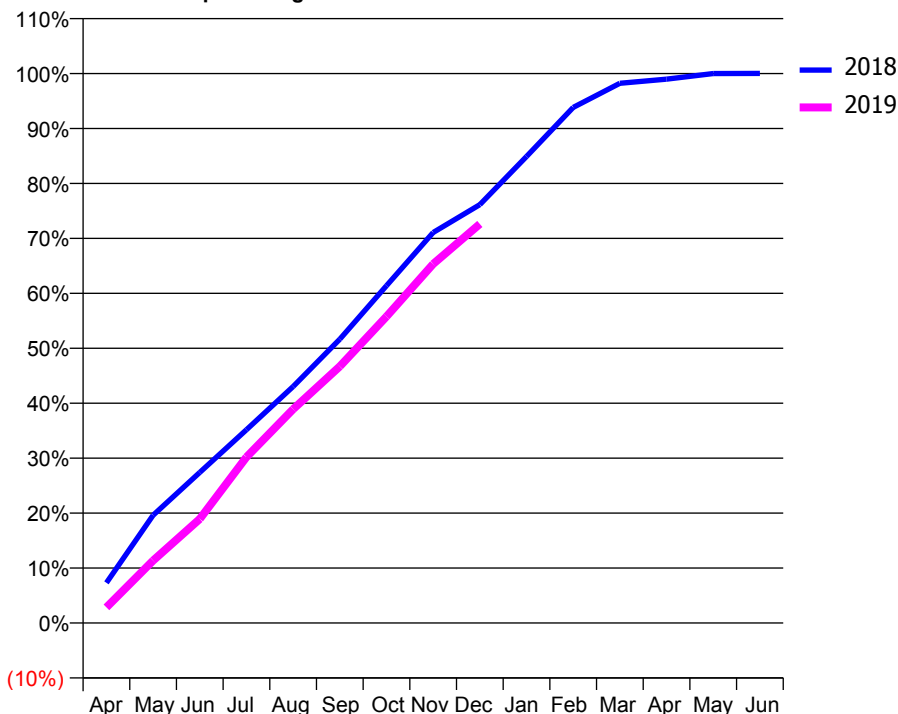
ACCESS*

Patients seen in 24 months	Total	Change since previous quarter
Quarter ending December 2017	6,664	
Quarter ending March 2018	6,597	↓
Quarter ending June 2018	6,788	↑
Quarter ending September 2018	6,911	→
Quarter ending December 2018	7,063	↑
Variance since December 2017	6.0%	↑



ACTIVITY

Cumulative percentage of contracted UDA delivered 2018 & 2019



Month	Adjusted Scheduled Activity (UDA)	
	2018	2019
April	1,319	513
May	3,532	2,047
June	4,932	3,408
July	6,333	5,437
August	7,748	7,002
September	9,298	8,407
October	11,048	10,040
November	12,793	11,762
December	13,703	13,071
January	15,283	
February	16,890	
March	17,678	
April	17,814	
May	18,000	
June	18,001	

QUALITY

	Quantity	Base Number	Contract	AT	Region	England
% of FP17s for the same patient ID Re-attending within 3 months - Children	151	2,293	6.6%	10.2%	11.8%	11.8%
% of FP17s for the same patient ID Re-attending within 3 months - Adults	443	4,380	10.1%	15.4%	16.7%	15.6%
% of FP17s for the same patient ID Re-attending between 3 & 9 months - Children	1,378	2,293	60.1%	49.0%	48.6%	58.8%
% of FP17s for the same patient ID Re-attending between 3 & 9 months - Adults	1,895	4,380	43.3%	38.7%	39.1%	51.0%
% of FP17s for Band 1 Urgent Courses	666	6,538	10.2%	10.2%	10.6%	9.0%
% of FP17s Relating to Free Repair or Replacements	30	6,538	0.5%	0.6%	0.5%	0.8%
% of FP17s Relating to Continuations	4	6,538	0.1%	0.9%	0.7%	0.9%
% of Patients satisfied with the dentistry they have received	0	0	N/A	91.8%	90.2%	93.2%
% of Patients satisfied with the time they had to wait for an appointment	0	0	N/A	87.2%	85.0%	88.3%

* This is based on patients treated on this contract for their most recent course of treatment. Figures in italics indicate the base number of FP17s or Patient Questionnaire responses are less than 100. N/A is shown where the base number of responses is less than 10 during the period. % is calculated as Quantity/Base number*100

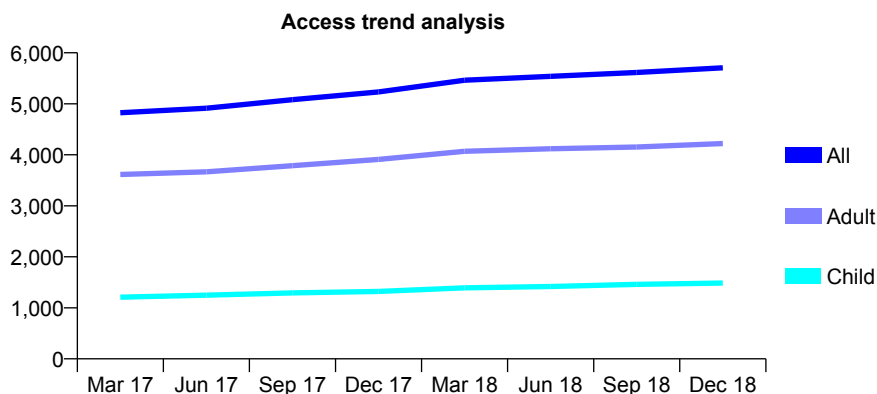
Q63 - Vital Signs At a Glance Contract Report for 189006/0001 - December 2018

Name or company name	Smile 4U Limited
Contract type name	GDS Contract
Purpose of contract	General
Contract start date	04/01/2010
Contract end date	

18/19 Contracted general activity (UDA)	14,250
Carry forward general activity (UDA)	32
18/19 Contracted orthodontic activity (UOA)	0
Carry forward orthodontic activity (UOA)	0
Baseline contract value	£371,387.52

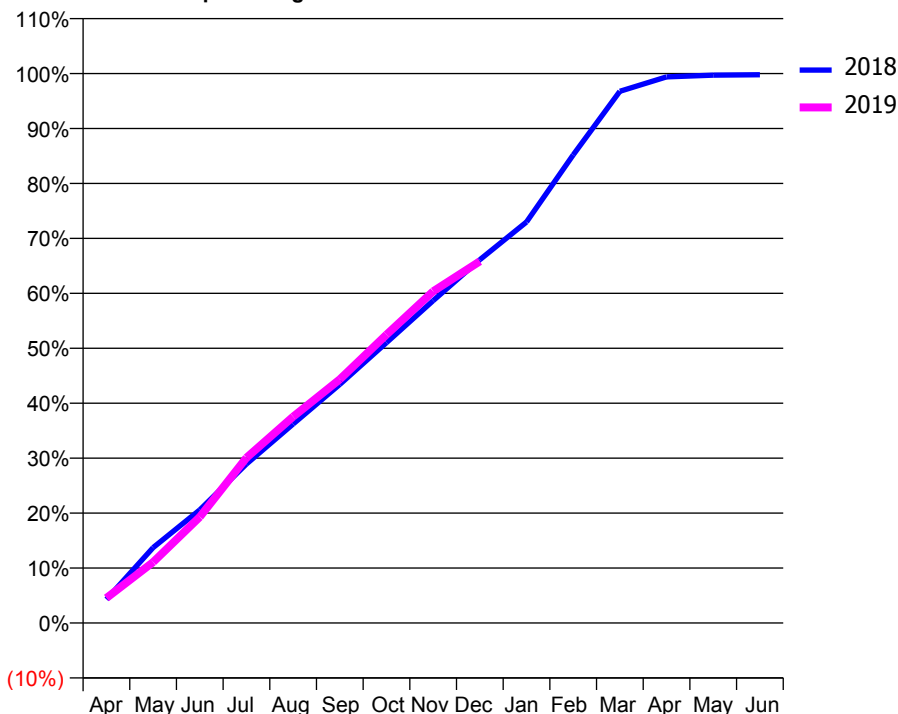
ACCESS*

Patients seen in 24 months	Total	Change since previous quarter
Quarter ending December 2017	5,232	
Quarter ending March 2018	5,462	↑
Quarter ending June 2018	5,538	→
Quarter ending September 2018	5,614	→
Quarter ending December 2018	5,706	→
Variance since December 2017	9.1%	↑



ACTIVITY

Cumulative percentage of contracted UDA delivered 2018 & 2019



Month	Adjusted Scheduled Activity (UDA)	
	2018	2019
April	614	648
May	1,954	1,578
June	2,936	2,751
July	4,123	4,285
August	5,160	5,352
September	6,189	6,319
October	7,272	7,476
November	8,359	8,601
December	9,420	9,381
January	10,401	
February	12,139	
March	13,791	
April	14,164	
May	14,206	
June	14,218	

QUALITY

	Quantity	Base Number	Contract	AT	Region	England
% of FP17s for the same patient ID Re-attending within 3 months - Children	76	1,487	5.1%	10.2%	11.8%	11.8%
% of FP17s for the same patient ID Re-attending within 3 months - Adults	381	3,373	11.3%	15.4%	16.7%	15.6%
% of FP17s for the same patient ID Re-attending between 3 & 9 months - Children	873	1,487	58.7%	49.0%	48.6%	58.8%
% of FP17s for the same patient ID Re-attending between 3 & 9 months - Adults	1,611	3,373	47.8%	38.7%	39.1%	51.0%
% of FP17s for Band 1 Urgent Courses	443	4,434	10.0%	10.2%	10.6%	9.0%
% of FP17s Relating to Free Repair or Replacements	46	4,434	1.0%	0.6%	0.5%	0.8%
% of FP17s Relating to Continuations	18	4,434	0.4%	0.9%	0.7%	0.9%
% of Patients satisfied with the dentistry they have received	2	2	N/A	91.8%	90.2%	93.2%
% of Patients satisfied with the time they had to wait for an appointment	2	2	N/A	87.2%	85.0%	88.3%

* This is based on patients treated on this contract for their most recent course of treatment. Figures in italics indicate the base number of FP17s or Patient Questionnaire responses are less than 100. N/A is shown where the base number of responses is less than 10 during the period. % is calculated as Quantity/Base number*100

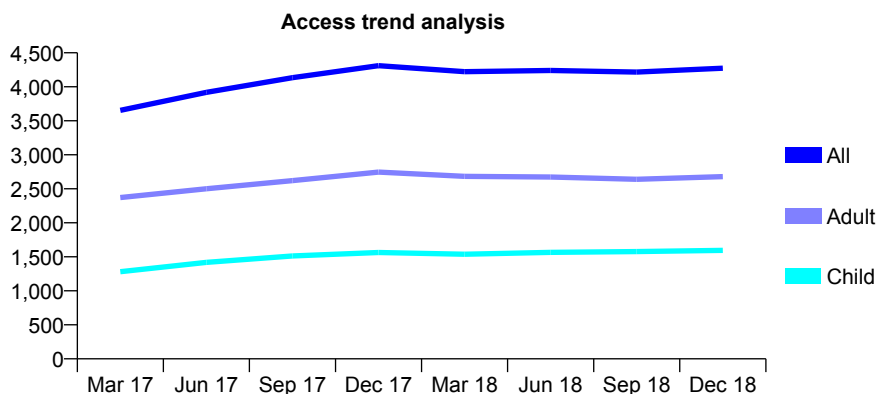
Q63 - Vital Signs At a Glance Contract Report for 192090/0001 - December 2018

Name or company name	Oasis Dental Care
Contract type name	GDS Contract
Purpose of contract	General
Contract start date	01/01/2016
Contract end date	

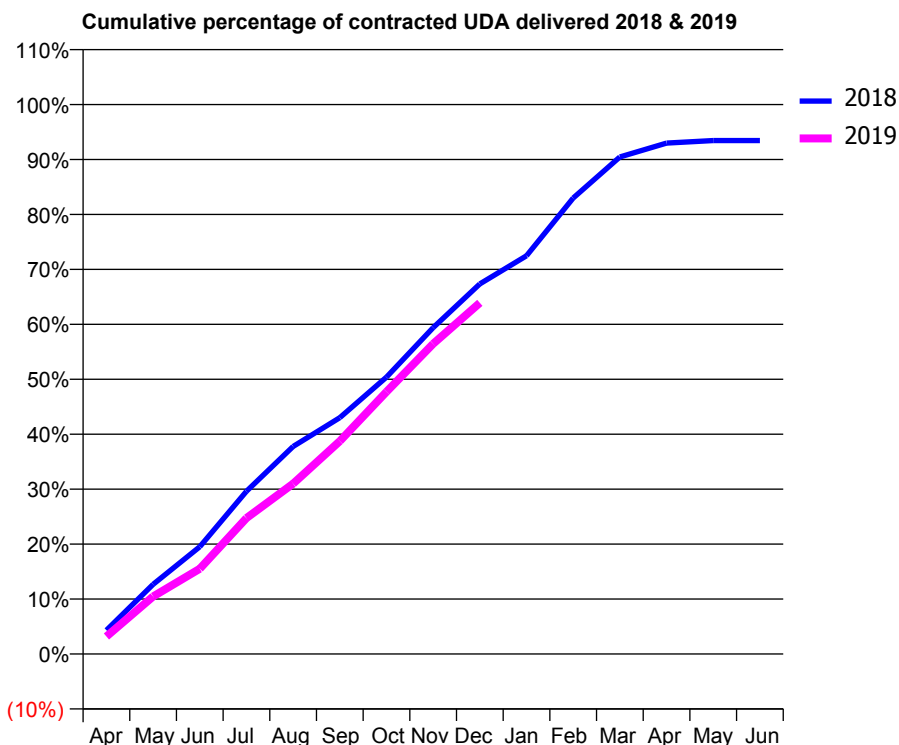
18/19 Contracted general activity (UDA)	12,796
Carry forward general activity (UDA)	0
18/19 Contracted orthodontic activity (UOA)	0
Carry forward orthodontic activity (UOA)	0
Baseline contract value	£374,301.07

ACCESS*

Patients seen in 24 months	Total	Change since previous quarter
Quarter ending December 2017	4,310	
Quarter ending March 2018	4,222	↓
Quarter ending June 2018	4,240	→
Quarter ending September 2018	4,217	→
Quarter ending December 2018	4,274	→
Variance since December 2017	(0.8%)	→



ACTIVITY



Month	Adjusted Scheduled Activity (UDA)	
	2018	2019
April	554	408
May	1,622	1,339
June	2,499	1,985
July	3,789	3,166
August	4,833	3,967
September	5,503	4,958
October	6,447	6,107
November	7,600	7,223
December	8,619	8,177
January	9,274	
February	10,619	
March	11,576	
April	11,897	
May	11,955	
June	11,955	

QUALITY

	Quantity	Base Number	Contract	AT	Region	England
% of FP17s for the same patient ID Re-attending within 3 months - Children	140	1,709	8.2%	10.2%	11.8%	11.8%
% of FP17s for the same patient ID Re-attending within 3 months - Adults	335	2,509	13.4%	15.4%	16.7%	15.6%
% of FP17s for the same patient ID Re-attending between 3 & 9 months - Children	903	1,709	52.8%	49.0%	48.6%	58.8%
% of FP17s for the same patient ID Re-attending between 3 & 9 months - Adults	1,269	2,509	50.6%	38.7%	39.1%	51.0%
% of FP17s for Band 1 Urgent Courses	336	3,907	8.6%	10.2%	10.6%	9.0%
% of FP17s Relating to Free Repair or Replacements	5	3,907	0.1%	0.6%	0.5%	0.8%
% of FP17s Relating to Continuations	38	3,907	1.0%	0.9%	0.7%	0.9%
% of Patients satisfied with the dentistry they have received	0	0	N/A	91.8%	90.2%	93.2%
% of Patients satisfied with the time they had to wait for an appointment	0	0	N/A	87.2%	85.0%	88.3%

* This is based on patients treated on this contract for their most recent course of treatment. Figures in italics indicate the base number of FP17s or Patient Questionnaire responses are less than 100. N/A is shown where the base number of responses is less than 10 during the period. % is calculated as Quantity/Base number*100

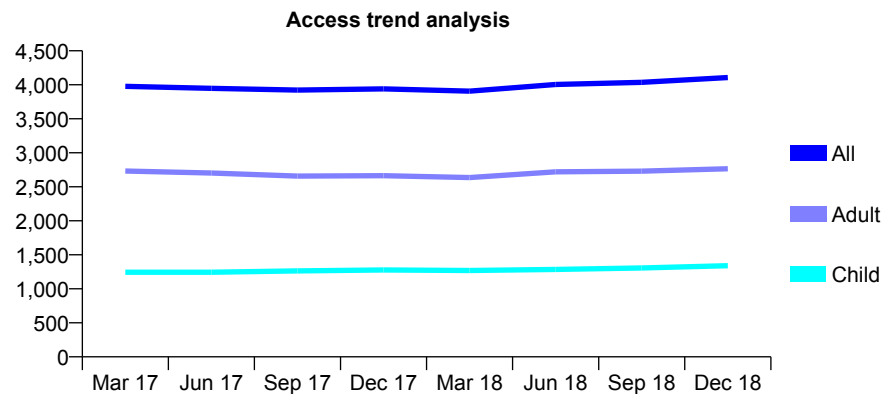
Q63 - Vital Signs At a Glance Contract Report for 192112/0001 - December 2018

Name or company name	Ark G Surgeries Ltd
Contract type name	GDS Contract
Purpose of contract	General
Contract start date	01/11/2012
Contract end date	

18/19 Contracted general activity (UDA)	14,539
Carry forward general activity (UDA)	-30
18/19 Contracted orthodontic activity (UOA)	0
Carry forward orthodontic activity (UOA)	0
Baseline contract value	£375,246.01

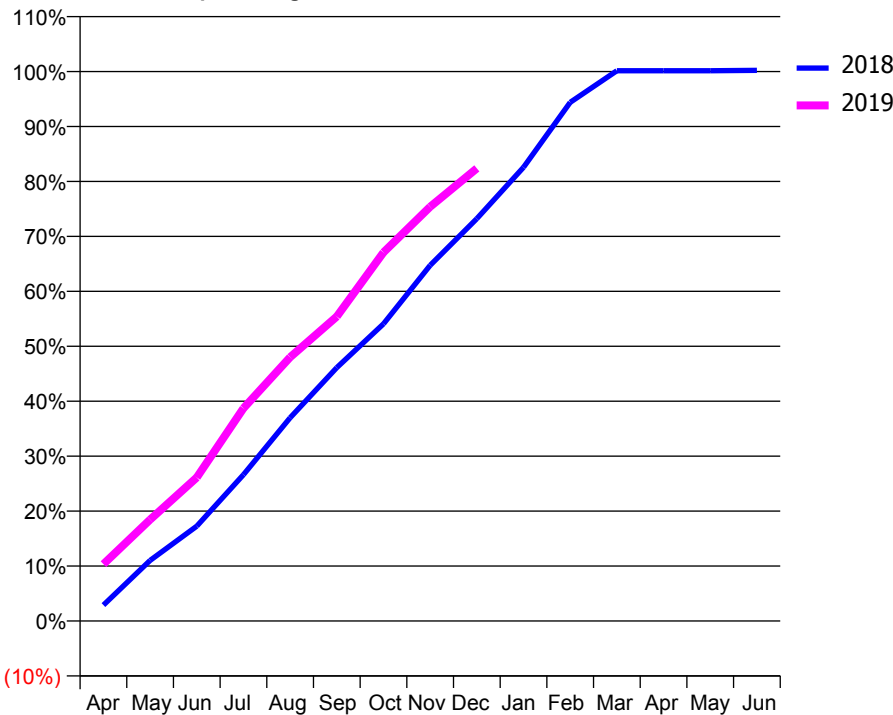
ACCESS*

Patients seen in 24 months	Total	Change since previous quarter
Quarter ending December 2017	3,941	
Quarter ending March 2018	3,906	→
Quarter ending June 2018	4,005	↑
Quarter ending September 2018	4,037	→
Quarter ending December 2018	4,106	→
Variance since December 2017	4.2%	↑



ACTIVITY

Cumulative percentage of contracted UDA delivered 2018 & 2019



Month	Adjusted Scheduled Activity (UDA)	
	2018	2019
April	422	1,505
May	1,605	2,684
June	2,510	3,797
July	3,873	5,629
August	5,380	6,979
September	6,706	8,058
October	7,862	9,753
November	9,412	10,959
December	10,647	11,977
January	12,006	
February	13,722	
March	14,557	
April	14,557	
May	14,557	
June	14,569	

QUALITY

	Quantity	Base Number	Contract	AT	Region	England
% of FP17s for the same patient ID Re-attending within 3 months - Children	75	1,176	6.4%	10.2%	11.8%	11.8%
% of FP17s for the same patient ID Re-attending within 3 months - Adults	325	2,308	14.1%	15.4%	16.7%	15.6%
% of FP17s for the same patient ID Re-attending between 3 & 9 months - Children	476	1,176	40.5%	49.0%	48.6%	58.8%
% of FP17s for the same patient ID Re-attending between 3 & 9 months - Adults	867	2,308	37.6%	38.7%	39.1%	51.0%
% of FP17s for Band 1 Urgent Courses	323	3,100	10.4%	10.2%	10.6%	9.0%
% of FP17s Relating to Free Repair or Replacements	0	3,100	0.0%	0.6%	0.5%	0.8%
% of FP17s Relating to Continuations	19	3,100	0.6%	0.9%	0.7%	0.9%
% of Patients satisfied with the dentistry they have received	0	0	N/A	91.8%	90.2%	93.2%
% of Patients satisfied with the time they had to wait for an appointment	0	0	N/A	87.2%	85.0%	88.3%

* This is based on patients treated on this contract for their most recent course of treatment. Figures in italics indicate the base number of FP17s or Patient Questionnaire responses are less than 100. N/A is shown where the base number of responses is less than 10 during the period. % is calculated as Quantity/Base number*100

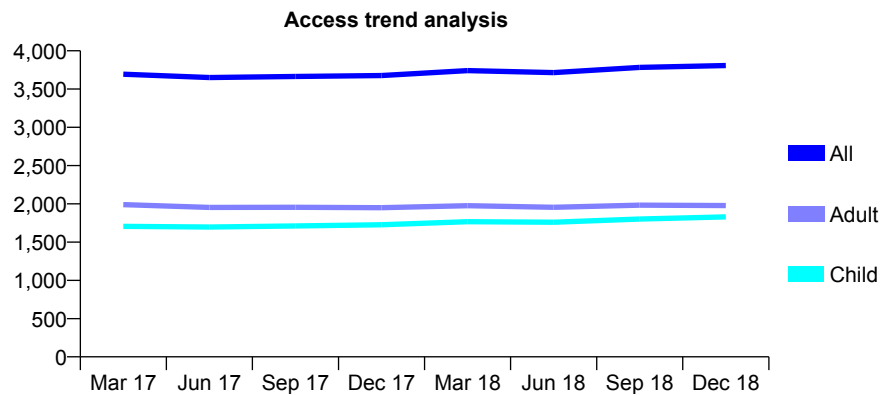
Q63 - Vital Signs At a Glance Contract Report for 192201/0001 - December 2018

Name or company name	Claremont Dental Practice
Contract type name	GDS Contract
Purpose of contract	General
Contract start date	01/05/2008
Contract end date	

18/19 Contracted general activity (UDA)	8,954
Carry forward general activity (UDA)	0
18/19 Contracted orthodontic activity (UOA)	0
Carry forward orthodontic activity (UOA)	0
Baseline contract value	£209,532.83

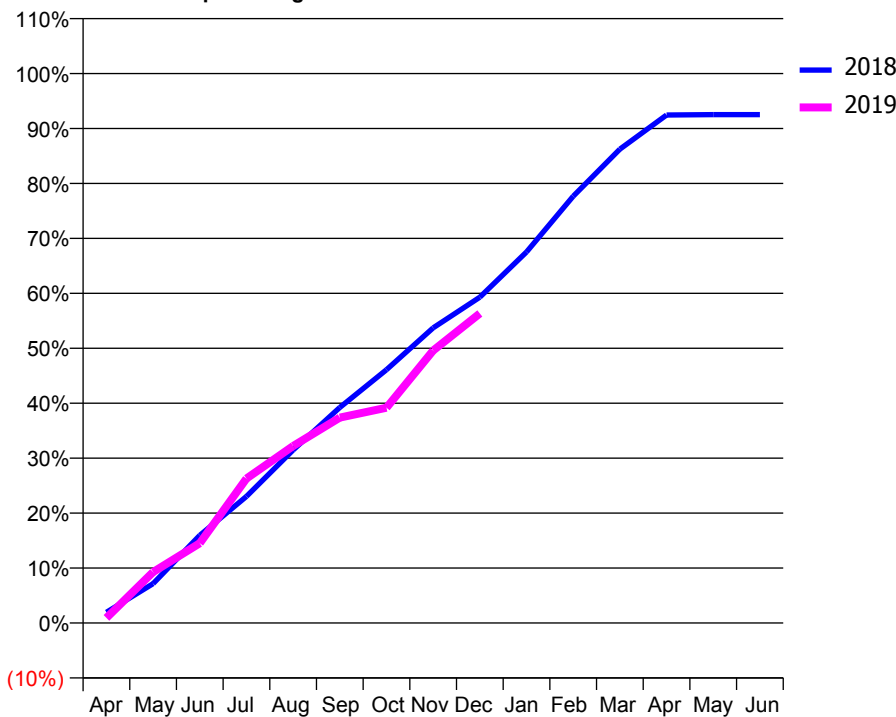
ACCESS*

Patients seen in 24 months	Total	Change since previous quarter
Quarter ending December 2017	3,676	
Quarter ending March 2018	3,741	→
Quarter ending June 2018	3,715	→
Quarter ending September 2018	3,783	→
Quarter ending December 2018	3,807	→
Variance since December 2017	3.6%	↑



ACTIVITY

Cumulative percentage of contracted UDA delivered 2018 & 2019



Month	Adjusted Scheduled Activity (UDA)	
	2018	2019
April	174	84
May	643	831
June	1,429	1,300
July	2,063	2,355
August	2,820	2,885
September	3,513	3,347
October	4,128	3,509
November	4,809	4,439
December	5,310	5,043
January	6,047	
February	6,954	
March	7,720	
April	8,278	
May	8,284	
June	8,284	

QUALITY

	Quantity	Base Number	Contract	AT	Region	England
% of FP17s for the same patient ID Re-attending within 3 months - Children	93	1,836	5.1%	10.2%	11.8%	11.8%
% of FP17s for the same patient ID Re-attending within 3 months - Adults	178	1,888	9.4%	15.4%	16.7%	15.6%
% of FP17s for the same patient ID Re-attending between 3 & 9 months - Children	977	1,836	53.2%	49.0%	48.6%	58.8%
% of FP17s for the same patient ID Re-attending between 3 & 9 months - Adults	1,060	1,888	56.1%	38.7%	39.1%	51.0%
% of FP17s for Band 1 Urgent Courses	178	3,458	5.1%	10.2%	10.6%	9.0%
% of FP17s Relating to Free Repair or Replacements	11	3,458	0.3%	0.6%	0.5%	0.8%
% of FP17s Relating to Continuations	3	3,458	0.1%	0.9%	0.7%	0.9%
% of Patients satisfied with the dentistry they have received	2	2	N/A	91.8%	90.2%	93.2%
% of Patients satisfied with the time they had to wait for an appointment	2	2	N/A	87.2%	85.0%	88.3%

* This is based on patients treated on this contract for their most recent course of treatment. Figures in italics indicate the base number of FP17s or Patient Questionnaire responses are less than 100. N/A is shown where the base number of responses is less than 10 during the period. % is calculated as Quantity/Base number*100

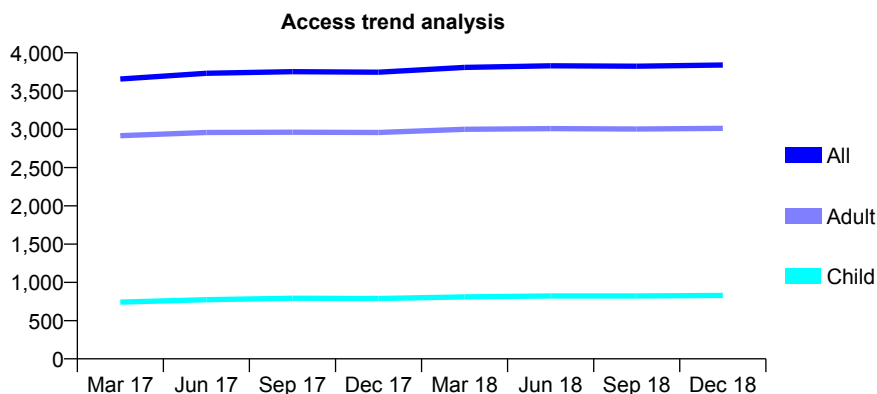
Q63 - Vital Signs At a Glance Contract Report for 192902/0001 - December 2018

Name or company name	I.J & S.C Fernandes
Contract type name	GDS Contract
Purpose of contract	General
Contract start date	17/04/2011
Contract end date	

18/19 Contracted general activity (UDA)	10,316
Carry forward general activity (UDA)	91
18/19 Contracted orthodontic activity (UOA)	0
Carry forward orthodontic activity (UOA)	0
Baseline contract value	£245,362.19

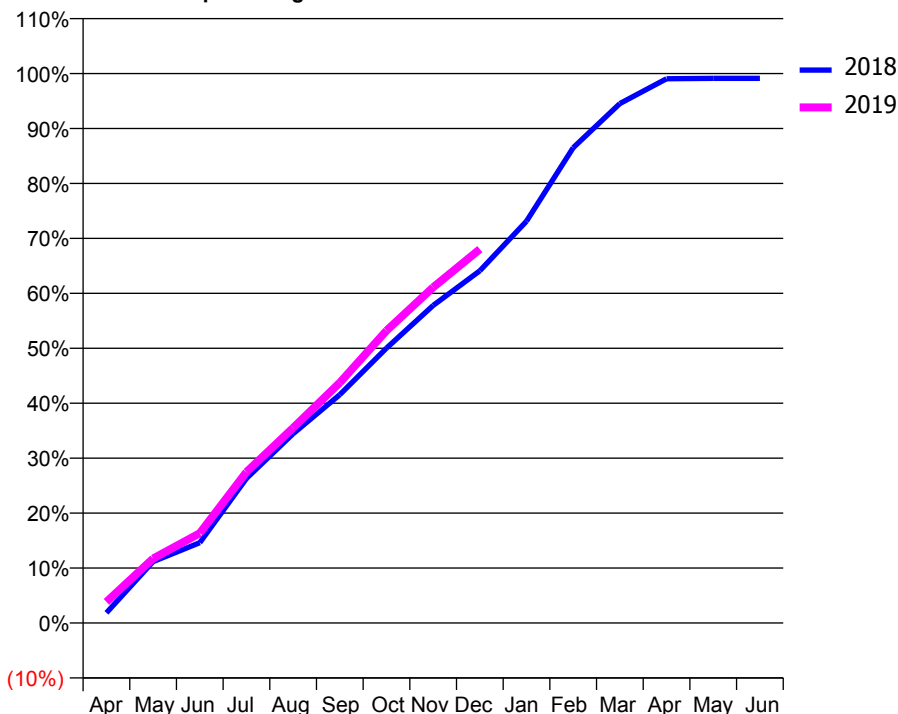
ACCESS*

Patients seen in 24 months	Total	Change since previous quarter
Quarter ending December 2017	3,747	
Quarter ending March 2018	3,810	→
Quarter ending June 2018	3,830	→
Quarter ending September 2018	3,825	→
Quarter ending December 2018	3,841	→
Variance since December 2017	2.5%	↑



ACTIVITY

Cumulative percentage of contracted UDA delivered 2018 & 2019



Month	Adjusted Scheduled Activity (UDA)	
	2018	2019
April	192	396
May	1,152	1,210
June	1,509	1,687
July	2,715	2,836
August	3,554	3,663
September	4,287	4,512
October	5,161	5,489
November	5,963	6,303
December	6,613	7,018
January	7,544	
February	8,924	
March	9,753	
April	10,219	
May	10,225	
June	10,225	

QUALITY

	Quantity	Base Number	Contract	AT	Region	England
% of FP17s for the same patient ID Re-attending within 3 months - Children	83	871	9.5%	10.2%	11.8%	11.8%
% of FP17s for the same patient ID Re-attending within 3 months - Adults	384	2,747	14.0%	15.4%	16.7%	15.6%
% of FP17s for the same patient ID Re-attending between 3 & 9 months - Children	439	871	50.4%	49.0%	48.6%	58.8%
% of FP17s for the same patient ID Re-attending between 3 & 9 months - Adults	1,303	2,747	47.4%	38.7%	39.1%	51.0%
% of FP17s for Band 1 Urgent Courses	382	3,433	11.1%	10.2%	10.6%	9.0%
% of FP17s Relating to Free Repair or Replacements	6	3,433	0.2%	0.6%	0.5%	0.8%
% of FP17s Relating to Continuations	42	3,433	1.2%	0.9%	0.7%	0.9%
% of Patients satisfied with the dentistry they have received	1	1	N/A	91.8%	90.2%	93.2%
% of Patients satisfied with the time they had to wait for an appointment	1	1	N/A	87.2%	85.0%	88.3%

* This is based on patients treated on this contract for their most recent course of treatment. Figures in italics indicate the base number of FP17s or Patient Questionnaire responses are less than 100. N/A is shown where the base number of responses is less than 10 during the period. % is calculated as Quantity/Base number*100

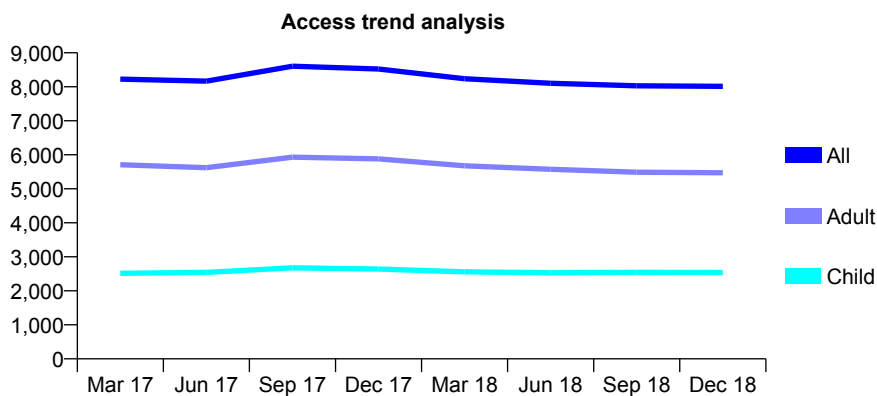
Q63 - Vital Signs At a Glance Contract Report for 192953/0001 - December 2018

Name or company name	S Cowley, R Ingham and J Angelo
Contract type name	GDS Contract
Purpose of contract	General
Contract start date	01/06/2014
Contract end date	

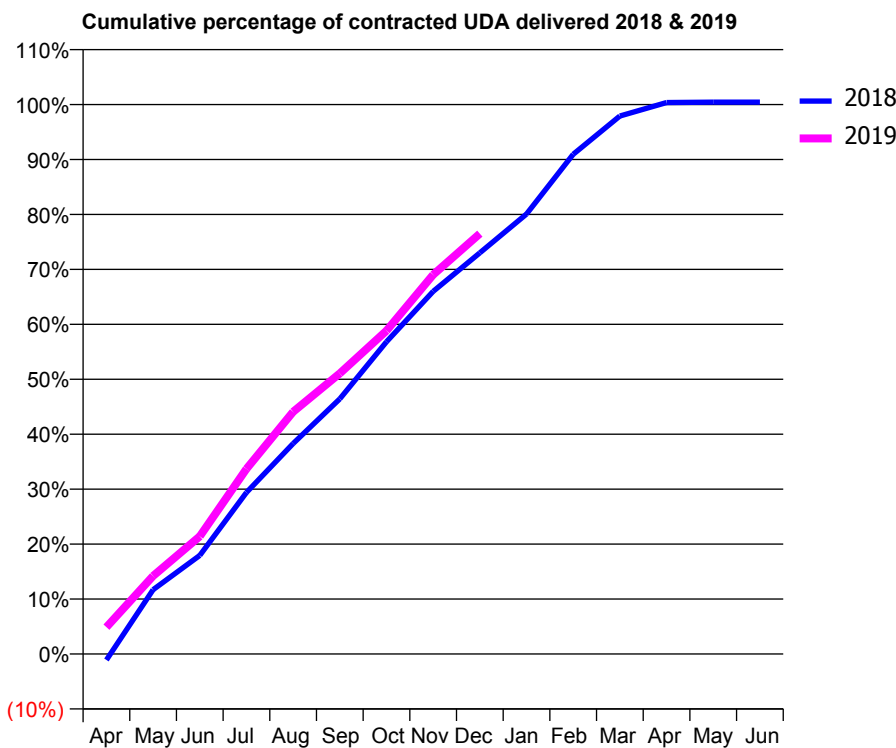
18/19 Contracted general activity (UDA)	34,739
Carry forward general activity (UDA)	-148
18/19 Contracted orthodontic activity (UOA)	0
Carry forward orthodontic activity (UOA)	0
Baseline contract value	£1,129,120.55

ACCESS*

Patients seen in 24 months	Total	Change since previous quarter
Quarter ending December 2017	8,522	
Quarter ending March 2018	8,238	↓
Quarter ending June 2018	8,105	↓
Quarter ending September 2018	8,030	→
Quarter ending December 2018	8,015	→
Variance since December 2017	(5.9%)	↓



ACTIVITY



Month	Adjusted Scheduled Activity (UDA)	
	2018	2019
April	-385	1,695
May	4,064	4,934
June	6,232	7,444
July	10,212	11,708
August	13,310	15,315
September	16,128	17,743
October	19,736	20,436
November	22,924	23,976
December	25,358	26,574
January	27,815	
February	31,589	
March	34,014	
April	34,862	
May	34,887	
June	34,887	

QUALITY

	Quantity	Base Number	Contract	AT	Region	England
% of FP17s for the same patient ID Re-attending within 3 months - Children	113	2,088	5.4%	10.2%	11.8%	11.8%
% of FP17s for the same patient ID Re-attending within 3 months - Adults	667	4,130	16.2%	15.4%	16.7%	15.6%
% of FP17s for the same patient ID Re-attending between 3 & 9 months - Children	756	2,088	36.2%	49.0%	48.6%	58.8%
% of FP17s for the same patient ID Re-attending between 3 & 9 months - Adults	1,278	4,130	30.9%	38.7%	39.1%	51.0%
% of FP17s for Band 1 Urgent Courses	336	6,014	5.6%	10.2%	10.6%	9.0%
% of FP17s Relating to Free Repair or Replacements	56	6,014	0.9%	0.6%	0.5%	0.8%
% of FP17s Relating to Continuations	161	6,014	2.7%	0.9%	0.7%	0.9%
% of Patients satisfied with the dentistry they have received	1	1	N/A	91.8%	90.2%	93.2%
% of Patients satisfied with the time they had to wait for an appointment	0	1	N/A	87.2%	85.0%	88.3%

* This is based on patients treated on this contract for their most recent course of treatment. Figures in italics indicate the base number of FP17s or Patient Questionnaire responses are less than 100. N/A is shown where the base number of responses is less than 10 during the period. % is calculated as Quantity/Base number*100

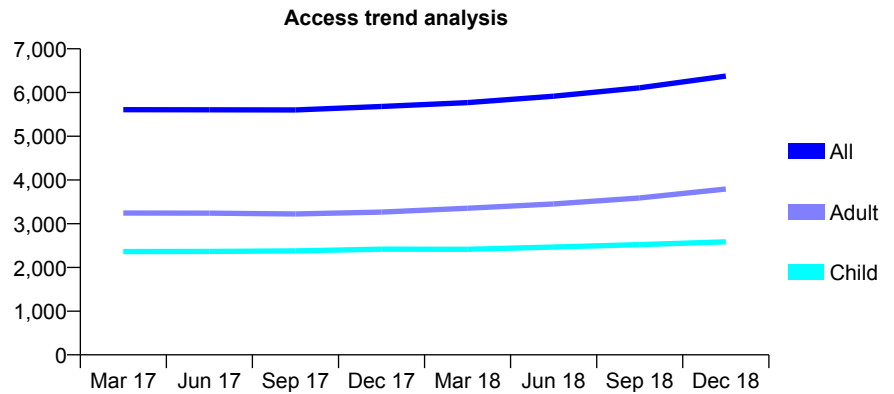
Q63 - Vital Signs At a Glance Contract Report for 193674/0001 - December 2018

Name or company name	Mr Nicholas Patsias, Ms Alexandra Sayer a
Contract type name	GDS Contract
Purpose of contract	General
Contract start date	02/01/2010
Contract end date	

18/19 Contracted general activity (UDA)	13,211
Carry forward general activity (UDA)	-261
18/19 Contracted orthodontic activity (UOA)	0
Carry forward orthodontic activity (UOA)	0
Baseline contract value	£341,927.63

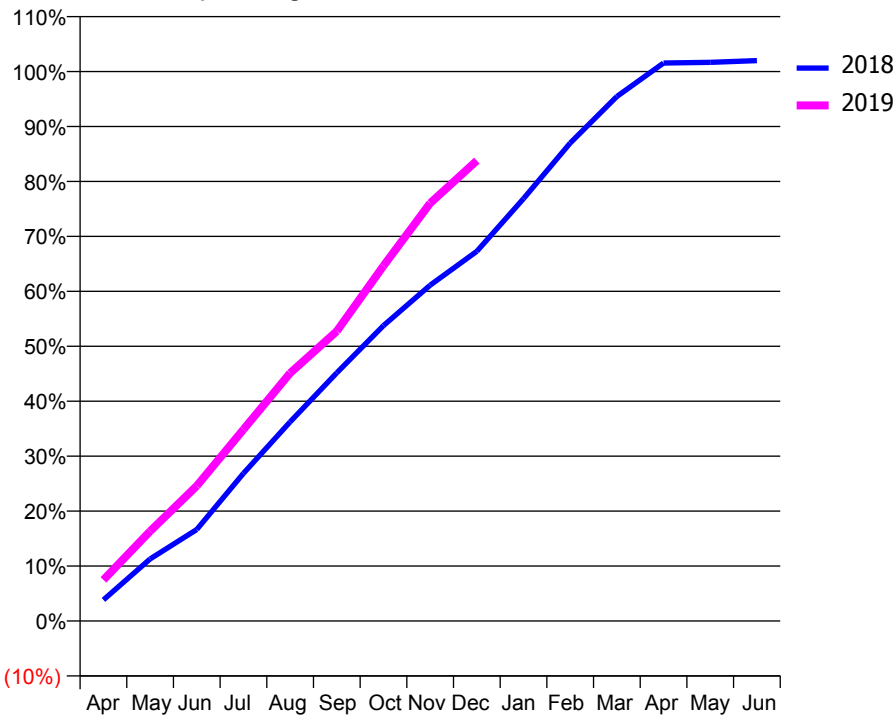
ACCESS*

Patients seen in 24 months	Total	Change since previous quarter
Quarter ending December 2017	5,681	
Quarter ending March 2018	5,770	→
Quarter ending June 2018	5,917	↑
Quarter ending September 2018	6,109	↑
Quarter ending December 2018	6,377	↑
Variance since December 2017	12.3%	↑



ACTIVITY

Cumulative percentage of contracted UDA delivered 2018 & 2019



Month	Adjusted Scheduled Activity (UDA)	
	2018	2019
April	507	990
May	1,494	2,159
June	2,202	3,249
July	3,550	4,604
August	4,789	5,960
September	5,968	6,969
October	7,103	8,538
November	8,074	10,046
December	8,887	11,067
January	10,155	
February	11,492	
March	12,611	
April	13,414	
May	13,432	
June	13,472	

QUALITY

	Quantity	Base Number	Contract	AT	Region	England
% of FP17s for the same patient ID Re-attending within 3 months - Children	199	2,771	7.2%	10.2%	11.8%	11.8%
% of FP17s for the same patient ID Re-attending within 3 months - Adults	588	3,632	16.2%	15.4%	16.7%	15.6%
% of FP17s for the same patient ID Re-attending between 3 & 9 months - Children	1,561	2,771	56.3%	49.0%	48.6%	58.8%
% of FP17s for the same patient ID Re-attending between 3 & 9 months - Adults	1,470	3,632	40.5%	38.7%	39.1%	51.0%
% of FP17s for Band 1 Urgent Courses	787	5,925	13.3%	10.2%	10.6%	9.0%
% of FP17s Relating to Free Repair or Replacements	18	5,925	0.3%	0.6%	0.5%	0.8%
% of FP17s Relating to Continuations	7	5,925	0.1%	0.9%	0.7%	0.9%
% of Patients satisfied with the dentistry they have received	1	1	N/A	91.8%	90.2%	93.2%
% of Patients satisfied with the time they had to wait for an appointment	1	1	N/A	87.2%	85.0%	88.3%

* This is based on patients treated on this contract for their most recent course of treatment. Figures in italics indicate the base number of FP17s or Patient Questionnaire responses are less than 100. N/A is shown where the base number of responses is less than 10 during the period. % is calculated as Quantity/Base number*100

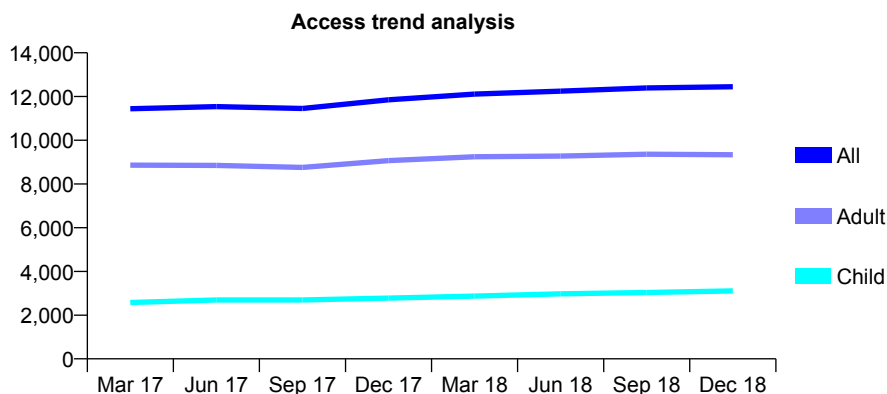
Q63 - Vital Signs At a Glance Contract Report for 193984/0001 - December 2018

Name or company name	Jayesh Kotecha
Contract type name	GDS Contract
Purpose of contract	General
Contract start date	01/04/2013
Contract end date	

18/19 Contracted general activity (UDA)	31,588
Carry forward general activity (UDA)	-632
18/19 Contracted orthodontic activity (UOA)	0
Carry forward orthodontic activity (UOA)	0
Baseline contract value	£875,132.70

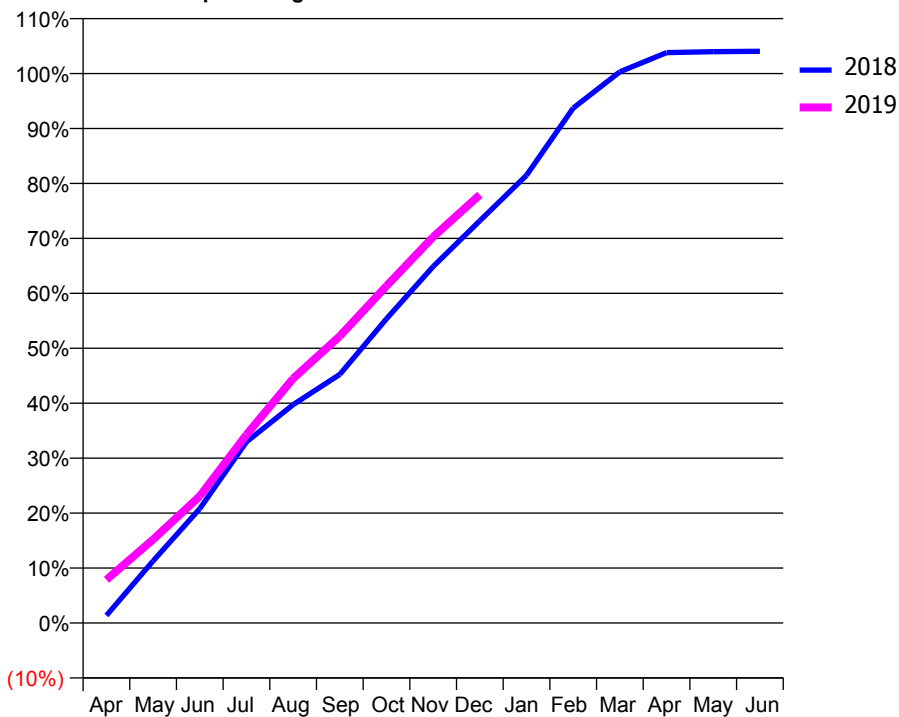
ACCESS*

Patients seen in 24 months	Total	Change since previous quarter
Quarter ending December 2017	11,849	
Quarter ending March 2018	12,115	↑
Quarter ending June 2018	12,248	→
Quarter ending September 2018	12,392	→
Quarter ending December 2018	12,445	→
Variance since December 2017	5.0%	↑



ACTIVITY

Cumulative percentage of contracted UDA delivered 2018 & 2019



Month	Adjusted Scheduled Activity (UDA)	
	2018	2019
April	430	2,485
May	3,572	4,800
June	6,575	7,296
July	10,416	10,824
August	12,555	14,056
September	14,295	16,495
October	17,492	19,375
November	20,497	22,198
December	23,119	24,616
January	25,740	
February	29,603	
March	31,682	
April	32,785	
May	32,844	
June	32,869	

QUALITY

	Quantity	Base Number	Contract	AT	Region	England
% of FP17s for the same patient ID Re-attending within 3 months - Children	176	3,077	5.7%	10.2%	11.8%	11.8%
% of FP17s for the same patient ID Re-attending within 3 months - Adults	607	6,560	9.3%	15.4%	16.7%	15.6%
% of FP17s for the same patient ID Re-attending between 3 & 9 months - Children	1,492	3,077	48.5%	49.0%	48.6%	58.8%
% of FP17s for the same patient ID Re-attending between 3 & 9 months - Adults	2,345	6,560	35.7%	38.7%	39.1%	51.0%
% of FP17s for Band 1 Urgent Courses	791	8,908	8.9%	10.2%	10.6%	9.0%
% of FP17s Relating to Free Repair or Replacements	42	8,908	0.5%	0.6%	0.5%	0.8%
% of FP17s Relating to Continuations	11	8,908	0.1%	0.9%	0.7%	0.9%
% of Patients satisfied with the dentistry they have received	2	2	N/A	91.8%	90.2%	93.2%
% of Patients satisfied with the time they had to wait for an appointment	2	2	N/A	87.2%	85.0%	88.3%

* This is based on patients treated on this contract for their most recent course of treatment. Figures in italics indicate the base number of FP17s or Patient Questionnaire responses are less than 100. N/A is shown where the base number of responses is less than 10 during the period. % is calculated as Quantity/Base number*100

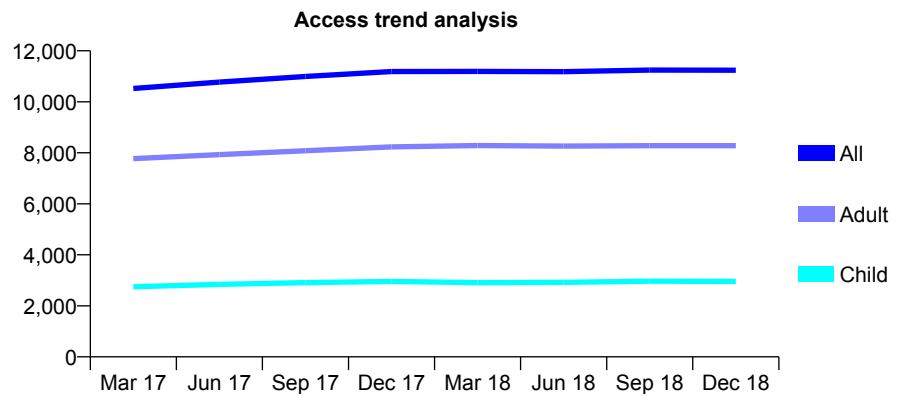
Q63 - Vital Signs At a Glance Contract Report for 194670/0001 - December 2018

Name or company name	The Family Dental Practice
Contract type name	GDS Contract
Purpose of contract	General
Contract start date	01/04/2008
Contract end date	

18/19 Contracted general activity (UDA)	40,022
Carry forward general activity (UDA)	0
18/19 Contracted orthodontic activity (UOA)	0
Carry forward orthodontic activity (UOA)	0
Baseline contract value	£1,026,125.68

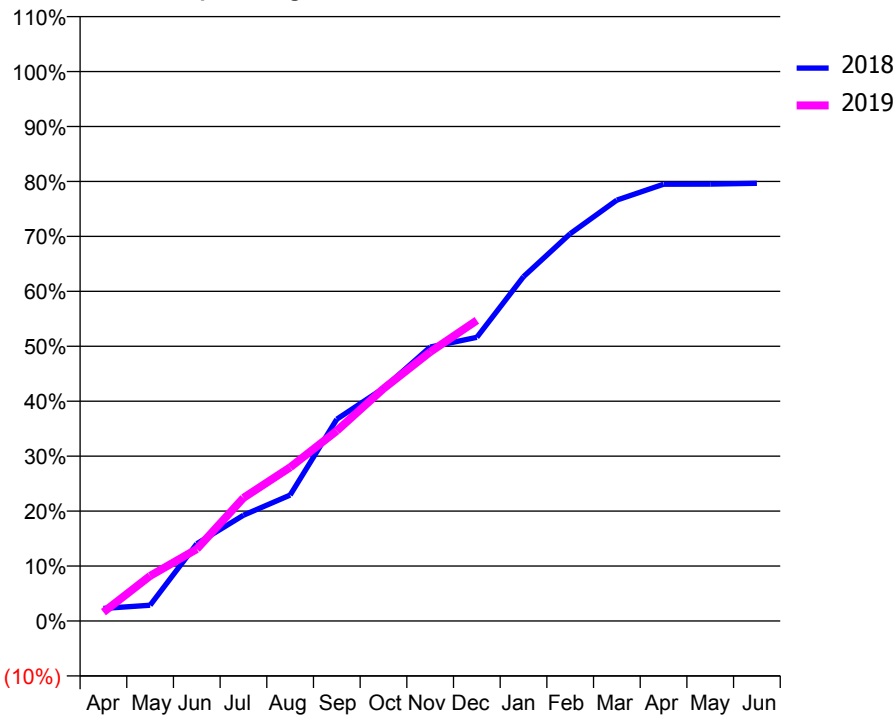
ACCESS*

Patients seen in 24 months	Total	Change since previous quarter
Quarter ending December 2017	11,188	
Quarter ending March 2018	11,192	→
Quarter ending June 2018	11,182	→
Quarter ending September 2018	11,245	→
Quarter ending December 2018	11,237	→
Variance since December 2017	0.4%	→



ACTIVITY

Cumulative percentage of contracted UDA delivered 2018 & 2019



Month	Adjusted Scheduled Activity (UDA)	
	2018	2019
April	915	643
May	1,149	3,283
June	5,630	5,240
July	7,711	8,973
August	9,175	11,192
September	14,696	13,852
October	16,949	16,923
November	19,952	19,595
December	20,665	21,900
January	25,080	
February	28,210	
March	30,660	
April	31,808	
May	31,825	
June	31,878	

QUALITY

	Quantity	Base Number	Contract	AT	Region	England
% of FP17s for the same patient ID Re-attending within 3 months - Children	229	3,287	7.0%	10.2%	11.8%	11.8%
% of FP17s for the same patient ID Re-attending within 3 months - Adults	1,370	8,704	15.7%	15.4%	16.7%	15.6%
% of FP17s for the same patient ID Re-attending between 3 & 9 months - Children	2,041	3,287	62.1%	49.0%	48.6%	58.8%
% of FP17s for the same patient ID Re-attending between 3 & 9 months - Adults	4,957	8,704	57.0%	38.7%	39.1%	51.0%
% of FP17s for Band 1 Urgent Courses	1,071	10,623	10.1%	10.2%	10.6%	9.0%
% of FP17s Relating to Free Repair or Replacements	61	10,623	0.6%	0.6%	0.5%	0.8%
% of FP17s Relating to Continuations	93	10,623	0.9%	0.9%	0.7%	0.9%
% of Patients satisfied with the dentistry they have received	2	2	N/A	91.8%	90.2%	93.2%
% of Patients satisfied with the time they had to wait for an appointment	2	2	N/A	87.2%	85.0%	88.3%

* This is based on patients treated on this contract for their most recent course of treatment. Figures in italics indicate the base number of FP17s or Patient Questionnaire responses are less than 100. N/A is shown where the base number of responses is less than 10 during the period. % is calculated as Quantity/Base number*100

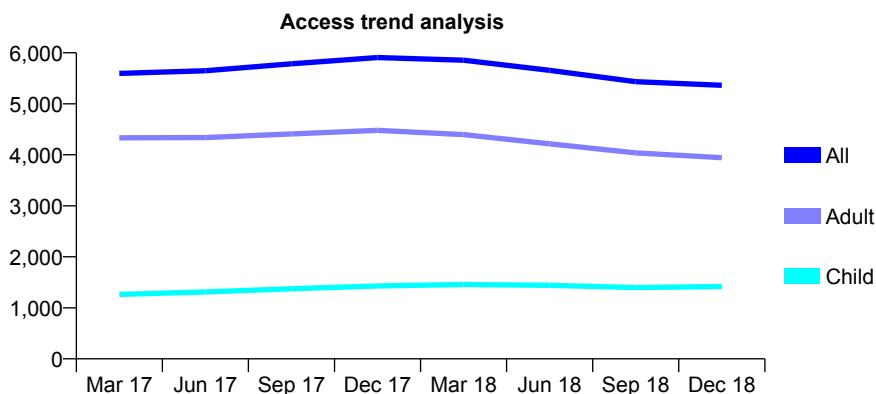
Q63 - Vital Signs At a Glance Contract Report for 194786/0001 - December 2018

Name or company name	Mitcham International Dental Centre
Contract type name	GDS Contract
Purpose of contract	General
Contract start date	01/01/2015
Contract end date	

18/19 Contracted general activity (UDA)	22,178
Carry forward general activity (UDA)	-272
18/19 Contracted orthodontic activity (UOA)	0
Carry forward orthodontic activity (UOA)	0
Baseline contract value	£612,172.24

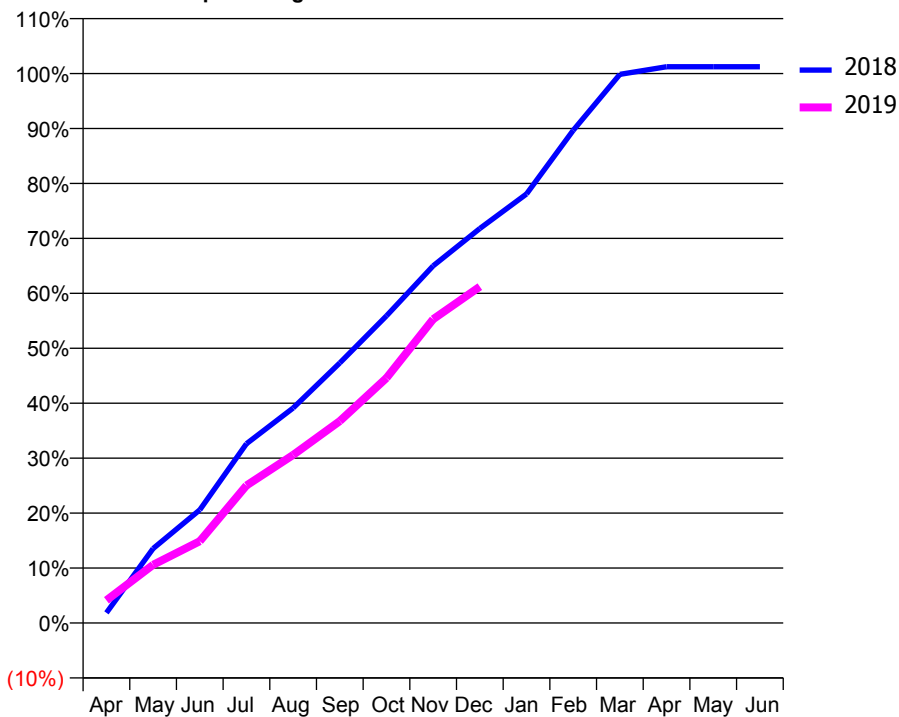
ACCESS*

Patients seen in 24 months	Total	Change since previous quarter
Quarter ending December 2017	5,908	
Quarter ending March 2018	5,854	→
Quarter ending June 2018	5,657	↓
Quarter ending September 2018	5,435	↓
Quarter ending December 2018	5,363	↓
Variance since December 2017	(9.2%)	↓



ACTIVITY

Cumulative percentage of contracted UDA delivered 2018 & 2019



Month	Adjusted Scheduled Activity (UDA)	
	2018	2019
April	412	917
May	3,004	2,347
June	4,569	3,300
July	7,238	5,549
August	8,678	6,782
September	10,496	8,149
October	12,400	9,892
November	14,414	12,263
December	15,923	13,577
January	17,316	
February	19,883	
March	22,145	
April	22,453	
May	22,450	
June	22,450	

QUALITY

	Quantity	Base Number	Contract	AT	Region	England
% of FP17s for the same patient ID Re-attending within 3 months - Children	72	1,162	6.2%	10.2%	11.8%	11.8%
% of FP17s for the same patient ID Re-attending within 3 months - Adults	197	2,648	7.4%	15.4%	16.7%	15.6%
% of FP17s for the same patient ID Re-attending between 3 & 9 months - Children	551	1,162	47.4%	49.0%	48.6%	58.8%
% of FP17s for the same patient ID Re-attending between 3 & 9 months - Adults	1,252	2,648	47.3%	38.7%	39.1%	51.0%
% of FP17s for Band 1 Urgent Courses	138	3,697	3.7%	10.2%	10.6%	9.0%
% of FP17s Relating to Free Repair or Replacements	11	3,697	0.3%	0.6%	0.5%	0.8%
% of FP17s Relating to Continuations	1	3,697	0.0%	0.9%	0.7%	0.9%
% of Patients satisfied with the dentistry they have received	2	2	N/A	91.8%	90.2%	93.2%
% of Patients satisfied with the time they had to wait for an appointment	1	2	N/A	87.2%	85.0%	88.3%

* This is based on patients treated on this contract for their most recent course of treatment. Figures in italics indicate the base number of FP17s or Patient Questionnaire responses are less than 100. N/A is shown where the base number of responses is less than 10 during the period. % is calculated as Quantity/Base number*100

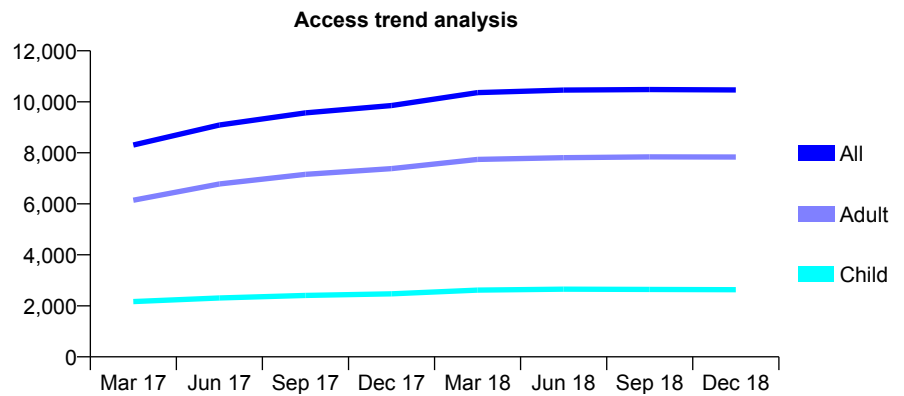
Q63 - Vital Signs At a Glance Contract Report for 195316/0002 - December 2018

Name or company name	MISS AR PATEL
Contract type name	GDS Contract
Purpose of contract	General
Contract start date	01/02/2014
Contract end date	

18/19 Contracted general activity (UDA)	29,751
Carry forward general activity (UDA)	0
18/19 Contracted orthodontic activity (UOA)	0
Carry forward orthodontic activity (UOA)	0
Baseline contract value	£851,593.22

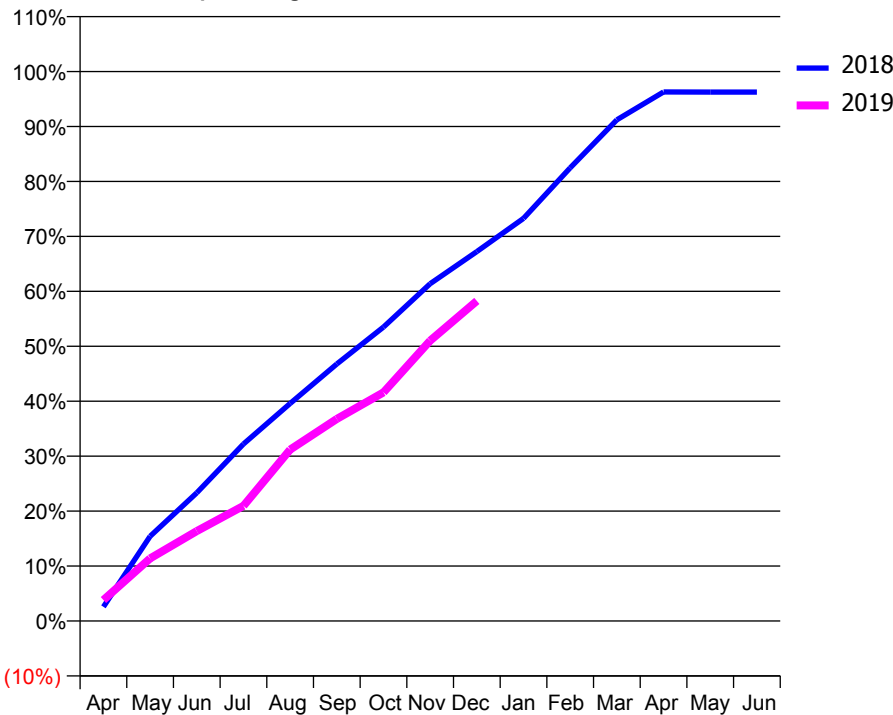
ACCESS*

Patients seen in 24 months	Total	Change since previous quarter
Quarter ending December 2017	9,851	
Quarter ending March 2018	10,359	↑
Quarter ending June 2018	10,459	→
Quarter ending September 2018	10,483	→
Quarter ending December 2018	10,465	→
Variance since December 2017	6.2%	↑



ACTIVITY

Cumulative percentage of contracted UDA delivered 2018 & 2019



Month	Adjusted Scheduled Activity (UDA)	
	2018	2019
April	766	1,135
May	4,591	3,393
June	6,944	4,872
July	9,582	6,237
August	11,780	9,284
September	13,914	10,939
October	15,914	12,375
November	18,263	15,183
December	20,002	17,328
January	21,796	
February	24,533	
March	27,139	
April	28,646	
May	28,636	
June	28,637	

QUALITY

	Quantity	Base Number	Contract	AT	Region	England
% of FP17s for the same patient ID Re-attending within 3 months - Children	202	2,903	7.0%	10.2%	11.8%	11.8%
% of FP17s for the same patient ID Re-attending within 3 months - Adults	980	7,209	13.6%	15.4%	16.7%	15.6%
% of FP17s for the same patient ID Re-attending between 3 & 9 months - Children	1,862	2,903	64.1%	49.0%	48.6%	58.8%
% of FP17s for the same patient ID Re-attending between 3 & 9 months - Adults	3,736	7,209	51.8%	38.7%	39.1%	51.0%
% of FP17s for Band 1 Urgent Courses	818	8,915	9.2%	10.2%	10.6%	9.0%
% of FP17s Relating to Free Repair or Replacements	21	8,915	0.2%	0.6%	0.5%	0.8%
% of FP17s Relating to Continuations	26	8,915	0.3%	0.9%	0.7%	0.9%
% of Patients satisfied with the dentistry they have received	4	5	N/A	91.8%	90.2%	93.2%
% of Patients satisfied with the time they had to wait for an appointment	5	5	N/A	87.2%	85.0%	88.3%

* This is based on patients treated on this contract for their most recent course of treatment. Figures in italics indicate the base number of FP17s or Patient Questionnaire responses are less than 100. N/A is shown where the base number of responses is less than 10 during the period. % is calculated as Quantity/Base number*100

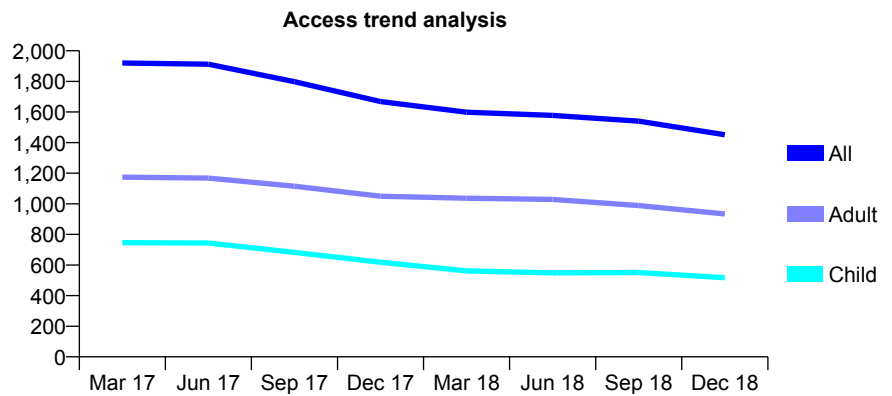
Q63 - Vital Signs At a Glance Contract Report for 195316/0003 - December 2018

Name or company name	MISS AR PATEL
Contract type name	GDS Contract
Purpose of contract	General
Contract start date	01/02/2014
Contract end date	

18/19 Contracted general activity (UDA)	3,846
Carry forward general activity (UDA)	17
18/19 Contracted orthodontic activity (UOA)	0
Carry forward orthodontic activity (UOA)	0
Baseline contract value	£106,625.87

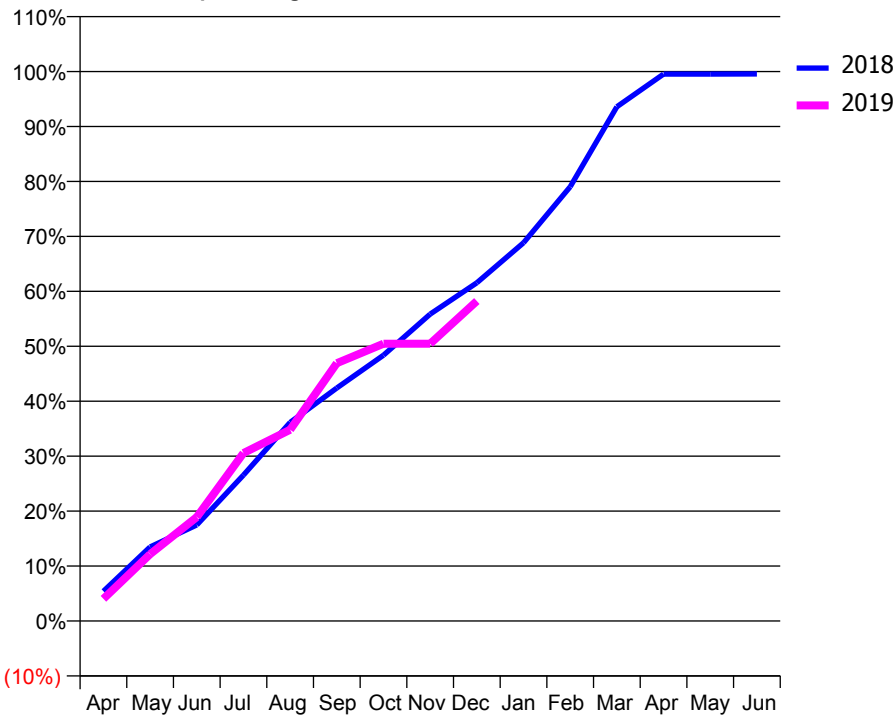
ACCESS*

Patients seen in 24 months	Total	Change since previous quarter
Quarter ending December 2017	1,668	
Quarter ending March 2018	1,599	↓
Quarter ending June 2018	1,578	↓
Quarter ending September 2018	1,540	↓
Quarter ending December 2018	1,451	↓
Variance since December 2017	(13.0%)	↓



ACTIVITY

Cumulative percentage of contracted UDA delivered 2018 & 2019



Adjusted Scheduled Activity (UDA)		
Month	2018	2019
April	209	155
May	519	468
June	672	727
July	1,021	1,176
August	1,390	1,339
September	1,631	1,805
October	1,861	1,941
November	2,148	1,941
December	2,367	2,240
January	2,647	
February	3,040	
March	3,599	
April	3,828	
May	3,828	
June	3,829	

QUALITY

	Quantity	Base Number	Contract	AT	Region	England
% of FP17s for the same patient ID Re-attending within 3 months - Children	28	493	5.7%	10.2%	11.8%	11.8%
% of FP17s for the same patient ID Re-attending within 3 months - Adults	86	692	12.4%	15.4%	16.7%	15.6%
% of FP17s for the same patient ID Re-attending between 3 & 9 months - Children	323	493	65.5%	49.0%	48.6%	58.8%
% of FP17s for the same patient ID Re-attending between 3 & 9 months - Adults	360	692	52.0%	38.7%	39.1%	51.0%
% of FP17s for Band 1 Urgent Courses	45	1,098	4.1%	10.2%	10.6%	9.0%
% of FP17s Relating to Free Repair or Replacements	7	1,098	0.6%	0.6%	0.5%	0.8%
% of FP17s Relating to Continuations	6	1,098	0.5%	0.9%	0.7%	0.9%
% of Patients satisfied with the dentistry they have received	0	0	N/A	91.8%	90.2%	93.2%
% of Patients satisfied with the time they had to wait for an appointment	0	0	N/A	87.2%	85.0%	88.3%

* This is based on patients treated on this contract for their most recent course of treatment. Figures in italics indicate the base number of FP17s or Patient Questionnaire responses are less than 100. N/A is shown where the base number of responses is less than 10 during the period. % is calculated as Quantity/Base number*100

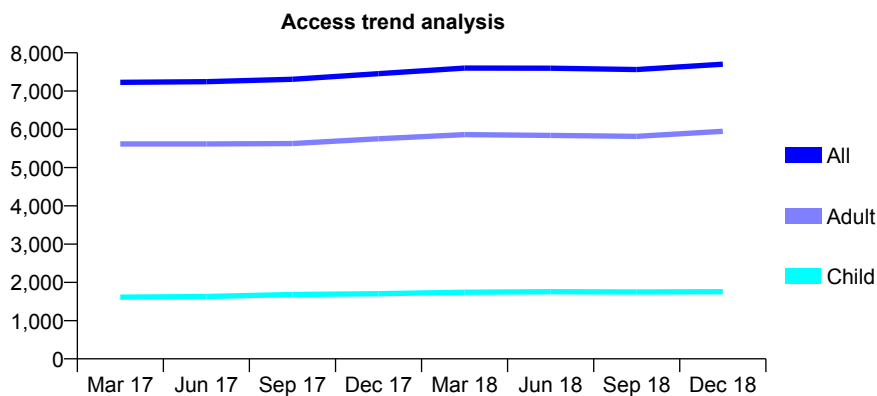
Q63 - Vital Signs At a Glance Contract Report for 196231/0001 - December 2018

Name or company name	Dr E Harunani and Dr MN Harunani
Contract type name	GDS Contract
Purpose of contract	General
Contract start date	01/12/2012
Contract end date	

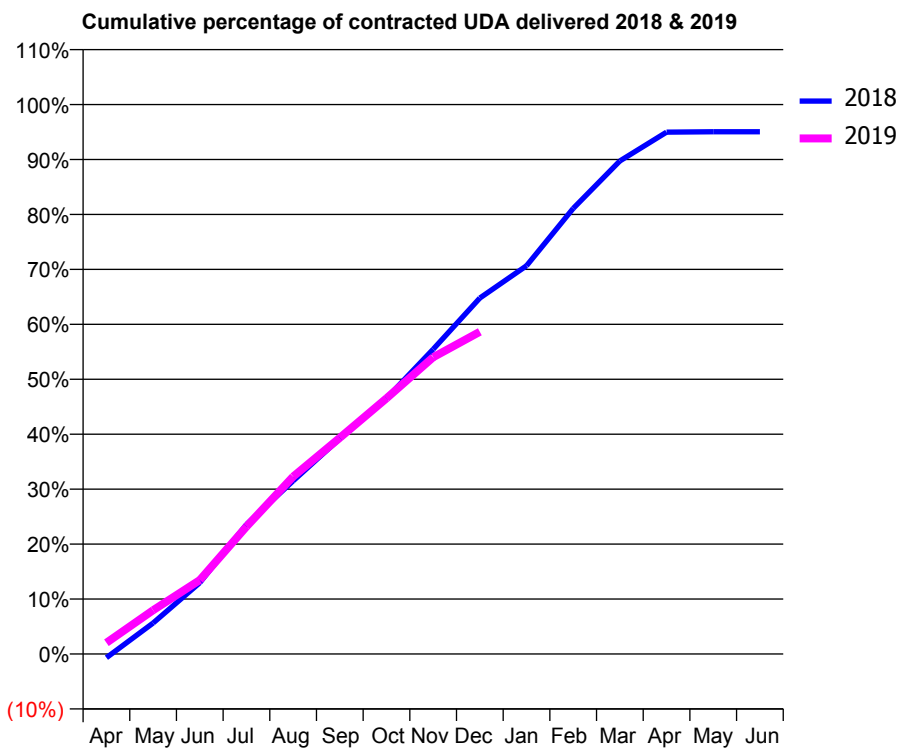
18/19 Contracted general activity (UDA)	26,306
Carry forward general activity (UDA)	180
18/19 Contracted orthodontic activity (UOA)	0
Carry forward orthodontic activity (UOA)	0
Baseline contract value	£699,586.30

ACCESS*

Patients seen in 24 months	Total	Change since previous quarter
Quarter ending December 2017	7,455	
Quarter ending March 2018	7,601	→
Quarter ending June 2018	7,596	→
Quarter ending September 2018	7,563	→
Quarter ending December 2018	7,702	→
Variance since December 2017	3.3%	↑



ACTIVITY



Month	Adjusted Scheduled Activity (UDA)	
	2018	2019
April	-181	542
May	1,486	2,100
June	3,412	3,542
July	6,199	6,098
August	8,289	8,495
September	10,314	10,352
October	12,238	12,239
November	14,590	14,205
December	17,040	15,426
January	18,584	
February	21,332	
March	23,603	
April	24,985	
May	25,003	
June	25,003	

QUALITY

	Quantity	Base Number	Contract	AT	Region	England
% of FP17s for the same patient ID Re-attending within 3 months - Children	67	1,520	4.4%	10.2%	11.8%	11.8%
% of FP17s for the same patient ID Re-attending within 3 months - Adults	407	4,303	9.5%	15.4%	16.7%	15.6%
% of FP17s for the same patient ID Re-attending between 3 & 9 months - Children	656	1,520	43.2%	49.0%	48.6%	58.8%
% of FP17s for the same patient ID Re-attending between 3 & 9 months - Adults	1,435	4,303	33.3%	38.7%	39.1%	51.0%
% of FP17s for Band 1 Urgent Courses	609	5,339	11.4%	10.2%	10.6%	9.0%
% of FP17s Relating to Free Repair or Replacements	3	5,339	0.1%	0.6%	0.5%	0.8%
% of FP17s Relating to Continuations	30	5,339	0.6%	0.9%	0.7%	0.9%
% of Patients satisfied with the dentistry they have received	3	3	N/A	91.8%	90.2%	93.2%
% of Patients satisfied with the time they had to wait for an appointment	3	3	N/A	87.2%	85.0%	88.3%

* This is based on patients treated on this contract for their most recent course of treatment. Figures in italics indicate the base number of FP17s or Patient Questionnaire responses are less than 100. N/A is shown where the base number of responses is less than 10 during the period. % is calculated as Quantity/Base number*100

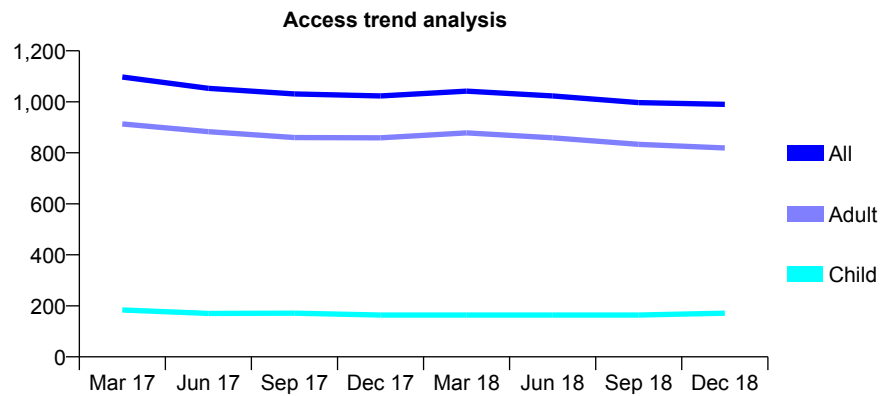
Q63 - Vital Signs At a Glance Contract Report for 196932/0001 - December 2018

Name or company name	Miss C McCarthy & Miss M McCarthy
Contract type name	GDS Contract
Purpose of contract	General
Contract start date	01/08/2010
Contract end date	

18/19 Contracted general activity (UDA)	2,200
Carry forward general activity (UDA)	-44
18/19 Contracted orthodontic activity (UOA)	0
Carry forward orthodontic activity (UOA)	0
Baseline contract value	£58,172.69

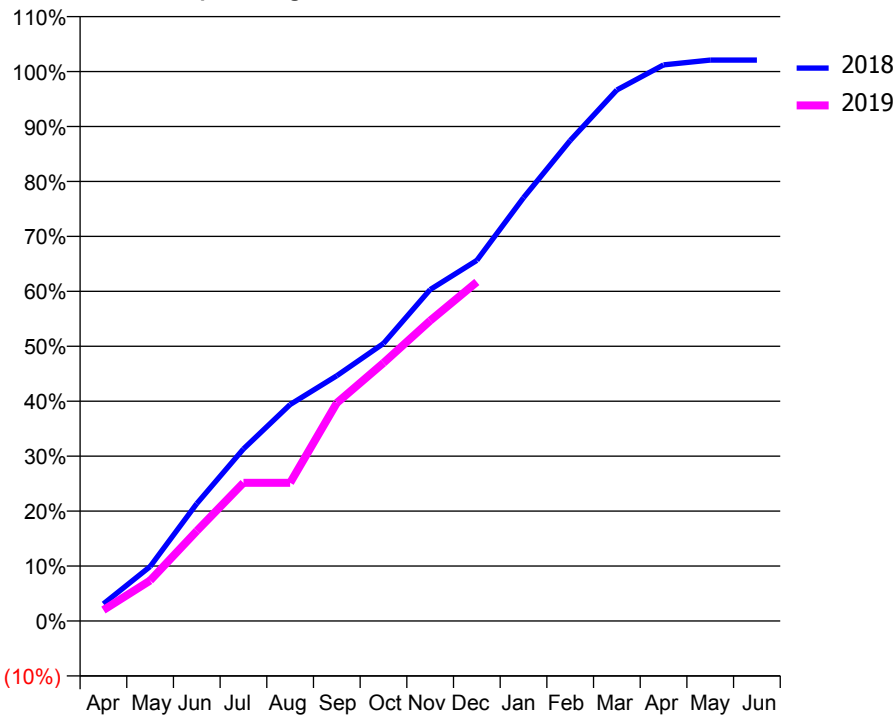
ACCESS*

Patients seen in 24 months	Total	Change since previous quarter
Quarter ending December 2017	1,023	
Quarter ending March 2018	1,042	→
Quarter ending June 2018	1,023	↓
Quarter ending September 2018	997	↓
Quarter ending December 2018	990	→
Variance since December 2017	(3.2%)	↓



ACTIVITY

Cumulative percentage of contracted UDA delivered 2018 & 2019



Month	Adjusted Scheduled Activity (UDA)	
	2018	2019
April	68	44
May	218	162
June	470	361
July	689	553
August	867	553
September	982	873
October	1,111	1,033
November	1,327	1,203
December	1,444	1,358
January	1,695	
February	1,924	
March	2,126	
April	2,227	
May	2,246	
June	2,246	

QUALITY

	Quantity	Base Number	Contract	AT	Region	England
% of FP17s for the same patient ID Re-attending within 3 months - Children	0	131	0.0%	10.2%	11.8%	11.8%
% of FP17s for the same patient ID Re-attending within 3 months - Adults	5	665	0.8%	15.4%	16.7%	15.6%
% of FP17s for the same patient ID Re-attending between 3 & 9 months - Children	47	131	35.9%	49.0%	48.6%	58.8%
% of FP17s for the same patient ID Re-attending between 3 & 9 months - Adults	404	665	60.8%	38.7%	39.1%	51.0%
% of FP17s for Band 1 Urgent Courses	33	744	4.4%	10.2%	10.6%	9.0%
% of FP17s Relating to Free Repair or Replacements	0	744	0.0%	0.6%	0.5%	0.8%
% of FP17s Relating to Continuations	0	744	0.0%	0.9%	0.7%	0.9%
% of Patients satisfied with the dentistry they have received	0	0	N/A	91.8%	90.2%	93.2%
% of Patients satisfied with the time they had to wait for an appointment	0	0	N/A	87.2%	85.0%	88.3%

* This is based on patients treated on this contract for their most recent course of treatment. Figures in italics indicate the base number of FP17s or Patient Questionnaire responses are less than 100. N/A is shown where the base number of responses is less than 10 during the period. % is calculated as Quantity/Base number*100

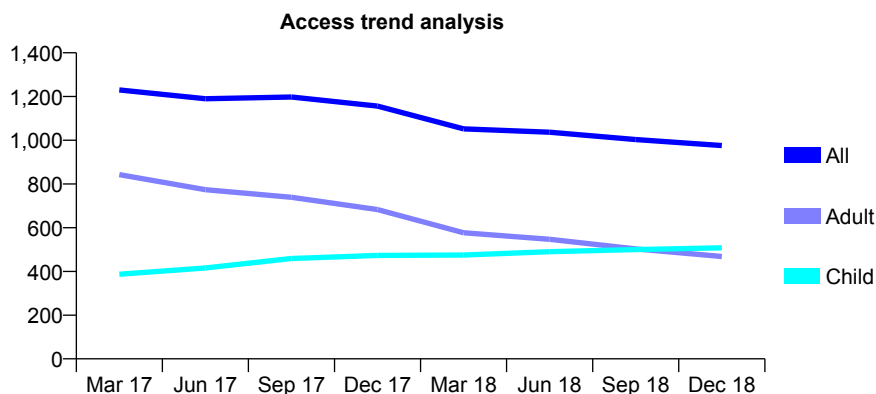
Q63 - Vital Signs At a Glance Contract Report for 198544/0001 - December 2018

Name or company name	Dr Zuleyha Cetinkaya DUZGUNOGLU
Contract type name	GDS Contract
Purpose of contract	General
Contract start date	01/06/2014
Contract end date	

18/19 Contracted general activity (UDA)	2,200
Carry forward general activity (UDA)	-7
18/19 Contracted orthodontic activity (UOA)	0
Carry forward orthodontic activity (UOA)	0
Baseline contract value	£72,015.90

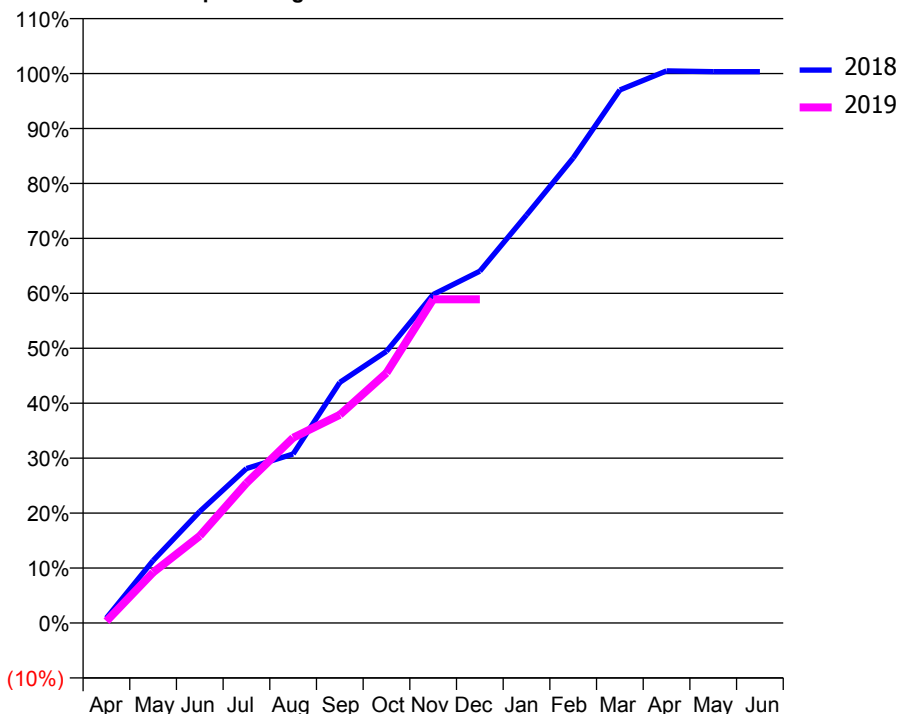
ACCESS*

Patients seen in 24 months	Total	Change since previous quarter
Quarter ending December 2017	1,156	
Quarter ending March 2018	1,052	↓
Quarter ending June 2018	1,037	↓
Quarter ending September 2018	1,003	↓
Quarter ending December 2018	976	↓
Variance since December 2017	(15.6%)	↓



ACTIVITY

Cumulative percentage of contracted UDA delivered 2018 & 2019



Month	Adjusted Scheduled Activity (UDA)	
	2018	2019
April	20	7
May	250	202
June	447	349
July	618	560
August	677	742
September	963	833
October	1,088	1,001
November	1,315	1,296
December	1,409	1,296
January	1,634	
February	1,862	
March	2,134	
April	2,210	
May	2,207	
June	2,207	

QUALITY

	Quantity	Base Number	Contract	AT	Region	England
% of FP17s for the same patient ID Re-attending within 3 months - Children	32	493	6.5%	10.2%	11.8%	11.8%
% of FP17s for the same patient ID Re-attending within 3 months - Adults	31	365	8.5%	15.4%	16.7%	15.6%
% of FP17s for the same patient ID Re-attending between 3 & 9 months - Children	276	493	56.0%	49.0%	48.6%	58.8%
% of FP17s for the same patient ID Re-attending between 3 & 9 months - Adults	179	365	49.0%	38.7%	39.1%	51.0%
% of FP17s for Band 1 Urgent Courses	46	812	5.7%	10.2%	10.6%	9.0%
% of FP17s Relating to Free Repair or Replacements	0	812	0.0%	0.6%	0.5%	0.8%
% of FP17s Relating to Continuations	4	812	0.5%	0.9%	0.7%	0.9%
% of Patients satisfied with the dentistry they have received	1	1	N/A	91.8%	90.2%	93.2%
% of Patients satisfied with the time they had to wait for an appointment	1	1	N/A	87.2%	85.0%	88.3%

* This is based on patients treated on this contract for their most recent course of treatment. Figures in italics indicate the base number of FP17s or Patient Questionnaire responses are less than 100. N/A is shown where the base number of responses is less than 10 during the period. % is calculated as Quantity/Base number*100

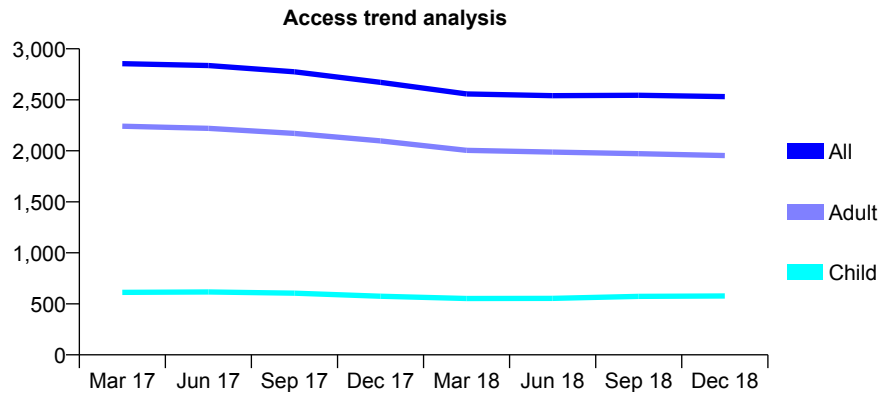
Q63 - Vital Signs At a Glance Contract Report for 198897/0001 - December 2018

Name or company name	Dr D Patel and Dr K Patel
Contract type name	GDS Contract
Purpose of contract	General
Contract start date	01/11/2013
Contract end date	

18/19 Contracted general activity (UDA)	13,000
Carry forward general activity (UDA)	0
18/19 Contracted orthodontic activity (UOA)	0
Carry forward orthodontic activity (UOA)	0
Baseline contract value	£338,661.14

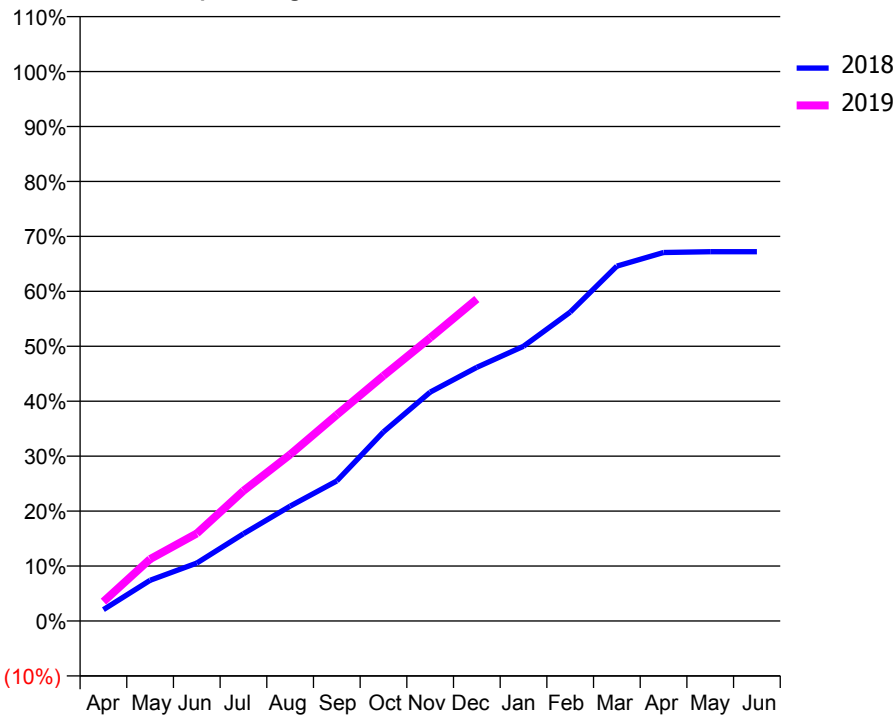
ACCESS*

Patients seen in 24 months	Total	Change since previous quarter
Quarter ending December 2017	2,671	
Quarter ending March 2018	2,557	↓
Quarter ending June 2018	2,541	→
Quarter ending September 2018	2,545	→
Quarter ending December 2018	2,531	→
Variance since December 2017	(5.2%)	↓



ACTIVITY

Cumulative percentage of contracted UDA delivered 2018 & 2019



Month	Adjusted Scheduled Activity (UDA)	
	2018	2019
April	271	459
May	963	1,466
June	1,372	2,072
July	2,066	3,081
August	2,719	3,938
September	3,315	4,880
October	4,474	5,802
November	5,417	6,699
December	6,003	7,618
January	6,500	
February	7,308	
March	8,397	
April	8,719	
May	8,735	
June	8,735	

QUALITY

	Quantity	Base Number	Contract	AT	Region	England
% of FP17s for the same patient ID Re-attending within 3 months - Children	42	502	8.4%	10.2%	11.8%	11.8%
% of FP17s for the same patient ID Re-attending within 3 months - Adults	294	1,562	18.8%	15.4%	16.7%	15.6%
% of FP17s for the same patient ID Re-attending between 3 & 9 months - Children	173	502	34.5%	49.0%	48.6%	58.8%
% of FP17s for the same patient ID Re-attending between 3 & 9 months - Adults	501	1,562	32.1%	38.7%	39.1%	51.0%
% of FP17s for Band 1 Urgent Courses	151	1,970	7.7%	10.2%	10.6%	9.0%
% of FP17s Relating to Free Repair or Replacements	24	1,970	1.2%	0.6%	0.5%	0.8%
% of FP17s Relating to Continuations	110	1,970	5.6%	0.9%	0.7%	0.9%
% of Patients satisfied with the dentistry they have received	0	1	N/A	91.8%	90.2%	93.2%
% of Patients satisfied with the time they had to wait for an appointment	0	1	N/A	87.2%	85.0%	88.3%

* This is based on patients treated on this contract for their most recent course of treatment. Figures in italics indicate the base number of FP17s or Patient Questionnaire responses are less than 100. N/A is shown where the base number of responses is less than 10 during the period. % is calculated as Quantity/Base number*100

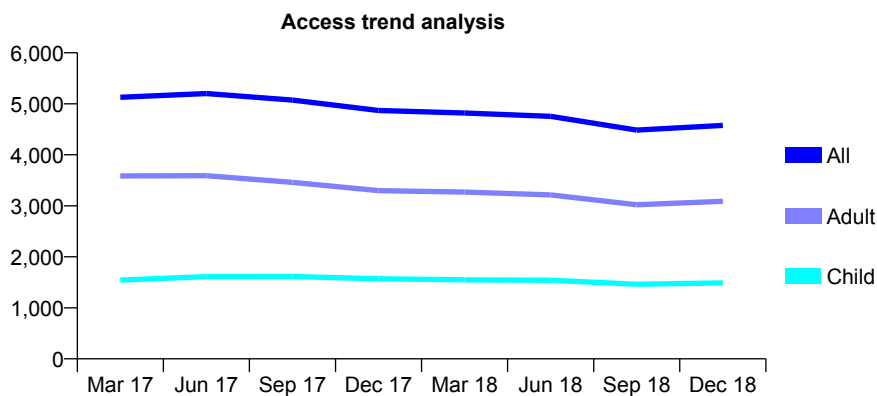
Q63 - Vital Signs At a Glance Contract Report for 198943/0001 - December 2018

Name or company name	P S Photay & Associates
Contract type name	GDS Contract
Purpose of contract	General
Contract start date	01/10/2013
Contract end date	

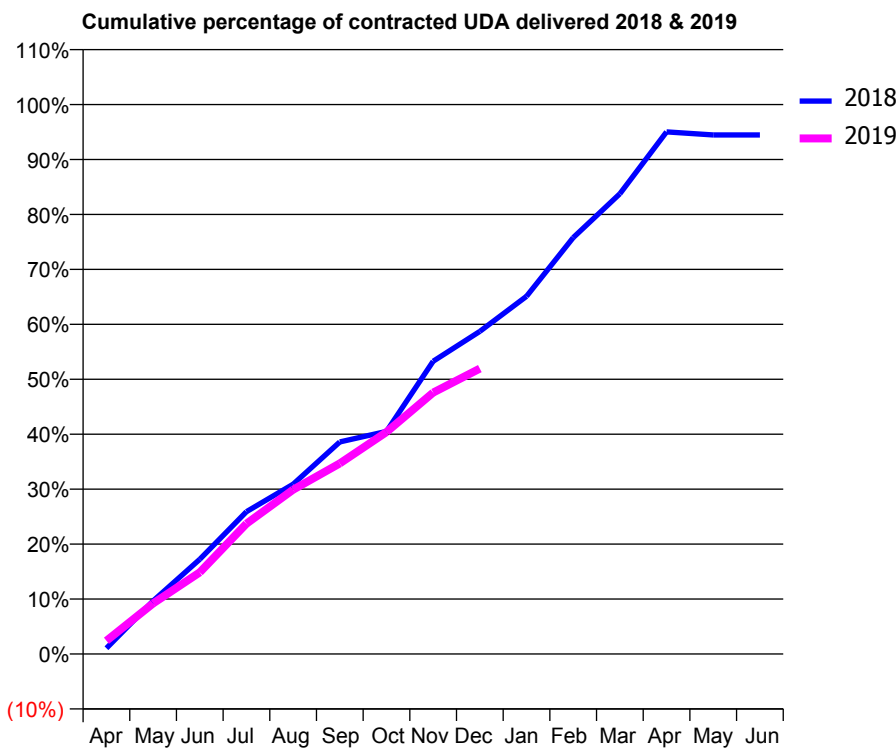
18/19 Contracted general activity (UDA)	16,824
Carry forward general activity (UDA)	0
18/19 Contracted orthodontic activity (UOA)	0
Carry forward orthodontic activity (UOA)	0
Baseline contract value	£442,356.43

ACCESS*

Patients seen in 24 months	Total	Change since previous quarter
Quarter ending December 2017	4,869	
Quarter ending March 2018	4,820	↓
Quarter ending June 2018	4,755	↓
Quarter ending September 2018	4,485	↓
Quarter ending December 2018	4,576	↑
Variance since December 2017	(6.0%)	↓



ACTIVITY



Month	Adjusted Scheduled Activity (UDA)	
	2018	2019
April	178	405
May	1,626	1,549
June	2,902	2,502
July	4,359	3,989
August	5,200	5,031
September	6,492	5,834
October	6,815	6,796
November	8,963	8,003
December	9,877	8,738
January	10,951	
February	12,747	
March	14,090	
April	15,984	
May	15,891	
June	15,890	

QUALITY

	Quantity	Base Number	Contract	AT	Region	England
% of FP17s for the same patient ID Re-attending within 3 months - Children	80	1,094	7.3%	10.2%	11.8%	11.8%
% of FP17s for the same patient ID Re-attending within 3 months - Adults	334	2,009	16.6%	15.4%	16.7%	15.6%
% of FP17s for the same patient ID Re-attending between 3 & 9 months - Children	486	1,094	44.4%	49.0%	48.6%	58.8%
% of FP17s for the same patient ID Re-attending between 3 & 9 months - Adults	639	2,009	31.8%	38.7%	39.1%	51.0%
% of FP17s for Band 1 Urgent Courses	344	2,696	12.8%	10.2%	10.6%	9.0%
% of FP17s Relating to Free Repair or Replacements	1	2,696	0.0%	0.6%	0.5%	0.8%
% of FP17s Relating to Continuations	50	2,696	1.9%	0.9%	0.7%	0.9%
% of Patients satisfied with the dentistry they have received	0	0	N/A	91.8%	90.2%	93.2%
% of Patients satisfied with the time they had to wait for an appointment	0	0	N/A	87.2%	85.0%	88.3%

* This is based on patients treated on this contract for their most recent course of treatment. Figures in italics indicate the base number of FP17s or Patient Questionnaire responses are less than 100. N/A is shown where the base number of responses is less than 10 during the period. % is calculated as Quantity/Base number*100

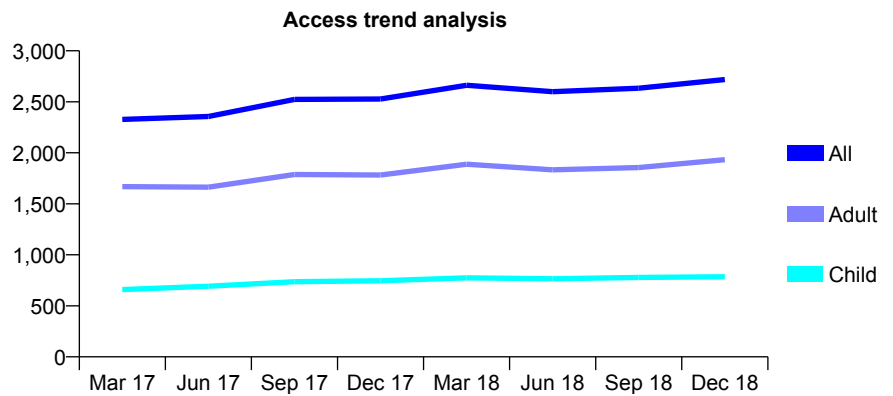
Q63 - Vital Signs At a Glance Contract Report for 198943/0002 - December 2018

Name or company name	P S Photay & Associates
Contract type name	GDS Contract
Purpose of contract	General
Contract start date	01/10/2013
Contract end date	

18/19 Contracted general activity (UDA)	8,520
Carry forward general activity (UDA)	-77
18/19 Contracted orthodontic activity (UOA)	0
Carry forward orthodontic activity (UOA)	0
Baseline contract value	£225,137.94

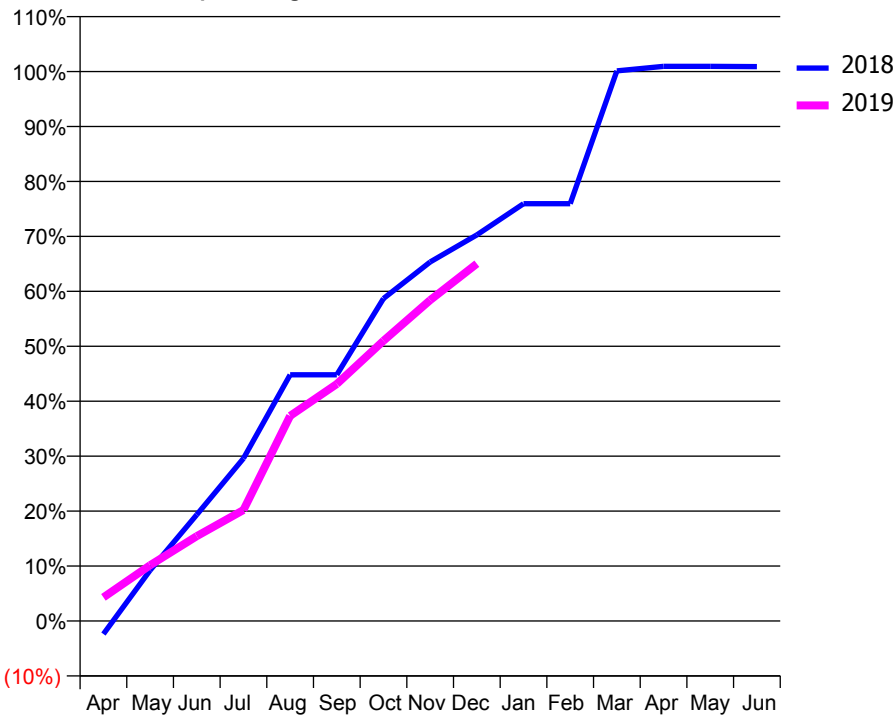
ACCESS*

Patients seen in 24 months	Total	Change since previous quarter
Quarter ending December 2017	2,528	
Quarter ending March 2018	2,662	↑
Quarter ending June 2018	2,599	↓
Quarter ending September 2018	2,633	→
Quarter ending December 2018	2,718	↑
Variance since December 2017	7.5%	↑



ACTIVITY

Cumulative percentage of contracted UDA delivered 2018 & 2019



Month	Adjusted Scheduled Activity (UDA)	
	2018	2019
April	-204	367
May	788	866
June	1,650	1,316
July	2,521	1,721
August	3,819	3,180
September	3,819	3,675
October	4,999	4,345
November	5,567	4,976
December	5,987	5,540
January	6,469	
February	6,469	
March	8,530	
April	8,600	
May	8,600	
June	8,597	

QUALITY

	Quantity	Base Number	Contract	AT	Region	England
% of FP17s for the same patient ID Re-attending within 3 months - Children	25	529	4.7%	10.2%	11.8%	11.8%
% of FP17s for the same patient ID Re-attending within 3 months - Adults	84	1,069	7.9%	15.4%	16.7%	15.6%
% of FP17s for the same patient ID Re-attending between 3 & 9 months - Children	194	529	36.7%	49.0%	48.6%	58.8%
% of FP17s for the same patient ID Re-attending between 3 & 9 months - Adults	268	1,069	25.1%	38.7%	39.1%	51.0%
% of FP17s for Band 1 Urgent Courses	229	1,554	14.7%	10.2%	10.6%	9.0%
% of FP17s Relating to Free Repair or Replacements	0	1,554	0.0%	0.6%	0.5%	0.8%
% of FP17s Relating to Continuations	8	1,554	0.5%	0.9%	0.7%	0.9%
% of Patients satisfied with the dentistry they have received	0	0	N/A	91.8%	90.2%	93.2%
% of Patients satisfied with the time they had to wait for an appointment	0	0	N/A	87.2%	85.0%	88.3%

* This is based on patients treated on this contract for their most recent course of treatment. Figures in italics indicate the base number of FP17s or Patient Questionnaire responses are less than 100. N/A is shown where the base number of responses is less than 10 during the period. % is calculated as Quantity/Base number*100

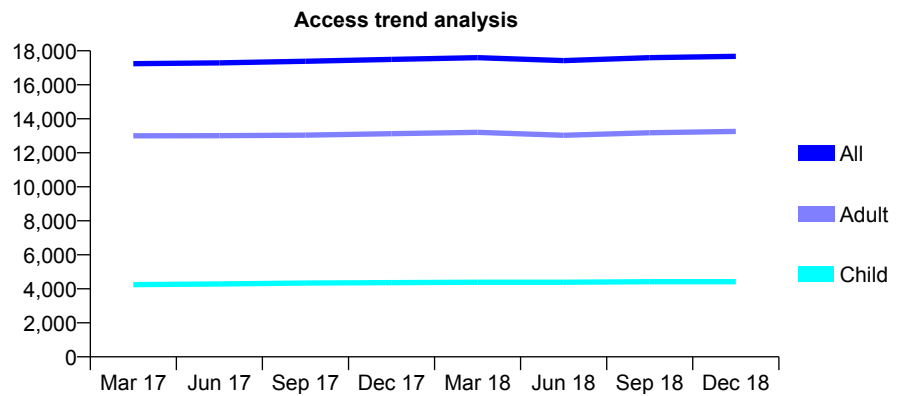
Q63 - Vital Signs At a Glance Contract Report for 199214/0001 - December 2018

Name or company name	L. Ziman & Associates
Contract type name	GDS Contract
Purpose of contract	General
Contract start date	01/04/2013
Contract end date	

18/19 Contracted general activity (UDA)	47,912
Carry forward general activity (UDA)	0
18/19 Contracted orthodontic activity (UOA)	0
Carry forward orthodontic activity (UOA)	0
Baseline contract value	£1,355,719.86

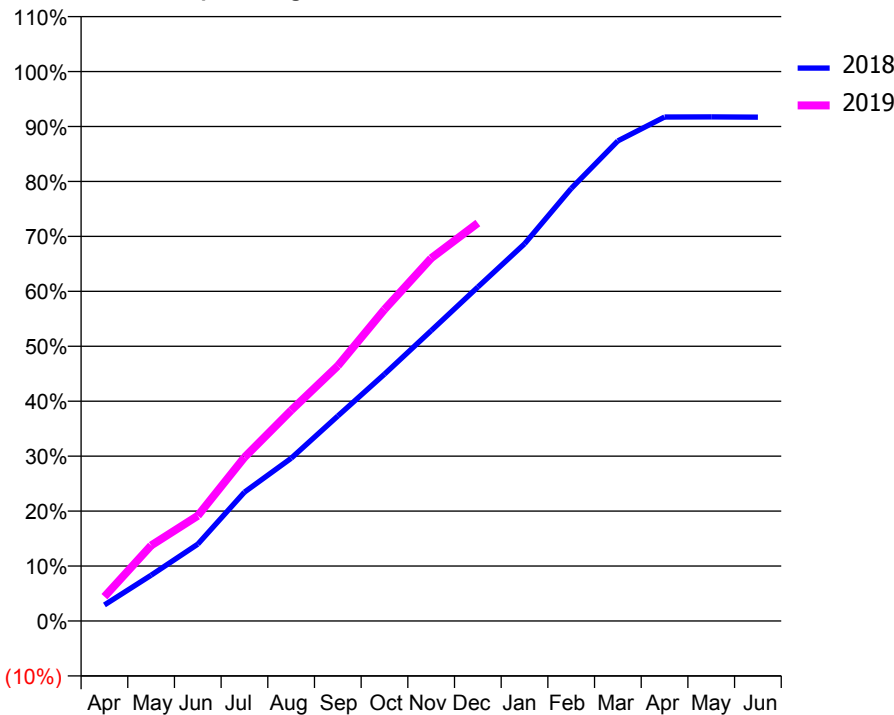
ACCESS*

Patients seen in 24 months	Total	Change since previous quarter
Quarter ending December 2017	17,492	
Quarter ending March 2018	17,593	→
Quarter ending June 2018	17,421	→
Quarter ending September 2018	17,597	→
Quarter ending December 2018	17,677	→
Variance since December 2017	1.1%	→



ACTIVITY

Cumulative percentage of contracted UDA delivered 2018 & 2019



Month	Adjusted Scheduled Activity (UDA)	
	2018	2019
April	1,401	2,120
May	4,000	6,584
June	6,698	9,175
July	11,239	14,267
August	14,192	18,363
September	17,878	22,252
October	21,529	27,166
November	25,316	31,625
December	29,117	34,702
January	32,889	
February	37,715	
March	41,860	
April	43,943	
May	43,951	
June	43,937	

QUALITY

	Quantity	Base Number	Contract	AT	Region	England
% of FP17s for the same patient ID Re-attending within 3 months - Children	327	4,682	7.0%	10.2%	11.8%	11.8%
% of FP17s for the same patient ID Re-attending within 3 months - Adults	1,601	11,606	13.8%	15.4%	16.7%	15.6%
% of FP17s for the same patient ID Re-attending between 3 & 9 months - Children	2,661	4,682	56.8%	49.0%	48.6%	58.8%
% of FP17s for the same patient ID Re-attending between 3 & 9 months - Adults	4,696	11,606	40.5%	38.7%	39.1%	51.0%
% of FP17s for Band 1 Urgent Courses	1,528	15,368	9.9%	10.2%	10.6%	9.0%
% of FP17s Relating to Free Repair or Replacements	134	15,368	0.9%	0.6%	0.5%	0.8%
% of FP17s Relating to Continuations	100	15,368	0.7%	0.9%	0.7%	0.9%
% of Patients satisfied with the dentistry they have received	3	3	N/A	91.8%	90.2%	93.2%
% of Patients satisfied with the time they had to wait for an appointment	2	3	N/A	87.2%	85.0%	88.3%

* This is based on patients treated on this contract for their most recent course of treatment. Figures in italics indicate the base number of FP17s or Patient Questionnaire responses are less than 100. N/A is shown where the base number of responses is less than 10 during the period. % is calculated as Quantity/Base number*100

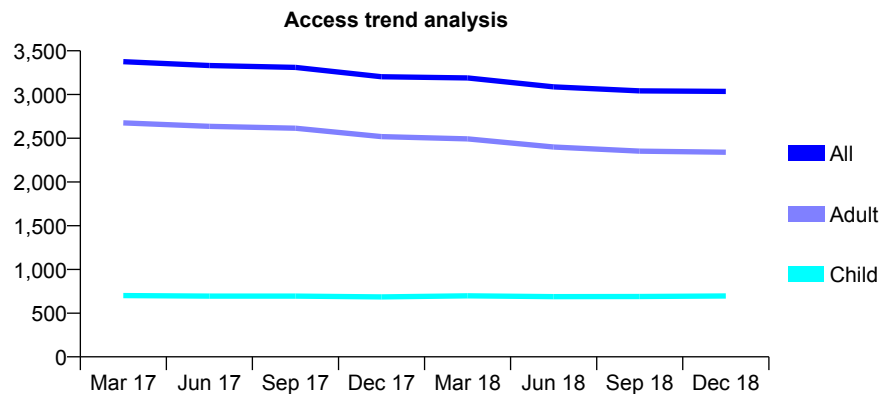
Q63 - Vital Signs At a Glance Contract Report for 199249/0001 - December 2018

Name or company name	Maxident Limited
Contract type name	GDS Contract
Purpose of contract	General
Contract start date	01/03/2011
Contract end date	

18/19 Contracted general activity (UDA)	9,489
Carry forward general activity (UDA)	-174
18/19 Contracted orthodontic activity (UOA)	0
Carry forward orthodontic activity (UOA)	0
Baseline contract value	£274,904.49

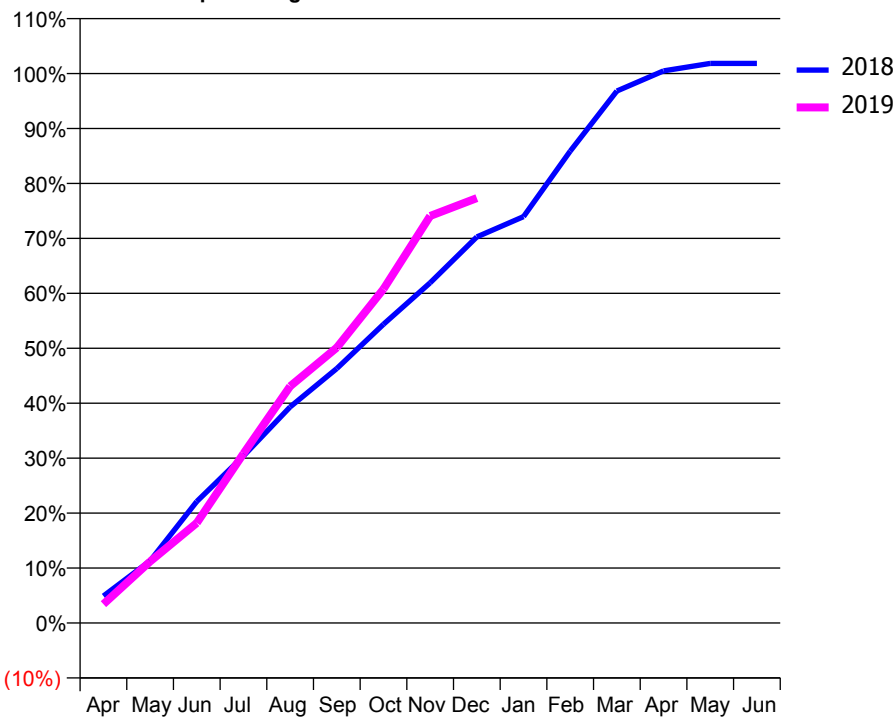
ACCESS*

Patients seen in 24 months	Total	Change since previous quarter
Quarter ending December 2017	3,204	
Quarter ending March 2018	3,190	→
Quarter ending June 2018	3,088	↓
Quarter ending September 2018	3,042	↓
Quarter ending December 2018	3,036	→
Variance since December 2017	(5.2%)	↓



ACTIVITY

Cumulative percentage of contracted UDA delivered 2018 & 2019



Month	Adjusted Scheduled Activity (UDA)	
	2018	2019
April	467	325
May	1,074	1,063
June	2,100	1,728
July	2,884	2,925
August	3,732	4,088
September	4,394	4,757
October	5,159	5,767
November	5,874	7,030
December	6,668	7,336
January	7,018	
February	8,148	
March	9,188	
April	9,534	
May	9,663	
June	9,663	

QUALITY

	Quantity	Base Number	Contract	AT	Region	England
% of FP17s for the same patient ID Re-attending within 3 months - Children	36	491	7.3%	10.2%	11.8%	11.8%
% of FP17s for the same patient ID Re-attending within 3 months - Adults	311	1,628	19.1%	15.4%	16.7%	15.6%
% of FP17s for the same patient ID Re-attending between 3 & 9 months - Children	142	491	28.9%	49.0%	48.6%	58.8%
% of FP17s for the same patient ID Re-attending between 3 & 9 months - Adults	328	1,628	20.1%	38.7%	39.1%	51.0%
% of FP17s for Band 1 Urgent Courses	353	2,033	17.4%	10.2%	10.6%	9.0%
% of FP17s Relating to Free Repair or Replacements	0	2,033	0.0%	0.6%	0.5%	0.8%
% of FP17s Relating to Continuations	0	2,033	0.0%	0.9%	0.7%	0.9%
% of Patients satisfied with the dentistry they have received	1	1	N/A	91.8%	90.2%	93.2%
% of Patients satisfied with the time they had to wait for an appointment	1	1	N/A	87.2%	85.0%	88.3%

* This is based on patients treated on this contract for their most recent course of treatment. Figures in italics indicate the base number of FP17s or Patient Questionnaire responses are less than 100. N/A is shown where the base number of responses is less than 10 during the period. % is calculated as Quantity/Base number*100

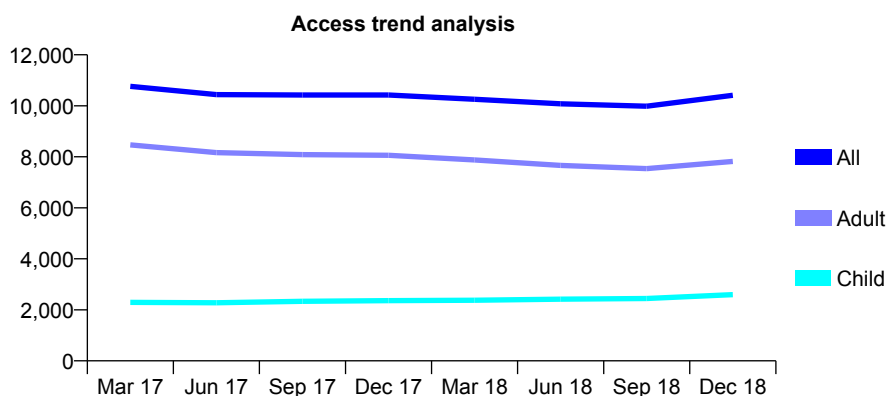
Q63 - Vital Signs At a Glance Contract Report for 199443/0001 - December 2018

Name or company name	Namta Ltd
Contract type name	GDS Contract
Purpose of contract	General
Contract start date	01/04/2011
Contract end date	

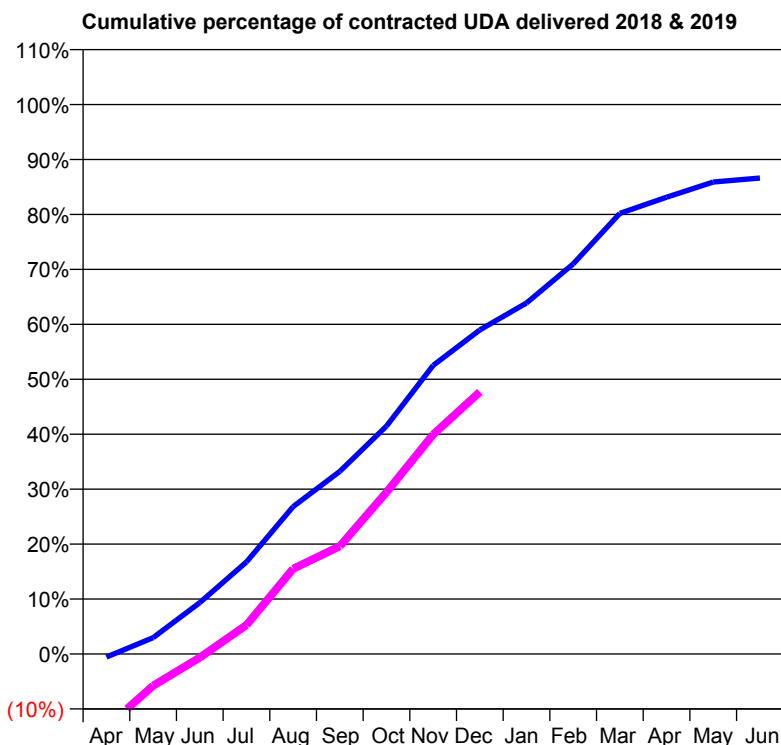
18/19 Contracted general activity (UDA)	26,885
Carry forward general activity (UDA)	3,599
18/19 Contracted orthodontic activity (UOA)	0
Carry forward orthodontic activity (UOA)	0
Baseline contract value	£731,237.21

ACCESS*

Patients seen in 24 months	Total	Change since previous quarter
Quarter ending December 2017	10,422	
Quarter ending March 2018	10,254	↓
Quarter ending June 2018	10,077	↓
Quarter ending September 2018	9,983	→
Quarter ending December 2018	10,413	↑
Variance since December 2017	(0.1%)	→



ACTIVITY



Month	Adjusted Scheduled Activity (UDA)	
	2018	2019
April	-155	-3,593
May	802	-1,556
June	2,516	-178
July	4,502	1,419
August	7,211	4,170
September	8,932	5,273
October	11,152	7,914
November	14,121	10,743
December	15,857	12,823
January	17,176	
February	19,089	
March	21,557	
April	22,347	
May	23,090	
June	23,286	

QUALITY

	Quantity	Base Number	Contract	AT	Region	England
% of FP17s for the same patient ID Re-attending within 3 months - Children	170	2,432	7.0%	10.2%	11.8%	11.8%
% of FP17s for the same patient ID Re-attending within 3 months - Adults	870	6,194	14.0%	15.4%	16.7%	15.6%
% of FP17s for the same patient ID Re-attending between 3 & 9 months - Children	928	2,432	38.2%	49.0%	48.6%	58.8%
% of FP17s for the same patient ID Re-attending between 3 & 9 months - Adults	2,092	6,194	33.8%	38.7%	39.1%	51.0%
% of FP17s for Band 1 Urgent Courses	807	8,028	10.1%	10.2%	10.6%	9.0%
% of FP17s Relating to Free Repair or Replacements	50	8,028	0.6%	0.6%	0.5%	0.8%
% of FP17s Relating to Continuations	20	8,028	0.2%	0.9%	0.7%	0.9%
% of Patients satisfied with the dentistry they have received	1	1	N/A	91.8%	90.2%	93.2%
% of Patients satisfied with the time they had to wait for an appointment	1	1	N/A	87.2%	85.0%	88.3%

* This is based on patients treated on this contract for their most recent course of treatment. Figures in italics indicate the base number of FP17s or Patient Questionnaire responses are less than 100. N/A is shown where the base number of responses is less than 10 during the period. % is calculated as Quantity/Base number*100

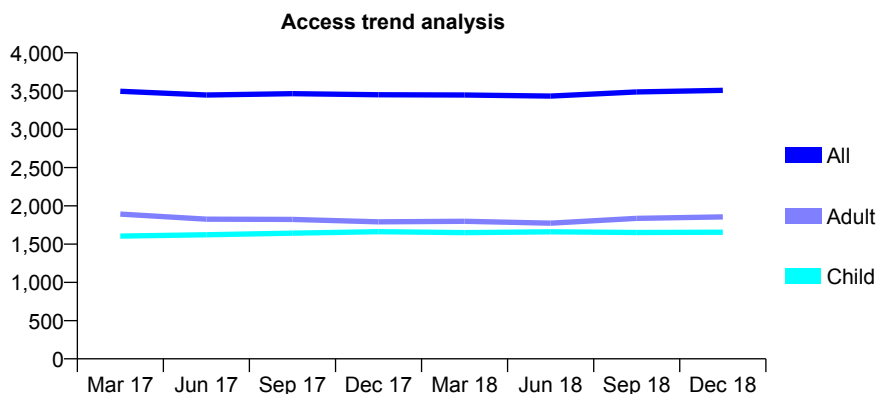
Q63 - Vital Signs At a Glance Contract Report for 199826/0001 - December 2018

Name or company name	FEARNS LIMITED
Contract type name	GDS Contract
Purpose of contract	General
Contract start date	01/03/2009
Contract end date	

18/19 Contracted general activity (UDA)	6,400
Carry forward general activity (UDA)	0
18/19 Contracted orthodontic activity (UOA)	0
Carry forward orthodontic activity (UOA)	0
Baseline contract value	£153,290.11

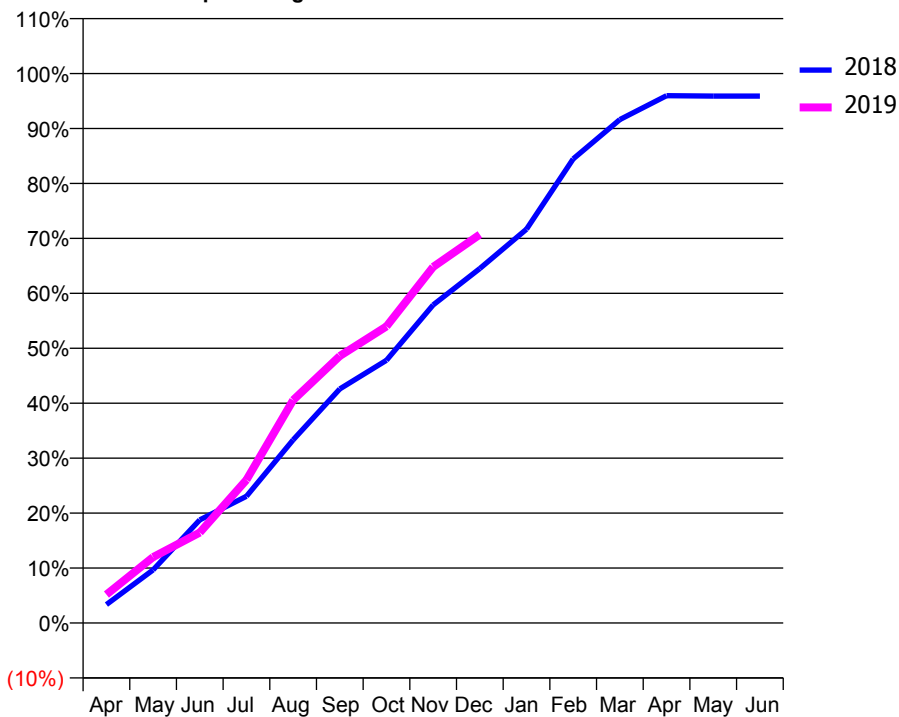
ACCESS*

Patients seen in 24 months	Total	Change since previous quarter
Quarter ending December 2017	3,452	
Quarter ending March 2018	3,448	→
Quarter ending June 2018	3,434	→
Quarter ending September 2018	3,489	→
Quarter ending December 2018	3,510	→
Variance since December 2017	1.7%	→



ACTIVITY

Cumulative percentage of contracted UDA delivered 2018 & 2019



Month	Adjusted Scheduled Activity (UDA)	
	2018	2019
April	215	332
May	619	768
June	1,202	1,054
July	1,476	1,668
August	2,134	2,596
September	2,727	3,111
October	3,061	3,455
November	3,705	4,147
December	4,129	4,526
January	4,587	
February	5,406	
March	5,864	
April	6,142	
May	6,138	
June	6,138	

QUALITY

	Quantity	Base Number	Contract	AT	Region	England
% of FP17s for the same patient ID Re-attending within 3 months - Children	78	1,949	4.0%	10.2%	11.8%	11.8%
% of FP17s for the same patient ID Re-attending within 3 months - Adults	158	1,463	10.8%	15.4%	16.7%	15.6%
% of FP17s for the same patient ID Re-attending between 3 & 9 months - Children	1,383	1,949	71.0%	49.0%	48.6%	58.8%
% of FP17s for the same patient ID Re-attending between 3 & 9 months - Adults	714	1,463	48.8%	38.7%	39.1%	51.0%
% of FP17s for Band 1 Urgent Courses	93	2,409	3.9%	10.2%	10.6%	9.0%
% of FP17s Relating to Free Repair or Replacements	3	2,409	0.1%	0.6%	0.5%	0.8%
% of FP17s Relating to Continuations	2	2,409	0.1%	0.9%	0.7%	0.9%
% of Patients satisfied with the dentistry they have received	1	1	N/A	91.8%	90.2%	93.2%
% of Patients satisfied with the time they had to wait for an appointment	1	1	N/A	87.2%	85.0%	88.3%

* This is based on patients treated on this contract for their most recent course of treatment. Figures in italics indicate the base number of FP17s or Patient Questionnaire responses are less than 100. N/A is shown where the base number of responses is less than 10 during the period. % is calculated as Quantity/Base number*100

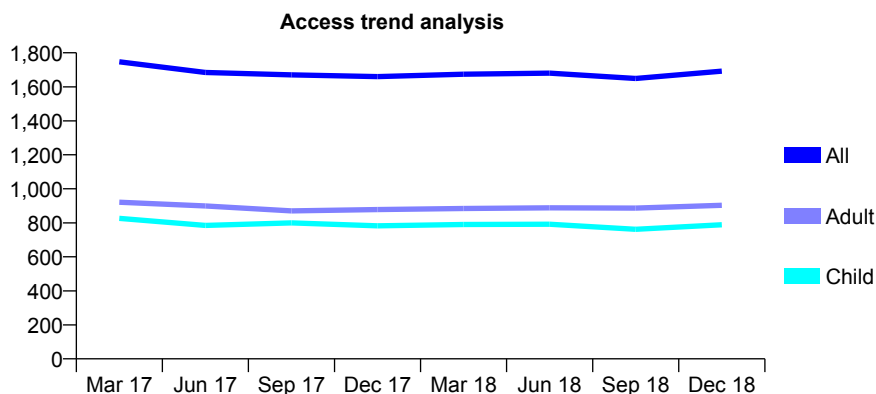
Q63 - Vital Signs At a Glance Contract Report for 204307/0002 - December 2018

Name or company name	MR RN SILVERSTONE
Contract type name	GDS Contract
Purpose of contract	General
Contract start date	16/12/2013
Contract end date	

18/19 Contracted general activity (UDA)	7,500
Carry forward general activity (UDA)	0
18/19 Contracted orthodontic activity (UOA)	0
Carry forward orthodontic activity (UOA)	0
Baseline contract value	£273,683.97

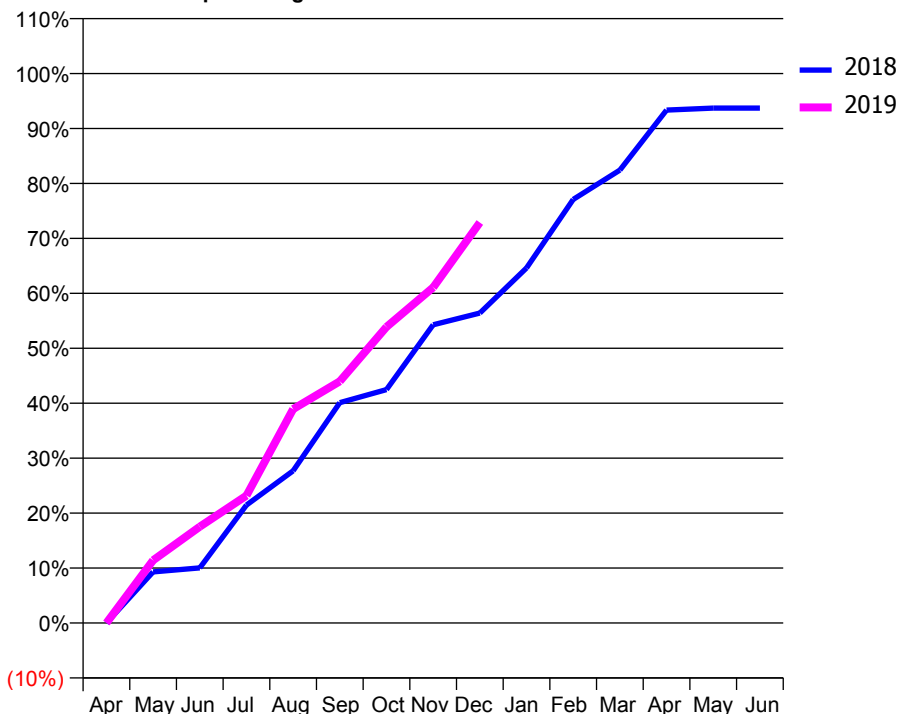
ACCESS*

Patients seen in 24 months	Total	Change since previous quarter
Quarter ending December 2017	1,660	
Quarter ending March 2018	1,674	→
Quarter ending June 2018	1,680	→
Quarter ending September 2018	1,649	↓
Quarter ending December 2018	1,692	↑
Variance since December 2017	1.9%	→



ACTIVITY

Cumulative percentage of contracted UDA delivered 2018 & 2019



Month	Adjusted Scheduled Activity (UDA)	
	2018	2019
April	0	0
May	699	857
June	752	1,315
July	1,610	1,739
August	2,077	2,921
September	3,007	3,298
October	3,185	4,041
November	4,071	4,580
December	4,230	5,467
January	4,845	
February	5,782	
March	6,181	
April	7,000	
May	7,028	
June	7,028	

QUALITY

	Quantity	Base Number	Contract	AT	Region	England
% of FP17s for the same patient ID Re-attending within 3 months - Children	88	900	9.8%	10.2%	11.8%	11.8%
% of FP17s for the same patient ID Re-attending within 3 months - Adults	283	1,025	27.6%	15.4%	16.7%	15.6%
% of FP17s for the same patient ID Re-attending between 3 & 9 months - Children	462	900	51.3%	49.0%	48.6%	58.8%
% of FP17s for the same patient ID Re-attending between 3 & 9 months - Adults	398	1,025	38.8%	38.7%	39.1%	51.0%
% of FP17s for Band 1 Urgent Courses	186	1,699	10.9%	10.2%	10.6%	9.0%
% of FP17s Relating to Free Repair or Replacements	50	1,699	2.9%	0.6%	0.5%	0.8%
% of FP17s Relating to Continuations	51	1,699	3.0%	0.9%	0.7%	0.9%
% of Patients satisfied with the dentistry they have received	2	2	N/A	91.8%	90.2%	93.2%
% of Patients satisfied with the time they had to wait for an appointment	2	2	N/A	87.2%	85.0%	88.3%

* This is based on patients treated on this contract for their most recent course of treatment. Figures in italics indicate the base number of FP17s or Patient Questionnaire responses are less than 100. N/A is shown where the base number of responses is less than 10 during the period. % is calculated as Quantity/Base number*100

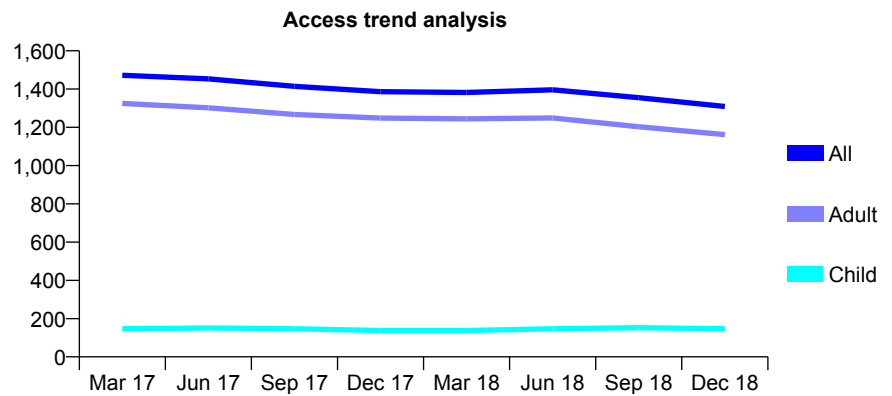
Q63 - Vital Signs At a Glance Contract Report for 206660/0002 - December 2018

Name or company name	MR HK AGYEKUM
Contract type name	GDS Contract
Purpose of contract	General
Contract start date	02/04/2011
Contract end date	

18/19 Contracted general activity (UDA)	5,840
Carry forward general activity (UDA)	-117
18/19 Contracted orthodontic activity (UOA)	0
Carry forward orthodontic activity (UOA)	0
Baseline contract value	£192,516.49

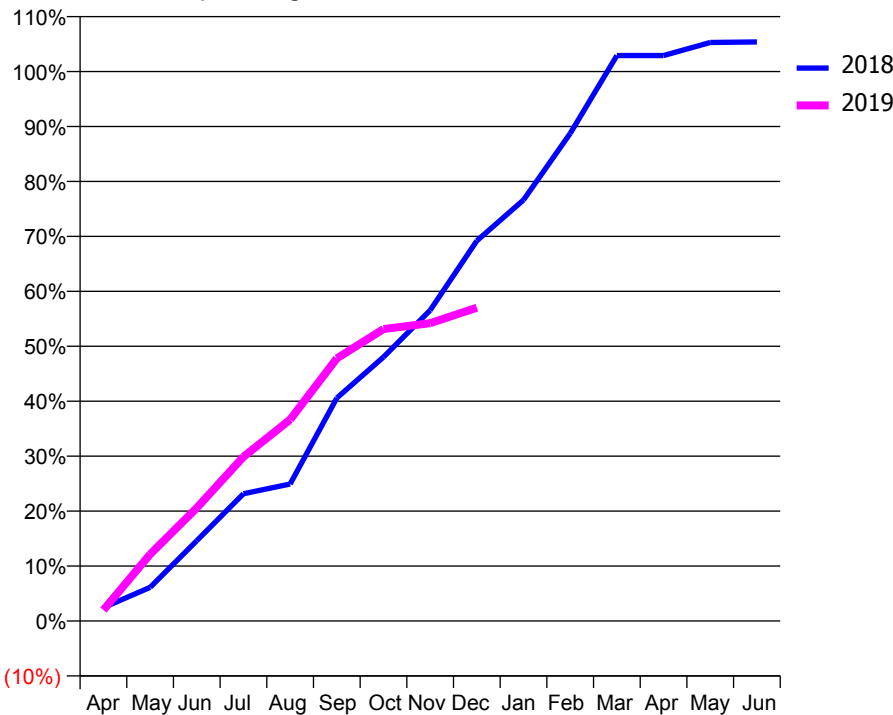
ACCESS*

Patients seen in 24 months	Total	Change since previous quarter
Quarter ending December 2017	1,386	
Quarter ending March 2018	1,382	→
Quarter ending June 2018	1,396	→
Quarter ending September 2018	1,355	↓
Quarter ending December 2018	1,309	↓
Variance since December 2017	(5.6%)	↓



ACTIVITY

Cumulative percentage of contracted UDA delivered 2018 & 2019



Month	Adjusted Scheduled Activity (UDA)	
	2018	2019
April	143	117
May	358	710
June	854	1,203
July	1,353	1,745
August	1,457	2,140
September	2,370	2,791
October	2,805	3,102
November	3,303	3,165
December	4,041	3,330
January	4,475	
February	5,182	
March	6,010	
April	6,010	
May	6,149	
June	6,155	

QUALITY

	Quantity	Base Number	Contract	AT	Region	England
% of FP17s for the same patient ID Re-attending within 3 months - Children	2	122	1.6%	10.2%	11.8%	11.8%
% of FP17s for the same patient ID Re-attending within 3 months - Adults	139	795	17.5%	15.4%	16.7%	15.6%
% of FP17s for the same patient ID Re-attending between 3 & 9 months - Children	62	122	50.8%	49.0%	48.6%	58.8%
% of FP17s for the same patient ID Re-attending between 3 & 9 months - Adults	373	795	46.9%	38.7%	39.1%	51.0%
% of FP17s for Band 1 Urgent Courses	71	849	8.4%	10.2%	10.6%	9.0%
% of FP17s Relating to Free Repair or Replacements	0	849	0.0%	0.6%	0.5%	0.8%
% of FP17s Relating to Continuations	0	849	0.0%	0.9%	0.7%	0.9%
% of Patients satisfied with the dentistry they have received	1	1	N/A	91.8%	90.2%	93.2%
% of Patients satisfied with the time they had to wait for an appointment	1	1	N/A	87.2%	85.0%	88.3%

* This is based on patients treated on this contract for their most recent course of treatment. Figures in italics indicate the base number of FP17s or Patient Questionnaire responses are less than 100. N/A is shown where the base number of responses is less than 10 during the period. % is calculated as Quantity/Base number*100

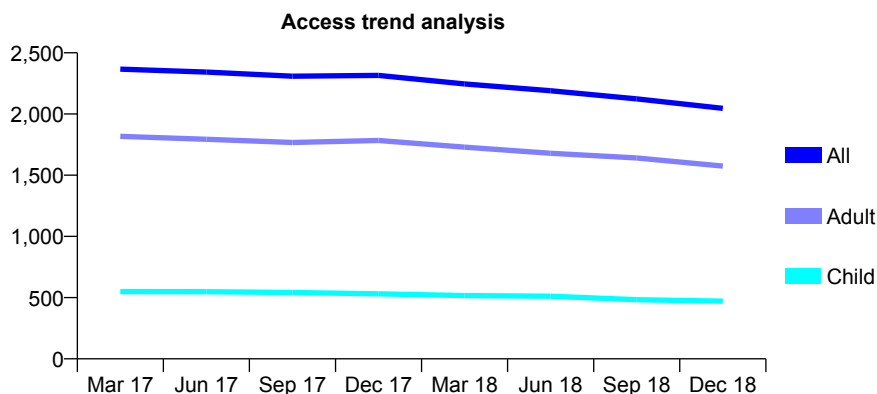
Q63 - Vital Signs At a Glance Contract Report for 213349/0001 - December 2018

Name or company name	MR GJ HUMPHRIES
Contract type name	GDS Contract
Purpose of contract	General
Contract start date	01/04/2006
Contract end date	

18/19 Contracted general activity (UDA)	6,029
Carry forward general activity (UDA)	0
18/19 Contracted orthodontic activity (UOA)	0
Carry forward orthodontic activity (UOA)	0
Baseline contract value	£166,465.95

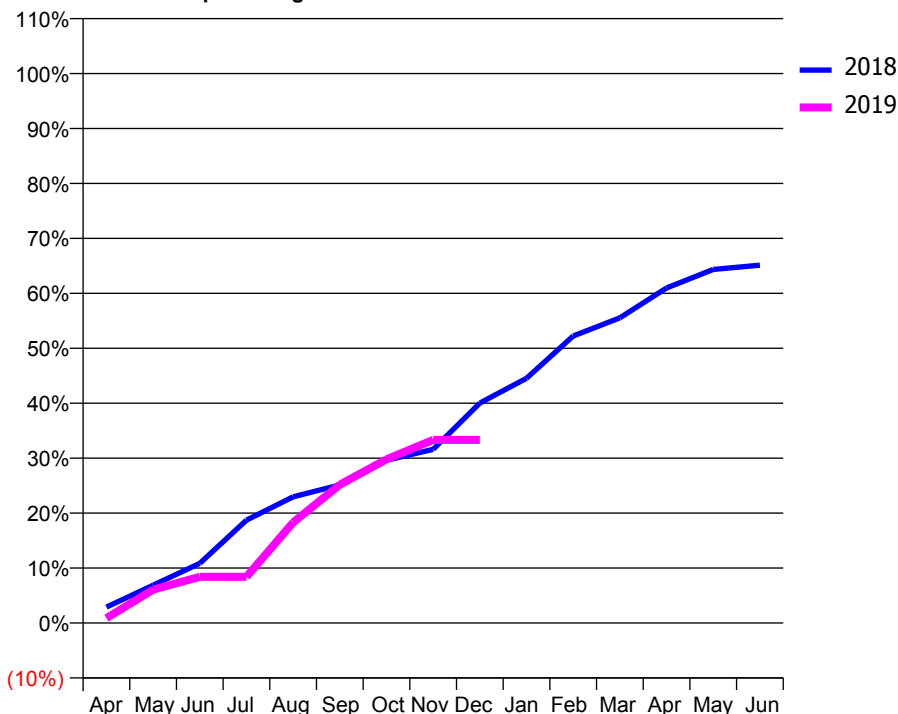
ACCESS*

Patients seen in 24 months	Total	Change since previous quarter
Quarter ending December 2017	2,315	
Quarter ending March 2018	2,246	↓
Quarter ending June 2018	2,190	↓
Quarter ending September 2018	2,124	↓
Quarter ending December 2018	2,046	↓
Variance since December 2017	(11.6%)	↓



ACTIVITY

Cumulative percentage of contracted UDA delivered 2018 & 2019



Month	Adjusted Scheduled Activity (UDA)	
	2018	2019
April	175	54
May	414	367
June	655	506
July	1,129	506
August	1,384	1,104
September	1,515	1,517
October	1,785	1,796
November	1,905	2,010
December	2,413	2,010
January	2,685	
February	3,149	
March	3,349	
April	3,676	
May	3,880	
June	3,926	

QUALITY

	Quantity	Base Number	Contract	AT	Region	England
% of FP17s for the same patient ID Re-attending within 3 months - Children	39	375	10.4%	10.2%	11.8%	11.8%
% of FP17s for the same patient ID Re-attending within 3 months - Adults	142	1,175	12.1%	15.4%	16.7%	15.6%
% of FP17s for the same patient ID Re-attending between 3 & 9 months - Children	143	375	38.1%	49.0%	48.6%	58.8%
% of FP17s for the same patient ID Re-attending between 3 & 9 months - Adults	436	1,175	37.1%	38.7%	39.1%	51.0%
% of FP17s for Band 1 Urgent Courses	128	1,188	10.8%	10.2%	10.6%	9.0%
% of FP17s Relating to Free Repair or Replacements	23	1,188	1.9%	0.6%	0.5%	0.8%
% of FP17s Relating to Continuations	9	1,188	0.8%	0.9%	0.7%	0.9%
% of Patients satisfied with the dentistry they have received	0	0	N/A	91.8%	90.2%	93.2%
% of Patients satisfied with the time they had to wait for an appointment	0	0	N/A	87.2%	85.0%	88.3%

* This is based on patients treated on this contract for their most recent course of treatment. Figures in italics indicate the base number of FP17s or Patient Questionnaire responses are less than 100. N/A is shown where the base number of responses is less than 10 during the period. % is calculated as Quantity/Base number*100

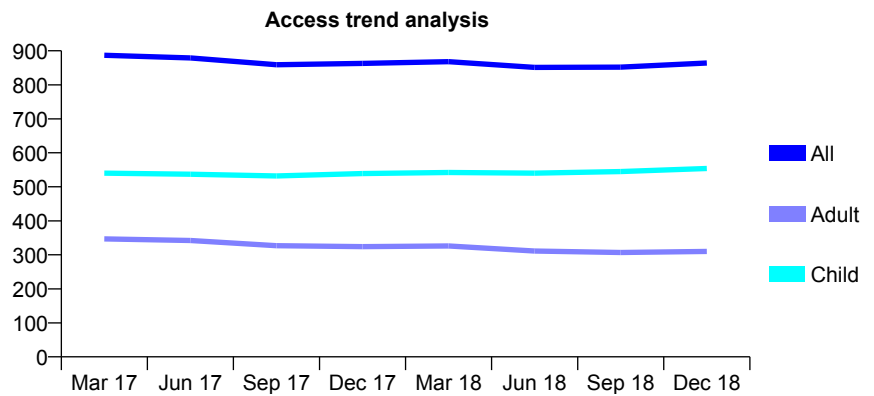
Q63 - Vital Signs At a Glance Contract Report for 214582/0001 - December 2018

Name or company name	S Shah
Contract type name	GDS Contract
Purpose of contract	General
Contract start date	01/04/2006
Contract end date	

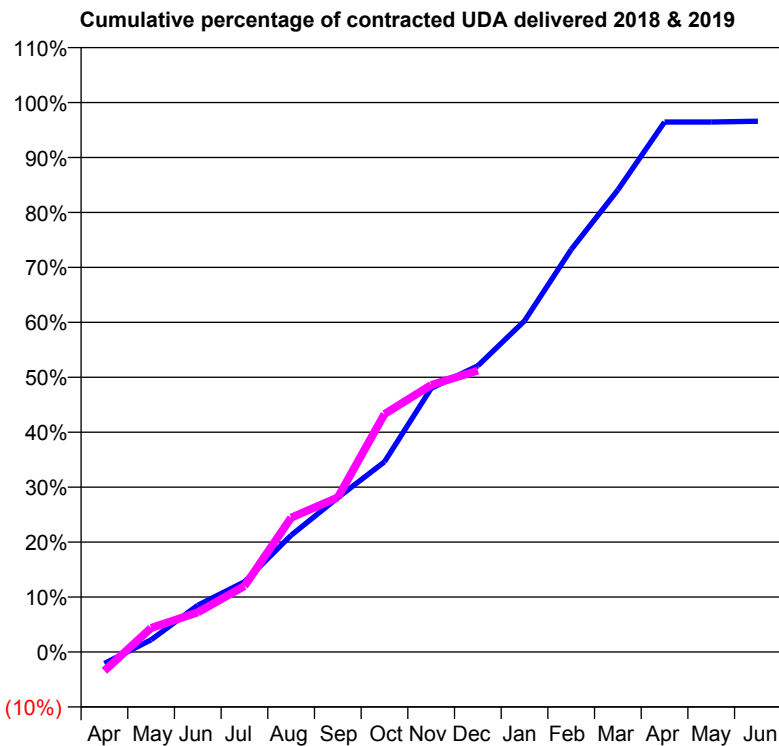
18/19 Contracted general activity (UDA)	2,040
Carry forward general activity (UDA)	70
18/19 Contracted orthodontic activity (UOA)	0
Carry forward orthodontic activity (UOA)	0
Baseline contract value	£53,474.50

ACCESS*

Patients seen in 24 months	Total	Change since previous quarter
Quarter ending December 2017	863	
Quarter ending March 2018	868	→
Quarter ending June 2018	851	↓
Quarter ending September 2018	852	→
Quarter ending December 2018	864	→
Variance since December 2017	0.1%	→



ACTIVITY



Month	Adjusted Scheduled Activity (UDA)	
	2018	2019
April	-43	-70
May	45	90
June	174	147
July	261	245
August	434	499
September	573	574
October	706	883
November	979	991
December	1,063	1,045
January	1,229	
February	1,494	
March	1,716	
April	1,967	
May	1,967	
June	1,970	

QUALITY

	Quantity	Base Number	Contract	AT	Region	England
% of FP17s for the same patient ID Re-attending within 3 months - Children	46	701	6.6%	10.2%	11.8%	11.8%
% of FP17s for the same patient ID Re-attending within 3 months - Adults	19	213	8.9%	15.4%	16.7%	15.6%
% of FP17s for the same patient ID Re-attending between 3 & 9 months - Children	525	701	74.9%	49.0%	48.6%	58.8%
% of FP17s for the same patient ID Re-attending between 3 & 9 months - Adults	123	213	57.7%	38.7%	39.1%	51.0%
% of FP17s for Band 1 Urgent Courses	38	780	4.9%	10.2%	10.6%	9.0%
% of FP17s Relating to Free Repair or Replacements	0	780	0.0%	0.6%	0.5%	0.8%
% of FP17s Relating to Continuations	0	780	0.0%	0.9%	0.7%	0.9%
% of Patients satisfied with the dentistry they have received	0	0	N/A	91.8%	90.2%	93.2%
% of Patients satisfied with the time they had to wait for an appointment	0	0	N/A	87.2%	85.0%	88.3%

* This is based on patients treated on this contract for their most recent course of treatment. Figures in italics indicate the base number of FP17s or Patient Questionnaire responses are less than 100. N/A is shown where the base number of responses is less than 10 during the period. % is calculated as Quantity/Base number*100

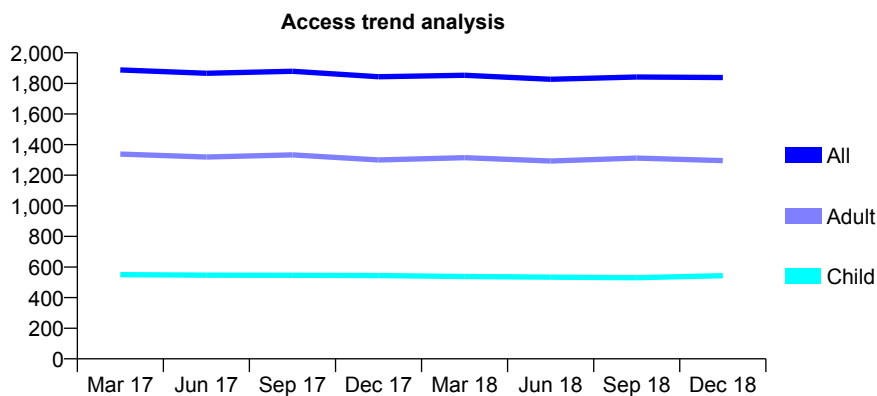
Q63 - Vital Signs At a Glance Contract Report for 214752/0001 - December 2018

Name or company name	MR A PATEL
Contract type name	GDS Contract
Purpose of contract	General
Contract start date	01/04/2006
Contract end date	

18/19 Contracted general activity (UDA)	4,304
Carry forward general activity (UDA)	-49
18/19 Contracted orthodontic activity (UOA)	0
Carry forward orthodontic activity (UOA)	0
Baseline contract value	£129,666.55

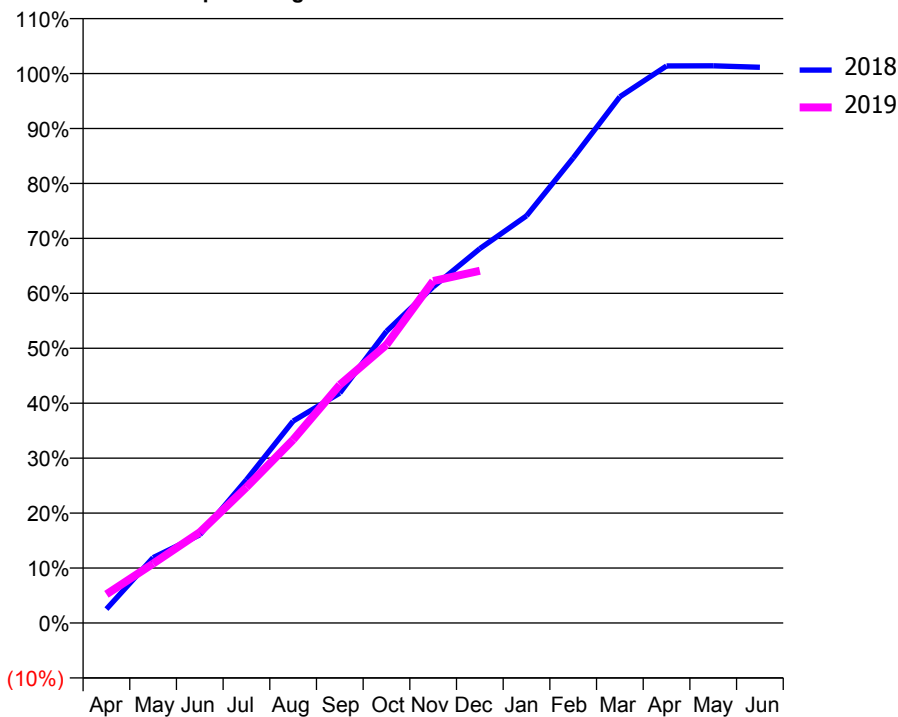
ACCESS*

Patients seen in 24 months	Total	Change since previous quarter
Quarter ending December 2017	1,844	
Quarter ending March 2018	1,853	→
Quarter ending June 2018	1,827	↓
Quarter ending September 2018	1,842	→
Quarter ending December 2018	1,838	→
Variance since December 2017	(0.3%)	→



ACTIVITY

Cumulative percentage of contracted UDA delivered 2018 & 2019



Month	Adjusted Scheduled Activity (UDA)	
	2018	2019
April	109	225
May	512	466
June	691	711
July	1,122	1,064
August	1,582	1,435
September	1,801	1,866
October	2,284	2,179
November	2,633	2,679
December	2,932	2,758
January	3,189	
February	3,643	
March	4,122	
April	4,363	
May	4,364	
June	4,353	

QUALITY

	Quantity	Base Number	Contract	AT	Region	England
% of FP17s for the same patient ID Re-attending within 3 months - Children	26	434	6.0%	10.2%	11.8%	11.8%
% of FP17s for the same patient ID Re-attending within 3 months - Adults	62	866	7.2%	15.4%	16.7%	15.6%
% of FP17s for the same patient ID Re-attending between 3 & 9 months - Children	178	434	41.0%	49.0%	48.6%	58.8%
% of FP17s for the same patient ID Re-attending between 3 & 9 months - Adults	281	866	32.4%	38.7%	39.1%	51.0%
% of FP17s for Band 1 Urgent Courses	62	1,218	5.1%	10.2%	10.6%	9.0%
% of FP17s Relating to Free Repair or Replacements	3	1,218	0.2%	0.6%	0.5%	0.8%
% of FP17s Relating to Continuations	15	1,218	1.2%	0.9%	0.7%	0.9%
% of Patients satisfied with the dentistry they have received	0	0	N/A	91.8%	90.2%	93.2%
% of Patients satisfied with the time they had to wait for an appointment	0	0	N/A	87.2%	85.0%	88.3%

* This is based on patients treated on this contract for their most recent course of treatment. Figures in italics indicate the base number of FP17s or Patient Questionnaire responses are less than 100. N/A is shown where the base number of responses is less than 10 during the period. % is calculated as Quantity/Base number*100

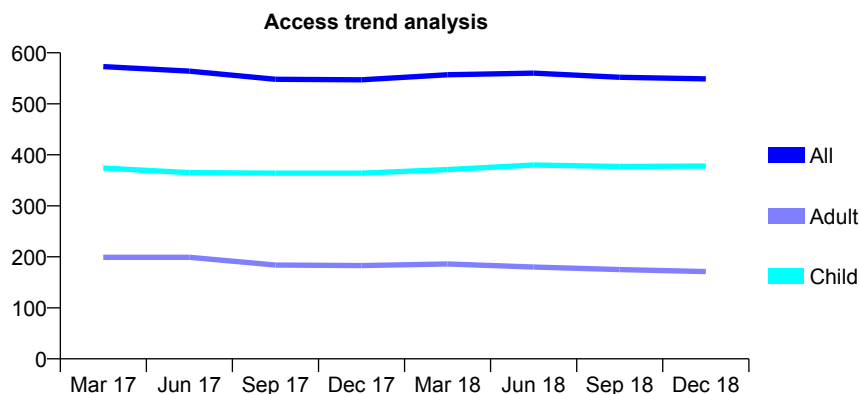
Q63 - Vital Signs At a Glance Contract Report for 215775/0001 - December 2018

Name or company name	MR HE ROBERTS-HARRY
Contract type name	GDS Contract
Purpose of contract	General
Contract start date	01/04/2006
Contract end date	

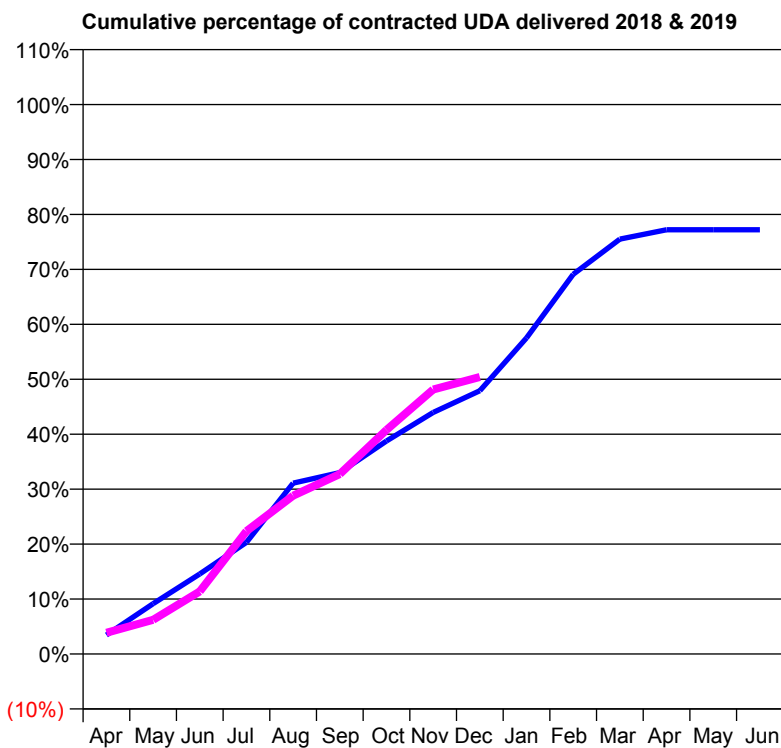
18/19 Contracted general activity (UDA)	1,272
Carry forward general activity (UDA)	0
18/19 Contracted orthodontic activity (UOA)	0
Carry forward orthodontic activity (UOA)	0
Baseline contract value	£35,320.66

ACCESS*

Patients seen in 24 months	Total	Change since previous quarter
Quarter ending December 2017	547	
Quarter ending March 2018	557	→
Quarter ending June 2018	560	→
Quarter ending September 2018	552	↓
Quarter ending December 2018	549	→
Variance since December 2017	0.4%	→



ACTIVITY



Month	Adjusted Scheduled Activity (UDA)	
	2018	2019
April	44	49
May	116	79
June	185	145
July	258	284
August	396	367
September	420	417
October	493	519
November	559	612
December	610	641
January	732	
February	879	
March	960	
April	982	
May	982	
June	982	

QUALITY

	Quantity	Base Number	Contract	AT	Region	England
% of FP17s for the same patient ID Re-attending within 3 months - Children	23	394	5.8%	10.2%	11.8%	11.8%
% of FP17s for the same patient ID Re-attending within 3 months - Adults	4	113	3.5%	15.4%	16.7%	15.6%
% of FP17s for the same patient ID Re-attending between 3 & 9 months - Children	240	394	60.9%	49.0%	48.6%	58.8%
% of FP17s for the same patient ID Re-attending between 3 & 9 months - Adults	62	113	54.9%	38.7%	39.1%	51.0%
% of FP17s for Band 1 Urgent Courses	17	489	3.5%	10.2%	10.6%	9.0%
% of FP17s Relating to Free Repair or Replacements	0	489	0.0%	0.6%	0.5%	0.8%
% of FP17s Relating to Continuations	0	489	0.0%	0.9%	0.7%	0.9%
% of Patients satisfied with the dentistry they have received	0	0	N/A	91.8%	90.2%	93.2%
% of Patients satisfied with the time they had to wait for an appointment	0	0	N/A	87.2%	85.0%	88.3%

* This is based on patients treated on this contract for their most recent course of treatment. Figures in italics indicate the base number of FP17s or Patient Questionnaire responses are less than 100. N/A is shown where the base number of responses is less than 10 during the period. % is calculated as Quantity/Base number*100

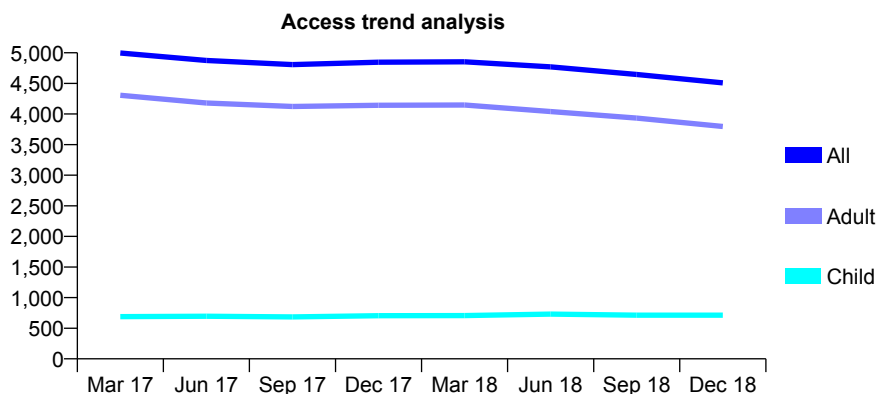
Q63 - Vital Signs At a Glance Contract Report for 218146/0002 - December 2018

Name or company name	MR BH ANNOBIL
Contract type name	GDS Contract
Purpose of contract	General
Contract start date	21/04/2008
Contract end date	

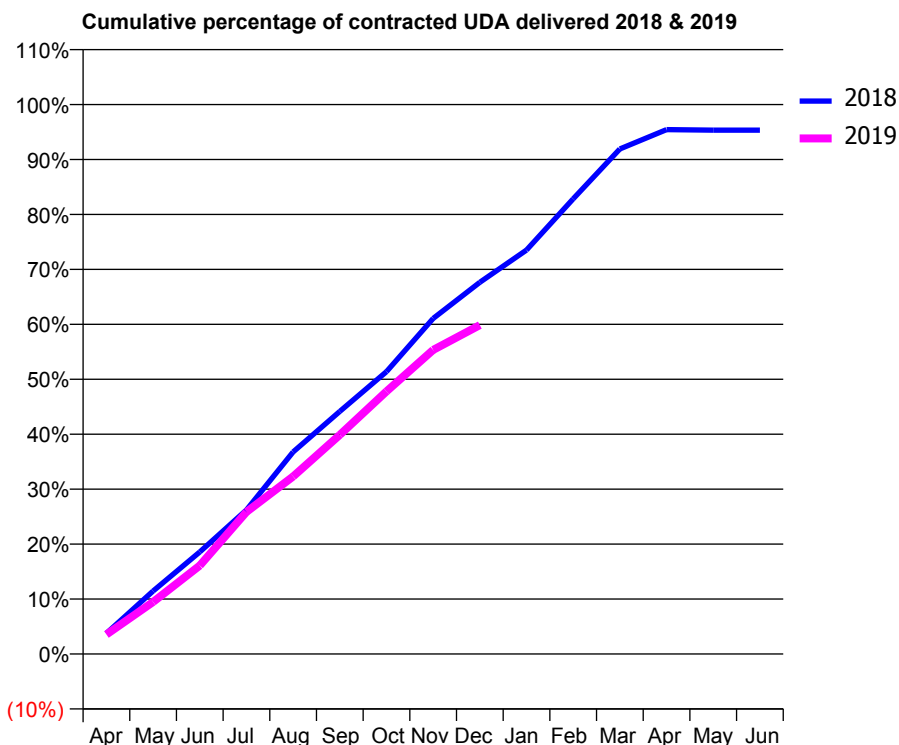
18/19 Contracted general activity (UDA)	12,300
Carry forward general activity (UDA)	0
18/19 Contracted orthodontic activity (UOA)	0
Carry forward orthodontic activity (UOA)	0
Baseline contract value	£389,261.64

ACCESS*

Patients seen in 24 months	Total	Change since previous quarter
Quarter ending December 2017	4,847	
Quarter ending March 2018	4,854	→
Quarter ending June 2018	4,770	↓
Quarter ending September 2018	4,646	↓
Quarter ending December 2018	4,509	↓
Variance since December 2017	(7.0%)	↓



ACTIVITY



Month	Adjusted Scheduled Activity (UDA)	
	2018	2019
April	463	436
May	1,411	1,166
June	2,284	1,981
July	3,225	3,181
August	4,525	3,974
September	5,431	4,905
October	6,321	5,879
November	7,512	6,806
December	8,320	7,363
January	9,043	
February	10,187	
March	11,305	
April	11,738	
May	11,725	
June	11,725	

QUALITY

	Quantity	Base Number	Contract	AT	Region	England
% of FP17s for the same patient ID Re-attending within 3 months - Children	42	562	7.5%	10.2%	11.8%	11.8%
% of FP17s for the same patient ID Re-attending within 3 months - Adults	319	2,394	13.3%	15.4%	16.7%	15.6%
% of FP17s for the same patient ID Re-attending between 3 & 9 months - Children	183	562	32.6%	49.0%	48.6%	58.8%
% of FP17s for the same patient ID Re-attending between 3 & 9 months - Adults	577	2,394	24.1%	38.7%	39.1%	51.0%
% of FP17s for Band 1 Urgent Courses	436	2,818	15.5%	10.2%	10.6%	9.0%
% of FP17s Relating to Free Repair or Replacements	4	2,818	0.1%	0.6%	0.5%	0.8%
% of FP17s Relating to Continuations	0	2,818	0.0%	0.9%	0.7%	0.9%
% of Patients satisfied with the dentistry they have received	2	2	N/A	91.8%	90.2%	93.2%
% of Patients satisfied with the time they had to wait for an appointment	2	2	N/A	87.2%	85.0%	88.3%

* This is based on patients treated on this contract for their most recent course of treatment. Figures in italics indicate the base number of FP17s or Patient Questionnaire responses are less than 100. N/A is shown where the base number of responses is less than 10 during the period. % is calculated as Quantity/Base number*100

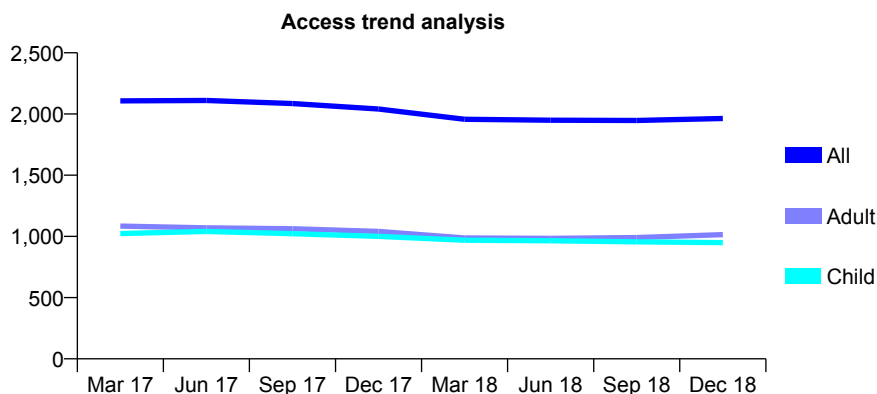
Q63 - Vital Signs At a Glance Contract Report for 219851/0001 - December 2018

Name or company name	MR DN COGGER
Contract type name	GDS Contract
Purpose of contract	General
Contract start date	01/04/2006
Contract end date	

18/19 Contracted general activity (UDA)	7,000
Carry forward general activity (UDA)	0
18/19 Contracted orthodontic activity (UOA)	0
Carry forward orthodontic activity (UOA)	0
Baseline contract value	£190,609.07

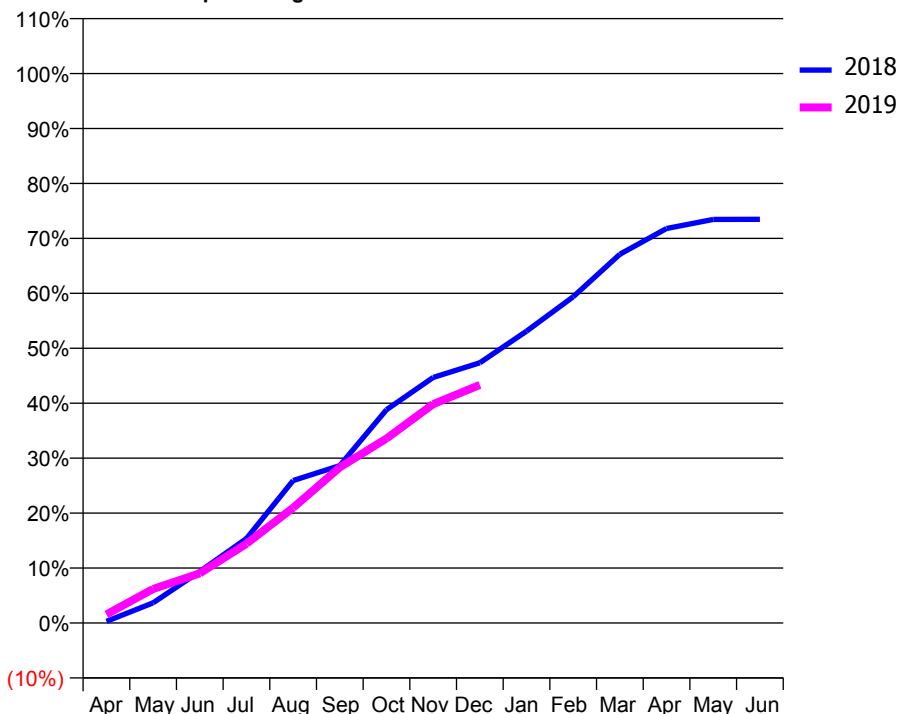
ACCESS*

Patients seen in 24 months	Total	Change since previous quarter
Quarter ending December 2017	2,041	
Quarter ending March 2018	1,957	↓
Quarter ending June 2018	1,949	→
Quarter ending September 2018	1,947	→
Quarter ending December 2018	1,964	→
Variance since December 2017	(3.8%)	↓



ACTIVITY

Cumulative percentage of contracted UDA delivered 2018 & 2019



Adjusted Scheduled Activity (UDA)		
Month	2018	2019
April	21	109
May	258	434
June	656	633
July	1,076	1,010
August	1,815	1,469
September	2,005	1,983
October	2,718	2,351
November	3,128	2,789
December	3,315	3,032
January	3,717	
February	4,157	
March	4,698	
April	5,025	
May	5,142	
June	5,143	

QUALITY

	Quantity	Base Number	Contract	AT	Region	England
% of FP17s for the same patient ID Re-attending within 3 months - Children	78	843	9.3%	10.2%	11.8%	11.8%
% of FP17s for the same patient ID Re-attending within 3 months - Adults	208	1,040	20.0%	15.4%	16.7%	15.6%
% of FP17s for the same patient ID Re-attending between 3 & 9 months - Children	365	843	43.3%	49.0%	48.6%	58.8%
% of FP17s for the same patient ID Re-attending between 3 & 9 months - Adults	399	1,040	38.4%	38.7%	39.1%	51.0%
% of FP17s for Band 1 Urgent Courses	340	1,699	20.0%	10.2%	10.6%	9.0%
% of FP17s Relating to Free Repair or Replacements	0	1,699	0.0%	0.6%	0.5%	0.8%
% of FP17s Relating to Continuations	3	1,699	0.2%	0.9%	0.7%	0.9%
% of Patients satisfied with the dentistry they have received	1	1	N/A	91.8%	90.2%	93.2%
% of Patients satisfied with the time they had to wait for an appointment	1	1	N/A	87.2%	85.0%	88.3%

* This is based on patients treated on this contract for their most recent course of treatment. Figures in italics indicate the base number of FP17s or Patient Questionnaire responses are less than 100. N/A is shown where the base number of responses is less than 10 during the period. % is calculated as Quantity/Base number*100

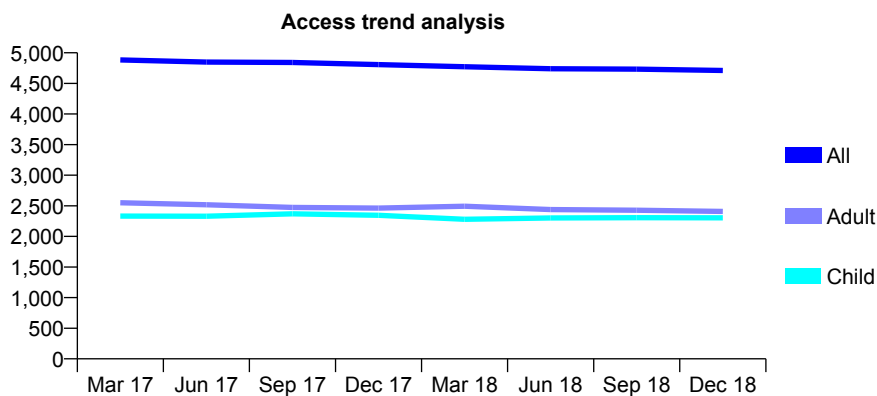
Q63 - Vital Signs At a Glance Contract Report for 220000/0001 - December 2018

Name or company name	MR FH HUSSAIN
Contract type name	GDS Contract
Purpose of contract	General
Contract start date	01/04/2006
Contract end date	

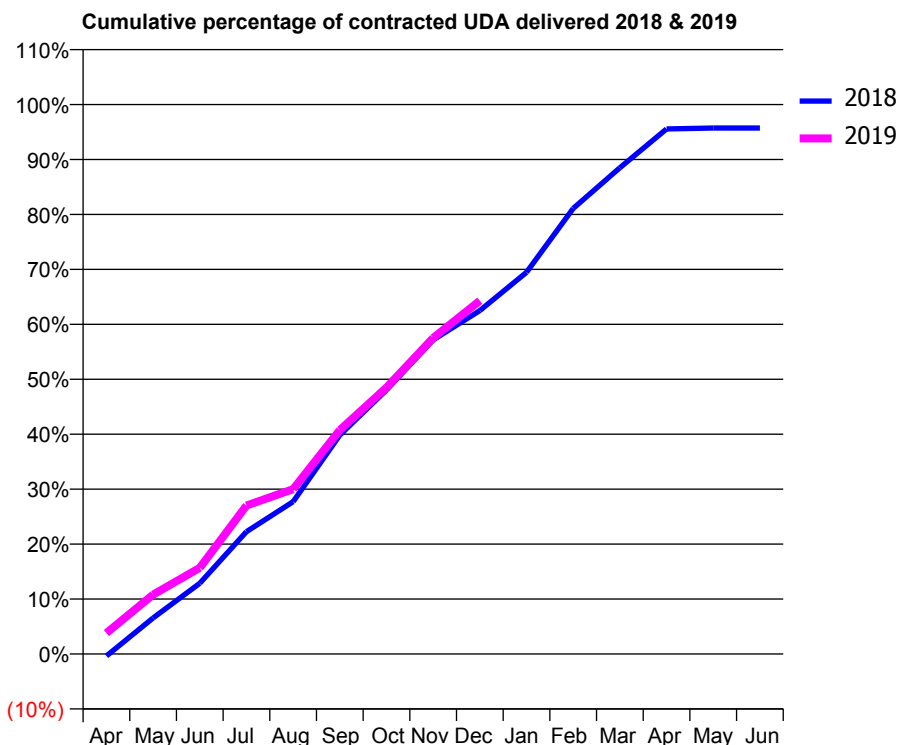
18/19 Contracted general activity (UDA)	16,178
Carry forward general activity (UDA)	0
18/19 Contracted orthodontic activity (UOA)	0
Carry forward orthodontic activity (UOA)	0
Baseline contract value	£567,239.77

ACCESS*

Patients seen in 24 months	Total	Change since previous quarter
Quarter ending December 2017	4,808	
Quarter ending March 2018	4,772	→
Quarter ending June 2018	4,740	→
Quarter ending September 2018	4,734	→
Quarter ending December 2018	4,712	→
Variance since December 2017	(2.0%)	↓



ACTIVITY



Month	Adjusted Scheduled Activity (UDA)	
	2018	2019
April	-61	618
May	1,064	1,750
June	2,083	2,537
July	3,601	4,373
August	4,487	4,856
September	6,446	6,592
October	7,775	7,846
November	9,246	9,308
December	10,112	10,401
January	11,237	
February	13,119	
March	14,316	
April	15,458	
May	15,487	
June	15,487	

QUALITY

	Quantity	Base Number	Contract	AT	Region	England
% of FP17s for the same patient ID Re-attending within 3 months - Children	97	1,729	5.6%	10.2%	11.8%	11.8%
% of FP17s for the same patient ID Re-attending within 3 months - Adults	298	1,682	17.7%	15.4%	16.7%	15.6%
% of FP17s for the same patient ID Re-attending between 3 & 9 months - Children	413	1,729	23.9%	49.0%	48.6%	58.8%
% of FP17s for the same patient ID Re-attending between 3 & 9 months - Adults	472	1,682	28.1%	38.7%	39.1%	51.0%
% of FP17s for Band 1 Urgent Courses	412	3,213	12.8%	10.2%	10.6%	9.0%
% of FP17s Relating to Free Repair or Replacements	0	3,213	0.0%	0.6%	0.5%	0.8%
% of FP17s Relating to Continuations	10	3,213	0.3%	0.9%	0.7%	0.9%
% of Patients satisfied with the dentistry they have received	0	0	N/A	91.8%	90.2%	93.2%
% of Patients satisfied with the time they had to wait for an appointment	0	0	N/A	87.2%	85.0%	88.3%

* This is based on patients treated on this contract for their most recent course of treatment. Figures in italics indicate the base number of FP17s or Patient Questionnaire responses are less than 100. N/A is shown where the base number of responses is less than 10 during the period. % is calculated as Quantity/Base number*100

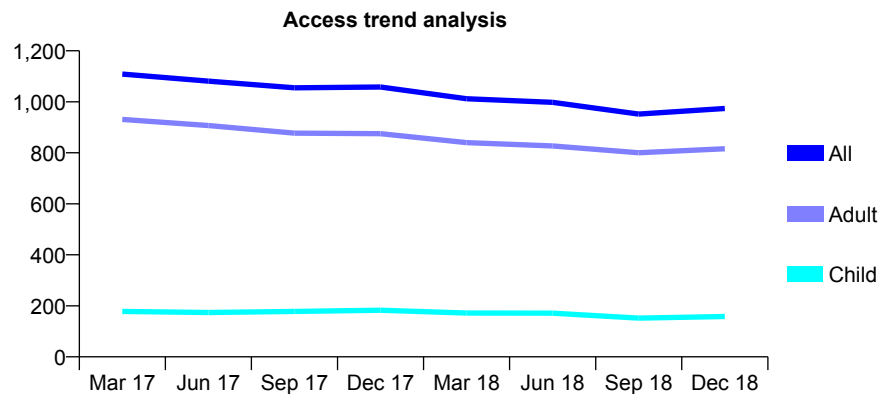
Q63 - Vital Signs At a Glance Contract Report for 220132/0001 - December 2018

Name or company name	MR WC YEAP
Contract type name	GDS Contract
Purpose of contract	General
Contract start date	01/04/2006
Contract end date	

18/19 Contracted general activity (UDA)	6,260
Carry forward general activity (UDA)	0
18/19 Contracted orthodontic activity (UOA)	0
Carry forward orthodontic activity (UOA)	0
Baseline contract value	£171,848.74

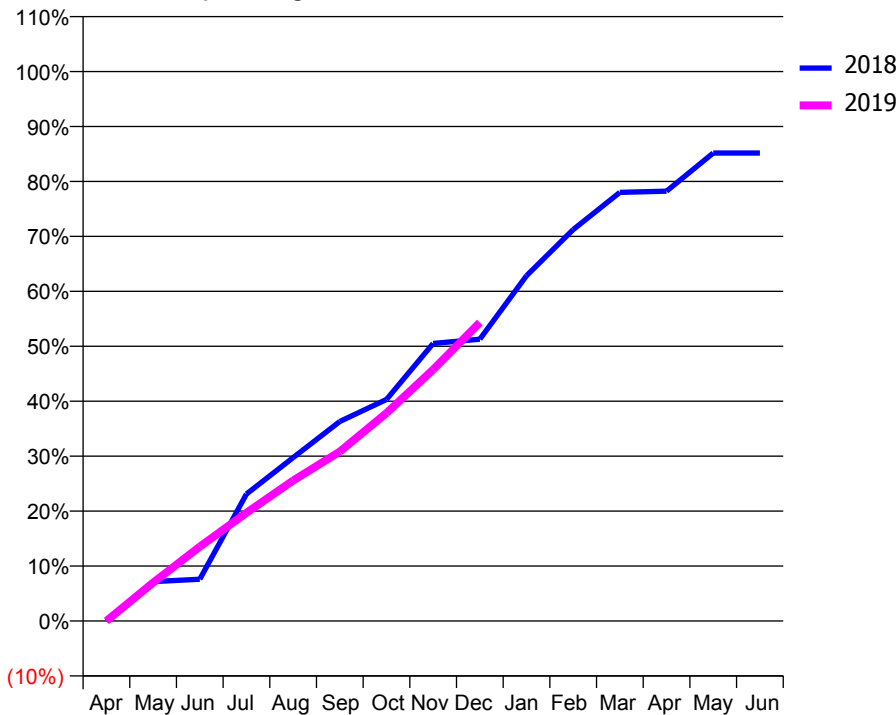
ACCESS*

Patients seen in 24 months	Total	Change since previous quarter
Quarter ending December 2017	1,058	
Quarter ending March 2018	1,012	↓
Quarter ending June 2018	998	↓
Quarter ending September 2018	952	↓
Quarter ending December 2018	974	↑
Variance since December 2017	(7.9%)	↓



ACTIVITY

Cumulative percentage of contracted UDA delivered 2018 & 2019



Month	Adjusted Scheduled Activity (UDA)	
	2018	2019
April	1	0
May	448	437
June	476	846
July	1,447	1,232
August	1,861	1,601
September	2,273	1,930
October	2,524	2,368
November	3,162	2,865
December	3,211	3,401
January	3,933	
February	4,459	
March	4,884	
April	4,897	
May	5,332	
June	5,332	

QUALITY

	Quantity	Base Number	Contract	AT	Region	England
% of FP17s for the same patient ID Re-attending within 3 months - Children	3	112	2.7%	10.2%	11.8%	11.8%
% of FP17s for the same patient ID Re-attending within 3 months - Adults	57	586	9.7%	15.4%	16.7%	15.6%
% of FP17s for the same patient ID Re-attending between 3 & 9 months - Children	39	112	34.8%	49.0%	48.6%	58.8%
% of FP17s for the same patient ID Re-attending between 3 & 9 months - Adults	172	586	29.4%	38.7%	39.1%	51.0%
% of FP17s for Band 1 Urgent Courses	44	631	7.0%	10.2%	10.6%	9.0%
% of FP17s Relating to Free Repair or Replacements	0	631	0.0%	0.6%	0.5%	0.8%
% of FP17s Relating to Continuations	0	631	0.0%	0.9%	0.7%	0.9%
% of Patients satisfied with the dentistry they have received	1	1	N/A	91.8%	90.2%	93.2%
% of Patients satisfied with the time they had to wait for an appointment	0	1	N/A	87.2%	85.0%	88.3%

* This is based on patients treated on this contract for their most recent course of treatment. Figures in italics indicate the base number of FP17s or Patient Questionnaire responses are less than 100. N/A is shown where the base number of responses is less than 10 during the period. % is calculated as Quantity/Base number*100

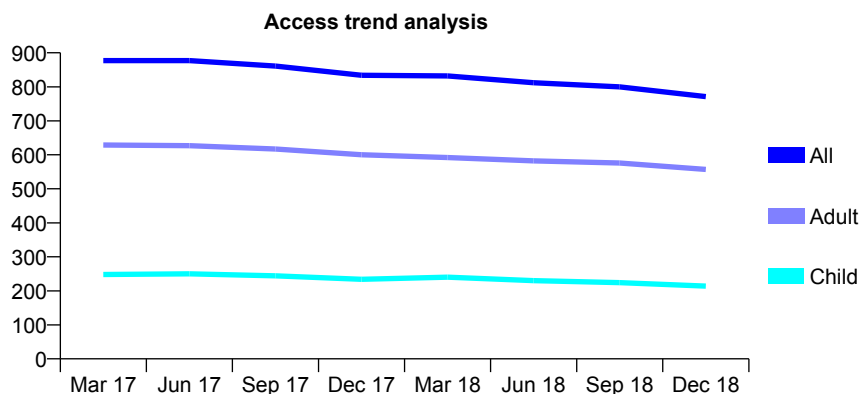
Q63 - Vital Signs At a Glance Contract Report for 220949/0001 - December 2018

Name or company name	MR HS SIRHA
Contract type name	GDS Contract
Purpose of contract	General
Contract start date	01/04/2006
Contract end date	

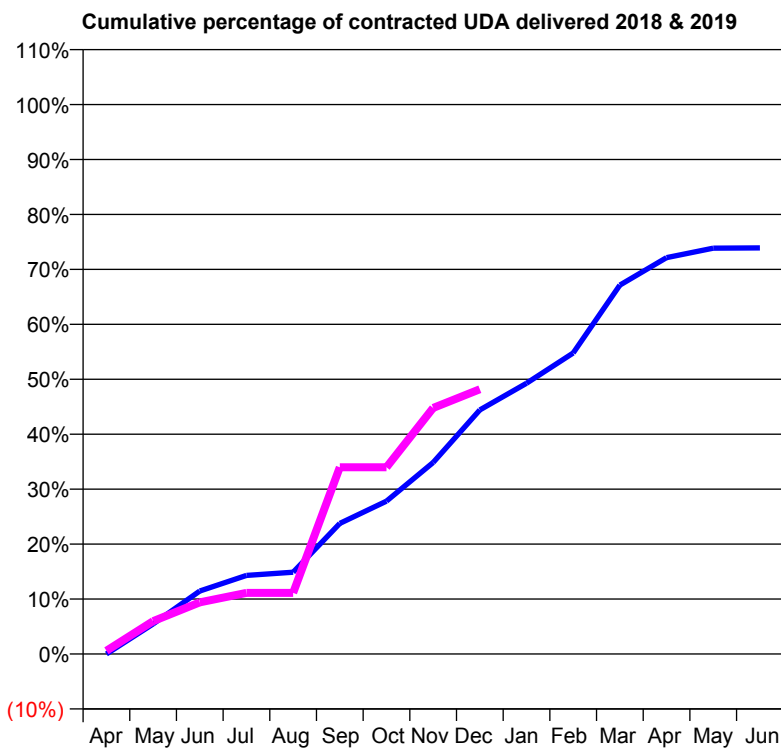
18/19 Contracted general activity (UDA)	2,097
Carry forward general activity (UDA)	0
18/19 Contracted orthodontic activity (UOA)	0
Carry forward orthodontic activity (UOA)	0
Baseline contract value	£61,768.82

ACCESS*

Patients seen in 24 months	Total	Change since previous quarter
Quarter ending December 2017	834	
Quarter ending March 2018	832	→
Quarter ending June 2018	812	↓
Quarter ending September 2018	800	↓
Quarter ending December 2018	771	↓
Variance since December 2017	(7.6%)	↓



ACTIVITY



Month	Adjusted Scheduled Activity (UDA)	
	2018	2019
April	0	12
May	115	125
June	240	197
July	300	233
August	312	233
September	499	713
October	584	713
November	731	939
December	932	1,010
January	1,033	
February	1,149	
March	1,408	
April	1,512	
May	1,549	
June	1,550	

QUALITY

	Quantity	Base Number	Contract	AT	Region	England
% of FP17s for the same patient ID Re-attending within 3 months - Children	18	231	7.8%	10.2%	11.8%	11.8%
% of FP17s for the same patient ID Re-attending within 3 months - Adults	41	408	10.0%	15.4%	16.7%	15.6%
% of FP17s for the same patient ID Re-attending between 3 & 9 months - Children	157	231	68.0%	49.0%	48.6%	58.8%
% of FP17s for the same patient ID Re-attending between 3 & 9 months - Adults	140	408	34.3%	38.7%	39.1%	51.0%
% of FP17s for Band 1 Urgent Courses	54	537	10.1%	10.2%	10.6%	9.0%
% of FP17s Relating to Free Repair or Replacements	4	537	0.7%	0.6%	0.5%	0.8%
% of FP17s Relating to Continuations	0	537	0.0%	0.9%	0.7%	0.9%
% of Patients satisfied with the dentistry they have received	0	0	N/A	91.8%	90.2%	93.2%
% of Patients satisfied with the time they had to wait for an appointment	0	0	N/A	87.2%	85.0%	88.3%

* This is based on patients treated on this contract for their most recent course of treatment. Figures in italics indicate the base number of FP17s or Patient Questionnaire responses are less than 100. N/A is shown where the base number of responses is less than 10 during the period. % is calculated as Quantity/Base number*100

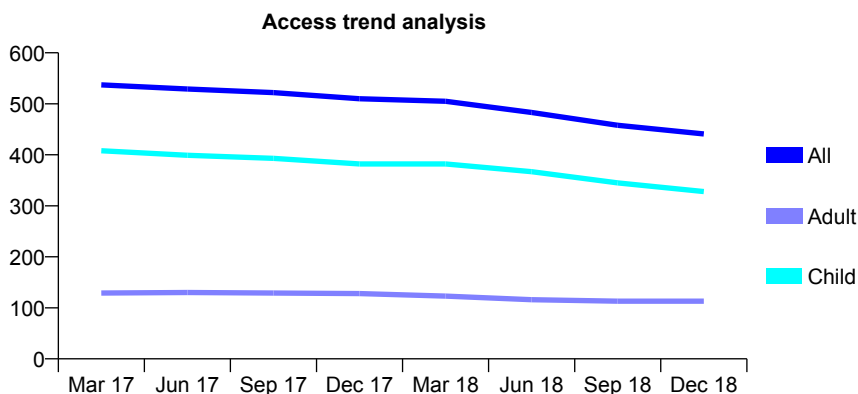
Q63 - Vital Signs At a Glance Contract Report for 228605/0001 - December 2018

Name or company name	MRS CS HENSLEY
Contract type name	GDS Contract
Purpose of contract	General
Contract start date	01/04/2006
Contract end date	

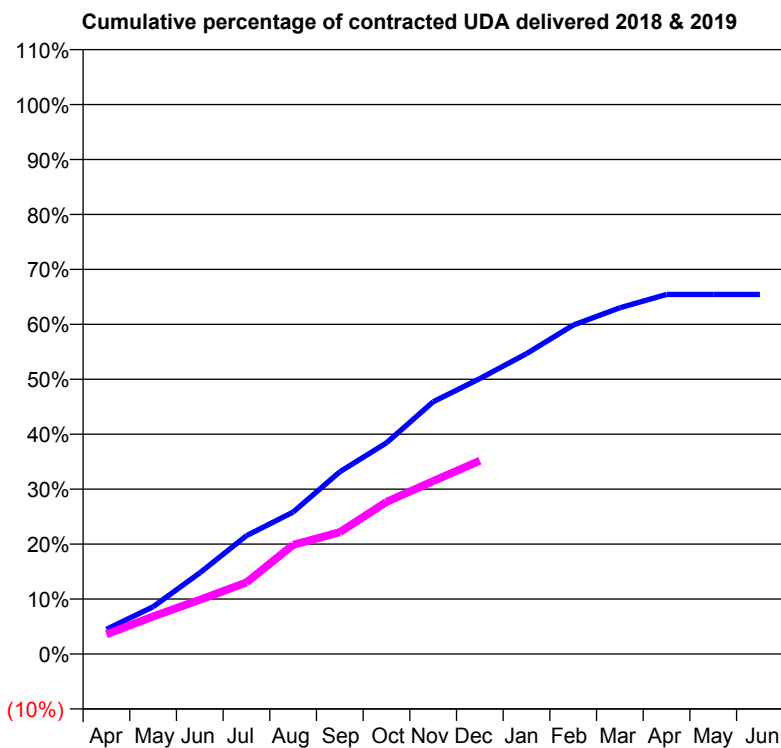
18/19 Contracted general activity (UDA)	1,400
Carry forward general activity (UDA)	0
18/19 Contracted orthodontic activity (UOA)	0
Carry forward orthodontic activity (UOA)	0
Baseline contract value	£29,569.84

ACCESS*

Patients seen in 24 months	Total	Change since previous quarter
Quarter ending December 2017	510	
Quarter ending March 2018	505	→
Quarter ending June 2018	483	↓
Quarter ending September 2018	458	↓
Quarter ending December 2018	441	↓
Variance since December 2017	(13.5%)	↓



ACTIVITY



Adjusted Scheduled Activity (UDA)		
Month	2018	2019
April	63	50
May	121	96
June	207	138
July	302	182
August	362	278
September	464	310
October	538	388
November	643	441
December	702	493
January	765	
February	838	
March	882	
April	916	
May	916	
June	916	

QUALITY

	Quantity	Base Number	Contract	AT	Region	England
% of FP17s for the same patient ID Re-attending within 3 months - Children	18	282	6.4%	10.2%	11.8%	11.8%
% of FP17s for the same patient ID Re-attending within 3 months - Adults	14	60	23.3%	15.4%	16.7%	15.6%
% of FP17s for the same patient ID Re-attending between 3 & 9 months - Children	150	282	53.2%	49.0%	48.6%	58.8%
% of FP17s for the same patient ID Re-attending between 3 & 9 months - Adults	26	60	43.3%	38.7%	39.1%	51.0%
% of FP17s for Band 1 Urgent Courses	8	323	2.5%	10.2%	10.6%	9.0%
% of FP17s Relating to Free Repair or Replacements	0	323	0.0%	0.6%	0.5%	0.8%
% of FP17s Relating to Continuations	0	323	0.0%	0.9%	0.7%	0.9%
% of Patients satisfied with the dentistry they have received	0	0	N/A	91.8%	90.2%	93.2%
% of Patients satisfied with the time they had to wait for an appointment	0	0	N/A	87.2%	85.0%	88.3%

* This is based on patients treated on this contract for their most recent course of treatment. Figures in italics indicate the base number of FP17s or Patient Questionnaire responses are less than 100. N/A is shown where the base number of responses is less than 10 during the period. % is calculated as Quantity/Base number*100

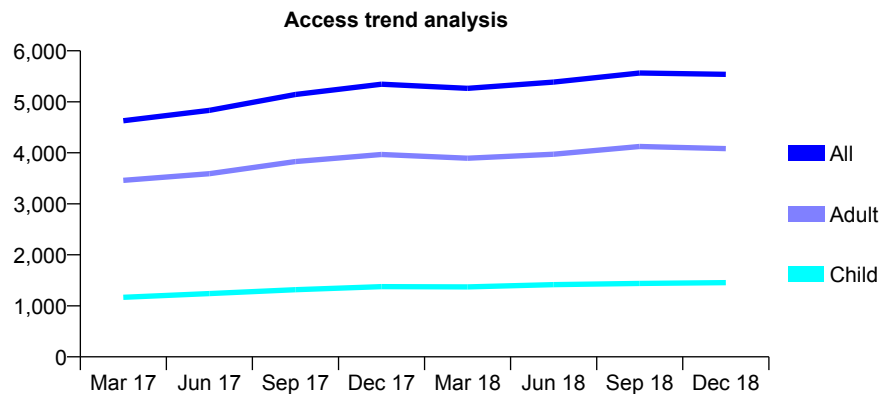
Q63 - Vital Signs At a Glance Contract Report for 228850/0002 - December 2018

Name or company name	Tushar and Sandeep Patel
Contract type name	GDS Contract
Purpose of contract	General
Contract start date	01/04/2006
Contract end date	

18/19 Contracted general activity (UDA)	12,283
Carry forward general activity (UDA)	-246
18/19 Contracted orthodontic activity (UOA)	0
Carry forward orthodontic activity (UOA)	0
Baseline contract value	£366,530.56

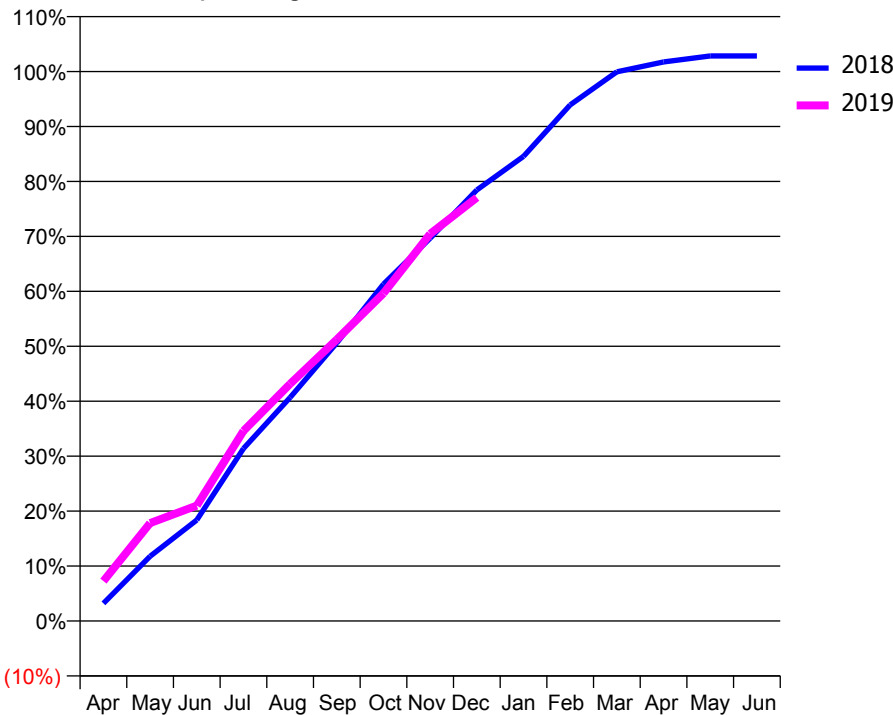
ACCESS*

Patients seen in 24 months	Total	Change since previous quarter
Quarter ending December 2017	5,344	
Quarter ending March 2018	5,264	↓
Quarter ending June 2018	5,388	↑
Quarter ending September 2018	5,564	↑
Quarter ending December 2018	5,539	→
Variance since December 2017	3.6%	↑



ACTIVITY

Cumulative percentage of contracted UDA delivered 2018 & 2019



Adjusted Scheduled Activity (UDA)		
Month	2018	2019
April	394	893
May	1,446	2,189
June	2,257	2,578
July	3,856	4,248
August	4,998	5,301
September	6,215	6,293
October	7,532	7,324
November	8,557	8,654
December	9,637	9,464
January	10,386	
February	11,538	
March	12,277	
April	12,496	
May	12,629	
June	12,629	

QUALITY

	Quantity	Base Number	Contract	AT	Region	England
% of FP17s for the same patient ID Re-attending within 3 months - Children	93	1,196	7.8%	10.2%	11.8%	11.8%
% of FP17s for the same patient ID Re-attending within 3 months - Adults	418	3,014	13.9%	15.4%	16.7%	15.6%
% of FP17s for the same patient ID Re-attending between 3 & 9 months - Children	517	1,196	43.2%	49.0%	48.6%	58.8%
% of FP17s for the same patient ID Re-attending between 3 & 9 months - Adults	1,072	3,014	35.6%	38.7%	39.1%	51.0%
% of FP17s for Band 1 Urgent Courses	478	4,005	11.9%	10.2%	10.6%	9.0%
% of FP17s Relating to Free Repair or Replacements	1	4,005	0.0%	0.6%	0.5%	0.8%
% of FP17s Relating to Continuations	42	4,005	1.0%	0.9%	0.7%	0.9%
% of Patients satisfied with the dentistry they have received	0	0	N/A	91.8%	90.2%	93.2%
% of Patients satisfied with the time they had to wait for an appointment	0	0	N/A	87.2%	85.0%	88.3%

* This is based on patients treated on this contract for their most recent course of treatment. Figures in italics indicate the base number of FP17s or Patient Questionnaire responses are less than 100. N/A is shown where the base number of responses is less than 10 during the period. % is calculated as Quantity/Base number*100

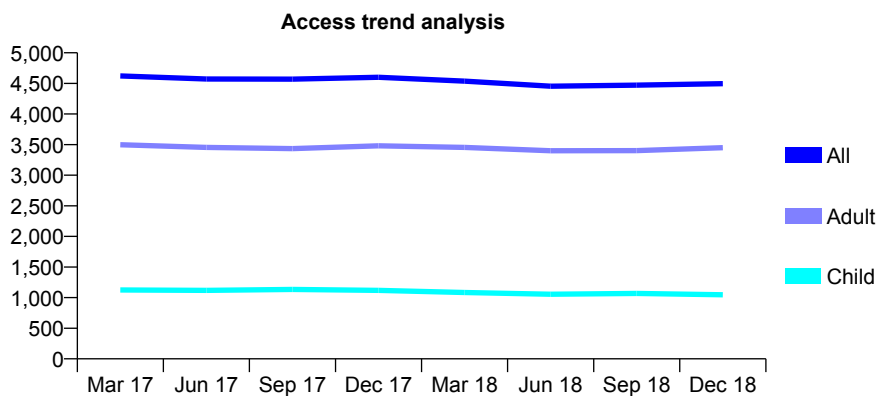
Q63 - Vital Signs At a Glance Contract Report for 228850/0003 - December 2018

Name or company name	Tushar and Sandeep Patel
Contract type name	GDS Contract
Purpose of contract	General
Contract start date	01/04/2006
Contract end date	

18/19 Contracted general activity (UDA)	12,334
Carry forward general activity (UDA)	0
18/19 Contracted orthodontic activity (UOA)	0
Carry forward orthodontic activity (UOA)	0
Baseline contract value	£415,630.53

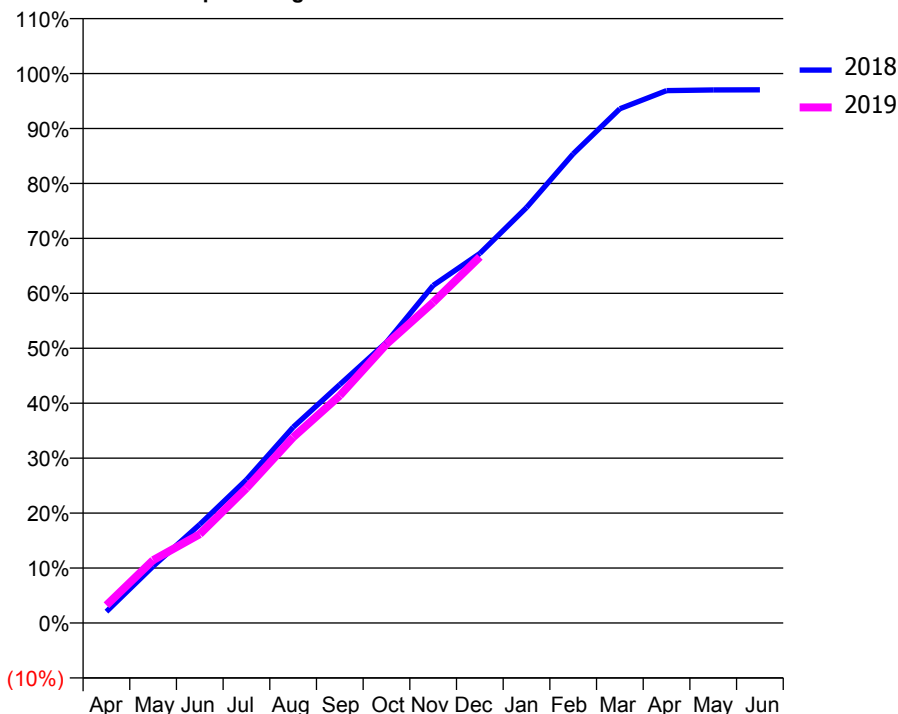
ACCESS*

Patients seen in 24 months	Total	Change since previous quarter
Quarter ending December 2017	4,600	
Quarter ending March 2018	4,538	↓
Quarter ending June 2018	4,455	↓
Quarter ending September 2018	4,471	→
Quarter ending December 2018	4,496	→
Variance since December 2017	(2.3%)	↓



ACTIVITY

Cumulative percentage of contracted UDA delivered 2018 & 2019



Month	Adjusted Scheduled Activity (UDA)	
	2018	2019
April	256	401
May	1,275	1,411
June	2,213	1,994
July	3,216	3,029
August	4,394	4,168
September	5,353	5,104
October	6,301	6,259
November	7,577	7,196
December	8,296	8,217
January	9,326	
February	10,533	
March	11,544	
April	11,949	
May	11,964	
June	11,968	

QUALITY

	Quantity	Base Number	Contract	AT	Region	England
% of FP17s for the same patient ID Re-attending within 3 months - Children	60	928	6.5%	10.2%	11.8%	11.8%
% of FP17s for the same patient ID Re-attending within 3 months - Adults	341	2,635	12.9%	15.4%	16.7%	15.6%
% of FP17s for the same patient ID Re-attending between 3 & 9 months - Children	450	928	48.5%	49.0%	48.6%	58.8%
% of FP17s for the same patient ID Re-attending between 3 & 9 months - Adults	901	2,635	34.2%	38.7%	39.1%	51.0%
% of FP17s for Band 1 Urgent Courses	268	3,252	8.2%	10.2%	10.6%	9.0%
% of FP17s Relating to Free Repair or Replacements	16	3,252	0.5%	0.6%	0.5%	0.8%
% of FP17s Relating to Continuations	50	3,252	1.5%	0.9%	0.7%	0.9%
% of Patients satisfied with the dentistry they have received	3	3	N/A	91.8%	90.2%	93.2%
% of Patients satisfied with the time they had to wait for an appointment	3	3	N/A	87.2%	85.0%	88.3%

* This is based on patients treated on this contract for their most recent course of treatment. Figures in italics indicate the base number of FP17s or Patient Questionnaire responses are less than 100. N/A is shown where the base number of responses is less than 10 during the period. % is calculated as Quantity/Base number*100

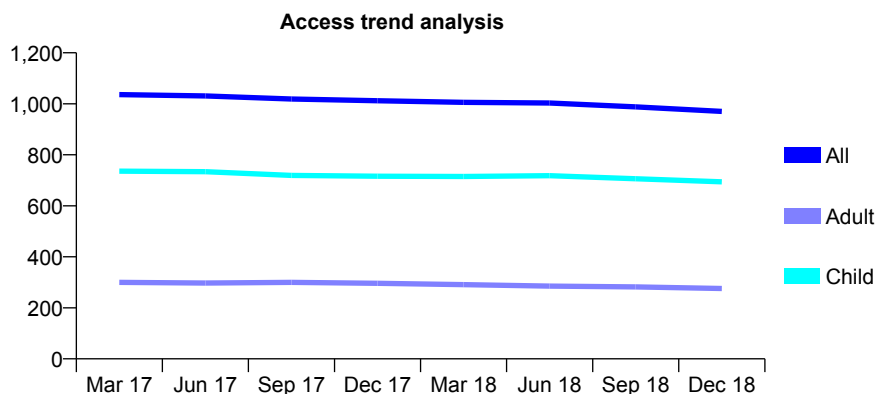
Q63 - Vital Signs At a Glance Contract Report for 228966/0001 - December 2018

Name or company name	MR AM TOMALIN
Contract type name	GDS Contract
Purpose of contract	General
Contract start date	01/04/2006
Contract end date	

18/19 Contracted general activity (UDA)	2,100
Carry forward general activity (UDA)	0
18/19 Contracted orthodontic activity (UOA)	0
Carry forward orthodontic activity (UOA)	0
Baseline contract value	£47,070.25

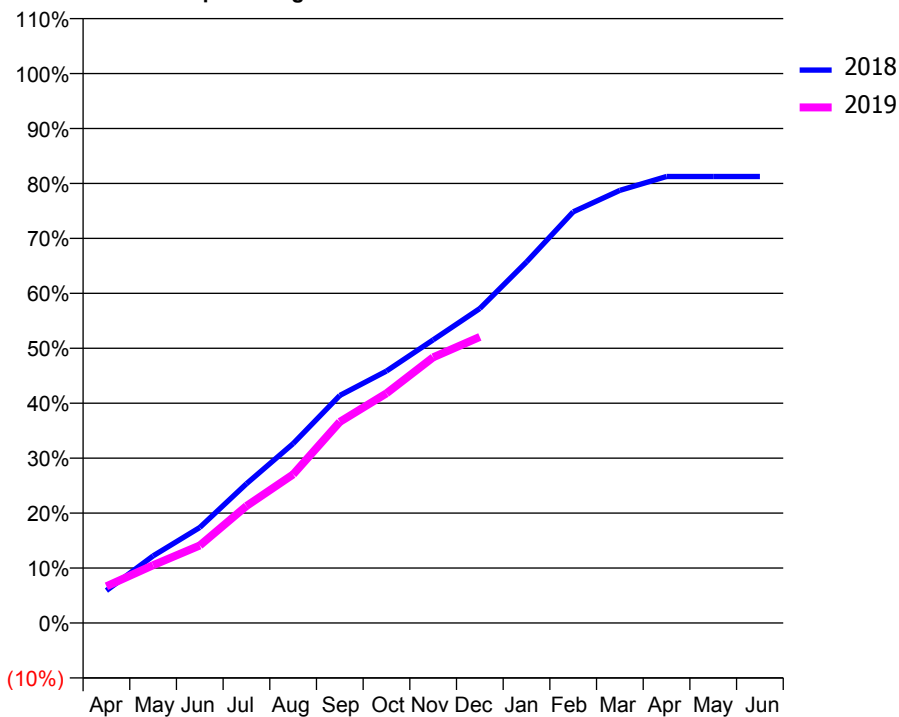
ACCESS*

Patients seen in 24 months	Total	Change since previous quarter
Quarter ending December 2017	1,012	
Quarter ending March 2018	1,006	→
Quarter ending June 2018	1,003	→
Quarter ending September 2018	988	↓
Quarter ending December 2018	970	↓
Variance since December 2017	(4.2%)	↓



ACTIVITY

Cumulative percentage of contracted UDA delivered 2018 & 2019



Adjusted Scheduled Activity (UDA)

Month	2018	2019
April	124	140
May	257	221
June	365	296
July	532	447
August	686	568
September	870	769
October	963	878
November	1,082	1,015
December	1,202	1,093
January	1,380	
February	1,571	
March	1,653	
April	1,706	
May	1,706	
June	1,706	

QUALITY

	Quantity	Base Number	Contract	AT	Region	England
% of FP17s for the same patient ID Re-attending within 3 months - Children	45	794	5.7%	10.2%	11.8%	11.8%
% of FP17s for the same patient ID Re-attending within 3 months - Adults	5	151	3.3%	15.4%	16.7%	15.6%
% of FP17s for the same patient ID Re-attending between 3 & 9 months - Children	513	794	64.6%	49.0%	48.6%	58.8%
% of FP17s for the same patient ID Re-attending between 3 & 9 months - Adults	75	151	49.7%	38.7%	39.1%	51.0%
% of FP17s for Band 1 Urgent Courses	22	898	2.4%	10.2%	10.6%	9.0%
% of FP17s Relating to Free Repair or Replacements	0	898	0.0%	0.6%	0.5%	0.8%
% of FP17s Relating to Continuations	0	898	0.0%	0.9%	0.7%	0.9%
% of Patients satisfied with the dentistry they have received	0	0	N/A	91.8%	90.2%	93.2%
% of Patients satisfied with the time they had to wait for an appointment	0	0	N/A	87.2%	85.0%	88.3%

* This is based on patients treated on this contract for their most recent course of treatment. Figures in italics indicate the base number of FP17s or Patient Questionnaire responses are less than 100. N/A is shown where the base number of responses is less than 10 during the period. % is calculated as Quantity/Base number*100

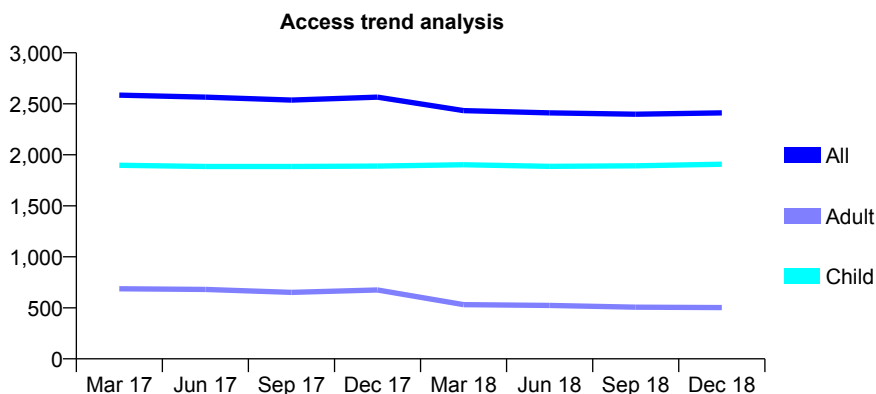
Q63 - Vital Signs At a Glance Contract Report for 230316/0001 - December 2018

Name or company name	MR PA DOOLEY
Contract type name	GDS Contract
Purpose of contract	General
Contract start date	01/09/2014
Contract end date	

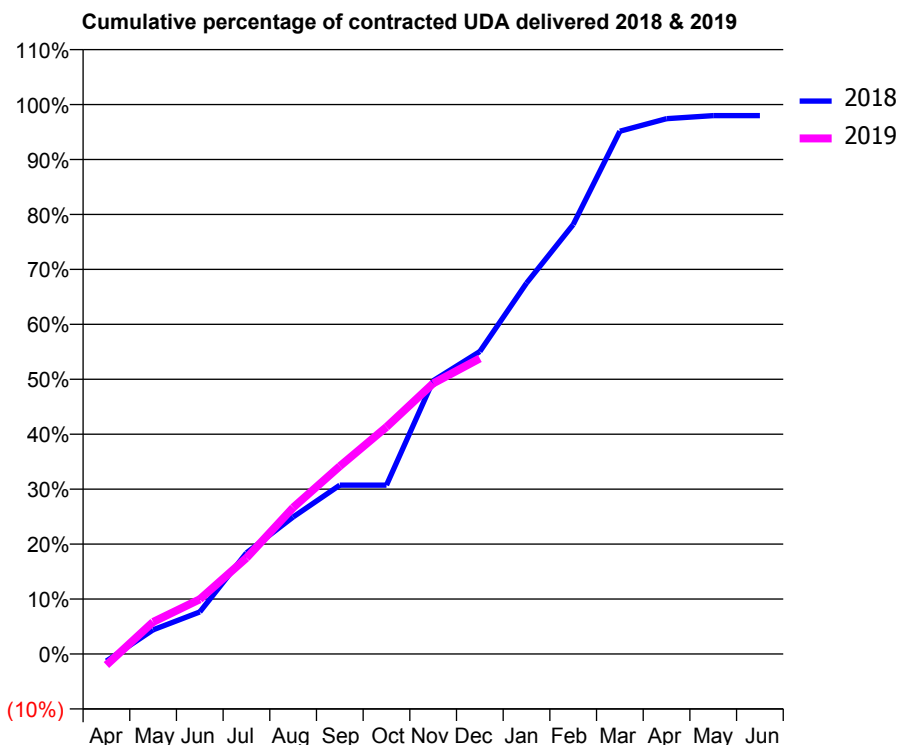
18/19 Contracted general activity (UDA)	5,500
Carry forward general activity (UDA)	111
18/19 Contracted orthodontic activity (UOA)	0
Carry forward orthodontic activity (UOA)	0
Baseline contract value	£128,980.07

ACCESS*

Patients seen in 24 months	Total	Change since previous quarter
Quarter ending December 2017	2,565	
Quarter ending March 2018	2,433	↓
Quarter ending June 2018	2,411	→
Quarter ending September 2018	2,398	→
Quarter ending December 2018	2,411	→
Variance since December 2017	(6.0%)	↓



ACTIVITY



Month	Adjusted Scheduled Activity (UDA)	
	2018	2019
April	-72	-111
May	242	321
June	421	548
July	1,012	962
August	1,371	1,467
September	1,690	1,879
October	1,690	2,272
November	2,735	2,709
December	3,028	2,958
January	3,712	
February	4,298	
March	5,233	
April	5,358	
May	5,389	
June	5,389	

QUALITY

	Quantity	Base Number	Contract	AT	Region	England
% of FP17s for the same patient ID Re-attending within 3 months - Children	142	2,056	6.9%	10.2%	11.8%	11.8%
% of FP17s for the same patient ID Re-attending within 3 months - Adults	18	240	7.5%	15.4%	16.7%	15.6%
% of FP17s for the same patient ID Re-attending between 3 & 9 months - Children	1,410	2,056	68.6%	49.0%	48.6%	58.8%
% of FP17s for the same patient ID Re-attending between 3 & 9 months - Adults	125	240	52.1%	38.7%	39.1%	51.0%
% of FP17s for Band 1 Urgent Courses	51	2,172	2.3%	10.2%	10.6%	9.0%
% of FP17s Relating to Free Repair or Replacements	0	2,172	0.0%	0.6%	0.5%	0.8%
% of FP17s Relating to Continuations	0	2,172	0.0%	0.9%	0.7%	0.9%
% of Patients satisfied with the dentistry they have received	0	0	N/A	91.8%	90.2%	93.2%
% of Patients satisfied with the time they had to wait for an appointment	0	0	N/A	87.2%	85.0%	88.3%

* This is based on patients treated on this contract for their most recent course of treatment. Figures in italics indicate the base number of FP17s or Patient Questionnaire responses are less than 100. N/A is shown where the base number of responses is less than 10 during the period. % is calculated as Quantity/Base number*100

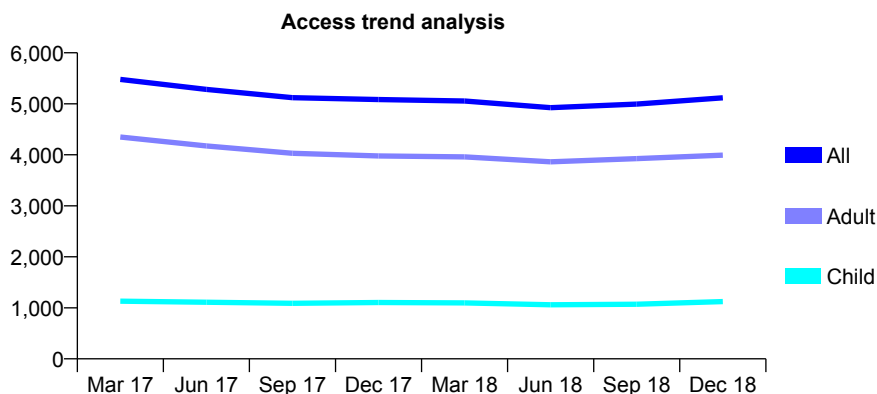
Q63 - Vital Signs At a Glance Contract Report for 234141/0001 - December 2018

Name or company name	MR DS TRENT
Contract type name	GDS Contract
Purpose of contract	General
Contract start date	01/04/2006
Contract end date	

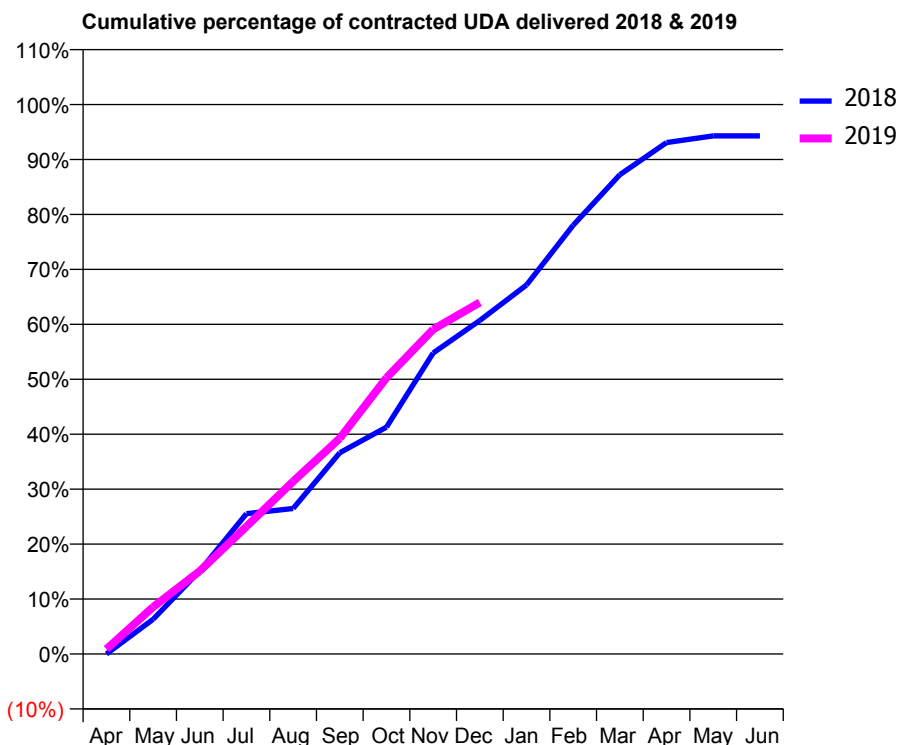
18/19 Contracted general activity (UDA)	19,000
Carry forward general activity (UDA)	0
18/19 Contracted orthodontic activity (UOA)	0
Carry forward orthodontic activity (UOA)	0
Baseline contract value	£567,327.60

ACCESS*

Patients seen in 24 months	Total	Change since previous quarter
Quarter ending December 2017	5,084	
Quarter ending March 2018	5,055	→
Quarter ending June 2018	4,923	↓
Quarter ending September 2018	4,996	→
Quarter ending December 2018	5,117	↑
Variance since December 2017	0.6%	→



ACTIVITY



Month	Adjusted Scheduled Activity (UDA)	
	2018	2019
April	1	168
May	1,202	1,626
June	2,874	2,872
July	4,851	4,408
August	5,030	5,968
September	6,959	7,457
October	7,847	9,551
November	10,408	11,225
December	11,532	12,155
January	12,758	
February	14,827	
March	16,572	
April	17,683	
May	17,913	
June	17,913	

QUALITY

	Quantity	Base Number	Contract	AT	Region	England
% of FP17s for the same patient ID Re-attending within 3 months - Children	53	986	5.4%	10.2%	11.8%	11.8%
% of FP17s for the same patient ID Re-attending within 3 months - Adults	313	3,326	9.4%	15.4%	16.7%	15.6%
% of FP17s for the same patient ID Re-attending between 3 & 9 months - Children	384	986	38.9%	49.0%	48.6%	58.8%
% of FP17s for the same patient ID Re-attending between 3 & 9 months - Adults	1,347	3,326	40.5%	38.7%	39.1%	51.0%
% of FP17s for Band 1 Urgent Courses	194	3,989	4.9%	10.2%	10.6%	9.0%
% of FP17s Relating to Free Repair or Replacements	48	3,989	1.2%	0.6%	0.5%	0.8%
% of FP17s Relating to Continuations	43	3,989	1.1%	0.9%	0.7%	0.9%
% of Patients satisfied with the dentistry they have received	10	10	100.0%	91.8%	90.2%	93.2%
% of Patients satisfied with the time they had to wait for an appointment	10	10	100.0%	87.2%	85.0%	88.3%

* This is based on patients treated on this contract for their most recent course of treatment. Figures in italics indicate the base number of FP17s or Patient Questionnaire responses are less than 100. N/A is shown where the base number of responses is less than 10 during the period. % is calculated as Quantity/Base number*100

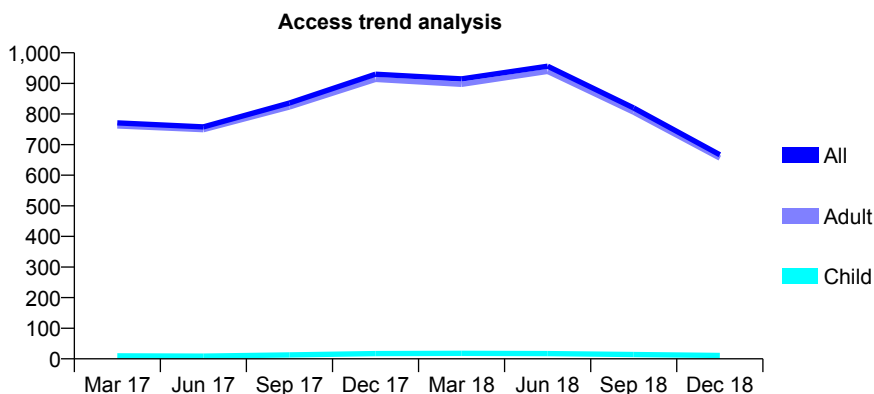
Q63 - Vital Signs At a Glance Contract Report for 234141/0002 - December 2018

Name or company name	MR DS TRENT
Contract type name	PDS Contract
Purpose of contract	General
Contract start date	01/09/2010
Contract end date	31/07/2018

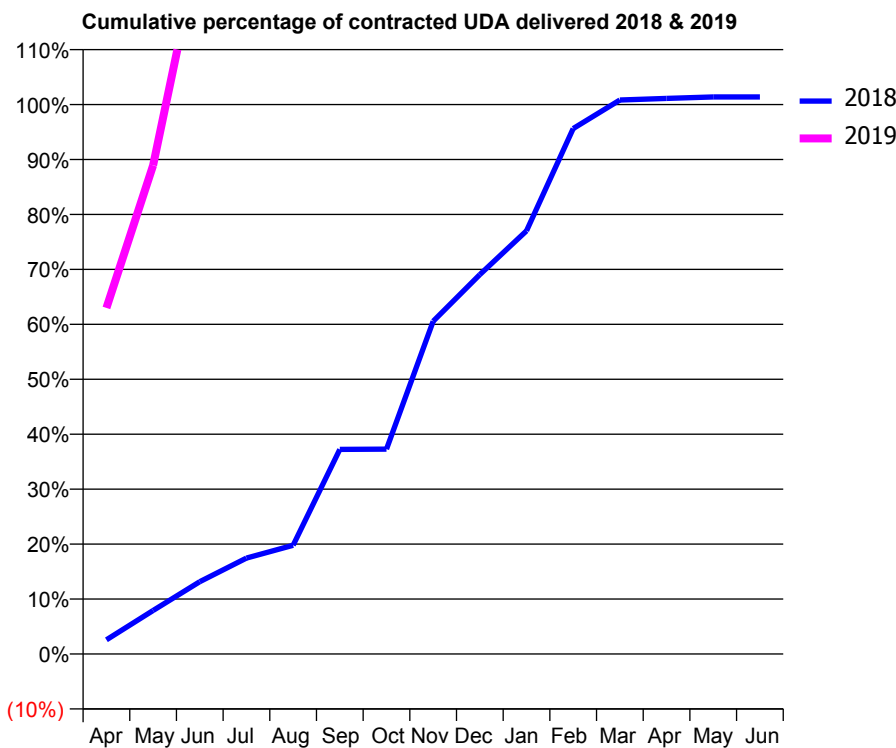
18/19 Contracted general activity (UDA)	524
Carry forward general activity (UDA)	0
18/19 Contracted orthodontic activity (UOA)	0
Carry forward orthodontic activity (UOA)	0
Baseline contract value	£26,264.30

ACCESS*

Patients seen in 24 months	Total	Change since previous quarter
Quarter ending December 2017	930	
Quarter ending March 2018	915	↓
Quarter ending June 2018	956	↑
Quarter ending September 2018	820	↓
Quarter ending December 2018	667	↓
Variance since December 2017	(28.3%)	↓



ACTIVITY



Month	Adjusted Scheduled Activity (UDA)	
	2018	2019
April	54	330
May	166	466
June	276	678
July	366	860
August	415	935
September	781	935
October	782	935
November	1,270	935
December	1,448	935
January	1,615	
February	2,005	
March	2,114	
April	2,120	
May	2,126	
June	2,126	

QUALITY

	Quantity	Base Number	Contract	AT	Region	England
% of FP17s for the same patient ID Re-attending within 3 months - Children	0	5	0.0%	10.2%	11.8%	11.8%
% of FP17s for the same patient ID Re-attending within 3 months - Adults	6	338	1.8%	15.4%	16.7%	15.6%
% of FP17s for the same patient ID Re-attending between 3 & 9 months - Children	0	5	0.0%	49.0%	48.6%	58.8%
% of FP17s for the same patient ID Re-attending between 3 & 9 months - Adults	1	338	0.3%	38.7%	39.1%	51.0%
% of FP17s for Band 1 Urgent Courses	0	337	0.0%	10.2%	10.6%	9.0%
% of FP17s Relating to Free Repair or Replacements	0	337	0.0%	0.6%	0.5%	0.8%
% of FP17s Relating to Continuations	0	337	0.0%	0.9%	0.7%	0.9%
% of Patients satisfied with the dentistry they have received	0	0	N/A	91.8%	90.2%	93.2%
% of Patients satisfied with the time they had to wait for an appointment	0	0	N/A	87.2%	85.0%	88.3%

* This is based on patients treated on this contract for their most recent course of treatment. Figures in italics indicate the base number of FP17s or Patient Questionnaire responses are less than 100. N/A is shown where the base number of responses is less than 10 during the period. % is calculated as Quantity/Base number*100

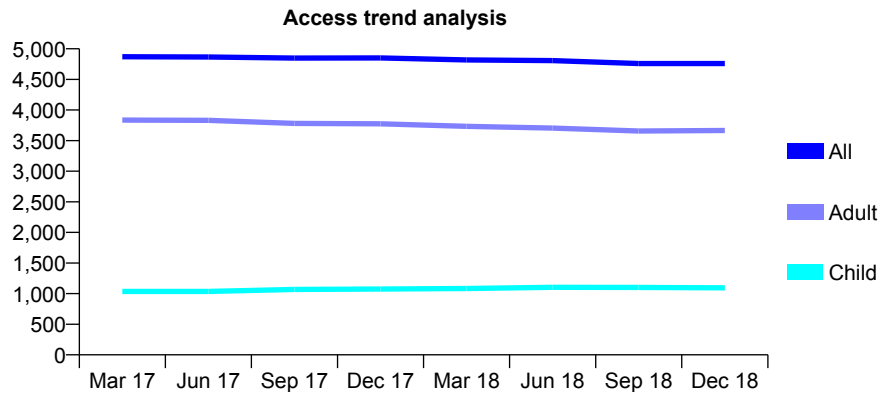
Q63 - Vital Signs At a Glance Contract Report for 239992/0001 - December 2018

Name or company name	MR J PATEL
Contract type name	GDS Contract
Purpose of contract	General
Contract start date	01/04/2006
Contract end date	

18/19 Contracted general activity (UDA)	14,173
Carry forward general activity (UDA)	0
18/19 Contracted orthodontic activity (UOA)	0
Carry forward orthodontic activity (UOA)	0
Baseline contract value	£388,923.38

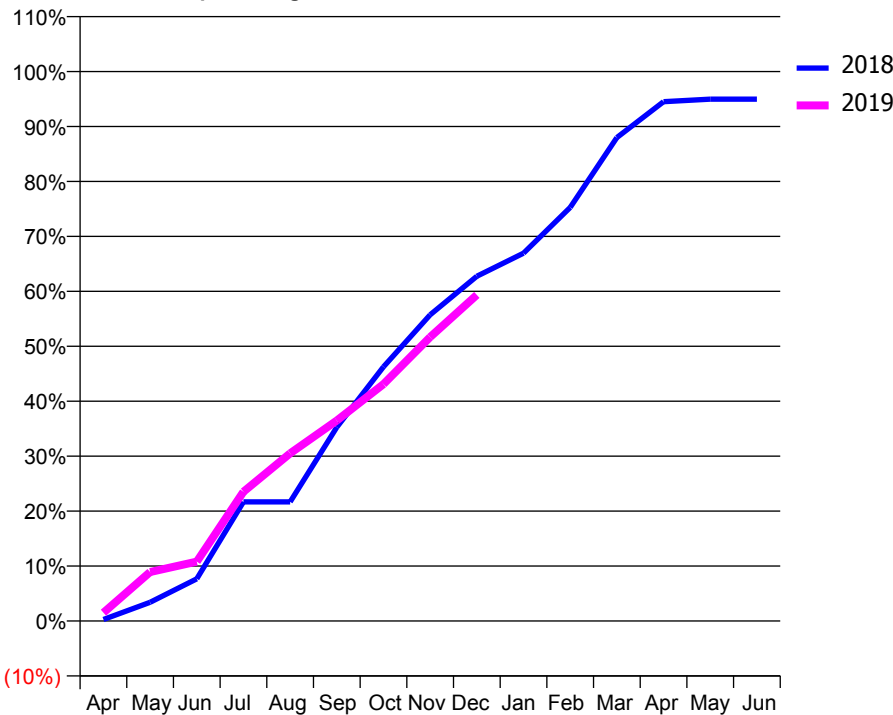
ACCESS*

Patients seen in 24 months	Total	Change since previous quarter
Quarter ending December 2017	4,850	
Quarter ending March 2018	4,817	→
Quarter ending June 2018	4,807	→
Quarter ending September 2018	4,759	→
Quarter ending December 2018	4,760	→
Variance since December 2017	(1.9%)	↓



ACTIVITY

Cumulative percentage of contracted UDA delivered 2018 & 2019



Month	Adjusted Scheduled Activity (UDA)	
	2018	2019
April	38	215
May	484	1,264
June	1,088	1,533
July	3,074	3,334
August	3,074	4,324
September	5,001	5,172
October	6,558	6,110
November	7,898	7,326
December	8,894	8,412
January	9,489	
February	10,667	
March	12,470	
April	13,393	
May	13,458	
June	13,458	

QUALITY

	Quantity	Base Number	Contract	AT	Region	England
% of FP17s for the same patient ID Re-attending within 3 months - Children	112	1,091	10.3%	10.2%	11.8%	11.8%
% of FP17s for the same patient ID Re-attending within 3 months - Adults	383	2,987	12.8%	15.4%	16.7%	15.6%
% of FP17s for the same patient ID Re-attending between 3 & 9 months - Children	544	1,091	49.9%	49.0%	48.6%	58.8%
% of FP17s for the same patient ID Re-attending between 3 & 9 months - Adults	1,275	2,987	42.7%	38.7%	39.1%	51.0%
% of FP17s for Band 1 Urgent Courses	293	3,753	7.8%	10.2%	10.6%	9.0%
% of FP17s Relating to Free Repair or Replacements	16	3,753	0.4%	0.6%	0.5%	0.8%
% of FP17s Relating to Continuations	49	3,753	1.3%	0.9%	0.7%	0.9%
% of Patients satisfied with the dentistry they have received	4	4	N/A	91.8%	90.2%	93.2%
% of Patients satisfied with the time they had to wait for an appointment	4	4	N/A	87.2%	85.0%	88.3%

* This is based on patients treated on this contract for their most recent course of treatment. Figures in italics indicate the base number of FP17s or Patient Questionnaire responses are less than 100. N/A is shown where the base number of responses is less than 10 during the period. % is calculated as Quantity/Base number*100

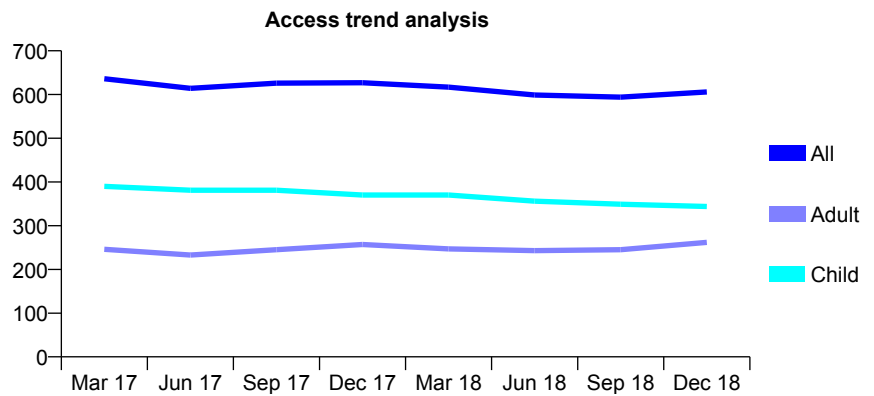
Q63 - Vital Signs At a Glance Contract Report for 241377/0001 - December 2018

Name or company name	MR DJ SCHWARTZ
Contract type name	GDS Contract
Purpose of contract	General
Contract start date	01/01/2013
Contract end date	

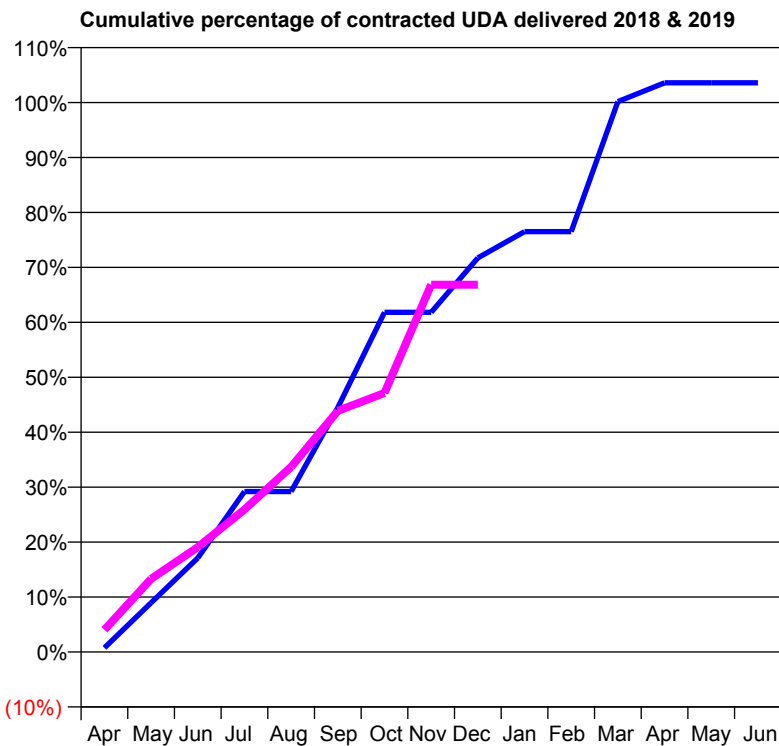
18/19 Contracted general activity (UDA)	1,315
Carry forward general activity (UDA)	-26
18/19 Contracted orthodontic activity (UOA)	0
Carry forward orthodontic activity (UOA)	0
Baseline contract value	£29,266.73

ACCESS*

Patients seen in 24 months	Total	Change since previous quarter
Quarter ending December 2017	627	
Quarter ending March 2018	617	↓
Quarter ending June 2018	599	↓
Quarter ending September 2018	594	→
Quarter ending December 2018	606	↑
Variance since December 2017	(3.3%)	↓



ACTIVITY



Month	Adjusted Scheduled Activity (UDA)	
	2018	2019
April	10	53
May	118	175
June	225	251
July	384	341
August	384	443
September	585	577
October	813	620
November	813	879
December	943	879
January	1,006	
February	1,006	
March	1,317	
April	1,362	
May	1,362	
June	1,362	

QUALITY

	Quantity	Base Number	Contract	AT	Region	England
% of FP17s for the same patient ID Re-attending within 3 months - Children	1	235	0.4%	10.2%	11.8%	11.8%
% of FP17s for the same patient ID Re-attending within 3 months - Adults	0	103	0.0%	15.4%	16.7%	15.6%
% of FP17s for the same patient ID Re-attending between 3 & 9 months - Children	55	235	23.4%	49.0%	48.6%	58.8%
% of FP17s for the same patient ID Re-attending between 3 & 9 months - Adults	19	103	18.4%	38.7%	39.1%	51.0%
% of FP17s for Band 1 Urgent Courses	0	323	0.0%	10.2%	10.6%	9.0%
% of FP17s Relating to Free Repair or Replacements	0	323	0.0%	0.6%	0.5%	0.8%
% of FP17s Relating to Continuations	0	323	0.0%	0.9%	0.7%	0.9%
% of Patients satisfied with the dentistry they have received	1	1	N/A	91.8%	90.2%	93.2%
% of Patients satisfied with the time they had to wait for an appointment	1	1	N/A	87.2%	85.0%	88.3%

* This is based on patients treated on this contract for their most recent course of treatment. Figures in italics indicate the base number of FP17s or Patient Questionnaire responses are less than 100. N/A is shown where the base number of responses is less than 10 during the period. % is calculated as Quantity/Base number*100

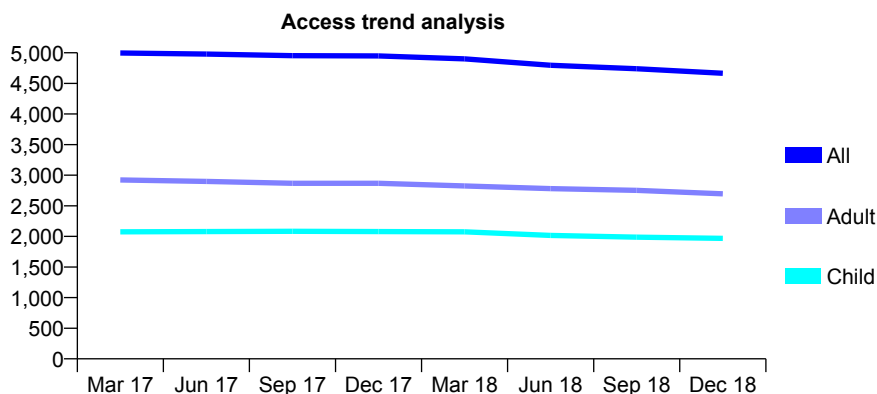
Q63 - Vital Signs At a Glance Contract Report for 244317/0001 - December 2018

Name or company name	MR DS KULLAR
Contract type name	GDS Contract
Purpose of contract	General
Contract start date	01/04/2006
Contract end date	

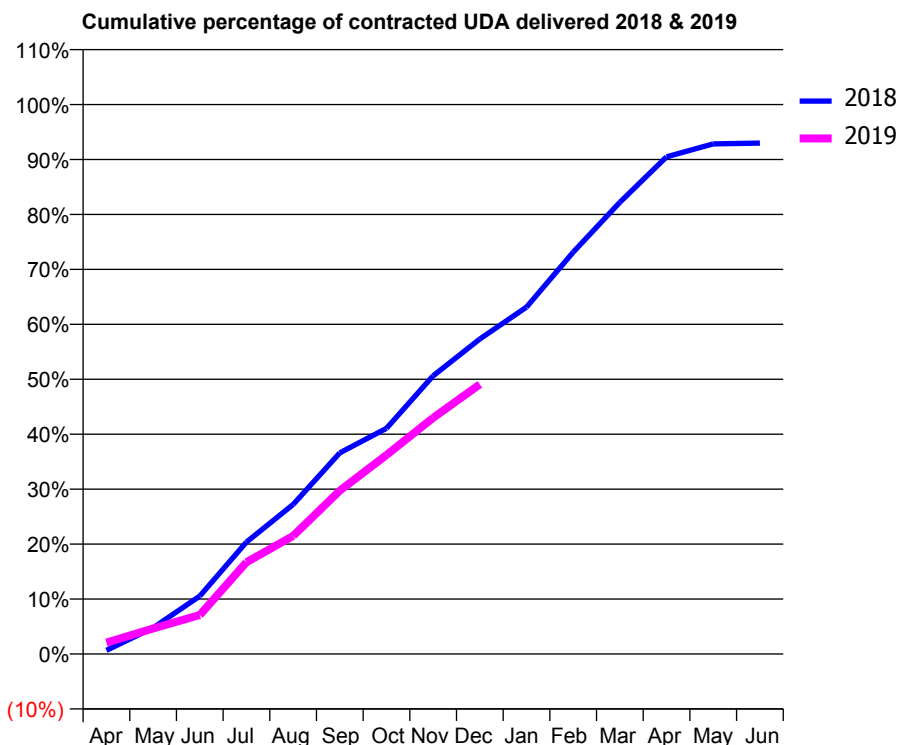
18/19 Contracted general activity (UDA)	16,130
Carry forward general activity (UDA)	0
18/19 Contracted orthodontic activity (UOA)	0
Carry forward orthodontic activity (UOA)	0
Baseline contract value	£446,128.86

ACCESS*

Patients seen in 24 months	Total	Change since previous quarter
Quarter ending December 2017	4,948	
Quarter ending March 2018	4,900	→
Quarter ending June 2018	4,797	↓
Quarter ending September 2018	4,740	↓
Quarter ending December 2018	4,666	↓
Variance since December 2017	(5.7%)	↓



ACTIVITY



Month	Adjusted Scheduled Activity (UDA)	
	2018	2019
April	108	334
May	768	751
June	1,701	1,146
July	3,284	2,695
August	4,389	3,465
September	5,904	4,795
October	6,626	5,841
November	8,167	6,932
December	9,249	7,918
January	10,184	
February	11,797	
March	13,260	
April	14,593	
May	14,974	
June	14,998	

QUALITY

	Quantity	Base Number	Contract	AT	Region	England
% of FP17s for the same patient ID Re-attending within 3 months - Children	74	1,786	4.1%	10.2%	11.8%	11.8%
% of FP17s for the same patient ID Re-attending within 3 months - Adults	284	2,031	14.0%	15.4%	16.7%	15.6%
% of FP17s for the same patient ID Re-attending between 3 & 9 months - Children	968	1,786	54.2%	49.0%	48.6%	58.8%
% of FP17s for the same patient ID Re-attending between 3 & 9 months - Adults	722	2,031	35.5%	38.7%	39.1%	51.0%
% of FP17s for Band 1 Urgent Courses	395	3,224	12.3%	10.2%	10.6%	9.0%
% of FP17s Relating to Free Repair or Replacements	11	3,224	0.3%	0.6%	0.5%	0.8%
% of FP17s Relating to Continuations	6	3,224	0.2%	0.9%	0.7%	0.9%
% of Patients satisfied with the dentistry they have received	1	1	N/A	91.8%	90.2%	93.2%
% of Patients satisfied with the time they had to wait for an appointment	1	1	N/A	87.2%	85.0%	88.3%

* This is based on patients treated on this contract for their most recent course of treatment. Figures in italics indicate the base number of FP17s or Patient Questionnaire responses are less than 100. N/A is shown where the base number of responses is less than 10 during the period. % is calculated as Quantity/Base number*100

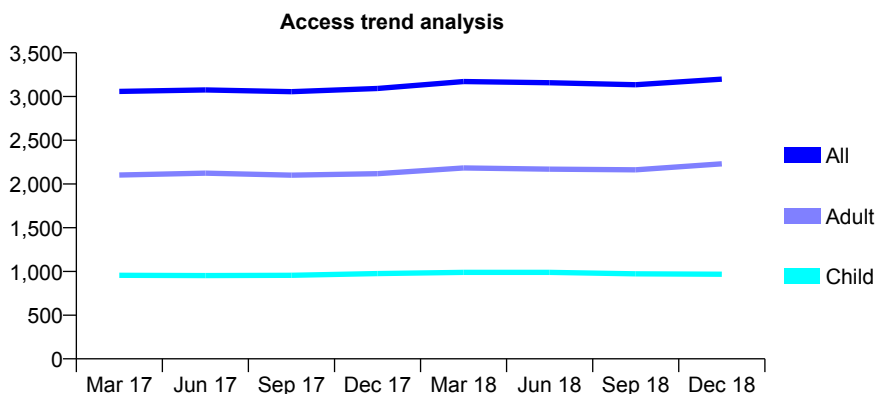
Q63 - Vital Signs At a Glance Contract Report for 244325/0001 - December 2018

Name or company name	MISS G MEHRA
Contract type name	GDS Contract
Purpose of contract	General
Contract start date	01/04/2006
Contract end date	

18/19 Contracted general activity (UDA)	6,912
Carry forward general activity (UDA)	101
18/19 Contracted orthodontic activity (UOA)	0
Carry forward orthodontic activity (UOA)	0
Baseline contract value	£212,159.46

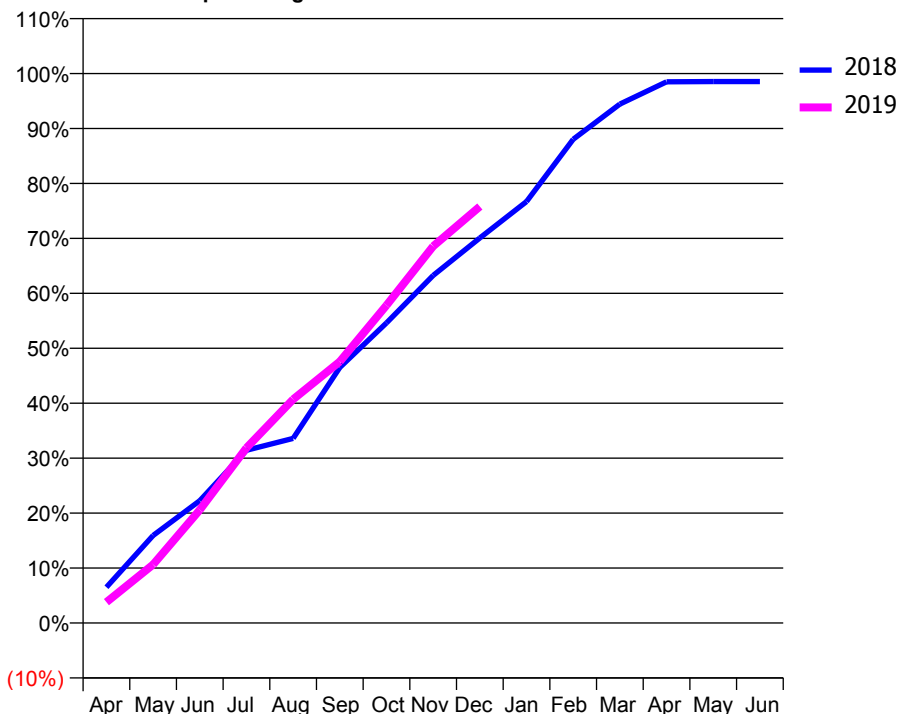
ACCESS*

Patients seen in 24 months	Total	Change since previous quarter
Quarter ending December 2017	3,092	
Quarter ending March 2018	3,172	↑
Quarter ending June 2018	3,158	→
Quarter ending September 2018	3,134	→
Quarter ending December 2018	3,199	↑
Variance since December 2017	3.5%	↑



ACTIVITY

Cumulative percentage of contracted UDA delivered 2018 & 2019



Month	Adjusted Scheduled Activity (UDA)	
	2018	2019
April	450	262
May	1,102	735
June	1,538	1,422
July	2,173	2,202
August	2,322	2,813
September	3,215	3,288
October	3,775	3,997
November	4,372	4,739
December	4,843	5,239
January	5,301	
February	6,085	
March	6,527	
April	6,807	
May	6,811	
June	6,811	

QUALITY

	Quantity	Base Number	Contract	AT	Region	England
% of FP17s for the same patient ID Re-attending within 3 months - Children	71	1,068	6.6%	10.2%	11.8%	11.8%
% of FP17s for the same patient ID Re-attending within 3 months - Adults	217	1,866	11.6%	15.4%	16.7%	15.6%
% of FP17s for the same patient ID Re-attending between 3 & 9 months - Children	627	1,068	58.7%	49.0%	48.6%	58.8%
% of FP17s for the same patient ID Re-attending between 3 & 9 months - Adults	839	1,866	45.0%	38.7%	39.1%	51.0%
% of FP17s for Band 1 Urgent Courses	176	2,790	6.3%	10.2%	10.6%	9.0%
% of FP17s Relating to Free Repair or Replacements	23	2,790	0.8%	0.6%	0.5%	0.8%
% of FP17s Relating to Continuations	43	2,790	1.5%	0.9%	0.7%	0.9%
% of Patients satisfied with the dentistry they have received	0	0	N/A	91.8%	90.2%	93.2%
% of Patients satisfied with the time they had to wait for an appointment	0	0	N/A	87.2%	85.0%	88.3%

* This is based on patients treated on this contract for their most recent course of treatment. Figures in italics indicate the base number of FP17s or Patient Questionnaire responses are less than 100. N/A is shown where the base number of responses is less than 10 during the period. % is calculated as Quantity/Base number*100

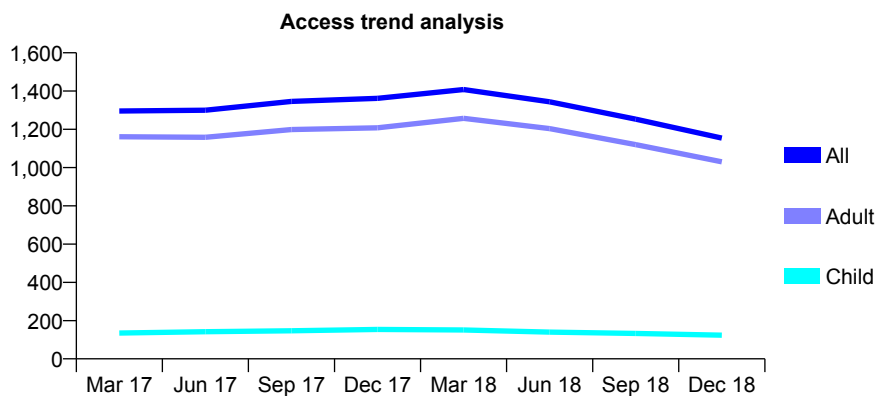
Q63 - Vital Signs At a Glance Contract Report for 253766/0002 - December 2018

Name or company name	MR OA ODEYEMI
Contract type name	GDS Contract
Purpose of contract	General
Contract start date	01/04/2015
Contract end date	

18/19 Contracted general activity (UDA)	3,667
Carry forward general activity (UDA)	0
18/19 Contracted orthodontic activity (UOA)	0
Carry forward orthodontic activity (UOA)	0
Baseline contract value	£102,010.54

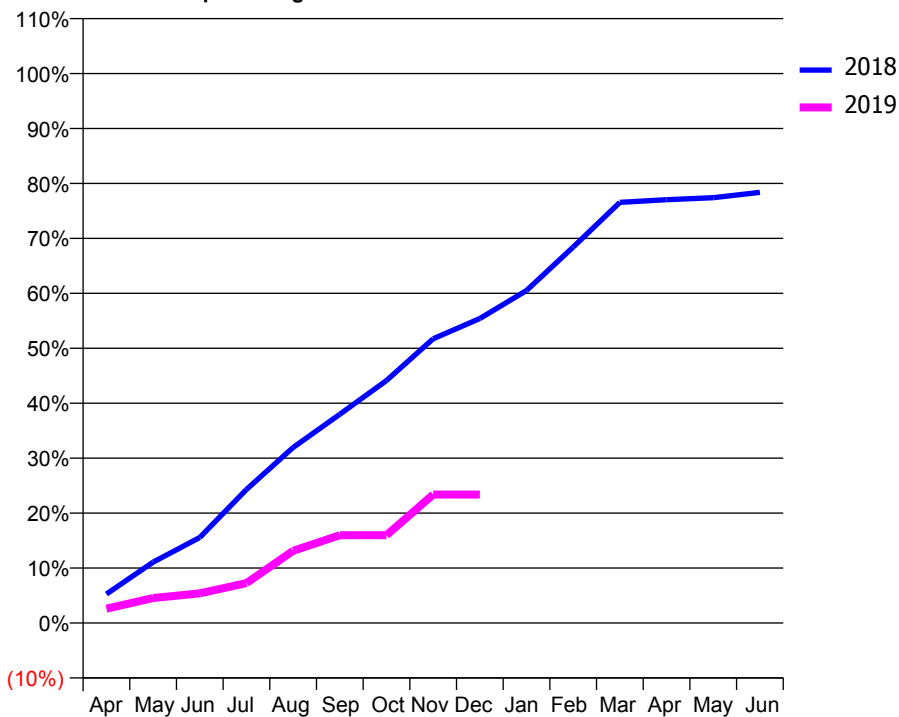
ACCESS*

Patients seen in 24 months	Total	Change since previous quarter
Quarter ending December 2017	1,362	
Quarter ending March 2018	1,408	↑
Quarter ending June 2018	1,344	↓
Quarter ending September 2018	1,253	↓
Quarter ending December 2018	1,154	↓
Variance since December 2017	(15.3%)	↓



ACTIVITY

Cumulative percentage of contracted UDA delivered 2018 & 2019



Month	Adjusted Scheduled Activity (UDA)	
	2018	2019
April	193	96
May	406	167
June	571	198
July	891	266
August	1,171	482
September	1,393	586
October	1,618	586
November	1,897	858
December	2,032	858
January	2,219	
February	2,509	
March	2,807	
April	2,825	
May	2,838	
June	2,874	

QUALITY

	Quantity	Base Number	Contract	AT	Region	England
% of FP17s for the same patient ID Re-attending within 3 months - Children	3	47	6.4%	10.2%	11.8%	11.8%
% of FP17s for the same patient ID Re-attending within 3 months - Adults	30	360	8.3%	15.4%	16.7%	15.6%
% of FP17s for the same patient ID Re-attending between 3 & 9 months - Children	8	47	17.0%	49.0%	48.6%	58.8%
% of FP17s for the same patient ID Re-attending between 3 & 9 months - Adults	112	360	31.1%	38.7%	39.1%	51.0%
% of FP17s for Band 1 Urgent Courses	29	359	8.1%	10.2%	10.6%	9.0%
% of FP17s Relating to Free Repair or Replacements	0	359	0.0%	0.6%	0.5%	0.8%
% of FP17s Relating to Continuations	6	359	1.7%	0.9%	0.7%	0.9%
% of Patients satisfied with the dentistry they have received	0	0	N/A	91.8%	90.2%	93.2%
% of Patients satisfied with the time they had to wait for an appointment	0	0	N/A	87.2%	85.0%	88.3%

* This is based on patients treated on this contract for their most recent course of treatment. Figures in italics indicate the base number of FP17s or Patient Questionnaire responses are less than 100. N/A is shown where the base number of responses is less than 10 during the period. % is calculated as Quantity/Base number*100

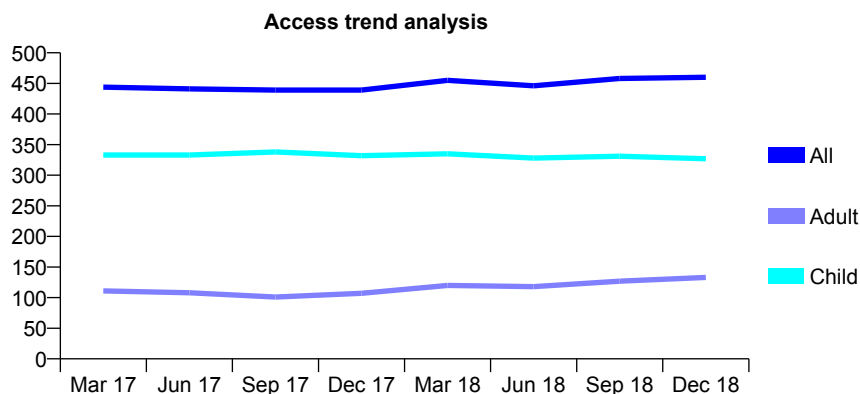
Q63 - Vital Signs At a Glance Contract Report for 254010/0001 - December 2018

Name or company name	MR P AZARI
Contract type name	GDS Contract
Purpose of contract	General
Contract start date	01/04/2006
Contract end date	

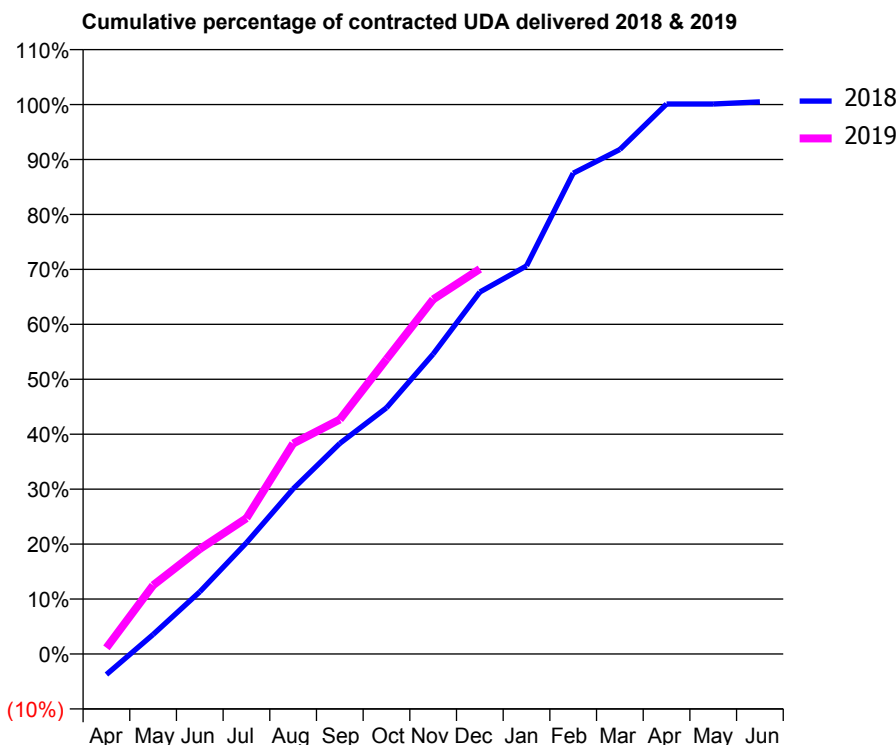
18/19 Contracted general activity (UDA)	800
Carry forward general activity (UDA)	-4
18/19 Contracted orthodontic activity (UOA)	0
Carry forward orthodontic activity (UOA)	0
Baseline contract value	£22,511.58

ACCESS*

Patients seen in 24 months	Total	Change since previous quarter
Quarter ending December 2017	439	
Quarter ending March 2018	455	↑
Quarter ending June 2018	446	↓
Quarter ending September 2018	458	↑
Quarter ending December 2018	460	→
Variance since December 2017	4.8%	↑



ACTIVITY



Month	Adjusted Scheduled Activity (UDA)	
	2018	2019
April	-30	9
May	28	100
June	91	153
July	162	198
August	240	306
September	307	341
October	358	429
November	437	516
December	527	561
January	565	
February	700	
March	735	
April	801	
May	801	
June	804	

QUALITY

	Quantity	Base Number	Contract	AT	Region	England
% of FP17s for the same patient ID Re-attending within 3 months - Children	8	281	2.8%	10.2%	11.8%	11.8%
% of FP17s for the same patient ID Re-attending within 3 months - Adults	12	116	10.3%	15.4%	16.7%	15.6%
% of FP17s for the same patient ID Re-attending between 3 & 9 months - Children	111	281	39.5%	49.0%	48.6%	58.8%
% of FP17s for the same patient ID Re-attending between 3 & 9 months - Adults	49	116	42.2%	38.7%	39.1%	51.0%
% of FP17s for Band 1 Urgent Courses	23	371	6.2%	10.2%	10.6%	9.0%
% of FP17s Relating to Free Repair or Replacements	0	371	0.0%	0.6%	0.5%	0.8%
% of FP17s Relating to Continuations	1	371	0.3%	0.9%	0.7%	0.9%
% of Patients satisfied with the dentistry they have received	0	0	N/A	91.8%	90.2%	93.2%
% of Patients satisfied with the time they had to wait for an appointment	0	0	N/A	87.2%	85.0%	88.3%

* This is based on patients treated on this contract for their most recent course of treatment. Figures in italics indicate the base number of FP17s or Patient Questionnaire responses are less than 100. N/A is shown where the base number of responses is less than 10 during the period. % is calculated as Quantity/Base number*100

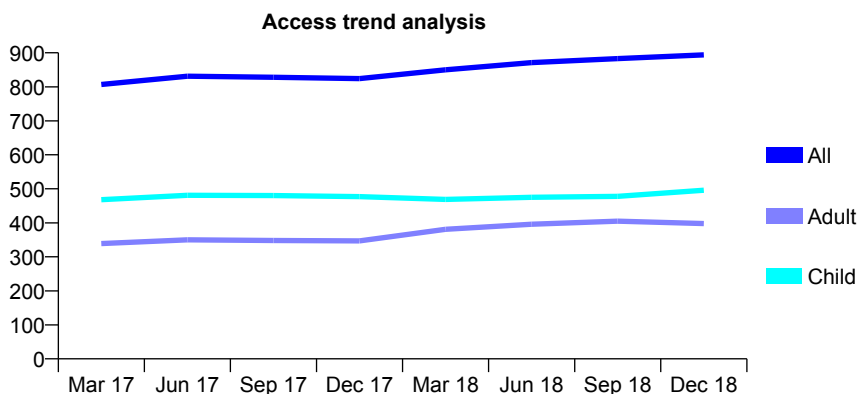
Q63 - Vital Signs At a Glance Contract Report for 254010/0002 - December 2018

Name or company name	Days Lane Dental
Contract type name	GDS Contract
Purpose of contract	General
Contract start date	01/04/2006
Contract end date	

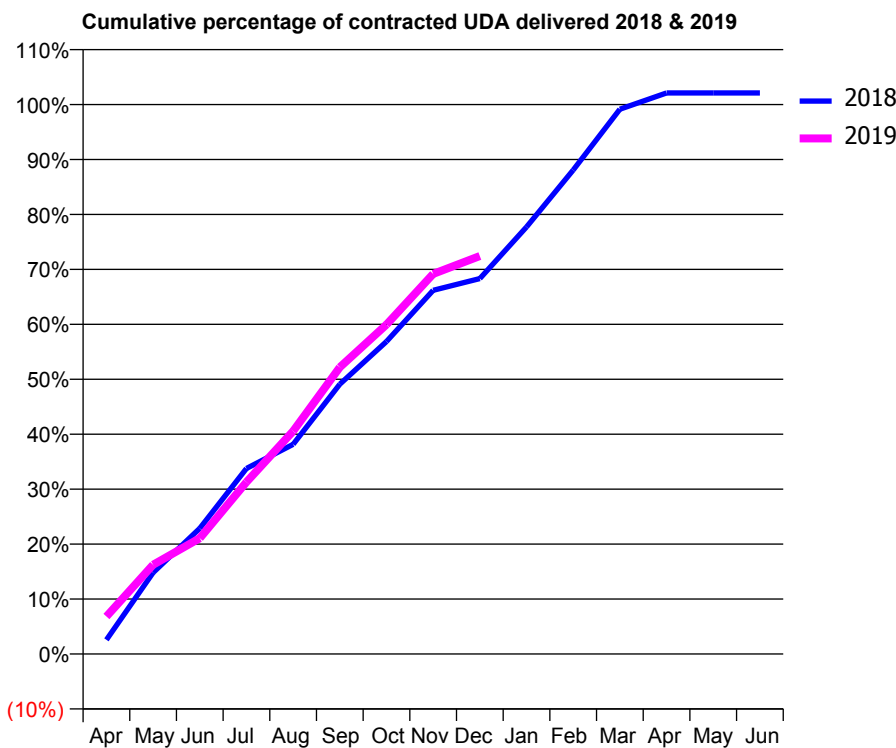
18/19 Contracted general activity (UDA)	1,828
Carry forward general activity (UDA)	-37
18/19 Contracted orthodontic activity (UOA)	0
Carry forward orthodontic activity (UOA)	0
Baseline contract value	£56,329.35

ACCESS*

Patients seen in 24 months	Total	Change since previous quarter
Quarter ending December 2017	824	
Quarter ending March 2018	850	↑
Quarter ending June 2018	871	↑
Quarter ending September 2018	883	→
Quarter ending December 2018	894	→
Variance since December 2017	8.5%	↑



ACTIVITY



Adjusted Scheduled Activity (UDA)		
Month	2018	2019
April	47	125
May	271	297
June	418	385
July	617	572
August	697	741
September	898	954
October	1,040	1,096
November	1,210	1,264
December	1,249	1,324
January	1,421	
February	1,610	
March	1,812	
April	1,867	
May	1,867	
June	1,867	

QUALITY

	Quantity	Base Number	Contract	AT	Region	England
% of FP17s for the same patient ID Re-attending within 3 months - Children	30	501	6.0%	10.2%	11.8%	11.8%
% of FP17s for the same patient ID Re-attending within 3 months - Adults	27	297	9.1%	15.4%	16.7%	15.6%
% of FP17s for the same patient ID Re-attending between 3 & 9 months - Children	259	501	51.7%	49.0%	48.6%	58.8%
% of FP17s for the same patient ID Re-attending between 3 & 9 months - Adults	128	297	43.1%	38.7%	39.1%	51.0%
% of FP17s for Band 1 Urgent Courses	39	759	5.1%	10.2%	10.6%	9.0%
% of FP17s Relating to Free Repair or Replacements	2	759	0.3%	0.6%	0.5%	0.8%
% of FP17s Relating to Continuations	3	759	0.4%	0.9%	0.7%	0.9%
% of Patients satisfied with the dentistry they have received	0	0	N/A	91.8%	90.2%	93.2%
% of Patients satisfied with the time they had to wait for an appointment	0	0	N/A	87.2%	85.0%	88.3%

* This is based on patients treated on this contract for their most recent course of treatment. Figures in italics indicate the base number of FP17s or Patient Questionnaire responses are less than 100. N/A is shown where the base number of responses is less than 10 during the period. % is calculated as Quantity/Base number*100

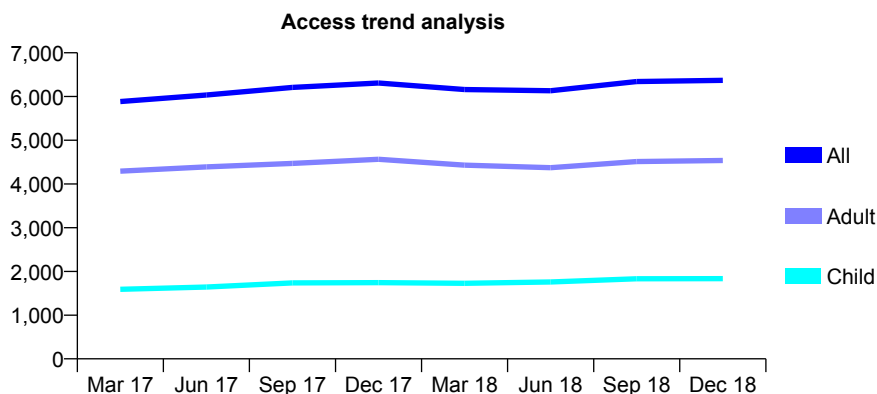
Q63 - Vital Signs At a Glance Contract Report for 257001/0001 - December 2018

Name or company name	MR DS MATHEW
Contract type name	GDS Contract
Purpose of contract	General
Contract start date	01/04/2006
Contract end date	

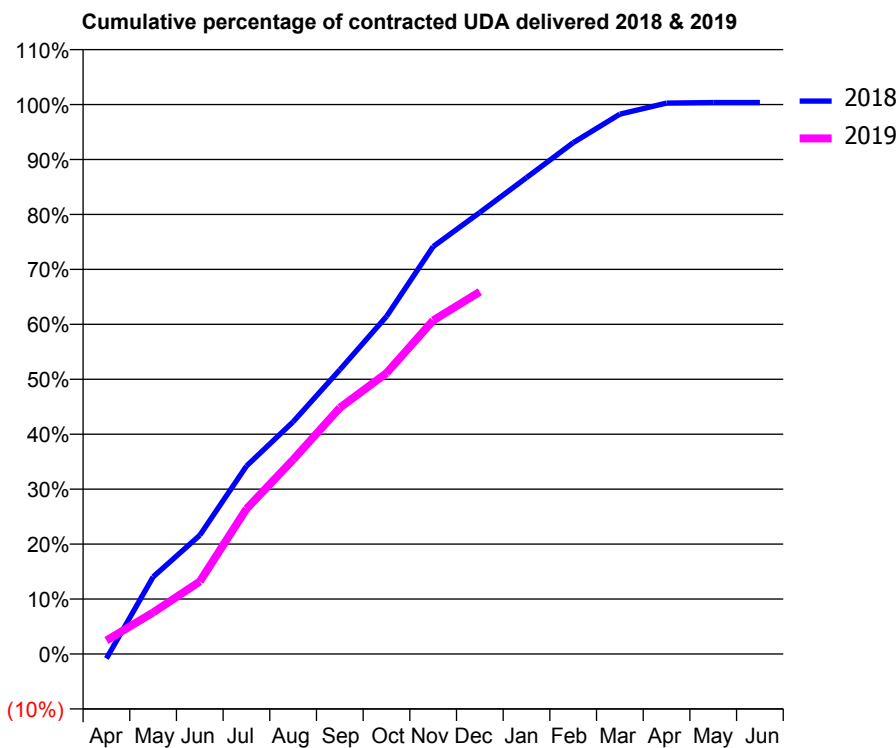
18/19 Contracted general activity (UDA)	14,901
Carry forward general activity (UDA)	-54
18/19 Contracted orthodontic activity (UOA)	0
Carry forward orthodontic activity (UOA)	0
Baseline contract value	£394,526.53

ACCESS*

Patients seen in 24 months	Total	Change since previous quarter
Quarter ending December 2017	6,309	
Quarter ending March 2018	6,160	↓
Quarter ending June 2018	6,131	→
Quarter ending September 2018	6,344	↑
Quarter ending December 2018	6,371	→
Variance since December 2017	1.0%	→



ACTIVITY



Month	Adjusted Scheduled Activity (UDA)	
	2018	2019
April	-123	367
May	2,092	1,125
June	3,218	1,964
July	5,097	3,936
August	6,296	5,271
September	7,708	6,676
October	9,155	7,618
November	11,049	9,046
December	11,976	9,822
January	12,919	
February	13,866	
March	14,641	
April	14,939	
May	14,955	
June	14,955	

QUALITY

	Quantity	Base Number	Contract	AT	Region	England
% of FP17s for the same patient ID Re-attending within 3 months - Children	141	1,650	8.5%	10.2%	11.8%	11.8%
% of FP17s for the same patient ID Re-attending within 3 months - Adults	267	3,193	8.4%	15.4%	16.7%	15.6%
% of FP17s for the same patient ID Re-attending between 3 & 9 months - Children	664	1,650	40.2%	49.0%	48.6%	58.8%
% of FP17s for the same patient ID Re-attending between 3 & 9 months - Adults	1,060	3,193	33.2%	38.7%	39.1%	51.0%
% of FP17s for Band 1 Urgent Courses	228	4,707	4.8%	10.2%	10.6%	9.0%
% of FP17s Relating to Free Repair or Replacements	24	4,707	0.5%	0.6%	0.5%	0.8%
% of FP17s Relating to Continuations	36	4,707	0.8%	0.9%	0.7%	0.9%
% of Patients satisfied with the dentistry they have received	3	3	N/A	91.8%	90.2%	93.2%
% of Patients satisfied with the time they had to wait for an appointment	2	3	N/A	87.2%	85.0%	88.3%

* This is based on patients treated on this contract for their most recent course of treatment. Figures in italics indicate the base number of FP17s or Patient Questionnaire responses are less than 100. N/A is shown where the base number of responses is less than 10 during the period. % is calculated as Quantity/Base number*100

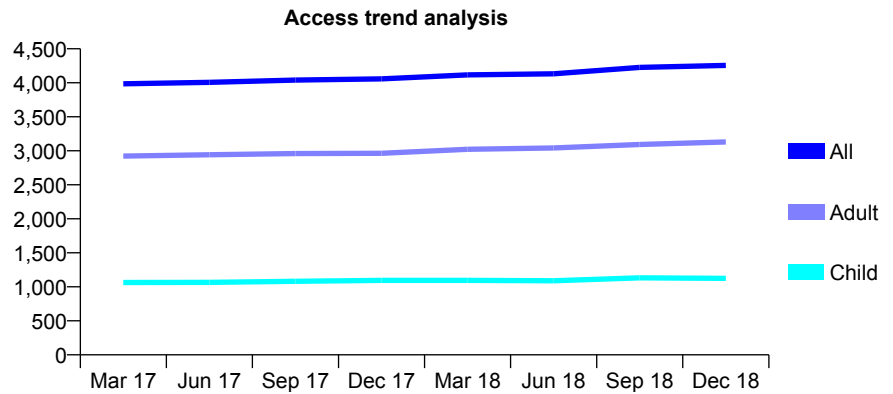
Q63 - Vital Signs At a Glance Contract Report for 257222/0001 - December 2018

Name or company name	MS S RADPOUR
Contract type name	GDS Contract
Purpose of contract	General
Contract start date	01/04/2006
Contract end date	

18/19 Contracted general activity (UDA)	9,500
Carry forward general activity (UDA)	10
18/19 Contracted orthodontic activity (UOA)	0
Carry forward orthodontic activity (UOA)	0
Baseline contract value	£239,521.87

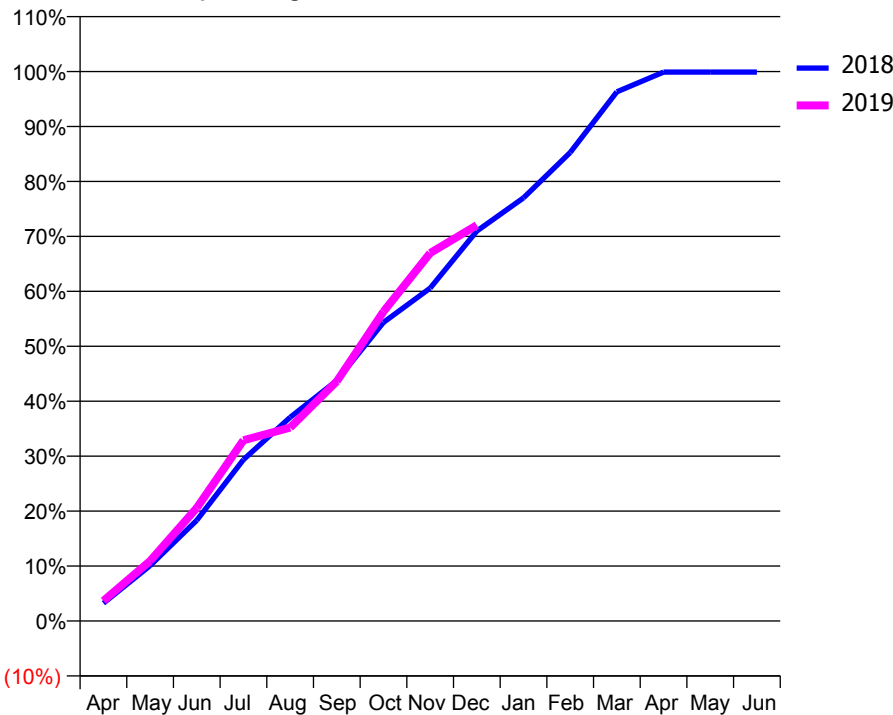
ACCESS*

Patients seen in 24 months	Total	Change since previous quarter
Quarter ending December 2017	4,058	
Quarter ending March 2018	4,117	→
Quarter ending June 2018	4,132	→
Quarter ending September 2018	4,226	↑
Quarter ending December 2018	4,255	→
Variance since December 2017	4.9%	↑



ACTIVITY

Cumulative percentage of contracted UDA delivered 2018 & 2019



Month	Adjusted Scheduled Activity (UDA)	
	2018	2019
April	309	349
May	957	1,040
June	1,741	1,955
July	2,790	3,126
August	3,521	3,345
September	4,158	4,143
October	5,163	5,350
November	5,755	6,362
December	6,743	6,844
January	7,316	
February	8,099	
March	9,149	
April	9,490	
May	9,490	
June	9,490	

QUALITY

	Quantity	Base Number	Contract	AT	Region	England
% of FP17s for the same patient ID Re-attending within 3 months - Children	61	1,096	5.6%	10.2%	11.8%	11.8%
% of FP17s for the same patient ID Re-attending within 3 months - Adults	308	2,567	12.0%	15.4%	16.7%	15.6%
% of FP17s for the same patient ID Re-attending between 3 & 9 months - Children	638	1,096	58.2%	49.0%	48.6%	58.8%
% of FP17s for the same patient ID Re-attending between 3 & 9 months - Adults	1,000	2,567	39.0%	38.7%	39.1%	51.0%
% of FP17s for Band 1 Urgent Courses	256	3,480	7.4%	10.2%	10.6%	9.0%
% of FP17s Relating to Free Repair or Replacements	22	3,480	0.6%	0.6%	0.5%	0.8%
% of FP17s Relating to Continuations	32	3,480	0.9%	0.9%	0.7%	0.9%
% of Patients satisfied with the dentistry they have received	3	3	N/A	91.8%	90.2%	93.2%
% of Patients satisfied with the time they had to wait for an appointment	3	3	N/A	87.2%	85.0%	88.3%

* This is based on patients treated on this contract for their most recent course of treatment. Figures in italics indicate the base number of FP17s or Patient Questionnaire responses are less than 100. N/A is shown where the base number of responses is less than 10 during the period. % is calculated as Quantity/Base number*100

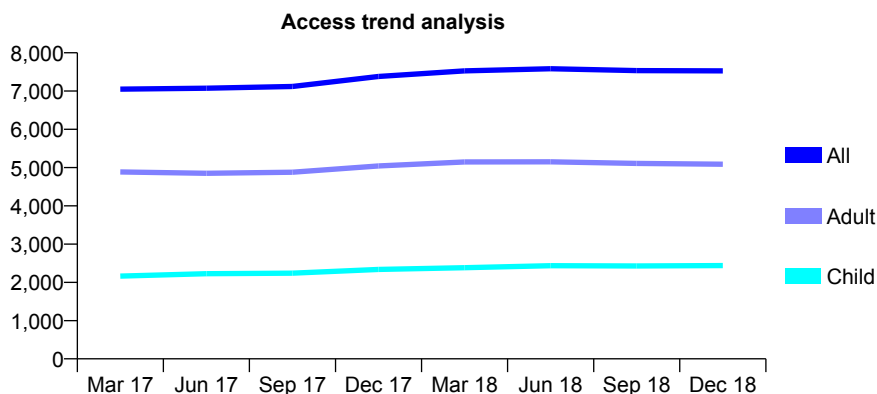
Q63 - Vital Signs At a Glance Contract Report for 257486/0003 - December 2018

Name or company name	MR RM QURESHI
Contract type name	GDS Contract
Purpose of contract	General
Contract start date	01/10/2014
Contract end date	

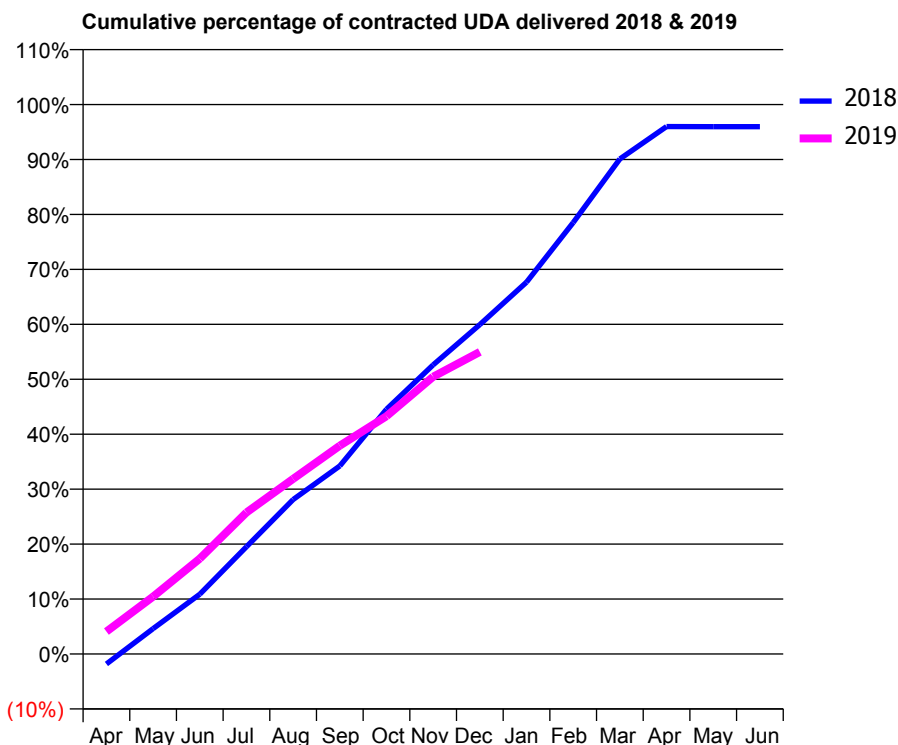
18/19 Contracted general activity (UDA)	17,212
Carry forward general activity (UDA)	0
18/19 Contracted orthodontic activity (UOA)	0
Carry forward orthodontic activity (UOA)	0
Baseline contract value	£442,684.10

ACCESS*

Patients seen in 24 months	Total	Change since previous quarter
Quarter ending December 2017	7,381	
Quarter ending March 2018	7,529	↑
Quarter ending June 2018	7,585	→
Quarter ending September 2018	7,536	→
Quarter ending December 2018	7,529	→
Variance since December 2017	2.0%	↑



ACTIVITY



Month	Adjusted Scheduled Activity (UDA)	
	2018	2019
April	-315	705
May	795	1,799
June	1,873	2,990
July	3,361	4,433
August	4,840	5,485
September	5,890	6,527
October	7,666	7,448
November	9,059	8,686
December	10,319	9,463
January	11,646	
February	13,514	
March	15,508	
April	16,520	
May	16,519	
June	16,519	

QUALITY

	Quantity	Base Number	Contract	AT	Region	England
% of FP17s for the same patient ID Re-attending within 3 months - Children	118	1,909	6.2%	10.2%	11.8%	11.8%
% of FP17s for the same patient ID Re-attending within 3 months - Adults	379	3,312	11.4%	15.4%	16.7%	15.6%
% of FP17s for the same patient ID Re-attending between 3 & 9 months - Children	981	1,909	51.4%	49.0%	48.6%	58.8%
% of FP17s for the same patient ID Re-attending between 3 & 9 months - Adults	1,390	3,312	42.0%	38.7%	39.1%	51.0%
% of FP17s for Band 1 Urgent Courses	481	4,942	9.7%	10.2%	10.6%	9.0%
% of FP17s Relating to Free Repair or Replacements	27	4,942	0.5%	0.6%	0.5%	0.8%
% of FP17s Relating to Continuations	7	4,942	0.1%	0.9%	0.7%	0.9%
% of Patients satisfied with the dentistry they have received	0	1	N/A	91.8%	90.2%	93.2%
% of Patients satisfied with the time they had to wait for an appointment	0	1	N/A	87.2%	85.0%	88.3%

* This is based on patients treated on this contract for their most recent course of treatment. Figures in italics indicate the base number of FP17s or Patient Questionnaire responses are less than 100. N/A is shown where the base number of responses is less than 10 during the period. % is calculated as Quantity/Base number*100

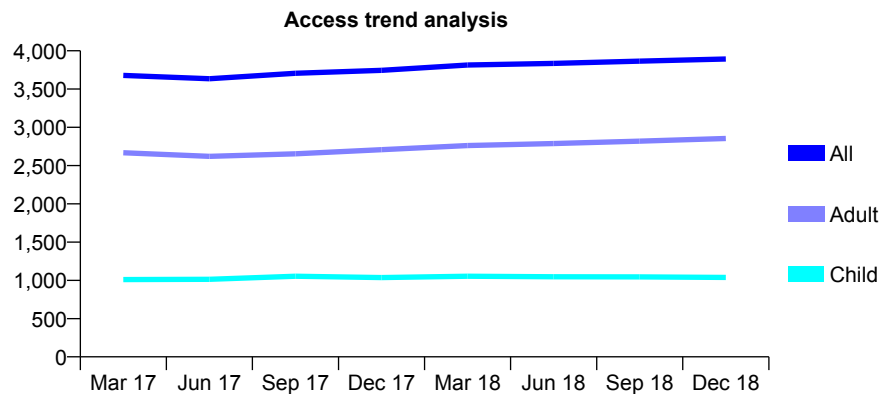
Q63 - Vital Signs At a Glance Contract Report for 262447/0001 - December 2018

Name or company name	MR CC BAILIE
Contract type name	GDS Contract
Purpose of contract	General
Contract start date	01/04/2006
Contract end date	

18/19 Contracted general activity (UDA)	15,000
Carry forward general activity (UDA)	0
18/19 Contracted orthodontic activity (UOA)	0
Carry forward orthodontic activity (UOA)	0
Baseline contract value	£545,443.94

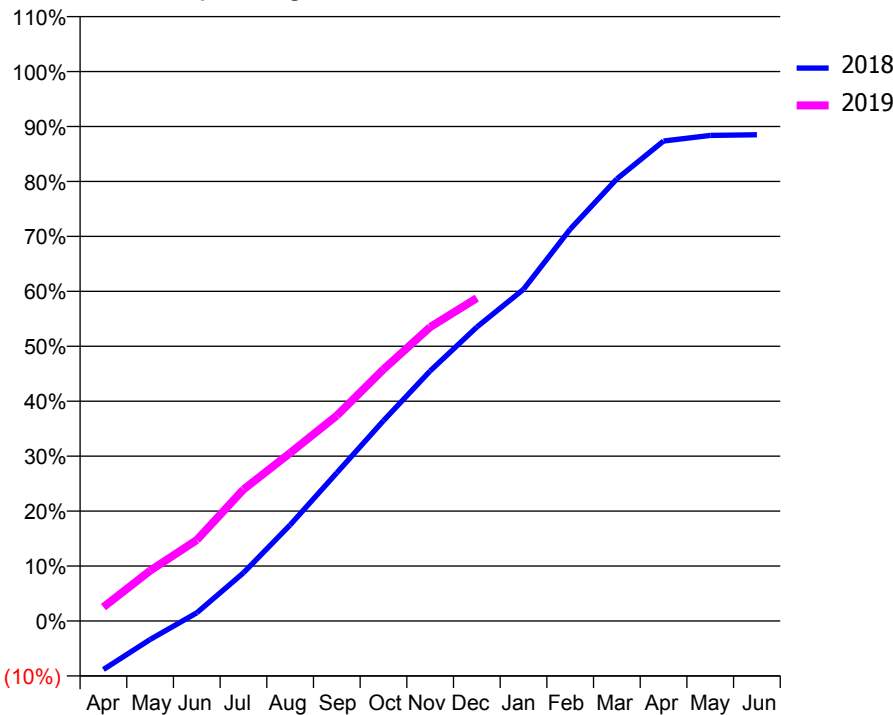
ACCESS*

Patients seen in 24 months	Total	Change since previous quarter
Quarter ending December 2017	3,744	
Quarter ending March 2018	3,814	→
Quarter ending June 2018	3,835	→
Quarter ending September 2018	3,865	→
Quarter ending December 2018	3,892	→
Variance since December 2017	4.0%	↑



ACTIVITY

Cumulative percentage of contracted UDA delivered 2018 & 2019



Month	Adjusted Scheduled Activity (UDA)	
	2018	2019
April	-1,326	381
May	-506	1,375
June	222	2,212
July	1,316	3,591
August	2,622	4,589
September	4,046	5,607
October	5,470	6,869
November	6,828	8,024
December	8,023	8,813
January	9,054	
February	10,695	
March	12,067	
April	13,103	
May	13,257	
June	13,273	

QUALITY

	Quantity	Base Number	Contract	AT	Region	England
% of FP17s for the same patient ID Re-attending within 3 months - Children	63	783	8.0%	10.2%	11.8%	11.8%
% of FP17s for the same patient ID Re-attending within 3 months - Adults	537	2,418	22.2%	15.4%	16.7%	15.6%
% of FP17s for the same patient ID Re-attending between 3 & 9 months - Children	355	783	45.3%	49.0%	48.6%	58.8%
% of FP17s for the same patient ID Re-attending between 3 & 9 months - Adults	825	2,418	34.1%	38.7%	39.1%	51.0%
% of FP17s for Band 1 Urgent Courses	288	2,953	9.8%	10.2%	10.6%	9.0%
% of FP17s Relating to Free Repair or Replacements	27	2,953	0.9%	0.6%	0.5%	0.8%
% of FP17s Relating to Continuations	98	2,953	3.3%	0.9%	0.7%	0.9%
% of Patients satisfied with the dentistry they have received	0	0	N/A	91.8%	90.2%	93.2%
% of Patients satisfied with the time they had to wait for an appointment	0	0	N/A	87.2%	85.0%	88.3%

* This is based on patients treated on this contract for their most recent course of treatment. Figures in italics indicate the base number of FP17s or Patient Questionnaire responses are less than 100. N/A is shown where the base number of responses is less than 10 during the period. % is calculated as Quantity/Base number*100

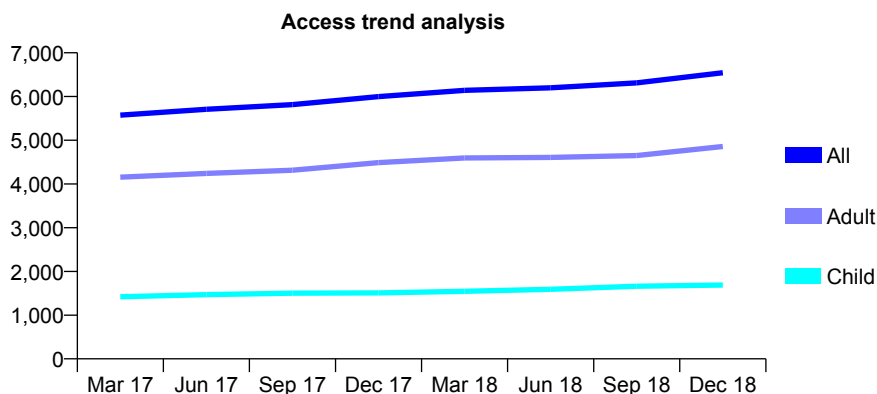
Q63 - Vital Signs At a Glance Contract Report for 262803/0003 - December 2018

Name or company name	MR SA BUTT
Contract type name	GDS Contract
Purpose of contract	General
Contract start date	01/04/2006
Contract end date	

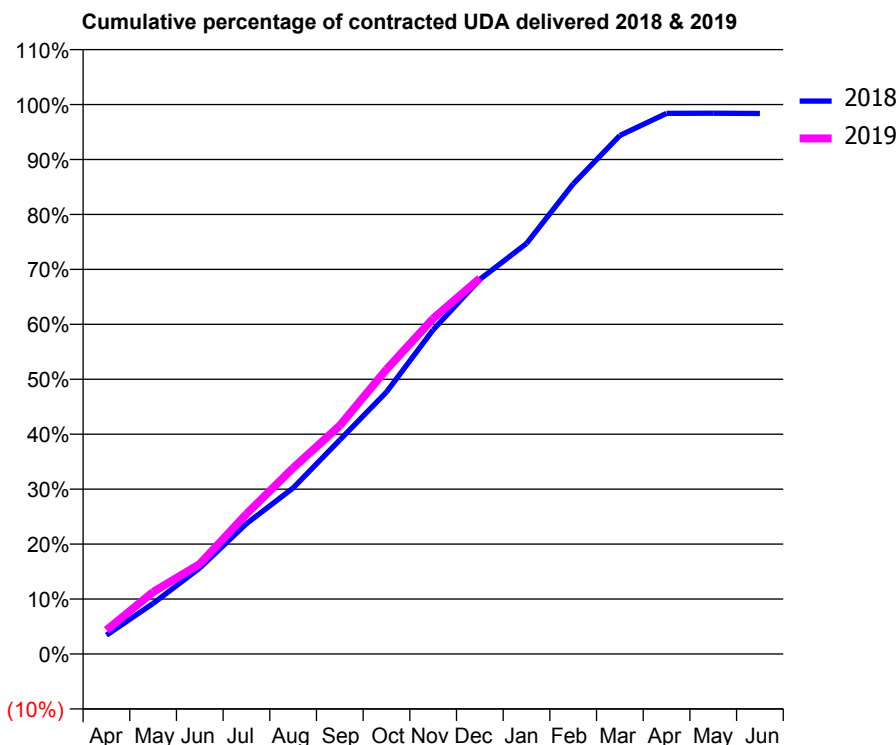
18/19 Contracted general activity (UDA)	24,700
Carry forward general activity (UDA)	0
18/19 Contracted orthodontic activity (UOA)	0
Carry forward orthodontic activity (UOA)	0
Baseline contract value	£715,072.41

ACCESS*

Patients seen in 24 months	Total	Change since previous quarter
Quarter ending December 2017	5,997	
Quarter ending March 2018	6,141	↑
Quarter ending June 2018	6,198	→
Quarter ending September 2018	6,311	→
Quarter ending December 2018	6,545	↑
Variance since December 2017	9.1%	↑



ACTIVITY



Month	Adjusted Scheduled Activity (UDA)	
	2018	2019
April	804	1,075
May	2,155	2,788
June	3,663	4,051
July	5,551	6,294
August	7,071	8,362
September	9,118	10,271
October	11,154	12,794
November	13,809	15,084
December	15,952	16,889
January	17,480	
February	20,018	
March	22,082	
April	23,026	
May	23,030	
June	23,018	

QUALITY

	Quantity	Base Number	Contract	AT	Region	England
% of FP17s for the same patient ID Re-attending within 3 months - Children	174	1,738	10.0%	10.2%	11.8%	11.8%
% of FP17s for the same patient ID Re-attending within 3 months - Adults	888	4,365	20.3%	15.4%	16.7%	15.6%
% of FP17s for the same patient ID Re-attending between 3 & 9 months - Children	792	1,738	45.6%	49.0%	48.6%	58.8%
% of FP17s for the same patient ID Re-attending between 3 & 9 months - Adults	1,570	4,365	36.0%	38.7%	39.1%	51.0%
% of FP17s for Band 1 Urgent Courses	1,103	5,746	19.2%	10.2%	10.6%	9.0%
% of FP17s Relating to Free Repair or Replacements	28	5,746	0.5%	0.6%	0.5%	0.8%
% of FP17s Relating to Continuations	23	5,746	0.4%	0.9%	0.7%	0.9%
% of Patients satisfied with the dentistry they have received	1	1	N/A	91.8%	90.2%	93.2%
% of Patients satisfied with the time they had to wait for an appointment	1	1	N/A	87.2%	85.0%	88.3%

* This is based on patients treated on this contract for their most recent course of treatment. Figures in italics indicate the base number of FP17s or Patient Questionnaire responses are less than 100. N/A is shown where the base number of responses is less than 10 during the period. % is calculated as Quantity/Base number*100

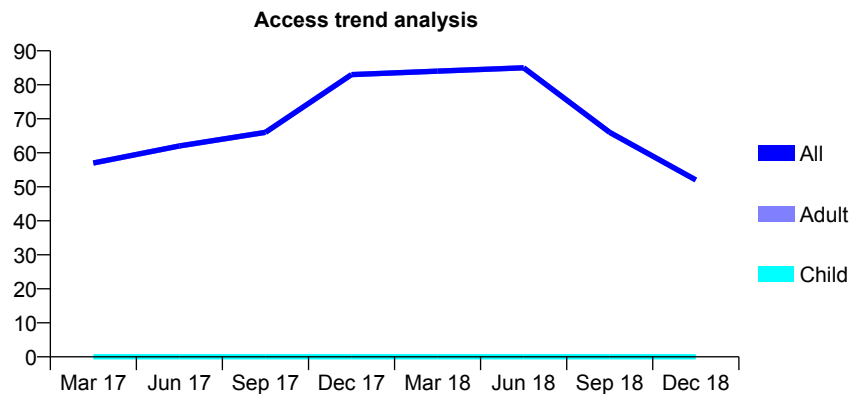
Q63 - Vital Signs At a Glance Contract Report for 262803/0006 - December 2018

Name or company name	MR SA BUTT
Contract type name	PDS Contract
Purpose of contract	General
Contract start date	01/06/2013
Contract end date	30/06/2018

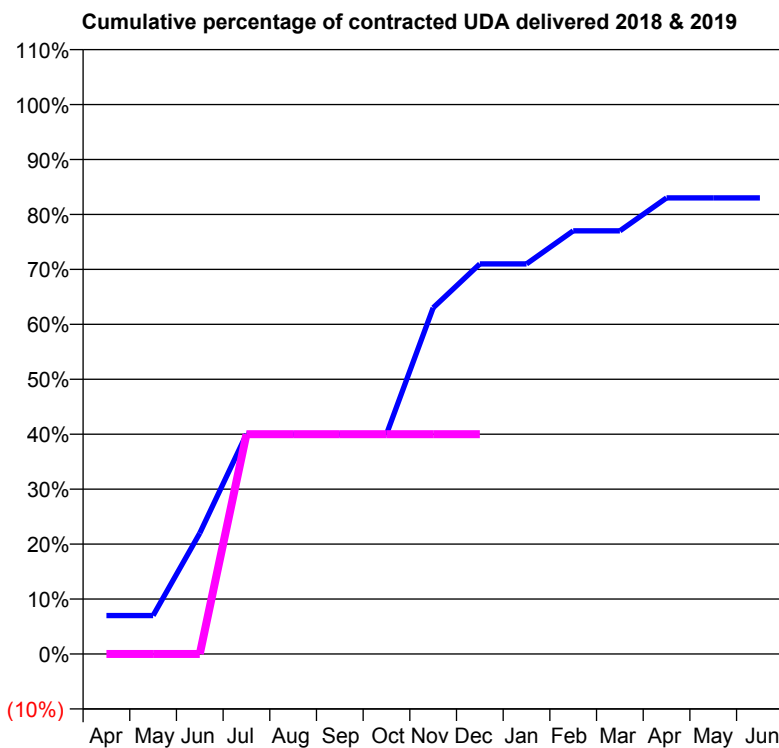
18/19 Contracted general activity (UDA)	75
Carry forward general activity (UDA)	0
18/19 Contracted orthodontic activity (UOA)	0
Carry forward orthodontic activity (UOA)	0
Baseline contract value	£4,197.87

ACCESS*

Patients seen in 24 months	Total	Change since previous quarter
Quarter ending December 2017	83	
Quarter ending March 2018	84	→
Quarter ending June 2018	85	→
Quarter ending September 2018	66	↓
Quarter ending December 2018	52	↓
Variance since December 2017	(37.3%)	↓



ACTIVITY



Month	Adjusted Scheduled Activity (UDA)	
	2018	2019
April	21	0
May	21	0
June	66	0
July	120	30
August	120	30
September	120	30
October	120	30
November	189	30
December	213	30
January	213	
February	231	
March	231	
April	249	
May	249	
June	249	

QUALITY

	Quantity	Base Number	Contract	AT	Region	England
% of FP17s for the same patient ID Re-attending within 3 months - Children	0	0	N/A	10.2%	11.8%	11.8%
% of FP17s for the same patient ID Re-attending within 3 months - Adults	0	23	0.0%	15.4%	16.7%	15.6%
% of FP17s for the same patient ID Re-attending between 3 & 9 months - Children	0	0	N/A	49.0%	48.6%	58.8%
% of FP17s for the same patient ID Re-attending between 3 & 9 months - Adults	0	23	0.0%	38.7%	39.1%	51.0%
% of FP17s for Band 1 Urgent Courses	0	17	0.0%	10.2%	10.6%	9.0%
% of FP17s Relating to Free Repair or Replacements	0	17	0.0%	0.6%	0.5%	0.8%
% of FP17s Relating to Continuations	0	17	0.0%	0.9%	0.7%	0.9%
% of Patients satisfied with the dentistry they have received	0	0	N/A	91.8%	90.2%	93.2%
% of Patients satisfied with the time they had to wait for an appointment	0	0	N/A	87.2%	85.0%	88.3%

* This is based on patients treated on this contract for their most recent course of treatment. Figures in italics indicate the base number of FP17s or Patient Questionnaire responses are less than 100. N/A is shown where the base number of responses is less than 10 during the period. % is calculated as Quantity/Base number*100

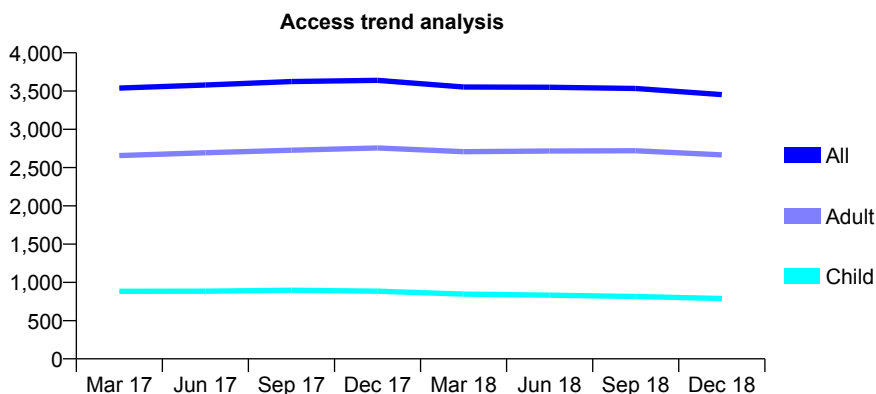
Q63 - Vital Signs At a Glance Contract Report for 263850/0001 - December 2018

Name or company name	MR SG JOHN
Contract type name	Pilot Contract
Purpose of contract	General
Contract start date	01/04/2006
Contract end date	

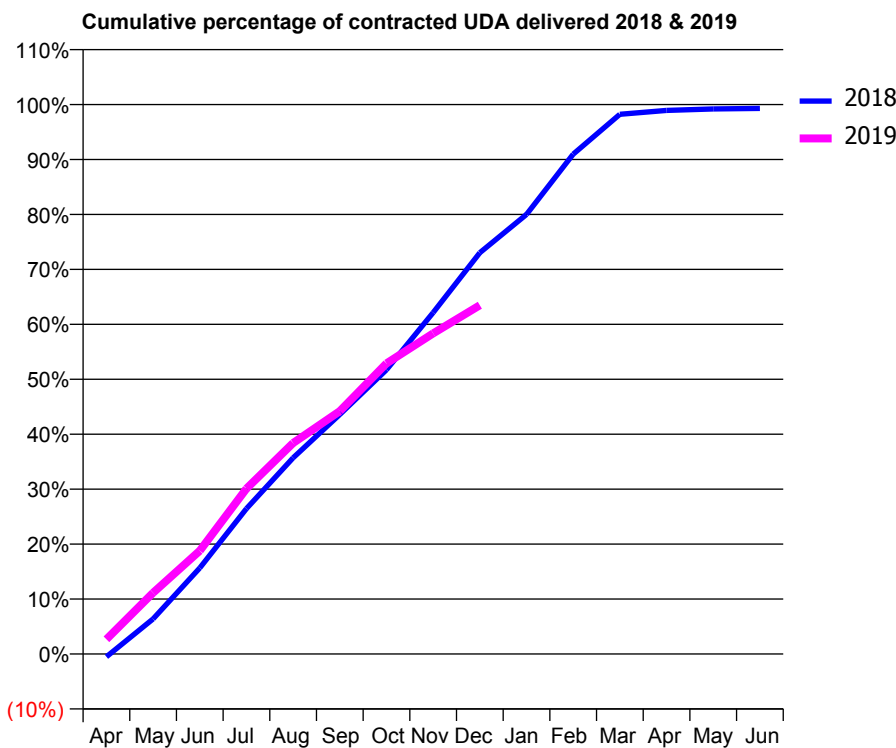
18/19 Contracted general activity (UDA)	9,242
Carry forward general activity (UDA)	66
18/19 Contracted orthodontic activity (UOA)	0
Carry forward orthodontic activity (UOA)	0
Baseline contract value	£296,118.24

ACCESS*

Patients seen in 24 months	Total	Change since previous quarter
Quarter ending December 2017	3,640	
Quarter ending March 2018	3,553	↓
Quarter ending June 2018	3,549	→
Quarter ending September 2018	3,534	→
Quarter ending December 2018	3,453	↓
Variance since December 2017	(5.1%)	↓



ACTIVITY



Month	Adjusted Scheduled Activity (UDA)	
	2018	2019
April	-49	249
May	590	1,031
June	1,447	1,736
July	2,446	2,781
August	3,300	3,550
September	4,029	4,084
October	4,780	4,887
November	5,744	5,392
December	6,749	5,865
January	7,392	
February	8,407	
March	9,077	
April	9,142	
May	9,168	
June	9,176	

QUALITY

	Quantity	Base Number	Contract	AT	Region	England
% of FP17s for the same patient ID Re-attending within 3 months - Children	20	520	3.8%	10.2%	11.8%	11.8%
% of FP17s for the same patient ID Re-attending within 3 months - Adults	130	1,886	6.9%	15.4%	16.7%	15.6%
% of FP17s for the same patient ID Re-attending between 3 & 9 months - Children	164	520	31.5%	49.0%	48.6%	58.8%
% of FP17s for the same patient ID Re-attending between 3 & 9 months - Adults	800	1,886	42.4%	38.7%	39.1%	51.0%
% of FP17s for Band 1 Urgent Courses	130	2,067	6.3%	10.2%	10.6%	9.0%
% of FP17s Relating to Free Repair or Replacements	0	2,067	0.0%	0.6%	0.5%	0.8%
% of FP17s Relating to Continuations	6	2,067	0.3%	0.9%	0.7%	0.9%
% of Patients satisfied with the dentistry they have received	0	0	N/A	91.8%	90.2%	93.2%
% of Patients satisfied with the time they had to wait for an appointment	0	0	N/A	87.2%	85.0%	88.3%

* This is based on patients treated on this contract for their most recent course of treatment. Figures in italics indicate the base number of FP17s or Patient Questionnaire responses are less than 100. N/A is shown where the base number of responses is less than 10 during the period. % is calculated as Quantity/Base number*100

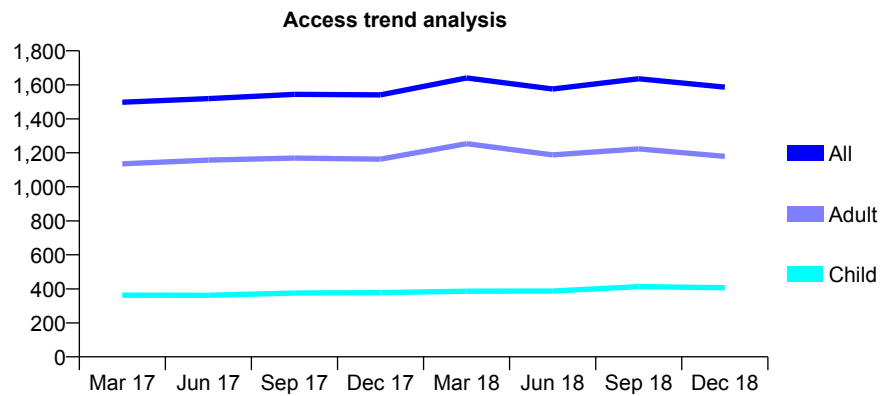
Q63 - Vital Signs At a Glance Contract Report for 264296/0001 - December 2018

Name or company name	MR RD VAZIRI
Contract type name	GDS Contract
Purpose of contract	General
Contract start date	01/04/2006
Contract end date	

18/19 Contracted general activity (UDA)	4,996
Carry forward general activity (UDA)	11
18/19 Contracted orthodontic activity (UOA)	0
Carry forward orthodontic activity (UOA)	0
Baseline contract value	£150,399.75

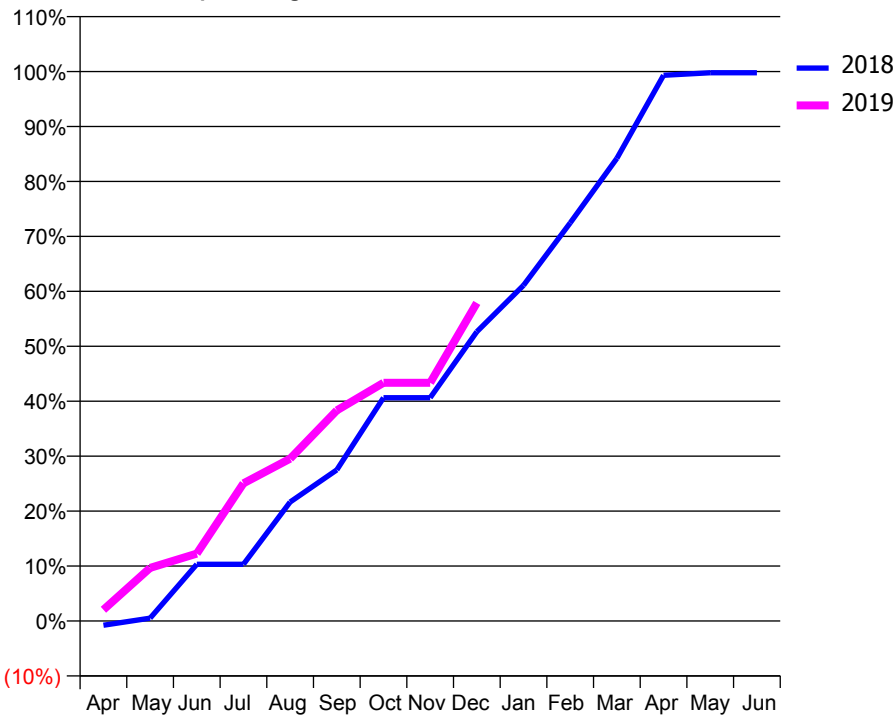
ACCESS*

Patients seen in 24 months	Total	Change since previous quarter
Quarter ending December 2017	1,541	
Quarter ending March 2018	1,640	↑
Quarter ending June 2018	1,575	↓
Quarter ending September 2018	1,636	↑
Quarter ending December 2018	1,586	↓
Variance since December 2017	2.9%	↑



ACTIVITY

Cumulative percentage of contracted UDA delivered 2018 & 2019



Month	Adjusted Scheduled Activity (UDA)	
	2018	2019
April	-40	102
May	26	483
June	516	613
July	516	1,251
August	1,082	1,476
September	1,374	1,915
October	2,030	2,166
November	2,030	2,166
December	2,630	2,892
January	3,052	
February	3,620	
March	4,206	
April	4,961	
May	4,985	
June	4,985	

QUALITY

	Quantity	Base Number	Contract	AT	Region	England
% of FP17s for the same patient ID Re-attending within 3 months - Children	15	321	4.7%	10.2%	11.8%	11.8%
% of FP17s for the same patient ID Re-attending within 3 months - Adults	86	753	11.4%	15.4%	16.7%	15.6%
% of FP17s for the same patient ID Re-attending between 3 & 9 months - Children	84	321	26.2%	49.0%	48.6%	58.8%
% of FP17s for the same patient ID Re-attending between 3 & 9 months - Adults	135	753	17.9%	38.7%	39.1%	51.0%
% of FP17s for Band 1 Urgent Courses	149	942	15.8%	10.2%	10.6%	9.0%
% of FP17s Relating to Free Repair or Replacements	0	942	0.0%	0.6%	0.5%	0.8%
% of FP17s Relating to Continuations	14	942	1.5%	0.9%	0.7%	0.9%
% of Patients satisfied with the dentistry they have received	0	0	N/A	91.8%	90.2%	93.2%
% of Patients satisfied with the time they had to wait for an appointment	0	0	N/A	87.2%	85.0%	88.3%

* This is based on patients treated on this contract for their most recent course of treatment. Figures in italics indicate the base number of FP17s or Patient Questionnaire responses are less than 100. N/A is shown where the base number of responses is less than 10 during the period. % is calculated as Quantity/Base number*100

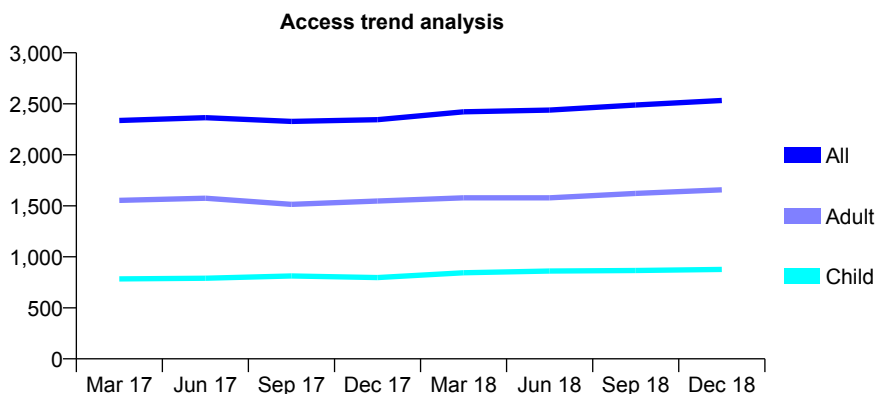
Q63 - Vital Signs At a Glance Contract Report for 264636/0002 - December 2018

Name or company name	MR O DADASHIAN
Contract type name	GDS Contract
Purpose of contract	General
Contract start date	01/04/2011
Contract end date	

18/19 Contracted general activity (UDA)	6,020
Carry forward general activity (UDA)	0
18/19 Contracted orthodontic activity (UOA)	0
Carry forward orthodontic activity (UOA)	0
Baseline contract value	£178,256.33

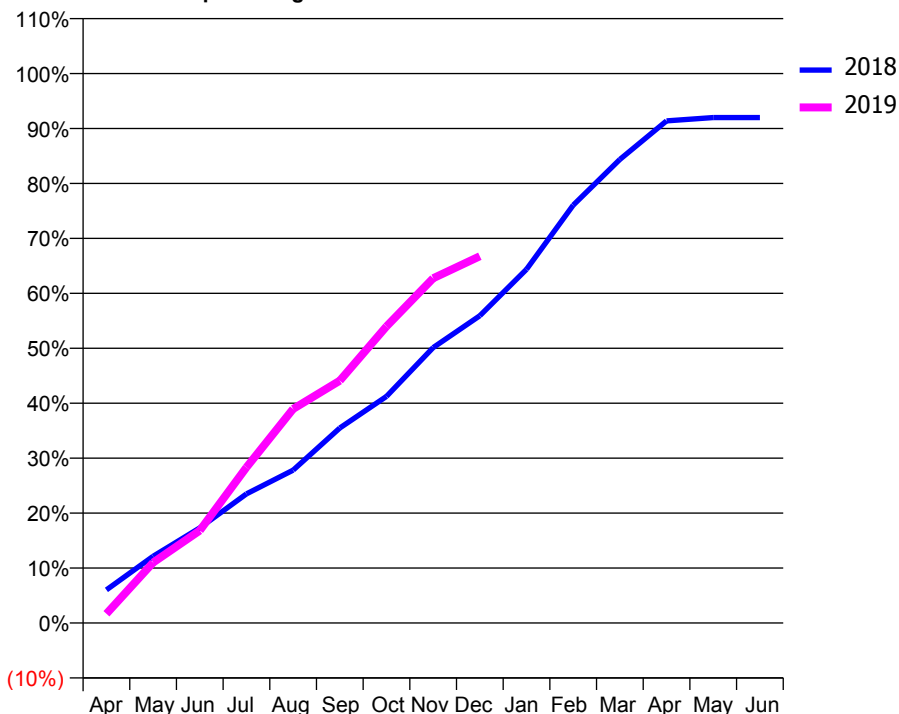
ACCESS*

Patients seen in 24 months	Total	Change since previous quarter
Quarter ending December 2017	2,344	
Quarter ending March 2018	2,422	↑
Quarter ending June 2018	2,439	→
Quarter ending September 2018	2,488	↑
Quarter ending December 2018	2,533	→
Variance since December 2017	8.1%	↑



ACTIVITY

Cumulative percentage of contracted UDA delivered 2018 & 2019



Month	Adjusted Scheduled Activity (UDA)	
	2018	2019
April	363	102
May	731	663
June	1,043	1,013
July	1,414	1,706
August	1,675	2,345
September	2,137	2,656
October	2,483	3,250
November	3,018	3,778
December	3,366	4,018
January	3,874	
February	4,577	
March	5,079	
April	5,501	
May	5,537	
June	5,537	

QUALITY

	Quantity	Base Number	Contract	AT	Region	England
% of FP17s for the same patient ID Re-attending within 3 months - Children	76	843	9.0%	10.2%	11.8%	11.8%
% of FP17s for the same patient ID Re-attending within 3 months - Adults	174	1,337	13.0%	15.4%	16.7%	15.6%
% of FP17s for the same patient ID Re-attending between 3 & 9 months - Children	412	843	48.9%	49.0%	48.6%	58.8%
% of FP17s for the same patient ID Re-attending between 3 & 9 months - Adults	423	1,337	31.6%	38.7%	39.1%	51.0%
% of FP17s for Band 1 Urgent Courses	189	1,938	9.8%	10.2%	10.6%	9.0%
% of FP17s Relating to Free Repair or Replacements	8	1,938	0.4%	0.6%	0.5%	0.8%
% of FP17s Relating to Continuations	5	1,938	0.3%	0.9%	0.7%	0.9%
% of Patients satisfied with the dentistry they have received	1	1	N/A	91.8%	90.2%	93.2%
% of Patients satisfied with the time they had to wait for an appointment	1	1	N/A	87.2%	85.0%	88.3%

* This is based on patients treated on this contract for their most recent course of treatment. Figures in italics indicate the base number of FP17s or Patient Questionnaire responses are less than 100. N/A is shown where the base number of responses is less than 10 during the period. % is calculated as Quantity/Base number*100

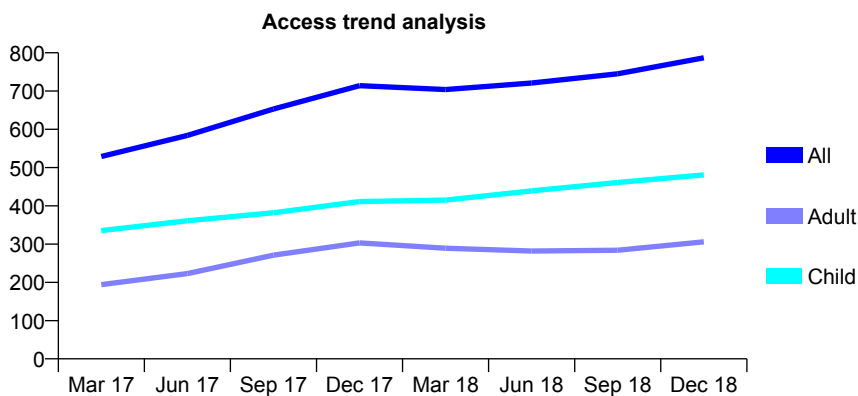
Q63 - Vital Signs At a Glance Contract Report for 264636/0003 - December 2018

Name or company name	MR O DADASHIAN
Contract type name	GDS Contract
Purpose of contract	General
Contract start date	01/11/2015
Contract end date	

18/19 Contracted general activity (UDA)	1,585
Carry forward general activity (UDA)	15
18/19 Contracted orthodontic activity (UOA)	0
Carry forward orthodontic activity (UOA)	0
Baseline contract value	£33,377.33

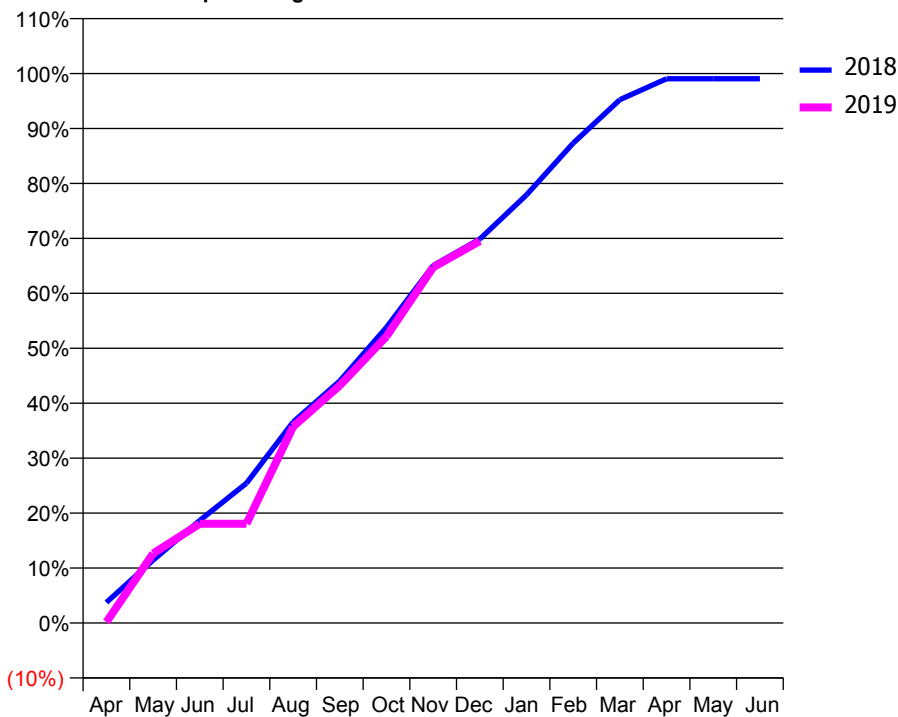
ACCESS*

Patients seen in 24 months	Total	Change since previous quarter
Quarter ending December 2017	714	
Quarter ending March 2018	704	↓
Quarter ending June 2018	721	↑
Quarter ending September 2018	745	↑
Quarter ending December 2018	787	↑
Variance since December 2017	10.2%	↑



ACTIVITY

Cumulative percentage of contracted UDA delivered 2018 & 2019



Adjusted Scheduled Activity (UDA)		
Month	2018	2019
April	59	3
May	181	200
June	296	286
July	403	286
August	580	566
September	698	685
October	853	827
November	1,031	1,026
December	1,107	1,102
January	1,235	
February	1,384	
March	1,510	
April	1,570	
May	1,570	
June	1,570	

QUALITY

	Quantity	Base Number	Contract	AT	Region	England
% of FP17s for the same patient ID Re-attending within 3 months - Children	19	471	4.0%	10.2%	11.8%	11.8%
% of FP17s for the same patient ID Re-attending within 3 months - Adults	31	228	13.6%	15.4%	16.7%	15.6%
% of FP17s for the same patient ID Re-attending between 3 & 9 months - Children	207	471	43.9%	49.0%	48.6%	58.8%
% of FP17s for the same patient ID Re-attending between 3 & 9 months - Adults	100	228	43.9%	38.7%	39.1%	51.0%
% of FP17s for Band 1 Urgent Courses	45	681	6.6%	10.2%	10.6%	9.0%
% of FP17s Relating to Free Repair or Replacements	0	681	0.0%	0.6%	0.5%	0.8%
% of FP17s Relating to Continuations	0	681	0.0%	0.9%	0.7%	0.9%
% of Patients satisfied with the dentistry they have received	0	0	N/A	91.8%	90.2%	93.2%
% of Patients satisfied with the time they had to wait for an appointment	0	0	N/A	87.2%	85.0%	88.3%

* This is based on patients treated on this contract for their most recent course of treatment. Figures in italics indicate the base number of FP17s or Patient Questionnaire responses are less than 100. N/A is shown where the base number of responses is less than 10 during the period. % is calculated as Quantity/Base number*100

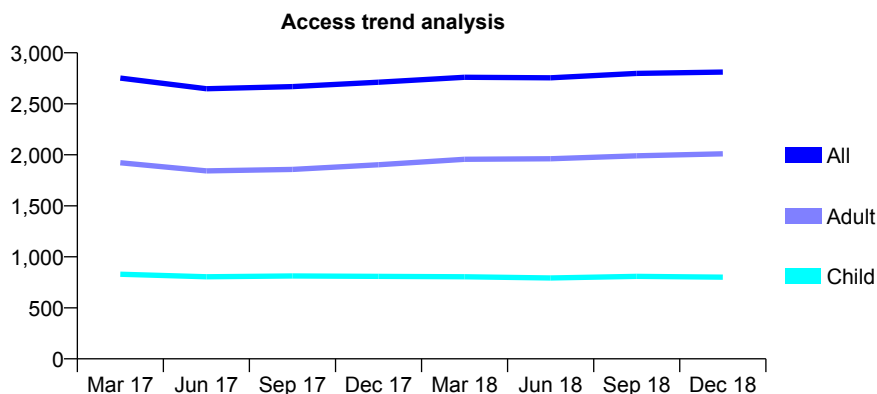
Q63 - Vital Signs At a Glance Contract Report for 271500/0001 - December 2018

Name or company name	MR P MAZAHERI
Contract type name	GDS Contract
Purpose of contract	General
Contract start date	01/04/2006
Contract end date	

18/19 Contracted general activity (UDA)	6,109
Carry forward general activity (UDA)	-38
18/19 Contracted orthodontic activity (UOA)	0
Carry forward orthodontic activity (UOA)	0
Baseline contract value	£186,844.44

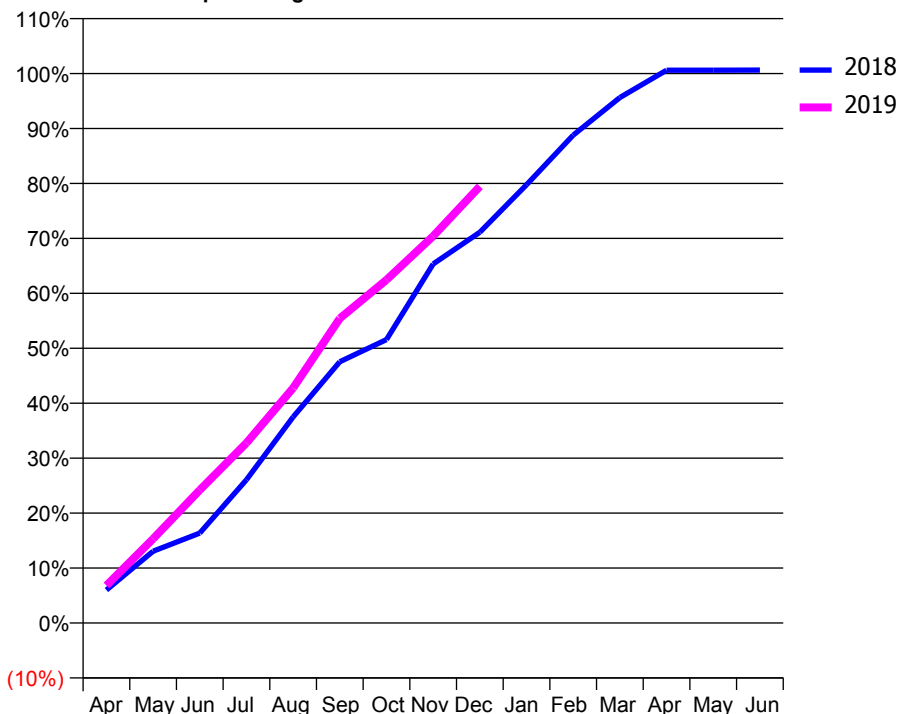
ACCESS*

Patients seen in 24 months	Total	Change since previous quarter
Quarter ending December 2017	2,712	
Quarter ending March 2018	2,760	→
Quarter ending June 2018	2,755	→
Quarter ending September 2018	2,798	→
Quarter ending December 2018	2,811	→
Variance since December 2017	3.7%	↑



ACTIVITY

Cumulative percentage of contracted UDA delivered 2018 & 2019



Month	Adjusted Scheduled Activity (UDA)	
	2018	2019
April	367	417
May	798	936
June	999	1,479
July	1,594	2,001
August	2,291	2,612
September	2,904	3,387
October	3,151	3,814
November	3,991	4,301
December	4,345	4,854
January	4,872	
February	5,423	
March	5,842	
April	6,145	
May	6,145	
June	6,147	

QUALITY

	Quantity	Base Number	Contract	AT	Region	England
% of FP17s for the same patient ID Re-attending within 3 months - Children	47	830	5.7%	10.2%	11.8%	11.8%
% of FP17s for the same patient ID Re-attending within 3 months - Adults	217	1,573	13.8%	15.4%	16.7%	15.6%
% of FP17s for the same patient ID Re-attending between 3 & 9 months - Children	458	830	55.2%	49.0%	48.6%	58.8%
% of FP17s for the same patient ID Re-attending between 3 & 9 months - Adults	498	1,573	31.7%	38.7%	39.1%	51.0%
% of FP17s for Band 1 Urgent Courses	201	2,280	8.8%	10.2%	10.6%	9.0%
% of FP17s Relating to Free Repair or Replacements	8	2,280	0.4%	0.6%	0.5%	0.8%
% of FP17s Relating to Continuations	6	2,280	0.3%	0.9%	0.7%	0.9%
% of Patients satisfied with the dentistry they have received	0	0	N/A	91.8%	90.2%	93.2%
% of Patients satisfied with the time they had to wait for an appointment	0	0	N/A	87.2%	85.0%	88.3%

* This is based on patients treated on this contract for their most recent course of treatment. Figures in italics indicate the base number of FP17s or Patient Questionnaire responses are less than 100. N/A is shown where the base number of responses is less than 10 during the period. % is calculated as Quantity/Base number*100

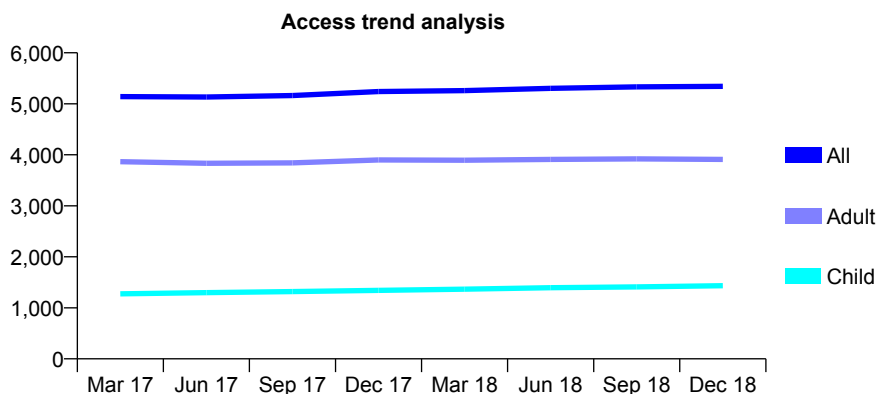
Q63 - Vital Signs At a Glance Contract Report for 272833/0001 - December 2018

Name or company name	MR D GOVINDASAMI
Contract type name	GDS Contract
Purpose of contract	General
Contract start date	01/04/2006
Contract end date	

18/19 Contracted general activity (UDA)	11,557
Carry forward general activity (UDA)	-65
18/19 Contracted orthodontic activity (UOA)	0
Carry forward orthodontic activity (UOA)	0
Baseline contract value	£287,574.41

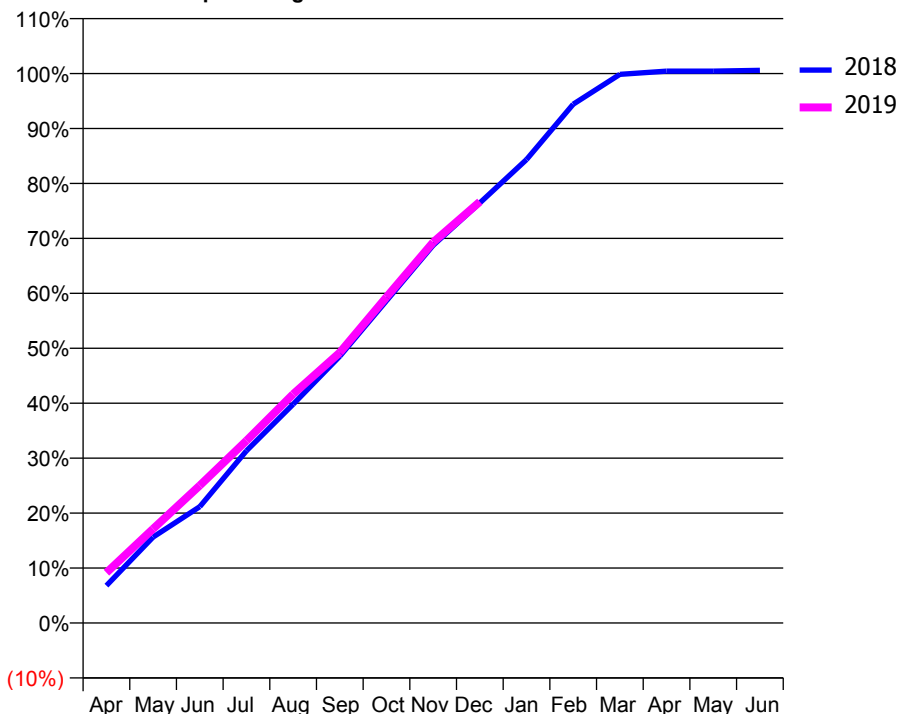
ACCESS*

Patients seen in 24 months	Total	Change since previous quarter
Quarter ending December 2017	5,241	
Quarter ending March 2018	5,259	→
Quarter ending June 2018	5,303	→
Quarter ending September 2018	5,331	→
Quarter ending December 2018	5,343	→
Variance since December 2017	1.9%	→



ACTIVITY

Cumulative percentage of contracted UDA delivered 2018 & 2019



QUALITY

	Quantity	Base Number	Contract	AT	Region	England
% of FP17s for the same patient ID Re-attending within 3 months - Children	86	1,572	5.5%	10.2%	11.8%	11.8%
% of FP17s for the same patient ID Re-attending within 3 months - Adults	397	4,074	9.7%	15.4%	16.7%	15.6%
% of FP17s for the same patient ID Re-attending between 3 & 9 months - Children	1,007	1,572	64.1%	49.0%	48.6%	58.8%
% of FP17s for the same patient ID Re-attending between 3 & 9 months - Adults	2,472	4,074	60.7%	38.7%	39.1%	51.0%
% of FP17s for Band 1 Urgent Courses	232	5,218	4.4%	10.2%	10.6%	9.0%
% of FP17s Relating to Free Repair or Replacements	40	5,218	0.8%	0.6%	0.5%	0.8%
% of FP17s Relating to Continuations	53	5,218	1.0%	0.9%	0.7%	0.9%
% of Patients satisfied with the dentistry they have received	1	1	N/A	91.8%	90.2%	93.2%
% of Patients satisfied with the time they had to wait for an appointment	0	1	N/A	87.2%	85.0%	88.3%

* This is based on patients treated on this contract for their most recent course of treatment. Figures in italics indicate the base number of FP17s or Patient Questionnaire responses are less than 100. N/A is shown where the base number of responses is less than 10 during the period. % is calculated as Quantity/Base number*100

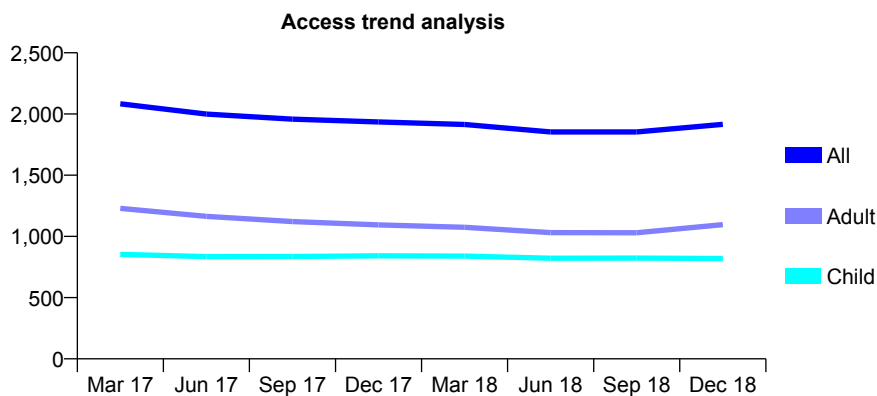
Q63 - Vital Signs At a Glance Contract Report for 273740/0003 - December 2018

Name or company name	MR J PATEL
Contract type name	GDS Contract
Purpose of contract	General and Orthodontic
Contract start date	01/10/2013
Contract end date	

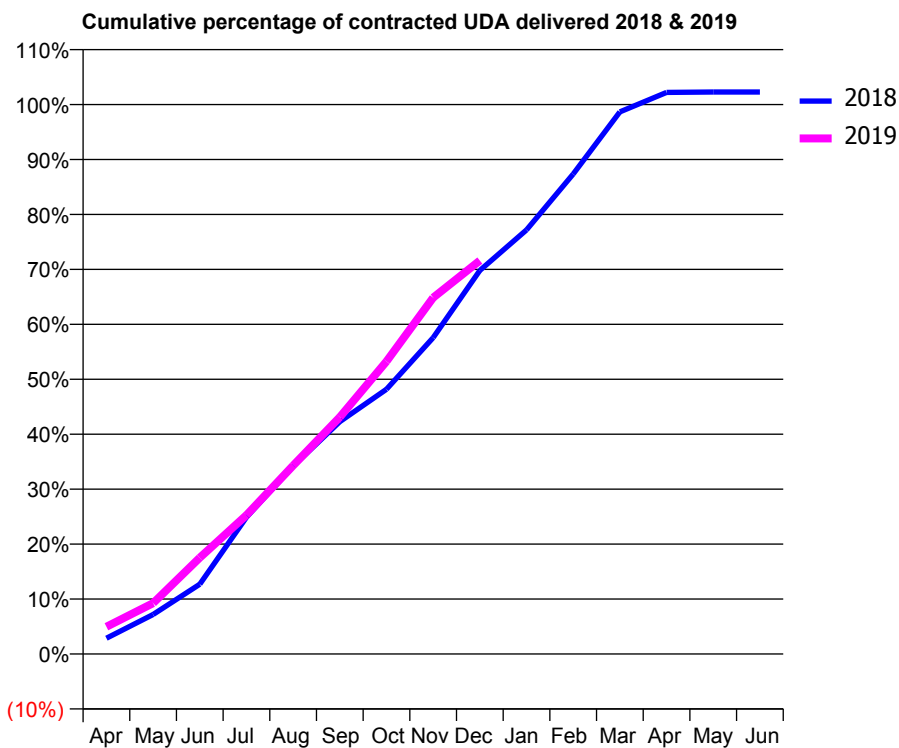
18/19 Contracted general activity (UDA)	4,500
Carry forward general activity (UDA)	-90
18/19 Contracted orthodontic activity (UOA)	750
Carry forward orthodontic activity (UOA)	-9
Baseline contract value	£154,668.96

ACCESS*

Patients seen in 24 months	Total	Change since previous quarter
Quarter ending December 2017	1,935	
Quarter ending March 2018	1,914	↓
Quarter ending June 2018	1,853	↓
Quarter ending September 2018	1,853	→
Quarter ending December 2018	1,916	↑
Variance since December 2017	(1.0%)	→



ACTIVITY



Adjusted Scheduled Activity (UDA)		
Month	2018	2019
April	129	224
May	324	416
June	571	789
July	1,120	1,137
August	1,538	1,544
September	1,903	1,940
October	2,169	2,397
November	2,590	2,918
December	3,141	3,222
January	3,473	
February	3,931	
March	4,439	
April	4,599	
May	4,602	
June	4,602	

QUALITY

	Quantity	Base Number	Contract	AT	Region	England
% of FP17s for the same patient ID Re-attending within 3 months - Children	90	819	11.0%	10.2%	11.8%	11.8%
% of FP17s for the same patient ID Re-attending within 3 months - Adults	132	808	16.3%	15.4%	16.7%	15.6%
% of FP17s for the same patient ID Re-attending between 3 & 9 months - Children	386	819	47.1%	49.0%	48.6%	58.8%
% of FP17s for the same patient ID Re-attending between 3 & 9 months - Adults	248	808	30.7%	38.7%	39.1%	51.0%
% of FP17s for Band 1 Urgent Courses	167	1,504	11.1%	10.2%	10.6%	9.0%
% of FP17s Relating to Free Repair or Replacements	8	1,504	0.5%	0.6%	0.5%	0.8%
% of FP17s Relating to Continuations	27	1,504	1.8%	0.9%	0.7%	0.9%
% of Patients satisfied with the dentistry they have received	2	2	N/A	91.8%	90.2%	93.2%
% of Patients satisfied with the time they had to wait for an appointment	2	2	N/A	87.2%	85.0%	88.3%

* This is based on patients treated on this contract for their most recent course of treatment. Figures in italics indicate the base number of FP17s or Patient Questionnaire responses are less than 100. N/A is shown where the base number of responses is less than 10 during the period. % is calculated as Quantity/Base number*100

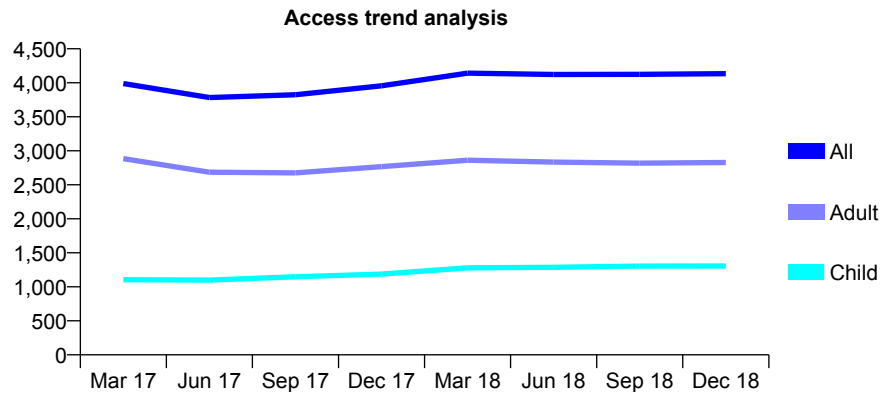
Q63 - Vital Signs At a Glance Contract Report for 274526/0001 - December 2018

Name or company name	O'Connors Partnership
Contract type name	GDS Contract
Purpose of contract	General
Contract start date	01/04/2006
Contract end date	

18/19 Contracted general activity (UDA)	13,409
Carry forward general activity (UDA)	522
18/19 Contracted orthodontic activity (UOA)	0
Carry forward orthodontic activity (UOA)	0
Baseline contract value	£433,250.28

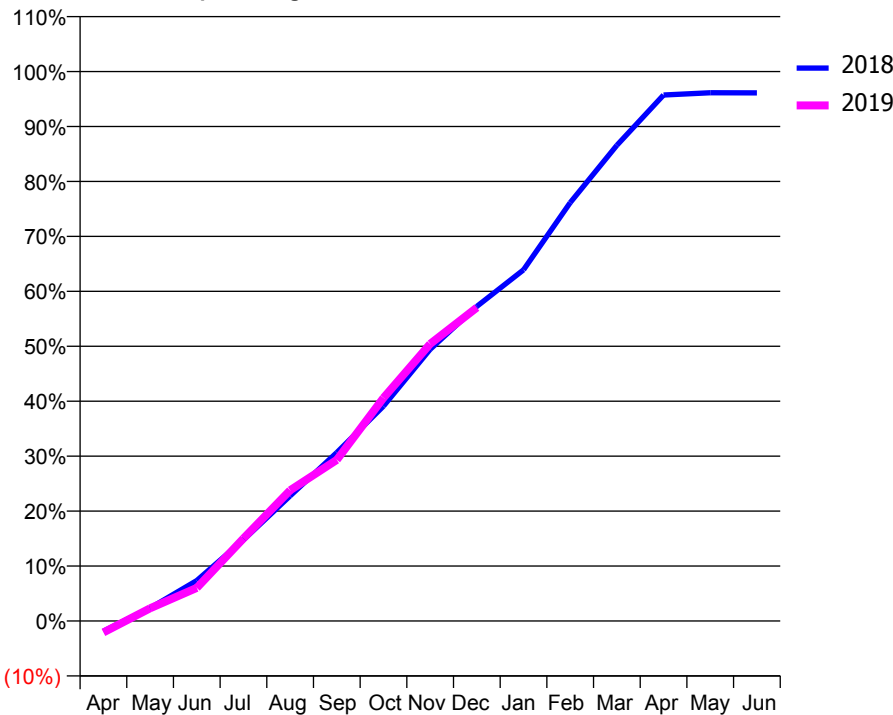
ACCESS*

Patients seen in 24 months	Total	Change since previous quarter
Quarter ending December 2017	3,956	
Quarter ending March 2018	4,142	↑
Quarter ending June 2018	4,122	→
Quarter ending September 2018	4,124	→
Quarter ending December 2018	4,135	→
Variance since December 2017	4.5%	↑



ACTIVITY

Cumulative percentage of contracted UDA delivered 2018 & 2019



Month	Adjusted Scheduled Activity (UDA)	
	2018	2019
April	-253	-283
May	317	309
June	988	809
July	1,980	2,014
August	3,055	3,190
September	4,111	3,932
October	5,243	5,446
November	6,631	6,764
December	7,678	7,649
January	8,570	
February	10,210	
March	11,610	
April	12,834	
May	12,890	
June	12,887	

QUALITY

	Quantity	Base Number	Contract	AT	Region	England
% of FP17s for the same patient ID Re-attending within 3 months - Children	86	1,173	7.3%	10.2%	11.8%	11.8%
% of FP17s for the same patient ID Re-attending within 3 months - Adults	372	2,369	15.7%	15.4%	16.7%	15.6%
% of FP17s for the same patient ID Re-attending between 3 & 9 months - Children	567	1,173	48.3%	49.0%	48.6%	58.8%
% of FP17s for the same patient ID Re-attending between 3 & 9 months - Adults	897	2,369	37.9%	38.7%	39.1%	51.0%
% of FP17s for Band 1 Urgent Courses	505	3,271	15.4%	10.2%	10.6%	9.0%
% of FP17s Relating to Free Repair or Replacements	17	3,271	0.5%	0.6%	0.5%	0.8%
% of FP17s Relating to Continuations	18	3,271	0.6%	0.9%	0.7%	0.9%
% of Patients satisfied with the dentistry they have received	1	1	N/A	91.8%	90.2%	93.2%
% of Patients satisfied with the time they had to wait for an appointment	1	1	N/A	87.2%	85.0%	88.3%

* This is based on patients treated on this contract for their most recent course of treatment. Figures in italics indicate the base number of FP17s or Patient Questionnaire responses are less than 100. N/A is shown where the base number of responses is less than 10 during the period. % is calculated as Quantity/Base number*100

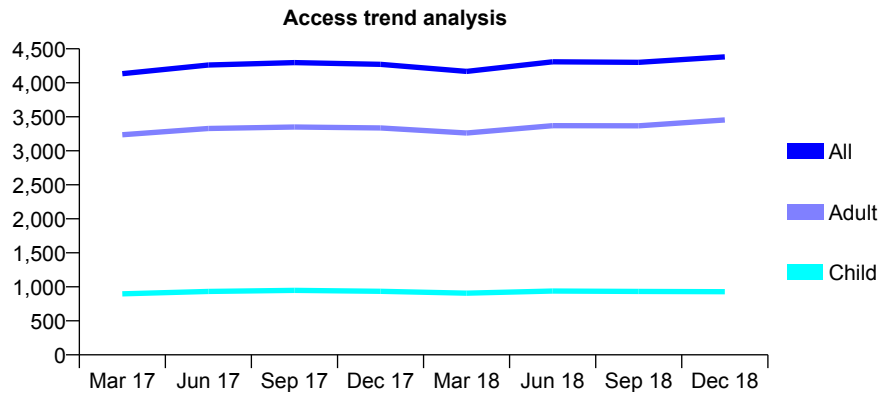
Q63 - Vital Signs At a Glance Contract Report for 276928/0001 - December 2018

Name or company name	MS T SINGH
Contract type name	GDS Contract
Purpose of contract	General
Contract start date	01/09/2013
Contract end date	

18/19 Contracted general activity (UDA)	17,743
Carry forward general activity (UDA)	0
18/19 Contracted orthodontic activity (UOA)	0
Carry forward orthodontic activity (UOA)	0
Baseline contract value	£505,865.77

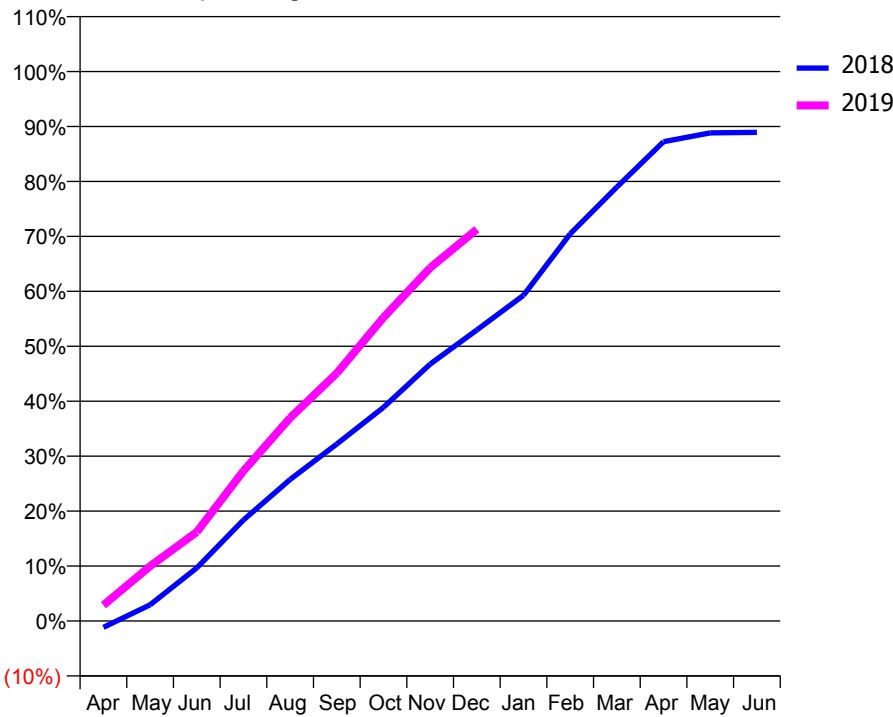
ACCESS*

Patients seen in 24 months	Total	Change since previous quarter
Quarter ending December 2017	4,272	
Quarter ending March 2018	4,167	↓
Quarter ending June 2018	4,309	↑
Quarter ending September 2018	4,300	→
Quarter ending December 2018	4,381	→
Variance since December 2017	2.6%	↑



ACTIVITY

Cumulative percentage of contracted UDA delivered 2018 & 2019



Month	Adjusted Scheduled Activity (UDA)	
	2018	2019
April	-209	512
May	524	1,771
June	1,715	2,874
July	3,260	4,848
August	4,571	6,559
September	5,716	8,003
October	6,902	9,801
November	8,294	11,404
December	9,396	12,649
January	10,518	
February	12,503	
March	14,014	
April	15,476	
May	15,760	
June	15,776	

QUALITY

	Quantity	Base Number	Contract	AT	Region	England
% of FP17s for the same patient ID Re-attending within 3 months - Children	79	835	9.5%	10.2%	11.8%	11.8%
% of FP17s for the same patient ID Re-attending within 3 months - Adults	696	3,247	21.4%	15.4%	16.7%	15.6%
% of FP17s for the same patient ID Re-attending between 3 & 9 months - Children	323	835	38.7%	49.0%	48.6%	58.8%
% of FP17s for the same patient ID Re-attending between 3 & 9 months - Adults	1,106	3,247	34.1%	38.7%	39.1%	51.0%
% of FP17s for Band 1 Urgent Courses	560	3,745	15.0%	10.2%	10.6%	9.0%
% of FP17s Relating to Free Repair or Replacements	76	3,745	2.0%	0.6%	0.5%	0.8%
% of FP17s Relating to Continuations	77	3,745	2.1%	0.9%	0.7%	0.9%
% of Patients satisfied with the dentistry they have received	0	0	N/A	91.8%	90.2%	93.2%
% of Patients satisfied with the time they had to wait for an appointment	0	0	N/A	87.2%	85.0%	88.3%

* This is based on patients treated on this contract for their most recent course of treatment. Figures in italics indicate the base number of FP17s or Patient Questionnaire responses are less than 100. N/A is shown where the base number of responses is less than 10 during the period. % is calculated as Quantity/Base number*100

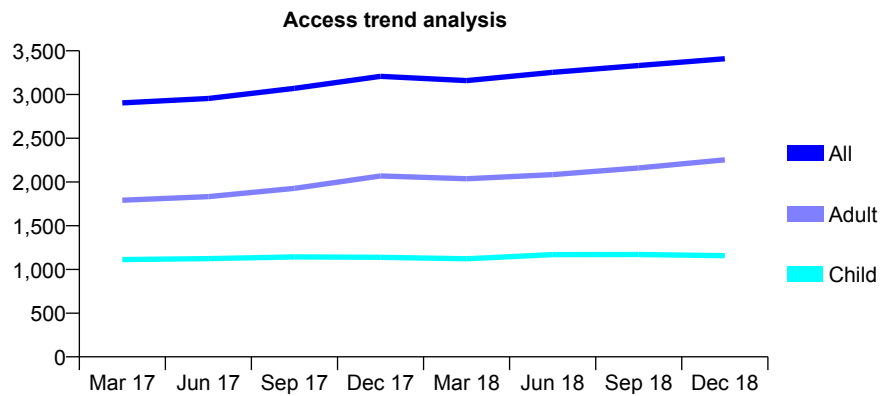
Q63 - Vital Signs At a Glance Contract Report for 280038/0001 - December 2018

Name or company name	MR M MOHSEN
Contract type name	GDS Contract
Purpose of contract	General
Contract start date	12/07/2008
Contract end date	

18/19 Contracted general activity (UDA)	7,200
Carry forward general activity (UDA)	-19
18/19 Contracted orthodontic activity (UOA)	0
Carry forward orthodontic activity (UOA)	0
Baseline contract value	£226,199.82

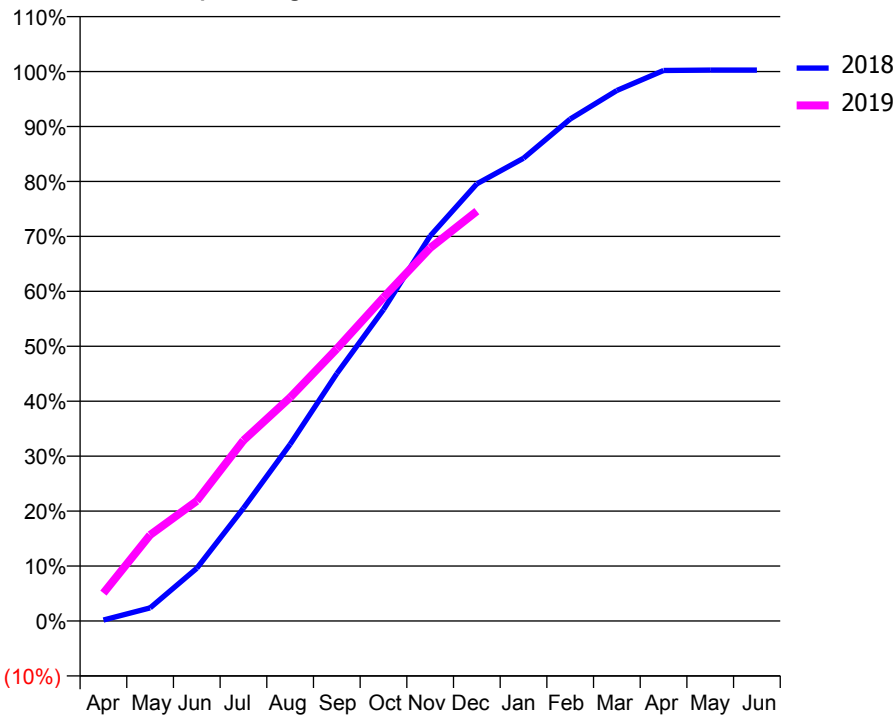
ACCESS*

Patients seen in 24 months	Total	Change since previous quarter
Quarter ending December 2017	3,208	
Quarter ending March 2018	3,159	↓
Quarter ending June 2018	3,253	↑
Quarter ending September 2018	3,331	↑
Quarter ending December 2018	3,410	↑
Variance since December 2017	6.3%	↑



ACTIVITY

Cumulative percentage of contracted UDA delivered 2018 & 2019



Month	Adjusted Scheduled Activity (UDA)	
	2018	2019
April	13	366
May	172	1,128
June	690	1,574
July	1,480	2,367
August	2,317	2,930
September	3,241	3,566
October	4,080	4,239
November	5,045	4,888
December	5,727	5,370
January	6,063	
February	6,577	
March	6,952	
April	7,213	
May	7,219	
June	7,219	

QUALITY

	Quantity	Base Number	Contract	AT	Region	England
% of FP17s for the same patient ID Re-attending within 3 months - Children	64	1,028	6.2%	10.2%	11.8%	11.8%
% of FP17s for the same patient ID Re-attending within 3 months - Adults	159	1,646	9.7%	15.4%	16.7%	15.6%
% of FP17s for the same patient ID Re-attending between 3 & 9 months - Children	457	1,028	44.5%	49.0%	48.6%	58.8%
% of FP17s for the same patient ID Re-attending between 3 & 9 months - Adults	463	1,646	28.1%	38.7%	39.1%	51.0%
% of FP17s for Band 1 Urgent Courses	116	2,542	4.6%	10.2%	10.6%	9.0%
% of FP17s Relating to Free Repair or Replacements	3	2,542	0.1%	0.6%	0.5%	0.8%
% of FP17s Relating to Continuations	2	2,542	0.1%	0.9%	0.7%	0.9%
% of Patients satisfied with the dentistry they have received	0	0	N/A	91.8%	90.2%	93.2%
% of Patients satisfied with the time they had to wait for an appointment	0	0	N/A	87.2%	85.0%	88.3%

* This is based on patients treated on this contract for their most recent course of treatment. Figures in italics indicate the base number of FP17s or Patient Questionnaire responses are less than 100. N/A is shown where the base number of responses is less than 10 during the period. % is calculated as Quantity/Base number*100

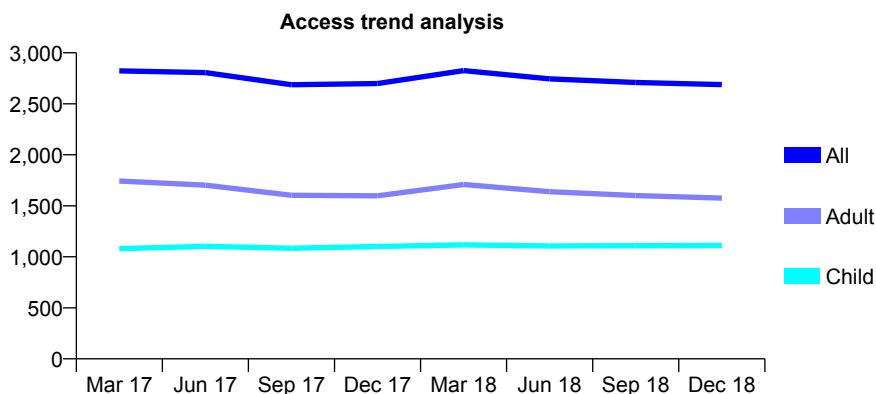
Q63 - Vital Signs At a Glance Contract Report for 283460/0002 - December 2018

Name or company name	MR S KAMYAB
Contract type name	GDS Contract
Purpose of contract	General
Contract start date	01/11/2008
Contract end date	

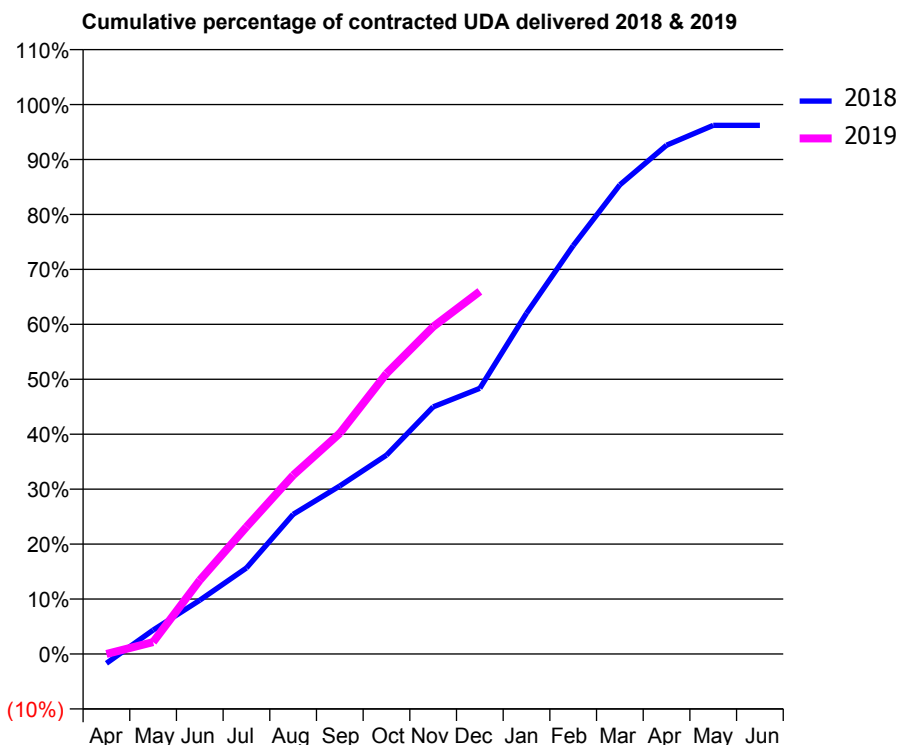
18/19 Contracted general activity (UDA)	11,565
Carry forward general activity (UDA)	439
18/19 Contracted orthodontic activity (UOA)	0
Carry forward orthodontic activity (UOA)	0
Baseline contract value	£348,417.63

ACCESS*

Patients seen in 24 months	Total	Change since previous quarter
Quarter ending December 2017	2,699	
Quarter ending March 2018	2,826	↑
Quarter ending June 2018	2,745	↓
Quarter ending September 2018	2,709	↓
Quarter ending December 2018	2,688	→
Variance since December 2017	(0.4%)	→



ACTIVITY



Month	Adjusted Scheduled Activity (UDA)	
	2018	2019
April	-197	-3
May	504	252
June	1,132	1,553
July	1,812	2,677
August	2,940	3,762
September	3,536	4,647
October	4,186	5,905
November	5,201	6,889
December	5,592	7,632
January	7,172	
February	8,595	
March	9,875	
April	10,708	
May	11,126	
June	11,126	

QUALITY

	Quantity	Base Number	Contract	AT	Region	England
% of FP17s for the same patient ID Re-attending within 3 months - Children	89	986	9.0%	10.2%	11.8%	11.8%
% of FP17s for the same patient ID Re-attending within 3 months - Adults	188	1,050	17.9%	15.4%	16.7%	15.6%
% of FP17s for the same patient ID Re-attending between 3 & 9 months - Children	394	986	40.0%	49.0%	48.6%	58.8%
% of FP17s for the same patient ID Re-attending between 3 & 9 months - Adults	319	1,050	30.4%	38.7%	39.1%	51.0%
% of FP17s for Band 1 Urgent Courses	204	1,815	11.2%	10.2%	10.6%	9.0%
% of FP17s Relating to Free Repair or Replacements	0	1,815	0.0%	0.6%	0.5%	0.8%
% of FP17s Relating to Continuations	8	1,815	0.4%	0.9%	0.7%	0.9%
% of Patients satisfied with the dentistry they have received	1	1	N/A	91.8%	90.2%	93.2%
% of Patients satisfied with the time they had to wait for an appointment	1	1	N/A	87.2%	85.0%	88.3%

* This is based on patients treated on this contract for their most recent course of treatment. Figures in italics indicate the base number of FP17s or Patient Questionnaire responses are less than 100. N/A is shown where the base number of responses is less than 10 during the period. % is calculated as Quantity/Base number*100

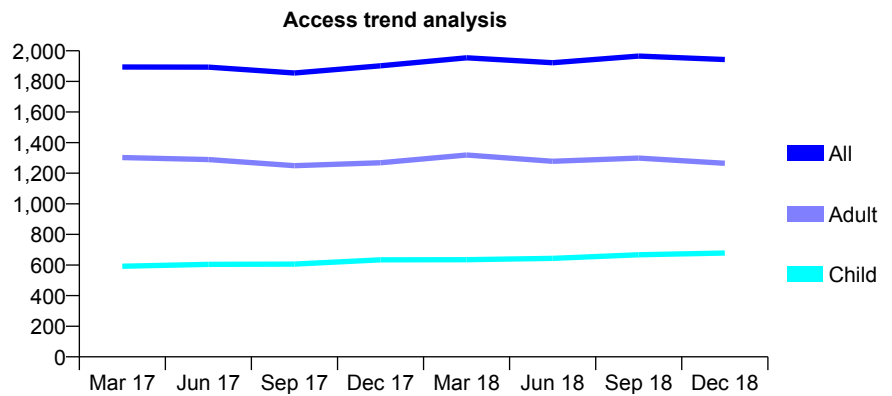
Q63 - Vital Signs At a Glance Contract Report for 283460/0004 - December 2018

Name or company name	MR S KAMYAB
Contract type name	GDS Contract
Purpose of contract	General
Contract start date	01/04/2011
Contract end date	

18/19 Contracted general activity (UDA)	6,095
Carry forward general activity (UDA)	-104
18/19 Contracted orthodontic activity (UOA)	0
Carry forward orthodontic activity (UOA)	0
Baseline contract value	£220,468.89

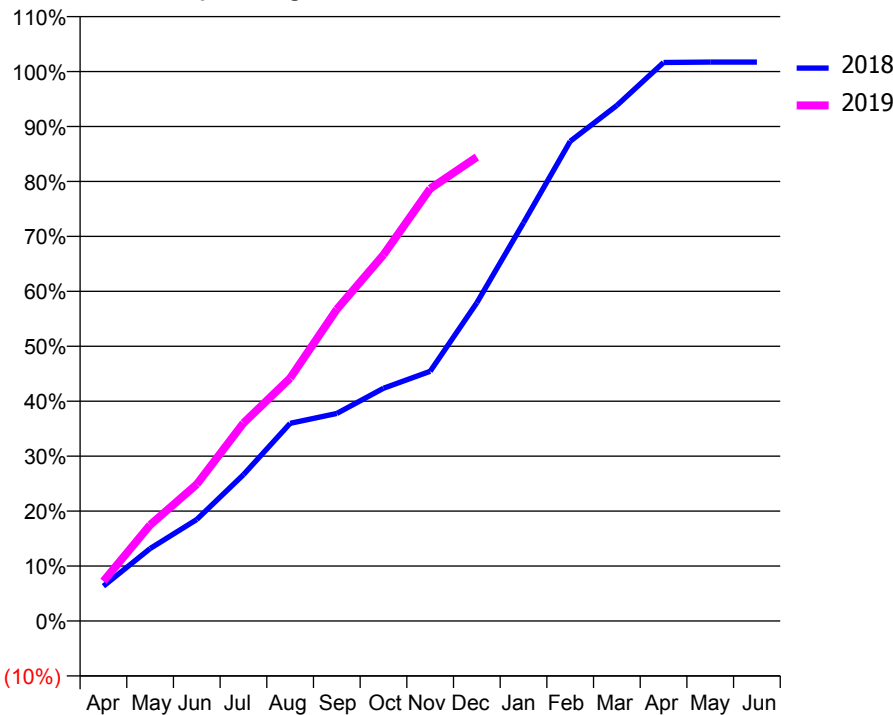
ACCESS*

Patients seen in 24 months	Total	Change since previous quarter
Quarter ending December 2017	1,902	
Quarter ending March 2018	1,954	↑
Quarter ending June 2018	1,922	↓
Quarter ending September 2018	1,966	↑
Quarter ending December 2018	1,943	↓
Variance since December 2017	2.2%	↑



ACTIVITY

Cumulative percentage of contracted UDA delivered 2018 & 2019



Month	Adjusted Scheduled Activity (UDA)	
	2018	2019
April	386	442
May	805	1,065
June	1,126	1,517
July	1,624	2,196
August	2,192	2,694
September	2,302	3,457
October	2,582	4,063
November	2,769	4,796
December	3,530	5,147
January	4,417	
February	5,321	
March	5,719	
April	6,195	
May	6,199	
June	6,199	

QUALITY

	Quantity	Base Number	Contract	AT	Region	England
% of FP17s for the same patient ID Re-attending within 3 months - Children	63	762	8.3%	10.2%	11.8%	11.8%
% of FP17s for the same patient ID Re-attending within 3 months - Adults	171	910	18.8%	15.4%	16.7%	15.6%
% of FP17s for the same patient ID Re-attending between 3 & 9 months - Children	379	762	49.7%	49.0%	48.6%	58.8%
% of FP17s for the same patient ID Re-attending between 3 & 9 months - Adults	260	910	28.6%	38.7%	39.1%	51.0%
% of FP17s for Band 1 Urgent Courses	264	1,528	17.3%	10.2%	10.6%	9.0%
% of FP17s Relating to Free Repair or Replacements	0	1,528	0.0%	0.6%	0.5%	0.8%
% of FP17s Relating to Continuations	1	1,528	0.1%	0.9%	0.7%	0.9%
% of Patients satisfied with the dentistry they have received	1	1	N/A	91.8%	90.2%	93.2%
% of Patients satisfied with the time they had to wait for an appointment	1	1	N/A	87.2%	85.0%	88.3%

* This is based on patients treated on this contract for their most recent course of treatment. Figures in italics indicate the base number of FP17s or Patient Questionnaire responses are less than 100. N/A is shown where the base number of responses is less than 10 during the period. % is calculated as Quantity/Base number*100

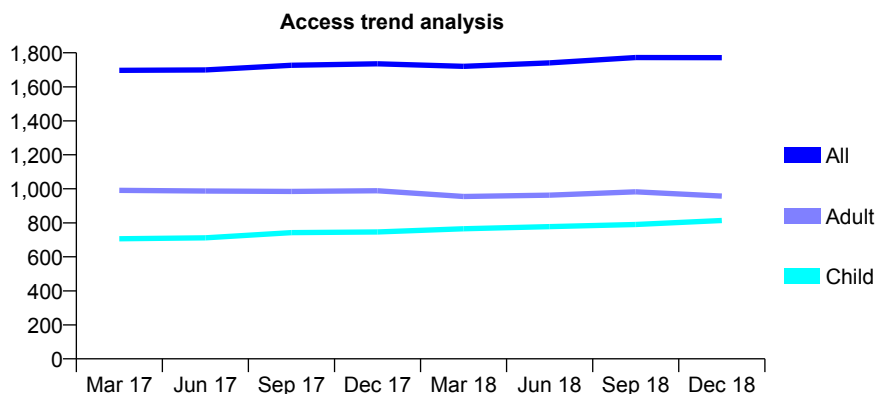
Q63 - Vital Signs At a Glance Contract Report for 283460/0005 - December 2018

Name or company name	MR S KAMYAB
Contract type name	GDS Contract
Purpose of contract	General
Contract start date	01/04/2012
Contract end date	

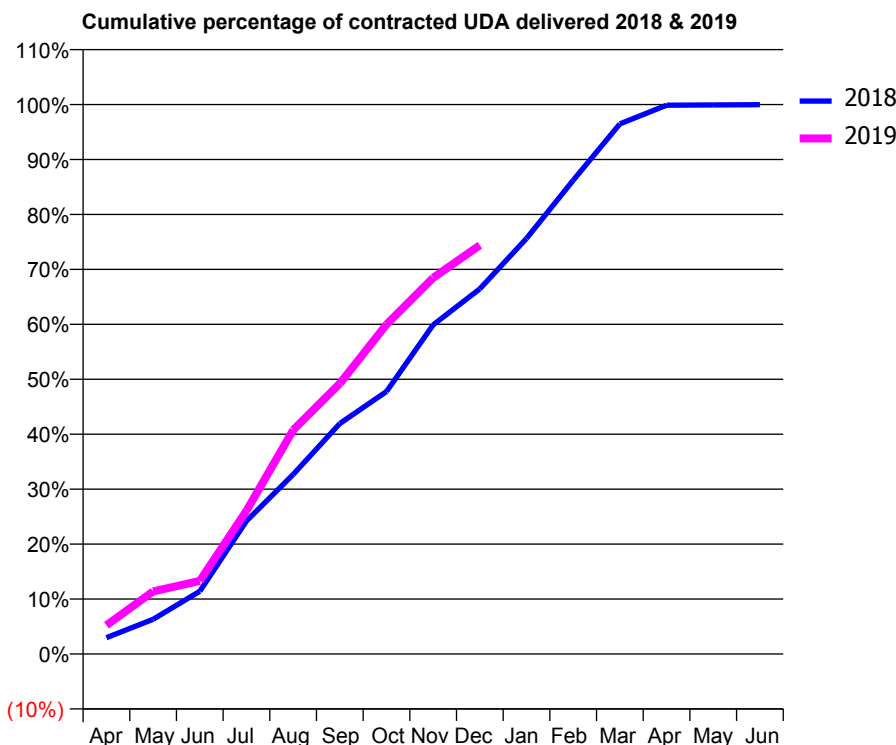
18/19 Contracted general activity (UDA)	5,416
Carry forward general activity (UDA)	2
18/19 Contracted orthodontic activity (UOA)	0
Carry forward orthodontic activity (UOA)	0
Baseline contract value	£127,367.67

ACCESS*

Patients seen in 24 months	Total	Change since previous quarter
Quarter ending December 2017	1,735	
Quarter ending March 2018	1,720	→
Quarter ending June 2018	1,741	→
Quarter ending September 2018	1,772	→
Quarter ending December 2018	1,771	→
Variance since December 2017	2.1%	↑



ACTIVITY



Month	Adjusted Scheduled Activity (UDA)	
	2018	2019
April	162	283
May	342	617
June	619	721
July	1,311	1,413
August	1,770	2,208
September	2,271	2,666
October	2,588	3,248
November	3,244	3,709
December	3,599	4,029
January	4,096	
February	4,669	
March	5,226	
April	5,409	
May	5,411	
June	5,414	

QUALITY

	Quantity	Base Number	Contract	AT	Region	England
% of FP17s for the same patient ID Re-attending within 3 months - Children	43	724	5.9%	10.2%	11.8%	11.8%
% of FP17s for the same patient ID Re-attending within 3 months - Adults	80	520	15.4%	15.4%	16.7%	15.6%
% of FP17s for the same patient ID Re-attending between 3 & 9 months - Children	339	724	46.8%	49.0%	48.6%	58.8%
% of FP17s for the same patient ID Re-attending between 3 & 9 months - Adults	191	520	36.7%	38.7%	39.1%	51.0%
% of FP17s for Band 1 Urgent Courses	109	1,184	9.2%	10.2%	10.6%	9.0%
% of FP17s Relating to Free Repair or Replacements	1	1,184	0.1%	0.6%	0.5%	0.8%
% of FP17s Relating to Continuations	1	1,184	0.1%	0.9%	0.7%	0.9%
% of Patients satisfied with the dentistry they have received	0	0	N/A	91.8%	90.2%	93.2%
% of Patients satisfied with the time they had to wait for an appointment	0	0	N/A	87.2%	85.0%	88.3%

* This is based on patients treated on this contract for their most recent course of treatment. Figures in italics indicate the base number of FP17s or Patient Questionnaire responses are less than 100. N/A is shown where the base number of responses is less than 10 during the period. % is calculated as Quantity/Base number*100

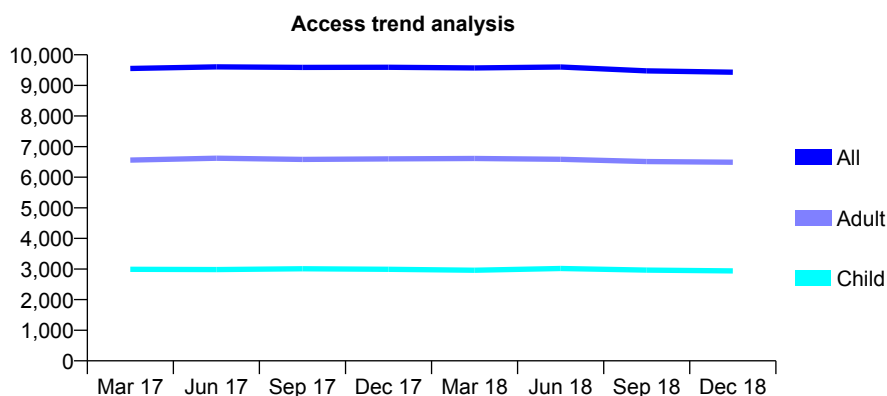
Q63 - Vital Signs At a Glance Contract Report for 287881/0001 - December 2018

Name or company name	MR AR PATEL
Contract type name	GDS Contract
Purpose of contract	General
Contract start date	01/05/2015
Contract end date	

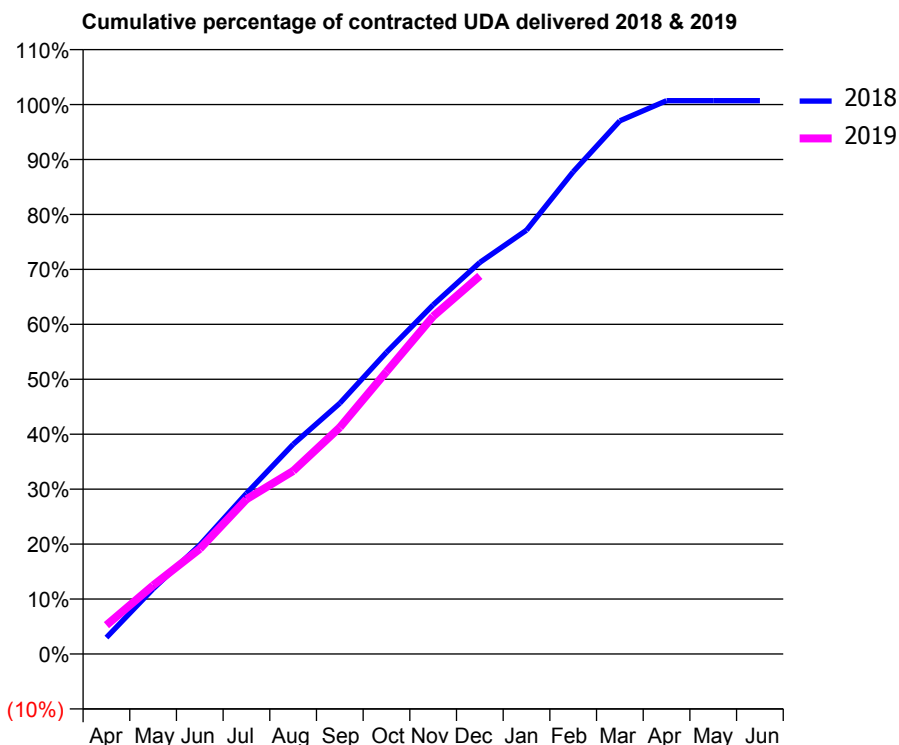
18/19 Contracted general activity (UDA)	26,220
Carry forward general activity (UDA)	-183
18/19 Contracted orthodontic activity (UOA)	0
Carry forward orthodontic activity (UOA)	0
Baseline contract value	£890,867.76

ACCESS*

Patients seen in 24 months	Total	Change since previous quarter
Quarter ending December 2017	9,591	
Quarter ending March 2018	9,572	→
Quarter ending June 2018	9,600	→
Quarter ending September 2018	9,474	↓
Quarter ending December 2018	9,431	→
Variance since December 2017	(1.7%)	↓



ACTIVITY



Month	Adjusted Scheduled Activity (UDA)	
	2018	2019
April	785	1,379
May	3,109	3,274
June	5,201	5,016
July	7,663	7,384
August	10,007	8,732
September	11,967	10,812
October	14,394	13,475
November	16,664	16,113
December	18,687	18,039
January	20,223	
February	23,014	
March	25,443	
April	26,403	
May	26,404	
June	26,403	

QUALITY

	Quantity	Base Number	Contract	AT	Region	England
% of FP17s for the same patient ID Re-attending within 3 months - Children	142	2,580	5.5%	10.2%	11.8%	11.8%
% of FP17s for the same patient ID Re-attending within 3 months - Adults	533	5,010	10.6%	15.4%	16.7%	15.6%
% of FP17s for the same patient ID Re-attending between 3 & 9 months - Children	1,299	2,580	50.3%	49.0%	48.6%	58.8%
% of FP17s for the same patient ID Re-attending between 3 & 9 months - Adults	2,108	5,010	42.1%	38.7%	39.1%	51.0%
% of FP17s for Band 1 Urgent Courses	503	7,260	6.9%	10.2%	10.6%	9.0%
% of FP17s Relating to Free Repair or Replacements	76	7,260	1.0%	0.6%	0.5%	0.8%
% of FP17s Relating to Continuations	24	7,260	0.3%	0.9%	0.7%	0.9%
% of Patients satisfied with the dentistry they have received	1	1	N/A	91.8%	90.2%	93.2%
% of Patients satisfied with the time they had to wait for an appointment	1	1	N/A	87.2%	85.0%	88.3%

* This is based on patients treated on this contract for their most recent course of treatment. Figures in italics indicate the base number of FP17s or Patient Questionnaire responses are less than 100. N/A is shown where the base number of responses is less than 10 during the period. % is calculated as Quantity/Base number*100

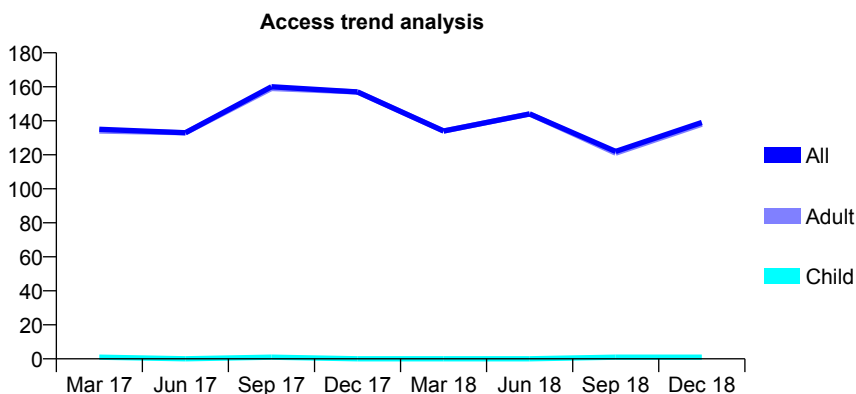
Q63 - Vital Signs At a Glance Contract Report for 294551/0001 - December 2018

Name or company name	MRS T JAYARAM
Contract type name	PDS Contract
Purpose of contract	General
Contract start date	20/04/2009
Contract end date	31/03/2019

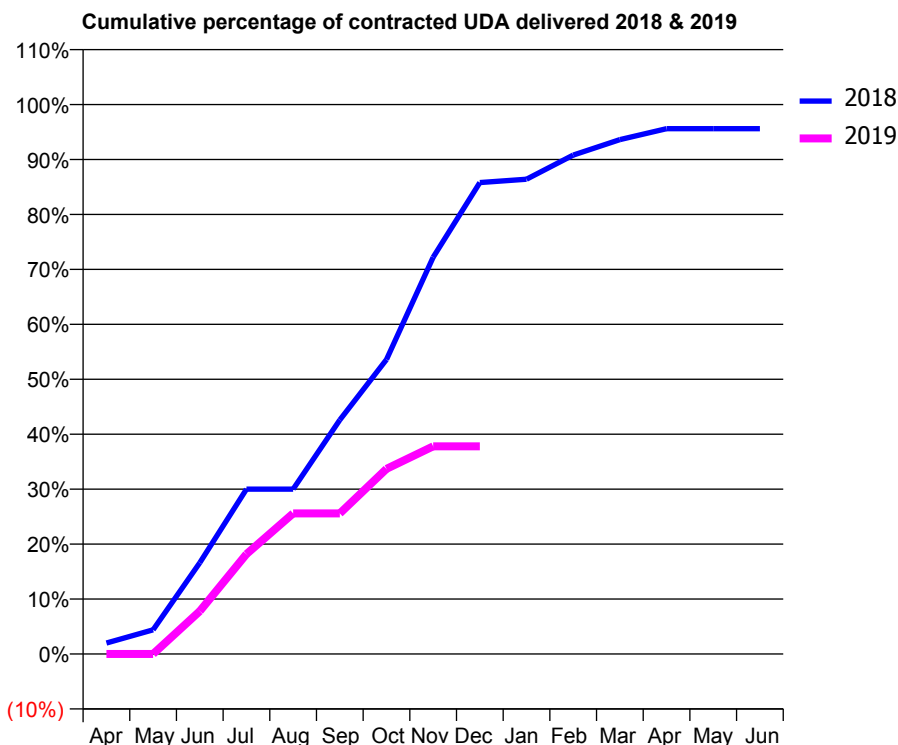
18/19 Contracted general activity (UDA)	1,000
Carry forward general activity (UDA)	0
18/19 Contracted orthodontic activity (UOA)	0
Carry forward orthodontic activity (UOA)	0
Baseline contract value	£140,991.36

ACCESS*

Patients seen in 24 months	Total	Change since previous quarter
Quarter ending December 2017	157	
Quarter ending March 2018	134	↓
Quarter ending June 2018	144	↑
Quarter ending September 2018	122	↓
Quarter ending December 2018	139	↑
Variance since December 2017	(11.5%)	↓



ACTIVITY



Month	Adjusted Scheduled Activity (UDA)	
	2018	2019
April	10	0
May	22	0
June	83	78
July	150	182
August	150	256
September	213	256
October	268	337
November	361	378
December	429	378
January	432	
February	454	
March	468	
April	478	
May	478	
June	478	

QUALITY

	Quantity	Base Number	Contract	AT	Region	England
% of FP17s for the same patient ID Re-attending within 3 months - Children	1	3	33.3%	10.2%	11.8%	11.8%
% of FP17s for the same patient ID Re-attending within 3 months - Adults	1	150	0.7%	15.4%	16.7%	15.6%
% of FP17s for the same patient ID Re-attending between 3 & 9 months - Children	0	3	0.0%	49.0%	48.6%	58.8%
% of FP17s for the same patient ID Re-attending between 3 & 9 months - Adults	1	150	0.7%	38.7%	39.1%	51.0%
% of FP17s for Band 1 Urgent Courses	0	148	0.0%	10.2%	10.6%	9.0%
% of FP17s Relating to Free Repair or Replacements	0	148	0.0%	0.6%	0.5%	0.8%
% of FP17s Relating to Continuations	0	148	0.0%	0.9%	0.7%	0.9%
% of Patients satisfied with the dentistry they have received	0	0	N/A	91.8%	90.2%	93.2%
% of Patients satisfied with the time they had to wait for an appointment	0	0	N/A	87.2%	85.0%	88.3%

* This is based on patients treated on this contract for their most recent course of treatment. Figures in italics indicate the base number of FP17s or Patient Questionnaire responses are less than 100. N/A is shown where the base number of responses is less than 10 during the period. % is calculated as Quantity/Base number*100

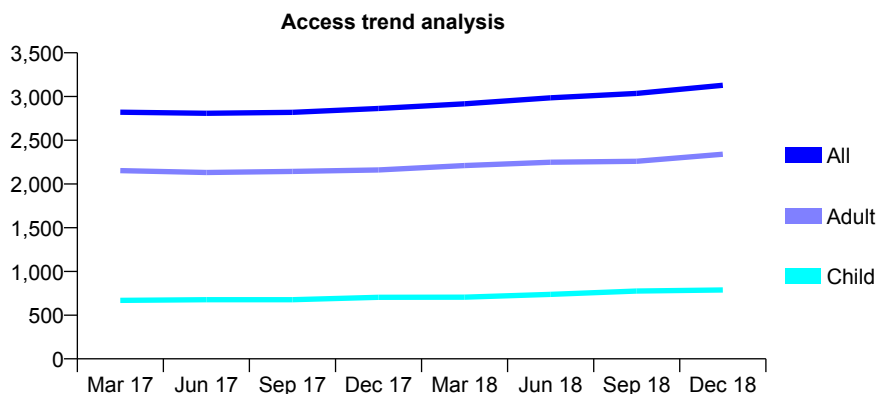
Q63 - Vital Signs At a Glance Contract Report for 299758/0001 - December 2018

Name or company name	MR AJ MEHTA
Contract type name	GDS Contract
Purpose of contract	General
Contract start date	01/10/2010
Contract end date	

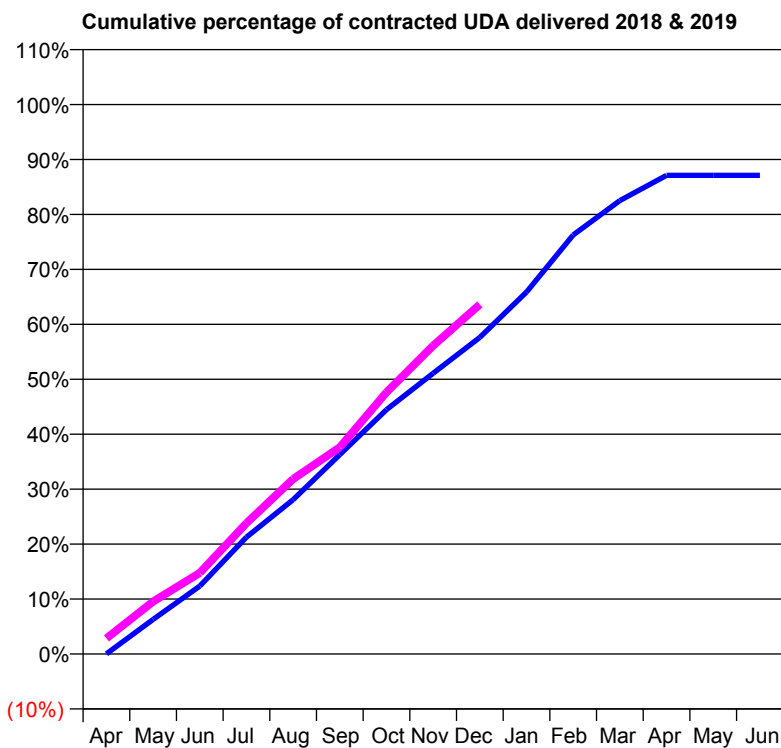
18/19 Contracted general activity (UDA)	9,243
Carry forward general activity (UDA)	0
18/19 Contracted orthodontic activity (UOA)	0
Carry forward orthodontic activity (UOA)	0
Baseline contract value	£302,689.41

ACCESS*

Patients seen in 24 months	Total	Change since previous quarter
Quarter ending December 2017	2,864	
Quarter ending March 2018	2,917	→
Quarter ending June 2018	2,986	↑
Quarter ending September 2018	3,035	→
Quarter ending December 2018	3,128	↑
Variance since December 2017	9.2%	↑



ACTIVITY



Month	Adjusted Scheduled Activity (UDA)	
	2018	2019
April	3	263
May	581	884
June	1,142	1,364
July	1,966	2,201
August	2,597	2,945
September	3,355	3,477
October	4,111	4,402
November	4,722	5,186
December	5,327	5,881
January	6,089	
February	7,048	
March	7,628	
April	8,051	
May	8,051	
June	8,051	

QUALITY

	Quantity	Base Number	Contract	AT	Region	England
% of FP17s for the same patient ID Re-attending within 3 months - Children	54	752	7.2%	10.2%	11.8%	11.8%
% of FP17s for the same patient ID Re-attending within 3 months - Adults	406	2,189	18.5%	15.4%	16.7%	15.6%
% of FP17s for the same patient ID Re-attending between 3 & 9 months - Children	345	752	45.9%	49.0%	48.6%	58.8%
% of FP17s for the same patient ID Re-attending between 3 & 9 months - Adults	887	2,189	40.5%	38.7%	39.1%	51.0%
% of FP17s for Band 1 Urgent Courses	354	2,623	13.5%	10.2%	10.6%	9.0%
% of FP17s Relating to Free Repair or Replacements	16	2,623	0.6%	0.6%	0.5%	0.8%
% of FP17s Relating to Continuations	18	2,623	0.7%	0.9%	0.7%	0.9%
% of Patients satisfied with the dentistry they have received	2	2	N/A	91.8%	90.2%	93.2%
% of Patients satisfied with the time they had to wait for an appointment	2	2	N/A	87.2%	85.0%	88.3%

* This is based on patients treated on this contract for their most recent course of treatment. Figures in italics indicate the base number of FP17s or Patient Questionnaire responses are less than 100. N/A is shown where the base number of responses is less than 10 during the period. % is calculated as Quantity/Base number*100

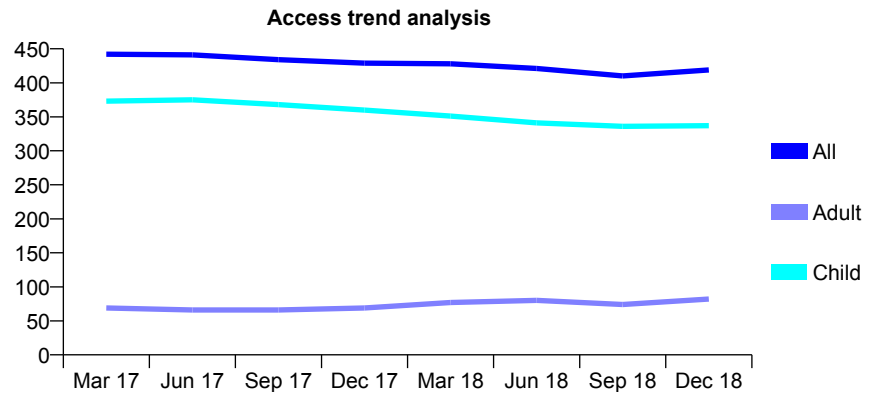
Q63 - Vital Signs At a Glance Contract Report for 303631/0001 - December 2018

Name or company name	MRS BS OWEN
Contract type name	GDS Contract
Purpose of contract	General
Contract start date	01/02/2015
Contract end date	

18/19 Contracted general activity (UDA)	1,200
Carry forward general activity (UDA)	0
18/19 Contracted orthodontic activity (UOA)	0
Carry forward orthodontic activity (UOA)	0
Baseline contract value	£31,872.91

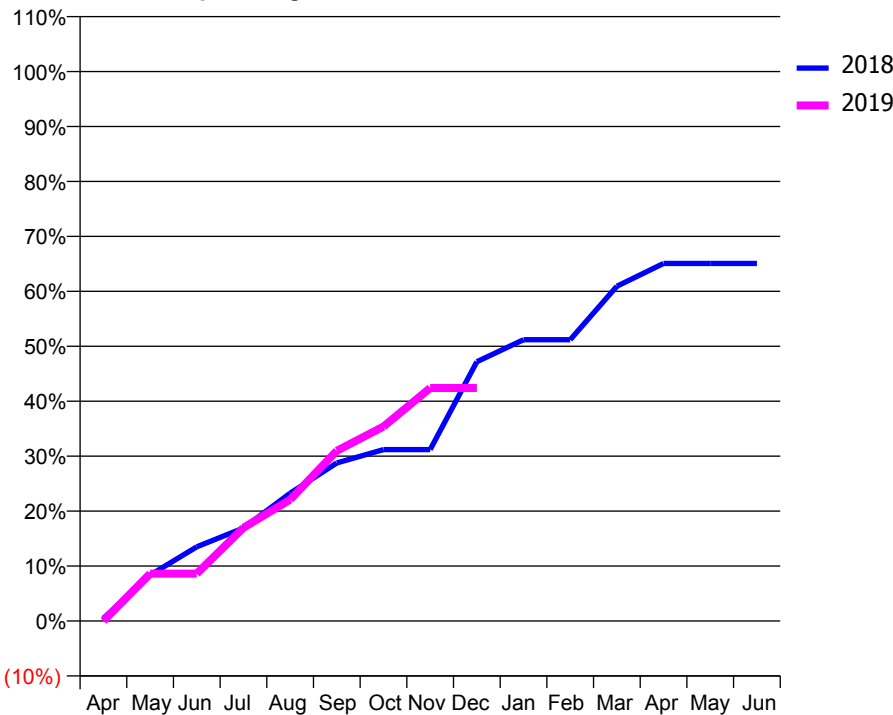
ACCESS*

Patients seen in 24 months	Total	Change since previous quarter
Quarter ending December 2017	429	
Quarter ending March 2018	428	→
Quarter ending June 2018	421	↓
Quarter ending September 2018	410	↓
Quarter ending December 2018	419	↑
Variance since December 2017	(2.3%)	↓



ACTIVITY

Cumulative percentage of contracted UDA delivered 2018 & 2019



Month	Adjusted Scheduled Activity (UDA)	
	2018	2019
April	6	0
May	100	104
June	162	104
July	203	204
August	279	265
September	345	372
October	374	425
November	374	509
December	566	509
January	614	
February	614	
March	731	
April	781	
May	781	
June	781	

QUALITY

	Quantity	Base Number	Contract	AT	Region	England
% of FP17s for the same patient ID Re-attending within 3 months - Children	18	343	5.2%	10.2%	11.8%	11.8%
% of FP17s for the same patient ID Re-attending within 3 months - Adults	2	31	6.5%	15.4%	16.7%	15.6%
% of FP17s for the same patient ID Re-attending between 3 & 9 months - Children	189	343	55.1%	49.0%	48.6%	58.8%
% of FP17s for the same patient ID Re-attending between 3 & 9 months - Adults	17	31	54.8%	38.7%	39.1%	51.0%
% of FP17s for Band 1 Urgent Courses	14	346	4.0%	10.2%	10.6%	9.0%
% of FP17s Relating to Free Repair or Replacements	0	346	0.0%	0.6%	0.5%	0.8%
% of FP17s Relating to Continuations	3	346	0.9%	0.9%	0.7%	0.9%
% of Patients satisfied with the dentistry they have received	0	0	N/A	91.8%	90.2%	93.2%
% of Patients satisfied with the time they had to wait for an appointment	0	0	N/A	87.2%	85.0%	88.3%

* This is based on patients treated on this contract for their most recent course of treatment. Figures in italics indicate the base number of FP17s or Patient Questionnaire responses are less than 100. N/A is shown where the base number of responses is less than 10 during the period. % is calculated as Quantity/Base number*100

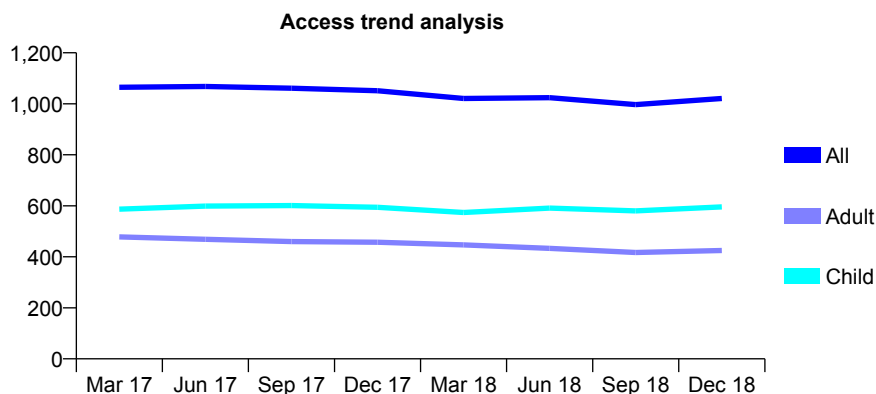
Q63 - Vital Signs At a Glance Contract Report for 304336/0003 - December 2018

Name or company name	MR PA NORTON
Contract type name	GDS Contract
Purpose of contract	General
Contract start date	01/04/2006
Contract end date	

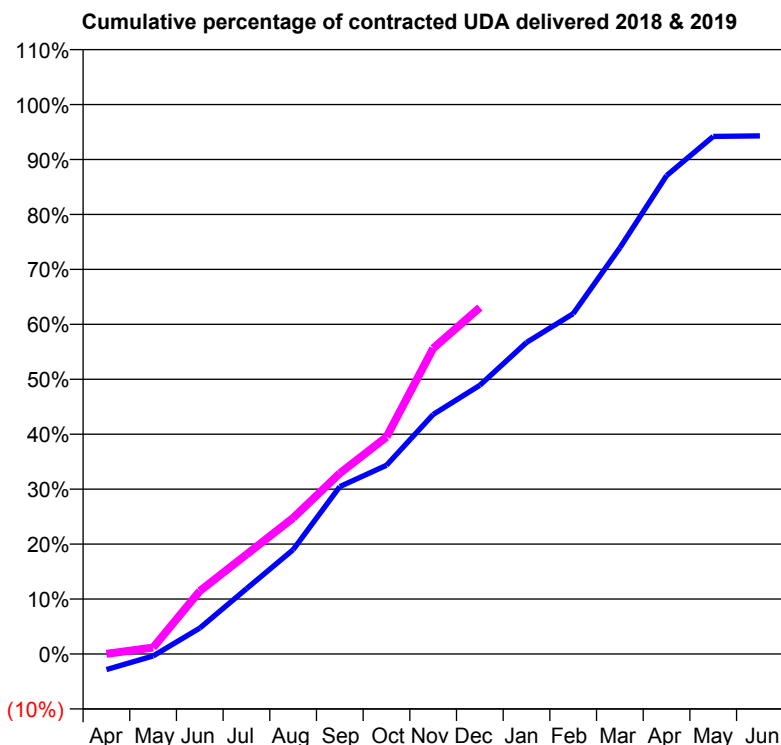
18/19 Contracted general activity (UDA)	2,104
Carry forward general activity (UDA)	0
18/19 Contracted orthodontic activity (UOA)	0
Carry forward orthodontic activity (UOA)	0
Baseline contract value	£58,657.73

ACCESS*

Patients seen in 24 months	Total	Change since previous quarter
Quarter ending December 2017	1,051	
Quarter ending March 2018	1,021	↓
Quarter ending June 2018	1,024	→
Quarter ending September 2018	997	↓
Quarter ending December 2018	1,021	↑
Variance since December 2017	(2.9%)	↓



ACTIVITY



Adjusted Scheduled Activity (UDA)		
Month	2018	2019
April	-60	1
May	-8	25
June	99	241
July	250	381
August	399	521
September	641	692
October	723	831
November	917	1,171
December	1,029	1,327
January	1,193	
February	1,303	
March	1,556	
April	1,832	
May	1,982	
June	1,984	

QUALITY

	Quantity	Base Number	Contract	AT	Region	England
% of FP17s for the same patient ID Re-attending within 3 months - Children	6	447	1.3%	10.2%	11.8%	11.8%
% of FP17s for the same patient ID Re-attending within 3 months - Adults	18	267	6.7%	15.4%	16.7%	15.6%
% of FP17s for the same patient ID Re-attending between 3 & 9 months - Children	183	447	40.9%	49.0%	48.6%	58.8%
% of FP17s for the same patient ID Re-attending between 3 & 9 months - Adults	91	267	34.1%	38.7%	39.1%	51.0%
% of FP17s for Band 1 Urgent Courses	3	544	0.6%	10.2%	10.6%	9.0%
% of FP17s Relating to Free Repair or Replacements	0	544	0.0%	0.6%	0.5%	0.8%
% of FP17s Relating to Continuations	0	544	0.0%	0.9%	0.7%	0.9%
% of Patients satisfied with the dentistry they have received	0	0	N/A	91.8%	90.2%	93.2%
% of Patients satisfied with the time they had to wait for an appointment	0	0	N/A	87.2%	85.0%	88.3%

* This is based on patients treated on this contract for their most recent course of treatment. Figures in italics indicate the base number of FP17s or Patient Questionnaire responses are less than 100. N/A is shown where the base number of responses is less than 10 during the period. % is calculated as Quantity/Base number*100

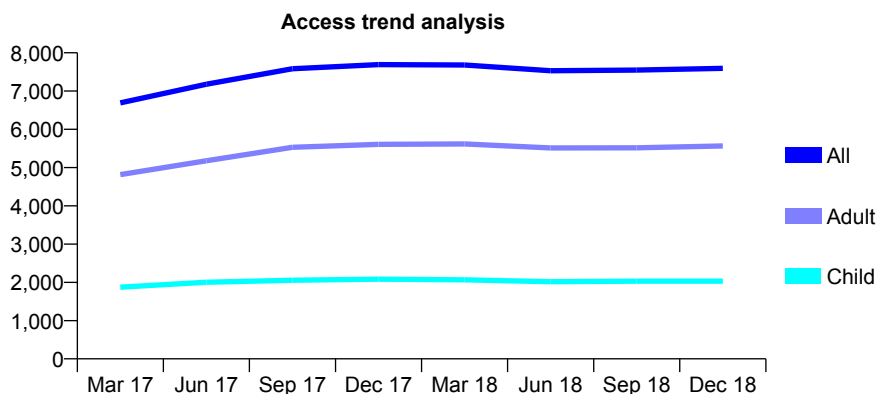
Q63 - Vital Signs At a Glance Contract Report for 304425/0002 - December 2018

Name or company name	Mr Sailesh Patel and Mr Chetan Patel
Contract type name	GDS Contract
Purpose of contract	General
Contract start date	03/09/2015
Contract end date	

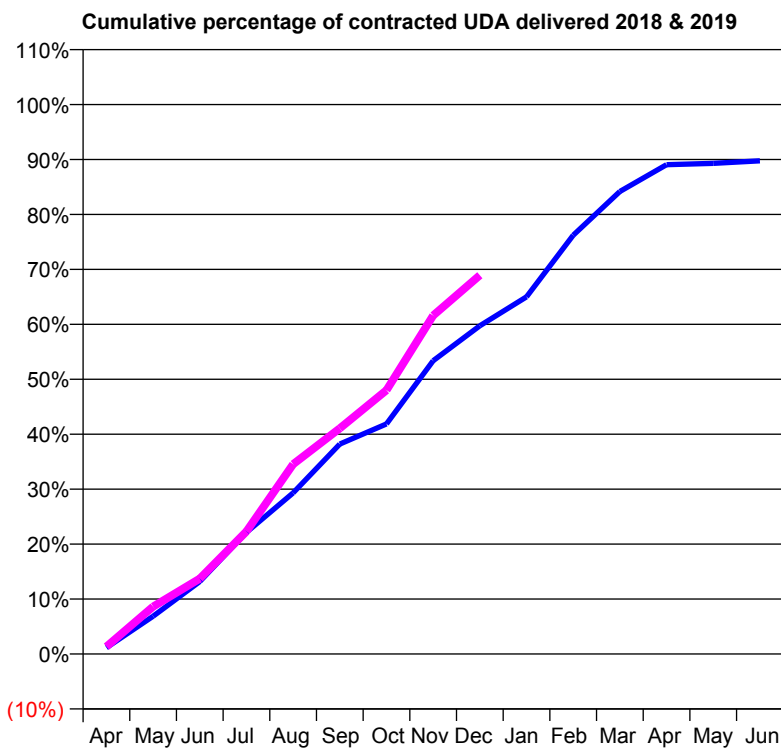
18/19 Contracted general activity (UDA)	18,833
Carry forward general activity (UDA)	0
18/19 Contracted orthodontic activity (UOA)	0
Carry forward orthodontic activity (UOA)	0
Baseline contract value	£570,563.16

ACCESS*

Patients seen in 24 months	Total	Change since previous quarter
Quarter ending December 2017	7,692	
Quarter ending March 2018	7,681	→
Quarter ending June 2018	7,532	↓
Quarter ending September 2018	7,548	→
Quarter ending December 2018	7,595	→
Variance since December 2017	(1.3%)	↓



ACTIVITY



Month	Adjusted Scheduled Activity (UDA)	
	2018	2019
April	216	253
May	1,295	1,626
June	2,483	2,582
July	4,171	4,204
August	5,523	6,507
September	7,195	7,733
October	7,887	9,043
November	10,052	11,600
December	11,249	12,983
January	12,242	
February	14,355	
March	15,852	
April	16,770	
May	16,816	
June	16,903	

QUALITY

	Quantity	Base Number	Contract	AT	Region	England
% of FP17s for the same patient ID Re-attending within 3 months - Children	116	1,806	6.4%	10.2%	11.8%	11.8%
% of FP17s for the same patient ID Re-attending within 3 months - Adults	553	4,330	12.8%	15.4%	16.7%	15.6%
% of FP17s for the same patient ID Re-attending between 3 & 9 months - Children	812	1,806	45.0%	49.0%	48.6%	58.8%
% of FP17s for the same patient ID Re-attending between 3 & 9 months - Adults	1,577	4,330	36.4%	38.7%	39.1%	51.0%
% of FP17s for Band 1 Urgent Courses	382	5,191	7.4%	10.2%	10.6%	9.0%
% of FP17s Relating to Free Repair or Replacements	49	5,191	0.9%	0.6%	0.5%	0.8%
% of FP17s Relating to Continuations	34	5,191	0.7%	0.9%	0.7%	0.9%
% of Patients satisfied with the dentistry they have received	2	3	N/A	91.8%	90.2%	93.2%
% of Patients satisfied with the time they had to wait for an appointment	3	3	N/A	87.2%	85.0%	88.3%

* This is based on patients treated on this contract for their most recent course of treatment. Figures in italics indicate the base number of FP17s or Patient Questionnaire responses are less than 100. N/A is shown where the base number of responses is less than 10 during the period. % is calculated as Quantity/Base number*100

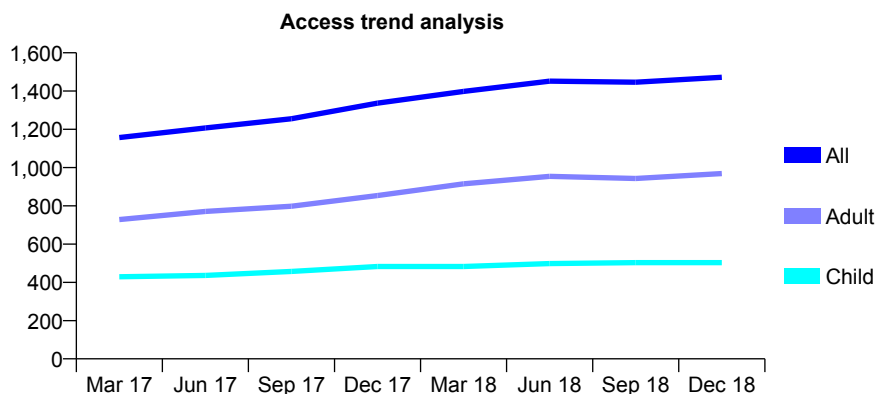
Q63 - Vital Signs At a Glance Contract Report for 305707/0002 - December 2018

Name or company name	MR A PAICE
Contract type name	GDS Contract
Purpose of contract	General
Contract start date	03/07/2007
Contract end date	

18/19 Contracted general activity (UDA)	2,999
Carry forward general activity (UDA)	-2
18/19 Contracted orthodontic activity (UOA)	0
Carry forward orthodontic activity (UOA)	0
Baseline contract value	£93,821.09

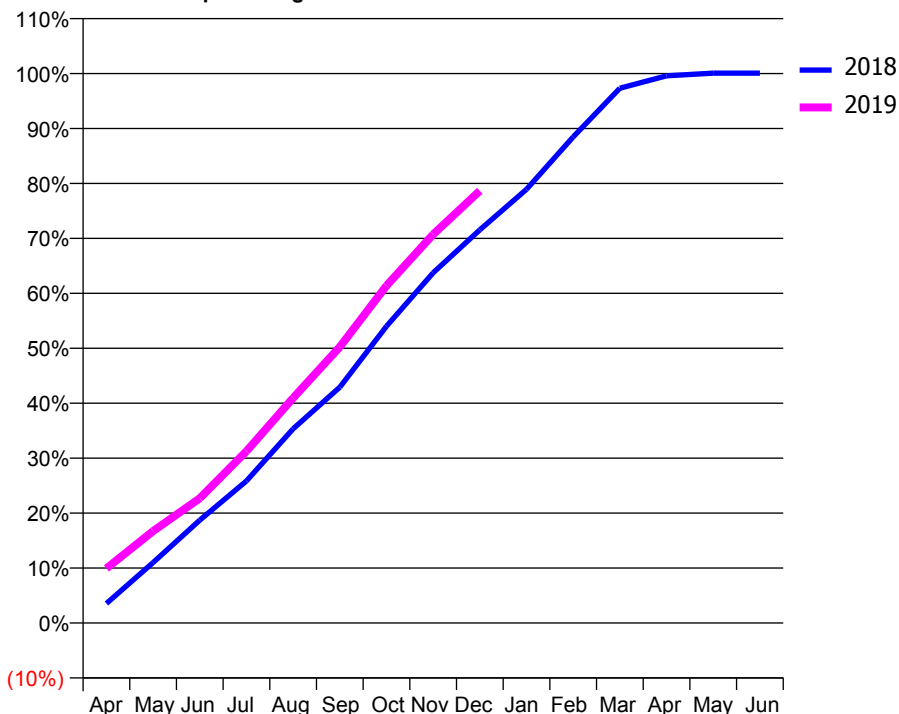
ACCESS*

Patients seen in 24 months	Total	Change since previous quarter
Quarter ending December 2017	1,337	
Quarter ending March 2018	1,398	↑
Quarter ending June 2018	1,452	↑
Quarter ending September 2018	1,446	→
Quarter ending December 2018	1,472	→
Variance since December 2017	10.1%	↑



ACTIVITY

Cumulative percentage of contracted UDA delivered 2018 & 2019



Month	Adjusted Scheduled Activity (UDA)	
	2018	2019
April	107	298
May	330	502
June	561	681
July	775	938
August	1,060	1,228
September	1,287	1,507
October	1,620	1,841
November	1,912	2,121
December	2,146	2,359
January	2,367	
February	2,653	
March	2,919	
April	2,987	
May	3,001	
June	3,001	

QUALITY

	Quantity	Base Number	Contract	AT	Region	England
% of FP17s for the same patient ID Re-attending within 3 months - Children	38	544	7.0%	10.2%	11.8%	11.8%
% of FP17s for the same patient ID Re-attending within 3 months - Adults	76	816	9.3%	15.4%	16.7%	15.6%
% of FP17s for the same patient ID Re-attending between 3 & 9 months - Children	278	544	51.1%	49.0%	48.6%	58.8%
% of FP17s for the same patient ID Re-attending between 3 & 9 months - Adults	396	816	48.5%	38.7%	39.1%	51.0%
% of FP17s for Band 1 Urgent Courses	64	1,309	4.9%	10.2%	10.6%	9.0%
% of FP17s Relating to Free Repair or Replacements	2	1,309	0.2%	0.6%	0.5%	0.8%
% of FP17s Relating to Continuations	1	1,309	0.1%	0.9%	0.7%	0.9%
% of Patients satisfied with the dentistry they have received	0	0	N/A	91.8%	90.2%	93.2%
% of Patients satisfied with the time they had to wait for an appointment	0	0	N/A	87.2%	85.0%	88.3%

* This is based on patients treated on this contract for their most recent course of treatment. Figures in italics indicate the base number of FP17s or Patient Questionnaire responses are less than 100. N/A is shown where the base number of responses is less than 10 during the period. % is calculated as Quantity/Base number*100

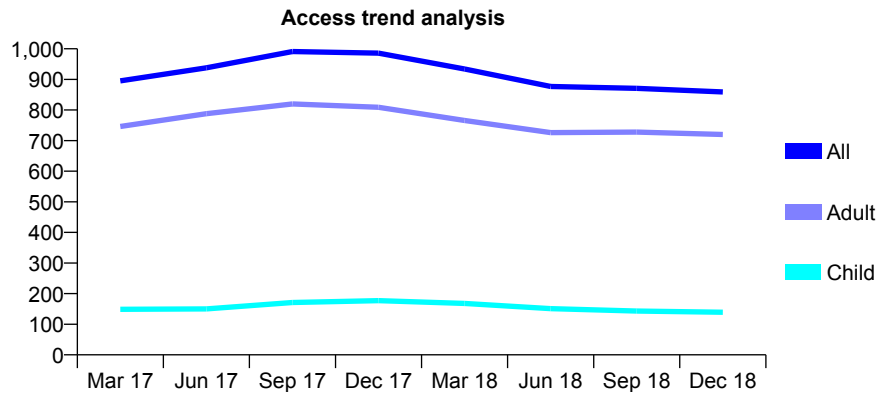
Q63 - Vital Signs At a Glance Contract Report for 319341/0001 - December 2018

Name or company name	MR AW MAINE
Contract type name	GDS Contract
Purpose of contract	General
Contract start date	01/04/2006
Contract end date	

18/19 Contracted general activity (UDA)	2,259
Carry forward general activity (UDA)	-42
18/19 Contracted orthodontic activity (UOA)	0
Carry forward orthodontic activity (UOA)	0
Baseline contract value	£69,922.47

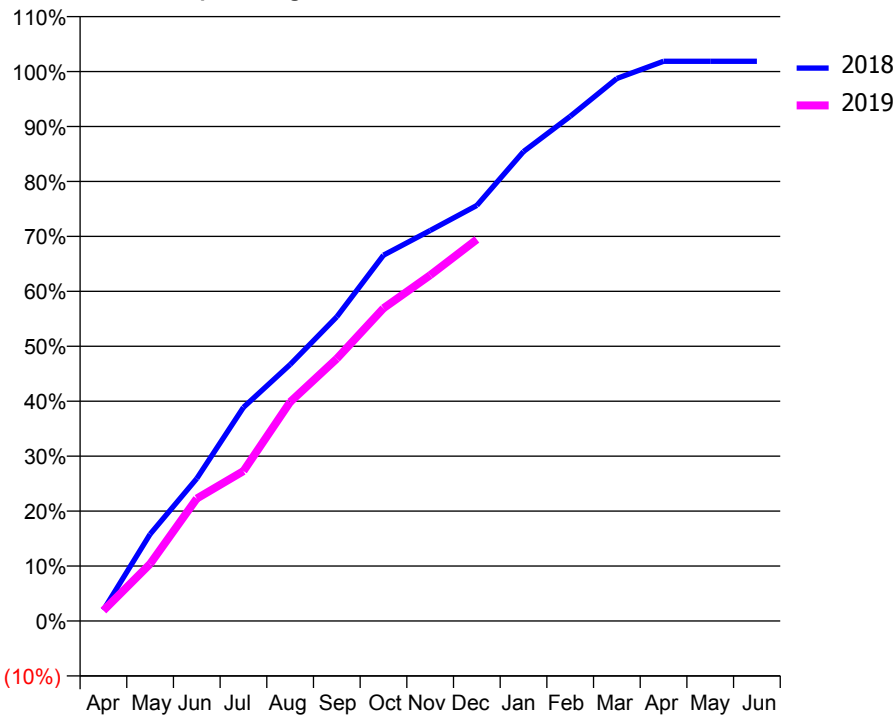
ACCESS*

Patients seen in 24 months	Total	Change since previous quarter
Quarter ending December 2017	986	
Quarter ending March 2018	934	↓
Quarter ending June 2018	877	↓
Quarter ending September 2018	871	→
Quarter ending December 2018	859	↓
Variance since December 2017	(12.9%)	↓



ACTIVITY

Cumulative percentage of contracted UDA delivered 2018 & 2019



Month	Adjusted Scheduled Activity (UDA)	
	2018	2019
April	45	43
May	357	235
June	586	503
July	878	616
August	1,055	901
September	1,251	1,078
October	1,504	1,286
November	1,605	1,422
December	1,708	1,569
January	1,930	
February	2,075	
March	2,230	
April	2,301	
May	2,301	
June	2,301	

QUALITY

	Quantity	Base Number	Contract	AT	Region	England
% of FP17s for the same patient ID Re-attending within 3 months - Children	3	78	3.8%	10.2%	11.8%	11.8%
% of FP17s for the same patient ID Re-attending within 3 months - Adults	77	519	14.8%	15.4%	16.7%	15.6%
% of FP17s for the same patient ID Re-attending between 3 & 9 months - Children	26	78	33.3%	49.0%	48.6%	58.8%
% of FP17s for the same patient ID Re-attending between 3 & 9 months - Adults	136	519	26.2%	38.7%	39.1%	51.0%
% of FP17s for Band 1 Urgent Courses	115	572	20.1%	10.2%	10.6%	9.0%
% of FP17s Relating to Free Repair or Replacements	3	572	0.5%	0.6%	0.5%	0.8%
% of FP17s Relating to Continuations	6	572	1.0%	0.9%	0.7%	0.9%
% of Patients satisfied with the dentistry they have received	0	0	N/A	91.8%	90.2%	93.2%
% of Patients satisfied with the time they had to wait for an appointment	0	0	N/A	87.2%	85.0%	88.3%

* This is based on patients treated on this contract for their most recent course of treatment. Figures in italics indicate the base number of FP17s or Patient Questionnaire responses are less than 100. N/A is shown where the base number of responses is less than 10 during the period. % is calculated as Quantity/Base number*100

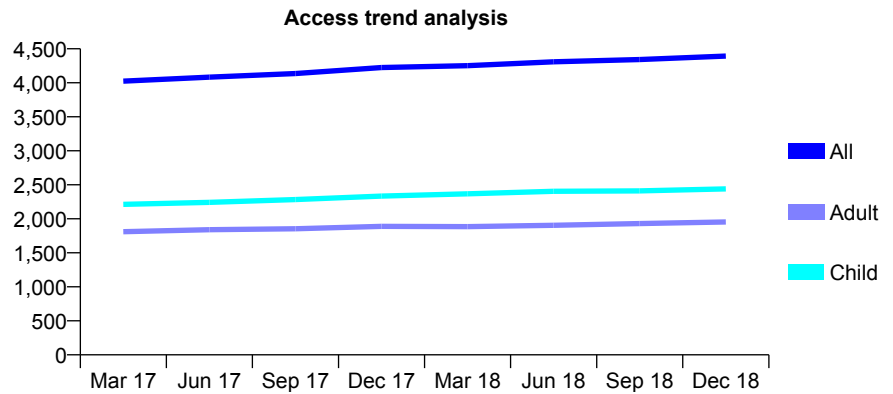
Q63 - Vital Signs At a Glance Contract Report for 321176/0001 - December 2018

Name or company name	MR RS PATEL
Contract type name	GDS Contract
Purpose of contract	General
Contract start date	01/04/2006
Contract end date	

18/19 Contracted general activity (UDA)	11,373
Carry forward general activity (UDA)	89
18/19 Contracted orthodontic activity (UOA)	0
Carry forward orthodontic activity (UOA)	0
Baseline contract value	£368,075.37

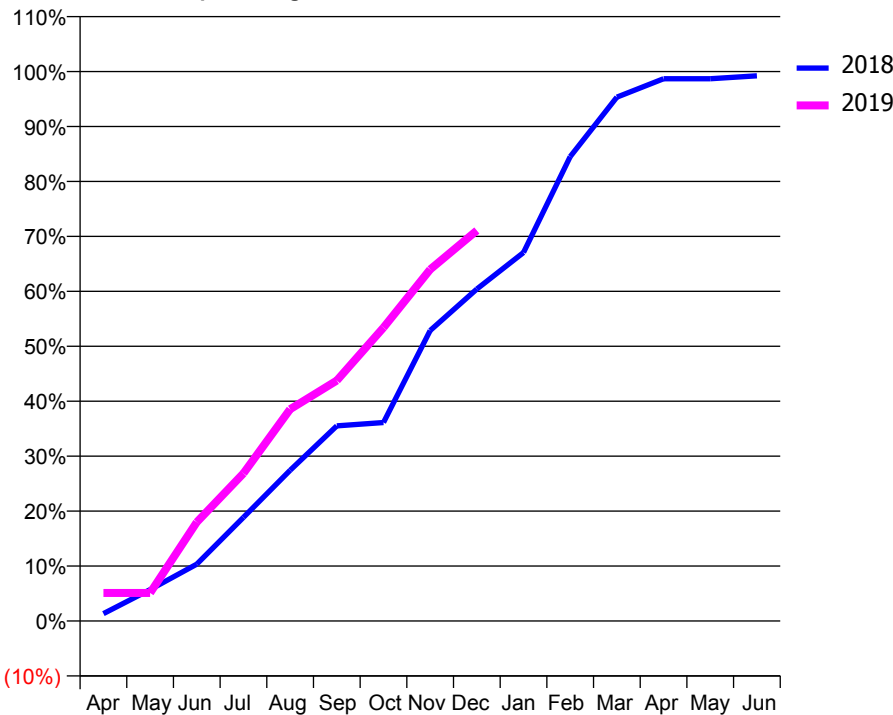
ACCESS*

Patients seen in 24 months	Total	Change since previous quarter
Quarter ending December 2017	4,225	
Quarter ending March 2018	4,252	→
Quarter ending June 2018	4,309	→
Quarter ending September 2018	4,342	→
Quarter ending December 2018	4,393	→
Variance since December 2017	4.0%	↑



ACTIVITY

Cumulative percentage of contracted UDA delivered 2018 & 2019



Month	Adjusted Scheduled Activity (UDA)	
	2018	2019
April	152	581
May	650	581
June	1,177	2,045
July	2,146	3,057
August	3,121	4,383
September	4,040	4,977
October	4,108	6,074
November	6,013	7,275
December	6,870	8,081
January	7,626	
February	9,610	
March	10,842	
April	11,222	
May	11,222	
June	11,284	

QUALITY

	Quantity	Base Number	Contract	AT	Region	England
% of FP17s for the same patient ID Re-attending within 3 months - Children	253	2,372	10.7%	10.2%	11.8%	11.8%
% of FP17s for the same patient ID Re-attending within 3 months - Adults	637	1,929	33.0%	15.4%	16.7%	15.6%
% of FP17s for the same patient ID Re-attending between 3 & 9 months - Children	1,204	2,372	50.8%	49.0%	48.6%	58.8%
% of FP17s for the same patient ID Re-attending between 3 & 9 months - Adults	664	1,929	34.4%	38.7%	39.1%	51.0%
% of FP17s for Band 1 Urgent Courses	657	3,718	17.7%	10.2%	10.6%	9.0%
% of FP17s Relating to Free Repair or Replacements	0	3,718	0.0%	0.6%	0.5%	0.8%
% of FP17s Relating to Continuations	0	3,718	0.0%	0.9%	0.7%	0.9%
% of Patients satisfied with the dentistry they have received	1	1	N/A	91.8%	90.2%	93.2%
% of Patients satisfied with the time they had to wait for an appointment	1	1	N/A	87.2%	85.0%	88.3%

* This is based on patients treated on this contract for their most recent course of treatment. Figures in italics indicate the base number of FP17s or Patient Questionnaire responses are less than 100. N/A is shown where the base number of responses is less than 10 during the period. % is calculated as Quantity/Base number*100

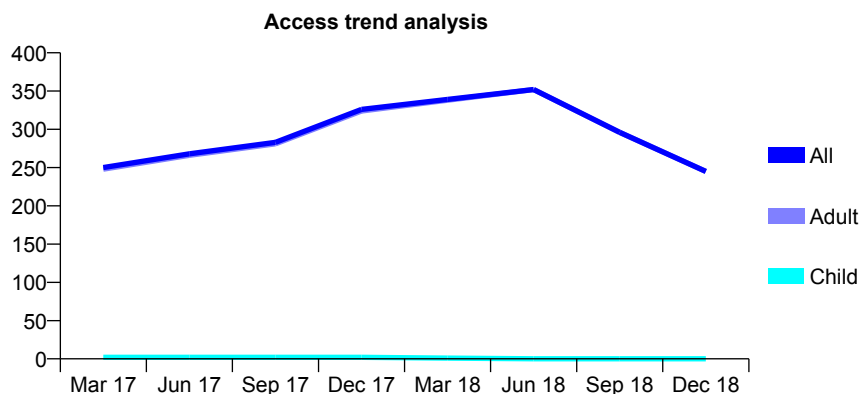
Q63 - Vital Signs At a Glance Contract Report for 321176/0003 - December 2018

Name or company name	MR RS PATEL
Contract type name	PDS Contract
Purpose of contract	General
Contract start date	01/06/2013
Contract end date	30/06/2018

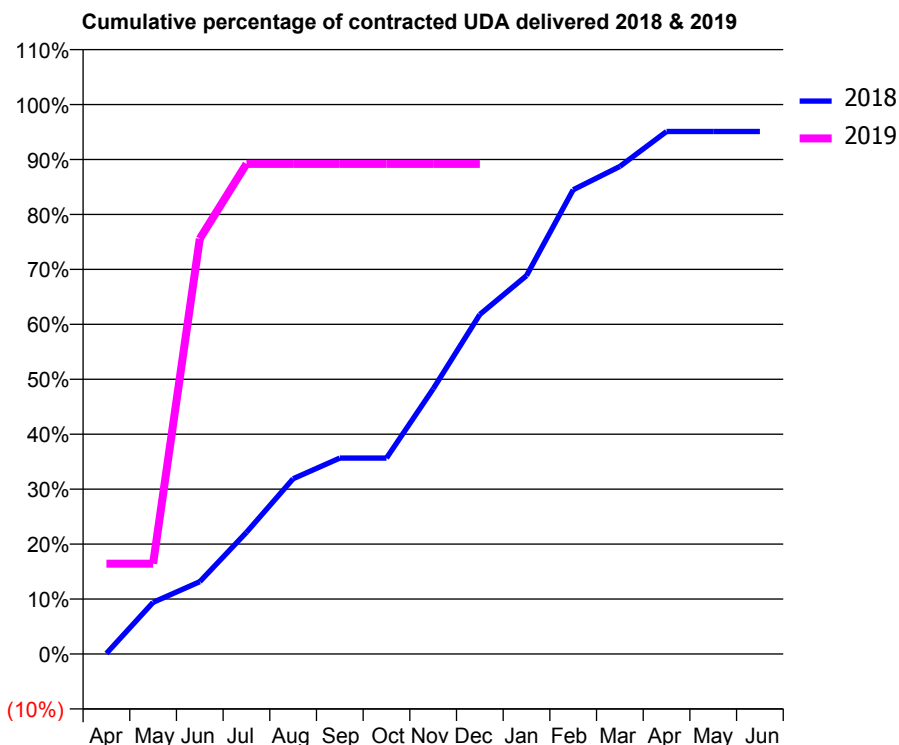
18/19 Contracted general activity (UDA)	213
Carry forward general activity (UDA)	0
18/19 Contracted orthodontic activity (UOA)	0
Carry forward orthodontic activity (UOA)	0
Baseline contract value	£11,447.93

ACCESS*

Patients seen in 24 months	Total	Change since previous quarter
Quarter ending December 2017	326	
Quarter ending March 2018	339	↑
Quarter ending June 2018	352	↑
Quarter ending September 2018	296	↓
Quarter ending December 2018	245	↓
Variance since December 2017	(24.8%)	↓



ACTIVITY



Month	Adjusted Scheduled Activity (UDA)	
	2018	2019
April	1	35
May	80	35
June	112	161
July	188	190
August	271	190
September	303	190
October	303	190
November	410	190
December	525	190
January	585	
February	718	
March	754	
April	808	
May	808	
June	808	

QUALITY

	Quantity	Base Number	Contract	AT	Region	England
% of FP17s for the same patient ID Re-attending within 3 months - Children	0	0	N/A	10.2%	11.8%	11.8%
% of FP17s for the same patient ID Re-attending within 3 months - Adults	1	94	1.1%	15.4%	16.7%	15.6%
% of FP17s for the same patient ID Re-attending between 3 & 9 months - Children	0	0	N/A	49.0%	48.6%	58.8%
% of FP17s for the same patient ID Re-attending between 3 & 9 months - Adults	0	94	0.0%	38.7%	39.1%	51.0%
% of FP17s for Band 1 Urgent Courses	0	72	0.0%	10.2%	10.6%	9.0%
% of FP17s Relating to Free Repair or Replacements	0	72	0.0%	0.6%	0.5%	0.8%
% of FP17s Relating to Continuations	0	72	0.0%	0.9%	0.7%	0.9%
% of Patients satisfied with the dentistry they have received	0	0	N/A	91.8%	90.2%	93.2%
% of Patients satisfied with the time they had to wait for an appointment	0	0	N/A	87.2%	85.0%	88.3%

* This is based on patients treated on this contract for their most recent course of treatment. Figures in italics indicate the base number of FP17s or Patient Questionnaire responses are less than 100. N/A is shown where the base number of responses is less than 10 during the period. % is calculated as Quantity/Base number*100

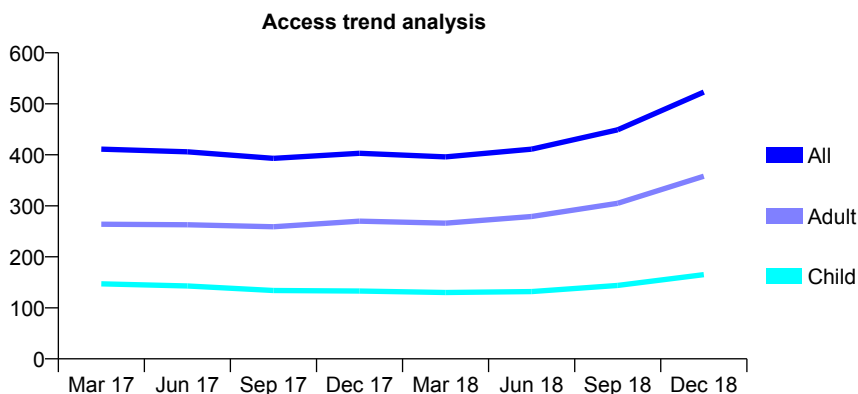
Q63 - Vital Signs At a Glance Contract Report for 322164/0001 - December 2018

Name or company name	Mr V Rhaasa and Mr GK Ooi
Contract type name	GDS Contract
Purpose of contract	General
Contract start date	01/04/2006
Contract end date	

18/19 Contracted general activity (UDA)	1,406
Carry forward general activity (UDA)	-28
18/19 Contracted orthodontic activity (UOA)	0
Carry forward orthodontic activity (UOA)	0
Baseline contract value	£47,305.84

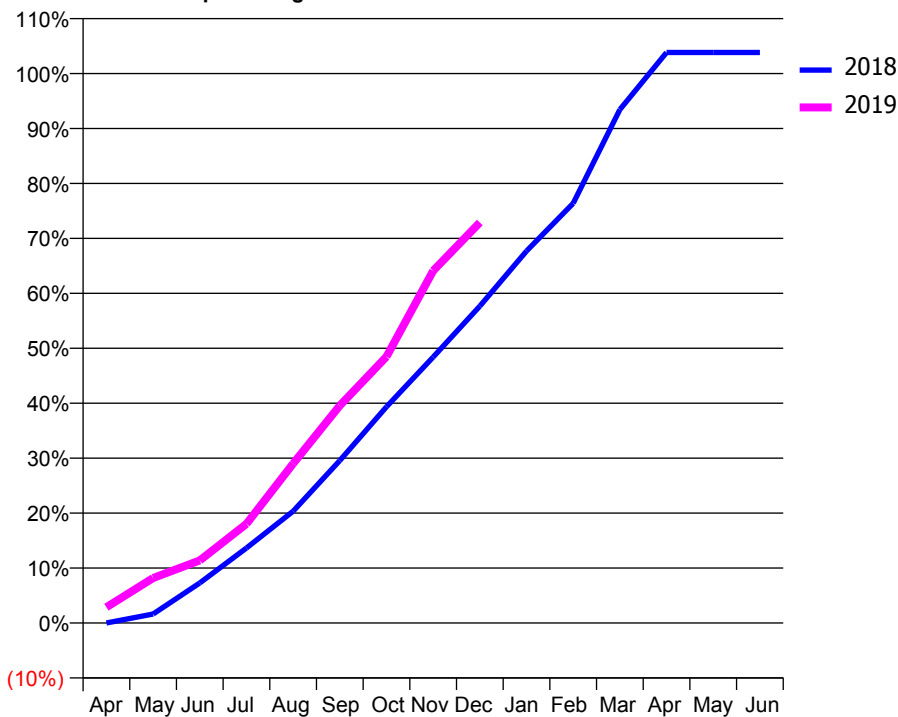
ACCESS*

Patients seen in 24 months	Total	Change since previous quarter
Quarter ending December 2017	403	
Quarter ending March 2018	396	↓
Quarter ending June 2018	411	↑
Quarter ending September 2018	449	↑
Quarter ending December 2018	523	↑
Variance since December 2017	29.8%	↑



ACTIVITY

Cumulative percentage of contracted UDA delivered 2018 & 2019



Month	Adjusted Scheduled Activity (UDA)	
	2018	2019
April	0	40
May	23	115
June	103	160
July	192	254
August	286	408
September	416	556
October	553	681
November	681	901
December	811	1,025
January	952	
February	1,074	
March	1,314	
April	1,460	
May	1,460	
June	1,460	

QUALITY

	Quantity	Base Number	Contract	AT	Region	England
% of FP17s for the same patient ID Re-attending within 3 months - Children	15	166	9.0%	10.2%	11.8%	11.8%
% of FP17s for the same patient ID Re-attending within 3 months - Adults	40	328	12.2%	15.4%	16.7%	15.6%
% of FP17s for the same patient ID Re-attending between 3 & 9 months - Children	69	166	41.6%	49.0%	48.6%	58.8%
% of FP17s for the same patient ID Re-attending between 3 & 9 months - Adults	124	328	37.8%	38.7%	39.1%	51.0%
% of FP17s for Band 1 Urgent Courses	89	452	19.7%	10.2%	10.6%	9.0%
% of FP17s Relating to Free Repair or Replacements	0	452	0.0%	0.6%	0.5%	0.8%
% of FP17s Relating to Continuations	1	452	0.2%	0.9%	0.7%	0.9%
% of Patients satisfied with the dentistry they have received	0	0	N/A	91.8%	90.2%	93.2%
% of Patients satisfied with the time they had to wait for an appointment	0	0	N/A	87.2%	85.0%	88.3%

* This is based on patients treated on this contract for their most recent course of treatment. Figures in italics indicate the base number of FP17s or Patient Questionnaire responses are less than 100. N/A is shown where the base number of responses is less than 10 during the period. % is calculated as Quantity/Base number*100

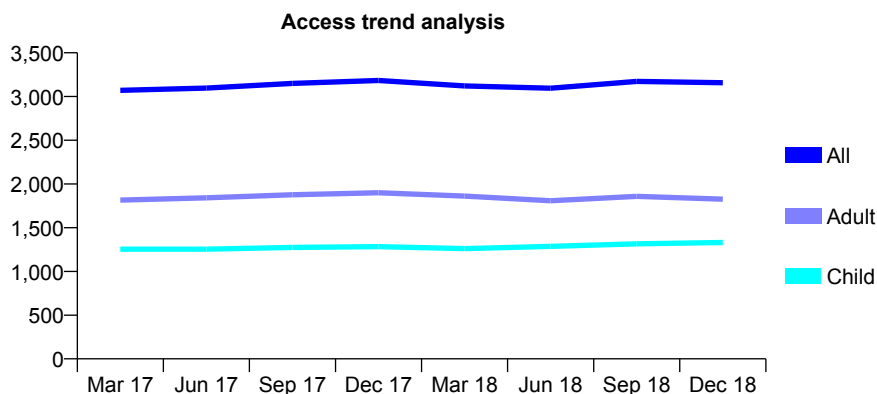
Q63 - Vital Signs At a Glance Contract Report for 324612/0001 - December 2018

Name or company name	MRS KM WALKER
Contract type name	GDS Contract
Purpose of contract	General
Contract start date	01/04/2006
Contract end date	

18/19 Contracted general activity (UDA)	7,295
Carry forward general activity (UDA)	175
18/19 Contracted orthodontic activity (UOA)	0
Carry forward orthodontic activity (UOA)	0
Baseline contract value	£203,338.82

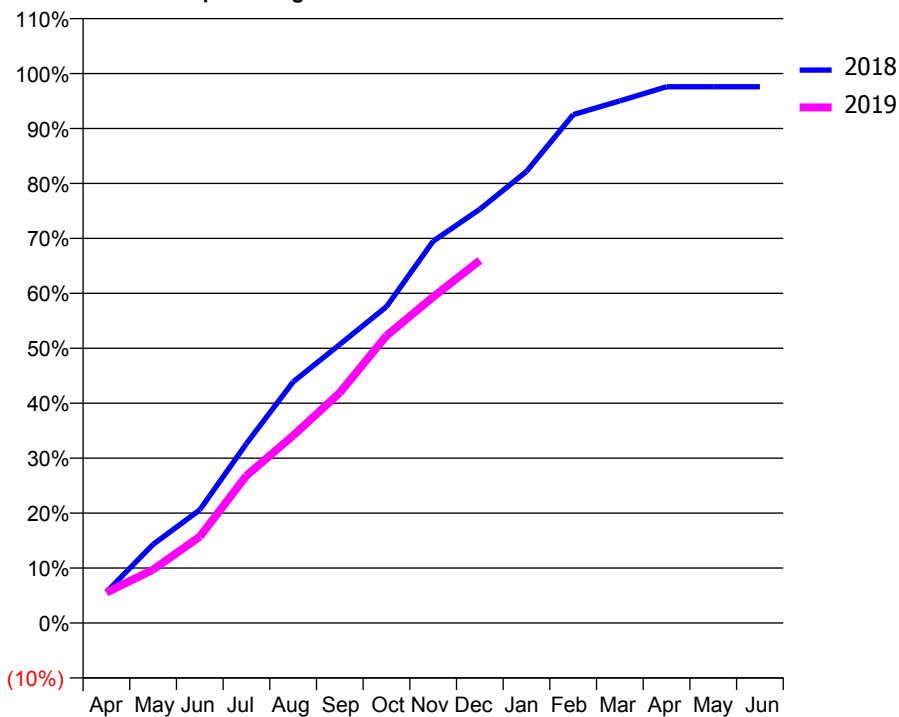
ACCESS*

Patients seen in 24 months	Total	Change since previous quarter
Quarter ending December 2017	3,183	
Quarter ending March 2018	3,121	↓
Quarter ending June 2018	3,095	→
Quarter ending September 2018	3,173	↑
Quarter ending December 2018	3,157	→
Variance since December 2017	(0.8%)	→



ACTIVITY

Cumulative percentage of contracted UDA delivered 2018 & 2019



Month	Adjusted Scheduled Activity (UDA)	
	2018	2019
April	412	405
May	1,043	709
June	1,502	1,146
July	2,382	1,957
August	3,201	2,488
September	3,699	3,058
October	4,201	3,815
November	5,069	4,329
December	5,494	4,814
January	5,994	
February	6,749	
March	6,932	
April	7,120	
May	7,120	
June	7,120	

QUALITY

	Quantity	Base Number	Contract	AT	Region	England
% of FP17s for the same patient ID Re-attending within 3 months - Children	134	1,117	12.0%	10.2%	11.8%	11.8%
% of FP17s for the same patient ID Re-attending within 3 months - Adults	233	1,284	18.1%	15.4%	16.7%	15.6%
% of FP17s for the same patient ID Re-attending between 3 & 9 months - Children	334	1,117	29.9%	49.0%	48.6%	58.8%
% of FP17s for the same patient ID Re-attending between 3 & 9 months - Adults	341	1,284	26.6%	38.7%	39.1%	51.0%
% of FP17s for Band 1 Urgent Courses	411	2,306	17.8%	10.2%	10.6%	9.0%
% of FP17s Relating to Free Repair or Replacements	0	2,306	0.0%	0.6%	0.5%	0.8%
% of FP17s Relating to Continuations	11	2,306	0.5%	0.9%	0.7%	0.9%
% of Patients satisfied with the dentistry they have received	0	0	N/A	91.8%	90.2%	93.2%
% of Patients satisfied with the time they had to wait for an appointment	0	0	N/A	87.2%	85.0%	88.3%

* This is based on patients treated on this contract for their most recent course of treatment. Figures in italics indicate the base number of FP17s or Patient Questionnaire responses are less than 100. N/A is shown where the base number of responses is less than 10 during the period. % is calculated as Quantity/Base number*100

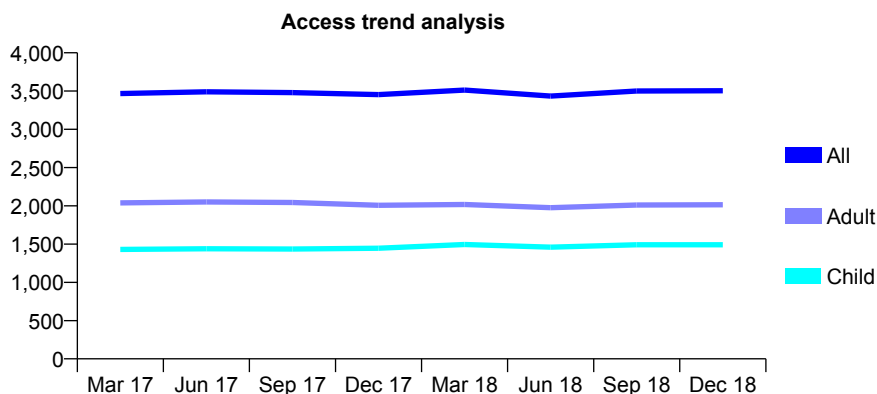
Q63 - Vital Signs At a Glance Contract Report for 324752/0001 - December 2018

Name or company name	MRS SW DONNELLY
Contract type name	GDS Contract
Purpose of contract	General
Contract start date	01/04/2006
Contract end date	

18/19 Contracted general activity (UDA)	6,835
Carry forward general activity (UDA)	-106
18/19 Contracted orthodontic activity (UOA)	0
Carry forward orthodontic activity (UOA)	0
Baseline contract value	£220,812.57

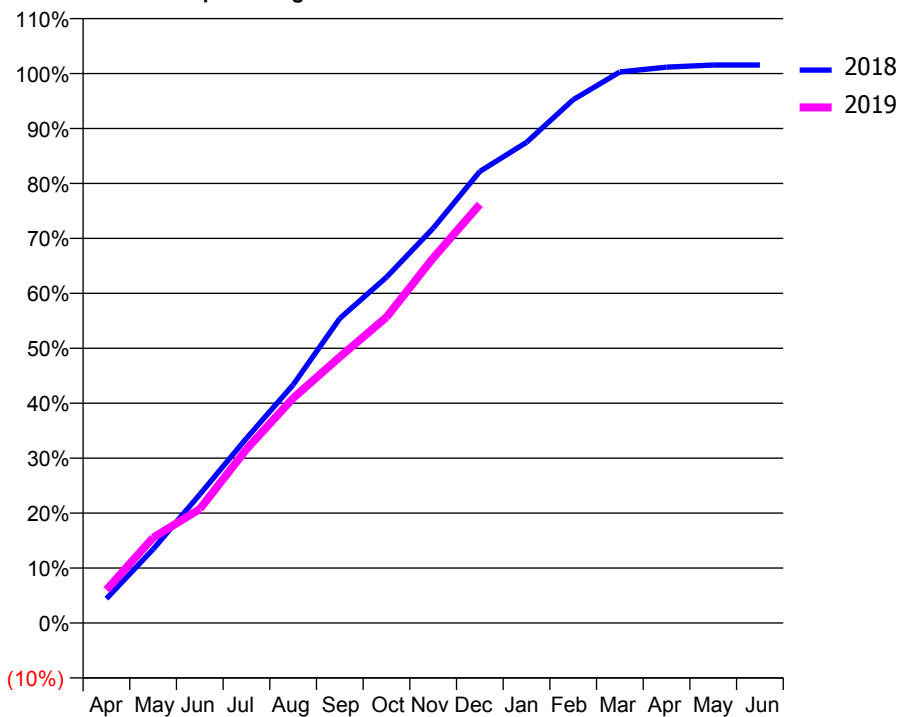
ACCESS*

Patients seen in 24 months	Total	Change since previous quarter
Quarter ending December 2017	3,453	
Quarter ending March 2018	3,512	→
Quarter ending June 2018	3,434	↓
Quarter ending September 2018	3,501	→
Quarter ending December 2018	3,505	→
Variance since December 2017	1.5%	→



ACTIVITY

Cumulative percentage of contracted UDA delivered 2018 & 2019



Month	Adjusted Scheduled Activity (UDA)	
	2018	2019
April	303	412
May	918	1,062
June	1,600	1,417
July	2,299	2,162
August	2,963	2,798
September	3,789	3,309
October	4,302	3,804
November	4,911	4,541
December	5,618	5,208
January	5,979	
February	6,509	
March	6,855	
April	6,915	
May	6,941	
June	6,941	

QUALITY

	Quantity	Base Number	Contract	AT	Region	England
% of FP17s for the same patient ID Re-attending within 3 months - Children	38	1,017	3.7%	10.2%	11.8%	11.8%
% of FP17s for the same patient ID Re-attending within 3 months - Adults	137	1,352	10.1%	15.4%	16.7%	15.6%
% of FP17s for the same patient ID Re-attending between 3 & 9 months - Children	226	1,017	22.2%	49.0%	48.6%	58.8%
% of FP17s for the same patient ID Re-attending between 3 & 9 months - Adults	259	1,352	19.2%	38.7%	39.1%	51.0%
% of FP17s for Band 1 Urgent Courses	194	2,303	8.4%	10.2%	10.6%	9.0%
% of FP17s Relating to Free Repair or Replacements	0	2,303	0.0%	0.6%	0.5%	0.8%
% of FP17s Relating to Continuations	8	2,303	0.3%	0.9%	0.7%	0.9%
% of Patients satisfied with the dentistry they have received	0	0	N/A	91.8%	90.2%	93.2%
% of Patients satisfied with the time they had to wait for an appointment	0	0	N/A	87.2%	85.0%	88.3%

* This is based on patients treated on this contract for their most recent course of treatment. Figures in italics indicate the base number of FP17s or Patient Questionnaire responses are less than 100. N/A is shown where the base number of responses is less than 10 during the period. % is calculated as Quantity/Base number*100

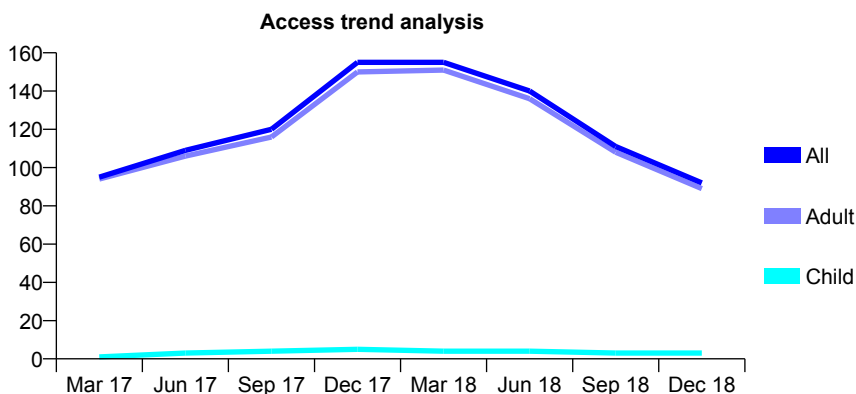
Q63 - Vital Signs At a Glance Contract Report for 324752/0002 - December 2018

Name or company name	MRS SW DONNELLY
Contract type name	PDS Contract
Purpose of contract	General
Contract start date	01/06/2013
Contract end date	30/06/2018

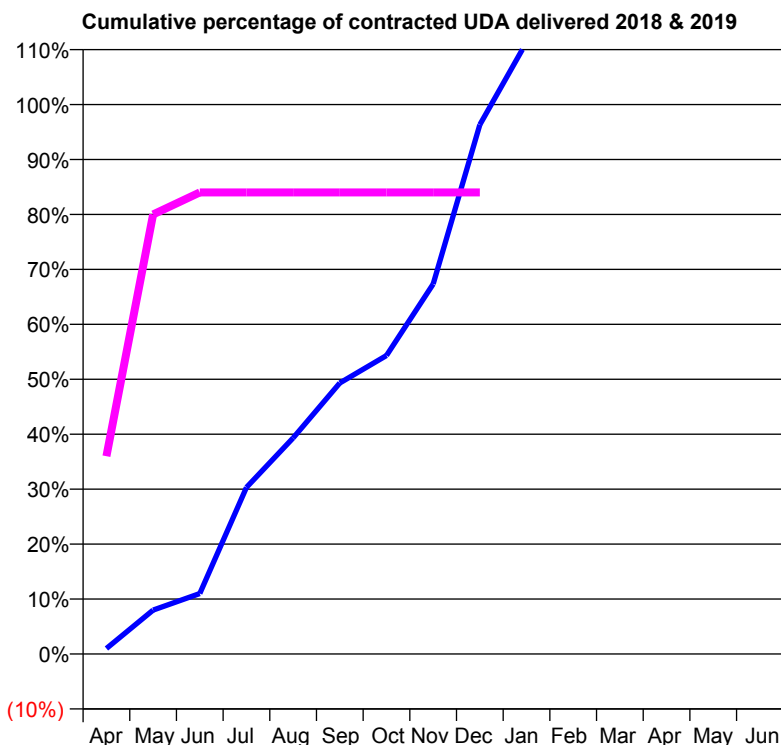
18/19 Contracted general activity (UDA)	75
Carry forward general activity (UDA)	0
18/19 Contracted orthodontic activity (UOA)	0
Carry forward orthodontic activity (UOA)	0
Baseline contract value	£4,197.87

ACCESS*

Patients seen in 24 months	Total	Change since previous quarter
Quarter ending December 2017	155	
Quarter ending March 2018	155	→
Quarter ending June 2018	140	↓
Quarter ending September 2018	111	↓
Quarter ending December 2018	92	↓
Variance since December 2017	(40.6%)	↓



ACTIVITY



Adjusted Scheduled Activity (UDA)		
Month	2018	2019
April	3	27
May	24	60
June	33	63
July	91	63
August	118	63
September	148	63
October	163	63
November	202	63
December	289	63
January	334	
February	346	
March	346	
April	346	
May	349	
June	349	

QUALITY

	Quantity	Base Number	Contract	AT	Region	England
% of FP17s for the same patient ID Re-attending within 3 months - Children	0	0	N/A	10.2%	11.8%	11.8%
% of FP17s for the same patient ID Re-attending within 3 months - Adults	0	22	0.0%	15.4%	16.7%	15.6%
% of FP17s for the same patient ID Re-attending between 3 & 9 months - Children	0	0	N/A	49.0%	48.6%	58.8%
% of FP17s for the same patient ID Re-attending between 3 & 9 months - Adults	0	22	0.0%	38.7%	39.1%	51.0%
% of FP17s for Band 1 Urgent Courses	0	21	0.0%	10.2%	10.6%	9.0%
% of FP17s Relating to Free Repair or Replacements	0	21	0.0%	0.6%	0.5%	0.8%
% of FP17s Relating to Continuations	0	21	0.0%	0.9%	0.7%	0.9%
% of Patients satisfied with the dentistry they have received	0	0	N/A	91.8%	90.2%	93.2%
% of Patients satisfied with the time they had to wait for an appointment	0	0	N/A	87.2%	85.0%	88.3%

* This is based on patients treated on this contract for their most recent course of treatment. Figures in italics indicate the base number of FP17s or Patient Questionnaire responses are less than 100. N/A is shown where the base number of responses is less than 10 during the period. % is calculated as Quantity/Base number*100

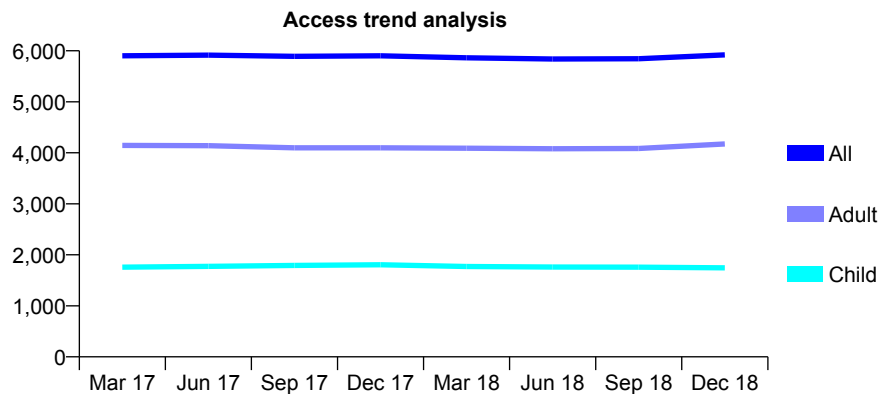
Q63 - Vital Signs At a Glance Contract Report for 325333/0001 - December 2018

Name or company name	MR JT BLANKENDAAL
Contract type name	GDS Contract
Purpose of contract	General
Contract start date	01/04/2006
Contract end date	

18/19 Contracted general activity (UDA)	23,073
Carry forward general activity (UDA)	719
18/19 Contracted orthodontic activity (UOA)	0
Carry forward orthodontic activity (UOA)	0
Baseline contract value	£806,615.66

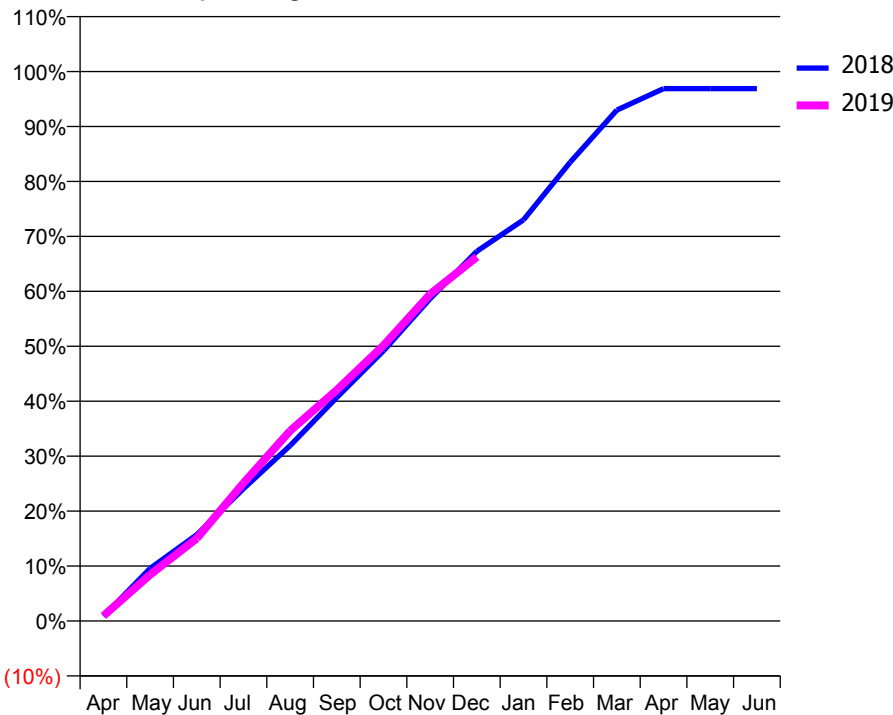
ACCESS*

Patients seen in 24 months	Total	Change since previous quarter
Quarter ending December 2017	5,902	
Quarter ending March 2018	5,863	→
Quarter ending June 2018	5,839	→
Quarter ending September 2018	5,844	→
Quarter ending December 2018	5,921	→
Variance since December 2017	0.3%	→



ACTIVITY

Cumulative percentage of contracted UDA delivered 2018 & 2019



Month	Adjusted Scheduled Activity (UDA)	
	2018	2019
April	204	216
May	2,211	1,944
June	3,626	3,466
July	5,558	5,791
August	7,367	7,988
September	9,384	9,701
October	11,348	11,571
November	13,535	13,725
December	15,522	15,290
January	16,842	
February	19,263	
March	21,454	
April	22,355	
May	22,354	
June	22,354	

QUALITY

	Quantity	Base Number	Contract	AT	Region	England
% of FP17s for the same patient ID Re-attending within 3 months - Children	119	1,800	6.6%	10.2%	11.8%	11.8%
% of FP17s for the same patient ID Re-attending within 3 months - Adults	449	3,694	12.2%	15.4%	16.7%	15.6%
% of FP17s for the same patient ID Re-attending between 3 & 9 months - Children	1,059	1,800	58.8%	49.0%	48.6%	58.8%
% of FP17s for the same patient ID Re-attending between 3 & 9 months - Adults	1,853	3,694	50.2%	38.7%	39.1%	51.0%
% of FP17s for Band 1 Urgent Courses	335	5,257	6.4%	10.2%	10.6%	9.0%
% of FP17s Relating to Free Repair or Replacements	22	5,257	0.4%	0.6%	0.5%	0.8%
% of FP17s Relating to Continuations	14	5,257	0.3%	0.9%	0.7%	0.9%
% of Patients satisfied with the dentistry they have received	3	3	N/A	91.8%	90.2%	93.2%
% of Patients satisfied with the time they had to wait for an appointment	3	3	N/A	87.2%	85.0%	88.3%

* This is based on patients treated on this contract for their most recent course of treatment. Figures in italics indicate the base number of FP17s or Patient Questionnaire responses are less than 100. N/A is shown where the base number of responses is less than 10 during the period. % is calculated as Quantity/Base number*100

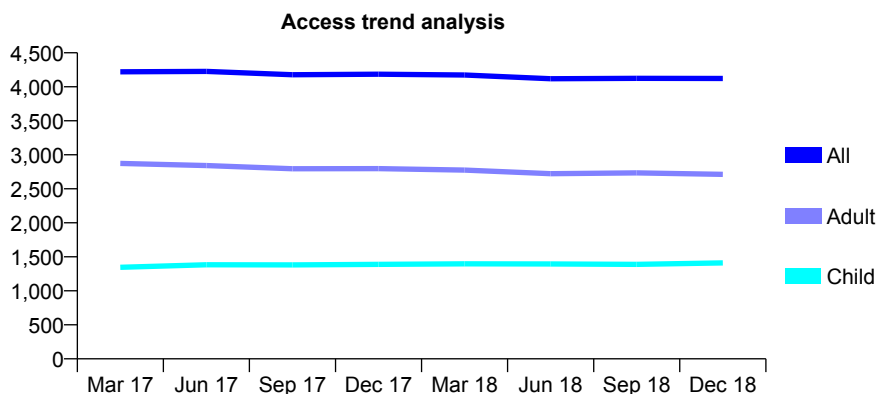
Q63 - Vital Signs At a Glance Contract Report for 330191/0001 - December 2018

Name or company name	MR ID HENNING
Contract type name	GDS Contract
Purpose of contract	General
Contract start date	01/04/2006
Contract end date	

18/19 Contracted general activity (UDA)	8,428
Carry forward general activity (UDA)	-54
18/19 Contracted orthodontic activity (UOA)	0
Carry forward orthodontic activity (UOA)	0
Baseline contract value	£204,797.53

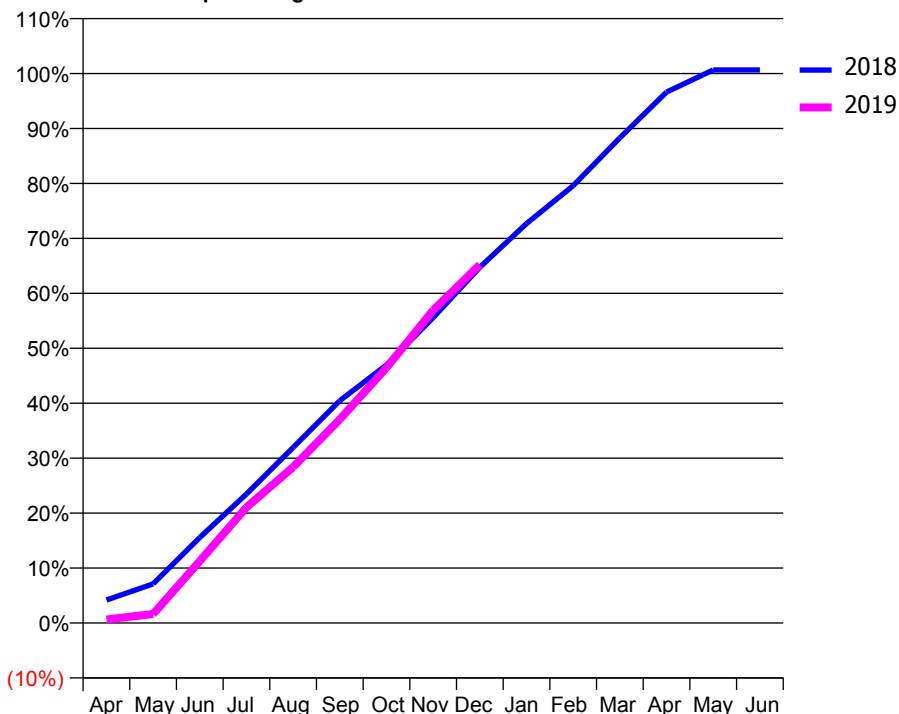
ACCESS*

Patients seen in 24 months	Total	Change since previous quarter
Quarter ending December 2017	4,186	
Quarter ending March 2018	4,173	→
Quarter ending June 2018	4,119	↓
Quarter ending September 2018	4,124	→
Quarter ending December 2018	4,122	→
Variance since December 2017	(1.5%)	↓



ACTIVITY

Cumulative percentage of contracted UDA delivered 2018 & 2019



Adjusted Scheduled Activity (UDA)		
Month	2018	2019
April	352	54
May	600	138
June	1,313	951
July	1,979	1,774
August	2,692	2,392
September	3,409	3,125
October	3,959	3,916
November	4,685	4,797
December	5,455	5,497
January	6,127	
February	6,708	
March	7,441	
April	8,144	
May	8,482	
June	8,482	

QUALITY

	Quantity	Base Number	Contract	AT	Region	England
% of FP17s for the same patient ID Re-attending within 3 months - Children	58	1,276	4.5%	10.2%	11.8%	11.8%
% of FP17s for the same patient ID Re-attending within 3 months - Adults	148	1,848	8.0%	15.4%	16.7%	15.6%
% of FP17s for the same patient ID Re-attending between 3 & 9 months - Children	602	1,276	47.2%	49.0%	48.6%	58.8%
% of FP17s for the same patient ID Re-attending between 3 & 9 months - Adults	587	1,848	31.8%	38.7%	39.1%	51.0%
% of FP17s for Band 1 Urgent Courses	135	2,627	5.1%	10.2%	10.6%	9.0%
% of FP17s Relating to Free Repair or Replacements	14	2,627	0.5%	0.6%	0.5%	0.8%
% of FP17s Relating to Continuations	16	2,627	0.6%	0.9%	0.7%	0.9%
% of Patients satisfied with the dentistry they have received	0	0	N/A	91.8%	90.2%	93.2%
% of Patients satisfied with the time they had to wait for an appointment	0	0	N/A	87.2%	85.0%	88.3%

* This is based on patients treated on this contract for their most recent course of treatment. Figures in italics indicate the base number of FP17s or Patient Questionnaire responses are less than 100. N/A is shown where the base number of responses is less than 10 during the period. % is calculated as Quantity/Base number*100

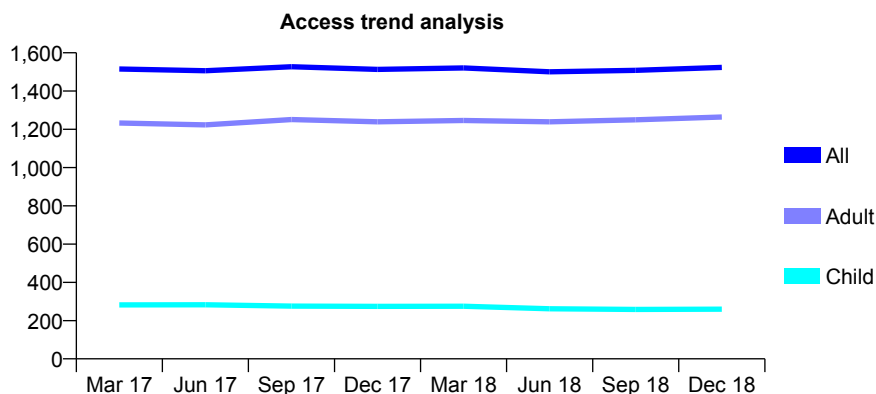
Q63 - Vital Signs At a Glance Contract Report for 330361/0001 - December 2018

Name or company name	MRS RH PATEL
Contract type name	GDS Contract
Purpose of contract	General
Contract start date	01/04/2006
Contract end date	

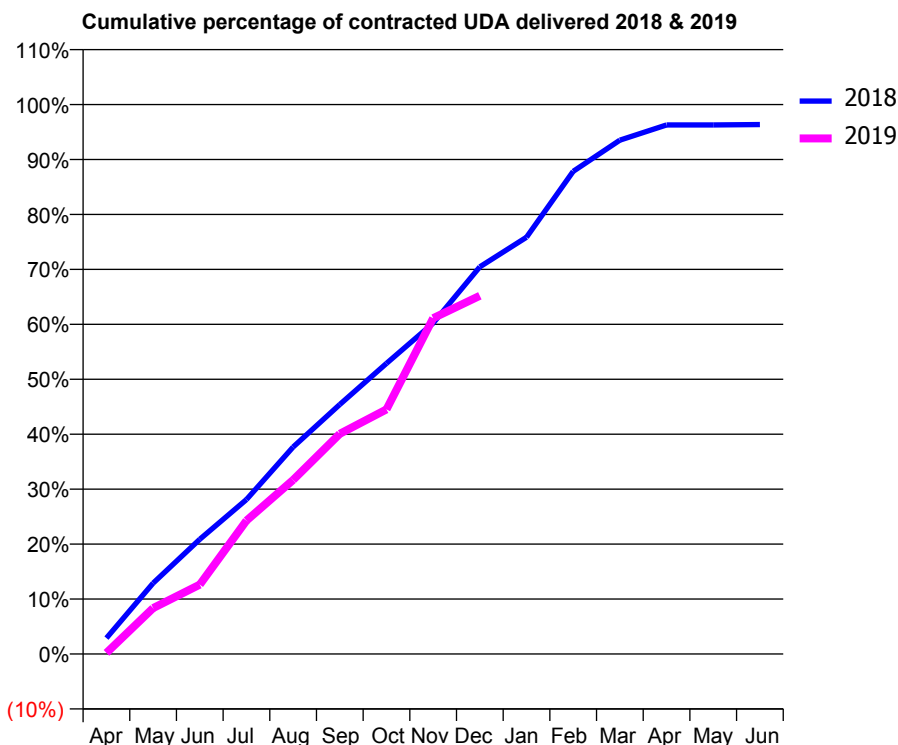
18/19 Contracted general activity (UDA)	4,100
Carry forward general activity (UDA)	150
18/19 Contracted orthodontic activity (UOA)	0
Carry forward orthodontic activity (UOA)	0
Baseline contract value	£111,183.64

ACCESS*

Patients seen in 24 months	Total	Change since previous quarter
Quarter ending December 2017	1,513	
Quarter ending March 2018	1,521	→
Quarter ending June 2018	1,501	↓
Quarter ending September 2018	1,508	→
Quarter ending December 2018	1,524	→
Variance since December 2017	0.7%	→



ACTIVITY



Month	Adjusted Scheduled Activity (UDA)	
	2018	2019
April	119	9
May	529	343
June	857	518
July	1,153	995
August	1,545	1,299
September	1,862	1,644
October	2,168	1,825
November	2,469	2,506
December	2,889	2,673
January	3,110	
February	3,601	
March	3,834	
April	3,947	
May	3,947	
June	3,950	

QUALITY

	Quantity	Base Number	Contract	AT	Region	England
% of FP17s for the same patient ID Re-attending within 3 months - Children	3	269	1.1%	10.2%	11.8%	11.8%
% of FP17s for the same patient ID Re-attending within 3 months - Adults	111	1,232	9.0%	15.4%	16.7%	15.6%
% of FP17s for the same patient ID Re-attending between 3 & 9 months - Children	199	269	74.0%	49.0%	48.6%	58.8%
% of FP17s for the same patient ID Re-attending between 3 & 9 months - Adults	732	1,232	59.4%	38.7%	39.1%	51.0%
% of FP17s for Band 1 Urgent Courses	131	1,421	9.2%	10.2%	10.6%	9.0%
% of FP17s Relating to Free Repair or Replacements	0	1,421	0.0%	0.6%	0.5%	0.8%
% of FP17s Relating to Continuations	0	1,421	0.0%	0.9%	0.7%	0.9%
% of Patients satisfied with the dentistry they have received	0	0	N/A	91.8%	90.2%	93.2%
% of Patients satisfied with the time they had to wait for an appointment	0	0	N/A	87.2%	85.0%	88.3%

* This is based on patients treated on this contract for their most recent course of treatment. Figures in italics indicate the base number of FP17s or Patient Questionnaire responses are less than 100. N/A is shown where the base number of responses is less than 10 during the period. % is calculated as Quantity/Base number*100

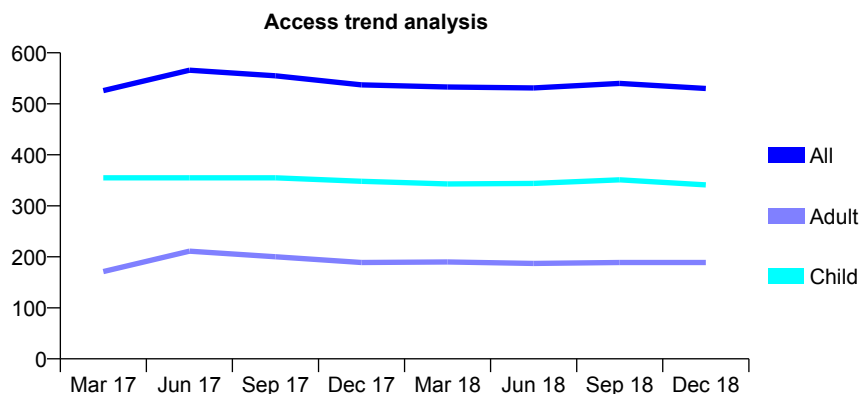
Q63 - Vital Signs At a Glance Contract Report for 331228/0001 - December 2018

Name or company name	MR S PATEL
Contract type name	GDS Contract
Purpose of contract	General
Contract start date	01/04/2006
Contract end date	

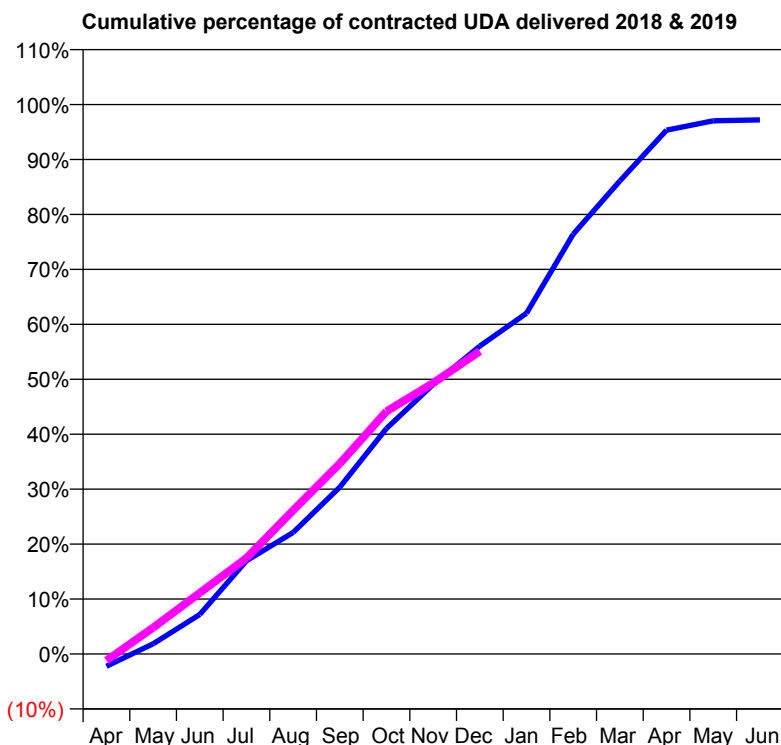
18/19 Contracted general activity (UDA)	1,155
Carry forward general activity (UDA)	32
18/19 Contracted orthodontic activity (UOA)	0
Carry forward orthodontic activity (UOA)	0
Baseline contract value	£30,082.87

ACCESS*

Patients seen in 24 months	Total	Change since previous quarter
Quarter ending December 2017	537	
Quarter ending March 2018	533	→
Quarter ending June 2018	531	→
Quarter ending September 2018	540	→
Quarter ending December 2018	530	↓
Variance since December 2017	(1.3%)	↓



ACTIVITY



Adjusted Scheduled Activity (UDA)		
Month	2018	2019
April	-26	-14
May	21	55
June	83	128
July	196	202
August	255	302
September	351	400
October	474	510
November	567	570
December	647	636
January	716	
February	883	
March	994	
April	1,101	
May	1,121	
June	1,123	

QUALITY

	Quantity	Base Number	Contract	AT	Region	England
% of FP17s for the same patient ID Re-attending within 3 months - Children	18	330	5.5%	10.2%	11.8%	11.8%
% of FP17s for the same patient ID Re-attending within 3 months - Adults	23	105	21.9%	15.4%	16.7%	15.6%
% of FP17s for the same patient ID Re-attending between 3 & 9 months - Children	147	330	44.5%	49.0%	48.6%	58.8%
% of FP17s for the same patient ID Re-attending between 3 & 9 months - Adults	36	105	34.3%	38.7%	39.1%	51.0%
% of FP17s for Band 1 Urgent Courses	27	362	7.5%	10.2%	10.6%	9.0%
% of FP17s Relating to Free Repair or Replacements	1	362	0.3%	0.6%	0.5%	0.8%
% of FP17s Relating to Continuations	2	362	0.6%	0.9%	0.7%	0.9%
% of Patients satisfied with the dentistry they have received	0	0	N/A	91.8%	90.2%	93.2%
% of Patients satisfied with the time they had to wait for an appointment	0	0	N/A	87.2%	85.0%	88.3%

* This is based on patients treated on this contract for their most recent course of treatment. Figures in italics indicate the base number of FP17s or Patient Questionnaire responses are less than 100. N/A is shown where the base number of responses is less than 10 during the period. % is calculated as Quantity/Base number*100

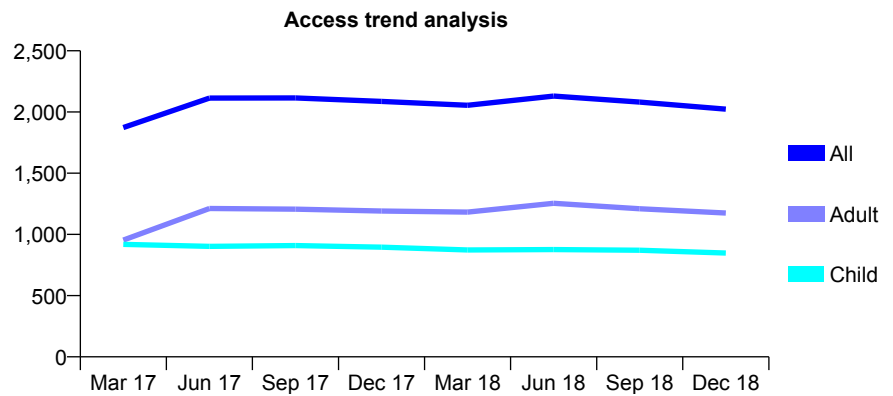
Q63 - Vital Signs At a Glance Contract Report for 331228/0002 - December 2018

Name or company name	MR S PATEL
Contract type name	GDS Contract
Purpose of contract	General
Contract start date	01/04/2006
Contract end date	

18/19 Contracted general activity (UDA)	5,250
Carry forward general activity (UDA)	200
18/19 Contracted orthodontic activity (UOA)	0
Carry forward orthodontic activity (UOA)	0
Baseline contract value	£126,502.78

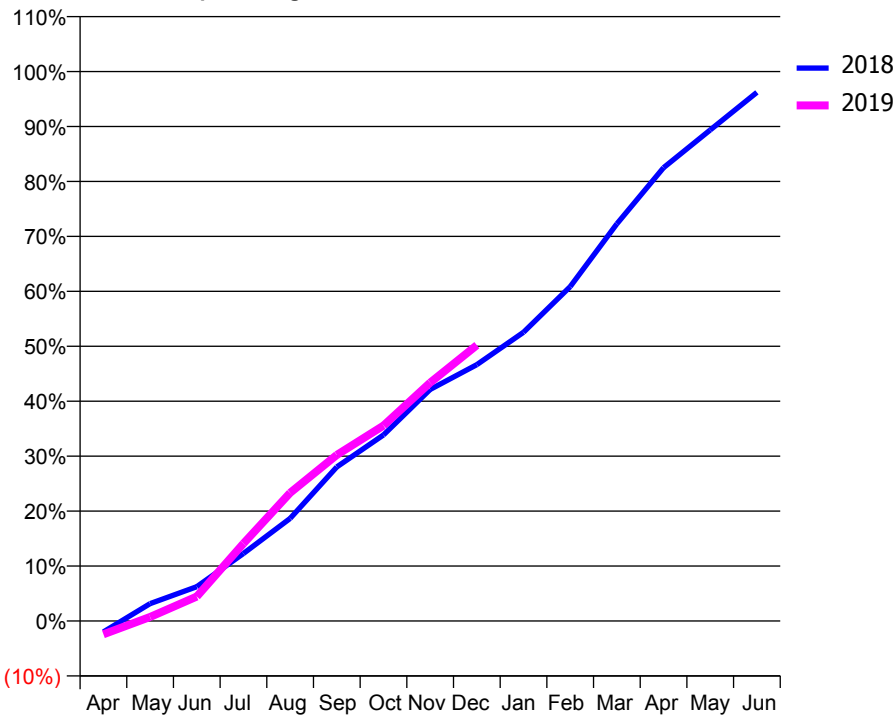
ACCESS*

Patients seen in 24 months	Total	Change since previous quarter
Quarter ending December 2017	2,087	
Quarter ending March 2018	2,055	↓
Quarter ending June 2018	2,130	↑
Quarter ending September 2018	2,081	↓
Quarter ending December 2018	2,023	↓
Variance since December 2017	(3.1%)	↓



ACTIVITY

Cumulative percentage of contracted UDA delivered 2018 & 2019



Month	Adjusted Scheduled Activity (UDA)	
	2018	2019
April	-106	-129
May	166	38
June	328	234
July	645	741
August	980	1,224
September	1,472	1,586
October	1,778	1,867
November	2,212	2,277
December	2,450	2,636
January	2,758	
February	3,194	
March	3,795	
April	4,331	
May	4,691	
June	5,050	

QUALITY

	Quantity	Base Number	Contract	AT	Region	England
% of FP17s for the same patient ID Re-attending within 3 months - Children	62	811	7.6%	10.2%	11.8%	11.8%
% of FP17s for the same patient ID Re-attending within 3 months - Adults	152	1,073	14.2%	15.4%	16.7%	15.6%
% of FP17s for the same patient ID Re-attending between 3 & 9 months - Children	417	811	51.4%	49.0%	48.6%	58.8%
% of FP17s for the same patient ID Re-attending between 3 & 9 months - Adults	320	1,073	29.8%	38.7%	39.1%	51.0%
% of FP17s for Band 1 Urgent Courses	152	1,335	11.4%	10.2%	10.6%	9.0%
% of FP17s Relating to Free Repair or Replacements	5	1,335	0.4%	0.6%	0.5%	0.8%
% of FP17s Relating to Continuations	0	1,335	0.0%	0.9%	0.7%	0.9%
% of Patients satisfied with the dentistry they have received	0	0	N/A	91.8%	90.2%	93.2%
% of Patients satisfied with the time they had to wait for an appointment	0	0	N/A	87.2%	85.0%	88.3%

* This is based on patients treated on this contract for their most recent course of treatment. Figures in italics indicate the base number of FP17s or Patient Questionnaire responses are less than 100. N/A is shown where the base number of responses is less than 10 during the period. % is calculated as Quantity/Base number*100

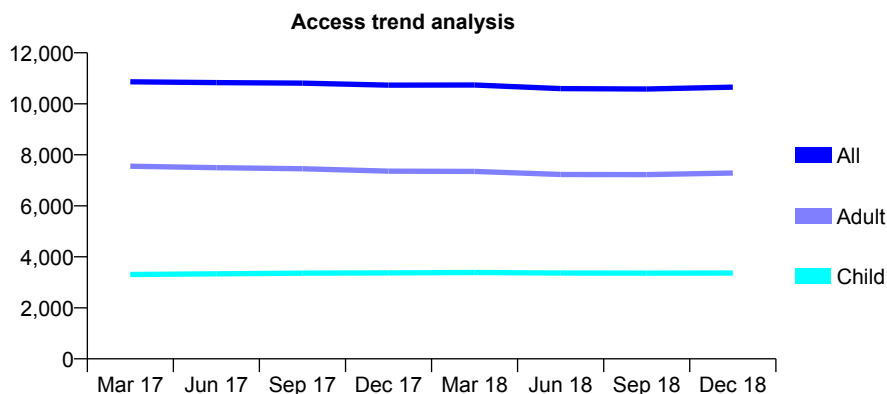
Q63 - Vital Signs At a Glance Contract Report for 331732/0001 - December 2018

Name or company name	MR M HATIMI
Contract type name	GDS Contract
Purpose of contract	General
Contract start date	01/04/2006
Contract end date	

18/19 Contracted general activity (UDA)	30,000
Carry forward general activity (UDA)	253
18/19 Contracted orthodontic activity (UOA)	0
Carry forward orthodontic activity (UOA)	0
Baseline contract value	£838,752.44

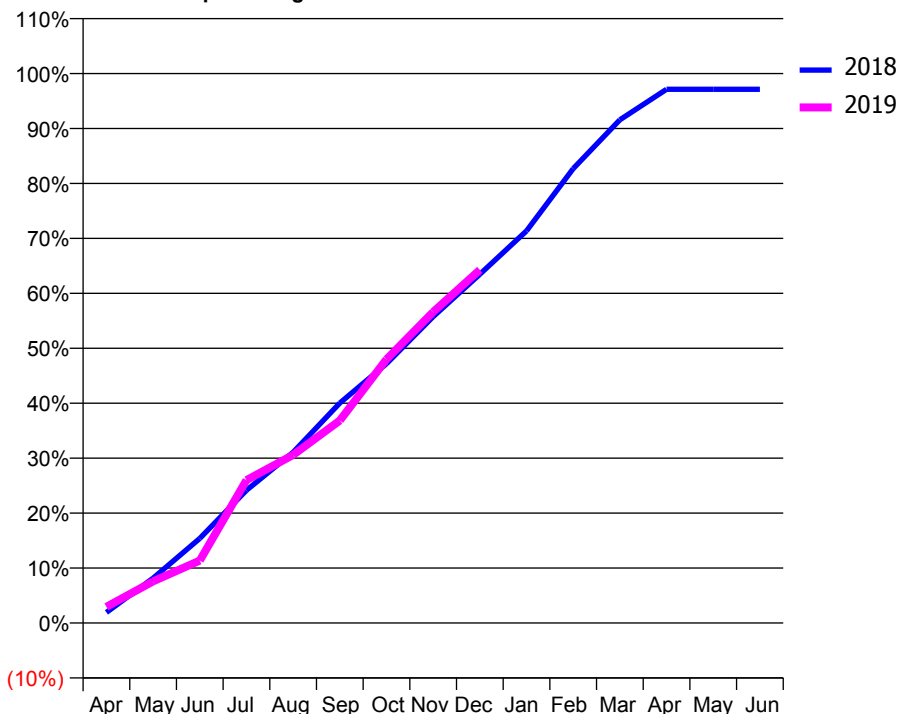
ACCESS*

Patients seen in 24 months	Total	Change since previous quarter
Quarter ending December 2017	10,733	
Quarter ending March 2018	10,735	→
Quarter ending June 2018	10,594	↓
Quarter ending September 2018	10,580	→
Quarter ending December 2018	10,651	→
Variance since December 2017	(0.8%)	→



ACTIVITY

Cumulative percentage of contracted UDA delivered 2018 & 2019



Month	Adjusted Scheduled Activity (UDA)	
	2018	2019
April	582	884
May	2,451	2,272
June	4,621	3,410
July	7,247	7,803
August	9,321	9,176
September	12,007	11,056
October	14,153	14,397
November	16,725	16,977
December	19,043	19,284
January	21,406	
February	24,807	
March	27,468	
April	29,139	
May	29,137	
June	29,137	

QUALITY

	Quantity	Base Number	Contract	AT	Region	England
% of FP17s for the same patient ID Re-attending within 3 months - Children	203	2,979	6.8%	10.2%	11.8%	11.8%
% of FP17s for the same patient ID Re-attending within 3 months - Adults	966	5,903	16.4%	15.4%	16.7%	15.6%
% of FP17s for the same patient ID Re-attending between 3 & 9 months - Children	1,522	2,979	51.1%	49.0%	48.6%	58.8%
% of FP17s for the same patient ID Re-attending between 3 & 9 months - Adults	2,143	5,903	36.3%	38.7%	39.1%	51.0%
% of FP17s for Band 1 Urgent Courses	1,326	8,372	15.8%	10.2%	10.6%	9.0%
% of FP17s Relating to Free Repair or Replacements	34	8,372	0.4%	0.6%	0.5%	0.8%
% of FP17s Relating to Continuations	24	8,372	0.3%	0.9%	0.7%	0.9%
% of Patients satisfied with the dentistry they have received	0	0	N/A	91.8%	90.2%	93.2%
% of Patients satisfied with the time they had to wait for an appointment	0	0	N/A	87.2%	85.0%	88.3%

* This is based on patients treated on this contract for their most recent course of treatment. Figures in italics indicate the base number of FP17s or Patient Questionnaire responses are less than 100. N/A is shown where the base number of responses is less than 10 during the period. % is calculated as Quantity/Base number*100

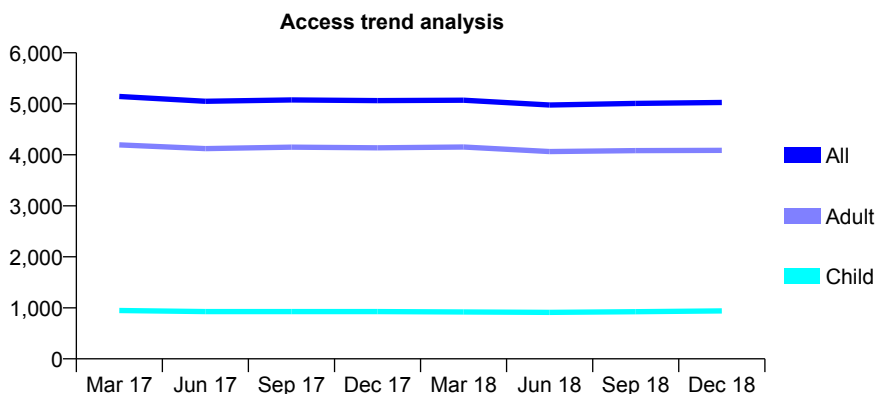
Q63 - Vital Signs At a Glance Contract Report for 332577/0001 - December 2018

Name or company name	MRS P DJAN
Contract type name	GDS Contract
Purpose of contract	General
Contract start date	01/04/2006
Contract end date	

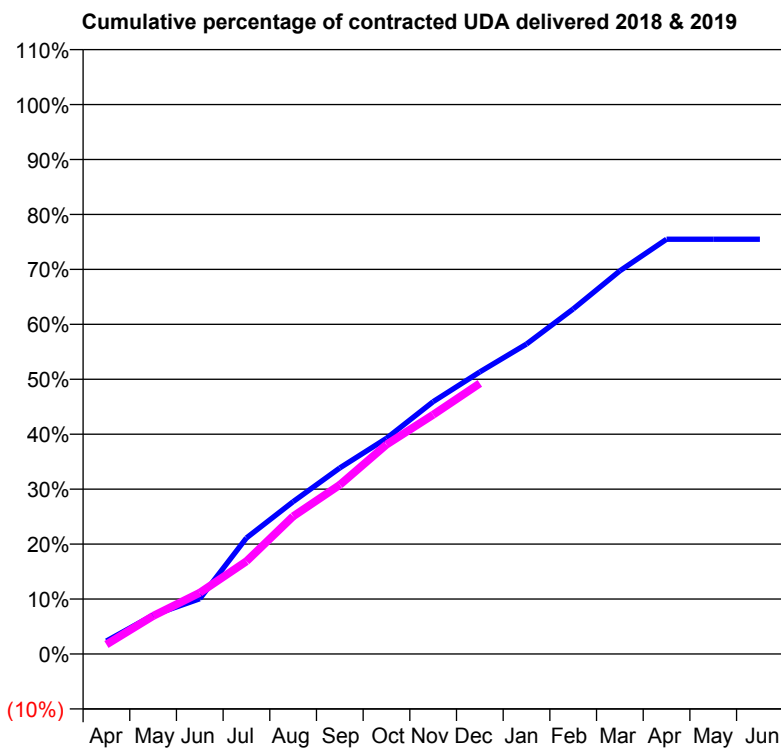
18/19 Contracted general activity (UDA)	21,167
Carry forward general activity (UDA)	0
18/19 Contracted orthodontic activity (UOA)	0
Carry forward orthodontic activity (UOA)	0
Baseline contract value	£751,604.80

ACCESS*

Patients seen in 24 months	Total	Change since previous quarter
Quarter ending December 2017	5,064	
Quarter ending March 2018	5,070	→
Quarter ending June 2018	4,976	↓
Quarter ending September 2018	5,008	→
Quarter ending December 2018	5,027	→
Variance since December 2017	(0.7%)	→



ACTIVITY



Month	Adjusted Scheduled Activity (UDA)	
	2018	2019
April	501	367
May	1,498	1,468
June	2,131	2,360
July	4,470	3,574
August	5,868	5,303
September	7,167	6,518
October	8,309	8,065
November	9,719	9,215
December	10,866	10,425
January	11,938	
February	13,293	
March	14,758	
April	15,979	
May	15,979	
June	15,979	

QUALITY

	Quantity	Base Number	Contract	AT	Region	England
% of FP17s for the same patient ID Re-attending within 3 months - Children	45	900	5.0%	10.2%	11.8%	11.8%
% of FP17s for the same patient ID Re-attending within 3 months - Adults	563	3,937	14.3%	15.4%	16.7%	15.6%
% of FP17s for the same patient ID Re-attending between 3 & 9 months - Children	486	900	54.0%	49.0%	48.6%	58.8%
% of FP17s for the same patient ID Re-attending between 3 & 9 months - Adults	2,031	3,937	51.6%	38.7%	39.1%	51.0%
% of FP17s for Band 1 Urgent Courses	407	4,509	9.0%	10.2%	10.6%	9.0%
% of FP17s Relating to Free Repair or Replacements	71	4,509	1.6%	0.6%	0.5%	0.8%
% of FP17s Relating to Continuations	3	4,509	0.1%	0.9%	0.7%	0.9%
% of Patients satisfied with the dentistry they have received	1	1	N/A	91.8%	90.2%	93.2%
% of Patients satisfied with the time they had to wait for an appointment	1	1	N/A	87.2%	85.0%	88.3%

* This is based on patients treated on this contract for their most recent course of treatment. Figures in italics indicate the base number of FP17s or Patient Questionnaire responses are less than 100. N/A is shown where the base number of responses is less than 10 during the period. % is calculated as Quantity/Base number*100

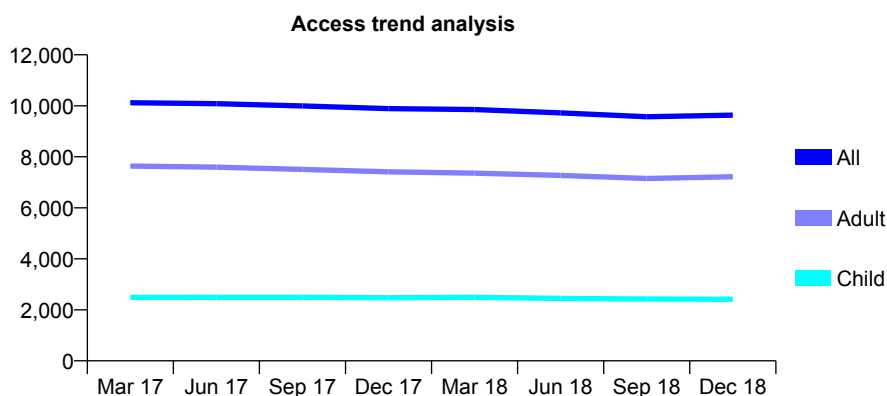
Q63 - Vital Signs At a Glance Contract Report for 333182/0001 - December 2018

Name or company name	MR K TSE
Contract type name	GDS Contract
Purpose of contract	General
Contract start date	01/04/2006
Contract end date	

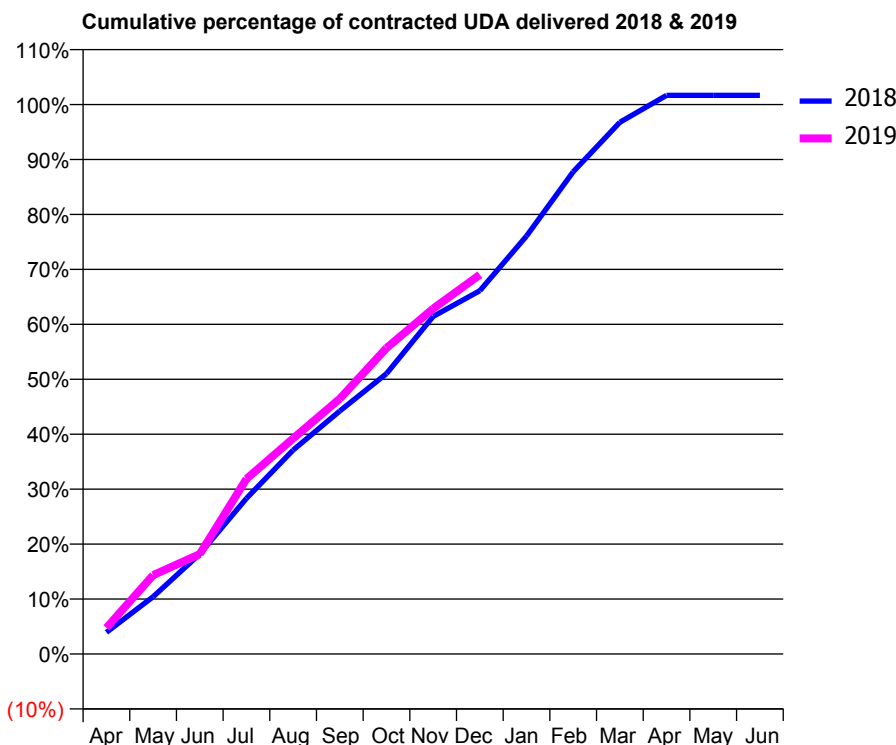
18/19 Contracted general activity (UDA)	26,383
Carry forward general activity (UDA)	-439
18/19 Contracted orthodontic activity (UOA)	0
Carry forward orthodontic activity (UOA)	0
Baseline contract value	£708,052.50

ACCESS*

Patients seen in 24 months	Total	Change since previous quarter
Quarter ending December 2017	9,888	
Quarter ending March 2018	9,853	→
Quarter ending June 2018	9,724	↓
Quarter ending September 2018	9,572	↓
Quarter ending December 2018	9,632	→
Variance since December 2017	(2.6%)	↓



ACTIVITY



Month	Adjusted Scheduled Activity (UDA)	
	2018	2019
April	1,043	1,255
May	2,747	3,790
June	4,808	4,796
July	7,473	8,408
August	9,795	10,351
September	11,670	12,258
October	13,461	14,688
November	16,210	16,587
December	17,440	18,209
January	20,066	
February	23,156	
March	25,531	
April	26,825	
May	26,823	
June	26,822	

QUALITY

	Quantity	Base Number	Contract	AT	Region	England
% of FP17s for the same patient ID Re-attending within 3 months - Children	230	2,976	7.7%	10.2%	11.8%	11.8%
% of FP17s for the same patient ID Re-attending within 3 months - Adults	930	7,614	12.2%	15.4%	16.7%	15.6%
% of FP17s for the same patient ID Re-attending between 3 & 9 months - Children	2,098	2,976	70.5%	49.0%	48.6%	58.8%
% of FP17s for the same patient ID Re-attending between 3 & 9 months - Adults	4,366	7,614	57.3%	38.7%	39.1%	51.0%
% of FP17s for Band 1 Urgent Courses	359	10,008	3.6%	10.2%	10.6%	9.0%
% of FP17s Relating to Free Repair or Replacements	95	10,008	0.9%	0.6%	0.5%	0.8%
% of FP17s Relating to Continuations	75	10,008	0.7%	0.9%	0.7%	0.9%
% of Patients satisfied with the dentistry they have received	2	2	N/A	91.8%	90.2%	93.2%
% of Patients satisfied with the time they had to wait for an appointment	2	2	N/A	87.2%	85.0%	88.3%

* This is based on patients treated on this contract for their most recent course of treatment. Figures in italics indicate the base number of FP17s or Patient Questionnaire responses are less than 100. N/A is shown where the base number of responses is less than 10 during the period. % is calculated as Quantity/Base number*100

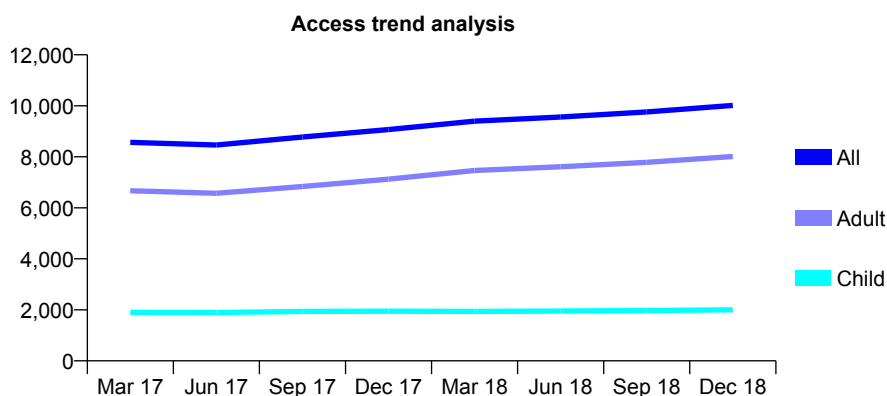
Q63 - Vital Signs At a Glance Contract Report for 334626/0001 - December 2018

Name or company name	MR KS CHANDRAN
Contract type name	GDS Contract
Purpose of contract	General
Contract start date	01/04/2009
Contract end date	

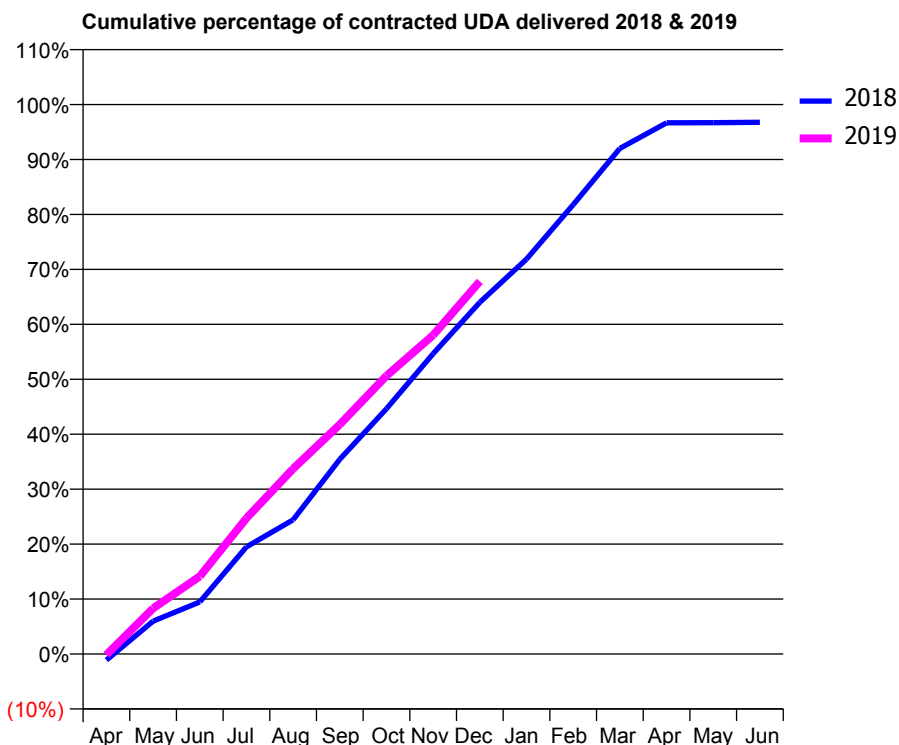
18/19 Contracted general activity (UDA)	29,500
Carry forward general activity (UDA)	958
18/19 Contracted orthodontic activity (UOA)	0
Carry forward orthodontic activity (UOA)	0
Baseline contract value	£873,031.83

ACCESS*

Patients seen in 24 months	Total	Change since previous quarter
Quarter ending December 2017	9,070	
Quarter ending March 2018	9,400	↑
Quarter ending June 2018	9,561	→
Quarter ending September 2018	9,757	↑
Quarter ending December 2018	10,016	↑
Variance since December 2017	10.4%	↑



ACTIVITY



Month	Adjusted Scheduled Activity (UDA)	
	2018	2019
April	-334	-46
May	1,768	2,454
June	2,794	4,168
July	5,752	7,293
August	7,203	9,946
September	10,457	12,326
October	13,168	14,937
November	16,125	17,119
December	18,878	20,008
January	21,199	
February	24,118	
March	27,141	
April	28,520	
May	28,525	
June	28,542	

QUALITY

	Quantity	Base Number	Contract	AT	Region	England
% of FP17s for the same patient ID Re-attending within 3 months - Children	110	1,510	7.3%	10.2%	11.8%	11.8%
% of FP17s for the same patient ID Re-attending within 3 months - Adults	744	5,521	13.5%	15.4%	16.7%	15.6%
% of FP17s for the same patient ID Re-attending between 3 & 9 months - Children	583	1,510	38.6%	49.0%	48.6%	58.8%
% of FP17s for the same patient ID Re-attending between 3 & 9 months - Adults	1,453	5,521	26.3%	38.7%	39.1%	51.0%
% of FP17s for Band 1 Urgent Courses	982	6,686	14.7%	10.2%	10.6%	9.0%
% of FP17s Relating to Free Repair or Replacements	68	6,686	1.0%	0.6%	0.5%	0.8%
% of FP17s Relating to Continuations	30	6,686	0.4%	0.9%	0.7%	0.9%
% of Patients satisfied with the dentistry they have received	3	4	N/A	91.8%	90.2%	93.2%
% of Patients satisfied with the time they had to wait for an appointment	4	4	N/A	87.2%	85.0%	88.3%

* This is based on patients treated on this contract for their most recent course of treatment. Figures in italics indicate the base number of FP17s or Patient Questionnaire responses are less than 100. N/A is shown where the base number of responses is less than 10 during the period. % is calculated as Quantity/Base number*100

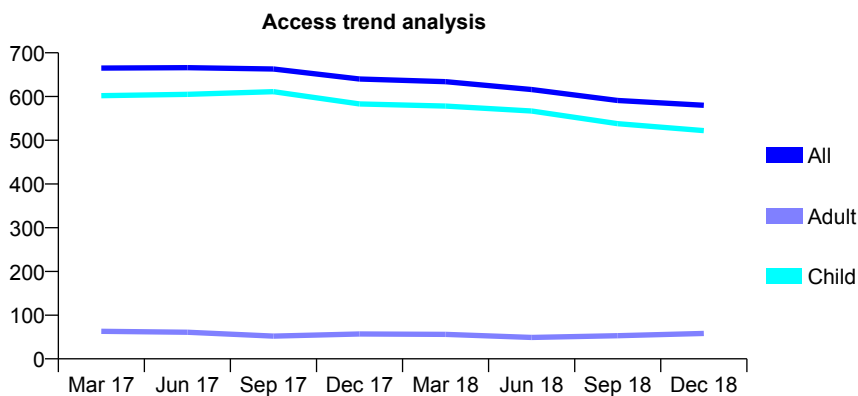
Q63 - Vital Signs At a Glance Contract Report for 335223/0001 - December 2018

Name or company name	MISS LJ LYNCH
Contract type name	GDS Contract
Purpose of contract	General
Contract start date	01/04/2006
Contract end date	

18/19 Contracted general activity (UDA)	950
Carry forward general activity (UDA)	0
18/19 Contracted orthodontic activity (UOA)	0
Carry forward orthodontic activity (UOA)	0
Baseline contract value	£21,566.88

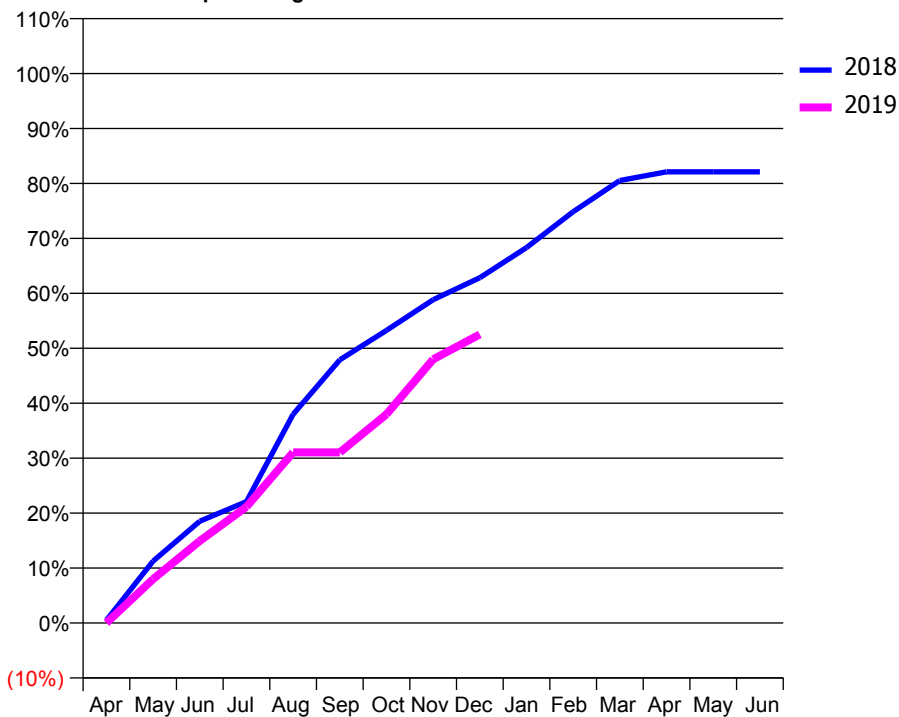
ACCESS*

Patients seen in 24 months	Total	Change since previous quarter
Quarter ending December 2017	640	
Quarter ending March 2018	634	→
Quarter ending June 2018	616	↓
Quarter ending September 2018	591	↓
Quarter ending December 2018	580	↓
Variance since December 2017	(9.4%)	↓



ACTIVITY

Cumulative percentage of contracted UDA delivered 2018 & 2019



Month	Adjusted Scheduled Activity (UDA)	
	2018	2019
April	5	0
May	107	76
June	176	142
July	210	201
August	361	295
September	455	295
October	506	361
November	559	456
December	597	499
January	649	
February	711	
March	765	
April	780	
May	780	
June	780	

QUALITY

	Quantity	Base Number	Contract	AT	Region	England
% of FP17s for the same patient ID Re-attending within 3 months - Children	17	364	4.7%	10.2%	11.8%	11.8%
% of FP17s for the same patient ID Re-attending within 3 months - Adults	2	11	18.2%	15.4%	16.7%	15.6%
% of FP17s for the same patient ID Re-attending between 3 & 9 months - Children	50	364	13.7%	49.0%	48.6%	58.8%
% of FP17s for the same patient ID Re-attending between 3 & 9 months - Adults	2	11	18.2%	38.7%	39.1%	51.0%
% of FP17s for Band 1 Urgent Courses	0	362	0.0%	10.2%	10.6%	9.0%
% of FP17s Relating to Free Repair or Replacements	0	362	0.0%	0.6%	0.5%	0.8%
% of FP17s Relating to Continuations	0	362	0.0%	0.9%	0.7%	0.9%
% of Patients satisfied with the dentistry they have received	0	0	N/A	91.8%	90.2%	93.2%
% of Patients satisfied with the time they had to wait for an appointment	0	0	N/A	87.2%	85.0%	88.3%

* This is based on patients treated on this contract for their most recent course of treatment. Figures in italics indicate the base number of FP17s or Patient Questionnaire responses are less than 100. N/A is shown where the base number of responses is less than 10 during the period. % is calculated as Quantity/Base number*100

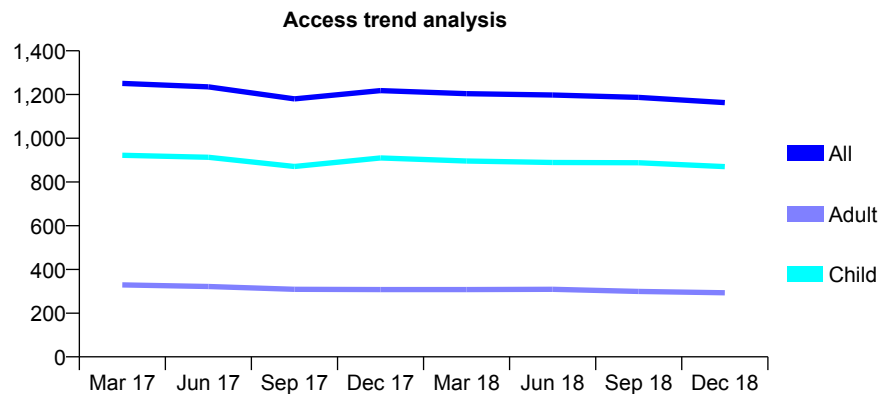
Q63 - Vital Signs At a Glance Contract Report for 335282/0001 - December 2018

Name or company name	MR SB PATEL
Contract type name	GDS Contract
Purpose of contract	General
Contract start date	01/06/2008
Contract end date	

18/19 Contracted general activity (UDA)	2,750
Carry forward general activity (UDA)	0
18/19 Contracted orthodontic activity (UOA)	0
Carry forward orthodontic activity (UOA)	0
Baseline contract value	£59,757.71

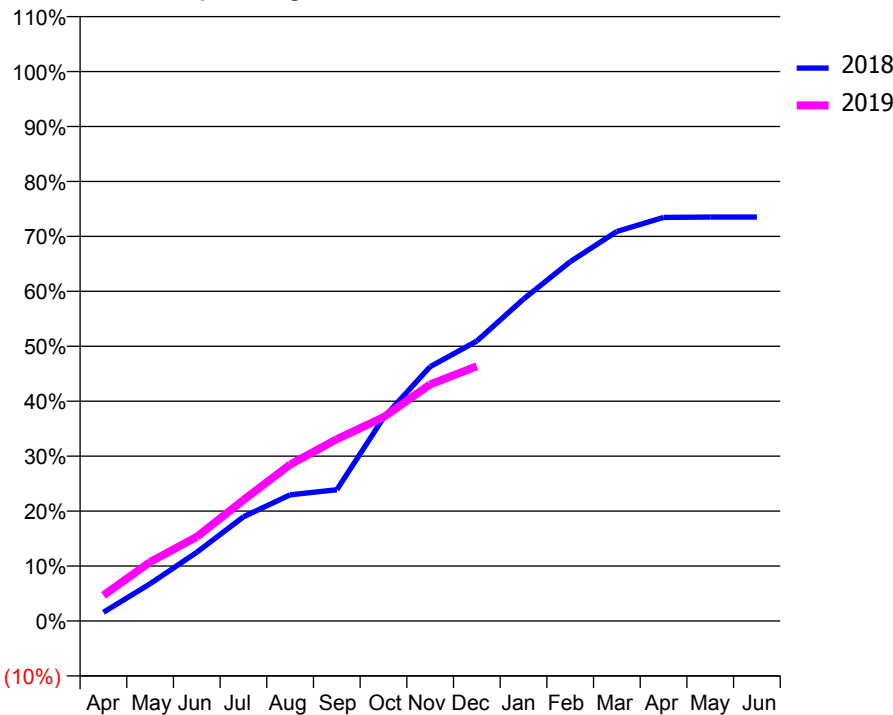
ACCESS*

Patients seen in 24 months	Total	Change since previous quarter
Quarter ending December 2017	1,218	
Quarter ending March 2018	1,204	↓
Quarter ending June 2018	1,198	→
Quarter ending September 2018	1,187	→
Quarter ending December 2018	1,163	↓
Variance since December 2017	(4.5%)	↓



ACTIVITY

Cumulative percentage of contracted UDA delivered 2018 & 2019



Month	Adjusted Scheduled Activity (UDA)	
	2018	2019
April	44	128
May	186	295
June	344	422
July	521	606
August	632	783
September	657	910
October	1,016	1,020
November	1,273	1,184
December	1,401	1,275
January	1,611	
February	1,798	
March	1,950	
April	2,020	
May	2,022	
June	2,022	

QUALITY

	Quantity	Base Number	Contract	AT	Region	England
% of FP17s for the same patient ID Re-attending within 3 months - Children	38	892	4.3%	10.2%	11.8%	11.8%
% of FP17s for the same patient ID Re-attending within 3 months - Adults	7	143	4.9%	15.4%	16.7%	15.6%
% of FP17s for the same patient ID Re-attending between 3 & 9 months - Children	548	892	61.4%	49.0%	48.6%	58.8%
% of FP17s for the same patient ID Re-attending between 3 & 9 months - Adults	73	143	51.0%	38.7%	39.1%	51.0%
% of FP17s for Band 1 Urgent Courses	31	985	3.1%	10.2%	10.6%	9.0%
% of FP17s Relating to Free Repair or Replacements	0	985	0.0%	0.6%	0.5%	0.8%
% of FP17s Relating to Continuations	0	985	0.0%	0.9%	0.7%	0.9%
% of Patients satisfied with the dentistry they have received	0	0	N/A	91.8%	90.2%	93.2%
% of Patients satisfied with the time they had to wait for an appointment	0	0	N/A	87.2%	85.0%	88.3%

* This is based on patients treated on this contract for their most recent course of treatment. Figures in italics indicate the base number of FP17s or Patient Questionnaire responses are less than 100. N/A is shown where the base number of responses is less than 10 during the period. % is calculated as Quantity/Base number*100

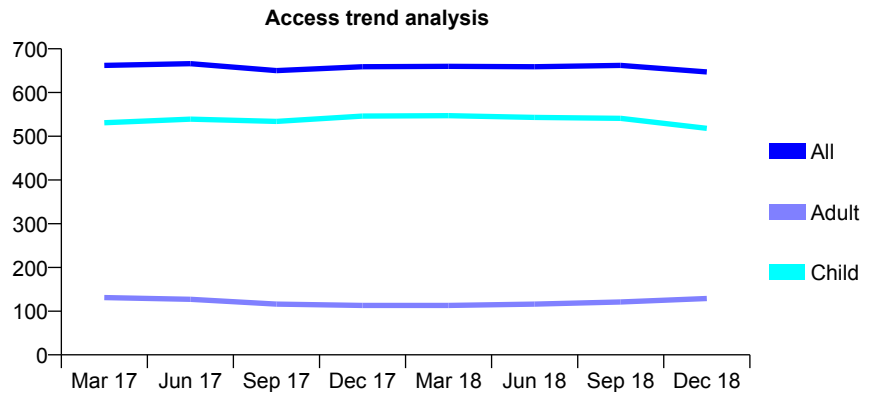
Q63 - Vital Signs At a Glance Contract Report for 336866/0001 - December 2018

Name or company name	MR MP O'BRIEN
Contract type name	GDS Contract
Purpose of contract	General
Contract start date	01/04/2006
Contract end date	

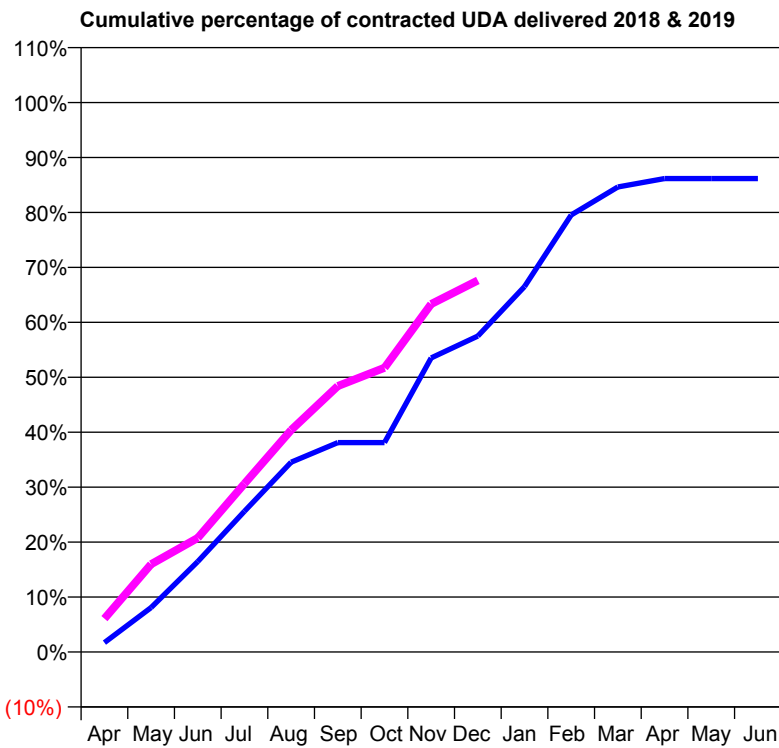
18/19 Contracted general activity (UDA)	1,235
Carry forward general activity (UDA)	0
18/19 Contracted orthodontic activity (UOA)	0
Carry forward orthodontic activity (UOA)	0
Baseline contract value	£27,528.58

ACCESS*

Patients seen in 24 months	Total	Change since previous quarter
Quarter ending December 2017	659	
Quarter ending March 2018	660	→
Quarter ending June 2018	659	→
Quarter ending September 2018	662	→
Quarter ending December 2018	647	↓
Variance since December 2017	(1.8%)	↓



ACTIVITY



Adjusted Scheduled Activity (UDA)		
Month	2018	2019
April	21	75
May	100	197
June	203	256
July	316	378
August	427	499
September	471	598
October	471	639
November	661	782
December	710	835
January	821	
February	982	
March	1,045	
April	1,064	
May	1,064	
June	1,064	

QUALITY

	Quantity	Base Number	Contract	AT	Region	England
% of FP17s for the same patient ID Re-attending within 3 months - Children	14	597	2.3%	10.2%	11.8%	11.8%
% of FP17s for the same patient ID Re-attending within 3 months - Adults	2	55	3.6%	15.4%	16.7%	15.6%
% of FP17s for the same patient ID Re-attending between 3 & 9 months - Children	439	597	73.5%	49.0%	48.6%	58.8%
% of FP17s for the same patient ID Re-attending between 3 & 9 months - Adults	27	55	49.1%	38.7%	39.1%	51.0%
% of FP17s for Band 1 Urgent Courses	5	638	0.8%	10.2%	10.6%	9.0%
% of FP17s Relating to Free Repair or Replacements	0	638	0.0%	0.6%	0.5%	0.8%
% of FP17s Relating to Continuations	0	638	0.0%	0.9%	0.7%	0.9%
% of Patients satisfied with the dentistry they have received	0	0	N/A	91.8%	90.2%	93.2%
% of Patients satisfied with the time they had to wait for an appointment	0	0	N/A	87.2%	85.0%	88.3%

* This is based on patients treated on this contract for their most recent course of treatment. Figures in italics indicate the base number of FP17s or Patient Questionnaire responses are less than 100. N/A is shown where the base number of responses is less than 10 during the period. % is calculated as Quantity/Base number*100

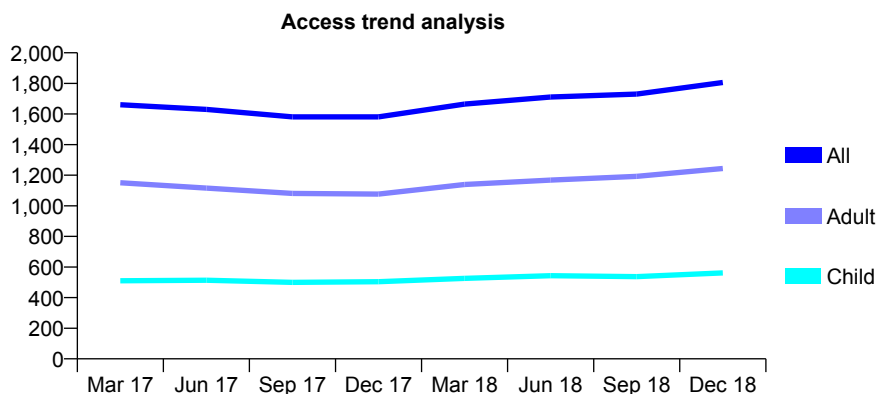
Q63 - Vital Signs At a Glance Contract Report for 337137/0001 - December 2018

Name or company name	MR G TSOLAKIDES
Contract type name	GDS Contract
Purpose of contract	General
Contract start date	01/04/2006
Contract end date	

18/19 Contracted general activity (UDA)	5,119
Carry forward general activity (UDA)	204
18/19 Contracted orthodontic activity (UOA)	0
Carry forward orthodontic activity (UOA)	0
Baseline contract value	£140,317.13

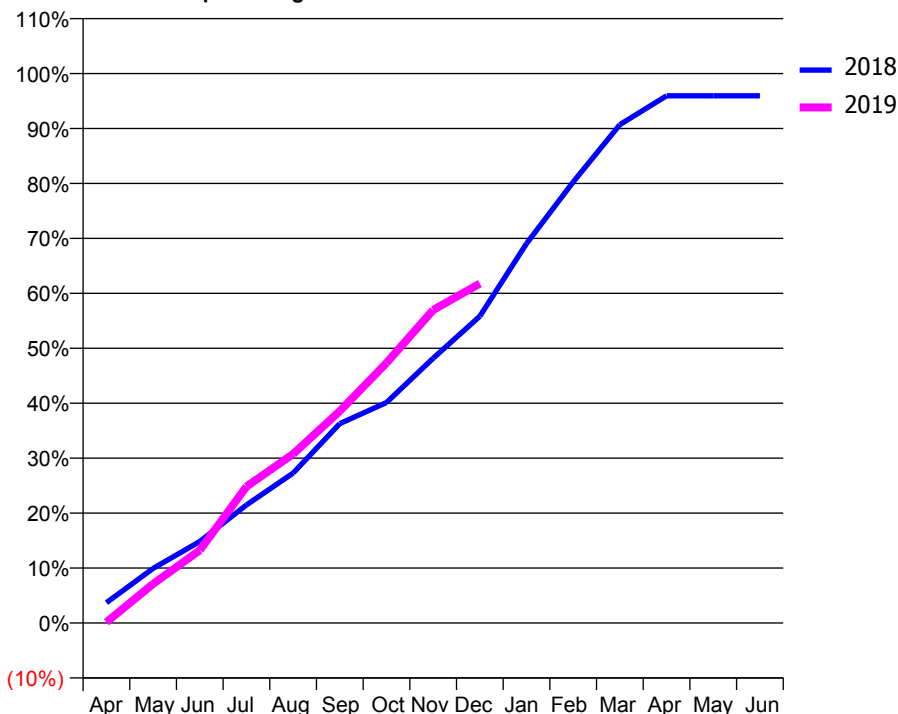
ACCESS*

Patients seen in 24 months	Total	Change since previous quarter
Quarter ending December 2017	1,581	
Quarter ending March 2018	1,665	↑
Quarter ending June 2018	1,711	↑
Quarter ending September 2018	1,730	→
Quarter ending December 2018	1,806	↑
Variance since December 2017	14.2%	↑



ACTIVITY

Cumulative percentage of contracted UDA delivered 2018 & 2019



Month	Adjusted Scheduled Activity (UDA)	
	2018	2019
April	190	9
May	509	365
June	760	678
July	1,101	1,271
August	1,397	1,574
September	1,857	1,975
October	2,054	2,423
November	2,466	2,916
December	2,858	3,162
January	3,535	
February	4,109	
March	4,642	
April	4,911	
May	4,911	
June	4,912	

QUALITY

	Quantity	Base Number	Contract	AT	Region	England
% of FP17s for the same patient ID Re-attending within 3 months - Children	29	566	5.1%	10.2%	11.8%	11.8%
% of FP17s for the same patient ID Re-attending within 3 months - Adults	102	938	10.9%	15.4%	16.7%	15.6%
% of FP17s for the same patient ID Re-attending between 3 & 9 months - Children	305	566	53.9%	49.0%	48.6%	58.8%
% of FP17s for the same patient ID Re-attending between 3 & 9 months - Adults	378	938	40.3%	38.7%	39.1%	51.0%
% of FP17s for Band 1 Urgent Courses	113	1,421	8.0%	10.2%	10.6%	9.0%
% of FP17s Relating to Free Repair or Replacements	0	1,421	0.0%	0.6%	0.5%	0.8%
% of FP17s Relating to Continuations	0	1,421	0.0%	0.9%	0.7%	0.9%
% of Patients satisfied with the dentistry they have received	0	0	N/A	91.8%	90.2%	93.2%
% of Patients satisfied with the time they had to wait for an appointment	0	0	N/A	87.2%	85.0%	88.3%

* This is based on patients treated on this contract for their most recent course of treatment. Figures in italics indicate the base number of FP17s or Patient Questionnaire responses are less than 100. N/A is shown where the base number of responses is less than 10 during the period. % is calculated as Quantity/Base number*100

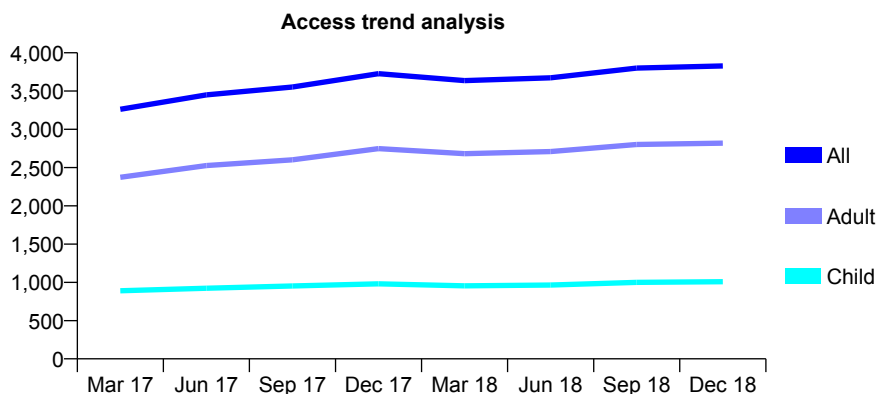
Q63 - Vital Signs At a Glance Contract Report for 337765/0002 - December 2018

Name or company name	MR SI YOUNG
Contract type name	GDS Contract
Purpose of contract	General
Contract start date	01/04/2006
Contract end date	

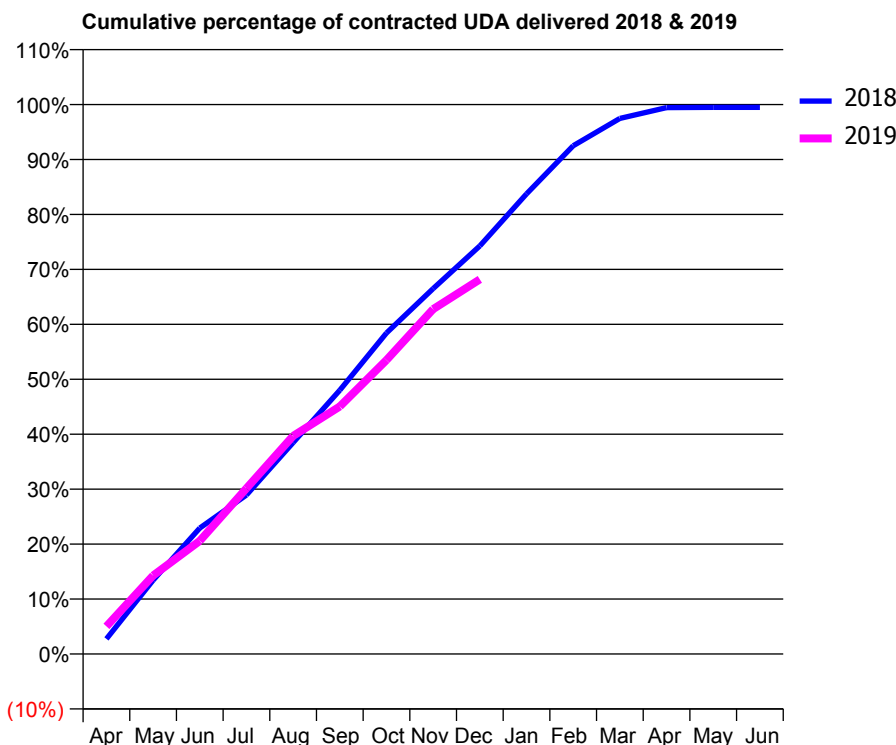
18/19 Contracted general activity (UDA)	10,500
Carry forward general activity (UDA)	54
18/19 Contracted orthodontic activity (UOA)	0
Carry forward orthodontic activity (UOA)	0
Baseline contract value	£266,509.49

ACCESS*

Patients seen in 24 months	Total	Change since previous quarter
Quarter ending December 2017	3,728	
Quarter ending March 2018	3,636	↓
Quarter ending June 2018	3,674	→
Quarter ending September 2018	3,800	↑
Quarter ending December 2018	3,828	→
Variance since December 2017	2.7%	↑



ACTIVITY



Month	Adjusted Scheduled Activity (UDA)	
	2018	2019
April	290	528
May	1,410	1,500
June	2,407	2,163
July	3,038	3,166
August	4,041	4,168
September	5,042	4,730
October	6,135	5,616
November	6,982	6,591
December	7,798	7,159
January	8,792	
February	9,713	
March	10,233	
April	10,442	
May	10,446	
June	10,446	

QUALITY

	Quantity	Base Number	Contract	AT	Region	England
% of FP17s for the same patient ID Re-attending within 3 months - Children	42	865	4.9%	10.2%	11.8%	11.8%
% of FP17s for the same patient ID Re-attending within 3 months - Adults	392	2,289	17.1%	15.4%	16.7%	15.6%
% of FP17s for the same patient ID Re-attending between 3 & 9 months - Children	379	865	43.8%	49.0%	48.6%	58.8%
% of FP17s for the same patient ID Re-attending between 3 & 9 months - Adults	739	2,289	32.3%	38.7%	39.1%	51.0%
% of FP17s for Band 1 Urgent Courses	447	3,039	14.7%	10.2%	10.6%	9.0%
% of FP17s Relating to Free Repair or Replacements	5	3,039	0.2%	0.6%	0.5%	0.8%
% of FP17s Relating to Continuations	30	3,039	1.0%	0.9%	0.7%	0.9%
% of Patients satisfied with the dentistry they have received	0	0	N/A	91.8%	90.2%	93.2%
% of Patients satisfied with the time they had to wait for an appointment	0	0	N/A	87.2%	85.0%	88.3%

* This is based on patients treated on this contract for their most recent course of treatment. Figures in italics indicate the base number of FP17s or Patient Questionnaire responses are less than 100. N/A is shown where the base number of responses is less than 10 during the period. % is calculated as Quantity/Base number*100

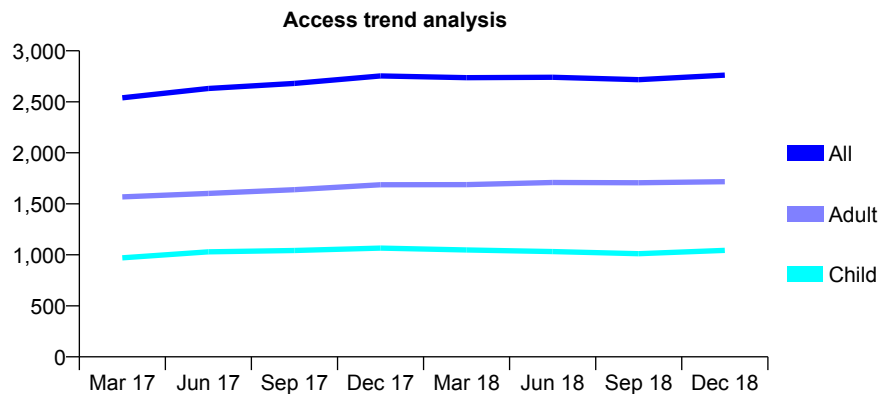
Q63 - Vital Signs At a Glance Contract Report for 338664/0001 - December 2018

Name or company name	MR MR POURREZA JORSHARI
Contract type name	GDS Contract
Purpose of contract	General
Contract start date	01/04/2006
Contract end date	

18/19 Contracted general activity (UDA)	6,890
Carry forward general activity (UDA)	-5
18/19 Contracted orthodontic activity (UOA)	0
Carry forward orthodontic activity (UOA)	0
Baseline contract value	£223,462.27

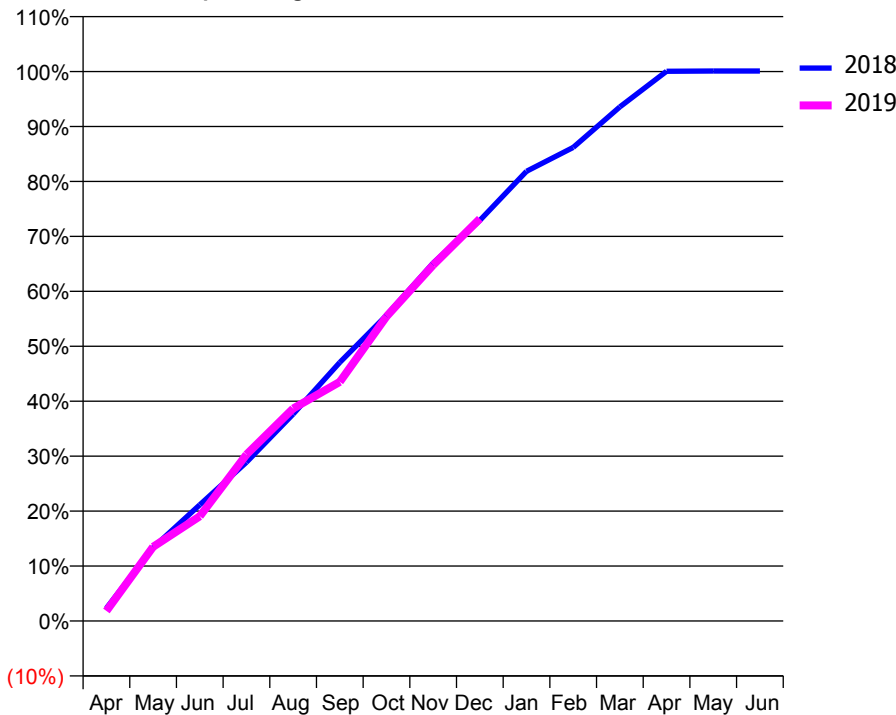
ACCESS*

Patients seen in 24 months	Total	Change since previous quarter
Quarter ending December 2017	2,753	
Quarter ending March 2018	2,736	→
Quarter ending June 2018	2,741	→
Quarter ending September 2018	2,717	→
Quarter ending December 2018	2,761	→
Variance since December 2017	0.3%	→



ACTIVITY

Cumulative percentage of contracted UDA delivered 2018 & 2019



Month	Adjusted Scheduled Activity (UDA)	
	2018	2019
April	161	127
May	920	931
June	1,457	1,313
July	1,990	2,087
August	2,594	2,665
September	3,243	2,999
October	3,834	3,819
November	4,489	4,463
December	5,023	5,043
January	5,638	
February	5,938	
March	6,446	
April	6,892	
May	6,895	
June	6,895	

QUALITY

	Quantity	Base Number	Contract	AT	Region	England
% of FP17s for the same patient ID Re-attending within 3 months - Children	54	751	7.2%	10.2%	11.8%	11.8%
% of FP17s for the same patient ID Re-attending within 3 months - Adults	127	1,160	10.9%	15.4%	16.7%	15.6%
% of FP17s for the same patient ID Re-attending between 3 & 9 months - Children	213	751	28.4%	49.0%	48.6%	58.8%
% of FP17s for the same patient ID Re-attending between 3 & 9 months - Adults	246	1,160	21.2%	38.7%	39.1%	51.0%
% of FP17s for Band 1 Urgent Courses	205	1,763	11.6%	10.2%	10.6%	9.0%
% of FP17s Relating to Free Repair or Replacements	2	1,763	0.1%	0.6%	0.5%	0.8%
% of FP17s Relating to Continuations	7	1,763	0.4%	0.9%	0.7%	0.9%
% of Patients satisfied with the dentistry they have received	0	0	N/A	91.8%	90.2%	93.2%
% of Patients satisfied with the time they had to wait for an appointment	0	0	N/A	87.2%	85.0%	88.3%

* This is based on patients treated on this contract for their most recent course of treatment. Figures in italics indicate the base number of FP17s or Patient Questionnaire responses are less than 100. N/A is shown where the base number of responses is less than 10 during the period. % is calculated as Quantity/Base number*100

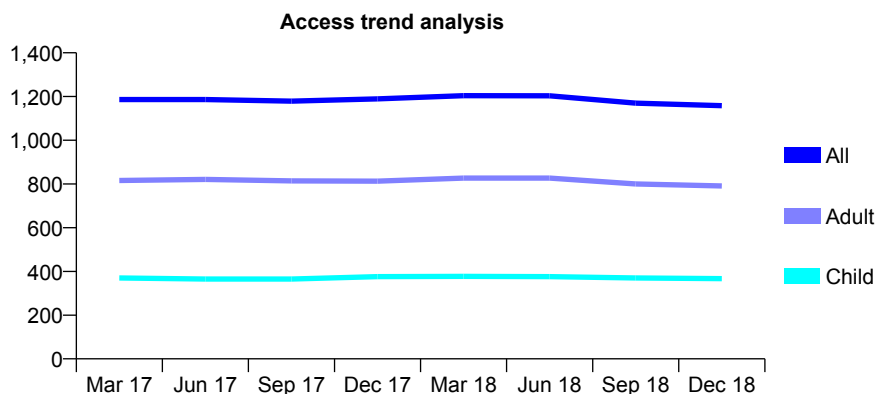
Q63 - Vital Signs At a Glance Contract Report for 338664/0002 - December 2018

Name or company name	MR MR POURREZA JORSHARI
Contract type name	GDS Contract
Purpose of contract	General
Contract start date	01/04/2006
Contract end date	

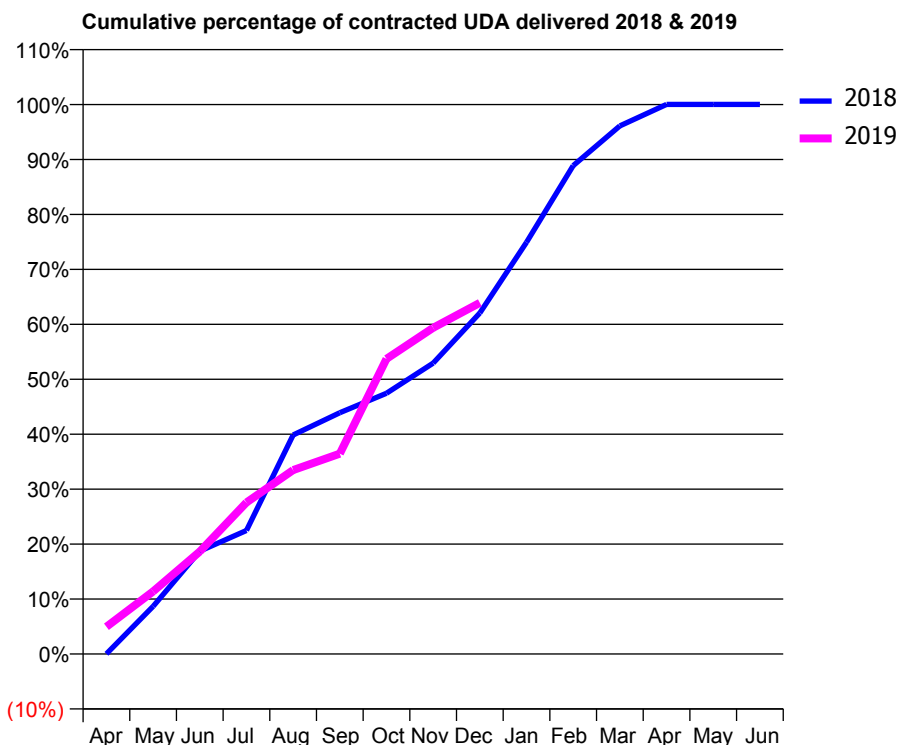
18/19 Contracted general activity (UDA)	3,547
Carry forward general activity (UDA)	-1
18/19 Contracted orthodontic activity (UOA)	0
Carry forward orthodontic activity (UOA)	0
Baseline contract value	£114,456.95

ACCESS*

Patients seen in 24 months	Total	Change since previous quarter
Quarter ending December 2017	1,189	
Quarter ending March 2018	1,204	→
Quarter ending June 2018	1,203	→
Quarter ending September 2018	1,170	↓
Quarter ending December 2018	1,158	↓
Variance since December 2017	(2.6%)	↓



ACTIVITY



Month	Adjusted Scheduled Activity (UDA)	
	2018	2019
April	1	176
May	308	404
June	664	662
July	797	979
August	1,413	1,187
September	1,557	1,293
October	1,683	1,905
November	1,878	2,106
December	2,202	2,267
January	2,658	
February	3,153	
March	3,409	
April	3,548	
May	3,548	
June	3,548	

QUALITY

	Quantity	Base Number	Contract	AT	Region	England
% of FP17s for the same patient ID Re-attending within 3 months - Children	23	284	8.1%	10.2%	11.8%	11.8%
% of FP17s for the same patient ID Re-attending within 3 months - Adults	72	558	12.9%	15.4%	16.7%	15.6%
% of FP17s for the same patient ID Re-attending between 3 & 9 months - Children	77	284	27.1%	49.0%	48.6%	58.8%
% of FP17s for the same patient ID Re-attending between 3 & 9 months - Adults	168	558	30.1%	38.7%	39.1%	51.0%
% of FP17s for Band 1 Urgent Courses	36	794	4.5%	10.2%	10.6%	9.0%
% of FP17s Relating to Free Repair or Replacements	4	794	0.5%	0.6%	0.5%	0.8%
% of FP17s Relating to Continuations	21	794	2.6%	0.9%	0.7%	0.9%
% of Patients satisfied with the dentistry they have received	0	0	N/A	91.8%	90.2%	93.2%
% of Patients satisfied with the time they had to wait for an appointment	0	0	N/A	87.2%	85.0%	88.3%

* This is based on patients treated on this contract for their most recent course of treatment. Figures in italics indicate the base number of FP17s or Patient Questionnaire responses are less than 100. N/A is shown where the base number of responses is less than 10 during the period. % is calculated as Quantity/Base number*100

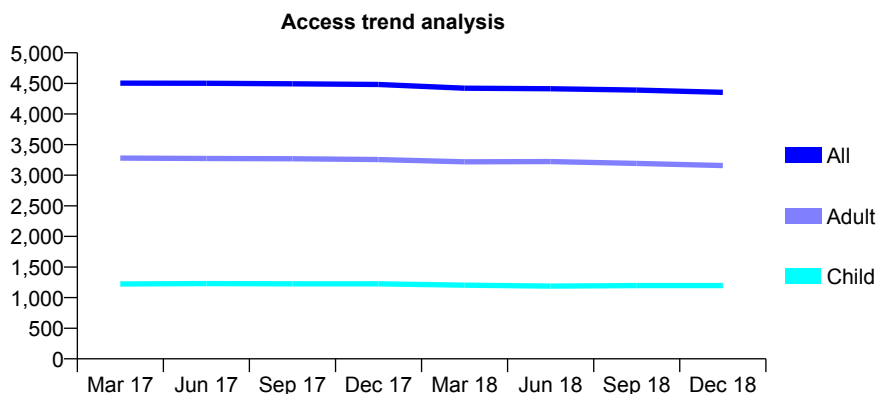
Q63 - Vital Signs At a Glance Contract Report for 339679/0001 - December 2018

Name or company name	MR H GHODS
Contract type name	GDS Contract
Purpose of contract	General
Contract start date	01/04/2006
Contract end date	

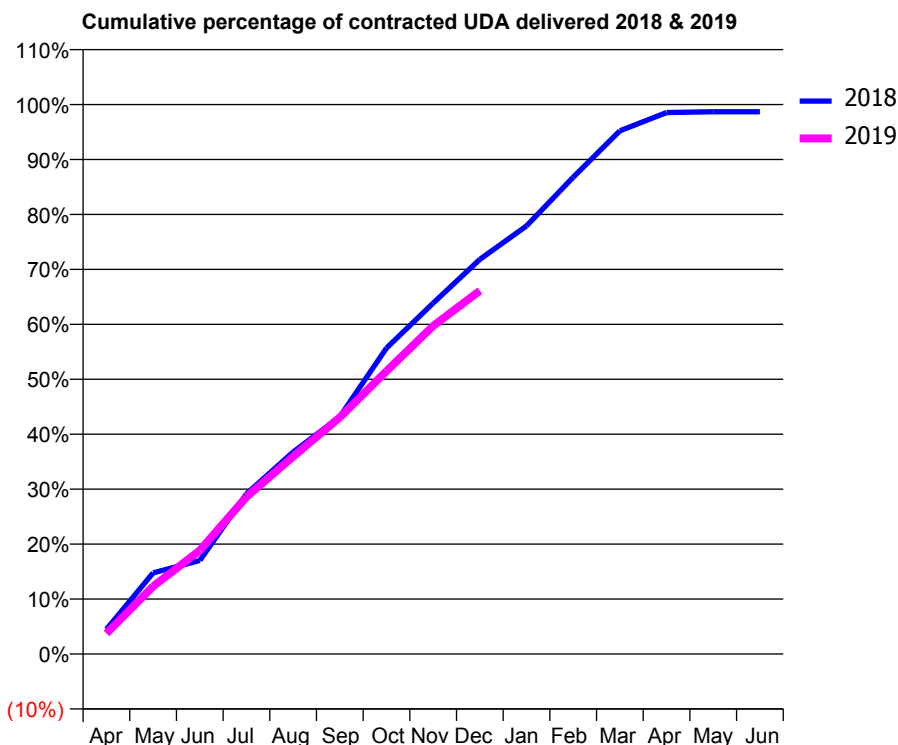
18/19 Contracted general activity (UDA)	18,267
Carry forward general activity (UDA)	241
18/19 Contracted orthodontic activity (UOA)	0
Carry forward orthodontic activity (UOA)	0
Baseline contract value	£553,247.74

ACCESS*

Patients seen in 24 months	Total	Change since previous quarter
Quarter ending December 2017	4,482	
Quarter ending March 2018	4,422	↓
Quarter ending June 2018	4,412	→
Quarter ending September 2018	4,391	→
Quarter ending December 2018	4,355	→
Variance since December 2017	(2.8%)	↓



ACTIVITY



Month	Adjusted Scheduled Activity (UDA)	
	2018	2019
April	822	684
May	2,699	2,251
June	3,110	3,443
July	5,326	5,222
August	6,713	6,561
September	7,889	7,864
October	10,172	9,406
November	11,666	10,907
December	13,121	12,079
January	14,233	
February	15,850	
March	17,394	
April	17,997	
May	18,025	
June	18,026	

QUALITY

	Quantity	Base Number	Contract	AT	Region	England
% of FP17s for the same patient ID Re-attending within 3 months - Children	116	1,237	9.4%	10.2%	11.8%	11.8%
% of FP17s for the same patient ID Re-attending within 3 months - Adults	619	2,973	20.8%	15.4%	16.7%	15.6%
% of FP17s for the same patient ID Re-attending between 3 & 9 months - Children	681	1,237	55.1%	49.0%	48.6%	58.8%
% of FP17s for the same patient ID Re-attending between 3 & 9 months - Adults	1,236	2,973	41.6%	38.7%	39.1%	51.0%
% of FP17s for Band 1 Urgent Courses	482	4,017	12.0%	10.2%	10.6%	9.0%
% of FP17s Relating to Free Repair or Replacements	26	4,017	0.6%	0.6%	0.5%	0.8%
% of FP17s Relating to Continuations	31	4,017	0.8%	0.9%	0.7%	0.9%
% of Patients satisfied with the dentistry they have received	1	1	N/A	91.8%	90.2%	93.2%
% of Patients satisfied with the time they had to wait for an appointment	1	1	N/A	87.2%	85.0%	88.3%

* This is based on patients treated on this contract for their most recent course of treatment. Figures in italics indicate the base number of FP17s or Patient Questionnaire responses are less than 100. N/A is shown where the base number of responses is less than 10 during the period. % is calculated as Quantity/Base number*100

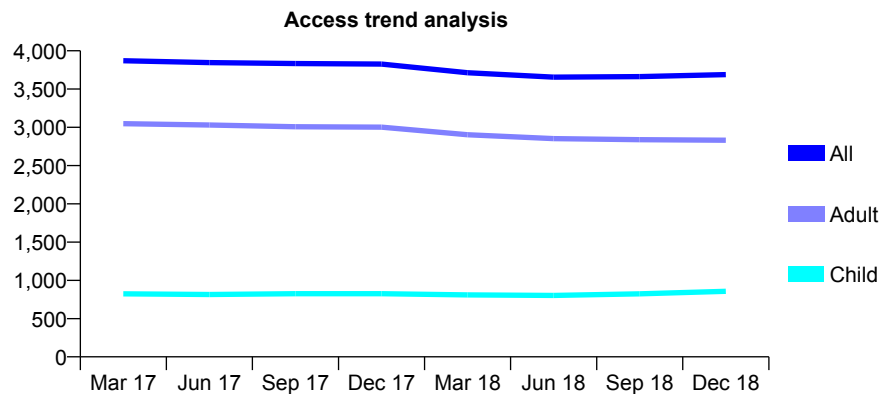
Q63 - Vital Signs At a Glance Contract Report for 340383/0001 - December 2018

Name or company name	MR NC RODRIGUES
Contract type name	GDS Contract
Purpose of contract	General
Contract start date	01/04/2006
Contract end date	

18/19 Contracted general activity (UDA)	10,312
Carry forward general activity (UDA)	-56
18/19 Contracted orthodontic activity (UOA)	0
Carry forward orthodontic activity (UOA)	0
Baseline contract value	£335,702.59

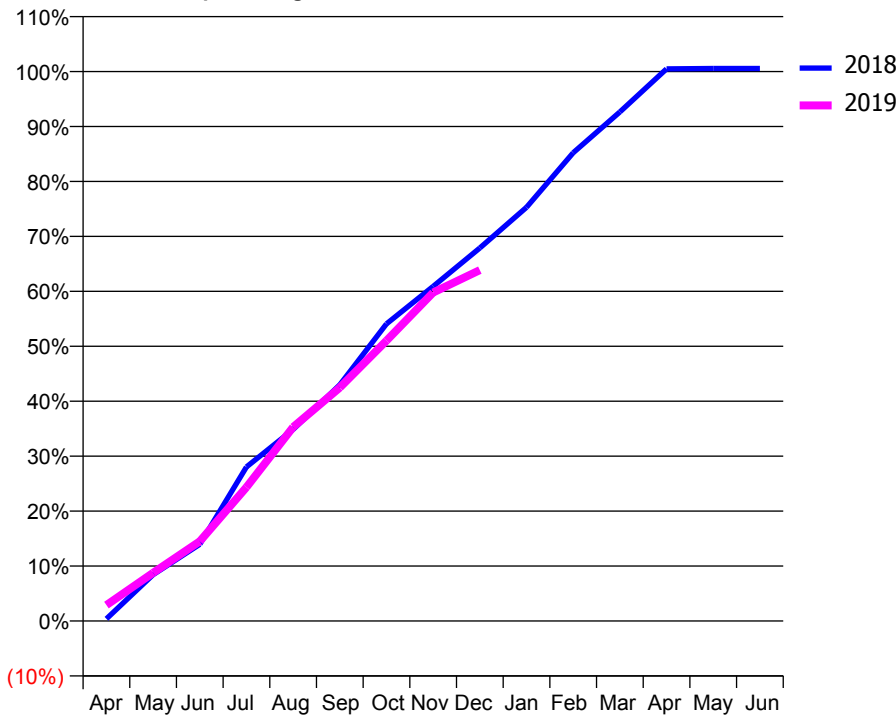
ACCESS*

Patients seen in 24 months	Total	Change since previous quarter
Quarter ending December 2017	3,827	
Quarter ending March 2018	3,713	↓
Quarter ending June 2018	3,656	↓
Quarter ending September 2018	3,662	→
Quarter ending December 2018	3,689	→
Variance since December 2017	(3.6%)	↓



ACTIVITY

Cumulative percentage of contracted UDA delivered 2018 & 2019



Month	Adjusted Scheduled Activity (UDA)	
	2018	2019
April	41	300
May	869	903
June	1,441	1,494
July	2,892	2,512
August	3,594	3,639
September	4,434	4,381
October	5,578	5,261
November	6,280	6,164
December	7,001	6,586
January	7,765	
February	8,788	
March	9,552	
April	10,361	
May	10,368	
June	10,368	

QUALITY

	Quantity	Base Number	Contract	AT	Region	England
% of FP17s for the same patient ID Re-attending within 3 months - Children	15	685	2.2%	10.2%	11.8%	11.8%
% of FP17s for the same patient ID Re-attending within 3 months - Adults	52	1,897	2.7%	15.4%	16.7%	15.6%
% of FP17s for the same patient ID Re-attending between 3 & 9 months - Children	250	685	36.5%	49.0%	48.6%	58.8%
% of FP17s for the same patient ID Re-attending between 3 & 9 months - Adults	761	1,897	40.1%	38.7%	39.1%	51.0%
% of FP17s for Band 1 Urgent Courses	184	2,348	7.8%	10.2%	10.6%	9.0%
% of FP17s Relating to Free Repair or Replacements	2	2,348	0.1%	0.6%	0.5%	0.8%
% of FP17s Relating to Continuations	0	2,348	0.0%	0.9%	0.7%	0.9%
% of Patients satisfied with the dentistry they have received	2	2	N/A	91.8%	90.2%	93.2%
% of Patients satisfied with the time they had to wait for an appointment	2	2	N/A	87.2%	85.0%	88.3%

* This is based on patients treated on this contract for their most recent course of treatment. Figures in italics indicate the base number of FP17s or Patient Questionnaire responses are less than 100. N/A is shown where the base number of responses is less than 10 during the period. % is calculated as Quantity/Base number*100

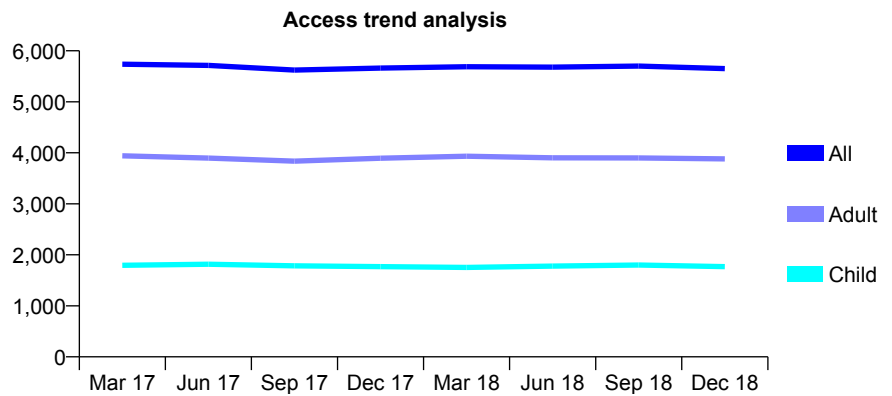
Q63 - Vital Signs At a Glance Contract Report for 340529/0001 - December 2018

Name or company name	MRS K THILLAINATHAN
Contract type name	GDS Contract
Purpose of contract	General
Contract start date	01/04/2006
Contract end date	

18/19 Contracted general activity (UDA)	14,339
Carry forward general activity (UDA)	-179
18/19 Contracted orthodontic activity (UOA)	0
Carry forward orthodontic activity (UOA)	0
Baseline contract value	£358,553.43

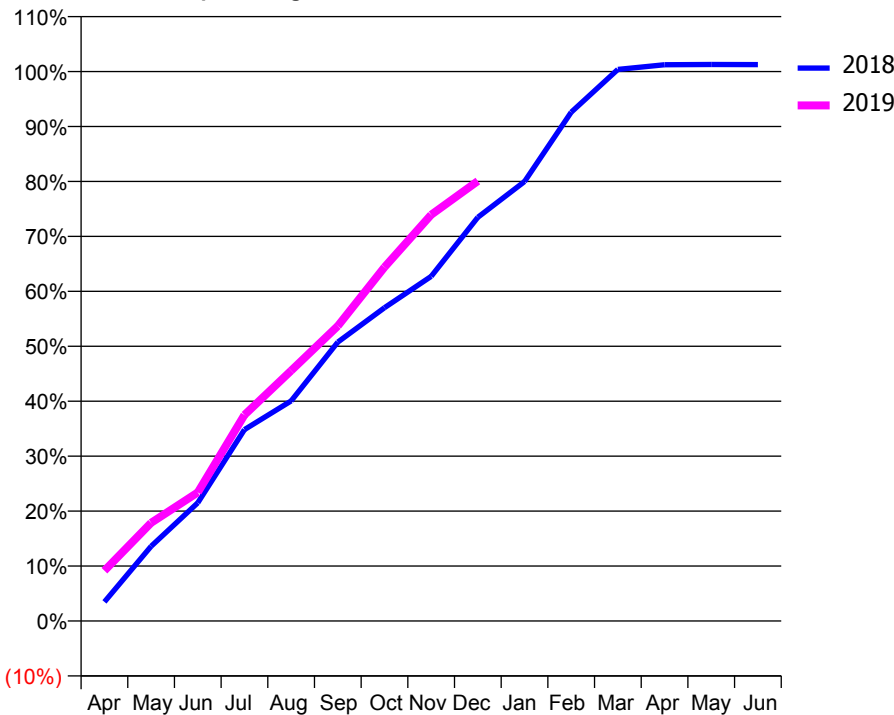
ACCESS*

Patients seen in 24 months	Total	Change since previous quarter
Quarter ending December 2017	5,662	
Quarter ending March 2018	5,688	→
Quarter ending June 2018	5,681	→
Quarter ending September 2018	5,700	→
Quarter ending December 2018	5,651	→
Variance since December 2017	(0.2%)	→



ACTIVITY

Cumulative percentage of contracted UDA delivered 2018 & 2019



Month	Adjusted Scheduled Activity (UDA)	
	2018	2019
April	499	1,315
May	1,951	2,564
June	3,084	3,356
July	4,994	5,376
August	5,743	6,534
September	7,279	7,699
October	8,177	9,232
November	8,994	10,600
December	10,535	11,481
January	11,469	
February	13,275	
March	14,392	
April	14,514	
May	14,521	
June	14,518	

QUALITY

	Quantity	Base Number	Contract	AT	Region	England
% of FP17s for the same patient ID Re-attending within 3 months - Children	161	1,922	8.4%	10.2%	11.8%	11.8%
% of FP17s for the same patient ID Re-attending within 3 months - Adults	583	3,804	15.3%	15.4%	16.7%	15.6%
% of FP17s for the same patient ID Re-attending between 3 & 9 months - Children	1,121	1,922	58.3%	49.0%	48.6%	58.8%
% of FP17s for the same patient ID Re-attending between 3 & 9 months - Adults	1,840	3,804	48.4%	38.7%	39.1%	51.0%
% of FP17s for Band 1 Urgent Courses	687	5,640	12.2%	10.2%	10.6%	9.0%
% of FP17s Relating to Free Repair or Replacements	35	5,640	0.6%	0.6%	0.5%	0.8%
% of FP17s Relating to Continuations	20	5,640	0.4%	0.9%	0.7%	0.9%
% of Patients satisfied with the dentistry they have received	4	4	N/A	91.8%	90.2%	93.2%
% of Patients satisfied with the time they had to wait for an appointment	4	4	N/A	87.2%	85.0%	88.3%

* This is based on patients treated on this contract for their most recent course of treatment. Figures in italics indicate the base number of FP17s or Patient Questionnaire responses are less than 100. N/A is shown where the base number of responses is less than 10 during the period. % is calculated as Quantity/Base number*100

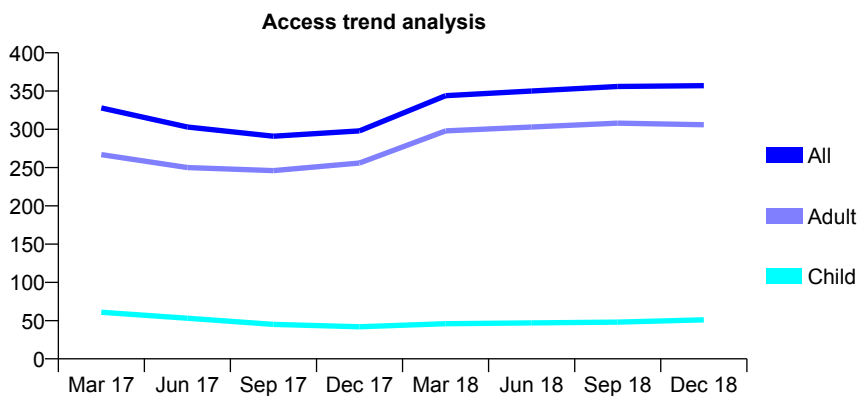
Q63 - Vital Signs At a Glance Contract Report for 340529/0002 - December 2018

Name or company name	MRS K THILLAINATHAN
Contract type name	GDS Contract
Purpose of contract	General
Contract start date	01/04/2006
Contract end date	

18/19 Contracted general activity (UDA)	761
Carry forward general activity (UDA)	-10
18/19 Contracted orthodontic activity (UOA)	0
Carry forward orthodontic activity (UOA)	0
Baseline contract value	£26,863.54

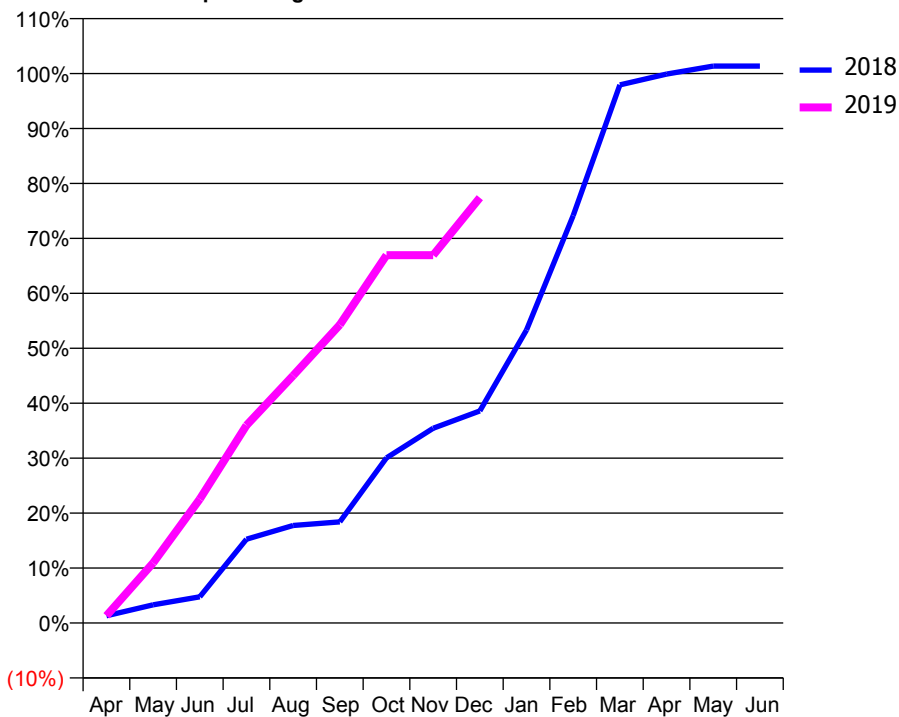
ACCESS*

Patients seen in 24 months	Total	Change since previous quarter
Quarter ending December 2017	298	
Quarter ending March 2018	344	↑
Quarter ending June 2018	350	→
Quarter ending September 2018	356	→
Quarter ending December 2018	357	→
Variance since December 2017	19.8%	↑



ACTIVITY

Cumulative percentage of contracted UDA delivered 2018 & 2019



Month	Adjusted Scheduled Activity (UDA)	
	2018	2019
April	10	10
May	25	83
June	36	172
July	116	274
August	135	343
September	140	413
October	229	509
November	270	509
December	294	589
January	406	
February	564	
March	745	
April	760	
May	771	
June	771	

QUALITY

	Quantity	Base Number	Contract	AT	Region	England
% of FP17s for the same patient ID Re-attending within 3 months - Children	1	33	3.0%	10.2%	11.8%	11.8%
% of FP17s for the same patient ID Re-attending within 3 months - Adults	16	201	8.0%	15.4%	16.7%	15.6%
% of FP17s for the same patient ID Re-attending between 3 & 9 months - Children	3	33	9.1%	49.0%	48.6%	58.8%
% of FP17s for the same patient ID Re-attending between 3 & 9 months - Adults	18	201	9.0%	38.7%	39.1%	51.0%
% of FP17s for Band 1 Urgent Courses	46	227	20.3%	10.2%	10.6%	9.0%
% of FP17s Relating to Free Repair or Replacements	1	227	0.4%	0.6%	0.5%	0.8%
% of FP17s Relating to Continuations	0	227	0.0%	0.9%	0.7%	0.9%
% of Patients satisfied with the dentistry they have received	0	0	N/A	91.8%	90.2%	93.2%
% of Patients satisfied with the time they had to wait for an appointment	0	0	N/A	87.2%	85.0%	88.3%

* This is based on patients treated on this contract for their most recent course of treatment. Figures in italics indicate the base number of FP17s or Patient Questionnaire responses are less than 100. N/A is shown where the base number of responses is less than 10 during the period. % is calculated as Quantity/Base number*100

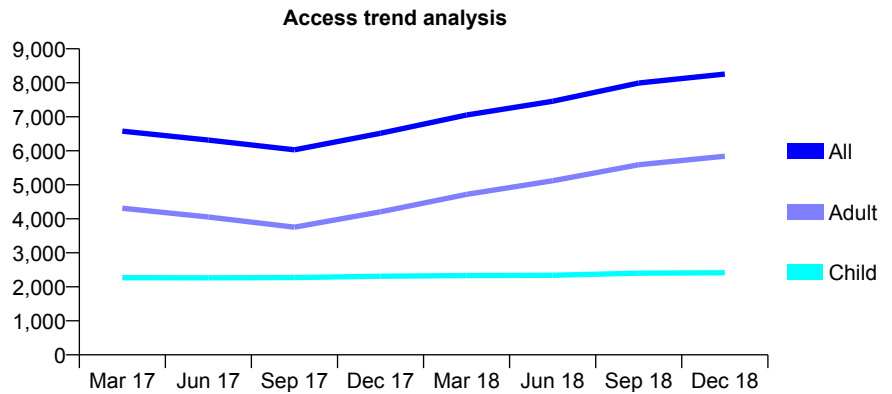
Q63 - Vital Signs At a Glance Contract Report for 341517/0001 - December 2018

Name or company name	MR AR NADJAFI
Contract type name	GDS Contract
Purpose of contract	General
Contract start date	01/04/2006
Contract end date	

18/19 Contracted general activity (UDA)	22,500
Carry forward general activity (UDA)	-140
18/19 Contracted orthodontic activity (UOA)	0
Carry forward orthodontic activity (UOA)	0
Baseline contract value	£668,475.02

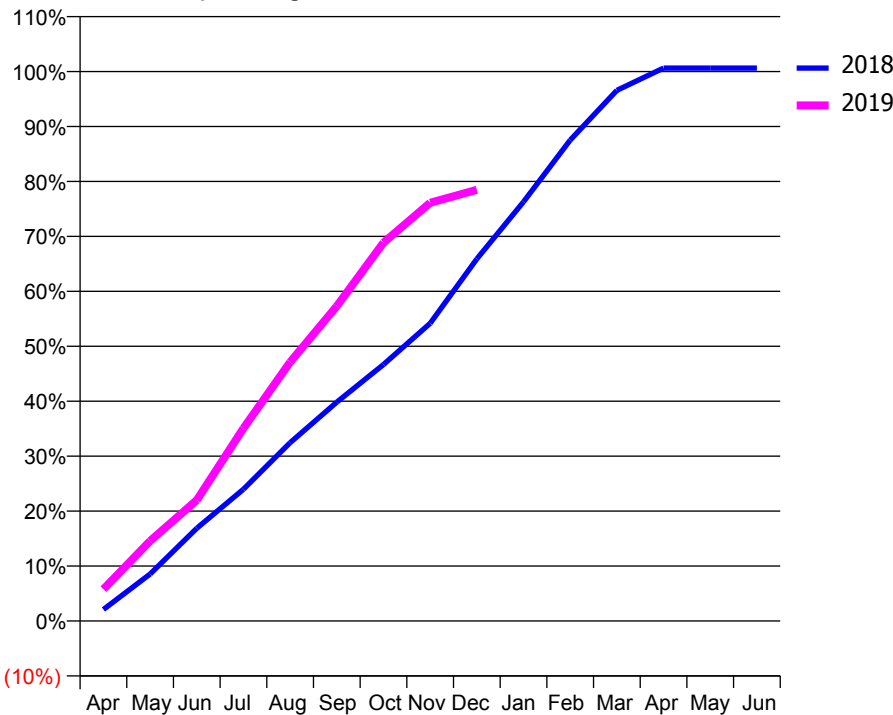
ACCESS*

Patients seen in 24 months	Total	Change since previous quarter
Quarter ending December 2017	6,515	
Quarter ending March 2018	7,052	↑
Quarter ending June 2018	7,458	↑
Quarter ending September 2018	7,993	↑
Quarter ending December 2018	8,257	↑
Variance since December 2017	26.7%	↑



ACTIVITY

Cumulative percentage of contracted UDA delivered 2018 & 2019



Month	Adjusted Scheduled Activity (UDA)	
	2018	2019
April	473	1,304
May	1,925	3,279
June	3,799	4,950
July	5,399	7,894
August	7,305	10,602
September	8,965	12,892
October	10,501	15,494
November	12,189	17,123
December	14,825	17,656
January	17,166	
February	19,694	
March	21,727	
April	22,640	
May	22,640	
June	22,640	

QUALITY

	Quantity	Base Number	Contract	AT	Region	England
% of FP17s for the same patient ID Re-attending within 3 months - Children	94	1,859	5.1%	10.2%	11.8%	11.8%
% of FP17s for the same patient ID Re-attending within 3 months - Adults	560	4,428	12.6%	15.4%	16.7%	15.6%
% of FP17s for the same patient ID Re-attending between 3 & 9 months - Children	624	1,859	33.6%	49.0%	48.6%	58.8%
% of FP17s for the same patient ID Re-attending between 3 & 9 months - Adults	1,235	4,428	27.9%	38.7%	39.1%	51.0%
% of FP17s for Band 1 Urgent Courses	351	5,980	5.9%	10.2%	10.6%	9.0%
% of FP17s Relating to Free Repair or Replacements	11	5,980	0.2%	0.6%	0.5%	0.8%
% of FP17s Relating to Continuations	26	5,980	0.4%	0.9%	0.7%	0.9%
% of Patients satisfied with the dentistry they have received	1	1	N/A	91.8%	90.2%	93.2%
% of Patients satisfied with the time they had to wait for an appointment	1	1	N/A	87.2%	85.0%	88.3%

* This is based on patients treated on this contract for their most recent course of treatment. Figures in italics indicate the base number of FP17s or Patient Questionnaire responses are less than 100. N/A is shown where the base number of responses is less than 10 during the period. % is calculated as Quantity/Base number*100

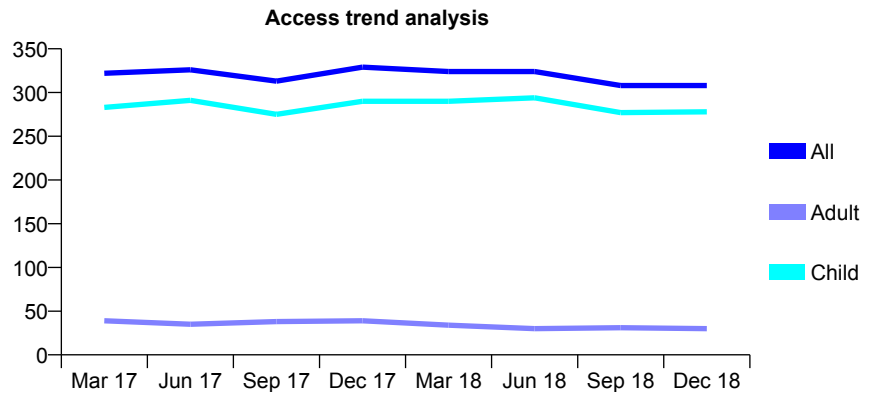
Q63 - Vital Signs At a Glance Contract Report for 342130/0001 - December 2018

Name or company name	MR SA SIMPSON
Contract type name	GDS Contract
Purpose of contract	General
Contract start date	01/04/2006
Contract end date	

18/19 Contracted general activity (UDA)	435
Carry forward general activity (UDA)	26
18/19 Contracted orthodontic activity (UOA)	0
Carry forward orthodontic activity (UOA)	0
Baseline contract value	£10,707.95

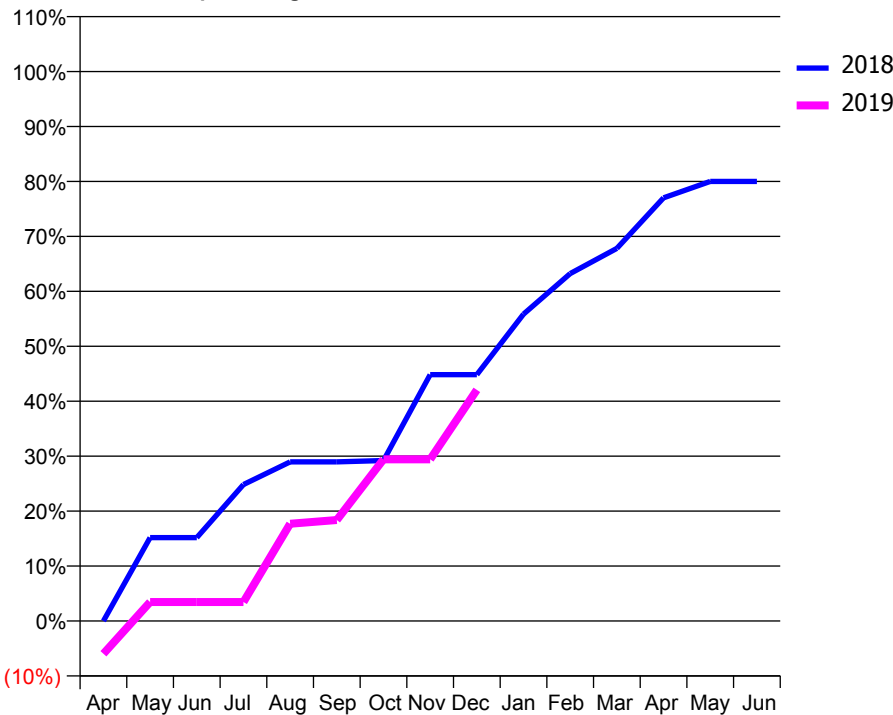
ACCESS*

Patients seen in 24 months	Total	Change since previous quarter
Quarter ending December 2017	329	
Quarter ending March 2018	324	↓
Quarter ending June 2018	324	→
Quarter ending September 2018	308	↓
Quarter ending December 2018	308	→
Variance since December 2017	(6.4%)	↓



ACTIVITY

Cumulative percentage of contracted UDA delivered 2018 & 2019



Adjusted Scheduled Activity (UDA)		
Month	2018	2019
April	0	-26
May	66	15
June	66	15
July	108	15
August	126	77
September	126	80
October	127	128
November	195	128
December	195	183
January	243	
February	275	
March	295	
April	335	
May	348	
June	348	

QUALITY

	Quantity	Base Number	Contract	AT	Region	England
% of FP17s for the same patient ID Re-attending within 3 months - Children	2	224	0.9%	10.2%	11.8%	11.8%
% of FP17s for the same patient ID Re-attending within 3 months - Adults	1	10	10.0%	15.4%	16.7%	15.6%
% of FP17s for the same patient ID Re-attending between 3 & 9 months - Children	107	224	47.8%	49.0%	48.6%	58.8%
% of FP17s for the same patient ID Re-attending between 3 & 9 months - Adults	6	10	60.0%	38.7%	39.1%	51.0%
% of FP17s for Band 1 Urgent Courses	0	199	0.0%	10.2%	10.6%	9.0%
% of FP17s Relating to Free Repair or Replacements	0	199	0.0%	0.6%	0.5%	0.8%
% of FP17s Relating to Continuations	0	199	0.0%	0.9%	0.7%	0.9%
% of Patients satisfied with the dentistry they have received	0	0	N/A	91.8%	90.2%	93.2%
% of Patients satisfied with the time they had to wait for an appointment	0	0	N/A	87.2%	85.0%	88.3%

* This is based on patients treated on this contract for their most recent course of treatment. Figures in italics indicate the base number of FP17s or Patient Questionnaire responses are less than 100. N/A is shown where the base number of responses is less than 10 during the period. % is calculated as Quantity/Base number*100

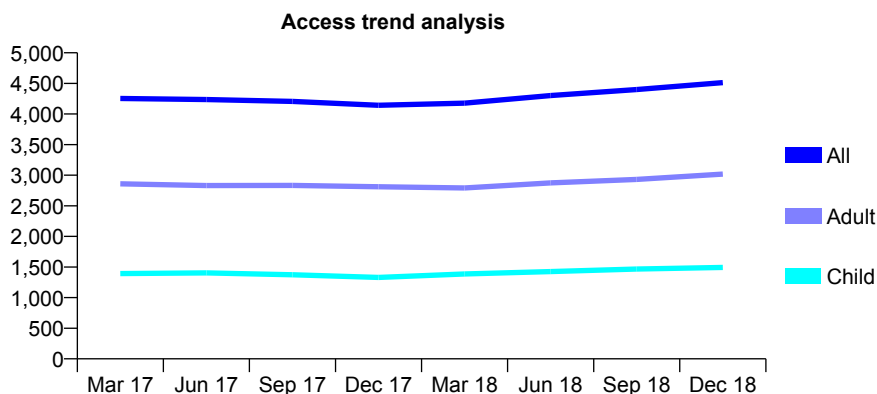
Q63 - Vital Signs At a Glance Contract Report for 345725/0001 - December 2018

Name or company name	DR OO AJANAKU
Contract type name	GDS Contract
Purpose of contract	General
Contract start date	01/04/2006
Contract end date	

18/19 Contracted general activity (UDA)	13,100
Carry forward general activity (UDA)	2,500
18/19 Contracted orthodontic activity (UOA)	0
Carry forward orthodontic activity (UOA)	0
Baseline contract value	£416,486.30

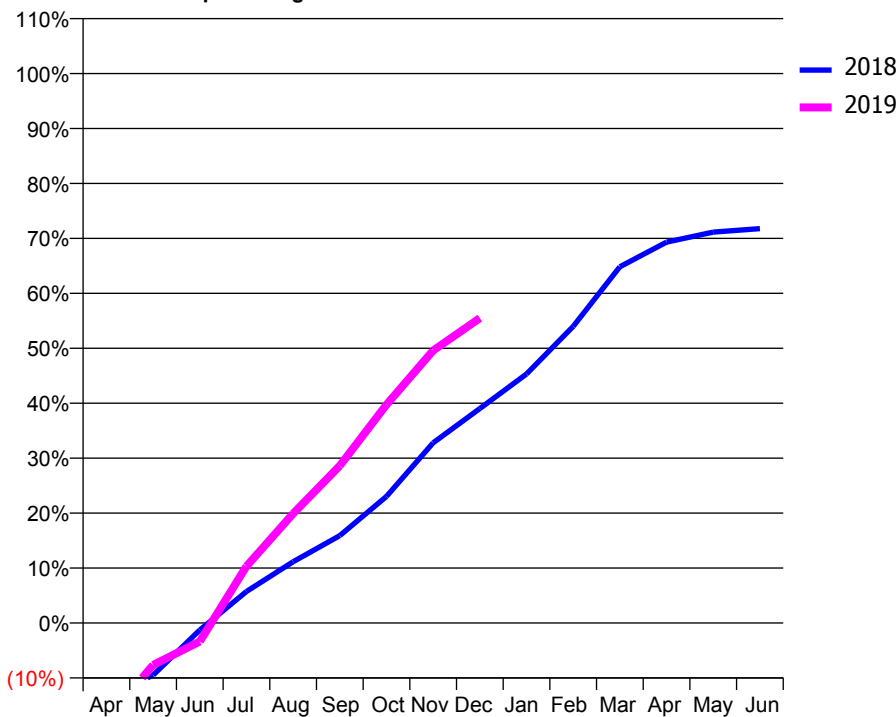
ACCESS*

Patients seen in 24 months	Total	Change since previous quarter
Quarter ending December 2017	4,142	
Quarter ending March 2018	4,177	→
Quarter ending June 2018	4,302	↑
Quarter ending September 2018	4,399	↑
Quarter ending December 2018	4,512	↑
Variance since December 2017	8.9%	↑



ACTIVITY

Cumulative percentage of contracted UDA delivered 2018 & 2019



Adjusted Scheduled Activity (UDA)

Month	2018	2019
April	-1,801	-2,328
May	-1,245	-1,004
June	-169	-443
July	752	1,352
August	1,460	2,609
September	2,085	3,750
October	3,019	5,204
November	4,298	6,496
December	5,114	7,267
January	5,937	
February	7,073	
March	8,493	
April	9,080	
May	9,320	
June	9,401	

QUALITY

	Quantity	Base Number	Contract	AT	Region	England
% of FP17s for the same patient ID Re-attending within 3 months - Children	114	1,286	8.9%	10.2%	11.8%	11.8%
% of FP17s for the same patient ID Re-attending within 3 months - Adults	469	2,459	19.1%	15.4%	16.7%	15.6%
% of FP17s for the same patient ID Re-attending between 3 & 9 months - Children	531	1,286	41.3%	49.0%	48.6%	58.8%
% of FP17s for the same patient ID Re-attending between 3 & 9 months - Adults	637	2,459	25.9%	38.7%	39.1%	51.0%
% of FP17s for Band 1 Urgent Courses	315	3,500	9.0%	10.2%	10.6%	9.0%
% of FP17s Relating to Free Repair or Replacements	15	3,500	0.4%	0.6%	0.5%	0.8%
% of FP17s Relating to Continuations	29	3,500	0.8%	0.9%	0.7%	0.9%
% of Patients satisfied with the dentistry they have received	0	0	N/A	91.8%	90.2%	93.2%
% of Patients satisfied with the time they had to wait for an appointment	0	0	N/A	87.2%	85.0%	88.3%

* This is based on patients treated on this contract for their most recent course of treatment. Figures in italics indicate the base number of FP17s or Patient Questionnaire responses are less than 100. N/A is shown where the base number of responses is less than 10 during the period. % is calculated as Quantity/Base number*100

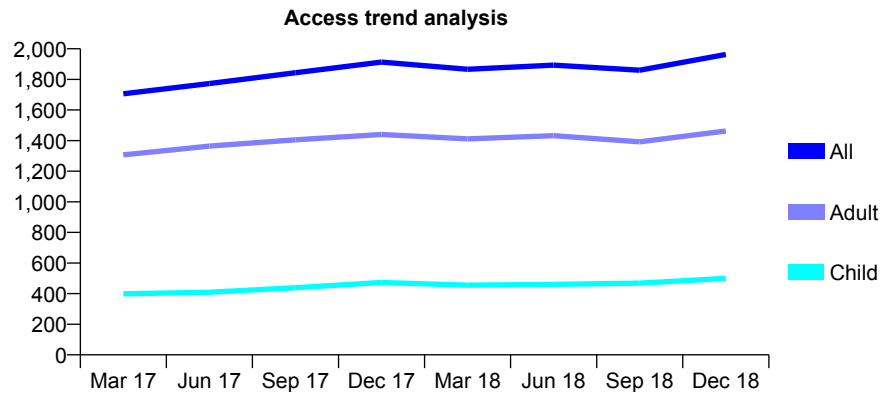
Q63 - Vital Signs At a Glance Contract Report for 346268/0001 - December 2018

Name or company name	MR M NEKOUI
Contract type name	GDS Contract
Purpose of contract	General
Contract start date	01/04/2006
Contract end date	

18/19 Contracted general activity (UDA)	4,910
Carry forward general activity (UDA)	37
18/19 Contracted orthodontic activity (UOA)	0
Carry forward orthodontic activity (UOA)	0
Baseline contract value	£137,918.28

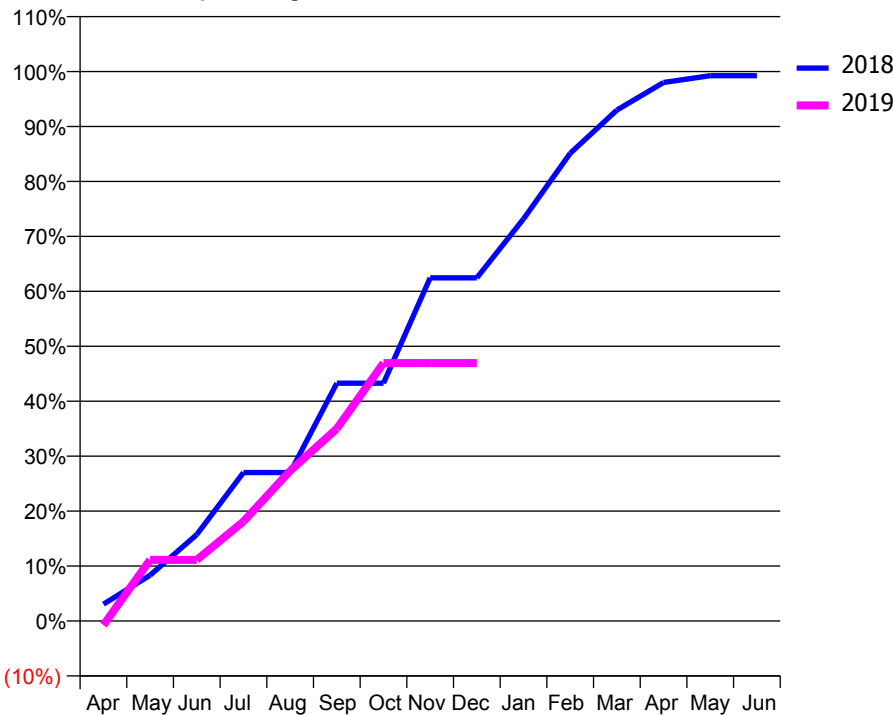
ACCESS*

Patients seen in 24 months	Total	Change since previous quarter
Quarter ending December 2017	1,913	
Quarter ending March 2018	1,866	↓
Quarter ending June 2018	1,893	→
Quarter ending September 2018	1,860	↓
Quarter ending December 2018	1,963	↑
Variance since December 2017	2.6%	↑



ACTIVITY

Cumulative percentage of contracted UDA delivered 2018 & 2019



Month	Adjusted Scheduled Activity (UDA)	
	2018	2019
April	151	-37
May	409	547
June	772	547
July	1,327	889
August	1,327	1,343
September	2,125	1,718
October	2,125	2,305
November	3,066	2,305
December	3,066	2,305
January	3,593	
February	4,179	
March	4,565	
April	4,812	
May	4,873	
June	4,873	

QUALITY

	Quantity	Base Number	Contract	AT	Region	England
% of FP17s for the same patient ID Re-attending within 3 months - Children	10	269	3.7%	10.2%	11.8%	11.8%
% of FP17s for the same patient ID Re-attending within 3 months - Adults	30	711	4.2%	15.4%	16.7%	15.6%
% of FP17s for the same patient ID Re-attending between 3 & 9 months - Children	71	269	26.4%	49.0%	48.6%	58.8%
% of FP17s for the same patient ID Re-attending between 3 & 9 months - Adults	185	711	26.0%	38.7%	39.1%	51.0%
% of FP17s for Band 1 Urgent Courses	68	872	7.8%	10.2%	10.6%	9.0%
% of FP17s Relating to Free Repair or Replacements	0	872	0.0%	0.6%	0.5%	0.8%
% of FP17s Relating to Continuations	6	872	0.7%	0.9%	0.7%	0.9%
% of Patients satisfied with the dentistry they have received	1	1	N/A	91.8%	90.2%	93.2%
% of Patients satisfied with the time they had to wait for an appointment	0	1	N/A	87.2%	85.0%	88.3%

* This is based on patients treated on this contract for their most recent course of treatment. Figures in italics indicate the base number of FP17s or Patient Questionnaire responses are less than 100. N/A is shown where the base number of responses is less than 10 during the period. % is calculated as Quantity/Base number*100

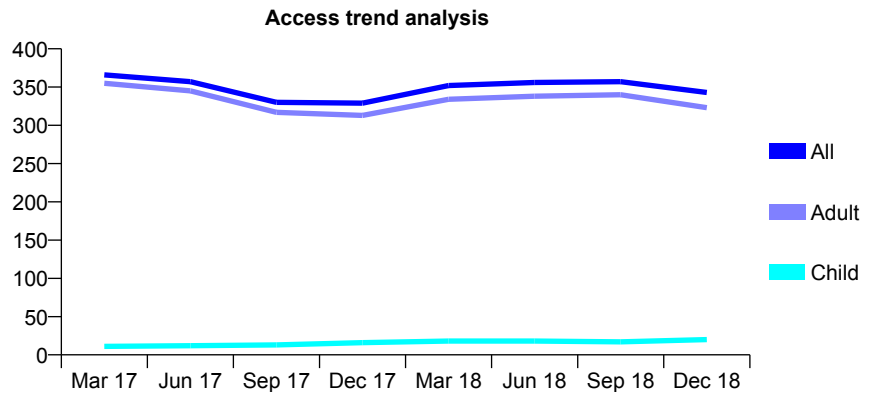
Q63 - Vital Signs At a Glance Contract Report for 354325/0003 - December 2018

Name or company name	MS VN EGEMONYE
Contract type name	PDS Contract
Purpose of contract	General
Contract start date	28/03/2011
Contract end date	31/03/2019

18/19 Contracted general activity (UDA)	1,164
Carry forward general activity (UDA)	0
18/19 Contracted orthodontic activity (UOA)	0
Carry forward orthodontic activity (UOA)	0
Baseline contract value	£63,030.84

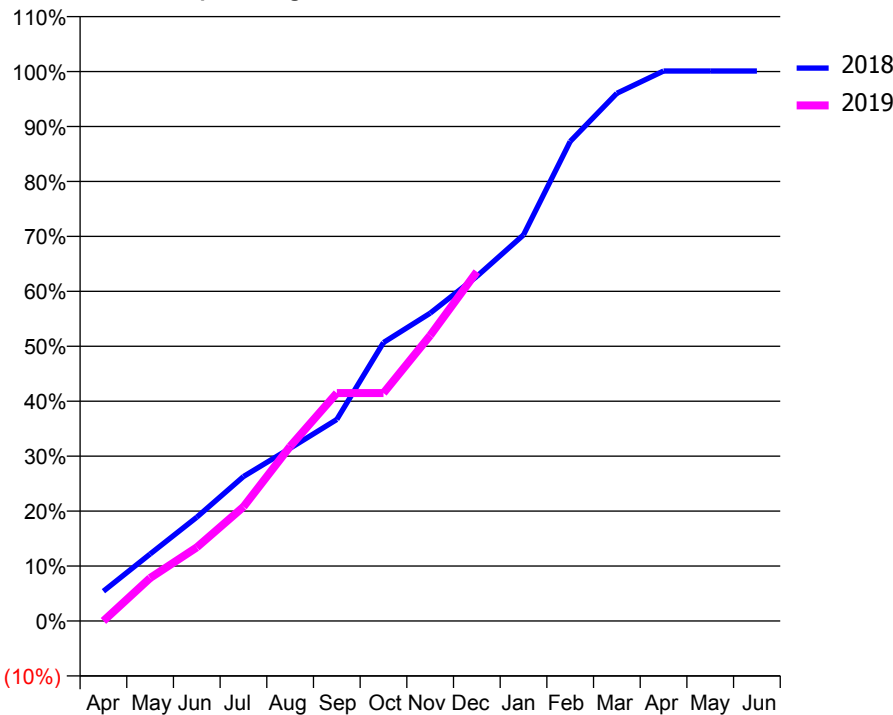
ACCESS*

Patients seen in 24 months	Total	Change since previous quarter
Quarter ending December 2017	329	
Quarter ending March 2018	352	↑
Quarter ending June 2018	356	→
Quarter ending September 2018	357	→
Quarter ending December 2018	343	↓
Variance since December 2017	4.3%	↑



ACTIVITY

Cumulative percentage of contracted UDA delivered 2018 & 2019



Month	Adjusted Scheduled Activity (UDA)	
	2018	2019
April	63	0
May	142	91
June	220	156
July	306	242
August	366	370
September	427	483
October	590	483
November	652	605
December	730	740
January	818	
February	1,016	
March	1,118	
April	1,165	
May	1,165	
June	1,165	

QUALITY

	Quantity	Base Number	Contract	AT	Region	England
% of FP17s for the same patient ID Re-attending within 3 months - Children	0	12	0.0%	10.2%	11.8%	11.8%
% of FP17s for the same patient ID Re-attending within 3 months - Adults	1	200	0.5%	15.4%	16.7%	15.6%
% of FP17s for the same patient ID Re-attending between 3 & 9 months - Children	0	12	0.0%	49.0%	48.6%	58.8%
% of FP17s for the same patient ID Re-attending between 3 & 9 months - Adults	1	200	0.5%	38.7%	39.1%	51.0%
% of FP17s for Band 1 Urgent Courses	0	193	0.0%	10.2%	10.6%	9.0%
% of FP17s Relating to Free Repair or Replacements	0	193	0.0%	0.6%	0.5%	0.8%
% of FP17s Relating to Continuations	0	193	0.0%	0.9%	0.7%	0.9%
% of Patients satisfied with the dentistry they have received	0	0	N/A	91.8%	90.2%	93.2%
% of Patients satisfied with the time they had to wait for an appointment	0	0	N/A	87.2%	85.0%	88.3%

* This is based on patients treated on this contract for their most recent course of treatment. Figures in italics indicate the base number of FP17s or Patient Questionnaire responses are less than 100. N/A is shown where the base number of responses is less than 10 during the period. % is calculated as Quantity/Base number*100

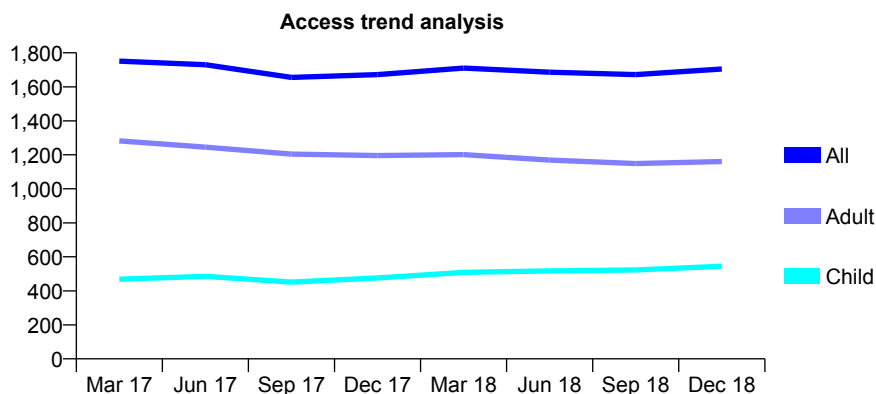
Q63 - Vital Signs At a Glance Contract Report for 360341/0001 - December 2018

Name or company name	MS O SADIQ
Contract type name	GDS Contract
Purpose of contract	General
Contract start date	01/06/2013
Contract end date	

18/19 Contracted general activity (UDA)	4,700
Carry forward general activity (UDA)	0
18/19 Contracted orthodontic activity (UOA)	0
Carry forward orthodontic activity (UOA)	0
Baseline contract value	£163,840.24

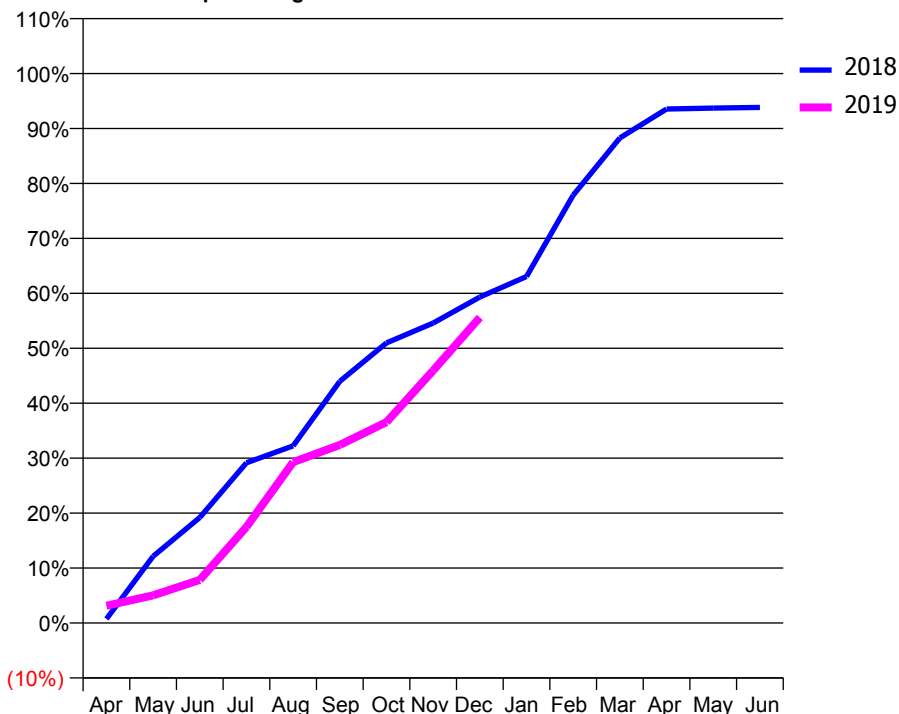
ACCESS*

Patients seen in 24 months	Total	Change since previous quarter
Quarter ending December 2017	1,672	
Quarter ending March 2018	1,710	↑
Quarter ending June 2018	1,686	↓
Quarter ending September 2018	1,672	→
Quarter ending December 2018	1,705	→
Variance since December 2017	2.0%	→



ACTIVITY

Cumulative percentage of contracted UDA delivered 2018 & 2019



Month	Adjusted Scheduled Activity (UDA)	
	2018	2019
April	35	147
May	571	236
June	903	369
July	1,370	821
August	1,515	1,376
September	2,067	1,523
October	2,396	1,718
November	2,566	2,160
December	2,788	2,614
January	2,964	
February	3,659	
March	4,148	
April	4,396	
May	4,404	
June	4,410	

QUALITY

	Quantity	Base Number	Contract	AT	Region	England
% of FP17s for the same patient ID Re-attending within 3 months - Children	31	405	7.7%	10.2%	11.8%	11.8%
% of FP17s for the same patient ID Re-attending within 3 months - Adults	111	805	13.8%	15.4%	16.7%	15.6%
% of FP17s for the same patient ID Re-attending between 3 & 9 months - Children	149	405	36.8%	49.0%	48.6%	58.8%
% of FP17s for the same patient ID Re-attending between 3 & 9 months - Adults	265	805	32.9%	38.7%	39.1%	51.0%
% of FP17s for Band 1 Urgent Courses	39	1,128	3.5%	10.2%	10.6%	9.0%
% of FP17s Relating to Free Repair or Replacements	9	1,128	0.8%	0.6%	0.5%	0.8%
% of FP17s Relating to Continuations	48	1,128	4.3%	0.9%	0.7%	0.9%
% of Patients satisfied with the dentistry they have received	0	0	N/A	91.8%	90.2%	93.2%
% of Patients satisfied with the time they had to wait for an appointment	0	0	N/A	87.2%	85.0%	88.3%

* This is based on patients treated on this contract for their most recent course of treatment. Figures in italics indicate the base number of FP17s or Patient Questionnaire responses are less than 100. N/A is shown where the base number of responses is less than 10 during the period. % is calculated as Quantity/Base number*100

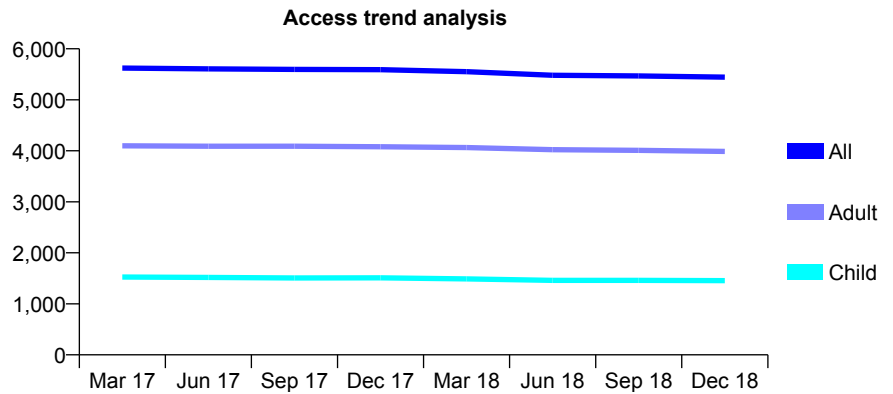
Q63 - Vital Signs At a Glance Contract Report for 361534/0001 - December 2018

Name or company name	MR R JETHA
Contract type name	GDS Contract
Purpose of contract	General
Contract start date	01/02/2011
Contract end date	

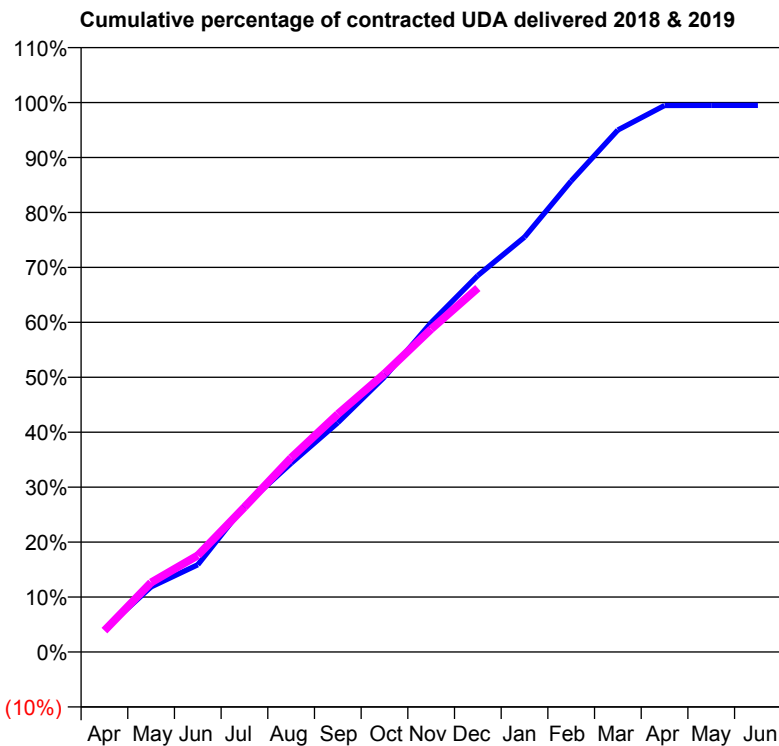
18/19 Contracted general activity (UDA)	12,069
Carry forward general activity (UDA)	62
18/19 Contracted orthodontic activity (UOA)	0
Carry forward orthodontic activity (UOA)	0
Baseline contract value	£277,996.24

ACCESS*

Patients seen in 24 months	Total	Change since previous quarter
Quarter ending December 2017	5,590	
Quarter ending March 2018	5,552	→
Quarter ending June 2018	5,481	↓
Quarter ending September 2018	5,468	→
Quarter ending December 2018	5,444	→
Variance since December 2017	(2.6%)	↓



ACTIVITY



Month	Adjusted Scheduled Activity (UDA)	
	2018	2019
April	490	469
May	1,431	1,528
June	1,916	2,123
July	3,213	3,183
August	4,145	4,265
September	5,035	5,226
October	6,040	6,113
November	7,237	7,092
December	8,269	7,994
January	9,113	
February	10,345	
March	11,466	
April	12,004	
May	12,007	
June	12,007	

QUALITY

	Quantity	Base Number	Contract	AT	Region	England
% of FP17s for the same patient ID Re-attending within 3 months - Children	111	1,722	6.4%	10.2%	11.8%	11.8%
% of FP17s for the same patient ID Re-attending within 3 months - Adults	627	4,015	15.6%	15.4%	16.7%	15.6%
% of FP17s for the same patient ID Re-attending between 3 & 9 months - Children	1,169	1,722	67.9%	49.0%	48.6%	58.8%
% of FP17s for the same patient ID Re-attending between 3 & 9 months - Adults	2,089	4,015	52.0%	38.7%	39.1%	51.0%
% of FP17s for Band 1 Urgent Courses	469	4,743	9.9%	10.2%	10.6%	9.0%
% of FP17s Relating to Free Repair or Replacements	38	4,743	0.8%	0.6%	0.5%	0.8%
% of FP17s Relating to Continuations	19	4,743	0.4%	0.9%	0.7%	0.9%
% of Patients satisfied with the dentistry they have received	1	1	N/A	91.8%	90.2%	93.2%
% of Patients satisfied with the time they had to wait for an appointment	1	1	N/A	87.2%	85.0%	88.3%

* This is based on patients treated on this contract for their most recent course of treatment. Figures in italics indicate the base number of FP17s or Patient Questionnaire responses are less than 100. N/A is shown where the base number of responses is less than 10 during the period. % is calculated as Quantity/Base number*100

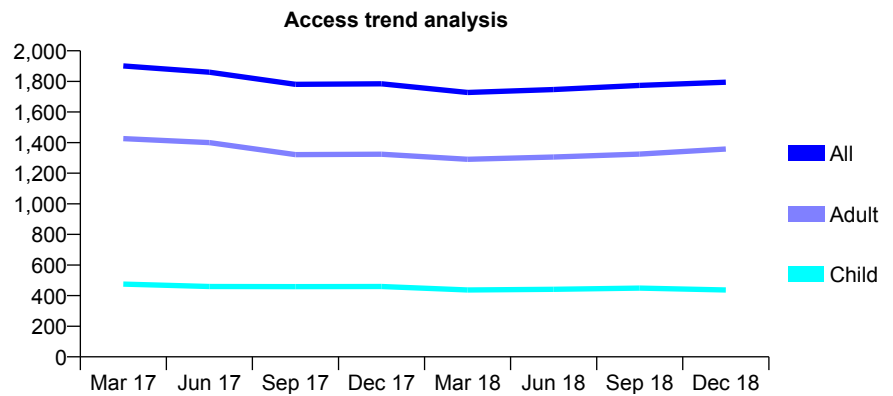
Q63 - Vital Signs At a Glance Contract Report for 381608/0002 - December 2018

Name or company name	Battersea Bridge Dental Practice
Contract type name	GDS Contract
Purpose of contract	General
Contract start date	02/10/2008
Contract end date	

18/19 Contracted general activity (UDA)	9,674
Carry forward general activity (UDA)	0
18/19 Contracted orthodontic activity (UOA)	0
Carry forward orthodontic activity (UOA)	0
Baseline contract value	£265,566.95

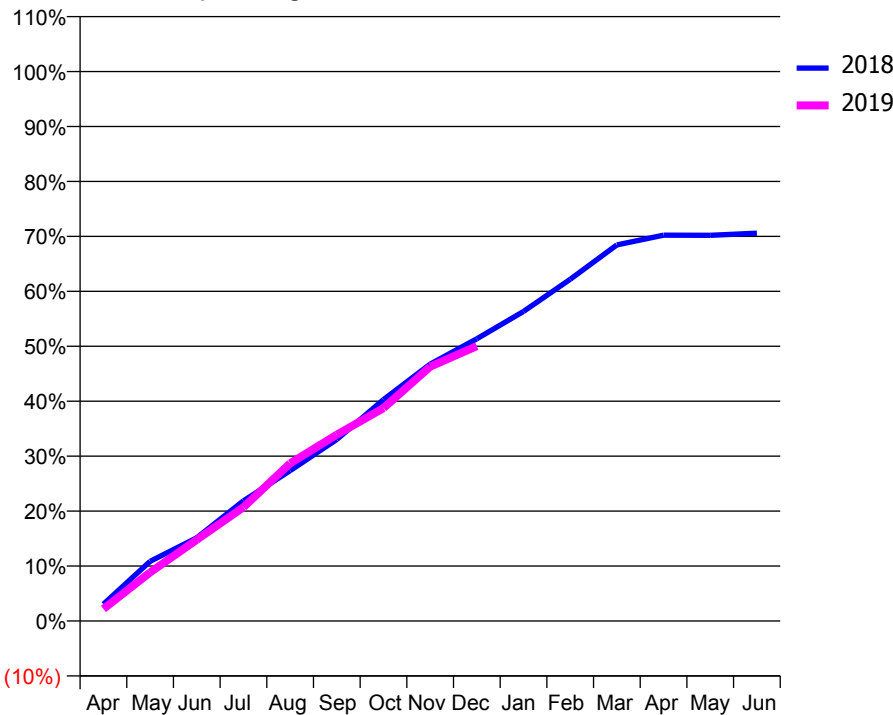
ACCESS*

Patients seen in 24 months	Total	Change since previous quarter
Quarter ending December 2017	1,784	
Quarter ending March 2018	1,728	↓
Quarter ending June 2018	1,747	→
Quarter ending September 2018	1,774	→
Quarter ending December 2018	1,795	→
Variance since December 2017	0.6%	→



ACTIVITY

Cumulative percentage of contracted UDA delivered 2018 & 2019



Month	Adjusted Scheduled Activity (UDA)	
	2018	2019
April	296	213
May	1,049	855
June	1,467	1,430
July	2,116	2,003
August	2,646	2,776
September	3,197	3,281
October	3,899	3,747
November	4,523	4,479
December	4,968	4,839
January	5,450	
February	6,015	
March	6,622	
April	6,792	
May	6,790	
June	6,827	

QUALITY

	Quantity	Base Number	Contract	AT	Region	England
% of FP17s for the same patient ID Re-attending within 3 months - Children	33	406	8.1%	10.2%	11.8%	11.8%
% of FP17s for the same patient ID Re-attending within 3 months - Adults	289	1,289	22.4%	15.4%	16.7%	15.6%
% of FP17s for the same patient ID Re-attending between 3 & 9 months - Children	197	406	48.5%	49.0%	48.6%	58.8%
% of FP17s for the same patient ID Re-attending between 3 & 9 months - Adults	463	1,289	35.9%	38.7%	39.1%	51.0%
% of FP17s for Band 1 Urgent Courses	236	1,595	14.8%	10.2%	10.6%	9.0%
% of FP17s Relating to Free Repair or Replacements	7	1,595	0.4%	0.6%	0.5%	0.8%
% of FP17s Relating to Continuations	1	1,595	0.1%	0.9%	0.7%	0.9%
% of Patients satisfied with the dentistry they have received	1	1	N/A	91.8%	90.2%	93.2%
% of Patients satisfied with the time they had to wait for an appointment	1	1	N/A	87.2%	85.0%	88.3%

* This is based on patients treated on this contract for their most recent course of treatment. Figures in italics indicate the base number of FP17s or Patient Questionnaire responses are less than 100. N/A is shown where the base number of responses is less than 10 during the period. % is calculated as Quantity/Base number*100

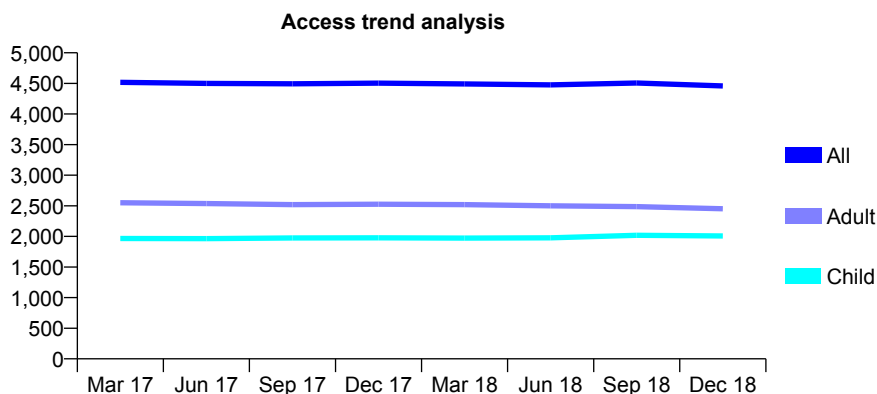
Q63 - Vital Signs At a Glance Contract Report for 390364/0001 - December 2018

Name or company name	Dr Bandish and Associates
Contract type name	GDS Contract
Purpose of contract	General
Contract start date	01/04/2006
Contract end date	

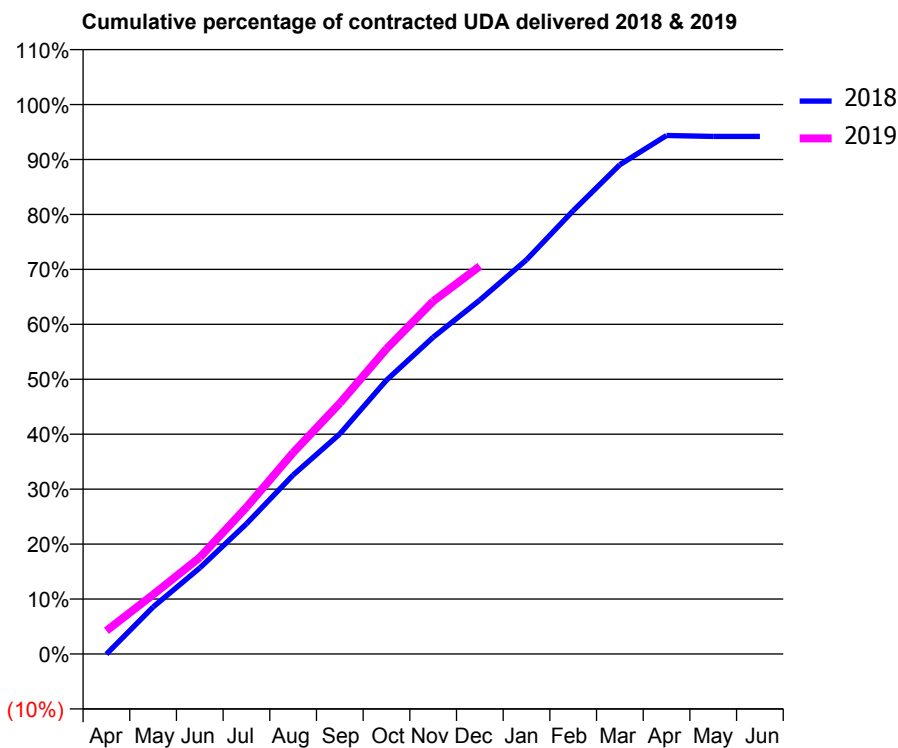
18/19 Contracted general activity (UDA)	13,432
Carry forward general activity (UDA)	0
18/19 Contracted orthodontic activity (UOA)	0
Carry forward orthodontic activity (UOA)	0
Baseline contract value	£350,912.57

ACCESS*

Patients seen in 24 months	Total	Change since previous quarter
Quarter ending December 2017	4,505	
Quarter ending March 2018	4,492	→
Quarter ending June 2018	4,477	→
Quarter ending September 2018	4,506	→
Quarter ending December 2018	4,458	↓
Variance since December 2017	(1.0%)	↓



ACTIVITY



Month	Adjusted Scheduled Activity (UDA)	
	2018	2019
April	-4	570
May	1,150	1,451
June	2,103	2,363
July	3,184	3,586
August	4,375	4,923
September	5,379	6,129
October	6,695	7,459
November	7,742	8,625
December	8,654	9,479
January	9,638	
February	10,836	
March	11,962	
April	12,674	
May	12,653	
June	12,653	

QUALITY

	Quantity	Base Number	Contract	AT	Region	England
% of FP17s for the same patient ID Re-attending within 3 months - Children	103	1,932	5.3%	10.2%	11.8%	11.8%
% of FP17s for the same patient ID Re-attending within 3 months - Adults	307	2,147	14.3%	15.4%	16.7%	15.6%
% of FP17s for the same patient ID Re-attending between 3 & 9 months - Children	924	1,932	47.8%	49.0%	48.6%	58.8%
% of FP17s for the same patient ID Re-attending between 3 & 9 months - Adults	960	2,147	44.7%	38.7%	39.1%	51.0%
% of FP17s for Band 1 Urgent Courses	317	3,875	8.2%	10.2%	10.6%	9.0%
% of FP17s Relating to Free Repair or Replacements	9	3,875	0.2%	0.6%	0.5%	0.8%
% of FP17s Relating to Continuations	9	3,875	0.2%	0.9%	0.7%	0.9%
% of Patients satisfied with the dentistry they have received	1	1	N/A	91.8%	90.2%	93.2%
% of Patients satisfied with the time they had to wait for an appointment	0	1	N/A	87.2%	85.0%	88.3%

* This is based on patients treated on this contract for their most recent course of treatment. Figures in italics indicate the base number of FP17s or Patient Questionnaire responses are less than 100. N/A is shown where the base number of responses is less than 10 during the period. % is calculated as Quantity/Base number*100

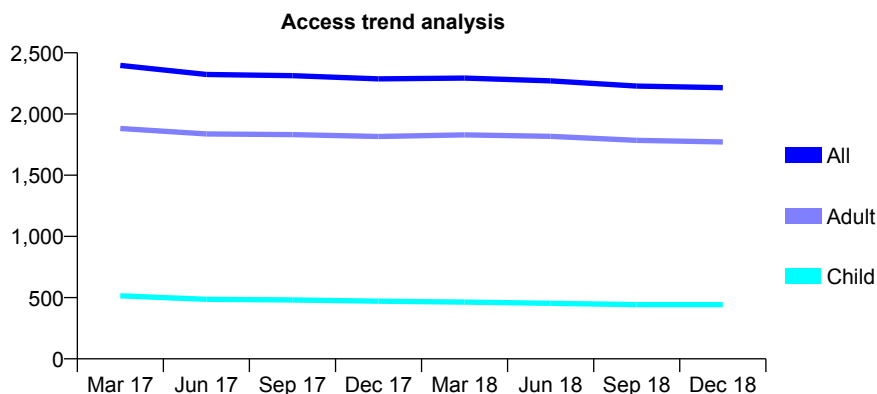
Q63 - Vital Signs At a Glance Contract Report for 394653/0001 - December 2018

Name or company name	MR FE DARTFORD
Contract type name	GDS Contract
Purpose of contract	General
Contract start date	01/05/2007
Contract end date	

18/19 Contracted general activity (UDA)	6,963
Carry forward general activity (UDA)	0
18/19 Contracted orthodontic activity (UOA)	0
Carry forward orthodontic activity (UOA)	0
Baseline contract value	£157,060.72

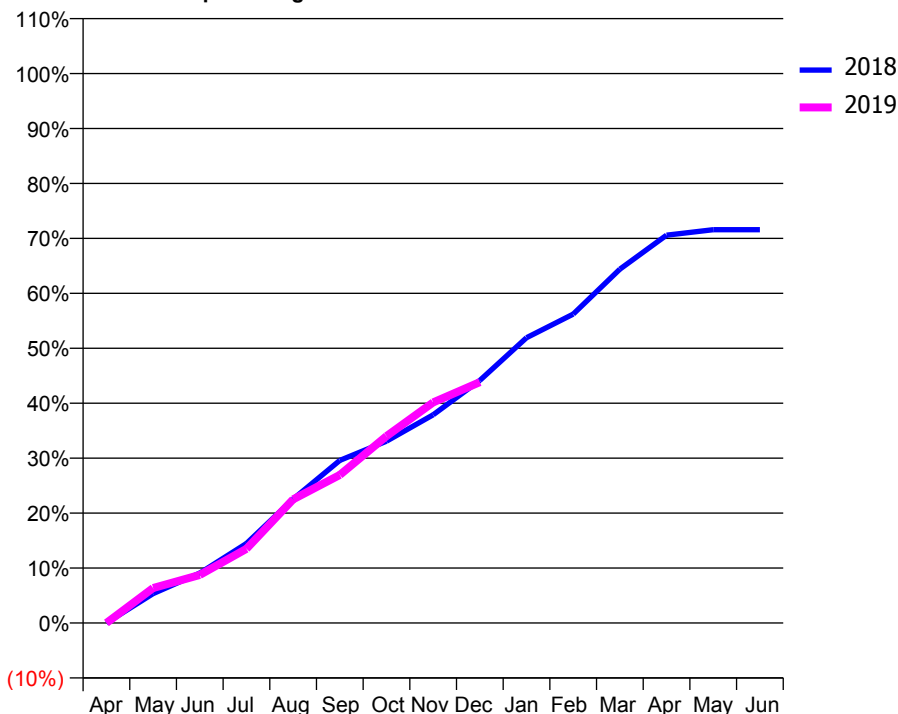
ACCESS*

Patients seen in 24 months	Total	Change since previous quarter
Quarter ending December 2017	2,287	
Quarter ending March 2018	2,294	→
Quarter ending June 2018	2,271	↓
Quarter ending September 2018	2,228	↓
Quarter ending December 2018	2,215	→
Variance since December 2017	(3.1%)	↓



ACTIVITY

Cumulative percentage of contracted UDA delivered 2018 & 2019



Month	Adjusted Scheduled Activity (UDA)	
	2018	2019
April	0	0
May	372	444
June	632	610
July	1,008	940
August	1,570	1,567
September	2,060	1,877
October	2,304	2,367
November	2,638	2,796
December	3,075	3,052
January	3,615	
February	3,914	
March	4,483	
April	4,914	
May	4,984	
June	4,984	

QUALITY

	Quantity	Base Number	Contract	AT	Region	England
% of FP17s for the same patient ID Re-attending within 3 months - Children	15	366	4.1%	10.2%	11.8%	11.8%
% of FP17s for the same patient ID Re-attending within 3 months - Adults	108	1,373	7.9%	15.4%	16.7%	15.6%
% of FP17s for the same patient ID Re-attending between 3 & 9 months - Children	150	366	41.0%	49.0%	48.6%	58.8%
% of FP17s for the same patient ID Re-attending between 3 & 9 months - Adults	581	1,373	42.3%	38.7%	39.1%	51.0%
% of FP17s for Band 1 Urgent Courses	53	1,495	3.5%	10.2%	10.6%	9.0%
% of FP17s Relating to Free Repair or Replacements	2	1,495	0.1%	0.6%	0.5%	0.8%
% of FP17s Relating to Continuations	10	1,495	0.7%	0.9%	0.7%	0.9%
% of Patients satisfied with the dentistry they have received	1	1	N/A	91.8%	90.2%	93.2%
% of Patients satisfied with the time they had to wait for an appointment	0	1	N/A	87.2%	85.0%	88.3%

* This is based on patients treated on this contract for their most recent course of treatment. Figures in italics indicate the base number of FP17s or Patient Questionnaire responses are less than 100. N/A is shown where the base number of responses is less than 10 during the period. % is calculated as Quantity/Base number*100

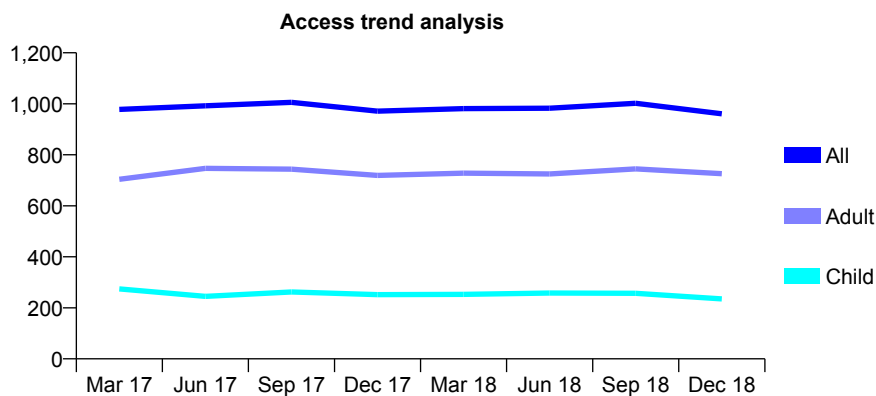
Q63 - Vital Signs At a Glance Contract Report for 395234/0001 - December 2018

Name or company name	MR MZ SHEIKH
Contract type name	GDS Contract
Purpose of contract	General
Contract start date	01/04/2006
Contract end date	

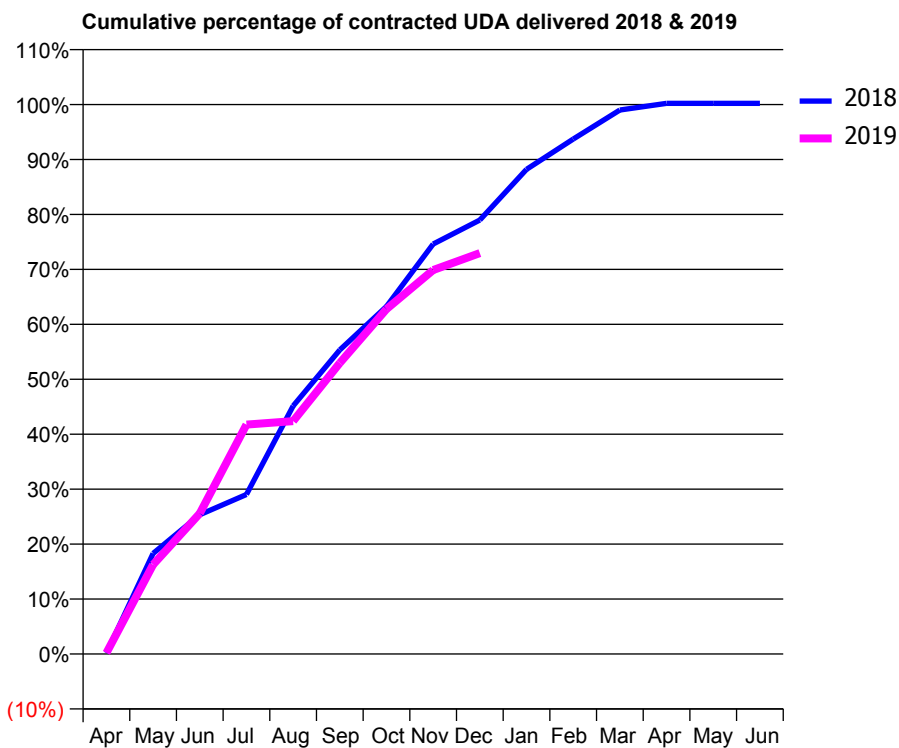
18/19 Contracted general activity (UDA)	2,888
Carry forward general activity (UDA)	-6
18/19 Contracted orthodontic activity (UOA)	0
Carry forward orthodontic activity (UOA)	0
Baseline contract value	£106,270.41

ACCESS*

Patients seen in 24 months	Total	Change since previous quarter
Quarter ending December 2017	971	
Quarter ending March 2018	981	→
Quarter ending June 2018	983	→
Quarter ending September 2018	1,002	→
Quarter ending December 2018	961	↓
Variance since December 2017	(1.0%)	↓



ACTIVITY



Month	Adjusted Scheduled Activity (UDA)	
	2018	2019
April	5	6
May	529	470
June	732	739
July	838	1,206
August	1,304	1,224
September	1,598	1,529
October	1,827	1,812
November	2,154	2,018
December	2,281	2,107
January	2,547	
February	2,706	
March	2,859	
April	2,894	
May	2,894	
June	2,894	

QUALITY

	Quantity	Base Number	Contract	AT	Region	England
% of FP17s for the same patient ID Re-attending within 3 months - Children	10	162	6.2%	10.2%	11.8%	11.8%
% of FP17s for the same patient ID Re-attending within 3 months - Adults	39	465	8.4%	15.4%	16.7%	15.6%
% of FP17s for the same patient ID Re-attending between 3 & 9 months - Children	44	162	27.2%	49.0%	48.6%	58.8%
% of FP17s for the same patient ID Re-attending between 3 & 9 months - Adults	119	465	25.6%	38.7%	39.1%	51.0%
% of FP17s for Band 1 Urgent Courses	26	610	4.3%	10.2%	10.6%	9.0%
% of FP17s Relating to Free Repair or Replacements	8	610	1.3%	0.6%	0.5%	0.8%
% of FP17s Relating to Continuations	8	610	1.3%	0.9%	0.7%	0.9%
% of Patients satisfied with the dentistry they have received	0	0	N/A	91.8%	90.2%	93.2%
% of Patients satisfied with the time they had to wait for an appointment	0	0	N/A	87.2%	85.0%	88.3%

* This is based on patients treated on this contract for their most recent course of treatment. Figures in italics indicate the base number of FP17s or Patient Questionnaire responses are less than 100. N/A is shown where the base number of responses is less than 10 during the period. % is calculated as Quantity/Base number*100

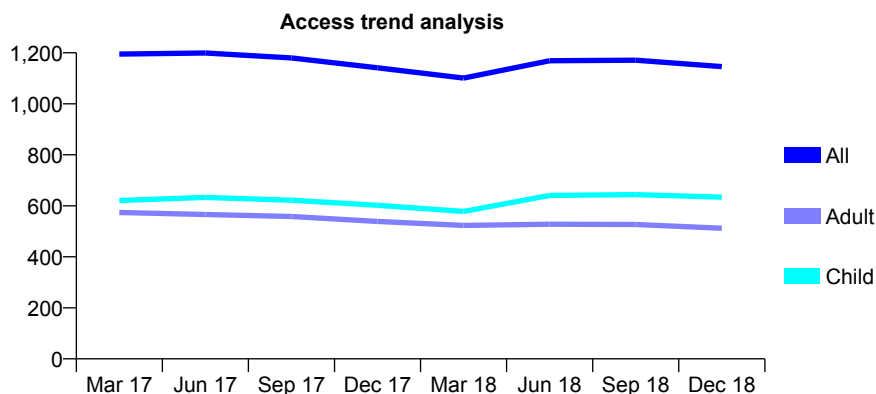
Q63 - Vital Signs At a Glance Contract Report for 395668/0001 - December 2018

Name or company name	Balham Lodge Practice
Contract type name	GDS Contract
Purpose of contract	General
Contract start date	01/04/2006
Contract end date	

18/19 Contracted general activity (UDA)	3,856
Carry forward general activity (UDA)	39
18/19 Contracted orthodontic activity (UOA)	0
Carry forward orthodontic activity (UOA)	0
Baseline contract value	£113,595.15

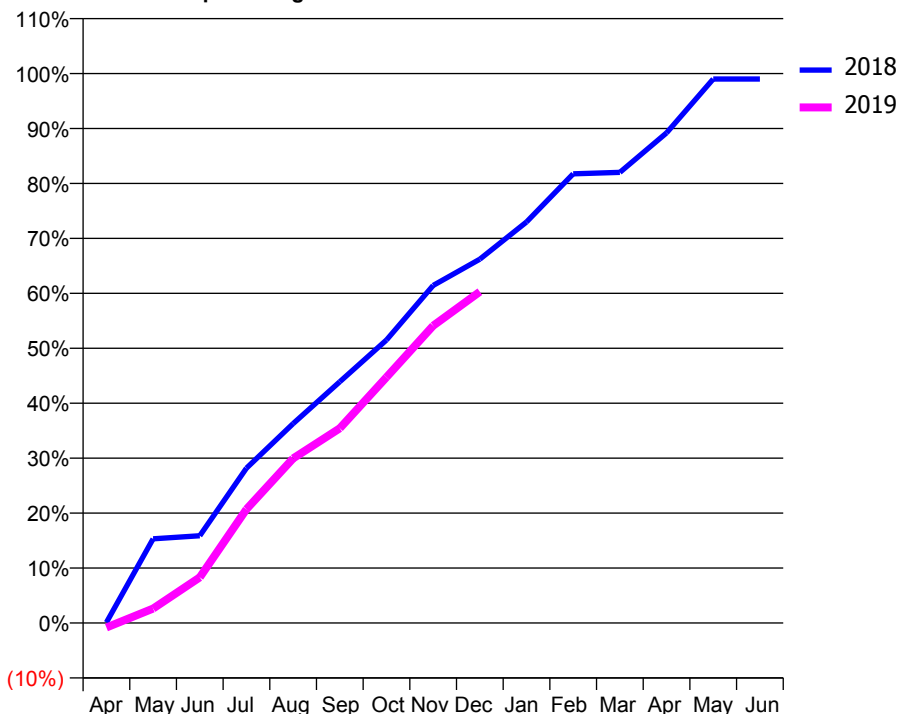
ACCESS*

Patients seen in 24 months	Total	Change since previous quarter
Quarter ending December 2017	1,141	
Quarter ending March 2018	1,101	↓
Quarter ending June 2018	1,169	↑
Quarter ending September 2018	1,171	→
Quarter ending December 2018	1,146	↓
Variance since December 2017	0.4%	→



ACTIVITY

Cumulative percentage of contracted UDA delivered 2018 & 2019



Month	Adjusted Scheduled Activity (UDA)	
	2018	2019
April	4	-32
May	591	102
June	612	320
July	1,087	799
August	1,399	1,155
September	1,693	1,366
October	1,986	1,725
November	2,369	2,087
December	2,554	2,325
January	2,815	
February	3,152	
March	3,162	
April	3,439	
May	3,817	
June	3,817	

QUALITY

	Quantity	Base Number	Contract	AT	Region	England
% of FP17s for the same patient ID Re-attending within 3 months - Children	41	578	7.1%	10.2%	11.8%	11.8%
% of FP17s for the same patient ID Re-attending within 3 months - Adults	85	414	20.5%	15.4%	16.7%	15.6%
% of FP17s for the same patient ID Re-attending between 3 & 9 months - Children	177	578	30.6%	49.0%	48.6%	58.8%
% of FP17s for the same patient ID Re-attending between 3 & 9 months - Adults	117	414	28.3%	38.7%	39.1%	51.0%
% of FP17s for Band 1 Urgent Courses	124	800	15.5%	10.2%	10.6%	9.0%
% of FP17s Relating to Free Repair or Replacements	2	800	0.3%	0.6%	0.5%	0.8%
% of FP17s Relating to Continuations	3	800	0.4%	0.9%	0.7%	0.9%
% of Patients satisfied with the dentistry they have received	0	0	N/A	91.8%	90.2%	93.2%
% of Patients satisfied with the time they had to wait for an appointment	0	0	N/A	87.2%	85.0%	88.3%

* This is based on patients treated on this contract for their most recent course of treatment. Figures in italics indicate the base number of FP17s or Patient Questionnaire responses are less than 100. N/A is shown where the base number of responses is less than 10 during the period. % is calculated as Quantity/Base number*100

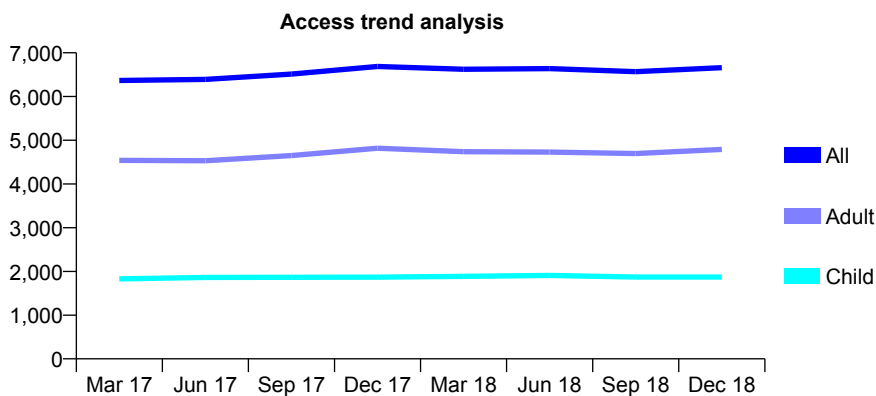
Q63 - Vital Signs At a Glance Contract Report for 397717/0001 - December 2018

Name or company name	MR R KARDEL-TABAR
Contract type name	GDS Contract
Purpose of contract	General
Contract start date	01/08/2008
Contract end date	

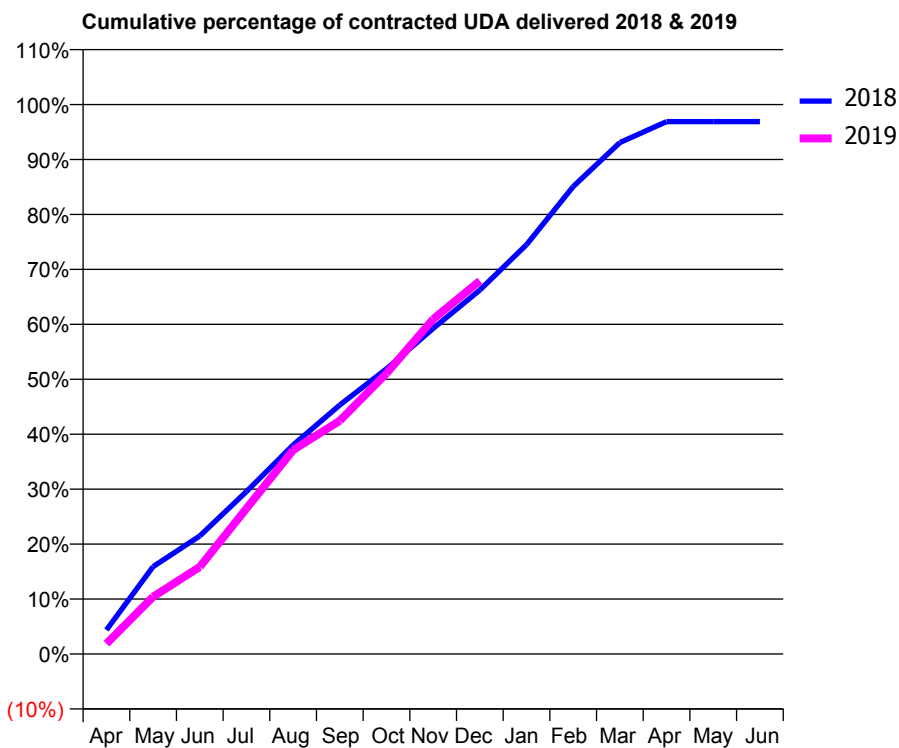
18/19 Contracted general activity (UDA)	16,633
Carry forward general activity (UDA)	520
18/19 Contracted orthodontic activity (UOA)	0
Carry forward orthodontic activity (UOA)	0
Baseline contract value	£423,965.77

ACCESS*

Patients seen in 24 months	Total	Change since previous quarter
Quarter ending December 2017	6,688	
Quarter ending March 2018	6,622	→
Quarter ending June 2018	6,638	→
Quarter ending September 2018	6,568	↓
Quarter ending December 2018	6,659	→
Variance since December 2017	(0.4%)	→



ACTIVITY



Month	Adjusted Scheduled Activity (UDA)	
	2018	2019
April	729	313
May	2,645	1,735
June	3,574	2,638
July	4,919	4,407
August	6,329	6,173
September	7,536	7,061
October	8,633	8,493
November	9,853	10,138
December	11,017	11,297
January	12,391	
February	14,148	
March	15,482	
April	16,113	
May	16,113	
June	16,113	

QUALITY

	Quantity	Base Number	Contract	AT	Region	England
% of FP17s for the same patient ID Re-attending within 3 months - Children	105	1,622	6.5%	10.2%	11.8%	11.8%
% of FP17s for the same patient ID Re-attending within 3 months - Adults	457	3,609	12.7%	15.4%	16.7%	15.6%
% of FP17s for the same patient ID Re-attending between 3 & 9 months - Children	679	1,622	41.9%	49.0%	48.6%	58.8%
% of FP17s for the same patient ID Re-attending between 3 & 9 months - Adults	1,151	3,609	31.9%	38.7%	39.1%	51.0%
% of FP17s for Band 1 Urgent Courses	615	4,966	12.4%	10.2%	10.6%	9.0%
% of FP17s Relating to Free Repair or Replacements	13	4,966	0.3%	0.6%	0.5%	0.8%
% of FP17s Relating to Continuations	16	4,966	0.3%	0.9%	0.7%	0.9%
% of Patients satisfied with the dentistry they have received	2	2	N/A	91.8%	90.2%	93.2%
% of Patients satisfied with the time they had to wait for an appointment	2	2	N/A	87.2%	85.0%	88.3%

* This is based on patients treated on this contract for their most recent course of treatment. Figures in italics indicate the base number of FP17s or Patient Questionnaire responses are less than 100. N/A is shown where the base number of responses is less than 10 during the period. % is calculated as Quantity/Base number*100

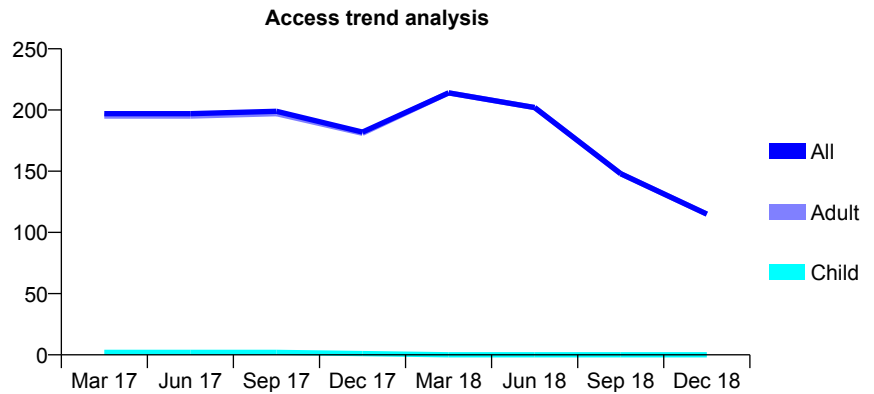
Q63 - Vital Signs At a Glance Contract Report for 397717/0003 - December 2018

Name or company name	MR R KARDEL-TABAR
Contract type name	PDS Contract
Purpose of contract	General
Contract start date	01/06/2013
Contract end date	30/06/2018

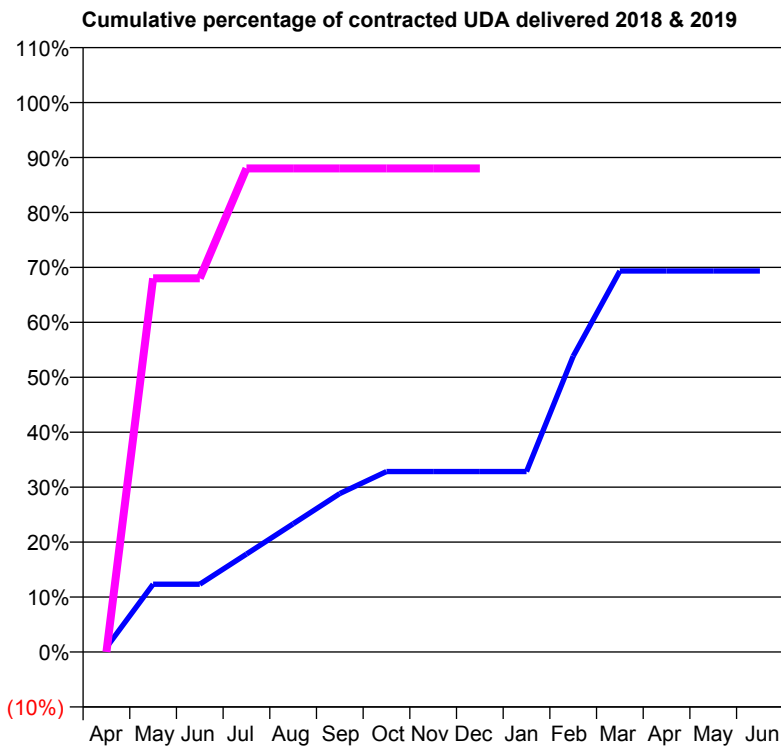
18/19 Contracted general activity (UDA)	150
Carry forward general activity (UDA)	0
18/19 Contracted orthodontic activity (UOA)	0
Carry forward orthodontic activity (UOA)	0
Baseline contract value	£8,133.37

ACCESS*

Patients seen in 24 months	Total	Change since previous quarter
Quarter ending December 2017	182	
Quarter ending March 2018	214	↑
Quarter ending June 2018	202	↓
Quarter ending September 2018	148	↓
Quarter ending December 2018	115	↓
Variance since December 2017	(36.8%)	↓



ACTIVITY



Month	Adjusted Scheduled Activity (UDA)	
	2018	2019
April	5	0
May	74	102
June	74	102
July	107	132
August	140	132
September	173	132
October	197	132
November	197	132
December	197	132
January	197	
February	323	
March	416	
April	416	
May	416	
June	416	

QUALITY

	Quantity	Base Number	Contract	AT	Region	England
% of FP17s for the same patient ID Re-attending within 3 months - Children	0	0	N/A	10.2%	11.8%	11.8%
% of FP17s for the same patient ID Re-attending within 3 months - Adults	0	44	0.0%	15.4%	16.7%	15.6%
% of FP17s for the same patient ID Re-attending between 3 & 9 months - Children	0	0	N/A	49.0%	48.6%	58.8%
% of FP17s for the same patient ID Re-attending between 3 & 9 months - Adults	0	44	0.0%	38.7%	39.1%	51.0%
% of FP17s for Band 1 Urgent Courses	0	44	0.0%	10.2%	10.6%	9.0%
% of FP17s Relating to Free Repair or Replacements	0	44	0.0%	0.6%	0.5%	0.8%
% of FP17s Relating to Continuations	0	44	0.0%	0.9%	0.7%	0.9%
% of Patients satisfied with the dentistry they have received	0	0	N/A	91.8%	90.2%	93.2%
% of Patients satisfied with the time they had to wait for an appointment	0	0	N/A	87.2%	85.0%	88.3%

* This is based on patients treated on this contract for their most recent course of treatment. Figures in italics indicate the base number of FP17s or Patient Questionnaire responses are less than 100. N/A is shown where the base number of responses is less than 10 during the period. % is calculated as Quantity/Base number*100

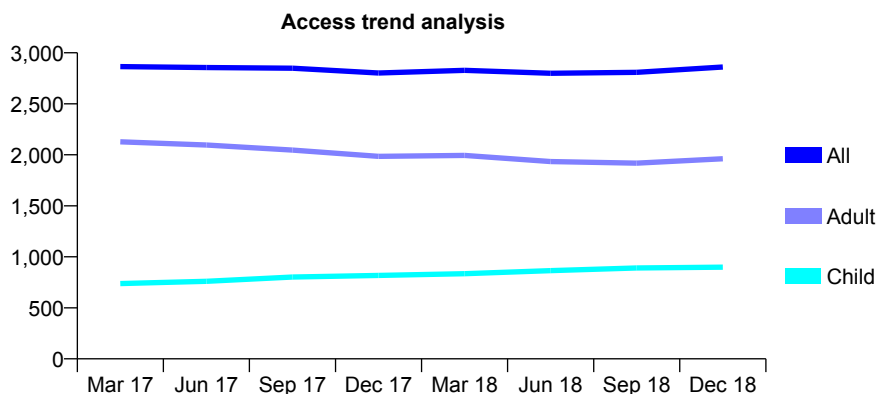
Q63 - Vital Signs At a Glance Contract Report for 397717/0004 - December 2018

Name or company name	MR R KARDEL-TABAR
Contract type name	GDS Contract
Purpose of contract	General
Contract start date	01/10/2014
Contract end date	

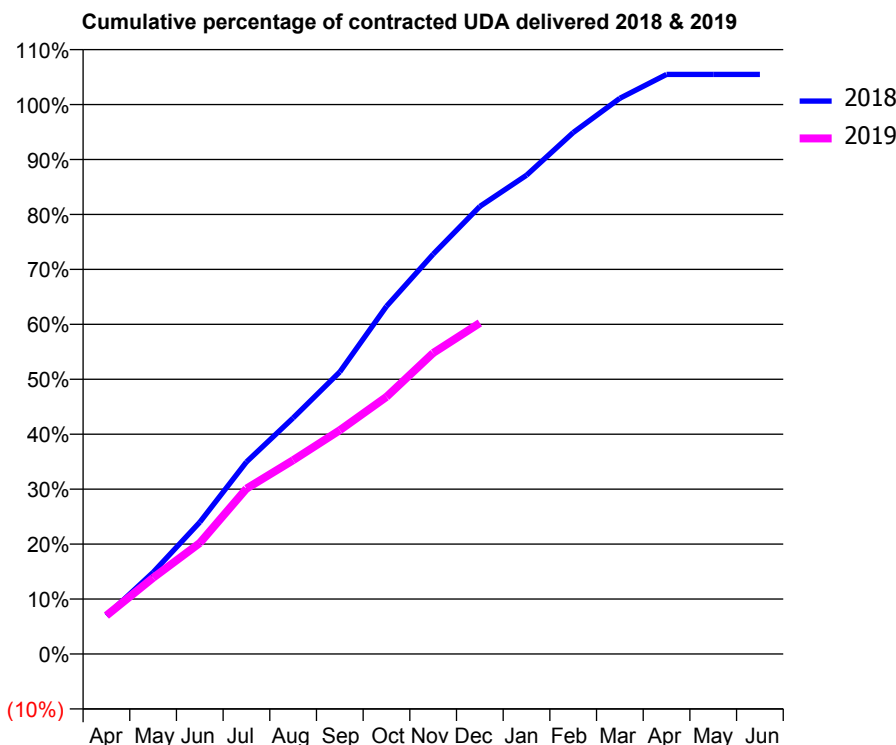
18/19 Contracted general activity (UDA)	6,334
Carry forward general activity (UDA)	-127
18/19 Contracted orthodontic activity (UOA)	0
Carry forward orthodontic activity (UOA)	0
Baseline contract value	£167,664.54

ACCESS*

Patients seen in 24 months	Total	Change since previous quarter
Quarter ending December 2017	2,802	
Quarter ending March 2018	2,828	→
Quarter ending June 2018	2,799	↓
Quarter ending September 2018	2,809	→
Quarter ending December 2018	2,861	→
Variance since December 2017	2.1%	↑



ACTIVITY



Month	Adjusted Scheduled Activity (UDA)	
	2018	2019
April	443	443
May	942	879
June	1,519	1,280
July	2,215	1,906
August	2,722	2,234
September	3,252	2,580
October	4,008	2,964
November	4,609	3,470
December	5,159	3,816
January	5,519	
February	6,011	
March	6,406	
April	6,681	
May	6,681	
June	6,681	

QUALITY

	Quantity	Base Number	Contract	AT	Region	England
% of FP17s for the same patient ID Re-attending within 3 months - Children	44	634	6.9%	10.2%	11.8%	11.8%
% of FP17s for the same patient ID Re-attending within 3 months - Adults	162	1,075	15.1%	15.4%	16.7%	15.6%
% of FP17s for the same patient ID Re-attending between 3 & 9 months - Children	207	634	32.6%	49.0%	48.6%	58.8%
% of FP17s for the same patient ID Re-attending between 3 & 9 months - Adults	236	1,075	22.0%	38.7%	39.1%	51.0%
% of FP17s for Band 1 Urgent Courses	385	1,602	24.0%	10.2%	10.6%	9.0%
% of FP17s Relating to Free Repair or Replacements	1	1,602	0.1%	0.6%	0.5%	0.8%
% of FP17s Relating to Continuations	0	1,602	0.0%	0.9%	0.7%	0.9%
% of Patients satisfied with the dentistry they have received	1	1	N/A	91.8%	90.2%	93.2%
% of Patients satisfied with the time they had to wait for an appointment	1	1	N/A	87.2%	85.0%	88.3%

* This is based on patients treated on this contract for their most recent course of treatment. Figures in italics indicate the base number of FP17s or Patient Questionnaire responses are less than 100. N/A is shown where the base number of responses is less than 10 during the period. % is calculated as Quantity/Base number*100

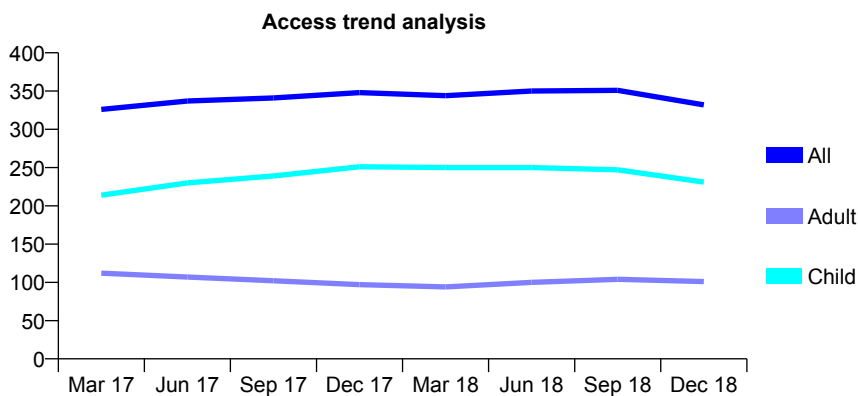
Q63 - Vital Signs At a Glance Contract Report for 559083/0005 - December 2018

Name or company name	MR VS SEHMI
Contract type name	GDS Contract
Purpose of contract	General
Contract start date	23/01/2012
Contract end date	

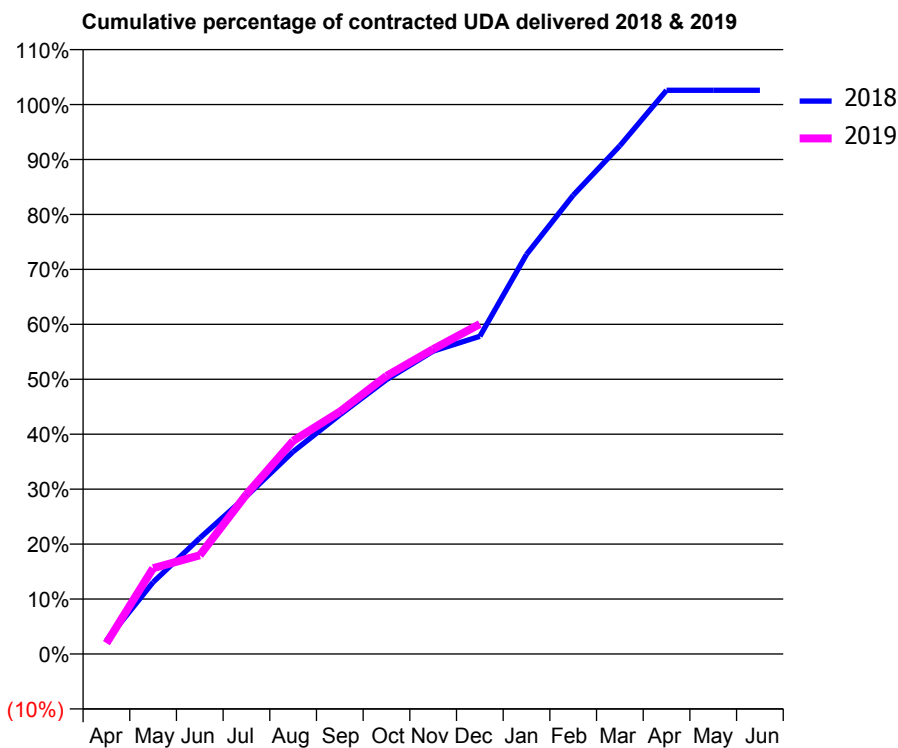
18/19 Contracted general activity (UDA)	859
Carry forward general activity (UDA)	-17
18/19 Contracted orthodontic activity (UOA)	0
Carry forward orthodontic activity (UOA)	0
Baseline contract value	£19,913.06

ACCESS*

Patients seen in 24 months	Total	Change since previous quarter
Quarter ending December 2017	348	
Quarter ending March 2018	344	↓
Quarter ending June 2018	350	→
Quarter ending September 2018	351	→
Quarter ending December 2018	332	↓
Variance since December 2017	(4.6%)	↓



ACTIVITY



Month	Adjusted Scheduled Activity (UDA)	
	2018	2019
April	21	17
May	112	134
June	181	154
July	247	250
August	316	333
September	374	379
October	429	435
November	473	477
December	497	516
January	625	
February	717	
March	795	
April	881	
May	881	
June	881	

QUALITY

	Quantity	Base Number	Contract	AT	Region	England
% of FP17s for the same patient ID Re-attending within 3 months - Children	28	219	12.8%	10.2%	11.8%	11.8%
% of FP17s for the same patient ID Re-attending within 3 months - Adults	14	65	21.5%	15.4%	16.7%	15.6%
% of FP17s for the same patient ID Re-attending between 3 & 9 months - Children	95	219	43.4%	49.0%	48.6%	58.8%
% of FP17s for the same patient ID Re-attending between 3 & 9 months - Adults	21	65	32.3%	38.7%	39.1%	51.0%
% of FP17s for Band 1 Urgent Courses	23	248	9.3%	10.2%	10.6%	9.0%
% of FP17s Relating to Free Repair or Replacements	0	248	0.0%	0.6%	0.5%	0.8%
% of FP17s Relating to Continuations	0	248	0.0%	0.9%	0.7%	0.9%
% of Patients satisfied with the dentistry they have received	0	0	N/A	91.8%	90.2%	93.2%
% of Patients satisfied with the time they had to wait for an appointment	0	0	N/A	87.2%	85.0%	88.3%

* This is based on patients treated on this contract for their most recent course of treatment. Figures in italics indicate the base number of FP17s or Patient Questionnaire responses are less than 100. N/A is shown where the base number of responses is less than 10 during the period. % is calculated as Quantity/Base number*100

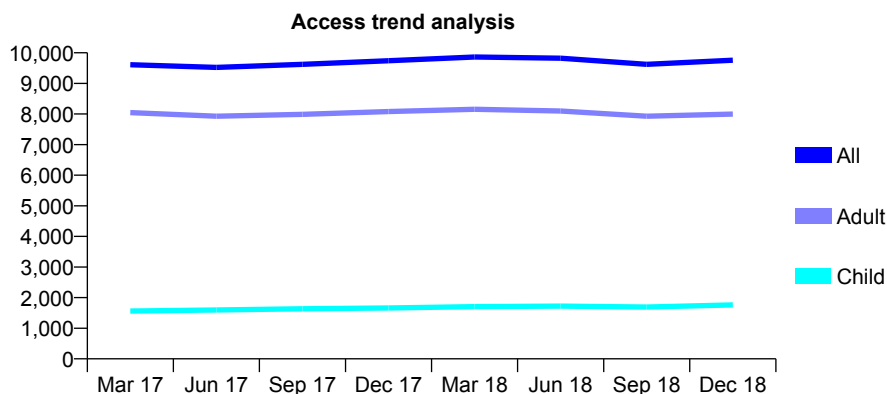
Q63 - Vital Signs At a Glance Contract Report for 559350/0001 - December 2018

Name or company name	MR S SURENDRA
Contract type name	GDS Contract
Purpose of contract	General
Contract start date	01/04/2006
Contract end date	

18/19 Contracted general activity (UDA)	24,100
Carry forward general activity (UDA)	243
18/19 Contracted orthodontic activity (UOA)	0
Carry forward orthodontic activity (UOA)	0
Baseline contract value	£737,540.94

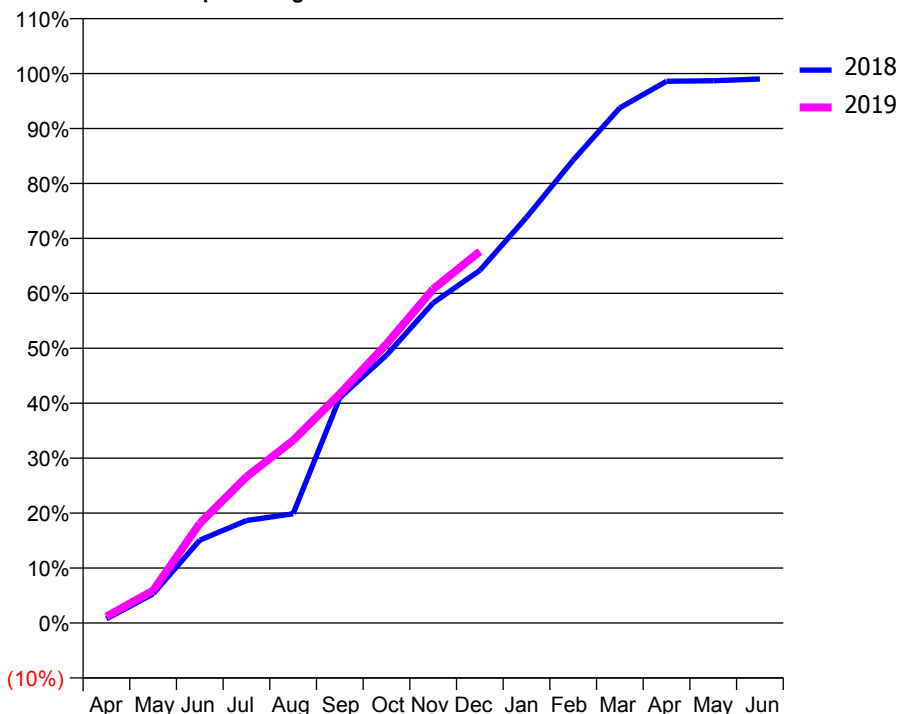
ACCESS*

Patients seen in 24 months	Total	Change since previous quarter
Quarter ending December 2017	9,740	
Quarter ending March 2018	9,864	→
Quarter ending June 2018	9,823	→
Quarter ending September 2018	9,621	↓
Quarter ending December 2018	9,760	→
Variance since December 2017	0.2%	→



ACTIVITY

Cumulative percentage of contracted UDA delivered 2018 & 2019



Month	Adjusted Scheduled Activity (UDA)	
	2018	2019
April	185	285
May	1,277	1,425
June	3,632	4,373
July	4,495	6,411
August	4,792	8,010
September	9,883	10,051
October	11,747	12,237
November	14,039	14,647
December	15,463	16,295
January	17,794	
February	20,302	
March	22,598	
April	23,757	
May	23,785	
June	23,857	

QUALITY

	Quantity	Base Number	Contract	AT	Region	England
% of FP17s for the same patient ID Re-attending within 3 months - Children	127	1,685	7.5%	10.2%	11.8%	11.8%
% of FP17s for the same patient ID Re-attending within 3 months - Adults	677	5,993	11.3%	15.4%	16.7%	15.6%
% of FP17s for the same patient ID Re-attending between 3 & 9 months - Children	819	1,685	48.6%	49.0%	48.6%	58.8%
% of FP17s for the same patient ID Re-attending between 3 & 9 months - Adults	2,092	5,993	34.9%	38.7%	39.1%	51.0%
% of FP17s for Band 1 Urgent Courses	489	7,155	6.8%	10.2%	10.6%	9.0%
% of FP17s Relating to Free Repair or Replacements	5	7,155	0.1%	0.6%	0.5%	0.8%
% of FP17s Relating to Continuations	30	7,155	0.4%	0.9%	0.7%	0.9%
% of Patients satisfied with the dentistry they have received	1	1	N/A	91.8%	90.2%	93.2%
% of Patients satisfied with the time they had to wait for an appointment	1	1	N/A	87.2%	85.0%	88.3%

* This is based on patients treated on this contract for their most recent course of treatment. Figures in italics indicate the base number of FP17s or Patient Questionnaire responses are less than 100. N/A is shown where the base number of responses is less than 10 during the period. % is calculated as Quantity/Base number*100

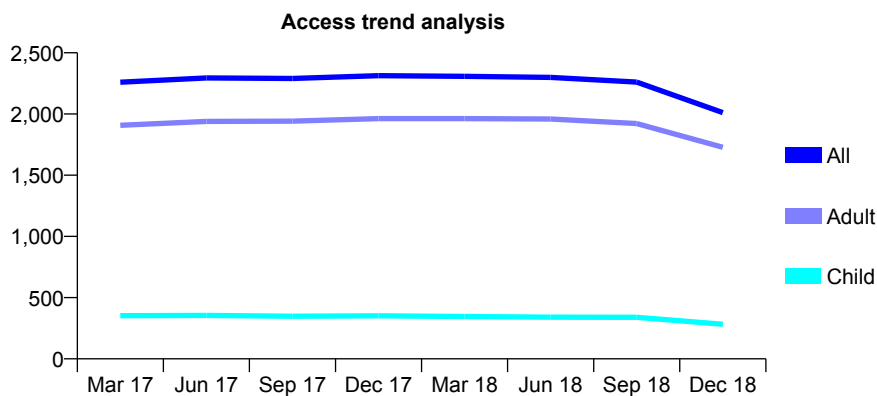
Q63 - Vital Signs At a Glance Contract Report for 565164/0001 - December 2018

Name or company name	MISS P SARGENT
Contract type name	GDS Contract
Purpose of contract	General
Contract start date	01/04/2006
Contract end date	31/10/2018

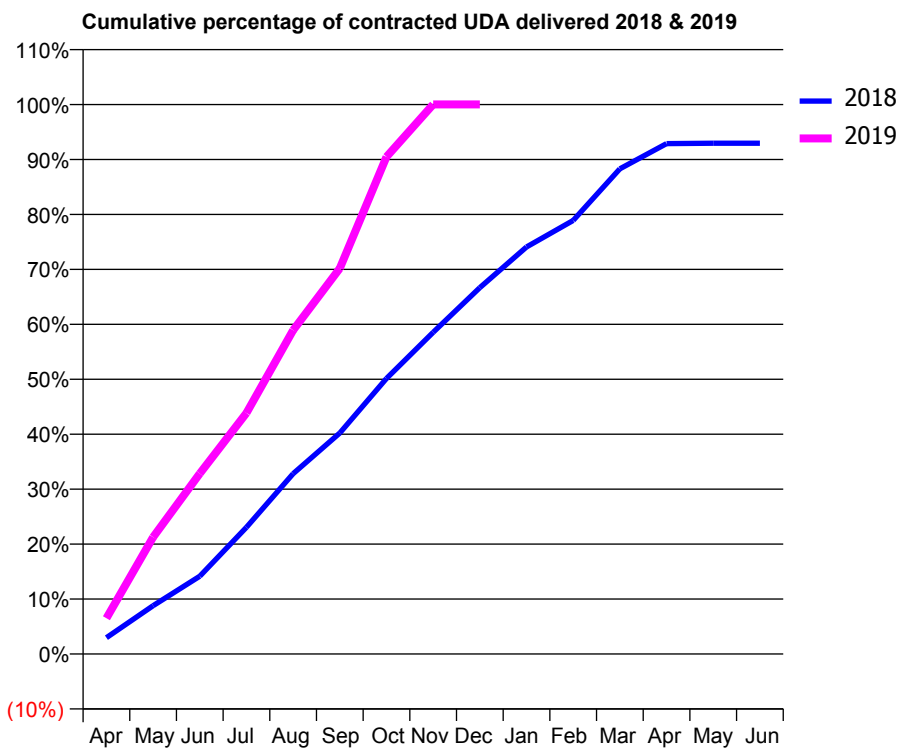
18/19 Contracted general activity (UDA)	4,108
Carry forward general activity (UDA)	0
18/19 Contracted orthodontic activity (UOA)	0
Carry forward orthodontic activity (UOA)	0
Baseline contract value	£85,804.90

ACCESS*

Patients seen in 24 months	Total	Change since previous quarter
Quarter ending December 2017	2,313	
Quarter ending March 2018	2,308	→
Quarter ending June 2018	2,299	→
Quarter ending September 2018	2,261	↓
Quarter ending December 2018	2,011	↓
Variance since December 2017	(13.1%)	↓



ACTIVITY



Adjusted Scheduled Activity (UDA)		
Month	2018	2019
April	199	267
May	590	874
June	949	1,350
July	1,545	1,802
August	2,198	2,421
September	2,694	2,883
October	3,360	3,717
November	3,923	4,109
December	4,468	4,109
January	4,964	
February	5,286	
March	5,916	
April	6,223	
May	6,228	
June	6,228	

QUALITY

	Quantity	Base Number	Contract	AT	Region	England
% of FP17s for the same patient ID Re-attending within 3 months - Children	7	362	1.9%	10.2%	11.8%	11.8%
% of FP17s for the same patient ID Re-attending within 3 months - Adults	249	2,089	11.9%	15.4%	16.7%	15.6%
% of FP17s for the same patient ID Re-attending between 3 & 9 months - Children	211	362	58.3%	49.0%	48.6%	58.8%
% of FP17s for the same patient ID Re-attending between 3 & 9 months - Adults	1,171	2,089	56.1%	38.7%	39.1%	51.0%
% of FP17s for Band 1 Urgent Courses	146	2,302	6.3%	10.2%	10.6%	9.0%
% of FP17s Relating to Free Repair or Replacements	0	2,302	0.0%	0.6%	0.5%	0.8%
% of FP17s Relating to Continuations	22	2,302	1.0%	0.9%	0.7%	0.9%
% of Patients satisfied with the dentistry they have received	2	2	N/A	91.8%	90.2%	93.2%
% of Patients satisfied with the time they had to wait for an appointment	2	2	N/A	87.2%	85.0%	88.3%

* This is based on patients treated on this contract for their most recent course of treatment. Figures in italics indicate the base number of FP17s or Patient Questionnaire responses are less than 100. N/A is shown where the base number of responses is less than 10 during the period. % is calculated as Quantity/Base number*100

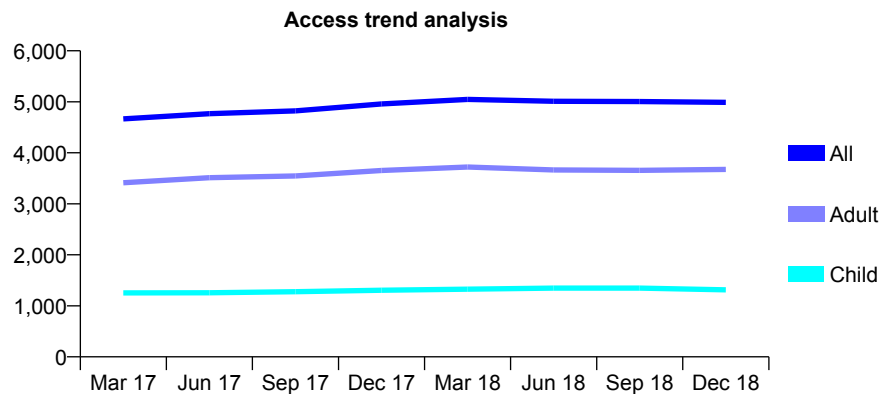
Q63 - Vital Signs At a Glance Contract Report for 566470/0001 - December 2018

Name or company name	MISS D OZA
Contract type name	GDS Contract
Purpose of contract	General
Contract start date	01/04/2006
Contract end date	

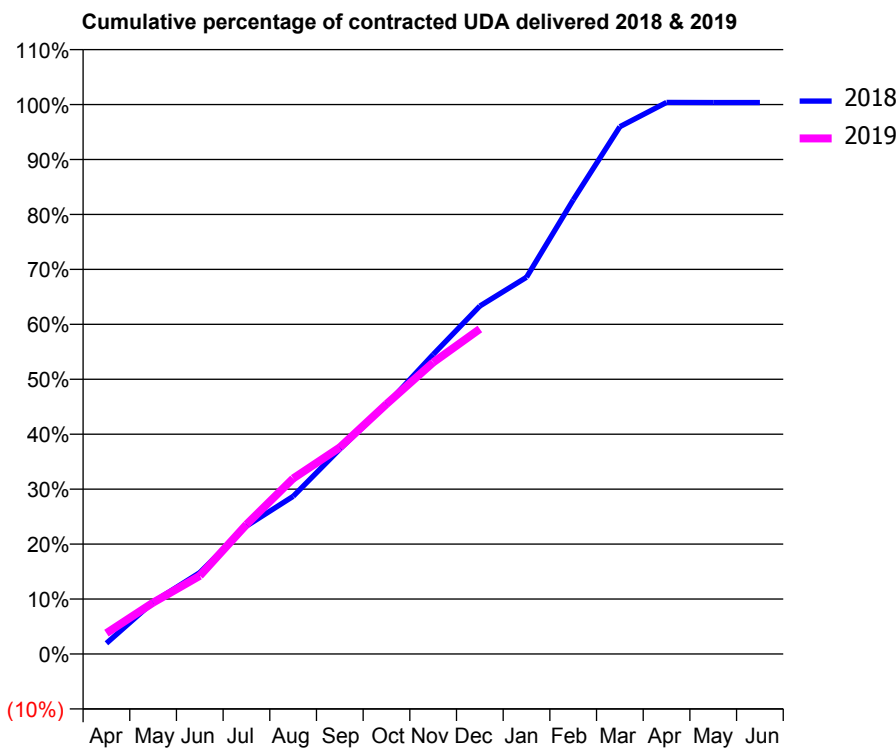
18/19 Contracted general activity (UDA)	13,874
Carry forward general activity (UDA)	-51
18/19 Contracted orthodontic activity (UOA)	0
Carry forward orthodontic activity (UOA)	0
Baseline contract value	£363,568.70

ACCESS*

Patients seen in 24 months	Total	Change since previous quarter
Quarter ending December 2017	4,958	
Quarter ending March 2018	5,048	→
Quarter ending June 2018	5,011	→
Quarter ending September 2018	5,004	→
Quarter ending December 2018	4,990	→
Variance since December 2017	0.6%	→



ACTIVITY



Month	Adjusted Scheduled Activity (UDA)	
	2018	2019
April	273	528
May	1,313	1,298
June	2,054	1,975
July	3,231	3,270
August	3,982	4,431
September	5,171	5,218
October	6,297	6,310
November	7,565	7,361
December	8,785	8,206
January	9,512	
February	11,464	
March	13,315	
April	13,926	
May	13,925	
June	13,925	

QUALITY

	Quantity	Base Number	Contract	AT	Region	England
% of FP17s for the same patient ID Re-attending within 3 months - Children	62	1,146	5.4%	10.2%	11.8%	11.8%
% of FP17s for the same patient ID Re-attending within 3 months - Adults	303	2,742	11.1%	15.4%	16.7%	15.6%
% of FP17s for the same patient ID Re-attending between 3 & 9 months - Children	581	1,146	50.7%	49.0%	48.6%	58.8%
% of FP17s for the same patient ID Re-attending between 3 & 9 months - Adults	1,165	2,742	42.5%	38.7%	39.1%	51.0%
% of FP17s for Band 1 Urgent Courses	248	3,679	6.7%	10.2%	10.6%	9.0%
% of FP17s Relating to Free Repair or Replacements	12	3,679	0.3%	0.6%	0.5%	0.8%
% of FP17s Relating to Continuations	7	3,679	0.2%	0.9%	0.7%	0.9%
% of Patients satisfied with the dentistry they have received	0	0	N/A	91.8%	90.2%	93.2%
% of Patients satisfied with the time they had to wait for an appointment	0	0	N/A	87.2%	85.0%	88.3%

* This is based on patients treated on this contract for their most recent course of treatment. Figures in italics indicate the base number of FP17s or Patient Questionnaire responses are less than 100. N/A is shown where the base number of responses is less than 10 during the period. % is calculated as Quantity/Base number*100

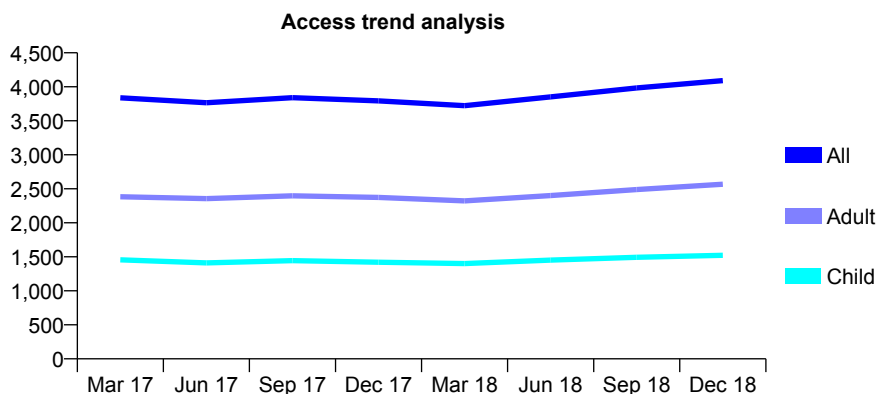
Q63 - Vital Signs At a Glance Contract Report for 567159/0002 - December 2018

Name or company name	K Sachdev, A Sachdev, M Sachdev, N Sac
Contract type name	GDS Contract
Purpose of contract	General
Contract start date	01/04/2006
Contract end date	

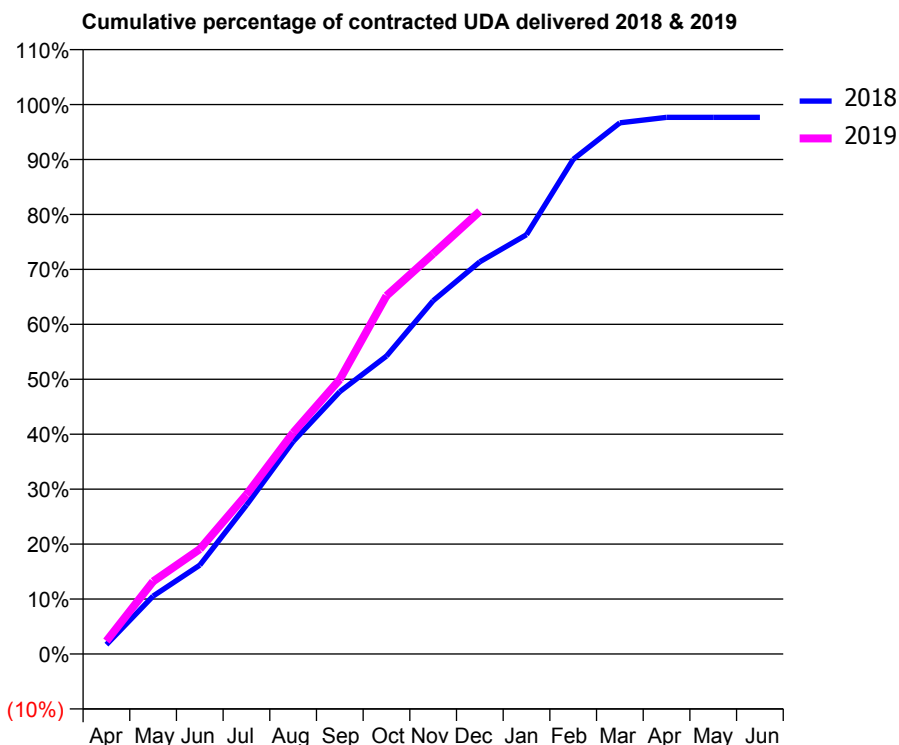
18/19 Contracted general activity (UDA)	8,750
Carry forward general activity (UDA)	205
18/19 Contracted orthodontic activity (UOA)	0
Carry forward orthodontic activity (UOA)	0
Baseline contract value	£294,668.84

ACCESS*

Patients seen in 24 months	Total	Change since previous quarter
Quarter ending December 2017	3,794	
Quarter ending March 2018	3,723	↓
Quarter ending June 2018	3,852	↑
Quarter ending September 2018	3,983	↑
Quarter ending December 2018	4,091	↑
Variance since December 2017	7.8%	↑



ACTIVITY



Month	Adjusted Scheduled Activity (UDA)	
	2018	2019
April	150	208
May	922	1,156
June	1,416	1,670
July	2,371	2,539
August	3,383	3,524
September	4,178	4,374
October	4,745	5,705
November	5,625	6,373
December	6,245	7,052
January	6,676	
February	7,876	
March	8,457	
April	8,545	
May	8,545	
June	8,545	

QUALITY

	Quantity	Base Number	Contract	AT	Region	England
% of FP17s for the same patient ID Re-attending within 3 months - Children	134	1,486	9.0%	10.2%	11.8%	11.8%
% of FP17s for the same patient ID Re-attending within 3 months - Adults	275	1,809	15.2%	15.4%	16.7%	15.6%
% of FP17s for the same patient ID Re-attending between 3 & 9 months - Children	671	1,486	45.2%	49.0%	48.6%	58.8%
% of FP17s for the same patient ID Re-attending between 3 & 9 months - Adults	412	1,809	22.8%	38.7%	39.1%	51.0%
% of FP17s for Band 1 Urgent Courses	433	3,258	13.3%	10.2%	10.6%	9.0%
% of FP17s Relating to Free Repair or Replacements	5	3,258	0.2%	0.6%	0.5%	0.8%
% of FP17s Relating to Continuations	40	3,258	1.2%	0.9%	0.7%	0.9%
% of Patients satisfied with the dentistry they have received	1	1	N/A	91.8%	90.2%	93.2%
% of Patients satisfied with the time they had to wait for an appointment	1	1	N/A	87.2%	85.0%	88.3%

* This is based on patients treated on this contract for their most recent course of treatment. Figures in italics indicate the base number of FP17s or Patient Questionnaire responses are less than 100. N/A is shown where the base number of responses is less than 10 during the period. % is calculated as Quantity/Base number*100

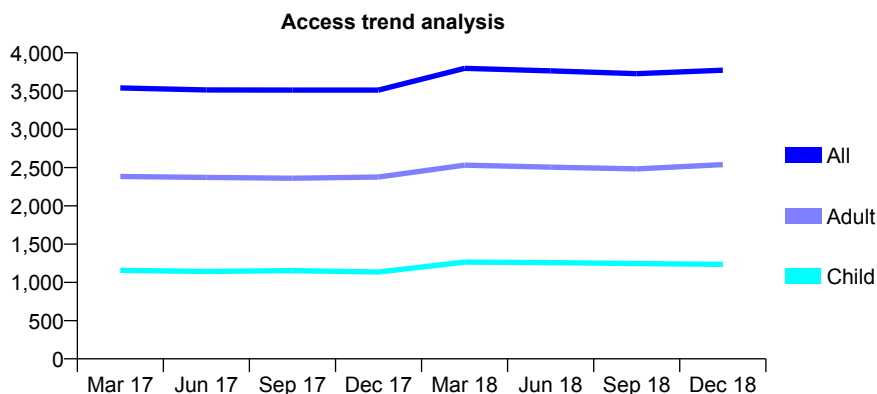
Q63 - Vital Signs At a Glance Contract Report for 567159/0003 - December 2018

Name or company name	K Sachdev, A Sachdev, M Sachdev, N Sac
Contract type name	GDS Contract
Purpose of contract	General
Contract start date	01/04/2006
Contract end date	

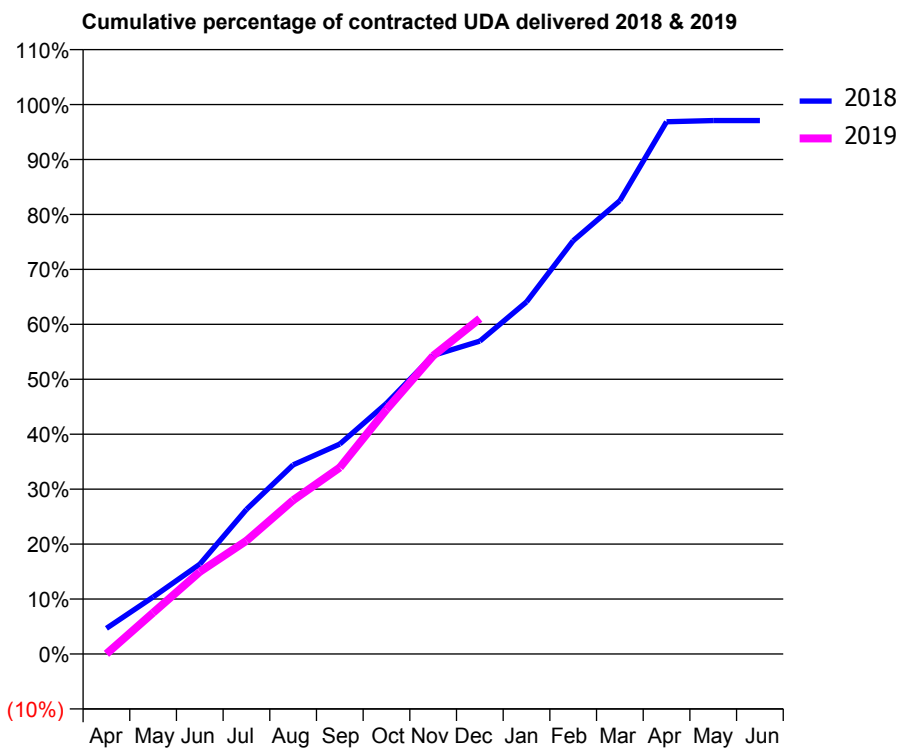
18/19 Contracted general activity (UDA)	12,000
Carry forward general activity (UDA)	352
18/19 Contracted orthodontic activity (UOA)	0
Carry forward orthodontic activity (UOA)	0
Baseline contract value	£376,557.03

ACCESS*

Patients seen in 24 months	Total	Change since previous quarter
Quarter ending December 2017	3,513	
Quarter ending March 2018	3,797	↑
Quarter ending June 2018	3,763	→
Quarter ending September 2018	3,728	→
Quarter ending December 2018	3,773	→
Variance since December 2017	7.4%	↑



ACTIVITY



Month	Adjusted Scheduled Activity (UDA)	
	2018	2019
April	559	6
May	1,244	901
June	1,962	1,795
July	3,159	2,472
August	4,132	3,358
September	4,585	4,072
October	5,474	5,340
November	6,522	6,512
December	6,832	7,325
January	7,689	
February	9,026	
March	9,900	
April	11,624	
May	11,648	
June	11,648	

QUALITY

	Quantity	Base Number	Contract	AT	Region	England
% of FP17s for the same patient ID Re-attending within 3 months - Children	93	1,208	7.7%	10.2%	11.8%	11.8%
% of FP17s for the same patient ID Re-attending within 3 months - Adults	431	2,071	20.8%	15.4%	16.7%	15.6%
% of FP17s for the same patient ID Re-attending between 3 & 9 months - Children	419	1,208	34.7%	49.0%	48.6%	58.8%
% of FP17s for the same patient ID Re-attending between 3 & 9 months - Adults	515	2,071	24.9%	38.7%	39.1%	51.0%
% of FP17s for Band 1 Urgent Courses	584	2,730	21.4%	10.2%	10.6%	9.0%
% of FP17s Relating to Free Repair or Replacements	20	2,730	0.7%	0.6%	0.5%	0.8%
% of FP17s Relating to Continuations	46	2,730	1.7%	0.9%	0.7%	0.9%
% of Patients satisfied with the dentistry they have received	0	0	N/A	91.8%	90.2%	93.2%
% of Patients satisfied with the time they had to wait for an appointment	0	0	N/A	87.2%	85.0%	88.3%

* This is based on patients treated on this contract for their most recent course of treatment. Figures in italics indicate the base number of FP17s or Patient Questionnaire responses are less than 100. N/A is shown where the base number of responses is less than 10 during the period. % is calculated as Quantity/Base number*100

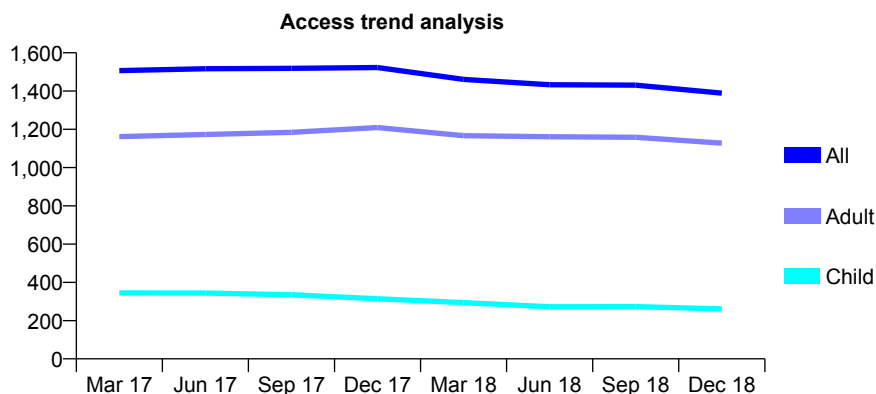
Q63 - Vital Signs At a Glance Contract Report for 567280/0001 - December 2018

Name or company name	MR NL WATERS
Contract type name	GDS Contract
Purpose of contract	General
Contract start date	01/04/2006
Contract end date	

18/19 Contracted general activity (UDA)	3,519
Carry forward general activity (UDA)	-17
18/19 Contracted orthodontic activity (UOA)	0
Carry forward orthodontic activity (UOA)	0
Baseline contract value	£105,122.45

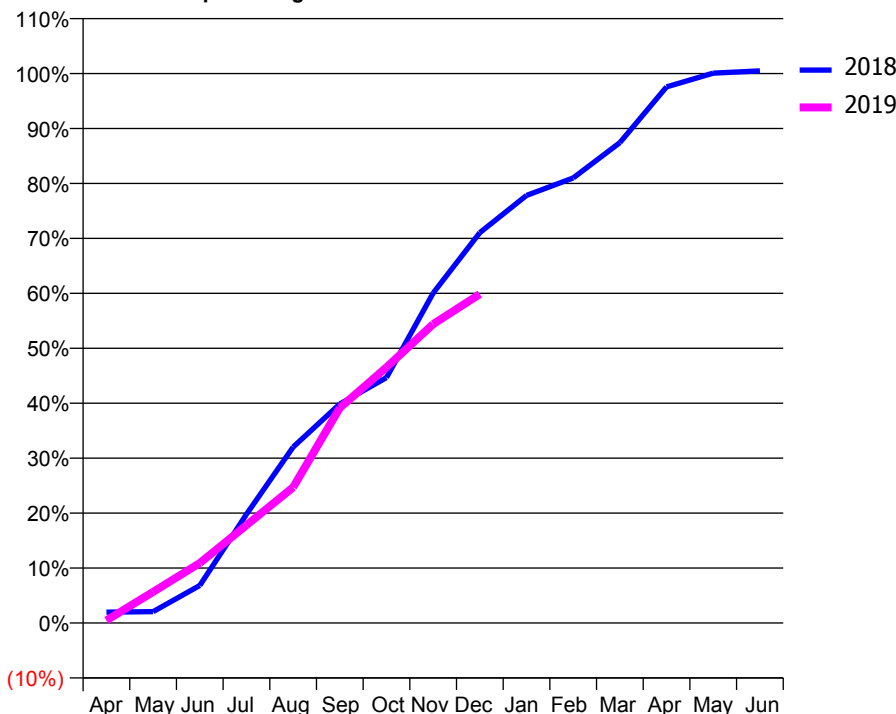
ACCESS*

Patients seen in 24 months	Total	Change since previous quarter
Quarter ending December 2017	1,523	
Quarter ending March 2018	1,461	↓
Quarter ending June 2018	1,433	↓
Quarter ending September 2018	1,431	→
Quarter ending December 2018	1,389	↓
Variance since December 2017	(8.8%)	↓



ACTIVITY

Cumulative percentage of contracted UDA delivered 2018 & 2019



Month	Adjusted Scheduled Activity (UDA)	
	2018	2019
April	70	17
May	73	200
June	240	384
July	696	627
August	1,127	869
September	1,403	1,378
October	1,571	1,638
November	2,113	1,914
December	2,500	2,106
January	2,738	
February	2,850	
March	3,076	
April	3,433	
May	3,521	
June	3,536	

QUALITY

	Quantity	Base Number	Contract	AT	Region	England
% of FP17s for the same patient ID Re-attending within 3 months - Children	20	217	9.2%	10.2%	11.8%	11.8%
% of FP17s for the same patient ID Re-attending within 3 months - Adults	51	712	7.2%	15.4%	16.7%	15.6%
% of FP17s for the same patient ID Re-attending between 3 & 9 months - Children	77	217	35.5%	49.0%	48.6%	58.8%
% of FP17s for the same patient ID Re-attending between 3 & 9 months - Adults	210	712	29.5%	38.7%	39.1%	51.0%
% of FP17s for Band 1 Urgent Courses	30	764	3.9%	10.2%	10.6%	9.0%
% of FP17s Relating to Free Repair or Replacements	0	764	0.0%	0.6%	0.5%	0.8%
% of FP17s Relating to Continuations	0	764	0.0%	0.9%	0.7%	0.9%
% of Patients satisfied with the dentistry they have received	0	0	N/A	91.8%	90.2%	93.2%
% of Patients satisfied with the time they had to wait for an appointment	0	0	N/A	87.2%	85.0%	88.3%

* This is based on patients treated on this contract for their most recent course of treatment. Figures in italics indicate the base number of FP17s or Patient Questionnaire responses are less than 100. N/A is shown where the base number of responses is less than 10 during the period. % is calculated as Quantity/Base number*100

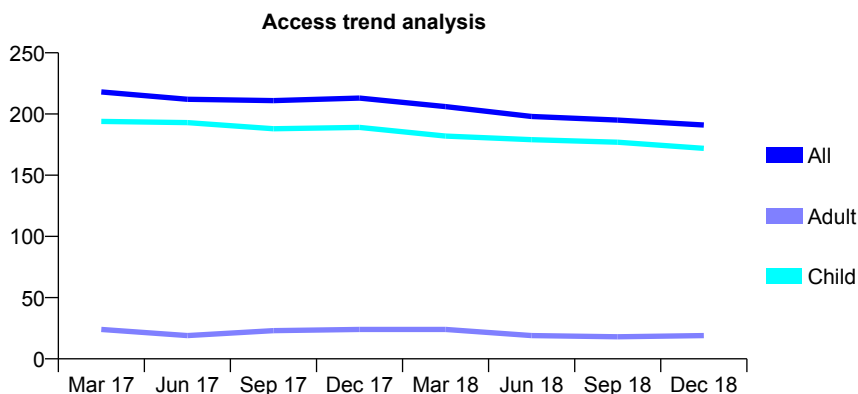
Q63 - Vital Signs At a Glance Contract Report for 567310/0001 - December 2018

Name or company name	MR NS RANA
Contract type name	GDS Contract
Purpose of contract	General
Contract start date	01/04/2006
Contract end date	

18/19 Contracted general activity (UDA)	260
Carry forward general activity (UDA)	3
18/19 Contracted orthodontic activity (UOA)	0
Carry forward orthodontic activity (UOA)	0
Baseline contract value	£6,879.99

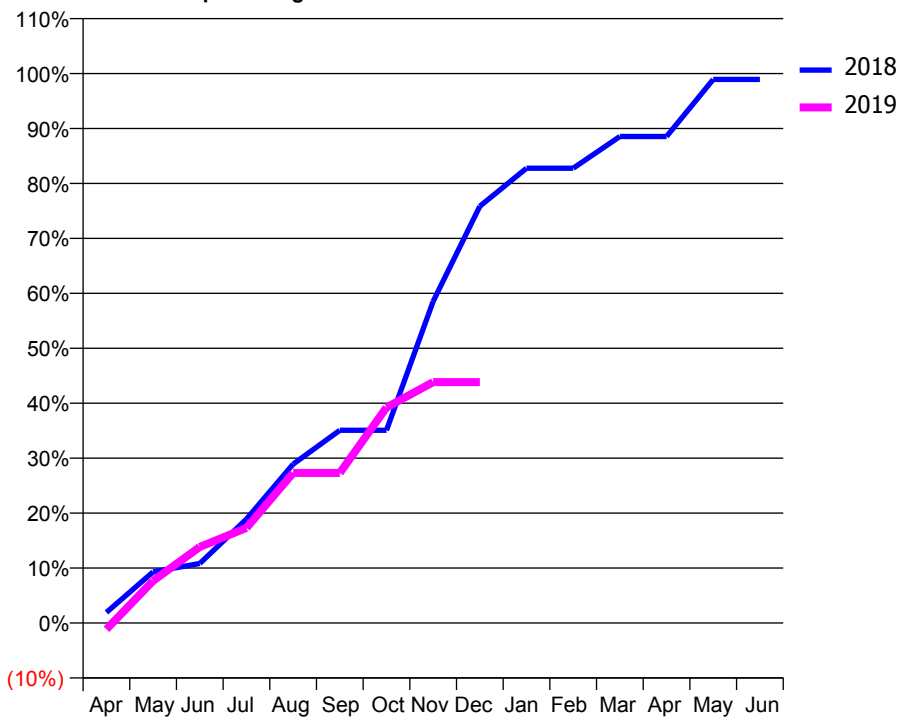
ACCESS*

Patients seen in 24 months	Total	Change since previous quarter
Quarter ending December 2017	213	
Quarter ending March 2018	206	↓
Quarter ending June 2018	198	↓
Quarter ending September 2018	195	↓
Quarter ending December 2018	191	↓
Variance since December 2017	(10.3%)	↓



ACTIVITY

Cumulative percentage of contracted UDA delivered 2018 & 2019



Month	Adjusted Scheduled Activity (UDA)	
	2018	2019
April	5	-3
May	24	20
June	28	36
July	49	45
August	75	71
September	91	71
October	91	102
November	152	114
December	197	114
January	215	
February	215	
March	230	
April	230	
May	257	
June	257	

QUALITY

	Quantity	Base Number	Contract	AT	Region	England
% of FP17s for the same patient ID Re-attending within 3 months - Children	2	131	1.5%	10.2%	11.8%	11.8%
% of FP17s for the same patient ID Re-attending within 3 months - Adults	0	10	0.0%	15.4%	16.7%	15.6%
% of FP17s for the same patient ID Re-attending between 3 & 9 months - Children	88	131	67.2%	49.0%	48.6%	58.8%
% of FP17s for the same patient ID Re-attending between 3 & 9 months - Adults	5	10	50.0%	38.7%	39.1%	51.0%
% of FP17s for Band 1 Urgent Courses	0	107	0.0%	10.2%	10.6%	9.0%
% of FP17s Relating to Free Repair or Replacements	0	107	0.0%	0.6%	0.5%	0.8%
% of FP17s Relating to Continuations	0	107	0.0%	0.9%	0.7%	0.9%
% of Patients satisfied with the dentistry they have received	0	0	N/A	91.8%	90.2%	93.2%
% of Patients satisfied with the time they had to wait for an appointment	0	0	N/A	87.2%	85.0%	88.3%

* This is based on patients treated on this contract for their most recent course of treatment. Figures in italics indicate the base number of FP17s or Patient Questionnaire responses are less than 100. N/A is shown where the base number of responses is less than 10 during the period. % is calculated as Quantity/Base number*100

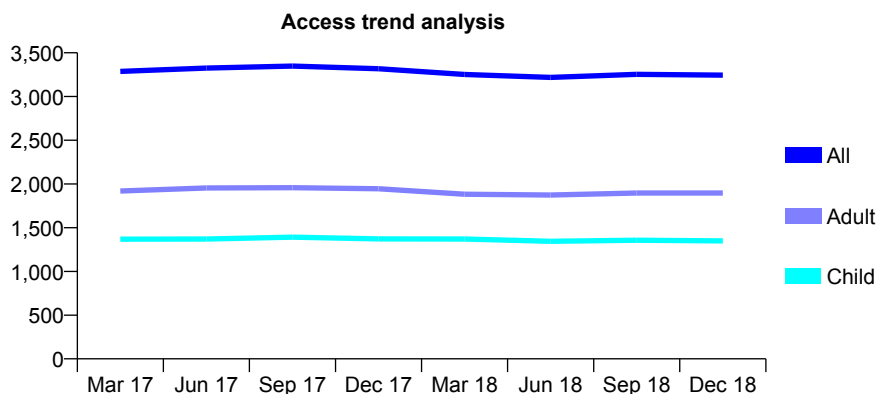
Q63 - Vital Signs At a Glance Contract Report for 567736/0001 - December 2018

Name or company name	MR DM JOSHI
Contract type name	GDS Contract
Purpose of contract	General
Contract start date	01/04/2006
Contract end date	

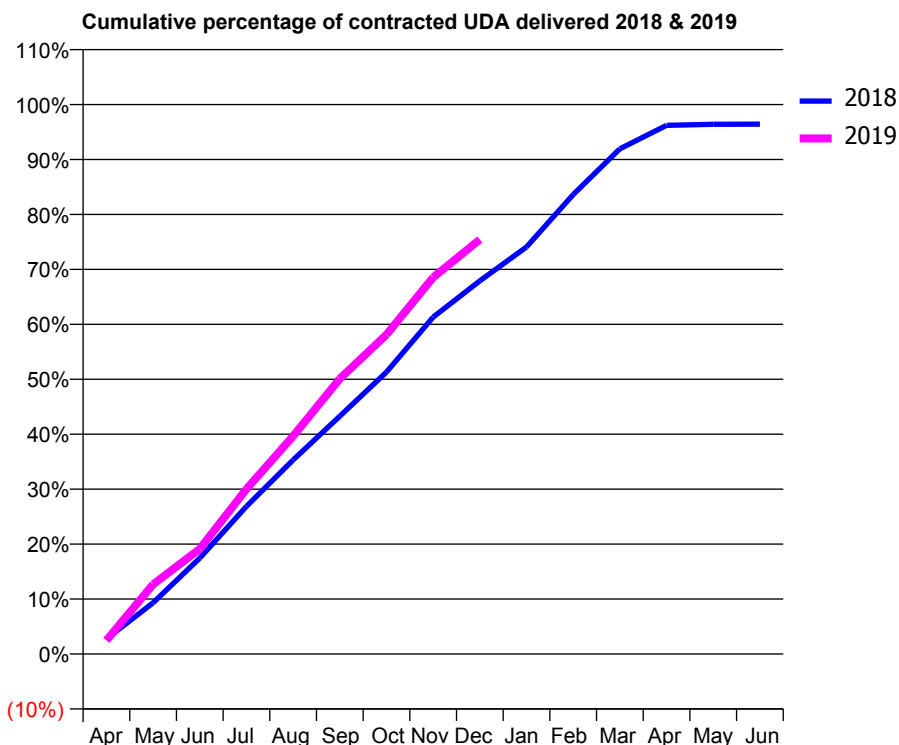
18/19 Contracted general activity (UDA)	6,296
Carry forward general activity (UDA)	226
18/19 Contracted orthodontic activity (UOA)	0
Carry forward orthodontic activity (UOA)	0
Baseline contract value	£192,897.77

ACCESS*

Patients seen in 24 months	Total	Change since previous quarter
Quarter ending December 2017	3,317	
Quarter ending March 2018	3,252	↓
Quarter ending June 2018	3,219	↓
Quarter ending September 2018	3,253	→
Quarter ending December 2018	3,245	→
Variance since December 2017	(2.2%)	↓



ACTIVITY



Month	Adjusted Scheduled Activity (UDA)	
	2018	2019
April	173	157
May	588	799
June	1,100	1,205
July	1,692	1,891
August	2,224	2,497
September	2,725	3,155
October	3,231	3,660
November	3,861	4,316
December	4,276	4,749
January	4,663	
February	5,264	
March	5,789	
April	6,058	
May	6,069	
June	6,070	

QUALITY

	Quantity	Base Number	Contract	AT	Region	England
% of FP17s for the same patient ID Re-attending within 3 months - Children	74	1,523	4.9%	10.2%	11.8%	11.8%
% of FP17s for the same patient ID Re-attending within 3 months - Adults	79	1,439	5.5%	15.4%	16.7%	15.6%
% of FP17s for the same patient ID Re-attending between 3 & 9 months - Children	966	1,523	63.4%	49.0%	48.6%	58.8%
% of FP17s for the same patient ID Re-attending between 3 & 9 months - Adults	552	1,439	38.4%	38.7%	39.1%	51.0%
% of FP17s for Band 1 Urgent Courses	180	2,807	6.4%	10.2%	10.6%	9.0%
% of FP17s Relating to Free Repair or Replacements	1	2,807	0.0%	0.6%	0.5%	0.8%
% of FP17s Relating to Continuations	2	2,807	0.1%	0.9%	0.7%	0.9%
% of Patients satisfied with the dentistry they have received	1	1	N/A	91.8%	90.2%	93.2%
% of Patients satisfied with the time they had to wait for an appointment	1	1	N/A	87.2%	85.0%	88.3%

* This is based on patients treated on this contract for their most recent course of treatment. Figures in italics indicate the base number of FP17s or Patient Questionnaire responses are less than 100. N/A is shown where the base number of responses is less than 10 during the period. % is calculated as Quantity/Base number*100

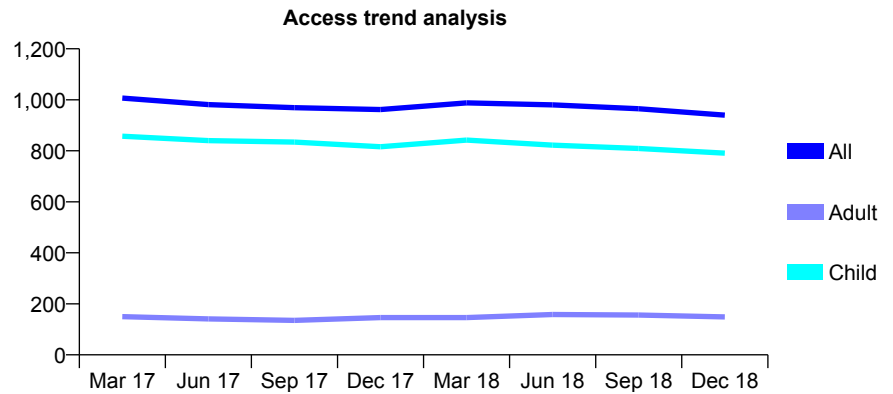
Q63 - Vital Signs At a Glance Contract Report for 574481/0001 - December 2018

Name or company name	MR PD BANNER
Contract type name	GDS Contract
Purpose of contract	General
Contract start date	01/04/2006
Contract end date	

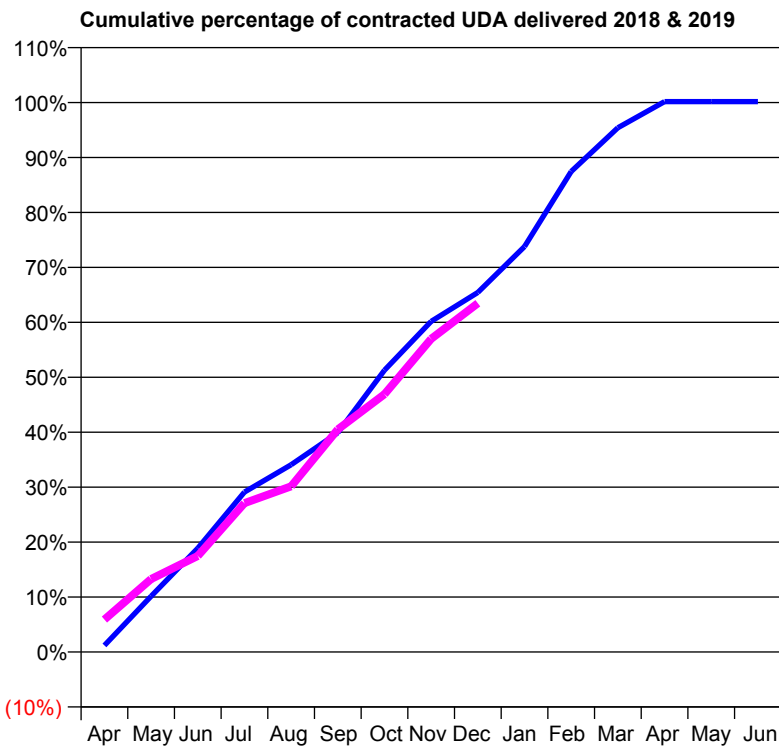
18/19 Contracted general activity (UDA)	2,000
Carry forward general activity (UDA)	-3
18/19 Contracted orthodontic activity (UOA)	0
Carry forward orthodontic activity (UOA)	0
Baseline contract value	£49,432.36

ACCESS*

Patients seen in 24 months	Total	Change since previous quarter
Quarter ending December 2017	962	
Quarter ending March 2018	988	↑
Quarter ending June 2018	980	→
Quarter ending September 2018	965	↓
Quarter ending December 2018	940	↓
Variance since December 2017	(2.3%)	↓



ACTIVITY



Month	Adjusted Scheduled Activity (UDA)	
	2018	2019
April	24	118
May	203	266
June	378	350
July	582	542
August	682	603
September	798	810
October	1,026	938
November	1,203	1,140
December	1,309	1,269
January	1,476	
February	1,749	
March	1,908	
April	2,003	
May	2,003	
June	2,003	

QUALITY

	Quantity	Base Number	Contract	AT	Region	England
% of FP17s for the same patient ID Re-attending within 3 months - Children	25	893	2.8%	10.2%	11.8%	11.8%
% of FP17s for the same patient ID Re-attending within 3 months - Adults	2	50	4.0%	15.4%	16.7%	15.6%
% of FP17s for the same patient ID Re-attending between 3 & 9 months - Children	604	893	67.6%	49.0%	48.6%	58.8%
% of FP17s for the same patient ID Re-attending between 3 & 9 months - Adults	25	50	50.0%	38.7%	39.1%	51.0%
% of FP17s for Band 1 Urgent Courses	11	867	1.3%	10.2%	10.6%	9.0%
% of FP17s Relating to Free Repair or Replacements	0	867	0.0%	0.6%	0.5%	0.8%
% of FP17s Relating to Continuations	4	867	0.5%	0.9%	0.7%	0.9%
% of Patients satisfied with the dentistry they have received	0	0	N/A	91.8%	90.2%	93.2%
% of Patients satisfied with the time they had to wait for an appointment	0	0	N/A	87.2%	85.0%	88.3%

* This is based on patients treated on this contract for their most recent course of treatment. Figures in italics indicate the base number of FP17s or Patient Questionnaire responses are less than 100. N/A is shown where the base number of responses is less than 10 during the period. % is calculated as Quantity/Base number*100

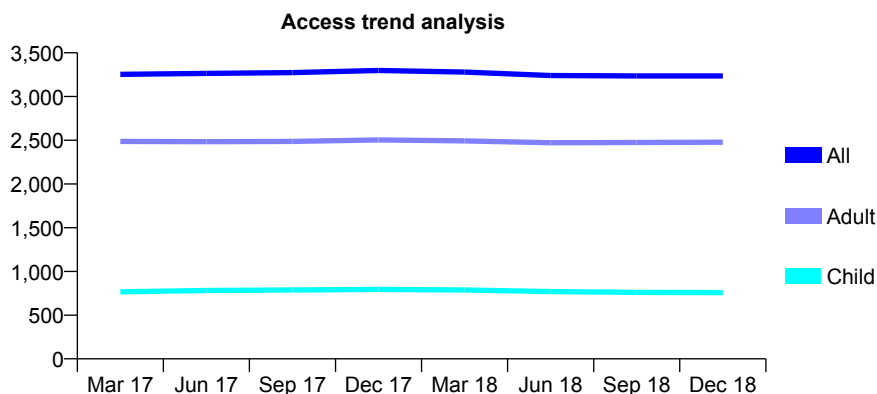
Q63 - Vital Signs At a Glance Contract Report for 574678/0001 - December 2018

Name or company name	MR MJ PRITCHARD
Contract type name	GDS Contract
Purpose of contract	General
Contract start date	01/04/2006
Contract end date	

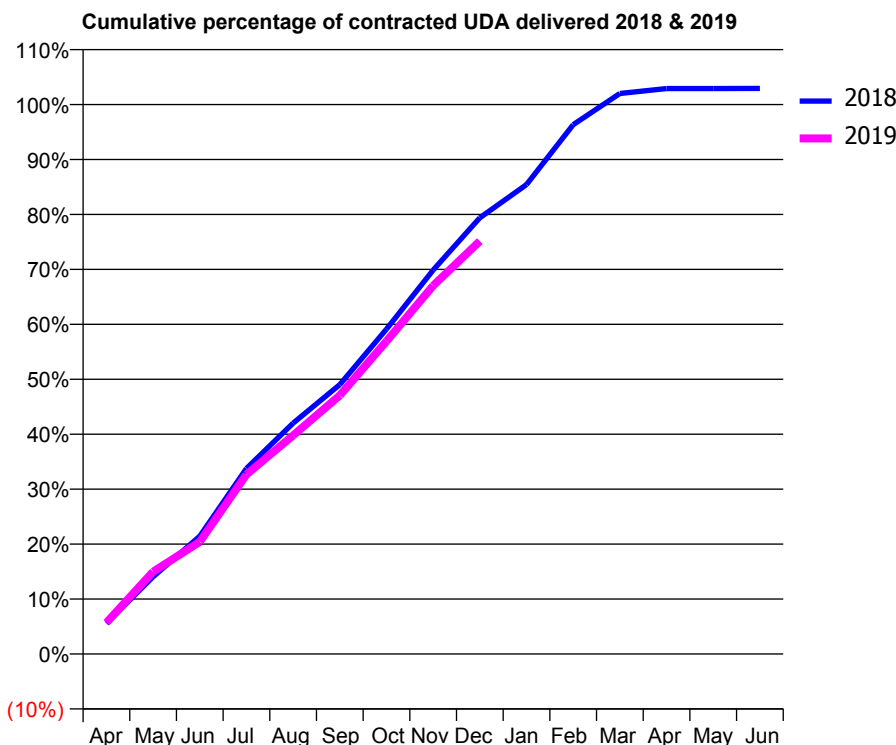
18/19 Contracted general activity (UDA)	8,500
Carry forward general activity (UDA)	-170
18/19 Contracted orthodontic activity (UOA)	0
Carry forward orthodontic activity (UOA)	0
Baseline contract value	£230,714.12

ACCESS*

Patients seen in 24 months	Total	Change since previous quarter
Quarter ending December 2017	3,298	
Quarter ending March 2018	3,280	→
Quarter ending June 2018	3,240	↓
Quarter ending September 2018	3,236	→
Quarter ending December 2018	3,235	→
Variance since December 2017	(1.9%)	↓



ACTIVITY



Month	Adjusted Scheduled Activity (UDA)	
	2018	2019
April	474	486
May	1,196	1,275
June	1,823	1,736
July	2,871	2,778
August	3,571	3,381
September	4,167	4,001
October	5,026	4,838
November	5,939	5,698
December	6,748	6,387
January	7,262	
February	8,188	
March	8,671	
April	8,747	
May	8,747	
June	8,748	

QUALITY

	Quantity	Base Number	Contract	AT	Region	England
% of FP17s for the same patient ID Re-attending within 3 months - Children	43	827	5.2%	10.2%	11.8%	11.8%
% of FP17s for the same patient ID Re-attending within 3 months - Adults	245	2,595	9.4%	15.4%	16.7%	15.6%
% of FP17s for the same patient ID Re-attending between 3 & 9 months - Children	539	827	65.2%	49.0%	48.6%	58.8%
% of FP17s for the same patient ID Re-attending between 3 & 9 months - Adults	1,500	2,595	57.8%	38.7%	39.1%	51.0%
% of FP17s for Band 1 Urgent Courses	33	3,299	1.0%	10.2%	10.6%	9.0%
% of FP17s Relating to Free Repair or Replacements	6	3,299	0.2%	0.6%	0.5%	0.8%
% of FP17s Relating to Continuations	2	3,299	0.1%	0.9%	0.7%	0.9%
% of Patients satisfied with the dentistry they have received	2	2	N/A	91.8%	90.2%	93.2%
% of Patients satisfied with the time they had to wait for an appointment	2	2	N/A	87.2%	85.0%	88.3%

* This is based on patients treated on this contract for their most recent course of treatment. Figures in italics indicate the base number of FP17s or Patient Questionnaire responses are less than 100. N/A is shown where the base number of responses is less than 10 during the period. % is calculated as Quantity/Base number*100

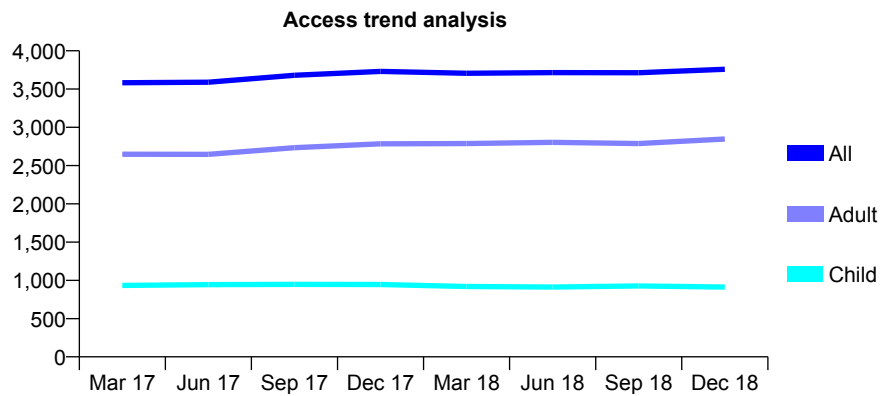
Q63 - Vital Signs At a Glance Contract Report for 576611/0001 - December 2018

Name or company name	MISS SN PATEL
Contract type name	GDS Contract
Purpose of contract	General
Contract start date	01/04/2006
Contract end date	

18/19 Contracted general activity (UDA)	10,620
Carry forward general activity (UDA)	1,527
18/19 Contracted orthodontic activity (UOA)	0
Carry forward orthodontic activity (UOA)	0
Baseline contract value	£269,308.55

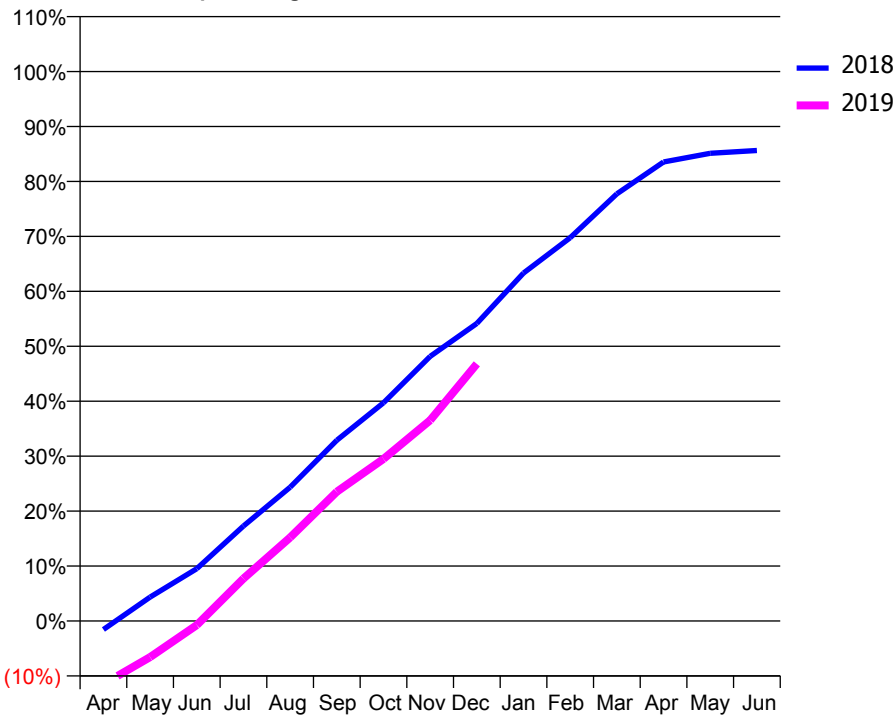
ACCESS*

Patients seen in 24 months	Total	Change since previous quarter
Quarter ending December 2017	3,730	
Quarter ending March 2018	3,707	→
Quarter ending June 2018	3,715	→
Quarter ending September 2018	3,714	→
Quarter ending December 2018	3,759	→
Variance since December 2017	0.8%	→



ACTIVITY

Cumulative percentage of contracted UDA delivered 2018 & 2019



Month	Adjusted Scheduled Activity (UDA)	
	2018	2019
April	-165	-1,224
May	461	-700
June	1,011	-81
July	1,836	821
August	2,586	1,615
September	3,494	2,499
October	4,218	3,133
November	5,113	3,881
December	5,750	4,969
January	6,726	
February	7,408	
March	8,255	
April	8,872	
May	9,038	
June	9,093	

QUALITY

	Quantity	Base Number	Contract	AT	Region	England
% of FP17s for the same patient ID Re-attending within 3 months - Children	79	853	9.3%	10.2%	11.8%	11.8%
% of FP17s for the same patient ID Re-attending within 3 months - Adults	359	2,262	15.9%	15.4%	16.7%	15.6%
% of FP17s for the same patient ID Re-attending between 3 & 9 months - Children	354	853	41.5%	49.0%	48.6%	58.8%
% of FP17s for the same patient ID Re-attending between 3 & 9 months - Adults	681	2,262	30.1%	38.7%	39.1%	51.0%
% of FP17s for Band 1 Urgent Courses	398	2,663	14.9%	10.2%	10.6%	9.0%
% of FP17s Relating to Free Repair or Replacements	19	2,663	0.7%	0.6%	0.5%	0.8%
% of FP17s Relating to Continuations	20	2,663	0.8%	0.9%	0.7%	0.9%
% of Patients satisfied with the dentistry they have received	0	0	N/A	91.8%	90.2%	93.2%
% of Patients satisfied with the time they had to wait for an appointment	0	0	N/A	87.2%	85.0%	88.3%

* This is based on patients treated on this contract for their most recent course of treatment. Figures in italics indicate the base number of FP17s or Patient Questionnaire responses are less than 100. N/A is shown where the base number of responses is less than 10 during the period. % is calculated as Quantity/Base number*100

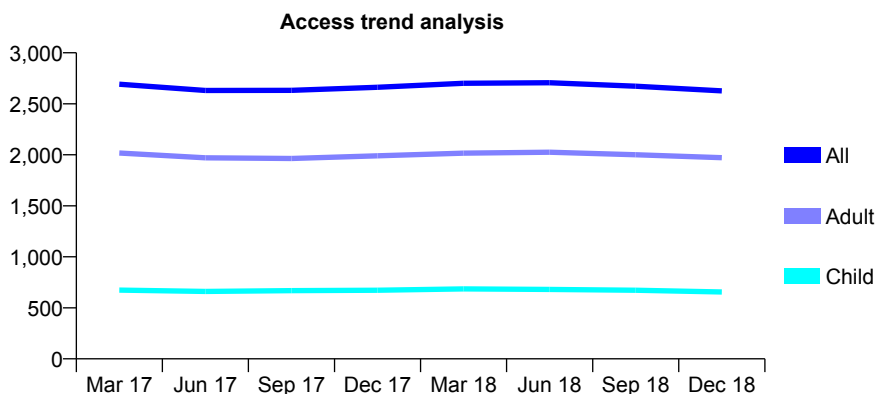
Q63 - Vital Signs At a Glance Contract Report for 577464/0001 - December 2018

Name or company name	MR NR RUBAKUMAR
Contract type name	GDS Contract
Purpose of contract	General
Contract start date	01/04/2006
Contract end date	

18/19 Contracted general activity (UDA)	7,583
Carry forward general activity (UDA)	0
18/19 Contracted orthodontic activity (UOA)	0
Carry forward orthodontic activity (UOA)	0
Baseline contract value	£214,945.75

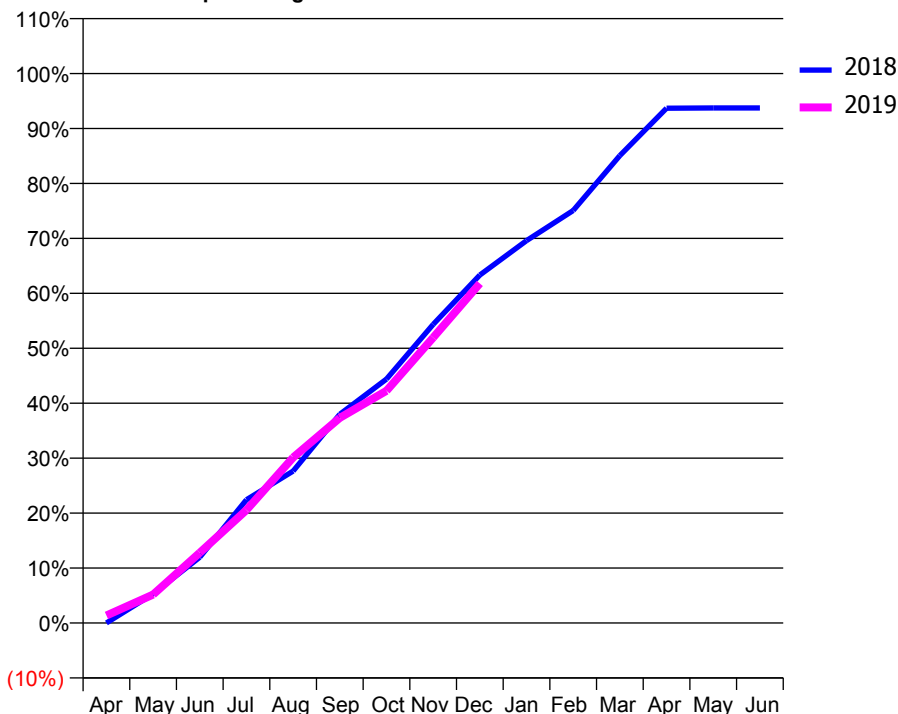
ACCESS*

Patients seen in 24 months	Total	Change since previous quarter
Quarter ending December 2017	2,662	
Quarter ending March 2018	2,701	→
Quarter ending June 2018	2,707	→
Quarter ending September 2018	2,673	↓
Quarter ending December 2018	2,627	↓
Variance since December 2017	(1.3%)	↓



ACTIVITY

Cumulative percentage of contracted UDA delivered 2018 & 2019



Month	Adjusted Scheduled Activity (UDA)	
	2018	2019
April	0	105
May	402	393
June	908	971
July	1,701	1,560
August	2,096	2,285
September	2,880	2,831
October	3,366	3,204
November	4,120	3,938
December	4,801	4,686
January	5,276	
February	5,693	
March	6,450	
April	7,104	
May	7,107	
June	7,107	

QUALITY

	Quantity	Base Number	Contract	AT	Region	England
% of FP17s for the same patient ID Re-attending within 3 months - Children	31	510	6.1%	10.2%	11.8%	11.8%
% of FP17s for the same patient ID Re-attending within 3 months - Adults	339	1,678	20.2%	15.4%	16.7%	15.6%
% of FP17s for the same patient ID Re-attending between 3 & 9 months - Children	171	510	33.5%	49.0%	48.6%	58.8%
% of FP17s for the same patient ID Re-attending between 3 & 9 months - Adults	509	1,678	30.3%	38.7%	39.1%	51.0%
% of FP17s for Band 1 Urgent Courses	330	1,921	17.2%	10.2%	10.6%	9.0%
% of FP17s Relating to Free Repair or Replacements	18	1,921	0.9%	0.6%	0.5%	0.8%
% of FP17s Relating to Continuations	41	1,921	2.1%	0.9%	0.7%	0.9%
% of Patients satisfied with the dentistry they have received	4	4	N/A	91.8%	90.2%	93.2%
% of Patients satisfied with the time they had to wait for an appointment	3	4	N/A	87.2%	85.0%	88.3%

* This is based on patients treated on this contract for their most recent course of treatment. Figures in italics indicate the base number of FP17s or Patient Questionnaire responses are less than 100. N/A is shown where the base number of responses is less than 10 during the period. % is calculated as Quantity/Base number*100

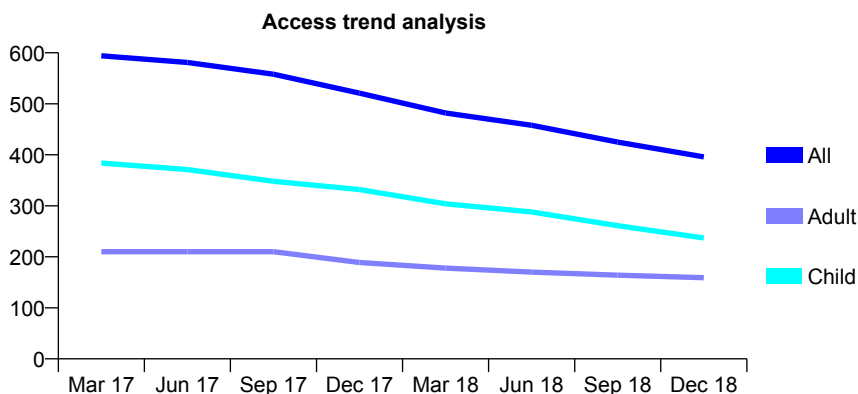
Q63 - Vital Signs At a Glance Contract Report for 578673/0002 - December 2018

Name or company name	M Shah
Contract type name	GDS Contract
Purpose of contract	General
Contract start date	01/04/2006
Contract end date	

18/19 Contracted general activity (UDA)	2,235
Carry forward general activity (UDA)	20
18/19 Contracted orthodontic activity (UOA)	0
Carry forward orthodontic activity (UOA)	0
Baseline contract value	£57,537.61

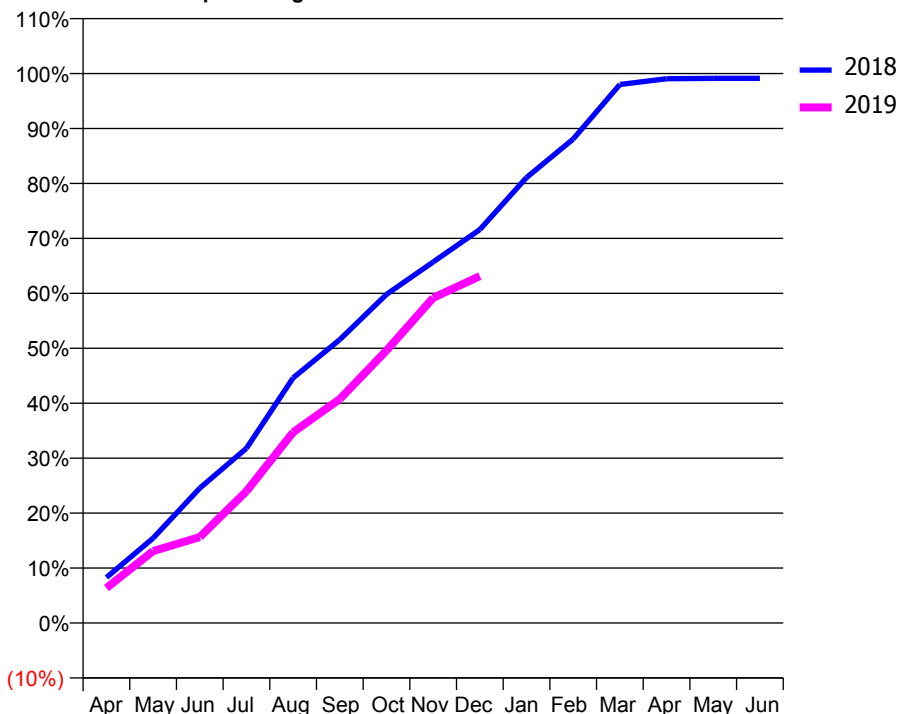
ACCESS*

Patients seen in 24 months	Total	Change since previous quarter
Quarter ending December 2017	521	
Quarter ending March 2018	482	↓
Quarter ending June 2018	458	↓
Quarter ending September 2018	425	↓
Quarter ending December 2018	396	↓
Variance since December 2017	(24.0%)	↓



ACTIVITY

Cumulative percentage of contracted UDA delivered 2018 & 2019



Adjusted Scheduled Activity (UDA)		
Month	2018	2019
April	185	142
May	345	292
June	548	350
July	711	536
August	997	776
September	1,153	911
October	1,337	1,108
November	1,469	1,323
December	1,600	1,411
January	1,812	
February	1,968	
March	2,190	
April	2,213	
May	2,215	
June	2,215	

QUALITY

	Quantity	Base Number	Contract	AT	Region	England
% of FP17s for the same patient ID Re-attending within 3 months - Children	36	300	12.0%	10.2%	11.8%	11.8%
% of FP17s for the same patient ID Re-attending within 3 months - Adults	27	173	15.6%	15.4%	16.7%	15.6%
% of FP17s for the same patient ID Re-attending between 3 & 9 months - Children	212	300	70.7%	49.0%	48.6%	58.8%
% of FP17s for the same patient ID Re-attending between 3 & 9 months - Adults	116	173	67.1%	38.7%	39.1%	51.0%
% of FP17s for Band 1 Urgent Courses	14	465	3.0%	10.2%	10.6%	9.0%
% of FP17s Relating to Free Repair or Replacements	0	465	0.0%	0.6%	0.5%	0.8%
% of FP17s Relating to Continuations	2	465	0.4%	0.9%	0.7%	0.9%
% of Patients satisfied with the dentistry they have received	0	1	N/A	91.8%	90.2%	93.2%
% of Patients satisfied with the time they had to wait for an appointment	0	1	N/A	87.2%	85.0%	88.3%

* This is based on patients treated on this contract for their most recent course of treatment. Figures in italics indicate the base number of FP17s or Patient Questionnaire responses are less than 100. N/A is shown where the base number of responses is less than 10 during the period. % is calculated as Quantity/Base number*100

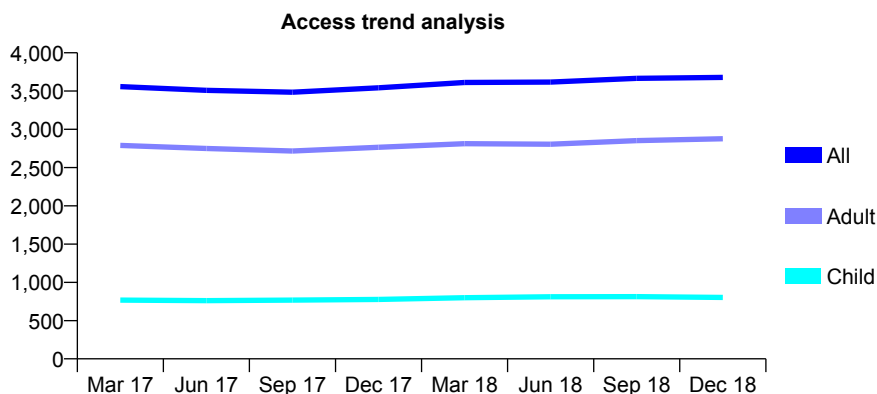
Q63 - Vital Signs At a Glance Contract Report for 610070/0001 - December 2018

Name or company name	MR DV PATEL
Contract type name	GDS Contract
Purpose of contract	General
Contract start date	01/04/2011
Contract end date	

18/19 Contracted general activity (UDA)	7,500
Carry forward general activity (UDA)	-150
18/19 Contracted orthodontic activity (UOA)	0
Carry forward orthodontic activity (UOA)	0
Baseline contract value	£210,481.13

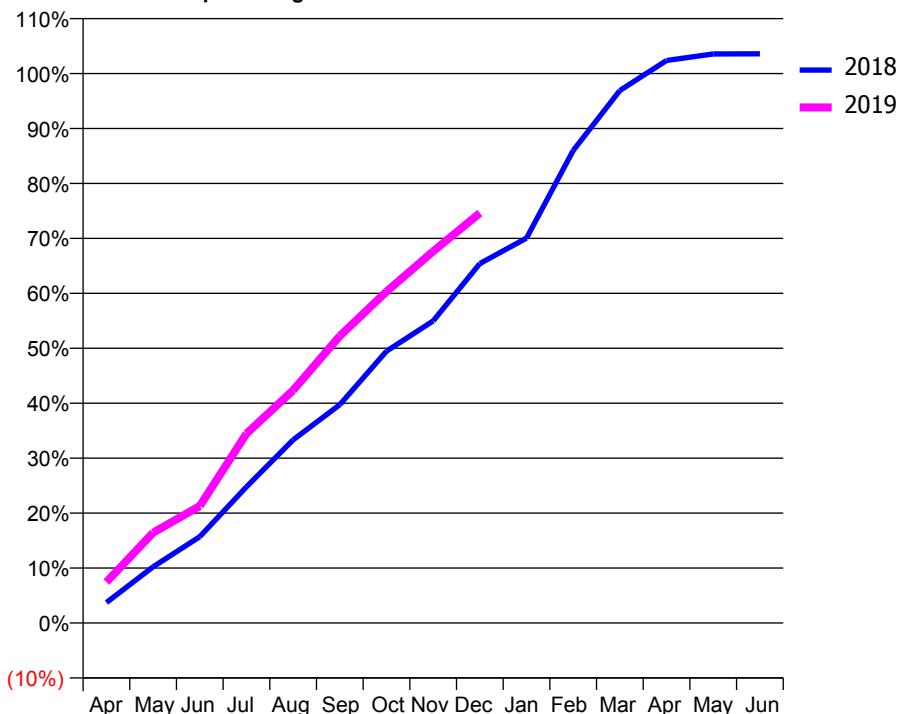
ACCESS*

Patients seen in 24 months	Total	Change since previous quarter
Quarter ending December 2017	3,542	
Quarter ending March 2018	3,612	→
Quarter ending June 2018	3,618	→
Quarter ending September 2018	3,666	→
Quarter ending December 2018	3,679	→
Variance since December 2017	3.9%	↑



ACTIVITY

Cumulative percentage of contracted UDA delivered 2018 & 2019



Month	Adjusted Scheduled Activity (UDA)	
	2018	2019
April	280	559
May	767	1,234
June	1,178	1,596
July	1,859	2,585
August	2,500	3,176
September	2,981	3,918
October	3,710	4,523
November	4,123	5,074
December	4,907	5,596
January	5,253	
February	6,449	
March	7,268	
April	7,678	
May	7,767	
June	7,768	

QUALITY

	Quantity	Base Number	Contract	AT	Region	England
% of FP17s for the same patient ID Re-attending within 3 months - Children	55	743	7.4%	10.2%	11.8%	11.8%
% of FP17s for the same patient ID Re-attending within 3 months - Adults	295	2,282	12.9%	15.4%	16.7%	15.6%
% of FP17s for the same patient ID Re-attending between 3 & 9 months - Children	301	743	40.5%	49.0%	48.6%	58.8%
% of FP17s for the same patient ID Re-attending between 3 & 9 months - Adults	752	2,282	33.0%	38.7%	39.1%	51.0%
% of FP17s for Band 1 Urgent Courses	365	2,807	13.0%	10.2%	10.6%	9.0%
% of FP17s Relating to Free Repair or Replacements	23	2,807	0.8%	0.6%	0.5%	0.8%
% of FP17s Relating to Continuations	30	2,807	1.1%	0.9%	0.7%	0.9%
% of Patients satisfied with the dentistry they have received	0	0	N/A	91.8%	90.2%	93.2%
% of Patients satisfied with the time they had to wait for an appointment	0	0	N/A	87.2%	85.0%	88.3%

* This is based on patients treated on this contract for their most recent course of treatment. Figures in italics indicate the base number of FP17s or Patient Questionnaire responses are less than 100. N/A is shown where the base number of responses is less than 10 during the period. % is calculated as Quantity/Base number*100

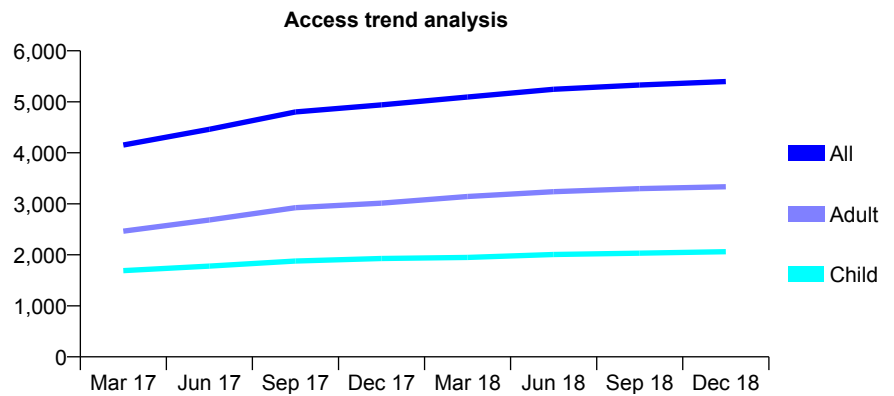
Q63 - Vital Signs At a Glance Contract Report for 610070/0002 - December 2018

Name or company name	MR DV PATEL
Contract type name	GDS Contract
Purpose of contract	General
Contract start date	01/11/2015
Contract end date	

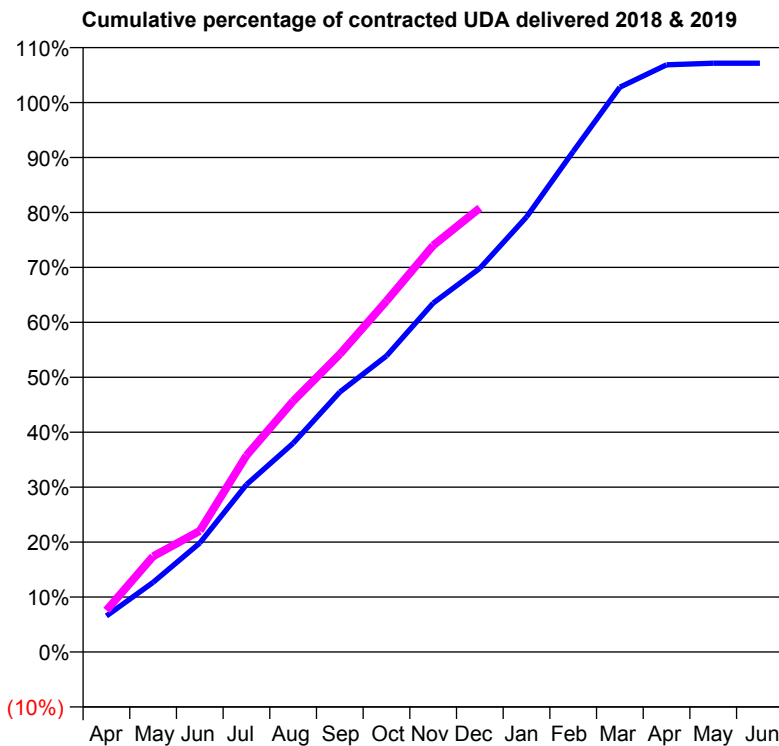
18/19 Contracted general activity (UDA)	10,000
Carry forward general activity (UDA)	-200
18/19 Contracted orthodontic activity (UOA)	0
Carry forward orthodontic activity (UOA)	0
Baseline contract value	£258,207.83

ACCESS*

Patients seen in 24 months	Total	Change since previous quarter
Quarter ending December 2017	4,941	
Quarter ending March 2018	5,093	↑
Quarter ending June 2018	5,245	↑
Quarter ending September 2018	5,330	→
Quarter ending December 2018	5,397	→
Variance since December 2017	9.2%	↑



ACTIVITY



Adjusted Scheduled Activity (UDA)		
Month	2018	2019
April	656	757
May	1,267	1,740
June	1,985	2,206
July	3,046	3,576
August	3,800	4,566
September	4,730	5,420
October	5,390	6,388
November	6,351	7,399
December	6,982	8,079
January	7,918	
February	9,109	
March	10,279	
April	10,686	
May	10,715	
June	10,715	

QUALITY

	Quantity	Base Number	Contract	AT	Region	England
% of FP17s for the same patient ID Re-attending within 3 months - Children	145	2,204	6.6%	10.2%	11.8%	11.8%
% of FP17s for the same patient ID Re-attending within 3 months - Adults	281	2,936	9.6%	15.4%	16.7%	15.6%
% of FP17s for the same patient ID Re-attending between 3 & 9 months - Children	1,291	2,204	58.6%	49.0%	48.6%	58.8%
% of FP17s for the same patient ID Re-attending between 3 & 9 months - Adults	1,348	2,936	45.9%	38.7%	39.1%	51.0%
% of FP17s for Band 1 Urgent Courses	368	4,883	7.5%	10.2%	10.6%	9.0%
% of FP17s Relating to Free Repair or Replacements	11	4,883	0.2%	0.6%	0.5%	0.8%
% of FP17s Relating to Continuations	0	4,883	0.0%	0.9%	0.7%	0.9%
% of Patients satisfied with the dentistry they have received	2	2	N/A	91.8%	90.2%	93.2%
% of Patients satisfied with the time they had to wait for an appointment	2	2	N/A	87.2%	85.0%	88.3%

* This is based on patients treated on this contract for their most recent course of treatment. Figures in italics indicate the base number of FP17s or Patient Questionnaire responses are less than 100. N/A is shown where the base number of responses is less than 10 during the period. % is calculated as Quantity/Base number*100

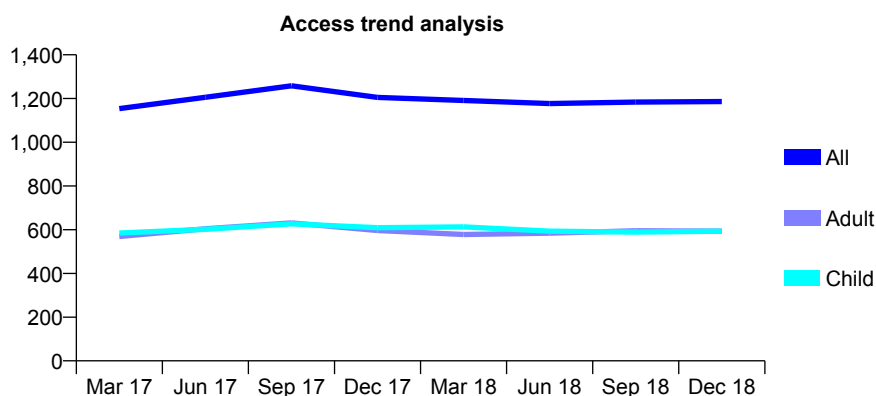
Q63 - Vital Signs At a Glance Contract Report for 623369/0002 - December 2018

Name or company name	MR RP BATEMAN
Contract type name	PDS Contract
Purpose of contract	General and Orthodontic
Contract start date	01/04/2006
Contract end date	31/03/2019

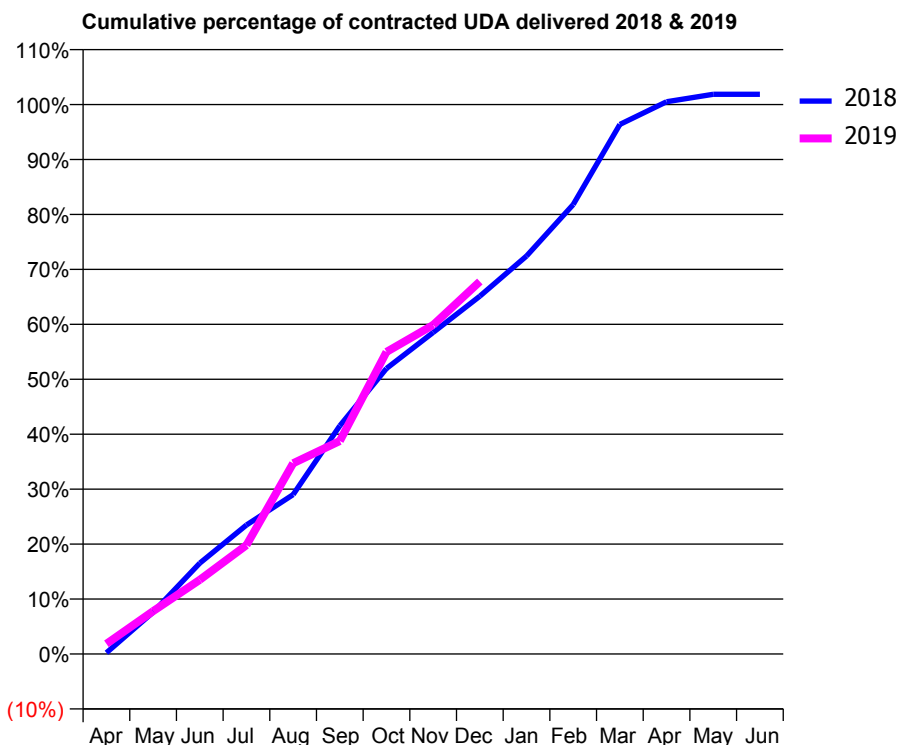
18/19 Contracted general activity (UDA)	1,777
Carry forward general activity (UDA)	-33
18/19 Contracted orthodontic activity (UOA)	3,951
Carry forward orthodontic activity (UOA)	-55
Baseline contract value	£349,922.21

ACCESS*

Patients seen in 24 months	Total	Change since previous quarter
Quarter ending December 2017	1,205	
Quarter ending March 2018	1,191	↓
Quarter ending June 2018	1,177	↓
Quarter ending September 2018	1,184	→
Quarter ending December 2018	1,186	→
Variance since December 2017	(1.6%)	↓



ACTIVITY



Month	Adjusted Scheduled Activity (UDA)	
	2018	2019
April	4	33
May	135	139
June	294	240
July	417	352
August	515	617
September	738	689
October	923	977
November	1,040	1,064
December	1,157	1,205
January	1,287	
February	1,454	
March	1,713	
April	1,786	
May	1,810	
June	1,810	

QUALITY

	Quantity	Base Number	Contract	AT	Region	England
% of FP17s for the same patient ID Re-attending within 3 months - Children	23	612	3.8%	10.2%	11.8%	11.8%
% of FP17s for the same patient ID Re-attending within 3 months - Adults	38	330	11.5%	15.4%	16.7%	15.6%
% of FP17s for the same patient ID Re-attending between 3 & 9 months - Children	84	612	13.7%	49.0%	48.6%	58.8%
% of FP17s for the same patient ID Re-attending between 3 & 9 months - Adults	88	330	26.7%	38.7%	39.1%	51.0%
% of FP17s for Band 1 Urgent Courses	23	557	4.1%	10.2%	10.6%	9.0%
% of FP17s Relating to Free Repair or Replacements	2	557	0.4%	0.6%	0.5%	0.8%
% of FP17s Relating to Continuations	3	557	0.5%	0.9%	0.7%	0.9%
% of Patients satisfied with the dentistry they have received	0	0	N/A	91.8%	90.2%	93.2%
% of Patients satisfied with the time they had to wait for an appointment	0	0	N/A	87.2%	85.0%	88.3%

* This is based on patients treated on this contract for their most recent course of treatment. Figures in italics indicate the base number of FP17s or Patient Questionnaire responses are less than 100. N/A is shown where the base number of responses is less than 10 during the period. % is calculated as Quantity/Base number*100

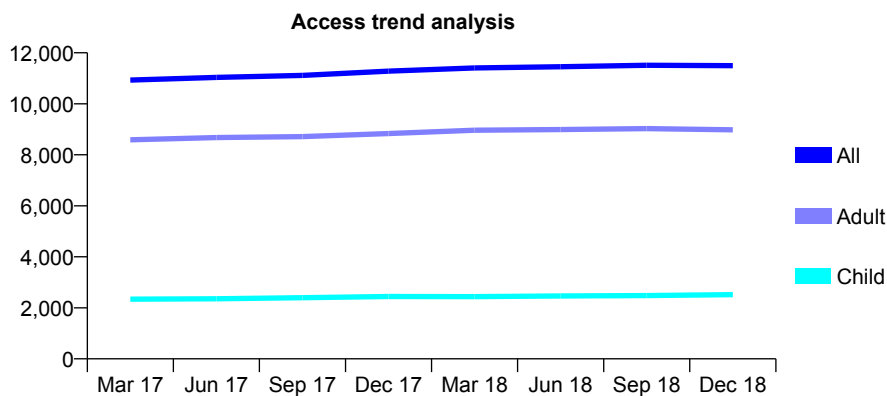
Q63 - Vital Signs At a Glance Contract Report for 624896/0003 - December 2018

Name or company name	Dentaria
Contract type name	GDS Contract
Purpose of contract	General
Contract start date	01/04/2006
Contract end date	

18/19 Contracted general activity (UDA)	30,842
Carry forward general activity (UDA)	-395
18/19 Contracted orthodontic activity (UOA)	0
Carry forward orthodontic activity (UOA)	0
Baseline contract value	£918,905.01

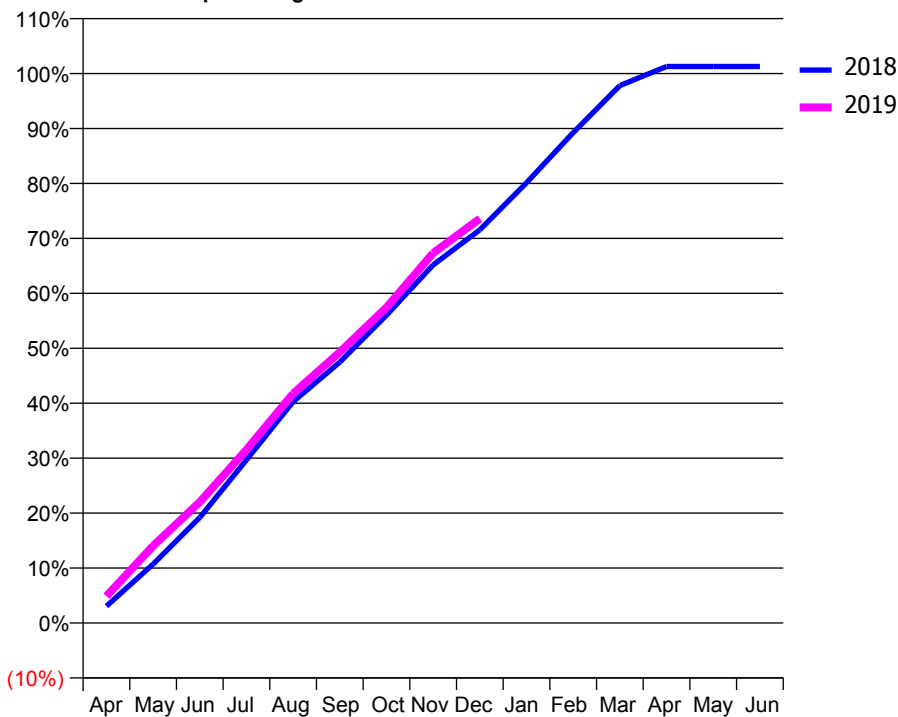
ACCESS*

Patients seen in 24 months	Total	Change since previous quarter
Quarter ending December 2017	11,279	
Quarter ending March 2018	11,406	→
Quarter ending June 2018	11,453	→
Quarter ending September 2018	11,512	→
Quarter ending December 2018	11,498	→
Variance since December 2017	1.9%	→



ACTIVITY

Cumulative percentage of contracted UDA delivered 2018 & 2019



Month	Adjusted Scheduled Activity (UDA)	
	2018	2019
April	949	1,508
May	3,304	4,330
June	5,921	6,793
July	9,154	9,725
August	12,422	12,876
September	14,643	15,205
October	17,280	17,714
November	20,103	20,769
December	22,067	22,700
January	24,711	
February	27,523	
March	30,163	
April	31,236	
May	31,236	
June	31,237	

QUALITY

	Quantity	Base Number	Contract	AT	Region	England
% of FP17s for the same patient ID Re-attending within 3 months - Children	153	2,331	6.6%	10.2%	11.8%	11.8%
% of FP17s for the same patient ID Re-attending within 3 months - Adults	894	7,593	11.8%	15.4%	16.7%	15.6%
% of FP17s for the same patient ID Re-attending between 3 & 9 months - Children	1,017	2,331	43.6%	49.0%	48.6%	58.8%
% of FP17s for the same patient ID Re-attending between 3 & 9 months - Adults	3,121	7,593	41.1%	38.7%	39.1%	51.0%
% of FP17s for Band 1 Urgent Courses	845	9,410	9.0%	10.2%	10.6%	9.0%
% of FP17s Relating to Free Repair or Replacements	67	9,410	0.7%	0.6%	0.5%	0.8%
% of FP17s Relating to Continuations	134	9,410	1.4%	0.9%	0.7%	0.9%
% of Patients satisfied with the dentistry they have received	6	7	N/A	91.8%	90.2%	93.2%
% of Patients satisfied with the time they had to wait for an appointment	6	7	N/A	87.2%	85.0%	88.3%

* This is based on patients treated on this contract for their most recent course of treatment. Figures in italics indicate the base number of FP17s or Patient Questionnaire responses are less than 100. N/A is shown where the base number of responses is less than 10 during the period. % is calculated as Quantity/Base number*100

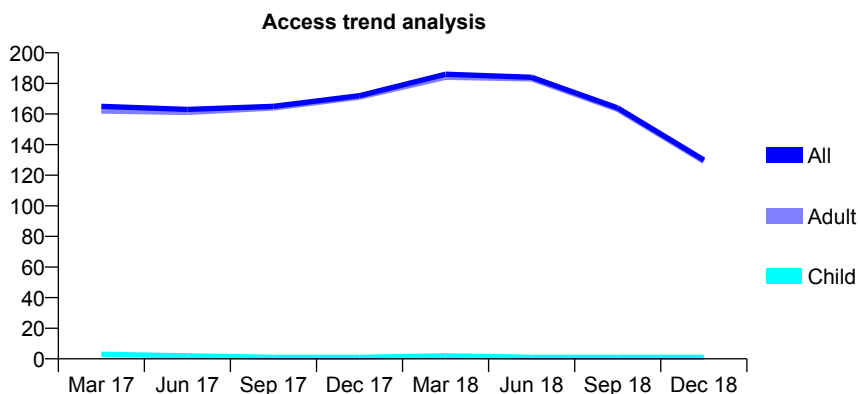
Q63 - Vital Signs At a Glance Contract Report for 624896/0005 - December 2018

Name or company name	MR JA GINTY
Contract type name	PDS Contract
Purpose of contract	General
Contract start date	01/09/2010
Contract end date	31/07/2018

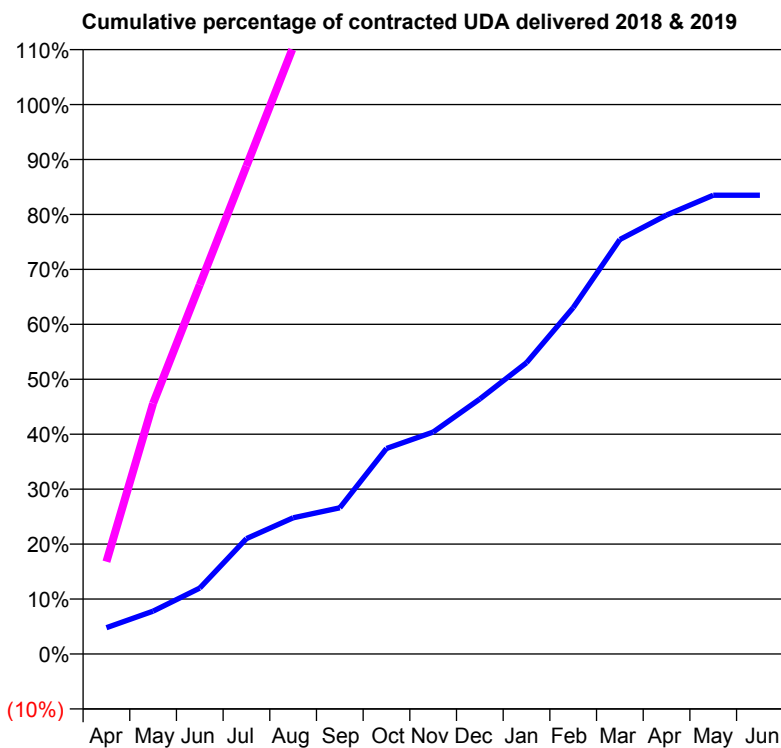
18/19 Contracted general activity (UDA)	125
Carry forward general activity (UDA)	0
18/19 Contracted orthodontic activity (UOA)	0
Carry forward orthodontic activity (UOA)	0
Baseline contract value	£6,351.70

ACCESS*

Patients seen in 24 months	Total	Change since previous quarter
Quarter ending December 2017	172	
Quarter ending March 2018	186	↑
Quarter ending June 2018	184	↓
Quarter ending September 2018	164	↓
Quarter ending December 2018	130	↓
Variance since December 2017	(24.4%)	↓



ACTIVITY



Month	Adjusted Scheduled Activity (UDA)	
	2018	2019
April	24	21
May	39	57
June	60	84
July	105	111
August	124	138
September	133	138
October	187	138
November	202	138
December	232	138
January	265	
February	315	
March	377	
April	399	
May	417	
June	417	

QUALITY

	Quantity	Base Number	Contract	AT	Region	England
% of FP17s for the same patient ID Re-attending within 3 months - Children	0	2	0.0%	10.2%	11.8%	11.8%
% of FP17s for the same patient ID Re-attending within 3 months - Adults	0	61	0.0%	15.4%	16.7%	15.6%
% of FP17s for the same patient ID Re-attending between 3 & 9 months - Children	0	2	0.0%	49.0%	48.6%	58.8%
% of FP17s for the same patient ID Re-attending between 3 & 9 months - Adults	0	61	0.0%	38.7%	39.1%	51.0%
% of FP17s for Band 1 Urgent Courses	0	48	0.0%	10.2%	10.6%	9.0%
% of FP17s Relating to Free Repair or Replacements	0	48	0.0%	0.6%	0.5%	0.8%
% of FP17s Relating to Continuations	0	48	0.0%	0.9%	0.7%	0.9%
% of Patients satisfied with the dentistry they have received	0	0	N/A	91.8%	90.2%	93.2%
% of Patients satisfied with the time they had to wait for an appointment	0	0	N/A	87.2%	85.0%	88.3%

* This is based on patients treated on this contract for their most recent course of treatment. Figures in italics indicate the base number of FP17s or Patient Questionnaire responses are less than 100. N/A is shown where the base number of responses is less than 10 during the period. % is calculated as Quantity/Base number*100

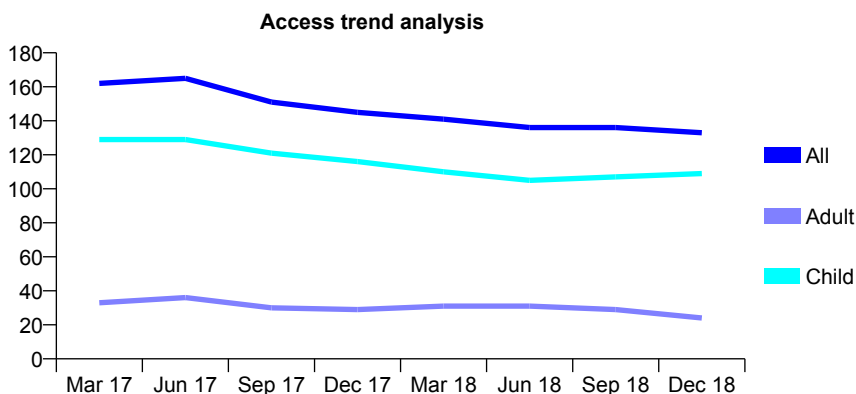
Q63 - Vital Signs At a Glance Contract Report for 630667/0001 - December 2018

Name or company name	MRS CA SIDA-MURRAY
Contract type name	GDS Contract
Purpose of contract	General
Contract start date	01/04/2006
Contract end date	

18/19 Contracted general activity (UDA)	300
Carry forward general activity (UDA)	0
18/19 Contracted orthodontic activity (UOA)	0
Carry forward orthodontic activity (UOA)	0
Baseline contract value	£7,401.90

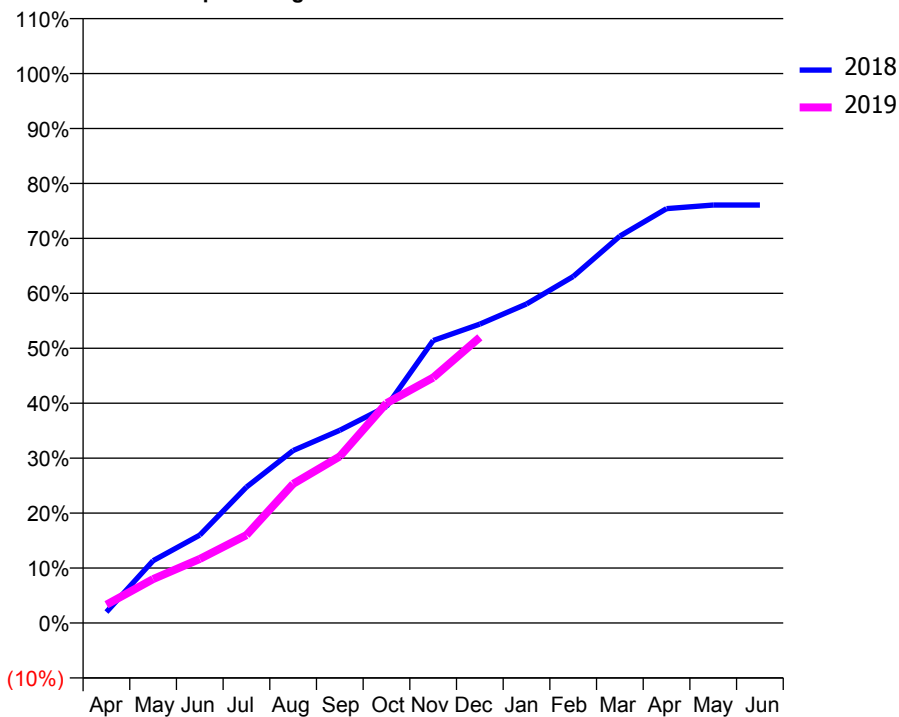
ACCESS*

Patients seen in 24 months	Total	Change since previous quarter
Quarter ending December 2017	145	
Quarter ending March 2018	141	↓
Quarter ending June 2018	136	↓
Quarter ending September 2018	136	→
Quarter ending December 2018	133	↓
Variance since December 2017	(8.3%)	↓



ACTIVITY

Cumulative percentage of contracted UDA delivered 2018 & 2019



Month	Adjusted Scheduled Activity (UDA)	
	2018	2019
April	6	10
May	34	24
June	48	35
July	74	48
August	94	76
September	105	91
October	118	120
November	154	134
December	163	156
January	174	
February	189	
March	211	
April	226	
May	228	
June	228	

QUALITY

	Quantity	Base Number	Contract	AT	Region	England
% of FP17s for the same patient ID Re-attending within 3 months - Children	6	133	4.5%	10.2%	11.8%	11.8%
% of FP17s for the same patient ID Re-attending within 3 months - Adults	0	14	0.0%	15.4%	16.7%	15.6%
% of FP17s for the same patient ID Re-attending between 3 & 9 months - Children	94	133	70.7%	49.0%	48.6%	58.8%
% of FP17s for the same patient ID Re-attending between 3 & 9 months - Adults	11	14	78.6%	38.7%	39.1%	51.0%
% of FP17s for Band 1 Urgent Courses	0	130	0.0%	10.2%	10.6%	9.0%
% of FP17s Relating to Free Repair or Replacements	0	130	0.0%	0.6%	0.5%	0.8%
% of FP17s Relating to Continuations	0	130	0.0%	0.9%	0.7%	0.9%
% of Patients satisfied with the dentistry they have received	1	1	N/A	91.8%	90.2%	93.2%
% of Patients satisfied with the time they had to wait for an appointment	1	1	N/A	87.2%	85.0%	88.3%

* This is based on patients treated on this contract for their most recent course of treatment. Figures in italics indicate the base number of FP17s or Patient Questionnaire responses are less than 100. N/A is shown where the base number of responses is less than 10 during the period. % is calculated as Quantity/Base number*100

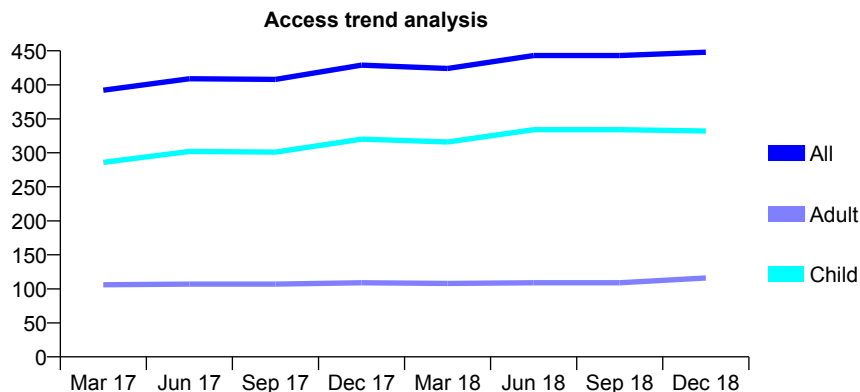
Q63 - Vital Signs At a Glance Contract Report for 632236/0001 - December 2018

Name or company name	MR WO DE VRIES
Contract type name	GDS Contract
Purpose of contract	General
Contract start date	01/04/2006
Contract end date	

18/19 Contracted general activity (UDA)	850
Carry forward general activity (UDA)	-5
18/19 Contracted orthodontic activity (UOA)	0
Carry forward orthodontic activity (UOA)	0
Baseline contract value	£24,731.22

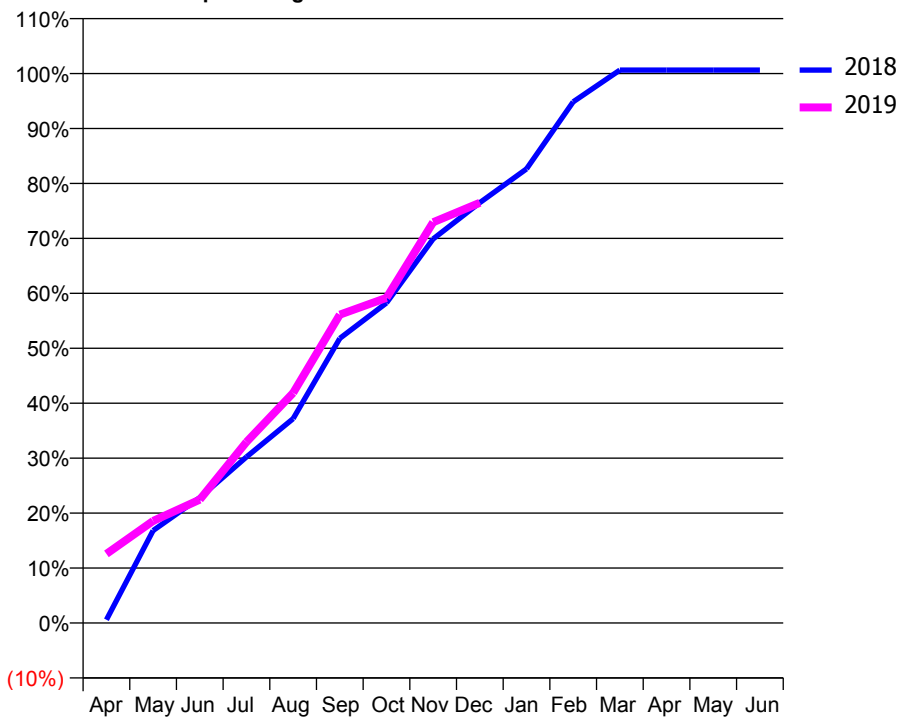
ACCESS*

Patients seen in 24 months	Total	Change since previous quarter
Quarter ending December 2017	429	
Quarter ending March 2018	424	↓
Quarter ending June 2018	443	↑
Quarter ending September 2018	443	→
Quarter ending December 2018	448	→
Variance since December 2017	4.4%	↑



ACTIVITY

Cumulative percentage of contracted UDA delivered 2018 & 2019



Month	Adjusted Scheduled Activity (UDA)	
	2018	2019
April	5	107
May	143	158
June	194	191
July	257	280
August	316	356
September	440	477
October	495	503
November	594	620
December	650	650
January	702	
February	806	
March	855	
April	855	
May	855	
June	855	

QUALITY

	Quantity	Base Number	Contract	AT	Region	England
% of FP17s for the same patient ID Re-attending within 3 months - Children	7	387	1.8%	10.2%	11.8%	11.8%
% of FP17s for the same patient ID Re-attending within 3 months - Adults	1	66	1.5%	15.4%	16.7%	15.6%
% of FP17s for the same patient ID Re-attending between 3 & 9 months - Children	295	387	76.2%	49.0%	48.6%	58.8%
% of FP17s for the same patient ID Re-attending between 3 & 9 months - Adults	42	66	63.6%	38.7%	39.1%	51.0%
% of FP17s for Band 1 Urgent Courses	0	453	0.0%	10.2%	10.6%	9.0%
% of FP17s Relating to Free Repair or Replacements	0	453	0.0%	0.6%	0.5%	0.8%
% of FP17s Relating to Continuations	0	453	0.0%	0.9%	0.7%	0.9%
% of Patients satisfied with the dentistry they have received	0	0	N/A	91.8%	90.2%	93.2%
% of Patients satisfied with the time they had to wait for an appointment	0	0	N/A	87.2%	85.0%	88.3%

* This is based on patients treated on this contract for their most recent course of treatment. Figures in italics indicate the base number of FP17s or Patient Questionnaire responses are less than 100. N/A is shown where the base number of responses is less than 10 during the period. % is calculated as Quantity/Base number*100

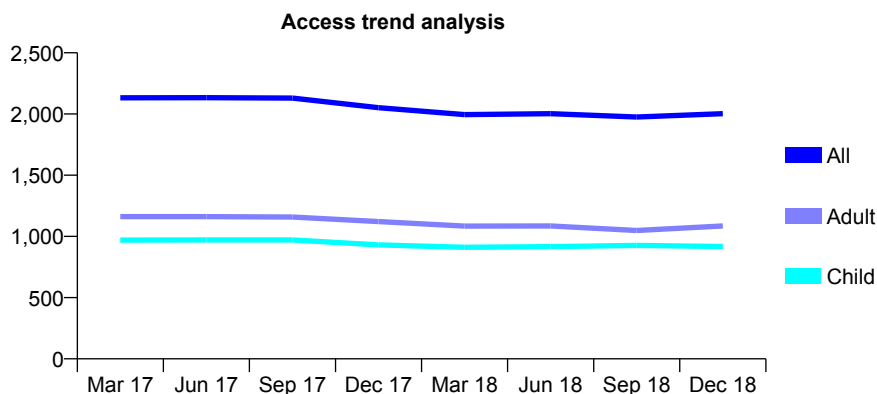
Q63 - Vital Signs At a Glance Contract Report for 632775/0001 - December 2018

Name or company name	MR AJ WHITTOME
Contract type name	GDS Contract
Purpose of contract	General
Contract start date	01/04/2006
Contract end date	

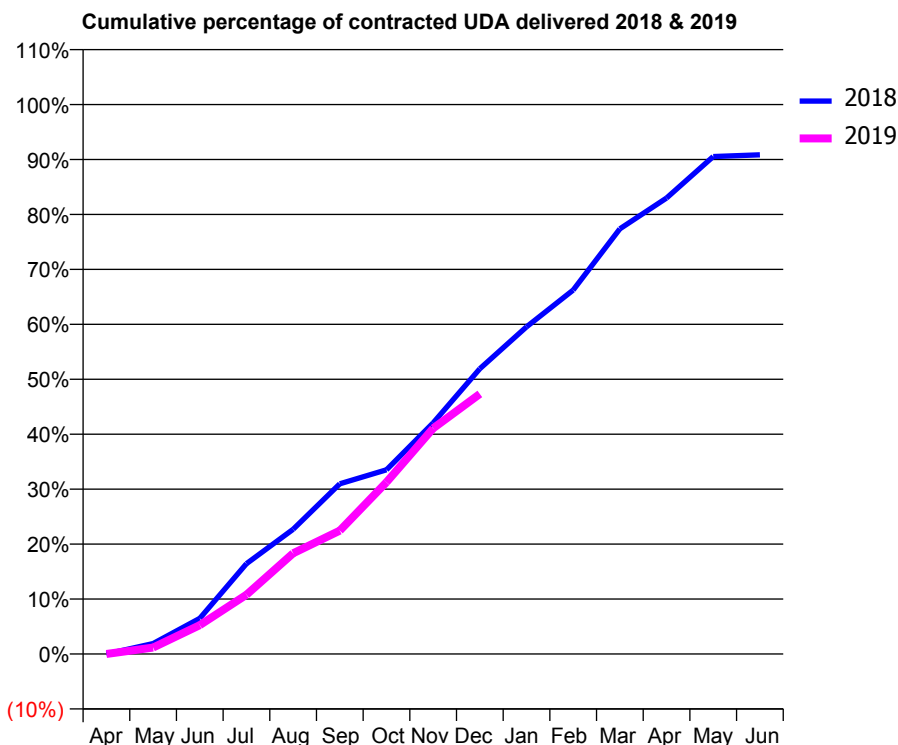
18/19 Contracted general activity (UDA)	7,187
Carry forward general activity (UDA)	0
18/19 Contracted orthodontic activity (UOA)	0
Carry forward orthodontic activity (UOA)	0
Baseline contract value	£189,043.72

ACCESS*

Patients seen in 24 months	Total	Change since previous quarter
Quarter ending December 2017	2,052	
Quarter ending March 2018	1,995	↓
Quarter ending June 2018	2,003	→
Quarter ending September 2018	1,975	↓
Quarter ending December 2018	2,003	→
Variance since December 2017	(2.4%)	↓



ACTIVITY



Month	Adjusted Scheduled Activity (UDA)	
	2018	2019
April	1	0
May	137	85
June	466	378
July	1,181	776
August	1,632	1,318
September	2,227	1,614
October	2,410	2,247
November	3,024	2,952
December	3,731	3,403
January	4,279	
February	4,760	
March	5,561	
April	5,963	
May	6,507	
June	6,529	

QUALITY

	Quantity	Base Number	Contract	AT	Region	England
% of FP17s for the same patient ID Re-attending within 3 months - Children	88	861	10.2%	10.2%	11.8%	11.8%
% of FP17s for the same patient ID Re-attending within 3 months - Adults	207	933	22.2%	15.4%	16.7%	15.6%
% of FP17s for the same patient ID Re-attending between 3 & 9 months - Children	397	861	46.1%	49.0%	48.6%	58.8%
% of FP17s for the same patient ID Re-attending between 3 & 9 months - Adults	402	933	43.1%	38.7%	39.1%	51.0%
% of FP17s for Band 1 Urgent Courses	164	1,436	11.4%	10.2%	10.6%	9.0%
% of FP17s Relating to Free Repair or Replacements	0	1,436	0.0%	0.6%	0.5%	0.8%
% of FP17s Relating to Continuations	0	1,436	0.0%	0.9%	0.7%	0.9%
% of Patients satisfied with the dentistry they have received	1	1	N/A	91.8%	90.2%	93.2%
% of Patients satisfied with the time they had to wait for an appointment	1	1	N/A	87.2%	85.0%	88.3%

* This is based on patients treated on this contract for their most recent course of treatment. Figures in italics indicate the base number of FP17s or Patient Questionnaire responses are less than 100. N/A is shown where the base number of responses is less than 10 during the period. % is calculated as Quantity/Base number*100

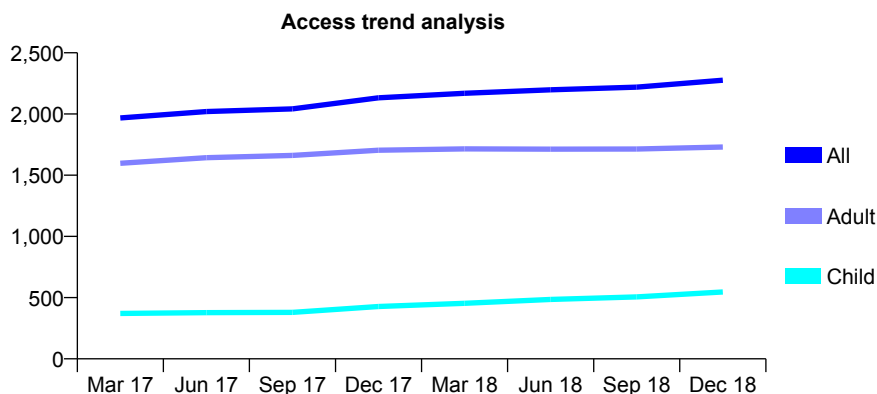
Q63 - Vital Signs At a Glance Contract Report for 635006/0001 - December 2018

Name or company name	MR CJ LEE
Contract type name	GDS Contract
Purpose of contract	General
Contract start date	01/04/2006
Contract end date	

18/19 Contracted general activity (UDA)	8,206
Carry forward general activity (UDA)	-134
18/19 Contracted orthodontic activity (UOA)	0
Carry forward orthodontic activity (UOA)	0
Baseline contract value	£305,518.05

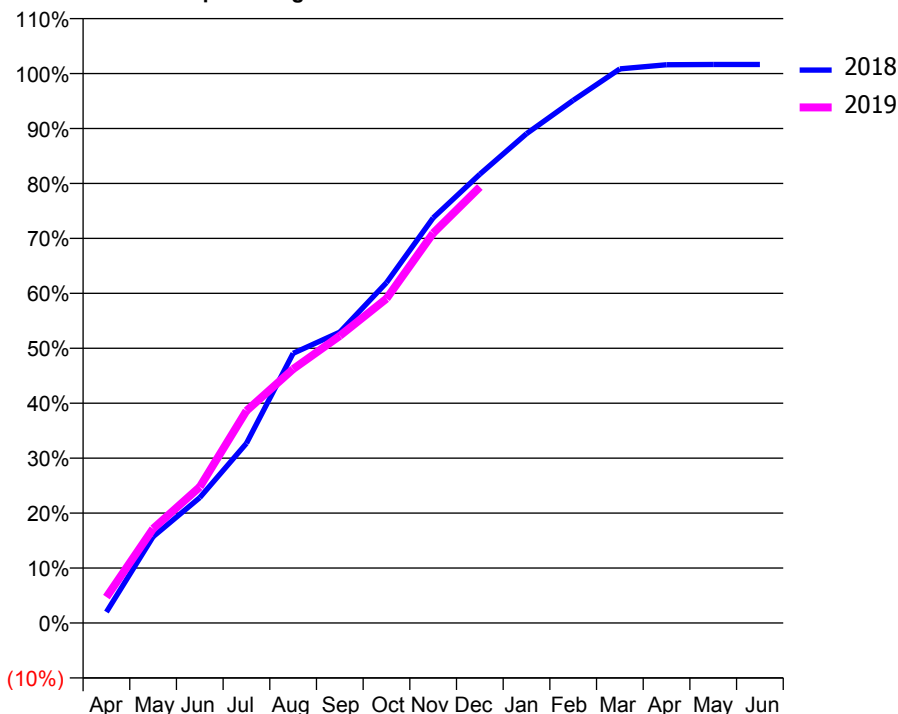
ACCESS*

Patients seen in 24 months	Total	Change since previous quarter
Quarter ending December 2017	2,132	
Quarter ending March 2018	2,169	→
Quarter ending June 2018	2,198	→
Quarter ending September 2018	2,220	→
Quarter ending December 2018	2,276	↑
Variance since December 2017	6.8%	↑



ACTIVITY

Cumulative percentage of contracted UDA delivered 2018 & 2019



Month	Adjusted Scheduled Activity (UDA)	
	2018	2019
April	164	387
May	1,289	1,409
June	1,872	2,031
July	2,684	3,170
August	4,028	3,793
September	4,344	4,289
October	5,083	4,845
November	6,051	5,822
December	6,702	6,510
January	7,307	
February	7,805	
March	8,275	
April	8,336	
May	8,340	
June	8,340	

QUALITY

	Quantity	Base Number	Contract	AT	Region	England
% of FP17s for the same patient ID Re-attending within 3 months - Children	50	562	8.9%	10.2%	11.8%	11.8%
% of FP17s for the same patient ID Re-attending within 3 months - Adults	250	1,649	15.2%	15.4%	16.7%	15.6%
% of FP17s for the same patient ID Re-attending between 3 & 9 months - Children	240	562	42.7%	49.0%	48.6%	58.8%
% of FP17s for the same patient ID Re-attending between 3 & 9 months - Adults	780	1,649	47.3%	38.7%	39.1%	51.0%
% of FP17s for Band 1 Urgent Courses	192	2,167	8.9%	10.2%	10.6%	9.0%
% of FP17s Relating to Free Repair or Replacements	37	2,167	1.7%	0.6%	0.5%	0.8%
% of FP17s Relating to Continuations	25	2,167	1.2%	0.9%	0.7%	0.9%
% of Patients satisfied with the dentistry they have received	1	1	N/A	91.8%	90.2%	93.2%
% of Patients satisfied with the time they had to wait for an appointment	0	1	N/A	87.2%	85.0%	88.3%

* This is based on patients treated on this contract for their most recent course of treatment. Figures in italics indicate the base number of FP17s or Patient Questionnaire responses are less than 100. N/A is shown where the base number of responses is less than 10 during the period. % is calculated as Quantity/Base number*100

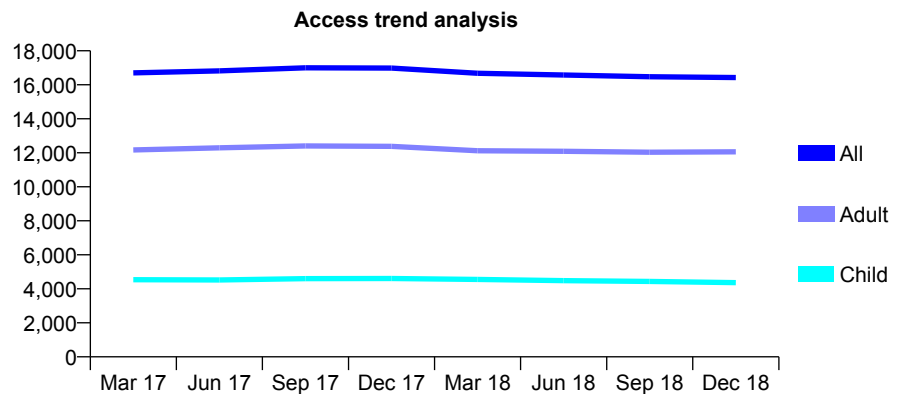
Q63 - Vital Signs At a Glance Contract Report for 638021/0001 - December 2018

Name or company name	MR U PATEL
Contract type name	GDS Contract
Purpose of contract	General
Contract start date	01/04/2006
Contract end date	

18/19 Contracted general activity (UDA)	56,222
Carry forward general activity (UDA)	-174
18/19 Contracted orthodontic activity (UOA)	0
Carry forward orthodontic activity (UOA)	0
Baseline contract value	£1,684,563.40

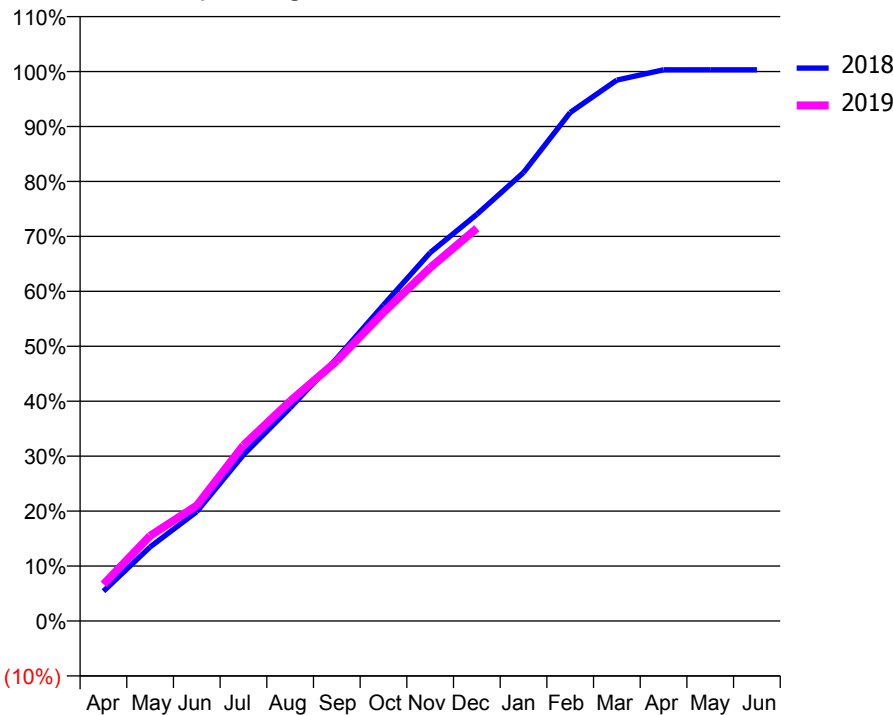
ACCESS*

Patients seen in 24 months	Total	Change since previous quarter
Quarter ending December 2017	16,986	
Quarter ending March 2018	16,677	↓
Quarter ending June 2018	16,573	→
Quarter ending September 2018	16,474	→
Quarter ending December 2018	16,426	→
Variance since December 2017	(3.3%)	↓



ACTIVITY

Cumulative percentage of contracted UDA delivered 2018 & 2019



Month	Adjusted Scheduled Activity (UDA)	
	2018	2019
April	3,051	3,762
May	7,578	8,730
June	11,197	11,816
July	17,012	17,989
August	21,807	22,508
September	26,881	26,606
October	32,341	31,574
November	37,696	36,143
December	41,610	40,183
January	45,894	
February	52,025	
March	55,342	
April	56,391	
May	56,397	
June	56,396	

QUALITY

	Quantity	Base Number	Contract	AT	Region	England
% of FP17s for the same patient ID Re-attending within 3 months - Children	435	3,903	11.1%	10.2%	11.8%	11.8%
% of FP17s for the same patient ID Re-attending within 3 months - Adults	1,579	9,285	17.0%	15.4%	16.7%	15.6%
% of FP17s for the same patient ID Re-attending between 3 & 9 months - Children	1,648	3,903	42.2%	49.0%	48.6%	58.8%
% of FP17s for the same patient ID Re-attending between 3 & 9 months - Adults	2,889	9,285	31.1%	38.7%	39.1%	51.0%
% of FP17s for Band 1 Urgent Courses	1,190	12,617	9.4%	10.2%	10.6%	9.0%
% of FP17s Relating to Free Repair or Replacements	257	12,617	2.0%	0.6%	0.5%	0.8%
% of FP17s Relating to Continuations	110	12,617	0.9%	0.9%	0.7%	0.9%
% of Patients satisfied with the dentistry they have received	5	5	N/A	91.8%	90.2%	93.2%
% of Patients satisfied with the time they had to wait for an appointment	4	5	N/A	87.2%	85.0%	88.3%

* This is based on patients treated on this contract for their most recent course of treatment. Figures in italics indicate the base number of FP17s or Patient Questionnaire responses are less than 100. N/A is shown where the base number of responses is less than 10 during the period. % is calculated as Quantity/Base number*100

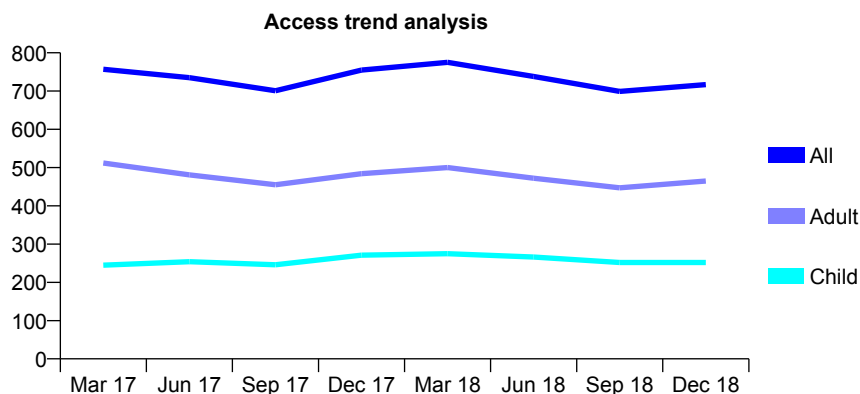
Q63 - Vital Signs At a Glance Contract Report for 638323/0005 - December 2018

Name or company name	Afzal & Photay
Contract type name	GDS Contract
Purpose of contract	General
Contract start date	01/09/2012
Contract end date	

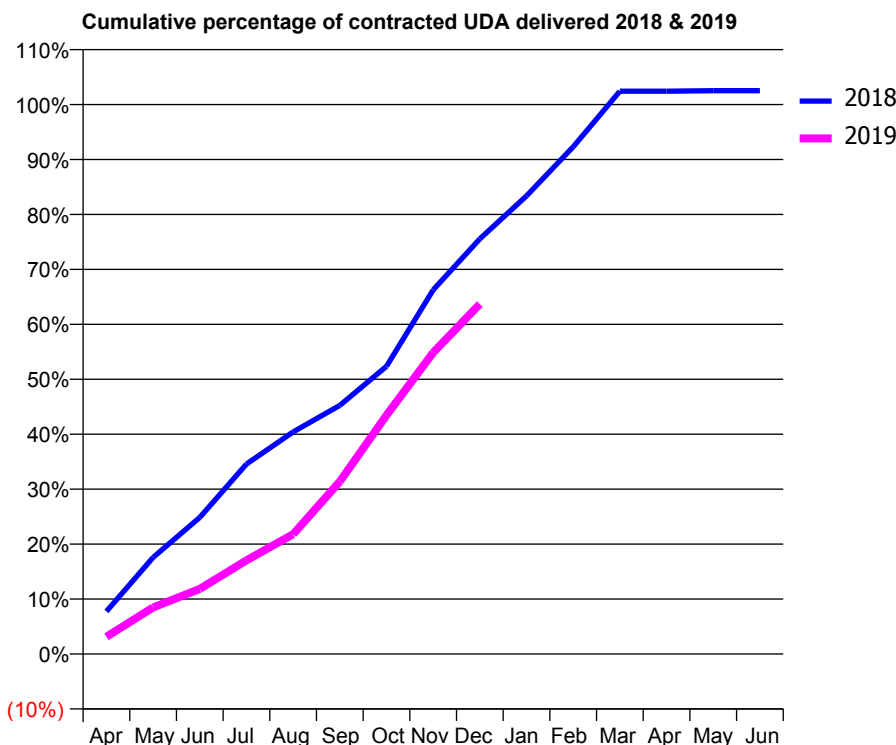
18/19 Contracted general activity (UDA)	2,268
Carry forward general activity (UDA)	-45
18/19 Contracted orthodontic activity (UOA)	0
Carry forward orthodontic activity (UOA)	0
Baseline contract value	£57,249.21

ACCESS*

Patients seen in 24 months	Total	Change since previous quarter
Quarter ending December 2017	755	
Quarter ending March 2018	775	↑
Quarter ending June 2018	738	↓
Quarter ending September 2018	699	↓
Quarter ending December 2018	717	↑
Variance since December 2017	(5.0%)	↓



ACTIVITY



Month	Adjusted Scheduled Activity (UDA)	
	2018	2019
April	176	71
May	399	193
June	564	269
July	784	386
August	916	494
September	1,026	712
October	1,187	985
November	1,503	1,244
December	1,714	1,445
January	1,891	
February	2,093	
March	2,323	
April	2,323	
May	2,325	
June	2,325	

QUALITY

	Quantity	Base Number	Contract	AT	Region	England
% of FP17s for the same patient ID Re-attending within 3 months - Children	19	188	10.1%	10.2%	11.8%	11.8%
% of FP17s for the same patient ID Re-attending within 3 months - Adults	54	319	16.9%	15.4%	16.7%	15.6%
% of FP17s for the same patient ID Re-attending between 3 & 9 months - Children	48	188	25.5%	49.0%	48.6%	58.8%
% of FP17s for the same patient ID Re-attending between 3 & 9 months - Adults	85	319	26.6%	38.7%	39.1%	51.0%
% of FP17s for Band 1 Urgent Courses	48	503	9.5%	10.2%	10.6%	9.0%
% of FP17s Relating to Free Repair or Replacements	3	503	0.6%	0.6%	0.5%	0.8%
% of FP17s Relating to Continuations	3	503	0.6%	0.9%	0.7%	0.9%
% of Patients satisfied with the dentistry they have received	0	0	N/A	91.8%	90.2%	93.2%
% of Patients satisfied with the time they had to wait for an appointment	0	0	N/A	87.2%	85.0%	88.3%

* This is based on patients treated on this contract for their most recent course of treatment. Figures in italics indicate the base number of FP17s or Patient Questionnaire responses are less than 100. N/A is shown where the base number of responses is less than 10 during the period. % is calculated as Quantity/Base number*100

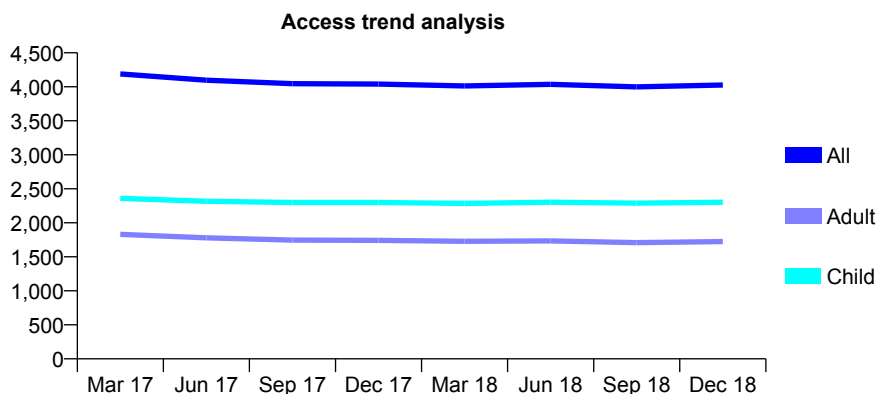
Q63 - Vital Signs At a Glance Contract Report for 643963/0001 - December 2018

Name or company name	MR BJ O'ROURKE
Contract type name	GDS Contract
Purpose of contract	General
Contract start date	01/04/2006
Contract end date	

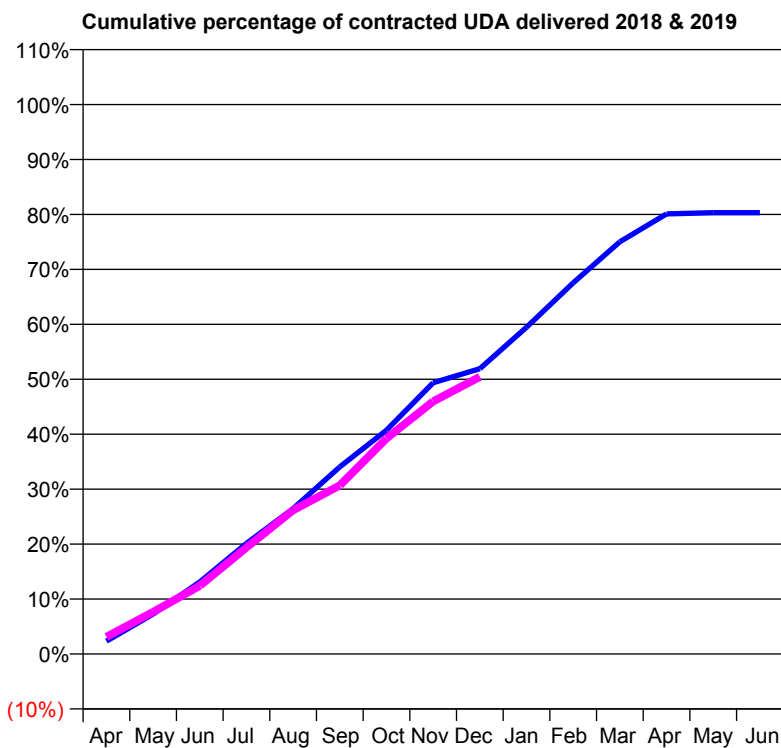
18/19 Contracted general activity (UDA)	15,452
Carry forward general activity (UDA)	0
18/19 Contracted orthodontic activity (UOA)	0
Carry forward orthodontic activity (UOA)	0
Baseline contract value	£470,207.96

ACCESS*

Patients seen in 24 months	Total	Change since previous quarter
Quarter ending December 2017	4,041	
Quarter ending March 2018	4,013	→
Quarter ending June 2018	4,037	→
Quarter ending September 2018	3,999	→
Quarter ending December 2018	4,027	→
Variance since December 2017	(0.3%)	→



ACTIVITY



Month	Adjusted Scheduled Activity (UDA)	
	2018	2019
April	361	484
May	1,124	1,184
June	2,027	1,918
July	3,112	2,993
August	4,089	4,045
September	5,265	4,742
October	6,295	6,062
November	7,627	7,104
December	8,024	7,793
January	9,190	
February	10,439	
March	11,593	
April	12,377	
May	12,408	
June	12,408	

QUALITY

	Quantity	Base Number	Contract	AT	Region	England
% of FP17s for the same patient ID Re-attending within 3 months - Children	149	2,054	7.3%	10.2%	11.8%	11.8%
% of FP17s for the same patient ID Re-attending within 3 months - Adults	431	1,482	29.1%	15.4%	16.7%	15.6%
% of FP17s for the same patient ID Re-attending between 3 & 9 months - Children	922	2,054	44.9%	49.0%	48.6%	58.8%
% of FP17s for the same patient ID Re-attending between 3 & 9 months - Adults	431	1,482	29.1%	38.7%	39.1%	51.0%
% of FP17s for Band 1 Urgent Courses	452	3,284	13.8%	10.2%	10.6%	9.0%
% of FP17s Relating to Free Repair or Replacements	0	3,284	0.0%	0.6%	0.5%	0.8%
% of FP17s Relating to Continuations	30	3,284	0.9%	0.9%	0.7%	0.9%
% of Patients satisfied with the dentistry they have received	0	0	N/A	91.8%	90.2%	93.2%
% of Patients satisfied with the time they had to wait for an appointment	0	0	N/A	87.2%	85.0%	88.3%

* This is based on patients treated on this contract for their most recent course of treatment. Figures in italics indicate the base number of FP17s or Patient Questionnaire responses are less than 100. N/A is shown where the base number of responses is less than 10 during the period. % is calculated as Quantity/Base number*100

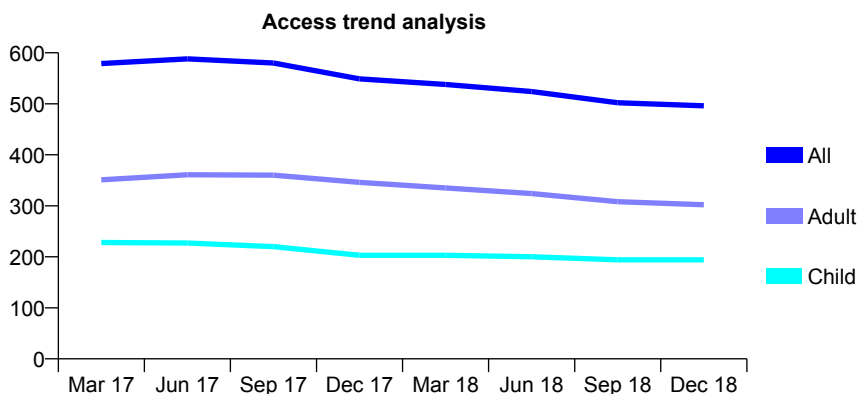
Q63 - Vital Signs At a Glance Contract Report for 651478/0001 - December 2018

Name or company name	MS NA DATHI
Contract type name	GDS Contract
Purpose of contract	General
Contract start date	01/04/2006
Contract end date	

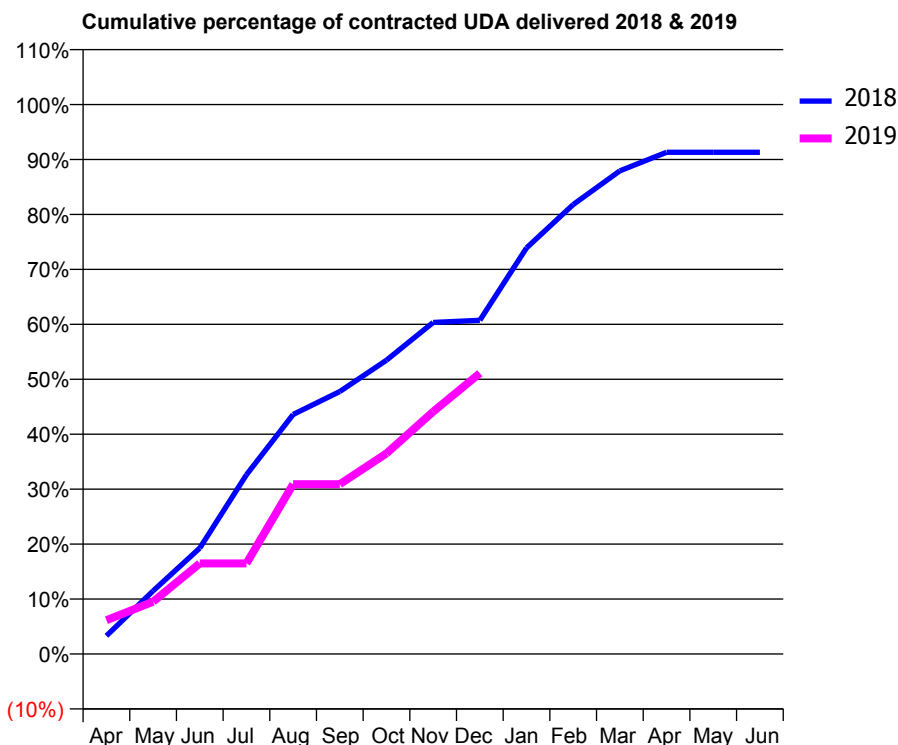
18/19 Contracted general activity (UDA)	1,000
Carry forward general activity (UDA)	0
18/19 Contracted orthodontic activity (UOA)	0
Carry forward orthodontic activity (UOA)	0
Baseline contract value	£24,160.32

ACCESS*

Patients seen in 24 months	Total	Change since previous quarter
Quarter ending December 2017	549	
Quarter ending March 2018	538	↓
Quarter ending June 2018	524	↓
Quarter ending September 2018	502	↓
Quarter ending December 2018	496	↓
Variance since December 2017	(9.7%)	↓



ACTIVITY



Month	Adjusted Scheduled Activity (UDA)	
	2018	2019
April	33	62
May	115	95
June	193	165
July	326	165
August	436	309
September	478	309
October	535	365
November	603	441
December	607	511
January	739	
February	818	
March	879	
April	913	
May	913	
June	913	

QUALITY

	Quantity	Base Number	Contract	AT	Region	England
% of FP17s for the same patient ID Re-attending within 3 months - Children	6	157	3.8%	10.2%	11.8%	11.8%
% of FP17s for the same patient ID Re-attending within 3 months - Adults	7	183	3.8%	15.4%	16.7%	15.6%
% of FP17s for the same patient ID Re-attending between 3 & 9 months - Children	71	157	45.2%	49.0%	48.6%	58.8%
% of FP17s for the same patient ID Re-attending between 3 & 9 months - Adults	58	183	31.7%	38.7%	39.1%	51.0%
% of FP17s for Band 1 Urgent Courses	20	302	6.6%	10.2%	10.6%	9.0%
% of FP17s Relating to Free Repair or Replacements	0	302	0.0%	0.6%	0.5%	0.8%
% of FP17s Relating to Continuations	0	302	0.0%	0.9%	0.7%	0.9%
% of Patients satisfied with the dentistry they have received	1	1	N/A	91.8%	90.2%	93.2%
% of Patients satisfied with the time they had to wait for an appointment	1	1	N/A	87.2%	85.0%	88.3%

* This is based on patients treated on this contract for their most recent course of treatment. Figures in italics indicate the base number of FP17s or Patient Questionnaire responses are less than 100. N/A is shown where the base number of responses is less than 10 during the period. % is calculated as Quantity/Base number*100

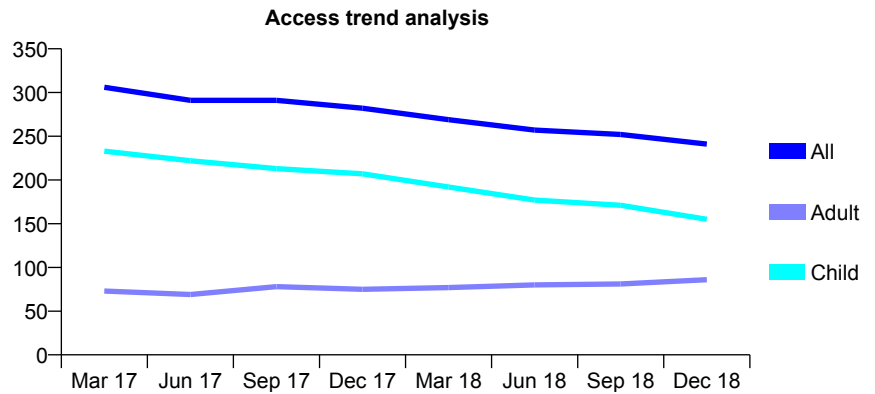
Q63 - Vital Signs At a Glance Contract Report for 651680/0001 - December 2018

Name or company name	MR RH BAYLIS
Contract type name	GDS Contract
Purpose of contract	General
Contract start date	01/04/2006
Contract end date	

18/19 Contracted general activity (UDA)	546
Carry forward general activity (UDA)	0
18/19 Contracted orthodontic activity (UOA)	0
Carry forward orthodontic activity (UOA)	0
Baseline contract value	£14,314.66

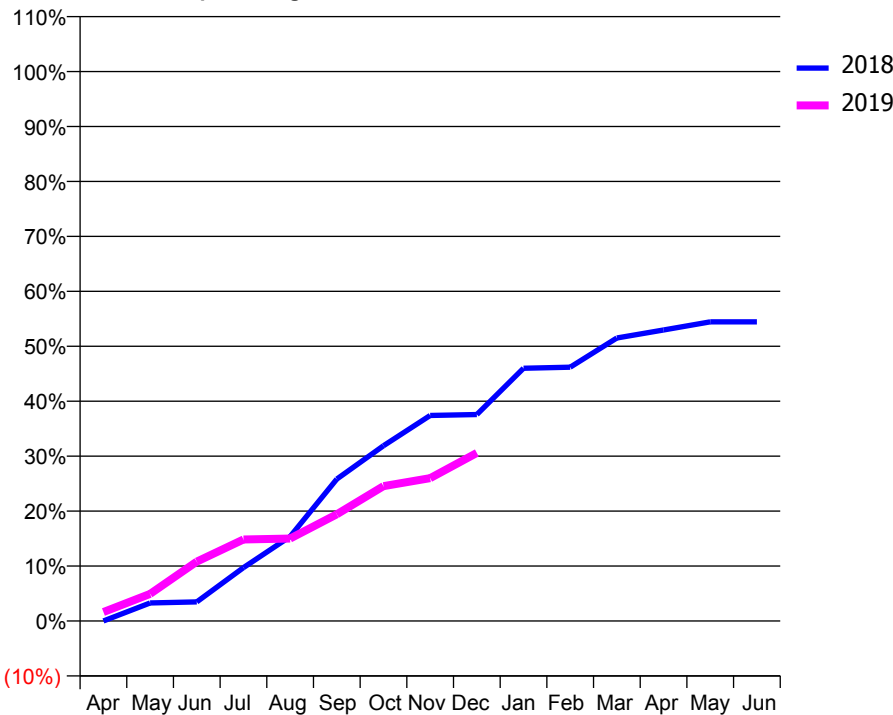
ACCESS*

Patients seen in 24 months	Total	Change since previous quarter
Quarter ending December 2017	282	
Quarter ending March 2018	269	↓
Quarter ending June 2018	257	↓
Quarter ending September 2018	252	↓
Quarter ending December 2018	241	↓
Variance since December 2017	(14.5%)	↓



ACTIVITY

Cumulative percentage of contracted UDA delivered 2018 & 2019



Month	Adjusted Scheduled Activity (UDA)	
	2018	2019
April	0	9
May	18	27
June	19	59
July	53	81
August	84	82
September	141	106
October	174	134
November	204	142
December	205	167
January	251	
February	252	
March	281	
April	289	
May	297	
June	297	

QUALITY

	Quantity	Base Number	Contract	AT	Region	England
% of FP17s for the same patient ID Re-attending within 3 months - Children	2	146	1.4%	10.2%	11.8%	11.8%
% of FP17s for the same patient ID Re-attending within 3 months - Adults	0	24	0.0%	15.4%	16.7%	15.6%
% of FP17s for the same patient ID Re-attending between 3 & 9 months - Children	82	146	56.2%	49.0%	48.6%	58.8%
% of FP17s for the same patient ID Re-attending between 3 & 9 months - Adults	8	24	33.3%	38.7%	39.1%	51.0%
% of FP17s for Band 1 Urgent Courses	0	153	0.0%	10.2%	10.6%	9.0%
% of FP17s Relating to Free Repair or Replacements	0	153	0.0%	0.6%	0.5%	0.8%
% of FP17s Relating to Continuations	0	153	0.0%	0.9%	0.7%	0.9%
% of Patients satisfied with the dentistry they have received	0	0	N/A	91.8%	90.2%	93.2%
% of Patients satisfied with the time they had to wait for an appointment	0	0	N/A	87.2%	85.0%	88.3%

* This is based on patients treated on this contract for their most recent course of treatment. Figures in italics indicate the base number of FP17s or Patient Questionnaire responses are less than 100. N/A is shown where the base number of responses is less than 10 during the period. % is calculated as Quantity/Base number*100

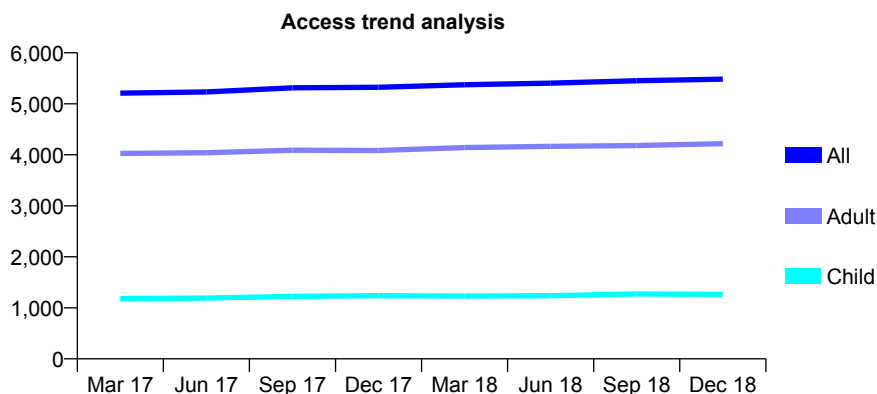
Q63 - Vital Signs At a Glance Contract Report for 656704/0003 - December 2018

Name or company name	MR R PATEL
Contract type name	GDS Contract
Purpose of contract	General
Contract start date	01/04/2006
Contract end date	

18/19 Contracted general activity (UDA)	15,926
Carry forward general activity (UDA)	254
18/19 Contracted orthodontic activity (UOA)	0
Carry forward orthodontic activity (UOA)	0
Baseline contract value	£454,116.07

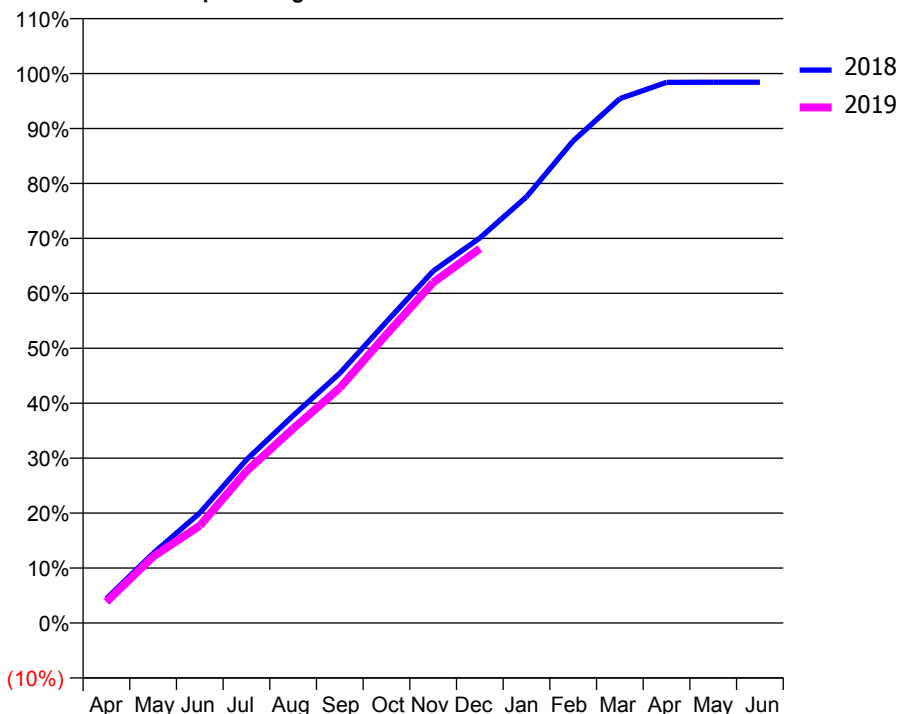
ACCESS*

Patients seen in 24 months	Total	Change since previous quarter
Quarter ending December 2017	5,324	
Quarter ending March 2018	5,373	→
Quarter ending June 2018	5,404	→
Quarter ending September 2018	5,453	→
Quarter ending December 2018	5,483	→
Variance since December 2017	3.0%	↑



ACTIVITY

Cumulative percentage of contracted UDA delivered 2018 & 2019



Month	Adjusted Scheduled Activity (UDA)	
	2018	2019
April	705	613
May	2,019	1,923
June	3,189	2,821
July	4,734	4,398
August	6,013	5,632
September	7,241	6,815
October	8,734	8,365
November	10,202	9,868
December	11,158	10,850
January	12,355	
February	13,971	
March	15,199	
April	15,671	
May	15,672	
June	15,672	

QUALITY

	Quantity	Base Number	Contract	AT	Region	England
% of FP17s for the same patient ID Re-attending within 3 months - Children	105	1,239	8.5%	10.2%	11.8%	11.8%
% of FP17s for the same patient ID Re-attending within 3 months - Adults	451	3,402	13.3%	15.4%	16.7%	15.6%
% of FP17s for the same patient ID Re-attending between 3 & 9 months - Children	611	1,239	49.3%	49.0%	48.6%	58.8%
% of FP17s for the same patient ID Re-attending between 3 & 9 months - Adults	1,294	3,402	38.0%	38.7%	39.1%	51.0%
% of FP17s for Band 1 Urgent Courses	356	4,471	8.0%	10.2%	10.6%	9.0%
% of FP17s Relating to Free Repair or Replacements	84	4,471	1.9%	0.6%	0.5%	0.8%
% of FP17s Relating to Continuations	55	4,471	1.2%	0.9%	0.7%	0.9%
% of Patients satisfied with the dentistry they have received	2	2	N/A	91.8%	90.2%	93.2%
% of Patients satisfied with the time they had to wait for an appointment	2	2	N/A	87.2%	85.0%	88.3%

* This is based on patients treated on this contract for their most recent course of treatment. Figures in italics indicate the base number of FP17s or Patient Questionnaire responses are less than 100. N/A is shown where the base number of responses is less than 10 during the period. % is calculated as Quantity/Base number*100

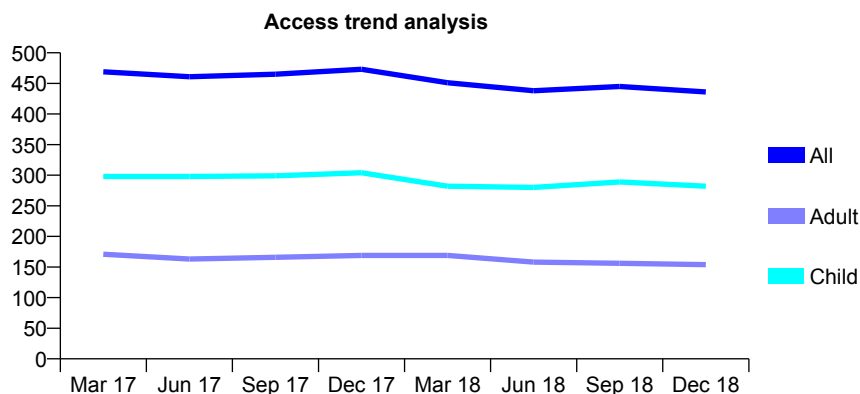
Q63 - Vital Signs At a Glance Contract Report for 656917/0001 - December 2018

Name or company name	MR P MORAITIS
Contract type name	GDS Contract
Purpose of contract	General
Contract start date	01/04/2006
Contract end date	

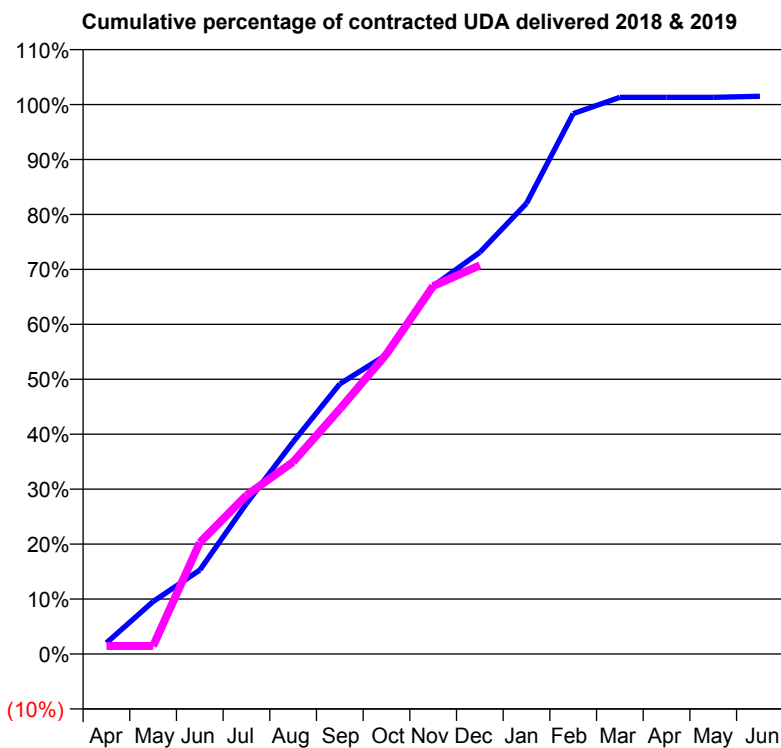
18/19 Contracted general activity (UDA)	1,090
Carry forward general activity (UDA)	-16
18/19 Contracted orthodontic activity (UOA)	0
Carry forward orthodontic activity (UOA)	0
Baseline contract value	£30,059.54

ACCESS*

Patients seen in 24 months	Total	Change since previous quarter
Quarter ending December 2017	473	
Quarter ending March 2018	451	↓
Quarter ending June 2018	438	↓
Quarter ending September 2018	445	→
Quarter ending December 2018	436	↓
Variance since December 2017	(7.8%)	↓



ACTIVITY



Month	Adjusted Scheduled Activity (UDA)	
	2018	2019
April	22	16
May	104	16
June	166	221
July	298	315
August	421	381
September	536	486
October	594	595
November	730	730
December	797	771
January	894	
February	1,072	
March	1,104	
April	1,104	
May	1,104	
June	1,106	

QUALITY

	Quantity	Base Number	Contract	AT	Region	England
% of FP17s for the same patient ID Re-attending within 3 months - Children	11	276	4.0%	10.2%	11.8%	11.8%
% of FP17s for the same patient ID Re-attending within 3 months - Adults	11	131	8.4%	15.4%	16.7%	15.6%
% of FP17s for the same patient ID Re-attending between 3 & 9 months - Children	169	276	61.2%	49.0%	48.6%	58.8%
% of FP17s for the same patient ID Re-attending between 3 & 9 months - Adults	74	131	56.5%	38.7%	39.1%	51.0%
% of FP17s for Band 1 Urgent Courses	0	402	0.0%	10.2%	10.6%	9.0%
% of FP17s Relating to Free Repair or Replacements	0	402	0.0%	0.6%	0.5%	0.8%
% of FP17s Relating to Continuations	0	402	0.0%	0.9%	0.7%	0.9%
% of Patients satisfied with the dentistry they have received	1	1	N/A	91.8%	90.2%	93.2%
% of Patients satisfied with the time they had to wait for an appointment	1	1	N/A	87.2%	85.0%	88.3%

* This is based on patients treated on this contract for their most recent course of treatment. Figures in italics indicate the base number of FP17s or Patient Questionnaire responses are less than 100. N/A is shown where the base number of responses is less than 10 during the period. % is calculated as Quantity/Base number*100

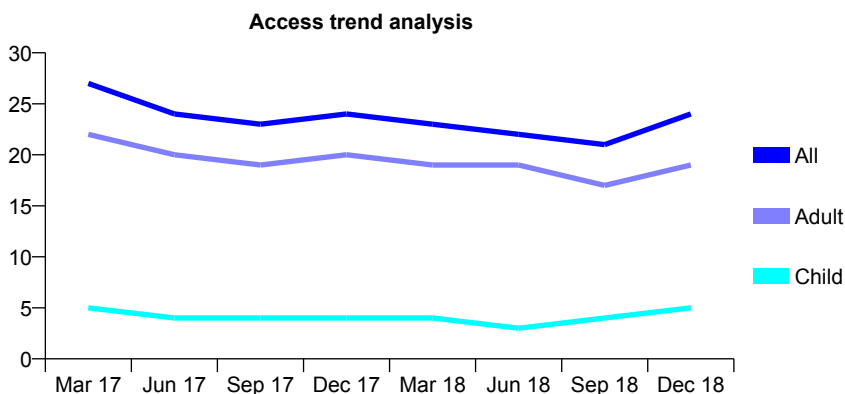
Q63 - Vital Signs At a Glance Contract Report for 671908/0001 - December 2018

Name or company name	MR J SHELDON
Contract type name	GDS Contract
Purpose of contract	General
Contract start date	01/04/2006
Contract end date	

18/19 Contracted general activity (UDA)	100
Carry forward general activity (UDA)	-2
18/19 Contracted orthodontic activity (UOA)	0
Carry forward orthodontic activity (UOA)	0
Baseline contract value	£2,813.86

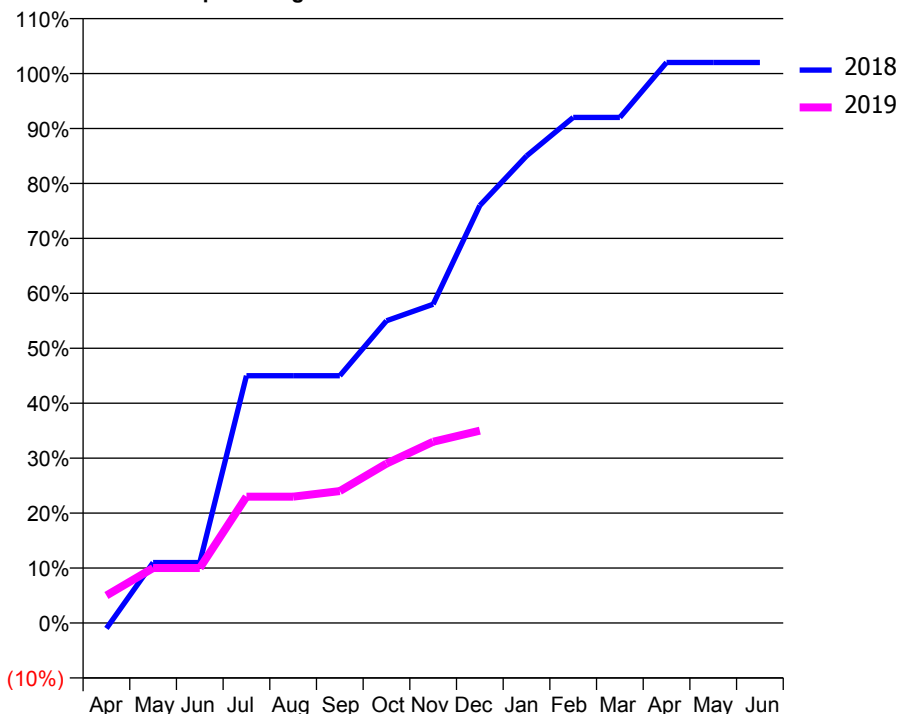
ACCESS*

Patients seen in 24 months	Total	Change since previous quarter
Quarter ending December 2017	24	
Quarter ending March 2018	23	↓
Quarter ending June 2018	22	↓
Quarter ending September 2018	21	↓
Quarter ending December 2018	24	↑
Variance since December 2017	0.0%	→



ACTIVITY

Cumulative percentage of contracted UDA delivered 2018 & 2019



Month	Adjusted Scheduled Activity (UDA)	
	2018	2019
April	-1	5
May	11	10
June	11	10
July	45	23
August	45	23
September	45	24
October	55	29
November	58	33
December	76	35
January	85	
February	92	
March	92	
April	102	
May	102	
June	102	

QUALITY

	Quantity	Base Number	Contract	AT	Region	England
% of FP17s for the same patient ID Re-attending within 3 months - Children	0	7	0.0%	10.2%	11.8%	11.8%
% of FP17s for the same patient ID Re-attending within 3 months - Adults	0	16	0.0%	15.4%	16.7%	15.6%
% of FP17s for the same patient ID Re-attending between 3 & 9 months - Children	4	7	57.1%	49.0%	48.6%	58.8%
% of FP17s for the same patient ID Re-attending between 3 & 9 months - Adults	14	16	87.5%	38.7%	39.1%	51.0%
% of FP17s for Band 1 Urgent Courses	0	19	0.0%	10.2%	10.6%	9.0%
% of FP17s Relating to Free Repair or Replacements	0	19	0.0%	0.6%	0.5%	0.8%
% of FP17s Relating to Continuations	0	19	0.0%	0.9%	0.7%	0.9%
% of Patients satisfied with the dentistry they have received	0	0	N/A	91.8%	90.2%	93.2%
% of Patients satisfied with the time they had to wait for an appointment	0	0	N/A	87.2%	85.0%	88.3%

* This is based on patients treated on this contract for their most recent course of treatment. Figures in italics indicate the base number of FP17s or Patient Questionnaire responses are less than 100. N/A is shown where the base number of responses is less than 10 during the period. % is calculated as Quantity/Base number*100

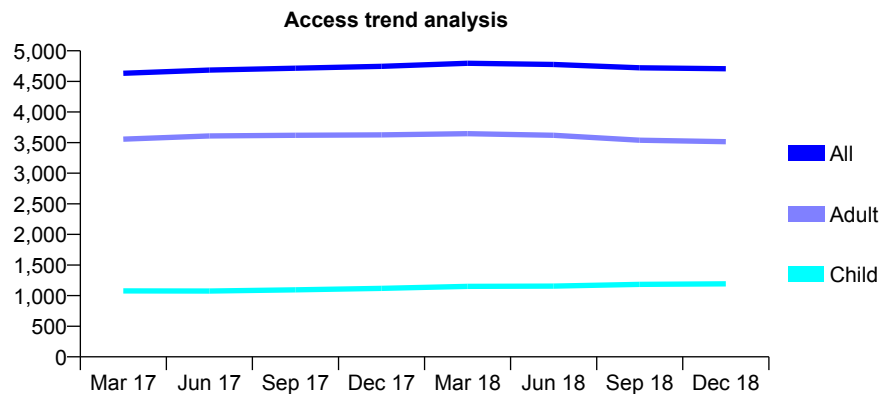
Q63 - Vital Signs At a Glance Contract Report for 673498/0001 - December 2018

Name or company name	MR TM ASHRAF
Contract type name	GDS Contract
Purpose of contract	General
Contract start date	01/04/2006
Contract end date	

18/19 Contracted general activity (UDA)	14,750
Carry forward general activity (UDA)	196
18/19 Contracted orthodontic activity (UOA)	0
Carry forward orthodontic activity (UOA)	0
Baseline contract value	£383,117.40

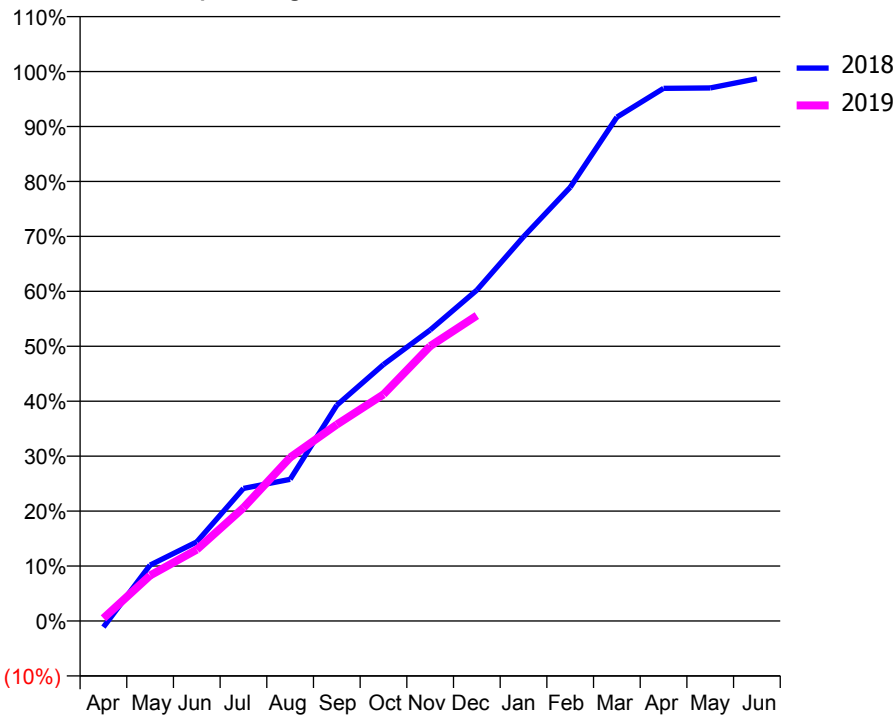
ACCESS*

Patients seen in 24 months	Total	Change since previous quarter
Quarter ending December 2017	4,746	
Quarter ending March 2018	4,797	→
Quarter ending June 2018	4,776	→
Quarter ending September 2018	4,723	↓
Quarter ending December 2018	4,707	→
Variance since December 2017	(0.8%)	→



ACTIVITY

Cumulative percentage of contracted UDA delivered 2018 & 2019



Month	Adjusted Scheduled Activity (UDA)	
	2018	2019
April	-165	73
May	1,503	1,224
June	2,123	1,915
July	3,559	3,041
August	3,804	4,390
September	5,792	5,275
October	6,886	6,083
November	7,814	7,380
December	8,884	8,199
January	10,315	
February	11,641	
March	13,526	
April	14,296	
May	14,309	
June	14,554	

QUALITY

	Quantity	Base Number	Contract	AT	Region	England
% of FP17s for the same patient ID Re-attending within 3 months - Children	68	960	7.1%	10.2%	11.8%	11.8%
% of FP17s for the same patient ID Re-attending within 3 months - Adults	248	2,386	10.4%	15.4%	16.7%	15.6%
% of FP17s for the same patient ID Re-attending between 3 & 9 months - Children	395	960	41.1%	49.0%	48.6%	58.8%
% of FP17s for the same patient ID Re-attending between 3 & 9 months - Adults	840	2,386	35.2%	38.7%	39.1%	51.0%
% of FP17s for Band 1 Urgent Courses	131	3,030	4.3%	10.2%	10.6%	9.0%
% of FP17s Relating to Free Repair or Replacements	33	3,030	1.1%	0.6%	0.5%	0.8%
% of FP17s Relating to Continuations	54	3,030	1.8%	0.9%	0.7%	0.9%
% of Patients satisfied with the dentistry they have received	1	1	N/A	91.8%	90.2%	93.2%
% of Patients satisfied with the time they had to wait for an appointment	1	1	N/A	87.2%	85.0%	88.3%

* This is based on patients treated on this contract for their most recent course of treatment. Figures in italics indicate the base number of FP17s or Patient Questionnaire responses are less than 100. N/A is shown where the base number of responses is less than 10 during the period. % is calculated as Quantity/Base number*100

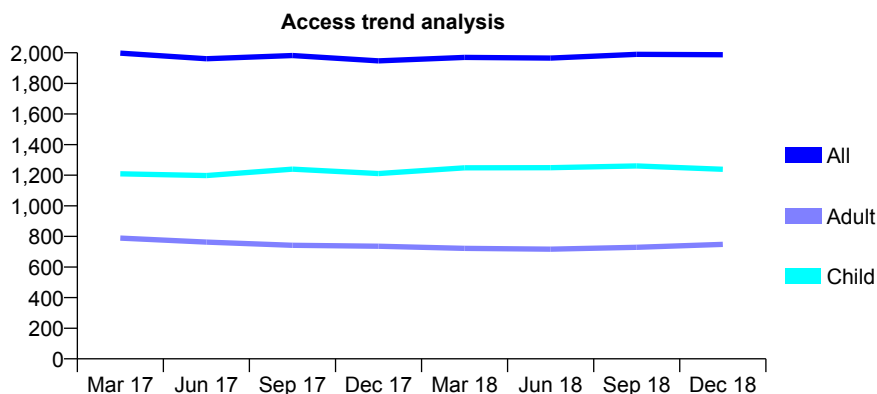
Q63 - Vital Signs At a Glance Contract Report for 674656/0001 - December 2018

Name or company name	MRS B VAHEESWARAN
Contract type name	GDS Contract
Purpose of contract	General
Contract start date	01/04/2006
Contract end date	

18/19 Contracted general activity (UDA)	5,998
Carry forward general activity (UDA)	-120
18/19 Contracted orthodontic activity (UOA)	0
Carry forward orthodontic activity (UOA)	0
Baseline contract value	£176,682.66

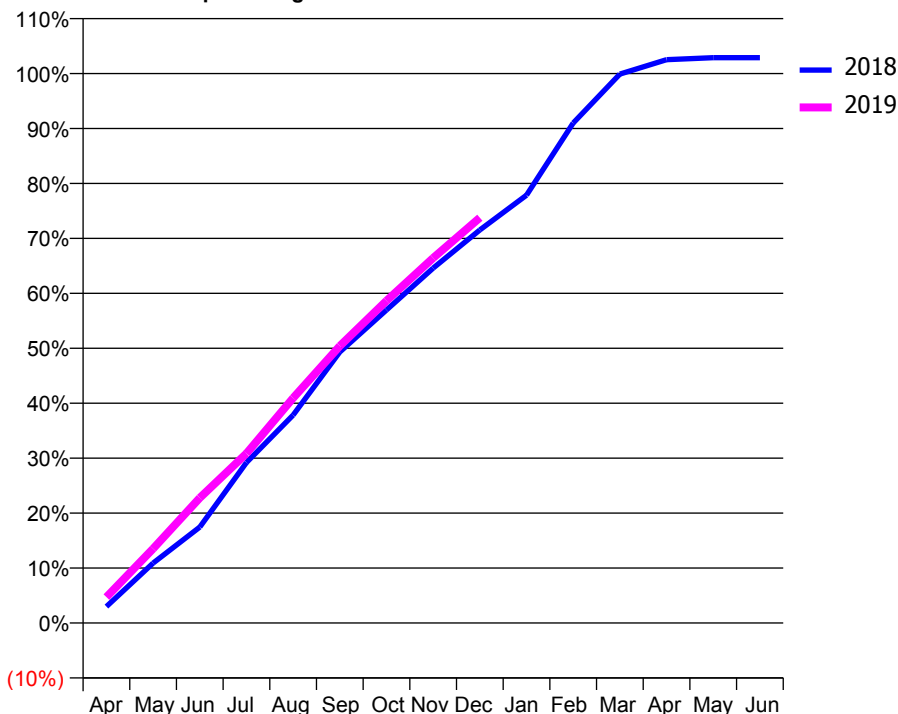
ACCESS*

Patients seen in 24 months	Total	Change since previous quarter
Quarter ending December 2017	1,947	
Quarter ending March 2018	1,970	→
Quarter ending June 2018	1,966	→
Quarter ending September 2018	1,990	→
Quarter ending December 2018	1,987	→
Variance since December 2017	2.1%	↑



ACTIVITY

Cumulative percentage of contracted UDA delivered 2018 & 2019



Month	Adjusted Scheduled Activity (UDA)	
	2018	2019
April	180	282
May	654	811
June	1,048	1,365
July	1,752	1,851
August	2,269	2,457
September	2,958	3,024
October	3,417	3,518
November	3,874	3,984
December	4,290	4,424
January	4,670	
February	5,458	
March	5,992	
April	6,149	
May	6,171	
June	6,171	

QUALITY

	Quantity	Base Number	Contract	AT	Region	England
% of FP17s for the same patient ID Re-attending within 3 months - Children	98	1,188	8.2%	10.2%	11.8%	11.8%
% of FP17s for the same patient ID Re-attending within 3 months - Adults	194	691	28.1%	15.4%	16.7%	15.6%
% of FP17s for the same patient ID Re-attending between 3 & 9 months - Children	681	1,188	57.3%	49.0%	48.6%	58.8%
% of FP17s for the same patient ID Re-attending between 3 & 9 months - Adults	227	691	32.9%	38.7%	39.1%	51.0%
% of FP17s for Band 1 Urgent Courses	200	1,804	11.1%	10.2%	10.6%	9.0%
% of FP17s Relating to Free Repair or Replacements	0	1,804	0.0%	0.6%	0.5%	0.8%
% of FP17s Relating to Continuations	3	1,804	0.2%	0.9%	0.7%	0.9%
% of Patients satisfied with the dentistry they have received	1	1	N/A	91.8%	90.2%	93.2%
% of Patients satisfied with the time they had to wait for an appointment	1	1	N/A	87.2%	85.0%	88.3%

* This is based on patients treated on this contract for their most recent course of treatment. Figures in italics indicate the base number of FP17s or Patient Questionnaire responses are less than 100. N/A is shown where the base number of responses is less than 10 during the period. % is calculated as Quantity/Base number*100

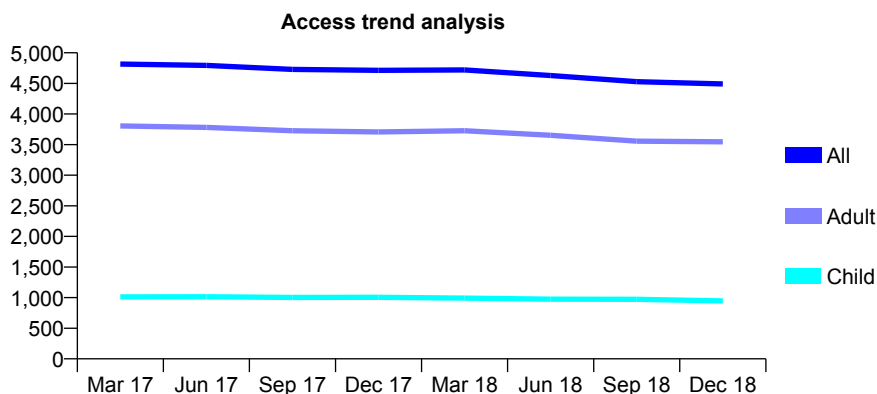
Q63 - Vital Signs At a Glance Contract Report for 674915/0001 - December 2018

Name or company name	MISS P AKHAVAN-TABIB
Contract type name	GDS Contract
Purpose of contract	General
Contract start date	01/04/2006
Contract end date	

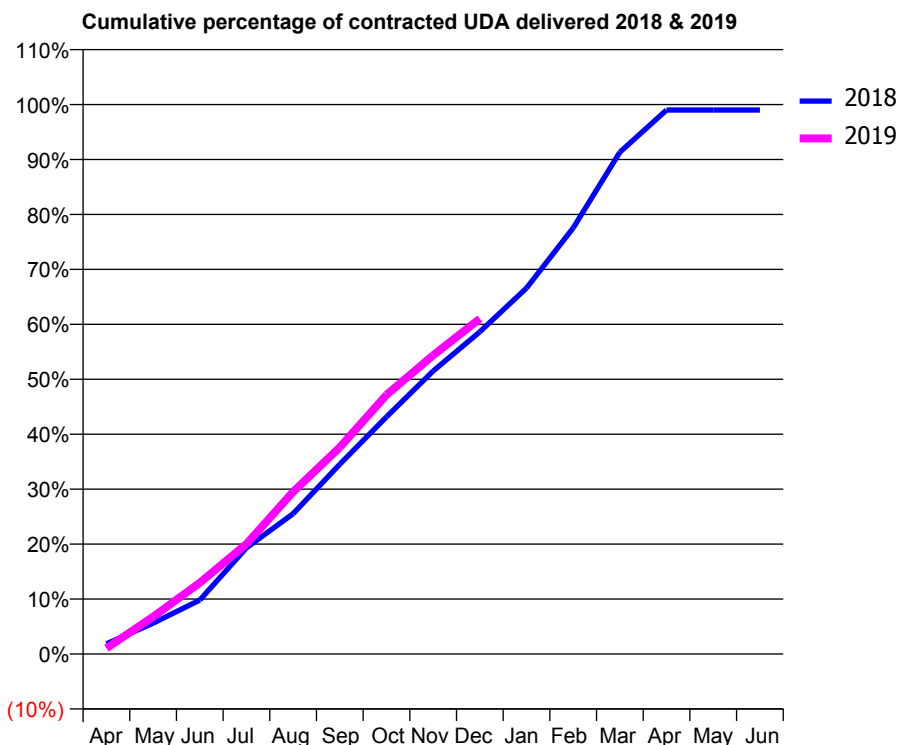
18/19 Contracted general activity (UDA)	20,491
Carry forward general activity (UDA)	206
18/19 Contracted orthodontic activity (UOA)	0
Carry forward orthodontic activity (UOA)	0
Baseline contract value	£567,349.68

ACCESS*

Patients seen in 24 months	Total	Change since previous quarter
Quarter ending December 2017	4,714	
Quarter ending March 2018	4,719	→
Quarter ending June 2018	4,628	↓
Quarter ending September 2018	4,529	↓
Quarter ending December 2018	4,492	→
Variance since December 2017	(4.7%)	↓



ACTIVITY



Month	Adjusted Scheduled Activity (UDA)	
	2018	2019
April	382	216
May	1,149	1,392
June	2,010	2,655
July	3,963	4,105
August	5,232	6,049
September	7,077	7,712
October	8,845	9,663
November	10,552	11,143
December	12,015	12,503
January	13,647	
February	15,891	
March	18,712	
April	20,285	
May	20,285	
June	20,285	

QUALITY

	Quantity	Base Number	Contract	AT	Region	England
% of FP17s for the same patient ID Re-attending within 3 months - Children	71	747	9.5%	10.2%	11.8%	11.8%
% of FP17s for the same patient ID Re-attending within 3 months - Adults	489	2,651	18.4%	15.4%	16.7%	15.6%
% of FP17s for the same patient ID Re-attending between 3 & 9 months - Children	237	747	31.7%	49.0%	48.6%	58.8%
% of FP17s for the same patient ID Re-attending between 3 & 9 months - Adults	663	2,651	25.0%	38.7%	39.1%	51.0%
% of FP17s for Band 1 Urgent Courses	517	2,870	18.0%	10.2%	10.6%	9.0%
% of FP17s Relating to Free Repair or Replacements	8	2,870	0.3%	0.6%	0.5%	0.8%
% of FP17s Relating to Continuations	58	2,870	2.0%	0.9%	0.7%	0.9%
% of Patients satisfied with the dentistry they have received	1	2	N/A	91.8%	90.2%	93.2%
% of Patients satisfied with the time they had to wait for an appointment	2	2	N/A	87.2%	85.0%	88.3%

* This is based on patients treated on this contract for their most recent course of treatment. Figures in italics indicate the base number of FP17s or Patient Questionnaire responses are less than 100. N/A is shown where the base number of responses is less than 10 during the period. % is calculated as Quantity/Base number*100

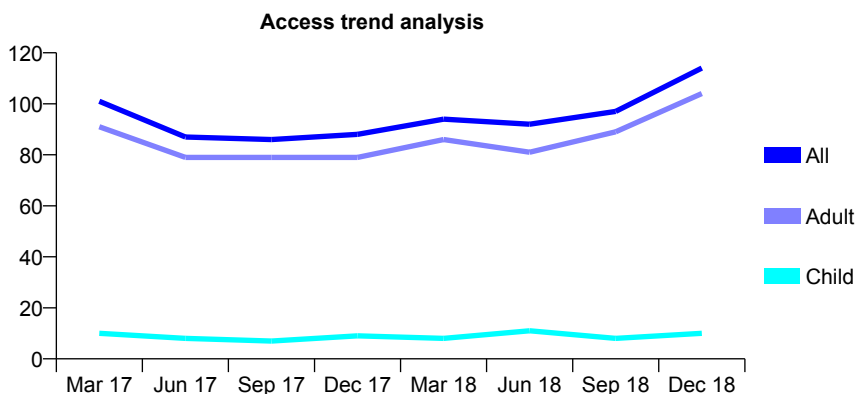
Q63 - Vital Signs At a Glance Contract Report for 674915/0004 - December 2018

Name or company name	MISS P AKHAVAN-TABIB
Contract type name	PDS Contract
Purpose of contract	General
Contract start date	01/08/2010
Contract end date	31/03/2019

18/19 Contracted general activity (UDA)	180
Carry forward general activity (UDA)	0
18/19 Contracted orthodontic activity (UOA)	0
Carry forward orthodontic activity (UOA)	0
Baseline contract value	£9,509.99

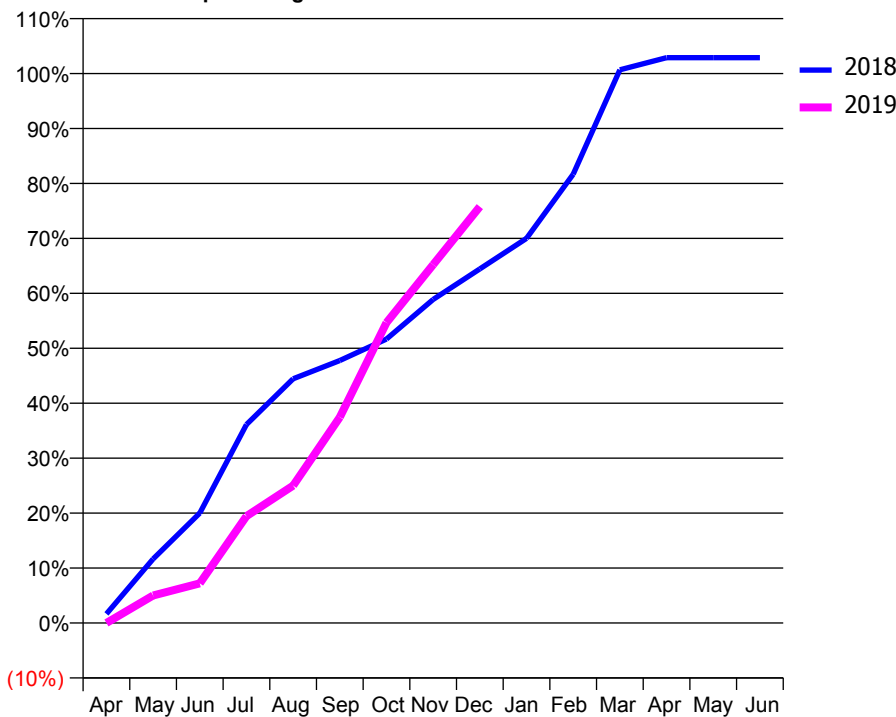
ACCESS*

Patients seen in 24 months	Total	Change since previous quarter
Quarter ending December 2017	88	
Quarter ending March 2018	94	↑
Quarter ending June 2018	92	↓
Quarter ending September 2018	97	↑
Quarter ending December 2018	114	↑
Variance since December 2017	29.5%	↑



ACTIVITY

Cumulative percentage of contracted UDA delivered 2018 & 2019



Adjusted Scheduled Activity (UDA)

Month	2018	2019
April	3	0
May	21	9
June	36	13
July	65	35
August	80	45
September	86	67
October	93	98
November	106	117
December	116	136
January	126	
February	147	
March	181	
April	185	
May	185	
June	185	

QUALITY

	Quantity	Base Number	Contract	AT	Region	England
% of FP17s for the same patient ID Re-attending within 3 months - Children	0	8	0.0%	10.2%	11.8%	11.8%
% of FP17s for the same patient ID Re-attending within 3 months - Adults	0	64	0.0%	15.4%	16.7%	15.6%
% of FP17s for the same patient ID Re-attending between 3 & 9 months - Children	0	8	0.0%	49.0%	48.6%	58.8%
% of FP17s for the same patient ID Re-attending between 3 & 9 months - Adults	1	64	1.6%	38.7%	39.1%	51.0%
% of FP17s for Band 1 Urgent Courses	2	68	2.9%	10.2%	10.6%	9.0%
% of FP17s Relating to Free Repair or Replacements	0	68	0.0%	0.6%	0.5%	0.8%
% of FP17s Relating to Continuations	0	68	0.0%	0.9%	0.7%	0.9%
% of Patients satisfied with the dentistry they have received	0	0	N/A	91.8%	90.2%	93.2%
% of Patients satisfied with the time they had to wait for an appointment	0	0	N/A	87.2%	85.0%	88.3%

* This is based on patients treated on this contract for their most recent course of treatment. Figures in italics indicate the base number of FP17s or Patient Questionnaire responses are less than 100. N/A is shown where the base number of responses is less than 10 during the period. % is calculated as Quantity/Base number*100

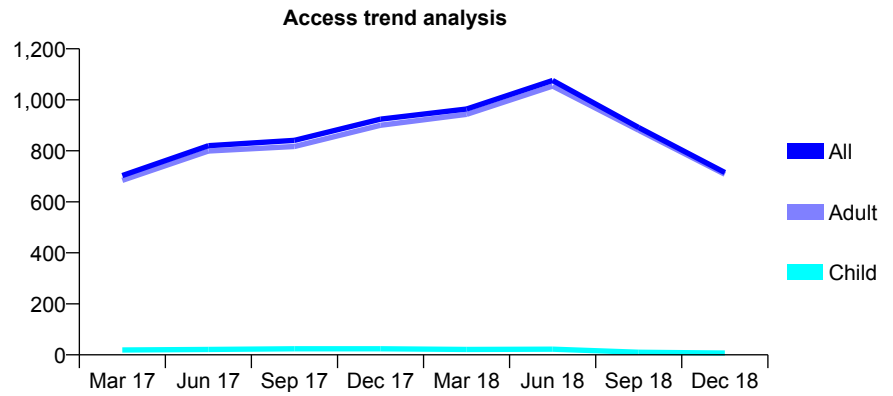
Q63 - Vital Signs At a Glance Contract Report for 674915/0006 - December 2018

Name or company name	MISS P AKHAVAN-TABIB
Contract type name	PDS Contract
Purpose of contract	General
Contract start date	01/09/2010
Contract end date	31/07/2018

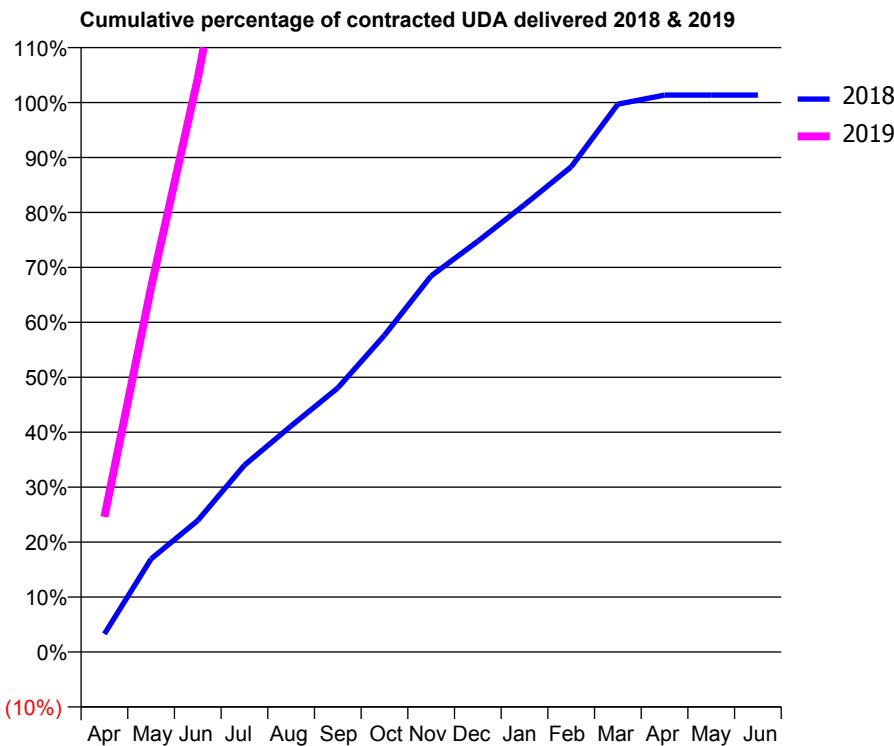
18/19 Contracted general activity (UDA)	500
Carry forward general activity (UDA)	0
18/19 Contracted orthodontic activity (UOA)	0
Carry forward orthodontic activity (UOA)	0
Baseline contract value	£25,734.44

ACCESS*

Patients seen in 24 months	Total	Change since previous quarter
Quarter ending December 2017	924	
Quarter ending March 2018	964	↑
Quarter ending June 2018	1,076	↑
Quarter ending September 2018	891	↓
Quarter ending December 2018	715	↓
Variance since December 2017	(22.6%)	↓



ACTIVITY



Month	Adjusted Scheduled Activity (UDA)	
	2018	2019
April	66	123
May	339	332
June	479	522
July	680	741
August	823	744
September	961	745
October	1,153	745
November	1,369	745
December	1,495	745
January	1,628	
February	1,766	
March	1,994	
April	2,027	
May	2,027	
June	2,027	

QUALITY

	Quantity	Base Number	Contract	AT	Region	England
% of FP17s for the same patient ID Re-attending within 3 months - Children	0	7	0.0%	10.2%	11.8%	11.8%
% of FP17s for the same patient ID Re-attending within 3 months - Adults	8	363	2.2%	15.4%	16.7%	15.6%
% of FP17s for the same patient ID Re-attending between 3 & 9 months - Children	0	7	0.0%	49.0%	48.6%	58.8%
% of FP17s for the same patient ID Re-attending between 3 & 9 months - Adults	4	363	1.1%	38.7%	39.1%	51.0%
% of FP17s for Band 1 Urgent Courses	1	355	0.3%	10.2%	10.6%	9.0%
% of FP17s Relating to Free Repair or Replacements	0	355	0.0%	0.6%	0.5%	0.8%
% of FP17s Relating to Continuations	1	355	0.3%	0.9%	0.7%	0.9%
% of Patients satisfied with the dentistry they have received	0	0	N/A	91.8%	90.2%	93.2%
% of Patients satisfied with the time they had to wait for an appointment	0	0	N/A	87.2%	85.0%	88.3%

* This is based on patients treated on this contract for their most recent course of treatment. Figures in italics indicate the base number of FP17s or Patient Questionnaire responses are less than 100. N/A is shown where the base number of responses is less than 10 during the period. % is calculated as Quantity/Base number*100

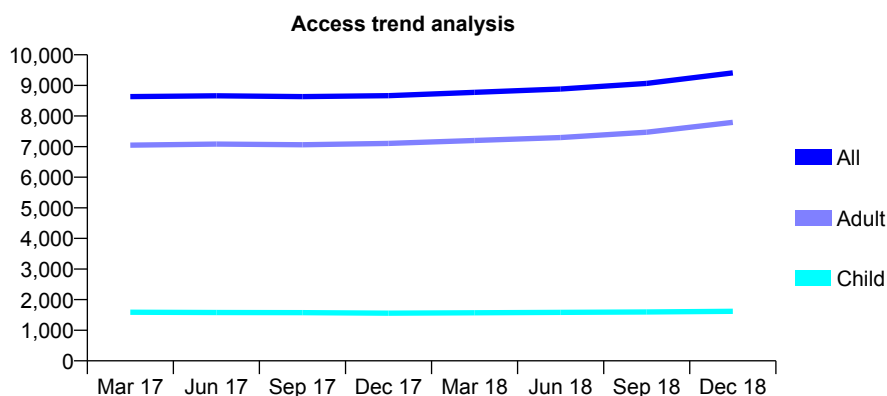
Q63 - Vital Signs At a Glance Contract Report for 675075/0001 - December 2018

Name or company name	MR S SRI RANGANATHAN
Contract type name	GDS Contract
Purpose of contract	General
Contract start date	01/04/2006
Contract end date	

18/19 Contracted general activity (UDA)	30,570
Carry forward general activity (UDA)	-611
18/19 Contracted orthodontic activity (UOA)	0
Carry forward orthodontic activity (UOA)	0
Baseline contract value	£876,164.64

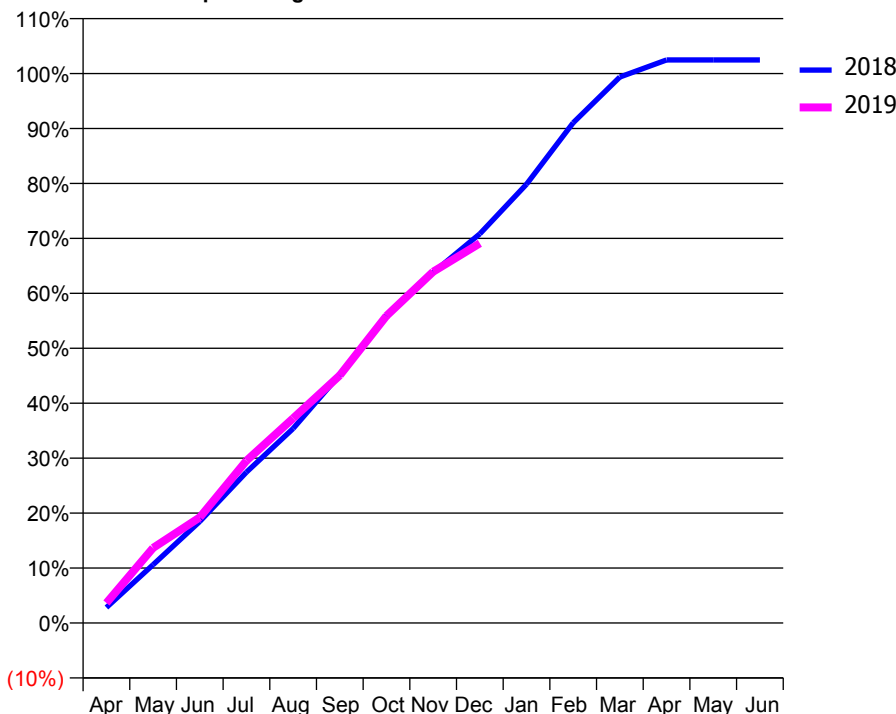
ACCESS*

Patients seen in 24 months	Total	Change since previous quarter
Quarter ending December 2017	8,663	
Quarter ending March 2018	8,772	→
Quarter ending June 2018	8,882	→
Quarter ending September 2018	9,067	↑
Quarter ending December 2018	9,408	↑
Variance since December 2017	8.6%	↑



ACTIVITY

Cumulative percentage of contracted UDA delivered 2018 & 2019



Month	Adjusted Scheduled Activity (UDA)	
	2018	2019
April	862	1,116
May	3,249	4,177
June	5,653	5,877
July	8,396	9,031
August	10,822	11,392
September	13,818	13,777
October	17,117	17,087
November	19,498	19,541
December	21,651	21,127
January	24,409	
February	27,827	
March	30,378	
April	31,326	
May	31,326	
June	31,326	

QUALITY

	Quantity	Base Number	Contract	AT	Region	England
% of FP17s for the same patient ID Re-attending within 3 months - Children	102	1,194	8.5%	10.2%	11.8%	11.8%
% of FP17s for the same patient ID Re-attending within 3 months - Adults	809	5,305	15.2%	15.4%	16.7%	15.6%
% of FP17s for the same patient ID Re-attending between 3 & 9 months - Children	349	1,194	29.2%	49.0%	48.6%	58.8%
% of FP17s for the same patient ID Re-attending between 3 & 9 months - Adults	1,339	5,305	25.2%	38.7%	39.1%	51.0%
% of FP17s for Band 1 Urgent Courses	613	6,198	9.9%	10.2%	10.6%	9.0%
% of FP17s Relating to Free Repair or Replacements	48	6,198	0.8%	0.6%	0.5%	0.8%
% of FP17s Relating to Continuations	142	6,198	2.3%	0.9%	0.7%	0.9%
% of Patients satisfied with the dentistry they have received	3	3	N/A	91.8%	90.2%	93.2%
% of Patients satisfied with the time they had to wait for an appointment	3	3	N/A	87.2%	85.0%	88.3%

* This is based on patients treated on this contract for their most recent course of treatment. Figures in italics indicate the base number of FP17s or Patient Questionnaire responses are less than 100. N/A is shown where the base number of responses is less than 10 during the period. % is calculated as Quantity/Base number*100

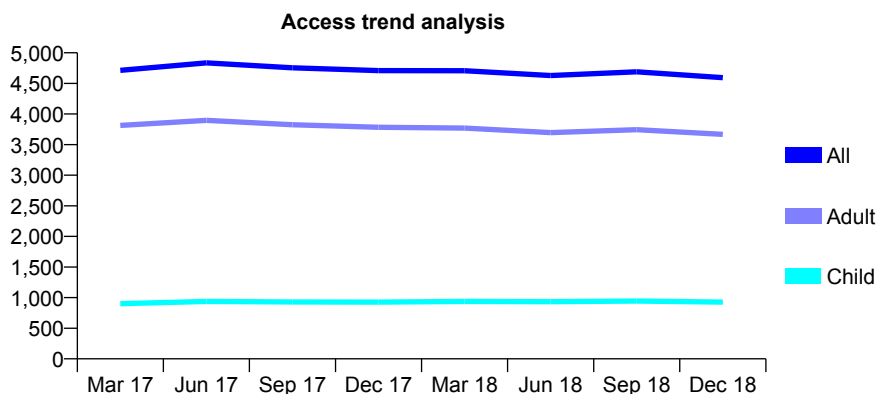
Q63 - Vital Signs At a Glance Contract Report for 675075/0002 - December 2018

Name or company name	MR S SRI RANGANATHAN
Contract type name	GDS Contract
Purpose of contract	General
Contract start date	01/04/2006
Contract end date	

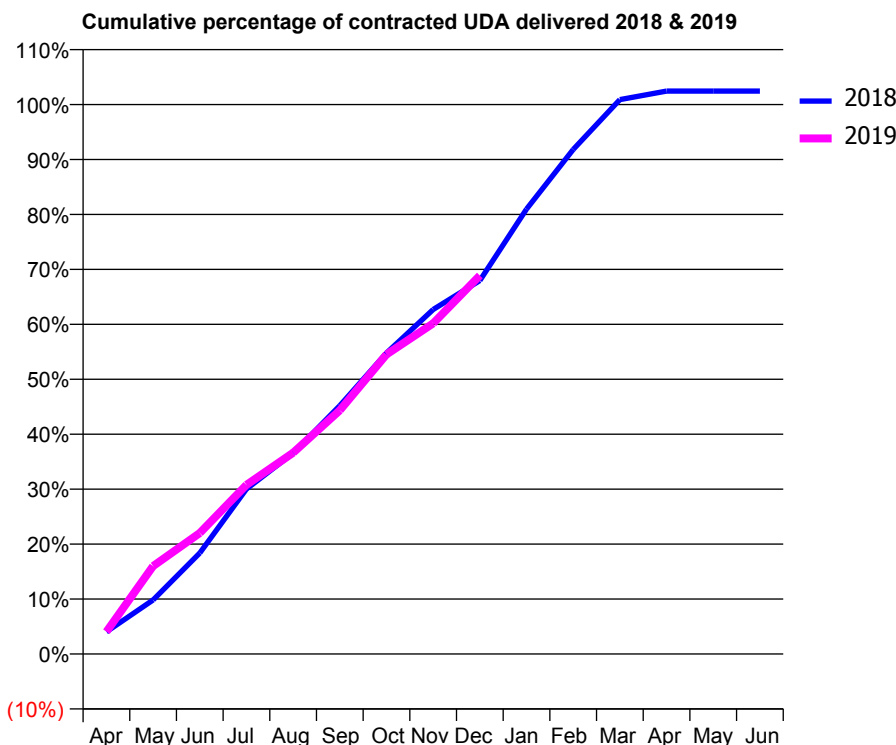
18/19 Contracted general activity (UDA)	11,326
Carry forward general activity (UDA)	-227
18/19 Contracted orthodontic activity (UOA)	0
Carry forward orthodontic activity (UOA)	0
Baseline contract value	£321,850.61

ACCESS*

Patients seen in 24 months	Total	Change since previous quarter
Quarter ending December 2017	4,709	
Quarter ending March 2018	4,708	→
Quarter ending June 2018	4,628	↓
Quarter ending September 2018	4,689	→
Quarter ending December 2018	4,593	↓
Variance since December 2017	(2.5%)	↓



ACTIVITY



Month	Adjusted Scheduled Activity (UDA)	
	2018	2019
April	457	459
May	1,115	1,811
June	2,083	2,493
July	3,402	3,486
August	4,142	4,149
September	5,120	5,024
October	6,206	6,175
November	7,102	6,815
December	7,698	7,801
January	9,171	
February	10,400	
March	11,427	
April	11,602	
May	11,602	
June	11,602	

QUALITY

	Quantity	Base Number	Contract	AT	Region	England
% of FP17s for the same patient ID Re-attending within 3 months - Children	53	655	8.1%	10.2%	11.8%	11.8%
% of FP17s for the same patient ID Re-attending within 3 months - Adults	343	2,455	14.0%	15.4%	16.7%	15.6%
% of FP17s for the same patient ID Re-attending between 3 & 9 months - Children	167	655	25.5%	49.0%	48.6%	58.8%
% of FP17s for the same patient ID Re-attending between 3 & 9 months - Adults	558	2,455	22.7%	38.7%	39.1%	51.0%
% of FP17s for Band 1 Urgent Courses	508	3,022	16.8%	10.2%	10.6%	9.0%
% of FP17s Relating to Free Repair or Replacements	8	3,022	0.3%	0.6%	0.5%	0.8%
% of FP17s Relating to Continuations	24	3,022	0.8%	0.9%	0.7%	0.9%
% of Patients satisfied with the dentistry they have received	1	1	N/A	91.8%	90.2%	93.2%
% of Patients satisfied with the time they had to wait for an appointment	0	1	N/A	87.2%	85.0%	88.3%

* This is based on patients treated on this contract for their most recent course of treatment. Figures in italics indicate the base number of FP17s or Patient Questionnaire responses are less than 100. N/A is shown where the base number of responses is less than 10 during the period. % is calculated as Quantity/Base number*100

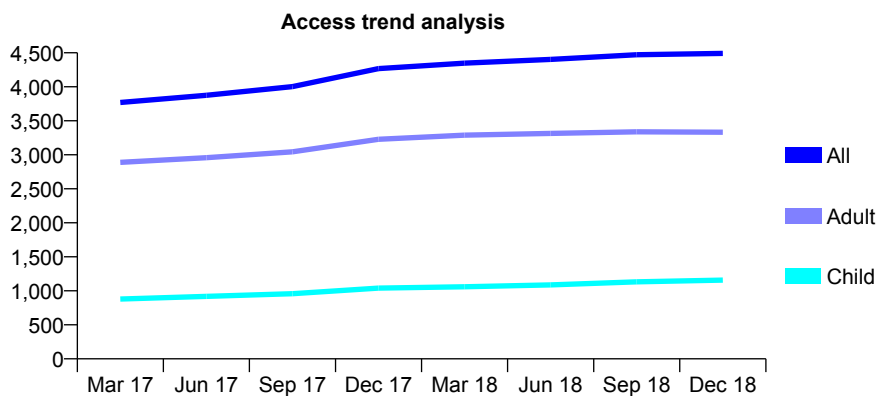
Q63 - Vital Signs At a Glance Contract Report for 676632/0001 - December 2018

Name or company name	MR J HAGHBEDEH
Contract type name	GDS Contract
Purpose of contract	General
Contract start date	01/12/2009
Contract end date	

18/19 Contracted general activity (UDA)	12,477
Carry forward general activity (UDA)	-98
18/19 Contracted orthodontic activity (UOA)	0
Carry forward orthodontic activity (UOA)	0
Baseline contract value	£302,376.95

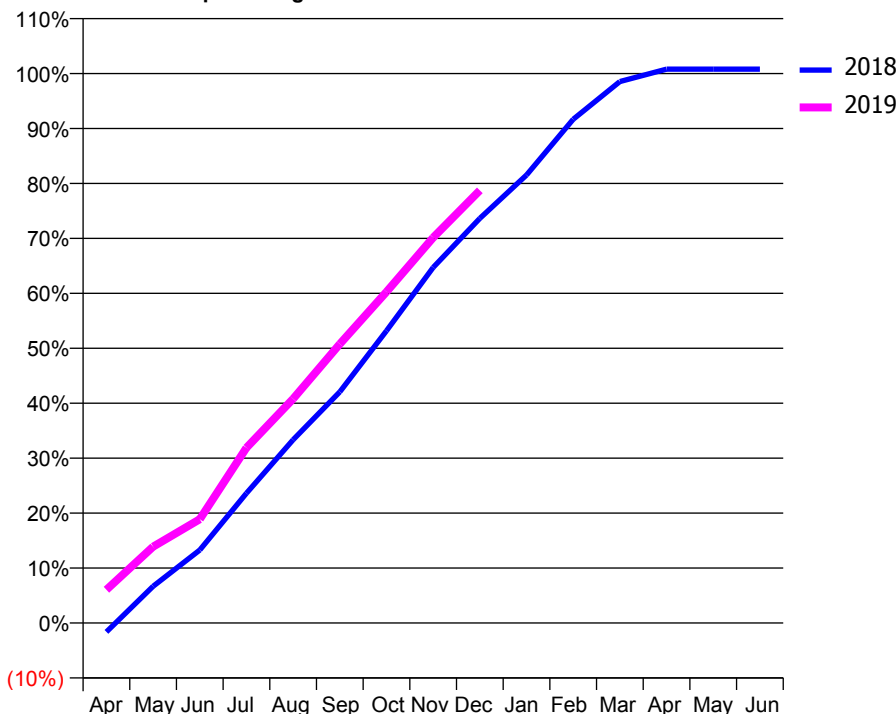
ACCESS*

Patients seen in 24 months	Total	Change since previous quarter
Quarter ending December 2017	4,268	
Quarter ending March 2018	4,349	→
Quarter ending June 2018	4,402	→
Quarter ending September 2018	4,472	→
Quarter ending December 2018	4,491	→
Variance since December 2017	5.2%	↑



ACTIVITY

Cumulative percentage of contracted UDA delivered 2018 & 2019



Month	Adjusted Scheduled Activity (UDA)	
	2018	2019
April	-204	755
May	834	1,734
June	1,659	2,359
July	2,948	3,981
August	4,163	5,092
September	5,250	6,336
October	6,636	7,520
November	8,074	8,753
December	9,187	9,824
January	10,170	
February	11,437	
March	12,295	
April	12,575	
May	12,575	
June	12,575	

QUALITY

	Quantity	Base Number	Contract	AT	Region	England
% of FP17s for the same patient ID Re-attending within 3 months - Children	67	1,206	5.6%	10.2%	11.8%	11.8%
% of FP17s for the same patient ID Re-attending within 3 months - Adults	529	3,229	16.4%	15.4%	16.7%	15.6%
% of FP17s for the same patient ID Re-attending between 3 & 9 months - Children	681	1,206	56.5%	49.0%	48.6%	58.8%
% of FP17s for the same patient ID Re-attending between 3 & 9 months - Adults	1,612	3,229	49.9%	38.7%	39.1%	51.0%
% of FP17s for Band 1 Urgent Courses	466	4,283	10.9%	10.2%	10.6%	9.0%
% of FP17s Relating to Free Repair or Replacements	33	4,283	0.8%	0.6%	0.5%	0.8%
% of FP17s Relating to Continuations	54	4,283	1.3%	0.9%	0.7%	0.9%
% of Patients satisfied with the dentistry they have received	2	2	N/A	91.8%	90.2%	93.2%
% of Patients satisfied with the time they had to wait for an appointment	2	2	N/A	87.2%	85.0%	88.3%

* This is based on patients treated on this contract for their most recent course of treatment. Figures in italics indicate the base number of FP17s or Patient Questionnaire responses are less than 100. N/A is shown where the base number of responses is less than 10 during the period. % is calculated as Quantity/Base number*100

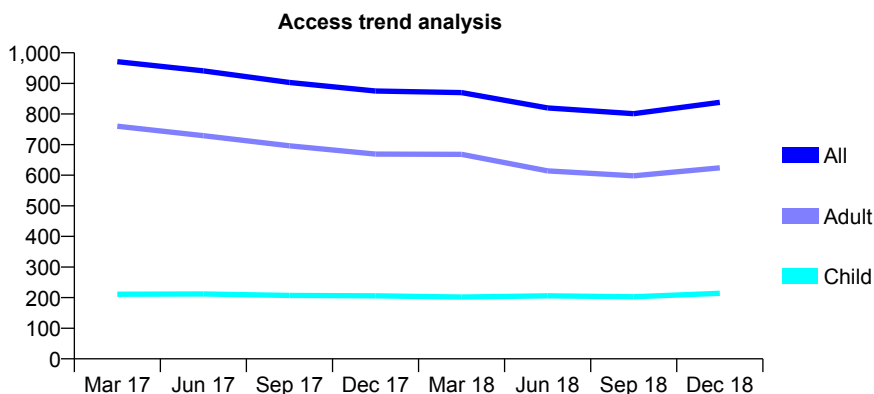
Q63 - Vital Signs At a Glance Contract Report for 677051/0001 - December 2018

Name or company name	MR R FARZAD
Contract type name	GDS Contract
Purpose of contract	General
Contract start date	01/04/2006
Contract end date	

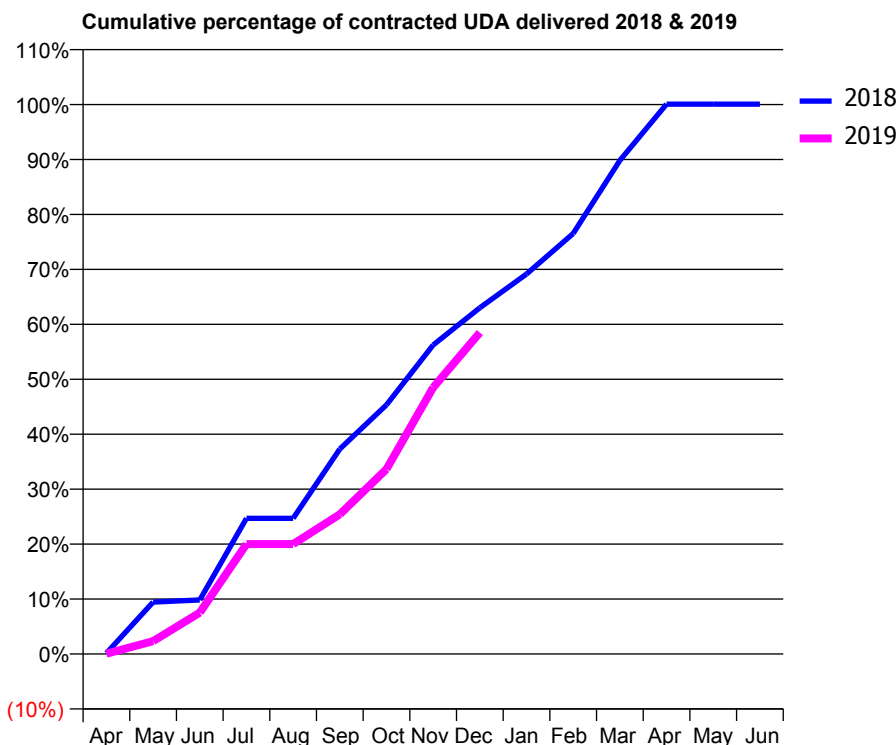
18/19 Contracted general activity (UDA)	5,121
Carry forward general activity (UDA)	-3
18/19 Contracted orthodontic activity (UOA)	0
Carry forward orthodontic activity (UOA)	0
Baseline contract value	£214,405.98

ACCESS*

Patients seen in 24 months	Total	Change since previous quarter
Quarter ending December 2017	875	
Quarter ending March 2018	870	→
Quarter ending June 2018	820	↓
Quarter ending September 2018	801	↓
Quarter ending December 2018	838	↑
Variance since December 2017	(4.2%)	↓



ACTIVITY



Month	Adjusted Scheduled Activity (UDA)	
	2018	2019
April	8	3
May	484	120
June	504	386
July	1,264	1,024
August	1,264	1,024
September	1,911	1,302
October	2,322	1,722
November	2,880	2,484
December	3,226	2,996
January	3,541	
February	3,919	
March	4,600	
April	5,124	
May	5,124	
June	5,124	

QUALITY

	Quantity	Base Number	Contract	AT	Region	England
% of FP17s for the same patient ID Re-attending within 3 months - Children	28	181	15.5%	10.2%	11.8%	11.8%
% of FP17s for the same patient ID Re-attending within 3 months - Adults	81	478	16.9%	15.4%	16.7%	15.6%
% of FP17s for the same patient ID Re-attending between 3 & 9 months - Children	78	181	43.1%	49.0%	48.6%	58.8%
% of FP17s for the same patient ID Re-attending between 3 & 9 months - Adults	164	478	34.3%	38.7%	39.1%	51.0%
% of FP17s for Band 1 Urgent Courses	51	579	8.8%	10.2%	10.6%	9.0%
% of FP17s Relating to Free Repair or Replacements	0	579	0.0%	0.6%	0.5%	0.8%
% of FP17s Relating to Continuations	2	579	0.3%	0.9%	0.7%	0.9%
% of Patients satisfied with the dentistry they have received	2	2	N/A	91.8%	90.2%	93.2%
% of Patients satisfied with the time they had to wait for an appointment	2	2	N/A	87.2%	85.0%	88.3%

* This is based on patients treated on this contract for their most recent course of treatment. Figures in italics indicate the base number of FP17s or Patient Questionnaire responses are less than 100. N/A is shown where the base number of responses is less than 10 during the period. % is calculated as Quantity/Base number*100

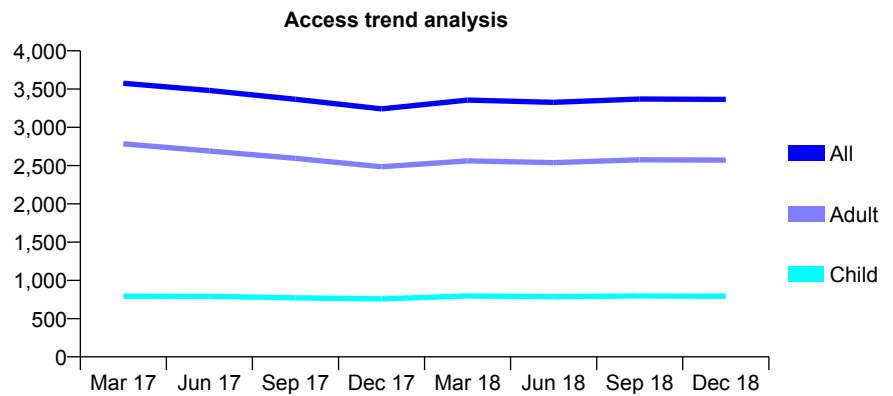
Q63 - Vital Signs At a Glance Contract Report for 677191/0001 - December 2018

Name or company name	Raman Sandhu
Contract type name	GDS Contract
Purpose of contract	General
Contract start date	01/01/2012
Contract end date	

18/19 Contracted general activity (UDA)	11,285
Carry forward general activity (UDA)	169
18/19 Contracted orthodontic activity (UOA)	0
Carry forward orthodontic activity (UOA)	0
Baseline contract value	£262,378.47

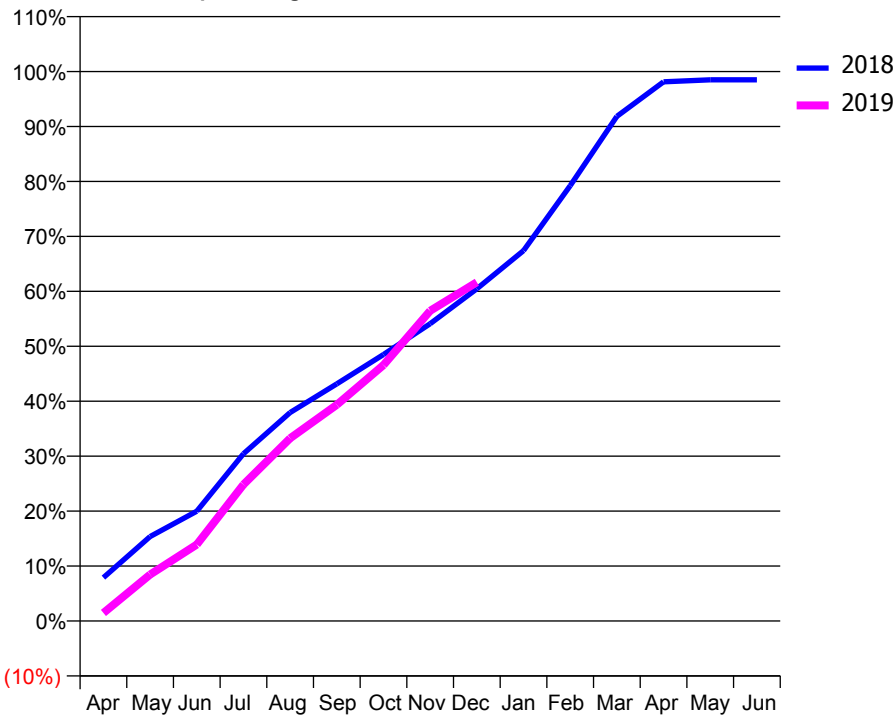
ACCESS*

Patients seen in 24 months	Total	Change since previous quarter
Quarter ending December 2017	3,241	
Quarter ending March 2018	3,356	↑
Quarter ending June 2018	3,326	→
Quarter ending September 2018	3,370	→
Quarter ending December 2018	3,364	→
Variance since December 2017	3.8%	↑



ACTIVITY

Cumulative percentage of contracted UDA delivered 2018 & 2019



Month	Adjusted Scheduled Activity (UDA)	
	2018	2019
April	892	167
May	1,735	955
June	2,256	1,569
July	3,437	2,802
August	4,283	3,753
September	4,871	4,441
October	5,472	5,256
November	6,105	6,372
December	6,824	6,958
January	7,607	
February	8,941	
March	10,363	
April	11,072	
May	11,114	
June	11,116	

QUALITY

	Quantity	Base Number	Contract	AT	Region	England
% of FP17s for the same patient ID Re-attending within 3 months - Children	62	795	7.8%	10.2%	11.8%	11.8%
% of FP17s for the same patient ID Re-attending within 3 months - Adults	479	2,559	18.7%	15.4%	16.7%	15.6%
% of FP17s for the same patient ID Re-attending between 3 & 9 months - Children	423	795	53.2%	49.0%	48.6%	58.8%
% of FP17s for the same patient ID Re-attending between 3 & 9 months - Adults	1,190	2,559	46.5%	38.7%	39.1%	51.0%
% of FP17s for Band 1 Urgent Courses	399	3,119	12.8%	10.2%	10.6%	9.0%
% of FP17s Relating to Free Repair or Replacements	18	3,119	0.6%	0.6%	0.5%	0.8%
% of FP17s Relating to Continuations	17	3,119	0.5%	0.9%	0.7%	0.9%
% of Patients satisfied with the dentistry they have received	2	2	N/A	91.8%	90.2%	93.2%
% of Patients satisfied with the time they had to wait for an appointment	2	2	N/A	87.2%	85.0%	88.3%

* This is based on patients treated on this contract for their most recent course of treatment. Figures in italics indicate the base number of FP17s or Patient Questionnaire responses are less than 100. N/A is shown where the base number of responses is less than 10 during the period. % is calculated as Quantity/Base number*100

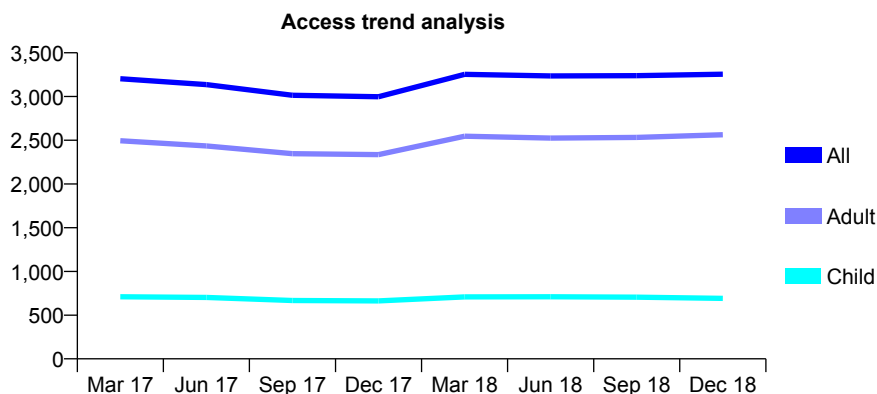
Q63 - Vital Signs At a Glance Contract Report for 677213/0001 - December 2018

Name or company name	MRS F FEKRAZAD
Contract type name	GDS Contract
Purpose of contract	General
Contract start date	01/04/2006
Contract end date	

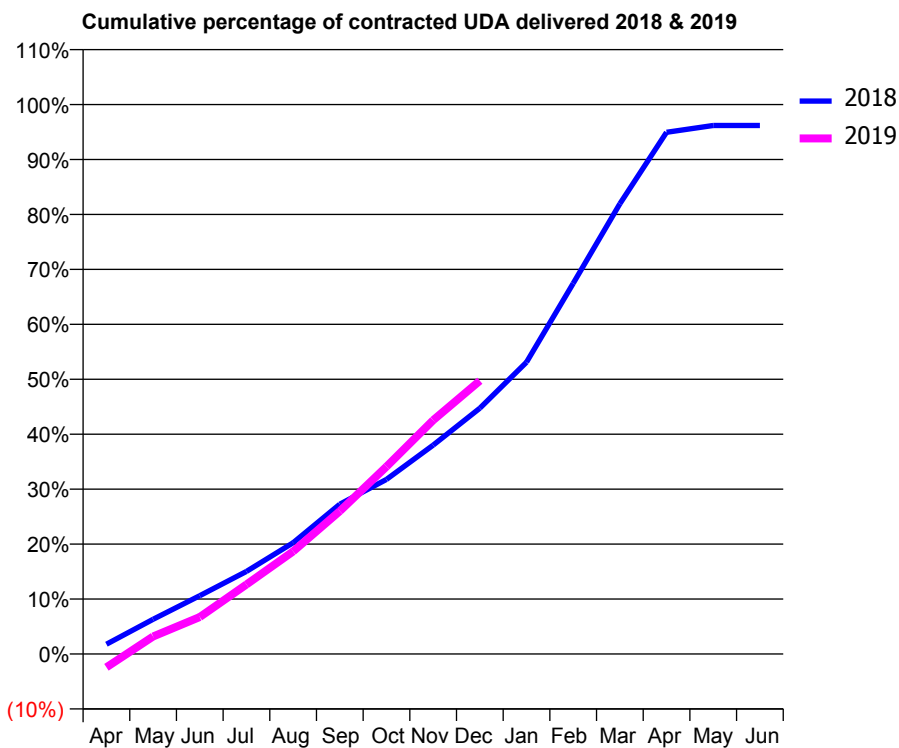
18/19 Contracted general activity (UDA)	12,767
Carry forward general activity (UDA)	488
18/19 Contracted orthodontic activity (UOA)	0
Carry forward orthodontic activity (UOA)	0
Baseline contract value	£364,502.92

ACCESS*

Patients seen in 24 months	Total	Change since previous quarter
Quarter ending December 2017	2,997	
Quarter ending March 2018	3,254	↑
Quarter ending June 2018	3,235	→
Quarter ending September 2018	3,238	→
Quarter ending December 2018	3,255	→
Variance since December 2017	8.6%	↑



ACTIVITY



Month	Adjusted Scheduled Activity (UDA)	
	2018	2019
April	229	-311
May	808	409
June	1,355	859
July	1,918	1,614
August	2,584	2,384
September	3,480	3,321
October	4,057	4,354
November	4,853	5,432
December	5,711	6,349
January	6,781	
February	8,613	
March	10,462	
April	12,123	
May	12,279	
June	12,279	

QUALITY

	Quantity	Base Number	Contract	AT	Region	England
% of FP17s for the same patient ID Re-attending within 3 months - Children	11	558	2.0%	10.2%	11.8%	11.8%
% of FP17s for the same patient ID Re-attending within 3 months - Adults	133	1,867	7.1%	15.4%	16.7%	15.6%
% of FP17s for the same patient ID Re-attending between 3 & 9 months - Children	241	558	43.2%	49.0%	48.6%	58.8%
% of FP17s for the same patient ID Re-attending between 3 & 9 months - Adults	813	1,867	43.5%	38.7%	39.1%	51.0%
% of FP17s for Band 1 Urgent Courses	96	2,104	4.6%	10.2%	10.6%	9.0%
% of FP17s Relating to Free Repair or Replacements	0	2,104	0.0%	0.6%	0.5%	0.8%
% of FP17s Relating to Continuations	5	2,104	0.2%	0.9%	0.7%	0.9%
% of Patients satisfied with the dentistry they have received	3	3	N/A	91.8%	90.2%	93.2%
% of Patients satisfied with the time they had to wait for an appointment	3	3	N/A	87.2%	85.0%	88.3%

* This is based on patients treated on this contract for their most recent course of treatment. Figures in italics indicate the base number of FP17s or Patient Questionnaire responses are less than 100. N/A is shown where the base number of responses is less than 10 during the period. % is calculated as Quantity/Base number*100

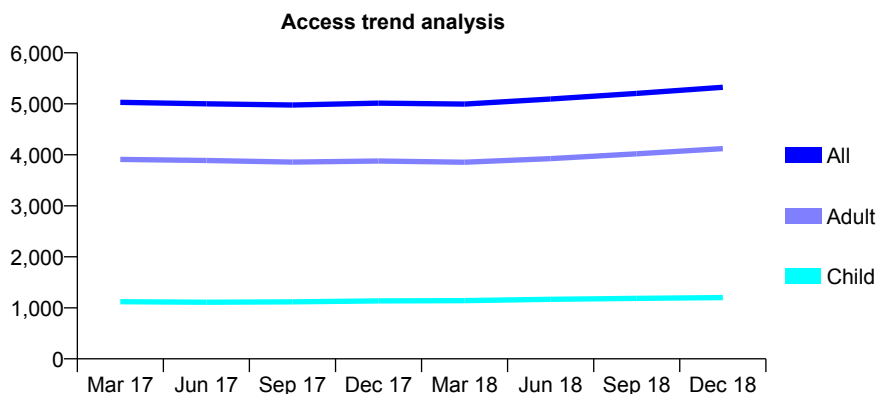
Q63 - Vital Signs At a Glance Contract Report for 679003/0001 - December 2018

Name or company name	MRS M JAHANGIRI
Contract type name	GDS Contract
Purpose of contract	General
Contract start date	01/04/2006
Contract end date	

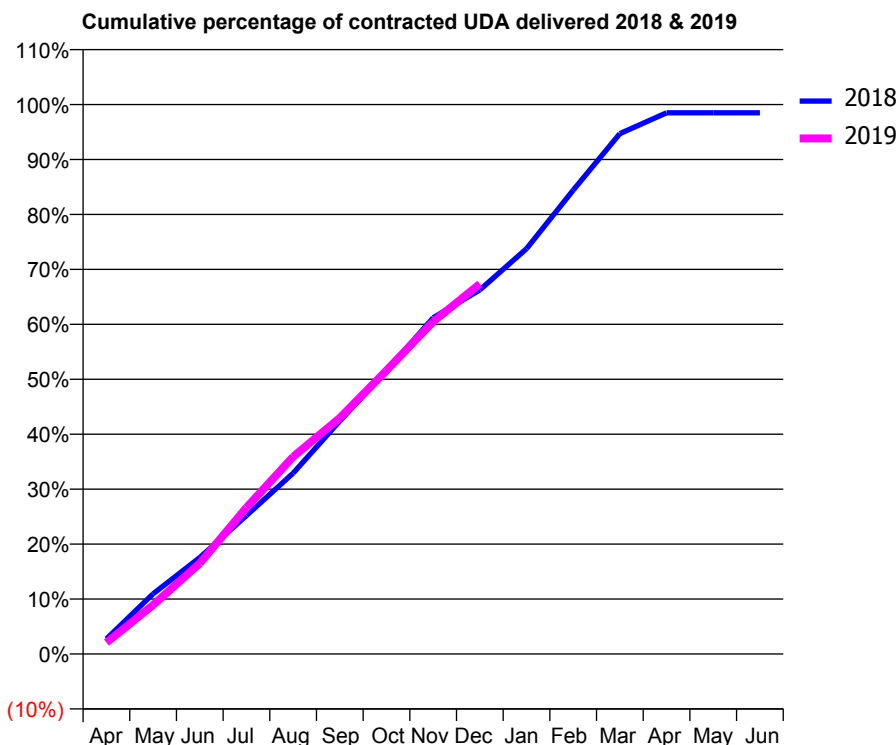
18/19 Contracted general activity (UDA)	18,534
Carry forward general activity (UDA)	279
18/19 Contracted orthodontic activity (UOA)	0
Carry forward orthodontic activity (UOA)	0
Baseline contract value	£620,751.92

ACCESS*

Patients seen in 24 months	Total	Change since previous quarter
Quarter ending December 2017	5,013	
Quarter ending March 2018	4,996	→
Quarter ending June 2018	5,094	→
Quarter ending September 2018	5,204	↑
Quarter ending December 2018	5,324	↑
Variance since December 2017	6.2%	↑



ACTIVITY



Adjusted Scheduled Activity (UDA)		
Month	2018	2019
April	512	383
May	2,029	1,651
June	3,253	3,062
July	4,672	4,941
August	6,102	6,655
September	7,862	7,962
October	9,552	9,566
November	11,340	11,212
December	12,279	12,485
January	13,670	
February	15,647	
March	17,550	
April	18,254	
May	18,255	
June	18,255	

QUALITY

	Quantity	Base Number	Contract	AT	Region	England
% of FP17s for the same patient ID Re-attending within 3 months - Children	112	1,276	8.8%	10.2%	11.8%	11.8%
% of FP17s for the same patient ID Re-attending within 3 months - Adults	694	4,213	16.5%	15.4%	16.7%	15.6%
% of FP17s for the same patient ID Re-attending between 3 & 9 months - Children	681	1,276	53.4%	49.0%	48.6%	58.8%
% of FP17s for the same patient ID Re-attending between 3 & 9 months - Adults	1,944	4,213	46.1%	38.7%	39.1%	51.0%
% of FP17s for Band 1 Urgent Courses	626	5,228	12.0%	10.2%	10.6%	9.0%
% of FP17s Relating to Free Repair or Replacements	40	5,228	0.8%	0.6%	0.5%	0.8%
% of FP17s Relating to Continuations	43	5,228	0.8%	0.9%	0.7%	0.9%
% of Patients satisfied with the dentistry they have received	4	4	N/A	91.8%	90.2%	93.2%
% of Patients satisfied with the time they had to wait for an appointment	4	4	N/A	87.2%	85.0%	88.3%

* This is based on patients treated on this contract for their most recent course of treatment. Figures in italics indicate the base number of FP17s or Patient Questionnaire responses are less than 100. N/A is shown where the base number of responses is less than 10 during the period. % is calculated as Quantity/Base number*100

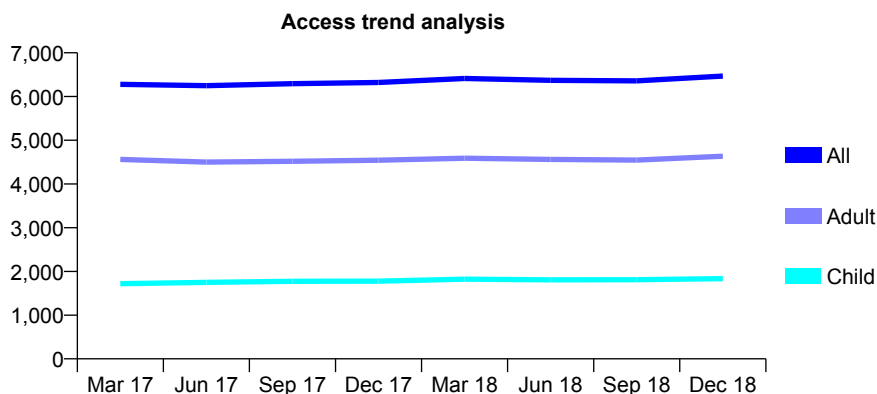
Q63 - Vital Signs At a Glance Contract Report for 682144/0001 - December 2018

Name or company name	Reza Khan and Nawaf Kharalah
Contract type name	GDS Contract
Purpose of contract	General
Contract start date	01/04/2006
Contract end date	

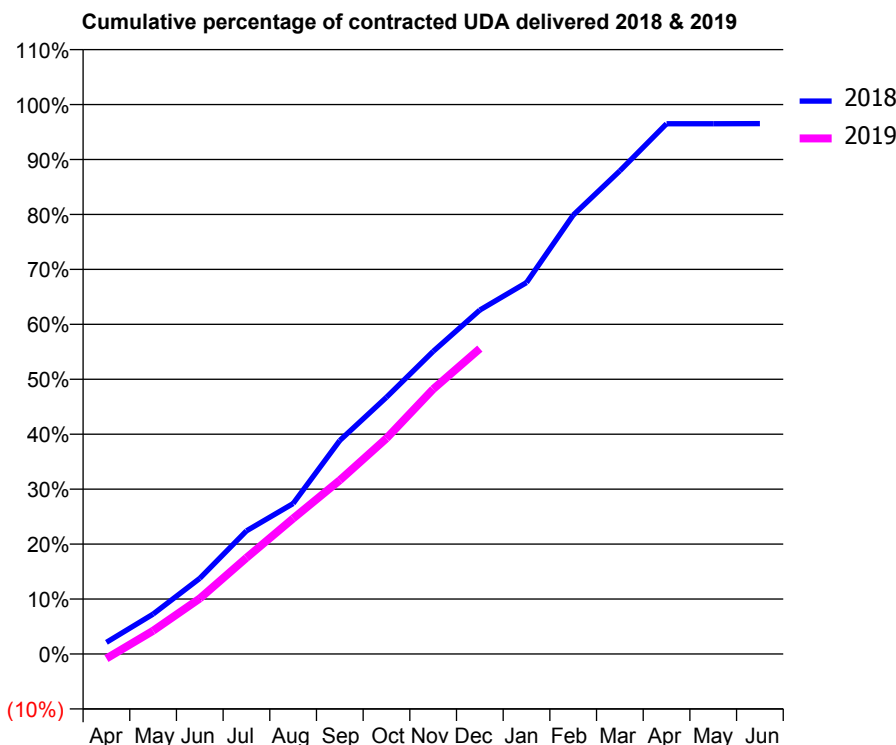
18/19 Contracted general activity (UDA)	24,000
Carry forward general activity (UDA)	837
18/19 Contracted orthodontic activity (UOA)	0
Carry forward orthodontic activity (UOA)	0
Baseline contract value	£675,410.74

ACCESS*

Patients seen in 24 months	Total	Change since previous quarter
Quarter ending December 2017	6,320	
Quarter ending March 2018	6,413	→
Quarter ending June 2018	6,370	→
Quarter ending September 2018	6,358	→
Quarter ending December 2018	6,469	→
Variance since December 2017	2.4%	↑



ACTIVITY



Month	Adjusted Scheduled Activity (UDA)	
	2018	2019
April	508	-204
May	1,742	1,019
June	3,307	2,429
July	5,378	4,204
August	6,570	5,918
September	9,325	7,594
October	11,214	9,420
November	13,219	11,570
December	15,025	13,342
January	16,222	
February	19,171	
March	21,104	
April	23,159	
May	23,160	
June	23,163	

QUALITY

	Quantity	Base Number	Contract	AT	Region	England
% of FP17s for the same patient ID Re-attending within 3 months - Children	109	1,686	6.5%	10.2%	11.8%	11.8%
% of FP17s for the same patient ID Re-attending within 3 months - Adults	339	3,369	10.1%	15.4%	16.7%	15.6%
% of FP17s for the same patient ID Re-attending between 3 & 9 months - Children	736	1,686	43.7%	49.0%	48.6%	58.8%
% of FP17s for the same patient ID Re-attending between 3 & 9 months - Adults	1,030	3,369	30.6%	38.7%	39.1%	51.0%
% of FP17s for Band 1 Urgent Courses	430	4,638	9.3%	10.2%	10.6%	9.0%
% of FP17s Relating to Free Repair or Replacements	3	4,638	0.1%	0.6%	0.5%	0.8%
% of FP17s Relating to Continuations	37	4,638	0.8%	0.9%	0.7%	0.9%
% of Patients satisfied with the dentistry they have received	1	2	N/A	91.8%	90.2%	93.2%
% of Patients satisfied with the time they had to wait for an appointment	1	2	N/A	87.2%	85.0%	88.3%

* This is based on patients treated on this contract for their most recent course of treatment. Figures in italics indicate the base number of FP17s or Patient Questionnaire responses are less than 100. N/A is shown where the base number of responses is less than 10 during the period. % is calculated as Quantity/Base number*100

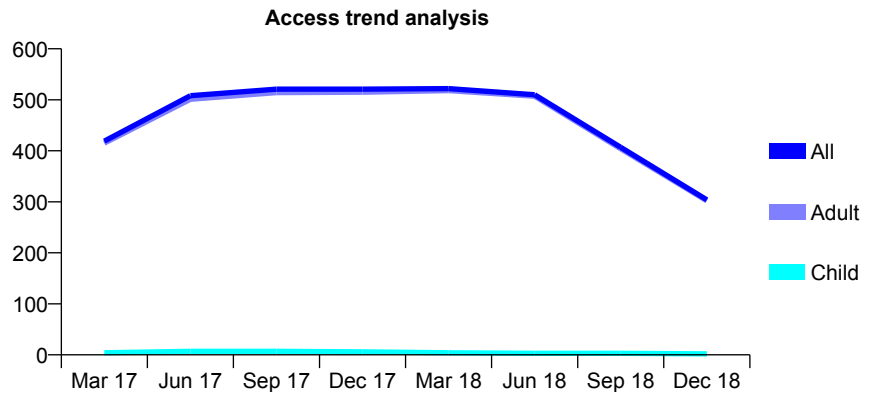
Q63 - Vital Signs At a Glance Contract Report for 682144/0002 - December 2018

Name or company name	MR AA DADASHIAN
Contract type name	PDS Contract
Purpose of contract	General
Contract start date	01/04/2011
Contract end date	30/06/2018

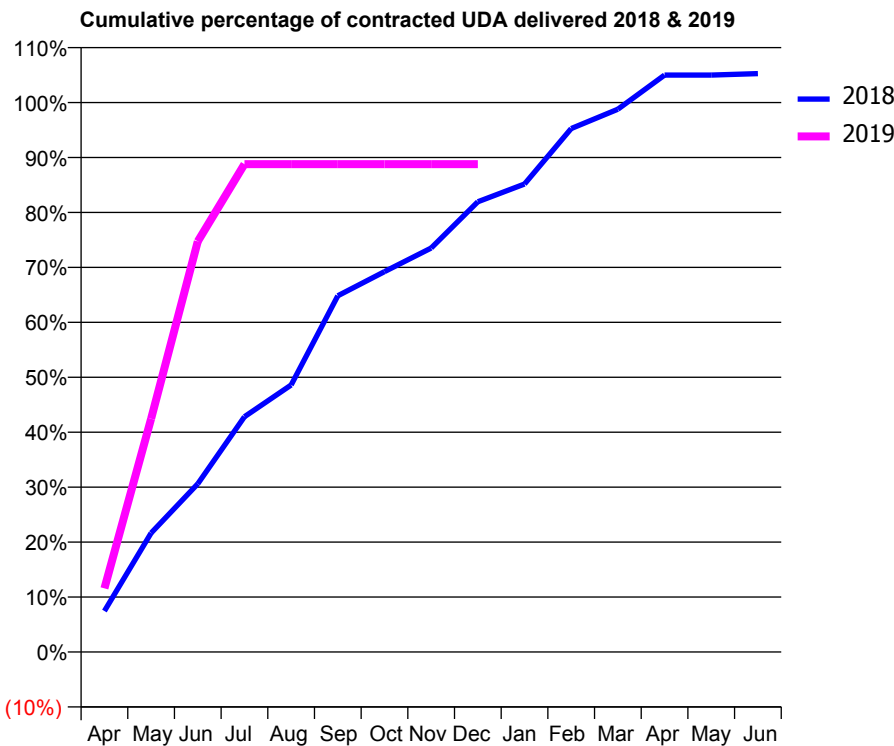
18/19 Contracted general activity (UDA)	285
Carry forward general activity (UDA)	0
18/19 Contracted orthodontic activity (UOA)	0
Carry forward orthodontic activity (UOA)	0
Baseline contract value	£14,197.02

ACCESS*

Patients seen in 24 months	Total	Change since previous quarter
Quarter ending December 2017	521	
Quarter ending March 2018	522	→
Quarter ending June 2018	510	↓
Quarter ending September 2018	407	↓
Quarter ending December 2018	304	↓
Variance since December 2017	(41.7%)	↓



ACTIVITY



Month	Adjusted Scheduled Activity (UDA)	
	2018	2019
April	85	33
May	247	121
June	349	213
July	488	253
August	554	253
September	739	253
October	789	253
November	838	253
December	934	253
January	971	
February	1,086	
March	1,126	
April	1,197	
May	1,197	
June	1,200	

QUALITY

	Quantity	Base Number	Contract	AT	Region	England
% of FP17s for the same patient ID Re-attending within 3 months - Children	0	1	0.0%	10.2%	11.8%	11.8%
% of FP17s for the same patient ID Re-attending within 3 months - Adults	0	114	0.0%	15.4%	16.7%	15.6%
% of FP17s for the same patient ID Re-attending between 3 & 9 months - Children	0	1	0.0%	49.0%	48.6%	58.8%
% of FP17s for the same patient ID Re-attending between 3 & 9 months - Adults	0	114	0.0%	38.7%	39.1%	51.0%
% of FP17s for Band 1 Urgent Courses	0	89	0.0%	10.2%	10.6%	9.0%
% of FP17s Relating to Free Repair or Replacements	0	89	0.0%	0.6%	0.5%	0.8%
% of FP17s Relating to Continuations	0	89	0.0%	0.9%	0.7%	0.9%
% of Patients satisfied with the dentistry they have received	0	0	N/A	91.8%	90.2%	93.2%
% of Patients satisfied with the time they had to wait for an appointment	0	0	N/A	87.2%	85.0%	88.3%

* This is based on patients treated on this contract for their most recent course of treatment. Figures in italics indicate the base number of FP17s or Patient Questionnaire responses are less than 100. N/A is shown where the base number of responses is less than 10 during the period. % is calculated as Quantity/Base number*100

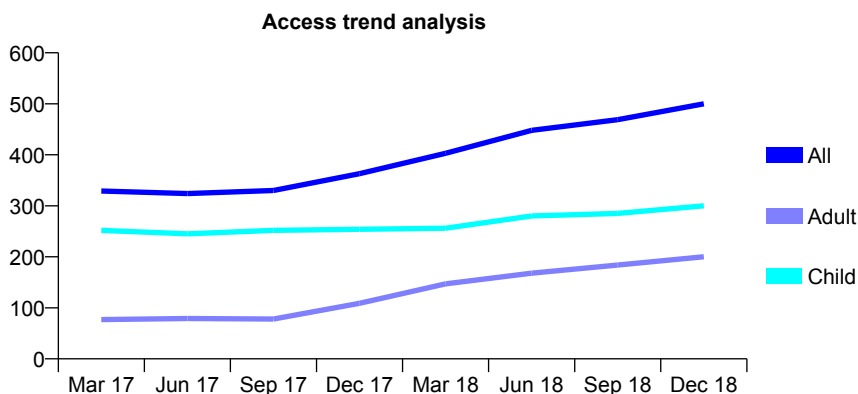
Q63 - Vital Signs At a Glance Contract Report for 684864/0001 - December 2018

Name or company name	MR P BOAMAH
Contract type name	GDS Contract
Purpose of contract	General
Contract start date	01/05/2009
Contract end date	

18/19 Contracted general activity (UDA)	799
Carry forward general activity (UDA)	-16
18/19 Contracted orthodontic activity (UOA)	0
Carry forward orthodontic activity (UOA)	0
Baseline contract value	£17,290.08

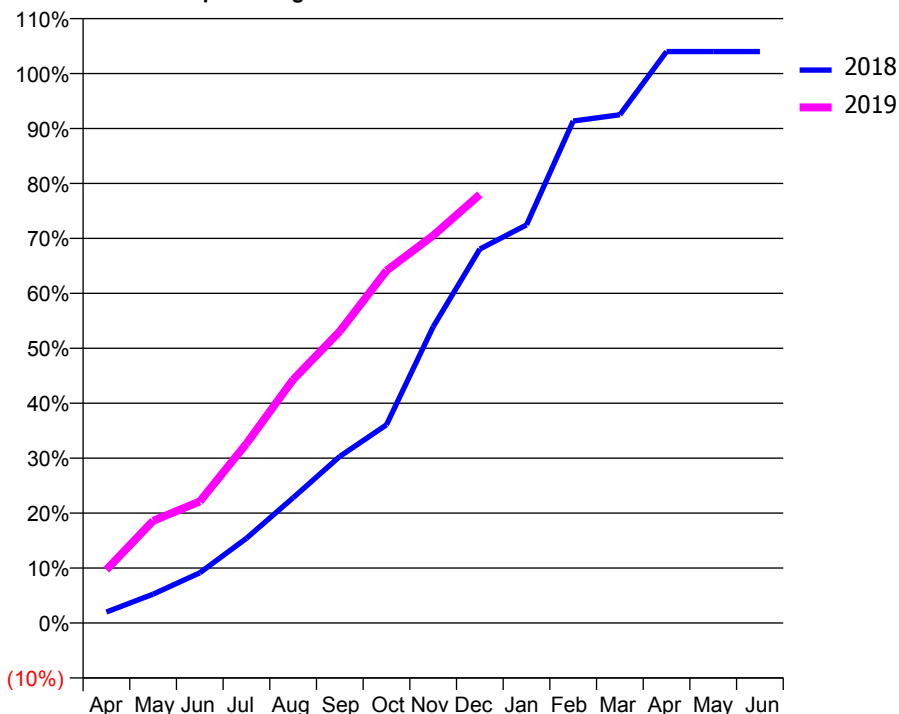
ACCESS*

Patients seen in 24 months	Total	Change since previous quarter
Quarter ending December 2017	363	
Quarter ending March 2018	403	↑
Quarter ending June 2018	448	↑
Quarter ending September 2018	469	↑
Quarter ending December 2018	500	↑
Variance since December 2017	37.7%	↑



ACTIVITY

Cumulative percentage of contracted UDA delivered 2018 & 2019



Month	Adjusted Scheduled Activity (UDA)	
	2018	2019
April	16	77
May	42	149
June	73	177
July	123	261
August	182	354
September	242	424
October	288	512
November	431	563
December	544	623
January	579	
February	730	
March	739	
April	831	
May	831	
June	831	

QUALITY

	Quantity	Base Number	Contract	AT	Region	England
% of FP17s for the same patient ID Re-attending within 3 months - Children	6	271	2.2%	10.2%	11.8%	11.8%
% of FP17s for the same patient ID Re-attending within 3 months - Adults	4	124	3.2%	15.4%	16.7%	15.6%
% of FP17s for the same patient ID Re-attending between 3 & 9 months - Children	116	271	42.8%	49.0%	48.6%	58.8%
% of FP17s for the same patient ID Re-attending between 3 & 9 months - Adults	28	124	22.6%	38.7%	39.1%	51.0%
% of FP17s for Band 1 Urgent Courses	10	360	2.8%	10.2%	10.6%	9.0%
% of FP17s Relating to Free Repair or Replacements	0	360	0.0%	0.6%	0.5%	0.8%
% of FP17s Relating to Continuations	1	360	0.3%	0.9%	0.7%	0.9%
% of Patients satisfied with the dentistry they have received	0	0	N/A	91.8%	90.2%	93.2%
% of Patients satisfied with the time they had to wait for an appointment	0	0	N/A	87.2%	85.0%	88.3%

* This is based on patients treated on this contract for their most recent course of treatment. Figures in italics indicate the base number of FP17s or Patient Questionnaire responses are less than 100. N/A is shown where the base number of responses is less than 10 during the period. % is calculated as Quantity/Base number*100

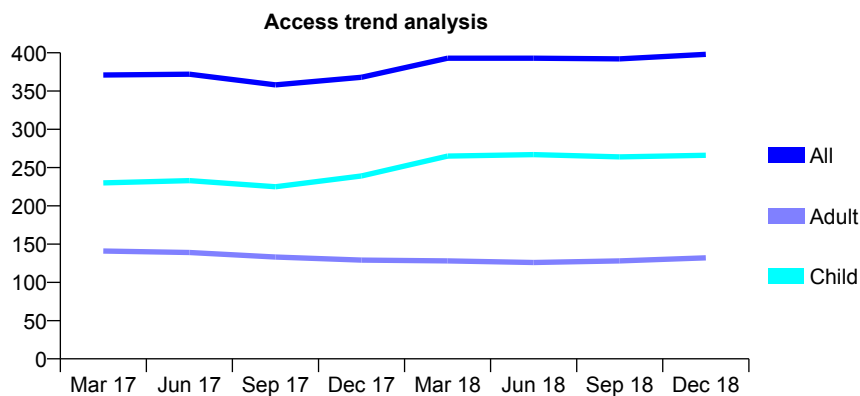
Q63 - Vital Signs At a Glance Contract Report for 687219/0001 - December 2018

Name or company name	MR AA ZAIDI
Contract type name	GDS Contract
Purpose of contract	General
Contract start date	01/09/2007
Contract end date	

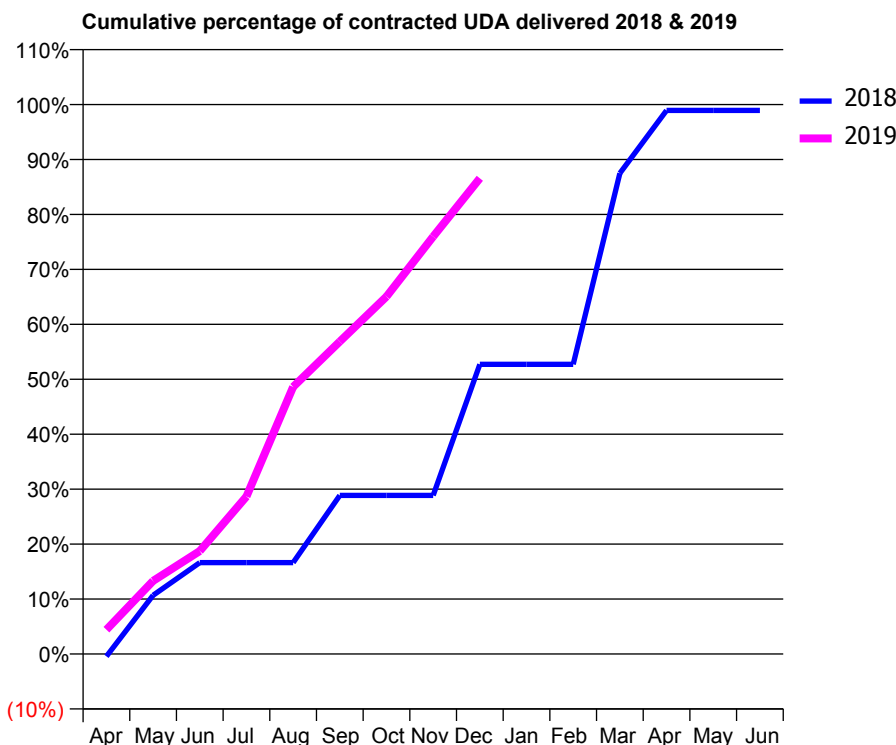
18/19 Contracted general activity (UDA)	1,104
Carry forward general activity (UDA)	12
18/19 Contracted orthodontic activity (UOA)	0
Carry forward orthodontic activity (UOA)	0
Baseline contract value	£26,763.89

ACCESS*

Patients seen in 24 months	Total	Change since previous quarter
Quarter ending December 2017	368	
Quarter ending March 2018	393	↑
Quarter ending June 2018	393	→
Quarter ending September 2018	392	→
Quarter ending December 2018	398	→
Variance since December 2017	8.2%	↑



ACTIVITY



Month	Adjusted Scheduled Activity (UDA)	
	2018	2019
April	-5	49
May	118	147
June	184	207
July	184	316
August	184	537
September	319	628
October	319	718
November	319	839
December	582	956
January	582	
February	582	
March	966	
April	1,092	
May	1,092	
June	1,092	

QUALITY

	Quantity	Base Number	Contract	AT	Region	England
% of FP17s for the same patient ID Re-attending within 3 months - Children	32	306	10.5%	10.2%	11.8%	11.8%
% of FP17s for the same patient ID Re-attending within 3 months - Adults	6	75	8.0%	15.4%	16.7%	15.6%
% of FP17s for the same patient ID Re-attending between 3 & 9 months - Children	154	306	50.3%	49.0%	48.6%	58.8%
% of FP17s for the same patient ID Re-attending between 3 & 9 months - Adults	26	75	34.7%	38.7%	39.1%	51.0%
% of FP17s for Band 1 Urgent Courses	9	347	2.6%	10.2%	10.6%	9.0%
% of FP17s Relating to Free Repair or Replacements	0	347	0.0%	0.6%	0.5%	0.8%
% of FP17s Relating to Continuations	0	347	0.0%	0.9%	0.7%	0.9%
% of Patients satisfied with the dentistry they have received	0	0	N/A	91.8%	90.2%	93.2%
% of Patients satisfied with the time they had to wait for an appointment	0	0	N/A	87.2%	85.0%	88.3%

* This is based on patients treated on this contract for their most recent course of treatment. Figures in italics indicate the base number of FP17s or Patient Questionnaire responses are less than 100. N/A is shown where the base number of responses is less than 10 during the period. % is calculated as Quantity/Base number*100

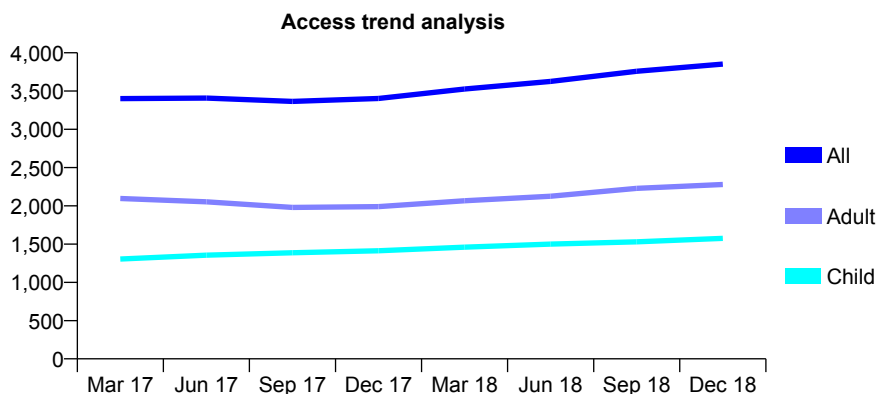
Q63 - Vital Signs At a Glance Contract Report for 689416/0001 - December 2018

Name or company name	MR MB PATEL
Contract type name	GDS Contract
Purpose of contract	General
Contract start date	01/07/2007
Contract end date	

18/19 Contracted general activity (UDA)	8,500
Carry forward general activity (UDA)	132
18/19 Contracted orthodontic activity (UOA)	0
Carry forward orthodontic activity (UOA)	0
Baseline contract value	£215,138.06

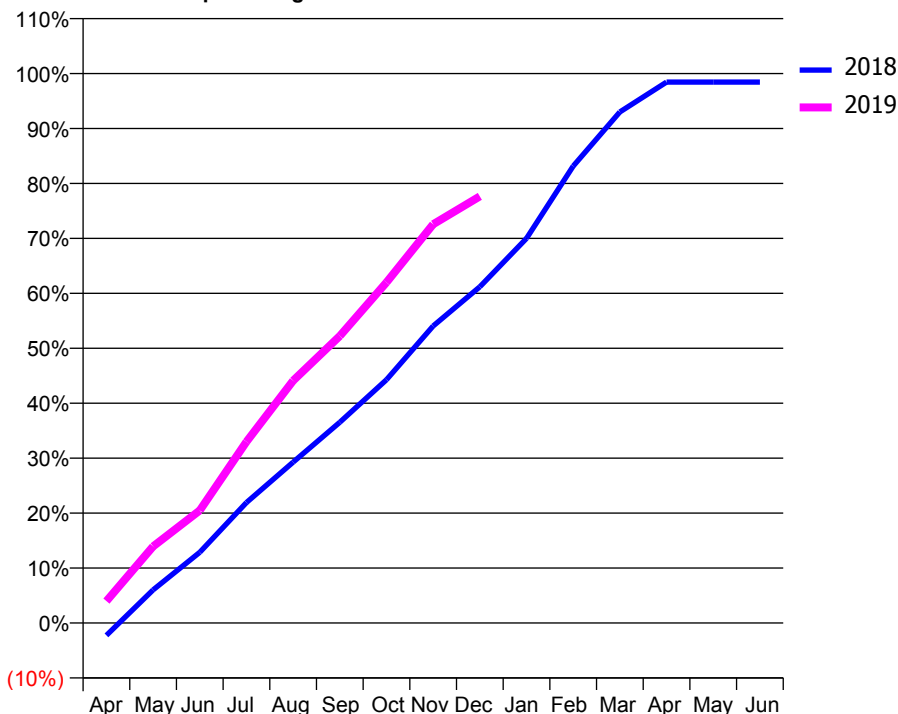
ACCESS*

Patients seen in 24 months	Total	Change since previous quarter
Quarter ending December 2017	3,403	
Quarter ending March 2018	3,526	↑
Quarter ending June 2018	3,626	↑
Quarter ending September 2018	3,759	↑
Quarter ending December 2018	3,853	↑
Variance since December 2017	13.2%	↑



ACTIVITY

Cumulative percentage of contracted UDA delivered 2018 & 2019



Month	Adjusted Scheduled Activity (UDA)	
	2018	2019
April	-194	339
May	512	1,186
June	1,095	1,741
July	1,863	2,803
August	2,488	3,750
September	3,105	4,439
October	3,762	5,269
November	4,594	6,168
December	5,202	6,600
January	5,949	
February	7,068	
March	7,905	
April	8,368	
May	8,368	
June	8,368	

QUALITY

	Quantity	Base Number	Contract	AT	Region	England
% of FP17s for the same patient ID Re-attending within 3 months - Children	110	1,614	6.8%	10.2%	11.8%	11.8%
% of FP17s for the same patient ID Re-attending within 3 months - Adults	162	1,716	9.4%	15.4%	16.7%	15.6%
% of FP17s for the same patient ID Re-attending between 3 & 9 months - Children	857	1,614	53.1%	49.0%	48.6%	58.8%
% of FP17s for the same patient ID Re-attending between 3 & 9 months - Adults	584	1,716	34.0%	38.7%	39.1%	51.0%
% of FP17s for Band 1 Urgent Courses	239	3,115	7.7%	10.2%	10.6%	9.0%
% of FP17s Relating to Free Repair or Replacements	7	3,115	0.2%	0.6%	0.5%	0.8%
% of FP17s Relating to Continuations	12	3,115	0.4%	0.9%	0.7%	0.9%
% of Patients satisfied with the dentistry they have received	3	3	N/A	91.8%	90.2%	93.2%
% of Patients satisfied with the time they had to wait for an appointment	3	3	N/A	87.2%	85.0%	88.3%

* This is based on patients treated on this contract for their most recent course of treatment. Figures in italics indicate the base number of FP17s or Patient Questionnaire responses are less than 100. N/A is shown where the base number of responses is less than 10 during the period. % is calculated as Quantity/Base number*100

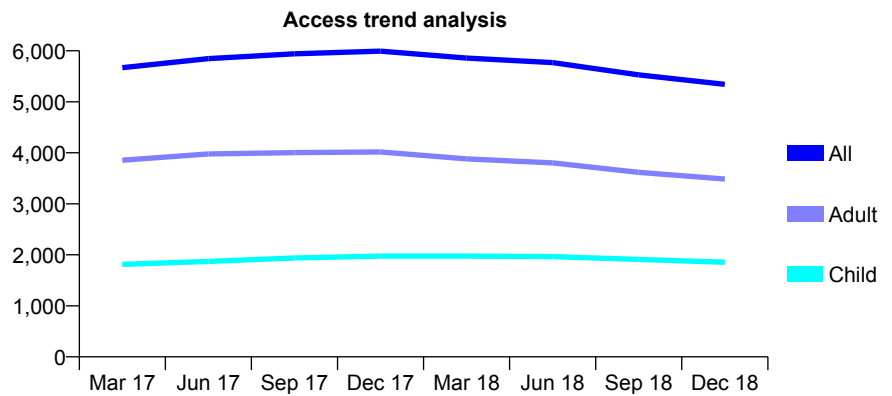
Q63 - Vital Signs At a Glance Contract Report for 691445/0001 - December 2018

Name or company name	MR AF YUSUF
Contract type name	GDS Contract
Purpose of contract	General
Contract start date	01/11/2008
Contract end date	

18/19 Contracted general activity (UDA)	16,352
Carry forward general activity (UDA)	-190
18/19 Contracted orthodontic activity (UOA)	0
Carry forward orthodontic activity (UOA)	0
Baseline contract value	£524,228.85

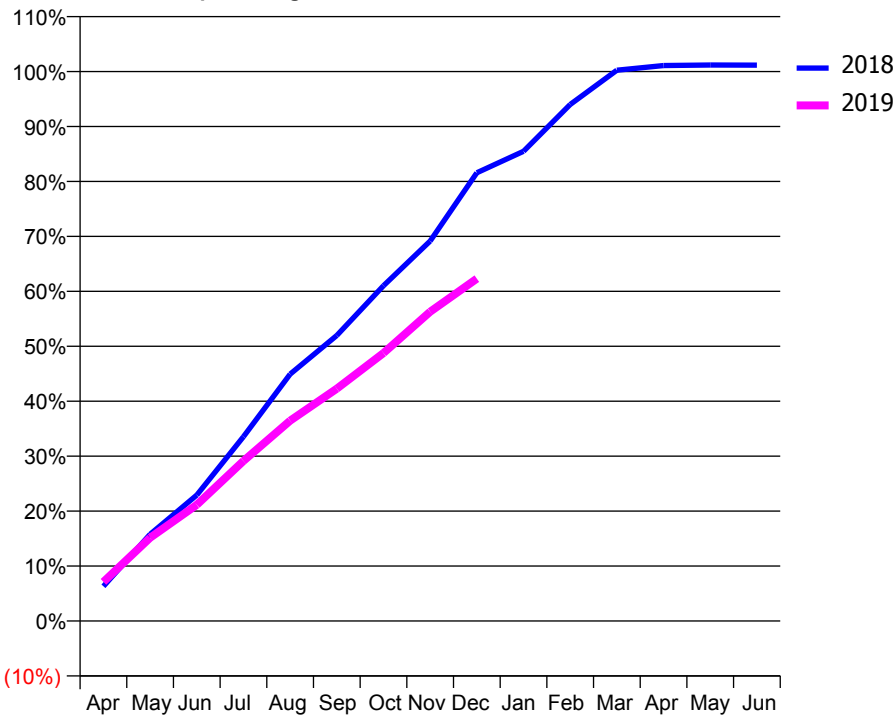
ACCESS*

Patients seen in 24 months	Total	Change since previous quarter
Quarter ending December 2017	5,993	
Quarter ending March 2018	5,858	↓
Quarter ending June 2018	5,769	↓
Quarter ending September 2018	5,527	↓
Quarter ending December 2018	5,342	↓
Variance since December 2017	(10.9%)	↓



ACTIVITY

Cumulative percentage of contracted UDA delivered 2018 & 2019



Month	Adjusted Scheduled Activity (UDA)	
	2018	2019
April	1,035	1,164
May	2,580	2,476
June	3,749	3,458
July	5,484	4,764
August	7,348	5,963
September	8,498	6,916
October	9,977	7,973
November	11,309	9,205
December	13,338	10,187
January	13,977	
February	15,371	
March	16,392	
April	16,531	
May	16,547	
June	16,542	

QUALITY

	Quantity	Base Number	Contract	AT	Region	England
% of FP17s for the same patient ID Re-attending within 3 months - Children	68	1,592	4.3%	10.2%	11.8%	11.8%
% of FP17s for the same patient ID Re-attending within 3 months - Adults	289	2,446	11.8%	15.4%	16.7%	15.6%
% of FP17s for the same patient ID Re-attending between 3 & 9 months - Children	835	1,592	52.4%	49.0%	48.6%	58.8%
% of FP17s for the same patient ID Re-attending between 3 & 9 months - Adults	913	2,446	37.3%	38.7%	39.1%	51.0%
% of FP17s for Band 1 Urgent Courses	380	3,938	9.6%	10.2%	10.6%	9.0%
% of FP17s Relating to Free Repair or Replacements	11	3,938	0.3%	0.6%	0.5%	0.8%
% of FP17s Relating to Continuations	0	3,938	0.0%	0.9%	0.7%	0.9%
% of Patients satisfied with the dentistry they have received	1	1	N/A	91.8%	90.2%	93.2%
% of Patients satisfied with the time they had to wait for an appointment	0	1	N/A	87.2%	85.0%	88.3%

* This is based on patients treated on this contract for their most recent course of treatment. Figures in italics indicate the base number of FP17s or Patient Questionnaire responses are less than 100. N/A is shown where the base number of responses is less than 10 during the period. % is calculated as Quantity/Base number*100

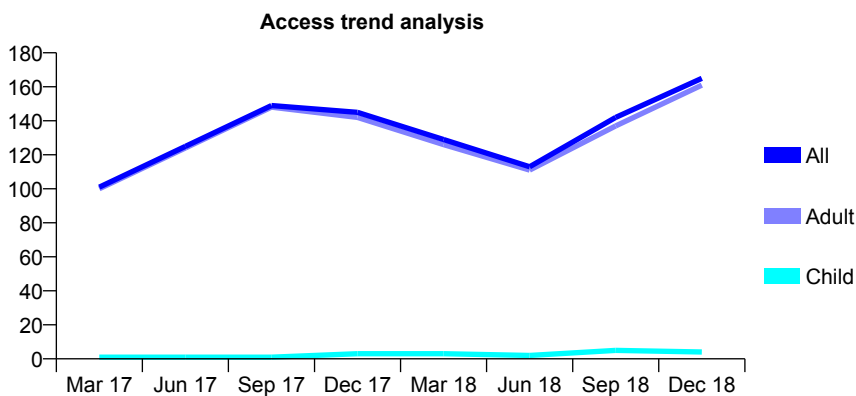
Q63 - Vital Signs At a Glance Contract Report for 691445/0002 - December 2018

Name or company name	MR AF YUSUF
Contract type name	PDS Contract
Purpose of contract	General
Contract start date	01/04/2009
Contract end date	31/03/2019

18/19 Contracted general activity (UDA)	500
Carry forward general activity (UDA)	0
18/19 Contracted orthodontic activity (UOA)	0
Carry forward orthodontic activity (UOA)	0
Baseline contract value	£58,430.15

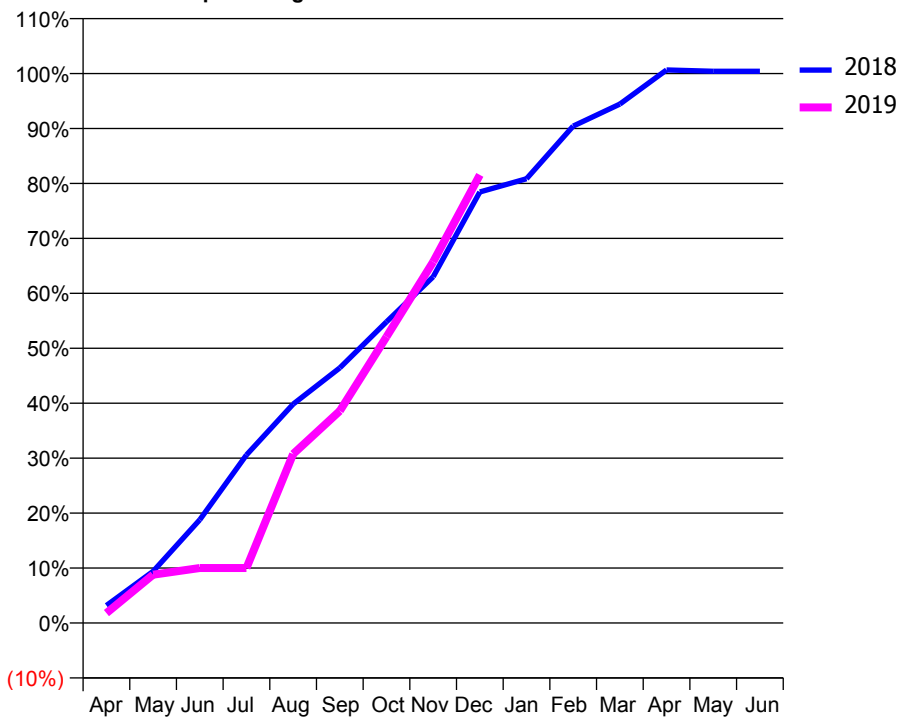
ACCESS*

Patients seen in 24 months	Total	Change since previous quarter
Quarter ending December 2017	145	
Quarter ending March 2018	129	↓
Quarter ending June 2018	113	↓
Quarter ending September 2018	142	↑
Quarter ending December 2018	165	↑
Variance since December 2017	13.8%	↑



ACTIVITY

Cumulative percentage of contracted UDA delivered 2018 & 2019



Month	Adjusted Scheduled Activity (UDA)	
	2018	2019
April	16	9
May	47	44
June	94	50
July	153	50
August	199	154
September	232	193
October	274	260
November	315	329
December	392	408
January	404	
February	452	
March	472	
April	503	
May	502	
June	502	

QUALITY

	Quantity	Base Number	Contract	AT	Region	England
% of FP17s for the same patient ID Re-attending within 3 months - Children	0	5	0.0%	10.2%	11.8%	11.8%
% of FP17s for the same patient ID Re-attending within 3 months - Adults	9	153	5.9%	15.4%	16.7%	15.6%
% of FP17s for the same patient ID Re-attending between 3 & 9 months - Children	0	5	0.0%	49.0%	48.6%	58.8%
% of FP17s for the same patient ID Re-attending between 3 & 9 months - Adults	0	153	0.0%	38.7%	39.1%	51.0%
% of FP17s for Band 1 Urgent Courses	4	151	2.6%	10.2%	10.6%	9.0%
% of FP17s Relating to Free Repair or Replacements	0	151	0.0%	0.6%	0.5%	0.8%
% of FP17s Relating to Continuations	7	151	4.6%	0.9%	0.7%	0.9%
% of Patients satisfied with the dentistry they have received	1	1	N/A	91.8%	90.2%	93.2%
% of Patients satisfied with the time they had to wait for an appointment	1	1	N/A	87.2%	85.0%	88.3%

* This is based on patients treated on this contract for their most recent course of treatment. Figures in italics indicate the base number of FP17s or Patient Questionnaire responses are less than 100. N/A is shown where the base number of responses is less than 10 during the period. % is calculated as Quantity/Base number*100

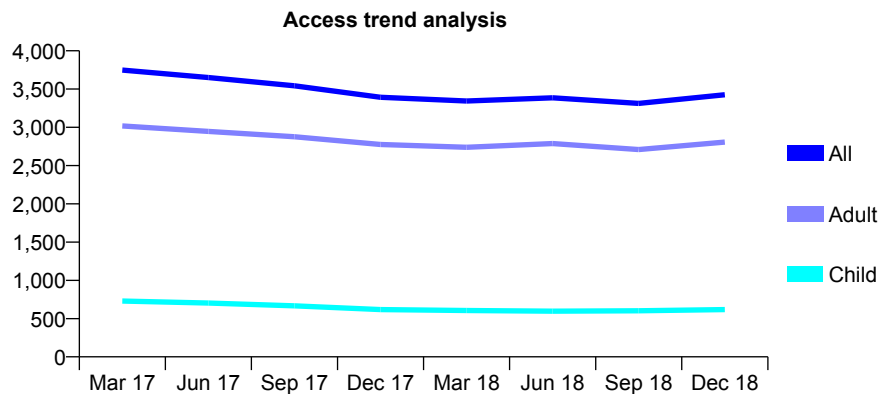
Q63 - Vital Signs At a Glance Contract Report for 729477/0001 - December 2018

Name or company name	MR JP YOUNGHUSBAND
Contract type name	GDS Contract
Purpose of contract	General
Contract start date	01/04/2006
Contract end date	

18/19 Contracted general activity (UDA)	15,139
Carry forward general activity (UDA)	0
18/19 Contracted orthodontic activity (UOA)	0
Carry forward orthodontic activity (UOA)	0
Baseline contract value	£439,065.98

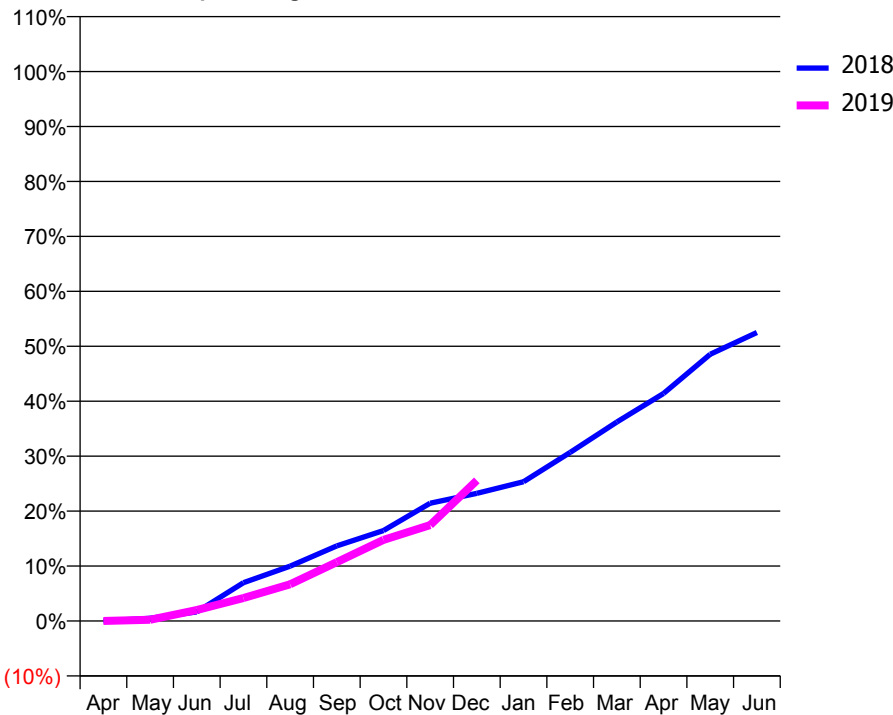
ACCESS*

Patients seen in 24 months	Total	Change since previous quarter
Quarter ending December 2017	3,393	
Quarter ending March 2018	3,344	↓
Quarter ending June 2018	3,385	→
Quarter ending September 2018	3,312	↓
Quarter ending December 2018	3,425	↑
Variance since December 2017	0.9%	→



ACTIVITY

Cumulative percentage of contracted UDA delivered 2018 & 2019



Month	Adjusted Scheduled Activity (UDA)	
	2018	2019
April	0	0
May	76	35
June	252	305
July	1,058	633
August	1,513	1,010
September	2,070	1,622
October	2,494	2,237
November	3,244	2,644
December	3,517	3,876
January	3,838	
February	4,646	
March	5,483	
April	6,270	
May	7,348	
June	7,949	

QUALITY

	Quantity	Base Number	Contract	AT	Region	England
% of FP17s for the same patient ID Re-attending within 3 months - Children	26	556	4.7%	10.2%	11.8%	11.8%
% of FP17s for the same patient ID Re-attending within 3 months - Adults	279	2,406	11.6%	15.4%	16.7%	15.6%
% of FP17s for the same patient ID Re-attending between 3 & 9 months - Children	205	556	36.9%	49.0%	48.6%	58.8%
% of FP17s for the same patient ID Re-attending between 3 & 9 months - Adults	856	2,406	35.6%	38.7%	39.1%	51.0%
% of FP17s for Band 1 Urgent Courses	192	1,874	10.2%	10.2%	10.6%	9.0%
% of FP17s Relating to Free Repair or Replacements	34	1,874	1.8%	0.6%	0.5%	0.8%
% of FP17s Relating to Continuations	21	1,874	1.1%	0.9%	0.7%	0.9%
% of Patients satisfied with the dentistry they have received	0	0	N/A	91.8%	90.2%	93.2%
% of Patients satisfied with the time they had to wait for an appointment	0	0	N/A	87.2%	85.0%	88.3%

* This is based on patients treated on this contract for their most recent course of treatment. Figures in italics indicate the base number of FP17s or Patient Questionnaire responses are less than 100. N/A is shown where the base number of responses is less than 10 during the period. % is calculated as Quantity/Base number*100

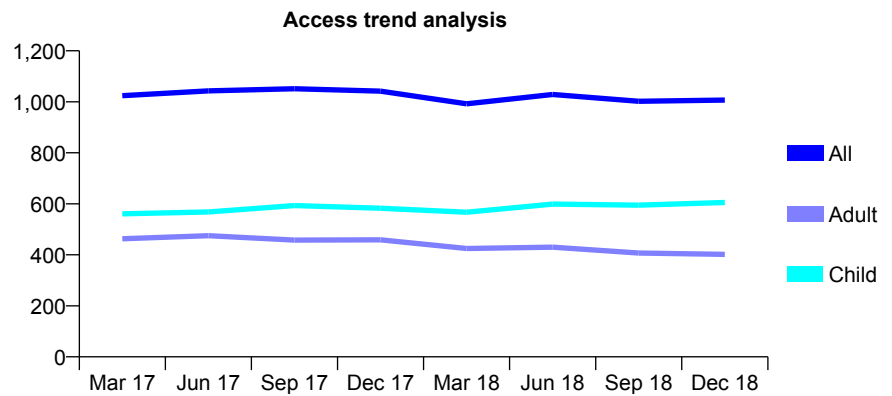
Q63 - Vital Signs At a Glance Contract Report for 730025/0001 - December 2018

Name or company name	MR SN MOOI
Contract type name	GDS Contract
Purpose of contract	General
Contract start date	01/04/2006
Contract end date	

18/19 Contracted general activity (UDA)	1,844
Carry forward general activity (UDA)	-37
18/19 Contracted orthodontic activity (UOA)	0
Carry forward orthodontic activity (UOA)	0
Baseline contract value	£52,274.77

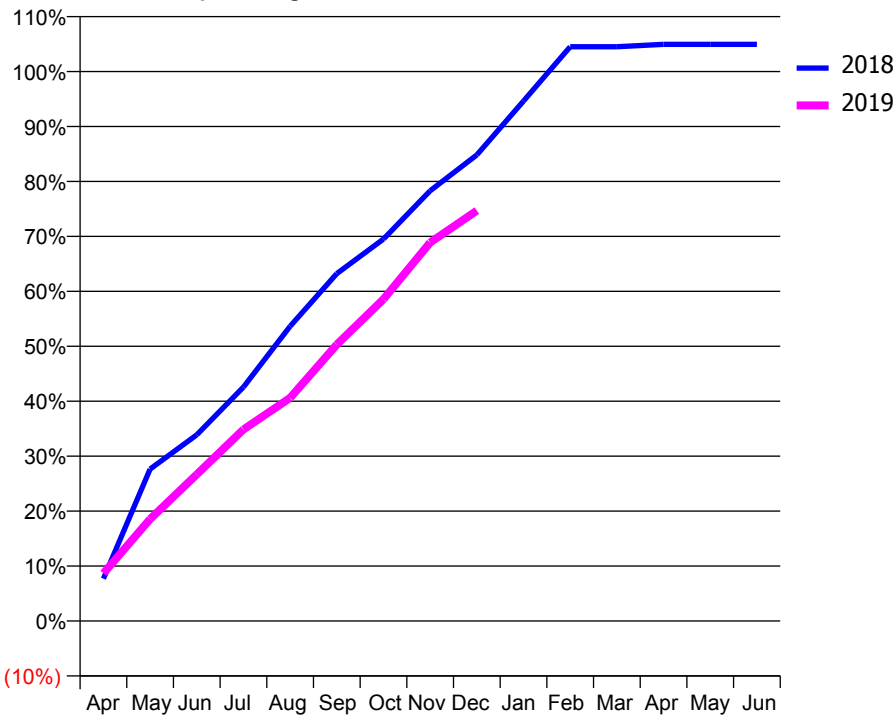
ACCESS*

Patients seen in 24 months	Total	Change since previous quarter
Quarter ending December 2017	1,042	
Quarter ending March 2018	992	↓
Quarter ending June 2018	1,029	↑
Quarter ending September 2018	1,002	↓
Quarter ending December 2018	1,007	→
Variance since December 2017	(3.4%)	↓



ACTIVITY

Cumulative percentage of contracted UDA delivered 2018 & 2019



Adjusted Scheduled Activity (UDA)		
Month	2018	2019
April	142	160
May	510	342
June	625	492
July	785	643
August	989	749
September	1,166	928
October	1,282	1,080
November	1,444	1,270
December	1,564	1,377
January	1,745	
February	1,927	
March	1,927	
April	1,935	
May	1,935	
June	1,935	

QUALITY

	Quantity	Base Number	Contract	AT	Region	England
% of FP17s for the same patient ID Re-attending within 3 months - Children	14	512	2.7%	10.2%	11.8%	11.8%
% of FP17s for the same patient ID Re-attending within 3 months - Adults	14	256	5.5%	15.4%	16.7%	15.6%
% of FP17s for the same patient ID Re-attending between 3 & 9 months - Children	138	512	27.0%	49.0%	48.6%	58.8%
% of FP17s for the same patient ID Re-attending between 3 & 9 months - Adults	73	256	28.5%	38.7%	39.1%	51.0%
% of FP17s for Band 1 Urgent Courses	0	764	0.0%	10.2%	10.6%	9.0%
% of FP17s Relating to Free Repair or Replacements	0	764	0.0%	0.6%	0.5%	0.8%
% of FP17s Relating to Continuations	7	764	0.9%	0.9%	0.7%	0.9%
% of Patients satisfied with the dentistry they have received	0	0	N/A	91.8%	90.2%	93.2%
% of Patients satisfied with the time they had to wait for an appointment	0	0	N/A	87.2%	85.0%	88.3%

* This is based on patients treated on this contract for their most recent course of treatment. Figures in italics indicate the base number of FP17s or Patient Questionnaire responses are less than 100. N/A is shown where the base number of responses is less than 10 during the period. % is calculated as Quantity/Base number*100

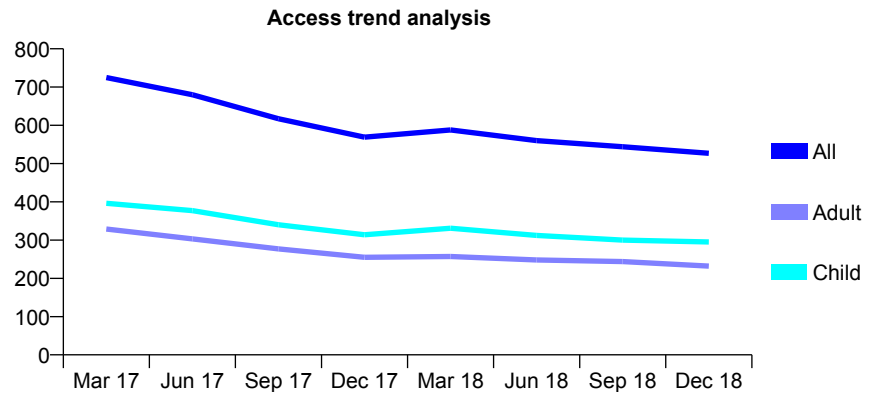
Q63 - Vital Signs At a Glance Contract Report for 730114/0001 - December 2018

Name or company name	Mr Raj Patel
Contract type name	GDS Contract
Purpose of contract	General
Contract start date	01/04/2006
Contract end date	

18/19 Contracted general activity (UDA)	1,455
Carry forward general activity (UDA)	22
18/19 Contracted orthodontic activity (UOA)	0
Carry forward orthodontic activity (UOA)	0
Baseline contract value	£45,836.21

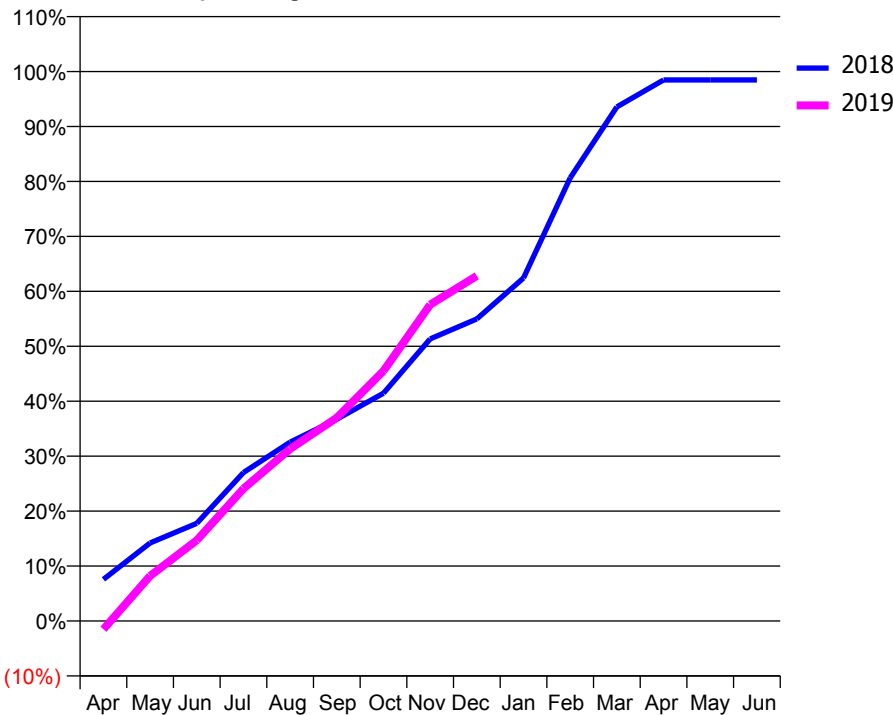
ACCESS*

Patients seen in 24 months	Total	Change since previous quarter
Quarter ending December 2017	569	
Quarter ending March 2018	588	↑
Quarter ending June 2018	560	↓
Quarter ending September 2018	544	↓
Quarter ending December 2018	527	↓
Variance since December 2017	(7.4%)	↓



ACTIVITY

Cumulative percentage of contracted UDA delivered 2018 & 2019



Month	Adjusted Scheduled Activity (UDA)	
	2018	2019
April	110	-22
May	207	119
June	259	214
July	393	350
August	474	456
September	534	538
October	603	662
November	747	838
December	800	914
January	908	
February	1,173	
March	1,361	
April	1,433	
May	1,433	
June	1,433	

QUALITY

	Quantity	Base Number	Contract	AT	Region	England
% of FP17s for the same patient ID Re-attending within 3 months - Children	61	308	19.8%	10.2%	11.8%	11.8%
% of FP17s for the same patient ID Re-attending within 3 months - Adults	38	186	20.4%	15.4%	16.7%	15.6%
% of FP17s for the same patient ID Re-attending between 3 & 9 months - Children	182	308	59.1%	49.0%	48.6%	58.8%
% of FP17s for the same patient ID Re-attending between 3 & 9 months - Adults	84	186	45.2%	38.7%	39.1%	51.0%
% of FP17s for Band 1 Urgent Courses	25	482	5.2%	10.2%	10.6%	9.0%
% of FP17s Relating to Free Repair or Replacements	1	482	0.2%	0.6%	0.5%	0.8%
% of FP17s Relating to Continuations	1	482	0.2%	0.9%	0.7%	0.9%
% of Patients satisfied with the dentistry they have received	0	0	N/A	91.8%	90.2%	93.2%
% of Patients satisfied with the time they had to wait for an appointment	0	0	N/A	87.2%	85.0%	88.3%

* This is based on patients treated on this contract for their most recent course of treatment. Figures in italics indicate the base number of FP17s or Patient Questionnaire responses are less than 100. N/A is shown where the base number of responses is less than 10 during the period. % is calculated as Quantity/Base number*100

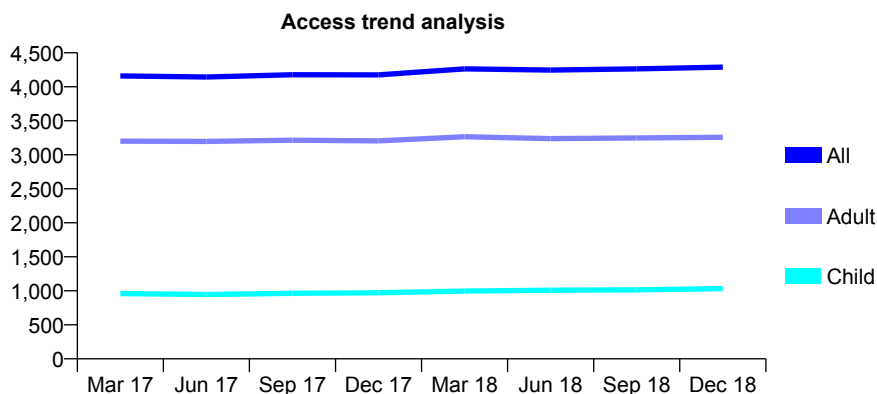
Q63 - Vital Signs At a Glance Contract Report for 730874/0001 - December 2018

Name or company name	MR GK OOI
Contract type name	GDS Contract
Purpose of contract	General
Contract start date	01/04/2006
Contract end date	

18/19 Contracted general activity (UDA)	12,108
Carry forward general activity (UDA)	87
18/19 Contracted orthodontic activity (UOA)	0
Carry forward orthodontic activity (UOA)	0
Baseline contract value	£413,320.85

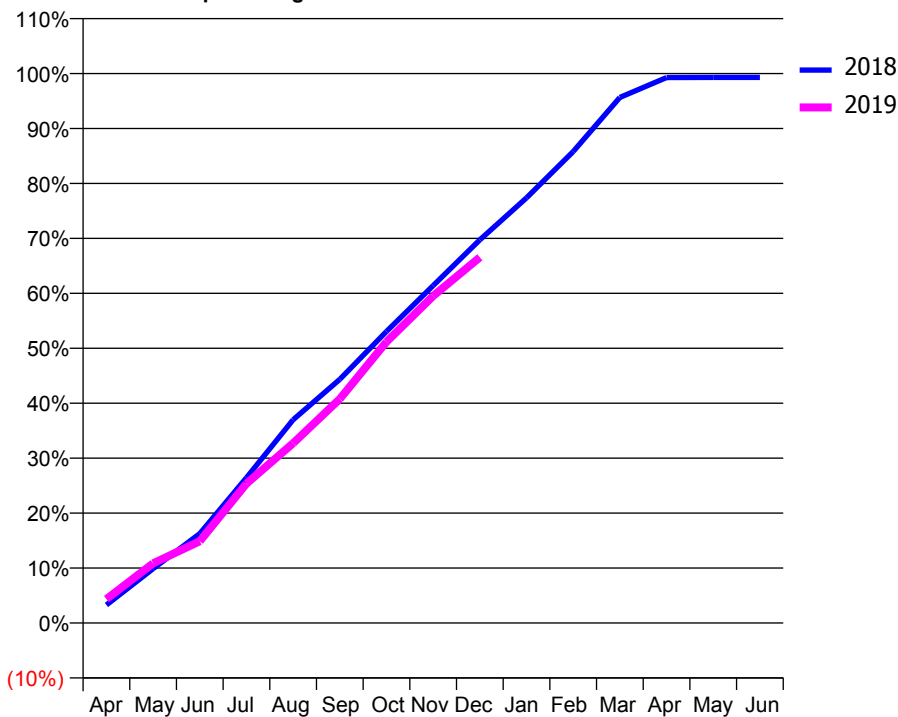
ACCESS*

Patients seen in 24 months	Total	Change since previous quarter
Quarter ending December 2017	4,175	
Quarter ending March 2018	4,263	↑
Quarter ending June 2018	4,247	→
Quarter ending September 2018	4,263	→
Quarter ending December 2018	4,290	→
Variance since December 2017	2.8%	↑



ACTIVITY

Cumulative percentage of contracted UDA delivered 2018 & 2019



Month	Adjusted Scheduled Activity (UDA)	
	2018	2019
April	399	528
May	1,197	1,314
June	1,969	1,802
July	3,201	3,073
August	4,479	3,962
September	5,369	4,937
October	6,425	6,194
November	7,434	7,205
December	8,443	8,058
January	9,368	
February	10,388	
March	11,580	
April	12,019	
May	12,020	
June	12,021	

QUALITY

	Quantity	Base Number	Contract	AT	Region	England
% of FP17s for the same patient ID Re-attending within 3 months - Children	70	846	8.3%	10.2%	11.8%	11.8%
% of FP17s for the same patient ID Re-attending within 3 months - Adults	303	2,504	12.1%	15.4%	16.7%	15.6%
% of FP17s for the same patient ID Re-attending between 3 & 9 months - Children	319	846	37.7%	49.0%	48.6%	58.8%
% of FP17s for the same patient ID Re-attending between 3 & 9 months - Adults	947	2,504	37.8%	38.7%	39.1%	51.0%
% of FP17s for Band 1 Urgent Courses	251	3,201	7.8%	10.2%	10.6%	9.0%
% of FP17s Relating to Free Repair or Replacements	34	3,201	1.1%	0.6%	0.5%	0.8%
% of FP17s Relating to Continuations	65	3,201	2.0%	0.9%	0.7%	0.9%
% of Patients satisfied with the dentistry they have received	0	1	N/A	91.8%	90.2%	93.2%
% of Patients satisfied with the time they had to wait for an appointment	1	1	N/A	87.2%	85.0%	88.3%

* This is based on patients treated on this contract for their most recent course of treatment. Figures in italics indicate the base number of FP17s or Patient Questionnaire responses are less than 100. N/A is shown where the base number of responses is less than 10 during the period. % is calculated as Quantity/Base number*100

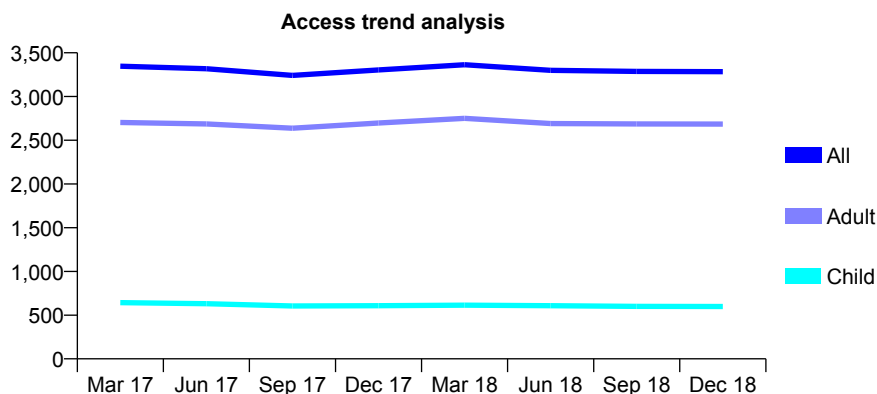
Q63 - Vital Signs At a Glance Contract Report for 730874/0002 - December 2018

Name or company name	MR GK OOI
Contract type name	GDS Contract
Purpose of contract	General
Contract start date	01/04/2006
Contract end date	

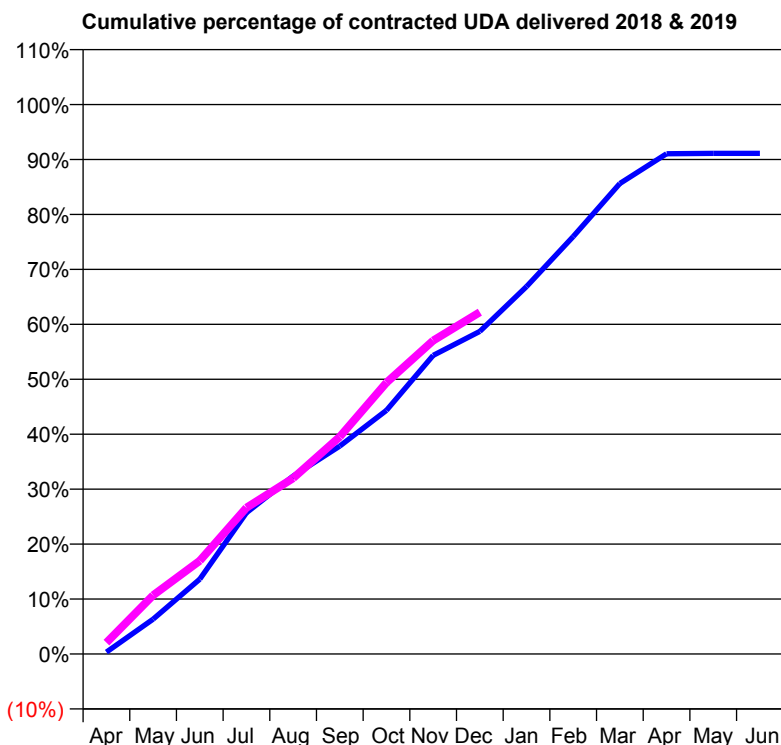
18/19 Contracted general activity (UDA)	12,740
Carry forward general activity (UDA)	0
18/19 Contracted orthodontic activity (UOA)	0
Carry forward orthodontic activity (UOA)	0
Baseline contract value	£461,220.63

ACCESS*

Patients seen in 24 months	Total	Change since previous quarter
Quarter ending December 2017	3,304	
Quarter ending March 2018	3,364	→
Quarter ending June 2018	3,299	↓
Quarter ending September 2018	3,287	→
Quarter ending December 2018	3,284	→
Variance since December 2017	(0.6%)	→



ACTIVITY



Month	Adjusted Scheduled Activity (UDA)	
	2018	2019
April	45	264
May	807	1,362
June	1,736	2,163
July	3,276	3,393
August	4,127	4,076
September	4,823	5,037
October	5,649	6,293
November	6,925	7,266
December	7,481	7,925
January	8,519	
February	9,679	
March	10,910	
April	11,597	
May	11,609	
June	11,608	

QUALITY

	Quantity	Base Number	Contract	AT	Region	England
% of FP17s for the same patient ID Re-attending within 3 months - Children	62	492	12.6%	10.2%	11.8%	11.8%
% of FP17s for the same patient ID Re-attending within 3 months - Adults	382	2,179	17.5%	15.4%	16.7%	15.6%
% of FP17s for the same patient ID Re-attending between 3 & 9 months - Children	139	492	28.3%	49.0%	48.6%	58.8%
% of FP17s for the same patient ID Re-attending between 3 & 9 months - Adults	642	2,179	29.5%	38.7%	39.1%	51.0%
% of FP17s for Band 1 Urgent Courses	551	2,499	22.0%	10.2%	10.6%	9.0%
% of FP17s Relating to Free Repair or Replacements	23	2,499	0.9%	0.6%	0.5%	0.8%
% of FP17s Relating to Continuations	48	2,499	1.9%	0.9%	0.7%	0.9%
% of Patients satisfied with the dentistry they have received	0	0	N/A	91.8%	90.2%	93.2%
% of Patients satisfied with the time they had to wait for an appointment	0	0	N/A	87.2%	85.0%	88.3%

* This is based on patients treated on this contract for their most recent course of treatment. Figures in italics indicate the base number of FP17s or Patient Questionnaire responses are less than 100. N/A is shown where the base number of responses is less than 10 during the period. % is calculated as Quantity/Base number*100

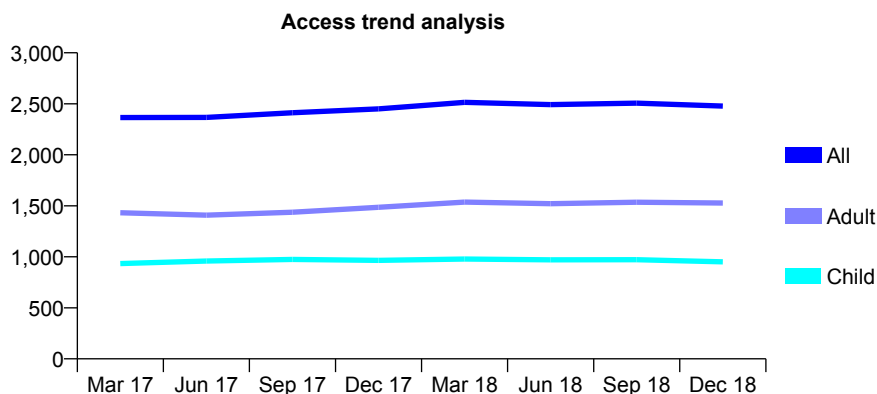
Q63 - Vital Signs At a Glance Contract Report for 731196/0001 - December 2018

Name or company name	MISS EA DIGHE
Contract type name	GDS Contract
Purpose of contract	General
Contract start date	01/04/2006
Contract end date	

18/19 Contracted general activity (UDA)	7,341
Carry forward general activity (UDA)	7
18/19 Contracted orthodontic activity (UOA)	0
Carry forward orthodontic activity (UOA)	0
Baseline contract value	£300,524.15

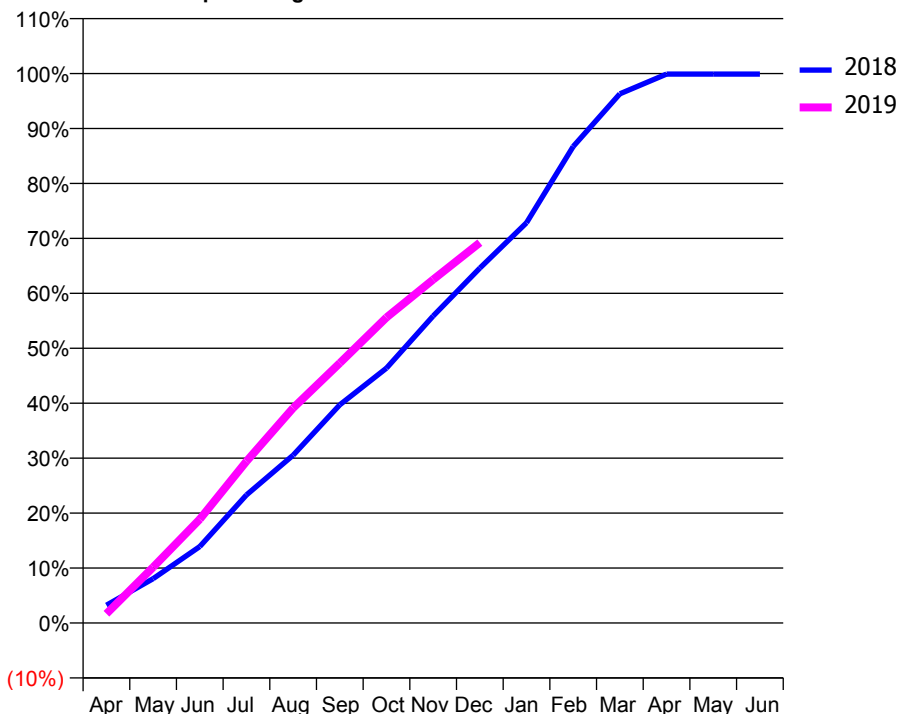
ACCESS*

Patients seen in 24 months	Total	Change since previous quarter
Quarter ending December 2017	2,450	
Quarter ending March 2018	2,514	↑
Quarter ending June 2018	2,492	→
Quarter ending September 2018	2,507	→
Quarter ending December 2018	2,478	↓
Variance since December 2017	1.1%	→



ACTIVITY

Cumulative percentage of contracted UDA delivered 2018 & 2019



Month	Adjusted Scheduled Activity (UDA)	
	2018	2019
April	238	123
May	592	745
June	1,022	1,386
July	1,711	2,159
August	2,241	2,873
September	2,916	3,472
October	3,405	4,082
November	4,102	4,588
December	4,742	5,082
January	5,348	
February	6,366	
March	7,070	
April	7,334	
May	7,334	
June	7,334	

QUALITY

	Quantity	Base Number	Contract	AT	Region	England
% of FP17s for the same patient ID Re-attending within 3 months - Children	56	914	6.1%	10.2%	11.8%	11.8%
% of FP17s for the same patient ID Re-attending within 3 months - Adults	187	1,334	14.0%	15.4%	16.7%	15.6%
% of FP17s for the same patient ID Re-attending between 3 & 9 months - Children	526	914	57.5%	49.0%	48.6%	58.8%
% of FP17s for the same patient ID Re-attending between 3 & 9 months - Adults	620	1,334	46.5%	38.7%	39.1%	51.0%
% of FP17s for Band 1 Urgent Courses	148	2,151	6.9%	10.2%	10.6%	9.0%
% of FP17s Relating to Free Repair or Replacements	0	2,151	0.0%	0.6%	0.5%	0.8%
% of FP17s Relating to Continuations	37	2,151	1.7%	0.9%	0.7%	0.9%
% of Patients satisfied with the dentistry they have received	0	0	N/A	91.8%	90.2%	93.2%
% of Patients satisfied with the time they had to wait for an appointment	0	0	N/A	87.2%	85.0%	88.3%

* This is based on patients treated on this contract for their most recent course of treatment. Figures in italics indicate the base number of FP17s or Patient Questionnaire responses are less than 100. N/A is shown where the base number of responses is less than 10 during the period. % is calculated as Quantity/Base number*100

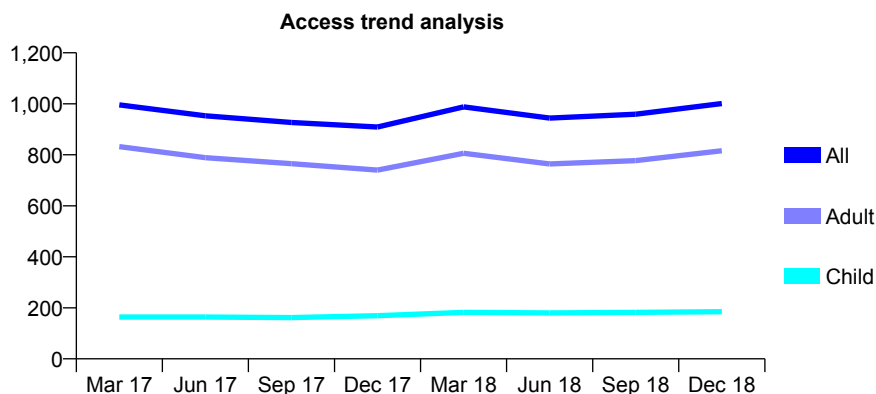
Q63 - Vital Signs At a Glance Contract Report for 732036/0001 - December 2018

Name or company name	MR YK HO
Contract type name	GDS Contract
Purpose of contract	General
Contract start date	01/04/2006
Contract end date	

18/19 Contracted general activity (UDA)	1,288
Carry forward general activity (UDA)	34
18/19 Contracted orthodontic activity (UOA)	0
Carry forward orthodontic activity (UOA)	0
Baseline contract value	£36,329.49

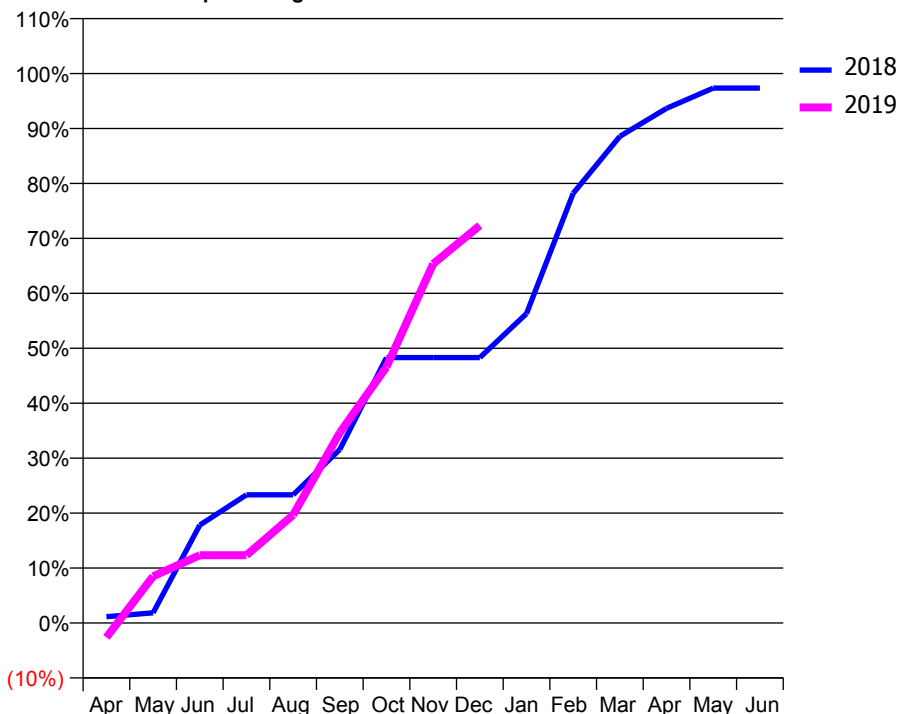
ACCESS*

Patients seen in 24 months	Total	Change since previous quarter
Quarter ending December 2017	909	
Quarter ending March 2018	988	↑
Quarter ending June 2018	944	↓
Quarter ending September 2018	959	→
Quarter ending December 2018	1,001	↑
Variance since December 2017	10.1%	↑



ACTIVITY

Cumulative percentage of contracted UDA delivered 2018 & 2019



Month	Adjusted Scheduled Activity (UDA)	
	2018	2019
April	15	-34
May	24	110
June	230	159
July	301	159
August	301	253
September	407	446
October	622	600
November	622	842
December	622	932
January	725	
February	1,007	
March	1,141	
April	1,206	
May	1,254	
June	1,254	

QUALITY

	Quantity	Base Number	Contract	AT	Region	England
% of FP17s for the same patient ID Re-attending within 3 months - Children	3	119	2.5%	10.2%	11.8%	11.8%
% of FP17s for the same patient ID Re-attending within 3 months - Adults	19	493	3.9%	15.4%	16.7%	15.6%
% of FP17s for the same patient ID Re-attending between 3 & 9 months - Children	15	119	12.6%	49.0%	48.6%	58.8%
% of FP17s for the same patient ID Re-attending between 3 & 9 months - Adults	57	493	11.6%	38.7%	39.1%	51.0%
% of FP17s for Band 1 Urgent Courses	33	555	5.9%	10.2%	10.6%	9.0%
% of FP17s Relating to Free Repair or Replacements	0	555	0.0%	0.6%	0.5%	0.8%
% of FP17s Relating to Continuations	0	555	0.0%	0.9%	0.7%	0.9%
% of Patients satisfied with the dentistry they have received	0	1	N/A	91.8%	90.2%	93.2%
% of Patients satisfied with the time they had to wait for an appointment	1	1	N/A	87.2%	85.0%	88.3%

* This is based on patients treated on this contract for their most recent course of treatment. Figures in italics indicate the base number of FP17s or Patient Questionnaire responses are less than 100. N/A is shown where the base number of responses is less than 10 during the period. % is calculated as Quantity/Base number*100

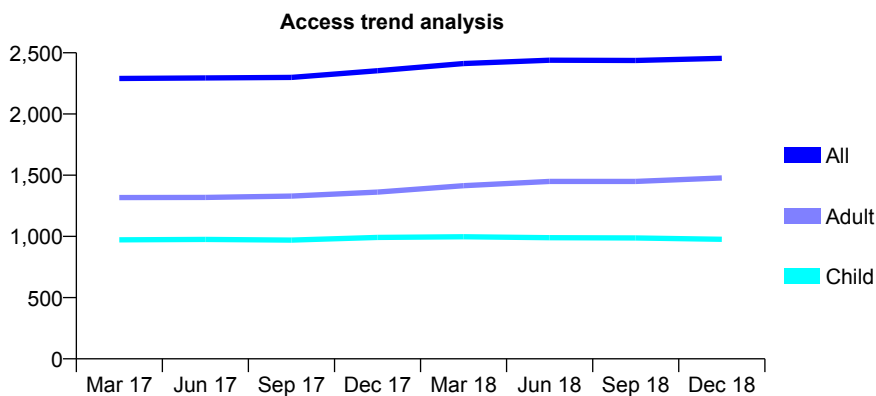
Q63 - Vital Signs At a Glance Contract Report for 735841/0001 - December 2018

Name or company name	Miss Yanika Amin
Contract type name	GDS Contract
Purpose of contract	General
Contract start date	01/04/2006
Contract end date	

18/19 Contracted general activity (UDA)	4,000
Carry forward general activity (UDA)	0
18/19 Contracted orthodontic activity (UOA)	0
Carry forward orthodontic activity (UOA)	0
Baseline contract value	£91,317.37

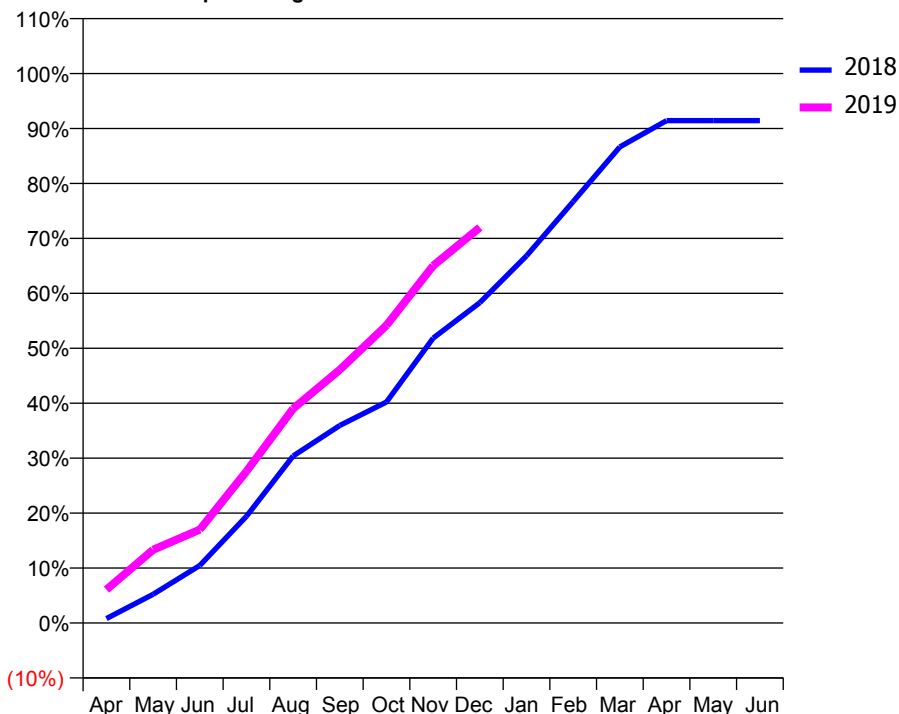
ACCESS*

Patients seen in 24 months	Total	Change since previous quarter
Quarter ending December 2017	2,354	
Quarter ending March 2018	2,412	↑
Quarter ending June 2018	2,439	→
Quarter ending September 2018	2,437	→
Quarter ending December 2018	2,455	→
Variance since December 2017	4.3%	↑



ACTIVITY

Cumulative percentage of contracted UDA delivered 2018 & 2019



Month	Adjusted Scheduled Activity (UDA)	
	2018	2019
April	33	243
May	209	533
June	419	680
July	777	1,105
August	1,216	1,561
September	1,438	1,843
October	1,609	2,167
November	2,074	2,601
December	2,332	2,880
January	2,673	
February	3,068	
March	3,466	
April	3,657	
May	3,657	
June	3,657	

QUALITY

	Quantity	Base Number	Contract	AT	Region	England
% of FP17s for the same patient ID Re-attending within 3 months - Children	118	1,344	8.8%	10.2%	11.8%	11.8%
% of FP17s for the same patient ID Re-attending within 3 months - Adults	165	1,567	10.5%	15.4%	16.7%	15.6%
% of FP17s for the same patient ID Re-attending between 3 & 9 months - Children	976	1,344	72.6%	49.0%	48.6%	58.8%
% of FP17s for the same patient ID Re-attending between 3 & 9 months - Adults	1,022	1,567	65.2%	38.7%	39.1%	51.0%
% of FP17s for Band 1 Urgent Courses	109	1,942	5.6%	10.2%	10.6%	9.0%
% of FP17s Relating to Free Repair or Replacements	4	1,942	0.2%	0.6%	0.5%	0.8%
% of FP17s Relating to Continuations	6	1,942	0.3%	0.9%	0.7%	0.9%
% of Patients satisfied with the dentistry they have received	1	1	N/A	91.8%	90.2%	93.2%
% of Patients satisfied with the time they had to wait for an appointment	1	1	N/A	87.2%	85.0%	88.3%

* This is based on patients treated on this contract for their most recent course of treatment. Figures in italics indicate the base number of FP17s or Patient Questionnaire responses are less than 100. N/A is shown where the base number of responses is less than 10 during the period. % is calculated as Quantity/Base number*100

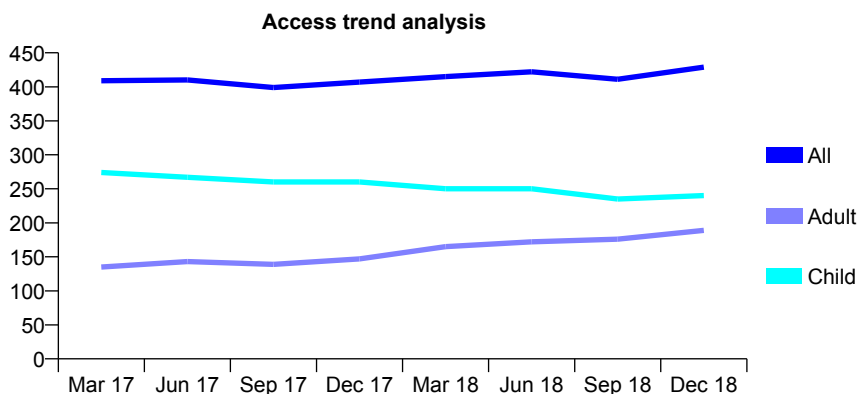
Q63 - Vital Signs At a Glance Contract Report for 736856/0001 - December 2018

Name or company name	MR JM METCALF
Contract type name	GDS Contract
Purpose of contract	General
Contract start date	01/04/2006
Contract end date	

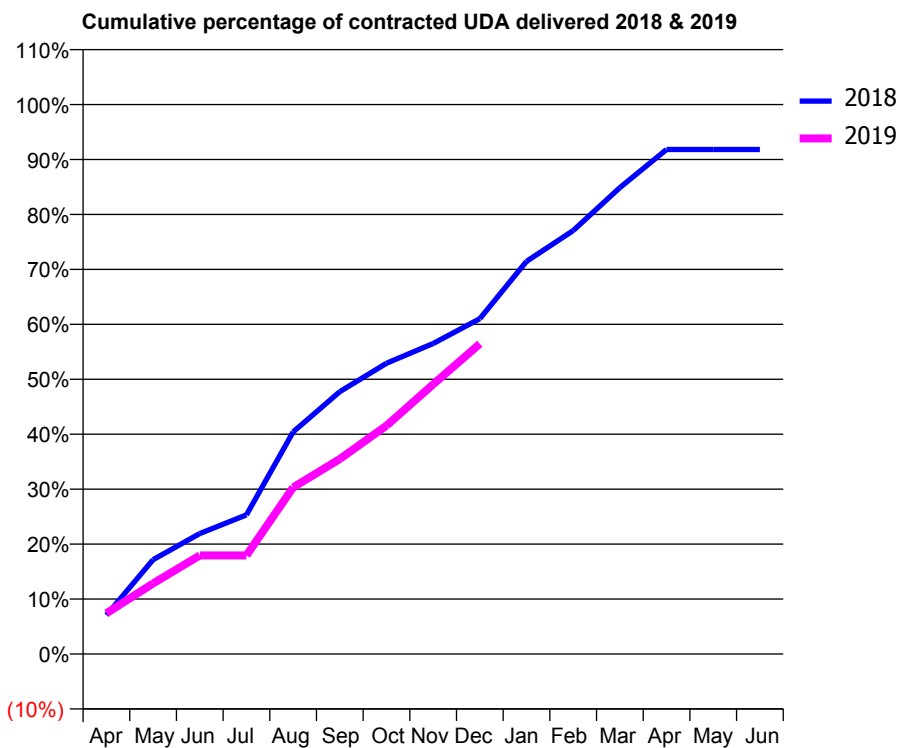
18/19 Contracted general activity (UDA)	1,200
Carry forward general activity (UDA)	0
18/19 Contracted orthodontic activity (UOA)	0
Carry forward orthodontic activity (UOA)	0
Baseline contract value	£33,701.47

ACCESS*

Patients seen in 24 months	Total	Change since previous quarter
Quarter ending December 2017	407	
Quarter ending March 2018	415	→
Quarter ending June 2018	422	→
Quarter ending September 2018	411	↓
Quarter ending December 2018	429	↑
Variance since December 2017	5.4%	↑



ACTIVITY



Adjusted Scheduled Activity (UDA)		
Month	2018	2019
April	85	89
May	206	154
June	263	215
July	304	215
August	485	364
September	573	426
October	635	499
November	678	589
December	732	677
January	857	
February	925	
March	1,019	
April	1,102	
May	1,102	
June	1,102	

QUALITY

	Quantity	Base Number	Contract	AT	Region	England
% of FP17s for the same patient ID Re-attending within 3 months - Children	3	178	1.7%	10.2%	11.8%	11.8%
% of FP17s for the same patient ID Re-attending within 3 months - Adults	7	106	6.6%	15.4%	16.7%	15.6%
% of FP17s for the same patient ID Re-attending between 3 & 9 months - Children	73	178	41.0%	49.0%	48.6%	58.8%
% of FP17s for the same patient ID Re-attending between 3 & 9 months - Adults	30	106	28.3%	38.7%	39.1%	51.0%
% of FP17s for Band 1 Urgent Courses	7	261	2.7%	10.2%	10.6%	9.0%
% of FP17s Relating to Free Repair or Replacements	0	261	0.0%	0.6%	0.5%	0.8%
% of FP17s Relating to Continuations	1	261	0.4%	0.9%	0.7%	0.9%
% of Patients satisfied with the dentistry they have received	0	0	N/A	91.8%	90.2%	93.2%
% of Patients satisfied with the time they had to wait for an appointment	0	0	N/A	87.2%	85.0%	88.3%

* This is based on patients treated on this contract for their most recent course of treatment. Figures in italics indicate the base number of FP17s or Patient Questionnaire responses are less than 100. N/A is shown where the base number of responses is less than 10 during the period. % is calculated as Quantity/Base number*100

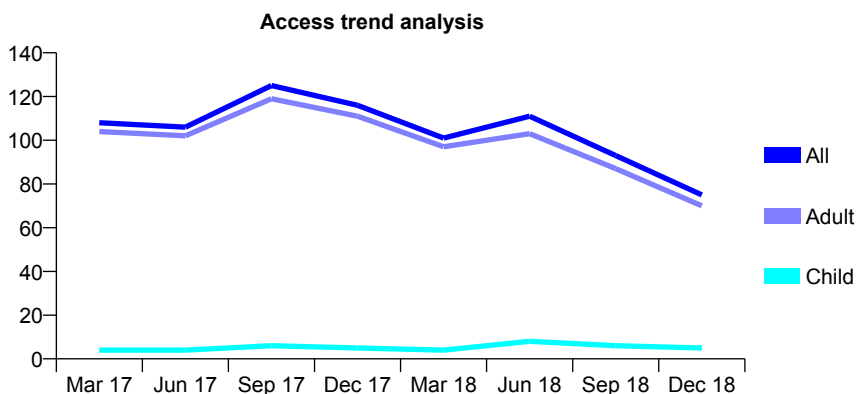
Q63 - Vital Signs At a Glance Contract Report for 739677/0004 - December 2018

Name or company name	MR LW MCARDLE
Contract type name	PDS Contract
Purpose of contract	General
Contract start date	01/06/2013
Contract end date	30/06/2018

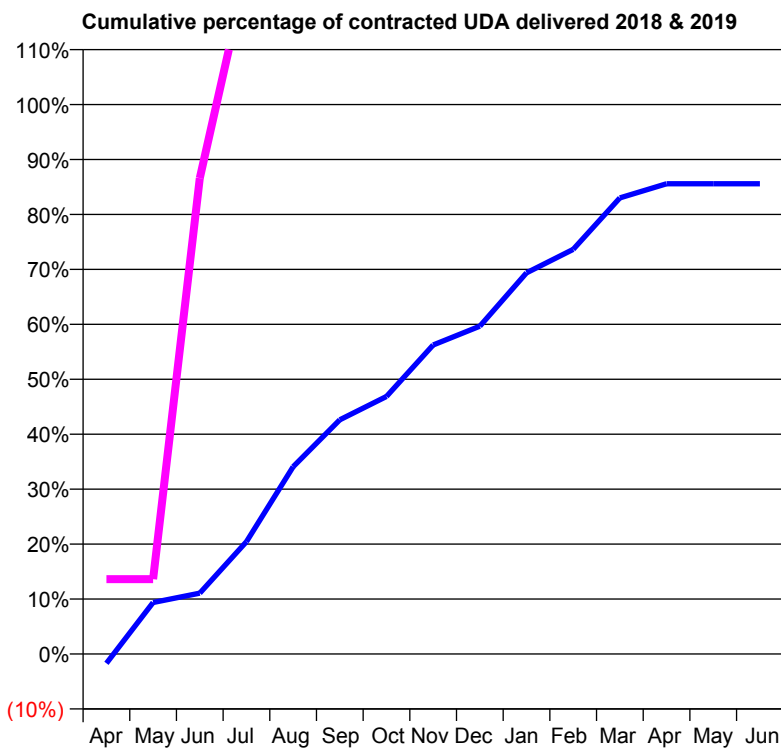
18/19 Contracted general activity (UDA)	88
Carry forward general activity (UDA)	0
18/19 Contracted orthodontic activity (UOA)	0
Carry forward orthodontic activity (UOA)	0
Baseline contract value	£4,866.90

ACCESS*

Patients seen in 24 months	Total	Change since previous quarter
Quarter ending December 2017	116	
Quarter ending March 2018	101	↓
Quarter ending June 2018	111	↑
Quarter ending September 2018	93	↓
Quarter ending December 2018	75	↓
Variance since December 2017	(35.3%)	↓



ACTIVITY



Month	Adjusted Scheduled Activity (UDA)	
	2018	2019
April	-6	12
May	33	12
June	39	76
July	72	109
August	120	109
September	150	109
October	165	109
November	198	109
December	210	109
January	244	
February	259	
March	292	
April	301	
May	301	
June	301	

QUALITY

	Quantity	Base Number	Contract	AT	Region	England
% of FP17s for the same patient ID Re-attending within 3 months - Children	0	6	0.0%	10.2%	11.8%	11.8%
% of FP17s for the same patient ID Re-attending within 3 months - Adults	0	34	0.0%	15.4%	16.7%	15.6%
% of FP17s for the same patient ID Re-attending between 3 & 9 months - Children	0	6	0.0%	49.0%	48.6%	58.8%
% of FP17s for the same patient ID Re-attending between 3 & 9 months - Adults	0	34	0.0%	38.7%	39.1%	51.0%
% of FP17s for Band 1 Urgent Courses	1	37	2.7%	10.2%	10.6%	9.0%
% of FP17s Relating to Free Repair or Replacements	0	37	0.0%	0.6%	0.5%	0.8%
% of FP17s Relating to Continuations	0	37	0.0%	0.9%	0.7%	0.9%
% of Patients satisfied with the dentistry they have received	0	0	N/A	91.8%	90.2%	93.2%
% of Patients satisfied with the time they had to wait for an appointment	0	0	N/A	87.2%	85.0%	88.3%

* This is based on patients treated on this contract for their most recent course of treatment. Figures in italics indicate the base number of FP17s or Patient Questionnaire responses are less than 100. N/A is shown where the base number of responses is less than 10 during the period. % is calculated as Quantity/Base number*100

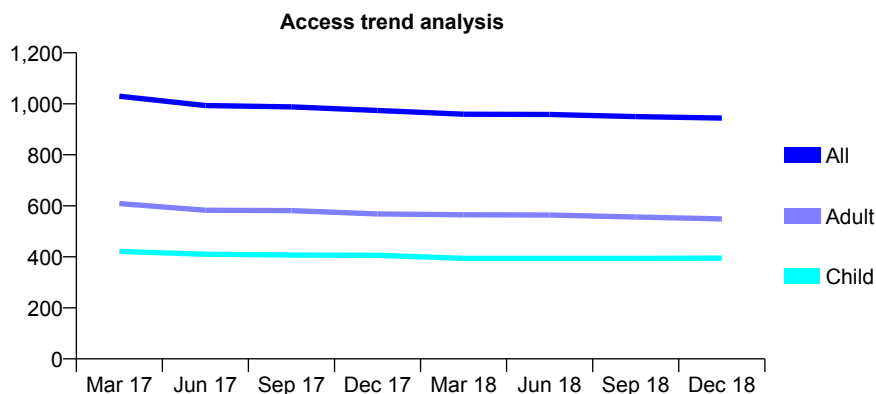
Q63 - Vital Signs At a Glance Contract Report for 739952/0001 - December 2018

Name or company name	MR JM CLARKE
Contract type name	GDS Contract
Purpose of contract	General
Contract start date	01/04/2006
Contract end date	

18/19 Contracted general activity (UDA)	3,136
Carry forward general activity (UDA)	0
18/19 Contracted orthodontic activity (UOA)	0
Carry forward orthodontic activity (UOA)	0
Baseline contract value	£84,876.51

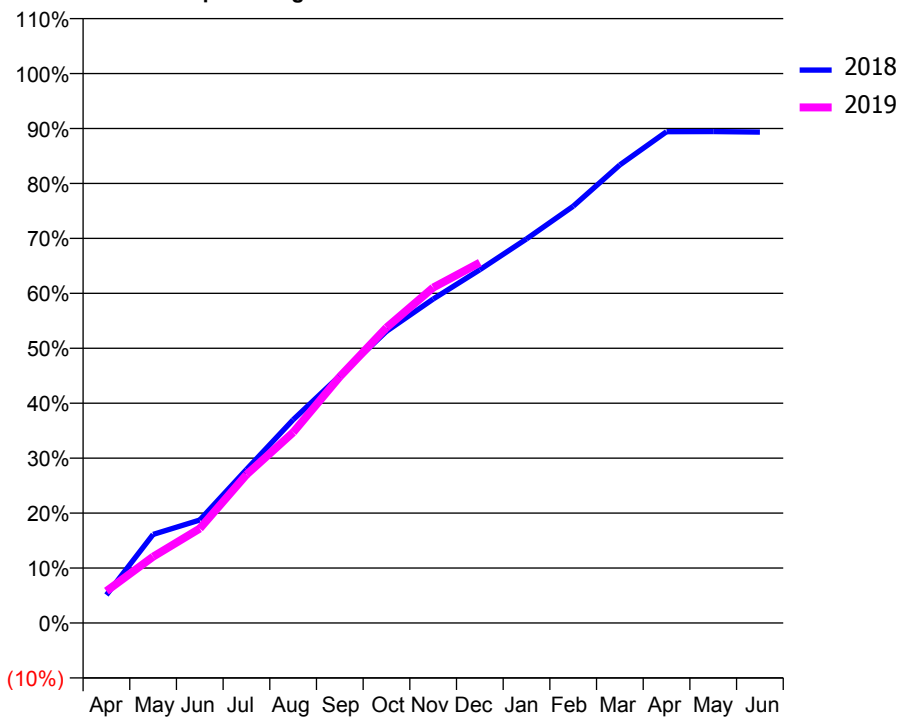
ACCESS*

Patients seen in 24 months	Total	Change since previous quarter
Quarter ending December 2017	974	
Quarter ending March 2018	959	↓
Quarter ending June 2018	958	→
Quarter ending September 2018	950	→
Quarter ending December 2018	944	→
Variance since December 2017	(3.1%)	↓



ACTIVITY

Cumulative percentage of contracted UDA delivered 2018 & 2019



Adjusted Scheduled Activity (UDA)		
Month	2018	2019
April	160	182
May	506	379
June	588	539
July	877	847
August	1,160	1,088
September	1,412	1,406
October	1,665	1,686
November	1,849	1,914
December	2,016	2,057
January	2,192	
February	2,378	
March	2,615	
April	2,804	
May	2,805	
June	2,802	

QUALITY

	Quantity	Base Number	Contract	AT	Region	England
% of FP17s for the same patient ID Re-attending within 3 months - Children	37	478	7.7%	10.2%	11.8%	11.8%
% of FP17s for the same patient ID Re-attending within 3 months - Adults	81	602	13.5%	15.4%	16.7%	15.6%
% of FP17s for the same patient ID Re-attending between 3 & 9 months - Children	303	478	63.4%	49.0%	48.6%	58.8%
% of FP17s for the same patient ID Re-attending between 3 & 9 months - Adults	344	602	57.1%	38.7%	39.1%	51.0%
% of FP17s for Band 1 Urgent Courses	40	994	4.0%	10.2%	10.6%	9.0%
% of FP17s Relating to Free Repair or Replacements	6	994	0.6%	0.6%	0.5%	0.8%
% of FP17s Relating to Continuations	3	994	0.3%	0.9%	0.7%	0.9%
% of Patients satisfied with the dentistry they have received	0	0	N/A	91.8%	90.2%	93.2%
% of Patients satisfied with the time they had to wait for an appointment	0	0	N/A	87.2%	85.0%	88.3%

* This is based on patients treated on this contract for their most recent course of treatment. Figures in italics indicate the base number of FP17s or Patient Questionnaire responses are less than 100. N/A is shown where the base number of responses is less than 10 during the period. % is calculated as Quantity/Base number*100

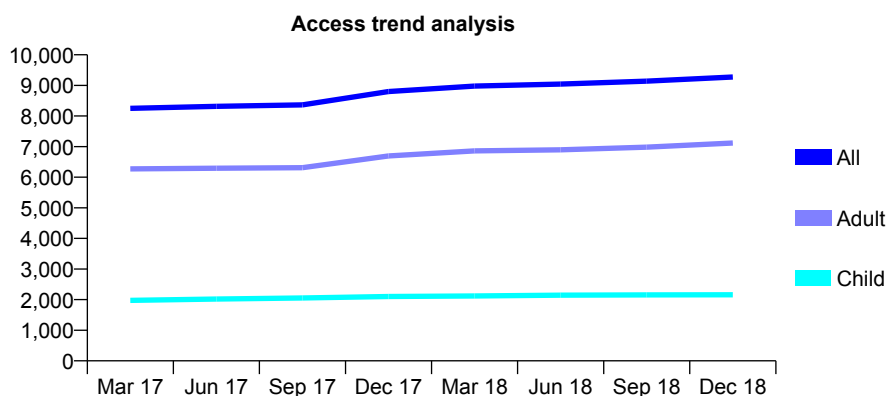
Q63 - Vital Signs At a Glance Contract Report for 740373/0001 - December 2018

Name or company name	MR J PATEL
Contract type name	Pilot Contract
Purpose of contract	General
Contract start date	01/04/2006
Contract end date	

18/19 Contracted general activity (UDA)	32,742
Carry forward general activity (UDA)	0
18/19 Contracted orthodontic activity (UOA)	0
Carry forward orthodontic activity (UOA)	0
Baseline contract value	£1,115,340.45

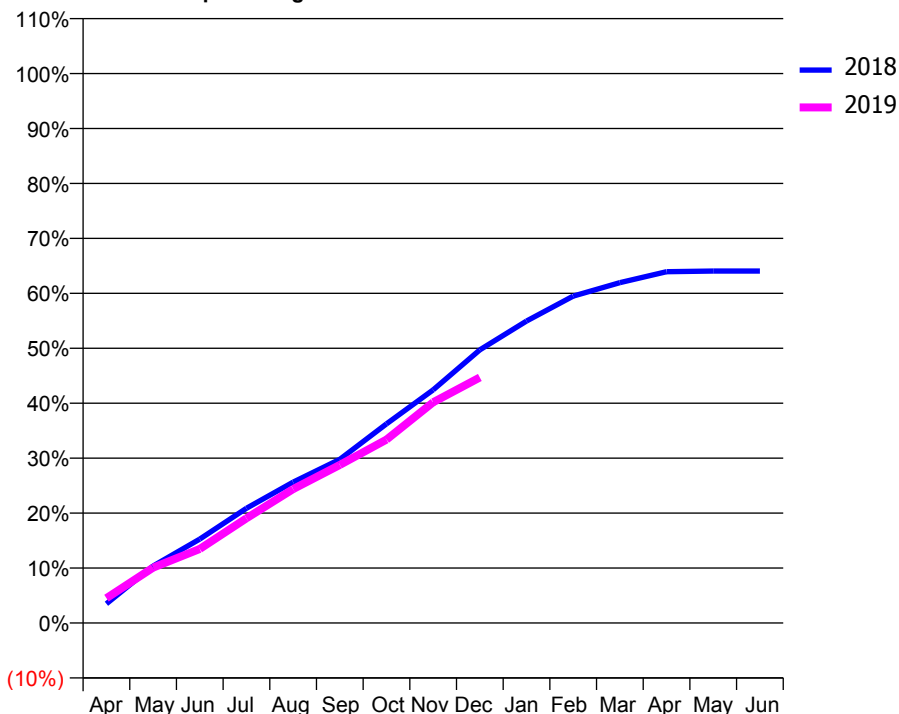
ACCESS*

Patients seen in 24 months	Total	Change since previous quarter
Quarter ending December 2017	8,798	
Quarter ending March 2018	8,980	↑
Quarter ending June 2018	9,045	→
Quarter ending September 2018	9,138	→
Quarter ending December 2018	9,274	→
Variance since December 2017	5.4%	↑



ACTIVITY

Cumulative percentage of contracted UDA delivered 2018 & 2019



Month	Adjusted Scheduled Activity (UDA)	
	2018	2019
April	1,151	1,483
May	3,396	3,300
June	5,005	4,415
July	6,838	6,243
August	8,398	7,980
September	9,753	9,416
October	11,866	10,927
November	13,893	13,155
December	16,280	14,631
January	17,991	
February	19,477	
March	20,282	
April	20,934	
May	20,976	
June	20,974	

QUALITY

	Quantity	Base Number	Contract	AT	Region	England
% of FP17s for the same patient ID Re-attending within 3 months - Children	90	1,652	5.4%	10.2%	11.8%	11.8%
% of FP17s for the same patient ID Re-attending within 3 months - Adults	490	4,757	10.3%	15.4%	16.7%	15.6%
% of FP17s for the same patient ID Re-attending between 3 & 9 months - Children	554	1,652	33.5%	49.0%	48.6%	58.8%
% of FP17s for the same patient ID Re-attending between 3 & 9 months - Adults	1,163	4,757	24.4%	38.7%	39.1%	51.0%
% of FP17s for Band 1 Urgent Courses	453	5,567	8.1%	10.2%	10.6%	9.0%
% of FP17s Relating to Free Repair or Replacements	8	5,567	0.1%	0.6%	0.5%	0.8%
% of FP17s Relating to Continuations	55	5,567	1.0%	0.9%	0.7%	0.9%
% of Patients satisfied with the dentistry they have received	1	1	N/A	91.8%	90.2%	93.2%
% of Patients satisfied with the time they had to wait for an appointment	1	1	N/A	87.2%	85.0%	88.3%

* This is based on patients treated on this contract for their most recent course of treatment. Figures in italics indicate the base number of FP17s or Patient Questionnaire responses are less than 100. N/A is shown where the base number of responses is less than 10 during the period. % is calculated as Quantity/Base number*100

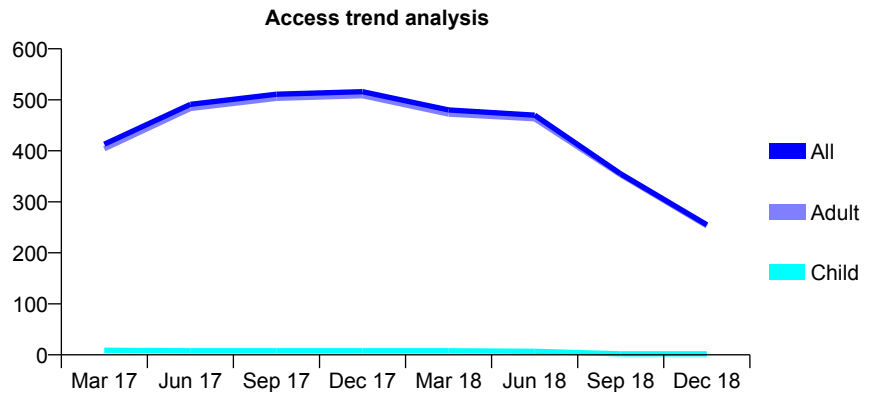
Q63 - Vital Signs At a Glance Contract Report for 740373/0002 - December 2018

Name or company name	MR J PATEL
Contract type name	PDS Contract
Purpose of contract	General
Contract start date	01/10/2007
Contract end date	30/06/2018

18/19 Contracted general activity (UDA)	424
Carry forward general activity (UDA)	0
18/19 Contracted orthodontic activity (UOA)	0
Carry forward orthodontic activity (UOA)	0
Baseline contract value	£20,073.12

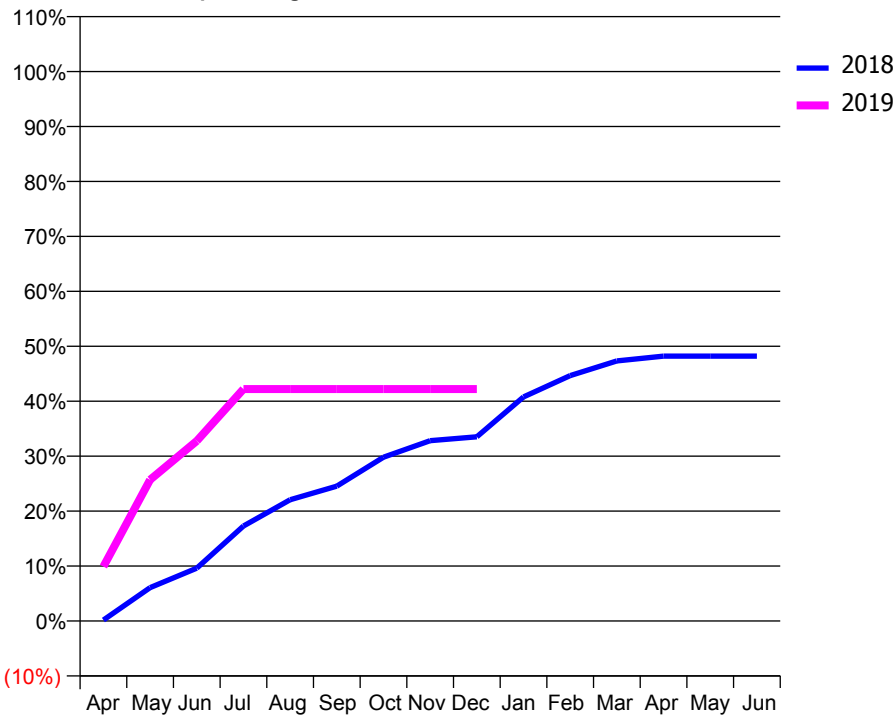
ACCESS*

Patients seen in 24 months	Total	Change since previous quarter
Quarter ending December 2017	516	
Quarter ending March 2018	480	↓
Quarter ending June 2018	470	↓
Quarter ending September 2018	355	↓
Quarter ending December 2018	255	↓
Variance since December 2017	(50.6%)	↓



ACTIVITY

Cumulative percentage of contracted UDA delivered 2018 & 2019



Month	Adjusted Scheduled Activity (UDA)	
	2018	2019
April	3	42
May	103	109
June	163	139
July	293	179
August	374	179
September	416	179
October	505	179
November	556	179
December	568	179
January	691	
February	757	
March	802	
April	817	
May	817	
June	817	

QUALITY

	Quantity	Base Number	Contract	AT	Region	England
% of FP17s for the same patient ID Re-attending within 3 months - Children	0	1	0.0%	10.2%	11.8%	11.8%
% of FP17s for the same patient ID Re-attending within 3 months - Adults	1	65	1.5%	15.4%	16.7%	15.6%
% of FP17s for the same patient ID Re-attending between 3 & 9 months - Children	0	1	0.0%	49.0%	48.6%	58.8%
% of FP17s for the same patient ID Re-attending between 3 & 9 months - Adults	1	65	1.5%	38.7%	39.1%	51.0%
% of FP17s for Band 1 Urgent Courses	0	61	0.0%	10.2%	10.6%	9.0%
% of FP17s Relating to Free Repair or Replacements	0	61	0.0%	0.6%	0.5%	0.8%
% of FP17s Relating to Continuations	0	61	0.0%	0.9%	0.7%	0.9%
% of Patients satisfied with the dentistry they have received	0	0	N/A	91.8%	90.2%	93.2%
% of Patients satisfied with the time they had to wait for an appointment	0	0	N/A	87.2%	85.0%	88.3%

* This is based on patients treated on this contract for their most recent course of treatment. Figures in italics indicate the base number of FP17s or Patient Questionnaire responses are less than 100. N/A is shown where the base number of responses is less than 10 during the period. % is calculated as Quantity/Base number*100

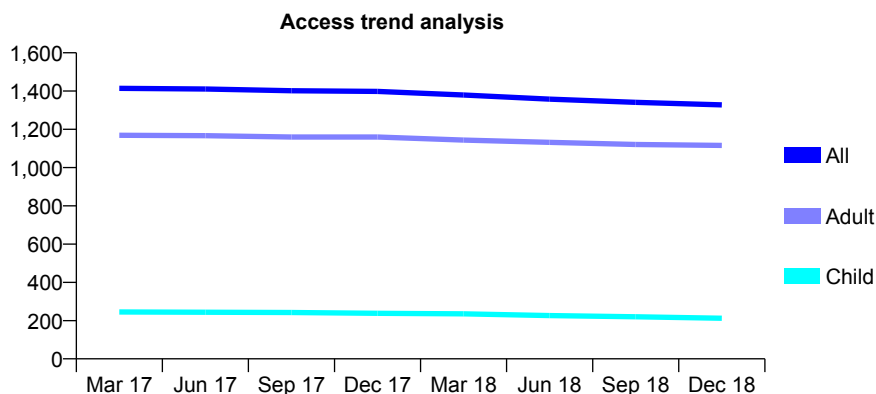
Q63 - Vital Signs At a Glance Contract Report for 740438/0001 - December 2018

Name or company name	MR K SINGH
Contract type name	GDS Contract
Purpose of contract	General
Contract start date	01/04/2006
Contract end date	

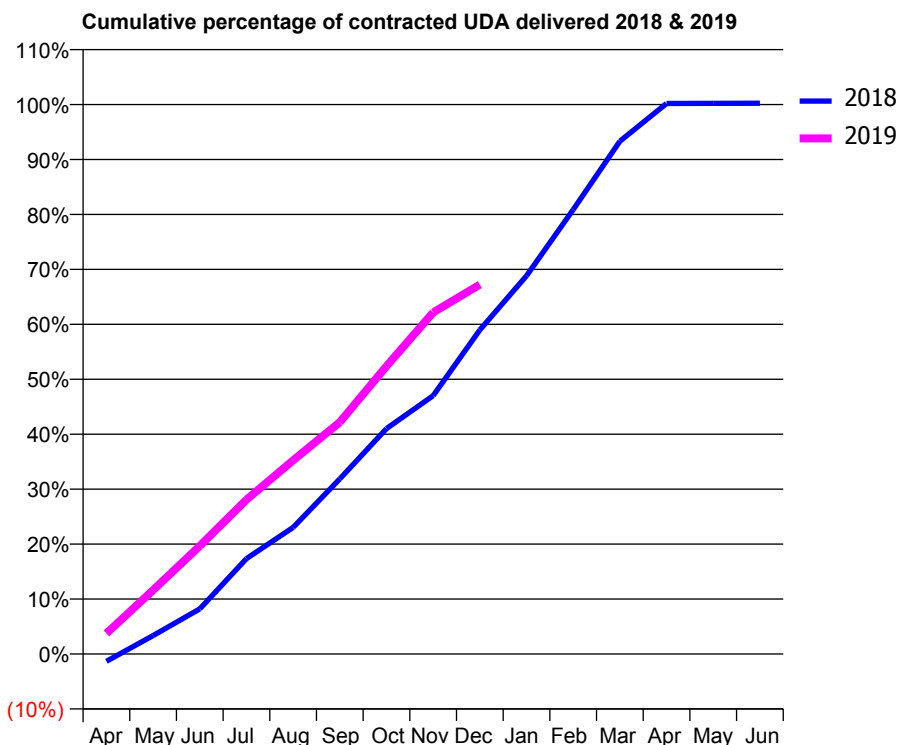
18/19 Contracted general activity (UDA)	7,307
Carry forward general activity (UDA)	-18
18/19 Contracted orthodontic activity (UOA)	0
Carry forward orthodontic activity (UOA)	0
Baseline contract value	£184,056.43

ACCESS*

Patients seen in 24 months	Total	Change since previous quarter
Quarter ending December 2017	1,398	
Quarter ending March 2018	1,379	↓
Quarter ending June 2018	1,358	↓
Quarter ending September 2018	1,341	↓
Quarter ending December 2018	1,328	→
Variance since December 2017	(5.0%)	↓



ACTIVITY



Month	Adjusted Scheduled Activity (UDA)	
	2018	2019
April	-98	273
May	246	850
June	600	1,437
July	1,269	2,052
August	1,683	2,576
September	2,330	3,082
October	2,998	3,827
November	3,435	4,542
December	4,309	4,912
January	5,029	
February	5,910	
March	6,820	
April	7,321	
May	7,322	
June	7,325	

QUALITY

	Quantity	Base Number	Contract	AT	Region	England
% of FP17s for the same patient ID Re-attending within 3 months - Children	21	280	7.5%	10.2%	11.8%	11.8%
% of FP17s for the same patient ID Re-attending within 3 months - Adults	226	1,352	16.7%	15.4%	16.7%	15.6%
% of FP17s for the same patient ID Re-attending between 3 & 9 months - Children	222	280	79.3%	49.0%	48.6%	58.8%
% of FP17s for the same patient ID Re-attending between 3 & 9 months - Adults	944	1,352	69.8%	38.7%	39.1%	51.0%
% of FP17s for Band 1 Urgent Courses	77	1,500	5.1%	10.2%	10.6%	9.0%
% of FP17s Relating to Free Repair or Replacements	45	1,500	3.0%	0.6%	0.5%	0.8%
% of FP17s Relating to Continuations	54	1,500	3.6%	0.9%	0.7%	0.9%
% of Patients satisfied with the dentistry they have received	0	0	N/A	91.8%	90.2%	93.2%
% of Patients satisfied with the time they had to wait for an appointment	0	0	N/A	87.2%	85.0%	88.3%

* This is based on patients treated on this contract for their most recent course of treatment. Figures in italics indicate the base number of FP17s or Patient Questionnaire responses are less than 100. N/A is shown where the base number of responses is less than 10 during the period. % is calculated as Quantity/Base number*100

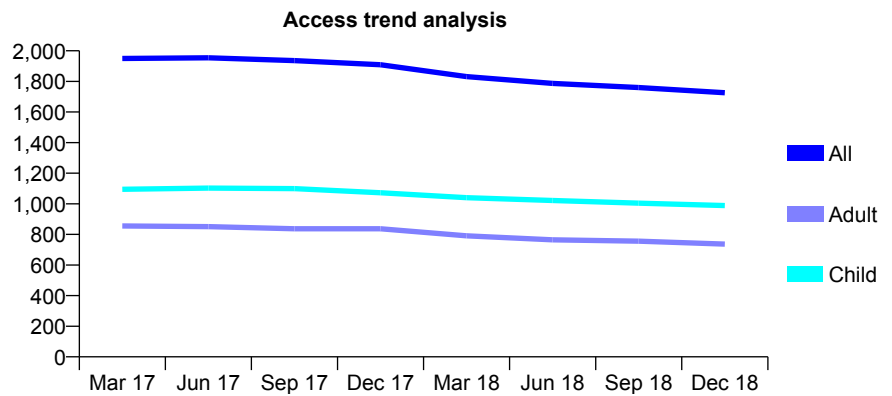
Q63 - Vital Signs At a Glance Contract Report for 741299/0002 - December 2018

Name or company name	MISS DH QUIGLEY
Contract type name	GDS Contract
Purpose of contract	General
Contract start date	01/04/2006
Contract end date	

18/19 Contracted general activity (UDA)	6,000
Carry forward general activity (UDA)	0
18/19 Contracted orthodontic activity (UOA)	0
Carry forward orthodontic activity (UOA)	0
Baseline contract value	£160,857.76

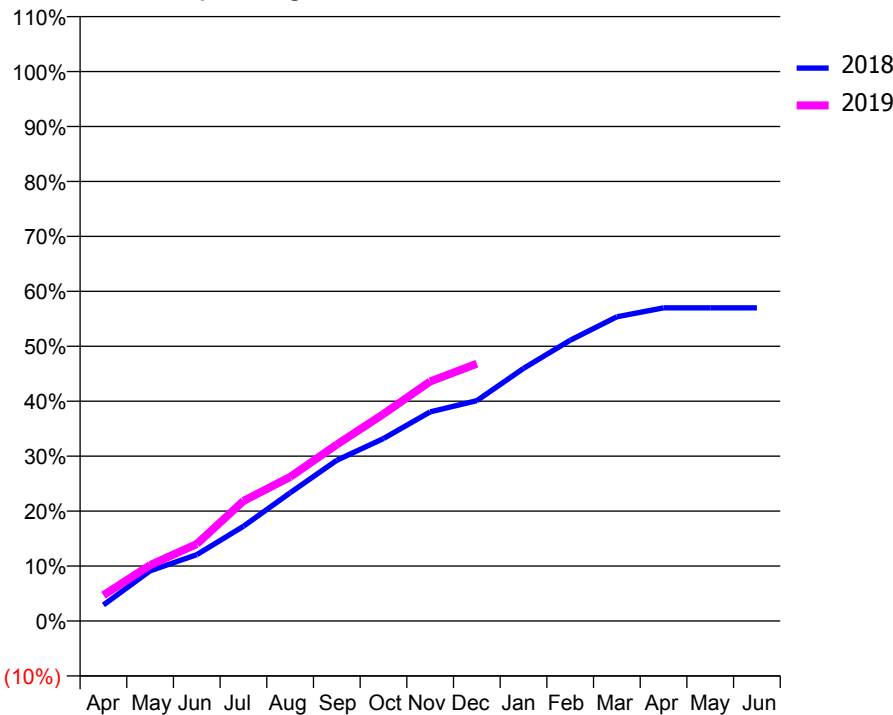
ACCESS*

Patients seen in 24 months	Total	Change since previous quarter
Quarter ending December 2017	1,909	
Quarter ending March 2018	1,831	↓
Quarter ending June 2018	1,787	↓
Quarter ending September 2018	1,760	↓
Quarter ending December 2018	1,726	↓
Variance since December 2017	(9.6%)	↓



ACTIVITY

Cumulative percentage of contracted UDA delivered 2018 & 2019



Month	Adjusted Scheduled Activity (UDA)	
	2018	2019
April	197	282
May	615	611
June	811	841
July	1,158	1,311
August	1,568	1,573
September	1,965	1,927
October	2,231	2,261
November	2,557	2,616
December	2,694	2,809
January	3,089	
February	3,433	
March	3,719	
April	3,829	
May	3,829	
June	3,829	

QUALITY

	Quantity	Base Number	Contract	AT	Region	England
% of FP17s for the same patient ID Re-attending within 3 months - Children	81	900	9.0%	10.2%	11.8%	11.8%
% of FP17s for the same patient ID Re-attending within 3 months - Adults	123	590	20.8%	15.4%	16.7%	15.6%
% of FP17s for the same patient ID Re-attending between 3 & 9 months - Children	420	900	46.7%	49.0%	48.6%	58.8%
% of FP17s for the same patient ID Re-attending between 3 & 9 months - Adults	193	590	32.7%	38.7%	39.1%	51.0%
% of FP17s for Band 1 Urgent Courses	231	1,426	16.2%	10.2%	10.6%	9.0%
% of FP17s Relating to Free Repair or Replacements	4	1,426	0.3%	0.6%	0.5%	0.8%
% of FP17s Relating to Continuations	4	1,426	0.3%	0.9%	0.7%	0.9%
% of Patients satisfied with the dentistry they have received	0	0	N/A	91.8%	90.2%	93.2%
% of Patients satisfied with the time they had to wait for an appointment	0	0	N/A	87.2%	85.0%	88.3%

* This is based on patients treated on this contract for their most recent course of treatment. Figures in italics indicate the base number of FP17s or Patient Questionnaire responses are less than 100. N/A is shown where the base number of responses is less than 10 during the period. % is calculated as Quantity/Base number*100

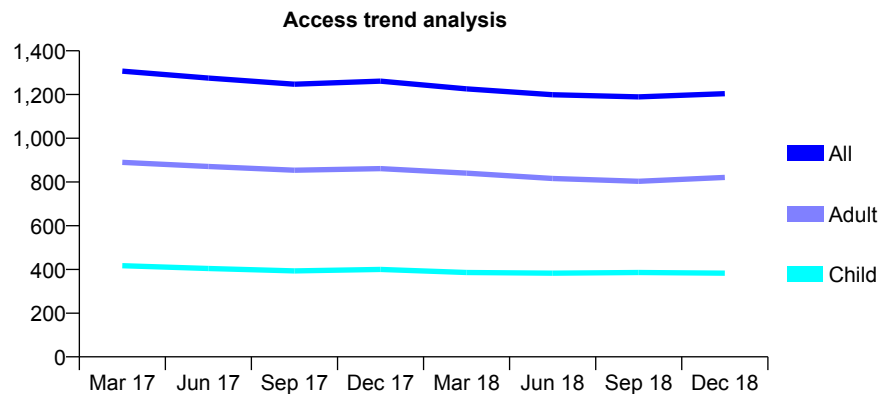
Q63 - Vital Signs At a Glance Contract Report for 742066/0001 - December 2018

Name or company name	MISS S GAJREE
Contract type name	GDS Contract
Purpose of contract	General
Contract start date	01/04/2006
Contract end date	

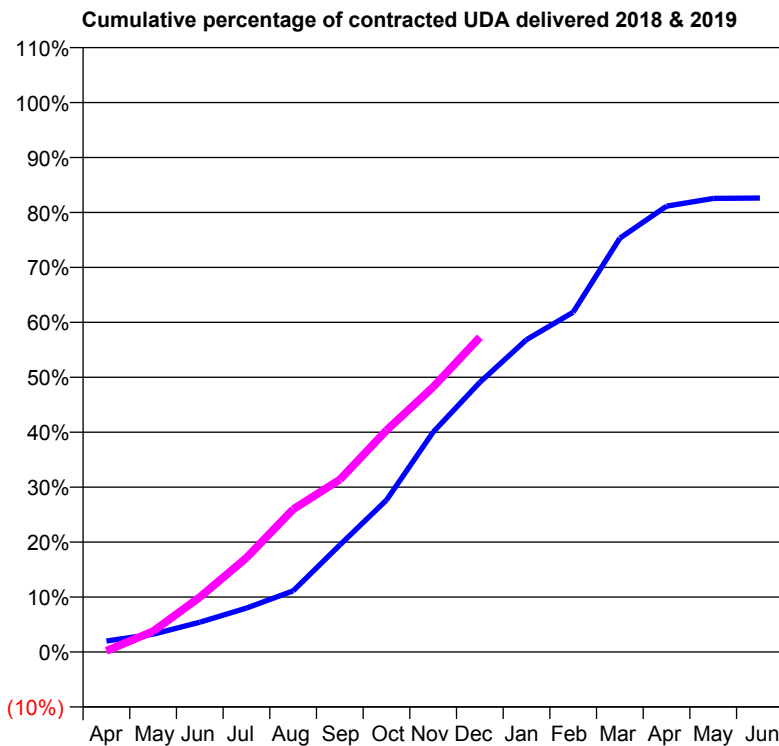
18/19 Contracted general activity (UDA)	4,621
Carry forward general activity (UDA)	0
18/19 Contracted orthodontic activity (UOA)	0
Carry forward orthodontic activity (UOA)	0
Baseline contract value	£136,624.02

ACCESS*

Patients seen in 24 months	Total	Change since previous quarter
Quarter ending December 2017	1,261	
Quarter ending March 2018	1,226	↓
Quarter ending June 2018	1,199	↓
Quarter ending September 2018	1,189	→
Quarter ending December 2018	1,204	→
Variance since December 2017	(4.5%)	↓



ACTIVITY



Month	Adjusted Scheduled Activity (UDA)	
	2018	2019
April	92	10
May	150	174
June	251	462
July	369	793
August	514	1,201
September	900	1,450
October	1,277	1,865
November	1,850	2,228
December	2,268	2,647
January	2,627	
February	2,858	
March	3,480	
April	3,749	
May	3,814	
June	3,817	

QUALITY

	Quantity	Base Number	Contract	AT	Region	England
% of FP17s for the same patient ID Re-attending within 3 months - Children	17	333	5.1%	10.2%	11.8%	11.8%
% of FP17s for the same patient ID Re-attending within 3 months - Adults	90	703	12.8%	15.4%	16.7%	15.6%
% of FP17s for the same patient ID Re-attending between 3 & 9 months - Children	145	333	43.5%	49.0%	48.6%	58.8%
% of FP17s for the same patient ID Re-attending between 3 & 9 months - Adults	324	703	46.1%	38.7%	39.1%	51.0%
% of FP17s for Band 1 Urgent Courses	118	956	12.3%	10.2%	10.6%	9.0%
% of FP17s Relating to Free Repair or Replacements	1	956	0.1%	0.6%	0.5%	0.8%
% of FP17s Relating to Continuations	3	956	0.3%	0.9%	0.7%	0.9%
% of Patients satisfied with the dentistry they have received	0	0	N/A	91.8%	90.2%	93.2%
% of Patients satisfied with the time they had to wait for an appointment	0	0	N/A	87.2%	85.0%	88.3%

* This is based on patients treated on this contract for their most recent course of treatment. Figures in italics indicate the base number of FP17s or Patient Questionnaire responses are less than 100. N/A is shown where the base number of responses is less than 10 during the period. % is calculated as Quantity/Base number*100

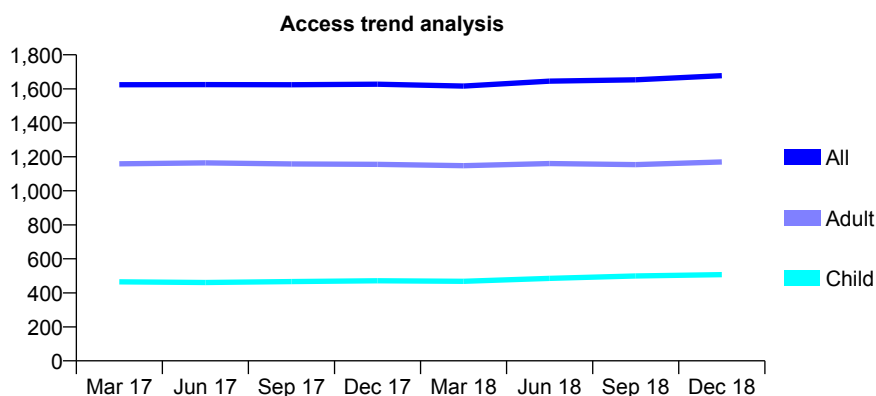
Q63 - Vital Signs At a Glance Contract Report for 745022/0001 - December 2018

Name or company name	MR NH DOUGLAS
Contract type name	GDS Contract
Purpose of contract	General
Contract start date	01/04/2006
Contract end date	

18/19 Contracted general activity (UDA)	5,200
Carry forward general activity (UDA)	10
18/19 Contracted orthodontic activity (UOA)	0
Carry forward orthodontic activity (UOA)	0
Baseline contract value	£124,298.55

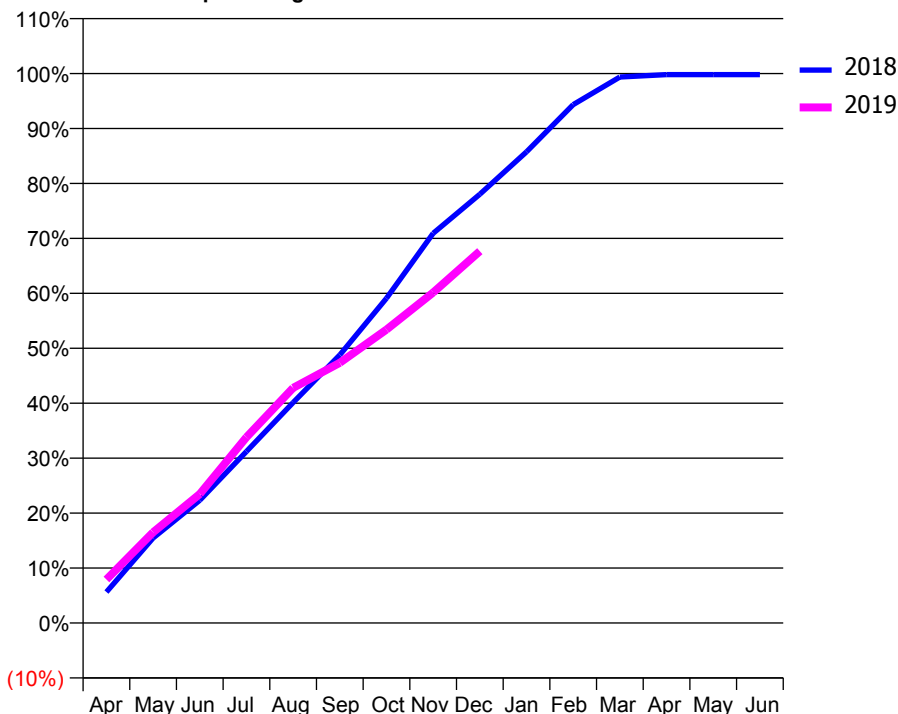
ACCESS*

Patients seen in 24 months	Total	Change since previous quarter
Quarter ending December 2017	1,627	
Quarter ending March 2018	1,616	→
Quarter ending June 2018	1,645	→
Quarter ending September 2018	1,653	→
Quarter ending December 2018	1,677	→
Variance since December 2017	3.1%	↑



ACTIVITY

Cumulative percentage of contracted UDA delivered 2018 & 2019



Month	Adjusted Scheduled Activity (UDA)	
	2018	2019
April	293	412
May	804	858
June	1,161	1,221
July	1,623	1,759
August	2,087	2,225
September	2,537	2,462
October	3,074	2,777
November	3,688	3,128
December	4,058	3,518
January	4,459	
February	4,906	
March	5,166	
April	5,190	
May	5,190	
June	5,190	

QUALITY

	Quantity	Base Number	Contract	AT	Region	England
% of FP17s for the same patient ID Re-attending within 3 months - Children	43	540	8.0%	10.2%	11.8%	11.8%
% of FP17s for the same patient ID Re-attending within 3 months - Adults	231	1,123	20.6%	15.4%	16.7%	15.6%
% of FP17s for the same patient ID Re-attending between 3 & 9 months - Children	264	540	48.9%	49.0%	48.6%	58.8%
% of FP17s for the same patient ID Re-attending between 3 & 9 months - Adults	562	1,123	50.0%	38.7%	39.1%	51.0%
% of FP17s for Band 1 Urgent Courses	152	1,644	9.2%	10.2%	10.6%	9.0%
% of FP17s Relating to Free Repair or Replacements	13	1,644	0.8%	0.6%	0.5%	0.8%
% of FP17s Relating to Continuations	57	1,644	3.5%	0.9%	0.7%	0.9%
% of Patients satisfied with the dentistry they have received	2	2	N/A	91.8%	90.2%	93.2%
% of Patients satisfied with the time they had to wait for an appointment	2	2	N/A	87.2%	85.0%	88.3%

* This is based on patients treated on this contract for their most recent course of treatment. Figures in italics indicate the base number of FP17s or Patient Questionnaire responses are less than 100. N/A is shown where the base number of responses is less than 10 during the period. % is calculated as Quantity/Base number*100

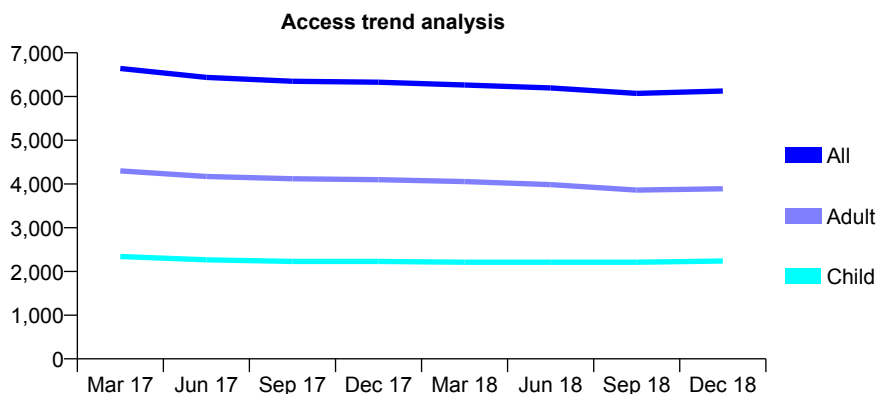
Q63 - Vital Signs At a Glance Contract Report for 746584/0001 - December 2018

Name or company name	MR N KARIA
Contract type name	GDS Contract
Purpose of contract	General
Contract start date	01/04/2006
Contract end date	

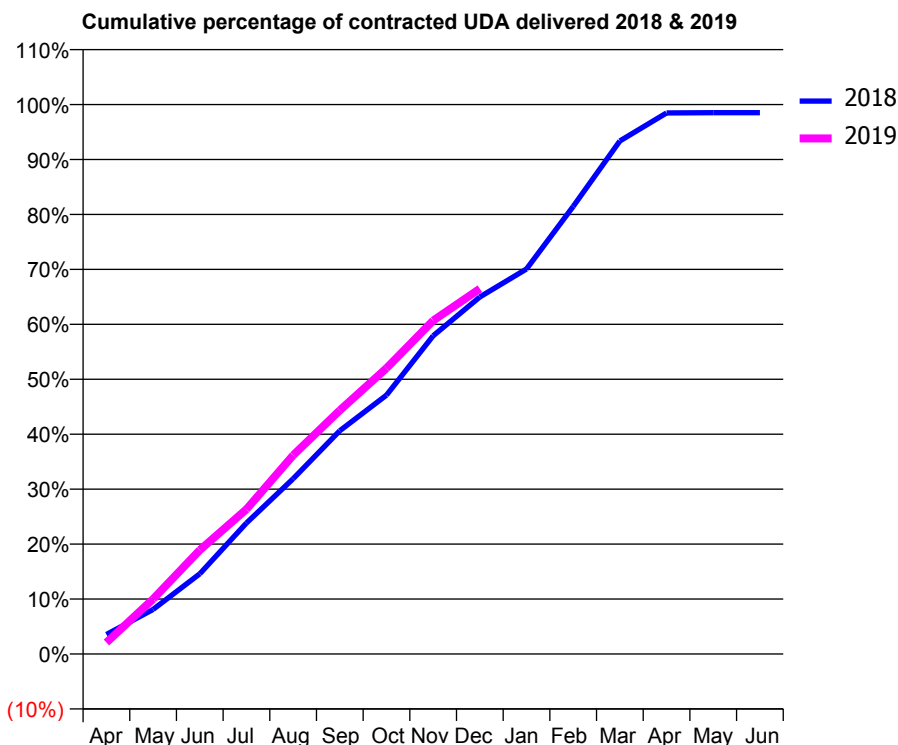
18/19 Contracted general activity (UDA)	16,350
Carry forward general activity (UDA)	242
18/19 Contracted orthodontic activity (UOA)	0
Carry forward orthodontic activity (UOA)	0
Baseline contract value	£480,971.50

ACCESS*

Patients seen in 24 months	Total	Change since previous quarter
Quarter ending December 2017	6,328	
Quarter ending March 2018	6,264	↓
Quarter ending June 2018	6,195	↓
Quarter ending September 2018	6,071	↓
Quarter ending December 2018	6,127	→
Variance since December 2017	(3.2%)	↓



ACTIVITY



Month	Adjusted Scheduled Activity (UDA)	
	2018	2019
April	583	343
May	1,326	1,639
June	2,385	3,094
July	3,899	4,308
August	5,217	5,915
September	6,644	7,250
October	7,703	8,504
November	9,468	9,920
December	10,622	10,867
January	11,458	
February	13,317	
March	15,266	
April	16,099	
May	16,108	
June	16,108	

QUALITY

	Quantity	Base Number	Contract	AT	Region	England
% of FP17s for the same patient ID Re-attending within 3 months - Children	143	1,828	7.8%	10.2%	11.8%	11.8%
% of FP17s for the same patient ID Re-attending within 3 months - Adults	538	3,104	17.3%	15.4%	16.7%	15.6%
% of FP17s for the same patient ID Re-attending between 3 & 9 months - Children	662	1,828	36.2%	49.0%	48.6%	58.8%
% of FP17s for the same patient ID Re-attending between 3 & 9 months - Adults	1,109	3,104	35.7%	38.7%	39.1%	51.0%
% of FP17s for Band 1 Urgent Courses	454	4,195	10.8%	10.2%	10.6%	9.0%
% of FP17s Relating to Free Repair or Replacements	17	4,195	0.4%	0.6%	0.5%	0.8%
% of FP17s Relating to Continuations	46	4,195	1.1%	0.9%	0.7%	0.9%
% of Patients satisfied with the dentistry they have received	3	4	N/A	91.8%	90.2%	93.2%
% of Patients satisfied with the time they had to wait for an appointment	3	4	N/A	87.2%	85.0%	88.3%

* This is based on patients treated on this contract for their most recent course of treatment. Figures in italics indicate the base number of FP17s or Patient Questionnaire responses are less than 100. N/A is shown where the base number of responses is less than 10 during the period. % is calculated as Quantity/Base number*100

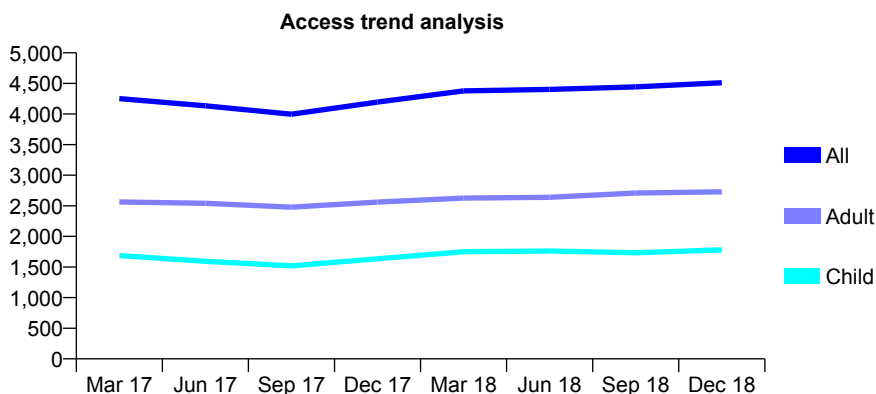
Q63 - Vital Signs At a Glance Contract Report for 746584/0004 - December 2018

Name or company name	MR N KARIA
Contract type name	GDS Contract
Purpose of contract	General
Contract start date	01/04/2006
Contract end date	

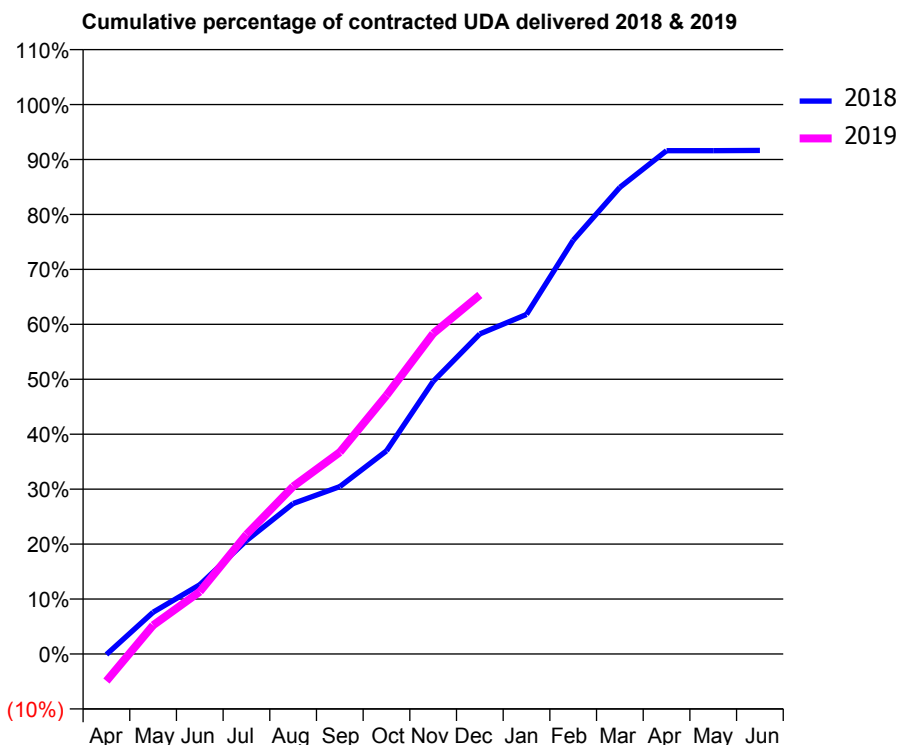
18/19 Contracted general activity (UDA)	11,787
Carry forward general activity (UDA)	985
18/19 Contracted orthodontic activity (UOA)	0
Carry forward orthodontic activity (UOA)	0
Baseline contract value	£310,921.85

ACCESS*

Patients seen in 24 months	Total	Change since previous quarter
Quarter ending December 2017	4,195	
Quarter ending March 2018	4,377	↑
Quarter ending June 2018	4,401	→
Quarter ending September 2018	4,443	→
Quarter ending December 2018	4,510	→
Variance since December 2017	7.5%	↑



ACTIVITY



Month	Adjusted Scheduled Activity (UDA)	
	2018	2019
April	-12	-583
May	898	617
June	1,487	1,338
July	2,432	2,564
August	3,227	3,595
September	3,590	4,330
October	4,357	5,548
November	5,847	6,874
December	6,867	7,700
January	7,285	
February	8,874	
March	10,009	
April	10,797	
May	10,797	
June	10,802	

QUALITY

	Quantity	Base Number	Contract	AT	Region	England
% of FP17s for the same patient ID Re-attending within 3 months - Children	94	1,648	5.7%	10.2%	11.8%	11.8%
% of FP17s for the same patient ID Re-attending within 3 months - Adults	505	2,936	17.2%	15.4%	16.7%	15.6%
% of FP17s for the same patient ID Re-attending between 3 & 9 months - Children	863	1,648	52.4%	49.0%	48.6%	58.8%
% of FP17s for the same patient ID Re-attending between 3 & 9 months - Adults	1,445	2,936	49.2%	38.7%	39.1%	51.0%
% of FP17s for Band 1 Urgent Courses	506	4,275	11.8%	10.2%	10.6%	9.0%
% of FP17s Relating to Free Repair or Replacements	2	4,275	0.0%	0.6%	0.5%	0.8%
% of FP17s Relating to Continuations	49	4,275	1.1%	0.9%	0.7%	0.9%
% of Patients satisfied with the dentistry they have received	1	1	N/A	91.8%	90.2%	93.2%
% of Patients satisfied with the time they had to wait for an appointment	1	1	N/A	87.2%	85.0%	88.3%

* This is based on patients treated on this contract for their most recent course of treatment. Figures in italics indicate the base number of FP17s or Patient Questionnaire responses are less than 100. N/A is shown where the base number of responses is less than 10 during the period. % is calculated as Quantity/Base number*100

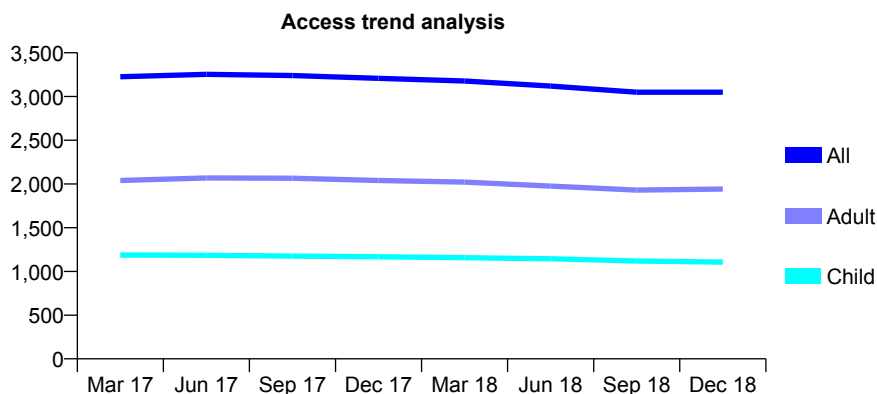
Q63 - Vital Signs At a Glance Contract Report for 748587/0001 - December 2018

Name or company name	MISS KD MCLAREN
Contract type name	GDS Contract
Purpose of contract	General
Contract start date	01/04/2006
Contract end date	

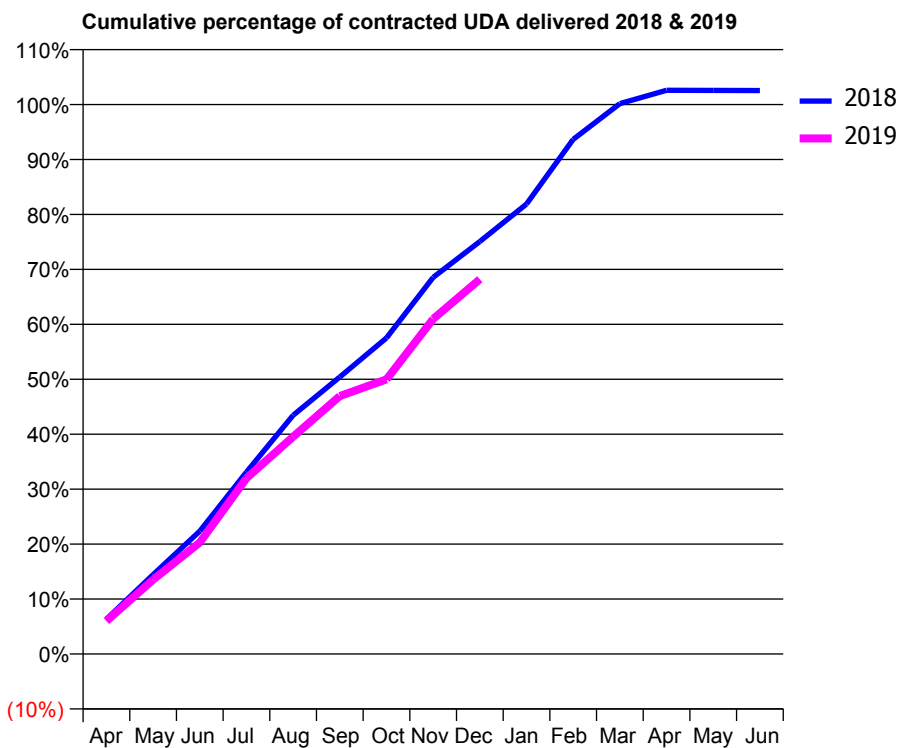
18/19 Contracted general activity (UDA)	5,992
Carry forward general activity (UDA)	-120
18/19 Contracted orthodontic activity (UOA)	0
Carry forward orthodontic activity (UOA)	0
Baseline contract value	£139,933.79

ACCESS*

Patients seen in 24 months	Total	Change since previous quarter
Quarter ending December 2017	3,208	
Quarter ending March 2018	3,177	→
Quarter ending June 2018	3,120	↓
Quarter ending September 2018	3,049	↓
Quarter ending December 2018	3,049	→
Variance since December 2017	(5.0%)	↓



ACTIVITY



Month	Adjusted Scheduled Activity (UDA)	
	2018	2019
April	380	359
May	866	811
June	1,340	1,217
July	1,984	1,918
August	2,603	2,369
September	3,020	2,812
October	3,447	2,994
November	4,107	3,654
December	4,499	4,087
January	4,907	
February	5,612	
March	6,002	
April	6,147	
May	6,146	
June	6,145	

QUALITY

	Quantity	Base Number	Contract	AT	Region	England
% of FP17s for the same patient ID Re-attending within 3 months - Children	35	1,103	3.2%	10.2%	11.8%	11.8%
% of FP17s for the same patient ID Re-attending within 3 months - Adults	97	1,345	7.2%	15.4%	16.7%	15.6%
% of FP17s for the same patient ID Re-attending between 3 & 9 months - Children	668	1,103	60.6%	49.0%	48.6%	58.8%
% of FP17s for the same patient ID Re-attending between 3 & 9 months - Adults	469	1,345	34.9%	38.7%	39.1%	51.0%
% of FP17s for Band 1 Urgent Courses	130	2,360	5.5%	10.2%	10.6%	9.0%
% of FP17s Relating to Free Repair or Replacements	6	2,360	0.3%	0.6%	0.5%	0.8%
% of FP17s Relating to Continuations	3	2,360	0.1%	0.9%	0.7%	0.9%
% of Patients satisfied with the dentistry they have received	0	0	N/A	91.8%	90.2%	93.2%
% of Patients satisfied with the time they had to wait for an appointment	0	0	N/A	87.2%	85.0%	88.3%

* This is based on patients treated on this contract for their most recent course of treatment. Figures in italics indicate the base number of FP17s or Patient Questionnaire responses are less than 100. N/A is shown where the base number of responses is less than 10 during the period. % is calculated as Quantity/Base number*100

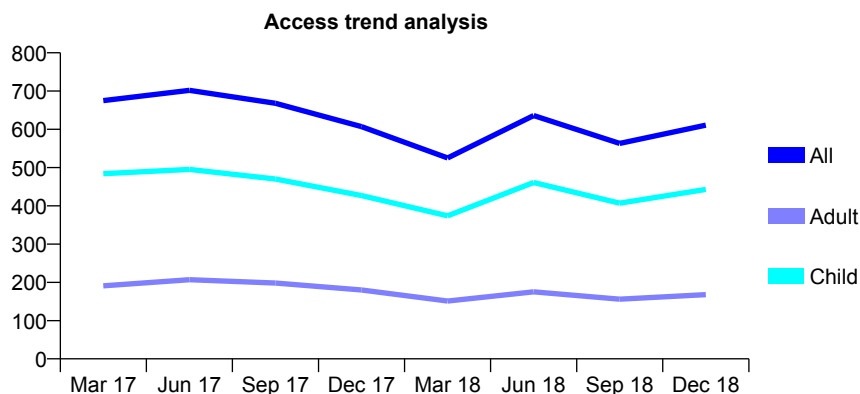
Q63 - Vital Signs At a Glance Contract Report for 750263/0001 - December 2018

Name or company name	MISS B THURAISUNDARAM
Contract type name	GDS Contract
Purpose of contract	General
Contract start date	01/04/2006
Contract end date	

18/19 Contracted general activity (UDA)	2,000
Carry forward general activity (UDA)	0
18/19 Contracted orthodontic activity (UOA)	0
Carry forward orthodontic activity (UOA)	0
Baseline contract value	£52,941.12

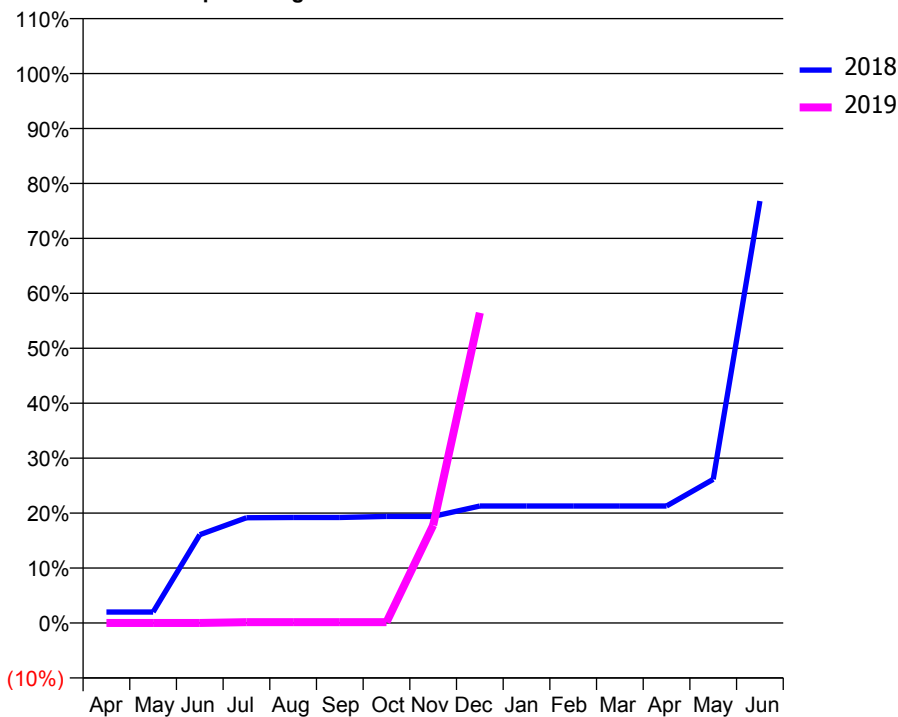
ACCESS*

Patients seen in 24 months	Total	Change since previous quarter
Quarter ending December 2017	607	
Quarter ending March 2018	525	↓
Quarter ending June 2018	636	↑
Quarter ending September 2018	563	↓
Quarter ending December 2018	611	↑
Variance since December 2017	0.7%	→



ACTIVITY

Cumulative percentage of contracted UDA delivered 2018 & 2019



Month	Adjusted Scheduled Activity (UDA)	
	2018	2019
April	40	0
May	40	0
June	321	0
July	383	3
August	384	3
September	384	3
October	388	3
November	388	356
December	426	1,129
January	426	
February	426	
March	426	
April	426	
May	523	
June	1,536	

QUALITY

	Quantity	Base Number	Contract	AT	Region	England
% of FP17s for the same patient ID Re-attending within 3 months - Children	29	514	5.6%	10.2%	11.8%	11.8%
% of FP17s for the same patient ID Re-attending within 3 months - Adults	22	173	12.7%	15.4%	16.7%	15.6%
% of FP17s for the same patient ID Re-attending between 3 & 9 months - Children	140	514	27.2%	49.0%	48.6%	58.8%
% of FP17s for the same patient ID Re-attending between 3 & 9 months - Adults	39	173	22.5%	38.7%	39.1%	51.0%
% of FP17s for Band 1 Urgent Courses	26	336	7.7%	10.2%	10.6%	9.0%
% of FP17s Relating to Free Repair or Replacements	5	336	1.5%	0.6%	0.5%	0.8%
% of FP17s Relating to Continuations	3	336	0.9%	0.9%	0.7%	0.9%
% of Patients satisfied with the dentistry they have received	1	1	N/A	91.8%	90.2%	93.2%
% of Patients satisfied with the time they had to wait for an appointment	1	1	N/A	87.2%	85.0%	88.3%

* This is based on patients treated on this contract for their most recent course of treatment. Figures in italics indicate the base number of FP17s or Patient Questionnaire responses are less than 100. N/A is shown where the base number of responses is less than 10 during the period. % is calculated as Quantity/Base number*100

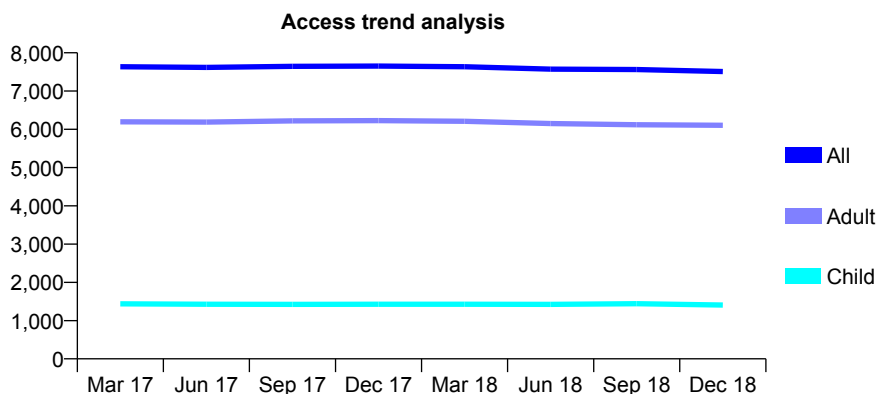
Q63 - Vital Signs At a Glance Contract Report for 752304/0002 - December 2018

Name or company name	MR MS DARR
Contract type name	GDS Contract
Purpose of contract	General
Contract start date	01/01/2007
Contract end date	

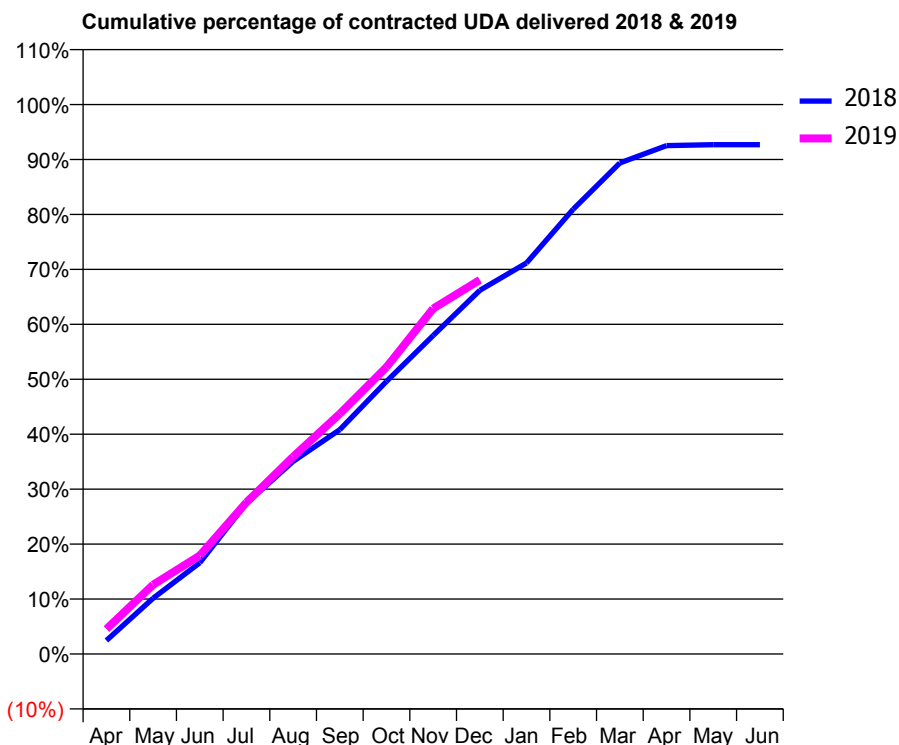
18/19 Contracted general activity (UDA)	21,659
Carry forward general activity (UDA)	0
18/19 Contracted orthodontic activity (UOA)	0
Carry forward orthodontic activity (UOA)	0
Baseline contract value	£573,559.80

ACCESS*

Patients seen in 24 months	Total	Change since previous quarter
Quarter ending December 2017	7,652	
Quarter ending March 2018	7,637	→
Quarter ending June 2018	7,574	→
Quarter ending September 2018	7,562	→
Quarter ending December 2018	7,511	→
Variance since December 2017	(1.8%)	↓



ACTIVITY



Month	Adjusted Scheduled Activity (UDA)	
	2018	2019
April	532	986
May	2,202	2,732
June	3,598	3,879
July	5,942	5,979
August	7,591	7,779
September	8,842	9,470
October	10,745	11,308
November	12,554	13,614
December	14,337	14,743
January	15,414	
February	17,531	
March	19,353	
April	20,037	
May	20,076	
June	20,076	

QUALITY

	Quantity	Base Number	Contract	AT	Region	England
% of FP17s for the same patient ID Re-attending within 3 months - Children	59	1,345	4.4%	10.2%	11.8%	11.8%
% of FP17s for the same patient ID Re-attending within 3 months - Adults	727	5,796	12.5%	15.4%	16.7%	15.6%
% of FP17s for the same patient ID Re-attending between 3 & 9 months - Children	563	1,345	41.9%	49.0%	48.6%	58.8%
% of FP17s for the same patient ID Re-attending between 3 & 9 months - Adults	2,324	5,796	40.1%	38.7%	39.1%	51.0%
% of FP17s for Band 1 Urgent Courses	473	6,843	6.9%	10.2%	10.6%	9.0%
% of FP17s Relating to Free Repair or Replacements	76	6,843	1.1%	0.6%	0.5%	0.8%
% of FP17s Relating to Continuations	63	6,843	0.9%	0.9%	0.7%	0.9%
% of Patients satisfied with the dentistry they have received	4	4	N/A	91.8%	90.2%	93.2%
% of Patients satisfied with the time they had to wait for an appointment	4	4	N/A	87.2%	85.0%	88.3%

* This is based on patients treated on this contract for their most recent course of treatment. Figures in italics indicate the base number of FP17s or Patient Questionnaire responses are less than 100. N/A is shown where the base number of responses is less than 10 during the period. % is calculated as Quantity/Base number*100

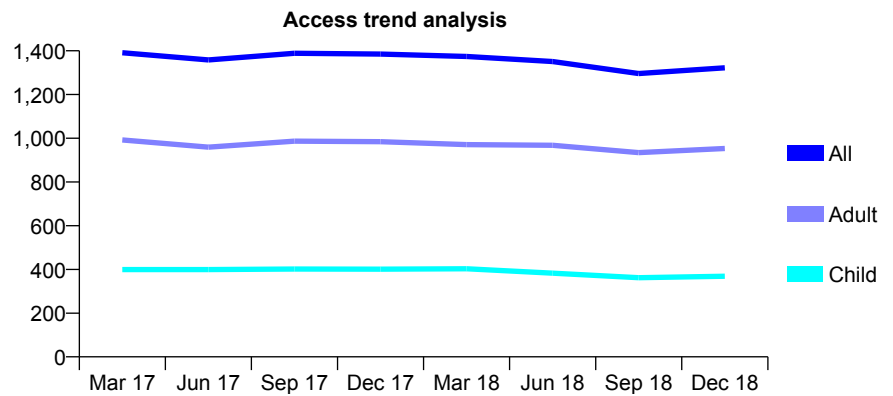
Q63 - Vital Signs At a Glance Contract Report for 753610/0002 - December 2018

Name or company name	MRS MC HASOON
Contract type name	GDS Contract
Purpose of contract	General
Contract start date	09/03/2007
Contract end date	

18/19 Contracted general activity (UDA)	3,482
Carry forward general activity (UDA)	-44
18/19 Contracted orthodontic activity (UOA)	0
Carry forward orthodontic activity (UOA)	0
Baseline contract value	£92,306.22

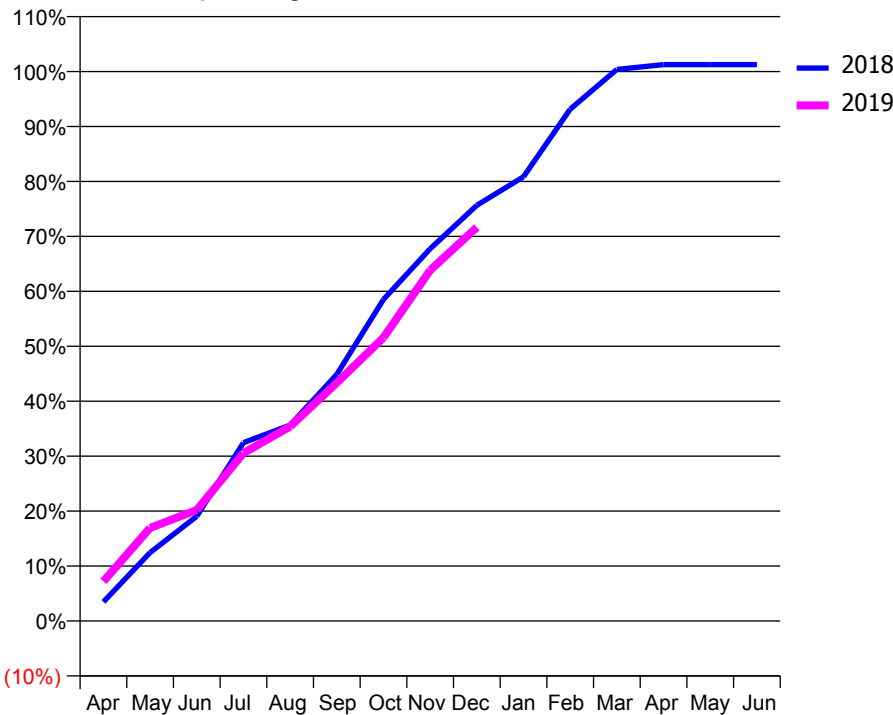
ACCESS*

Patients seen in 24 months	Total	Change since previous quarter
Quarter ending December 2017	1,385	
Quarter ending March 2018	1,374	→
Quarter ending June 2018	1,351	↓
Quarter ending September 2018	1,296	↓
Quarter ending December 2018	1,322	↑
Variance since December 2017	(4.5%)	↓



ACTIVITY

Cumulative percentage of contracted UDA delivered 2018 & 2019



Month	Adjusted Scheduled Activity (UDA)	
	2018	2019
April	121	252
May	434	590
June	664	703
July	1,130	1,064
August	1,242	1,233
September	1,562	1,510
October	2,038	1,796
November	2,359	2,223
December	2,634	2,494
January	2,815	
February	3,244	
March	3,496	
April	3,526	
May	3,526	
June	3,526	

QUALITY

	Quantity	Base Number	Contract	AT	Region	England
% of FP17s for the same patient ID Re-attending within 3 months - Children	14	288	4.9%	10.2%	11.8%	11.8%
% of FP17s for the same patient ID Re-attending within 3 months - Adults	68	660	10.3%	15.4%	16.7%	15.6%
% of FP17s for the same patient ID Re-attending between 3 & 9 months - Children	136	288	47.2%	49.0%	48.6%	58.8%
% of FP17s for the same patient ID Re-attending between 3 & 9 months - Adults	189	660	28.6%	38.7%	39.1%	51.0%
% of FP17s for Band 1 Urgent Courses	97	942	10.3%	10.2%	10.6%	9.0%
% of FP17s Relating to Free Repair or Replacements	5	942	0.5%	0.6%	0.5%	0.8%
% of FP17s Relating to Continuations	2	942	0.2%	0.9%	0.7%	0.9%
% of Patients satisfied with the dentistry they have received	0	0	N/A	91.8%	90.2%	93.2%
% of Patients satisfied with the time they had to wait for an appointment	0	0	N/A	87.2%	85.0%	88.3%

* This is based on patients treated on this contract for their most recent course of treatment. Figures in italics indicate the base number of FP17s or Patient Questionnaire responses are less than 100. N/A is shown where the base number of responses is less than 10 during the period. % is calculated as Quantity/Base number*100

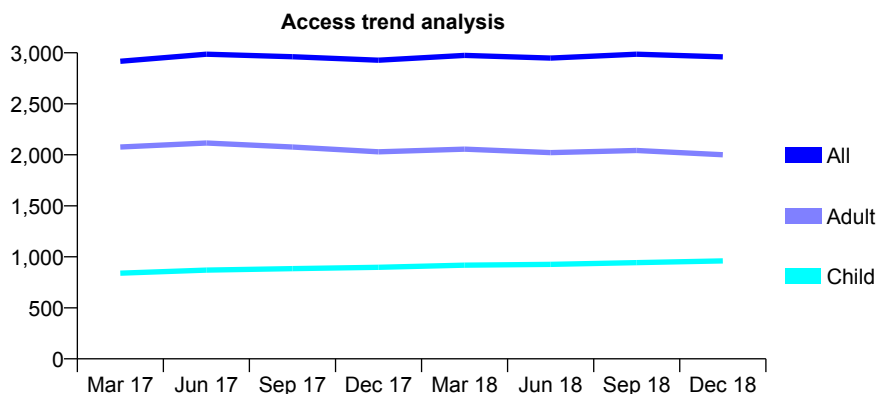
Q63 - Vital Signs At a Glance Contract Report for 753610/0003 - December 2018

Name or company name	MRS MC HASOON
Contract type name	GDS Contract
Purpose of contract	General
Contract start date	09/01/2013
Contract end date	

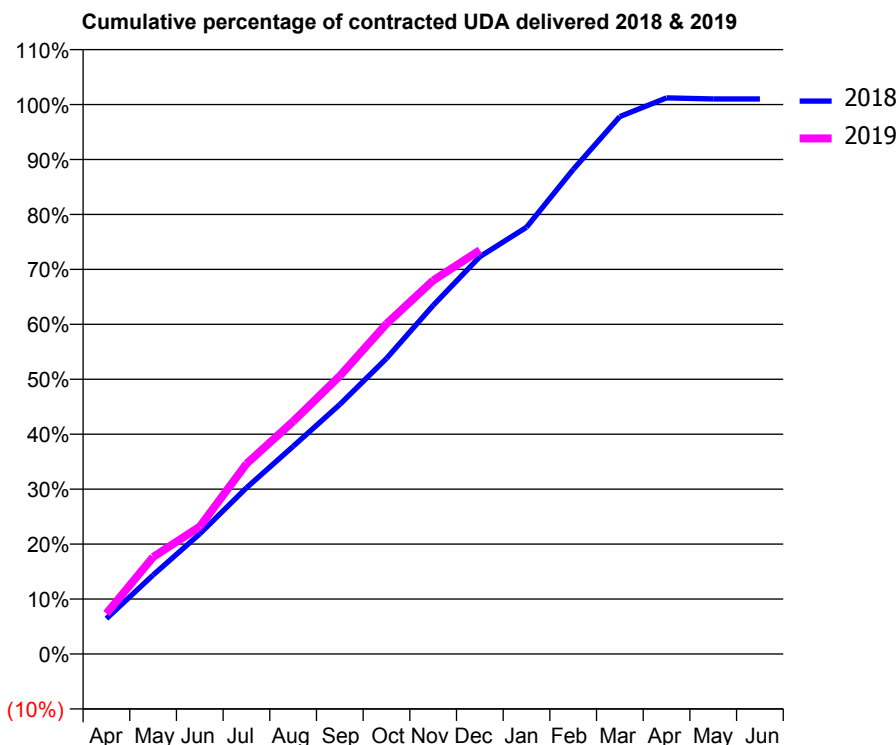
18/19 Contracted general activity (UDA)	7,224
Carry forward general activity (UDA)	-74
18/19 Contracted orthodontic activity (UOA)	0
Carry forward orthodontic activity (UOA)	0
Baseline contract value	£188,860.27

ACCESS*

Patients seen in 24 months	Total	Change since previous quarter
Quarter ending December 2017	2,927	
Quarter ending March 2018	2,974	→
Quarter ending June 2018	2,948	→
Quarter ending September 2018	2,986	→
Quarter ending December 2018	2,960	→
Variance since December 2017	1.1%	→



ACTIVITY



Month	Adjusted Scheduled Activity (UDA)	
	2018	2019
April	466	532
May	1,039	1,275
June	1,580	1,676
July	2,186	2,501
August	2,730	3,059
September	3,282	3,657
October	3,886	4,341
November	4,584	4,911
December	5,222	5,309
January	5,610	
February	6,370	
March	7,066	
April	7,311	
May	7,298	
June	7,298	

QUALITY

	Quantity	Base Number	Contract	AT	Region	England
% of FP17s for the same patient ID Re-attending within 3 months - Children	48	832	5.8%	10.2%	11.8%	11.8%
% of FP17s for the same patient ID Re-attending within 3 months - Adults	202	1,470	13.7%	15.4%	16.7%	15.6%
% of FP17s for the same patient ID Re-attending between 3 & 9 months - Children	328	832	39.4%	49.0%	48.6%	58.8%
% of FP17s for the same patient ID Re-attending between 3 & 9 months - Adults	427	1,470	29.0%	38.7%	39.1%	51.0%
% of FP17s for Band 1 Urgent Courses	252	2,205	11.4%	10.2%	10.6%	9.0%
% of FP17s Relating to Free Repair or Replacements	11	2,205	0.5%	0.6%	0.5%	0.8%
% of FP17s Relating to Continuations	26	2,205	1.2%	0.9%	0.7%	0.9%
% of Patients satisfied with the dentistry they have received	1	1	N/A	91.8%	90.2%	93.2%
% of Patients satisfied with the time they had to wait for an appointment	1	1	N/A	87.2%	85.0%	88.3%

* This is based on patients treated on this contract for their most recent course of treatment. Figures in italics indicate the base number of FP17s or Patient Questionnaire responses are less than 100. N/A is shown where the base number of responses is less than 10 during the period. % is calculated as Quantity/Base number*100

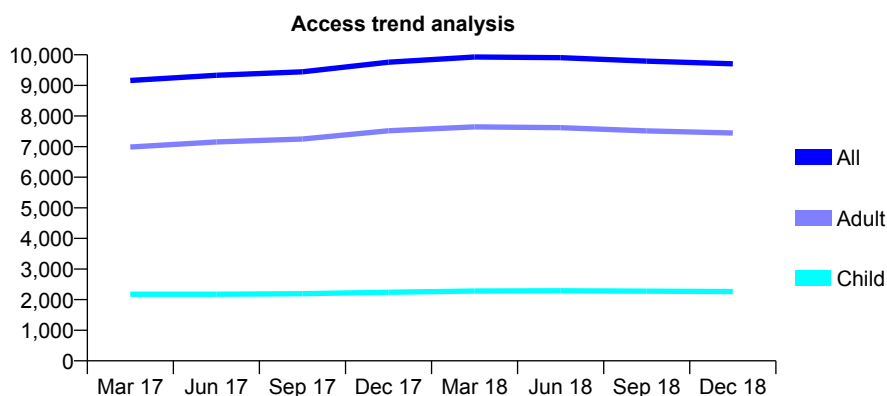
Q63 - Vital Signs At a Glance Contract Report for 762342/0001 - December 2018

Name or company name	MR D MOHAMMADI SOSHIK
Contract type name	GDS Contract
Purpose of contract	General
Contract start date	01/04/2006
Contract end date	

18/19 Contracted general activity (UDA)	32,064
Carry forward general activity (UDA)	-218
18/19 Contracted orthodontic activity (UOA)	0
Carry forward orthodontic activity (UOA)	0
Baseline contract value	£910,610.28

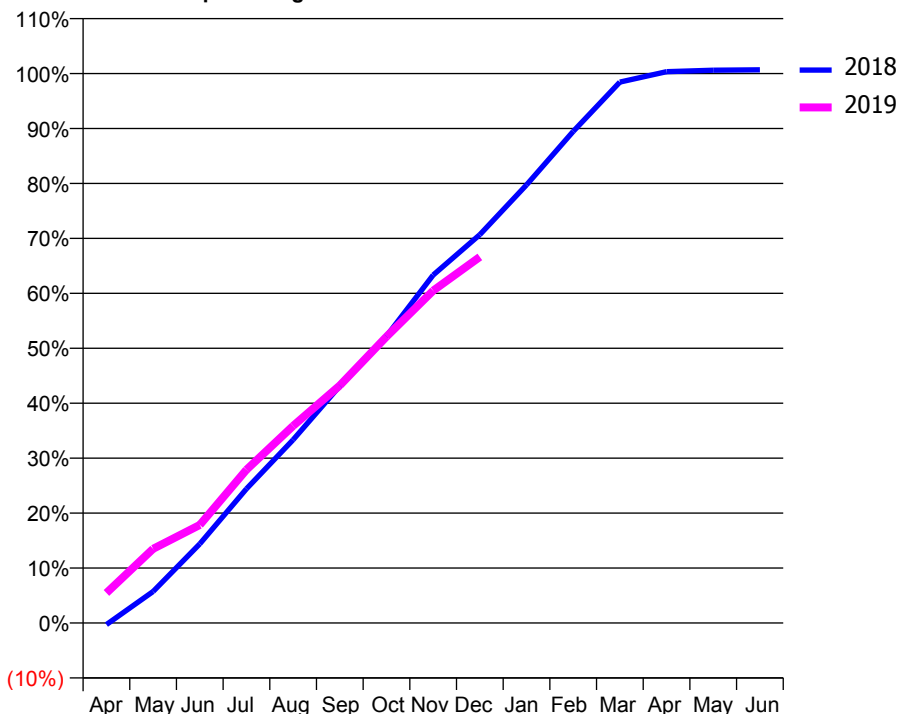
ACCESS*

Patients seen in 24 months	Total	Change since previous quarter
Quarter ending December 2017	9,760	
Quarter ending March 2018	9,927	→
Quarter ending June 2018	9,908	→
Quarter ending September 2018	9,792	↓
Quarter ending December 2018	9,708	→
Variance since December 2017	(0.5%)	→



ACTIVITY

Cumulative percentage of contracted UDA delivered 2018 & 2019



Month	Adjusted Scheduled Activity (UDA)	
	2018	2019
April	-98	1,753
May	1,837	4,331
June	4,616	5,724
July	7,835	8,942
August	10,694	11,507
September	13,828	13,859
October	16,741	16,710
November	20,303	19,394
December	22,660	21,366
January	25,561	
February	28,684	
March	31,562	
April	32,171	
May	32,252	
June	32,282	

QUALITY

	Quantity	Base Number	Contract	AT	Region	England
% of FP17s for the same patient ID Re-attending within 3 months - Children	238	2,112	11.3%	10.2%	11.8%	11.8%
% of FP17s for the same patient ID Re-attending within 3 months - Adults	1,228	5,995	20.5%	15.4%	16.7%	15.6%
% of FP17s for the same patient ID Re-attending between 3 & 9 months - Children	962	2,112	45.5%	49.0%	48.6%	58.8%
% of FP17s for the same patient ID Re-attending between 3 & 9 months - Adults	2,247	5,995	37.5%	38.7%	39.1%	51.0%
% of FP17s for Band 1 Urgent Courses	1,392	7,817	17.8%	10.2%	10.6%	9.0%
% of FP17s Relating to Free Repair or Replacements	67	7,817	0.9%	0.6%	0.5%	0.8%
% of FP17s Relating to Continuations	79	7,817	1.0%	0.9%	0.7%	0.9%
% of Patients satisfied with the dentistry they have received	4	4	N/A	91.8%	90.2%	93.2%
% of Patients satisfied with the time they had to wait for an appointment	4	4	N/A	87.2%	85.0%	88.3%

* This is based on patients treated on this contract for their most recent course of treatment. Figures in italics indicate the base number of FP17s or Patient Questionnaire responses are less than 100. N/A is shown where the base number of responses is less than 10 during the period. % is calculated as Quantity/Base number*100

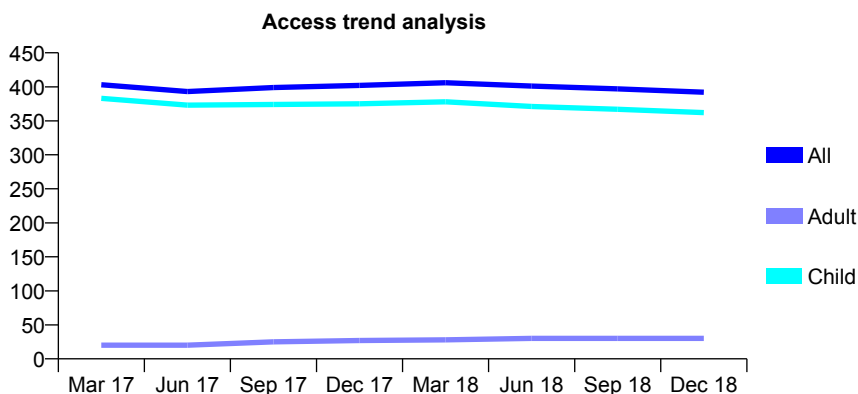
Q63 - Vital Signs At a Glance Contract Report for 764973/0001 - December 2018

Name or company name	MISS C PASE
Contract type name	GDS Contract
Purpose of contract	General
Contract start date	01/04/2006
Contract end date	

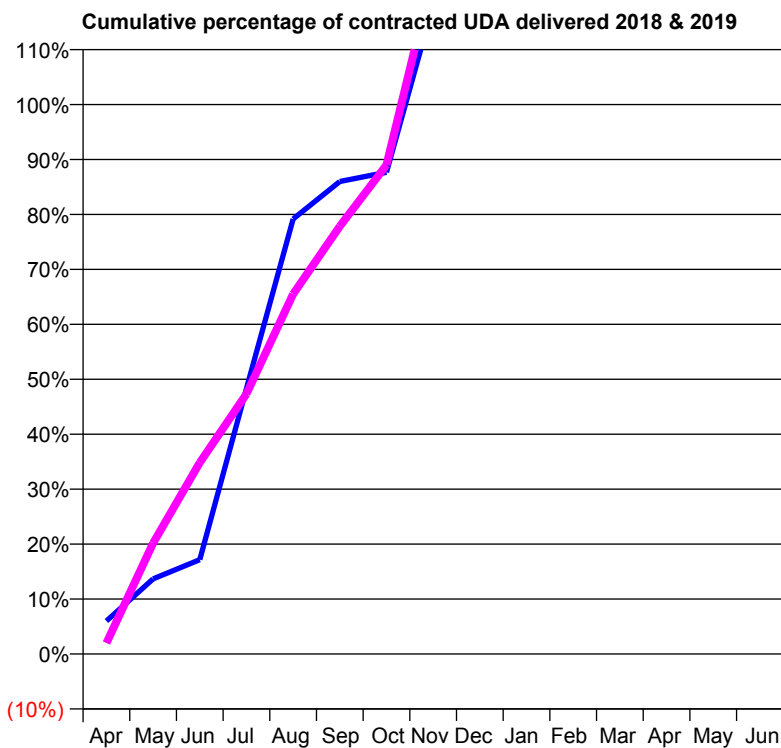
18/19 Contracted general activity (UDA)	600
Carry forward general activity (UDA)	-12
18/19 Contracted orthodontic activity (UOA)	0
Carry forward orthodontic activity (UOA)	0
Baseline contract value	£14,428.94

ACCESS*

Patients seen in 24 months	Total	Change since previous quarter
Quarter ending December 2017	402	
Quarter ending March 2018	406	→
Quarter ending June 2018	401	↓
Quarter ending September 2018	397	→
Quarter ending December 2018	392	↓
Variance since December 2017	(2.5%)	↓



ACTIVITY



Adjusted Scheduled Activity (UDA)		
Month	2018	2019
April	36	12
May	82	121
June	103	209
July	290	284
August	475	393
September	516	467
October	526	534
November	708	743
December	739	760
January	857	
February	857	
March	1,023	
April	1,102	
May	1,102	
June	1,102	

QUALITY

	Quantity	Base Number	Contract	AT	Region	England
% of FP17s for the same patient ID Re-attending within 3 months - Children	11	315	3.5%	10.2%	11.8%	11.8%
% of FP17s for the same patient ID Re-attending within 3 months - Adults	1	13	7.7%	15.4%	16.7%	15.6%
% of FP17s for the same patient ID Re-attending between 3 & 9 months - Children	152	315	48.3%	49.0%	48.6%	58.8%
% of FP17s for the same patient ID Re-attending between 3 & 9 months - Adults	8	13	61.5%	38.7%	39.1%	51.0%
% of FP17s for Band 1 Urgent Courses	0	296	0.0%	10.2%	10.6%	9.0%
% of FP17s Relating to Free Repair or Replacements	0	296	0.0%	0.6%	0.5%	0.8%
% of FP17s Relating to Continuations	0	296	0.0%	0.9%	0.7%	0.9%
% of Patients satisfied with the dentistry they have received	0	0	N/A	91.8%	90.2%	93.2%
% of Patients satisfied with the time they had to wait for an appointment	0	0	N/A	87.2%	85.0%	88.3%

* This is based on patients treated on this contract for their most recent course of treatment. Figures in italics indicate the base number of FP17s or Patient Questionnaire responses are less than 100. N/A is shown where the base number of responses is less than 10 during the period. % is calculated as Quantity/Base number*100

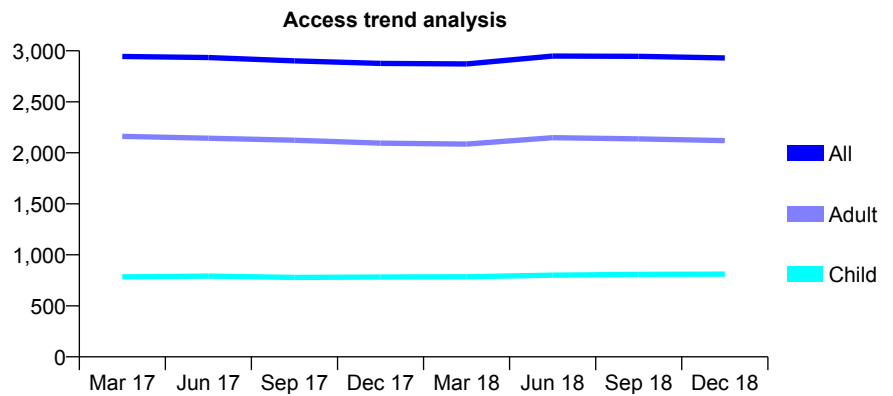
Q63 - Vital Signs At a Glance Contract Report for 766038/0002 - December 2018

Name or company name	MR VO AKINSOLA
Contract type name	GDS Contract
Purpose of contract	General
Contract start date	01/04/2006
Contract end date	

18/19 Contracted general activity (UDA)	12,000
Carry forward general activity (UDA)	0
18/19 Contracted orthodontic activity (UOA)	0
Carry forward orthodontic activity (UOA)	0
Baseline contract value	£389,056.90

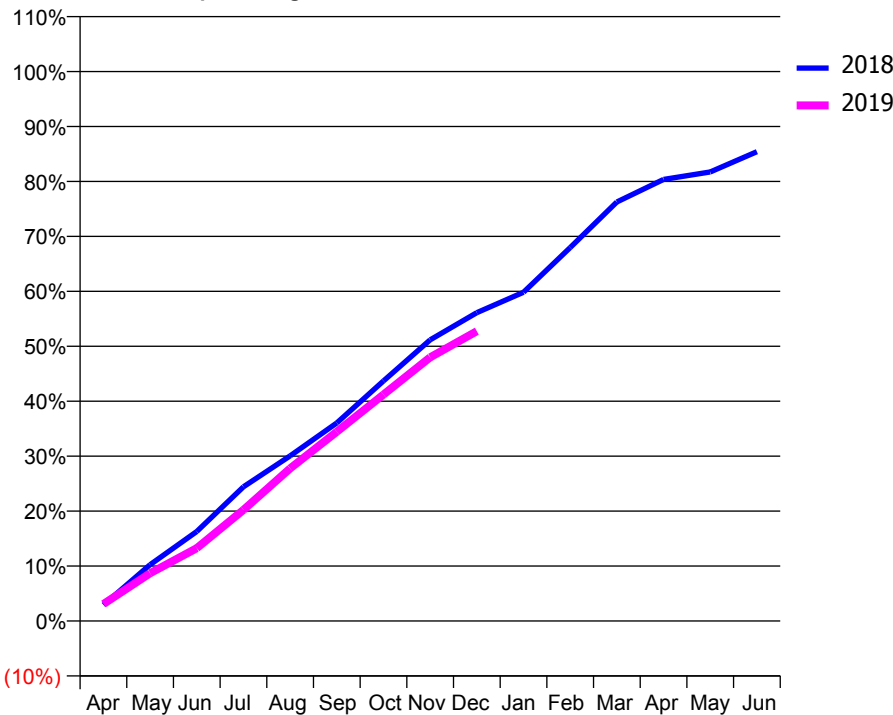
ACCESS*

Patients seen in 24 months	Total	Change since previous quarter
Quarter ending December 2017	2,877	
Quarter ending March 2018	2,871	→
Quarter ending June 2018	2,948	↑
Quarter ending September 2018	2,946	→
Quarter ending December 2018	2,930	→
Variance since December 2017	1.8%	→



ACTIVITY

Cumulative percentage of contracted UDA delivered 2018 & 2019



Month	Adjusted Scheduled Activity (UDA)	
	2018	2019
April	350	370
May	1,230	1,044
June	1,956	1,592
July	2,932	2,426
August	3,607	3,333
September	4,327	4,134
October	5,244	4,946
November	6,140	5,759
December	6,733	6,330
January	7,181	
February	8,156	
March	9,152	
April	9,642	
May	9,806	
June	10,248	

QUALITY

	Quantity	Base Number	Contract	AT	Region	England
% of FP17s for the same patient ID Re-attending within 3 months - Children	33	576	5.7%	10.2%	11.8%	11.8%
% of FP17s for the same patient ID Re-attending within 3 months - Adults	205	1,475	13.9%	15.4%	16.7%	15.6%
% of FP17s for the same patient ID Re-attending between 3 & 9 months - Children	138	576	24.0%	49.0%	48.6%	58.8%
% of FP17s for the same patient ID Re-attending between 3 & 9 months - Adults	372	1,475	25.2%	38.7%	39.1%	51.0%
% of FP17s for Band 1 Urgent Courses	234	1,860	12.6%	10.2%	10.6%	9.0%
% of FP17s Relating to Free Repair or Replacements	18	1,860	1.0%	0.6%	0.5%	0.8%
% of FP17s Relating to Continuations	1	1,860	0.1%	0.9%	0.7%	0.9%
% of Patients satisfied with the dentistry they have received	0	0	N/A	91.8%	90.2%	93.2%
% of Patients satisfied with the time they had to wait for an appointment	0	0	N/A	87.2%	85.0%	88.3%

* This is based on patients treated on this contract for their most recent course of treatment. Figures in italics indicate the base number of FP17s or Patient Questionnaire responses are less than 100. N/A is shown where the base number of responses is less than 10 during the period. % is calculated as Quantity/Base number*100

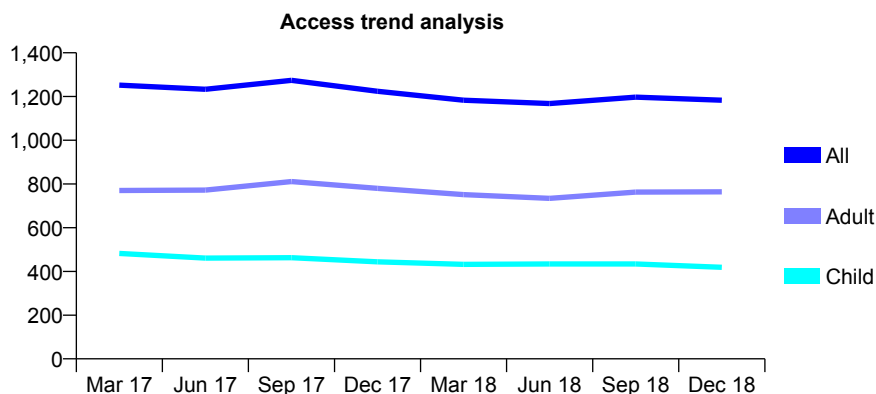
Q63 - Vital Signs At a Glance Contract Report for 766089/0001 - December 2018

Name or company name	MS G MOBAYEN
Contract type name	GDS Contract
Purpose of contract	General
Contract start date	01/04/2006
Contract end date	

18/19 Contracted general activity (UDA)	7,689
Carry forward general activity (UDA)	0
18/19 Contracted orthodontic activity (UOA)	0
Carry forward orthodontic activity (UOA)	0
Baseline contract value	£227,559.74

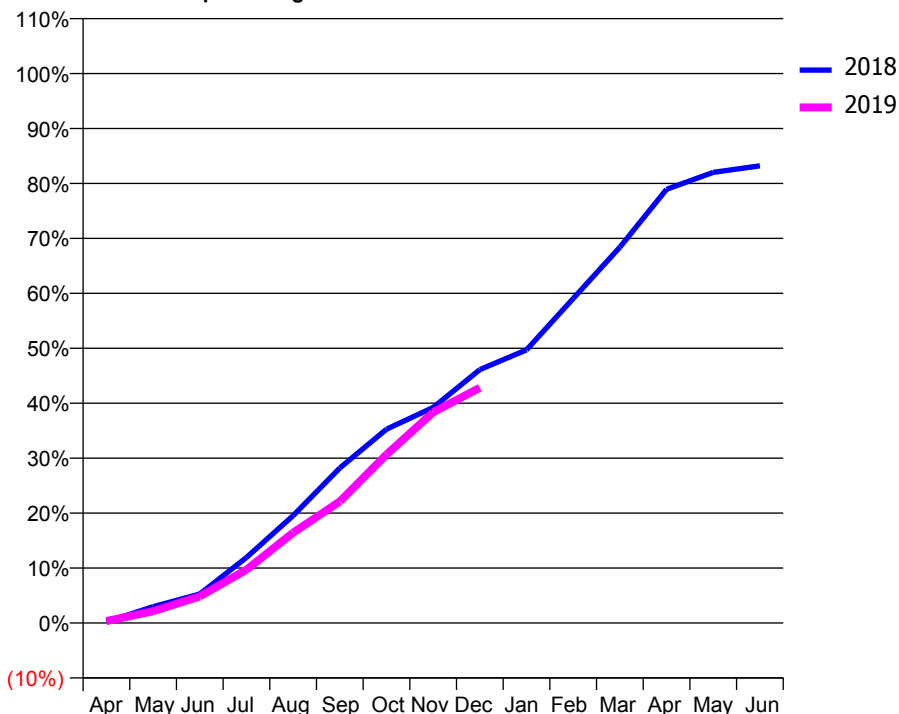
ACCESS*

Patients seen in 24 months	Total	Change since previous quarter
Quarter ending December 2017	1,224	
Quarter ending March 2018	1,183	↓
Quarter ending June 2018	1,168	↓
Quarter ending September 2018	1,197	↑
Quarter ending December 2018	1,183	↓
Variance since December 2017	(3.3%)	↓



ACTIVITY

Cumulative percentage of contracted UDA delivered 2018 & 2019



Month	Adjusted Scheduled Activity (UDA)	
	2018	2019
April	16	27
May	229	166
June	406	372
July	917	745
August	1,503	1,264
September	2,169	1,700
October	2,711	2,358
November	3,016	2,948
December	3,546	3,292
January	3,823	
February	4,540	
March	5,259	
April	6,069	
May	6,305	
June	6,397	

QUALITY

	Quantity	Base Number	Contract	AT	Region	England
% of FP17s for the same patient ID Re-attending within 3 months - Children	19	302	6.3%	10.2%	11.8%	11.8%
% of FP17s for the same patient ID Re-attending within 3 months - Adults	53	425	12.5%	15.4%	16.7%	15.6%
% of FP17s for the same patient ID Re-attending between 3 & 9 months - Children	77	302	25.5%	49.0%	48.6%	58.8%
% of FP17s for the same patient ID Re-attending between 3 & 9 months - Adults	79	425	18.6%	38.7%	39.1%	51.0%
% of FP17s for Band 1 Urgent Courses	65	569	11.4%	10.2%	10.6%	9.0%
% of FP17s Relating to Free Repair or Replacements	0	569	0.0%	0.6%	0.5%	0.8%
% of FP17s Relating to Continuations	6	569	1.1%	0.9%	0.7%	0.9%
% of Patients satisfied with the dentistry they have received	1	1	N/A	91.8%	90.2%	93.2%
% of Patients satisfied with the time they had to wait for an appointment	1	1	N/A	87.2%	85.0%	88.3%

* This is based on patients treated on this contract for their most recent course of treatment. Figures in italics indicate the base number of FP17s or Patient Questionnaire responses are less than 100. N/A is shown where the base number of responses is less than 10 during the period. % is calculated as Quantity/Base number*100

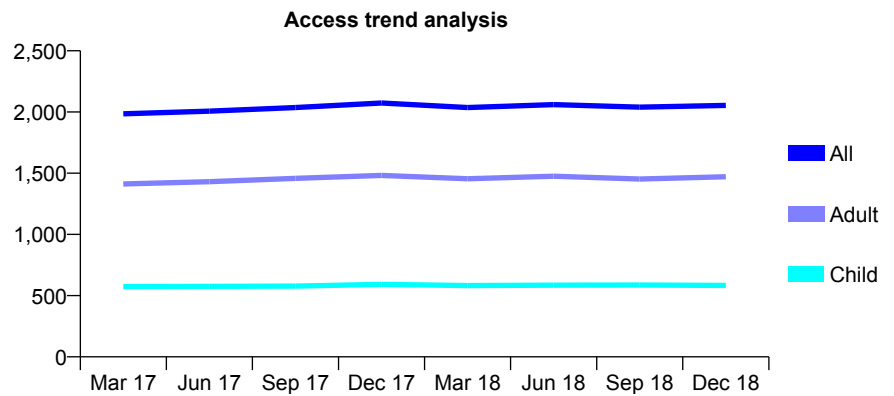
Q63 - Vital Signs At a Glance Contract Report for 766801/0001 - December 2018

Name or company name	MR D KOWLESSAR
Contract type name	GDS Contract
Purpose of contract	General
Contract start date	01/04/2006
Contract end date	

18/19 Contracted general activity (UDA)	7,250
Carry forward general activity (UDA)	90
18/19 Contracted orthodontic activity (UOA)	0
Carry forward orthodontic activity (UOA)	0
Baseline contract value	£198,633.62

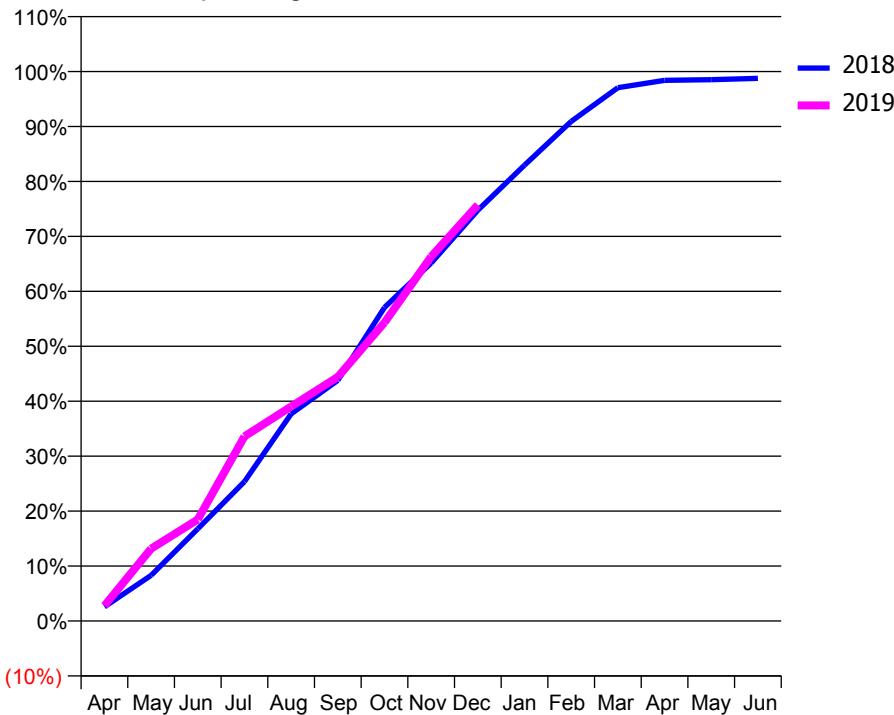
ACCESS*

Patients seen in 24 months	Total	Change since previous quarter
Quarter ending December 2017	2,074	
Quarter ending March 2018	2,037	↓
Quarter ending June 2018	2,060	→
Quarter ending September 2018	2,040	→
Quarter ending December 2018	2,054	→
Variance since December 2017	(1.0%)	→



ACTIVITY

Cumulative percentage of contracted UDA delivered 2018 & 2019



Month	Adjusted Scheduled Activity (UDA)	
	2018	2019
April	188	201
May	602	955
June	1,217	1,341
July	1,839	2,436
August	2,733	2,830
September	3,175	3,220
October	4,137	3,938
November	4,723	4,807
December	5,420	5,489
January	6,014	
February	6,592	
March	7,037	
April	7,134	
May	7,142	
June	7,160	

QUALITY

	Quantity	Base Number	Contract	AT	Region	England
% of FP17s for the same patient ID Re-attending within 3 months - Children	43	623	6.9%	10.2%	11.8%	11.8%
% of FP17s for the same patient ID Re-attending within 3 months - Adults	154	1,128	13.7%	15.4%	16.7%	15.6%
% of FP17s for the same patient ID Re-attending between 3 & 9 months - Children	357	623	57.3%	49.0%	48.6%	58.8%
% of FP17s for the same patient ID Re-attending between 3 & 9 months - Adults	413	1,128	36.6%	38.7%	39.1%	51.0%
% of FP17s for Band 1 Urgent Courses	161	1,701	9.5%	10.2%	10.6%	9.0%
% of FP17s Relating to Free Repair or Replacements	15	1,701	0.9%	0.6%	0.5%	0.8%
% of FP17s Relating to Continuations	9	1,701	0.5%	0.9%	0.7%	0.9%
% of Patients satisfied with the dentistry they have received	0	0	N/A	91.8%	90.2%	93.2%
% of Patients satisfied with the time they had to wait for an appointment	0	0	N/A	87.2%	85.0%	88.3%

* This is based on patients treated on this contract for their most recent course of treatment. Figures in italics indicate the base number of FP17s or Patient Questionnaire responses are less than 100. N/A is shown where the base number of responses is less than 10 during the period. % is calculated as Quantity/Base number*100

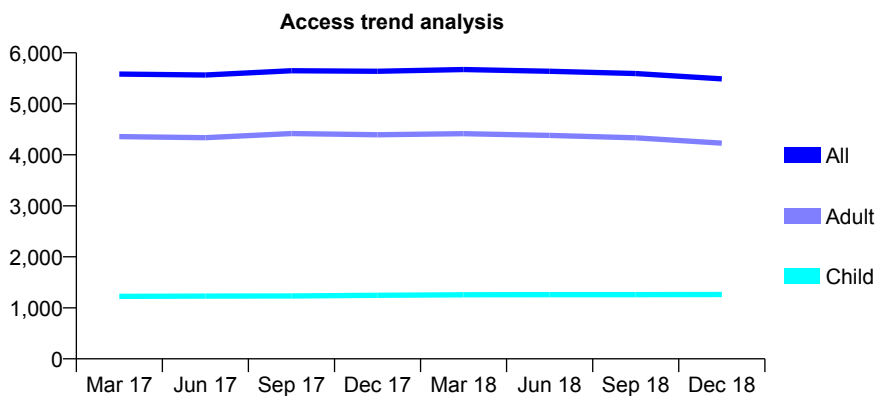
Q63 - Vital Signs At a Glance Contract Report for 767298/0001 - December 2018

Name or company name	MISS H KHAK-SERESHT
Contract type name	GDS Contract
Purpose of contract	General
Contract start date	01/04/2006
Contract end date	

18/19 Contracted general activity (UDA)	19,500
Carry forward general activity (UDA)	0
18/19 Contracted orthodontic activity (UOA)	0
Carry forward orthodontic activity (UOA)	0
Baseline contract value	£598,718.34

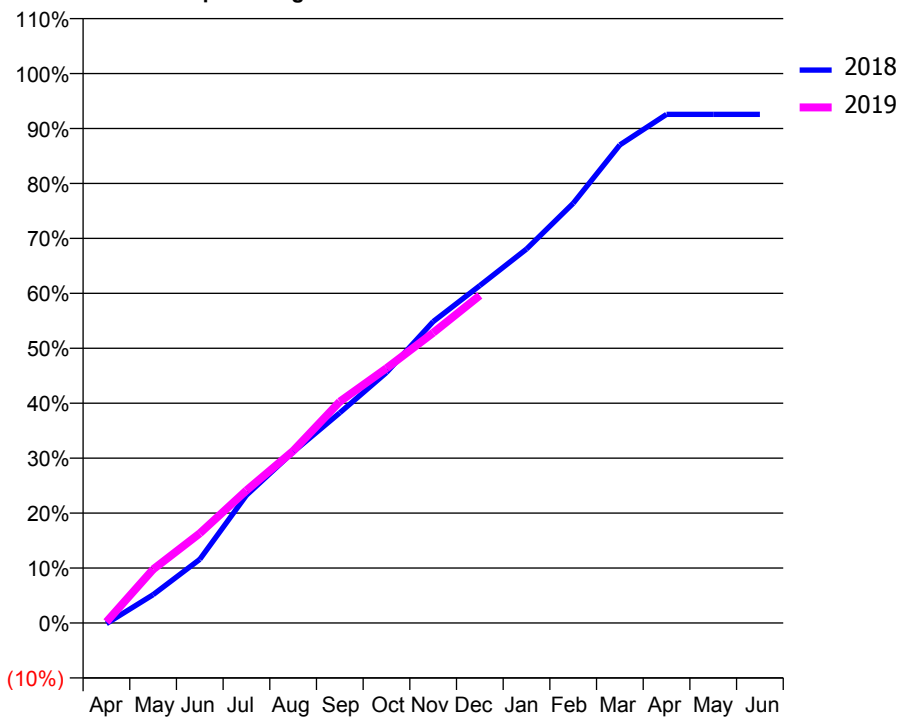
ACCESS*

Patients seen in 24 months	Total	Change since previous quarter
Quarter ending December 2017	5,638	
Quarter ending March 2018	5,671	→
Quarter ending June 2018	5,638	→
Quarter ending September 2018	5,593	→
Quarter ending December 2018	5,490	↓
Variance since December 2017	(2.6%)	↓



ACTIVITY

Cumulative percentage of contracted UDA delivered 2018 & 2019



Month	Adjusted Scheduled Activity (UDA)	
	2018	2019
April	-28	41
May	1,005	1,903
June	2,257	3,180
July	4,535	4,704
August	6,067	6,106
September	7,460	7,857
October	8,888	9,039
November	10,696	10,299
December	11,972	11,623
January	13,270	
February	14,895	
March	16,968	
April	18,052	
May	18,052	
June	18,052	

QUALITY

	Quantity	Base Number	Contract	AT	Region	England
% of FP17s for the same patient ID Re-attending within 3 months - Children	55	963	5.7%	10.2%	11.8%	11.8%
% of FP17s for the same patient ID Re-attending within 3 months - Adults	302	2,818	10.7%	15.4%	16.7%	15.6%
% of FP17s for the same patient ID Re-attending between 3 & 9 months - Children	370	963	38.4%	49.0%	48.6%	58.8%
% of FP17s for the same patient ID Re-attending between 3 & 9 months - Adults	924	2,818	32.8%	38.7%	39.1%	51.0%
% of FP17s for Band 1 Urgent Courses	345	3,561	9.7%	10.2%	10.6%	9.0%
% of FP17s Relating to Free Repair or Replacements	51	3,561	1.4%	0.6%	0.5%	0.8%
% of FP17s Relating to Continuations	44	3,561	1.2%	0.9%	0.7%	0.9%
% of Patients satisfied with the dentistry they have received	0	0	N/A	91.8%	90.2%	93.2%
% of Patients satisfied with the time they had to wait for an appointment	0	0	N/A	87.2%	85.0%	88.3%

* This is based on patients treated on this contract for their most recent course of treatment. Figures in italics indicate the base number of FP17s or Patient Questionnaire responses are less than 100. N/A is shown where the base number of responses is less than 10 during the period. % is calculated as Quantity/Base number*100

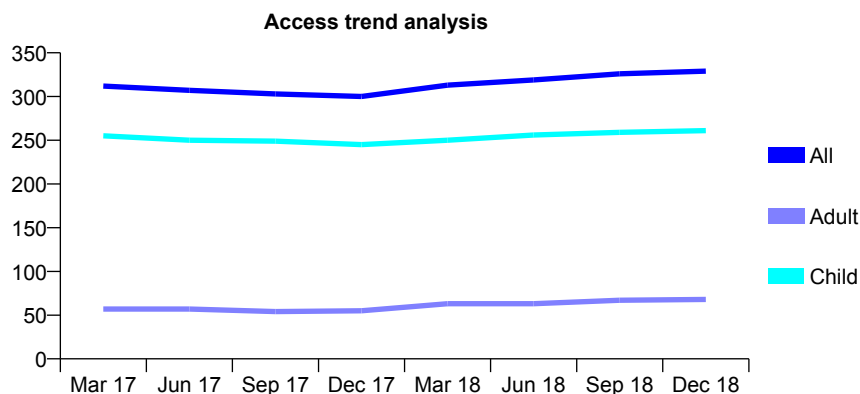
Q63 - Vital Signs At a Glance Contract Report for 771716/0001 - December 2018

Name or company name	MR JM METCALF
Contract type name	GDS Contract
Purpose of contract	General
Contract start date	01/04/2006
Contract end date	

18/19 Contracted general activity (UDA)	1,031
Carry forward general activity (UDA)	0
18/19 Contracted orthodontic activity (UOA)	0
Carry forward orthodontic activity (UOA)	0
Baseline contract value	£28,915.19

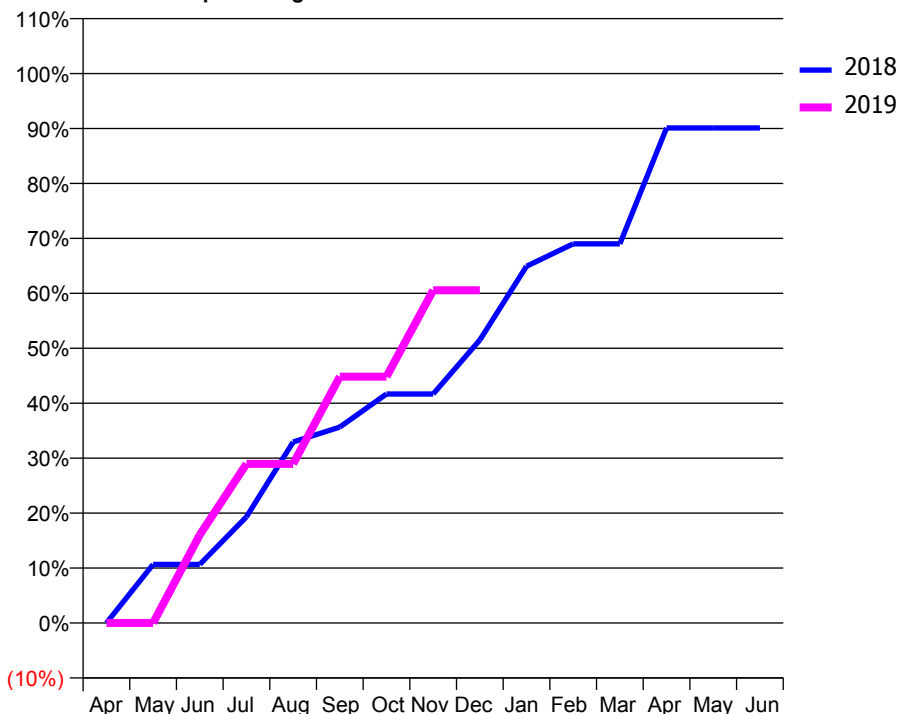
ACCESS*

Patients seen in 24 months	Total	Change since previous quarter
Quarter ending December 2017	300	
Quarter ending March 2018	313	↑
Quarter ending June 2018	319	→
Quarter ending September 2018	326	↑
Quarter ending December 2018	329	→
Variance since December 2017	9.7%	↑



ACTIVITY

Cumulative percentage of contracted UDA delivered 2018 & 2019



Adjusted Scheduled Activity (UDA)		
Month	2018	2019
April	0	0
May	110	0
June	110	165
July	199	299
August	340	299
September	368	462
October	430	462
November	430	624
December	531	624
January	669	
February	711	
March	711	
April	929	
May	929	
June	929	

QUALITY

	Quantity	Base Number	Contract	AT	Region	England
% of FP17s for the same patient ID Re-attending within 3 months - Children	14	272	5.1%	10.2%	11.8%	11.8%
% of FP17s for the same patient ID Re-attending within 3 months - Adults	5	48	10.4%	15.4%	16.7%	15.6%
% of FP17s for the same patient ID Re-attending between 3 & 9 months - Children	144	272	52.9%	49.0%	48.6%	58.8%
% of FP17s for the same patient ID Re-attending between 3 & 9 months - Adults	21	48	43.8%	38.7%	39.1%	51.0%
% of FP17s for Band 1 Urgent Courses	7	256	2.7%	10.2%	10.6%	9.0%
% of FP17s Relating to Free Repair or Replacements	0	256	0.0%	0.6%	0.5%	0.8%
% of FP17s Relating to Continuations	2	256	0.8%	0.9%	0.7%	0.9%
% of Patients satisfied with the dentistry they have received	0	0	N/A	91.8%	90.2%	93.2%
% of Patients satisfied with the time they had to wait for an appointment	0	0	N/A	87.2%	85.0%	88.3%

* This is based on patients treated on this contract for their most recent course of treatment. Figures in italics indicate the base number of FP17s or Patient Questionnaire responses are less than 100. N/A is shown where the base number of responses is less than 10 during the period. % is calculated as Quantity/Base number*100

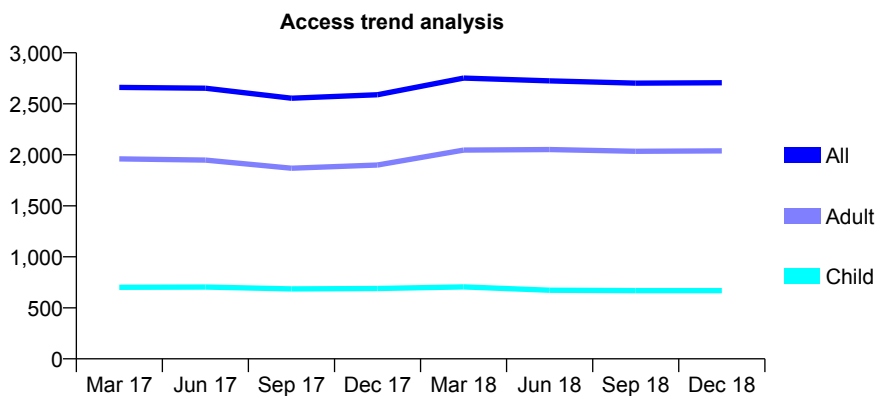
Q63 - Vital Signs At a Glance Contract Report for 771996/0003 - December 2018

Name or company name	MR H RAZBAN
Contract type name	GDS Contract
Purpose of contract	General
Contract start date	01/05/2013
Contract end date	

18/19 Contracted general activity (UDA)	6,700
Carry forward general activity (UDA)	1
18/19 Contracted orthodontic activity (UOA)	0
Carry forward orthodontic activity (UOA)	0
Baseline contract value	£163,444.92

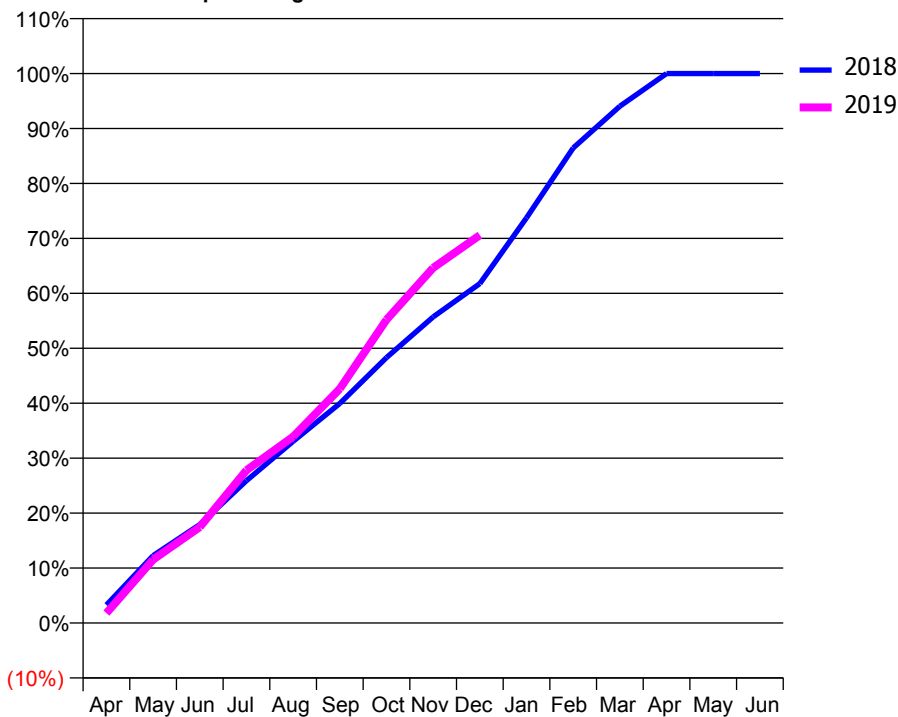
ACCESS*

Patients seen in 24 months	Total	Change since previous quarter
Quarter ending December 2017	2,589	
Quarter ending March 2018	2,752	↑
Quarter ending June 2018	2,725	→
Quarter ending September 2018	2,703	→
Quarter ending December 2018	2,707	→
Variance since December 2017	4.6%	↑



ACTIVITY

Cumulative percentage of contracted UDA delivered 2018 & 2019



Month	Adjusted Scheduled Activity (UDA)	
	2018	2019
April	220	121
May	822	773
June	1,201	1,169
July	1,736	1,863
August	2,216	2,272
September	2,677	2,856
October	3,237	3,698
November	3,732	4,330
December	4,139	4,728
January	4,941	
February	5,793	
March	6,302	
April	6,700	
May	6,699	
June	6,699	

QUALITY

	Quantity	Base Number	Contract	AT	Region	England
% of FP17s for the same patient ID Re-attending within 3 months - Children	9	484	1.9%	10.2%	11.8%	11.8%
% of FP17s for the same patient ID Re-attending within 3 months - Adults	43	1,344	3.2%	15.4%	16.7%	15.6%
% of FP17s for the same patient ID Re-attending between 3 & 9 months - Children	181	484	37.4%	49.0%	48.6%	58.8%
% of FP17s for the same patient ID Re-attending between 3 & 9 months - Adults	410	1,344	30.5%	38.7%	39.1%	51.0%
% of FP17s for Band 1 Urgent Courses	81	1,733	4.7%	10.2%	10.6%	9.0%
% of FP17s Relating to Free Repair or Replacements	2	1,733	0.1%	0.6%	0.5%	0.8%
% of FP17s Relating to Continuations	3	1,733	0.2%	0.9%	0.7%	0.9%
% of Patients satisfied with the dentistry they have received	1	1	N/A	91.8%	90.2%	93.2%
% of Patients satisfied with the time they had to wait for an appointment	1	1	N/A	87.2%	85.0%	88.3%

* This is based on patients treated on this contract for their most recent course of treatment. Figures in italics indicate the base number of FP17s or Patient Questionnaire responses are less than 100. N/A is shown where the base number of responses is less than 10 during the period. % is calculated as Quantity/Base number*100

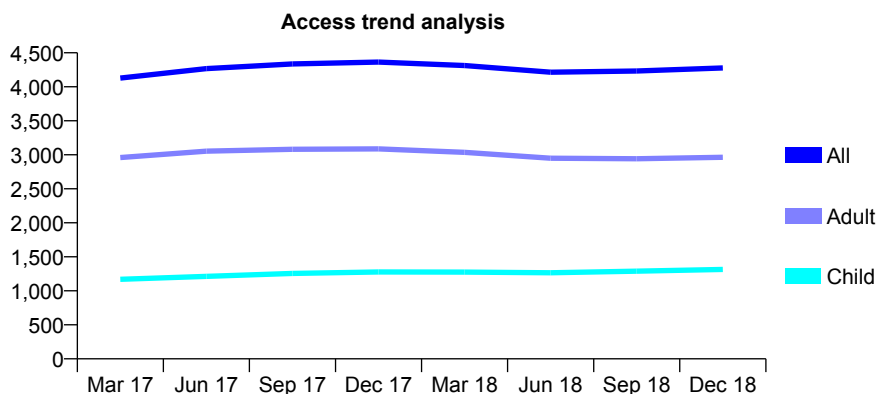
Q63 - Vital Signs At a Glance Contract Report for 772046/0001 - December 2018

Name or company name	MR A PATEL
Contract type name	GDS Contract
Purpose of contract	General
Contract start date	01/03/2015
Contract end date	

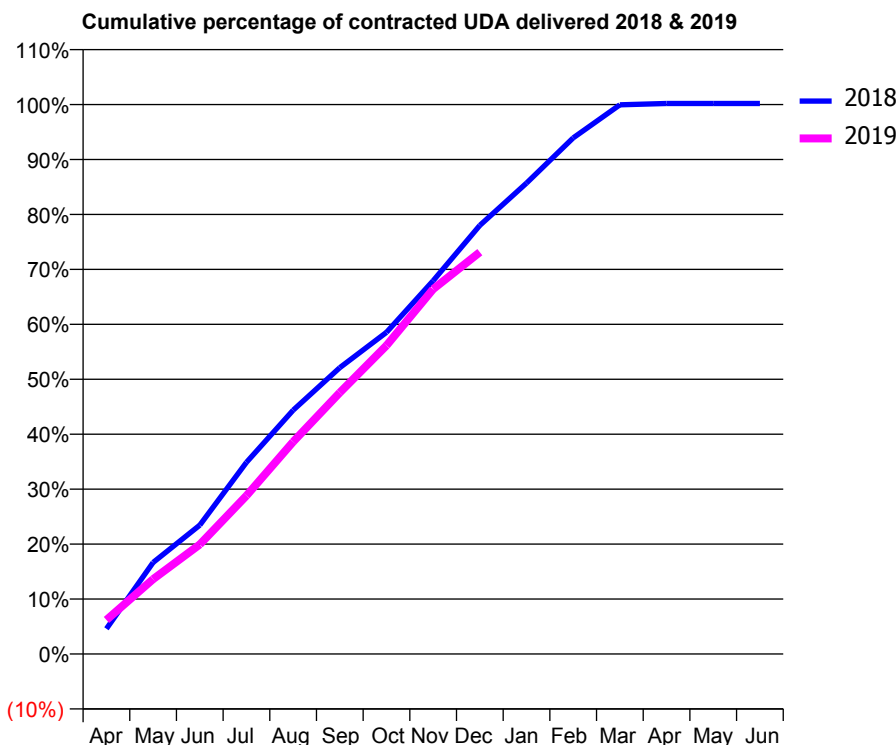
18/19 Contracted general activity (UDA)	8,500
Carry forward general activity (UDA)	-16
18/19 Contracted orthodontic activity (UOA)	0
Carry forward orthodontic activity (UOA)	0
Baseline contract value	£229,280.82

ACCESS*

Patients seen in 24 months	Total	Change since previous quarter
Quarter ending December 2017	4,364	
Quarter ending March 2018	4,313	↓
Quarter ending June 2018	4,215	↓
Quarter ending September 2018	4,232	→
Quarter ending December 2018	4,278	→
Variance since December 2017	(2.0%)	↓



ACTIVITY



Month	Adjusted Scheduled Activity (UDA)	
	2018	2019
April	392	527
May	1,417	1,158
June	1,993	1,694
July	2,966	2,450
August	3,771	3,284
September	4,429	4,045
October	4,977	4,772
November	5,775	5,644
December	6,631	6,215
January	7,285	
February	7,984	
March	8,496	
April	8,516	
May	8,516	
June	8,516	

QUALITY

	Quantity	Base Number	Contract	AT	Region	England
% of FP17s for the same patient ID Re-attending within 3 months - Children	89	1,273	7.0%	10.2%	11.8%	11.8%
% of FP17s for the same patient ID Re-attending within 3 months - Adults	382	2,584	14.8%	15.4%	16.7%	15.6%
% of FP17s for the same patient ID Re-attending between 3 & 9 months - Children	673	1,273	52.9%	49.0%	48.6%	58.8%
% of FP17s for the same patient ID Re-attending between 3 & 9 months - Adults	994	2,584	38.5%	38.7%	39.1%	51.0%
% of FP17s for Band 1 Urgent Courses	591	3,843	15.4%	10.2%	10.6%	9.0%
% of FP17s Relating to Free Repair or Replacements	14	3,843	0.4%	0.6%	0.5%	0.8%
% of FP17s Relating to Continuations	36	3,843	0.9%	0.9%	0.7%	0.9%
% of Patients satisfied with the dentistry they have received	0	0	N/A	91.8%	90.2%	93.2%
% of Patients satisfied with the time they had to wait for an appointment	0	0	N/A	87.2%	85.0%	88.3%

* This is based on patients treated on this contract for their most recent course of treatment. Figures in italics indicate the base number of FP17s or Patient Questionnaire responses are less than 100. N/A is shown where the base number of responses is less than 10 during the period. % is calculated as Quantity/Base number*100

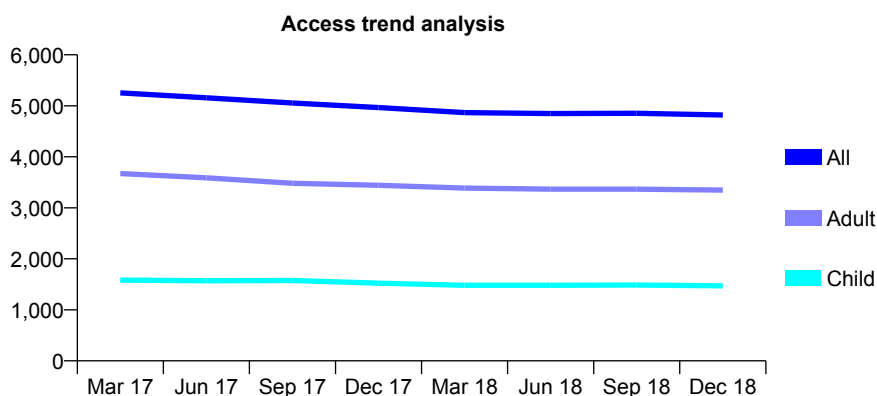
Q63 - Vital Signs At a Glance Contract Report for 772283/0001 - December 2018

Name or company name	Figges Marsh Dental Practice
Contract type name	GDS Contract
Purpose of contract	General
Contract start date	01/04/2006
Contract end date	

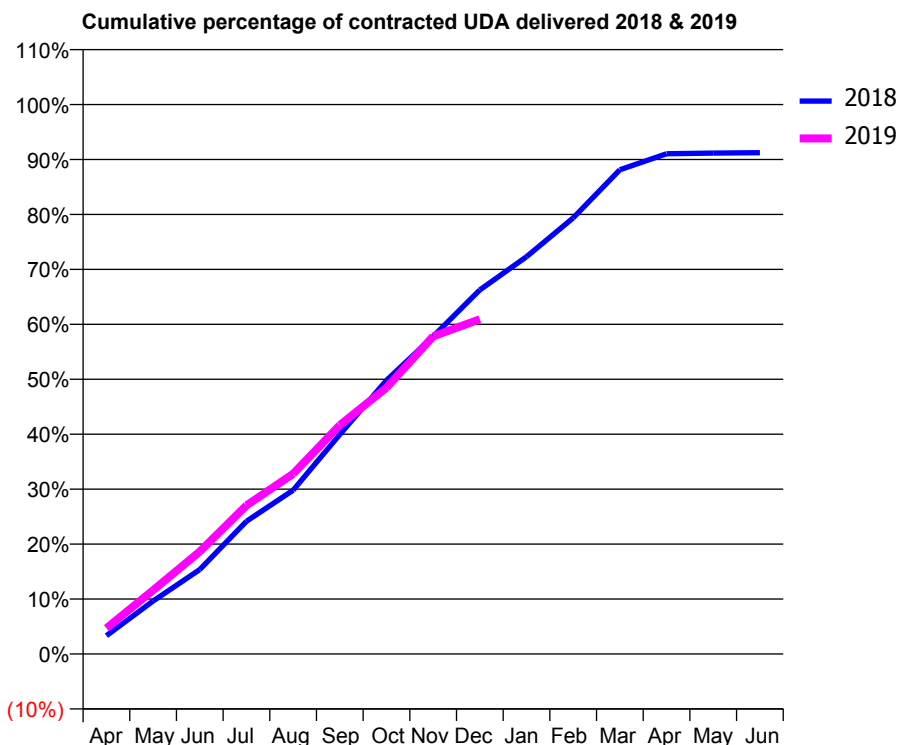
18/19 Contracted general activity (UDA)	17,000
Carry forward general activity (UDA)	0
18/19 Contracted orthodontic activity (UOA)	0
Carry forward orthodontic activity (UOA)	0
Baseline contract value	£439,698.96

ACCESS*

Patients seen in 24 months	Total	Change since previous quarter
Quarter ending December 2017	4,965	
Quarter ending March 2018	4,866	↓
Quarter ending June 2018	4,848	→
Quarter ending September 2018	4,854	→
Quarter ending December 2018	4,819	→
Variance since December 2017	(2.9%)	↓



ACTIVITY



Adjusted Scheduled Activity (UDA)		
Month	2018	2019
April	567	798
May	1,641	1,974
June	2,615	3,172
July	4,108	4,600
August	5,068	5,577
September	6,794	7,082
October	8,466	8,239
November	9,825	9,827
December	11,263	10,358
January	12,290	
February	13,491	
March	14,982	
April	15,476	
May	15,496	
June	15,509	

QUALITY

	Quantity	Base Number	Contract	AT	Region	England
% of FP17s for the same patient ID Re-attending within 3 months - Children	84	1,254	6.7%	10.2%	11.8%	11.8%
% of FP17s for the same patient ID Re-attending within 3 months - Adults	431	2,539	17.0%	15.4%	16.7%	15.6%
% of FP17s for the same patient ID Re-attending between 3 & 9 months - Children	602	1,254	48.0%	49.0%	48.6%	58.8%
% of FP17s for the same patient ID Re-attending between 3 & 9 months - Adults	800	2,539	31.5%	38.7%	39.1%	51.0%
% of FP17s for Band 1 Urgent Courses	518	3,591	14.4%	10.2%	10.6%	9.0%
% of FP17s Relating to Free Repair or Replacements	8	3,591	0.2%	0.6%	0.5%	0.8%
% of FP17s Relating to Continuations	15	3,591	0.4%	0.9%	0.7%	0.9%
% of Patients satisfied with the dentistry they have received	0	0	N/A	91.8%	90.2%	93.2%
% of Patients satisfied with the time they had to wait for an appointment	0	0	N/A	87.2%	85.0%	88.3%

* This is based on patients treated on this contract for their most recent course of treatment. Figures in italics indicate the base number of FP17s or Patient Questionnaire responses are less than 100. N/A is shown where the base number of responses is less than 10 during the period. % is calculated as Quantity/Base number*100

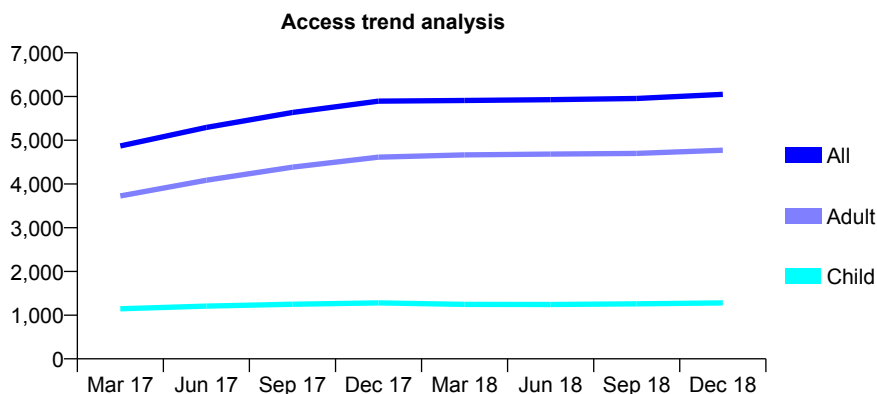
Q63 - Vital Signs At a Glance Contract Report for 775215/0010 - December 2018

Name or company name	MR C PATEL
Contract type name	GDS Contract
Purpose of contract	General and Orthodontic
Contract start date	01/01/2016
Contract end date	

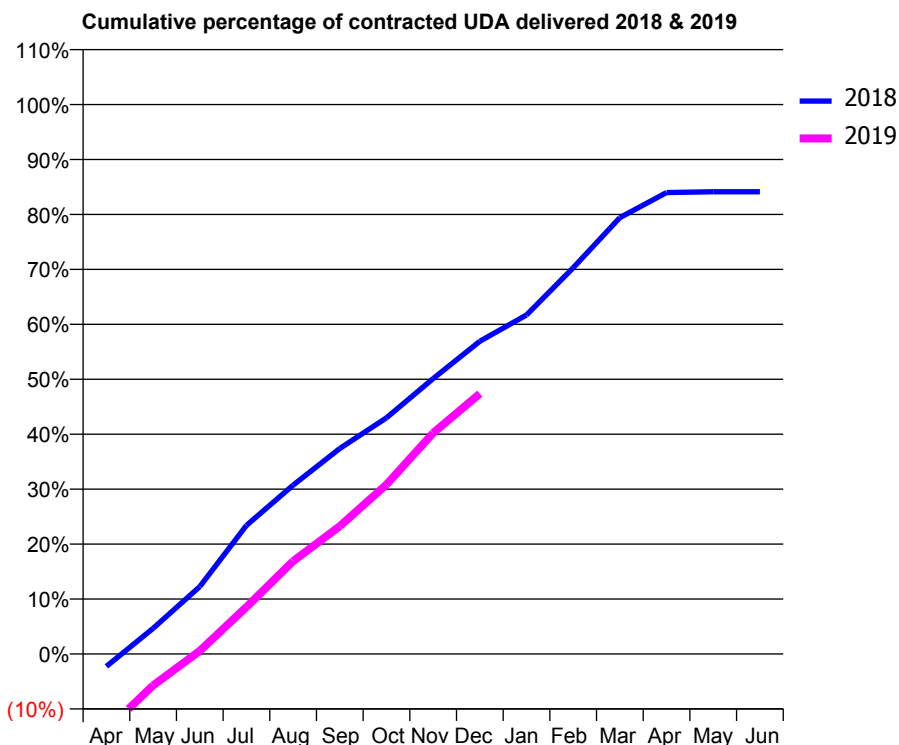
18/19 Contracted general activity (UDA)	23,346
Carry forward general activity (UDA)	3,708
18/19 Contracted orthodontic activity (UOA)	326
Carry forward orthodontic activity (UOA)	-7
Baseline contract value	£778,544.33

ACCESS*

Patients seen in 24 months	Total	Change since previous quarter
Quarter ending December 2017	5,893	
Quarter ending March 2018	5,911	→
Quarter ending June 2018	5,928	→
Quarter ending September 2018	5,956	→
Quarter ending December 2018	6,050	→
Variance since December 2017	2.7%	↑



ACTIVITY



Month	Adjusted Scheduled Activity (UDA)	
	2018	2019
April	-527	-3,236
May	1,092	-1,340
June	2,865	136
July	5,466	1,995
August	7,175	3,943
September	8,736	5,431
October	10,039	7,197
November	11,701	9,388
December	13,290	11,063
January	14,402	
February	16,412	
March	18,539	
April	19,607	
May	19,638	
June	19,638	

QUALITY

	Quantity	Base Number	Contract	AT	Region	England
% of FP17s for the same patient ID Re-attending within 3 months - Children	130	1,244	10.5%	10.2%	11.8%	11.8%
% of FP17s for the same patient ID Re-attending within 3 months - Adults	487	4,037	12.1%	15.4%	16.7%	15.6%
% of FP17s for the same patient ID Re-attending between 3 & 9 months - Children	500	1,244	40.2%	49.0%	48.6%	58.8%
% of FP17s for the same patient ID Re-attending between 3 & 9 months - Adults	1,598	4,037	39.6%	38.7%	39.1%	51.0%
% of FP17s for Band 1 Urgent Courses	566	4,876	11.6%	10.2%	10.6%	9.0%
% of FP17s Relating to Free Repair or Replacements	20	4,876	0.4%	0.6%	0.5%	0.8%
% of FP17s Relating to Continuations	40	4,876	0.8%	0.9%	0.7%	0.9%
% of Patients satisfied with the dentistry they have received	1	1	N/A	91.8%	90.2%	93.2%
% of Patients satisfied with the time they had to wait for an appointment	1	1	N/A	87.2%	85.0%	88.3%

* This is based on patients treated on this contract for their most recent course of treatment. Figures in italics indicate the base number of FP17s or Patient Questionnaire responses are less than 100. N/A is shown where the base number of responses is less than 10 during the period. % is calculated as Quantity/Base number*100

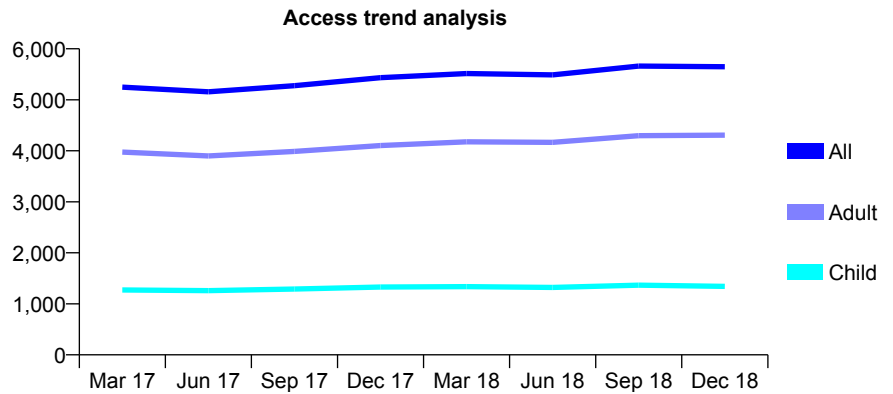
Q63 - Vital Signs At a Glance Contract Report for 775304/0001 - December 2018

Name or company name	Mrs Megha Deval
Contract type name	GDS Contract
Purpose of contract	General
Contract start date	19/04/2008
Contract end date	

18/19 Contracted general activity (UDA)	15,500
Carry forward general activity (UDA)	-137
18/19 Contracted orthodontic activity (UOA)	0
Carry forward orthodontic activity (UOA)	0
Baseline contract value	£361,565.40

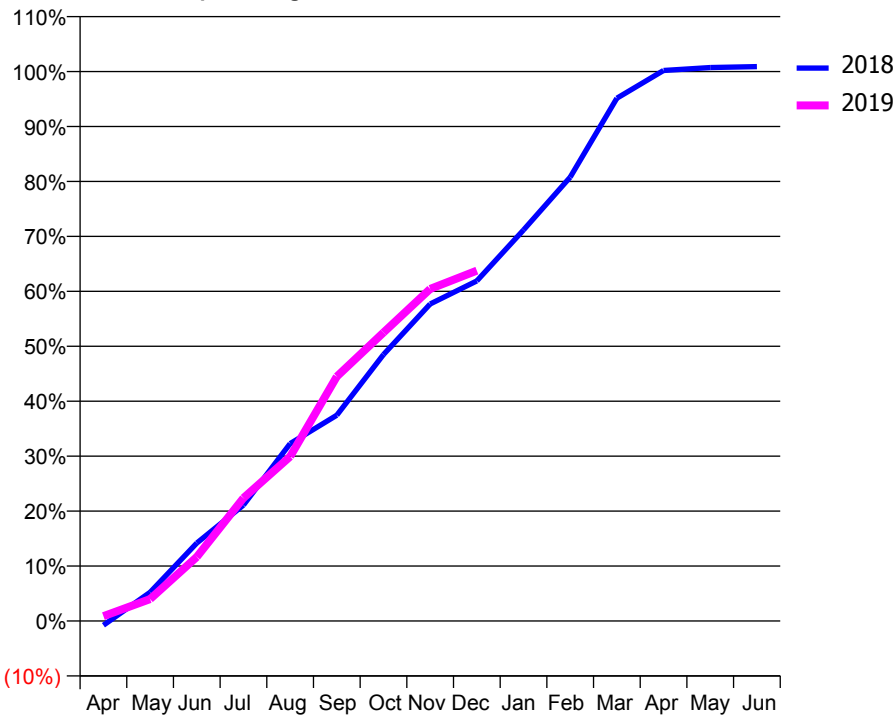
ACCESS*

Patients seen in 24 months	Total	Change since previous quarter
Quarter ending December 2017	5,433	
Quarter ending March 2018	5,515	→
Quarter ending June 2018	5,488	→
Quarter ending September 2018	5,661	↑
Quarter ending December 2018	5,649	→
Variance since December 2017	4.0%	↑



ACTIVITY

Cumulative percentage of contracted UDA delivered 2018 & 2019



Month	Adjusted Scheduled Activity (UDA)	
	2018	2019
April	-124	137
May	810	619
June	2,197	1,809
July	3,269	3,469
August	5,004	4,638
September	5,807	6,896
October	7,517	8,139
November	8,944	9,368
December	9,592	9,883
January	11,029	
February	12,521	
March	14,748	
April	15,528	
May	15,610	
June	15,637	

QUALITY

	Quantity	Base Number	Contract	AT	Region	England
% of FP17s for the same patient ID Re-attending within 3 months - Children	86	929	9.3%	10.2%	11.8%	11.8%
% of FP17s for the same patient ID Re-attending within 3 months - Adults	455	2,887	15.8%	15.4%	16.7%	15.6%
% of FP17s for the same patient ID Re-attending between 3 & 9 months - Children	320	929	34.4%	49.0%	48.6%	58.8%
% of FP17s for the same patient ID Re-attending between 3 & 9 months - Adults	836	2,887	29.0%	38.7%	39.1%	51.0%
% of FP17s for Band 1 Urgent Courses	474	3,522	13.5%	10.2%	10.6%	9.0%
% of FP17s Relating to Free Repair or Replacements	36	3,522	1.0%	0.6%	0.5%	0.8%
% of FP17s Relating to Continuations	40	3,522	1.1%	0.9%	0.7%	0.9%
% of Patients satisfied with the dentistry they have received	1	1	N/A	91.8%	90.2%	93.2%
% of Patients satisfied with the time they had to wait for an appointment	1	1	N/A	87.2%	85.0%	88.3%

* This is based on patients treated on this contract for their most recent course of treatment. Figures in italics indicate the base number of FP17s or Patient Questionnaire responses are less than 100. N/A is shown where the base number of responses is less than 10 during the period. % is calculated as Quantity/Base number*100

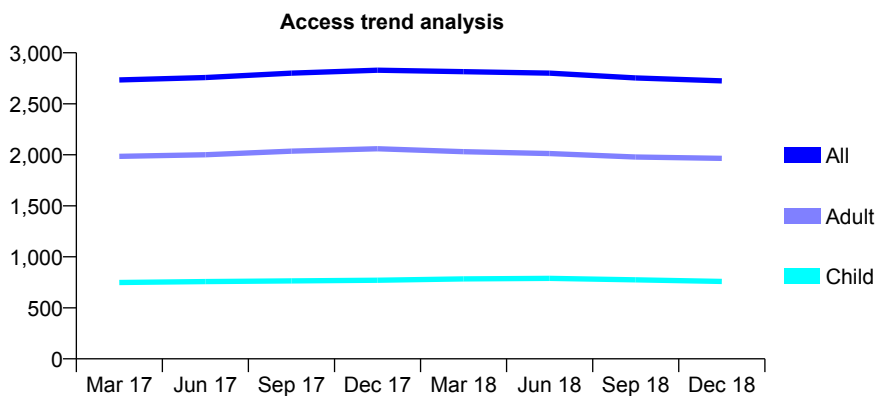
Q63 - Vital Signs At a Glance Contract Report for 776513/0002 - December 2018

Name or company name	MS P GUPTA
Contract type name	GDS Contract
Purpose of contract	General
Contract start date	09/03/2007
Contract end date	

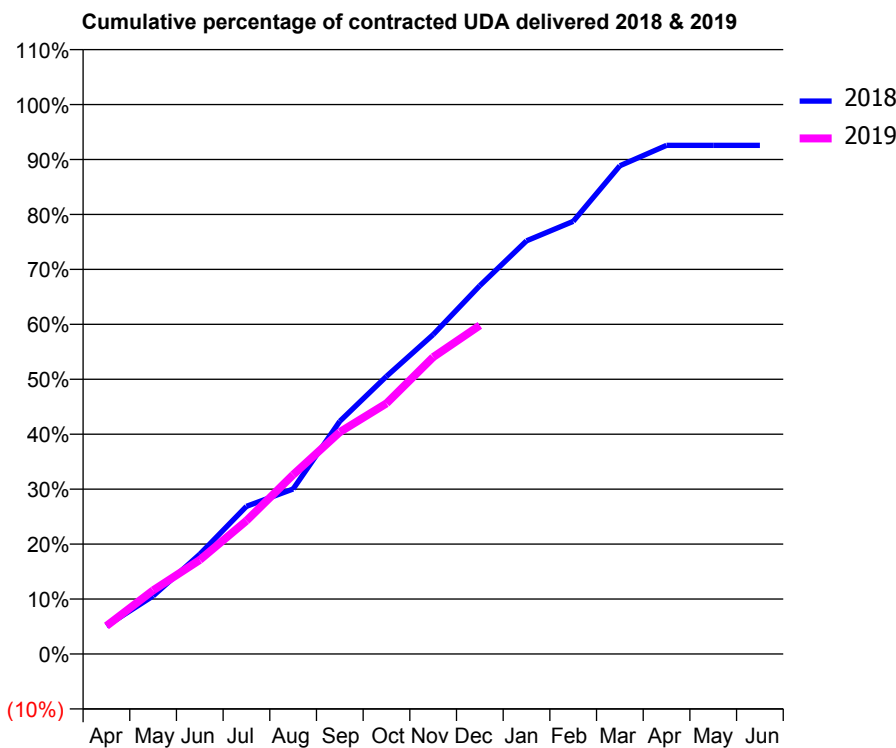
18/19 Contracted general activity (UDA)	7,716
Carry forward general activity (UDA)	0
18/19 Contracted orthodontic activity (UOA)	0
Carry forward orthodontic activity (UOA)	0
Baseline contract value	£204,543.46

ACCESS*

Patients seen in 24 months	Total	Change since previous quarter
Quarter ending December 2017	2,830	
Quarter ending March 2018	2,815	→
Quarter ending June 2018	2,801	→
Quarter ending September 2018	2,753	↓
Quarter ending December 2018	2,725	↓
Variance since December 2017	(3.7%)	↓



ACTIVITY



Month	Adjusted Scheduled Activity (UDA)	
	2018	2019
April	395	394
May	815	894
June	1,402	1,321
July	2,074	1,872
August	2,317	2,517
September	3,268	3,116
October	3,900	3,519
November	4,485	4,169
December	5,173	4,614
January	5,801	
February	6,076	
March	6,857	
April	7,143	
May	7,142	
June	7,142	

QUALITY

	Quantity	Base Number	Contract	AT	Region	England
% of FP17s for the same patient ID Re-attending within 3 months - Children	77	739	10.4%	10.2%	11.8%	11.8%
% of FP17s for the same patient ID Re-attending within 3 months - Adults	348	1,891	18.4%	15.4%	16.7%	15.6%
% of FP17s for the same patient ID Re-attending between 3 & 9 months - Children	374	739	50.6%	49.0%	48.6%	58.8%
% of FP17s for the same patient ID Re-attending between 3 & 9 months - Adults	862	1,891	45.6%	38.7%	39.1%	51.0%
% of FP17s for Band 1 Urgent Courses	214	2,478	8.6%	10.2%	10.6%	9.0%
% of FP17s Relating to Free Repair or Replacements	31	2,478	1.3%	0.6%	0.5%	0.8%
% of FP17s Relating to Continuations	59	2,478	2.4%	0.9%	0.7%	0.9%
% of Patients satisfied with the dentistry they have received	1	1	N/A	91.8%	90.2%	93.2%
% of Patients satisfied with the time they had to wait for an appointment	1	1	N/A	87.2%	85.0%	88.3%

* This is based on patients treated on this contract for their most recent course of treatment. Figures in italics indicate the base number of FP17s or Patient Questionnaire responses are less than 100. N/A is shown where the base number of responses is less than 10 during the period. % is calculated as Quantity/Base number*100

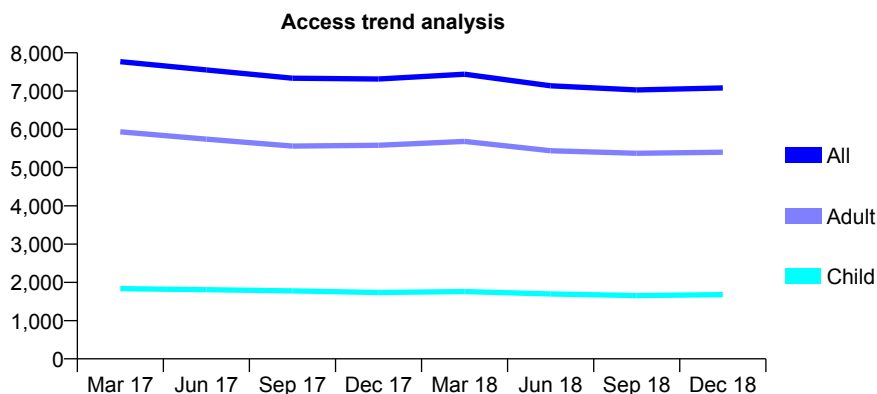
Q63 - Vital Signs At a Glance Contract Report for 781584/0001 - December 2018

Name or company name	MR M KANANI
Contract type name	GDS Contract
Purpose of contract	General
Contract start date	01/04/2007
Contract end date	

18/19 Contracted general activity (UDA)	26,302
Carry forward general activity (UDA)	478
18/19 Contracted orthodontic activity (UOA)	0
Carry forward orthodontic activity (UOA)	0
Baseline contract value	£716,735.36

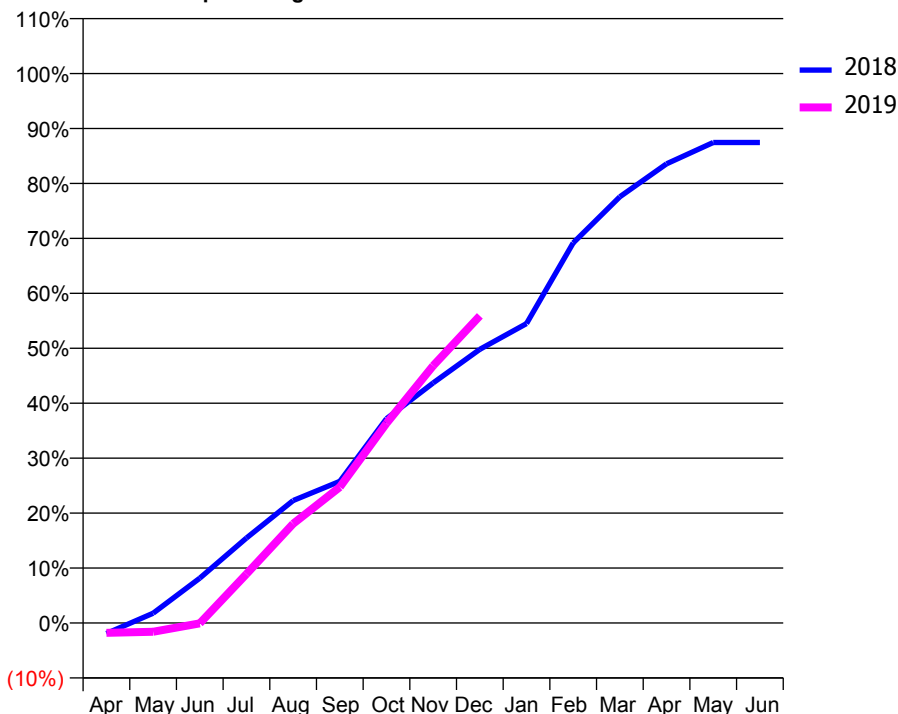
ACCESS*

Patients seen in 24 months	Total	Change since previous quarter
Quarter ending December 2017	7,316	
Quarter ending March 2018	7,439	→
Quarter ending June 2018	7,137	↓
Quarter ending September 2018	7,029	↓
Quarter ending December 2018	7,080	→
Variance since December 2017	(3.2%)	↓



ACTIVITY

Cumulative percentage of contracted UDA delivered 2018 & 2019



Month	Adjusted Scheduled Activity (UDA)	
	2018	2019
April	-509	-478
May	472	-421
June	2,151	-19
July	4,068	2,345
August	5,864	4,751
September	6,784	6,505
October	9,779	9,556
November	11,491	12,316
December	13,101	14,703
January	14,333	
February	18,191	
March	20,402	
April	21,976	
May	23,000	
June	23,000	

QUALITY

	Quantity	Base Number	Contract	AT	Region	England
% of FP17s for the same patient ID Re-attending within 3 months - Children	130	1,288	10.1%	10.2%	11.8%	11.8%
% of FP17s for the same patient ID Re-attending within 3 months - Adults	659	4,107	16.0%	15.4%	16.7%	15.6%
% of FP17s for the same patient ID Re-attending between 3 & 9 months - Children	385	1,288	29.9%	49.0%	48.6%	58.8%
% of FP17s for the same patient ID Re-attending between 3 & 9 months - Adults	1,098	4,107	26.7%	38.7%	39.1%	51.0%
% of FP17s for Band 1 Urgent Courses	852	4,374	19.5%	10.2%	10.6%	9.0%
% of FP17s Relating to Free Repair or Replacements	0	4,374	0.0%	0.6%	0.5%	0.8%
% of FP17s Relating to Continuations	46	4,374	1.1%	0.9%	0.7%	0.9%
% of Patients satisfied with the dentistry they have received	1	1	N/A	91.8%	90.2%	93.2%
% of Patients satisfied with the time they had to wait for an appointment	1	1	N/A	87.2%	85.0%	88.3%

* This is based on patients treated on this contract for their most recent course of treatment. Figures in italics indicate the base number of FP17s or Patient Questionnaire responses are less than 100. N/A is shown where the base number of responses is less than 10 during the period. % is calculated as Quantity/Base number*100

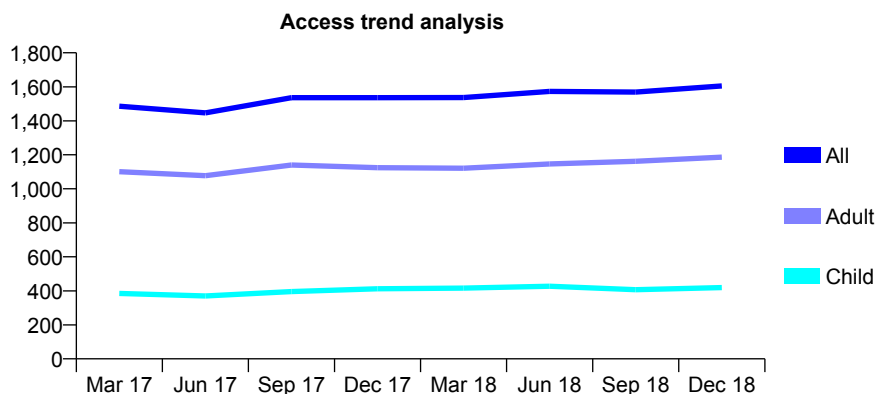
Q63 - Vital Signs At a Glance Contract Report for 781789/0001 - December 2018

Name or company name	L Haghgozar & Mohammed Najafi
Contract type name	GDS Contract
Purpose of contract	General
Contract start date	01/04/2006
Contract end date	

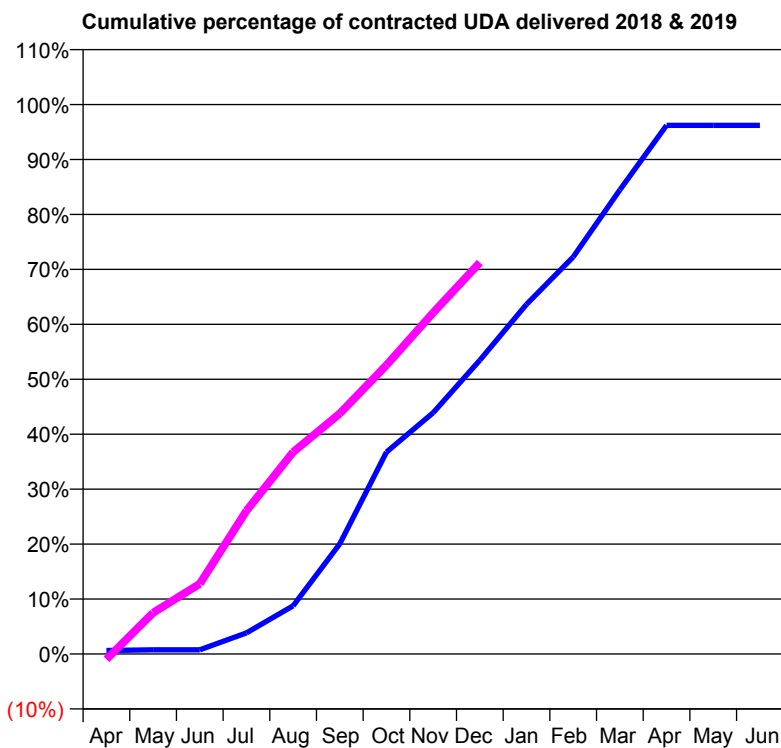
18/19 Contracted general activity (UDA)	5,596
Carry forward general activity (UDA)	212
18/19 Contracted orthodontic activity (UOA)	0
Carry forward orthodontic activity (UOA)	0
Baseline contract value	£161,793.65

ACCESS*

Patients seen in 24 months	Total	Change since previous quarter
Quarter ending December 2017	1,536	
Quarter ending March 2018	1,537	→
Quarter ending June 2018	1,573	↑
Quarter ending September 2018	1,569	→
Quarter ending December 2018	1,605	↑
Variance since December 2017	4.5%	↑



ACTIVITY



Month	Adjusted Scheduled Activity (UDA)	
	2018	2019
April	36	-55
May	42	420
June	42	715
July	215	1,459
August	491	2,057
September	1,123	2,449
October	2,057	2,942
November	2,457	3,476
December	2,992	3,986
January	3,561	
February	4,043	
March	4,726	
April	5,384	
May	5,384	
June	5,384	

QUALITY

	Quantity	Base Number	Contract	AT	Region	England
% of FP17s for the same patient ID Re-attending within 3 months - Children	27	408	6.6%	10.2%	11.8%	11.8%
% of FP17s for the same patient ID Re-attending within 3 months - Adults	150	1,037	14.5%	15.4%	16.7%	15.6%
% of FP17s for the same patient ID Re-attending between 3 & 9 months - Children	184	408	45.1%	49.0%	48.6%	58.8%
% of FP17s for the same patient ID Re-attending between 3 & 9 months - Adults	386	1,037	37.2%	38.7%	39.1%	51.0%
% of FP17s for Band 1 Urgent Courses	159	1,300	12.2%	10.2%	10.6%	9.0%
% of FP17s Relating to Free Repair or Replacements	3	1,300	0.2%	0.6%	0.5%	0.8%
% of FP17s Relating to Continuations	2	1,300	0.2%	0.9%	0.7%	0.9%
% of Patients satisfied with the dentistry they have received	0	0	N/A	91.8%	90.2%	93.2%
% of Patients satisfied with the time they had to wait for an appointment	0	0	N/A	87.2%	85.0%	88.3%

* This is based on patients treated on this contract for their most recent course of treatment. Figures in italics indicate the base number of FP17s or Patient Questionnaire responses are less than 100. N/A is shown where the base number of responses is less than 10 during the period. % is calculated as Quantity/Base number*100

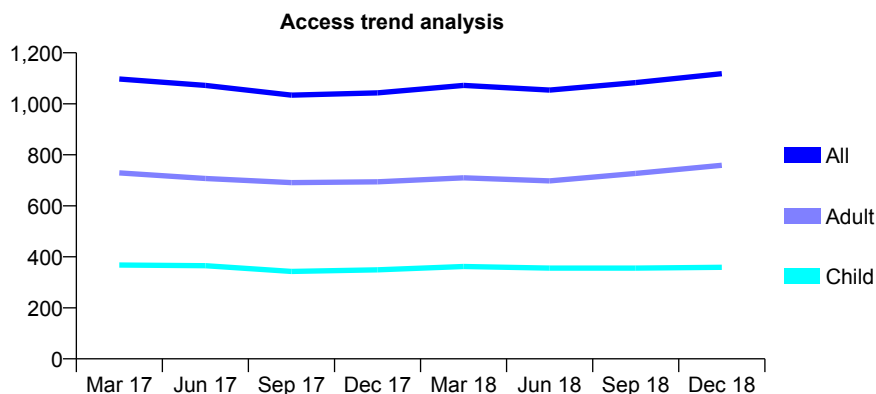
Q63 - Vital Signs At a Glance Contract Report for 781819/0001 - December 2018

Name or company name	MRS I AZENABOR
Contract type name	GDS Contract
Purpose of contract	General
Contract start date	01/04/2011
Contract end date	

18/19 Contracted general activity (UDA)	2,519
Carry forward general activity (UDA)	-39
18/19 Contracted orthodontic activity (UOA)	0
Carry forward orthodontic activity (UOA)	0
Baseline contract value	£66,502.74

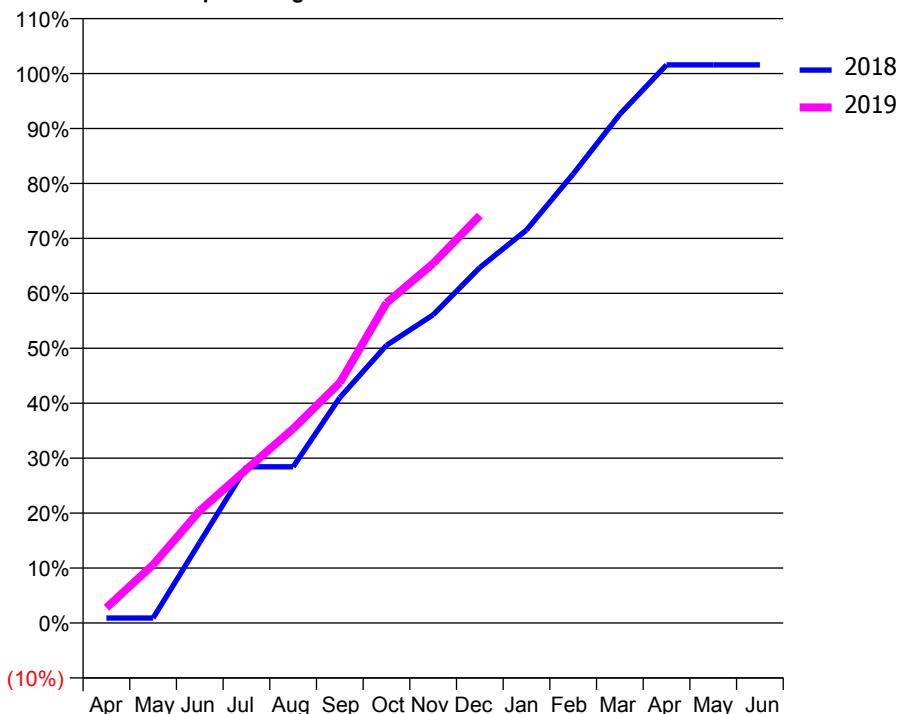
ACCESS*

Patients seen in 24 months	Total	Change since previous quarter
Quarter ending December 2017	1,043	
Quarter ending March 2018	1,072	↑
Quarter ending June 2018	1,054	↓
Quarter ending September 2018	1,083	↑
Quarter ending December 2018	1,118	↑
Variance since December 2017	7.2%	↑



ACTIVITY

Cumulative percentage of contracted UDA delivered 2018 & 2019



Month	Adjusted Scheduled Activity (UDA)	
	2018	2019
April	23	70
May	23	267
June	370	515
July	716	705
August	716	891
September	1,033	1,102
October	1,273	1,467
November	1,413	1,649
December	1,630	1,868
January	1,802	
February	2,059	
March	2,333	
April	2,558	
May	2,558	
June	2,558	

QUALITY

	Quantity	Base Number	Contract	AT	Region	England
% of FP17s for the same patient ID Re-attending within 3 months - Children	13	304	4.3%	10.2%	11.8%	11.8%
% of FP17s for the same patient ID Re-attending within 3 months - Adults	61	602	10.1%	15.4%	16.7%	15.6%
% of FP17s for the same patient ID Re-attending between 3 & 9 months - Children	134	304	44.1%	49.0%	48.6%	58.8%
% of FP17s for the same patient ID Re-attending between 3 & 9 months - Adults	241	602	40.0%	38.7%	39.1%	51.0%
% of FP17s for Band 1 Urgent Courses	63	836	7.5%	10.2%	10.6%	9.0%
% of FP17s Relating to Free Repair or Replacements	2	836	0.2%	0.6%	0.5%	0.8%
% of FP17s Relating to Continuations	1	836	0.1%	0.9%	0.7%	0.9%
% of Patients satisfied with the dentistry they have received	2	2	N/A	91.8%	90.2%	93.2%
% of Patients satisfied with the time they had to wait for an appointment	2	2	N/A	87.2%	85.0%	88.3%

* This is based on patients treated on this contract for their most recent course of treatment. Figures in italics indicate the base number of FP17s or Patient Questionnaire responses are less than 100. N/A is shown where the base number of responses is less than 10 during the period. % is calculated as Quantity/Base number*100

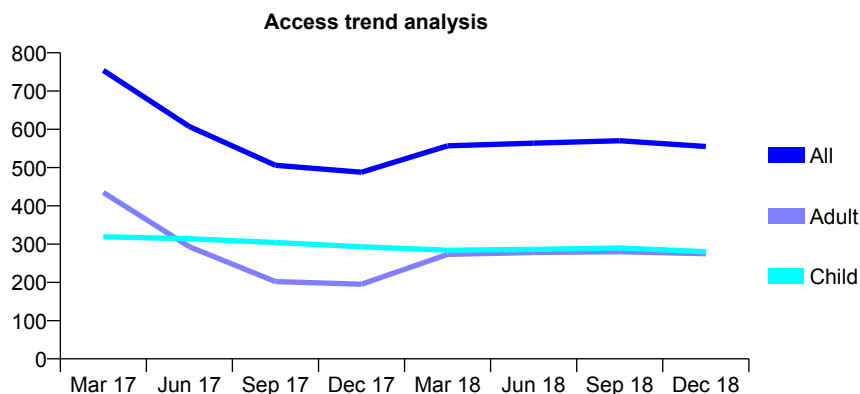
Q63 - Vital Signs At a Glance Contract Report for 794694/0001 - December 2018

Name or company name	Shirley Park Dental Surgery
Contract type name	GDS Contract
Purpose of contract	General
Contract start date	01/04/2006
Contract end date	

18/19 Contracted general activity (UDA)	1,344
Carry forward general activity (UDA)	1
18/19 Contracted orthodontic activity (UOA)	0
Carry forward orthodontic activity (UOA)	0
Baseline contract value	£30,827.43

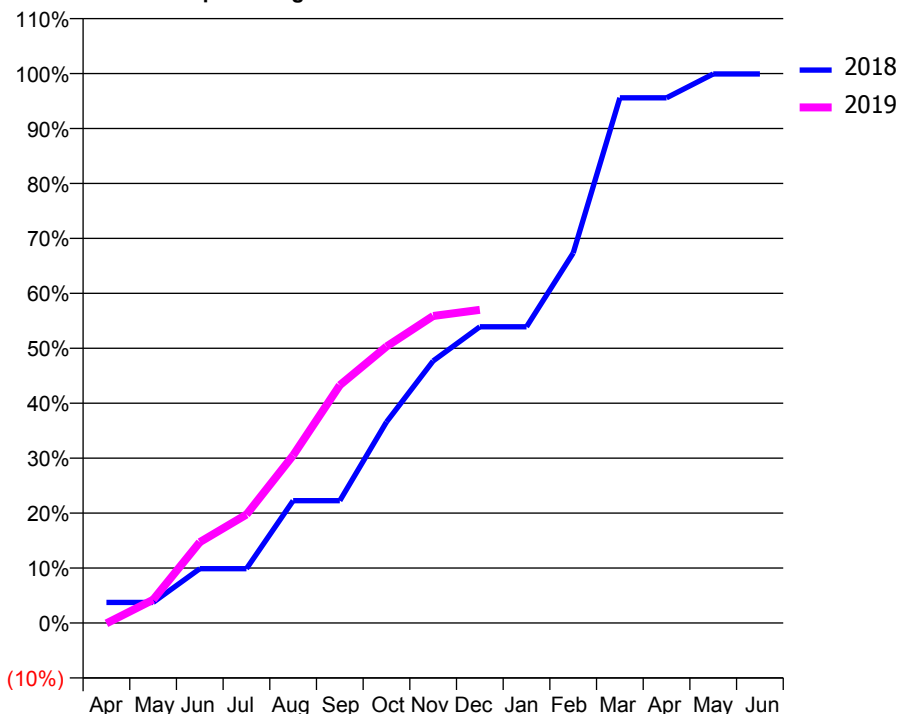
ACCESS*

Patients seen in 24 months	Total	Change since previous quarter
Quarter ending December 2017	488	
Quarter ending March 2018	557	↑
Quarter ending June 2018	564	→
Quarter ending September 2018	570	→
Quarter ending December 2018	555	↓
Variance since December 2017	13.7%	↑



ACTIVITY

Cumulative percentage of contracted UDA delivered 2018 & 2019



Month	Adjusted Scheduled Activity (UDA)	
	2018	2019
April	50	-1
May	50	57
June	133	198
July	133	265
August	299	410
September	299	582
October	492	676
November	641	751
December	724	766
January	724	
February	905	
March	1,285	
April	1,285	
May	1,343	
June	1,343	

QUALITY

	Quantity	Base Number	Contract	AT	Region	England
% of FP17s for the same patient ID Re-attending within 3 months - Children	44	333	13.2%	10.2%	11.8%	11.8%
% of FP17s for the same patient ID Re-attending within 3 months - Adults	24	125	19.2%	15.4%	16.7%	15.6%
% of FP17s for the same patient ID Re-attending between 3 & 9 months - Children	201	333	60.4%	49.0%	48.6%	58.8%
% of FP17s for the same patient ID Re-attending between 3 & 9 months - Adults	60	125	48.0%	38.7%	39.1%	51.0%
% of FP17s for Band 1 Urgent Courses	21	435	4.8%	10.2%	10.6%	9.0%
% of FP17s Relating to Free Repair or Replacements	2	435	0.5%	0.6%	0.5%	0.8%
% of FP17s Relating to Continuations	1	435	0.2%	0.9%	0.7%	0.9%
% of Patients satisfied with the dentistry they have received	0	0	N/A	91.8%	90.2%	93.2%
% of Patients satisfied with the time they had to wait for an appointment	0	0	N/A	87.2%	85.0%	88.3%

* This is based on patients treated on this contract for their most recent course of treatment. Figures in italics indicate the base number of FP17s or Patient Questionnaire responses are less than 100. N/A is shown where the base number of responses is less than 10 during the period. % is calculated as Quantity/Base number*100

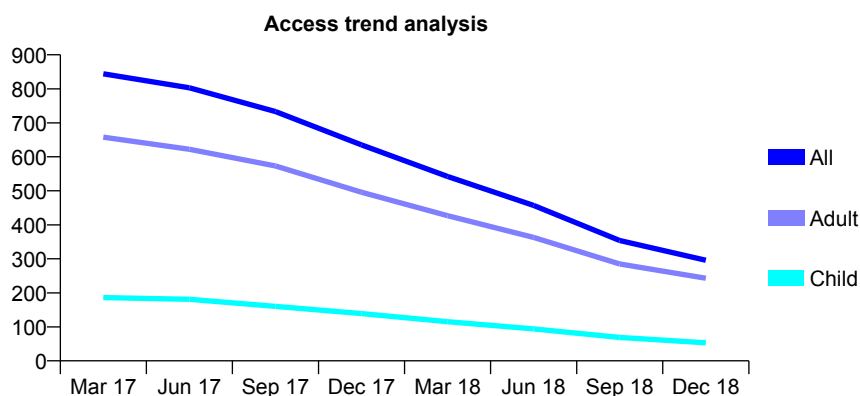
Q63 - Vital Signs At a Glance Contract Report for 795860/0001 - December 2018

Name or company name	MR S KHAN
Contract type name	GDS Contract
Purpose of contract	General
Contract start date	01/04/2006
Contract end date	01/05/2018

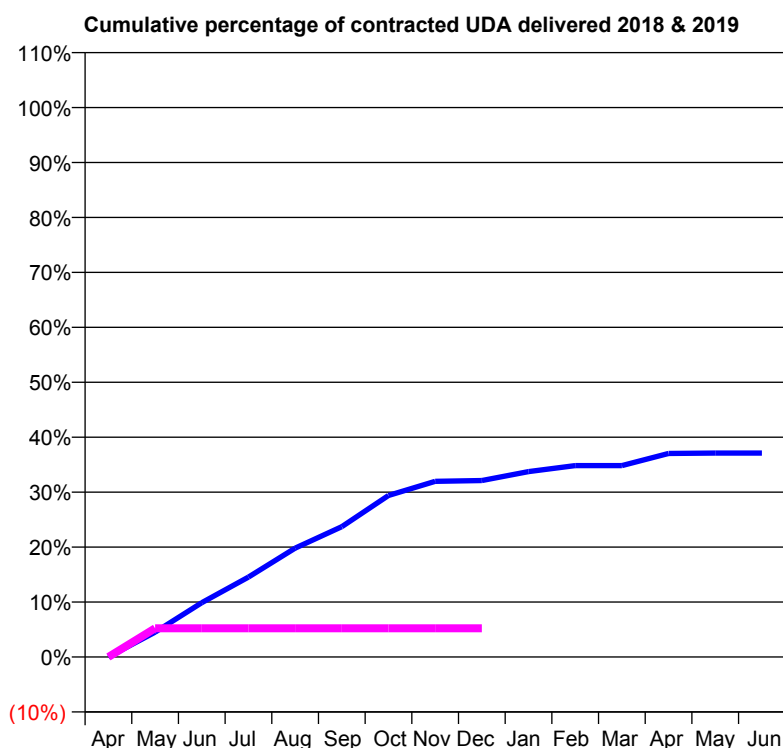
18/19 Contracted general activity (UDA)	344
Carry forward general activity (UDA)	0
18/19 Contracted orthodontic activity (UOA)	0
Carry forward orthodontic activity (UOA)	0
Baseline contract value	£8,489.97

ACCESS*

Patients seen in 24 months	Total	Change since previous quarter
Quarter ending December 2017	635	
Quarter ending March 2018	542	↓
Quarter ending June 2018	457	↓
Quarter ending September 2018	354	↓
Quarter ending December 2018	296	↓
Variance since December 2017	(53.4%)	↓



ACTIVITY



Month	Adjusted Scheduled Activity (UDA)	
	2018	2019
April	0	0
May	181	18
June	396	18
July	582	18
August	793	18
September	949	18
October	1,176	18
November	1,279	18
December	1,285	18
January	1,350	
February	1,393	
March	1,393	
April	1,482	
May	1,485	
June	1,485	

QUALITY

	Quantity	Base Number	Contract	AT	Region	England
% of FP17s for the same patient ID Re-attending within 3 months - Children	0	10	0.0%	10.2%	11.8%	11.8%
% of FP17s for the same patient ID Re-attending within 3 months - Adults	0	28	0.0%	15.4%	16.7%	15.6%
% of FP17s for the same patient ID Re-attending between 3 & 9 months - Children	6	10	60.0%	49.0%	48.6%	58.8%
% of FP17s for the same patient ID Re-attending between 3 & 9 months - Adults	12	28	42.9%	38.7%	39.1%	51.0%
% of FP17s for Band 1 Urgent Courses	0	6	0.0%	10.2%	10.6%	9.0%
% of FP17s Relating to Free Repair or Replacements	0	6	0.0%	0.6%	0.5%	0.8%
% of FP17s Relating to Continuations	0	6	0.0%	0.9%	0.7%	0.9%
% of Patients satisfied with the dentistry they have received	0	0	N/A	91.8%	90.2%	93.2%
% of Patients satisfied with the time they had to wait for an appointment	0	0	N/A	87.2%	85.0%	88.3%

* This is based on patients treated on this contract for their most recent course of treatment. Figures in italics indicate the base number of FP17s or Patient Questionnaire responses are less than 100. N/A is shown where the base number of responses is less than 10 during the period. % is calculated as Quantity/Base number*100

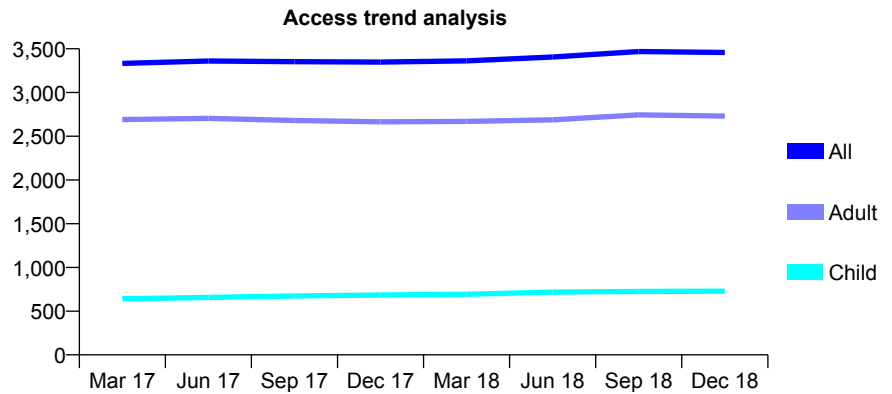
Q63 - Vital Signs At a Glance Contract Report for 801011/0001 - December 2018

Name or company name	MR H KELAY
Contract type name	GDS Contract
Purpose of contract	General
Contract start date	01/04/2006
Contract end date	

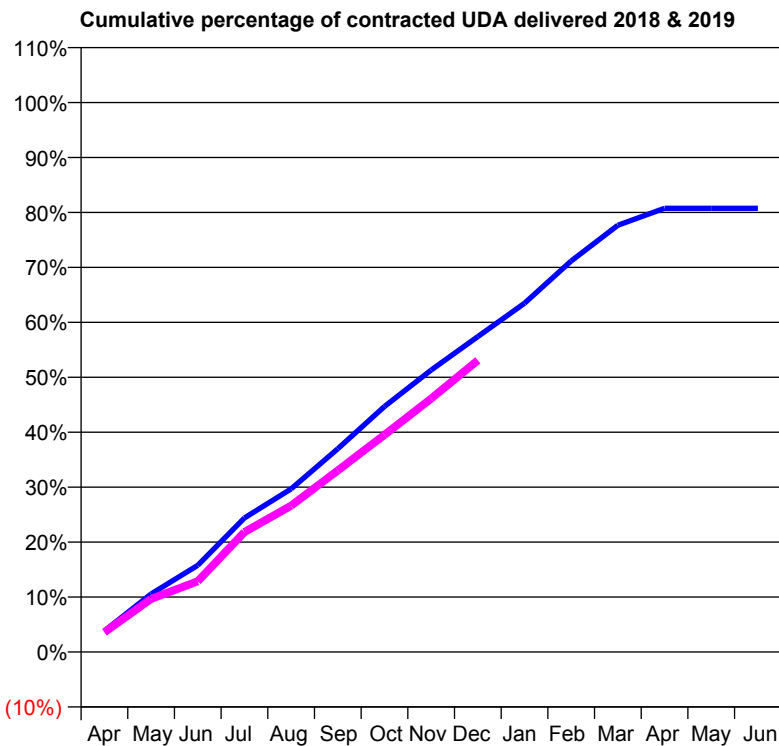
18/19 Contracted general activity (UDA)	11,000
Carry forward general activity (UDA)	0
18/19 Contracted orthodontic activity (UOA)	0
Carry forward orthodontic activity (UOA)	0
Baseline contract value	£257,902.14

ACCESS*

Patients seen in 24 months	Total	Change since previous quarter
Quarter ending December 2017	3,349	
Quarter ending March 2018	3,362	→
Quarter ending June 2018	3,406	→
Quarter ending September 2018	3,469	→
Quarter ending December 2018	3,458	→
Variance since December 2017	3.3%	↑



ACTIVITY



Adjusted Scheduled Activity (UDA)		
Month	2018	2019
April	423	393
May	1,162	1,063
June	1,738	1,416
July	2,683	2,401
August	3,265	2,930
September	4,070	3,635
October	4,916	4,347
November	5,645	5,074
December	6,314	5,839
January	6,983	
February	7,829	
March	8,544	
April	8,882	
May	8,882	
June	8,882	

QUALITY

	Quantity	Base Number	Contract	AT	Region	England
% of FP17s for the same patient ID Re-attending within 3 months - Children	58	593	9.8%	10.2%	11.8%	11.8%
% of FP17s for the same patient ID Re-attending within 3 months - Adults	346	2,262	15.3%	15.4%	16.7%	15.6%
% of FP17s for the same patient ID Re-attending between 3 & 9 months - Children	221	593	37.3%	49.0%	48.6%	58.8%
% of FP17s for the same patient ID Re-attending between 3 & 9 months - Adults	838	2,262	37.0%	38.7%	39.1%	51.0%
% of FP17s for Band 1 Urgent Courses	153	2,293	6.7%	10.2%	10.6%	9.0%
% of FP17s Relating to Free Repair or Replacements	5	2,293	0.2%	0.6%	0.5%	0.8%
% of FP17s Relating to Continuations	76	2,293	3.3%	0.9%	0.7%	0.9%
% of Patients satisfied with the dentistry they have received	2	2	N/A	91.8%	90.2%	93.2%
% of Patients satisfied with the time they had to wait for an appointment	1	2	N/A	87.2%	85.0%	88.3%

* This is based on patients treated on this contract for their most recent course of treatment. Figures in italics indicate the base number of FP17s or Patient Questionnaire responses are less than 100. N/A is shown where the base number of responses is less than 10 during the period. % is calculated as Quantity/Base number*100

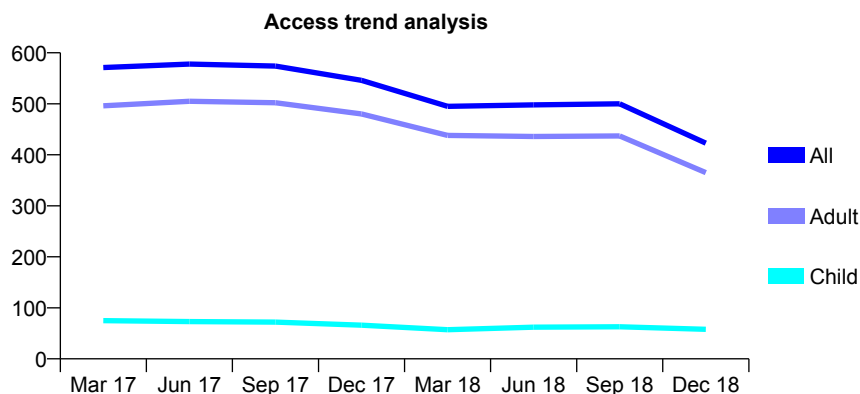
Q63 - Vital Signs At a Glance Contract Report for 801321/0002 - December 2018

Name or company name	MR AJ WEISS
Contract type name	GDS Contract
Purpose of contract	General
Contract start date	01/04/2006
Contract end date	

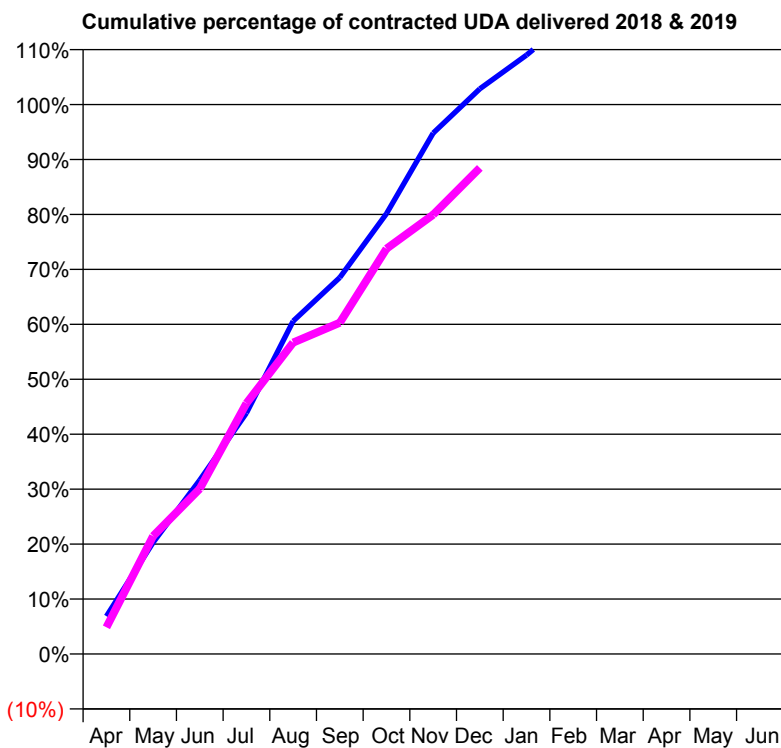
18/19 Contracted general activity (UDA)	1,200
Carry forward general activity (UDA)	-24
18/19 Contracted orthodontic activity (UOA)	0
Carry forward orthodontic activity (UOA)	0
Baseline contract value	£25,409.50

ACCESS*

Patients seen in 24 months	Total	Change since previous quarter
Quarter ending December 2017	546	
Quarter ending March 2018	495	↓
Quarter ending June 2018	498	→
Quarter ending September 2018	500	→
Quarter ending December 2018	423	↓
Variance since December 2017	(22.5%)	↓



ACTIVITY



Month	Adjusted Scheduled Activity (UDA)	
	2018	2019
April	83	58
May	244	258
June	380	361
July	526	548
August	727	680
September	822	724
October	962	885
November	1,138	959
December	1,234	1,062
January	1,308	
February	1,392	
March	1,413	
April	1,418	
May	1,418	
June	1,418	

QUALITY

	Quantity	Base Number	Contract	AT	Region	England
% of FP17s for the same patient ID Re-attending within 3 months - Children	2	85	2.4%	10.2%	11.8%	11.8%
% of FP17s for the same patient ID Re-attending within 3 months - Adults	59	525	11.2%	15.4%	16.7%	15.6%
% of FP17s for the same patient ID Re-attending between 3 & 9 months - Children	54	85	63.5%	49.0%	48.6%	58.8%
% of FP17s for the same patient ID Re-attending between 3 & 9 months - Adults	314	525	59.8%	38.7%	39.1%	51.0%
% of FP17s for Band 1 Urgent Courses	38	606	6.3%	10.2%	10.6%	9.0%
% of FP17s Relating to Free Repair or Replacements	0	606	0.0%	0.6%	0.5%	0.8%
% of FP17s Relating to Continuations	1	606	0.2%	0.9%	0.7%	0.9%
% of Patients satisfied with the dentistry they have received	0	0	N/A	91.8%	90.2%	93.2%
% of Patients satisfied with the time they had to wait for an appointment	0	0	N/A	87.2%	85.0%	88.3%

* This is based on patients treated on this contract for their most recent course of treatment. Figures in italics indicate the base number of FP17s or Patient Questionnaire responses are less than 100. N/A is shown where the base number of responses is less than 10 during the period. % is calculated as Quantity/Base number*100

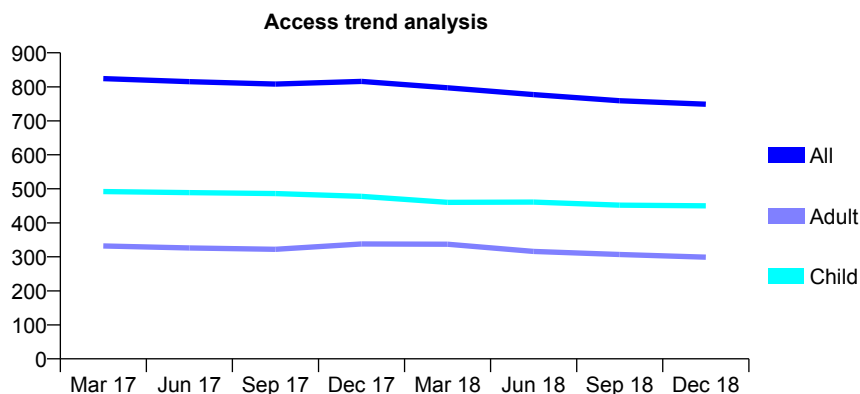
Q63 - Vital Signs At a Glance Contract Report for 801518/0001 - December 2018

Name or company name	MR DH KEEN
Contract type name	GDS Contract
Purpose of contract	General
Contract start date	01/04/2006
Contract end date	

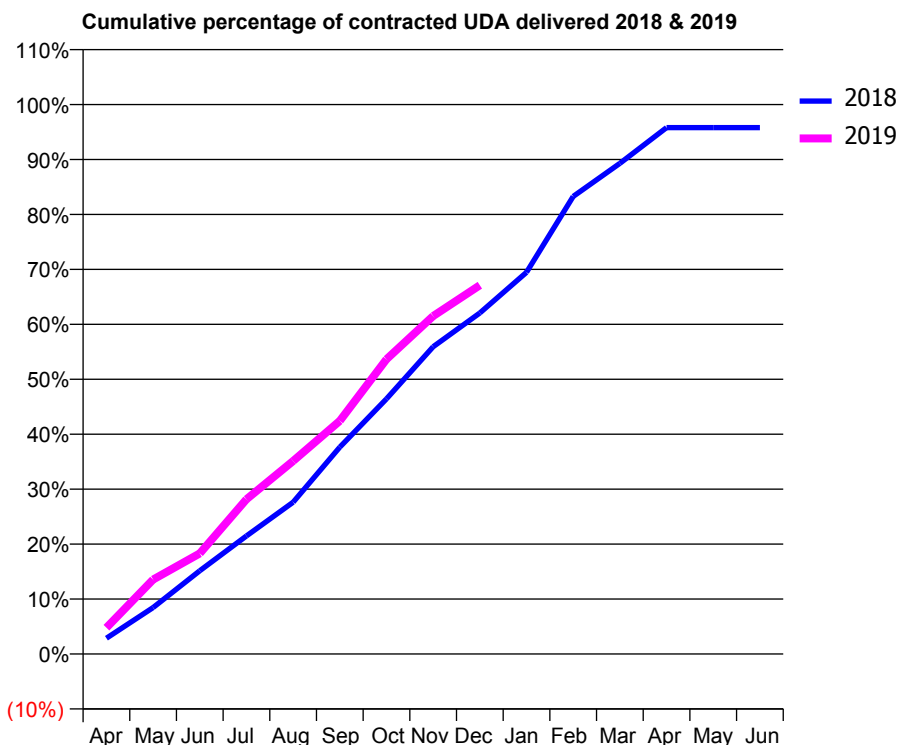
18/19 Contracted general activity (UDA)	2,287
Carry forward general activity (UDA)	0
18/19 Contracted orthodontic activity (UOA)	0
Carry forward orthodontic activity (UOA)	0
Baseline contract value	£60,548.02

ACCESS*

Patients seen in 24 months	Total	Change since previous quarter
Quarter ending December 2017	816	
Quarter ending March 2018	797	↓
Quarter ending June 2018	777	↓
Quarter ending September 2018	759	↓
Quarter ending December 2018	749	↓
Variance since December 2017	(8.2%)	↓



ACTIVITY



Month	Adjusted Scheduled Activity (UDA)	
	2018	2019
April	66	109
May	194	310
June	347	419
July	492	644
August	632	803
September	861	970
October	1,062	1,227
November	1,279	1,407
December	1,419	1,535
January	1,589	
February	1,905	
March	2,042	
April	2,191	
May	2,191	
June	2,191	

QUALITY

	Quantity	Base Number	Contract	AT	Region	England
% of FP17s for the same patient ID Re-attending within 3 months - Children	56	502	11.2%	10.2%	11.8%	11.8%
% of FP17s for the same patient ID Re-attending within 3 months - Adults	37	271	13.7%	15.4%	16.7%	15.6%
% of FP17s for the same patient ID Re-attending between 3 & 9 months - Children	273	502	54.4%	49.0%	48.6%	58.8%
% of FP17s for the same patient ID Re-attending between 3 & 9 months - Adults	152	271	56.1%	38.7%	39.1%	51.0%
% of FP17s for Band 1 Urgent Courses	28	723	3.9%	10.2%	10.6%	9.0%
% of FP17s Relating to Free Repair or Replacements	0	723	0.0%	0.6%	0.5%	0.8%
% of FP17s Relating to Continuations	0	723	0.0%	0.9%	0.7%	0.9%
% of Patients satisfied with the dentistry they have received	0	0	N/A	91.8%	90.2%	93.2%
% of Patients satisfied with the time they had to wait for an appointment	0	0	N/A	87.2%	85.0%	88.3%

* This is based on patients treated on this contract for their most recent course of treatment. Figures in italics indicate the base number of FP17s or Patient Questionnaire responses are less than 100. N/A is shown where the base number of responses is less than 10 during the period. % is calculated as Quantity/Base number*100

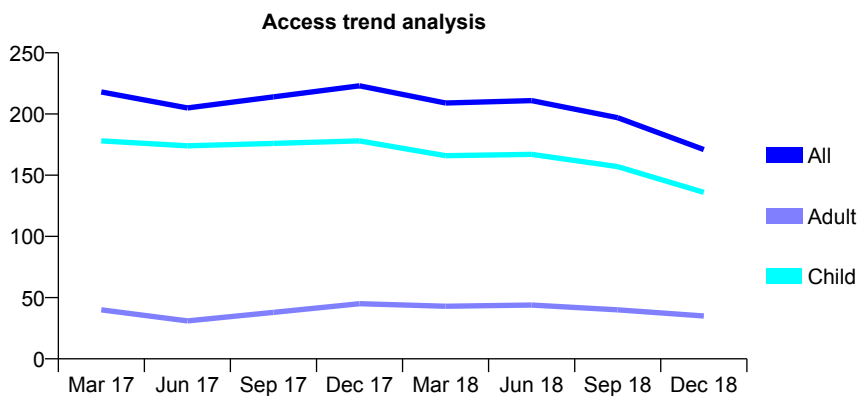
Q63 - Vital Signs At a Glance Contract Report for 801976/0001 - December 2018

Name or company name	MR BG GRUNDY
Contract type name	GDS Contract
Purpose of contract	General
Contract start date	01/04/2006
Contract end date	30/06/2018

18/19 Contracted general activity (UDA)	100
Carry forward general activity (UDA)	0
18/19 Contracted orthodontic activity (UOA)	0
Carry forward orthodontic activity (UOA)	0
Baseline contract value	£2,766.06

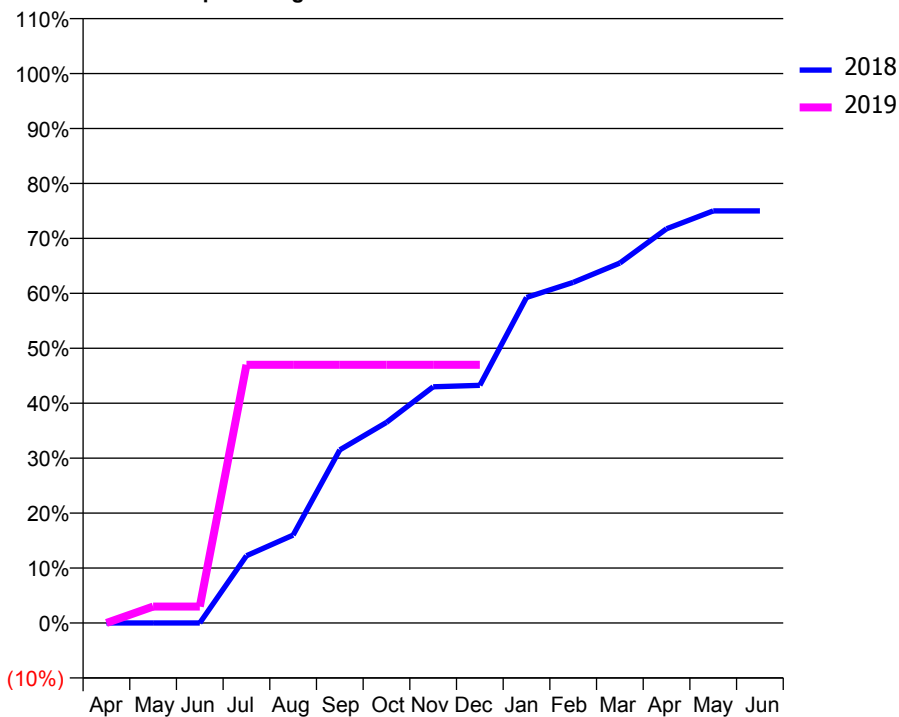
ACCESS*

Patients seen in 24 months	Total	Change since previous quarter
Quarter ending December 2017	223	
Quarter ending March 2018	209	↓
Quarter ending June 2018	211	→
Quarter ending September 2018	197	↓
Quarter ending December 2018	171	↓
Variance since December 2017	(23.3%)	↓



ACTIVITY

Cumulative percentage of contracted UDA delivered 2018 & 2019



Month	Adjusted Scheduled Activity (UDA)	
	2018	2019
April	0	0
May	0	3
June	0	3
July	49	47
August	64	47
September	126	47
October	146	47
November	172	47
December	173	47
January	237	
February	248	
March	262	
April	287	
May	300	
June	300	

QUALITY

	Quantity	Base Number	Contract	AT	Region	England
% of FP17s for the same patient ID Re-attending within 3 months - Children	1	40	2.5%	10.2%	11.8%	11.8%
% of FP17s for the same patient ID Re-attending within 3 months - Adults	0	8	0.0%	15.4%	16.7%	15.6%
% of FP17s for the same patient ID Re-attending between 3 & 9 months - Children	9	40	22.5%	49.0%	48.6%	58.8%
% of FP17s for the same patient ID Re-attending between 3 & 9 months - Adults	1	8	12.5%	38.7%	39.1%	51.0%
% of FP17s for Band 1 Urgent Courses	0	25	0.0%	10.2%	10.6%	9.0%
% of FP17s Relating to Free Repair or Replacements	0	25	0.0%	0.6%	0.5%	0.8%
% of FP17s Relating to Continuations	0	25	0.0%	0.9%	0.7%	0.9%
% of Patients satisfied with the dentistry they have received	0	0	N/A	91.8%	90.2%	93.2%
% of Patients satisfied with the time they had to wait for an appointment	0	0	N/A	87.2%	85.0%	88.3%

* This is based on patients treated on this contract for their most recent course of treatment. Figures in italics indicate the base number of FP17s or Patient Questionnaire responses are less than 100. N/A is shown where the base number of responses is less than 10 during the period. % is calculated as Quantity/Base number*100

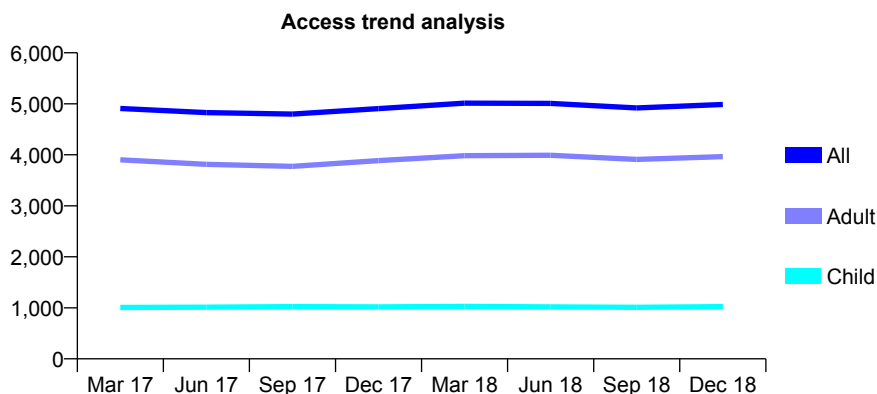
Q63 - Vital Signs At a Glance Contract Report for 803804/0001 - December 2018

Name or company name	Parvin Faramarzi
Contract type name	GDS Contract
Purpose of contract	General
Contract start date	01/04/2006
Contract end date	

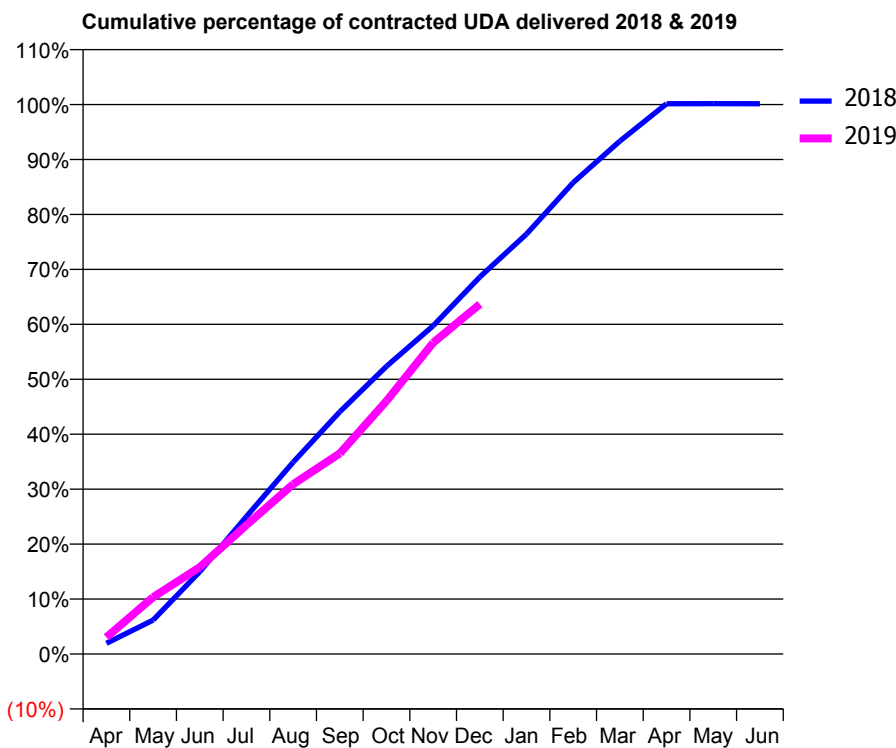
18/19 Contracted general activity (UDA)	13,632
Carry forward general activity (UDA)	-18
18/19 Contracted orthodontic activity (UOA)	0
Carry forward orthodontic activity (UOA)	0
Baseline contract value	£362,011.43

ACCESS*

Patients seen in 24 months	Total	Change since previous quarter
Quarter ending December 2017	4,905	
Quarter ending March 2018	5,012	↑
Quarter ending June 2018	5,008	→
Quarter ending September 2018	4,919	↓
Quarter ending December 2018	4,988	→
Variance since December 2017	1.7%	→



ACTIVITY



Month	Adjusted Scheduled Activity (UDA)	
	2018	2019
April	268	414
May	843	1,410
June	2,042	2,154
July	3,413	3,200
August	4,759	4,212
September	6,011	4,978
October	7,138	6,277
November	8,141	7,721
December	9,354	8,677
January	10,419	
February	11,697	
March	12,723	
April	13,652	
May	13,653	
June	13,650	

QUALITY

	Quantity	Base Number	Contract	AT	Region	England
% of FP17s for the same patient ID Re-attending within 3 months - Children	33	847	3.9%	10.2%	11.8%	11.8%
% of FP17s for the same patient ID Re-attending within 3 months - Adults	355	3,017	11.8%	15.4%	16.7%	15.6%
% of FP17s for the same patient ID Re-attending between 3 & 9 months - Children	277	847	32.7%	49.0%	48.6%	58.8%
% of FP17s for the same patient ID Re-attending between 3 & 9 months - Adults	884	3,017	29.3%	38.7%	39.1%	51.0%
% of FP17s for Band 1 Urgent Courses	352	3,576	9.8%	10.2%	10.6%	9.0%
% of FP17s Relating to Free Repair or Replacements	8	3,576	0.2%	0.6%	0.5%	0.8%
% of FP17s Relating to Continuations	18	3,576	0.5%	0.9%	0.7%	0.9%
% of Patients satisfied with the dentistry they have received	1	1	N/A	91.8%	90.2%	93.2%
% of Patients satisfied with the time they had to wait for an appointment	1	1	N/A	87.2%	85.0%	88.3%

* This is based on patients treated on this contract for their most recent course of treatment. Figures in italics indicate the base number of FP17s or Patient Questionnaire responses are less than 100. N/A is shown where the base number of responses is less than 10 during the period. % is calculated as Quantity/Base number*100

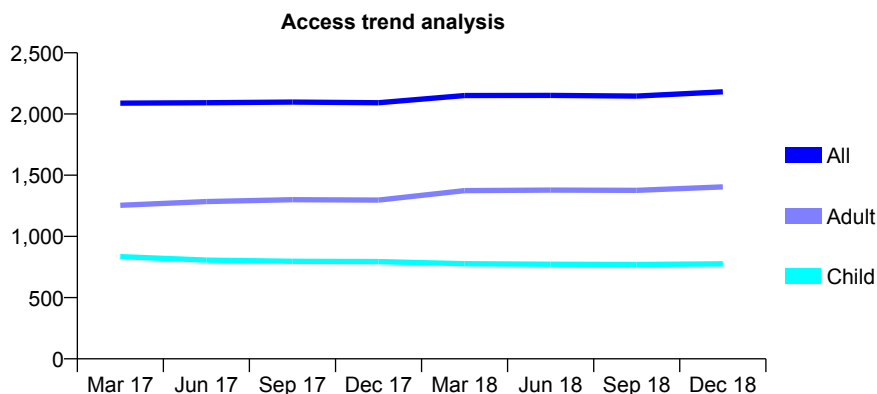
Q63 - Vital Signs At a Glance Contract Report for 808601/0001 - December 2018

Name or company name	MR GM BURR
Contract type name	GDS Contract
Purpose of contract	General
Contract start date	01/04/2006
Contract end date	

18/19 Contracted general activity (UDA)	4,000
Carry forward general activity (UDA)	18
18/19 Contracted orthodontic activity (UOA)	0
Carry forward orthodontic activity (UOA)	0
Baseline contract value	£105,899.73

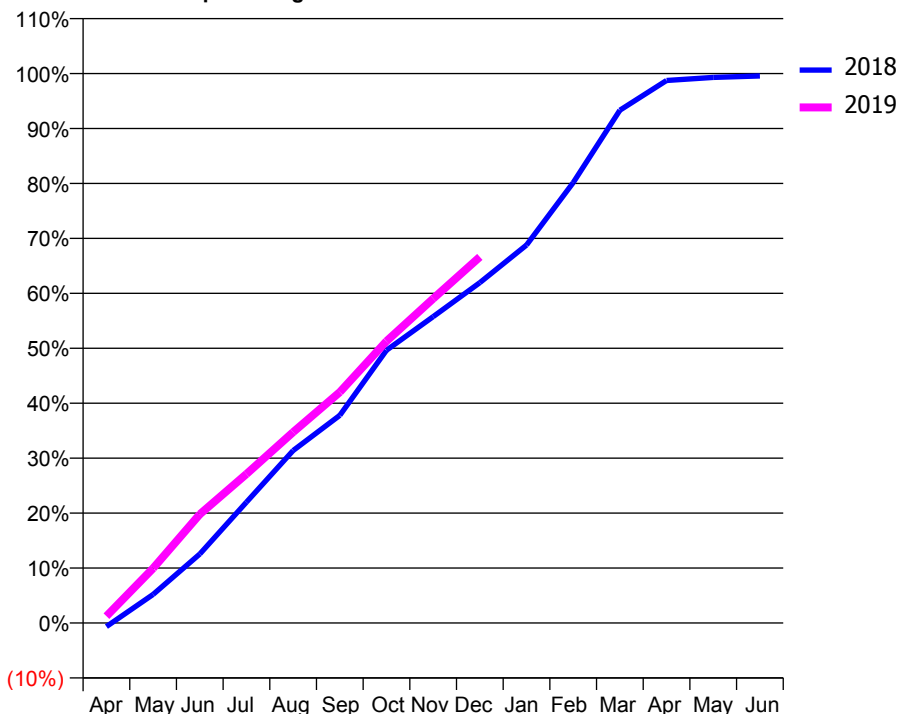
ACCESS*

Patients seen in 24 months	Total	Change since previous quarter
Quarter ending December 2017	2,092	
Quarter ending March 2018	2,151	↑
Quarter ending June 2018	2,152	→
Quarter ending September 2018	2,147	→
Quarter ending December 2018	2,181	→
Variance since December 2017	4.3%	↑



ACTIVITY

Cumulative percentage of contracted UDA delivered 2018 & 2019



Month	Adjusted Scheduled Activity (UDA)	
	2018	2019
April	-27	50
May	208	398
June	502	792
July	880	1,085
August	1,255	1,389
September	1,511	1,681
October	1,986	2,052
November	2,230	2,361
December	2,478	2,665
January	2,751	
February	3,206	
March	3,732	
April	3,949	
May	3,971	
June	3,982	

QUALITY

	Quantity	Base Number	Contract	AT	Region	England
% of FP17s for the same patient ID Re-attending within 3 months - Children	22	593	3.7%	10.2%	11.8%	11.8%
% of FP17s for the same patient ID Re-attending within 3 months - Adults	91	924	9.8%	15.4%	16.7%	15.6%
% of FP17s for the same patient ID Re-attending between 3 & 9 months - Children	216	593	36.4%	49.0%	48.6%	58.8%
% of FP17s for the same patient ID Re-attending between 3 & 9 months - Adults	309	924	33.4%	38.7%	39.1%	51.0%
% of FP17s for Band 1 Urgent Courses	83	1,396	5.9%	10.2%	10.6%	9.0%
% of FP17s Relating to Free Repair or Replacements	2	1,396	0.1%	0.6%	0.5%	0.8%
% of FP17s Relating to Continuations	1	1,396	0.1%	0.9%	0.7%	0.9%
% of Patients satisfied with the dentistry they have received	0	0	N/A	91.8%	90.2%	93.2%
% of Patients satisfied with the time they had to wait for an appointment	0	0	N/A	87.2%	85.0%	88.3%

* This is based on patients treated on this contract for their most recent course of treatment. Figures in italics indicate the base number of FP17s or Patient Questionnaire responses are less than 100. N/A is shown where the base number of responses is less than 10 during the period. % is calculated as Quantity/Base number*100

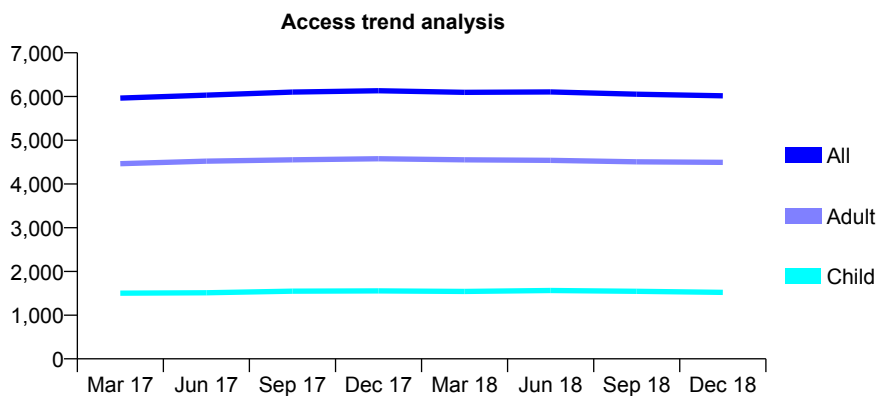
Q63 - Vital Signs At a Glance Contract Report for 809365/0001 - December 2018

Name or company name	MR CJ WETTON
Contract type name	GDS Contract
Purpose of contract	General
Contract start date	01/08/2012
Contract end date	

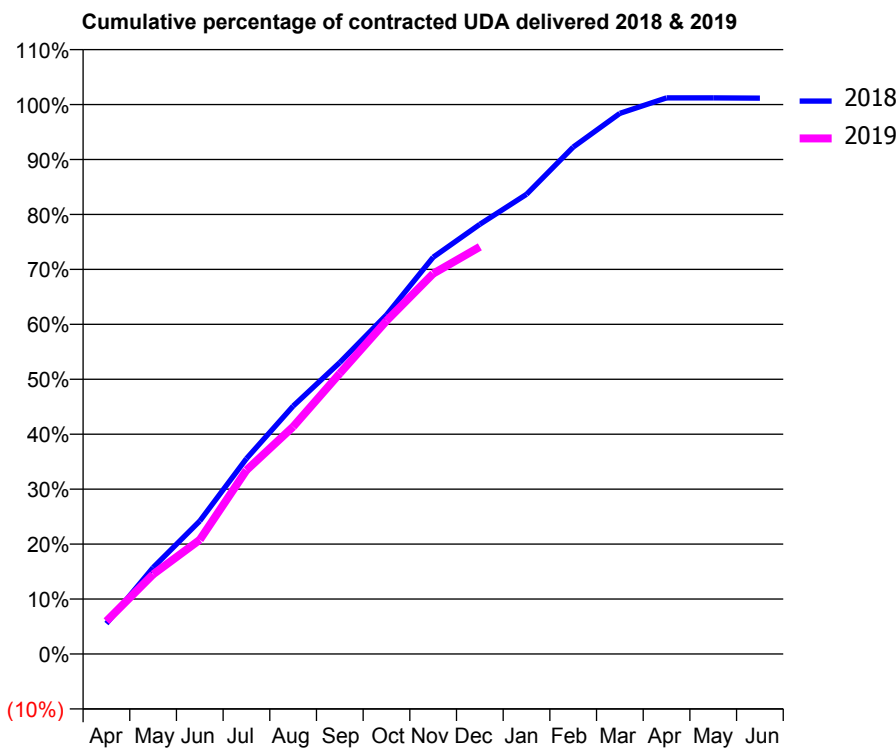
18/19 Contracted general activity (UDA)	14,364
Carry forward general activity (UDA)	-165
18/19 Contracted orthodontic activity (UOA)	0
Carry forward orthodontic activity (UOA)	0
Baseline contract value	£379,726.62

ACCESS*

Patients seen in 24 months	Total	Change since previous quarter
Quarter ending December 2017	6,131	
Quarter ending March 2018	6,096	→
Quarter ending June 2018	6,105	→
Quarter ending September 2018	6,054	→
Quarter ending December 2018	6,015	→
Variance since December 2017	(1.9%)	↓



ACTIVITY



Month	Adjusted Scheduled Activity (UDA)	
	2018	2019
April	797	860
May	2,259	2,082
June	3,476	2,984
July	5,107	4,804
August	6,481	5,943
September	7,620	7,336
October	8,866	8,709
November	10,370	9,942
December	11,233	10,645
January	12,017	
February	13,250	
March	14,133	
April	14,536	
May	14,536	
June	14,529	

QUALITY

	Quantity	Base Number	Contract	AT	Region	England
% of FP17s for the same patient ID Re-attending within 3 months - Children	80	1,699	4.7%	10.2%	11.8%	11.8%
% of FP17s for the same patient ID Re-attending within 3 months - Adults	395	4,312	9.2%	15.4%	16.7%	15.6%
% of FP17s for the same patient ID Re-attending between 3 & 9 months - Children	891	1,699	52.4%	49.0%	48.6%	58.8%
% of FP17s for the same patient ID Re-attending between 3 & 9 months - Adults	2,124	4,312	49.3%	38.7%	39.1%	51.0%
% of FP17s for Band 1 Urgent Courses	293	5,764	5.1%	10.2%	10.6%	9.0%
% of FP17s Relating to Free Repair or Replacements	37	5,764	0.6%	0.6%	0.5%	0.8%
% of FP17s Relating to Continuations	0	5,764	0.0%	0.9%	0.7%	0.9%
% of Patients satisfied with the dentistry they have received	1	1	N/A	91.8%	90.2%	93.2%
% of Patients satisfied with the time they had to wait for an appointment	1	1	N/A	87.2%	85.0%	88.3%

* This is based on patients treated on this contract for their most recent course of treatment. Figures in italics indicate the base number of FP17s or Patient Questionnaire responses are less than 100. N/A is shown where the base number of responses is less than 10 during the period. % is calculated as Quantity/Base number*100

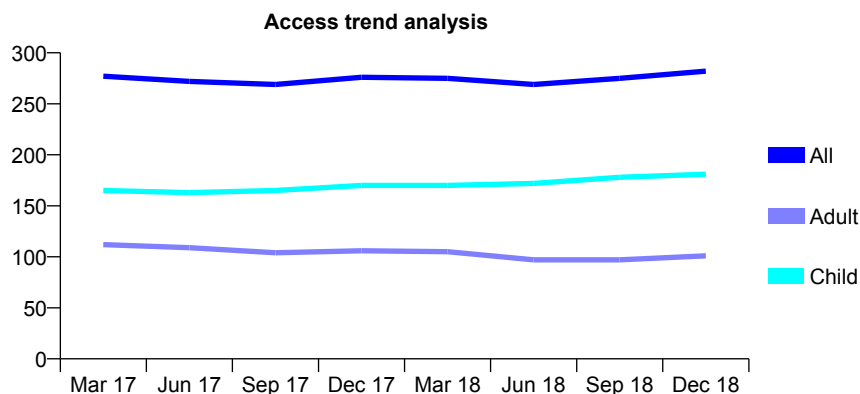
Q63 - Vital Signs At a Glance Contract Report for 810576/0001 - December 2018

Name or company name	MR RA PEREIRA
Contract type name	GDS Contract
Purpose of contract	General
Contract start date	01/04/2006
Contract end date	

18/19 Contracted general activity (UDA)	600
Carry forward general activity (UDA)	5
18/19 Contracted orthodontic activity (UOA)	0
Carry forward orthodontic activity (UOA)	0
Baseline contract value	£16,660.84

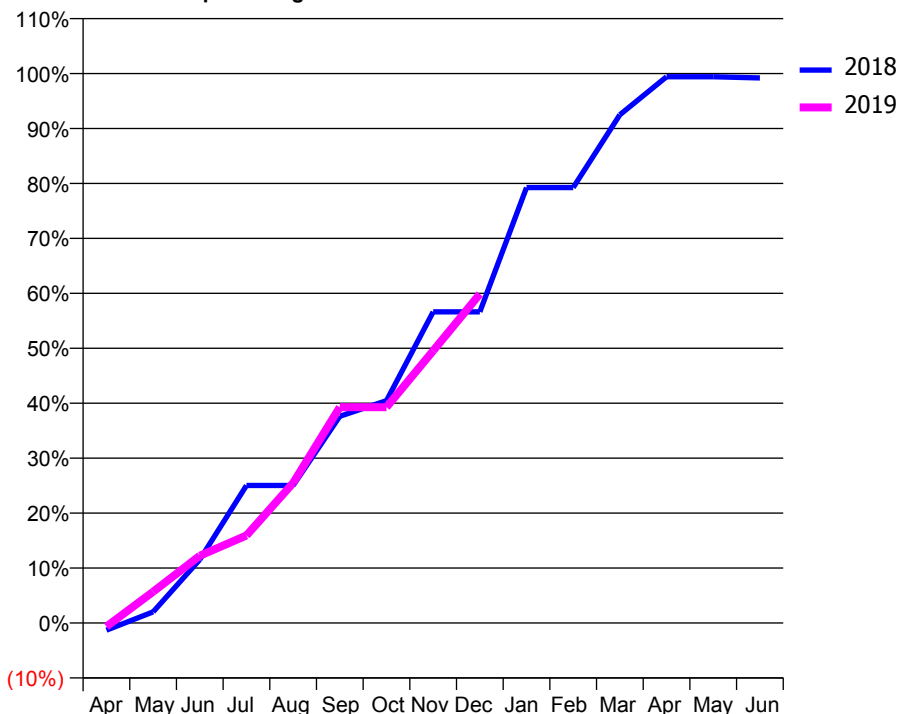
ACCESS*

Patients seen in 24 months	Total	Change since previous quarter
Quarter ending December 2017	276	
Quarter ending March 2018	275	→
Quarter ending June 2018	269	↓
Quarter ending September 2018	275	↑
Quarter ending December 2018	282	↑
Variance since December 2017	2.2%	↑



ACTIVITY

Cumulative percentage of contracted UDA delivered 2018 & 2019



Month	Adjusted Scheduled Activity (UDA)	
	2018	2019
April	-8	-4
May	12	34
June	69	73
July	150	96
August	150	153
September	226	236
October	243	236
November	340	297
December	340	359
January	475	
February	475	
March	555	
April	596	
May	596	
June	595	

QUALITY

	Quantity	Base Number	Contract	AT	Region	England
% of FP17s for the same patient ID Re-attending within 3 months - Children	3	145	2.1%	10.2%	11.8%	11.8%
% of FP17s for the same patient ID Re-attending within 3 months - Adults	7	74	9.5%	15.4%	16.7%	15.6%
% of FP17s for the same patient ID Re-attending between 3 & 9 months - Children	31	145	21.4%	49.0%	48.6%	58.8%
% of FP17s for the same patient ID Re-attending between 3 & 9 months - Adults	26	74	35.1%	38.7%	39.1%	51.0%
% of FP17s for Band 1 Urgent Courses	11	200	5.5%	10.2%	10.6%	9.0%
% of FP17s Relating to Free Repair or Replacements	0	200	0.0%	0.6%	0.5%	0.8%
% of FP17s Relating to Continuations	0	200	0.0%	0.9%	0.7%	0.9%
% of Patients satisfied with the dentistry they have received	0	0	N/A	91.8%	90.2%	93.2%
% of Patients satisfied with the time they had to wait for an appointment	0	0	N/A	87.2%	85.0%	88.3%

* This is based on patients treated on this contract for their most recent course of treatment. Figures in italics indicate the base number of FP17s or Patient Questionnaire responses are less than 100. N/A is shown where the base number of responses is less than 10 during the period. % is calculated as Quantity/Base number*100

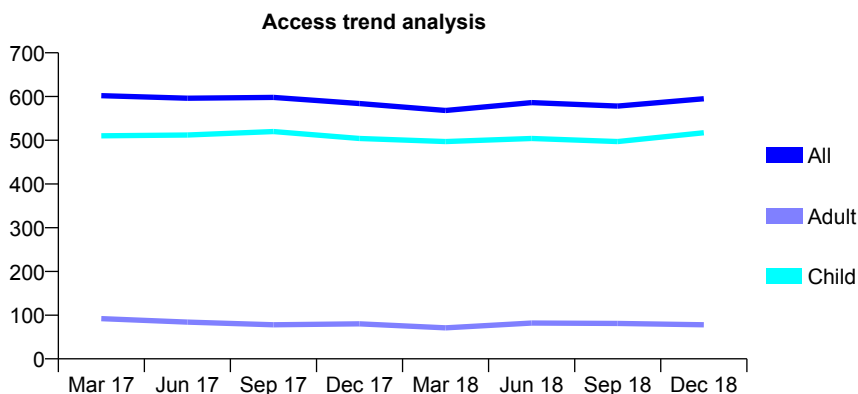
Q63 - Vital Signs At a Glance Contract Report for 813141/0001 - December 2018

Name or company name	Dental Surgery
Contract type name	GDS Contract
Purpose of contract	General
Contract start date	01/04/2006
Contract end date	

18/19 Contracted general activity (UDA)	1,261
Carry forward general activity (UDA)	34
18/19 Contracted orthodontic activity (UOA)	0
Carry forward orthodontic activity (UOA)	0
Baseline contract value	£44,006.62

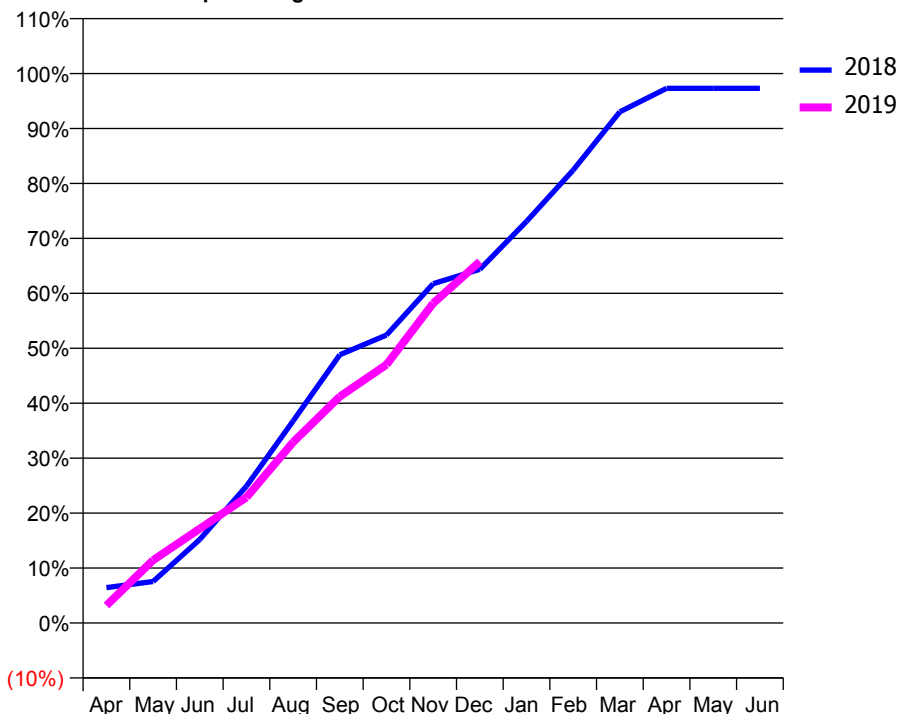
ACCESS*

Patients seen in 24 months	Total	Change since previous quarter
Quarter ending December 2017	584	
Quarter ending March 2018	568	↓
Quarter ending June 2018	586	↑
Quarter ending September 2018	578	↓
Quarter ending December 2018	595	↑
Variance since December 2017	1.9%	→



ACTIVITY

Cumulative percentage of contracted UDA delivered 2018 & 2019



Month	Adjusted Scheduled Activity (UDA)	
	2018	2019
April	81	40
May	95	144
June	192	217
July	314	288
August	464	415
September	615	520
October	661	593
November	779	734
December	812	829
January	921	
February	1,039	
March	1,173	
April	1,227	
May	1,227	
June	1,227	

QUALITY

	Quantity	Base Number	Contract	AT	Region	England
% of FP17s for the same patient ID Re-attending within 3 months - Children	37	566	6.5%	10.2%	11.8%	11.8%
% of FP17s for the same patient ID Re-attending within 3 months - Adults	0	23	0.0%	15.4%	16.7%	15.6%
% of FP17s for the same patient ID Re-attending between 3 & 9 months - Children	306	566	54.1%	49.0%	48.6%	58.8%
% of FP17s for the same patient ID Re-attending between 3 & 9 months - Adults	12	23	52.2%	38.7%	39.1%	51.0%
% of FP17s for Band 1 Urgent Courses	27	563	4.8%	10.2%	10.6%	9.0%
% of FP17s Relating to Free Repair or Replacements	0	563	0.0%	0.6%	0.5%	0.8%
% of FP17s Relating to Continuations	0	563	0.0%	0.9%	0.7%	0.9%
% of Patients satisfied with the dentistry they have received	0	0	N/A	91.8%	90.2%	93.2%
% of Patients satisfied with the time they had to wait for an appointment	0	0	N/A	87.2%	85.0%	88.3%

* This is based on patients treated on this contract for their most recent course of treatment. Figures in italics indicate the base number of FP17s or Patient Questionnaire responses are less than 100. N/A is shown where the base number of responses is less than 10 during the period. % is calculated as Quantity/Base number*100

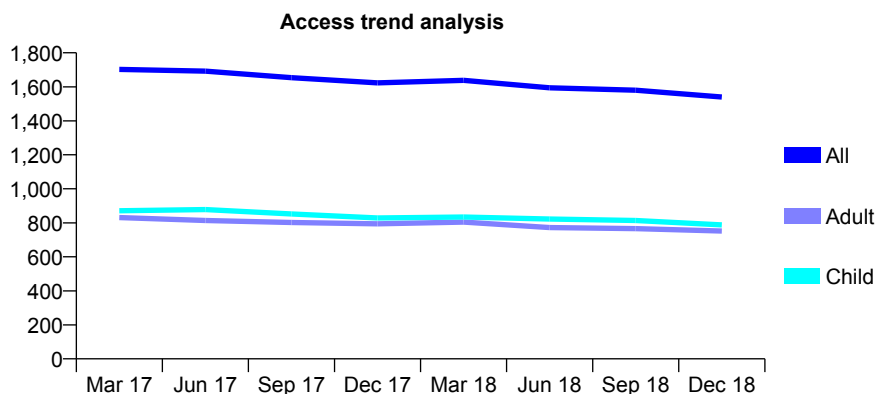
Q63 - Vital Signs At a Glance Contract Report for 813656/0001 - December 2018

Name or company name	MR KJ BROPHY
Contract type name	GDS Contract
Purpose of contract	General
Contract start date	01/04/2006
Contract end date	

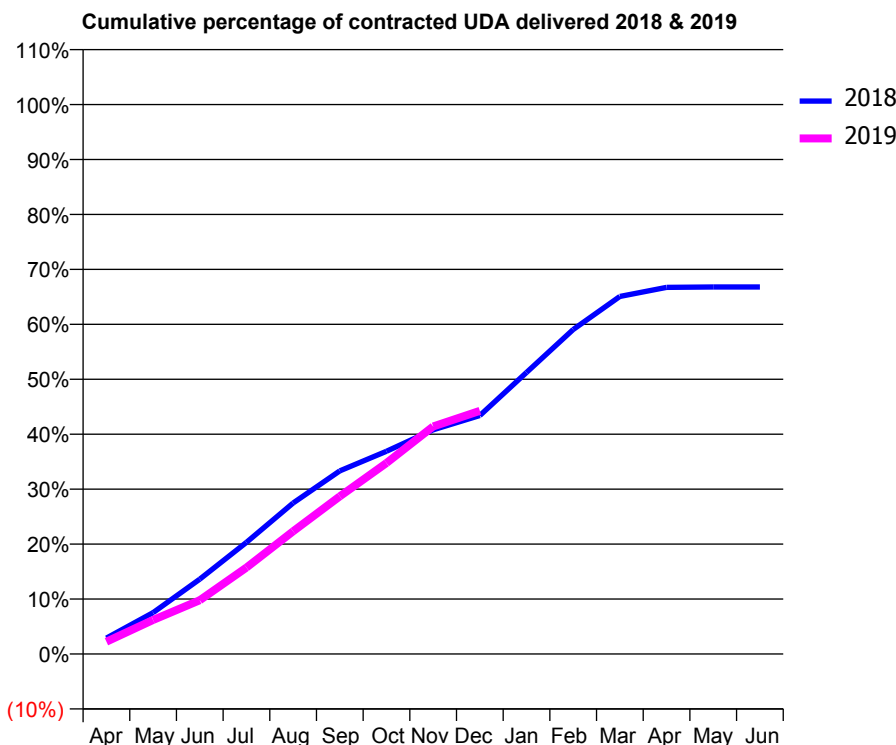
18/19 Contracted general activity (UDA)	7,642
Carry forward general activity (UDA)	0
18/19 Contracted orthodontic activity (UOA)	0
Carry forward orthodontic activity (UOA)	0
Baseline contract value	£253,153.30

ACCESS*

Patients seen in 24 months	Total	Change since previous quarter
Quarter ending December 2017	1,623	
Quarter ending March 2018	1,638	→
Quarter ending June 2018	1,594	↓
Quarter ending September 2018	1,580	→
Quarter ending December 2018	1,540	↓
Variance since December 2017	(5.1%)	↓



ACTIVITY



Month	Adjusted Scheduled Activity (UDA)	
	2018	2019
April	221	172
May	576	474
June	1,041	749
July	1,552	1,202
August	2,100	1,707
September	2,548	2,194
October	2,819	2,656
November	3,118	3,165
December	3,317	3,381
January	3,915	
February	4,512	
March	4,973	
April	5,099	
May	5,104	
June	5,105	

QUALITY

	Quantity	Base Number	Contract	AT	Region	England
% of FP17s for the same patient ID Re-attending within 3 months - Children	38	752	5.1%	10.2%	11.8%	11.8%
% of FP17s for the same patient ID Re-attending within 3 months - Adults	149	640	23.3%	15.4%	16.7%	15.6%
% of FP17s for the same patient ID Re-attending between 3 & 9 months - Children	406	752	54.0%	49.0%	48.6%	58.8%
% of FP17s for the same patient ID Re-attending between 3 & 9 months - Adults	262	640	40.9%	38.7%	39.1%	51.0%
% of FP17s for Band 1 Urgent Courses	95	1,328	7.2%	10.2%	10.6%	9.0%
% of FP17s Relating to Free Repair or Replacements	18	1,328	1.4%	0.6%	0.5%	0.8%
% of FP17s Relating to Continuations	0	1,328	0.0%	0.9%	0.7%	0.9%
% of Patients satisfied with the dentistry they have received	0	1	N/A	91.8%	90.2%	93.2%
% of Patients satisfied with the time they had to wait for an appointment	1	1	N/A	87.2%	85.0%	88.3%

* This is based on patients treated on this contract for their most recent course of treatment. Figures in italics indicate the base number of FP17s or Patient Questionnaire responses are less than 100. N/A is shown where the base number of responses is less than 10 during the period. % is calculated as Quantity/Base number*100

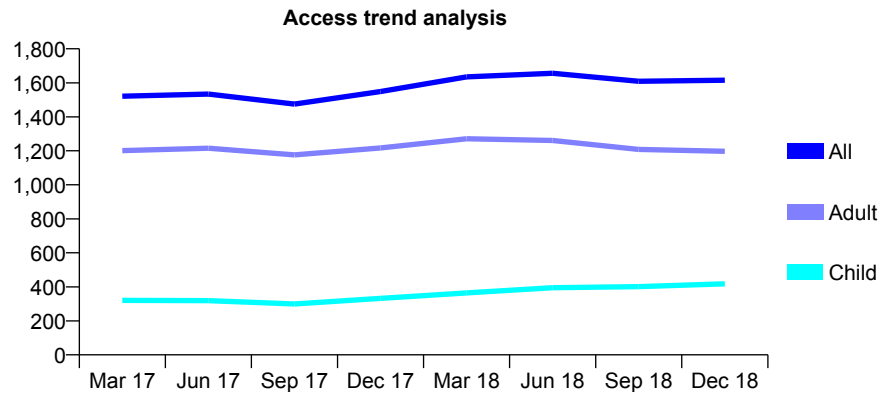
Q63 - Vital Signs At a Glance Contract Report for 819859/0001 - December 2018

Name or company name	MR CF MCCONNELL
Contract type name	GDS Contract
Purpose of contract	General
Contract start date	01/04/2006
Contract end date	

18/19 Contracted general activity (UDA)	5,369
Carry forward general activity (UDA)	1
18/19 Contracted orthodontic activity (UOA)	0
Carry forward orthodontic activity (UOA)	0
Baseline contract value	£144,725.56

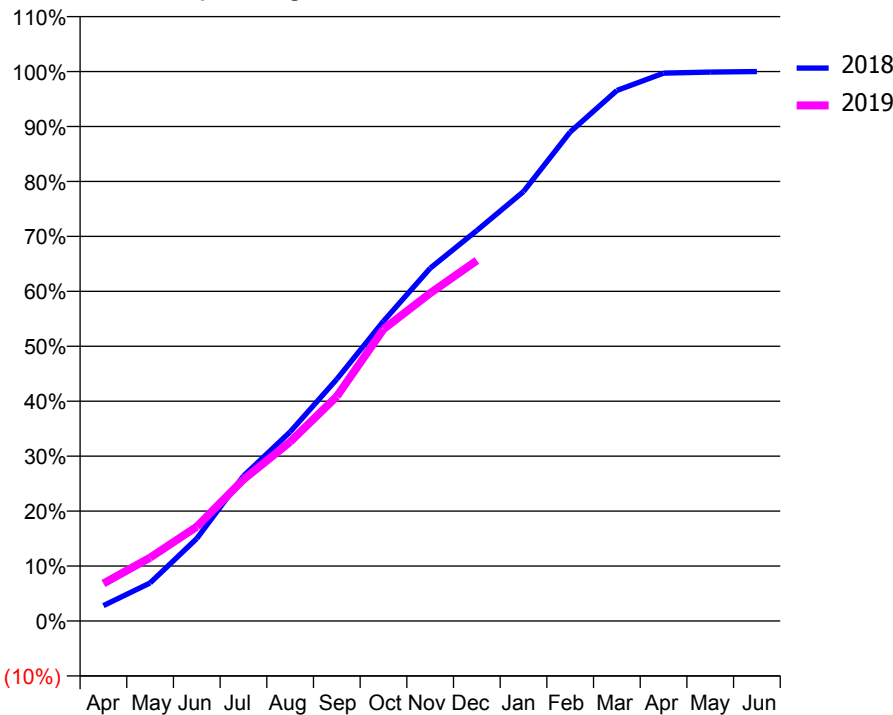
ACCESS*

Patients seen in 24 months	Total	Change since previous quarter
Quarter ending December 2017	1,549	
Quarter ending March 2018	1,635	↑
Quarter ending June 2018	1,656	→
Quarter ending September 2018	1,609	↓
Quarter ending December 2018	1,615	→
Variance since December 2017	4.3%	↑



ACTIVITY

Cumulative percentage of contracted UDA delivered 2018 & 2019



Month	Adjusted Scheduled Activity (UDA)	
	2018	2019
April	150	367
May	371	619
June	805	922
July	1,416	1,382
August	1,848	1,751
September	2,363	2,195
October	2,929	2,852
November	3,447	3,203
December	3,815	3,523
January	4,196	
February	4,779	
March	5,184	
April	5,353	
May	5,364	
June	5,368	

QUALITY

	Quantity	Base Number	Contract	AT	Region	England
% of FP17s for the same patient ID Re-attending within 3 months - Children	4	383	1.0%	10.2%	11.8%	11.8%
% of FP17s for the same patient ID Re-attending within 3 months - Adults	52	1,148	4.5%	15.4%	16.7%	15.6%
% of FP17s for the same patient ID Re-attending between 3 & 9 months - Children	87	383	22.7%	49.0%	48.6%	58.8%
% of FP17s for the same patient ID Re-attending between 3 & 9 months - Adults	238	1,148	20.7%	38.7%	39.1%	51.0%
% of FP17s for Band 1 Urgent Courses	122	1,457	8.4%	10.2%	10.6%	9.0%
% of FP17s Relating to Free Repair or Replacements	6	1,457	0.4%	0.6%	0.5%	0.8%
% of FP17s Relating to Continuations	9	1,457	0.6%	0.9%	0.7%	0.9%
% of Patients satisfied with the dentistry they have received	2	2	N/A	91.8%	90.2%	93.2%
% of Patients satisfied with the time they had to wait for an appointment	2	2	N/A	87.2%	85.0%	88.3%

* This is based on patients treated on this contract for their most recent course of treatment. Figures in italics indicate the base number of FP17s or Patient Questionnaire responses are less than 100. N/A is shown where the base number of responses is less than 10 during the period. % is calculated as Quantity/Base number*100

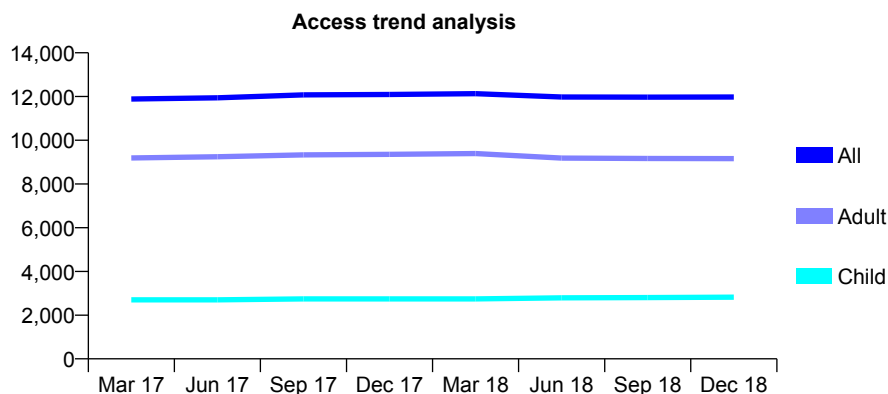
Q63 - Vital Signs At a Glance Contract Report for 825948/0006 - December 2018

Name or company name	MR JK KOTECHA
Contract type name	GDS Contract
Purpose of contract	General
Contract start date	01/04/2006
Contract end date	

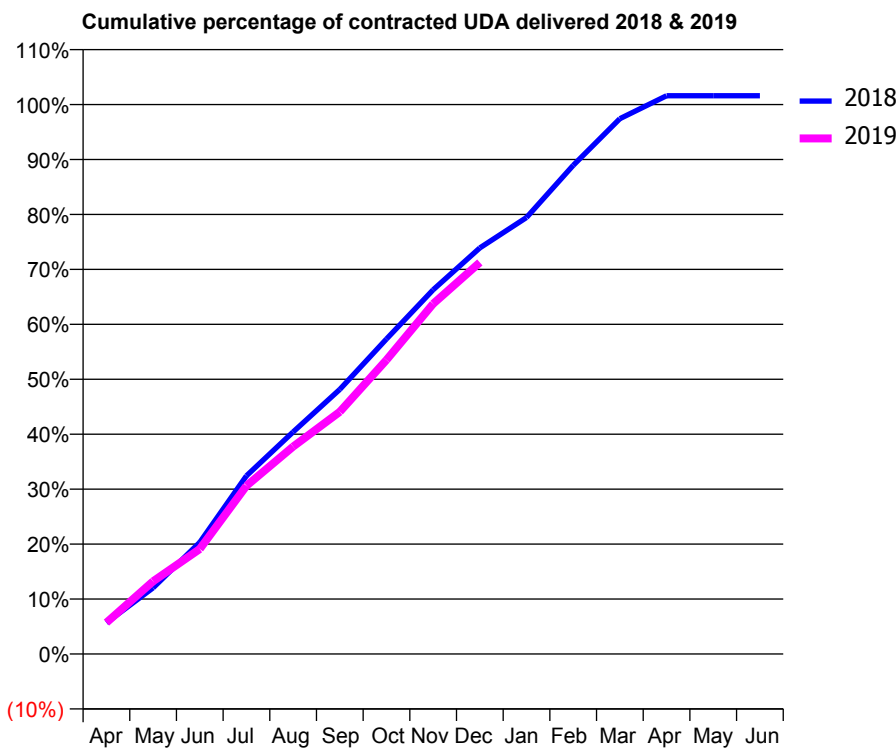
18/19 Contracted general activity (UDA)	36,391
Carry forward general activity (UDA)	-577
18/19 Contracted orthodontic activity (UOA)	0
Carry forward orthodontic activity (UOA)	0
Baseline contract value	£1,256,087.90

ACCESS*

Patients seen in 24 months	Total	Change since previous quarter
Quarter ending December 2017	12,096	
Quarter ending March 2018	12,132	→
Quarter ending June 2018	11,976	↓
Quarter ending September 2018	11,973	→
Quarter ending December 2018	11,980	→
Variance since December 2017	(1.0%)	→



ACTIVITY



Month	Adjusted Scheduled Activity (UDA)	
	2018	2019
April	2,071	2,076
May	4,385	4,821
June	7,397	6,955
July	11,805	11,136
August	14,705	13,736
September	17,524	16,038
October	20,866	19,475
November	24,121	23,197
December	26,893	25,936
January	28,911	
February	32,362	
March	35,449	
April	36,974	
May	36,967	
June	36,968	

QUALITY

	Quantity	Base Number	Contract	AT	Region	England
% of FP17s for the same patient ID Re-attending within 3 months - Children	122	2,638	4.6%	10.2%	11.8%	11.8%
% of FP17s for the same patient ID Re-attending within 3 months - Adults	454	6,440	7.0%	15.4%	16.7%	15.6%
% of FP17s for the same patient ID Re-attending between 3 & 9 months - Children	1,372	2,638	52.0%	49.0%	48.6%	58.8%
% of FP17s for the same patient ID Re-attending between 3 & 9 months - Adults	2,565	6,440	39.8%	38.7%	39.1%	51.0%
% of FP17s for Band 1 Urgent Courses	274	8,622	3.2%	10.2%	10.6%	9.0%
% of FP17s Relating to Free Repair or Replacements	18	8,622	0.2%	0.6%	0.5%	0.8%
% of FP17s Relating to Continuations	0	8,622	0.0%	0.9%	0.7%	0.9%
% of Patients satisfied with the dentistry they have received	2	3	N/A	91.8%	90.2%	93.2%
% of Patients satisfied with the time they had to wait for an appointment	2	3	N/A	87.2%	85.0%	88.3%

* This is based on patients treated on this contract for their most recent course of treatment. Figures in italics indicate the base number of FP17s or Patient Questionnaire responses are less than 100. N/A is shown where the base number of responses is less than 10 during the period. % is calculated as Quantity/Base number*100

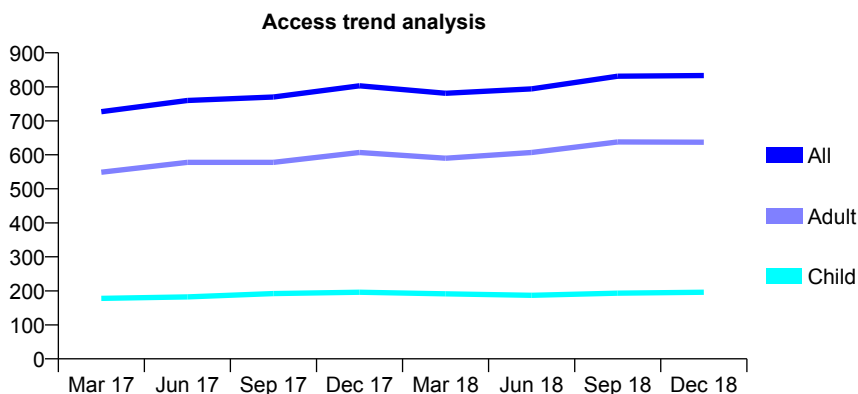
Q63 - Vital Signs At a Glance Contract Report for 825980/0001 - December 2018

Name or company name	MR KF D'SOUZA
Contract type name	GDS Contract
Purpose of contract	General
Contract start date	01/04/2006
Contract end date	

18/19 Contracted general activity (UDA)	2,000
Carry forward general activity (UDA)	-26
18/19 Contracted orthodontic activity (UOA)	0
Carry forward orthodontic activity (UOA)	0
Baseline contract value	£82,967.47

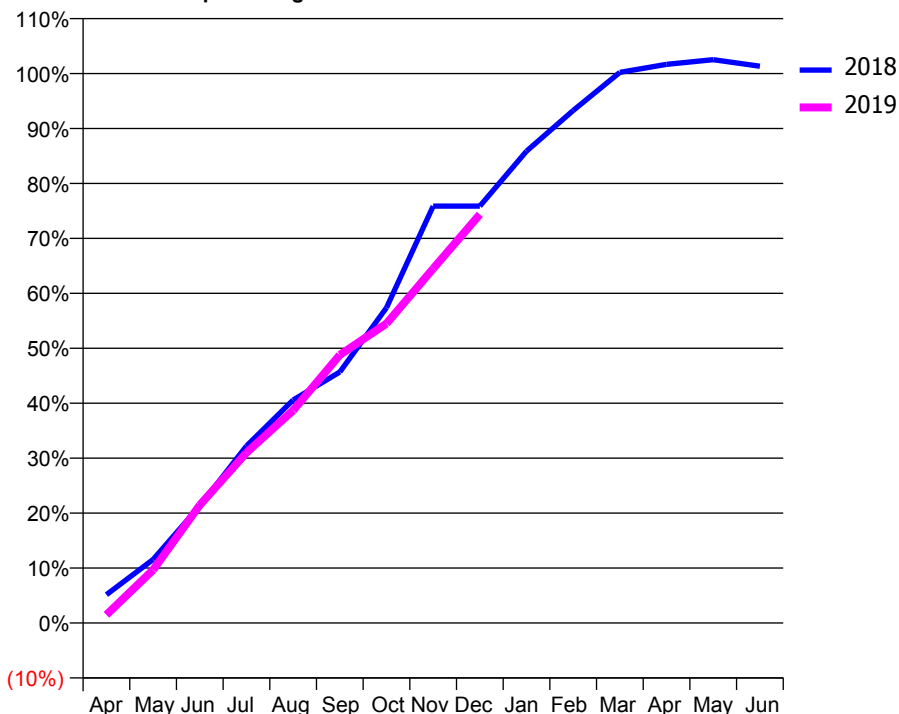
ACCESS*

Patients seen in 24 months	Total	Change since previous quarter
Quarter ending December 2017	803	
Quarter ending March 2018	781	↓
Quarter ending June 2018	794	→
Quarter ending September 2018	831	↑
Quarter ending December 2018	833	→
Variance since December 2017	3.7%	↑



ACTIVITY

Cumulative percentage of contracted UDA delivered 2018 & 2019



Month	Adjusted Scheduled Activity (UDA)	
	2018	2019
April	103	30
May	231	193
June	426	429
July	644	620
August	812	774
September	914	976
October	1,148	1,090
November	1,517	1,290
December	1,517	1,487
January	1,717	
February	1,865	
March	2,004	
April	2,033	
May	2,050	
June	2,026	

QUALITY

	Quantity	Base Number	Contract	AT	Region	England
% of FP17s for the same patient ID Re-attending within 3 months - Children	5	123	4.1%	10.2%	11.8%	11.8%
% of FP17s for the same patient ID Re-attending within 3 months - Adults	53	409	13.0%	15.4%	16.7%	15.6%
% of FP17s for the same patient ID Re-attending between 3 & 9 months - Children	21	123	17.1%	49.0%	48.6%	58.8%
% of FP17s for the same patient ID Re-attending between 3 & 9 months - Adults	58	409	14.2%	38.7%	39.1%	51.0%
% of FP17s for Band 1 Urgent Courses	72	512	14.1%	10.2%	10.6%	9.0%
% of FP17s Relating to Free Repair or Replacements	0	512	0.0%	0.6%	0.5%	0.8%
% of FP17s Relating to Continuations	1	512	0.2%	0.9%	0.7%	0.9%
% of Patients satisfied with the dentistry they have received	1	1	N/A	91.8%	90.2%	93.2%
% of Patients satisfied with the time they had to wait for an appointment	1	1	N/A	87.2%	85.0%	88.3%

* This is based on patients treated on this contract for their most recent course of treatment. Figures in italics indicate the base number of FP17s or Patient Questionnaire responses are less than 100. N/A is shown where the base number of responses is less than 10 during the period. % is calculated as Quantity/Base number*100

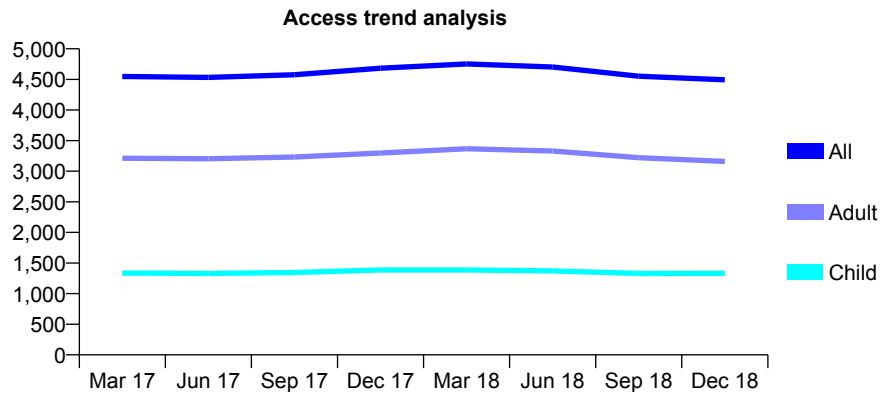
Q63 - Vital Signs At a Glance Contract Report for 829153/0001 - December 2018

Name or company name	MR GN BROWN
Contract type name	Pilot Contract
Purpose of contract	General
Contract start date	01/04/2006
Contract end date	

18/19 Contracted general activity (UDA)	14,148
Carry forward general activity (UDA)	0
18/19 Contracted orthodontic activity (UOA)	0
Carry forward orthodontic activity (UOA)	0
Baseline contract value	£452,237.94

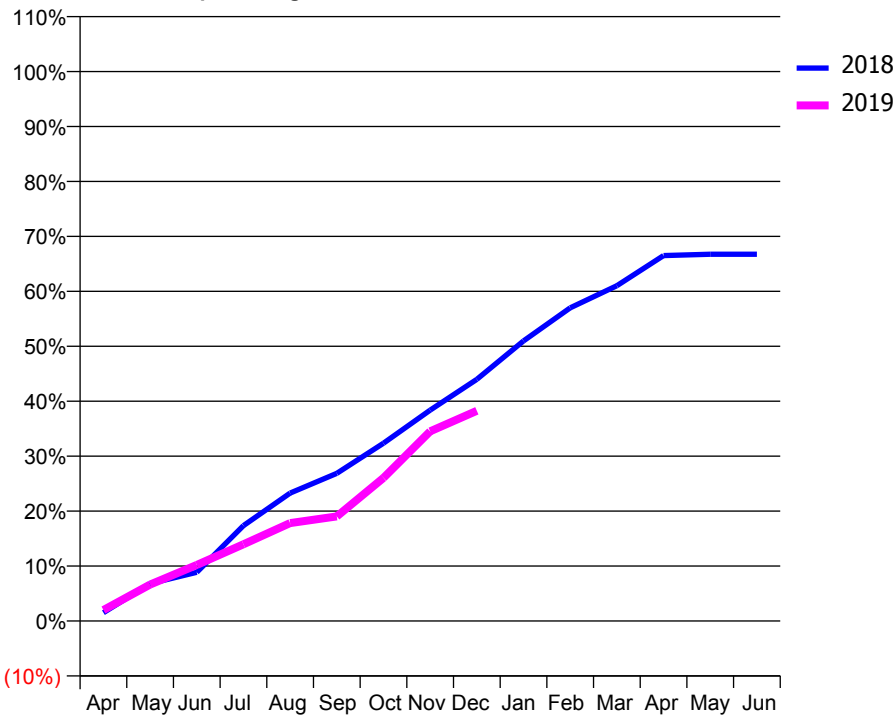
ACCESS*

Patients seen in 24 months	Total	Change since previous quarter
Quarter ending December 2017	4,684	
Quarter ending March 2018	4,753	→
Quarter ending June 2018	4,702	↓
Quarter ending September 2018	4,553	↓
Quarter ending December 2018	4,493	↓
Variance since December 2017	(4.1%)	↓



ACTIVITY

Cumulative percentage of contracted UDA delivered 2018 & 2019



Month	Adjusted Scheduled Activity (UDA)	
	2018	2019
April	215	284
May	965	938
June	1,255	1,443
July	2,458	1,975
August	3,294	2,522
September	3,802	2,694
October	4,577	3,687
November	5,431	4,883
December	6,223	5,412
January	7,213	
February	8,065	
March	8,632	
April	9,407	
May	9,443	
June	9,442	

QUALITY

	Quantity	Base Number	Contract	AT	Region	England
% of FP17s for the same patient ID Re-attending within 3 months - Children	46	928	5.0%	10.2%	11.8%	11.8%
% of FP17s for the same patient ID Re-attending within 3 months - Adults	127	1,766	7.2%	15.4%	16.7%	15.6%
% of FP17s for the same patient ID Re-attending between 3 & 9 months - Children	254	928	27.4%	49.0%	48.6%	58.8%
% of FP17s for the same patient ID Re-attending between 3 & 9 months - Adults	333	1,766	18.9%	38.7%	39.1%	51.0%
% of FP17s for Band 1 Urgent Courses	128	1,934	6.6%	10.2%	10.6%	9.0%
% of FP17s Relating to Free Repair or Replacements	4	1,934	0.2%	0.6%	0.5%	0.8%
% of FP17s Relating to Continuations	14	1,934	0.7%	0.9%	0.7%	0.9%
% of Patients satisfied with the dentistry they have received	1	1	N/A	91.8%	90.2%	93.2%
% of Patients satisfied with the time they had to wait for an appointment	1	1	N/A	87.2%	85.0%	88.3%

* This is based on patients treated on this contract for their most recent course of treatment. Figures in italics indicate the base number of FP17s or Patient Questionnaire responses are less than 100. N/A is shown where the base number of responses is less than 10 during the period. % is calculated as Quantity/Base number*100

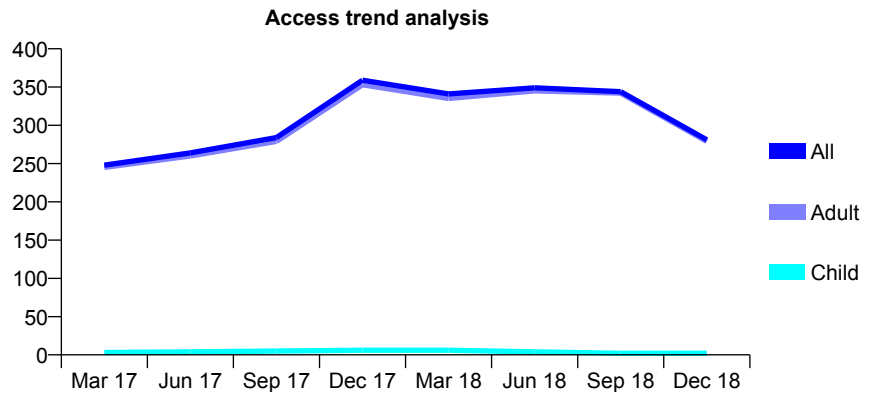
Q63 - Vital Signs At a Glance Contract Report for 829153/0003 - December 2018

Name or company name	MR GN BROWN
Contract type name	PDS Contract
Purpose of contract	General
Contract start date	01/01/2008
Contract end date	30/09/2018

18/19 Contracted general activity (UDA)	375
Carry forward general activity (UDA)	0
18/19 Contracted orthodontic activity (UOA)	0
Carry forward orthodontic activity (UOA)	0
Baseline contract value	£17,763.17

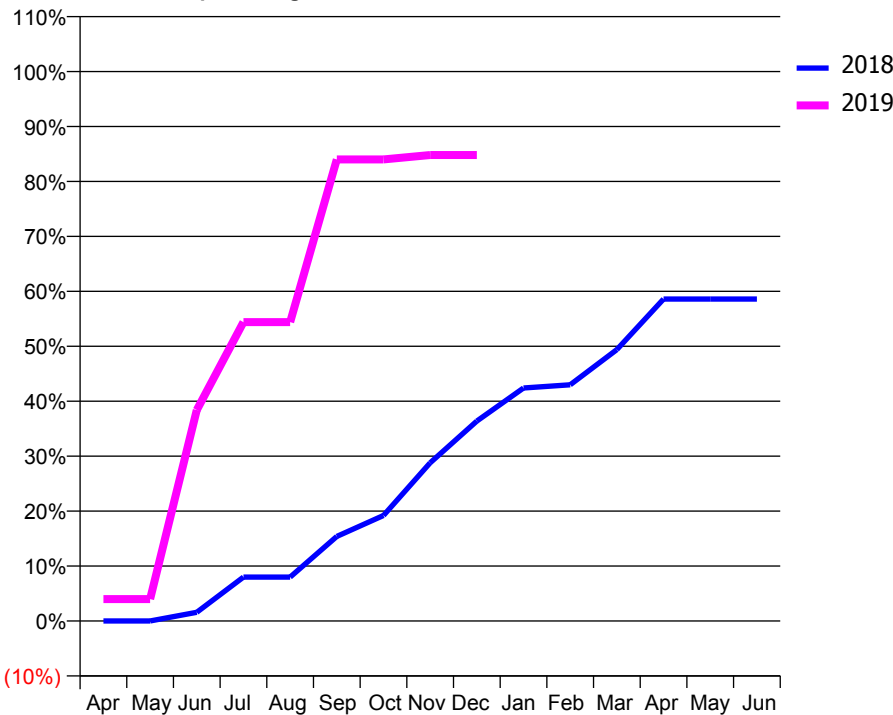
ACCESS*

Patients seen in 24 months	Total	Change since previous quarter
Quarter ending December 2017	359	
Quarter ending March 2018	341	↓
Quarter ending June 2018	349	↑
Quarter ending September 2018	344	↓
Quarter ending December 2018	281	↓
Variance since December 2017	(21.7%)	↓



ACTIVITY

Cumulative percentage of contracted UDA delivered 2018 & 2019



Month	Adjusted Scheduled Activity (UDA)	
	2018	2019
April	0	15
May	0	15
June	24	144
July	120	204
August	120	204
September	231	315
October	288	315
November	432	318
December	546	318
January	636	
February	645	
March	741	
April	879	
May	879	
June	879	

QUALITY

	Quantity	Base Number	Contract	AT	Region	England
% of FP17s for the same patient ID Re-attending within 3 months - Children	0	2	0.0%	10.2%	11.8%	11.8%
% of FP17s for the same patient ID Re-attending within 3 months - Adults	1	150	0.7%	15.4%	16.7%	15.6%
% of FP17s for the same patient ID Re-attending between 3 & 9 months - Children	0	2	0.0%	49.0%	48.6%	58.8%
% of FP17s for the same patient ID Re-attending between 3 & 9 months - Adults	0	150	0.0%	38.7%	39.1%	51.0%
% of FP17s for Band 1 Urgent Courses	0	106	0.0%	10.2%	10.6%	9.0%
% of FP17s Relating to Free Repair or Replacements	0	106	0.0%	0.6%	0.5%	0.8%
% of FP17s Relating to Continuations	0	106	0.0%	0.9%	0.7%	0.9%
% of Patients satisfied with the dentistry they have received	0	0	N/A	91.8%	90.2%	93.2%
% of Patients satisfied with the time they had to wait for an appointment	0	0	N/A	87.2%	85.0%	88.3%

* This is based on patients treated on this contract for their most recent course of treatment. Figures in italics indicate the base number of FP17s or Patient Questionnaire responses are less than 100. N/A is shown where the base number of responses is less than 10 during the period. % is calculated as Quantity/Base number*100

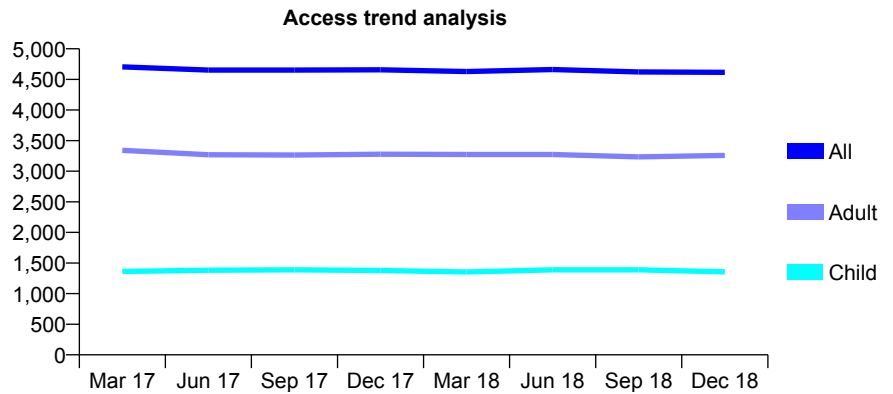
Q63 - Vital Signs At a Glance Contract Report for 829285/0002 - December 2018

Name or company name	MRS CO ADELOYE
Contract type name	Pilot Contract
Purpose of contract	General
Contract start date	01/04/2006
Contract end date	

18/19 Contracted general activity (UDA)	15,503
Carry forward general activity (UDA)	0
18/19 Contracted orthodontic activity (UOA)	0
Carry forward orthodontic activity (UOA)	0
Baseline contract value	£384,325.63

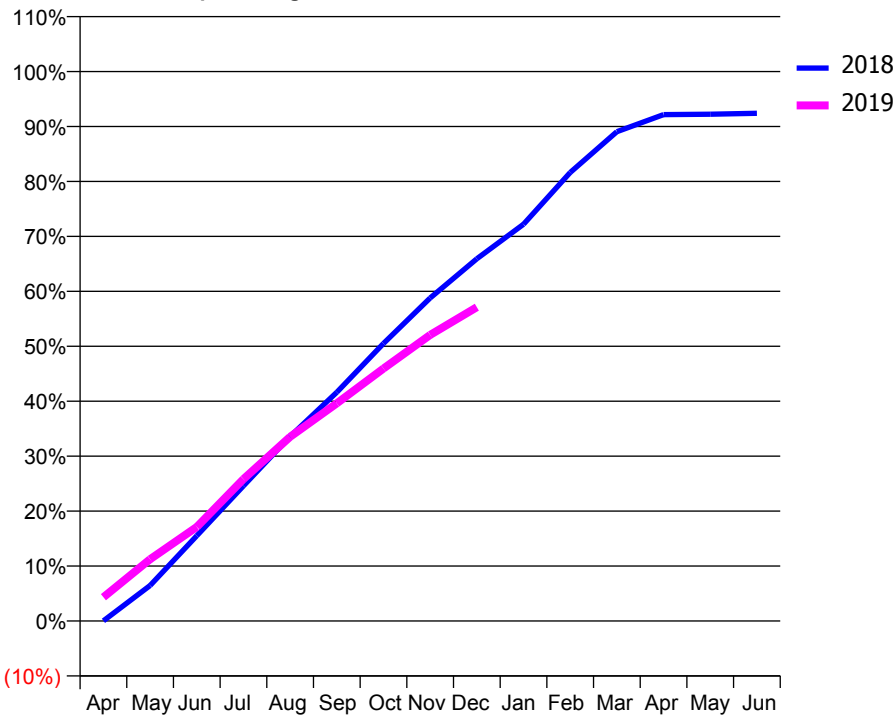
ACCESS*

Patients seen in 24 months	Total	Change since previous quarter
Quarter ending December 2017	4,656	
Quarter ending March 2018	4,629	→
Quarter ending June 2018	4,662	→
Quarter ending September 2018	4,622	→
Quarter ending December 2018	4,616	→
Variance since December 2017	(0.9%)	→



ACTIVITY

Cumulative percentage of contracted UDA delivered 2018 & 2019



Month	Adjusted Scheduled Activity (UDA)	
	2018	2019
April	7	671
May	1,004	1,743
June	2,405	2,655
July	3,812	4,006
August	5,207	5,196
September	6,452	6,140
October	7,832	7,125
November	9,114	8,072
December	10,222	8,854
January	11,196	
February	12,655	
March	13,804	
April	14,285	
May	14,298	
June	14,325	

QUALITY

	Quantity	Base Number	Contract	AT	Region	England
% of FP17s for the same patient ID Re-attending within 3 months - Children	113	1,116	10.1%	10.2%	11.8%	11.8%
% of FP17s for the same patient ID Re-attending within 3 months - Adults	439	2,455	17.9%	15.4%	16.7%	15.6%
% of FP17s for the same patient ID Re-attending between 3 & 9 months - Children	438	1,116	39.2%	49.0%	48.6%	58.8%
% of FP17s for the same patient ID Re-attending between 3 & 9 months - Adults	773	2,455	31.5%	38.7%	39.1%	51.0%
% of FP17s for Band 1 Urgent Courses	320	3,391	9.4%	10.2%	10.6%	9.0%
% of FP17s Relating to Free Repair or Replacements	38	3,391	1.1%	0.6%	0.5%	0.8%
% of FP17s Relating to Continuations	36	3,391	1.1%	0.9%	0.7%	0.9%
% of Patients satisfied with the dentistry they have received	0	0	N/A	91.8%	90.2%	93.2%
% of Patients satisfied with the time they had to wait for an appointment	0	0	N/A	87.2%	85.0%	88.3%

* This is based on patients treated on this contract for their most recent course of treatment. Figures in italics indicate the base number of FP17s or Patient Questionnaire responses are less than 100. N/A is shown where the base number of responses is less than 10 during the period. % is calculated as Quantity/Base number*100

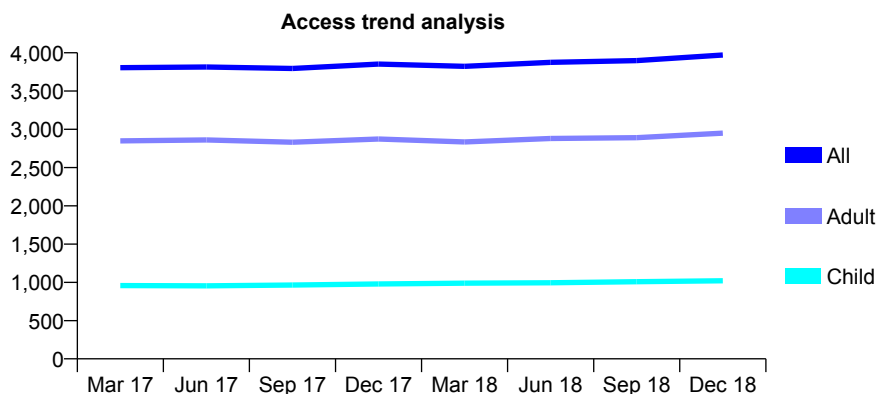
Q63 - Vital Signs At a Glance Contract Report for 829285/0006 - December 2018

Name or company name	MRS CO ADELOYE
Contract type name	GDS Contract
Purpose of contract	General
Contract start date	15/10/2009
Contract end date	

18/19 Contracted general activity (UDA)	10,500
Carry forward general activity (UDA)	-210
18/19 Contracted orthodontic activity (UOA)	0
Carry forward orthodontic activity (UOA)	0
Baseline contract value	£305,001.68

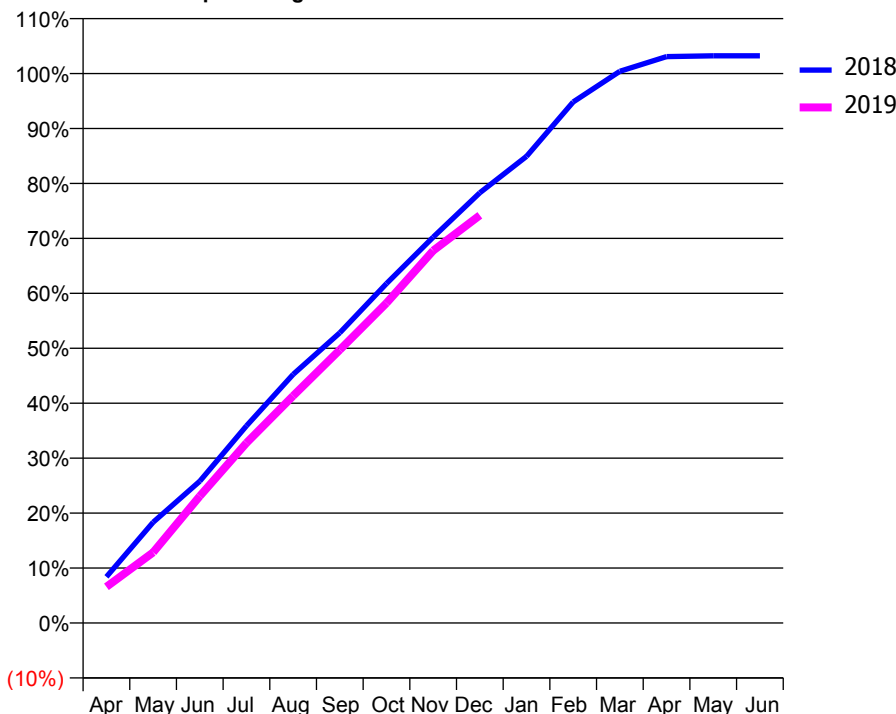
ACCESS*

Patients seen in 24 months	Total	Change since previous quarter
Quarter ending December 2017	3,853	
Quarter ending March 2018	3,823	→
Quarter ending June 2018	3,876	→
Quarter ending September 2018	3,898	→
Quarter ending December 2018	3,971	→
Variance since December 2017	3.1%	↑



ACTIVITY

Cumulative percentage of contracted UDA delivered 2018 & 2019



Month	Adjusted Scheduled Activity (UDA)	
	2018	2019
April	882	691
May	1,924	1,349
June	2,709	2,426
July	3,767	3,441
August	4,751	4,341
September	5,545	5,220
October	6,486	6,113
November	7,373	7,116
December	8,222	7,791
January	8,916	
February	9,955	
March	10,542	
April	10,822	
May	10,839	
June	10,839	

QUALITY

	Quantity	Base Number	Contract	AT	Region	England
% of FP17s for the same patient ID Re-attending within 3 months - Children	51	789	6.5%	10.2%	11.8%	11.8%
% of FP17s for the same patient ID Re-attending within 3 months - Adults	242	2,105	11.5%	15.4%	16.7%	15.6%
% of FP17s for the same patient ID Re-attending between 3 & 9 months - Children	237	789	30.0%	49.0%	48.6%	58.8%
% of FP17s for the same patient ID Re-attending between 3 & 9 months - Adults	591	2,105	28.1%	38.7%	39.1%	51.0%
% of FP17s for Band 1 Urgent Courses	300	2,821	10.6%	10.2%	10.6%	9.0%
% of FP17s Relating to Free Repair or Replacements	21	2,821	0.7%	0.6%	0.5%	0.8%
% of FP17s Relating to Continuations	1	2,821	0.0%	0.9%	0.7%	0.9%
% of Patients satisfied with the dentistry they have received	1	1	N/A	91.8%	90.2%	93.2%
% of Patients satisfied with the time they had to wait for an appointment	1	1	N/A	87.2%	85.0%	88.3%

* This is based on patients treated on this contract for their most recent course of treatment. Figures in italics indicate the base number of FP17s or Patient Questionnaire responses are less than 100. N/A is shown where the base number of responses is less than 10 during the period. % is calculated as Quantity/Base number*100

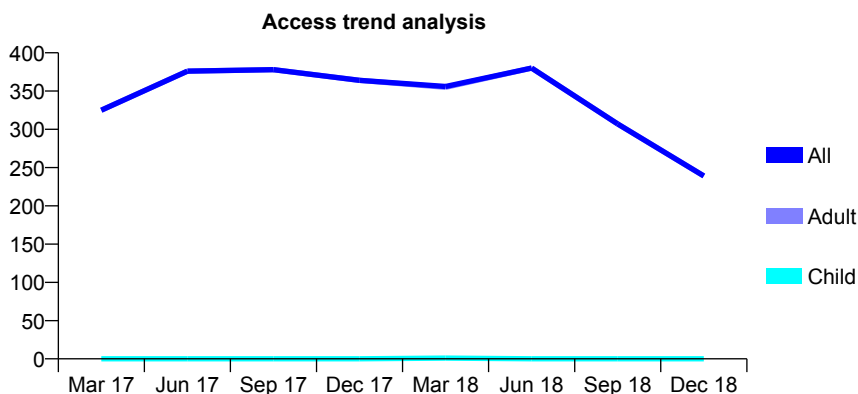
Q63 - Vital Signs At a Glance Contract Report for 835099/0002 - December 2018

Name or company name	MISS F PESSIAN HAGHIGHI
Contract type name	PDS Contract
Purpose of contract	General
Contract start date	01/06/2013
Contract end date	30/06/2018

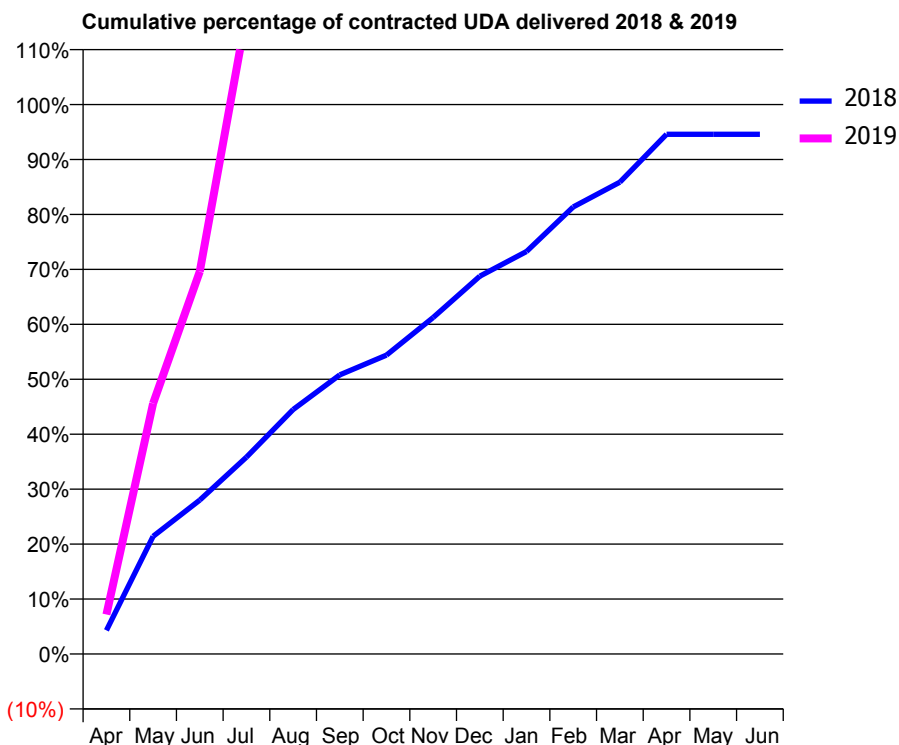
18/19 Contracted general activity (UDA)	250
Carry forward general activity (UDA)	0
18/19 Contracted orthodontic activity (UOA)	0
Carry forward orthodontic activity (UOA)	0
Baseline contract value	£13,506.11

ACCESS*

Patients seen in 24 months	Total	Change since previous quarter
Quarter ending December 2017	364	
Quarter ending March 2018	356	↓
Quarter ending June 2018	380	↑
Quarter ending September 2018	307	↓
Quarter ending December 2018	239	↓
Variance since December 2017	(34.3%)	↓



ACTIVITY



Month	Adjusted Scheduled Activity (UDA)	
	2018	2019
April	43	18
May	214	114
June	280	174
July	358	291
August	444	291
September	507	291
October	543	291
November	612	291
December	687	291
January	732	
February	813	
March	858	
April	945	
May	945	
June	945	

QUALITY

	Quantity	Base Number	Contract	AT	Region	England
% of FP17s for the same patient ID Re-attending within 3 months - Children	0	1	0.0%	10.2%	11.8%	11.8%
% of FP17s for the same patient ID Re-attending within 3 months - Adults	0	125	0.0%	15.4%	16.7%	15.6%
% of FP17s for the same patient ID Re-attending between 3 & 9 months - Children	0	1	0.0%	49.0%	48.6%	58.8%
% of FP17s for the same patient ID Re-attending between 3 & 9 months - Adults	0	125	0.0%	38.7%	39.1%	51.0%
% of FP17s for Band 1 Urgent Courses	0	97	0.0%	10.2%	10.6%	9.0%
% of FP17s Relating to Free Repair or Replacements	0	97	0.0%	0.6%	0.5%	0.8%
% of FP17s Relating to Continuations	0	97	0.0%	0.9%	0.7%	0.9%
% of Patients satisfied with the dentistry they have received	0	0	N/A	91.8%	90.2%	93.2%
% of Patients satisfied with the time they had to wait for an appointment	0	0	N/A	87.2%	85.0%	88.3%

* This is based on patients treated on this contract for their most recent course of treatment. Figures in italics indicate the base number of FP17s or Patient Questionnaire responses are less than 100. N/A is shown where the base number of responses is less than 10 during the period. % is calculated as Quantity/Base number*100

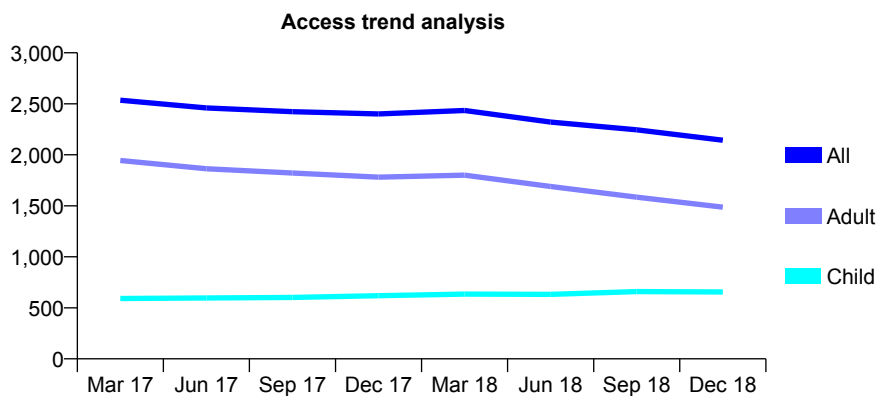
Q63 - Vital Signs At a Glance Contract Report for 839876/0001 - December 2018

Name or company name	MISS RN NATH
Contract type name	GDS Contract
Purpose of contract	General
Contract start date	01/04/2006
Contract end date	

18/19 Contracted general activity (UDA)	5,861
Carry forward general activity (UDA)	102
18/19 Contracted orthodontic activity (UOA)	0
Carry forward orthodontic activity (UOA)	0
Baseline contract value	£148,208.36

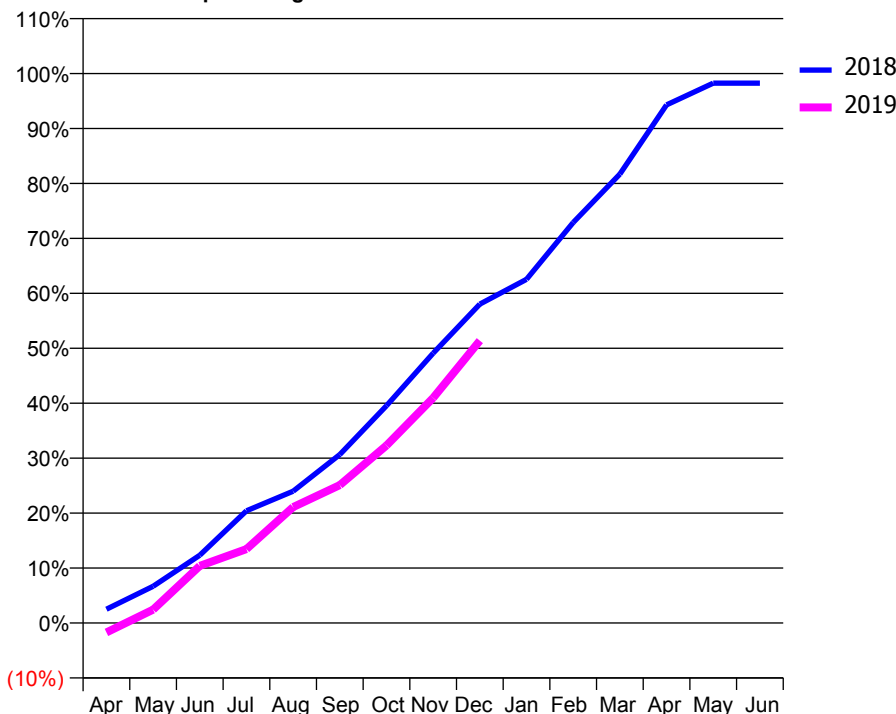
ACCESS*

Patients seen in 24 months	Total	Change since previous quarter
Quarter ending December 2017	2,400	
Quarter ending March 2018	2,435	→
Quarter ending June 2018	2,321	↓
Quarter ending September 2018	2,245	↓
Quarter ending December 2018	2,143	↓
Variance since December 2017	(10.7%)	↓



ACTIVITY

Cumulative percentage of contracted UDA delivered 2018 & 2019



Month	Adjusted Scheduled Activity (UDA)	
	2018	2019
April	147	-102
May	392	143
June	724	609
July	1,197	789
August	1,406	1,237
September	1,798	1,471
October	2,318	1,893
November	2,878	2,402
December	3,401	3,012
January	3,666	
February	4,271	
March	4,788	
April	5,527	
May	5,759	
June	5,759	

QUALITY

	Quantity	Base Number	Contract	AT	Region	England
% of FP17s for the same patient ID Re-attending within 3 months - Children	103	776	13.3%	10.2%	11.8%	11.8%
% of FP17s for the same patient ID Re-attending within 3 months - Adults	297	1,516	19.6%	15.4%	16.7%	15.6%
% of FP17s for the same patient ID Re-attending between 3 & 9 months - Children	383	776	49.4%	49.0%	48.6%	58.8%
% of FP17s for the same patient ID Re-attending between 3 & 9 months - Adults	597	1,516	39.4%	38.7%	39.1%	51.0%
% of FP17s for Band 1 Urgent Courses	175	1,326	13.2%	10.2%	10.6%	9.0%
% of FP17s Relating to Free Repair or Replacements	2	1,326	0.2%	0.6%	0.5%	0.8%
% of FP17s Relating to Continuations	9	1,326	0.7%	0.9%	0.7%	0.9%
% of Patients satisfied with the dentistry they have received	0	0	N/A	91.8%	90.2%	93.2%
% of Patients satisfied with the time they had to wait for an appointment	0	0	N/A	87.2%	85.0%	88.3%

* This is based on patients treated on this contract for their most recent course of treatment. Figures in italics indicate the base number of FP17s or Patient Questionnaire responses are less than 100. N/A is shown where the base number of responses is less than 10 during the period. % is calculated as Quantity/Base number*100

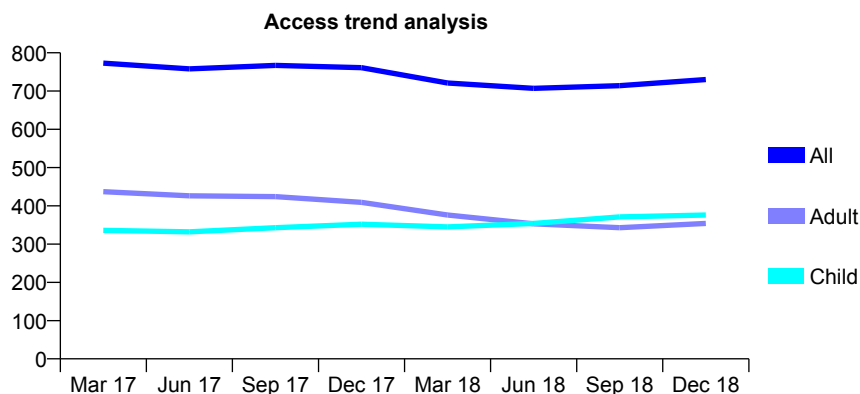
Q63 - Vital Signs At a Glance Contract Report for 842761/0001 - December 2018

Name or company name	MRS H SEBI
Contract type name	GDS Contract
Purpose of contract	General
Contract start date	01/04/2006
Contract end date	

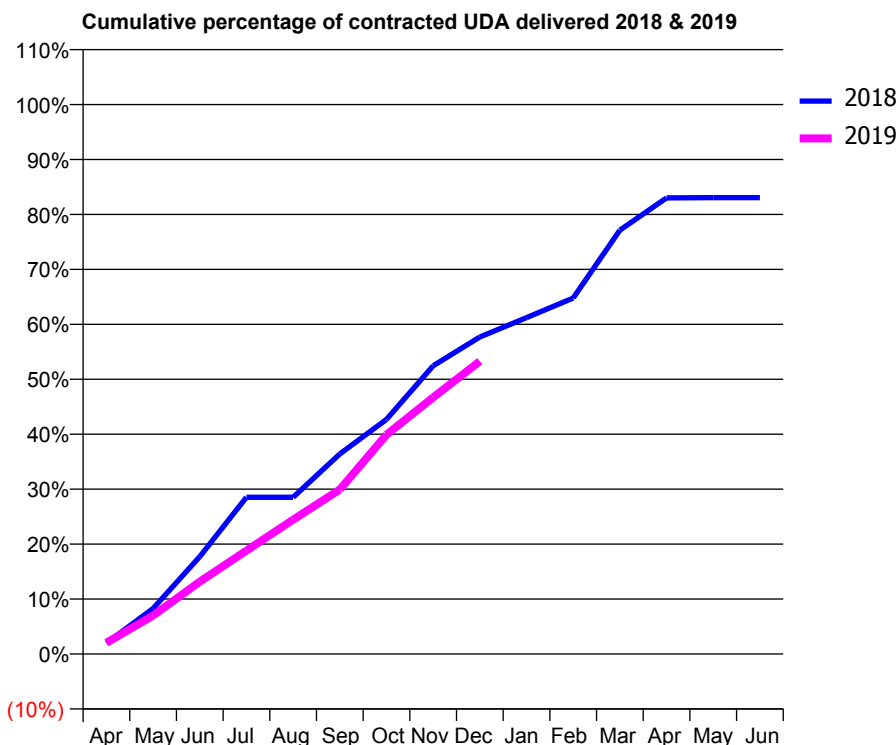
18/19 Contracted general activity (UDA)	1,704
Carry forward general activity (UDA)	0
18/19 Contracted orthodontic activity (UOA)	0
Carry forward orthodontic activity (UOA)	0
Baseline contract value	£43,853.20

ACCESS*

Patients seen in 24 months	Total	Change since previous quarter
Quarter ending December 2017	761	
Quarter ending March 2018	721	↓
Quarter ending June 2018	707	↓
Quarter ending September 2018	714	→
Quarter ending December 2018	730	↑
Variance since December 2017	(4.1%)	↓



ACTIVITY



Adjusted Scheduled Activity (UDA)		
Month	2018	2019
April	34	35
May	141	119
June	302	224
July	486	321
August	486	417
September	620	510
October	728	680
November	894	796
December	983	908
January	1,043	
February	1,104	
March	1,314	
April	1,414	
May	1,415	
June	1,415	

QUALITY

	Quantity	Base Number	Contract	AT	Region	England
% of FP17s for the same patient ID Re-attending within 3 months - Children	2	273	0.7%	10.2%	11.8%	11.8%
% of FP17s for the same patient ID Re-attending within 3 months - Adults	10	216	4.6%	15.4%	16.7%	15.6%
% of FP17s for the same patient ID Re-attending between 3 & 9 months - Children	61	273	22.3%	49.0%	48.6%	58.8%
% of FP17s for the same patient ID Re-attending between 3 & 9 months - Adults	57	216	26.4%	38.7%	39.1%	51.0%
% of FP17s for Band 1 Urgent Courses	10	452	2.2%	10.2%	10.6%	9.0%
% of FP17s Relating to Free Repair or Replacements	0	452	0.0%	0.6%	0.5%	0.8%
% of FP17s Relating to Continuations	0	452	0.0%	0.9%	0.7%	0.9%
% of Patients satisfied with the dentistry they have received	0	0	N/A	91.8%	90.2%	93.2%
% of Patients satisfied with the time they had to wait for an appointment	0	0	N/A	87.2%	85.0%	88.3%

* This is based on patients treated on this contract for their most recent course of treatment. Figures in italics indicate the base number of FP17s or Patient Questionnaire responses are less than 100. N/A is shown where the base number of responses is less than 10 during the period. % is calculated as Quantity/Base number*100

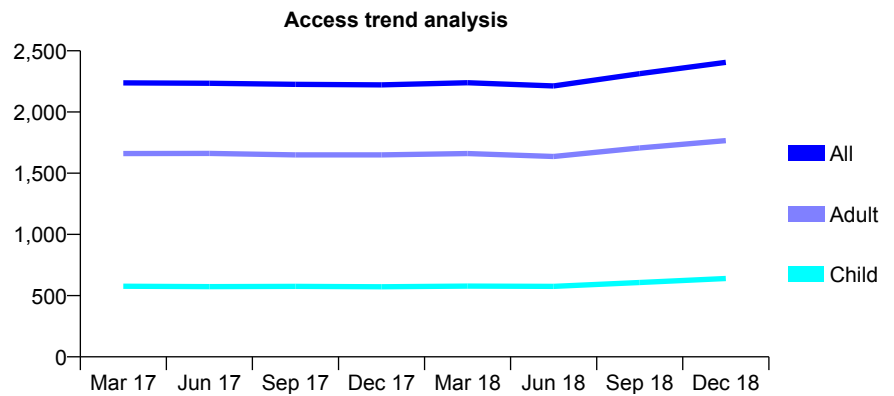
Q63 - Vital Signs At a Glance Contract Report for 843210/0001 - December 2018

Name or company name	MISS S HAMZEHNEJAD
Contract type name	GDS Contract
Purpose of contract	General
Contract start date	01/04/2006
Contract end date	

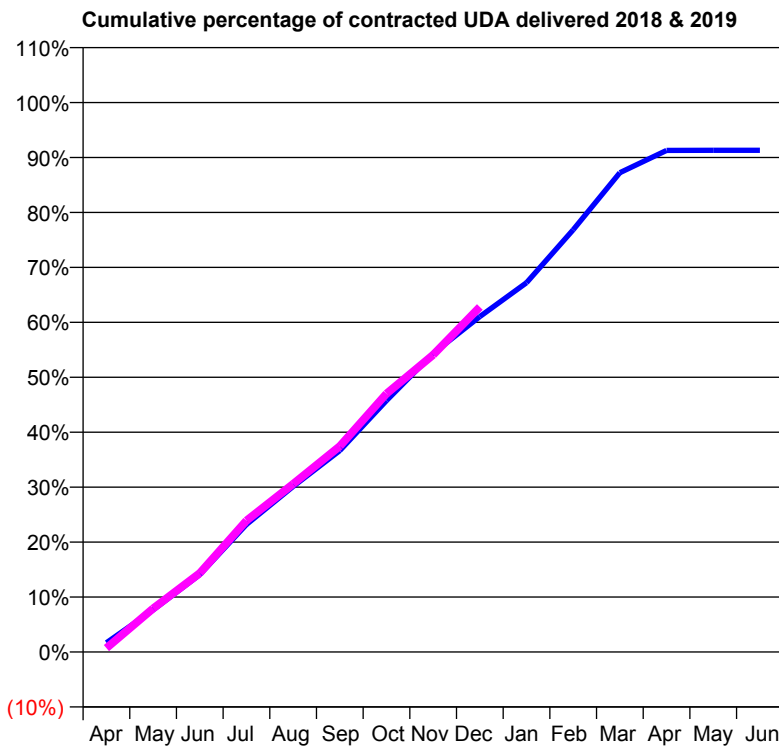
18/19 Contracted general activity (UDA)	8,228
Carry forward general activity (UDA)	0
18/19 Contracted orthodontic activity (UOA)	0
Carry forward orthodontic activity (UOA)	0
Baseline contract value	£226,005.34

ACCESS*

Patients seen in 24 months	Total	Change since previous quarter
Quarter ending December 2017	2,222	
Quarter ending March 2018	2,239	→
Quarter ending June 2018	2,213	↓
Quarter ending September 2018	2,313	↑
Quarter ending December 2018	2,406	↑
Variance since December 2017	8.3%	↑



ACTIVITY



Month	Adjusted Scheduled Activity (UDA)	
	2018	2019
April	139	58
May	630	651
June	1,159	1,181
July	1,909	1,967
August	2,478	2,517
September	3,016	3,081
October	3,764	3,868
November	4,471	4,451
December	5,023	5,167
January	5,530	
February	6,323	
March	7,177	
April	7,510	
May	7,512	
June	7,512	

QUALITY

	Quantity	Base Number	Contract	AT	Region	England
% of FP17s for the same patient ID Re-attending within 3 months - Children	87	668	13.0%	10.2%	11.8%	11.8%
% of FP17s for the same patient ID Re-attending within 3 months - Adults	262	1,632	16.1%	15.4%	16.7%	15.6%
% of FP17s for the same patient ID Re-attending between 3 & 9 months - Children	293	668	43.9%	49.0%	48.6%	58.8%
% of FP17s for the same patient ID Re-attending between 3 & 9 months - Adults	682	1,632	41.8%	38.7%	39.1%	51.0%
% of FP17s for Band 1 Urgent Courses	208	2,137	9.7%	10.2%	10.6%	9.0%
% of FP17s Relating to Free Repair or Replacements	44	2,137	2.1%	0.6%	0.5%	0.8%
% of FP17s Relating to Continuations	40	2,137	1.9%	0.9%	0.7%	0.9%
% of Patients satisfied with the dentistry they have received	1	1	N/A	91.8%	90.2%	93.2%
% of Patients satisfied with the time they had to wait for an appointment	1	1	N/A	87.2%	85.0%	88.3%

* This is based on patients treated on this contract for their most recent course of treatment. Figures in italics indicate the base number of FP17s or Patient Questionnaire responses are less than 100. N/A is shown where the base number of responses is less than 10 during the period. % is calculated as Quantity/Base number*100

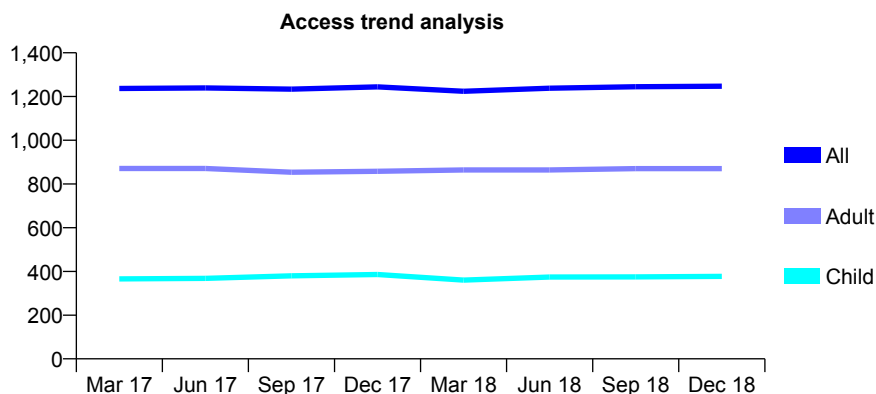
Q63 - Vital Signs At a Glance Contract Report for 843423/0001 - December 2018

Name or company name	MISS S RAHIMI-ATA
Contract type name	GDS Contract
Purpose of contract	General
Contract start date	01/04/2006
Contract end date	

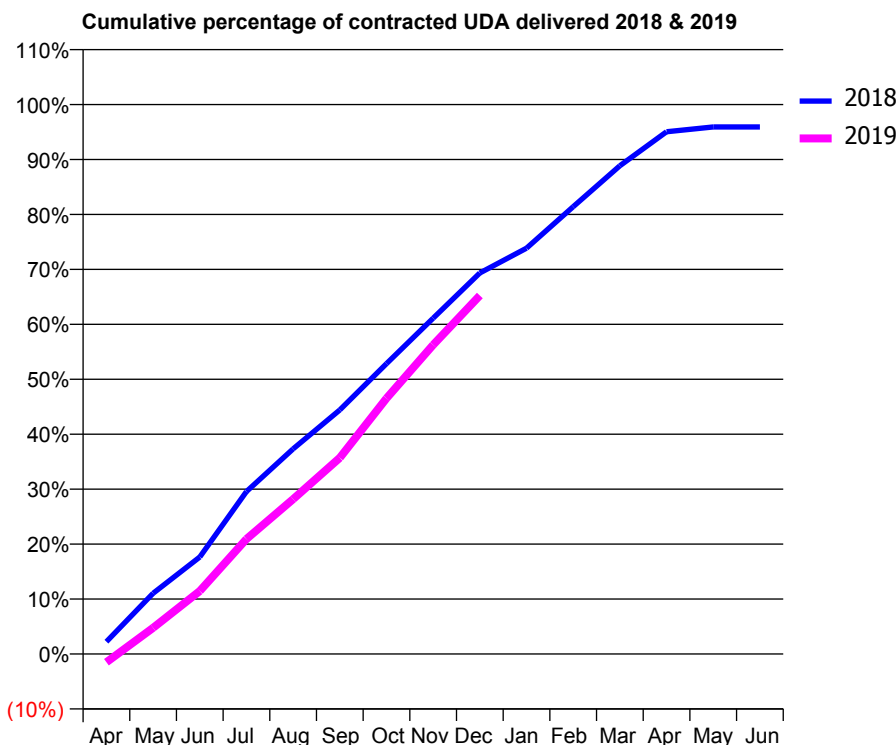
18/19 Contracted general activity (UDA)	4,738
Carry forward general activity (UDA)	193
18/19 Contracted orthodontic activity (UOA)	0
Carry forward orthodontic activity (UOA)	0
Baseline contract value	£151,450.21

ACCESS*

Patients seen in 24 months	Total	Change since previous quarter
Quarter ending December 2017	1,244	
Quarter ending March 2018	1,224	↓
Quarter ending June 2018	1,238	→
Quarter ending September 2018	1,245	→
Quarter ending December 2018	1,247	→
Variance since December 2017	0.2%	→



ACTIVITY



Month	Adjusted Scheduled Activity (UDA)	
	2018	2019
April	106	-72
May	524	226
June	836	543
July	1,401	992
August	1,769	1,336
September	2,105	1,691
October	2,504	2,205
November	2,896	2,665
December	3,286	3,091
January	3,500	
February	3,856	
March	4,210	
April	4,503	
May	4,545	
June	4,545	

QUALITY

	Quantity	Base Number	Contract	AT	Region	England
% of FP17s for the same patient ID Re-attending within 3 months - Children	12	382	3.1%	10.2%	11.8%	11.8%
% of FP17s for the same patient ID Re-attending within 3 months - Adults	86	763	11.3%	15.4%	16.7%	15.6%
% of FP17s for the same patient ID Re-attending between 3 & 9 months - Children	250	382	65.4%	49.0%	48.6%	58.8%
% of FP17s for the same patient ID Re-attending between 3 & 9 months - Adults	352	763	46.1%	38.7%	39.1%	51.0%
% of FP17s for Band 1 Urgent Courses	35	1,055	3.3%	10.2%	10.6%	9.0%
% of FP17s Relating to Free Repair or Replacements	0	1,055	0.0%	0.6%	0.5%	0.8%
% of FP17s Relating to Continuations	7	1,055	0.7%	0.9%	0.7%	0.9%
% of Patients satisfied with the dentistry they have received	2	2	N/A	91.8%	90.2%	93.2%
% of Patients satisfied with the time they had to wait for an appointment	2	2	N/A	87.2%	85.0%	88.3%

* This is based on patients treated on this contract for their most recent course of treatment. Figures in italics indicate the base number of FP17s or Patient Questionnaire responses are less than 100. N/A is shown where the base number of responses is less than 10 during the period. % is calculated as Quantity/Base number*100

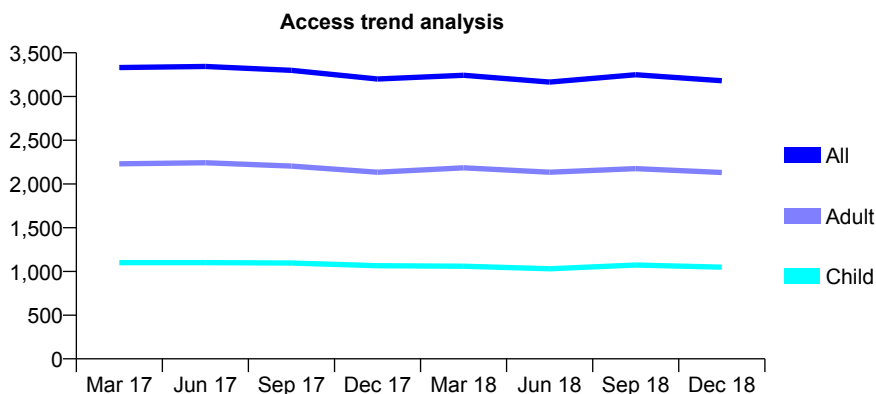
Q63 - Vital Signs At a Glance Contract Report for 844578/0001 - December 2018

Name or company name	MR PS PANESAR
Contract type name	GDS Contract
Purpose of contract	General
Contract start date	01/04/2006
Contract end date	

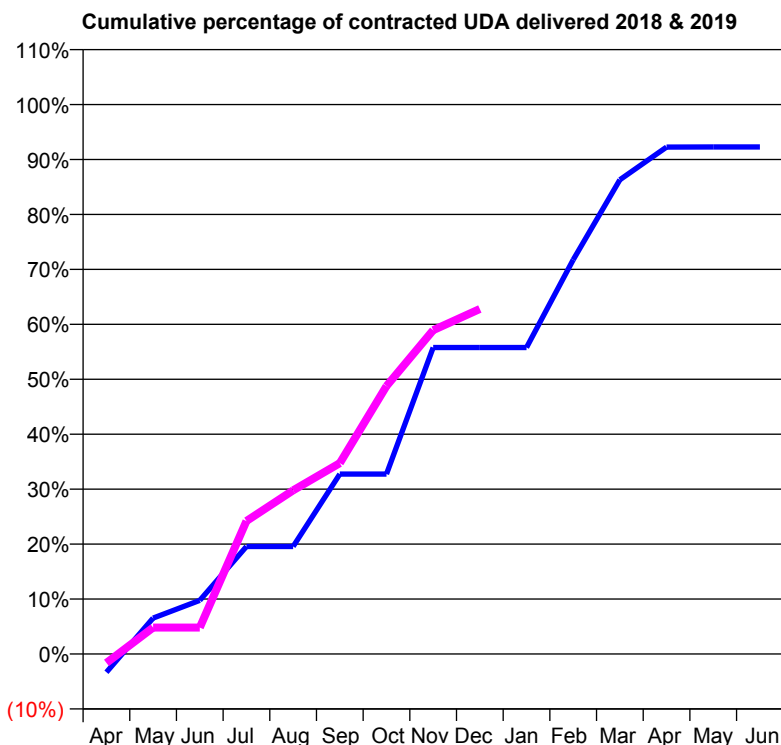
18/19 Contracted general activity (UDA)	5,350
Carry forward general activity (UDA)	413
18/19 Contracted orthodontic activity (UOA)	0
Carry forward orthodontic activity (UOA)	0
Baseline contract value	£151,494.15

ACCESS*

Patients seen in 24 months	Total	Change since previous quarter
Quarter ending December 2017	3,200	
Quarter ending March 2018	3,243	→
Quarter ending June 2018	3,165	↓
Quarter ending September 2018	3,249	↑
Quarter ending December 2018	3,181	↓
Variance since December 2017	(0.6%)	→



ACTIVITY



Month	Adjusted Scheduled Activity (UDA)	
	2018	2019
April	-179	-87
May	350	258
June	522	258
July	1,047	1,295
August	1,047	1,594
September	1,752	1,859
October	1,752	2,609
November	2,984	3,152
December	2,984	3,360
January	2,984	
February	3,838	
March	4,617	
April	4,936	
May	4,937	
June	4,937	

QUALITY

	Quantity	Base Number	Contract	AT	Region	England
% of FP17s for the same patient ID Re-attending within 3 months - Children	66	944	7.0%	10.2%	11.8%	11.8%
% of FP17s for the same patient ID Re-attending within 3 months - Adults	257	1,730	14.9%	15.4%	16.7%	15.6%
% of FP17s for the same patient ID Re-attending between 3 & 9 months - Children	488	944	51.7%	49.0%	48.6%	58.8%
% of FP17s for the same patient ID Re-attending between 3 & 9 months - Adults	559	1,730	32.3%	38.7%	39.1%	51.0%
% of FP17s for Band 1 Urgent Courses	204	2,001	10.2%	10.2%	10.6%	9.0%
% of FP17s Relating to Free Repair or Replacements	19	2,001	0.9%	0.6%	0.5%	0.8%
% of FP17s Relating to Continuations	4	2,001	0.2%	0.9%	0.7%	0.9%
% of Patients satisfied with the dentistry they have received	0	0	N/A	91.8%	90.2%	93.2%
% of Patients satisfied with the time they had to wait for an appointment	0	0	N/A	87.2%	85.0%	88.3%

* This is based on patients treated on this contract for their most recent course of treatment. Figures in italics indicate the base number of FP17s or Patient Questionnaire responses are less than 100. N/A is shown where the base number of responses is less than 10 during the period. % is calculated as Quantity/Base number*100

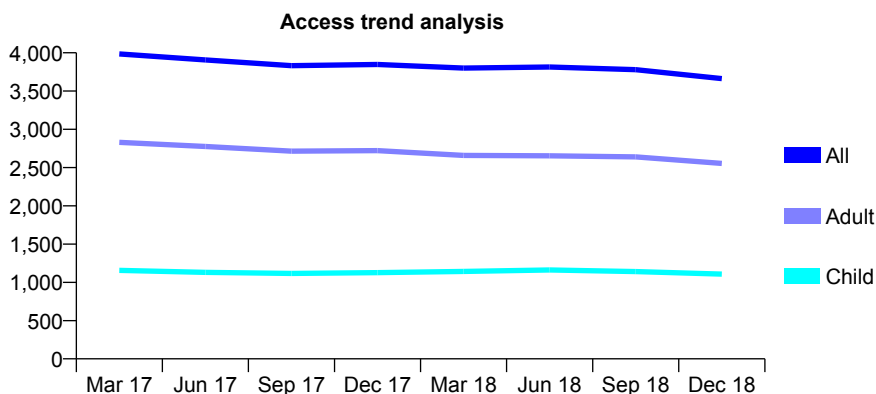
Q63 - Vital Signs At a Glance Contract Report for 844616/0001 - December 2018

Name or company name	MISS RY ISLAM
Contract type name	GDS Contract
Purpose of contract	General
Contract start date	01/04/2006
Contract end date	

18/19 Contracted general activity (UDA)	10,375
Carry forward general activity (UDA)	-23
18/19 Contracted orthodontic activity (UOA)	0
Carry forward orthodontic activity (UOA)	0
Baseline contract value	£290,906.74

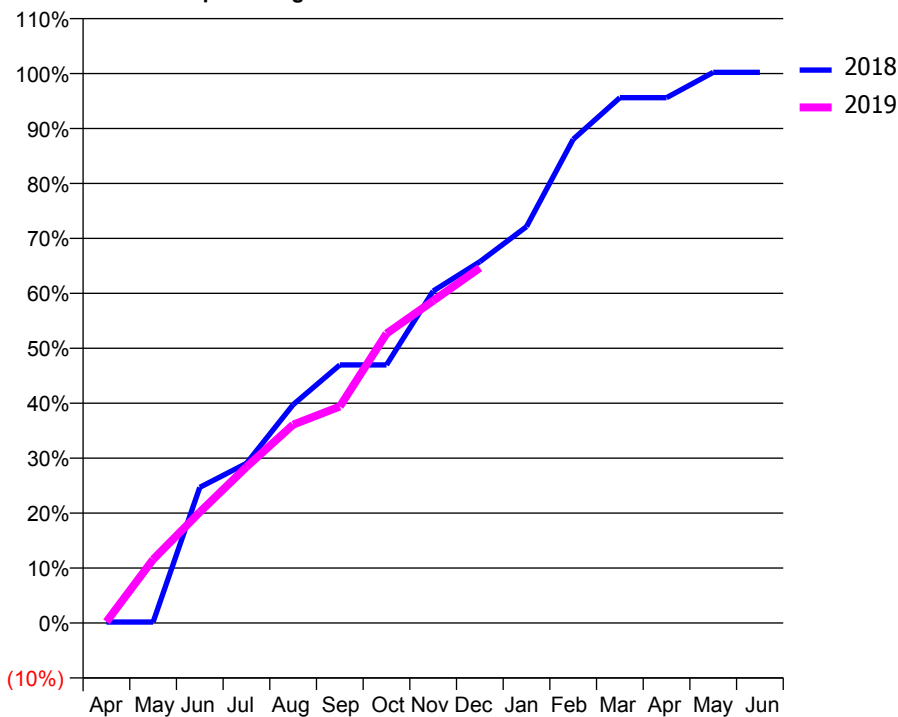
ACCESS*

Patients seen in 24 months	Total	Change since previous quarter
Quarter ending December 2017	3,848	
Quarter ending March 2018	3,801	↓
Quarter ending June 2018	3,814	→
Quarter ending September 2018	3,779	→
Quarter ending December 2018	3,663	↓
Variance since December 2017	(4.8%)	↓



ACTIVITY

Cumulative percentage of contracted UDA delivered 2018 & 2019



Month	Adjusted Scheduled Activity (UDA)	
	2018	2019
April	19	23
May	19	1,199
June	2,561	2,092
July	3,015	2,948
August	4,123	3,744
September	4,872	4,088
October	4,872	5,466
November	6,269	6,083
December	6,822	6,706
January	7,485	
February	9,134	
March	9,918	
April	9,918	
May	10,398	
June	10,398	

QUALITY

	Quantity	Base Number	Contract	AT	Region	England
% of FP17s for the same patient ID Re-attending within 3 months - Children	66	924	7.1%	10.2%	11.8%	11.8%
% of FP17s for the same patient ID Re-attending within 3 months - Adults	144	1,794	8.0%	15.4%	16.7%	15.6%
% of FP17s for the same patient ID Re-attending between 3 & 9 months - Children	398	924	43.1%	49.0%	48.6%	58.8%
% of FP17s for the same patient ID Re-attending between 3 & 9 months - Adults	607	1,794	33.8%	38.7%	39.1%	51.0%
% of FP17s for Band 1 Urgent Courses	151	2,187	6.9%	10.2%	10.6%	9.0%
% of FP17s Relating to Free Repair or Replacements	8	2,187	0.4%	0.6%	0.5%	0.8%
% of FP17s Relating to Continuations	18	2,187	0.8%	0.9%	0.7%	0.9%
% of Patients satisfied with the dentistry they have received	7	7	N/A	91.8%	90.2%	93.2%
% of Patients satisfied with the time they had to wait for an appointment	7	7	N/A	87.2%	85.0%	88.3%

* This is based on patients treated on this contract for their most recent course of treatment. Figures in italics indicate the base number of FP17s or Patient Questionnaire responses are less than 100. N/A is shown where the base number of responses is less than 10 during the period. % is calculated as Quantity/Base number*100

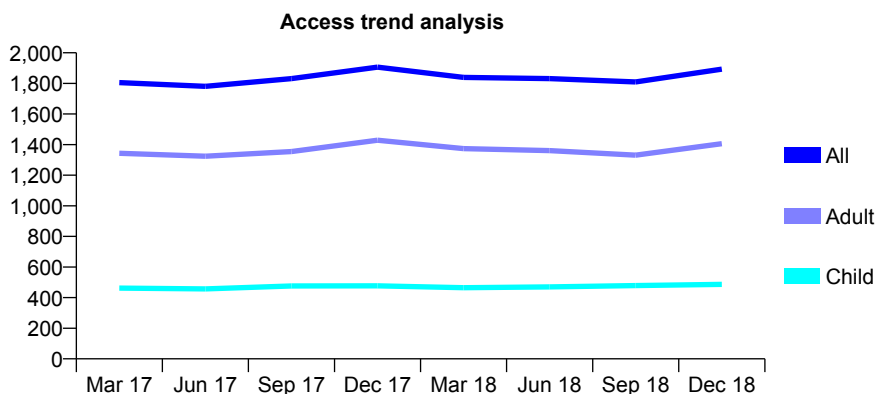
Q63 - Vital Signs At a Glance Contract Report for 846066/0001 - December 2018

Name or company name	MR A SYED
Contract type name	GDS Contract
Purpose of contract	General
Contract start date	01/04/2006
Contract end date	

18/19 Contracted general activity (UDA)	5,478
Carry forward general activity (UDA)	-110
18/19 Contracted orthodontic activity (UOA)	0
Carry forward orthodontic activity (UOA)	0
Baseline contract value	£226,384.73

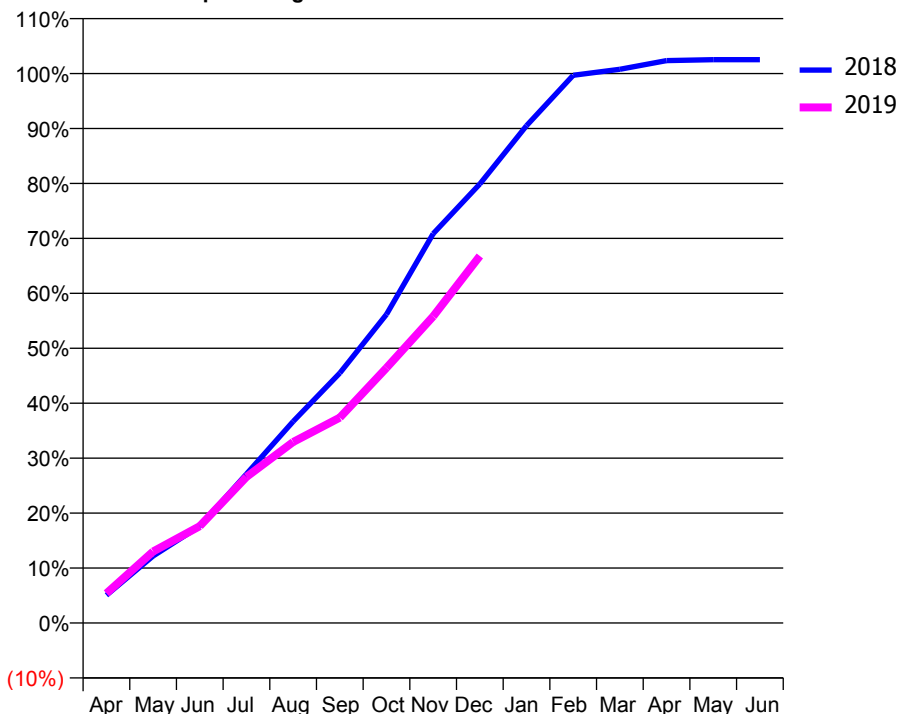
ACCESS*

Patients seen in 24 months	Total	Change since previous quarter
Quarter ending December 2017	1,906	
Quarter ending March 2018	1,839	↓
Quarter ending June 2018	1,831	→
Quarter ending September 2018	1,810	↓
Quarter ending December 2018	1,893	↑
Variance since December 2017	(0.7%)	→



ACTIVITY

Cumulative percentage of contracted UDA delivered 2018 & 2019



Month	Adjusted Scheduled Activity (UDA)	
	2018	2019
April	277	296
May	668	714
June	966	966
July	1,485	1,456
August	2,010	1,805
September	2,492	2,048
October	3,077	2,543
November	3,881	3,057
December	4,377	3,659
January	4,958	
February	5,460	
March	5,520	
April	5,607	
May	5,616	
June	5,616	

QUALITY

	Quantity	Base Number	Contract	AT	Region	England
% of FP17s for the same patient ID Re-attending within 3 months - Children	22	462	4.8%	10.2%	11.8%	11.8%
% of FP17s for the same patient ID Re-attending within 3 months - Adults	78	910	8.6%	15.4%	16.7%	15.6%
% of FP17s for the same patient ID Re-attending between 3 & 9 months - Children	220	462	47.6%	49.0%	48.6%	58.8%
% of FP17s for the same patient ID Re-attending between 3 & 9 months - Adults	215	910	23.6%	38.7%	39.1%	51.0%
% of FP17s for Band 1 Urgent Courses	138	1,313	10.5%	10.2%	10.6%	9.0%
% of FP17s Relating to Free Repair or Replacements	0	1,313	0.0%	0.6%	0.5%	0.8%
% of FP17s Relating to Continuations	1	1,313	0.1%	0.9%	0.7%	0.9%
% of Patients satisfied with the dentistry they have received	0	0	N/A	91.8%	90.2%	93.2%
% of Patients satisfied with the time they had to wait for an appointment	0	0	N/A	87.2%	85.0%	88.3%

* This is based on patients treated on this contract for their most recent course of treatment. Figures in italics indicate the base number of FP17s or Patient Questionnaire responses are less than 100. N/A is shown where the base number of responses is less than 10 during the period. % is calculated as Quantity/Base number*100

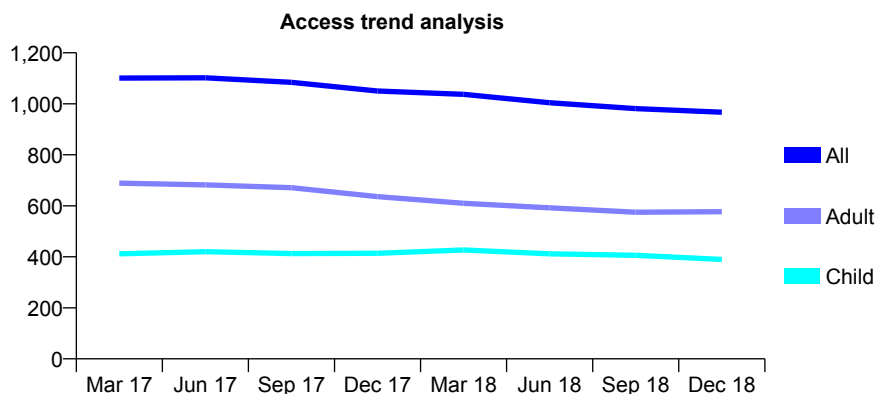
Q63 - Vital Signs At a Glance Contract Report for 847550/0001 - December 2018

Name or company name	MRS R SHERIFF
Contract type name	GDS Contract
Purpose of contract	General
Contract start date	01/06/2006
Contract end date	

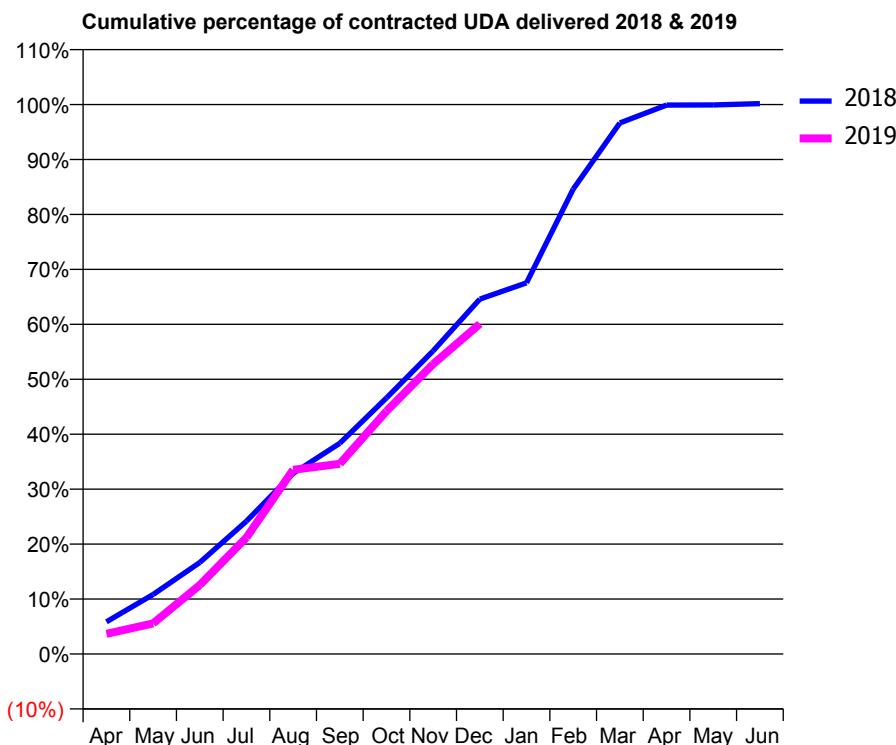
18/19 Contracted general activity (UDA)	4,787
Carry forward general activity (UDA)	-7
18/19 Contracted orthodontic activity (UOA)	0
Carry forward orthodontic activity (UOA)	0
Baseline contract value	£147,133.63

ACCESS*

Patients seen in 24 months	Total	Change since previous quarter
Quarter ending December 2017	1,050	
Quarter ending March 2018	1,037	↓
Quarter ending June 2018	1,004	↓
Quarter ending September 2018	981	↓
Quarter ending December 2018	967	↓
Variance since December 2017	(7.9%)	↓



ACTIVITY



Month	Adjusted Scheduled Activity (UDA)	
	2018	2019
April	280	176
May	519	266
June	797	601
July	1,157	1,014
August	1,574	1,605
September	1,836	1,658
October	2,231	2,116
November	2,641	2,527
December	3,091	2,875
January	3,234	
February	4,050	
March	4,626	
April	4,782	
May	4,783	
June	4,794	

QUALITY

	Quantity	Base Number	Contract	AT	Region	England
% of FP17s for the same patient ID Re-attending within 3 months - Children	97	355	27.3%	10.2%	11.8%	11.8%
% of FP17s for the same patient ID Re-attending within 3 months - Adults	209	582	35.9%	15.4%	16.7%	15.6%
% of FP17s for the same patient ID Re-attending between 3 & 9 months - Children	134	355	37.7%	49.0%	48.6%	58.8%
% of FP17s for the same patient ID Re-attending between 3 & 9 months - Adults	166	582	28.5%	38.7%	39.1%	51.0%
% of FP17s for Band 1 Urgent Courses	52	884	5.9%	10.2%	10.6%	9.0%
% of FP17s Relating to Free Repair or Replacements	1	884	0.1%	0.6%	0.5%	0.8%
% of FP17s Relating to Continuations	138	884	15.6%	0.9%	0.7%	0.9%
% of Patients satisfied with the dentistry they have received	0	0	N/A	91.8%	90.2%	93.2%
% of Patients satisfied with the time they had to wait for an appointment	0	0	N/A	87.2%	85.0%	88.3%

* This is based on patients treated on this contract for their most recent course of treatment. Figures in italics indicate the base number of FP17s or Patient Questionnaire responses are less than 100. N/A is shown where the base number of responses is less than 10 during the period. % is calculated as Quantity/Base number*100

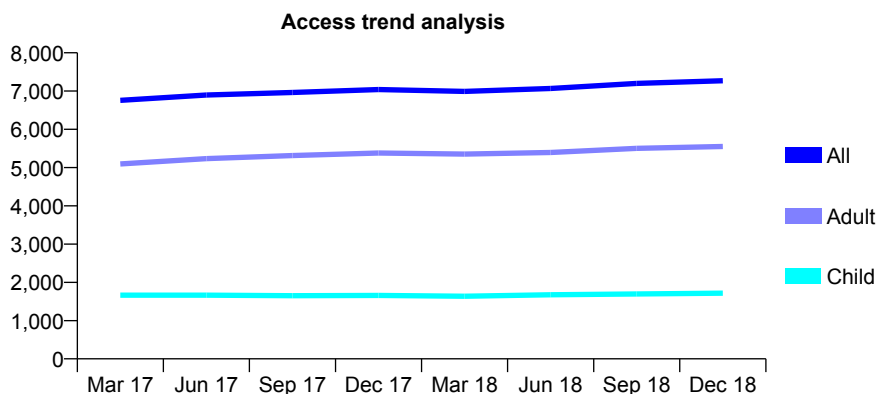
Q63 - Vital Signs At a Glance Contract Report for 848018/0001 - December 2018

Name or company name	MS F POURGHOBAD
Contract type name	GDS Contract
Purpose of contract	General
Contract start date	01/04/2006
Contract end date	

18/19 Contracted general activity (UDA)	16,817
Carry forward general activity (UDA)	-336
18/19 Contracted orthodontic activity (UOA)	0
Carry forward orthodontic activity (UOA)	0
Baseline contract value	£503,759.90

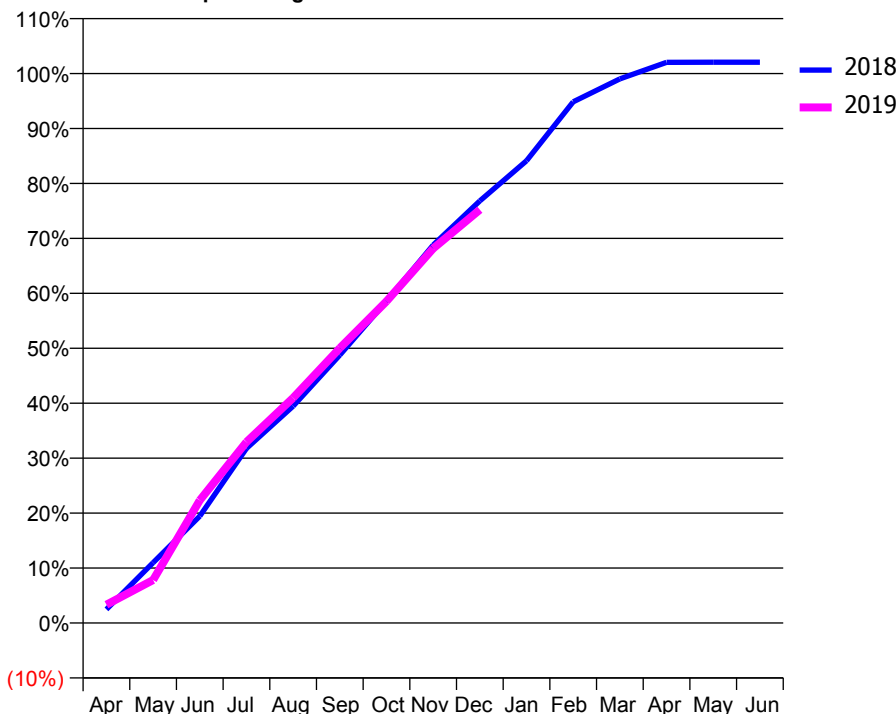
ACCESS*

Patients seen in 24 months	Total	Change since previous quarter
Quarter ending December 2017	7,040	
Quarter ending March 2018	6,992	→
Quarter ending June 2018	7,069	→
Quarter ending September 2018	7,201	→
Quarter ending December 2018	7,269	→
Variance since December 2017	3.3%	↑



ACTIVITY

Cumulative percentage of contracted UDA delivered 2018 & 2019



Month	Adjusted Scheduled Activity (UDA)	
	2018	2019
April	417	560
May	1,845	1,315
June	3,270	3,756
July	5,346	5,539
August	6,636	6,891
September	8,203	8,412
October	9,855	9,845
November	11,568	11,462
December	12,918	12,647
January	14,149	
February	15,952	
March	16,651	
April	17,160	
May	17,161	
June	17,161	

QUALITY

	Quantity	Base Number	Contract	AT	Region	England
% of FP17s for the same patient ID Re-attending within 3 months - Children	82	1,701	4.8%	10.2%	11.8%	11.8%
% of FP17s for the same patient ID Re-attending within 3 months - Adults	478	4,991	9.6%	15.4%	16.7%	15.6%
% of FP17s for the same patient ID Re-attending between 3 & 9 months - Children	575	1,701	33.8%	49.0%	48.6%	58.8%
% of FP17s for the same patient ID Re-attending between 3 & 9 months - Adults	1,659	4,991	33.2%	38.7%	39.1%	51.0%
% of FP17s for Band 1 Urgent Courses	390	6,471	6.0%	10.2%	10.6%	9.0%
% of FP17s Relating to Free Repair or Replacements	10	6,471	0.2%	0.6%	0.5%	0.8%
% of FP17s Relating to Continuations	39	6,471	0.6%	0.9%	0.7%	0.9%
% of Patients satisfied with the dentistry they have received	3	3	N/A	91.8%	90.2%	93.2%
% of Patients satisfied with the time they had to wait for an appointment	3	3	N/A	87.2%	85.0%	88.3%

* This is based on patients treated on this contract for their most recent course of treatment. Figures in italics indicate the base number of FP17s or Patient Questionnaire responses are less than 100. N/A is shown where the base number of responses is less than 10 during the period. % is calculated as Quantity/Base number*100

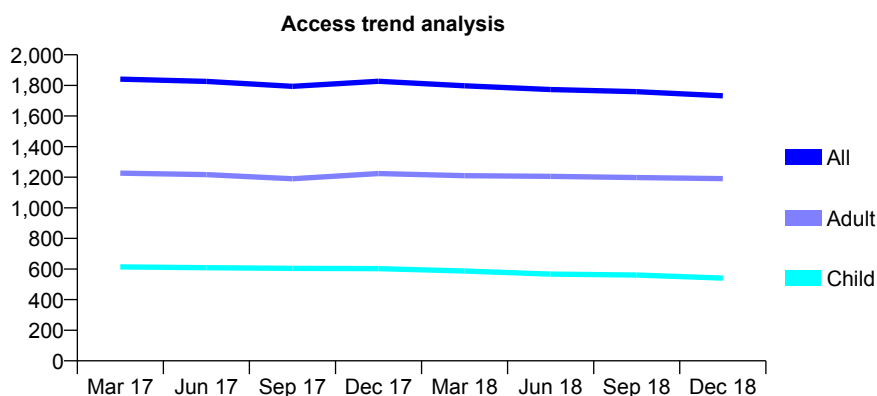
Q63 - Vital Signs At a Glance Contract Report for 849138/0002 - December 2018

Name or company name	Mr F K Banjo and Mrs D O Banjo
Contract type name	GDS Contract
Purpose of contract	General
Contract start date	01/04/2006
Contract end date	

18/19 Contracted general activity (UDA)	6,000
Carry forward general activity (UDA)	0
18/19 Contracted orthodontic activity (UOA)	0
Carry forward orthodontic activity (UOA)	0
Baseline contract value	£210,325.33

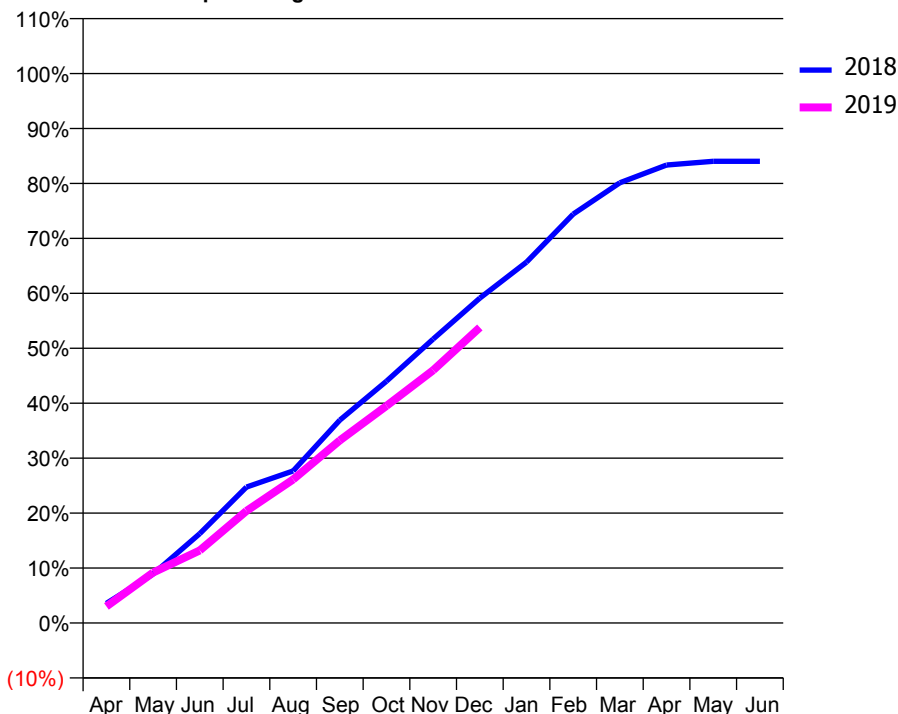
ACCESS*

Patients seen in 24 months	Total	Change since previous quarter
Quarter ending December 2017	1,827	
Quarter ending March 2018	1,797	↓
Quarter ending June 2018	1,773	↓
Quarter ending September 2018	1,759	→
Quarter ending December 2018	1,732	↓
Variance since December 2017	(5.2%)	↓



ACTIVITY

Cumulative percentage of contracted UDA delivered 2018 & 2019



Month	Adjusted Scheduled Activity (UDA)	
	2018	2019
April	215	182
May	535	551
June	976	793
July	1,484	1,223
August	1,660	1,567
September	2,215	1,994
October	2,641	2,371
November	3,100	2,760
December	3,547	3,227
January	3,940	
February	4,464	
March	4,807	
April	5,001	
May	5,042	
June	5,042	

QUALITY

	Quantity	Base Number	Contract	AT	Region	England
% of FP17s for the same patient ID Re-attending within 3 months - Children	26	413	6.3%	10.2%	11.8%	11.8%
% of FP17s for the same patient ID Re-attending within 3 months - Adults	127	962	13.2%	15.4%	16.7%	15.6%
% of FP17s for the same patient ID Re-attending between 3 & 9 months - Children	153	413	37.0%	49.0%	48.6%	58.8%
% of FP17s for the same patient ID Re-attending between 3 & 9 months - Adults	343	962	35.7%	38.7%	39.1%	51.0%
% of FP17s for Band 1 Urgent Courses	42	1,280	3.3%	10.2%	10.6%	9.0%
% of FP17s Relating to Free Repair or Replacements	3	1,280	0.2%	0.6%	0.5%	0.8%
% of FP17s Relating to Continuations	0	1,280	0.0%	0.9%	0.7%	0.9%
% of Patients satisfied with the dentistry they have received	0	0	N/A	91.8%	90.2%	93.2%
% of Patients satisfied with the time they had to wait for an appointment	0	0	N/A	87.2%	85.0%	88.3%

* This is based on patients treated on this contract for their most recent course of treatment. Figures in italics indicate the base number of FP17s or Patient Questionnaire responses are less than 100. N/A is shown where the base number of responses is less than 10 during the period. % is calculated as Quantity/Base number*100

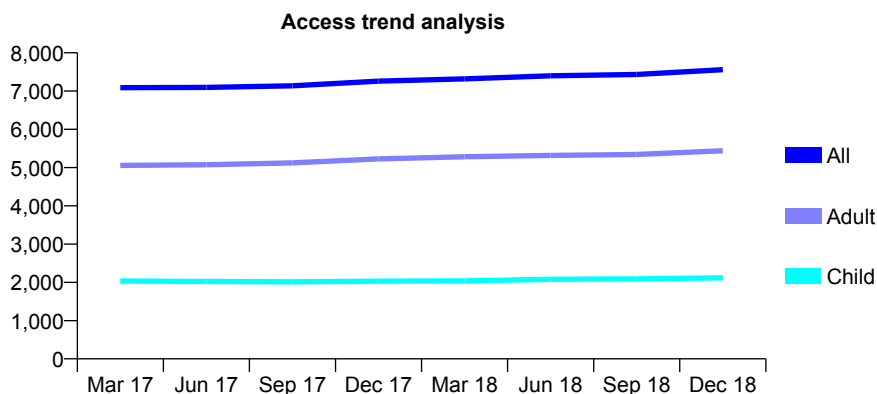
Q63 - Vital Signs At a Glance Contract Report for 853372/0001 - December 2018

Name or company name	Hook Lane Practice Limited
Contract type name	GDS Contract
Purpose of contract	General
Contract start date	19/04/2008
Contract end date	

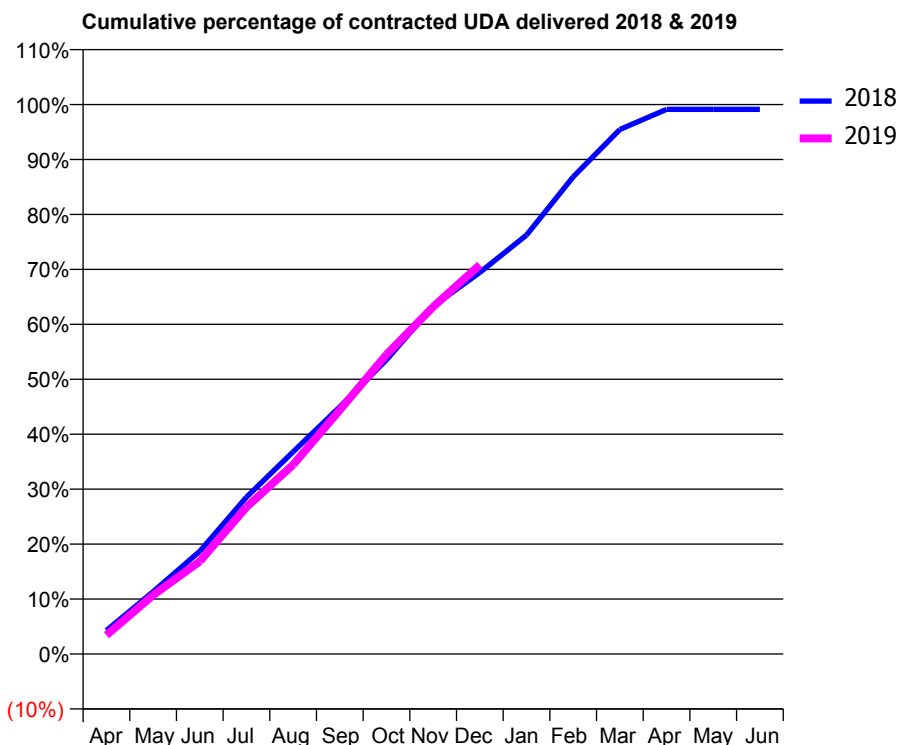
18/19 Contracted general activity (UDA)	20,021
Carry forward general activity (UDA)	178
18/19 Contracted orthodontic activity (UOA)	0
Carry forward orthodontic activity (UOA)	0
Baseline contract value	£581,128.37

ACCESS*

Patients seen in 24 months	Total	Change since previous quarter
Quarter ending December 2017	7,259	
Quarter ending March 2018	7,320	→
Quarter ending June 2018	7,397	→
Quarter ending September 2018	7,433	→
Quarter ending December 2018	7,559	→
Variance since December 2017	4.1%	↑



ACTIVITY



Month	Adjusted Scheduled Activity (UDA)	
	2018	2019
April	859	687
May	2,269	2,145
June	3,743	3,373
July	5,718	5,351
August	7,369	6,895
September	9,007	8,889
October	10,718	10,911
November	12,673	12,650
December	13,902	14,177
January	15,264	
February	17,386	
March	19,113	
April	19,843	
May	19,843	
June	19,843	

QUALITY

	Quantity	Base Number	Contract	AT	Region	England
% of FP17s for the same patient ID Re-attending within 3 months - Children	129	1,833	7.0%	10.2%	11.8%	11.8%
% of FP17s for the same patient ID Re-attending within 3 months - Adults	680	4,241	16.0%	15.4%	16.7%	15.6%
% of FP17s for the same patient ID Re-attending between 3 & 9 months - Children	796	1,833	43.4%	49.0%	48.6%	58.8%
% of FP17s for the same patient ID Re-attending between 3 & 9 months - Adults	1,480	4,241	34.9%	38.7%	39.1%	51.0%
% of FP17s for Band 1 Urgent Courses	386	5,592	6.9%	10.2%	10.6%	9.0%
% of FP17s Relating to Free Repair or Replacements	56	5,592	1.0%	0.6%	0.5%	0.8%
% of FP17s Relating to Continuations	233	5,592	4.2%	0.9%	0.7%	0.9%
% of Patients satisfied with the dentistry they have received	5	5	N/A	91.8%	90.2%	93.2%
% of Patients satisfied with the time they had to wait for an appointment	4	5	N/A	87.2%	85.0%	88.3%

* This is based on patients treated on this contract for their most recent course of treatment. Figures in italics indicate the base number of FP17s or Patient Questionnaire responses are less than 100. N/A is shown where the base number of responses is less than 10 during the period. % is calculated as Quantity/Base number*100

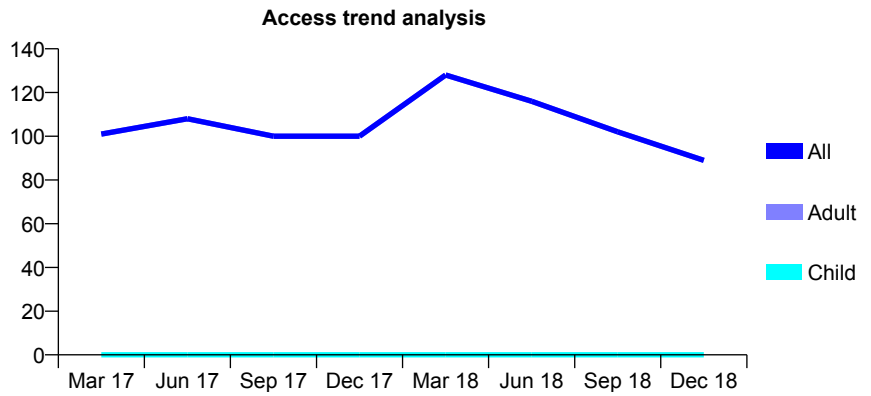
Q63 - Vital Signs At a Glance Contract Report for 853372/0003 - December 2018

Name or company name	Hook Lane Practice Limited
Contract type name	PDS Contract
Purpose of contract	General
Contract start date	01/06/2013
Contract end date	31/07/2018

18/19 Contracted general activity (UDA)	94
Carry forward general activity (UDA)	0
18/19 Contracted orthodontic activity (UOA)	0
Carry forward orthodontic activity (UOA)	0
Baseline contract value	£5,181.83

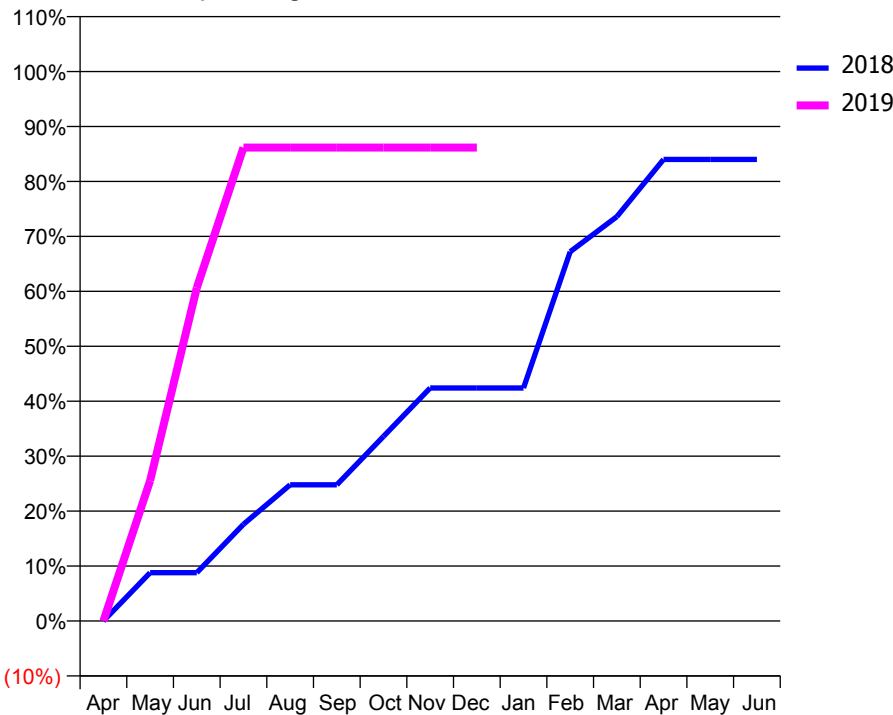
ACCESS*

Patients seen in 24 months	Total	Change since previous quarter
Quarter ending December 2017	100	
Quarter ending March 2018	128	↑
Quarter ending June 2018	116	↓
Quarter ending September 2018	102	↓
Quarter ending December 2018	89	↓
Variance since December 2017	(11.0%)	↓



ACTIVITY

Cumulative percentage of contracted UDA delivered 2018 & 2019



Month	Adjusted Scheduled Activity (UDA)	
	2018	2019
April	0	0
May	33	24
June	33	57
July	66	81
August	93	81
September	93	81
October	126	81
November	159	81
December	159	81
January	159	
February	252	
March	276	
April	315	
May	315	
June	315	

QUALITY

	Quantity	Base Number	Contract	AT	Region	England
% of FP17s for the same patient ID Re-attending within 3 months - Children	0	0	N/A	10.2%	11.8%	11.8%
% of FP17s for the same patient ID Re-attending within 3 months - Adults	0	40	0.0%	15.4%	16.7%	15.6%
% of FP17s for the same patient ID Re-attending between 3 & 9 months - Children	0	0	N/A	49.0%	48.6%	58.8%
% of FP17s for the same patient ID Re-attending between 3 & 9 months - Adults	0	40	0.0%	38.7%	39.1%	51.0%
% of FP17s for Band 1 Urgent Courses	0	27	0.0%	10.2%	10.6%	9.0%
% of FP17s Relating to Free Repair or Replacements	0	27	0.0%	0.6%	0.5%	0.8%
% of FP17s Relating to Continuations	0	27	0.0%	0.9%	0.7%	0.9%
% of Patients satisfied with the dentistry they have received	0	0	N/A	91.8%	90.2%	93.2%
% of Patients satisfied with the time they had to wait for an appointment	0	0	N/A	87.2%	85.0%	88.3%

* This is based on patients treated on this contract for their most recent course of treatment. Figures in italics indicate the base number of FP17s or Patient Questionnaire responses are less than 100. N/A is shown where the base number of responses is less than 10 during the period. % is calculated as Quantity/Base number*100

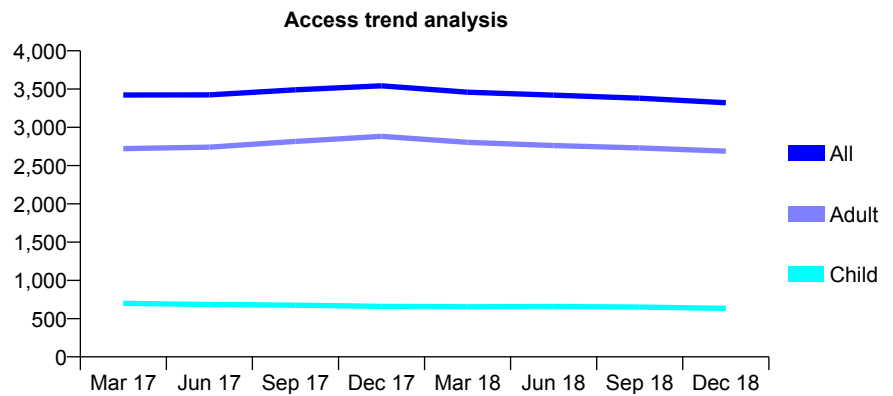
Q63 - Vital Signs At a Glance Contract Report for 854956/0003 - December 2018

Name or company name	MISS N AL-JUMAILY
Contract type name	GDS Contract
Purpose of contract	General
Contract start date	01/04/2015
Contract end date	

18/19 Contracted general activity (UDA)	6,973
Carry forward general activity (UDA)	-137
18/19 Contracted orthodontic activity (UOA)	0
Carry forward orthodontic activity (UOA)	0
Baseline contract value	£284,617.52

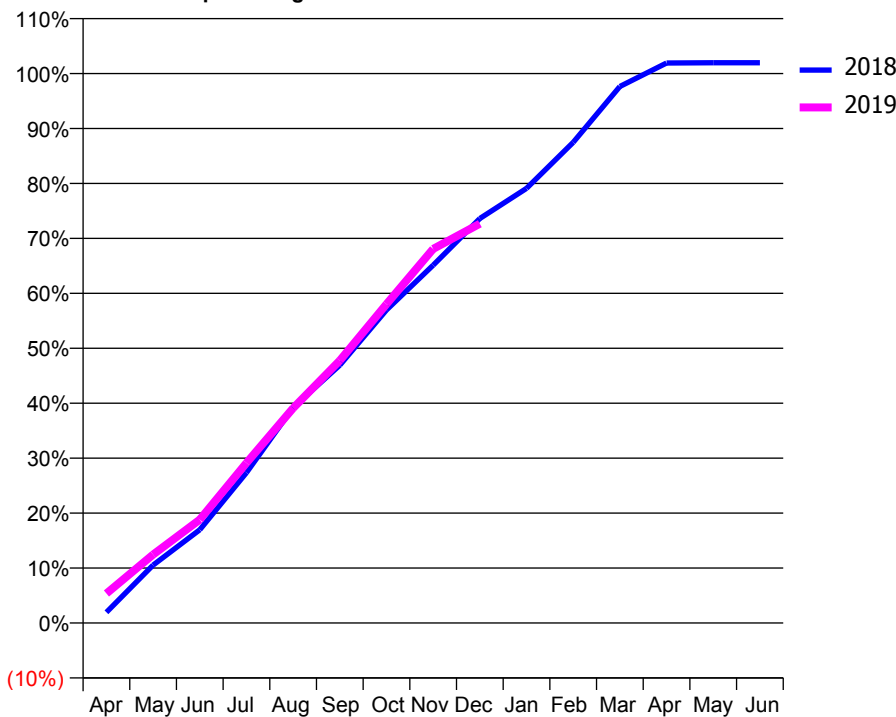
ACCESS*

Patients seen in 24 months	Total	Change since previous quarter
Quarter ending December 2017	3,542	
Quarter ending March 2018	3,458	↓
Quarter ending June 2018	3,420	↓
Quarter ending September 2018	3,381	↓
Quarter ending December 2018	3,322	↓
Variance since December 2017	(6.2%)	↓



ACTIVITY

Cumulative percentage of contracted UDA delivered 2018 & 2019



Month	Adjusted Scheduled Activity (UDA)	
	2018	2019
April	136	374
May	736	868
June	1,184	1,312
July	1,908	2,032
August	2,735	2,727
September	3,271	3,331
October	3,973	4,046
November	4,542	4,748
December	5,134	5,067
January	5,515	
February	6,100	
March	6,809	
April	7,106	
May	7,110	
June	7,110	

QUALITY

	Quantity	Base Number	Contract	AT	Region	England
% of FP17s for the same patient ID Re-attending within 3 months - Children	56	525	10.7%	10.2%	11.8%	11.8%
% of FP17s for the same patient ID Re-attending within 3 months - Adults	156	1,653	9.4%	15.4%	16.7%	15.6%
% of FP17s for the same patient ID Re-attending between 3 & 9 months - Children	190	525	36.2%	49.0%	48.6%	58.8%
% of FP17s for the same patient ID Re-attending between 3 & 9 months - Adults	399	1,653	24.1%	38.7%	39.1%	51.0%
% of FP17s for Band 1 Urgent Courses	193	2,065	9.3%	10.2%	10.6%	9.0%
% of FP17s Relating to Free Repair or Replacements	4	2,065	0.2%	0.6%	0.5%	0.8%
% of FP17s Relating to Continuations	1	2,065	0.0%	0.9%	0.7%	0.9%
% of Patients satisfied with the dentistry they have received	0	0	N/A	91.8%	90.2%	93.2%
% of Patients satisfied with the time they had to wait for an appointment	0	0	N/A	87.2%	85.0%	88.3%

* This is based on patients treated on this contract for their most recent course of treatment. Figures in italics indicate the base number of FP17s or Patient Questionnaire responses are less than 100. N/A is shown where the base number of responses is less than 10 during the period. % is calculated as Quantity/Base number*100

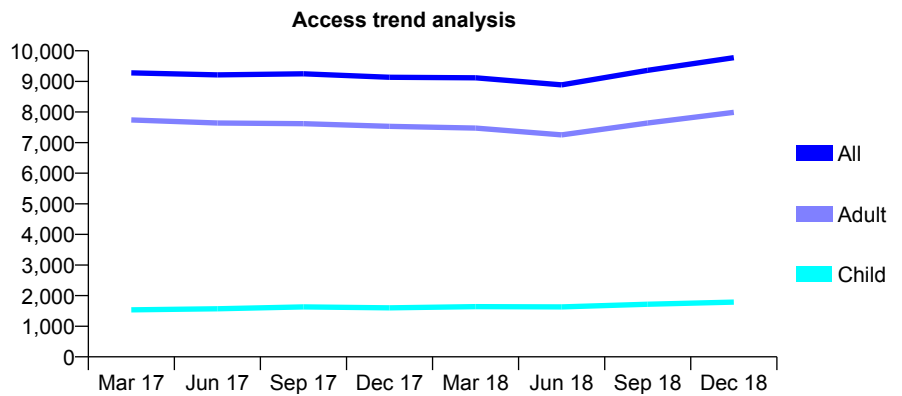
Q63 - Vital Signs At a Glance Contract Report for 855855/0001 - December 2018

Name or company name	MR F MIRZAI
Contract type name	GDS Contract
Purpose of contract	General
Contract start date	01/03/2008
Contract end date	

18/19 Contracted general activity (UDA)	31,000
Carry forward general activity (UDA)	0
18/19 Contracted orthodontic activity (UOA)	0
Carry forward orthodontic activity (UOA)	0
Baseline contract value	£950,995.06

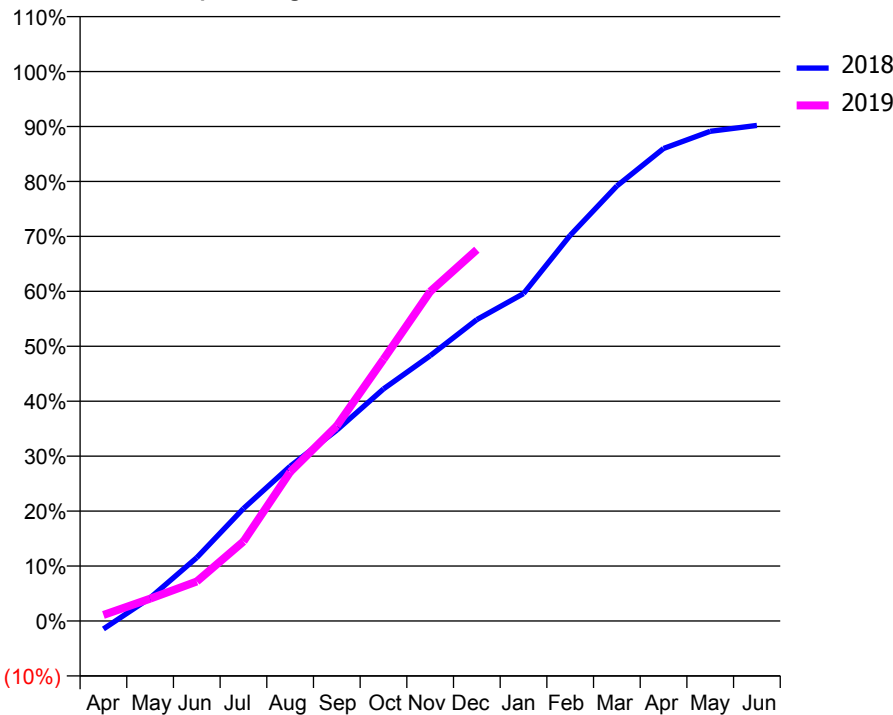
ACCESS*

Patients seen in 24 months	Total	Change since previous quarter
Quarter ending December 2017	9,133	
Quarter ending March 2018	9,116	→
Quarter ending June 2018	8,885	↓
Quarter ending September 2018	9,361	↑
Quarter ending December 2018	9,775	↑
Variance since December 2017	7.0%	↑



ACTIVITY

Cumulative percentage of contracted UDA delivered 2018 & 2019



Adjusted Scheduled Activity (UDA)		
Month	2018	2019
April	-453	343
May	1,304	1,260
June	3,580	2,228
July	6,347	4,487
August	8,727	8,407
September	10,768	11,013
October	13,097	14,765
November	14,964	18,587
December	17,009	20,944
January	18,476	
February	21,756	
March	24,542	
April	26,661	
May	27,630	
June	27,955	

QUALITY

	Quantity	Base Number	Contract	AT	Region	England
% of FP17s for the same patient ID Re-attending within 3 months - Children	71	1,590	4.5%	10.2%	11.8%	11.8%
% of FP17s for the same patient ID Re-attending within 3 months - Adults	580	6,131	9.5%	15.4%	16.7%	15.6%
% of FP17s for the same patient ID Re-attending between 3 & 9 months - Children	614	1,590	38.6%	49.0%	48.6%	58.8%
% of FP17s for the same patient ID Re-attending between 3 & 9 months - Adults	1,699	6,131	27.7%	38.7%	39.1%	51.0%
% of FP17s for Band 1 Urgent Courses	491	6,849	7.2%	10.2%	10.6%	9.0%
% of FP17s Relating to Free Repair or Replacements	42	6,849	0.6%	0.6%	0.5%	0.8%
% of FP17s Relating to Continuations	38	6,849	0.6%	0.9%	0.7%	0.9%
% of Patients satisfied with the dentistry they have received	1	1	N/A	91.8%	90.2%	93.2%
% of Patients satisfied with the time they had to wait for an appointment	1	1	N/A	87.2%	85.0%	88.3%

* This is based on patients treated on this contract for their most recent course of treatment. Figures in italics indicate the base number of FP17s or Patient Questionnaire responses are less than 100. N/A is shown where the base number of responses is less than 10 during the period. % is calculated as Quantity/Base number*100

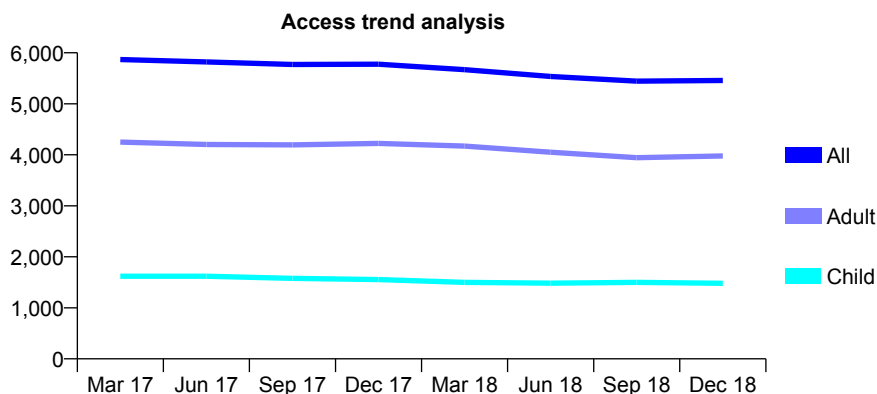
Q63 - Vital Signs At a Glance Contract Report for 858749/0001 - December 2018

Name or company name	MISS MR HARVEY
Contract type name	GDS Contract
Purpose of contract	General
Contract start date	11/09/2006
Contract end date	

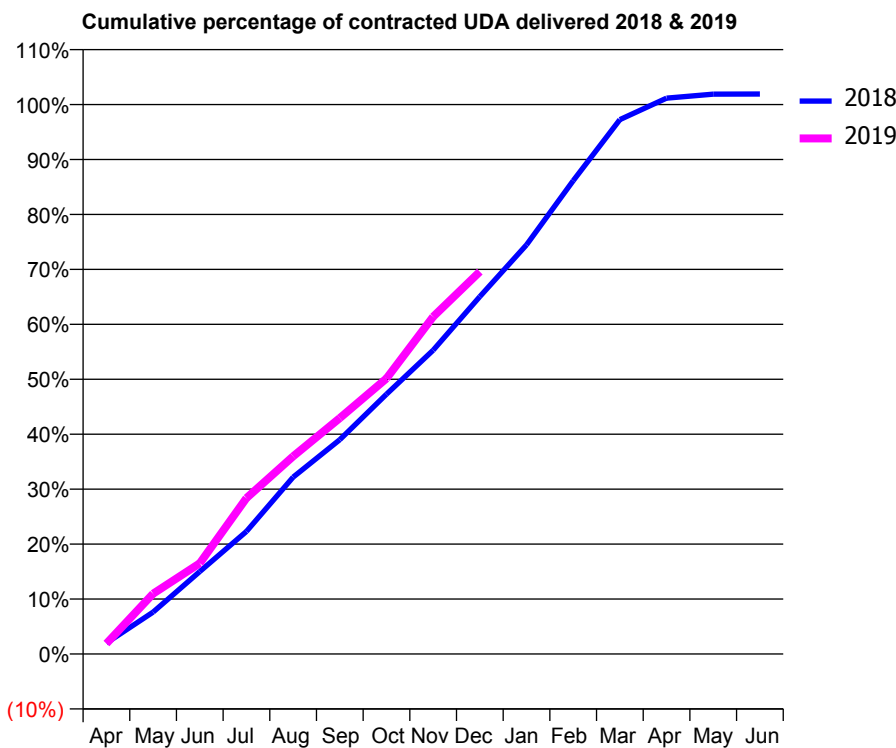
18/19 Contracted general activity (UDA)	12,750
Carry forward general activity (UDA)	-244
18/19 Contracted orthodontic activity (UOA)	0
Carry forward orthodontic activity (UOA)	0
Baseline contract value	£328,112.98

ACCESS*

Patients seen in 24 months	Total	Change since previous quarter
Quarter ending December 2017	5,777	
Quarter ending March 2018	5,670	↓
Quarter ending June 2018	5,536	↓
Quarter ending September 2018	5,444	↓
Quarter ending December 2018	5,457	→
Variance since December 2017	(5.5%)	↓



ACTIVITY



Month	Adjusted Scheduled Activity (UDA)	
	2018	2019
April	255	244
May	972	1,401
June	1,913	2,107
July	2,846	3,620
August	4,105	4,586
September	4,972	5,476
October	6,029	6,394
November	7,048	7,826
December	8,293	8,874
January	9,495	
February	10,983	
March	12,399	
April	12,898	
May	12,990	
June	12,994	

QUALITY

	Quantity	Base Number	Contract	AT	Region	England
% of FP17s for the same patient ID Re-attending within 3 months - Children	78	1,104	7.1%	10.2%	11.8%	11.8%
% of FP17s for the same patient ID Re-attending within 3 months - Adults	503	2,796	18.0%	15.4%	16.7%	15.6%
% of FP17s for the same patient ID Re-attending between 3 & 9 months - Children	356	1,104	32.2%	49.0%	48.6%	58.8%
% of FP17s for the same patient ID Re-attending between 3 & 9 months - Adults	735	2,796	26.3%	38.7%	39.1%	51.0%
% of FP17s for Band 1 Urgent Courses	490	3,651	13.4%	10.2%	10.6%	9.0%
% of FP17s Relating to Free Repair or Replacements	65	3,651	1.8%	0.6%	0.5%	0.8%
% of FP17s Relating to Continuations	33	3,651	0.9%	0.9%	0.7%	0.9%
% of Patients satisfied with the dentistry they have received	0	0	N/A	91.8%	90.2%	93.2%
% of Patients satisfied with the time they had to wait for an appointment	0	0	N/A	87.2%	85.0%	88.3%

* This is based on patients treated on this contract for their most recent course of treatment. Figures in italics indicate the base number of FP17s or Patient Questionnaire responses are less than 100. N/A is shown where the base number of responses is less than 10 during the period. % is calculated as Quantity/Base number*100

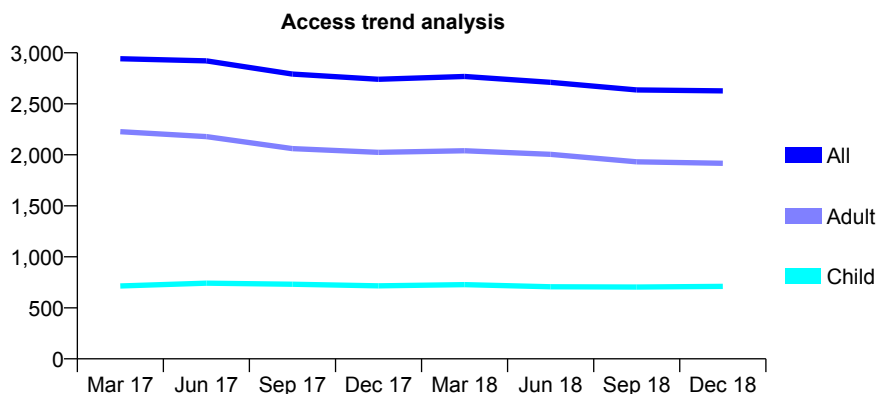
Q63 - Vital Signs At a Glance Contract Report for 859575/0001 - December 2018

Name or company name	Eltham Family Dental Practice
Contract type name	GDS Contract
Purpose of contract	General
Contract start date	17/07/2008
Contract end date	

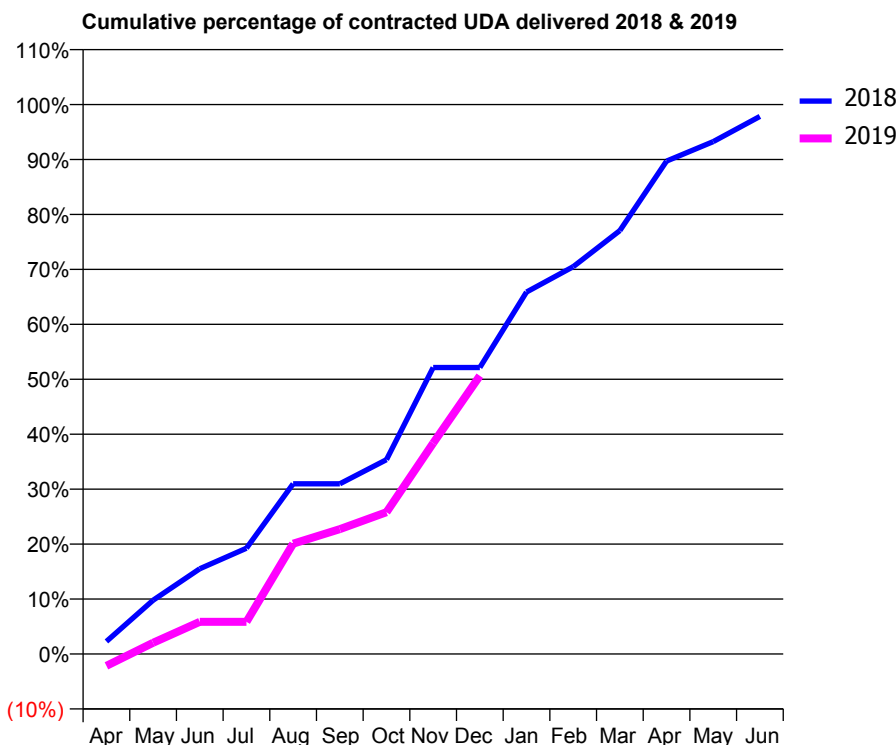
18/19 Contracted general activity (UDA)	8,000
Carry forward general activity (UDA)	173
18/19 Contracted orthodontic activity (UOA)	0
Carry forward orthodontic activity (UOA)	0
Baseline contract value	£218,439.49

ACCESS*

Patients seen in 24 months	Total	Change since previous quarter
Quarter ending December 2017	2,740	
Quarter ending March 2018	2,768	→
Quarter ending June 2018	2,710	↓
Quarter ending September 2018	2,636	↓
Quarter ending December 2018	2,627	→
Variance since December 2017	(4.1%)	↓



ACTIVITY



Adjusted Scheduled Activity (UDA)		
Month	2018	2019
April	184	-173
May	784	164
June	1,242	470
July	1,541	470
August	2,478	1,607
September	2,478	1,818
October	2,829	2,064
November	4,172	3,070
December	4,172	4,051
January	5,269	
February	5,639	
March	6,165	
April	7,175	
May	7,460	
June	7,827	

QUALITY

	Quantity	Base Number	Contract	AT	Region	England
% of FP17s for the same patient ID Re-attending within 3 months - Children	33	652	5.1%	10.2%	11.8%	11.8%
% of FP17s for the same patient ID Re-attending within 3 months - Adults	265	1,716	15.4%	15.4%	16.7%	15.6%
% of FP17s for the same patient ID Re-attending between 3 & 9 months - Children	254	652	39.0%	49.0%	48.6%	58.8%
% of FP17s for the same patient ID Re-attending between 3 & 9 months - Adults	510	1,716	29.7%	38.7%	39.1%	51.0%
% of FP17s for Band 1 Urgent Courses	266	1,755	15.2%	10.2%	10.6%	9.0%
% of FP17s Relating to Free Repair or Replacements	2	1,755	0.1%	0.6%	0.5%	0.8%
% of FP17s Relating to Continuations	14	1,755	0.8%	0.9%	0.7%	0.9%
% of Patients satisfied with the dentistry they have received	0	0	N/A	91.8%	90.2%	93.2%
% of Patients satisfied with the time they had to wait for an appointment	0	0	N/A	87.2%	85.0%	88.3%

* This is based on patients treated on this contract for their most recent course of treatment. Figures in italics indicate the base number of FP17s or Patient Questionnaire responses are less than 100. N/A is shown where the base number of responses is less than 10 during the period. % is calculated as Quantity/Base number*100

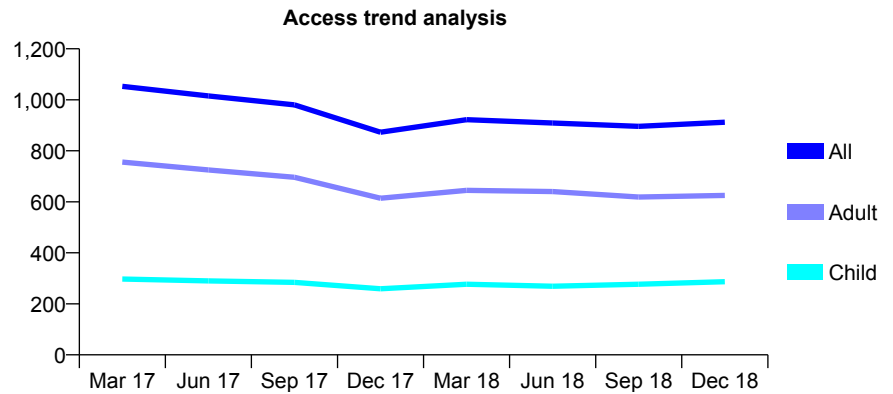
Q63 - Vital Signs At a Glance Contract Report for 863475/0001 - December 2018

Name or company name	MRS R SIVAKUMARAN
Contract type name	GDS Contract
Purpose of contract	General
Contract start date	01/04/2013
Contract end date	

18/19 Contracted general activity (UDA)	4,200
Carry forward general activity (UDA)	960
18/19 Contracted orthodontic activity (UOA)	0
Carry forward orthodontic activity (UOA)	0
Baseline contract value	£116,829.85

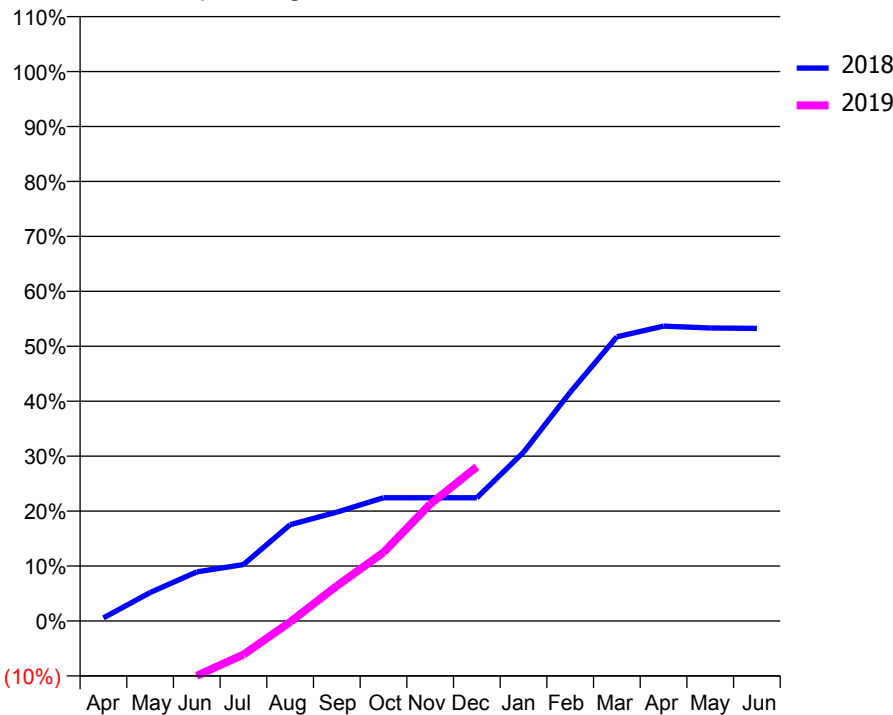
ACCESS*

Patients seen in 24 months	Total	Change since previous quarter
Quarter ending December 2017	873	
Quarter ending March 2018	922	↑
Quarter ending June 2018	909	↓
Quarter ending September 2018	896	↓
Quarter ending December 2018	912	→
Variance since December 2017	4.5%	↑



ACTIVITY

Cumulative percentage of contracted UDA delivered 2018 & 2019



Month	Adjusted Scheduled Activity (UDA)	
	2018	2019
April	24	-833
May	218	-609
June	375	-419
July	432	-257
August	736	-8
September	832	268
October	943	524
November	943	894
December	943	1,179
January	1,290	
February	1,748	
March	2,173	
April	2,254	
May	2,240	
June	2,237	

QUALITY

	Quantity	Base Number	Contract	AT	Region	England
% of FP17s for the same patient ID Re-attending within 3 months - Children	12	219	5.5%	10.2%	11.8%	11.8%
% of FP17s for the same patient ID Re-attending within 3 months - Adults	32	351	9.1%	15.4%	16.7%	15.6%
% of FP17s for the same patient ID Re-attending between 3 & 9 months - Children	61	219	27.9%	49.0%	48.6%	58.8%
% of FP17s for the same patient ID Re-attending between 3 & 9 months - Adults	66	351	18.8%	38.7%	39.1%	51.0%
% of FP17s for Band 1 Urgent Courses	46	542	8.5%	10.2%	10.6%	9.0%
% of FP17s Relating to Free Repair or Replacements	2	542	0.4%	0.6%	0.5%	0.8%
% of FP17s Relating to Continuations	1	542	0.2%	0.9%	0.7%	0.9%
% of Patients satisfied with the dentistry they have received	0	0	N/A	91.8%	90.2%	93.2%
% of Patients satisfied with the time they had to wait for an appointment	0	0	N/A	87.2%	85.0%	88.3%

* This is based on patients treated on this contract for their most recent course of treatment. Figures in italics indicate the base number of FP17s or Patient Questionnaire responses are less than 100. N/A is shown where the base number of responses is less than 10 during the period. % is calculated as Quantity/Base number*100

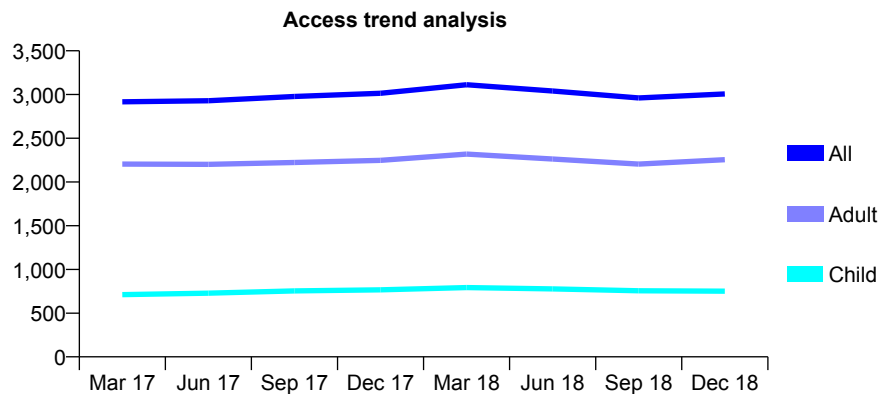
Q63 - Vital Signs At a Glance Contract Report for 875864/0001 - December 2018

Name or company name	MS MA KICZKA
Contract type name	GDS Contract
Purpose of contract	General
Contract start date	01/04/2013
Contract end date	

18/19 Contracted general activity (UDA)	9,300
Carry forward general activity (UDA)	369
18/19 Contracted orthodontic activity (UOA)	0
Carry forward orthodontic activity (UOA)	0
Baseline contract value	£228,152.21

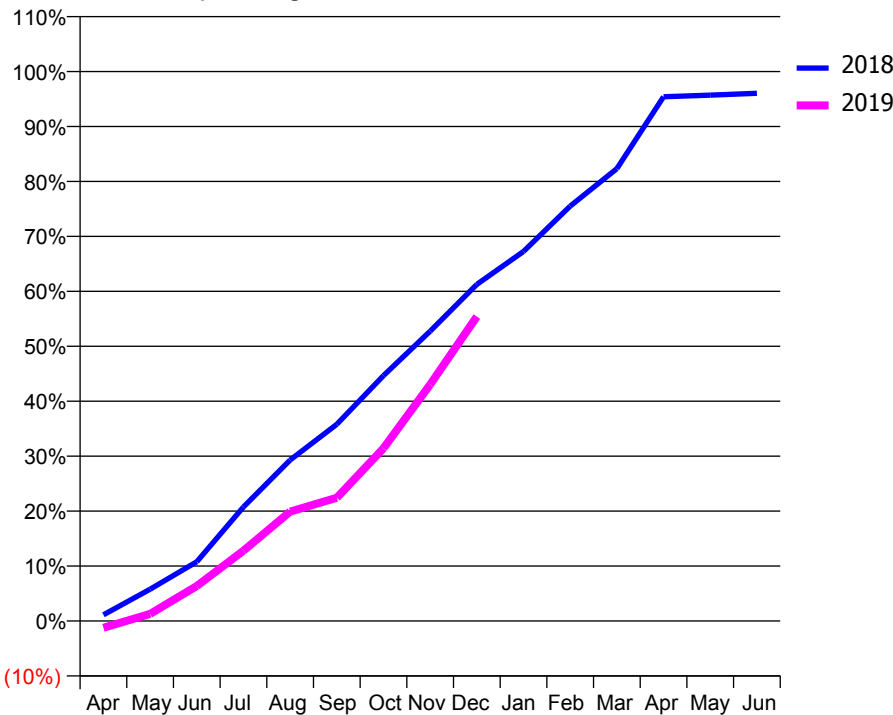
ACCESS*

Patients seen in 24 months	Total	Change since previous quarter
Quarter ending December 2017	3,014	
Quarter ending March 2018	3,112	↑
Quarter ending June 2018	3,040	↓
Quarter ending September 2018	2,961	↓
Quarter ending December 2018	3,006	→
Variance since December 2017	(0.3%)	→



ACTIVITY

Cumulative percentage of contracted UDA delivered 2018 & 2019



Month	Adjusted Scheduled Activity (UDA)	
	2018	2019
April	105	-115
May	538	121
June	1,003	593
July	1,930	1,191
August	2,724	1,851
September	3,330	2,087
October	4,154	2,925
November	4,905	4,002
December	5,697	5,154
January	6,255	
February	7,022	
March	7,655	
April	8,873	
May	8,900	
June	8,931	

QUALITY

	Quantity	Base Number	Contract	AT	Region	England
% of FP17s for the same patient ID Re-attending within 3 months - Children	51	537	9.5%	10.2%	11.8%	11.8%
% of FP17s for the same patient ID Re-attending within 3 months - Adults	301	1,693	17.8%	15.4%	16.7%	15.6%
% of FP17s for the same patient ID Re-attending between 3 & 9 months - Children	124	537	23.1%	49.0%	48.6%	58.8%
% of FP17s for the same patient ID Re-attending between 3 & 9 months - Adults	413	1,693	24.4%	38.7%	39.1%	51.0%
% of FP17s for Band 1 Urgent Courses	385	1,920	20.1%	10.2%	10.6%	9.0%
% of FP17s Relating to Free Repair or Replacements	26	1,920	1.4%	0.6%	0.5%	0.8%
% of FP17s Relating to Continuations	17	1,920	0.9%	0.9%	0.7%	0.9%
% of Patients satisfied with the dentistry they have received	0	0	N/A	91.8%	90.2%	93.2%
% of Patients satisfied with the time they had to wait for an appointment	0	0	N/A	87.2%	85.0%	88.3%

* This is based on patients treated on this contract for their most recent course of treatment. Figures in italics indicate the base number of FP17s or Patient Questionnaire responses are less than 100. N/A is shown where the base number of responses is less than 10 during the period. % is calculated as Quantity/Base number*100

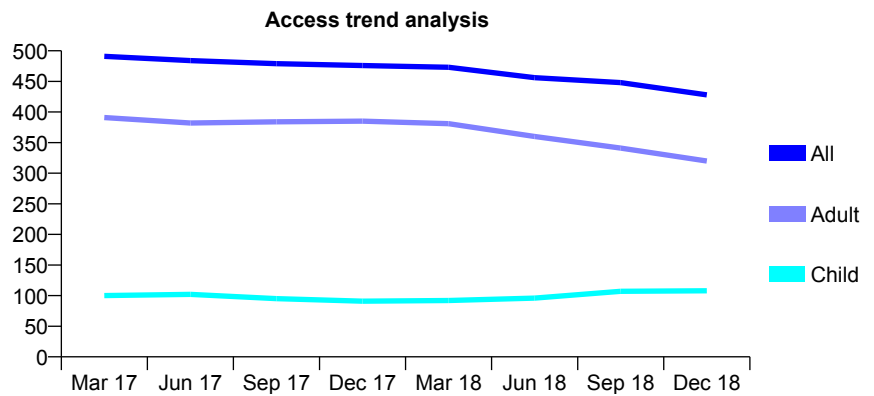
Q63 - Vital Signs At a Glance Contract Report for 890421/0001 - December 2018

Name or company name	MS M TADAION
Contract type name	GDS Contract
Purpose of contract	General
Contract start date	27/07/2011
Contract end date	

18/19 Contracted general activity (UDA)	910
Carry forward general activity (UDA)	-18
18/19 Contracted orthodontic activity (UOA)	0
Carry forward orthodontic activity (UOA)	0
Baseline contract value	£25,814.69

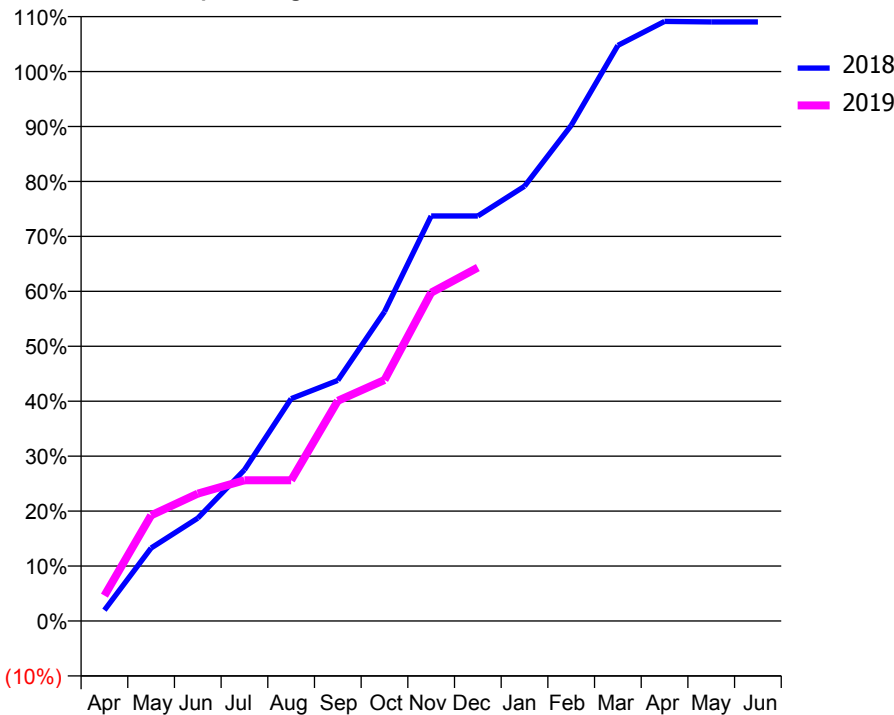
ACCESS*

Patients seen in 24 months	Total	Change since previous quarter
Quarter ending December 2017	476	
Quarter ending March 2018	473	→
Quarter ending June 2018	456	↓
Quarter ending September 2018	448	↓
Quarter ending December 2018	428	↓
Variance since December 2017	(10.1%)	↓



ACTIVITY

Cumulative percentage of contracted UDA delivered 2018 & 2019



Adjusted Scheduled Activity (UDA)		
Month	2018	2019
April	18	42
May	121	175
June	170	211
July	250	233
August	368	233
September	398	365
October	512	399
November	671	544
December	671	585
January	720	
February	821	
March	953	
April	993	
May	992	
June	992	

QUALITY

	Quantity	Base Number	Contract	AT	Region	England
% of FP17s for the same patient ID Re-attending within 3 months - Children	4	103	3.9%	10.2%	11.8%	11.8%
% of FP17s for the same patient ID Re-attending within 3 months - Adults	15	194	7.7%	15.4%	16.7%	15.6%
% of FP17s for the same patient ID Re-attending between 3 & 9 months - Children	47	103	45.6%	49.0%	48.6%	58.8%
% of FP17s for the same patient ID Re-attending between 3 & 9 months - Adults	58	194	29.9%	38.7%	39.1%	51.0%
% of FP17s for Band 1 Urgent Courses	21	274	7.7%	10.2%	10.6%	9.0%
% of FP17s Relating to Free Repair or Replacements	0	274	0.0%	0.6%	0.5%	0.8%
% of FP17s Relating to Continuations	0	274	0.0%	0.9%	0.7%	0.9%
% of Patients satisfied with the dentistry they have received	0	0	N/A	91.8%	90.2%	93.2%
% of Patients satisfied with the time they had to wait for an appointment	0	0	N/A	87.2%	85.0%	88.3%

* This is based on patients treated on this contract for their most recent course of treatment. Figures in italics indicate the base number of FP17s or Patient Questionnaire responses are less than 100. N/A is shown where the base number of responses is less than 10 during the period. % is calculated as Quantity/Base number*100

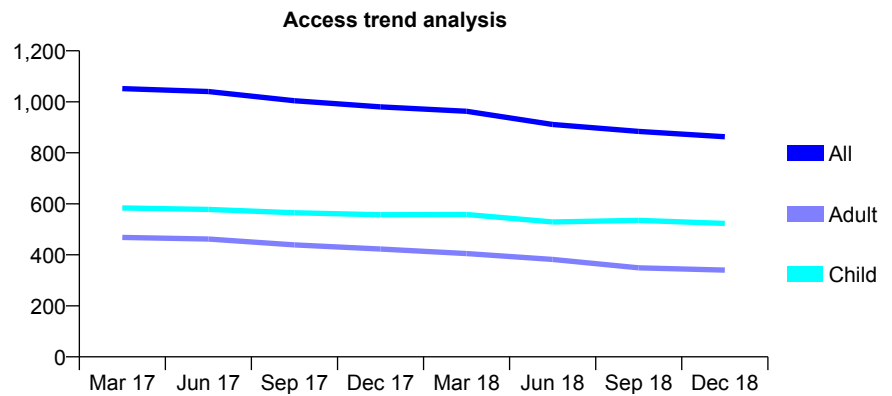
Q63 - Vital Signs At a Glance Contract Report for 905836/0001 - December 2018

Name or company name	MRS JB JONES
Contract type name	GDS Contract
Purpose of contract	General
Contract start date	01/04/2006
Contract end date	

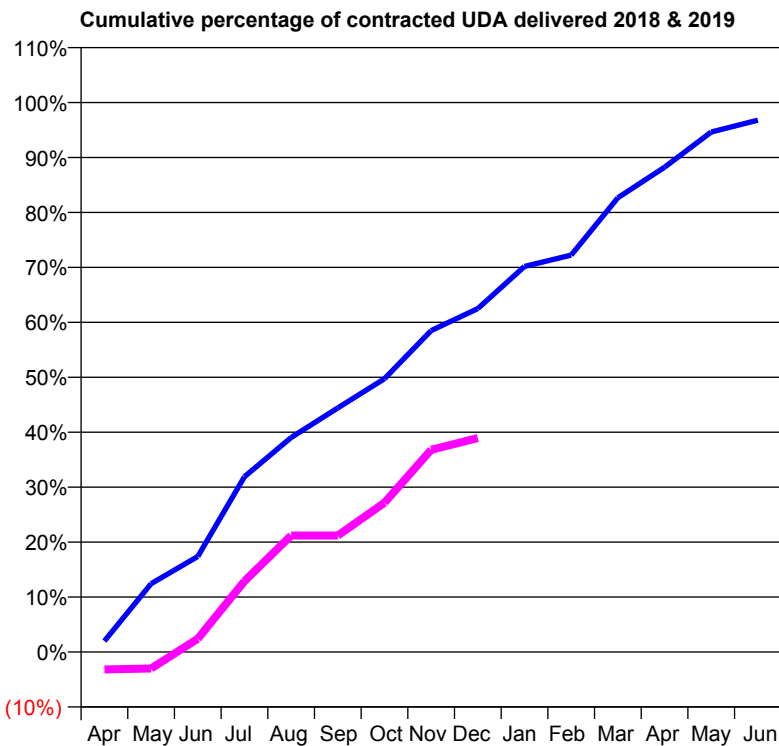
18/19 Contracted general activity (UDA)	2,250
Carry forward general activity (UDA)	72
18/19 Contracted orthodontic activity (UOA)	0
Carry forward orthodontic activity (UOA)	0
Baseline contract value	£60,637.87

ACCESS*

Patients seen in 24 months	Total	Change since previous quarter
Quarter ending December 2017	980	
Quarter ending March 2018	963	↓
Quarter ending June 2018	911	↓
Quarter ending September 2018	884	↓
Quarter ending December 2018	863	↓
Variance since December 2017	(11.9%)	↓



ACTIVITY



Month	Adjusted Scheduled Activity (UDA)	
	2018	2019
April	45	-72
May	280	-68
June	391	55
July	718	290
August	878	477
September	999	477
October	1,119	611
November	1,316	828
December	1,406	876
January	1,579	
February	1,625	
March	1,860	
April	1,985	
May	2,129	
June	2,178	

QUALITY

	Quantity	Base Number	Contract	AT	Region	England
% of FP17s for the same patient ID Re-attending within 3 months - Children	59	519	11.4%	10.2%	11.8%	11.8%
% of FP17s for the same patient ID Re-attending within 3 months - Adults	29	223	13.0%	15.4%	16.7%	15.6%
% of FP17s for the same patient ID Re-attending between 3 & 9 months - Children	279	519	53.8%	49.0%	48.6%	58.8%
% of FP17s for the same patient ID Re-attending between 3 & 9 months - Adults	114	223	51.1%	38.7%	39.1%	51.0%
% of FP17s for Band 1 Urgent Courses	31	596	5.2%	10.2%	10.6%	9.0%
% of FP17s Relating to Free Repair or Replacements	2	596	0.3%	0.6%	0.5%	0.8%
% of FP17s Relating to Continuations	8	596	1.3%	0.9%	0.7%	0.9%
% of Patients satisfied with the dentistry they have received	0	0	N/A	91.8%	90.2%	93.2%
% of Patients satisfied with the time they had to wait for an appointment	0	0	N/A	87.2%	85.0%	88.3%

* This is based on patients treated on this contract for their most recent course of treatment. Figures in italics indicate the base number of FP17s or Patient Questionnaire responses are less than 100. N/A is shown where the base number of responses is less than 10 during the period. % is calculated as Quantity/Base number*100

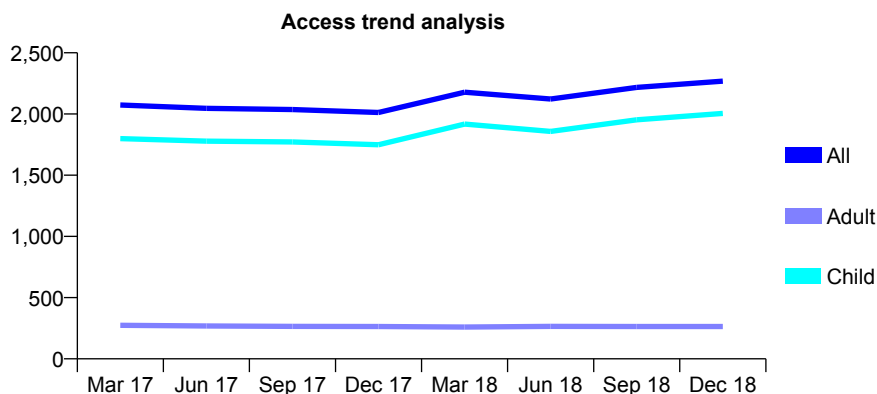
Q63 - Vital Signs At a Glance Contract Report for 908495/0001 - December 2018

Name or company name	Mr Sanjay Patel
Contract type name	GDS Contract
Purpose of contract	General
Contract start date	01/04/2006
Contract end date	

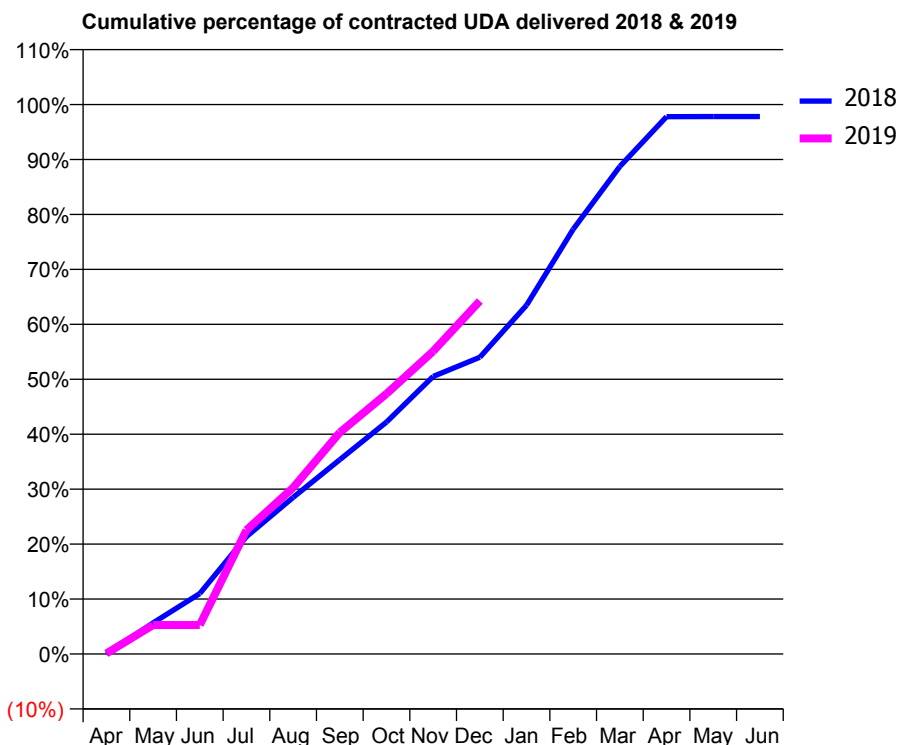
18/19 Contracted general activity (UDA)	4,427
Carry forward general activity (UDA)	97
18/19 Contracted orthodontic activity (UOA)	0
Carry forward orthodontic activity (UOA)	0
Baseline contract value	£107,733.66

ACCESS*

Patients seen in 24 months	Total	Change since previous quarter
Quarter ending December 2017	2,013	
Quarter ending March 2018	2,178	↑
Quarter ending June 2018	2,123	↓
Quarter ending September 2018	2,217	↑
Quarter ending December 2018	2,269	↑
Variance since December 2017	12.7%	↑



ACTIVITY



Month	Adjusted Scheduled Activity (UDA)	
	2018	2019
April	0	4
May	251	234
June	487	234
July	946	999
August	1,262	1,340
September	1,566	1,785
October	1,869	2,096
November	2,236	2,439
December	2,391	2,844
January	2,810	
February	3,422	
March	3,928	
April	4,329	
May	4,330	
June	4,330	

QUALITY

	Quantity	Base Number	Contract	AT	Region	England
% of FP17s for the same patient ID Re-attending within 3 months - Children	202	2,446	8.3%	10.2%	11.8%	11.8%
% of FP17s for the same patient ID Re-attending within 3 months - Adults	8	93	8.6%	15.4%	16.7%	15.6%
% of FP17s for the same patient ID Re-attending between 3 & 9 months - Children	1,630	2,446	66.6%	49.0%	48.6%	58.8%
% of FP17s for the same patient ID Re-attending between 3 & 9 months - Adults	61	93	65.6%	38.7%	39.1%	51.0%
% of FP17s for Band 1 Urgent Courses	101	2,259	4.5%	10.2%	10.6%	9.0%
% of FP17s Relating to Free Repair or Replacements	0	2,259	0.0%	0.6%	0.5%	0.8%
% of FP17s Relating to Continuations	0	2,259	0.0%	0.9%	0.7%	0.9%
% of Patients satisfied with the dentistry they have received	1	1	N/A	91.8%	90.2%	93.2%
% of Patients satisfied with the time they had to wait for an appointment	1	1	N/A	87.2%	85.0%	88.3%

* This is based on patients treated on this contract for their most recent course of treatment. Figures in italics indicate the base number of FP17s or Patient Questionnaire responses are less than 100. N/A is shown where the base number of responses is less than 10 during the period. % is calculated as Quantity/Base number*100

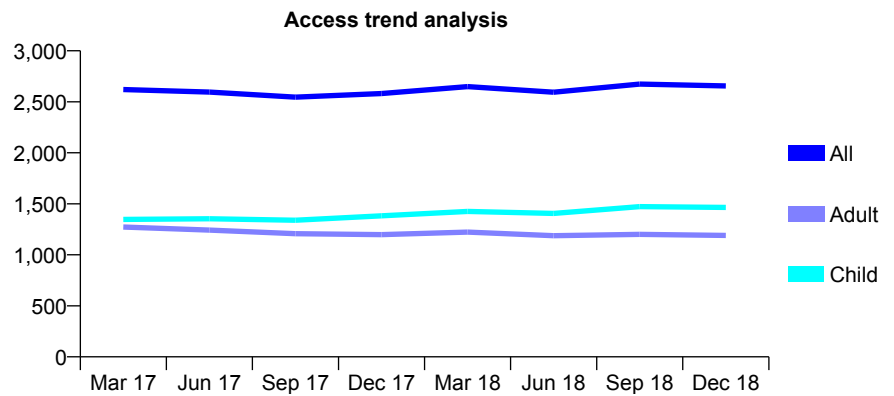
Q63 - Vital Signs At a Glance Contract Report for 909548/0001 - December 2018

Name or company name	MR HS KALSI
Contract type name	GDS Contract
Purpose of contract	General and Orthodontic
Contract start date	01/04/2006
Contract end date	

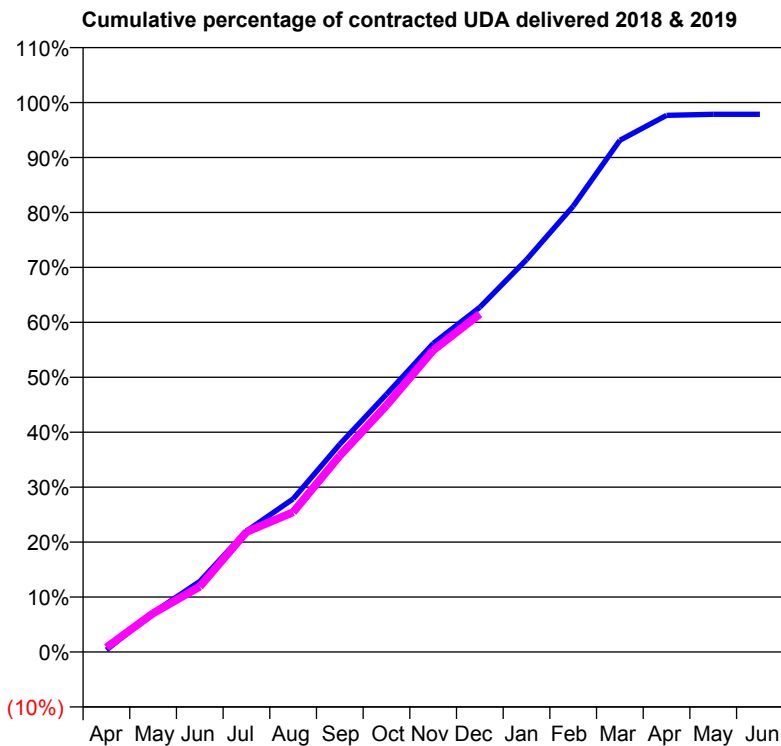
18/19 Contracted general activity (UDA)	7,537
Carry forward general activity (UDA)	161
18/19 Contracted orthodontic activity (UOA)	134
Carry forward orthodontic activity (UOA)	0
Baseline contract value	£214,304.07

ACCESS*

Patients seen in 24 months	Total	Change since previous quarter
Quarter ending December 2017	2,581	
Quarter ending March 2018	2,649	↑
Quarter ending June 2018	2,594	↓
Quarter ending September 2018	2,674	↑
Quarter ending December 2018	2,655	→
Variance since December 2017	2.9%	↑



ACTIVITY



Adjusted Scheduled Activity (UDA)		
Month	2018	2019
April	29	63
May	540	531
June	968	898
July	1,659	1,648
August	2,100	1,918
September	2,851	2,693
October	3,535	3,382
November	4,232	4,137
December	4,729	4,636
January	5,382	
February	6,115	
March	7,019	
April	7,360	
May	7,376	
June	7,376	

QUALITY

	Quantity	Base Number	Contract	AT	Region	England
% of FP17s for the same patient ID Re-attending within 3 months - Children	194	1,708	11.4%	10.2%	11.8%	11.8%
% of FP17s for the same patient ID Re-attending within 3 months - Adults	125	1,063	11.8%	15.4%	16.7%	15.6%
% of FP17s for the same patient ID Re-attending between 3 & 9 months - Children	1,087	1,708	63.6%	49.0%	48.6%	58.8%
% of FP17s for the same patient ID Re-attending between 3 & 9 months - Adults	545	1,063	51.3%	38.7%	39.1%	51.0%
% of FP17s for Band 1 Urgent Courses	150	2,511	6.0%	10.2%	10.6%	9.0%
% of FP17s Relating to Free Repair or Replacements	6	2,511	0.2%	0.6%	0.5%	0.8%
% of FP17s Relating to Continuations	14	2,511	0.6%	0.9%	0.7%	0.9%
% of Patients satisfied with the dentistry they have received	0	0	N/A	91.8%	90.2%	93.2%
% of Patients satisfied with the time they had to wait for an appointment	0	0	N/A	87.2%	85.0%	88.3%

* This is based on patients treated on this contract for their most recent course of treatment. Figures in italics indicate the base number of FP17s or Patient Questionnaire responses are less than 100. N/A is shown where the base number of responses is less than 10 during the period. % is calculated as Quantity/Base number*100

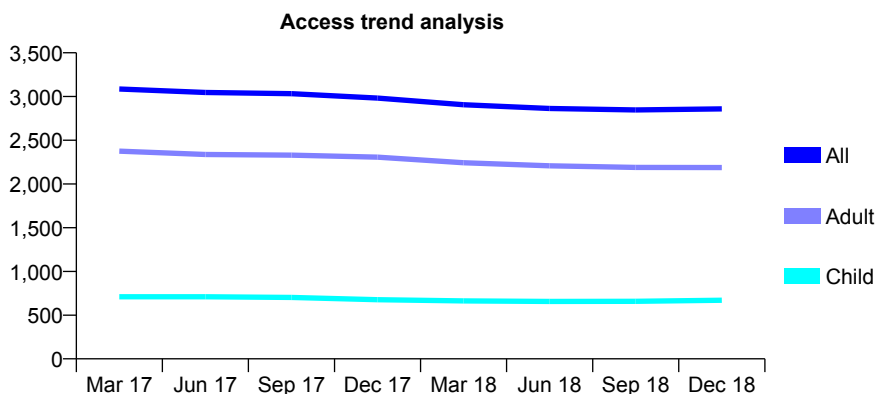
Q63 - Vital Signs At a Glance Contract Report for 910139/0001 - December 2018

Name or company name	Richard Milner, Nadeem Jawaid
Contract type name	GDS Contract
Purpose of contract	General
Contract start date	01/04/2006
Contract end date	

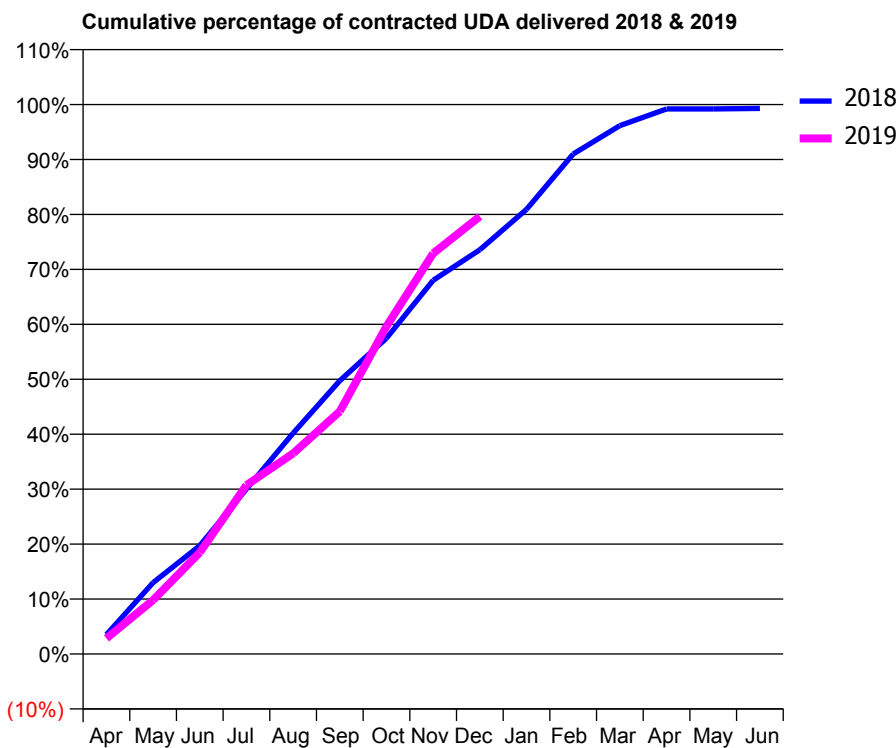
18/19 Contracted general activity (UDA)	7,000
Carry forward general activity (UDA)	50
18/19 Contracted orthodontic activity (UOA)	0
Carry forward orthodontic activity (UOA)	0
Baseline contract value	£172,770.04

ACCESS*

Patients seen in 24 months	Total	Change since previous quarter
Quarter ending December 2017	2,983	
Quarter ending March 2018	2,906	↓
Quarter ending June 2018	2,864	↓
Quarter ending September 2018	2,847	→
Quarter ending December 2018	2,858	→
Variance since December 2017	(4.2%)	↓



ACTIVITY



Month	Adjusted Scheduled Activity (UDA)	
	2018	2019
April	247	200
May	909	687
June	1,381	1,294
July	2,103	2,152
August	2,814	2,556
September	3,481	3,091
October	4,024	4,174
November	4,760	5,104
December	5,149	5,575
January	5,664	
February	6,369	
March	6,730	
April	6,943	
May	6,943	
June	6,950	

QUALITY

	Quantity	Base Number	Contract	AT	Region	England
% of FP17s for the same patient ID Re-attending within 3 months - Children	34	749	4.5%	10.2%	11.8%	11.8%
% of FP17s for the same patient ID Re-attending within 3 months - Adults	302	2,244	13.5%	15.4%	16.7%	15.6%
% of FP17s for the same patient ID Re-attending between 3 & 9 months - Children	449	749	59.9%	49.0%	48.6%	58.8%
% of FP17s for the same patient ID Re-attending between 3 & 9 months - Adults	1,110	2,244	49.5%	38.7%	39.1%	51.0%
% of FP17s for Band 1 Urgent Courses	215	2,847	7.6%	10.2%	10.6%	9.0%
% of FP17s Relating to Free Repair or Replacements	19	2,847	0.7%	0.6%	0.5%	0.8%
% of FP17s Relating to Continuations	22	2,847	0.8%	0.9%	0.7%	0.9%
% of Patients satisfied with the dentistry they have received	1	1	N/A	91.8%	90.2%	93.2%
% of Patients satisfied with the time they had to wait for an appointment	0	1	N/A	87.2%	85.0%	88.3%

* This is based on patients treated on this contract for their most recent course of treatment. Figures in italics indicate the base number of FP17s or Patient Questionnaire responses are less than 100. N/A is shown where the base number of responses is less than 10 during the period. % is calculated as Quantity/Base number*100

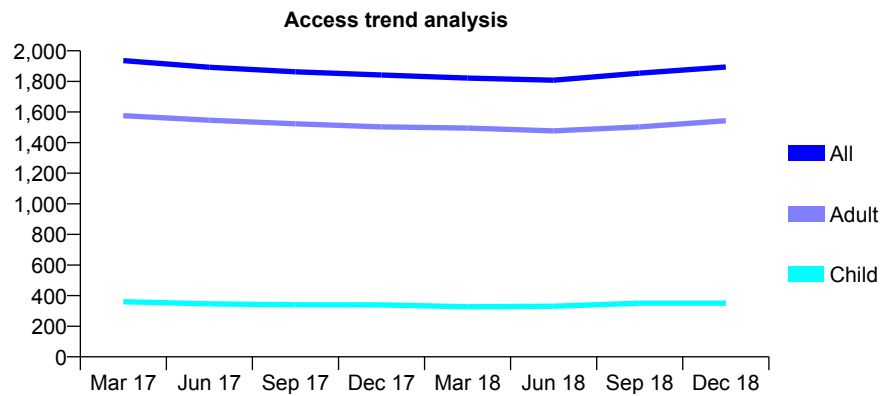
Q63 - Vital Signs At a Glance Contract Report for 913944/0001 - December 2018

Name or company name	MR MT WONG
Contract type name	GDS Contract
Purpose of contract	General
Contract start date	01/04/2006
Contract end date	

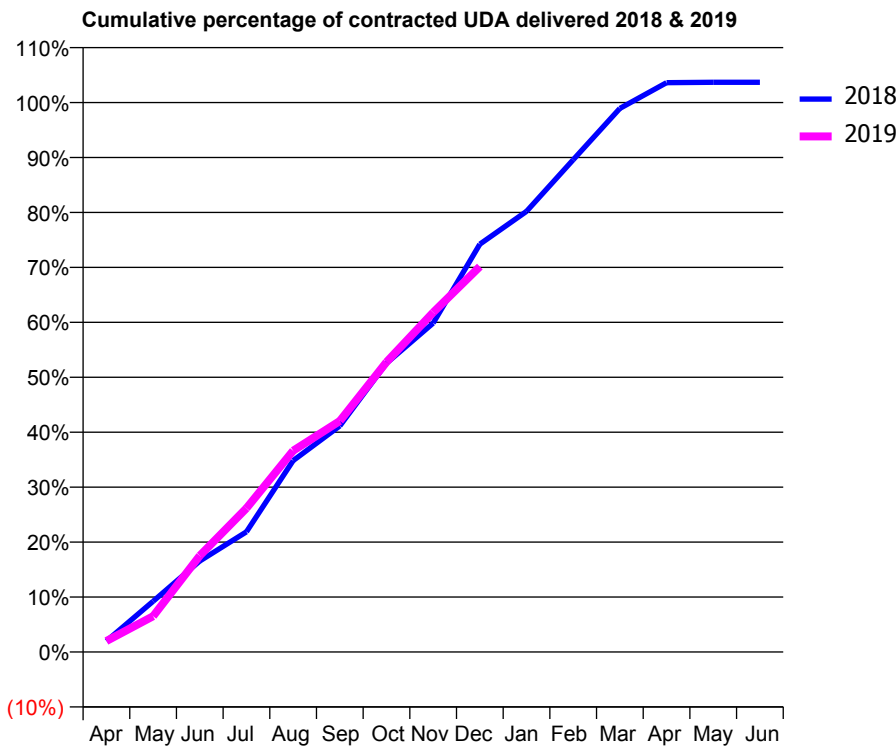
18/19 Contracted general activity (UDA)	4,300
Carry forward general activity (UDA)	-86
18/19 Contracted orthodontic activity (UOA)	0
Carry forward orthodontic activity (UOA)	0
Baseline contract value	£124,613.21

ACCESS*

Patients seen in 24 months	Total	Change since previous quarter
Quarter ending December 2017	1,842	
Quarter ending March 2018	1,822	↓
Quarter ending June 2018	1,808	→
Quarter ending September 2018	1,854	↑
Quarter ending December 2018	1,894	↑
Variance since December 2017	2.8%	↑



ACTIVITY



Month	Adjusted Scheduled Activity (UDA)	
	2018	2019
April	86	86
May	397	280
June	713	754
July	941	1,125
August	1,498	1,575
September	1,769	1,807
October	2,259	2,269
November	2,574	2,658
December	3,191	3,017
January	3,449	
February	3,852	
March	4,253	
April	4,455	
May	4,458	
June	4,458	

QUALITY

	Quantity	Base Number	Contract	AT	Region	England
% of FP17s for the same patient ID Re-attending within 3 months - Children	17	274	6.2%	10.2%	11.8%	11.8%
% of FP17s for the same patient ID Re-attending within 3 months - Adults	148	1,194	12.4%	15.4%	16.7%	15.6%
% of FP17s for the same patient ID Re-attending between 3 & 9 months - Children	90	274	32.8%	49.0%	48.6%	58.8%
% of FP17s for the same patient ID Re-attending between 3 & 9 months - Adults	429	1,194	35.9%	38.7%	39.1%	51.0%
% of FP17s for Band 1 Urgent Courses	33	1,381	2.4%	10.2%	10.6%	9.0%
% of FP17s Relating to Free Repair or Replacements	15	1,381	1.1%	0.6%	0.5%	0.8%
% of FP17s Relating to Continuations	3	1,381	0.2%	0.9%	0.7%	0.9%
% of Patients satisfied with the dentistry they have received	1	2	N/A	91.8%	90.2%	93.2%
% of Patients satisfied with the time they had to wait for an appointment	1	2	N/A	87.2%	85.0%	88.3%

* This is based on patients treated on this contract for their most recent course of treatment. Figures in italics indicate the base number of FP17s or Patient Questionnaire responses are less than 100. N/A is shown where the base number of responses is less than 10 during the period. % is calculated as Quantity/Base number*100

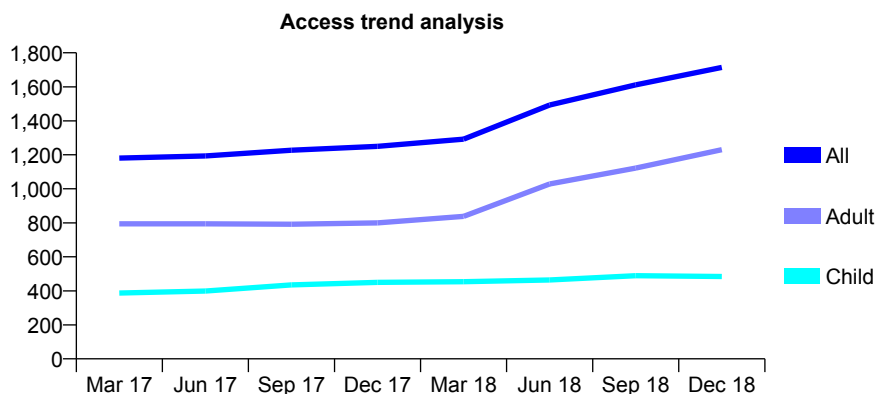
Q63 - Vital Signs At a Glance Contract Report for 914967/0001 - December 2018

Name or company name	Blue Dental
Contract type name	GDS Contract
Purpose of contract	General
Contract start date	01/04/2006
Contract end date	

18/19 Contracted general activity (UDA)	6,166
Carry forward general activity (UDA)	2,542
18/19 Contracted orthodontic activity (UOA)	0
Carry forward orthodontic activity (UOA)	0
Baseline contract value	£182,585.39

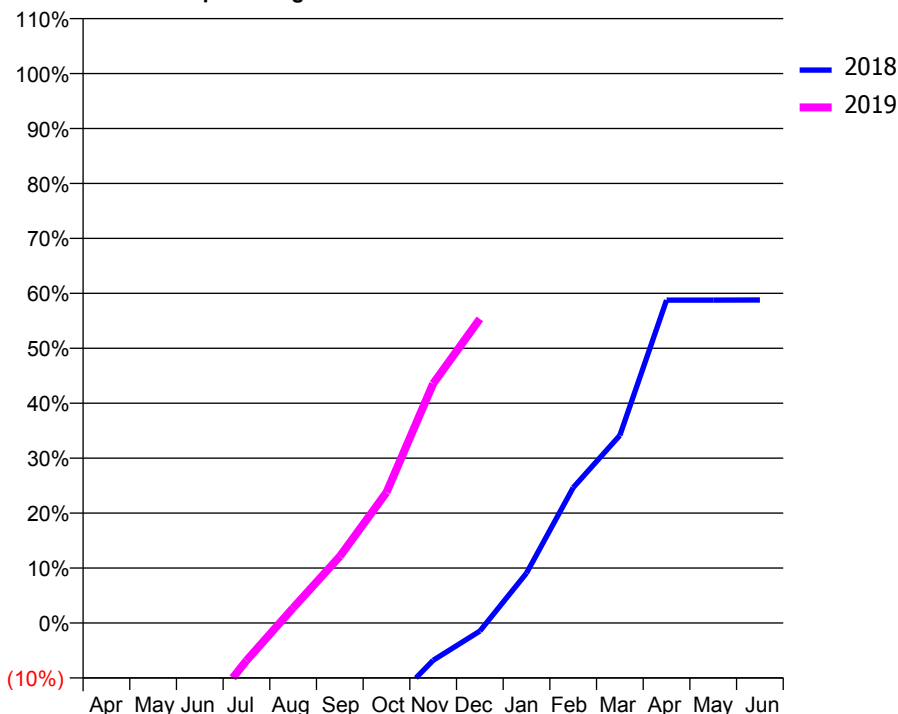
ACCESS*

Patients seen in 24 months	Total	Change since previous quarter
Quarter ending December 2017	1,250	
Quarter ending March 2018	1,292	↑
Quarter ending June 2018	1,493	↑
Quarter ending September 2018	1,611	↑
Quarter ending December 2018	1,714	↑
Variance since December 2017	37.1%	↑



ACTIVITY

Cumulative percentage of contracted UDA delivered 2018 & 2019



Month	Adjusted Scheduled Activity (UDA)	
	2018	2019
April	-2,582	-2,258
May	-2,576	-1,673
June	-2,492	-1,089
July	-2,315	-423
August	-1,924	169
September	-1,402	748
October	-959	1,465
November	-420	2,687
December	-92	3,412
January	561	
February	1,519	
March	2,106	
April	3,623	
May	3,623	
June	3,624	

QUALITY

	Quantity	Base Number	Contract	AT	Region	England
% of FP17s for the same patient ID Re-attending within 3 months - Children	153	762	20.1%	10.2%	11.8%	11.8%
% of FP17s for the same patient ID Re-attending within 3 months - Adults	267	1,481	18.0%	15.4%	16.7%	15.6%
% of FP17s for the same patient ID Re-attending between 3 & 9 months - Children	424	762	55.6%	49.0%	48.6%	58.8%
% of FP17s for the same patient ID Re-attending between 3 & 9 months - Adults	556	1,481	37.5%	38.7%	39.1%	51.0%
% of FP17s for Band 1 Urgent Courses	143	2,007	7.1%	10.2%	10.6%	9.0%
% of FP17s Relating to Free Repair or Replacements	17	2,007	0.8%	0.6%	0.5%	0.8%
% of FP17s Relating to Continuations	4	2,007	0.2%	0.9%	0.7%	0.9%
% of Patients satisfied with the dentistry they have received	0	1	N/A	91.8%	90.2%	93.2%
% of Patients satisfied with the time they had to wait for an appointment	1	1	N/A	87.2%	85.0%	88.3%

* This is based on patients treated on this contract for their most recent course of treatment. Figures in italics indicate the base number of FP17s or Patient Questionnaire responses are less than 100. N/A is shown where the base number of responses is less than 10 during the period. % is calculated as Quantity/Base number*100

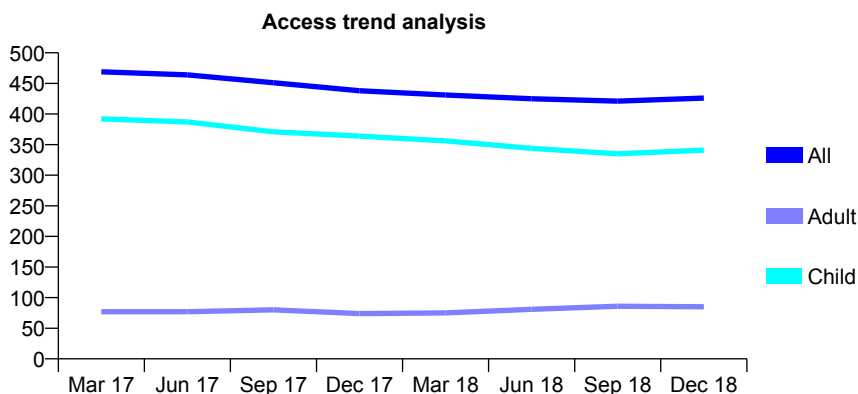
Q63 - Vital Signs At a Glance Contract Report for 917583/0001 - December 2018

Name or company name	MR A KERSCHBAUMER
Contract type name	GDS Contract
Purpose of contract	General
Contract start date	01/04/2006
Contract end date	

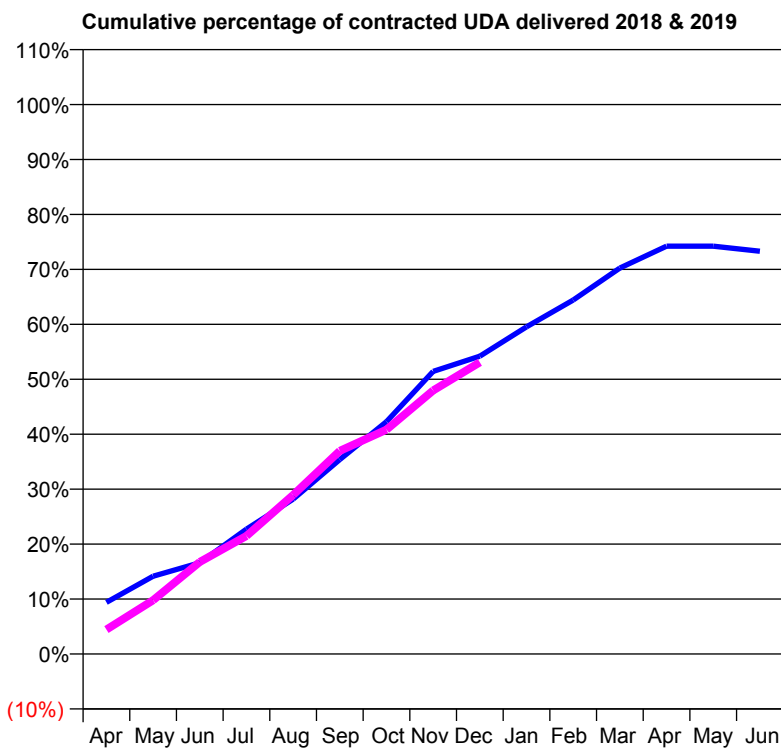
18/19 Contracted general activity (UDA)	1,279
Carry forward general activity (UDA)	0
18/19 Contracted orthodontic activity (UOA)	0
Carry forward orthodontic activity (UOA)	0
Baseline contract value	£27,877.66

ACCESS*

Patients seen in 24 months	Total	Change since previous quarter
Quarter ending December 2017	438	
Quarter ending March 2018	431	↓
Quarter ending June 2018	425	↓
Quarter ending September 2018	421	→
Quarter ending December 2018	426	→
Variance since December 2017	(2.7%)	↓



ACTIVITY



Adjusted Scheduled Activity (UDA)		
Month	2018	2019
April	120	57
May	181	125
June	212	214
July	291	275
August	361	370
September	453	473
October	541	522
November	658	613
December	693	679
January	761	
February	824	
March	898	
April	949	
May	949	
June	937	

QUALITY

	Quantity	Base Number	Contract	AT	Region	England
% of FP17s for the same patient ID Re-attending within 3 months - Children	35	371	9.4%	10.2%	11.8%	11.8%
% of FP17s for the same patient ID Re-attending within 3 months - Adults	2	31	6.5%	15.4%	16.7%	15.6%
% of FP17s for the same patient ID Re-attending between 3 & 9 months - Children	209	371	56.3%	49.0%	48.6%	58.8%
% of FP17s for the same patient ID Re-attending between 3 & 9 months - Adults	19	31	61.3%	38.7%	39.1%	51.0%
% of FP17s for Band 1 Urgent Courses	15	379	4.0%	10.2%	10.6%	9.0%
% of FP17s Relating to Free Repair or Replacements	0	379	0.0%	0.6%	0.5%	0.8%
% of FP17s Relating to Continuations	6	379	1.6%	0.9%	0.7%	0.9%
% of Patients satisfied with the dentistry they have received	0	0	N/A	91.8%	90.2%	93.2%
% of Patients satisfied with the time they had to wait for an appointment	0	0	N/A	87.2%	85.0%	88.3%

* This is based on patients treated on this contract for their most recent course of treatment. Figures in italics indicate the base number of FP17s or Patient Questionnaire responses are less than 100. N/A is shown where the base number of responses is less than 10 during the period. % is calculated as Quantity/Base number*100

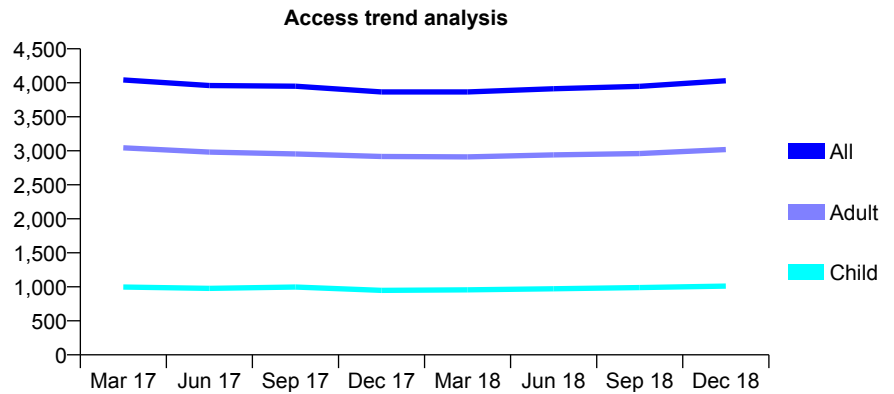
Q63 - Vital Signs At a Glance Contract Report for 917737/0001 - December 2018

Name or company name	MR JC HEALY
Contract type name	GDS Contract
Purpose of contract	General
Contract start date	01/04/2006
Contract end date	

18/19 Contracted general activity (UDA)	13,000
Carry forward general activity (UDA)	0
18/19 Contracted orthodontic activity (UOA)	0
Carry forward orthodontic activity (UOA)	0
Baseline contract value	£309,785.15

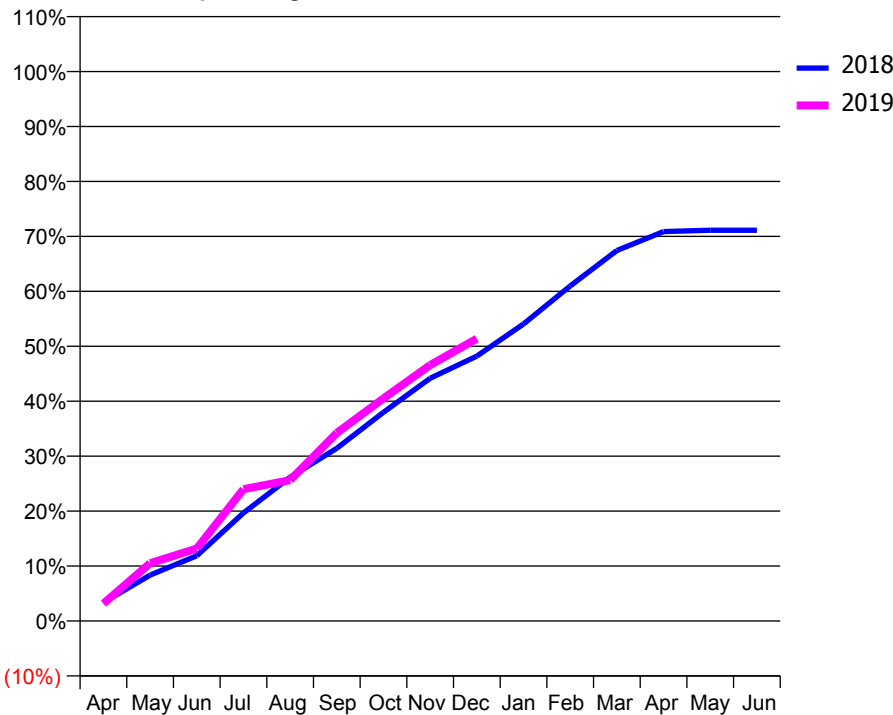
ACCESS*

Patients seen in 24 months	Total	Change since previous quarter
Quarter ending December 2017	3,865	
Quarter ending March 2018	3,866	→
Quarter ending June 2018	3,912	→
Quarter ending September 2018	3,949	→
Quarter ending December 2018	4,030	↑
Variance since December 2017	4.3%	↑



ACTIVITY

Cumulative percentage of contracted UDA delivered 2018 & 2019



Month	Adjusted Scheduled Activity (UDA)	
	2018	2019
April	437	411
May	1,087	1,367
June	1,545	1,716
July	2,557	3,118
August	3,402	3,334
September	4,087	4,448
October	4,938	5,268
November	5,742	6,054
December	6,266	6,681
January	7,028	
February	7,925	
March	8,767	
April	9,213	
May	9,245	
June	9,245	

QUALITY

	Quantity	Base Number	Contract	AT	Region	England
% of FP17s for the same patient ID Re-attending within 3 months - Children	44	908	4.8%	10.2%	11.8%	11.8%
% of FP17s for the same patient ID Re-attending within 3 months - Adults	379	2,841	13.3%	15.4%	16.7%	15.6%
% of FP17s for the same patient ID Re-attending between 3 & 9 months - Children	365	908	40.2%	49.0%	48.6%	58.8%
% of FP17s for the same patient ID Re-attending between 3 & 9 months - Adults	1,246	2,841	43.9%	38.7%	39.1%	51.0%
% of FP17s for Band 1 Urgent Courses	69	3,498	2.0%	10.2%	10.6%	9.0%
% of FP17s Relating to Free Repair or Replacements	41	3,498	1.2%	0.6%	0.5%	0.8%
% of FP17s Relating to Continuations	162	3,498	4.6%	0.9%	0.7%	0.9%
% of Patients satisfied with the dentistry they have received	3	3	N/A	91.8%	90.2%	93.2%
% of Patients satisfied with the time they had to wait for an appointment	3	3	N/A	87.2%	85.0%	88.3%

* This is based on patients treated on this contract for their most recent course of treatment. Figures in italics indicate the base number of FP17s or Patient Questionnaire responses are less than 100. N/A is shown where the base number of responses is less than 10 during the period. % is calculated as Quantity/Base number*100

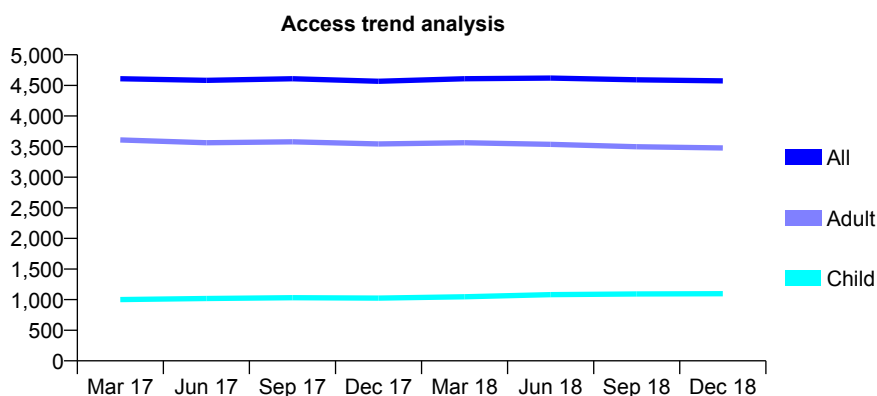
Q63 - Vital Signs At a Glance Contract Report for 919101/0003 - December 2018

Name or company name	MR S MIRFENDERESKI
Contract type name	GDS Contract
Purpose of contract	General
Contract start date	08/04/2009
Contract end date	

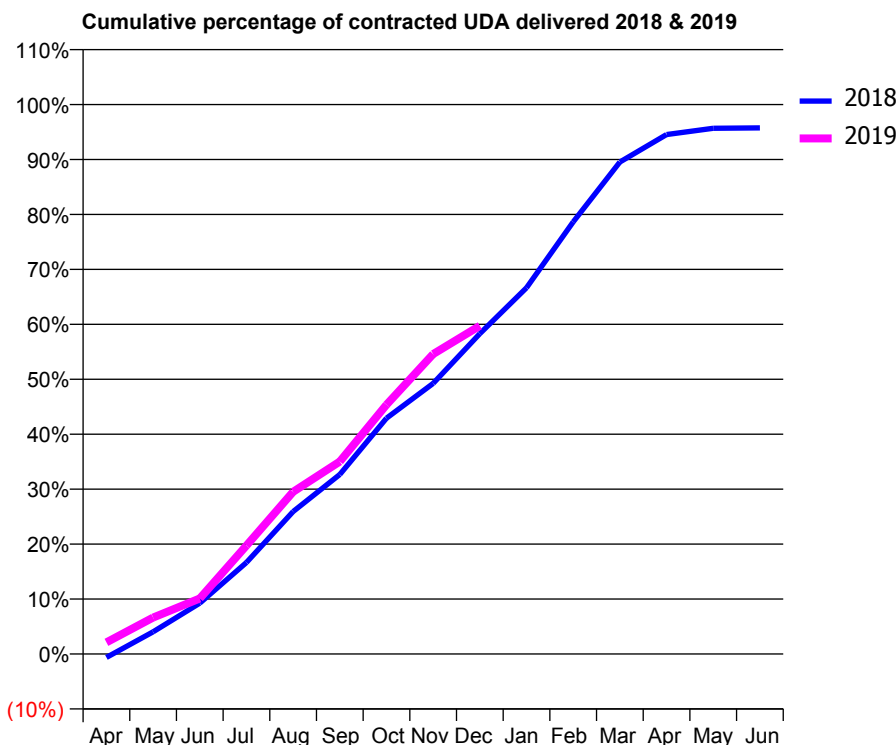
18/19 Contracted general activity (UDA)	13,200
Carry forward general activity (UDA)	0
18/19 Contracted orthodontic activity (UOA)	0
Carry forward orthodontic activity (UOA)	0
Baseline contract value	£334,274.89

ACCESS*

Patients seen in 24 months	Total	Change since previous quarter
Quarter ending December 2017	4,568	
Quarter ending March 2018	4,610	→
Quarter ending June 2018	4,619	→
Quarter ending September 2018	4,591	→
Quarter ending December 2018	4,575	→
Variance since December 2017	0.2%	→



ACTIVITY



Month	Adjusted Scheduled Activity (UDA)	
	2018	2019
April	-86	281
May	534	877
June	1,222	1,335
July	2,200	2,605
August	3,423	3,897
September	4,314	4,625
October	5,666	5,987
November	6,502	7,207
December	7,697	7,885
January	8,798	
February	10,381	
March	11,817	
April	12,478	
May	12,629	
June	12,639	

QUALITY

	Quantity	Base Number	Contract	AT	Region	England
% of FP17s for the same patient ID Re-attending within 3 months - Children	29	868	3.3%	10.2%	11.8%	11.8%
% of FP17s for the same patient ID Re-attending within 3 months - Adults	80	2,045	3.9%	15.4%	16.7%	15.6%
% of FP17s for the same patient ID Re-attending between 3 & 9 months - Children	397	868	45.7%	49.0%	48.6%	58.8%
% of FP17s for the same patient ID Re-attending between 3 & 9 months - Adults	642	2,045	31.4%	38.7%	39.1%	51.0%
% of FP17s for Band 1 Urgent Courses	97	2,675	3.6%	10.2%	10.6%	9.0%
% of FP17s Relating to Free Repair or Replacements	6	2,675	0.2%	0.6%	0.5%	0.8%
% of FP17s Relating to Continuations	1	2,675	0.0%	0.9%	0.7%	0.9%
% of Patients satisfied with the dentistry they have received	0	0	N/A	91.8%	90.2%	93.2%
% of Patients satisfied with the time they had to wait for an appointment	0	0	N/A	87.2%	85.0%	88.3%

* This is based on patients treated on this contract for their most recent course of treatment. Figures in italics indicate the base number of FP17s or Patient Questionnaire responses are less than 100. N/A is shown where the base number of responses is less than 10 during the period. % is calculated as Quantity/Base number*100

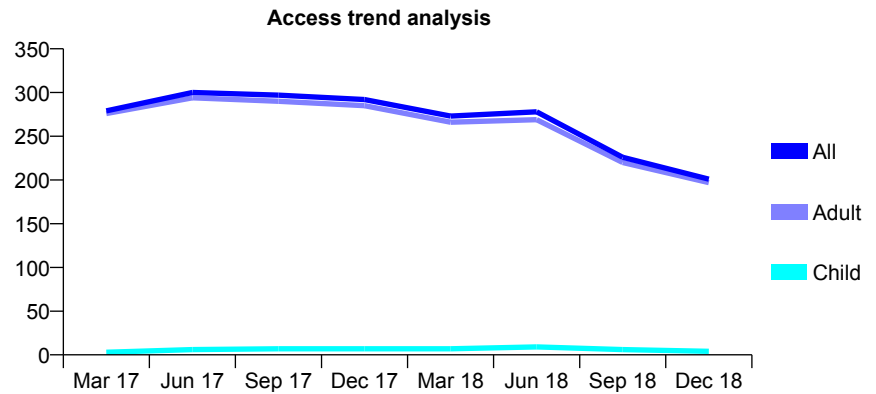
Q63 - Vital Signs At a Glance Contract Report for 919101/0004 - December 2018

Name or company name	MR S MIRFENDERESKI
Contract type name	PDS Contract
Purpose of contract	General
Contract start date	01/09/2010
Contract end date	31/07/2018

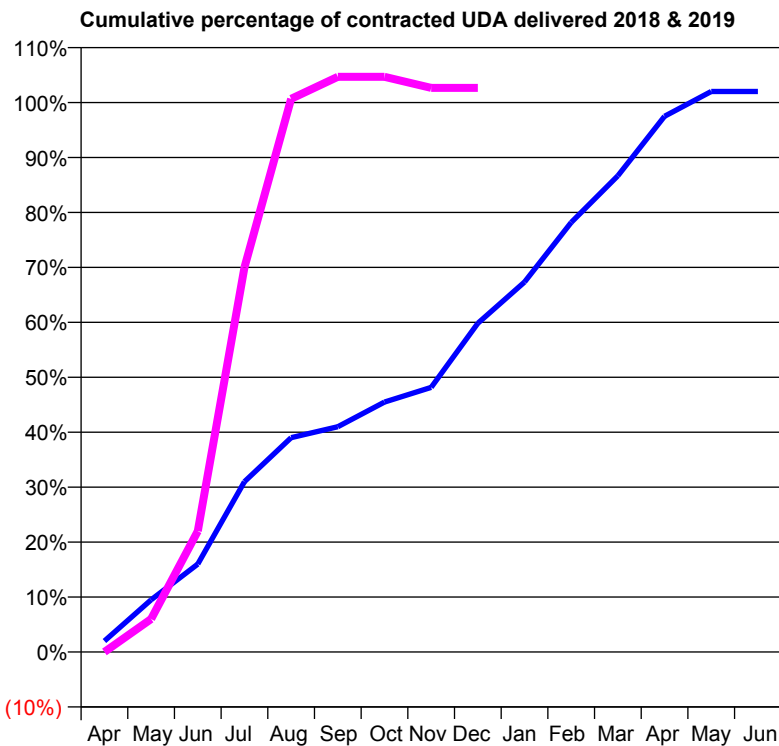
18/19 Contracted general activity (UDA)	150
Carry forward general activity (UDA)	0
18/19 Contracted orthodontic activity (UOA)	0
Carry forward orthodontic activity (UOA)	0
Baseline contract value	£7,515.17

ACCESS*

Patients seen in 24 months	Total	Change since previous quarter
Quarter ending December 2017	292	
Quarter ending March 2018	273	↓
Quarter ending June 2018	278	→
Quarter ending September 2018	226	↓
Quarter ending December 2018	201	↓
Variance since December 2017	(31.2%)	↓



ACTIVITY



Month	Adjusted Scheduled Activity (UDA)	
	2018	2019
April	12	0
May	57	9
June	96	33
July	186	105
August	234	151
September	246	157
October	273	157
November	289	154
December	359	154
January	404	
February	469	
March	520	
April	585	
May	612	
June	612	

QUALITY

	Quantity	Base Number	Contract	AT	Region	England
% of FP17s for the same patient ID Re-attending within 3 months - Children	0	2	0.0%	10.2%	11.8%	11.8%
% of FP17s for the same patient ID Re-attending within 3 months - Adults	1	83	1.2%	15.4%	16.7%	15.6%
% of FP17s for the same patient ID Re-attending between 3 & 9 months - Children	0	2	0.0%	49.0%	48.6%	58.8%
% of FP17s for the same patient ID Re-attending between 3 & 9 months - Adults	0	83	0.0%	38.7%	39.1%	51.0%
% of FP17s for Band 1 Urgent Courses	0	52	0.0%	10.2%	10.6%	9.0%
% of FP17s Relating to Free Repair or Replacements	0	52	0.0%	0.6%	0.5%	0.8%
% of FP17s Relating to Continuations	0	52	0.0%	0.9%	0.7%	0.9%
% of Patients satisfied with the dentistry they have received	0	0	N/A	91.8%	90.2%	93.2%
% of Patients satisfied with the time they had to wait for an appointment	0	0	N/A	87.2%	85.0%	88.3%

* This is based on patients treated on this contract for their most recent course of treatment. Figures in italics indicate the base number of FP17s or Patient Questionnaire responses are less than 100. N/A is shown where the base number of responses is less than 10 during the period. % is calculated as Quantity/Base number*100

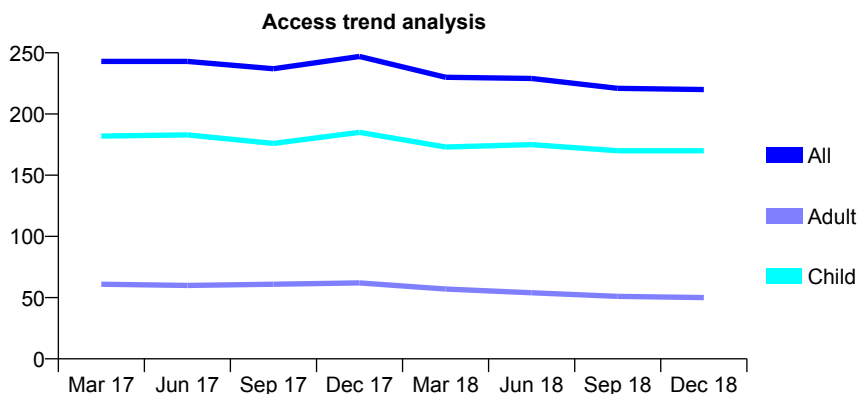
Q63 - Vital Signs At a Glance Contract Report for 920126/0001 - December 2018

Name or company name	MR MA SULIEMAN
Contract type name	GDS Contract
Purpose of contract	General
Contract start date	01/04/2006
Contract end date	

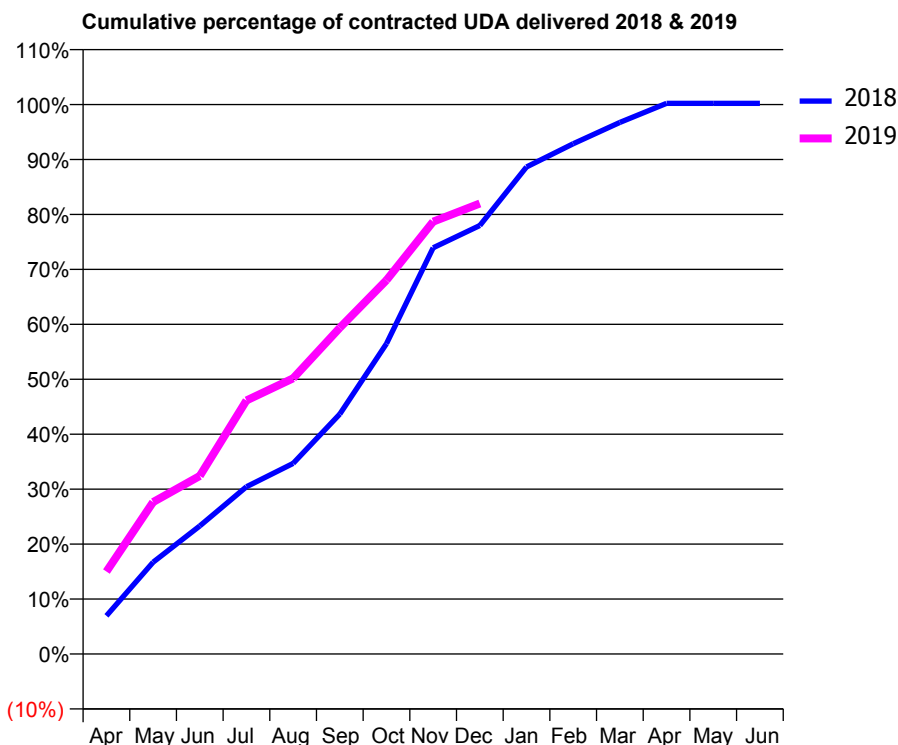
18/19 Contracted general activity (UDA)	546
Carry forward general activity (UDA)	-1
18/19 Contracted orthodontic activity (UOA)	0
Carry forward orthodontic activity (UOA)	0
Baseline contract value	£12,679.69

ACCESS*

Patients seen in 24 months	Total	Change since previous quarter
Quarter ending December 2017	247	
Quarter ending March 2018	230	↓
Quarter ending June 2018	229	→
Quarter ending September 2018	221	↓
Quarter ending December 2018	220	→
Variance since December 2017	(10.9%)	↓



ACTIVITY



Month	Adjusted Scheduled Activity (UDA)	
	2018	2019
April	38	82
May	91	151
June	127	177
July	166	252
August	189	274
September	238	324
October	308	371
November	404	430
December	426	448
January	484	
February	507	
March	528	
April	547	
May	547	
June	547	

QUALITY

	Quantity	Base Number	Contract	AT	Region	England
% of FP17s for the same patient ID Re-attending within 3 months - Children	6	220	2.7%	10.2%	11.8%	11.8%
% of FP17s for the same patient ID Re-attending within 3 months - Adults	2	34	5.9%	15.4%	16.7%	15.6%
% of FP17s for the same patient ID Re-attending between 3 & 9 months - Children	160	220	72.7%	49.0%	48.6%	58.8%
% of FP17s for the same patient ID Re-attending between 3 & 9 months - Adults	20	34	58.8%	38.7%	39.1%	51.0%
% of FP17s for Band 1 Urgent Courses	3	244	1.2%	10.2%	10.6%	9.0%
% of FP17s Relating to Free Repair or Replacements	0	244	0.0%	0.6%	0.5%	0.8%
% of FP17s Relating to Continuations	0	244	0.0%	0.9%	0.7%	0.9%
% of Patients satisfied with the dentistry they have received	0	0	N/A	91.8%	90.2%	93.2%
% of Patients satisfied with the time they had to wait for an appointment	0	0	N/A	87.2%	85.0%	88.3%

* This is based on patients treated on this contract for their most recent course of treatment. Figures in italics indicate the base number of FP17s or Patient Questionnaire responses are less than 100. N/A is shown where the base number of responses is less than 10 during the period. % is calculated as Quantity/Base number*100

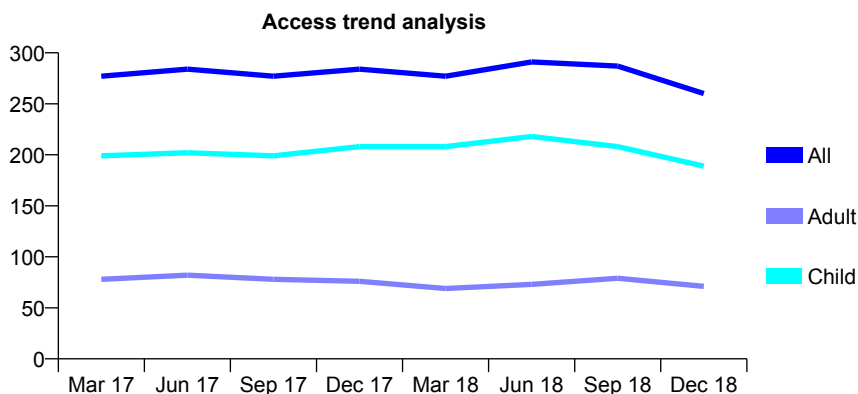
Q63 - Vital Signs At a Glance Contract Report for 920509/0001 - December 2018

Name or company name	MR KS SIHRA
Contract type name	GDS Contract
Purpose of contract	General
Contract start date	01/04/2006
Contract end date	20/09/2018

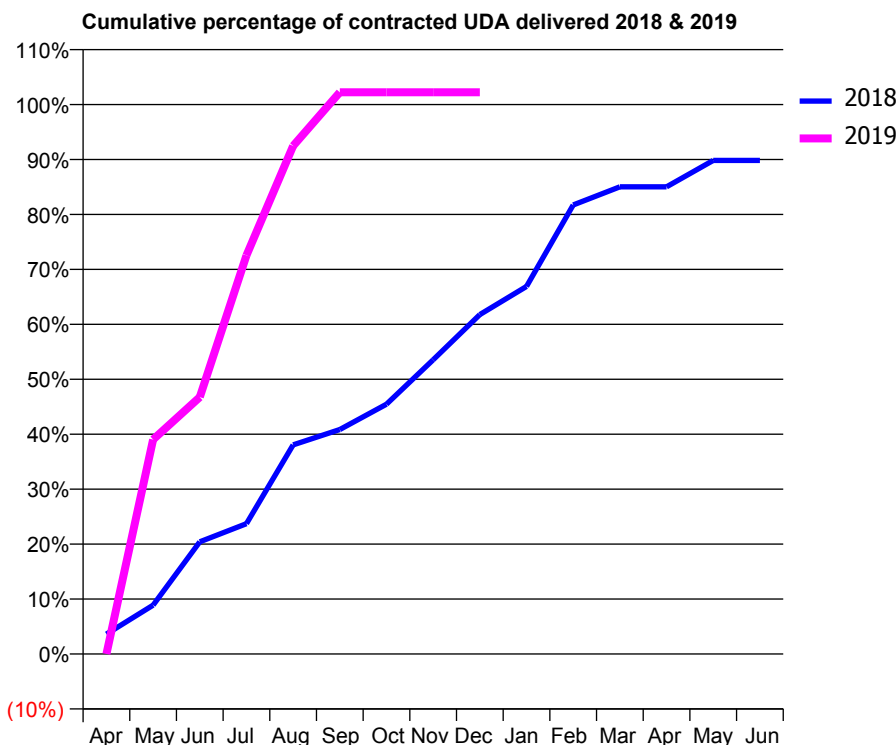
18/19 Contracted general activity (UDA)	287
Carry forward general activity (UDA)	0
18/19 Contracted orthodontic activity (UOA)	0
Carry forward orthodontic activity (UOA)	0
Baseline contract value	£7,266.14

ACCESS*

Patients seen in 24 months	Total	Change since previous quarter
Quarter ending December 2017	284	
Quarter ending March 2018	277	↓
Quarter ending June 2018	291	↑
Quarter ending September 2018	287	↓
Quarter ending December 2018	260	↓
Variance since December 2017	(8.5%)	↓



ACTIVITY



Month	Adjusted Scheduled Activity (UDA)	
	2018	2019
April	22	0
May	54	112
June	124	134
July	144	208
August	231	265
September	248	293
October	276	293
November	325	293
December	375	293
January	406	
February	496	
March	516	
April	516	
May	545	
June	545	

QUALITY

	Quantity	Base Number	Contract	AT	Region	England
% of FP17s for the same patient ID Re-attending within 3 months - Children	6	157	3.8%	10.2%	11.8%	11.8%
% of FP17s for the same patient ID Re-attending within 3 months - Adults	11	50	22.0%	15.4%	16.7%	15.6%
% of FP17s for the same patient ID Re-attending between 3 & 9 months - Children	95	157	60.5%	49.0%	48.6%	58.8%
% of FP17s for the same patient ID Re-attending between 3 & 9 months - Adults	14	50	28.0%	38.7%	39.1%	51.0%
% of FP17s for Band 1 Urgent Courses	2	193	1.0%	10.2%	10.6%	9.0%
% of FP17s Relating to Free Repair or Replacements	0	193	0.0%	0.6%	0.5%	0.8%
% of FP17s Relating to Continuations	0	193	0.0%	0.9%	0.7%	0.9%
% of Patients satisfied with the dentistry they have received	0	0	N/A	91.8%	90.2%	93.2%
% of Patients satisfied with the time they had to wait for an appointment	0	0	N/A	87.2%	85.0%	88.3%

* This is based on patients treated on this contract for their most recent course of treatment. Figures in italics indicate the base number of FP17s or Patient Questionnaire responses are less than 100. N/A is shown where the base number of responses is less than 10 during the period. % is calculated as Quantity/Base number*100

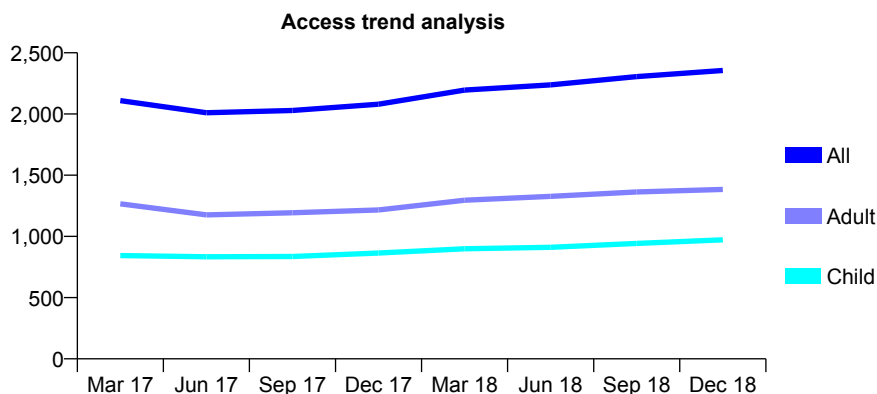
Q63 - Vital Signs At a Glance Contract Report for 921742/0001 - December 2018

Name or company name	MR AA OJETUNDE
Contract type name	GDS Contract
Purpose of contract	General
Contract start date	01/04/2006
Contract end date	

18/19 Contracted general activity (UDA)	11,195
Carry forward general activity (UDA)	0
18/19 Contracted orthodontic activity (UOA)	0
Carry forward orthodontic activity (UOA)	0
Baseline contract value	£304,138.17

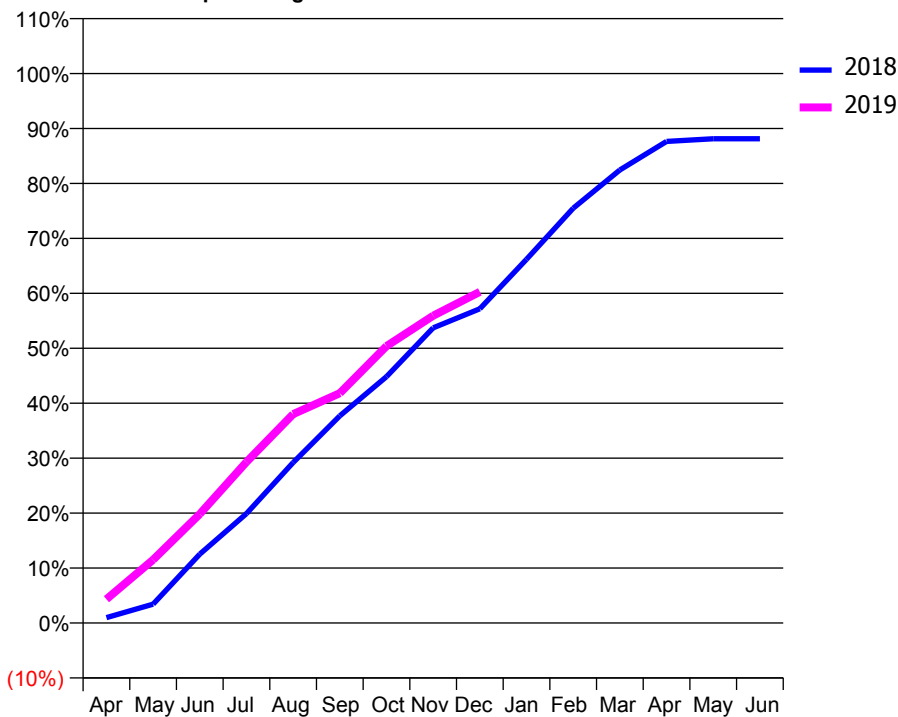
ACCESS*

Patients seen in 24 months	Total	Change since previous quarter
Quarter ending December 2017	2,080	
Quarter ending March 2018	2,195	↑
Quarter ending June 2018	2,238	→
Quarter ending September 2018	2,306	↑
Quarter ending December 2018	2,356	↑
Variance since December 2017	13.3%	↑



ACTIVITY

Cumulative percentage of contracted UDA delivered 2018 & 2019



Month	Adjusted Scheduled Activity (UDA)	
	2018	2019
April	111	486
May	385	1,290
June	1,403	2,221
July	2,229	3,279
August	3,269	4,256
September	4,220	4,682
October	5,019	5,640
November	6,013	6,260
December	6,401	6,747
January	7,409	
February	8,450	
March	9,229	
April	9,811	
May	9,867	
June	9,867	

QUALITY

	Quantity	Base Number	Contract	AT	Region	England
% of FP17s for the same patient ID Re-attending within 3 months - Children	66	893	7.4%	10.2%	11.8%	11.8%
% of FP17s for the same patient ID Re-attending within 3 months - Adults	140	1,117	12.5%	15.4%	16.7%	15.6%
% of FP17s for the same patient ID Re-attending between 3 & 9 months - Children	422	893	47.3%	49.0%	48.6%	58.8%
% of FP17s for the same patient ID Re-attending between 3 & 9 months - Adults	370	1,117	33.1%	38.7%	39.1%	51.0%
% of FP17s for Band 1 Urgent Courses	171	1,868	9.2%	10.2%	10.6%	9.0%
% of FP17s Relating to Free Repair or Replacements	4	1,868	0.2%	0.6%	0.5%	0.8%
% of FP17s Relating to Continuations	25	1,868	1.3%	0.9%	0.7%	0.9%
% of Patients satisfied with the dentistry they have received	0	0	N/A	91.8%	90.2%	93.2%
% of Patients satisfied with the time they had to wait for an appointment	0	0	N/A	87.2%	85.0%	88.3%

* This is based on patients treated on this contract for their most recent course of treatment. Figures in italics indicate the base number of FP17s or Patient Questionnaire responses are less than 100. N/A is shown where the base number of responses is less than 10 during the period. % is calculated as Quantity/Base number*100

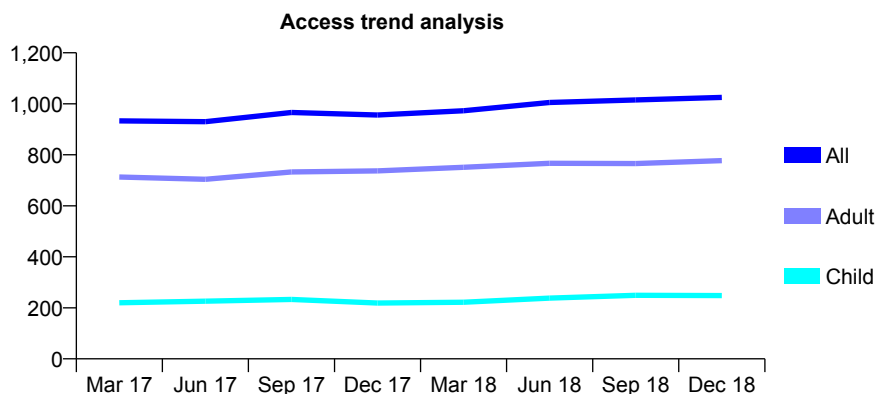
Q63 - Vital Signs At a Glance Contract Report for 921742/0003 - December 2018

Name or company name	MR AA OJETUNDE
Contract type name	GDS Contract
Purpose of contract	General
Contract start date	01/04/2006
Contract end date	

18/19 Contracted general activity (UDA)	4,795
Carry forward general activity (UDA)	0
18/19 Contracted orthodontic activity (UOA)	0
Carry forward orthodontic activity (UOA)	0
Baseline contract value	£140,283.51

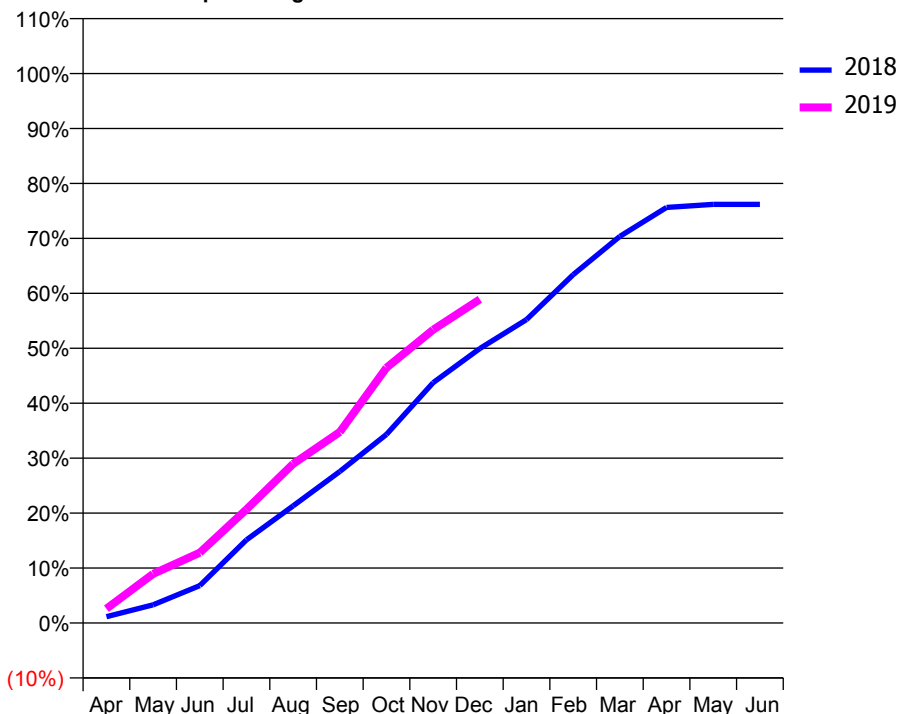
ACCESS*

Patients seen in 24 months	Total	Change since previous quarter
Quarter ending December 2017	956	
Quarter ending March 2018	973	→
Quarter ending June 2018	1,005	↑
Quarter ending September 2018	1,015	→
Quarter ending December 2018	1,025	→
Variance since December 2017	7.2%	↑



ACTIVITY

Cumulative percentage of contracted UDA delivered 2018 & 2019



Month	Adjusted Scheduled Activity (UDA)	
	2018	2019
April	55	125
May	159	429
June	326	614
July	726	992
August	1,022	1,388
September	1,322	1,667
October	1,646	2,227
November	2,097	2,559
December	2,395	2,824
January	2,648	
February	3,040	
March	3,374	
April	3,626	
May	3,653	
June	3,653	

QUALITY

	Quantity	Base Number	Contract	AT	Region	England
% of FP17s for the same patient ID Re-attending within 3 months - Children	21	272	7.7%	10.2%	11.8%	11.8%
% of FP17s for the same patient ID Re-attending within 3 months - Adults	110	651	16.9%	15.4%	16.7%	15.6%
% of FP17s for the same patient ID Re-attending between 3 & 9 months - Children	126	272	46.3%	49.0%	48.6%	58.8%
% of FP17s for the same patient ID Re-attending between 3 & 9 months - Adults	224	651	34.4%	38.7%	39.1%	51.0%
% of FP17s for Band 1 Urgent Courses	76	852	8.9%	10.2%	10.6%	9.0%
% of FP17s Relating to Free Repair or Replacements	4	852	0.5%	0.6%	0.5%	0.8%
% of FP17s Relating to Continuations	10	852	1.2%	0.9%	0.7%	0.9%
% of Patients satisfied with the dentistry they have received	0	0	N/A	91.8%	90.2%	93.2%
% of Patients satisfied with the time they had to wait for an appointment	0	0	N/A	87.2%	85.0%	88.3%

* This is based on patients treated on this contract for their most recent course of treatment. Figures in italics indicate the base number of FP17s or Patient Questionnaire responses are less than 100. N/A is shown where the base number of responses is less than 10 during the period. % is calculated as Quantity/Base number*100

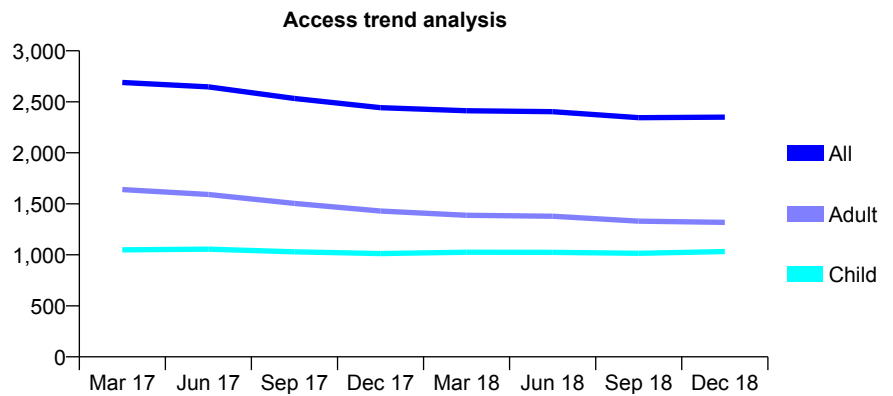
Q63 - Vital Signs At a Glance Contract Report for 929654/0001 - December 2018

Name or company name	MR MR CHOUDHURY
Contract type name	GDS Contract
Purpose of contract	General
Contract start date	01/04/2006
Contract end date	

18/19 Contracted general activity (UDA)	6,740
Carry forward general activity (UDA)	150
18/19 Contracted orthodontic activity (UOA)	0
Carry forward orthodontic activity (UOA)	0
Baseline contract value	£201,718.48

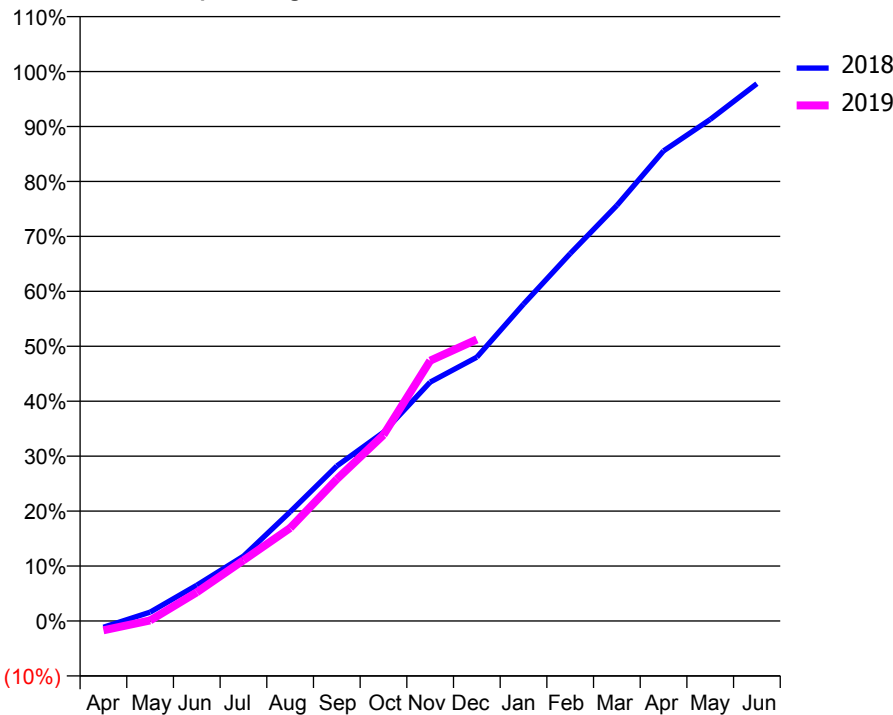
ACCESS*

Patients seen in 24 months	Total	Change since previous quarter
Quarter ending December 2017	2,442	
Quarter ending March 2018	2,413	↓
Quarter ending June 2018	2,403	→
Quarter ending September 2018	2,345	↓
Quarter ending December 2018	2,350	→
Variance since December 2017	(3.8%)	↓



ACTIVITY

Cumulative percentage of contracted UDA delivered 2018 & 2019



Month	Adjusted Scheduled Activity (UDA)	
	2018	2019
April	-77	-116
May	108	8
June	439	353
July	795	746
August	1,339	1,141
September	1,902	1,739
October	2,316	2,283
November	2,931	3,193
December	3,236	3,453
January	3,887	
February	4,506	
March	5,098	
April	5,766	
May	6,152	
June	6,590	

QUALITY

	Quantity	Base Number	Contract	AT	Region	England
% of FP17s for the same patient ID Re-attending within 3 months - Children	77	932	8.3%	10.2%	11.8%	11.8%
% of FP17s for the same patient ID Re-attending within 3 months - Adults	175	1,192	14.7%	15.4%	16.7%	15.6%
% of FP17s for the same patient ID Re-attending between 3 & 9 months - Children	441	932	47.3%	49.0%	48.6%	58.8%
% of FP17s for the same patient ID Re-attending between 3 & 9 months - Adults	504	1,192	42.3%	38.7%	39.1%	51.0%
% of FP17s for Band 1 Urgent Courses	279	1,658	16.8%	10.2%	10.6%	9.0%
% of FP17s Relating to Free Repair or Replacements	25	1,658	1.5%	0.6%	0.5%	0.8%
% of FP17s Relating to Continuations	0	1,658	0.0%	0.9%	0.7%	0.9%
% of Patients satisfied with the dentistry they have received	8	9	N/A	91.8%	90.2%	93.2%
% of Patients satisfied with the time they had to wait for an appointment	8	9	N/A	87.2%	85.0%	88.3%

* This is based on patients treated on this contract for their most recent course of treatment. Figures in italics indicate the base number of FP17s or Patient Questionnaire responses are less than 100. N/A is shown where the base number of responses is less than 10 during the period. % is calculated as Quantity/Base number*100

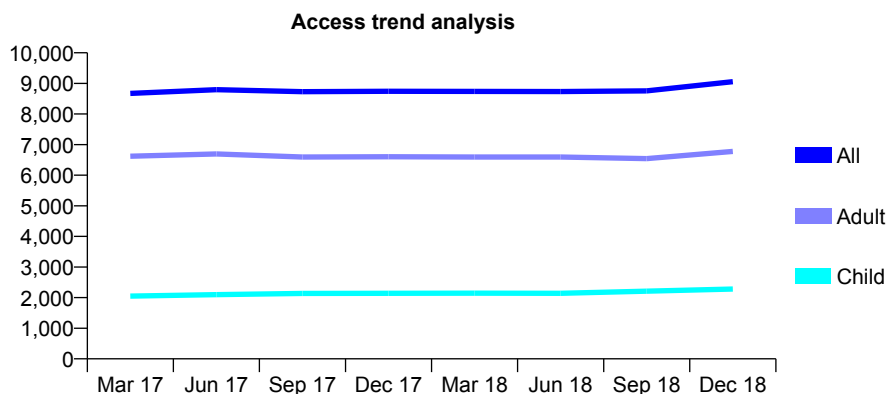
Q63 - Vital Signs At a Glance Contract Report for 931403/0001 - December 2018

Name or company name	MR AK PATEL
Contract type name	GDS Contract
Purpose of contract	General
Contract start date	01/04/2006
Contract end date	

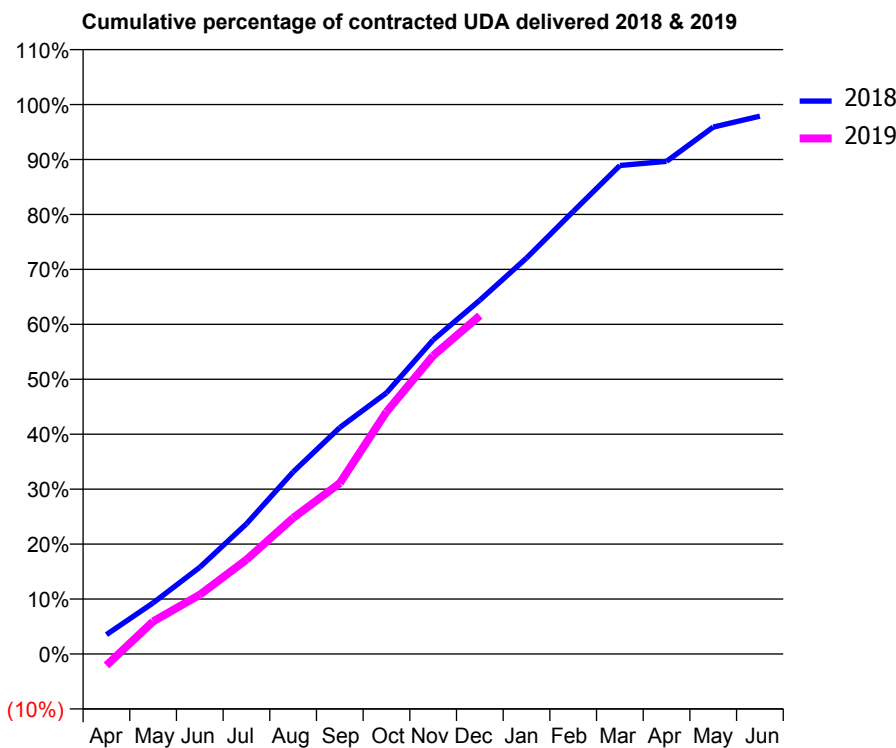
18/19 Contracted general activity (UDA)	21,449
Carry forward general activity (UDA)	452
18/19 Contracted orthodontic activity (UOA)	0
Carry forward orthodontic activity (UOA)	0
Baseline contract value	£705,235.57

ACCESS*

Patients seen in 24 months	Total	Change since previous quarter
Quarter ending December 2017	8,744	
Quarter ending March 2018	8,737	→
Quarter ending June 2018	8,735	→
Quarter ending September 2018	8,754	→
Quarter ending December 2018	9,057	↑
Variance since December 2017	3.6%	↑



ACTIVITY



Month	Adjusted Scheduled Activity (UDA)	
	2018	2019
April	758	-452
May	1,998	1,274
June	3,387	2,315
July	5,081	3,681
August	7,105	5,312
September	8,840	6,669
October	10,196	9,454
November	12,260	11,645
December	13,811	13,208
January	15,458	
February	17,273	
March	19,068	
April	19,230	
May	20,568	
June	20,997	

QUALITY

	Quantity	Base Number	Contract	AT	Region	England
% of FP17s for the same patient ID Re-attending within 3 months - Children	166	2,070	8.0%	10.2%	11.8%	11.8%
% of FP17s for the same patient ID Re-attending within 3 months - Adults	715	5,210	13.7%	15.4%	16.7%	15.6%
% of FP17s for the same patient ID Re-attending between 3 & 9 months - Children	689	2,070	33.3%	49.0%	48.6%	58.8%
% of FP17s for the same patient ID Re-attending between 3 & 9 months - Adults	1,437	5,210	27.6%	38.7%	39.1%	51.0%
% of FP17s for Band 1 Urgent Courses	727	6,281	11.6%	10.2%	10.6%	9.0%
% of FP17s Relating to Free Repair or Replacements	77	6,281	1.2%	0.6%	0.5%	0.8%
% of FP17s Relating to Continuations	80	6,281	1.3%	0.9%	0.7%	0.9%
% of Patients satisfied with the dentistry they have received	0	0	N/A	91.8%	90.2%	93.2%
% of Patients satisfied with the time they had to wait for an appointment	0	0	N/A	87.2%	85.0%	88.3%

* This is based on patients treated on this contract for their most recent course of treatment. Figures in italics indicate the base number of FP17s or Patient Questionnaire responses are less than 100. N/A is shown where the base number of responses is less than 10 during the period. % is calculated as Quantity/Base number*100

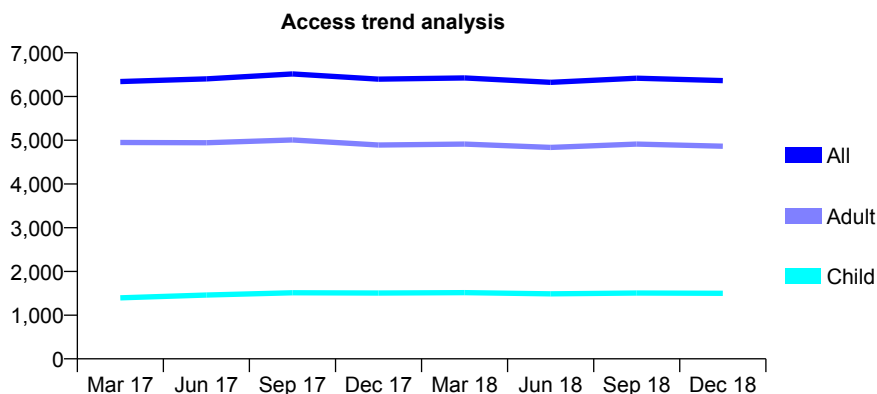
Q63 - Vital Signs At a Glance Contract Report for 932884/0001 - December 2018

Name or company name	MR HS BASSI
Contract type name	GDS Contract
Purpose of contract	General
Contract start date	01/04/2006
Contract end date	

18/19 Contracted general activity (UDA)	16,913
Carry forward general activity (UDA)	-38
18/19 Contracted orthodontic activity (UOA)	0
Carry forward orthodontic activity (UOA)	0
Baseline contract value	£449,666.10

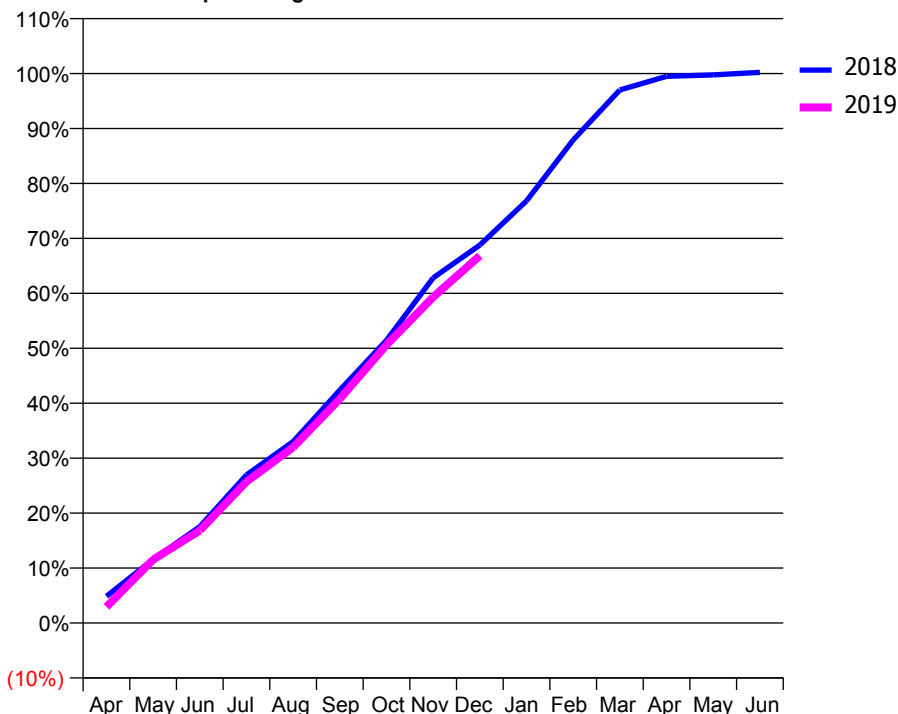
ACCESS*

Patients seen in 24 months	Total	Change since previous quarter
Quarter ending December 2017	6,397	
Quarter ending March 2018	6,426	→
Quarter ending June 2018	6,323	↓
Quarter ending September 2018	6,418	→
Quarter ending December 2018	6,363	→
Variance since December 2017	(0.5%)	→



ACTIVITY

Cumulative percentage of contracted UDA delivered 2018 & 2019



Month	Adjusted Scheduled Activity (UDA)	
	2018	2019
April	823	500
May	1,960	1,952
June	2,964	2,848
July	4,557	4,350
August	5,582	5,406
September	7,169	6,899
October	8,705	8,559
November	10,625	10,033
December	11,634	11,307
January	12,993	
February	14,868	
March	16,409	
April	16,824	
May	16,873	
June	16,951	

QUALITY

	Quantity	Base Number	Contract	AT	Region	England
% of FP17s for the same patient ID Re-attending within 3 months - Children	31	1,275	2.4%	10.2%	11.8%	11.8%
% of FP17s for the same patient ID Re-attending within 3 months - Adults	390	4,518	8.6%	15.4%	16.7%	15.6%
% of FP17s for the same patient ID Re-attending between 3 & 9 months - Children	489	1,275	38.4%	49.0%	48.6%	58.8%
% of FP17s for the same patient ID Re-attending between 3 & 9 months - Adults	2,026	4,518	44.8%	38.7%	39.1%	51.0%
% of FP17s for Band 1 Urgent Courses	314	5,144	6.1%	10.2%	10.6%	9.0%
% of FP17s Relating to Free Repair or Replacements	44	5,144	0.9%	0.6%	0.5%	0.8%
% of FP17s Relating to Continuations	17	5,144	0.3%	0.9%	0.7%	0.9%
% of Patients satisfied with the dentistry they have received	1	2	N/A	91.8%	90.2%	93.2%
% of Patients satisfied with the time they had to wait for an appointment	2	2	N/A	87.2%	85.0%	88.3%

* This is based on patients treated on this contract for their most recent course of treatment. Figures in italics indicate the base number of FP17s or Patient Questionnaire responses are less than 100. N/A is shown where the base number of responses is less than 10 during the period. % is calculated as Quantity/Base number*100

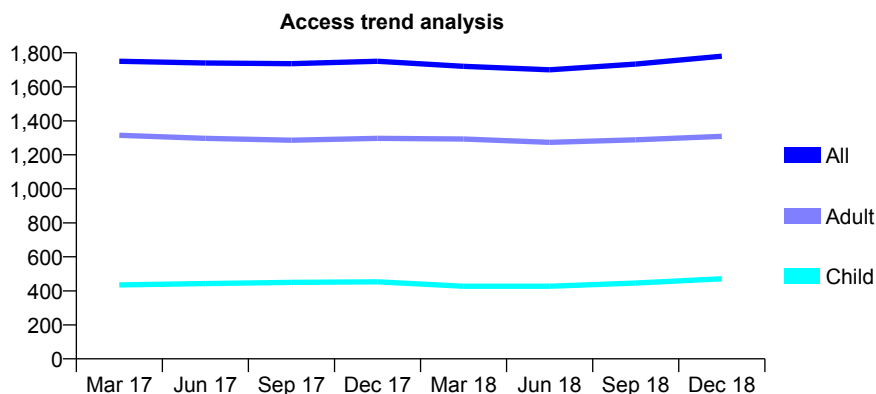
Q63 - Vital Signs At a Glance Contract Report for 933074/0001 - December 2018

Name or company name	MR M MAZAHERI
Contract type name	GDS Contract
Purpose of contract	General
Contract start date	01/04/2006
Contract end date	

18/19 Contracted general activity (UDA)	10,543
Carry forward general activity (UDA)	35
18/19 Contracted orthodontic activity (UOA)	0
Carry forward orthodontic activity (UOA)	0
Baseline contract value	£342,771.70

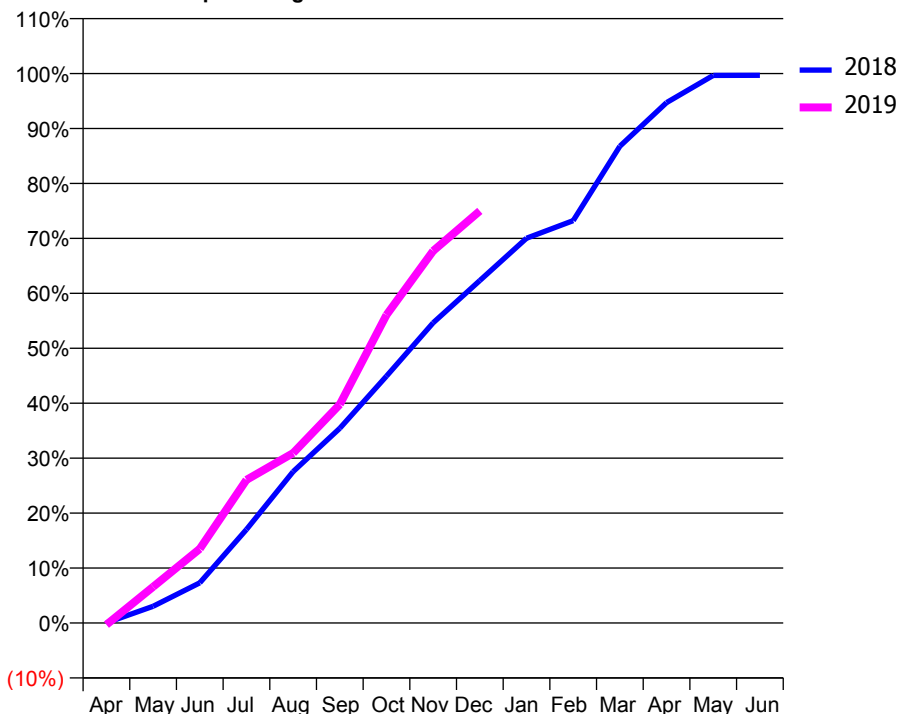
ACCESS*

Patients seen in 24 months	Total	Change since previous quarter
Quarter ending December 2017	1,750	
Quarter ending March 2018	1,720	↓
Quarter ending June 2018	1,700	↓
Quarter ending September 2018	1,734	↑
Quarter ending December 2018	1,780	↑
Variance since December 2017	1.7%	→



ACTIVITY

Cumulative percentage of contracted UDA delivered 2018 & 2019



Month	Adjusted Scheduled Activity (UDA)	
	2018	2019
April	5	-35
May	321	694
June	771	1,423
July	1,794	2,746
August	2,906	3,261
September	3,737	4,195
October	4,737	5,911
November	5,760	7,140
December	6,571	7,907
January	7,382	
February	7,719	
March	9,148	
April	9,984	
May	10,507	
June	10,508	

QUALITY

	Quantity	Base Number	Contract	AT	Region	England
% of FP17s for the same patient ID Re-attending within 3 months - Children	38	461	8.2%	10.2%	11.8%	11.8%
% of FP17s for the same patient ID Re-attending within 3 months - Adults	130	1,079	12.0%	15.4%	16.7%	15.6%
% of FP17s for the same patient ID Re-attending between 3 & 9 months - Children	204	461	44.3%	49.0%	48.6%	58.8%
% of FP17s for the same patient ID Re-attending between 3 & 9 months - Adults	385	1,079	35.7%	38.7%	39.1%	51.0%
% of FP17s for Band 1 Urgent Courses	29	1,355	2.1%	10.2%	10.6%	9.0%
% of FP17s Relating to Free Repair or Replacements	3	1,355	0.2%	0.6%	0.5%	0.8%
% of FP17s Relating to Continuations	24	1,355	1.8%	0.9%	0.7%	0.9%
% of Patients satisfied with the dentistry they have received	1	1	N/A	91.8%	90.2%	93.2%
% of Patients satisfied with the time they had to wait for an appointment	1	1	N/A	87.2%	85.0%	88.3%

* This is based on patients treated on this contract for their most recent course of treatment. Figures in italics indicate the base number of FP17s or Patient Questionnaire responses are less than 100. N/A is shown where the base number of responses is less than 10 during the period. % is calculated as Quantity/Base number*100

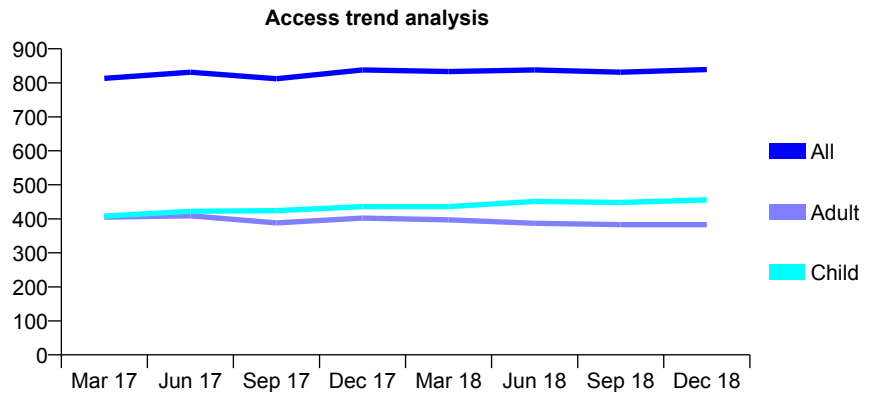
Q63 - Vital Signs At a Glance Contract Report for 933422/0001 - December 2018

Name or company name	MR A SOMASUNDARARAJAH
Contract type name	GDS Contract
Purpose of contract	General
Contract start date	01/04/2006
Contract end date	

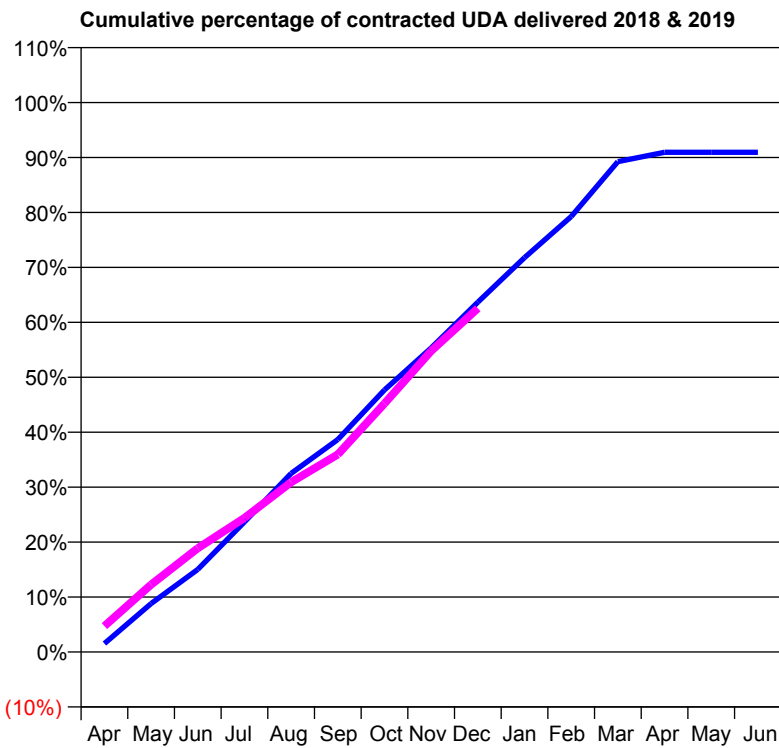
18/19 Contracted general activity (UDA)	3,377
Carry forward general activity (UDA)	0
18/19 Contracted orthodontic activity (UOA)	0
Carry forward orthodontic activity (UOA)	0
Baseline contract value	£99,752.71

ACCESS*

Patients seen in 24 months	Total	Change since previous quarter
Quarter ending December 2017	838	
Quarter ending March 2018	833	→
Quarter ending June 2018	838	→
Quarter ending September 2018	831	→
Quarter ending December 2018	839	→
Variance since December 2017	0.1%	→



ACTIVITY



Month	Adjusted Scheduled Activity (UDA)	
	2018	2019
April	52	159
May	298	414
June	508	638
July	799	824
August	1,097	1,044
September	1,306	1,214
October	1,610	1,527
November	1,869	1,850
December	2,150	2,113
January	2,424	
February	2,676	
March	3,014	
April	3,071	
May	3,071	
June	3,071	

QUALITY

	Quantity	Base Number	Contract	AT	Region	England
% of FP17s for the same patient ID Re-attending within 3 months - Children	37	481	7.7%	10.2%	11.8%	11.8%
% of FP17s for the same patient ID Re-attending within 3 months - Adults	52	314	16.6%	15.4%	16.7%	15.6%
% of FP17s for the same patient ID Re-attending between 3 & 9 months - Children	219	481	45.5%	49.0%	48.6%	58.8%
% of FP17s for the same patient ID Re-attending between 3 & 9 months - Adults	134	314	42.7%	38.7%	39.1%	51.0%
% of FP17s for Band 1 Urgent Courses	33	778	4.2%	10.2%	10.6%	9.0%
% of FP17s Relating to Free Repair or Replacements	0	778	0.0%	0.6%	0.5%	0.8%
% of FP17s Relating to Continuations	15	778	1.9%	0.9%	0.7%	0.9%
% of Patients satisfied with the dentistry they have received	0	0	N/A	91.8%	90.2%	93.2%
% of Patients satisfied with the time they had to wait for an appointment	0	0	N/A	87.2%	85.0%	88.3%

* This is based on patients treated on this contract for their most recent course of treatment. Figures in italics indicate the base number of FP17s or Patient Questionnaire responses are less than 100. N/A is shown where the base number of responses is less than 10 during the period. % is calculated as Quantity/Base number*100

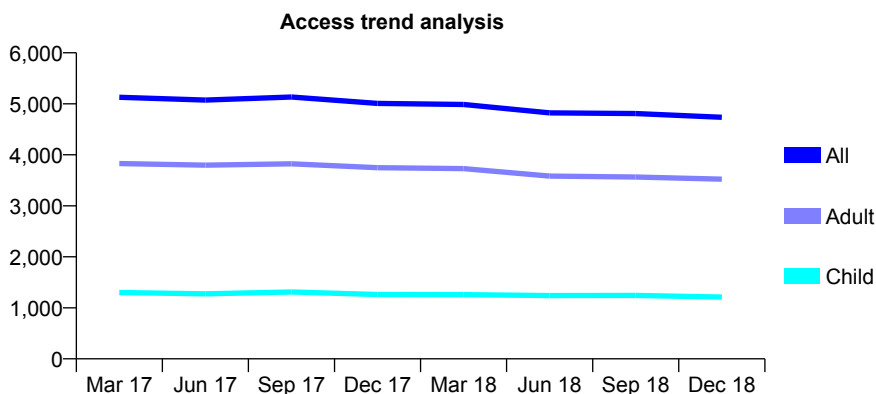
Q63 - Vital Signs At a Glance Contract Report for 936812/0001 - December 2018

Name or company name	MS M AZARI
Contract type name	GDS Contract
Purpose of contract	General
Contract start date	01/11/2014
Contract end date	

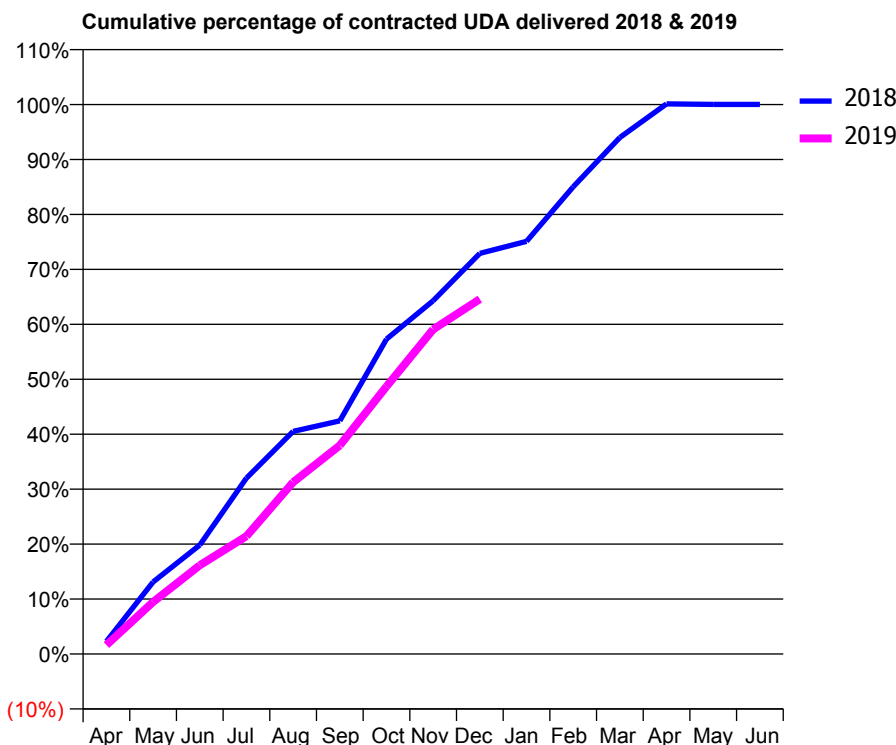
18/19 Contracted general activity (UDA)	17,648
Carry forward general activity (UDA)	-14
18/19 Contracted orthodontic activity (UOA)	0
Carry forward orthodontic activity (UOA)	0
Baseline contract value	£672,105.19

ACCESS*

Patients seen in 24 months	Total	Change since previous quarter
Quarter ending December 2017	5,008	
Quarter ending March 2018	4,988	→
Quarter ending June 2018	4,823	↓
Quarter ending September 2018	4,808	→
Quarter ending December 2018	4,736	↓
Variance since December 2017	(5.4%)	↓



ACTIVITY



Month	Adjusted Scheduled Activity (UDA)	
	2018	2019
April	404	290
May	2,316	1,673
June	3,502	2,852
July	5,650	3,785
August	7,151	5,517
September	7,490	6,699
October	10,115	8,593
November	11,346	10,424
December	12,867	11,397
January	13,252	
February	15,005	
March	16,589	
April	17,667	
May	17,651	
June	17,650	

QUALITY

	Quantity	Base Number	Contract	AT	Region	England
% of FP17s for the same patient ID Re-attending within 3 months - Children	55	994	5.5%	10.2%	11.8%	11.8%
% of FP17s for the same patient ID Re-attending within 3 months - Adults	321	2,578	12.5%	15.4%	16.7%	15.6%
% of FP17s for the same patient ID Re-attending between 3 & 9 months - Children	480	994	48.3%	49.0%	48.6%	58.8%
% of FP17s for the same patient ID Re-attending between 3 & 9 months - Adults	1,065	2,578	41.3%	38.7%	39.1%	51.0%
% of FP17s for Band 1 Urgent Courses	332	3,293	10.1%	10.2%	10.6%	9.0%
% of FP17s Relating to Free Repair or Replacements	10	3,293	0.3%	0.6%	0.5%	0.8%
% of FP17s Relating to Continuations	8	3,293	0.2%	0.9%	0.7%	0.9%
% of Patients satisfied with the dentistry they have received	0	0	N/A	91.8%	90.2%	93.2%
% of Patients satisfied with the time they had to wait for an appointment	0	0	N/A	87.2%	85.0%	88.3%

* This is based on patients treated on this contract for their most recent course of treatment. Figures in italics indicate the base number of FP17s or Patient Questionnaire responses are less than 100. N/A is shown where the base number of responses is less than 10 during the period. % is calculated as Quantity/Base number*100

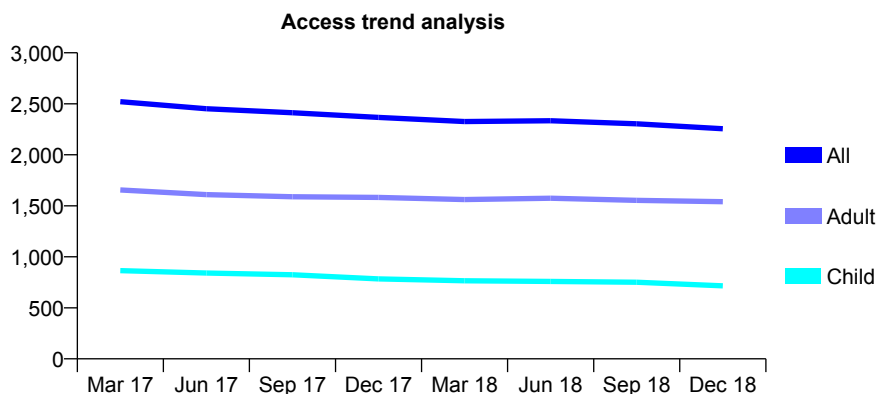
Q63 - Vital Signs At a Glance Contract Report for 941409/0002 - December 2018

Name or company name	MISS R ILATY
Contract type name	GDS Contract
Purpose of contract	General
Contract start date	30/06/2008
Contract end date	

18/19 Contracted general activity (UDA)	8,400
Carry forward general activity (UDA)	0
18/19 Contracted orthodontic activity (UOA)	0
Carry forward orthodontic activity (UOA)	0
Baseline contract value	£196,591.17

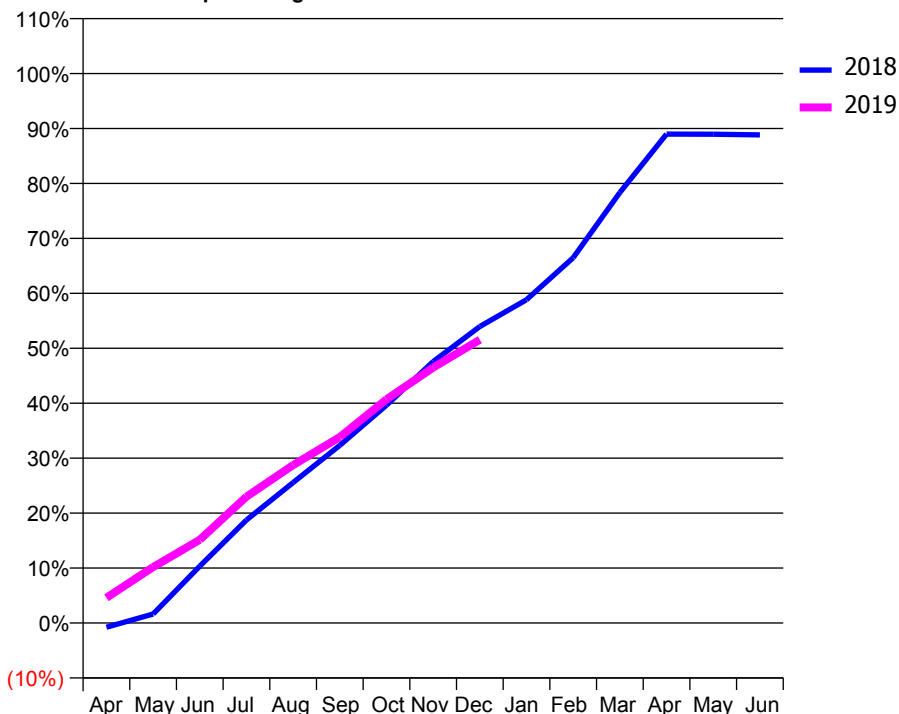
ACCESS*

Patients seen in 24 months	Total	Change since previous quarter
Quarter ending December 2017	2,367	
Quarter ending March 2018	2,326	↓
Quarter ending June 2018	2,334	→
Quarter ending September 2018	2,304	↓
Quarter ending December 2018	2,256	↓
Variance since December 2017	(4.7%)	↓



ACTIVITY

Cumulative percentage of contracted UDA delivered 2018 & 2019



Month	Adjusted Scheduled Activity (UDA)	
	2018	2019
April	-67	387
May	138	854
June	870	1,272
July	1,576	1,931
August	2,147	2,415
September	2,716	2,843
October	3,329	3,419
November	3,997	3,904
December	4,533	4,330
January	4,942	
February	5,584	
March	6,581	
April	7,474	
May	7,473	
June	7,461	

QUALITY

	Quantity	Base Number	Contract	AT	Region	England
% of FP17s for the same patient ID Re-attending within 3 months - Children	79	805	9.8%	10.2%	11.8%	11.8%
% of FP17s for the same patient ID Re-attending within 3 months - Adults	199	1,389	14.3%	15.4%	16.7%	15.6%
% of FP17s for the same patient ID Re-attending between 3 & 9 months - Children	490	805	60.9%	49.0%	48.6%	58.8%
% of FP17s for the same patient ID Re-attending between 3 & 9 months - Adults	735	1,389	52.9%	38.7%	39.1%	51.0%
% of FP17s for Band 1 Urgent Courses	128	1,934	6.6%	10.2%	10.6%	9.0%
% of FP17s Relating to Free Repair or Replacements	19	1,934	1.0%	0.6%	0.5%	0.8%
% of FP17s Relating to Continuations	0	1,934	0.0%	0.9%	0.7%	0.9%
% of Patients satisfied with the dentistry they have received	1	1	N/A	91.8%	90.2%	93.2%
% of Patients satisfied with the time they had to wait for an appointment	1	1	N/A	87.2%	85.0%	88.3%

* This is based on patients treated on this contract for their most recent course of treatment. Figures in italics indicate the base number of FP17s or Patient Questionnaire responses are less than 100. N/A is shown where the base number of responses is less than 10 during the period. % is calculated as Quantity/Base number*100

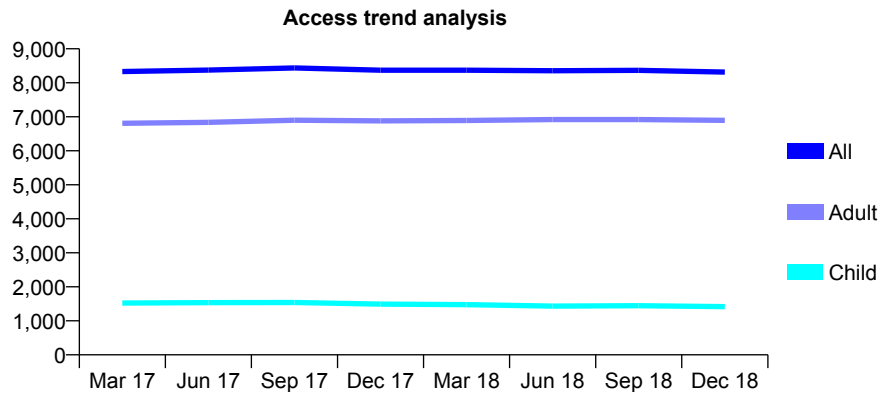
Q63 - Vital Signs At a Glance Contract Report for 943622/0001 - December 2018

Name or company name	MR H TORKZABAN
Contract type name	GDS Contract
Purpose of contract	General
Contract start date	01/04/2006
Contract end date	

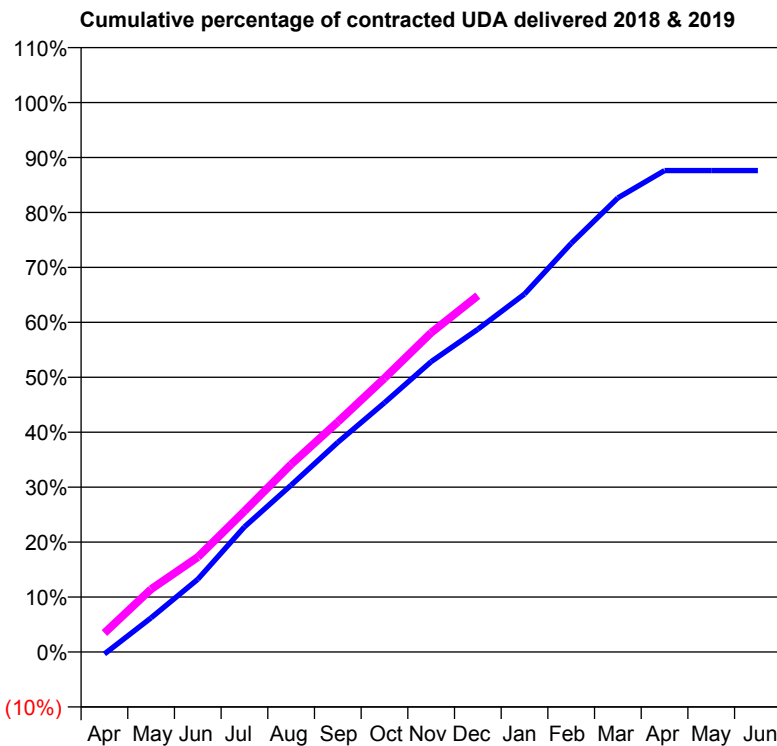
18/19 Contracted general activity (UDA)	29,538
Carry forward general activity (UDA)	0
18/19 Contracted orthodontic activity (UOA)	0
Carry forward orthodontic activity (UOA)	0
Baseline contract value	£920,807.45

ACCESS*

Patients seen in 24 months	Total	Change since previous quarter
Quarter ending December 2017	8,371	
Quarter ending March 2018	8,369	→
Quarter ending June 2018	8,353	→
Quarter ending September 2018	8,366	→
Quarter ending December 2018	8,315	→
Variance since December 2017	(0.7%)	→



ACTIVITY



Month	Adjusted Scheduled Activity (UDA)	
	2018	2019
April	-108	1,021
May	1,838	3,377
June	3,912	5,098
July	6,730	7,571
August	8,971	10,090
September	11,271	12,365
October	13,399	14,720
November	15,609	17,161
December	17,348	19,154
January	19,241	
February	21,967	
March	24,408	
April	25,881	
May	25,881	
June	25,881	

QUALITY

	Quantity	Base Number	Contract	AT	Region	England
% of FP17s for the same patient ID Re-attending within 3 months - Children	69	1,155	6.0%	10.2%	11.8%	11.8%
% of FP17s for the same patient ID Re-attending within 3 months - Adults	440	4,679	9.4%	15.4%	16.7%	15.6%
% of FP17s for the same patient ID Re-attending between 3 & 9 months - Children	461	1,155	39.9%	49.0%	48.6%	58.8%
% of FP17s for the same patient ID Re-attending between 3 & 9 months - Adults	1,207	4,679	25.8%	38.7%	39.1%	51.0%
% of FP17s for Band 1 Urgent Courses	505	5,554	9.1%	10.2%	10.6%	9.0%
% of FP17s Relating to Free Repair or Replacements	21	5,554	0.4%	0.6%	0.5%	0.8%
% of FP17s Relating to Continuations	21	5,554	0.4%	0.9%	0.7%	0.9%
% of Patients satisfied with the dentistry they have received	2	2	N/A	91.8%	90.2%	93.2%
% of Patients satisfied with the time they had to wait for an appointment	2	2	N/A	87.2%	85.0%	88.3%

* This is based on patients treated on this contract for their most recent course of treatment. Figures in italics indicate the base number of FP17s or Patient Questionnaire responses are less than 100. N/A is shown where the base number of responses is less than 10 during the period. % is calculated as Quantity/Base number*100

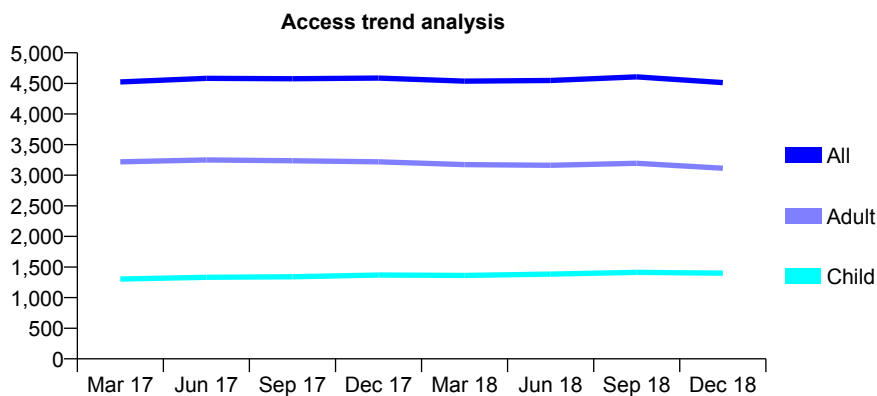
Q63 - Vital Signs At a Glance Contract Report for 943746/0001 - December 2018

Name or company name	Perfect Smile Earlsfield Partnersership
Contract type name	GDS Contract
Purpose of contract	General
Contract start date	01/04/2006
Contract end date	

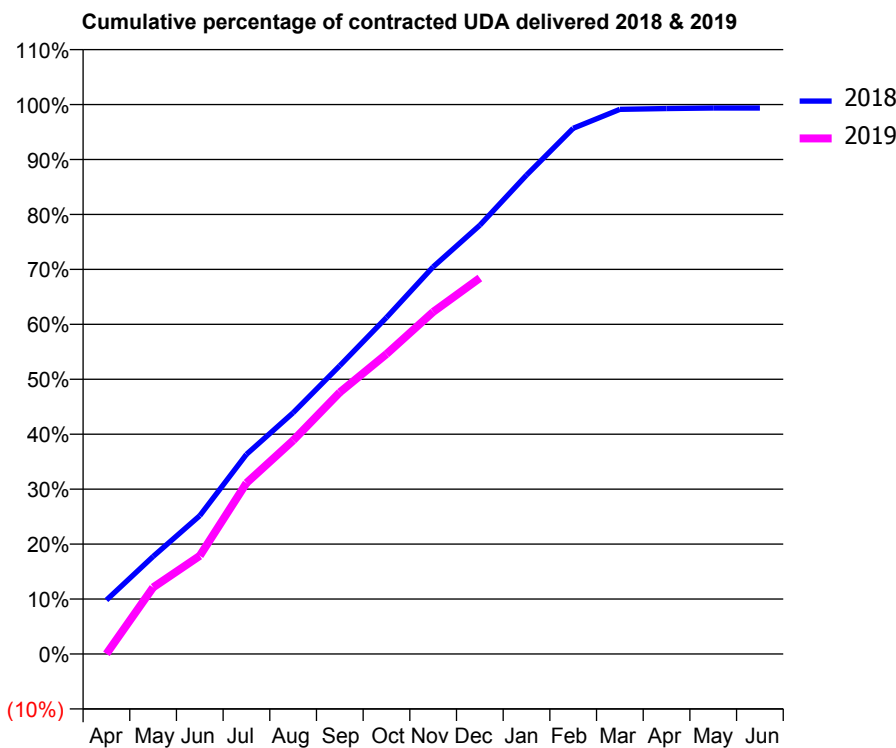
18/19 Contracted general activity (UDA)	8,866
Carry forward general activity (UDA)	56
18/19 Contracted orthodontic activity (UOA)	0
Carry forward orthodontic activity (UOA)	0
Baseline contract value	£263,793.19

ACCESS*

Patients seen in 24 months	Total	Change since previous quarter
Quarter ending December 2017	4,587	
Quarter ending March 2018	4,536	↓
Quarter ending June 2018	4,548	→
Quarter ending September 2018	4,607	→
Quarter ending December 2018	4,514	↓
Variance since December 2017	(1.6%)	↓



ACTIVITY



Month	Adjusted Scheduled Activity (UDA)	
	2018	2019
April	870	3
May	1,575	1,074
June	2,231	1,585
July	3,223	2,760
August	3,893	3,445
September	4,653	4,223
October	5,430	4,839
November	6,247	5,519
December	6,919	6,065
January	7,727	
February	8,483	
March	8,787	
April	8,802	
May	8,810	
June	8,810	

QUALITY

	Quantity	Base Number	Contract	AT	Region	England
% of FP17s for the same patient ID Re-attending within 3 months - Children	78	1,317	5.9%	10.2%	11.8%	11.8%
% of FP17s for the same patient ID Re-attending within 3 months - Adults	285	2,260	12.6%	15.4%	16.7%	15.6%
% of FP17s for the same patient ID Re-attending between 3 & 9 months - Children	656	1,317	49.8%	49.0%	48.6%	58.8%
% of FP17s for the same patient ID Re-attending between 3 & 9 months - Adults	660	2,260	29.2%	38.7%	39.1%	51.0%
% of FP17s for Band 1 Urgent Courses	256	2,941	8.7%	10.2%	10.6%	9.0%
% of FP17s Relating to Free Repair or Replacements	14	2,941	0.5%	0.6%	0.5%	0.8%
% of FP17s Relating to Continuations	42	2,941	1.4%	0.9%	0.7%	0.9%
% of Patients satisfied with the dentistry they have received	0	0	N/A	91.8%	90.2%	93.2%
% of Patients satisfied with the time they had to wait for an appointment	0	0	N/A	87.2%	85.0%	88.3%

* This is based on patients treated on this contract for their most recent course of treatment. Figures in italics indicate the base number of FP17s or Patient Questionnaire responses are less than 100. N/A is shown where the base number of responses is less than 10 during the period. % is calculated as Quantity/Base number*100

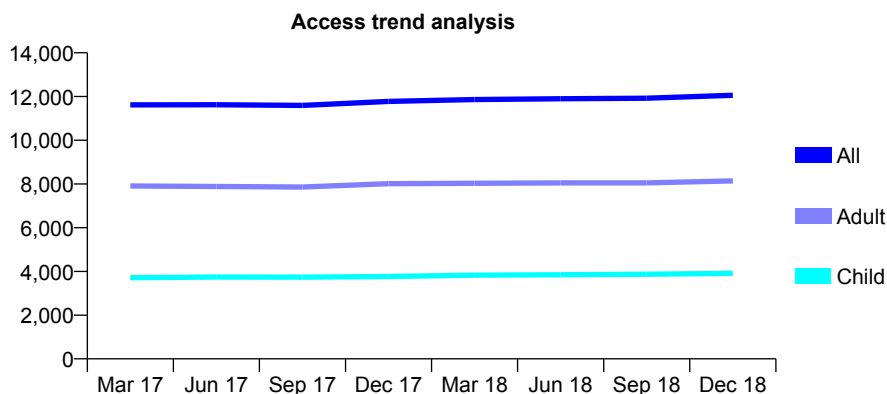
Q63 - Vital Signs At a Glance Contract Report for 943967/0001 - December 2018

Name or company name	MR JL UBEROI
Contract type name	GDS Contract
Purpose of contract	General
Contract start date	18/12/2009
Contract end date	

18/19 Contracted general activity (UDA)	32,120
Carry forward general activity (UDA)	800
18/19 Contracted orthodontic activity (UOA)	0
Carry forward orthodontic activity (UOA)	0
Baseline contract value	£779,803.64

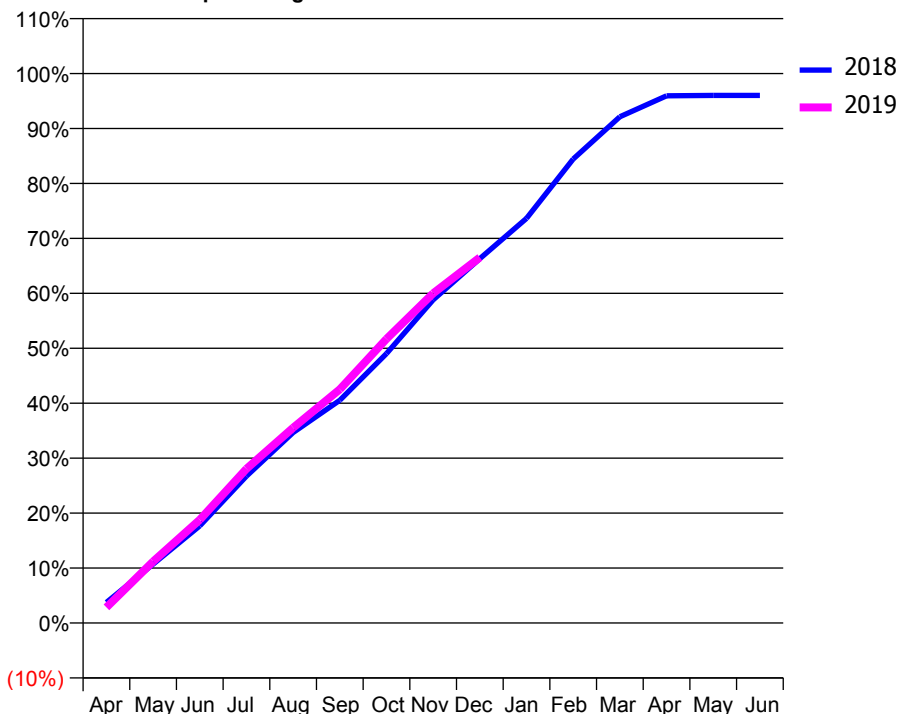
ACCESS*

Patients seen in 24 months	Total	Change since previous quarter
Quarter ending December 2017	11,778	
Quarter ending March 2018	11,859	→
Quarter ending June 2018	11,896	→
Quarter ending September 2018	11,923	→
Quarter ending December 2018	12,057	→
Variance since December 2017	2.4%	↑



ACTIVITY

Cumulative percentage of contracted UDA delivered 2018 & 2019



Adjusted Scheduled Activity (UDA)		
Month	2018	2019
April	1,205	914
May	3,438	3,594
June	5,682	6,037
July	8,586	9,018
August	11,132	11,417
September	13,019	13,661
October	15,747	16,604
November	18,888	19,271
December	21,300	21,370
January	23,652	
February	27,120	
March	29,594	
April	30,814	
May	30,841	
June	30,841	

QUALITY

	Quantity	Base Number	Contract	AT	Region	England
% of FP17s for the same patient ID Re-attending within 3 months - Children	606	3,847	15.8%	10.2%	11.8%	11.8%
% of FP17s for the same patient ID Re-attending within 3 months - Adults	1,157	6,559	17.6%	15.4%	16.7%	15.6%
% of FP17s for the same patient ID Re-attending between 3 & 9 months - Children	1,633	3,847	42.4%	49.0%	48.6%	58.8%
% of FP17s for the same patient ID Re-attending between 3 & 9 months - Adults	2,214	6,559	33.8%	38.7%	39.1%	51.0%
% of FP17s for Band 1 Urgent Courses	1,493	9,887	15.1%	10.2%	10.6%	9.0%
% of FP17s Relating to Free Repair or Replacements	149	9,887	1.5%	0.6%	0.5%	0.8%
% of FP17s Relating to Continuations	189	9,887	1.9%	0.9%	0.7%	0.9%
% of Patients satisfied with the dentistry they have received	6	6	N/A	91.8%	90.2%	93.2%
% of Patients satisfied with the time they had to wait for an appointment	6	6	N/A	87.2%	85.0%	88.3%

* This is based on patients treated on this contract for their most recent course of treatment. Figures in italics indicate the base number of FP17s or Patient Questionnaire responses are less than 100. N/A is shown where the base number of responses is less than 10 during the period. % is calculated as Quantity/Base number*100

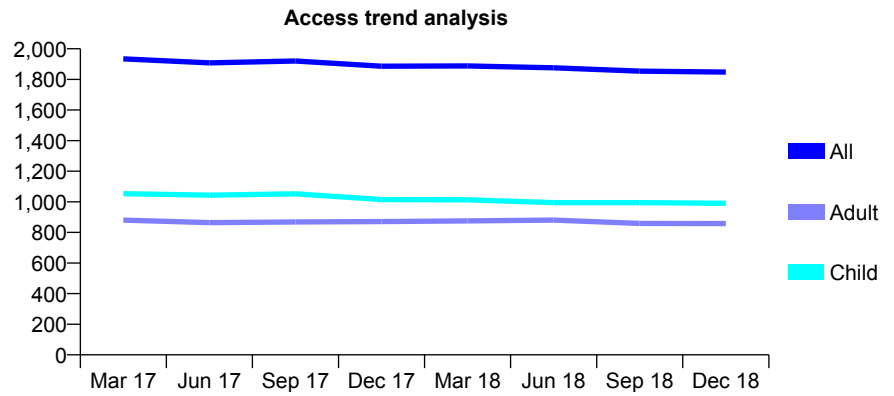
Q63 - Vital Signs At a Glance Contract Report for 952982/0005 - December 2018

Name or company name	MR PC COLEY
Contract type name	GDS Contract
Purpose of contract	General
Contract start date	02/04/2013
Contract end date	

18/19 Contracted general activity (UDA)	4,762
Carry forward general activity (UDA)	0
18/19 Contracted orthodontic activity (UOA)	0
Carry forward orthodontic activity (UOA)	0
Baseline contract value	£111,394.76

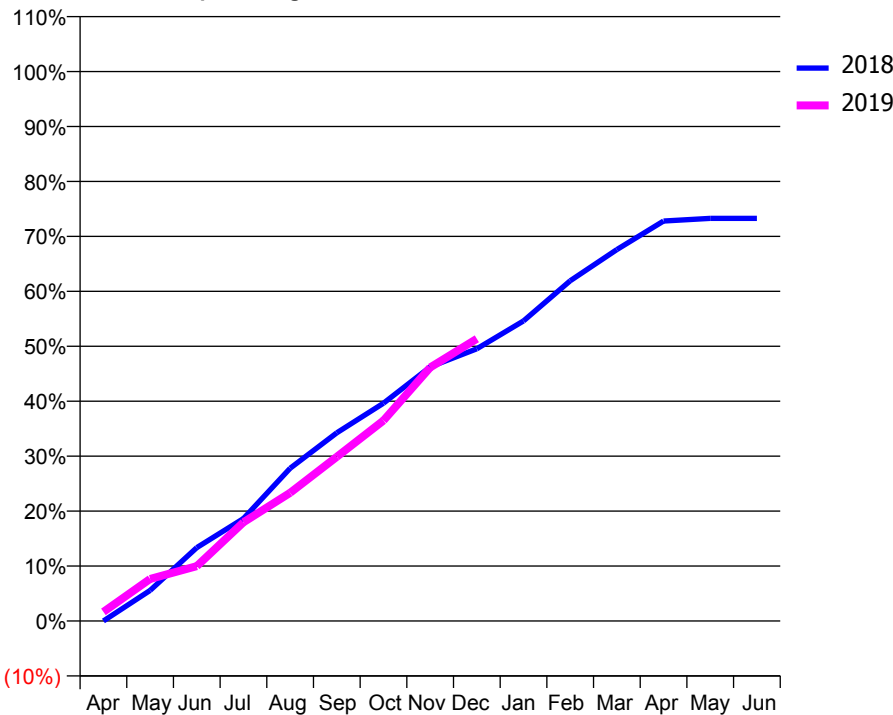
ACCESS*

Patients seen in 24 months	Total	Change since previous quarter
Quarter ending December 2017	1,886	
Quarter ending March 2018	1,888	→
Quarter ending June 2018	1,876	→
Quarter ending September 2018	1,854	↓
Quarter ending December 2018	1,848	→
Variance since December 2017	(2.0%)	↓



ACTIVITY

Cumulative percentage of contracted UDA delivered 2018 & 2019



Month	Adjusted Scheduled Activity (UDA)	
	2018	2019
April	0	79
May	265	364
June	636	475
July	888	856
August	1,324	1,111
September	1,631	1,423
October	1,888	1,737
November	2,202	2,198
December	2,360	2,445
January	2,600	
February	2,948	
March	3,219	
April	3,467	
May	3,489	
June	3,489	

QUALITY

	Quantity	Base Number	Contract	AT	Region	England
% of FP17s for the same patient ID Re-attending within 3 months - Children	100	1,191	8.4%	10.2%	11.8%	11.8%
% of FP17s for the same patient ID Re-attending within 3 months - Adults	81	777	10.4%	15.4%	16.7%	15.6%
% of FP17s for the same patient ID Re-attending between 3 & 9 months - Children	760	1,191	63.8%	49.0%	48.6%	58.8%
% of FP17s for the same patient ID Re-attending between 3 & 9 months - Adults	453	777	58.3%	38.7%	39.1%	51.0%
% of FP17s for Band 1 Urgent Courses	52	1,780	2.9%	10.2%	10.6%	9.0%
% of FP17s Relating to Free Repair or Replacements	1	1,780	0.1%	0.6%	0.5%	0.8%
% of FP17s Relating to Continuations	3	1,780	0.2%	0.9%	0.7%	0.9%
% of Patients satisfied with the dentistry they have received	0	0	N/A	91.8%	90.2%	93.2%
% of Patients satisfied with the time they had to wait for an appointment	0	0	N/A	87.2%	85.0%	88.3%

* This is based on patients treated on this contract for their most recent course of treatment. Figures in italics indicate the base number of FP17s or Patient Questionnaire responses are less than 100. N/A is shown where the base number of responses is less than 10 during the period. % is calculated as Quantity/Base number*100

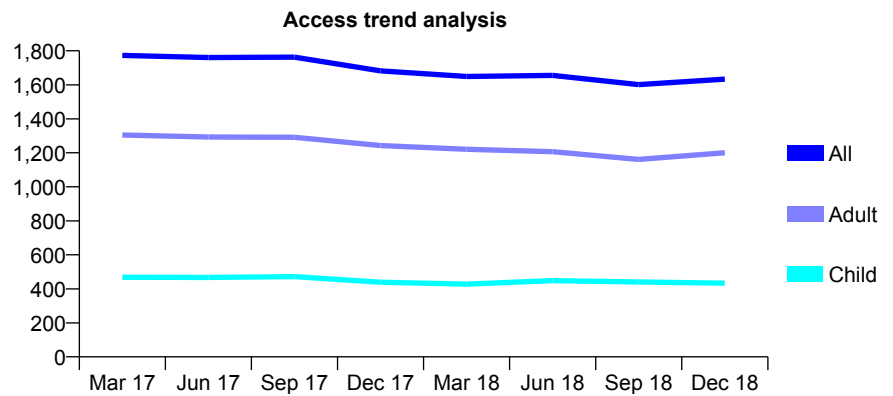
Q63 - Vital Signs At a Glance Contract Report for 990418/0001 - December 2018

Name or company name	MR D SHAH
Contract type name	GDS Contract
Purpose of contract	General
Contract start date	01/04/2006
Contract end date	

18/19 Contracted general activity (UDA)	9,011
Carry forward general activity (UDA)	-180
18/19 Contracted orthodontic activity (UOA)	0
Carry forward orthodontic activity (UOA)	0
Baseline contract value	£303,455.26

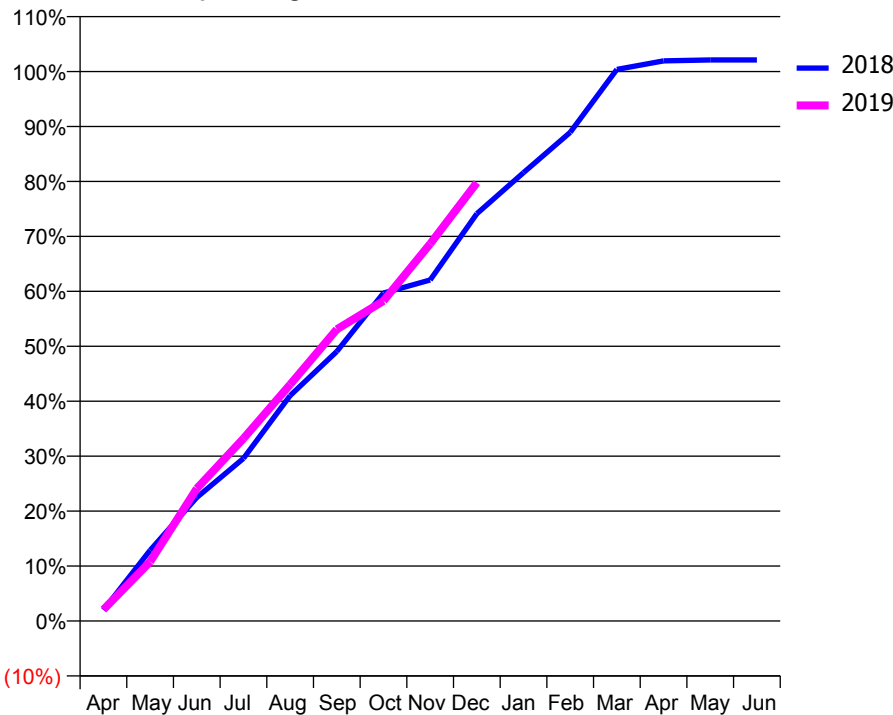
ACCESS*

Patients seen in 24 months	Total	Change since previous quarter
Quarter ending December 2017	1,682	
Quarter ending March 2018	1,649	↓
Quarter ending June 2018	1,655	→
Quarter ending September 2018	1,601	↓
Quarter ending December 2018	1,633	→
Variance since December 2017	(2.9%)	↓



ACTIVITY

Cumulative percentage of contracted UDA delivered 2018 & 2019



Month	Adjusted Scheduled Activity (UDA)	
	2018	2019
April	180	186
May	1,161	973
June	2,026	2,172
July	2,667	2,993
August	3,697	3,879
September	4,421	4,784
October	5,377	5,249
November	5,591	6,184
December	6,679	7,190
January	7,353	
February	8,014	
March	9,044	
April	9,184	
May	9,200	
June	9,200	

QUALITY

	Quantity	Base Number	Contract	AT	Region	England
% of FP17s for the same patient ID Re-attending within 3 months - Children	25	385	6.5%	10.2%	11.8%	11.8%
% of FP17s for the same patient ID Re-attending within 3 months - Adults	124	894	13.9%	15.4%	16.7%	15.6%
% of FP17s for the same patient ID Re-attending between 3 & 9 months - Children	126	385	32.7%	49.0%	48.6%	58.8%
% of FP17s for the same patient ID Re-attending between 3 & 9 months - Adults	256	894	28.6%	38.7%	39.1%	51.0%
% of FP17s for Band 1 Urgent Courses	7	1,253	0.6%	10.2%	10.6%	9.0%
% of FP17s Relating to Free Repair or Replacements	0	1,253	0.0%	0.6%	0.5%	0.8%
% of FP17s Relating to Continuations	0	1,253	0.0%	0.9%	0.7%	0.9%
% of Patients satisfied with the dentistry they have received	1	1	N/A	91.8%	90.2%	93.2%
% of Patients satisfied with the time they had to wait for an appointment	1	1	N/A	87.2%	85.0%	88.3%

* This is based on patients treated on this contract for their most recent course of treatment. Figures in italics indicate the base number of FP17s or Patient Questionnaire responses are less than 100. N/A is shown where the base number of responses is less than 10 during the period. % is calculated as Quantity/Base number*100

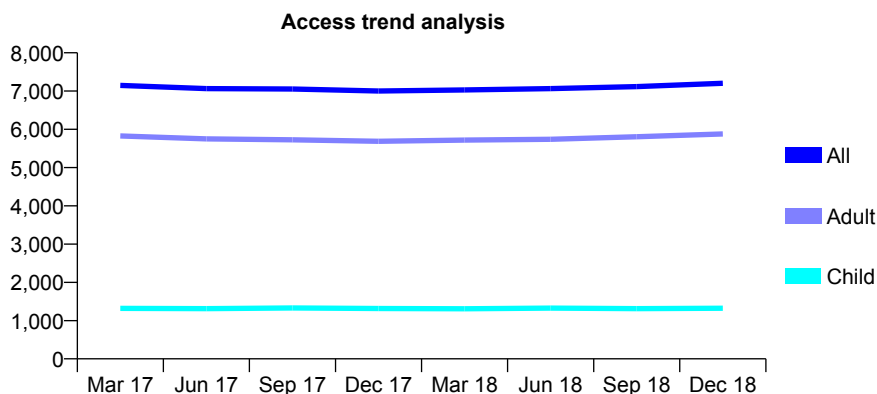
Q63 - Vital Signs At a Glance Contract Report for 990914/0001 - December 2018

Name or company name	MISS AM MANJI
Contract type name	GDS Contract
Purpose of contract	General
Contract start date	27/11/2013
Contract end date	

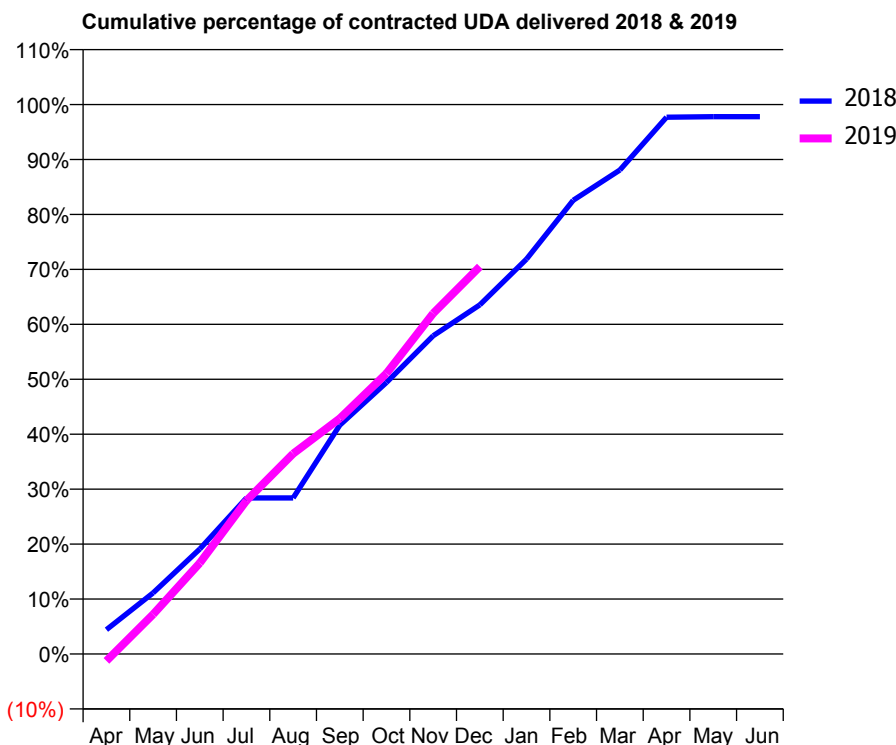
18/19 Contracted general activity (UDA)	20,500
Carry forward general activity (UDA)	453
18/19 Contracted orthodontic activity (UOA)	0
Carry forward orthodontic activity (UOA)	0
Baseline contract value	£439,572.37

ACCESS*

Patients seen in 24 months	Total	Change since previous quarter
Quarter ending December 2017	7,002	
Quarter ending March 2018	7,028	→
Quarter ending June 2018	7,065	→
Quarter ending September 2018	7,118	→
Quarter ending December 2018	7,202	→
Variance since December 2017	2.9%	↑



ACTIVITY



Month	Adjusted Scheduled Activity (UDA)	
	2018	2019
April	910	-260
May	2,279	1,480
June	3,916	3,394
July	5,825	5,722
August	5,825	7,474
September	8,539	8,786
October	10,133	10,467
November	11,870	12,707
December	13,027	14,455
January	14,733	
February	16,924	
March	18,057	
April	20,028	
May	20,047	
June	20,047	

QUALITY

	Quantity	Base Number	Contract	AT	Region	England
% of FP17s for the same patient ID Re-attending within 3 months - Children	90	1,657	5.4%	10.2%	11.8%	11.8%
% of FP17s for the same patient ID Re-attending within 3 months - Adults	1,322	7,392	17.9%	15.4%	16.7%	15.6%
% of FP17s for the same patient ID Re-attending between 3 & 9 months - Children	1,065	1,657	64.3%	49.0%	48.6%	58.8%
% of FP17s for the same patient ID Re-attending between 3 & 9 months - Adults	3,643	7,392	49.3%	38.7%	39.1%	51.0%
% of FP17s for Band 1 Urgent Courses	557	8,076	6.9%	10.2%	10.6%	9.0%
% of FP17s Relating to Free Repair or Replacements	102	8,076	1.3%	0.6%	0.5%	0.8%
% of FP17s Relating to Continuations	185	8,076	2.3%	0.9%	0.7%	0.9%
% of Patients satisfied with the dentistry they have received	3	3	N/A	91.8%	90.2%	93.2%
% of Patients satisfied with the time they had to wait for an appointment	3	3	N/A	87.2%	85.0%	88.3%

* This is based on patients treated on this contract for their most recent course of treatment. Figures in italics indicate the base number of FP17s or Patient Questionnaire responses are less than 100. N/A is shown where the base number of responses is less than 10 during the period. % is calculated as Quantity/Base number*100

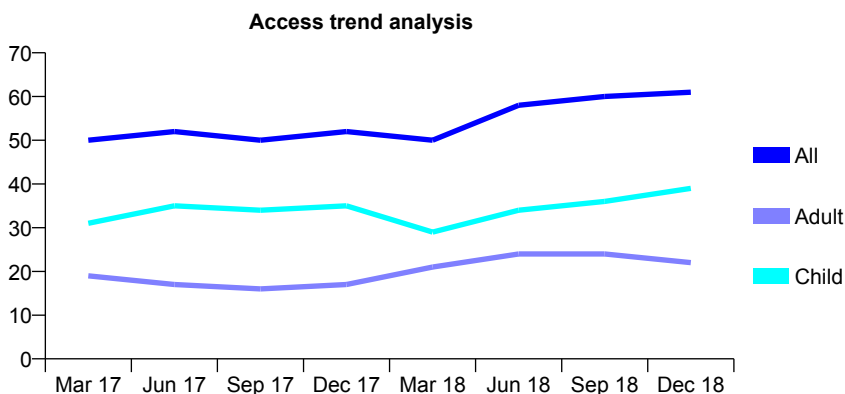
Q63 - Vital Signs At a Glance Contract Report for 998419/0001 - December 2018

Name or company name	MR AJ RUPAREL
Contract type name	GDS Contract
Purpose of contract	General
Contract start date	01/04/2006
Contract end date	

18/19 Contracted general activity (UDA)	100
Carry forward general activity (UDA)	1
18/19 Contracted orthodontic activity (UOA)	0
Carry forward orthodontic activity (UOA)	0
Baseline contract value	£2,592.48

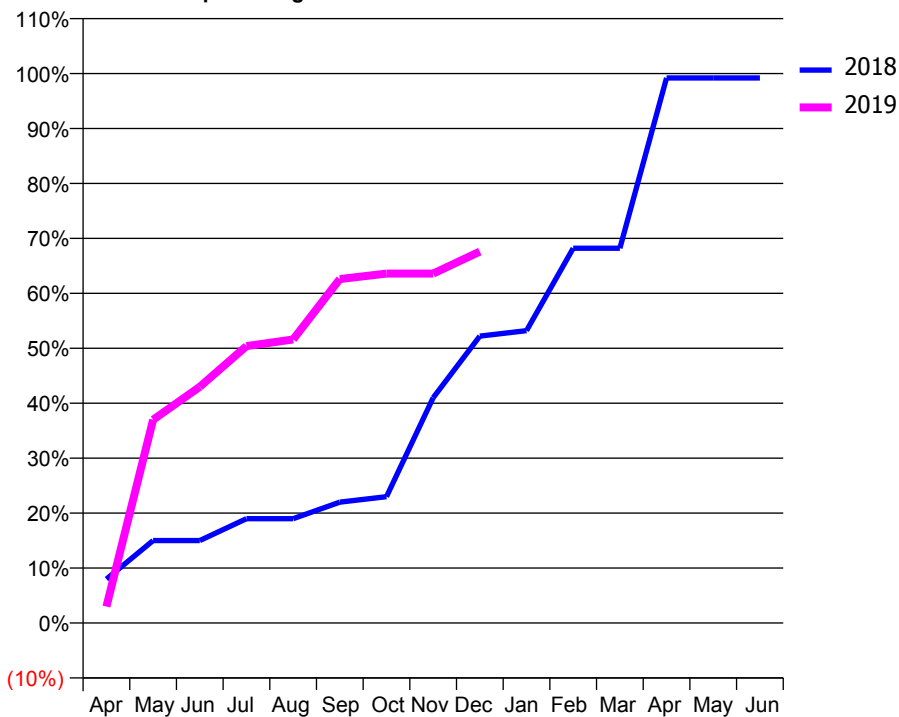
ACCESS*

Patients seen in 24 months	Total	Change since previous quarter
Quarter ending December 2017	52	
Quarter ending March 2018	50	↓
Quarter ending June 2018	58	↑
Quarter ending September 2018	60	↑
Quarter ending December 2018	61	→
Variance since December 2017	17.3%	↑



ACTIVITY

Cumulative percentage of contracted UDA delivered 2018 & 2019



Month	Adjusted Scheduled Activity (UDA)	
	2018	2019
April	8	3
May	15	37
June	15	43
July	19	50
August	19	52
September	22	63
October	23	64
November	41	64
December	52	68
January	53	
February	68	
March	68	
April	99	
May	99	
June	99	

QUALITY

	Quantity	Base Number	Contract	AT	Region	England
% of FP17s for the same patient ID Re-attending within 3 months - Children	0	32	0.0%	10.2%	11.8%	11.8%
% of FP17s for the same patient ID Re-attending within 3 months - Adults	2	13	15.4%	15.4%	16.7%	15.6%
% of FP17s for the same patient ID Re-attending between 3 & 9 months - Children	4	32	12.5%	49.0%	48.6%	58.8%
% of FP17s for the same patient ID Re-attending between 3 & 9 months - Adults	3	13	23.1%	38.7%	39.1%	51.0%
% of FP17s for Band 1 Urgent Courses	3	37	8.1%	10.2%	10.6%	9.0%
% of FP17s Relating to Free Repair or Replacements	0	37	0.0%	0.6%	0.5%	0.8%
% of FP17s Relating to Continuations	0	37	0.0%	0.9%	0.7%	0.9%
% of Patients satisfied with the dentistry they have received	0	0	N/A	91.8%	90.2%	93.2%
% of Patients satisfied with the time they had to wait for an appointment	0	0	N/A	87.2%	85.0%	88.3%

* This is based on patients treated on this contract for their most recent course of treatment. Figures in italics indicate the base number of FP17s or Patient Questionnaire responses are less than 100. N/A is shown where the base number of responses is less than 10 during the period. % is calculated as Quantity/Base number*100