

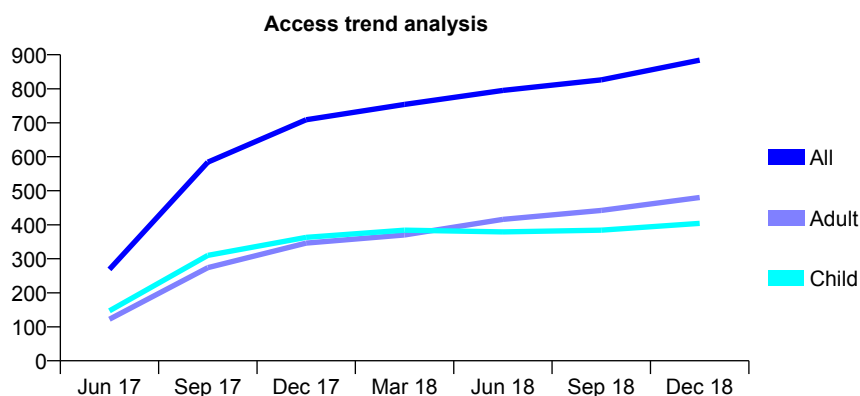
Q64 - Vital Signs At a Glance Contract Report for 100268/0000 - December 2018

Name or company name	Xeon Smiles UK Ltd
Contract type name	GDS Contract
Purpose of contract	General
Contract start date	01/04/2017
Contract end date	

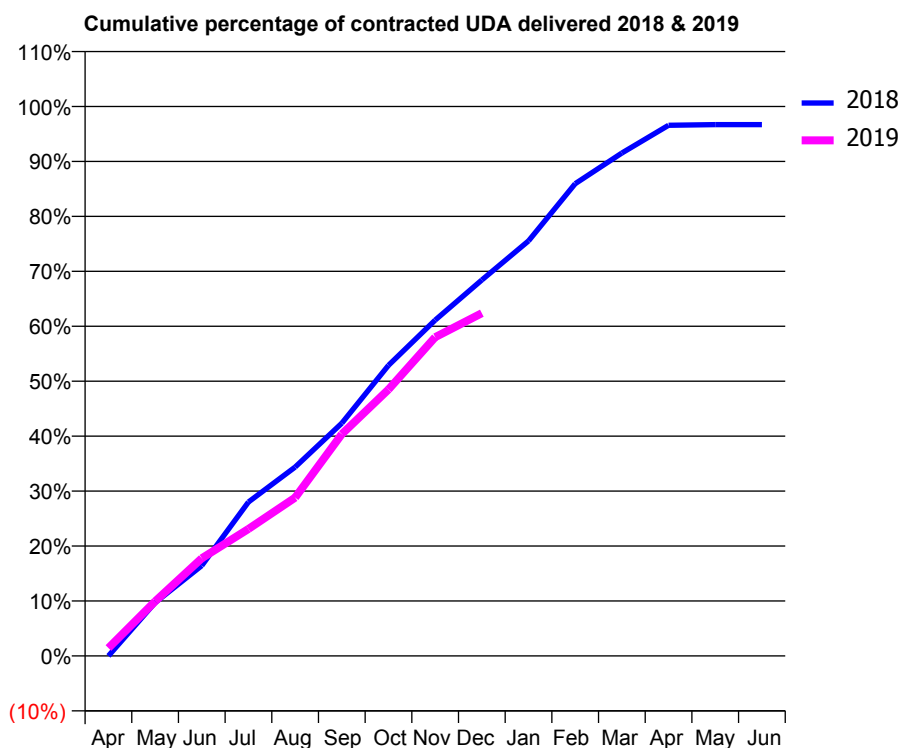
18/19 Contracted general activity (UDA)	2,000
Carry forward general activity (UDA)	26
18/19 Contracted orthodontic activity (UOA)	0
Carry forward orthodontic activity (UOA)	0
Baseline contract value	£44,270.66

ACCESS*

Patients seen in 24 months	Total	Change since previous quarter
Quarter ending December 2017	709	
Quarter ending March 2018	754	↑
Quarter ending June 2018	795	↑
Quarter ending September 2018	826	↑
Quarter ending December 2018	884	↑
Variance since December 2017	24.7%	↑



ACTIVITY



Month	Adjusted Scheduled Activity (UDA)	
	2018	2019
April	0	29
May	194	199
June	329	356
July	560	462
August	688	576
September	847	808
October	1,058	970
November	1,222	1,160
December	1,369	1,248
January	1,511	
February	1,719	
March	1,831	
April	1,932	
May	1,934	
June	1,934	

QUALITY

	Quantity	Base Number	Contract	AT	Region	England
% of FP17s for the same patient ID Re-attending within 3 months - Children	16	479	3.3%	8.9%	11.3%	11.8%
% of FP17s for the same patient ID Re-attending within 3 months - Adults	19	425	4.5%	13.0%	15.3%	15.6%
% of FP17s for the same patient ID Re-attending between 3 & 9 months - Children	309	479	64.5%	61.9%	61.1%	58.8%
% of FP17s for the same patient ID Re-attending between 3 & 9 months - Adults	250	425	58.8%	52.4%	52.4%	51.0%
% of FP17s for Band 1 Urgent Courses	39	849	4.6%	8.4%	9.5%	9.0%
% of FP17s Relating to Free Repair or Replacements	0	849	0.0%	0.7%	0.7%	0.8%
% of FP17s Relating to Continuations	0	849	0.0%	0.8%	0.8%	0.9%
% of Patients satisfied with the dentistry they have received	1	1	N/A	93.8%	93.1%	93.2%
% of Patients satisfied with the time they had to wait for an appointment	1	1	N/A	87.7%	87.8%	88.3%

* This is based on patients treated on this contract for their most recent course of treatment. Figures in italics indicate the base number of FP17s or Patient Questionnaire responses are less than 100. N/A is shown where the base number of responses is less than 10 during the period. % is calculated as Quantity/Base number*100

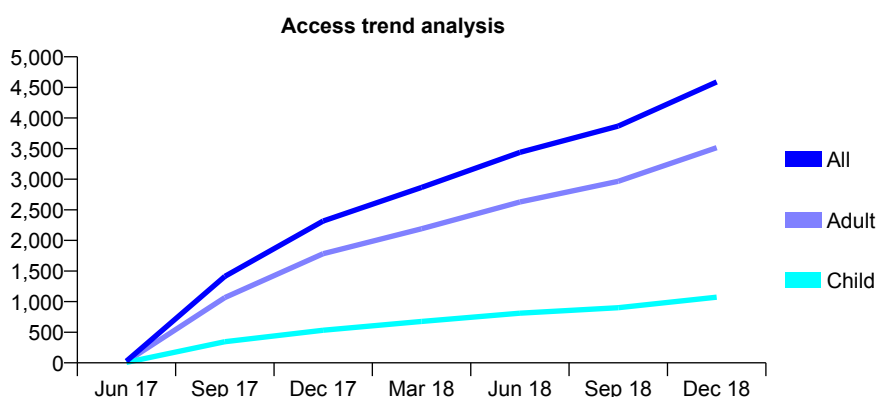
Q64 - Vital Signs At a Glance Contract Report for 100426/0000 - December 2018

Name or company name	OASIS DENTAL CARE LTD
Contract type name	PDS Contract
Purpose of contract	General
Contract start date	01/04/2017
Contract end date	31/03/2022

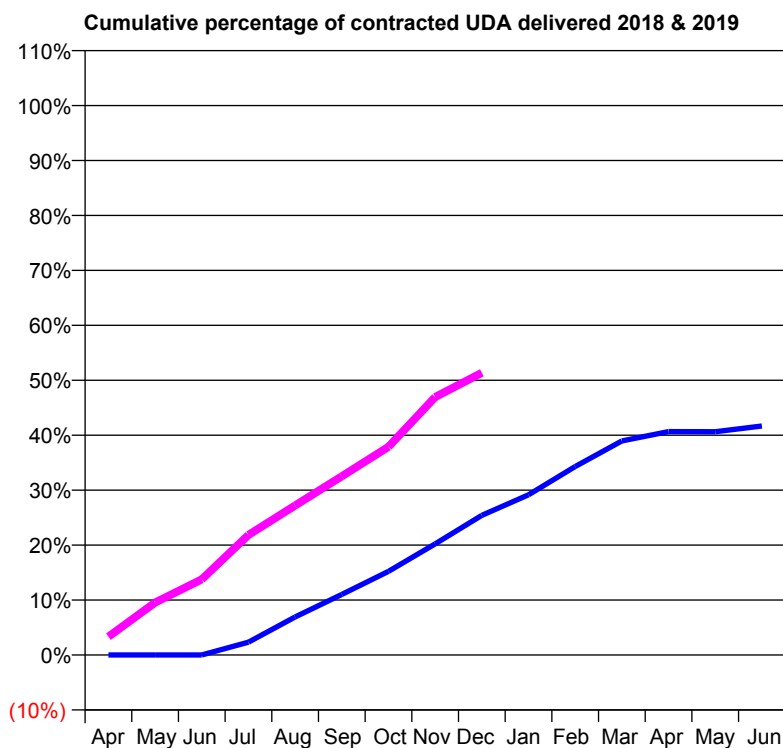
18/19 Contracted general activity (UDA)	22,359
Carry forward general activity (UDA)	0
18/19 Contracted orthodontic activity (UOA)	0
Carry forward orthodontic activity (UOA)	0
Baseline contract value	£539,905.55

ACCESS*

Patients seen in 24 months	Total	Change since previous quarter
Quarter ending December 2017	2,316	
Quarter ending March 2018	2,866	↑
Quarter ending June 2018	3,440	↑
Quarter ending September 2018	3,868	↑
Quarter ending December 2018	4,589	↑
Variance since December 2017	98.1%	↑



ACTIVITY



Month	Adjusted Scheduled Activity (UDA)	
	2018	2019
April	0	744
May	0	2,133
June	0	3,077
July	526	4,884
August	1,547	6,085
September	2,466	7,271
October	3,406	8,471
November	4,524	10,498
December	5,683	11,482
January	6,517	
February	7,671	
March	8,711	
April	9,089	
May	9,083	
June	9,320	

QUALITY

	Quantity	Base Number	Contract	AT	Region	England
% of FP17s for the same patient ID Re-attending within 3 months - Children	99	1,255	7.9%	8.9%	11.3%	11.8%
% of FP17s for the same patient ID Re-attending within 3 months - Adults	738	4,023	18.3%	13.0%	15.3%	15.6%
% of FP17s for the same patient ID Re-attending between 3 & 9 months - Children	585	1,255	46.6%	61.9%	61.1%	58.8%
% of FP17s for the same patient ID Re-attending between 3 & 9 months - Adults	1,634	4,023	40.6%	52.4%	52.4%	51.0%
% of FP17s for Band 1 Urgent Courses	372	5,104	7.3%	8.4%	9.5%	9.0%
% of FP17s Relating to Free Repair or Replacements	22	5,104	0.4%	0.7%	0.7%	0.8%
% of FP17s Relating to Continuations	212	5,104	4.2%	0.8%	0.8%	0.9%
% of Patients satisfied with the dentistry they have received	7	7	N/A	93.8%	93.1%	93.2%
% of Patients satisfied with the time they had to wait for an appointment	7	7	N/A	87.7%	87.8%	88.3%

* This is based on patients treated on this contract for their most recent course of treatment. Figures in italics indicate the base number of FP17s or Patient Questionnaire responses are less than 100. N/A is shown where the base number of responses is less than 10 during the period. % is calculated as Quantity/Base number*100

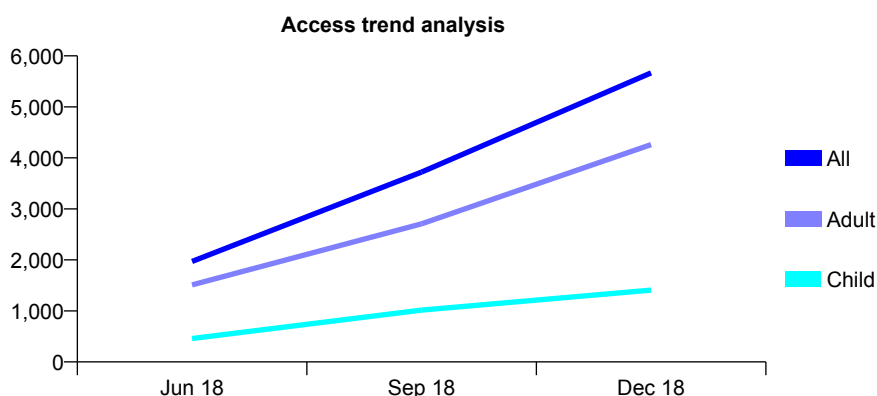
Q64 - Vital Signs At a Glance Contract Report for 100616/0000 - December 2018

Name or company name	Rodericks Dental Limited
Contract type name	GDS Contract
Purpose of contract	General
Contract start date	01/04/2018
Contract end date	

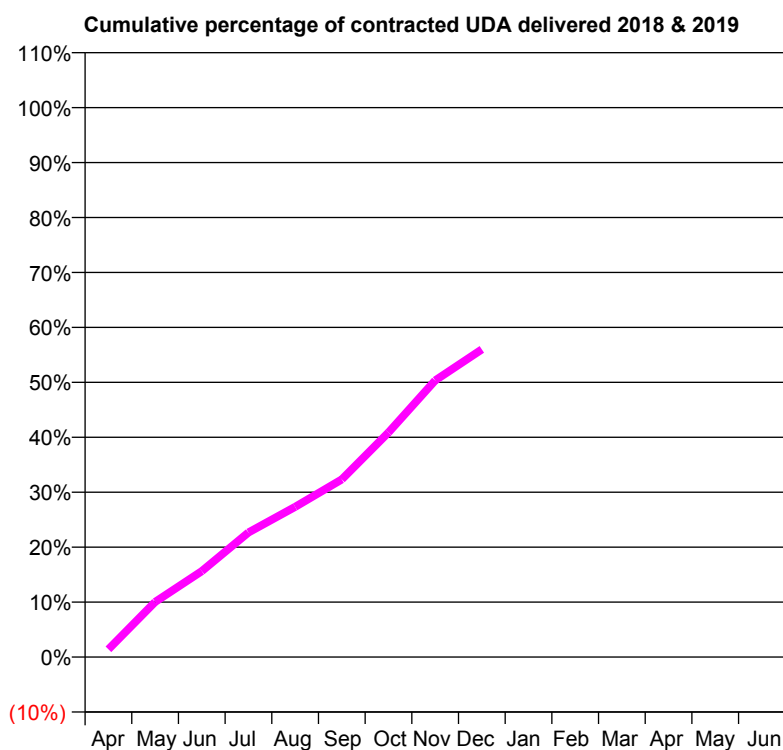
18/19 Contracted general activity (UDA)	24,000
Carry forward general activity (UDA)	0
18/19 Contracted orthodontic activity (UOA)	0
Carry forward orthodontic activity (UOA)	0
Baseline contract value	£610,080.00

ACCESS*

Patients seen in 24 months	Total	Change since previous quarter
Quarter ending December 2017	0	
Quarter ending March 2018	0	
Quarter ending June 2018	1,970	↑
Quarter ending September 2018	3,721	↑
Quarter ending December 2018	5,666	↑
Variance since December 2017	N/A	



ACTIVITY



Month	Adjusted Scheduled Activity (UDA)	
	2018	2019
April	0	340
May	0	2,406
June	0	3,756
July	0	5,442
August	0	6,564
September	0	7,763
October	0	9,809
November	0	12,082
December	0	13,436
January	0	
February	0	
March	0	
April	0	
May	0	
June	0	

QUALITY

	Quantity	Base Number	Contract	AT	Region	England
% of FP17s for the same patient ID Re-attending within 3 months - Children	62	1,669	3.7%	8.9%	11.3%	11.8%
% of FP17s for the same patient ID Re-attending within 3 months - Adults	413	5,258	7.9%	13.0%	15.3%	15.6%
% of FP17s for the same patient ID Re-attending between 3 & 9 months - Children	178	1,669	10.7%	61.9%	61.1%	58.8%
% of FP17s for the same patient ID Re-attending between 3 & 9 months - Adults	437	5,258	8.3%	52.4%	52.4%	51.0%
% of FP17s for Band 1 Urgent Courses	902	6,927	13.0%	8.4%	9.5%	9.0%
% of FP17s Relating to Free Repair or Replacements	42	6,927	0.6%	0.7%	0.7%	0.8%
% of FP17s Relating to Continuations	28	6,927	0.4%	0.8%	0.8%	0.9%
% of Patients satisfied with the dentistry they have received	1	3	N/A	93.8%	93.1%	93.2%
% of Patients satisfied with the time they had to wait for an appointment	1	3	N/A	87.7%	87.8%	88.3%

* This is based on patients treated on this contract for their most recent course of treatment. Figures in italics indicate the base number of FP17s or Patient Questionnaire responses are less than 100. N/A is shown where the base number of responses is less than 10 during the period. % is calculated as Quantity/Base number*100

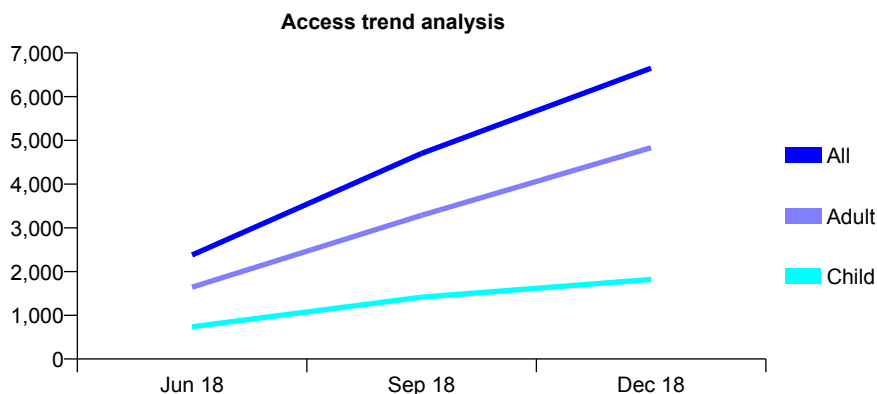
Q64 - Vital Signs At a Glance Contract Report for 100618/0000 - December 2018

Name or company name	Rodericks Dental Limited
Contract type name	GDS Contract
Purpose of contract	General
Contract start date	01/04/2018
Contract end date	

18/19 Contracted general activity (UDA)	24,000
Carry forward general activity (UDA)	0
18/19 Contracted orthodontic activity (UOA)	0
Carry forward orthodontic activity (UOA)	0
Baseline contract value	£610,080.00

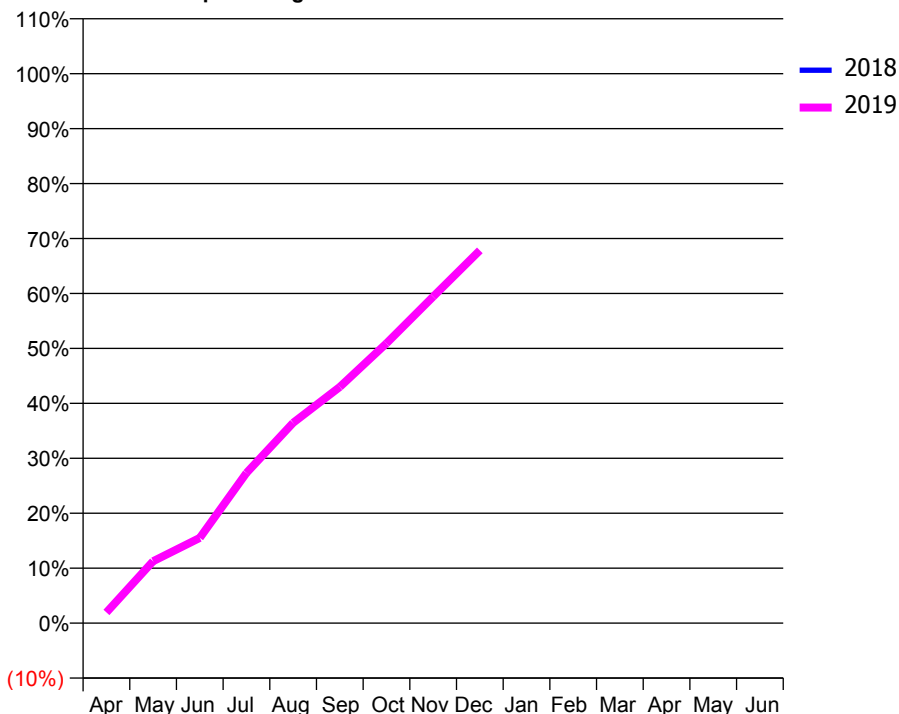
ACCESS*

Patients seen in 24 months	Total	Change since previous quarter
Quarter ending December 2017	0	
Quarter ending March 2018	0	
Quarter ending June 2018	2,379	↑
Quarter ending September 2018	4,701	↑
Quarter ending December 2018	6,652	↑
Variance since December 2017	N/A	



ACTIVITY

Cumulative percentage of contracted UDA delivered 2018 & 2019



Month	Adjusted Scheduled Activity (UDA)	
	2018	2019
April	0	468
May	0	2,706
June	0	3,724
July	0	6,558
August	0	8,752
September	0	10,315
October	0	12,220
November	0	14,259
December	0	16,281
January	0	
February	0	
March	0	
April	0	
May	0	
June	0	

QUALITY

	Quantity	Base Number	Contract	AT	Region	England
% of FP17s for the same patient ID Re-attending within 3 months - Children	150	2,406	6.2%	8.9%	11.3%	11.8%
% of FP17s for the same patient ID Re-attending within 3 months - Adults	710	6,316	11.2%	13.0%	15.3%	15.6%
% of FP17s for the same patient ID Re-attending between 3 & 9 months - Children	384	2,406	16.0%	61.9%	61.1%	58.8%
% of FP17s for the same patient ID Re-attending between 3 & 9 months - Adults	567	6,316	9.0%	52.4%	52.4%	51.0%
% of FP17s for Band 1 Urgent Courses	1,335	8,281	16.1%	8.4%	9.5%	9.0%
% of FP17s Relating to Free Repair or Replacements	50	8,281	0.6%	0.7%	0.7%	0.8%
% of FP17s Relating to Continuations	26	8,281	0.3%	0.8%	0.8%	0.9%
% of Patients satisfied with the dentistry they have received	4	5	N/A	93.8%	93.1%	93.2%
% of Patients satisfied with the time they had to wait for an appointment	3	5	N/A	87.7%	87.8%	88.3%

* This is based on patients treated on this contract for their most recent course of treatment. Figures in italics indicate the base number of FP17s or Patient Questionnaire responses are less than 100. N/A is shown where the base number of responses is less than 10 during the period. % is calculated as Quantity/Base number*100

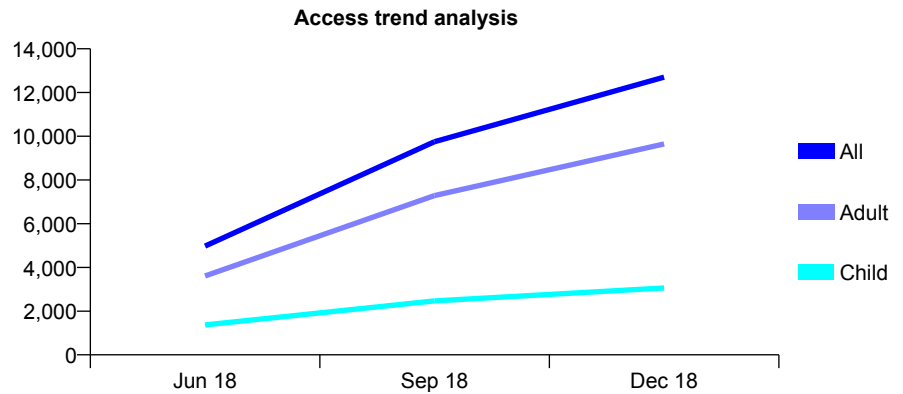
Q64 - Vital Signs At a Glance Contract Report for 100655/0000 - December 2018

Name or company name	Genix Healthcare Ltd
Contract type name	GDS Contract
Purpose of contract	General
Contract start date	01/04/2018
Contract end date	

18/19 Contracted general activity (UDA)	58,000
Carry forward general activity (UDA)	0
18/19 Contracted orthodontic activity (UOA)	0
Carry forward orthodontic activity (UOA)	0
Baseline contract value	£1,474,360.00

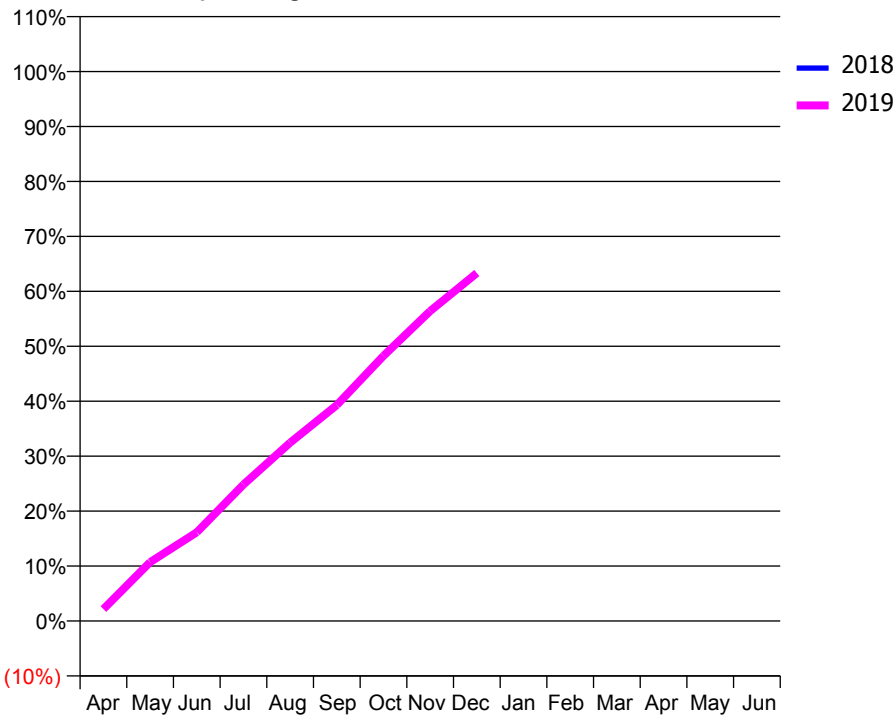
ACCESS*

Patients seen in 24 months	Total	Change since previous quarter
Quarter ending December 2017	0	
Quarter ending March 2018	0	
Quarter ending June 2018	4,976	↑
Quarter ending September 2018	9,753	↑
Quarter ending December 2018	12,705	↑
Variance since December 2017	N/A	



ACTIVITY

Cumulative percentage of contracted UDA delivered 2018 & 2019



Month	Adjusted Scheduled Activity (UDA)	
	2018	2019
April	0	1,261
May	0	6,215
June	0	9,371
July	0	14,406
August	0	18,830
September	0	22,792
October	0	27,987
November	0	32,719
December	0	36,727
January	0	
February	0	
March	0	
April	0	
May	0	
June	0	

QUALITY

	Quantity	Base Number	Contract	AT	Region	England
% of FP17s for the same patient ID Re-attending within 3 months - Children	308	4,174	7.4%	8.9%	11.3%	11.8%
% of FP17s for the same patient ID Re-attending within 3 months - Adults	1,525	13,017	11.7%	13.0%	15.3%	15.6%
% of FP17s for the same patient ID Re-attending between 3 & 9 months - Children	642	4,174	15.4%	61.9%	61.1%	58.8%
% of FP17s for the same patient ID Re-attending between 3 & 9 months - Adults	1,521	13,017	11.7%	52.4%	52.4%	51.0%
% of FP17s for Band 1 Urgent Courses	2,356	17,191	13.7%	8.4%	9.5%	9.0%
% of FP17s Relating to Free Repair or Replacements	101	17,191	0.6%	0.7%	0.7%	0.8%
% of FP17s Relating to Continuations	50	17,191	0.3%	0.8%	0.8%	0.9%
% of Patients satisfied with the dentistry they have received	12	13	92.3%	93.8%	93.1%	93.2%
% of Patients satisfied with the time they had to wait for an appointment	13	13	100.0%	87.7%	87.8%	88.3%

* This is based on patients treated on this contract for their most recent course of treatment. Figures in italics indicate the base number of FP17s or Patient Questionnaire responses are less than 100. N/A is shown where the base number of responses is less than 10 during the period. % is calculated as Quantity/Base number*100

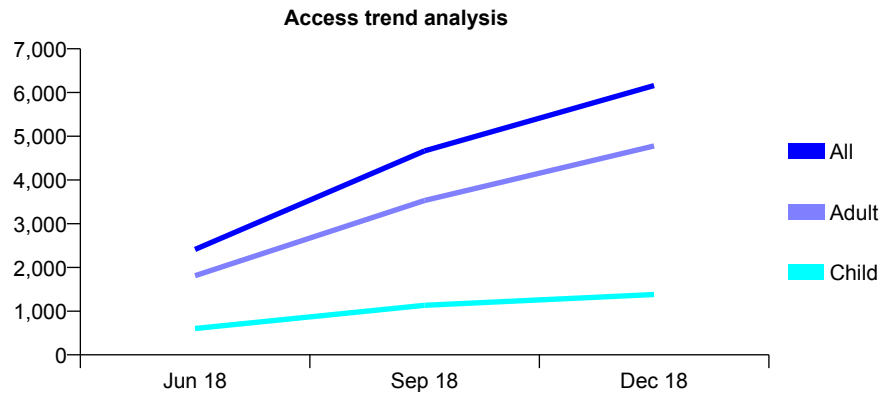
Q64 - Vital Signs At a Glance Contract Report for 100656/0000 - December 2018

Name or company name	Genix Healthcare Ltd
Contract type name	GDS Contract
Purpose of contract	General
Contract start date	01/04/2018
Contract end date	

18/19 Contracted general activity (UDA)	26,000
Carry forward general activity (UDA)	0
18/19 Contracted orthodontic activity (UOA)	0
Carry forward orthodontic activity (UOA)	0
Baseline contract value	£660,920.00

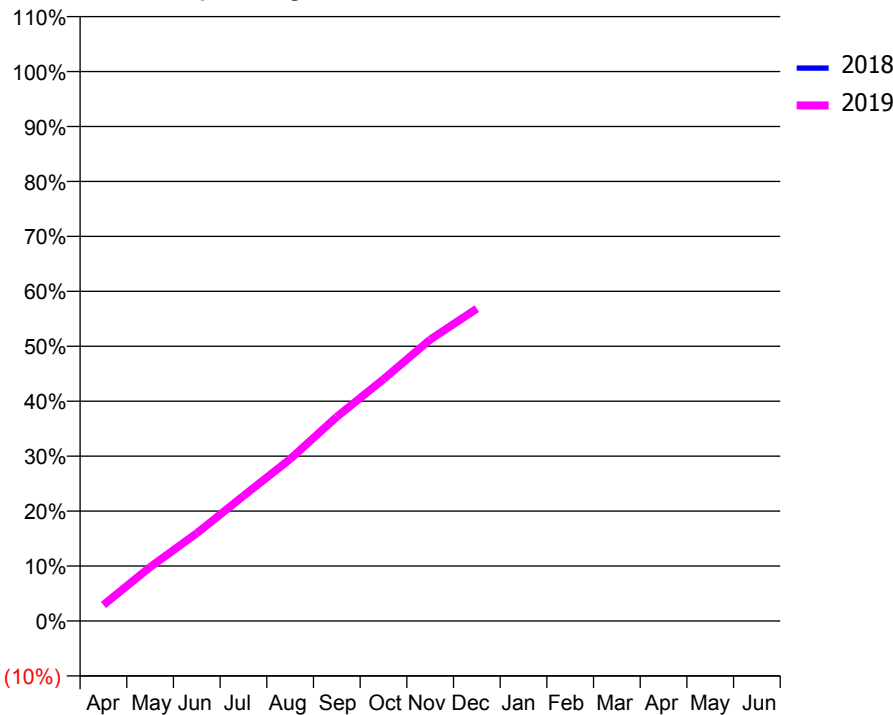
ACCESS*

Patients seen in 24 months	Total	Change since previous quarter
Quarter ending December 2017	0	
Quarter ending March 2018	0	
Quarter ending June 2018	2,412	↑
Quarter ending September 2018	4,664	↑
Quarter ending December 2018	6,159	↑
Variance since December 2017	N/A	



ACTIVITY

Cumulative percentage of contracted UDA delivered 2018 & 2019



Month	Adjusted Scheduled Activity (UDA)	
	2018	2019
April	0	763
May	0	2,551
June	0	4,156
July	0	5,920
August	0	7,663
September	0	9,663
October	0	11,439
November	0	13,316
December	0	14,777
January	0	
February	0	
March	0	
April	0	
May	0	
June	0	

QUALITY

	Quantity	Base Number	Contract	AT	Region	England
% of FP17s for the same patient ID Re-attending within 3 months - Children	69	1,807	3.8%	8.9%	11.3%	11.8%
% of FP17s for the same patient ID Re-attending within 3 months - Adults	599	6,206	9.7%	13.0%	15.3%	15.6%
% of FP17s for the same patient ID Re-attending between 3 & 9 months - Children	272	1,807	15.1%	61.9%	61.1%	58.8%
% of FP17s for the same patient ID Re-attending between 3 & 9 months - Adults	740	6,206	11.9%	52.4%	52.4%	51.0%
% of FP17s for Band 1 Urgent Courses	572	8,013	7.1%	8.4%	9.5%	9.0%
% of FP17s Relating to Free Repair or Replacements	62	8,013	0.8%	0.7%	0.7%	0.8%
% of FP17s Relating to Continuations	75	8,013	0.9%	0.8%	0.8%	0.9%
% of Patients satisfied with the dentistry they have received	8	8	N/A	93.8%	93.1%	93.2%
% of Patients satisfied with the time they had to wait for an appointment	7	8	N/A	87.7%	87.8%	88.3%

* This is based on patients treated on this contract for their most recent course of treatment. Figures in italics indicate the base number of FP17s or Patient Questionnaire responses are less than 100. N/A is shown where the base number of responses is less than 10 during the period. % is calculated as Quantity/Base number*100

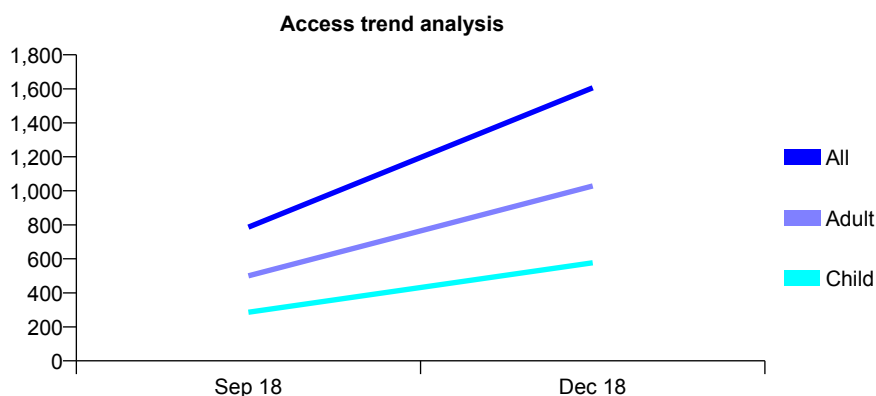
Q64 - Vital Signs At a Glance Contract Report for 100727/0000 - December 2018

Name or company name	Smilecare Swindon Limited
Contract type name	GDS Contract
Purpose of contract	General
Contract start date	01/07/2018
Contract end date	

18/19 Contracted general activity (UDA)	9,375
Carry forward general activity (UDA)	0
18/19 Contracted orthodontic activity (UOA)	0
Carry forward orthodontic activity (UOA)	0
Baseline contract value	£219,247.50

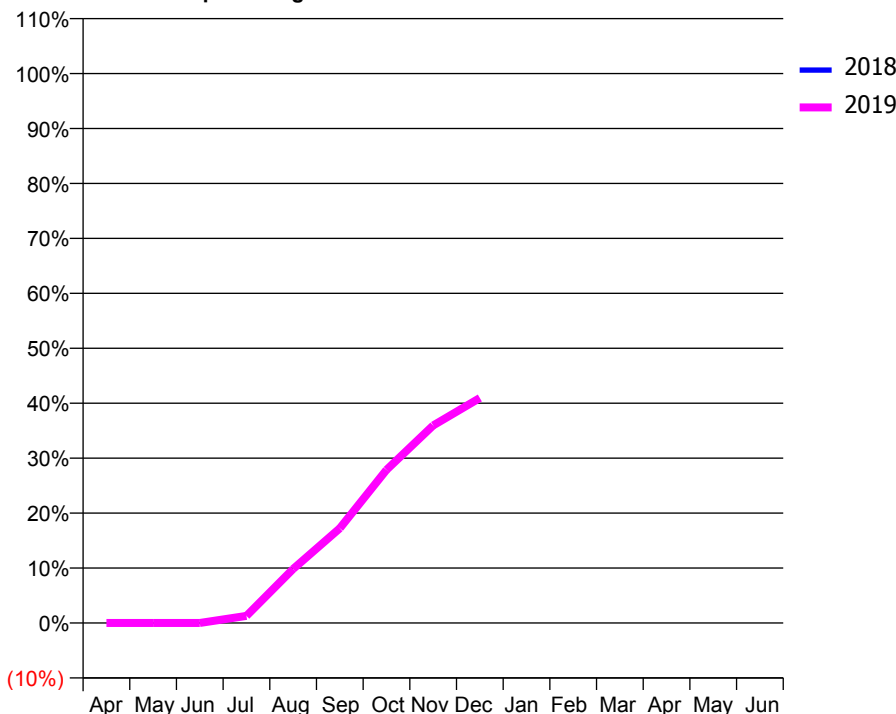
ACCESS*

Patients seen in 24 months	Total	Change since previous quarter
Quarter ending December 2017	0	
Quarter ending March 2018	0	
Quarter ending June 2018	0	
Quarter ending September 2018	786	↑
Quarter ending December 2018	1,606	↑
Variance since December 2017	N/A	



ACTIVITY

Cumulative percentage of contracted UDA delivered 2018 & 2019



Month	Adjusted Scheduled Activity (UDA)	
	2018	2019
April	0	0
May	0	0
June	0	0
July	0	122
August	0	922
September	0	1,616
October	0	2,612
November	0	3,370
December	0	3,839
January	0	
February	0	
March	0	
April	0	
May	0	
June	0	

QUALITY

	Quantity	Base Number	Contract	AT	Region	England
% of FP17s for the same patient ID Re-attending within 3 months - Children	56	610	9.2%	8.9%	11.3%	11.8%
% of FP17s for the same patient ID Re-attending within 3 months - Adults	163	1,164	14.0%	13.0%	15.3%	15.6%
% of FP17s for the same patient ID Re-attending between 3 & 9 months - Children	10	610	1.6%	61.9%	61.1%	58.8%
% of FP17s for the same patient ID Re-attending between 3 & 9 months - Adults	17	1,164	1.5%	52.4%	52.4%	51.0%
% of FP17s for Band 1 Urgent Courses	236	1,774	13.3%	8.4%	9.5%	9.0%
% of FP17s Relating to Free Repair or Replacements	17	1,774	1.0%	0.7%	0.7%	0.8%
% of FP17s Relating to Continuations	5	1,774	0.3%	0.8%	0.8%	0.9%
% of Patients satisfied with the dentistry they have received	2	2	N/A	93.8%	93.1%	93.2%
% of Patients satisfied with the time they had to wait for an appointment	1	2	N/A	87.7%	87.8%	88.3%

* This is based on patients treated on this contract for their most recent course of treatment. Figures in italics indicate the base number of FP17s or Patient Questionnaire responses are less than 100. N/A is shown where the base number of responses is less than 10 during the period. % is calculated as Quantity/Base number*100

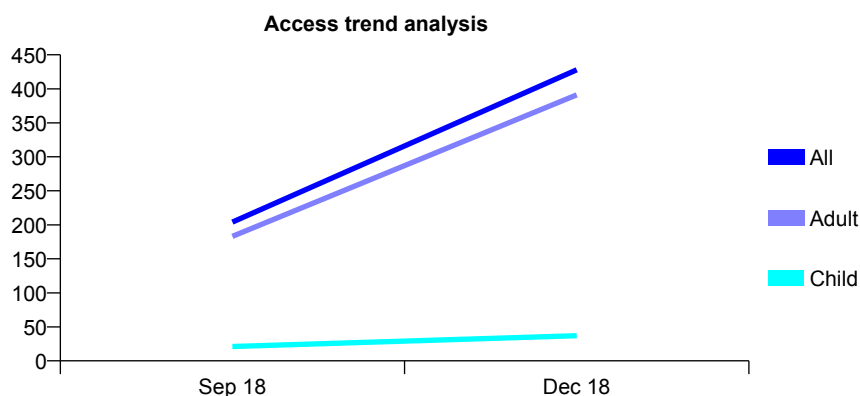
Q64 - Vital Signs At a Glance Contract Report for 100845/0000 - December 2018

Name or company name	Wiltshire & Swindon OOH Dental Service
Contract type name	PDS Contract
Purpose of contract	General
Contract start date	01/05/2018
Contract end date	30/04/2023

18/19 Contracted general activity (UDA)	2,877
Carry forward general activity (UDA)	0
18/19 Contracted orthodontic activity (UOA)	0
Carry forward orthodontic activity (UOA)	0
Baseline contract value	£232,874.06

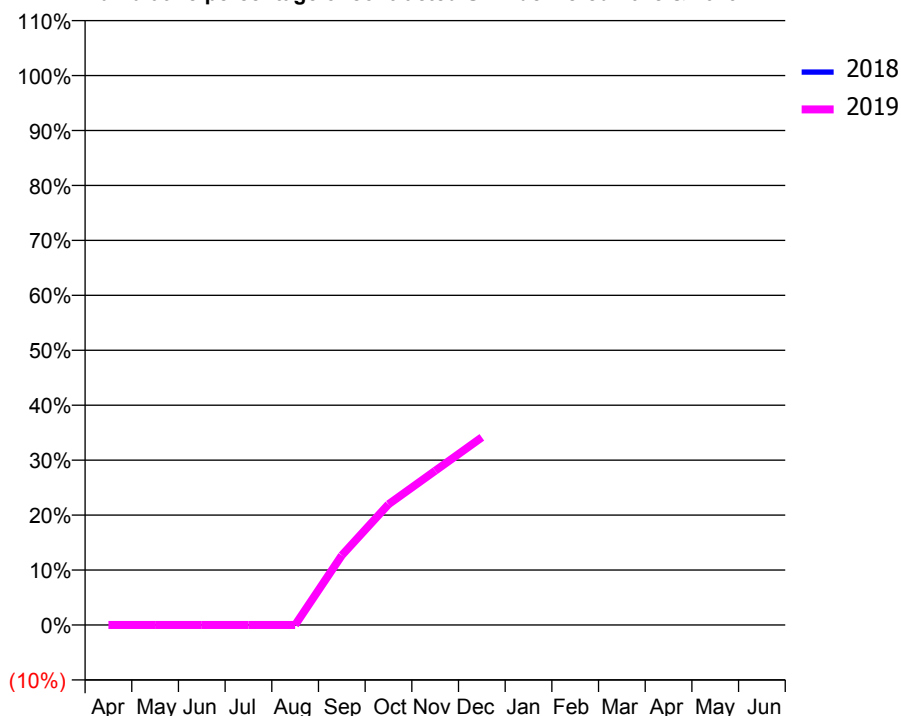
ACCESS*

Patients seen in 24 months	Total	Change since previous quarter
Quarter ending December 2017	0	
Quarter ending March 2018	0	
Quarter ending June 2018	0	
Quarter ending September 2018	204	↑
Quarter ending December 2018	428	↑
Variance since December 2017	N/A	



ACTIVITY

Cumulative percentage of contracted UDA delivered 2018 & 2019



Month	Adjusted Scheduled Activity (UDA)	
	2018	2019
April	0	0
May	0	0
June	0	0
July	0	0
August	0	0
September	0	365
October	0	632
November	0	808
December	0	983
January	0	
February	0	
March	0	
April	0	
May	0	
June	0	

QUALITY

	Quantity	Base Number	Contract	AT	Region	England
% of FP17s for the same patient ID Re-attending within 3 months - Children	0	105	0.0%	8.9%	11.3%	11.8%
% of FP17s for the same patient ID Re-attending within 3 months - Adults	8	747	1.1%	13.0%	15.3%	15.6%
% of FP17s for the same patient ID Re-attending between 3 & 9 months - Children	0	105	0.0%	61.9%	61.1%	58.8%
% of FP17s for the same patient ID Re-attending between 3 & 9 months - Adults	0	747	0.0%	52.4%	52.4%	51.0%
% of FP17s for Band 1 Urgent Courses	839	852	98.5%	8.4%	9.5%	9.0%
% of FP17s Relating to Free Repair or Replacements	0	852	0.0%	0.7%	0.7%	0.8%
% of FP17s Relating to Continuations	0	852	0.0%	0.8%	0.8%	0.9%
% of Patients satisfied with the dentistry they have received	1	1	N/A	93.8%	93.1%	93.2%
% of Patients satisfied with the time they had to wait for an appointment	1	1	N/A	87.7%	87.8%	88.3%

* This is based on patients treated on this contract for their most recent course of treatment. Figures in italics indicate the base number of FP17s or Patient Questionnaire responses are less than 100. N/A is shown where the base number of responses is less than 10 during the period. % is calculated as Quantity/Base number*100

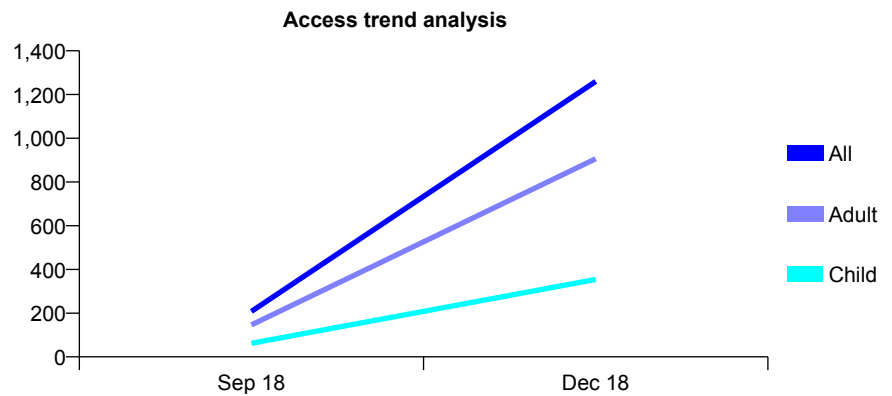
Q64 - Vital Signs At a Glance Contract Report for 100856/0000 - December 2018

Name or company name	Melksham Bank Street Dental Practice
Contract type name	GDS Contract
Purpose of contract	General
Contract start date	01/08/2018
Contract end date	

18/19 Contracted general activity (UDA)	5,333
Carry forward general activity (UDA)	0
18/19 Contracted orthodontic activity (UOA)	0
Carry forward orthodontic activity (UOA)	0
Baseline contract value	£142,941.03

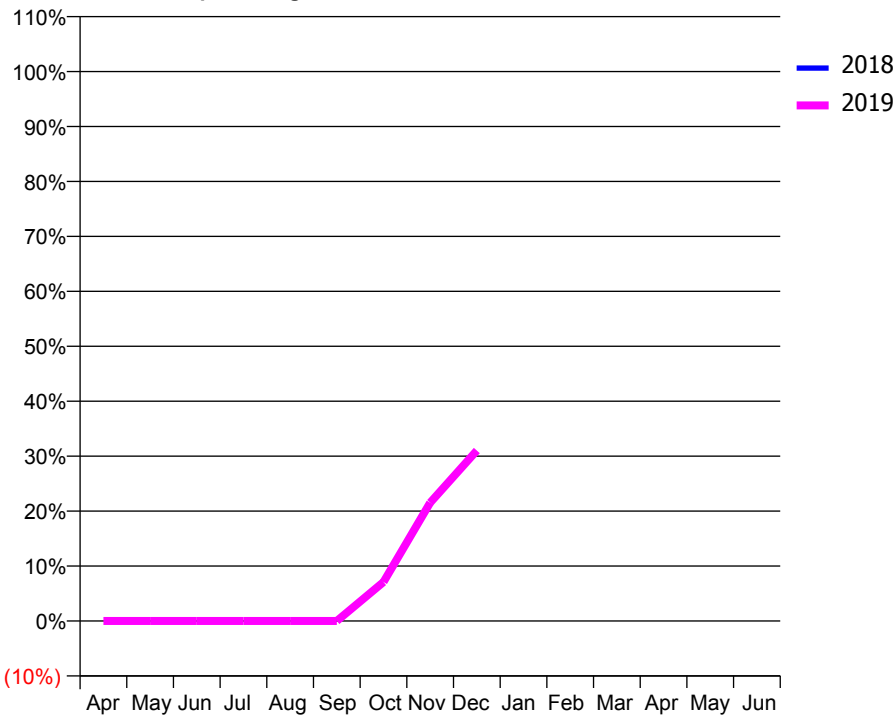
ACCESS*

Patients seen in 24 months	Total	Change since previous quarter
Quarter ending December 2017	0	
Quarter ending March 2018	0	
Quarter ending June 2018	0	
Quarter ending September 2018	208	↑
Quarter ending December 2018	1,260	↑
Variance since December 2017	N/A	



ACTIVITY

Cumulative percentage of contracted UDA delivered 2018 & 2019



Month	Adjusted Scheduled Activity (UDA)	
	2018	2019
April	0	0
May	0	0
June	0	0
July	0	0
August	0	0
September	0	0
October	0	378
November	0	1,149
December	0	1,655
January	0	
February	0	
March	0	
April	0	
May	0	
June	0	

QUALITY

	Quantity	Base Number	Contract	AT	Region	England
% of FP17s for the same patient ID Re-attending within 3 months - Children	9	300	3.0%	8.9%	11.3%	11.8%
% of FP17s for the same patient ID Re-attending within 3 months - Adults	53	888	6.0%	13.0%	15.3%	15.6%
% of FP17s for the same patient ID Re-attending between 3 & 9 months - Children	1	300	0.3%	61.9%	61.1%	58.8%
% of FP17s for the same patient ID Re-attending between 3 & 9 months - Adults	1	888	0.1%	52.4%	52.4%	51.0%
% of FP17s for Band 1 Urgent Courses	190	1,188	16.0%	8.4%	9.5%	9.0%
% of FP17s Relating to Free Repair or Replacements	0	1,188	0.0%	0.7%	0.7%	0.8%
% of FP17s Relating to Continuations	2	1,188	0.2%	0.8%	0.8%	0.9%
% of Patients satisfied with the dentistry they have received	0	0	N/A	93.8%	93.1%	93.2%
% of Patients satisfied with the time they had to wait for an appointment	0	0	N/A	87.7%	87.8%	88.3%

* This is based on patients treated on this contract for their most recent course of treatment. Figures in italics indicate the base number of FP17s or Patient Questionnaire responses are less than 100. N/A is shown where the base number of responses is less than 10 during the period. % is calculated as Quantity/Base number*100

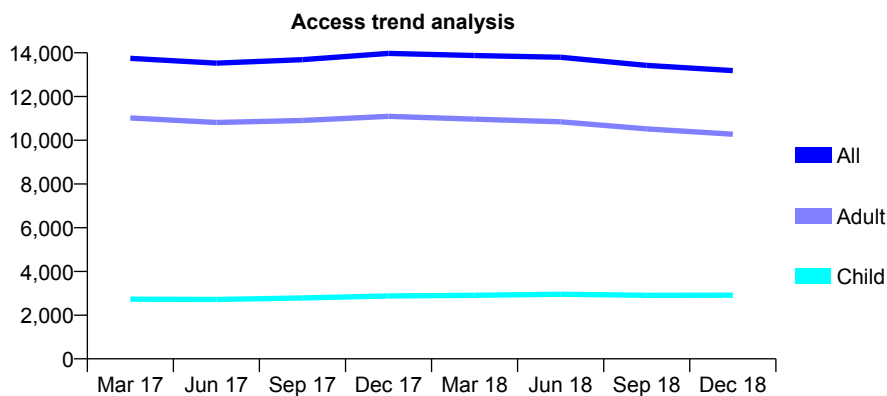
Q64 - Vital Signs At a Glance Contract Report for 101192/0008 - December 2018

Name or company name	Community Dental Centres Ltd
Contract type name	GDS Contract
Purpose of contract	General
Contract start date	01/04/2006
Contract end date	

18/19 Contracted general activity (UDA)	35,500
Carry forward general activity (UDA)	0
18/19 Contracted orthodontic activity (UOA)	0
Carry forward orthodontic activity (UOA)	0
Baseline contract value	£863,941.17

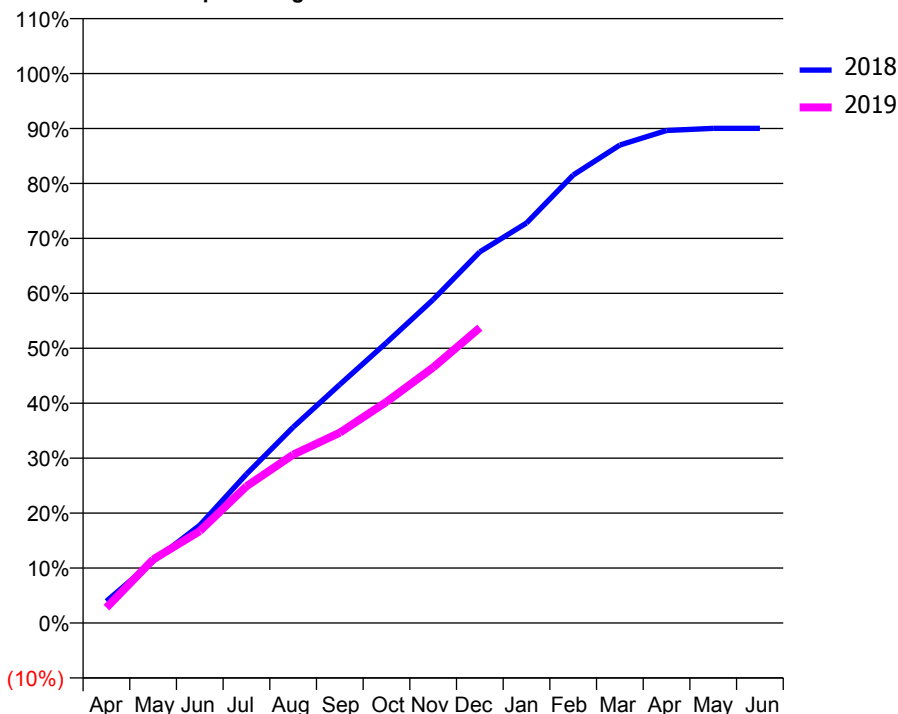
ACCESS*

Patients seen in 24 months	Total	Change since previous quarter
Quarter ending December 2017	13,970	
Quarter ending March 2018	13,874	→
Quarter ending June 2018	13,797	→
Quarter ending September 2018	13,425	↓
Quarter ending December 2018	13,187	↓
Variance since December 2017	(5.6%)	↓



ACTIVITY

Cumulative percentage of contracted UDA delivered 2018 & 2019



Adjusted Scheduled Activity (UDA)		
Month	2018	2019
April	1,412	992
May	3,995	4,104
June	6,315	5,936
July	9,616	8,838
August	12,649	10,874
September	15,411	12,298
October	18,111	14,286
November	20,894	16,506
December	23,979	19,074
January	25,839	
February	28,941	
March	30,876	
April	31,820	
May	31,957	
June	31,957	

QUALITY

	Quantity	Base Number	Contract	AT	Region	England
% of FP17s for the same patient ID Re-attending within 3 months - Children	124	2,748	4.5%	8.9%	11.3%	11.8%
% of FP17s for the same patient ID Re-attending within 3 months - Adults	758	7,886	9.6%	13.0%	15.3%	15.6%
% of FP17s for the same patient ID Re-attending between 3 & 9 months - Children	1,487	2,748	54.1%	61.9%	61.1%	58.8%
% of FP17s for the same patient ID Re-attending between 3 & 9 months - Adults	3,917	7,886	49.7%	52.4%	52.4%	51.0%
% of FP17s for Band 1 Urgent Courses	746	10,006	7.5%	8.4%	9.5%	9.0%
% of FP17s Relating to Free Repair or Replacements	38	10,006	0.4%	0.7%	0.7%	0.8%
% of FP17s Relating to Continuations	64	10,006	0.6%	0.8%	0.8%	0.9%
% of Patients satisfied with the dentistry they have received	9	9	N/A	93.8%	93.1%	93.2%
% of Patients satisfied with the time they had to wait for an appointment	8	9	N/A	87.7%	87.8%	88.3%

* This is based on patients treated on this contract for their most recent course of treatment. Figures in italics indicate the base number of FP17s or Patient Questionnaire responses are less than 100. N/A is shown where the base number of responses is less than 10 during the period. % is calculated as Quantity/Base number*100

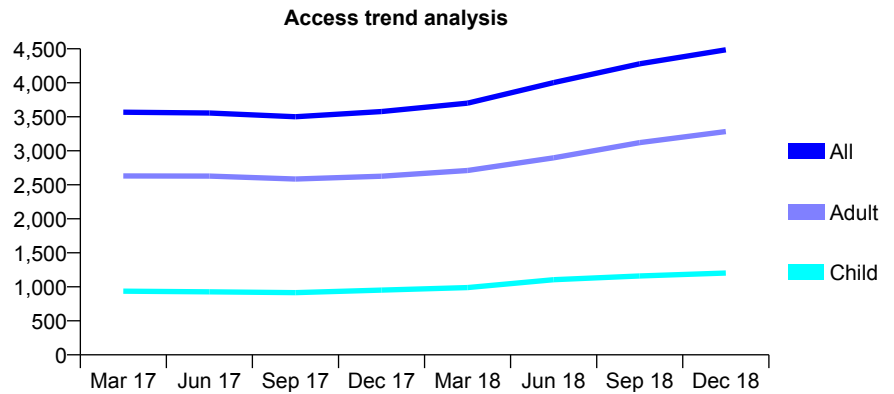
Q64 - Vital Signs At a Glance Contract Report for 101192/0010 - December 2018

Name or company name	Community Dental Centres Ltd
Contract type name	GDS Contract
Purpose of contract	General
Contract start date	01/11/2008
Contract end date	

18/19 Contracted general activity (UDA)	14,570
Carry forward general activity (UDA)	218
18/19 Contracted orthodontic activity (UOA)	0
Carry forward orthodontic activity (UOA)	0
Baseline contract value	£352,147.62

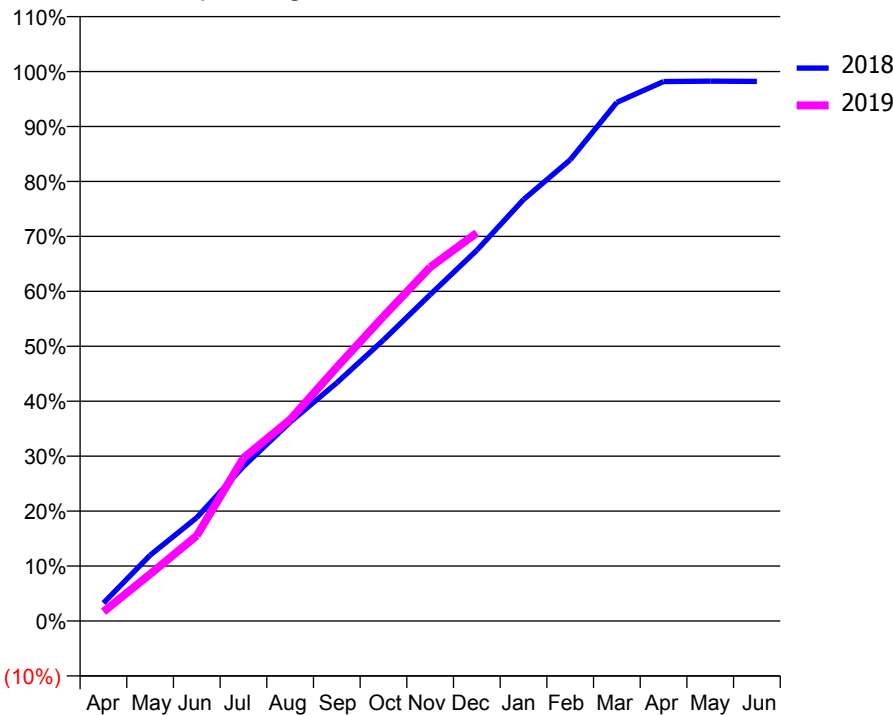
ACCESS*

Patients seen in 24 months	Total	Change since previous quarter
Quarter ending December 2017	3,577	
Quarter ending March 2018	3,700	↑
Quarter ending June 2018	4,003	↑
Quarter ending September 2018	4,280	↑
Quarter ending December 2018	4,486	↑
Variance since December 2017	25.4%	↑



ACTIVITY

Cumulative percentage of contracted UDA delivered 2018 & 2019



Month	Adjusted Scheduled Activity (UDA)	
	2018	2019
April	393	247
May	1,442	1,242
June	2,268	2,264
July	3,389	4,324
August	4,359	5,340
September	5,222	6,732
October	6,160	8,077
November	7,154	9,383
December	8,126	10,289
January	9,237	
February	10,108	
March	11,367	
April	11,825	
May	11,832	
June	11,826	

QUALITY

	Quantity	Base Number	Contract	AT	Region	England
% of FP17s for the same patient ID Re-attending within 3 months - Children	64	1,267	5.1%	8.9%	11.3%	11.8%
% of FP17s for the same patient ID Re-attending within 3 months - Adults	396	3,337	11.9%	13.0%	15.3%	15.6%
% of FP17s for the same patient ID Re-attending between 3 & 9 months - Children	613	1,267	48.4%	61.9%	61.1%	58.8%
% of FP17s for the same patient ID Re-attending between 3 & 9 months - Adults	1,380	3,337	41.4%	52.4%	52.4%	51.0%
% of FP17s for Band 1 Urgent Courses	321	4,425	7.3%	8.4%	9.5%	9.0%
% of FP17s Relating to Free Repair or Replacements	6	4,425	0.1%	0.7%	0.7%	0.8%
% of FP17s Relating to Continuations	39	4,425	0.9%	0.8%	0.8%	0.9%
% of Patients satisfied with the dentistry they have received	4	4	N/A	93.8%	93.1%	93.2%
% of Patients satisfied with the time they had to wait for an appointment	4	4	N/A	87.7%	87.8%	88.3%

* This is based on patients treated on this contract for their most recent course of treatment. Figures in italics indicate the base number of FP17s or Patient Questionnaire responses are less than 100. N/A is shown where the base number of responses is less than 10 during the period. % is calculated as Quantity/Base number*100

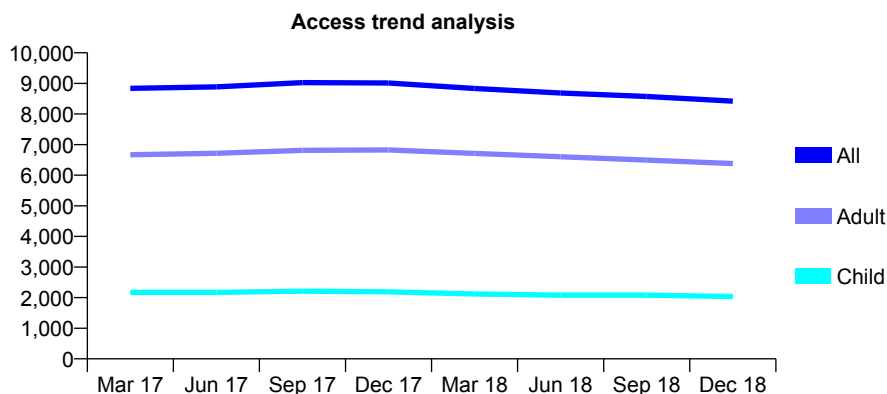
Q64 - Vital Signs At a Glance Contract Report for 101281/0022 - December 2018

Name or company name	OASIS DENTAL CARE LTD
Contract type name	PDS Contract
Purpose of contract	General
Contract start date	01/04/2006
Contract end date	17/05/2020

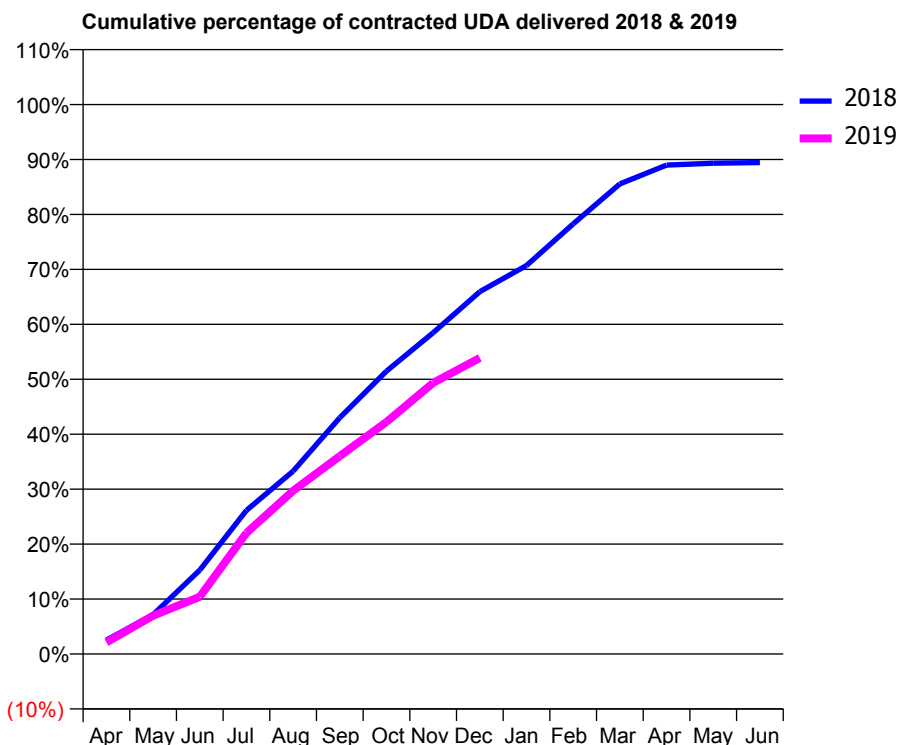
18/19 Contracted general activity (UDA)	26,000
Carry forward general activity (UDA)	0
18/19 Contracted orthodontic activity (UOA)	0
Carry forward orthodontic activity (UOA)	0
Baseline contract value	£617,805.86

ACCESS*

Patients seen in 24 months	Total	Change since previous quarter
Quarter ending December 2017	9,015	
Quarter ending March 2018	8,835	↓
Quarter ending June 2018	8,686	↓
Quarter ending September 2018	8,575	↓
Quarter ending December 2018	8,419	↓
Variance since December 2017	(6.6%)	↓



ACTIVITY



Month	Adjusted Scheduled Activity (UDA)	
	2018	2019
April	659	553
May	1,863	1,816
June	3,973	2,713
July	6,797	5,734
August	8,651	7,724
September	11,183	9,364
October	13,383	10,983
November	15,201	12,829
December	17,144	14,013
January	18,381	
February	20,352	
March	22,245	
April	23,135	
May	23,225	
June	23,256	

QUALITY

	Quantity	Base Number	Contract	AT	Region	England
% of FP17s for the same patient ID Re-attending within 3 months - Children	143	1,979	7.2%	8.9%	11.3%	11.8%
% of FP17s for the same patient ID Re-attending within 3 months - Adults	805	6,079	13.2%	13.0%	15.3%	15.6%
% of FP17s for the same patient ID Re-attending between 3 & 9 months - Children	1,038	1,979	52.5%	61.9%	61.1%	58.8%
% of FP17s for the same patient ID Re-attending between 3 & 9 months - Adults	2,989	6,079	49.2%	52.4%	52.4%	51.0%
% of FP17s for Band 1 Urgent Courses	929	7,617	12.2%	8.4%	9.5%	9.0%
% of FP17s Relating to Free Repair or Replacements	30	7,617	0.4%	0.7%	0.7%	0.8%
% of FP17s Relating to Continuations	34	7,617	0.4%	0.8%	0.8%	0.9%
% of Patients satisfied with the dentistry they have received	4	5	N/A	93.8%	93.1%	93.2%
% of Patients satisfied with the time they had to wait for an appointment	5	5	N/A	87.7%	87.8%	88.3%

* This is based on patients treated on this contract for their most recent course of treatment. Figures in italics indicate the base number of FP17s or Patient Questionnaire responses are less than 100. N/A is shown where the base number of responses is less than 10 during the period. % is calculated as Quantity/Base number*100

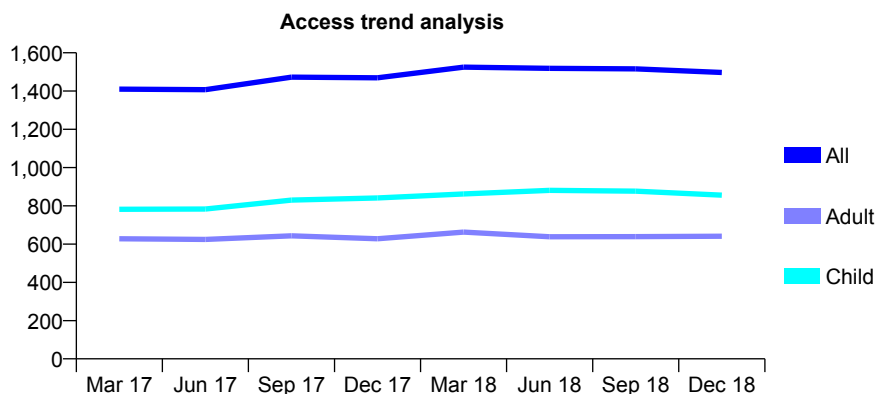
Q64 - Vital Signs At a Glance Contract Report for 101281/0110 - December 2018

Name or company name	OASIS DENTAL CARE LTD
Contract type name	PDS Contract
Purpose of contract	General
Contract start date	01/04/2006
Contract end date	31/03/2019

18/19 Contracted general activity (UDA)	3,915
Carry forward general activity (UDA)	-78
18/19 Contracted orthodontic activity (UOA)	0
Carry forward orthodontic activity (UOA)	0
Baseline contract value	£93,080.14

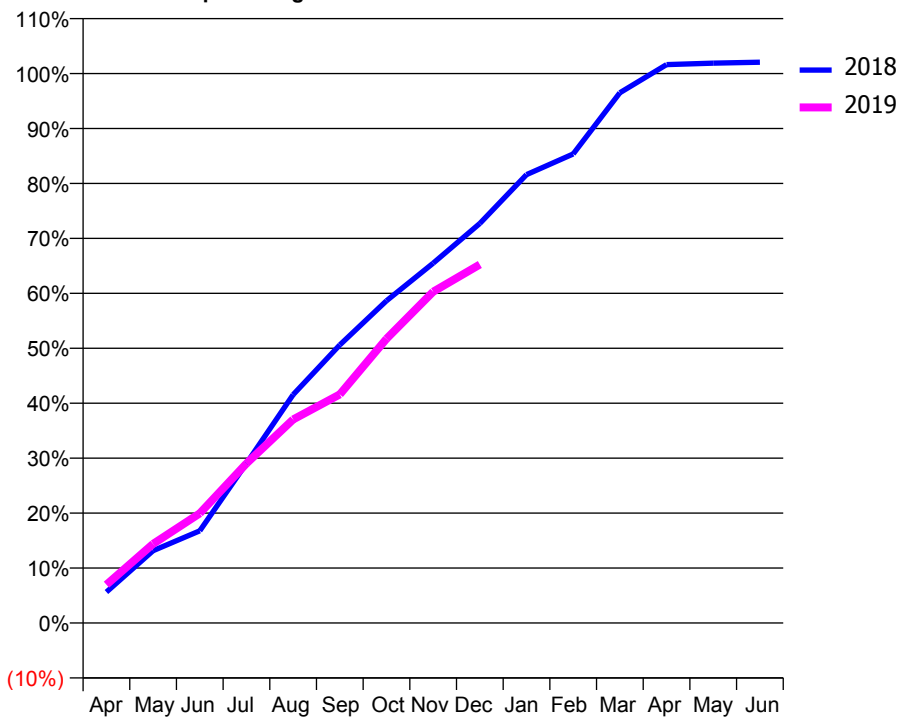
ACCESS*

Patients seen in 24 months	Total	Change since previous quarter
Quarter ending December 2017	1,469	
Quarter ending March 2018	1,525	↑
Quarter ending June 2018	1,519	→
Quarter ending September 2018	1,516	→
Quarter ending December 2018	1,497	↓
Variance since December 2017	1.9%	→



ACTIVITY

Cumulative percentage of contracted UDA delivered 2018 & 2019



Month	Adjusted Scheduled Activity (UDA)	
	2018	2019
April	221	273
May	516	564
June	657	781
July	1,138	1,137
August	1,627	1,450
September	1,982	1,629
October	2,296	2,025
November	2,564	2,361
December	2,847	2,554
January	3,194	
February	3,342	
March	3,778	
April	3,979	
May	3,989	
June	3,996	

QUALITY

	Quantity	Base Number	Contract	AT	Region	England
% of FP17s for the same patient ID Re-attending within 3 months - Children	85	937	9.1%	8.9%	11.3%	11.8%
% of FP17s for the same patient ID Re-attending within 3 months - Adults	114	555	20.5%	13.0%	15.3%	15.6%
% of FP17s for the same patient ID Re-attending between 3 & 9 months - Children	509	937	54.3%	61.9%	61.1%	58.8%
% of FP17s for the same patient ID Re-attending between 3 & 9 months - Adults	219	555	39.5%	52.4%	52.4%	51.0%
% of FP17s for Band 1 Urgent Courses	204	1,387	14.7%	8.4%	9.5%	9.0%
% of FP17s Relating to Free Repair or Replacements	9	1,387	0.6%	0.7%	0.7%	0.8%
% of FP17s Relating to Continuations	0	1,387	0.0%	0.8%	0.8%	0.9%
% of Patients satisfied with the dentistry they have received	0	0	N/A	93.8%	93.1%	93.2%
% of Patients satisfied with the time they had to wait for an appointment	0	0	N/A	87.7%	87.8%	88.3%

* This is based on patients treated on this contract for their most recent course of treatment. Figures in italics indicate the base number of FP17s or Patient Questionnaire responses are less than 100. N/A is shown where the base number of responses is less than 10 during the period. % is calculated as Quantity/Base number*100

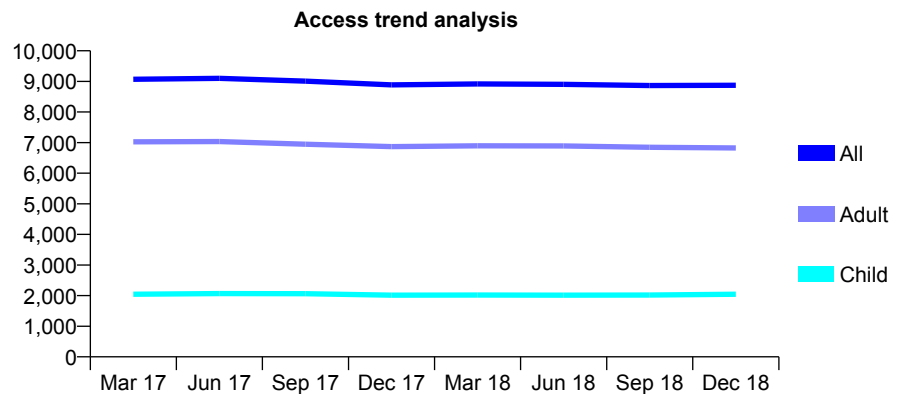
Q64 - Vital Signs At a Glance Contract Report for 101281/0188 - December 2018

Name or company name	OASIS DENTAL CARE LTD
Contract type name	GDS Contract
Purpose of contract	General
Contract start date	23/10/2008
Contract end date	

18/19 Contracted general activity (UDA)	32,000
Carry forward general activity (UDA)	0
18/19 Contracted orthodontic activity (UOA)	0
Carry forward orthodontic activity (UOA)	0
Baseline contract value	£767,985.04

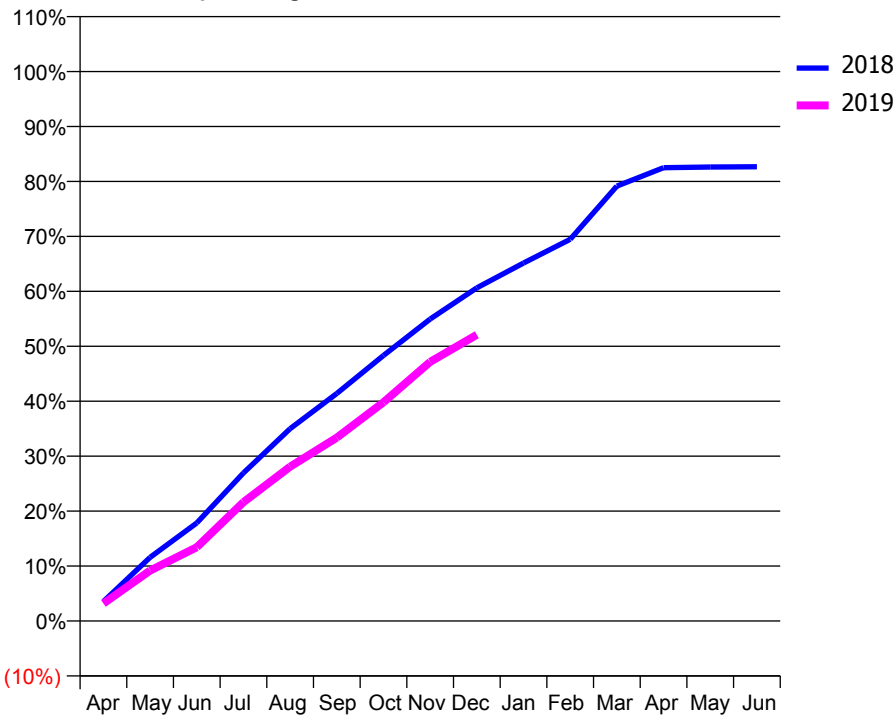
ACCESS*

Patients seen in 24 months	Total	Change since previous quarter
Quarter ending December 2017	8,885	
Quarter ending March 2018	8,918	→
Quarter ending June 2018	8,906	→
Quarter ending September 2018	8,866	→
Quarter ending December 2018	8,874	→
Variance since December 2017	(0.1%)	→



ACTIVITY

Cumulative percentage of contracted UDA delivered 2018 & 2019



QUALITY

	Quantity	Base Number	Contract	AT	Region	England
% of FP17s for the same patient ID Re-attending within 3 months - Children	141	2,123	6.6%	8.9%	11.3%	11.8%
% of FP17s for the same patient ID Re-attending within 3 months - Adults	982	7,198	13.6%	13.0%	15.3%	15.6%
% of FP17s for the same patient ID Re-attending between 3 & 9 months - Children	1,273	2,123	60.0%	61.9%	61.1%	58.8%
% of FP17s for the same patient ID Re-attending between 3 & 9 months - Adults	4,373	7,198	60.8%	52.4%	52.4%	51.0%
% of FP17s for Band 1 Urgent Courses	738	8,838	8.4%	8.4%	9.5%	9.0%
% of FP17s Relating to Free Repair or Replacements	130	8,838	1.5%	0.7%	0.7%	0.8%
% of FP17s Relating to Continuations	89	8,838	1.0%	0.8%	0.8%	0.9%
% of Patients satisfied with the dentistry they have received	4	5	N/A	93.8%	93.1%	93.2%
% of Patients satisfied with the time they had to wait for an appointment	3	5	N/A	87.7%	87.8%	88.3%

* This is based on patients treated on this contract for their most recent course of treatment. Figures in italics indicate the base number of FP17s or Patient Questionnaire responses are less than 100. N/A is shown where the base number of responses is less than 10 during the period. % is calculated as Quantity/Base number*100

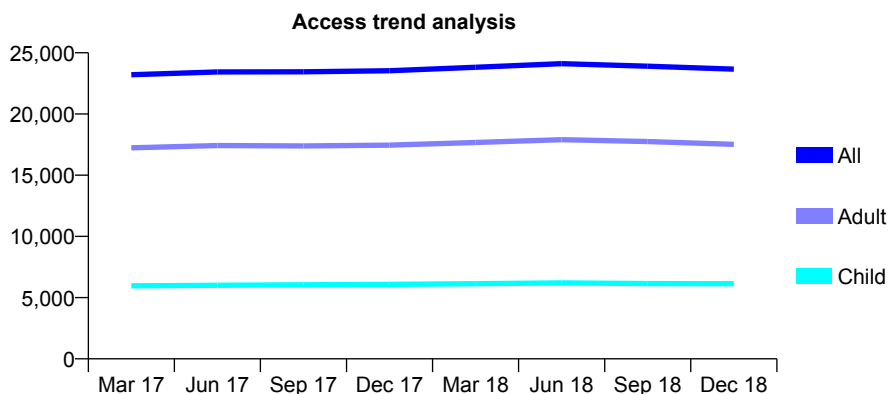
Q64 - Vital Signs At a Glance Contract Report for 101338/0028 - December 2018

Name or company name	Whitecross Dental Care Limited
Contract type name	GDS Contract
Purpose of contract	General
Contract start date	01/04/2006
Contract end date	

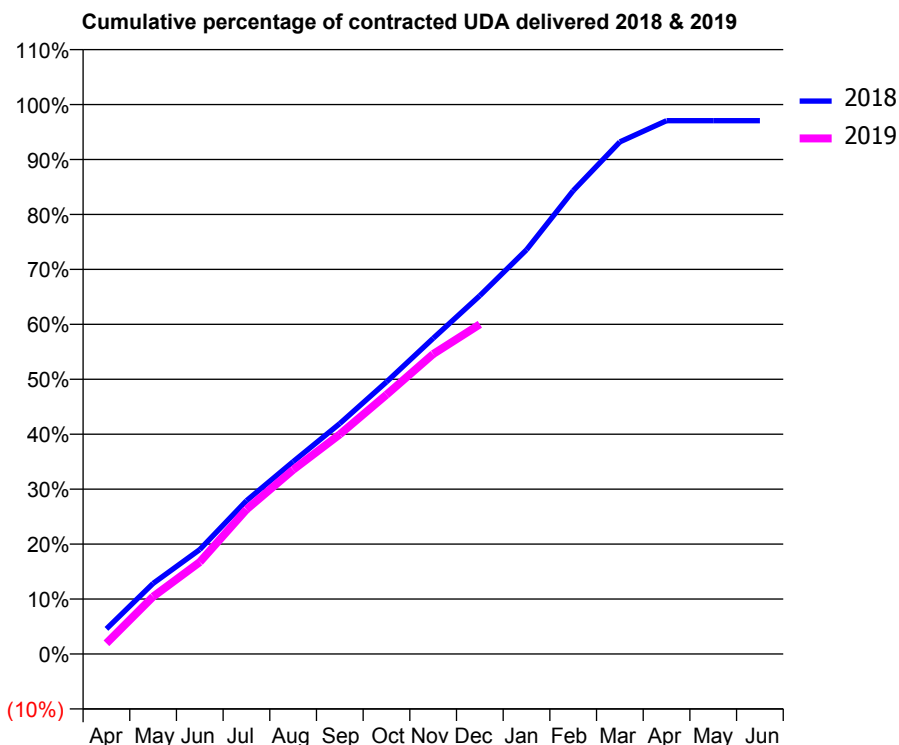
18/19 Contracted general activity (UDA)	64,500
Carry forward general activity (UDA)	1,895
18/19 Contracted orthodontic activity (UOA)	0
Carry forward orthodontic activity (UOA)	0
Baseline contract value	£1,522,012.65

ACCESS*

Patients seen in 24 months	Total	Change since previous quarter
Quarter ending December 2017	23,538	
Quarter ending March 2018	23,813	→
Quarter ending June 2018	24,109	→
Quarter ending September 2018	23,900	→
Quarter ending December 2018	23,669	→
Variance since December 2017	0.6%	→



ACTIVITY



Month	Adjusted Scheduled Activity (UDA)	
	2018	2019
April	2,954	1,265
May	8,289	6,737
June	12,257	10,795
July	17,989	16,957
August	22,582	21,626
September	27,053	25,783
October	31,935	30,435
November	37,055	35,202
December	42,060	38,695
January	47,451	
February	54,380	
March	60,117	
April	62,607	
May	62,604	
June	62,605	

QUALITY

	Quantity	Base Number	Contract	AT	Region	England
% of FP17s for the same patient ID Re-attending within 3 months - Children	333	6,341	5.3%	8.9%	11.3%	11.8%
% of FP17s for the same patient ID Re-attending within 3 months - Adults	1,300	13,967	9.3%	13.0%	15.3%	15.6%
% of FP17s for the same patient ID Re-attending between 3 & 9 months - Children	3,785	6,341	59.7%	61.9%	61.1%	58.8%
% of FP17s for the same patient ID Re-attending between 3 & 9 months - Adults	6,448	13,967	46.2%	52.4%	52.4%	51.0%
% of FP17s for Band 1 Urgent Courses	917	19,358	4.7%	8.4%	9.5%	9.0%
% of FP17s Relating to Free Repair or Replacements	132	19,358	0.7%	0.7%	0.7%	0.8%
% of FP17s Relating to Continuations	204	19,358	1.1%	0.8%	0.8%	0.9%
% of Patients satisfied with the dentistry they have received	8	10	80.0%	93.8%	93.1%	93.2%
% of Patients satisfied with the time they had to wait for an appointment	9	10	90.0%	87.7%	87.8%	88.3%

* This is based on patients treated on this contract for their most recent course of treatment. Figures in italics indicate the base number of FP17s or Patient Questionnaire responses are less than 100. N/A is shown where the base number of responses is less than 10 during the period. % is calculated as Quantity/Base number*100

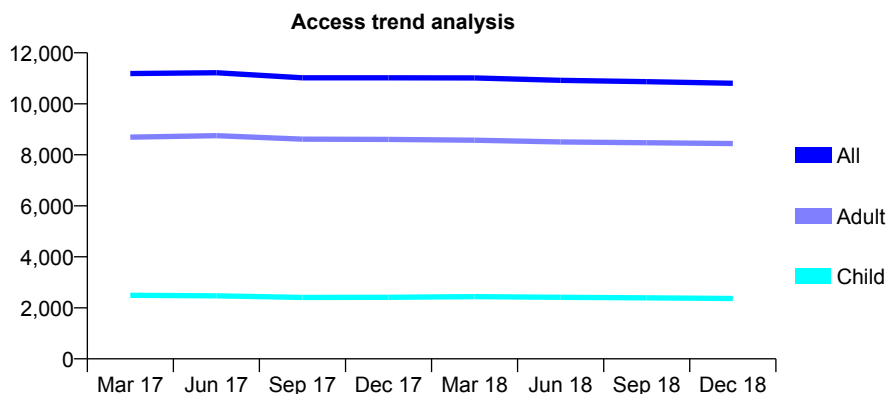
Q64 - Vital Signs At a Glance Contract Report for 101338/0031 - December 2018

Name or company name	Whitecross Dental Care Limited
Contract type name	GDS Contract
Purpose of contract	General
Contract start date	01/04/2006
Contract end date	

18/19 Contracted general activity (UDA)	33,300
Carry forward general activity (UDA)	0
18/19 Contracted orthodontic activity (UOA)	0
Carry forward orthodontic activity (UOA)	0
Baseline contract value	£812,294.50

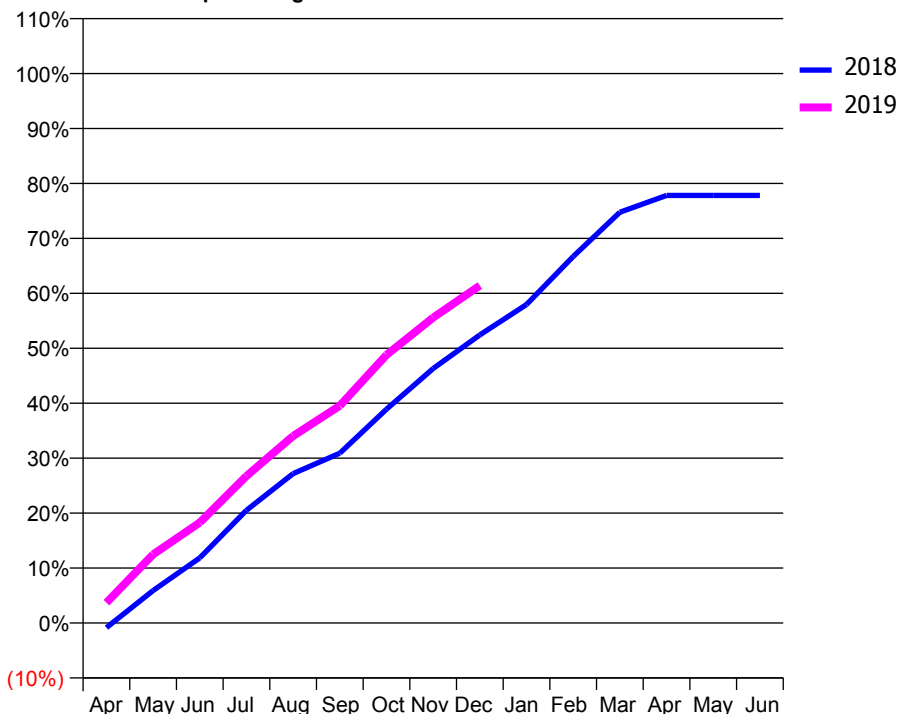
ACCESS*

Patients seen in 24 months	Total	Change since previous quarter
Quarter ending December 2017	11,017	
Quarter ending March 2018	11,014	→
Quarter ending June 2018	10,919	→
Quarter ending September 2018	10,869	→
Quarter ending December 2018	10,806	→
Variance since December 2017	(1.9%)	↓



ACTIVITY

Cumulative percentage of contracted UDA delivered 2018 & 2019



Month	Adjusted Scheduled Activity (UDA)	
	2018	2019
April	-286	1,233
May	1,968	4,158
June	3,949	6,090
July	6,835	8,911
August	9,052	11,334
September	10,288	13,167
October	12,959	16,251
November	15,424	18,511
December	17,458	20,446
January	19,302	
February	22,211	
March	24,894	
April	25,910	
May	25,913	
June	25,913	

QUALITY

	Quantity	Base Number	Contract	AT	Region	England
% of FP17s for the same patient ID Re-attending within 3 months - Children	178	2,162	8.2%	8.9%	11.3%	11.8%
% of FP17s for the same patient ID Re-attending within 3 months - Adults	896	7,233	12.4%	13.0%	15.3%	15.6%
% of FP17s for the same patient ID Re-attending between 3 & 9 months - Children	700	2,162	32.4%	61.9%	61.1%	58.8%
% of FP17s for the same patient ID Re-attending between 3 & 9 months - Adults	2,448	7,233	33.8%	52.4%	52.4%	51.0%
% of FP17s for Band 1 Urgent Courses	627	8,993	7.0%	8.4%	9.5%	9.0%
% of FP17s Relating to Free Repair or Replacements	141	8,993	1.6%	0.7%	0.7%	0.8%
% of FP17s Relating to Continuations	185	8,993	2.1%	0.8%	0.8%	0.9%
% of Patients satisfied with the dentistry they have received	8	8	N/A	93.8%	93.1%	93.2%
% of Patients satisfied with the time they had to wait for an appointment	7	8	N/A	87.7%	87.8%	88.3%

* This is based on patients treated on this contract for their most recent course of treatment. Figures in italics indicate the base number of FP17s or Patient Questionnaire responses are less than 100. N/A is shown where the base number of responses is less than 10 during the period. % is calculated as Quantity/Base number*100

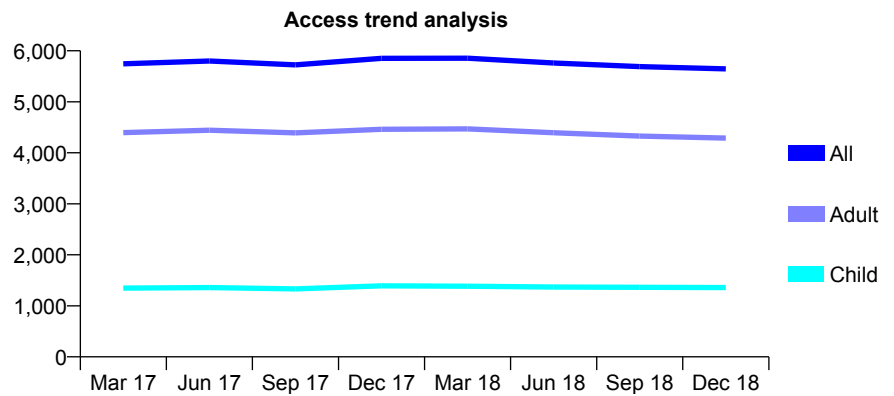
Q64 - Vital Signs At a Glance Contract Report for 101338/0109 - December 2018

Name or company name	Whitecross Dental Care Limited
Contract type name	GDS Contract
Purpose of contract	General
Contract start date	18/01/2010
Contract end date	

18/19 Contracted general activity (UDA)	13,023
Carry forward general activity (UDA)	112
18/19 Contracted orthodontic activity (UOA)	0
Carry forward orthodontic activity (UOA)	0
Baseline contract value	£348,987.48

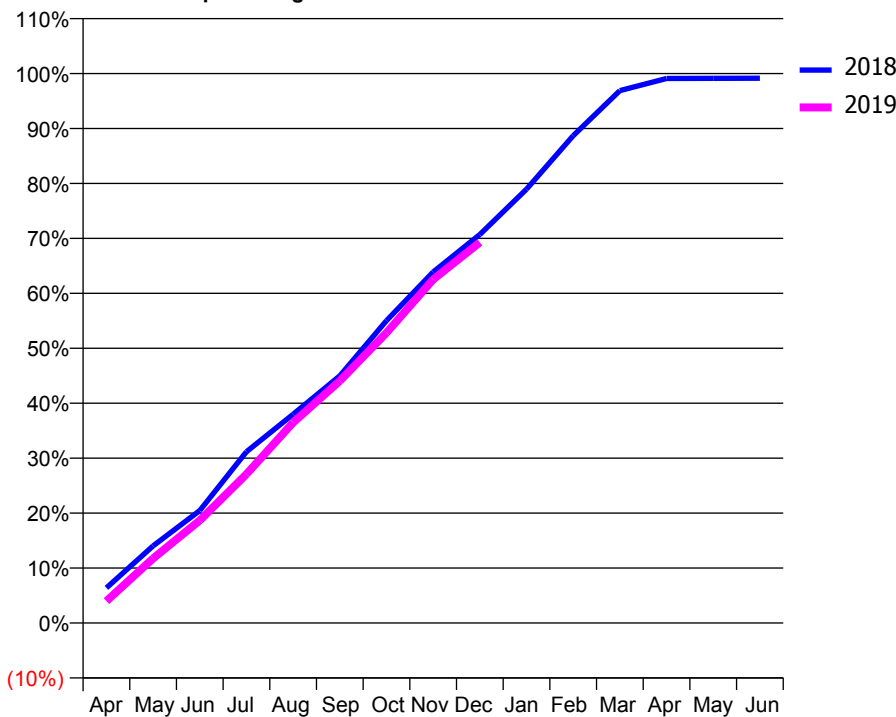
ACCESS*

Patients seen in 24 months	Total	Change since previous quarter
Quarter ending December 2017	5,852	
Quarter ending March 2018	5,854	→
Quarter ending June 2018	5,762	↓
Quarter ending September 2018	5,691	↓
Quarter ending December 2018	5,647	→
Variance since December 2017	(3.5%)	↓



ACTIVITY

Cumulative percentage of contracted UDA delivered 2018 & 2019



Month	Adjusted Scheduled Activity (UDA)	
	2018	2019
April	832	519
May	1,827	1,530
June	2,665	2,432
July	4,059	3,529
August	4,948	4,753
September	5,858	5,739
October	7,165	6,878
November	8,320	8,142
December	9,207	9,021
January	10,281	
February	11,549	
March	12,617	
April	12,904	
May	12,908	
June	12,911	

QUALITY

	Quantity	Base Number	Contract	AT	Region	England
% of FP17s for the same patient ID Re-attending within 3 months - Children	87	1,691	5.1%	8.9%	11.3%	11.8%
% of FP17s for the same patient ID Re-attending within 3 months - Adults	479	3,980	12.0%	13.0%	15.3%	15.6%
% of FP17s for the same patient ID Re-attending between 3 & 9 months - Children	1,215	1,691	71.9%	61.9%	61.1%	58.8%
% of FP17s for the same patient ID Re-attending between 3 & 9 months - Adults	1,358	3,980	34.1%	52.4%	52.4%	51.0%
% of FP17s for Band 1 Urgent Courses	431	5,502	7.8%	8.4%	9.5%	9.0%
% of FP17s Relating to Free Repair or Replacements	27	5,502	0.5%	0.7%	0.7%	0.8%
% of FP17s Relating to Continuations	88	5,502	1.6%	0.8%	0.8%	0.9%
% of Patients satisfied with the dentistry they have received	8	8	N/A	93.8%	93.1%	93.2%
% of Patients satisfied with the time they had to wait for an appointment	8	8	N/A	87.7%	87.8%	88.3%

* This is based on patients treated on this contract for their most recent course of treatment. Figures in italics indicate the base number of FP17s or Patient Questionnaire responses are less than 100. N/A is shown where the base number of responses is less than 10 during the period. % is calculated as Quantity/Base number*100

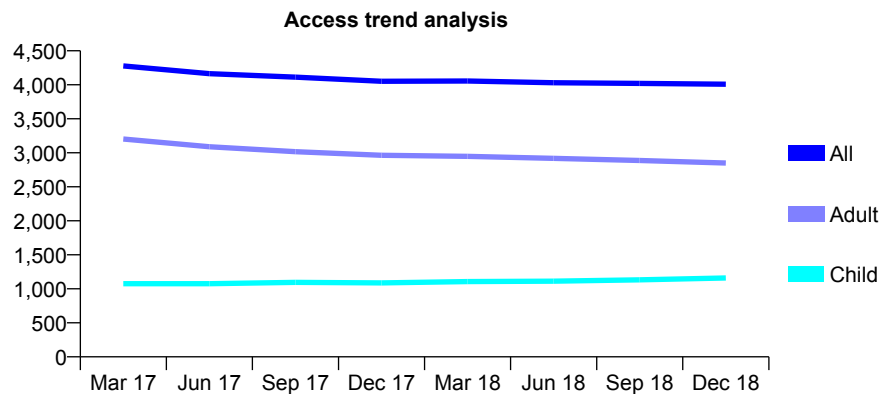
Q64 - Vital Signs At a Glance Contract Report for 101338/0110 - December 2018

Name or company name	Whitecross Dental Care Limited
Contract type name	GDS Contract
Purpose of contract	General
Contract start date	18/01/2010
Contract end date	

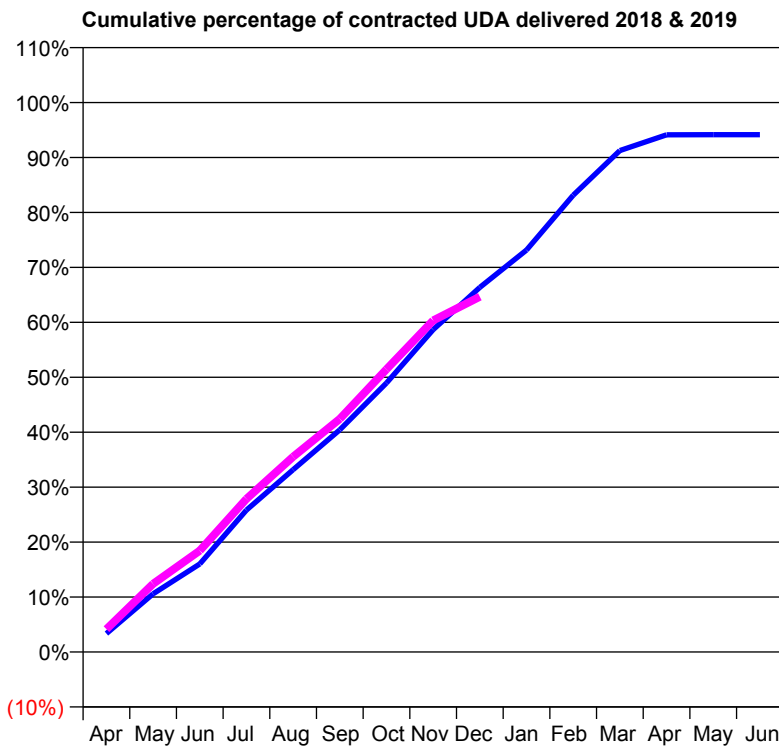
18/19 Contracted general activity (UDA)	11,079
Carry forward general activity (UDA)	0
18/19 Contracted orthodontic activity (UOA)	0
Carry forward orthodontic activity (UOA)	0
Baseline contract value	£296,884.05

ACCESS*

Patients seen in 24 months	Total	Change since previous quarter
Quarter ending December 2017	4,052	
Quarter ending March 2018	4,055	→
Quarter ending June 2018	4,030	→
Quarter ending September 2018	4,021	→
Quarter ending December 2018	4,009	→
Variance since December 2017	(1.1%)	↓



ACTIVITY



Month	Adjusted Scheduled Activity (UDA)	
	2018	2019
April	373	461
May	1,174	1,376
June	1,776	2,045
July	2,861	3,088
August	3,676	3,938
September	4,480	4,700
October	5,425	5,700
November	6,499	6,684
December	7,351	7,164
January	8,103	
February	9,210	
March	10,110	
April	10,426	
May	10,431	
June	10,431	

QUALITY

	Quantity	Base Number	Contract	AT	Region	England
% of FP17s for the same patient ID Re-attending within 3 months - Children	48	1,324	3.6%	8.9%	11.3%	11.8%
% of FP17s for the same patient ID Re-attending within 3 months - Adults	218	3,101	7.0%	13.0%	15.3%	15.6%
% of FP17s for the same patient ID Re-attending between 3 & 9 months - Children	813	1,324	61.4%	61.9%	61.1%	58.8%
% of FP17s for the same patient ID Re-attending between 3 & 9 months - Adults	2,093	3,101	67.5%	52.4%	52.4%	51.0%
% of FP17s for Band 1 Urgent Courses	50	4,218	1.2%	8.4%	9.5%	9.0%
% of FP17s Relating to Free Repair or Replacements	13	4,218	0.3%	0.7%	0.7%	0.8%
% of FP17s Relating to Continuations	48	4,218	1.1%	0.8%	0.8%	0.9%
% of Patients satisfied with the dentistry they have received	4	6	N/A	93.8%	93.1%	93.2%
% of Patients satisfied with the time they had to wait for an appointment	5	6	N/A	87.7%	87.8%	88.3%

* This is based on patients treated on this contract for their most recent course of treatment. Figures in italics indicate the base number of FP17s or Patient Questionnaire responses are less than 100. N/A is shown where the base number of responses is less than 10 during the period. % is calculated as Quantity/Base number*100

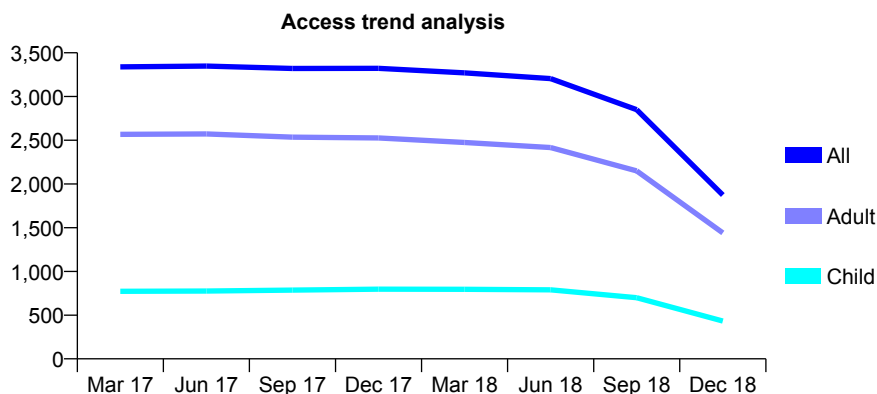
Q64 - Vital Signs At a Glance Contract Report for 101338/0112 - December 2018

Name or company name	Whitecross Dental Care Limited
Contract type name	GDS Contract
Purpose of contract	General
Contract start date	23/02/2010
Contract end date	31/07/2018

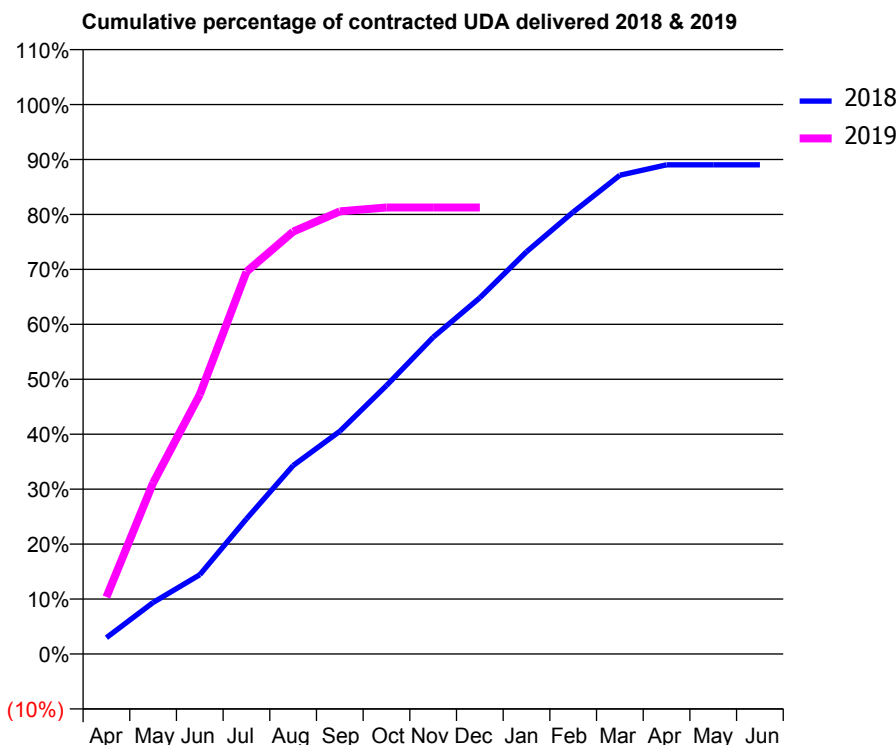
18/19 Contracted general activity (UDA)	2,667
Carry forward general activity (UDA)	0
18/19 Contracted orthodontic activity (UOA)	0
Carry forward orthodontic activity (UOA)	0
Baseline contract value	£71,470.51

ACCESS*

Patients seen in 24 months	Total	Change since previous quarter
Quarter ending December 2017	3,323	
Quarter ending March 2018	3,270	↓
Quarter ending June 2018	3,205	↓
Quarter ending September 2018	2,849	↓
Quarter ending December 2018	1,873	↓
Variance since December 2017	(43.6%)	↓



ACTIVITY



Month	Adjusted Scheduled Activity (UDA)	
	2018	2019
April	238	277
May	750	831
June	1,155	1,259
July	1,968	1,855
August	2,744	2,050
September	3,244	2,148
October	3,908	2,167
November	4,612	2,167
December	5,187	2,167
January	5,856	
February	6,435	
March	6,971	
April	7,121	
May	7,121	
June	7,121	

QUALITY

	Quantity	Base Number	Contract	AT	Region	England
% of FP17s for the same patient ID Re-attending within 3 months - Children	9	372	2.4%	8.9%	11.3%	11.8%
% of FP17s for the same patient ID Re-attending within 3 months - Adults	99	1,066	9.3%	13.0%	15.3%	15.6%
% of FP17s for the same patient ID Re-attending between 3 & 9 months - Children	267	372	71.8%	61.9%	61.1%	58.8%
% of FP17s for the same patient ID Re-attending between 3 & 9 months - Adults	687	1,066	64.4%	52.4%	52.4%	51.0%
% of FP17s for Band 1 Urgent Courses	116	1,355	8.6%	8.4%	9.5%	9.0%
% of FP17s Relating to Free Repair or Replacements	0	1,355	0.0%	0.7%	0.7%	0.8%
% of FP17s Relating to Continuations	8	1,355	0.6%	0.8%	0.8%	0.9%
% of Patients satisfied with the dentistry they have received	2	2	N/A	93.8%	93.1%	93.2%
% of Patients satisfied with the time they had to wait for an appointment	2	2	N/A	87.7%	87.8%	88.3%

* This is based on patients treated on this contract for their most recent course of treatment. Figures in italics indicate the base number of FP17s or Patient Questionnaire responses are less than 100. N/A is shown where the base number of responses is less than 10 during the period. % is calculated as Quantity/Base number*100

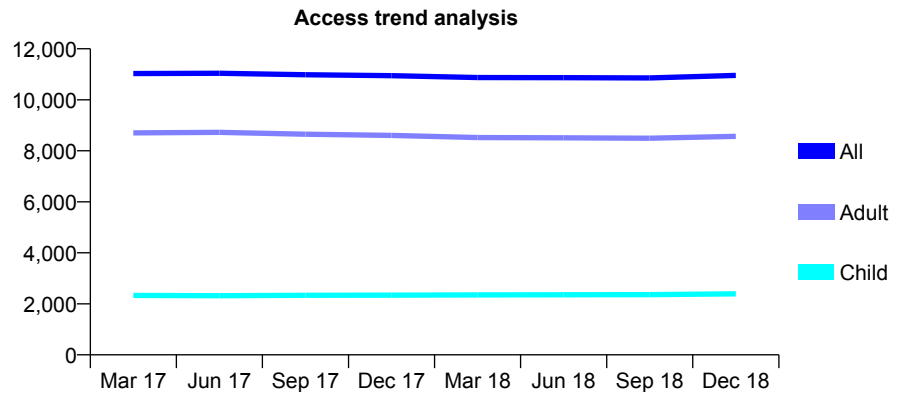
Q64 - Vital Signs At a Glance Contract Report for 101370/0075 - December 2018

Name or company name	Petrie Tucker & Partners Ltd
Contract type name	GDS Contract
Purpose of contract	General
Contract start date	01/04/2007
Contract end date	

18/19 Contracted general activity (UDA)	32,500
Carry forward general activity (UDA)	0
18/19 Contracted orthodontic activity (UOA)	0
Carry forward orthodontic activity (UOA)	0
Baseline contract value	£704,414.83

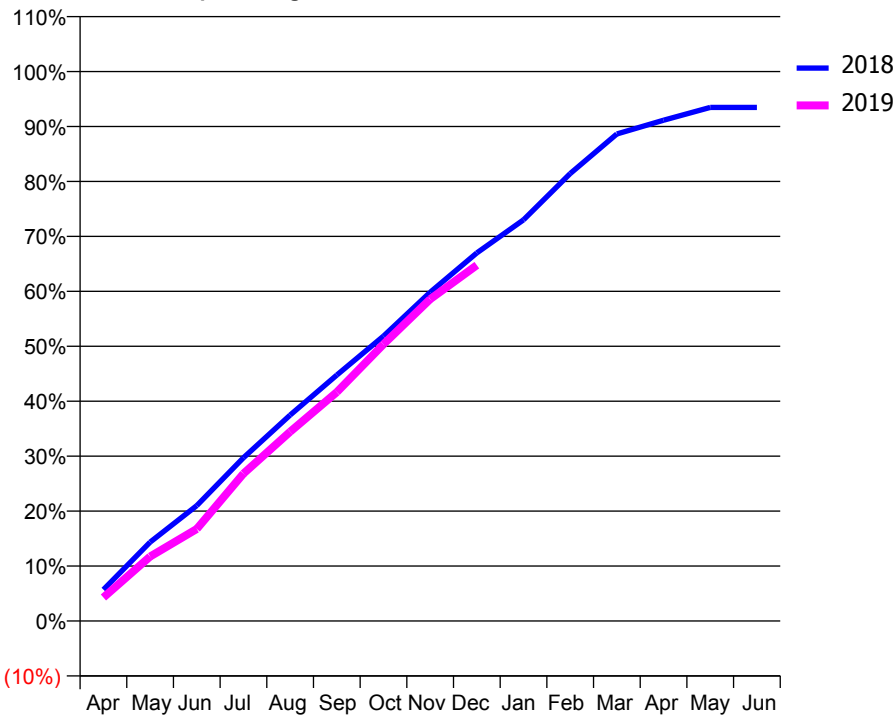
ACCESS*

Patients seen in 24 months	Total	Change since previous quarter
Quarter ending December 2017	10,945	
Quarter ending March 2018	10,873	→
Quarter ending June 2018	10,866	→
Quarter ending September 2018	10,855	→
Quarter ending December 2018	10,959	→
Variance since December 2017	0.1%	→



ACTIVITY

Cumulative percentage of contracted UDA delivered 2018 & 2019



Month	Adjusted Scheduled Activity (UDA)	
	2018	2019
April	1,855	1,393
May	4,663	3,810
June	6,822	5,446
July	9,660	8,718
August	12,178	11,195
September	14,544	13,537
October	16,851	16,370
November	19,444	19,031
December	21,772	21,048
January	23,724	
February	26,465	
March	28,808	
April	29,618	
May	30,374	
June	30,375	

QUALITY

	Quantity	Base Number	Contract	AT	Region	England
% of FP17s for the same patient ID Re-attending within 3 months - Children	70	2,638	2.7%	8.9%	11.3%	11.8%
% of FP17s for the same patient ID Re-attending within 3 months - Adults	599	8,534	7.0%	13.0%	15.3%	15.6%
% of FP17s for the same patient ID Re-attending between 3 & 9 months - Children	1,588	2,638	60.2%	61.9%	61.1%	58.8%
% of FP17s for the same patient ID Re-attending between 3 & 9 months - Adults	4,108	8,534	48.1%	52.4%	52.4%	51.0%
% of FP17s for Band 1 Urgent Courses	207	10,760	1.9%	8.4%	9.5%	9.0%
% of FP17s Relating to Free Repair or Replacements	20	10,760	0.2%	0.7%	0.7%	0.8%
% of FP17s Relating to Continuations	127	10,760	1.2%	0.8%	0.8%	0.9%
% of Patients satisfied with the dentistry they have received	14	15	93.3%	93.8%	93.1%	93.2%
% of Patients satisfied with the time they had to wait for an appointment	13	15	86.7%	87.7%	87.8%	88.3%

* This is based on patients treated on this contract for their most recent course of treatment. Figures in italics indicate the base number of FP17s or Patient Questionnaire responses are less than 100. N/A is shown where the base number of responses is less than 10 during the period. % is calculated as Quantity/Base number*100

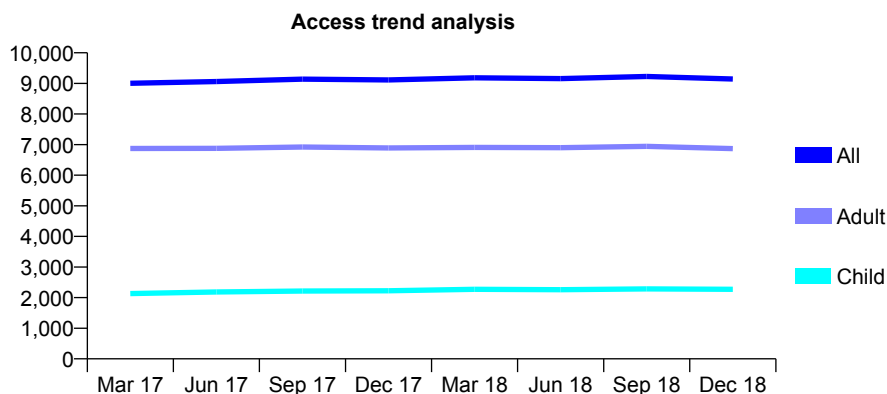
Q64 - Vital Signs At a Glance Contract Report for 101435/0034 - December 2018

Name or company name	IDH Limited
Contract type name	GDS Contract
Purpose of contract	General
Contract start date	01/04/2006
Contract end date	

18/19 Contracted general activity (UDA)	25,000
Carry forward general activity (UDA)	0
18/19 Contracted orthodontic activity (UOA)	0
Carry forward orthodontic activity (UOA)	0
Baseline contract value	£586,898.18

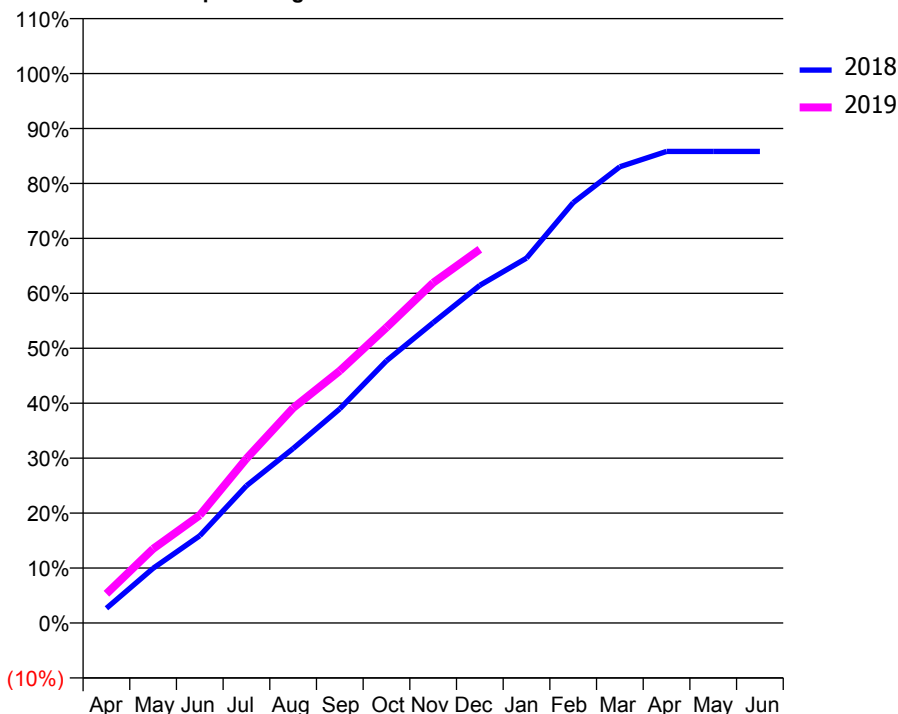
ACCESS*

Patients seen in 24 months	Total	Change since previous quarter
Quarter ending December 2017	9,112	
Quarter ending March 2018	9,184	→
Quarter ending June 2018	9,157	→
Quarter ending September 2018	9,227	→
Quarter ending December 2018	9,143	→
Variance since December 2017	0.3%	→



ACTIVITY

Cumulative percentage of contracted UDA delivered 2018 & 2019



Month	Adjusted Scheduled Activity (UDA)	
	2018	2019
April	726	1,330
May	2,708	3,376
June	4,318	4,904
July	6,791	7,485
August	8,628	9,781
September	10,593	11,476
October	12,968	13,447
November	14,857	15,477
December	16,704	17,001
January	18,047	
February	20,795	
March	22,568	
April	23,326	
May	23,327	
June	23,325	

QUALITY

	Quantity	Base Number	Contract	AT	Region	England
% of FP17s for the same patient ID Re-attending within 3 months - Children	105	2,122	4.9%	8.9%	11.3%	11.8%
% of FP17s for the same patient ID Re-attending within 3 months - Adults	483	5,783	8.4%	13.0%	15.3%	15.6%
% of FP17s for the same patient ID Re-attending between 3 & 9 months - Children	1,143	2,122	53.9%	61.9%	61.1%	58.8%
% of FP17s for the same patient ID Re-attending between 3 & 9 months - Adults	2,697	5,783	46.6%	52.4%	52.4%	51.0%
% of FP17s for Band 1 Urgent Courses	333	7,586	4.4%	8.4%	9.5%	9.0%
% of FP17s Relating to Free Repair or Replacements	23	7,586	0.3%	0.7%	0.7%	0.8%
% of FP17s Relating to Continuations	81	7,586	1.1%	0.8%	0.8%	0.9%
% of Patients satisfied with the dentistry they have received	7	8	N/A	93.8%	93.1%	93.2%
% of Patients satisfied with the time they had to wait for an appointment	8	8	N/A	87.7%	87.8%	88.3%

* This is based on patients treated on this contract for their most recent course of treatment. Figures in italics indicate the base number of FP17s or Patient Questionnaire responses are less than 100. N/A is shown where the base number of responses is less than 10 during the period. % is calculated as Quantity/Base number*100

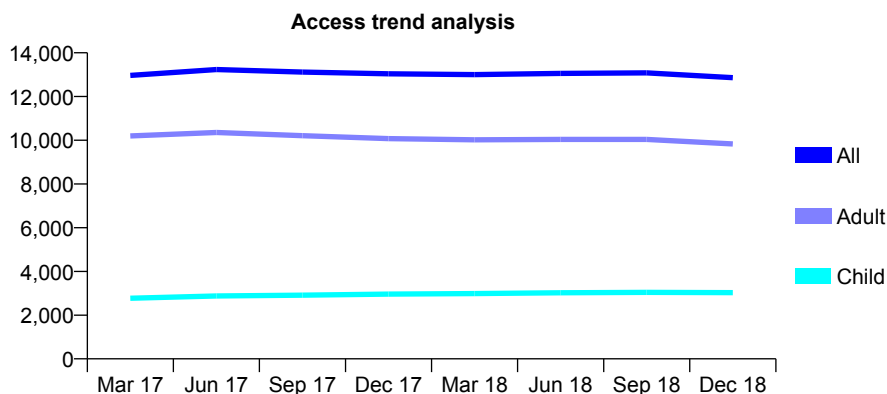
Q64 - Vital Signs At a Glance Contract Report for 101435/0068 - December 2018

Name or company name	IDH Limited
Contract type name	GDS Contract
Purpose of contract	General
Contract start date	20/08/2007
Contract end date	

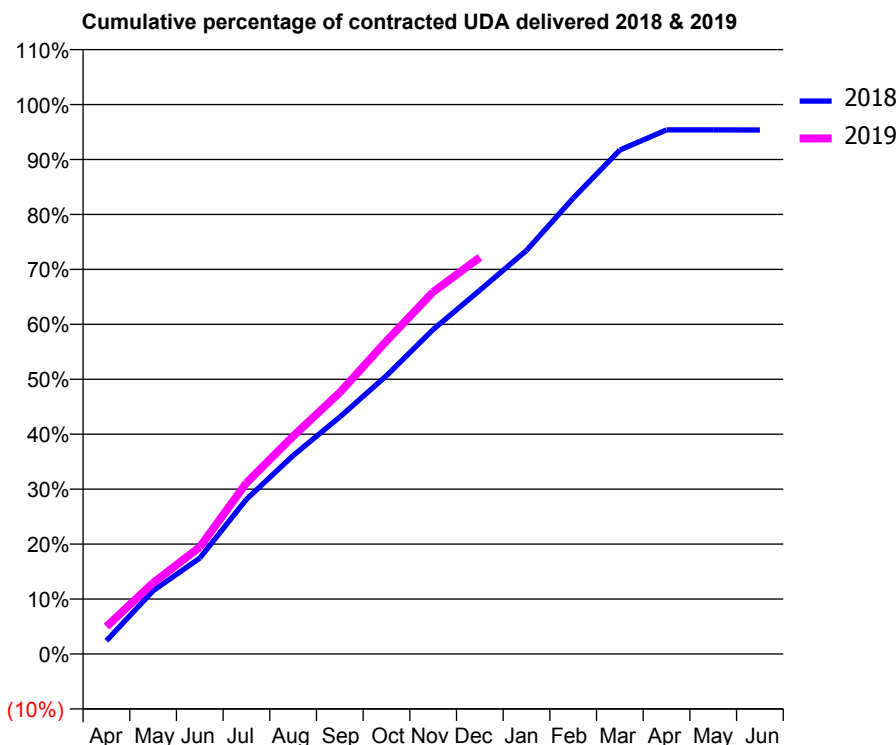
18/19 Contracted general activity (UDA)	32,000
Carry forward general activity (UDA)	0
18/19 Contracted orthodontic activity (UOA)	0
Carry forward orthodontic activity (UOA)	0
Baseline contract value	£652,449.47

ACCESS*

Patients seen in 24 months	Total	Change since previous quarter
Quarter ending December 2017	13,037	
Quarter ending March 2018	13,004	→
Quarter ending June 2018	13,058	→
Quarter ending September 2018	13,080	→
Quarter ending December 2018	12,863	↓
Variance since December 2017	(1.3%)	↓



ACTIVITY



Month	Adjusted Scheduled Activity (UDA)	
	2018	2019
April	769	1,592
May	3,681	4,143
June	5,585	6,234
July	9,014	9,970
August	11,562	12,682
September	13,805	15,230
October	16,213	18,227
November	18,895	21,084
December	21,184	23,096
January	23,503	
February	26,544	
March	29,350	
April	30,524	
May	30,524	
June	30,512	

QUALITY

	Quantity	Base Number	Contract	AT	Region	England
% of FP17s for the same patient ID Re-attending within 3 months - Children	183	2,923	6.3%	8.9%	11.3%	11.8%
% of FP17s for the same patient ID Re-attending within 3 months - Adults	947	8,405	11.3%	13.0%	15.3%	15.6%
% of FP17s for the same patient ID Re-attending between 3 & 9 months - Children	1,424	2,923	48.7%	61.9%	61.1%	58.8%
% of FP17s for the same patient ID Re-attending between 3 & 9 months - Adults	3,485	8,405	41.5%	52.4%	52.4%	51.0%
% of FP17s for Band 1 Urgent Courses	967	10,856	8.9%	8.4%	9.5%	9.0%
% of FP17s Relating to Free Repair or Replacements	64	10,856	0.6%	0.7%	0.7%	0.8%
% of FP17s Relating to Continuations	147	10,856	1.4%	0.8%	0.8%	0.9%
% of Patients satisfied with the dentistry they have received	11	12	91.7%	93.8%	93.1%	93.2%
% of Patients satisfied with the time they had to wait for an appointment	12	12	100.0%	87.7%	87.8%	88.3%

* This is based on patients treated on this contract for their most recent course of treatment. Figures in italics indicate the base number of FP17s or Patient Questionnaire responses are less than 100. N/A is shown where the base number of responses is less than 10 during the period. % is calculated as Quantity/Base number*100

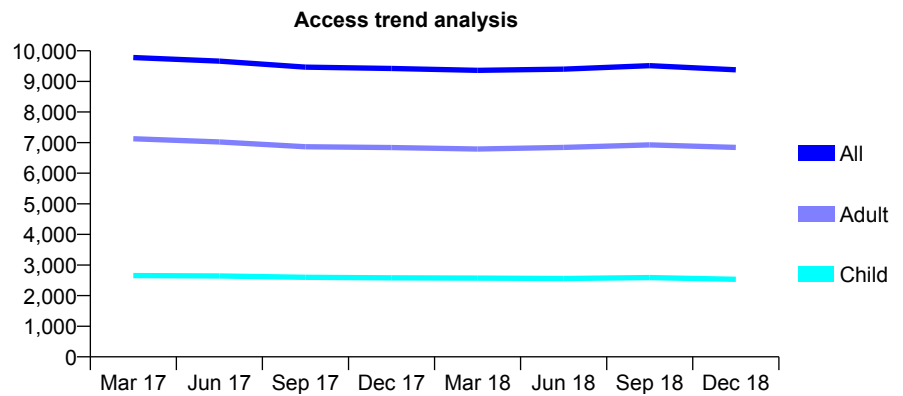
Q64 - Vital Signs At a Glance Contract Report for 101435/0145 - December 2018

Name or company name	IDH Limited
Contract type name	GDS Contract
Purpose of contract	General
Contract start date	01/08/2014
Contract end date	

18/19 Contracted general activity (UDA)	27,780
Carry forward general activity (UDA)	0
18/19 Contracted orthodontic activity (UOA)	0
Carry forward orthodontic activity (UOA)	0
Baseline contract value	£786,142.51

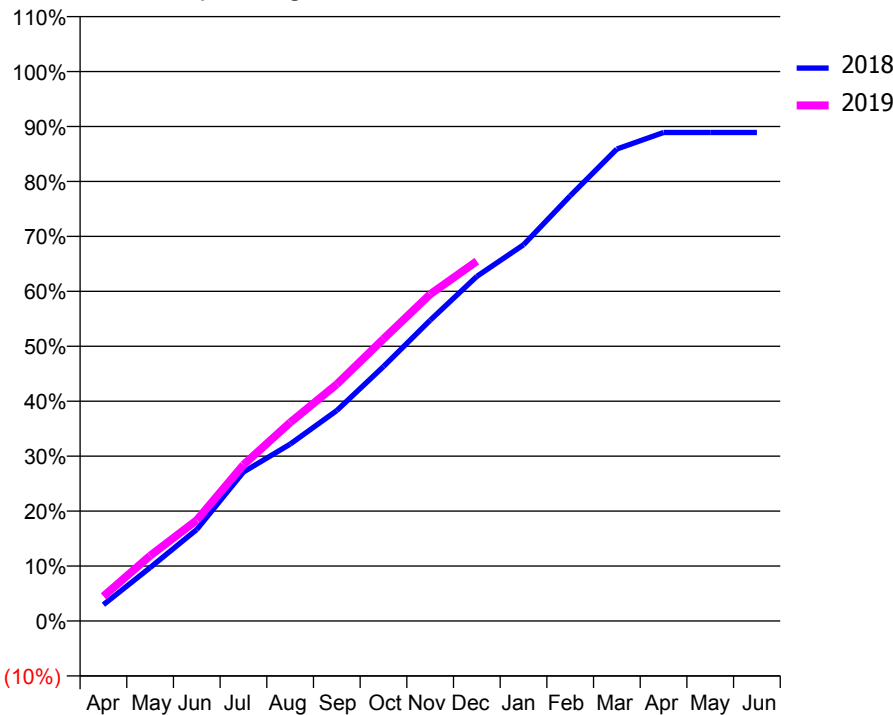
ACCESS*

Patients seen in 24 months	Total	Change since previous quarter
Quarter ending December 2017	9,423	
Quarter ending March 2018	9,363	→
Quarter ending June 2018	9,402	→
Quarter ending September 2018	9,516	→
Quarter ending December 2018	9,379	↓
Variance since December 2017	(0.5%)	→



ACTIVITY

Cumulative percentage of contracted UDA delivered 2018 & 2019



Month	Adjusted Scheduled Activity (UDA)	
	2018	2019
April	825	1,252
May	2,702	3,300
June	4,625	5,101
July	7,537	7,898
August	8,943	10,038
September	10,641	11,968
October	12,869	14,264
November	15,205	16,518
December	17,424	18,189
January	19,019	
February	21,492	
March	23,861	
April	24,695	
May	24,699	
June	24,699	

QUALITY

	Quantity	Base Number	Contract	AT	Region	England
% of FP17s for the same patient ID Re-attending within 3 months - Children	128	2,717	4.7%	8.9%	11.3%	11.8%
% of FP17s for the same patient ID Re-attending within 3 months - Adults	650	6,622	9.8%	13.0%	15.3%	15.6%
% of FP17s for the same patient ID Re-attending between 3 & 9 months - Children	1,648	2,717	60.7%	61.9%	61.1%	58.8%
% of FP17s for the same patient ID Re-attending between 3 & 9 months - Adults	3,523	6,622	53.2%	52.4%	52.4%	51.0%
% of FP17s for Band 1 Urgent Courses	449	8,972	5.0%	8.4%	9.5%	9.0%
% of FP17s Relating to Free Repair or Replacements	30	8,972	0.3%	0.7%	0.7%	0.8%
% of FP17s Relating to Continuations	104	8,972	1.2%	0.8%	0.8%	0.9%
% of Patients satisfied with the dentistry they have received	3	3	N/A	93.8%	93.1%	93.2%
% of Patients satisfied with the time they had to wait for an appointment	3	3	N/A	87.7%	87.8%	88.3%

* This is based on patients treated on this contract for their most recent course of treatment. Figures in italics indicate the base number of FP17s or Patient Questionnaire responses are less than 100. N/A is shown where the base number of responses is less than 10 during the period. % is calculated as Quantity/Base number*100

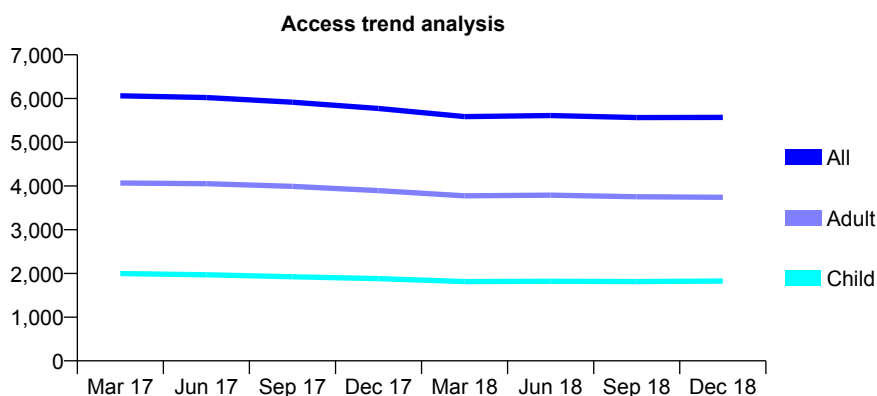
Q64 - Vital Signs At a Glance Contract Report for 101958/0001 - December 2018

Name or company name	Priority Road Dental Practice
Contract type name	GDS Contract
Purpose of contract	General
Contract start date	01/08/2010
Contract end date	

18/19 Contracted general activity (UDA)	22,667
Carry forward general activity (UDA)	0
18/19 Contracted orthodontic activity (UOA)	0
Carry forward orthodontic activity (UOA)	0
Baseline contract value	£638,417.58

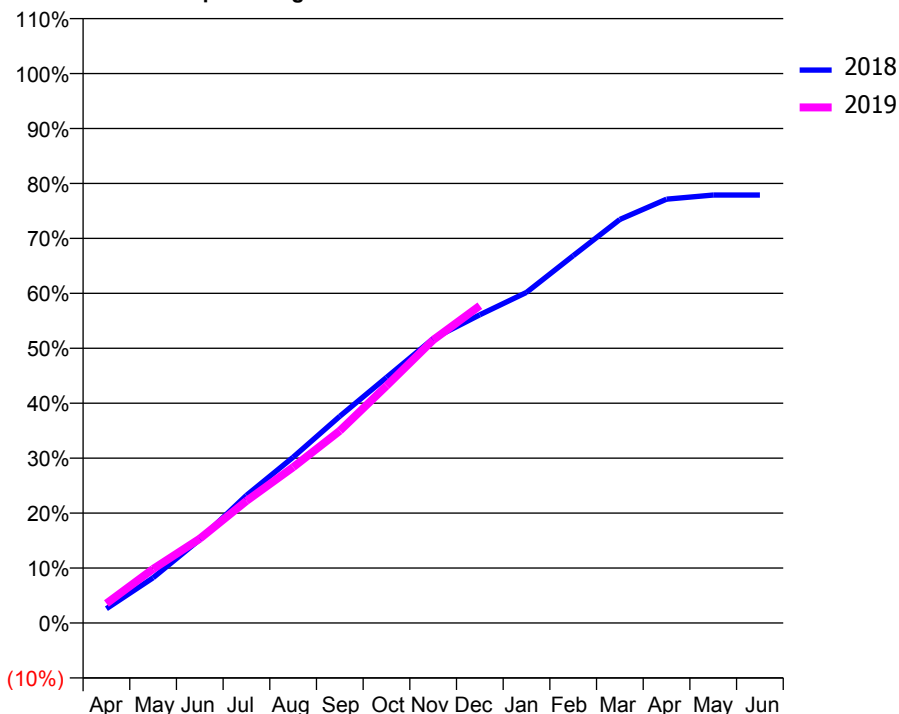
ACCESS*

Patients seen in 24 months	Total	Change since previous quarter
Quarter ending December 2017	5,773	
Quarter ending March 2018	5,585	↓
Quarter ending June 2018	5,610	→
Quarter ending September 2018	5,566	→
Quarter ending December 2018	5,568	→
Variance since December 2017	(3.6%)	↓



ACTIVITY

Cumulative percentage of contracted UDA delivered 2018 & 2019



Month	Adjusted Scheduled Activity (UDA)	
	2018	2019
April	590	803
May	1,870	2,228
June	3,448	3,481
July	5,266	5,034
August	6,841	6,426
September	8,528	7,930
October	10,132	9,782
November	11,732	11,675
December	12,717	13,091
January	13,641	
February	15,149	
March	16,650	
April	17,485	
May	17,653	
June	17,653	

QUALITY

	Quantity	Base Number	Contract	AT	Region	England
% of FP17s for the same patient ID Re-attending within 3 months - Children	172	2,454	7.0%	8.9%	11.3%	11.8%
% of FP17s for the same patient ID Re-attending within 3 months - Adults	457	4,681	9.8%	13.0%	15.3%	15.6%
% of FP17s for the same patient ID Re-attending between 3 & 9 months - Children	1,722	2,454	70.2%	61.9%	61.1%	58.8%
% of FP17s for the same patient ID Re-attending between 3 & 9 months - Adults	3,075	4,681	65.7%	52.4%	52.4%	51.0%
% of FP17s for Band 1 Urgent Courses	208	6,664	3.1%	8.4%	9.5%	9.0%
% of FP17s Relating to Free Repair or Replacements	28	6,664	0.4%	0.7%	0.7%	0.8%
% of FP17s Relating to Continuations	24	6,664	0.4%	0.8%	0.8%	0.9%
% of Patients satisfied with the dentistry they have received	0	1	N/A	93.8%	93.1%	93.2%
% of Patients satisfied with the time they had to wait for an appointment	0	1	N/A	87.7%	87.8%	88.3%

* This is based on patients treated on this contract for their most recent course of treatment. Figures in italics indicate the base number of FP17s or Patient Questionnaire responses are less than 100. N/A is shown where the base number of responses is less than 10 during the period. % is calculated as Quantity/Base number*100

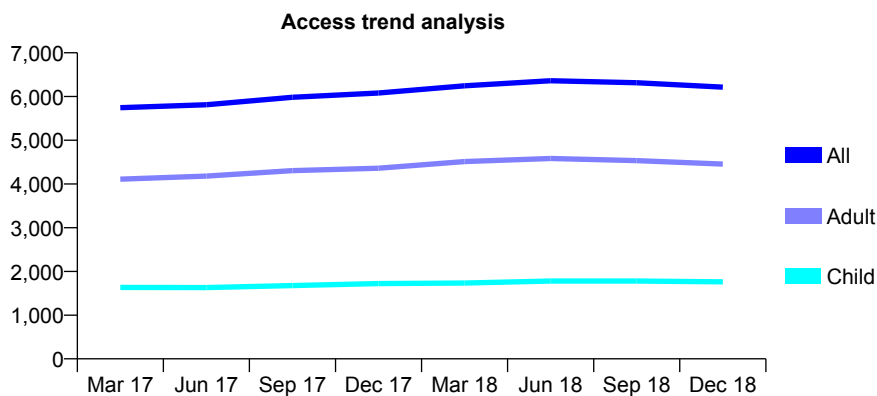
Q64 - Vital Signs At a Glance Contract Report for 105783/0001 - December 2018

Name or company name	Fisherton House Partnership
Contract type name	GDS Contract
Purpose of contract	General
Contract start date	01/04/2015
Contract end date	

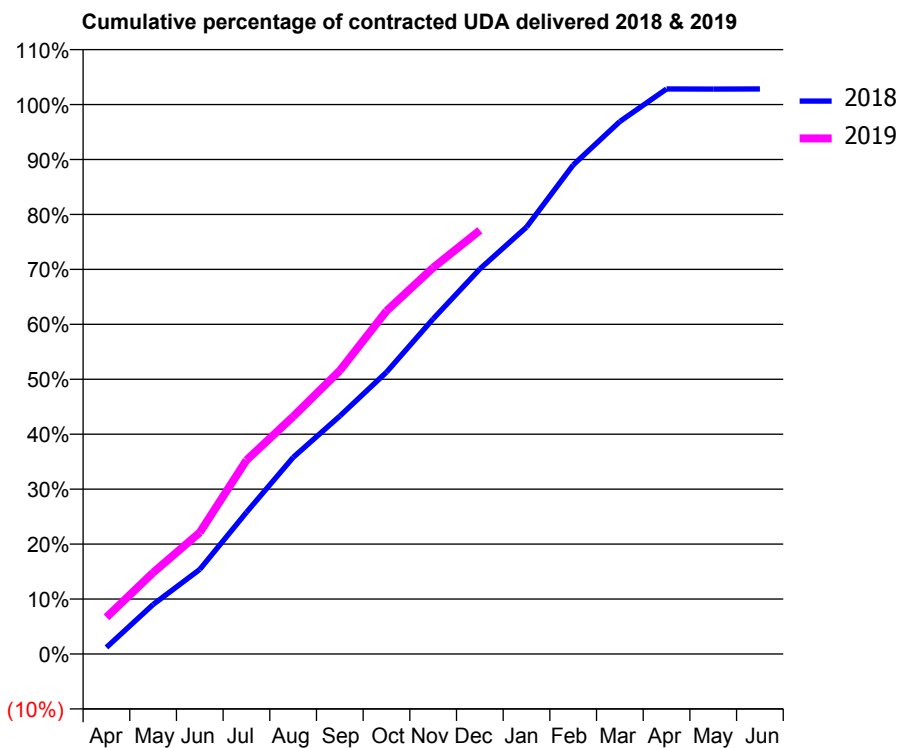
18/19 Contracted general activity (UDA)	15,102
Carry forward general activity (UDA)	-302
18/19 Contracted orthodontic activity (UOA)	0
Carry forward orthodontic activity (UOA)	0
Baseline contract value	£388,663.89

ACCESS*

Patients seen in 24 months	Total	Change since previous quarter
Quarter ending December 2017	6,080	
Quarter ending March 2018	6,246	↑
Quarter ending June 2018	6,362	→
Quarter ending September 2018	6,314	→
Quarter ending December 2018	6,216	↓
Variance since December 2017	2.2%	↑



ACTIVITY



Month	Adjusted Scheduled Activity (UDA)	
	2018	2019
April	182	1,009
May	1,363	2,236
June	2,325	3,340
July	3,895	5,326
August	5,404	6,526
September	6,540	7,791
October	7,745	9,427
November	9,211	10,619
December	10,582	11,646
January	11,732	
February	13,441	
March	14,636	
April	15,528	
May	15,526	
June	15,530	

QUALITY

	Quantity	Base Number	Contract	AT	Region	England
% of FP17s for the same patient ID Re-attending within 3 months - Children	164	2,068	7.9%	8.9%	11.3%	11.8%
% of FP17s for the same patient ID Re-attending within 3 months - Adults	479	4,550	10.5%	13.0%	15.3%	15.6%
% of FP17s for the same patient ID Re-attending between 3 & 9 months - Children	1,294	2,068	62.6%	61.9%	61.1%	58.8%
% of FP17s for the same patient ID Re-attending between 3 & 9 months - Adults	2,780	4,550	61.1%	52.4%	52.4%	51.0%
% of FP17s for Band 1 Urgent Courses	205	6,196	3.3%	8.4%	9.5%	9.0%
% of FP17s Relating to Free Repair or Replacements	66	6,196	1.1%	0.7%	0.7%	0.8%
% of FP17s Relating to Continuations	23	6,196	0.4%	0.8%	0.8%	0.9%
% of Patients satisfied with the dentistry they have received	6	6	N/A	93.8%	93.1%	93.2%
% of Patients satisfied with the time they had to wait for an appointment	6	6	N/A	87.7%	87.8%	88.3%

* This is based on patients treated on this contract for their most recent course of treatment. Figures in italics indicate the base number of FP17s or Patient Questionnaire responses are less than 100. N/A is shown where the base number of responses is less than 10 during the period. % is calculated as Quantity/Base number*100

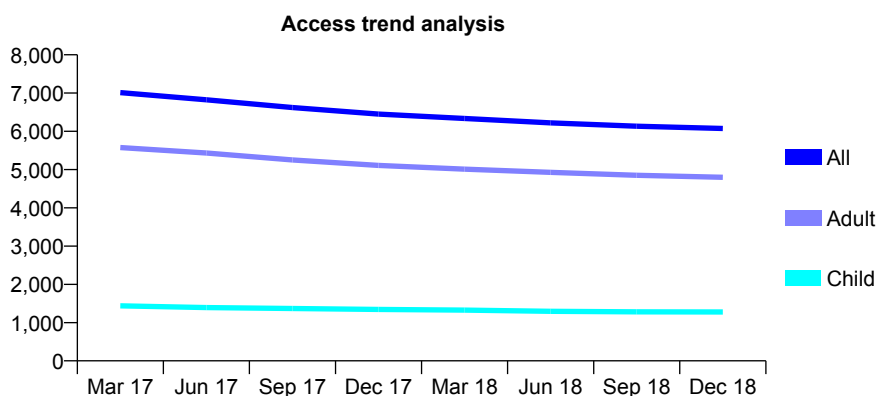
Q64 - Vital Signs At a Glance Contract Report for 107115/0001 - December 2018

Name or company name	IDH 324 & 325 Ltd
Contract type name	GDS Contract
Purpose of contract	General
Contract start date	01/10/2008
Contract end date	

18/19 Contracted general activity (UDA)	21,000
Carry forward general activity (UDA)	0
18/19 Contracted orthodontic activity (UOA)	0
Carry forward orthodontic activity (UOA)	0
Baseline contract value	£605,882.44

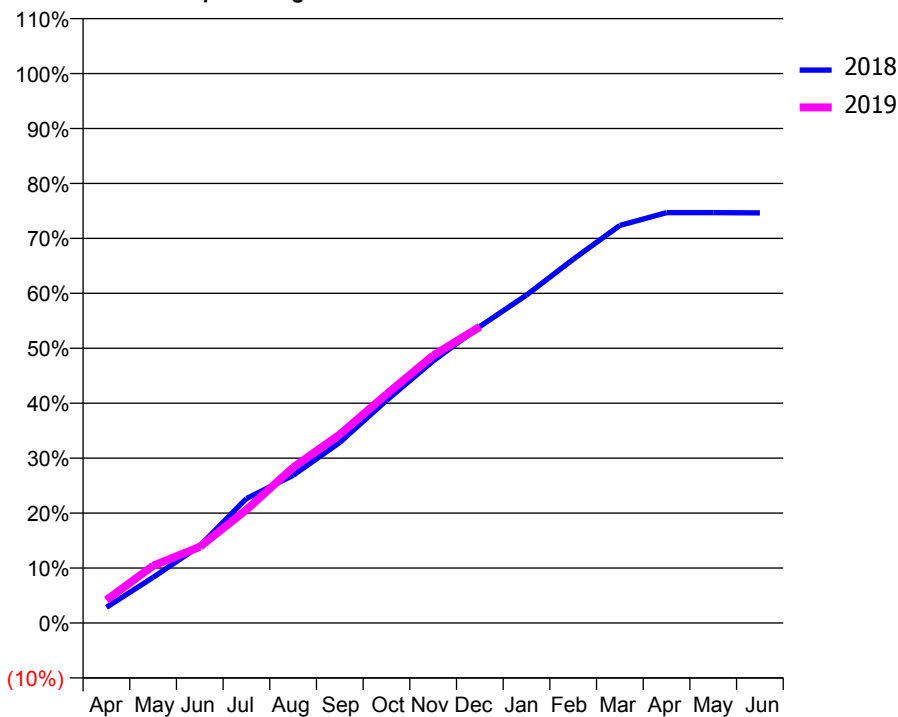
ACCESS*

Patients seen in 24 months	Total	Change since previous quarter
Quarter ending December 2017	6,452	
Quarter ending March 2018	6,336	↓
Quarter ending June 2018	6,220	↓
Quarter ending September 2018	6,132	↓
Quarter ending December 2018	6,074	→
Variance since December 2017	(5.9%)	↓



ACTIVITY

Cumulative percentage of contracted UDA delivered 2018 & 2019



Month	Adjusted Scheduled Activity (UDA)	
	2018	2019
April	635	881
May	1,845	2,190
June	3,121	2,911
July	5,034	4,332
August	5,976	5,944
September	7,308	7,211
October	9,003	8,740
November	10,601	10,224
December	11,991	11,321
January	13,265	
February	14,709	
March	16,080	
April	16,597	
May	16,598	
June	16,586	

QUALITY

	Quantity	Base Number	Contract	AT	Region	England
% of FP17s for the same patient ID Re-attending within 3 months - Children	91	1,514	6.0%	8.9%	11.3%	11.8%
% of FP17s for the same patient ID Re-attending within 3 months - Adults	680	5,351	12.7%	13.0%	15.3%	15.6%
% of FP17s for the same patient ID Re-attending between 3 & 9 months - Children	986	1,514	65.1%	61.9%	61.1%	58.8%
% of FP17s for the same patient ID Re-attending between 3 & 9 months - Adults	3,282	5,351	61.3%	52.4%	52.4%	51.0%
% of FP17s for Band 1 Urgent Courses	552	6,536	8.4%	8.4%	9.5%	9.0%
% of FP17s Relating to Free Repair or Replacements	44	6,536	0.7%	0.7%	0.7%	0.8%
% of FP17s Relating to Continuations	77	6,536	1.2%	0.8%	0.8%	0.9%
% of Patients satisfied with the dentistry they have received	5	5	N/A	93.8%	93.1%	93.2%
% of Patients satisfied with the time they had to wait for an appointment	5	5	N/A	87.7%	87.8%	88.3%

* This is based on patients treated on this contract for their most recent course of treatment. Figures in italics indicate the base number of FP17s or Patient Questionnaire responses are less than 100. N/A is shown where the base number of responses is less than 10 during the period. % is calculated as Quantity/Base number*100

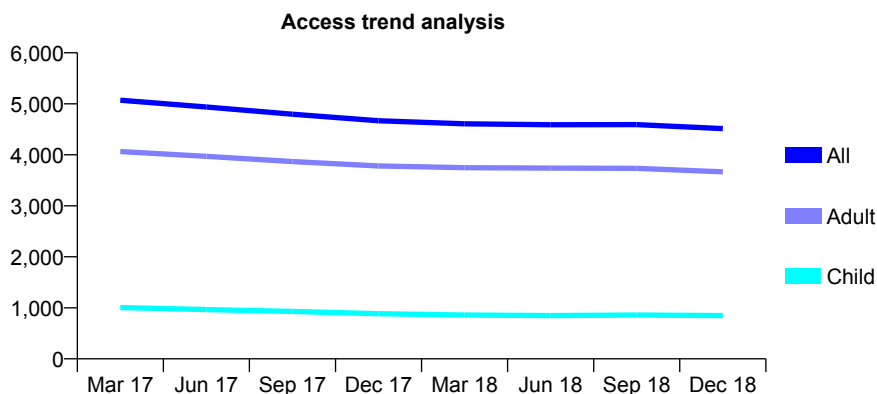
Q64 - Vital Signs At a Glance Contract Report for 107115/0002 - December 2018

Name or company name	IDH 324 & 325 Ltd
Contract type name	GDS Contract
Purpose of contract	General
Contract start date	01/10/2008
Contract end date	

18/19 Contracted general activity (UDA)	13,700
Carry forward general activity (UDA)	0
18/19 Contracted orthodontic activity (UOA)	0
Carry forward orthodontic activity (UOA)	0
Baseline contract value	£361,952.54

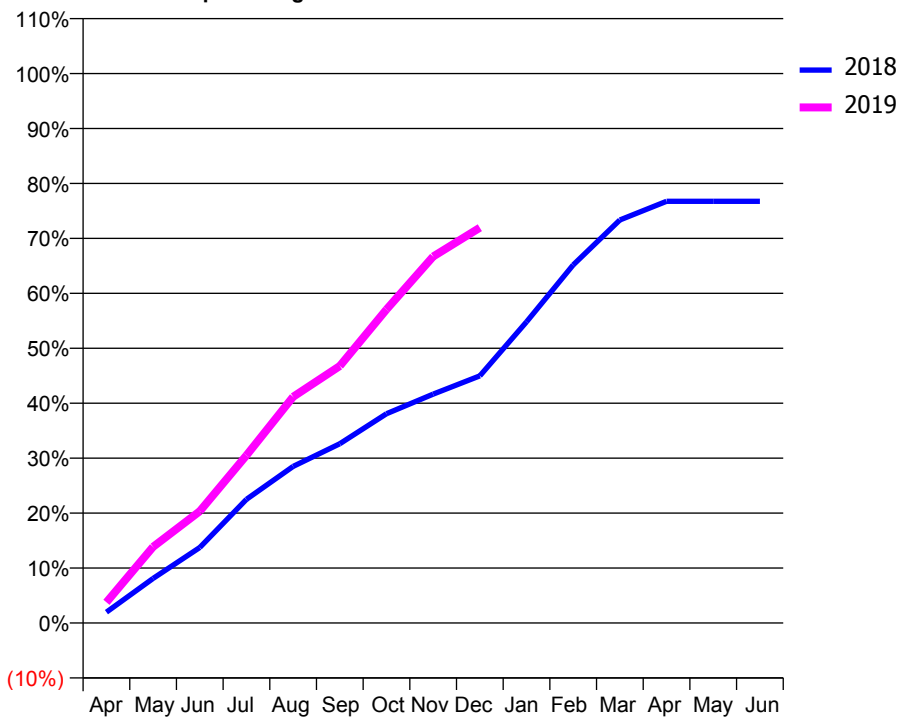
ACCESS*

Patients seen in 24 months	Total	Change since previous quarter
Quarter ending December 2017	4,669	
Quarter ending March 2018	4,607	↓
Quarter ending June 2018	4,589	→
Quarter ending September 2018	4,593	→
Quarter ending December 2018	4,515	↓
Variance since December 2017	(3.3%)	↓



ACTIVITY

Cumulative percentage of contracted UDA delivered 2018 & 2019



Month	Adjusted Scheduled Activity (UDA)	
	2018	2019
April	295	517
May	1,218	1,900
June	2,062	2,786
July	3,375	4,182
August	4,274	5,639
September	4,894	6,408
October	5,713	7,818
November	6,248	9,137
December	6,748	9,855
January	8,220	
February	9,774	
March	11,001	
April	11,511	
May	11,512	
June	11,512	

QUALITY

	Quantity	Base Number	Contract	AT	Region	England
% of FP17s for the same patient ID Re-attending within 3 months - Children	53	956	5.5%	8.9%	11.3%	11.8%
% of FP17s for the same patient ID Re-attending within 3 months - Adults	569	4,218	13.5%	13.0%	15.3%	15.6%
% of FP17s for the same patient ID Re-attending between 3 & 9 months - Children	570	956	59.6%	61.9%	61.1%	58.8%
% of FP17s for the same patient ID Re-attending between 3 & 9 months - Adults	2,170	4,218	51.4%	52.4%	52.4%	51.0%
% of FP17s for Band 1 Urgent Courses	283	4,934	5.7%	8.4%	9.5%	9.0%
% of FP17s Relating to Free Repair or Replacements	42	4,934	0.9%	0.7%	0.7%	0.8%
% of FP17s Relating to Continuations	137	4,934	2.8%	0.8%	0.8%	0.9%
% of Patients satisfied with the dentistry they have received	5	6	N/A	93.8%	93.1%	93.2%
% of Patients satisfied with the time they had to wait for an appointment	5	6	N/A	87.7%	87.8%	88.3%

* This is based on patients treated on this contract for their most recent course of treatment. Figures in italics indicate the base number of FP17s or Patient Questionnaire responses are less than 100. N/A is shown where the base number of responses is less than 10 during the period. % is calculated as Quantity/Base number*100

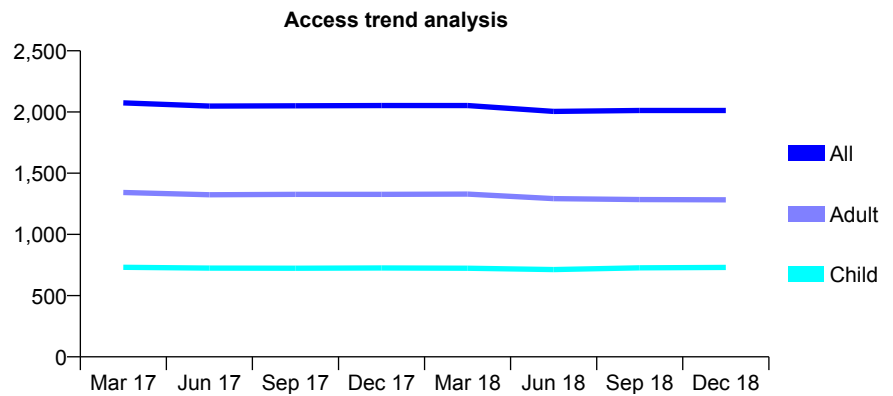
Q64 - Vital Signs At a Glance Contract Report for 108448/0001 - December 2018

Name or company name	Lyndhurst Dental Practice
Contract type name	GDS Contract
Purpose of contract	General
Contract start date	01/04/2006
Contract end date	

18/19 Contracted general activity (UDA)	4,400
Carry forward general activity (UDA)	150
18/19 Contracted orthodontic activity (UOA)	0
Carry forward orthodontic activity (UOA)	0
Baseline contract value	£95,817.73

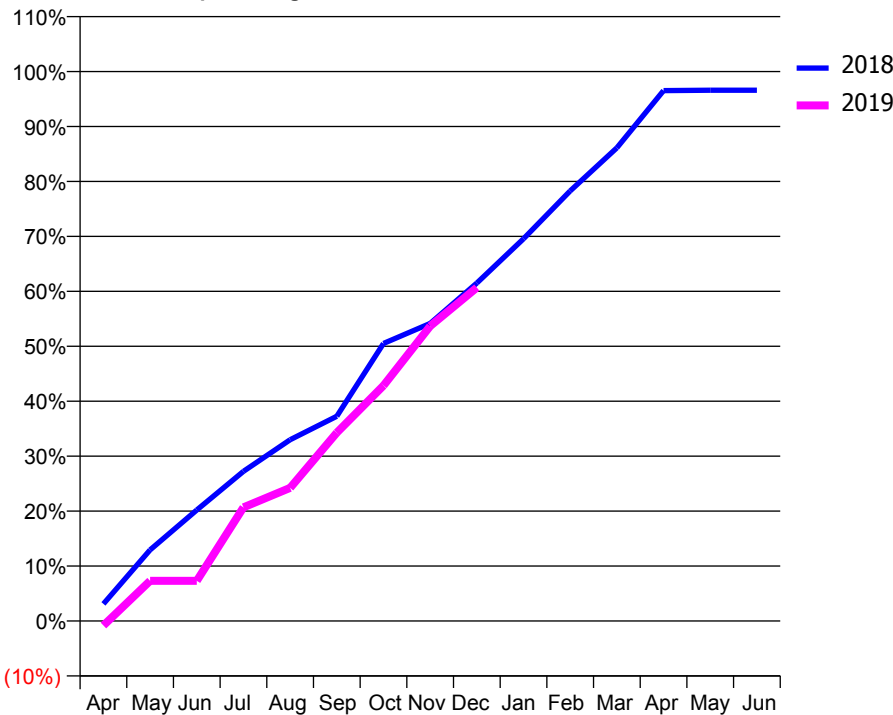
ACCESS*

Patients seen in 24 months	Total	Change since previous quarter
Quarter ending December 2017	2,053	
Quarter ending March 2018	2,053	→
Quarter ending June 2018	2,005	↓
Quarter ending September 2018	2,012	→
Quarter ending December 2018	2,013	→
Variance since December 2017	(1.9%)	↓



ACTIVITY

Cumulative percentage of contracted UDA delivered 2018 & 2019



Month	Adjusted Scheduled Activity (UDA)	
	2018	2019
April	137	-37
May	570	322
June	889	322
July	1,199	910
August	1,451	1,066
September	1,639	1,508
October	2,222	1,885
November	2,382	2,362
December	2,706	2,670
January	3,061	
February	3,444	
March	3,789	
April	4,247	
May	4,250	
June	4,250	

QUALITY

	Quantity	Base Number	Contract	AT	Region	England
% of FP17s for the same patient ID Re-attending within 3 months - Children	39	874	4.5%	8.9%	11.3%	11.8%
% of FP17s for the same patient ID Re-attending within 3 months - Adults	96	1,340	7.2%	13.0%	15.3%	15.6%
% of FP17s for the same patient ID Re-attending between 3 & 9 months - Children	562	874	64.3%	61.9%	61.1%	58.8%
% of FP17s for the same patient ID Re-attending between 3 & 9 months - Adults	882	1,340	65.8%	52.4%	52.4%	51.0%
% of FP17s for Band 1 Urgent Courses	96	1,963	4.9%	8.4%	9.5%	9.0%
% of FP17s Relating to Free Repair or Replacements	0	1,963	0.0%	0.7%	0.7%	0.8%
% of FP17s Relating to Continuations	0	1,963	0.0%	0.8%	0.8%	0.9%
% of Patients satisfied with the dentistry they have received	0	0	N/A	93.8%	93.1%	93.2%
% of Patients satisfied with the time they had to wait for an appointment	0	0	N/A	87.7%	87.8%	88.3%

* This is based on patients treated on this contract for their most recent course of treatment. Figures in italics indicate the base number of FP17s or Patient Questionnaire responses are less than 100. N/A is shown where the base number of responses is less than 10 during the period. % is calculated as Quantity/Base number*100

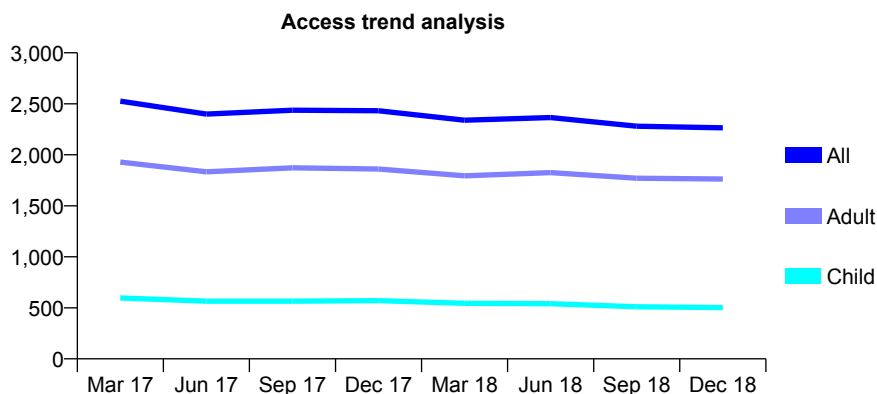
Q64 - Vital Signs At a Glance Contract Report for 108898/0001 - December 2018

Name or company name	MA Surgeries Limited
Contract type name	GDS Contract
Purpose of contract	General
Contract start date	01/04/2013
Contract end date	

18/19 Contracted general activity (UDA)	9,900
Carry forward general activity (UDA)	0
18/19 Contracted orthodontic activity (UOA)	0
Carry forward orthodontic activity (UOA)	0
Baseline contract value	£237,708.95

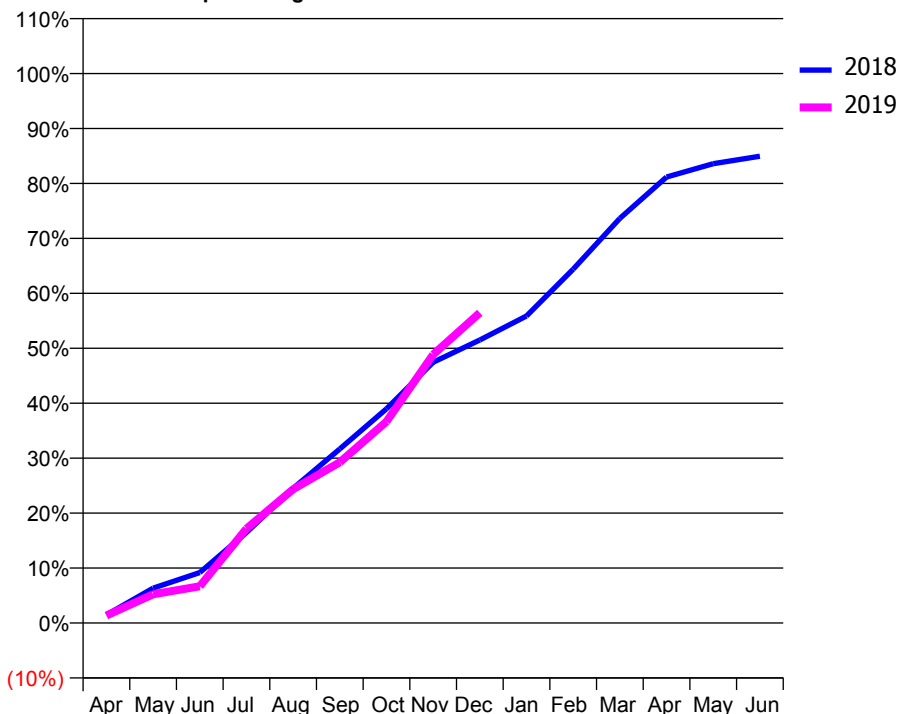
ACCESS*

Patients seen in 24 months	Total	Change since previous quarter
Quarter ending December 2017	2,432	
Quarter ending March 2018	2,339	↓
Quarter ending June 2018	2,366	→
Quarter ending September 2018	2,281	↓
Quarter ending December 2018	2,265	→
Variance since December 2017	(6.9%)	↓



ACTIVITY

Cumulative percentage of contracted UDA delivered 2018 & 2019



Month	Adjusted Scheduled Activity (UDA)	
	2018	2019
April	148	136
May	629	517
June	909	663
July	1,629	1,701
August	2,427	2,412
September	3,136	2,897
October	3,859	3,630
November	4,697	4,836
December	5,100	5,590
January	5,532	
February	6,375	
March	7,289	
April	8,035	
May	8,276	
June	8,409	

QUALITY

	Quantity	Base Number	Contract	AT	Region	England
% of FP17s for the same patient ID Re-attending within 3 months - Children	71	646	11.0%	8.9%	11.3%	11.8%
% of FP17s for the same patient ID Re-attending within 3 months - Adults	354	2,267	15.6%	13.0%	15.3%	15.6%
% of FP17s for the same patient ID Re-attending between 3 & 9 months - Children	429	646	66.4%	61.9%	61.1%	58.8%
% of FP17s for the same patient ID Re-attending between 3 & 9 months - Adults	1,435	2,267	63.3%	52.4%	52.4%	51.0%
% of FP17s for Band 1 Urgent Courses	88	2,387	3.7%	8.4%	9.5%	9.0%
% of FP17s Relating to Free Repair or Replacements	4	2,387	0.2%	0.7%	0.7%	0.8%
% of FP17s Relating to Continuations	50	2,387	2.1%	0.8%	0.8%	0.9%
% of Patients satisfied with the dentistry they have received	2	2	N/A	93.8%	93.1%	93.2%
% of Patients satisfied with the time they had to wait for an appointment	2	2	N/A	87.7%	87.8%	88.3%

* This is based on patients treated on this contract for their most recent course of treatment. Figures in italics indicate the base number of FP17s or Patient Questionnaire responses are less than 100. N/A is shown where the base number of responses is less than 10 during the period. % is calculated as Quantity/Base number*100

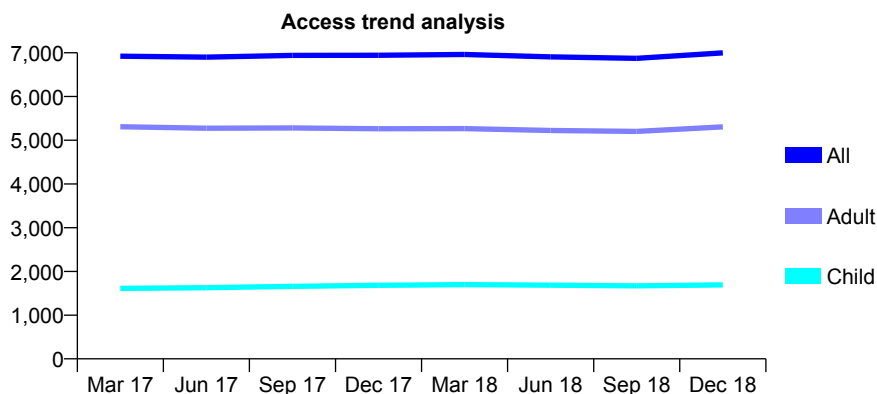
Q64 - Vital Signs At a Glance Contract Report for 108936/0001 - December 2018

Name or company name	The Health Centre Dental Practice
Contract type name	GDS Contract
Purpose of contract	General
Contract start date	01/08/2012
Contract end date	

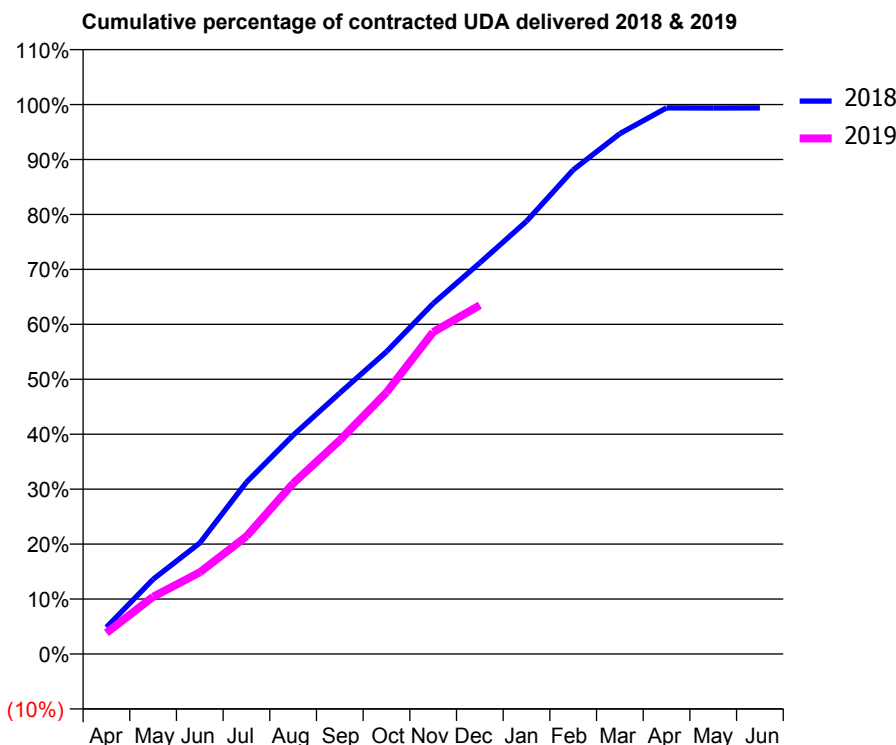
18/19 Contracted general activity (UDA)	20,000
Carry forward general activity (UDA)	122
18/19 Contracted orthodontic activity (UOA)	0
Carry forward orthodontic activity (UOA)	0
Baseline contract value	£536,486.65

ACCESS*

Patients seen in 24 months	Total	Change since previous quarter
Quarter ending December 2017	6,943	
Quarter ending March 2018	6,963	→
Quarter ending June 2018	6,908	→
Quarter ending September 2018	6,873	→
Quarter ending December 2018	6,998	→
Variance since December 2017	0.8%	→



ACTIVITY



Month	Adjusted Scheduled Activity (UDA)	
	2018	2019
April	973	769
May	2,719	2,083
June	4,042	2,971
July	6,253	4,281
August	7,960	6,212
September	9,499	7,782
October	11,006	9,521
November	12,756	11,717
December	14,240	12,694
January	15,752	
February	17,618	
March	18,942	
April	19,875	
May	19,874	
June	19,878	

QUALITY

	Quantity	Base Number	Contract	AT	Region	England
% of FP17s for the same patient ID Re-attending within 3 months - Children	88	1,820	4.8%	8.9%	11.3%	11.8%
% of FP17s for the same patient ID Re-attending within 3 months - Adults	638	5,538	11.5%	13.0%	15.3%	15.6%
% of FP17s for the same patient ID Re-attending between 3 & 9 months - Children	1,226	1,820	67.4%	61.9%	61.1%	58.8%
% of FP17s for the same patient ID Re-attending between 3 & 9 months - Adults	3,352	5,538	60.5%	52.4%	52.4%	51.0%
% of FP17s for Band 1 Urgent Courses	415	6,881	6.0%	8.4%	9.5%	9.0%
% of FP17s Relating to Free Repair or Replacements	34	6,881	0.5%	0.7%	0.7%	0.8%
% of FP17s Relating to Continuations	56	6,881	0.8%	0.8%	0.8%	0.9%
% of Patients satisfied with the dentistry they have received	12	13	92.3%	93.8%	93.1%	93.2%
% of Patients satisfied with the time they had to wait for an appointment	11	13	84.6%	87.7%	87.8%	88.3%

* This is based on patients treated on this contract for their most recent course of treatment. Figures in italics indicate the base number of FP17s or Patient Questionnaire responses are less than 100. N/A is shown where the base number of responses is less than 10 during the period. % is calculated as Quantity/Base number*100

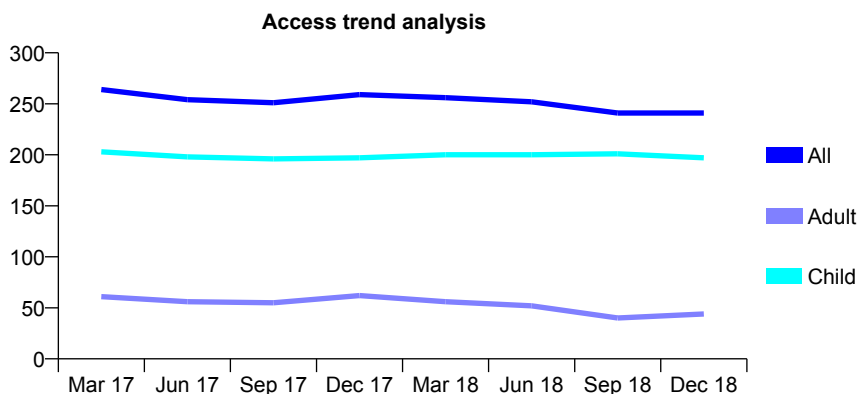
Q64 - Vital Signs At a Glance Contract Report for 109002/0001 - December 2018

Name or company name	Dr Dominic Killian Ltd
Contract type name	GDS Contract
Purpose of contract	General
Contract start date	01/10/2008
Contract end date	

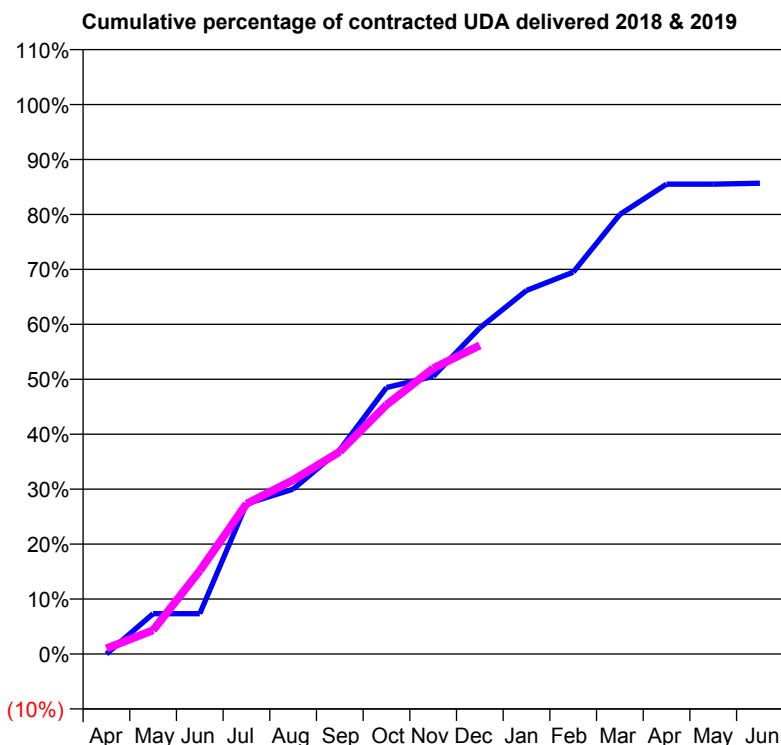
18/19 Contracted general activity (UDA)	600
Carry forward general activity (UDA)	0
18/19 Contracted orthodontic activity (UOA)	0
Carry forward orthodontic activity (UOA)	0
Baseline contract value	£16,793.57

ACCESS*

Patients seen in 24 months	Total	Change since previous quarter
Quarter ending December 2017	259	
Quarter ending March 2018	256	↓
Quarter ending June 2018	252	↓
Quarter ending September 2018	241	↓
Quarter ending December 2018	241	→
Variance since December 2017	(6.9%)	↓



ACTIVITY



Month	Adjusted Scheduled Activity (UDA)	
	2018	2019
April	0	6
May	44	26
June	44	91
July	164	164
August	180	190
September	223	221
October	291	272
November	303	312
December	356	337
January	397	
February	417	
March	480	
April	513	
May	513	
June	514	

QUALITY

	Quantity	Base Number	Contract	AT	Region	England
% of FP17s for the same patient ID Re-attending within 3 months - Children	7	233	3.0%	8.9%	11.3%	11.8%
% of FP17s for the same patient ID Re-attending within 3 months - Adults	0	16	0.0%	13.0%	15.3%	15.6%
% of FP17s for the same patient ID Re-attending between 3 & 9 months - Children	169	233	72.5%	61.9%	61.1%	58.8%
% of FP17s for the same patient ID Re-attending between 3 & 9 months - Adults	14	16	87.5%	52.4%	52.4%	51.0%
% of FP17s for Band 1 Urgent Courses	0	223	0.0%	8.4%	9.5%	9.0%
% of FP17s Relating to Free Repair or Replacements	0	223	0.0%	0.7%	0.7%	0.8%
% of FP17s Relating to Continuations	0	223	0.0%	0.8%	0.8%	0.9%
% of Patients satisfied with the dentistry they have received	0	0	N/A	93.8%	93.1%	93.2%
% of Patients satisfied with the time they had to wait for an appointment	0	0	N/A	87.7%	87.8%	88.3%

* This is based on patients treated on this contract for their most recent course of treatment. Figures in italics indicate the base number of FP17s or Patient Questionnaire responses are less than 100. N/A is shown where the base number of responses is less than 10 during the period. % is calculated as Quantity/Base number*100

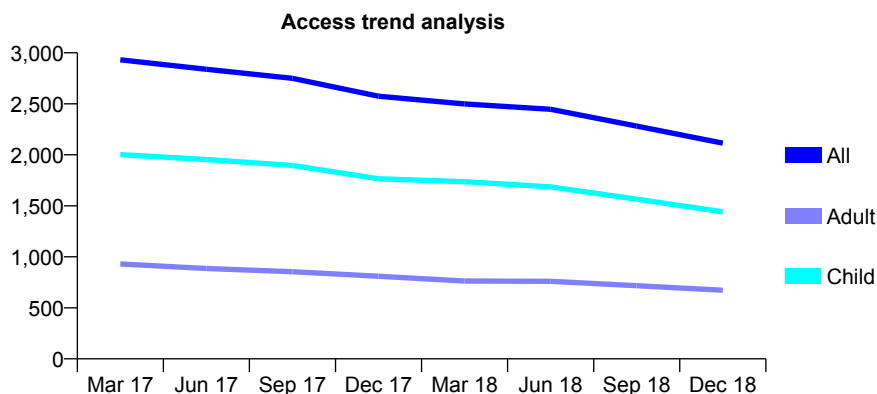
Q64 - Vital Signs At a Glance Contract Report for 113387/0001 - December 2018

Name or company name	Hanlon, Gardner Dental Surgeons
Contract type name	GDS Contract
Purpose of contract	General and Orthodontic
Contract start date	01/04/2006
Contract end date	

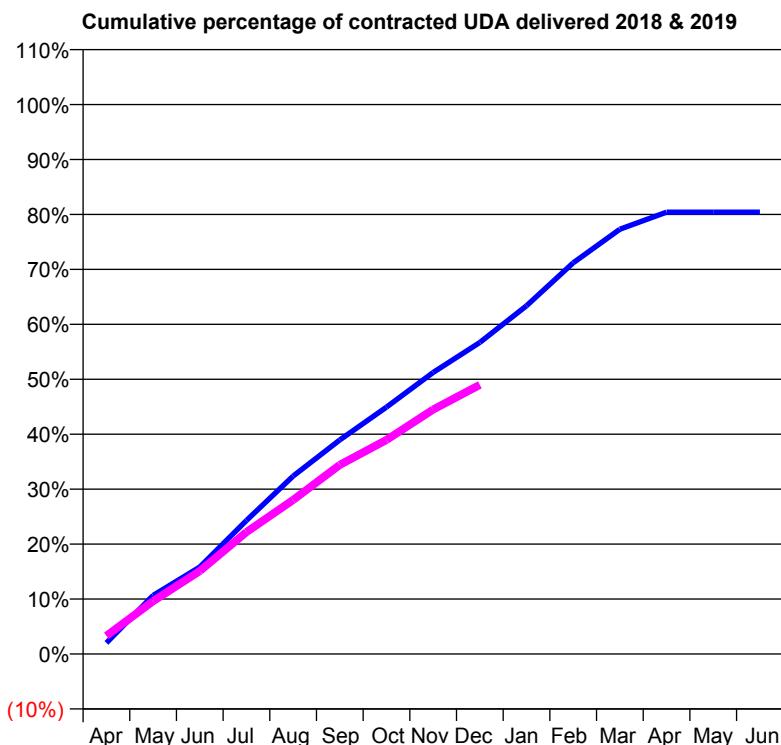
18/19 Contracted general activity (UDA)	5,000
Carry forward general activity (UDA)	0
18/19 Contracted orthodontic activity (UOA)	896
Carry forward orthodontic activity (UOA)	0
Baseline contract value	£171,622.87

ACCESS*

Patients seen in 24 months	Total	Change since previous quarter
Quarter ending December 2017	2,575	
Quarter ending March 2018	2,499	↓
Quarter ending June 2018	2,446	↓
Quarter ending September 2018	2,282	↓
Quarter ending December 2018	2,114	↓
Variance since December 2017	(17.9%)	↓



ACTIVITY



Month	Adjusted Scheduled Activity (UDA)	
	2018	2019
April	111	165
May	585	481
June	869	756
July	1,333	1,109
August	1,776	1,403
September	2,137	1,721
October	2,463	1,948
November	2,809	2,225
December	3,109	2,449
January	3,474	
February	3,904	
March	4,239	
April	4,409	
May	4,409	
June	4,409	

QUALITY

	Quantity	Base Number	Contract	AT	Region	England
% of FP17s for the same patient ID Re-attending within 3 months - Children	215	1,603	13.4%	8.9%	11.3%	11.8%
% of FP17s for the same patient ID Re-attending within 3 months - Adults	63	388	16.2%	13.0%	15.3%	15.6%
% of FP17s for the same patient ID Re-attending between 3 & 9 months - Children	1,012	1,603	63.1%	61.9%	61.1%	58.8%
% of FP17s for the same patient ID Re-attending between 3 & 9 months - Adults	221	388	57.0%	52.4%	52.4%	51.0%
% of FP17s for Band 1 Urgent Courses	77	1,775	4.3%	8.4%	9.5%	9.0%
% of FP17s Relating to Free Repair or Replacements	0	1,775	0.0%	0.7%	0.7%	0.8%
% of FP17s Relating to Continuations	51	1,775	2.9%	0.8%	0.8%	0.9%
% of Patients satisfied with the dentistry they have received	3	3	N/A	93.8%	93.1%	93.2%
% of Patients satisfied with the time they had to wait for an appointment	3	3	N/A	87.7%	87.8%	88.3%

* This is based on patients treated on this contract for their most recent course of treatment. Figures in italics indicate the base number of FP17s or Patient Questionnaire responses are less than 100. N/A is shown where the base number of responses is less than 10 during the period. % is calculated as Quantity/Base number*100

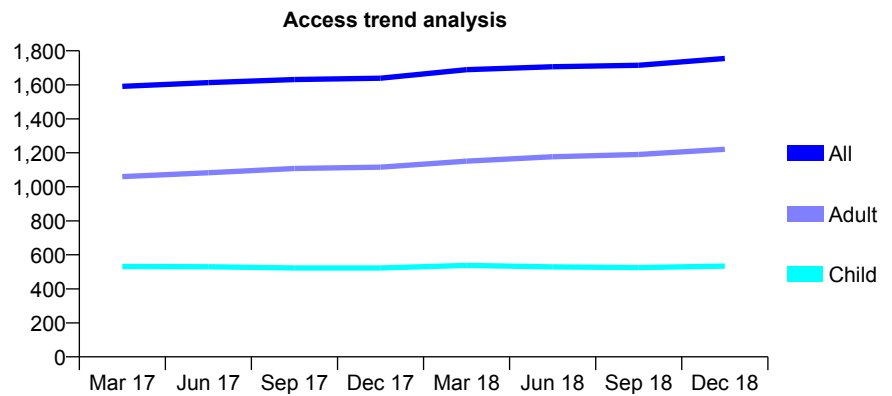
Q64 - Vital Signs At a Glance Contract Report for 114588/0001 - December 2018

Name or company name	Ferndale Dental Clinic Limited
Contract type name	GDS Contract
Purpose of contract	General
Contract start date	01/04/2008
Contract end date	

18/19 Contracted general activity (UDA)	6,764
Carry forward general activity (UDA)	199
18/19 Contracted orthodontic activity (UOA)	0
Carry forward orthodontic activity (UOA)	0
Baseline contract value	£168,105.02

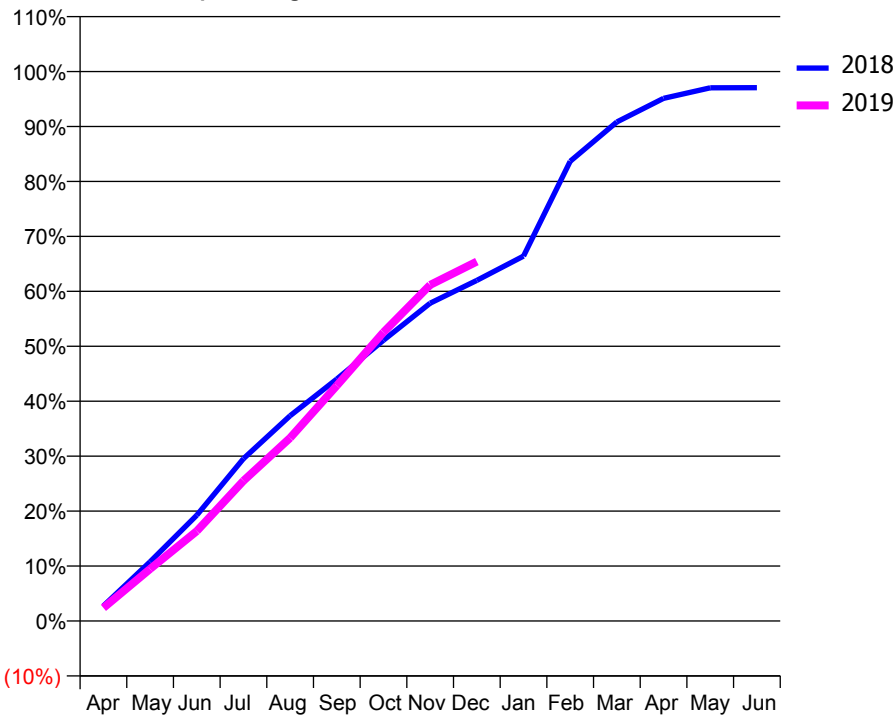
ACCESS*

Patients seen in 24 months	Total	Change since previous quarter
Quarter ending December 2017	1,639	
Quarter ending March 2018	1,689	↑
Quarter ending June 2018	1,706	→
Quarter ending September 2018	1,715	→
Quarter ending December 2018	1,755	↑
Variance since December 2017	7.1%	↑



ACTIVITY

Cumulative percentage of contracted UDA delivered 2018 & 2019



Month	Adjusted Scheduled Activity (UDA)	
	2018	2019
April	186	161
May	730	640
June	1,303	1,107
July	1,998	1,727
August	2,527	2,255
September	2,978	2,898
October	3,455	3,555
November	3,913	4,138
December	4,193	4,425
January	4,492	
February	5,659	
March	6,144	
April	6,434	
May	6,562	
June	6,565	

QUALITY

	Quantity	Base Number	Contract	AT	Region	England
% of FP17s for the same patient ID Re-attending within 3 months - Children	51	707	7.2%	8.9%	11.3%	11.8%
% of FP17s for the same patient ID Re-attending within 3 months - Adults	131	1,377	9.5%	13.0%	15.3%	15.6%
% of FP17s for the same patient ID Re-attending between 3 & 9 months - Children	550	707	77.8%	61.9%	61.1%	58.8%
% of FP17s for the same patient ID Re-attending between 3 & 9 months - Adults	964	1,377	70.0%	52.4%	52.4%	51.0%
% of FP17s for Band 1 Urgent Courses	76	1,972	3.9%	8.4%	9.5%	9.0%
% of FP17s Relating to Free Repair or Replacements	9	1,972	0.5%	0.7%	0.7%	0.8%
% of FP17s Relating to Continuations	13	1,972	0.7%	0.8%	0.8%	0.9%
% of Patients satisfied with the dentistry they have received	4	4	N/A	93.8%	93.1%	93.2%
% of Patients satisfied with the time they had to wait for an appointment	4	4	N/A	87.7%	87.8%	88.3%

* This is based on patients treated on this contract for their most recent course of treatment. Figures in italics indicate the base number of FP17s or Patient Questionnaire responses are less than 100. N/A is shown where the base number of responses is less than 10 during the period. % is calculated as Quantity/Base number*100

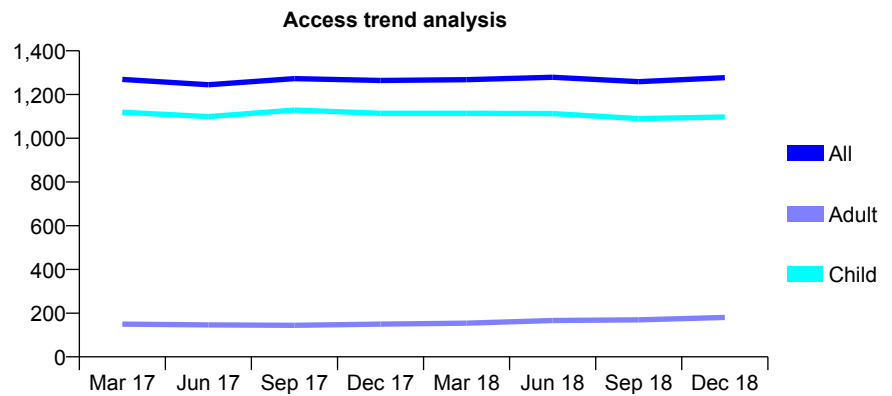
Q64 - Vital Signs At a Glance Contract Report for 117617/0001 - December 2018

Name or company name	Barley Mow Dental Care
Contract type name	GDS Contract
Purpose of contract	General
Contract start date	01/04/2006
Contract end date	

18/19 Contracted general activity (UDA)	3,100
Carry forward general activity (UDA)	0
18/19 Contracted orthodontic activity (UOA)	0
Carry forward orthodontic activity (UOA)	0
Baseline contract value	£75,925.08

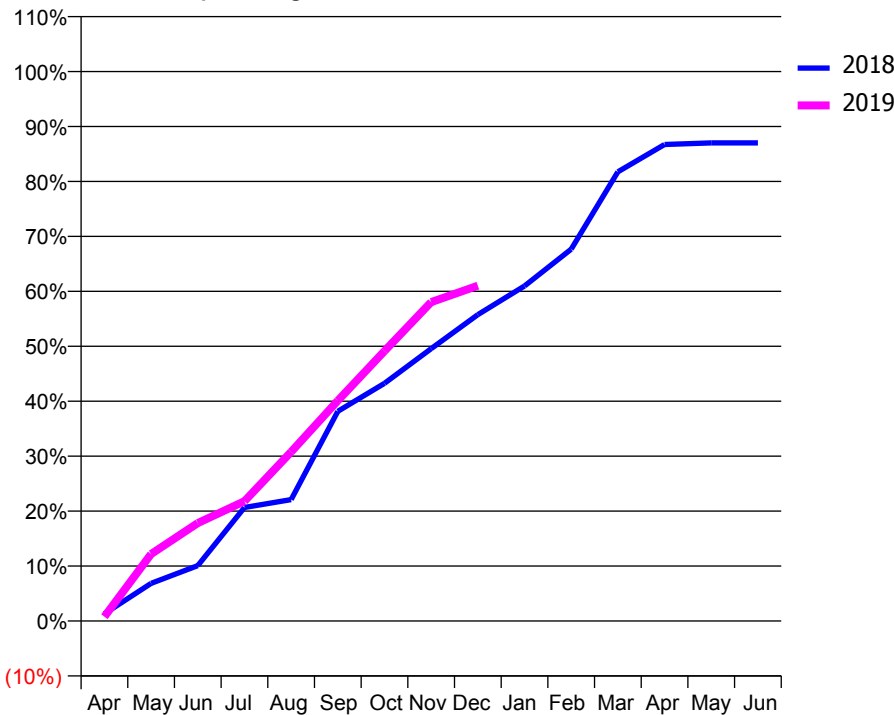
ACCESS*

Patients seen in 24 months	Total	Change since previous quarter
Quarter ending December 2017	1,264	
Quarter ending March 2018	1,268	→
Quarter ending June 2018	1,279	→
Quarter ending September 2018	1,259	↓
Quarter ending December 2018	1,277	→
Variance since December 2017	1.0%	→



ACTIVITY

Cumulative percentage of contracted UDA delivered 2018 & 2019



Month	Adjusted Scheduled Activity (UDA)	
	2018	2019
April	41	24
May	212	378
June	313	552
July	641	676
August	685	954
September	1,183	1,243
October	1,341	1,523
November	1,537	1,799
December	1,728	1,892
January	1,890	
February	2,098	
March	2,534	
April	2,688	
May	2,697	
June	2,697	

QUALITY

	Quantity	Base Number	Contract	AT	Region	England
% of FP17s for the same patient ID Re-attending within 3 months - Children	170	1,500	11.3%	8.9%	11.3%	11.8%
% of FP17s for the same patient ID Re-attending within 3 months - Adults	7	53	13.2%	13.0%	15.3%	15.6%
% of FP17s for the same patient ID Re-attending between 3 & 9 months - Children	925	1,500	61.7%	61.9%	61.1%	58.8%
% of FP17s for the same patient ID Re-attending between 3 & 9 months - Adults	39	53	73.6%	52.4%	52.4%	51.0%
% of FP17s for Band 1 Urgent Courses	34	1,458	2.3%	8.4%	9.5%	9.0%
% of FP17s Relating to Free Repair or Replacements	1	1,458	0.1%	0.7%	0.7%	0.8%
% of FP17s Relating to Continuations	0	1,458	0.0%	0.8%	0.8%	0.9%
% of Patients satisfied with the dentistry they have received	0	0	N/A	93.8%	93.1%	93.2%
% of Patients satisfied with the time they had to wait for an appointment	0	0	N/A	87.7%	87.8%	88.3%

* This is based on patients treated on this contract for their most recent course of treatment. Figures in italics indicate the base number of FP17s or Patient Questionnaire responses are less than 100. N/A is shown where the base number of responses is less than 10 during the period. % is calculated as Quantity/Base number*100

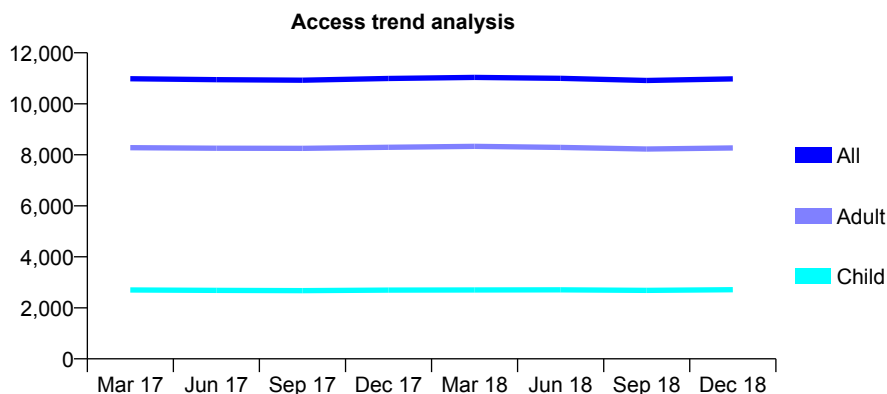
Q64 - Vital Signs At a Glance Contract Report for 117811/0001 - December 2018

Name or company name	Chipping Manor Dental Practice Ltd.
Contract type name	GDS Contract
Purpose of contract	General
Contract start date	01/04/2008
Contract end date	

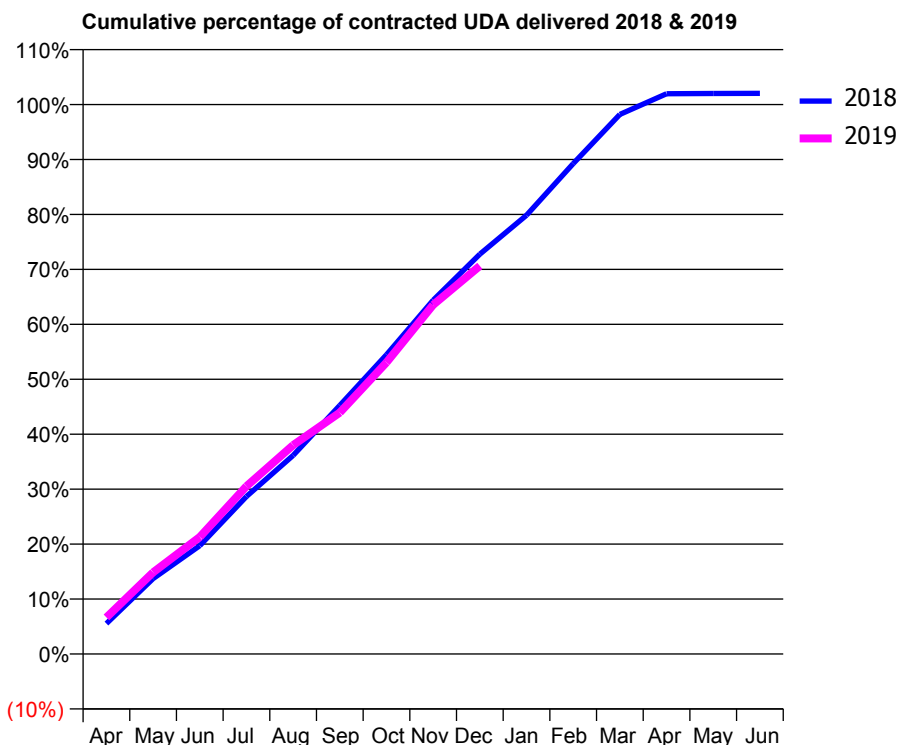
18/19 Contracted general activity (UDA)	33,004
Carry forward general activity (UDA)	-660
18/19 Contracted orthodontic activity (UOA)	0
Carry forward orthodontic activity (UOA)	0
Baseline contract value	£919,956.91

ACCESS*

Patients seen in 24 months	Total	Change since previous quarter
Quarter ending December 2017	10,991	
Quarter ending March 2018	11,033	→
Quarter ending June 2018	10,997	→
Quarter ending September 2018	10,915	→
Quarter ending December 2018	10,978	→
Variance since December 2017	(0.1%)	→



ACTIVITY



Month	Adjusted Scheduled Activity (UDA)	
	2018	2019
April	1,830	2,196
May	4,533	4,902
June	6,509	7,026
July	9,465	10,079
August	11,928	12,550
September	14,931	14,500
October	17,978	17,508
November	21,252	20,975
December	24,013	23,309
January	26,357	
February	29,453	
March	32,407	
April	33,649	
May	33,666	
June	33,671	

QUALITY

	Quantity	Base Number	Contract	AT	Region	England
% of FP17s for the same patient ID Re-attending within 3 months - Children	237	3,237	7.3%	8.9%	11.3%	11.8%
% of FP17s for the same patient ID Re-attending within 3 months - Adults	1,335	8,652	15.4%	13.0%	15.3%	15.6%
% of FP17s for the same patient ID Re-attending between 3 & 9 months - Children	2,165	3,237	66.9%	61.9%	61.1%	58.8%
% of FP17s for the same patient ID Re-attending between 3 & 9 months - Adults	4,393	8,652	50.8%	52.4%	52.4%	51.0%
% of FP17s for Band 1 Urgent Courses	1,291	10,843	11.9%	8.4%	9.5%	9.0%
% of FP17s Relating to Free Repair or Replacements	123	10,843	1.1%	0.7%	0.7%	0.8%
% of FP17s Relating to Continuations	55	10,843	0.5%	0.8%	0.8%	0.9%
% of Patients satisfied with the dentistry they have received	10	10	100.0%	93.8%	93.1%	93.2%
% of Patients satisfied with the time they had to wait for an appointment	6	10	60.0%	87.7%	87.8%	88.3%

* This is based on patients treated on this contract for their most recent course of treatment. Figures in italics indicate the base number of FP17s or Patient Questionnaire responses are less than 100. N/A is shown where the base number of responses is less than 10 during the period. % is calculated as Quantity/Base number*100

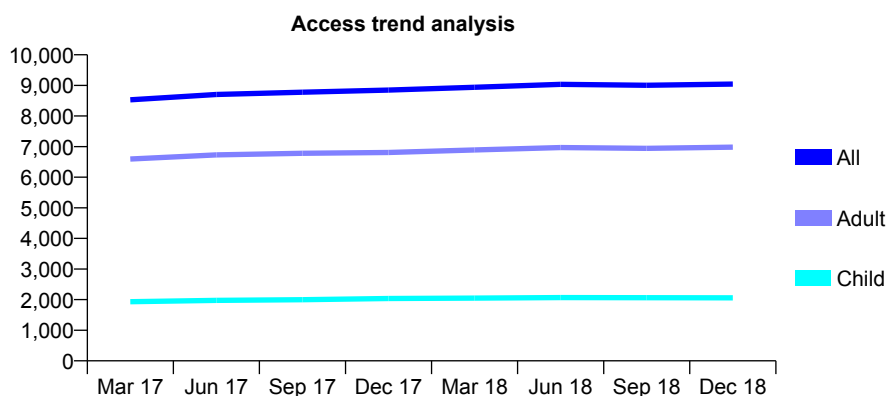
Q64 - Vital Signs At a Glance Contract Report for 117811/0002 - December 2018

Name or company name	Chipping Manor Dental Practice Ltd.
Contract type name	GDS Contract
Purpose of contract	General
Contract start date	17/09/2008
Contract end date	

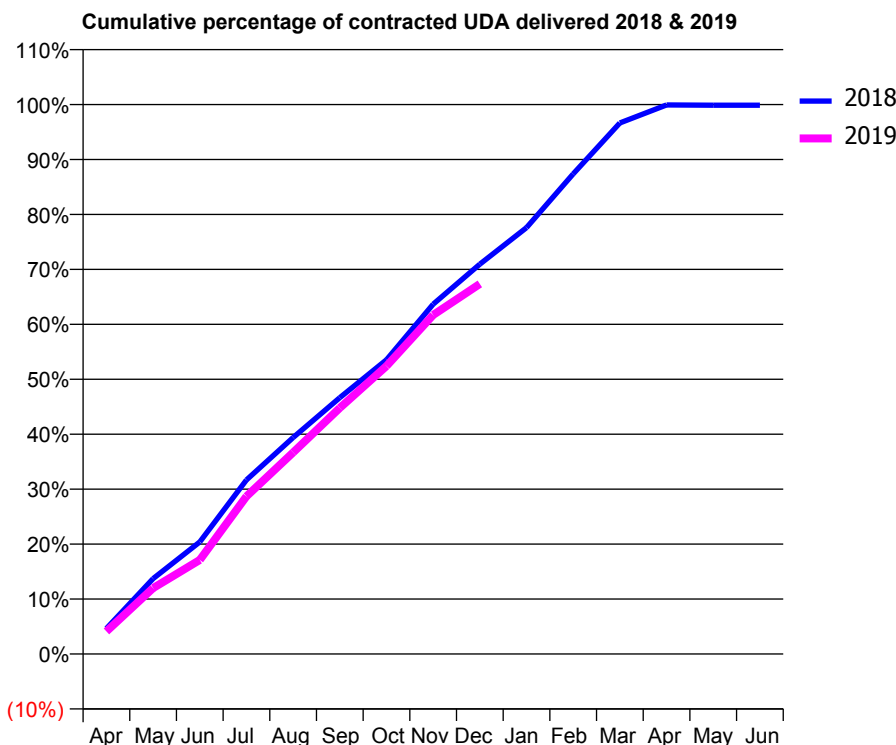
18/19 Contracted general activity (UDA)	26,100
Carry forward general activity (UDA)	34
18/19 Contracted orthodontic activity (UOA)	0
Carry forward orthodontic activity (UOA)	0
Baseline contract value	£695,399.83

ACCESS*

Patients seen in 24 months	Total	Change since previous quarter
Quarter ending December 2017	8,846	
Quarter ending March 2018	8,939	→
Quarter ending June 2018	9,035	→
Quarter ending September 2018	9,006	→
Quarter ending December 2018	9,044	→
Variance since December 2017	2.2%	↑



ACTIVITY



Month	Adjusted Scheduled Activity (UDA)	
	2018	2019
April	1,212	1,072
May	3,584	3,133
June	5,323	4,466
July	8,268	7,488
August	10,283	9,575
September	12,178	11,691
October	13,978	13,675
November	16,616	16,103
December	18,516	17,579
January	20,251	
February	22,804	
March	25,222	
April	26,082	
May	26,065	
June	26,066	

QUALITY

	Quantity	Base Number	Contract	AT	Region	England
% of FP17s for the same patient ID Re-attending within 3 months - Children	126	2,523	5.0%	8.9%	11.3%	11.8%
% of FP17s for the same patient ID Re-attending within 3 months - Adults	760	6,899	11.0%	13.0%	15.3%	15.6%
% of FP17s for the same patient ID Re-attending between 3 & 9 months - Children	1,749	2,523	69.3%	61.9%	61.1%	58.8%
% of FP17s for the same patient ID Re-attending between 3 & 9 months - Adults	3,289	6,899	47.7%	52.4%	52.4%	51.0%
% of FP17s for Band 1 Urgent Courses	403	9,033	4.5%	8.4%	9.5%	9.0%
% of FP17s Relating to Free Repair or Replacements	231	9,033	2.6%	0.7%	0.7%	0.8%
% of FP17s Relating to Continuations	111	9,033	1.2%	0.8%	0.8%	0.9%
% of Patients satisfied with the dentistry they have received	11	12	91.7%	93.8%	93.1%	93.2%
% of Patients satisfied with the time they had to wait for an appointment	12	12	100.0%	87.7%	87.8%	88.3%

* This is based on patients treated on this contract for their most recent course of treatment. Figures in italics indicate the base number of FP17s or Patient Questionnaire responses are less than 100. N/A is shown where the base number of responses is less than 10 during the period. % is calculated as Quantity/Base number*100

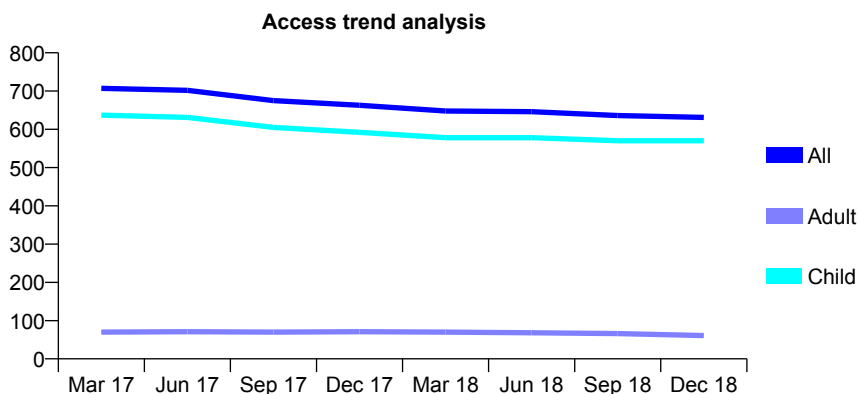
Q64 - Vital Signs At a Glance Contract Report for 118222/0002 - December 2018

Name or company name	Long Street Dental
Contract type name	GDS Contract
Purpose of contract	General
Contract start date	01/05/2006
Contract end date	

18/19 Contracted general activity (UDA)	1,300
Carry forward general activity (UDA)	35
18/19 Contracted orthodontic activity (UOA)	0
Carry forward orthodontic activity (UOA)	0
Baseline contract value	£35,056.88

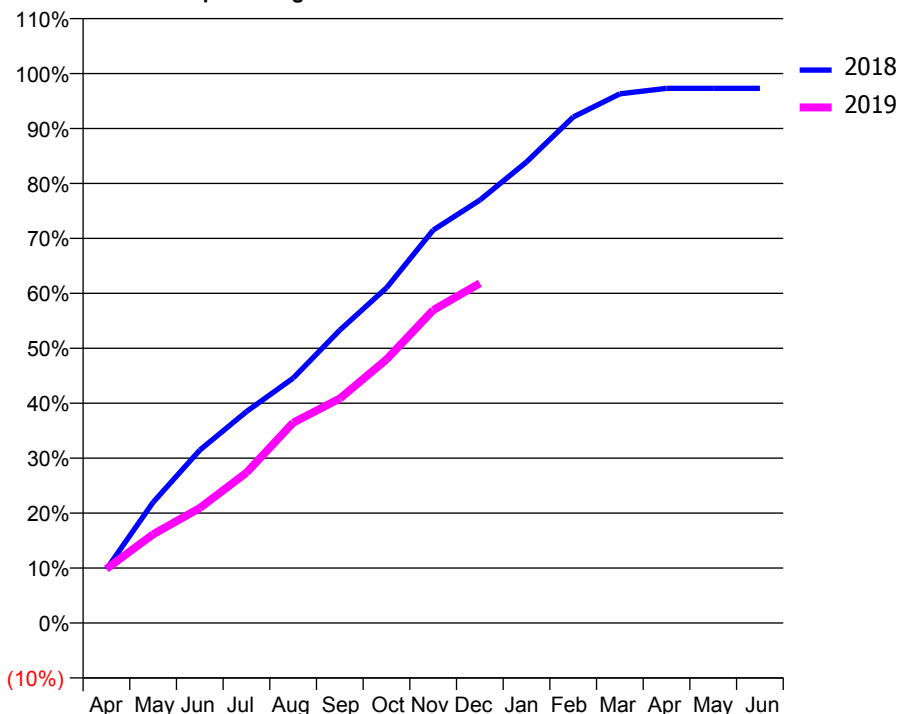
ACCESS*

Patients seen in 24 months	Total	Change since previous quarter
Quarter ending December 2017	663	
Quarter ending March 2018	648	↓
Quarter ending June 2018	646	→
Quarter ending September 2018	636	↓
Quarter ending December 2018	631	→
Variance since December 2017	(4.8%)	↓



ACTIVITY

Cumulative percentage of contracted UDA delivered 2018 & 2019



Month	Adjusted Scheduled Activity (UDA)	
	2018	2019
April	127	128
May	286	210
June	409	272
July	500	356
August	579	474
September	693	531
October	793	624
November	930	740
December	1,000	804
January	1,091	
February	1,197	
March	1,252	
April	1,265	
May	1,265	
June	1,265	

QUALITY

	Quantity	Base Number	Contract	AT	Region	England
% of FP17s for the same patient ID Re-attending within 3 months - Children	37	746	5.0%	8.9%	11.3%	11.8%
% of FP17s for the same patient ID Re-attending within 3 months - Adults	0	0	N/A	13.0%	15.3%	15.6%
% of FP17s for the same patient ID Re-attending between 3 & 9 months - Children	576	746	77.2%	61.9%	61.1%	58.8%
% of FP17s for the same patient ID Re-attending between 3 & 9 months - Adults	0	0	N/A	52.4%	52.4%	51.0%
% of FP17s for Band 1 Urgent Courses	19	726	2.6%	8.4%	9.5%	9.0%
% of FP17s Relating to Free Repair or Replacements	0	726	0.0%	0.7%	0.7%	0.8%
% of FP17s Relating to Continuations	11	726	1.5%	0.8%	0.8%	0.9%
% of Patients satisfied with the dentistry they have received	0	0	N/A	93.8%	93.1%	93.2%
% of Patients satisfied with the time they had to wait for an appointment	0	0	N/A	87.7%	87.8%	88.3%

* This is based on patients treated on this contract for their most recent course of treatment. Figures in italics indicate the base number of FP17s or Patient Questionnaire responses are less than 100. N/A is shown where the base number of responses is less than 10 during the period. % is calculated as Quantity/Base number*100

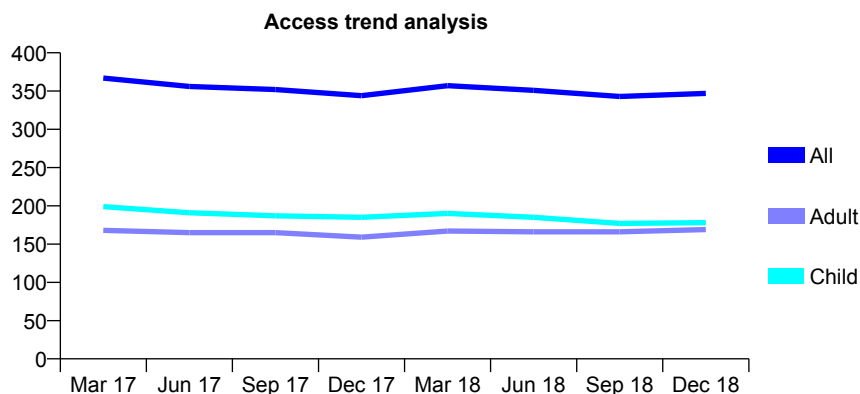
Q64 - Vital Signs At a Glance Contract Report for 119504/0001 - December 2018

Name or company name	Mr CS Lambert-Rose
Contract type name	GDS Contract
Purpose of contract	General
Contract start date	18/05/2012
Contract end date	

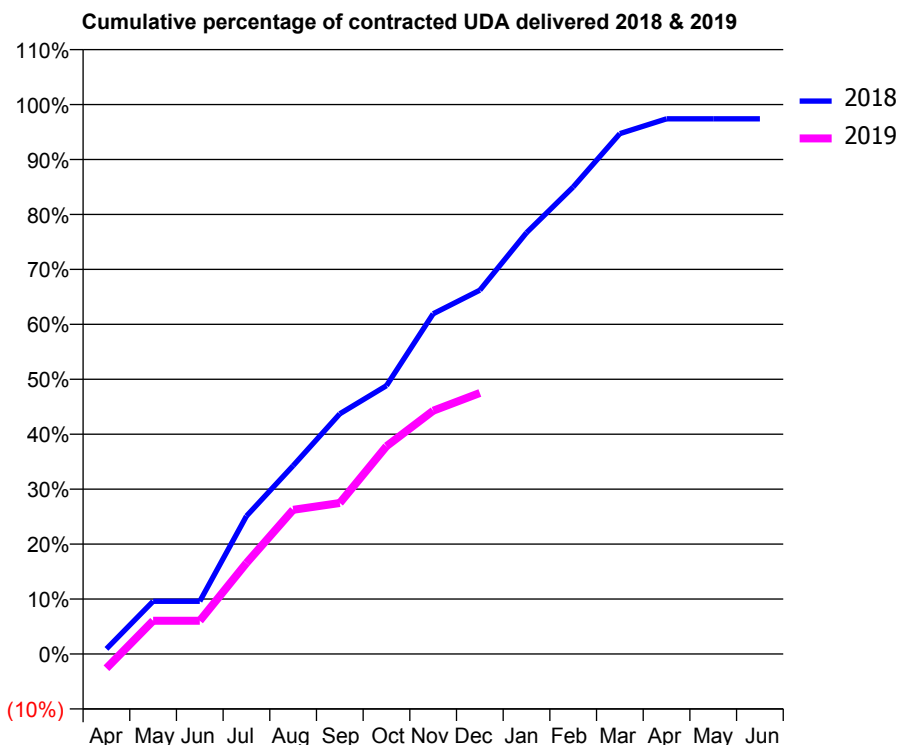
18/19 Contracted general activity (UDA)	650
Carry forward general activity (UDA)	17
18/19 Contracted orthodontic activity (UOA)	0
Carry forward orthodontic activity (UOA)	0
Baseline contract value	£14,694.51

ACCESS*

Patients seen in 24 months	Total	Change since previous quarter
Quarter ending December 2017	344	
Quarter ending March 2018	357	↑
Quarter ending June 2018	351	↓
Quarter ending September 2018	343	↓
Quarter ending December 2018	347	→
Variance since December 2017	0.9%	→



ACTIVITY



Month	Adjusted Scheduled Activity (UDA)	
	2018	2019
April	6	-17
May	62	39
June	62	39
July	163	108
August	223	171
September	284	179
October	317	246
November	402	288
December	430	309
January	498	
February	552	
March	616	
April	633	
May	633	
June	633	

QUALITY

	Quantity	Base Number	Contract	AT	Region	England
% of FP17s for the same patient ID Re-attending within 3 months - Children	3	130	2.3%	8.9%	11.3%	11.8%
% of FP17s for the same patient ID Re-attending within 3 months - Adults	8	105	7.6%	13.0%	15.3%	15.6%
% of FP17s for the same patient ID Re-attending between 3 & 9 months - Children	45	130	34.6%	61.9%	61.1%	58.8%
% of FP17s for the same patient ID Re-attending between 3 & 9 months - Adults	27	105	25.7%	52.4%	52.4%	51.0%
% of FP17s for Band 1 Urgent Courses	4	220	1.8%	8.4%	9.5%	9.0%
% of FP17s Relating to Free Repair or Replacements	0	220	0.0%	0.7%	0.7%	0.8%
% of FP17s Relating to Continuations	1	220	0.5%	0.8%	0.8%	0.9%
% of Patients satisfied with the dentistry they have received	1	1	N/A	93.8%	93.1%	93.2%
% of Patients satisfied with the time they had to wait for an appointment	1	1	N/A	87.7%	87.8%	88.3%

* This is based on patients treated on this contract for their most recent course of treatment. Figures in italics indicate the base number of FP17s or Patient Questionnaire responses are less than 100. N/A is shown where the base number of responses is less than 10 during the period. % is calculated as Quantity/Base number*100

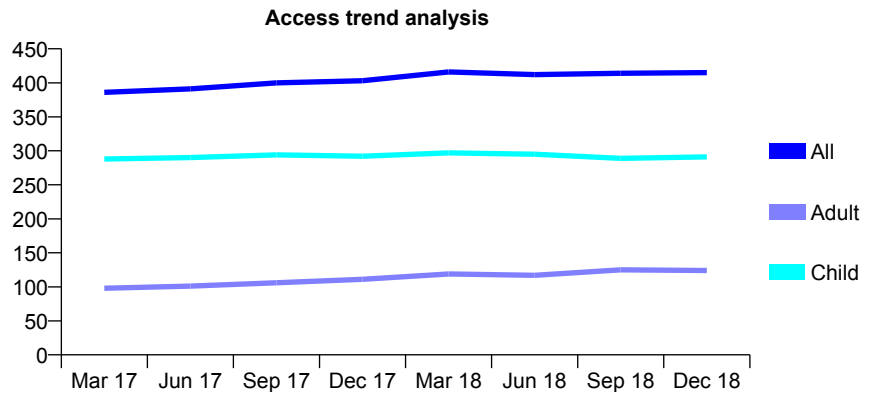
Q64 - Vital Signs At a Glance Contract Report for 119733/0001 - December 2018

Name or company name	CD Rosser Dental Practice Ltd
Contract type name	GDS Contract
Purpose of contract	General
Contract start date	01/07/2012
Contract end date	

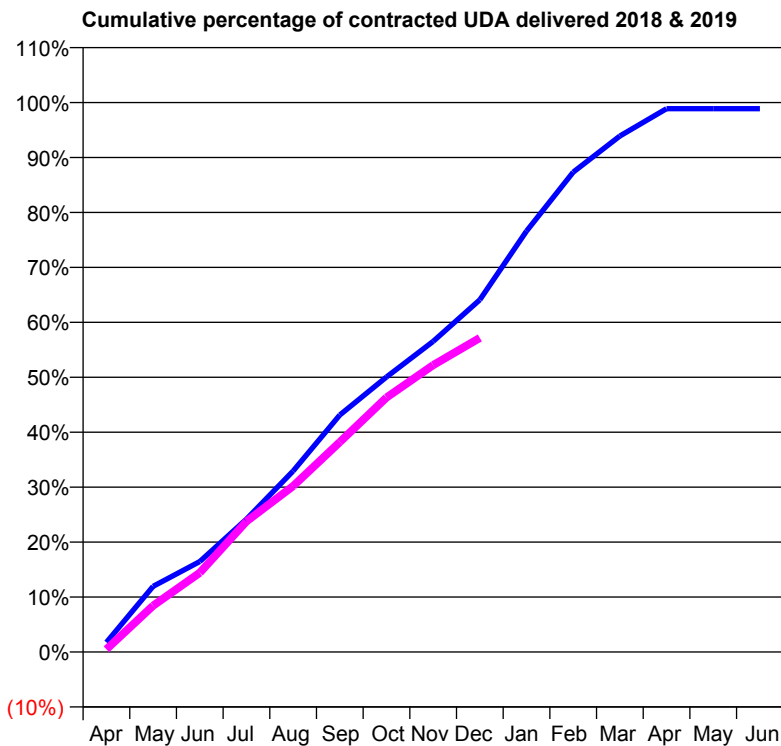
18/19 Contracted general activity (UDA)	1,187
Carry forward general activity (UDA)	13
18/19 Contracted orthodontic activity (UOA)	0
Carry forward orthodontic activity (UOA)	0
Baseline contract value	£27,284.94

ACCESS*

Patients seen in 24 months	Total	Change since previous quarter
Quarter ending December 2017	403	
Quarter ending March 2018	416	↑
Quarter ending June 2018	412	→
Quarter ending September 2018	414	→
Quarter ending December 2018	415	→
Variance since December 2017	3.0%	↑



ACTIVITY



Month	Adjusted Scheduled Activity (UDA)	
	2018	2019
April	21	6
May	142	100
June	195	171
July	287	282
August	391	358
September	512	453
October	594	550
November	671	620
December	761	679
January	909	
February	1,036	
March	1,115	
April	1,174	
May	1,174	
June	1,174	

QUALITY

	Quantity	Base Number	Contract	AT	Region	England
% of FP17s for the same patient ID Re-attending within 3 months - Children	37	377	9.8%	8.9%	11.3%	11.8%
% of FP17s for the same patient ID Re-attending within 3 months - Adults	10	89	11.2%	13.0%	15.3%	15.6%
% of FP17s for the same patient ID Re-attending between 3 & 9 months - Children	254	377	67.4%	61.9%	61.1%	58.8%
% of FP17s for the same patient ID Re-attending between 3 & 9 months - Adults	62	89	69.7%	52.4%	52.4%	51.0%
% of FP17s for Band 1 Urgent Courses	3	429	0.7%	8.4%	9.5%	9.0%
% of FP17s Relating to Free Repair or Replacements	0	429	0.0%	0.7%	0.7%	0.8%
% of FP17s Relating to Continuations	0	429	0.0%	0.8%	0.8%	0.9%
% of Patients satisfied with the dentistry they have received	0	0	N/A	93.8%	93.1%	93.2%
% of Patients satisfied with the time they had to wait for an appointment	0	0	N/A	87.7%	87.8%	88.3%

* This is based on patients treated on this contract for their most recent course of treatment. Figures in italics indicate the base number of FP17s or Patient Questionnaire responses are less than 100. N/A is shown where the base number of responses is less than 10 during the period. % is calculated as Quantity/Base number*100

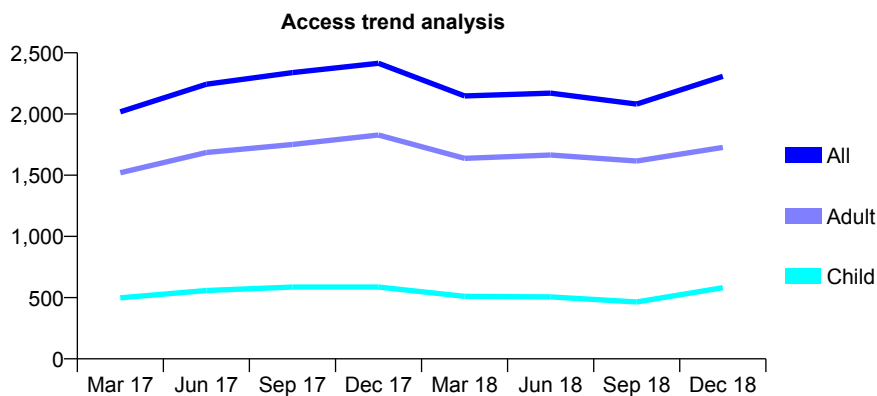
Q64 - Vital Signs At a Glance Contract Report for 121851/0001 - December 2018

Name or company name	Dharwar Moller Partnership
Contract type name	GDS Contract
Purpose of contract	General
Contract start date	01/02/2016
Contract end date	

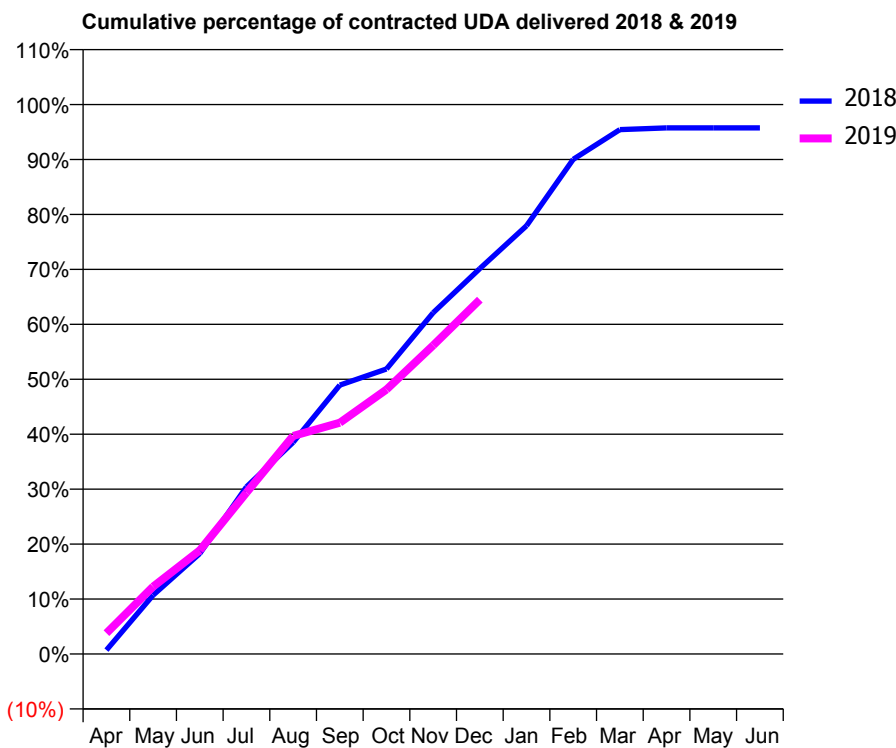
18/19 Contracted general activity (UDA)	6,500
Carry forward general activity (UDA)	0
18/19 Contracted orthodontic activity (UOA)	0
Carry forward orthodontic activity (UOA)	0
Baseline contract value	£139,432.20

ACCESS*

Patients seen in 24 months	Total	Change since previous quarter
Quarter ending December 2017	2,415	
Quarter ending March 2018	2,148	↓
Quarter ending June 2018	2,171	→
Quarter ending September 2018	2,081	↓
Quarter ending December 2018	2,308	↑
Variance since December 2017	(4.4%)	↓



ACTIVITY



Month	Adjusted Scheduled Activity (UDA)	
	2018	2019
April	47	246
May	697	797
June	1,189	1,227
July	1,977	1,909
August	2,504	2,580
September	3,180	2,735
October	3,372	3,129
November	4,037	3,650
December	4,559	4,192
January	5,066	
February	5,851	
March	6,204	
April	6,224	
May	6,224	
June	6,224	

QUALITY

	Quantity	Base Number	Contract	AT	Region	England
% of FP17s for the same patient ID Re-attending within 3 months - Children	30	585	5.1%	8.9%	11.3%	11.8%
% of FP17s for the same patient ID Re-attending within 3 months - Adults	172	1,865	9.2%	13.0%	15.3%	15.6%
% of FP17s for the same patient ID Re-attending between 3 & 9 months - Children	244	585	41.7%	61.9%	61.1%	58.8%
% of FP17s for the same patient ID Re-attending between 3 & 9 months - Adults	846	1,865	45.4%	52.4%	52.4%	51.0%
% of FP17s for Band 1 Urgent Courses	221	2,442	9.0%	8.4%	9.5%	9.0%
% of FP17s Relating to Free Repair or Replacements	20	2,442	0.8%	0.7%	0.7%	0.8%
% of FP17s Relating to Continuations	9	2,442	0.4%	0.8%	0.8%	0.9%
% of Patients satisfied with the dentistry they have received	6	6	N/A	93.8%	93.1%	93.2%
% of Patients satisfied with the time they had to wait for an appointment	5	6	N/A	87.7%	87.8%	88.3%

* This is based on patients treated on this contract for their most recent course of treatment. Figures in italics indicate the base number of FP17s or Patient Questionnaire responses are less than 100. N/A is shown where the base number of responses is less than 10 during the period. % is calculated as Quantity/Base number*100

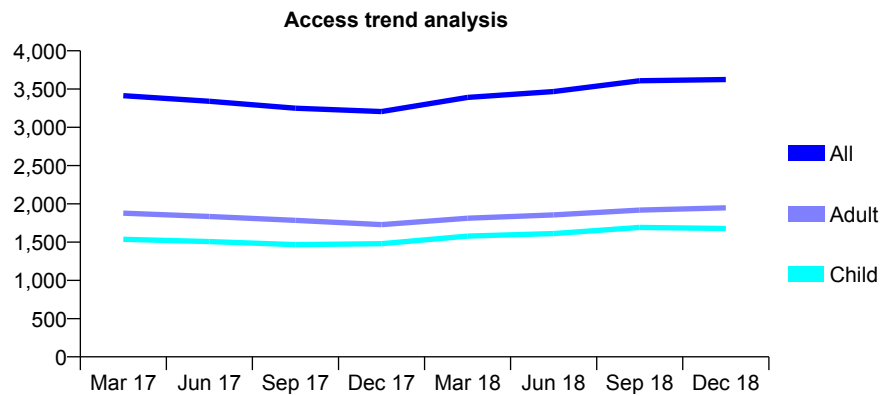
Q64 - Vital Signs At a Glance Contract Report for 122157/0001 - December 2018

Name or company name	Care Dental
Contract type name	GDS Contract
Purpose of contract	General
Contract start date	01/04/2013
Contract end date	

18/19 Contracted general activity (UDA)	9,000
Carry forward general activity (UDA)	328
18/19 Contracted orthodontic activity (UOA)	0
Carry forward orthodontic activity (UOA)	0
Baseline contract value	£243,694.61

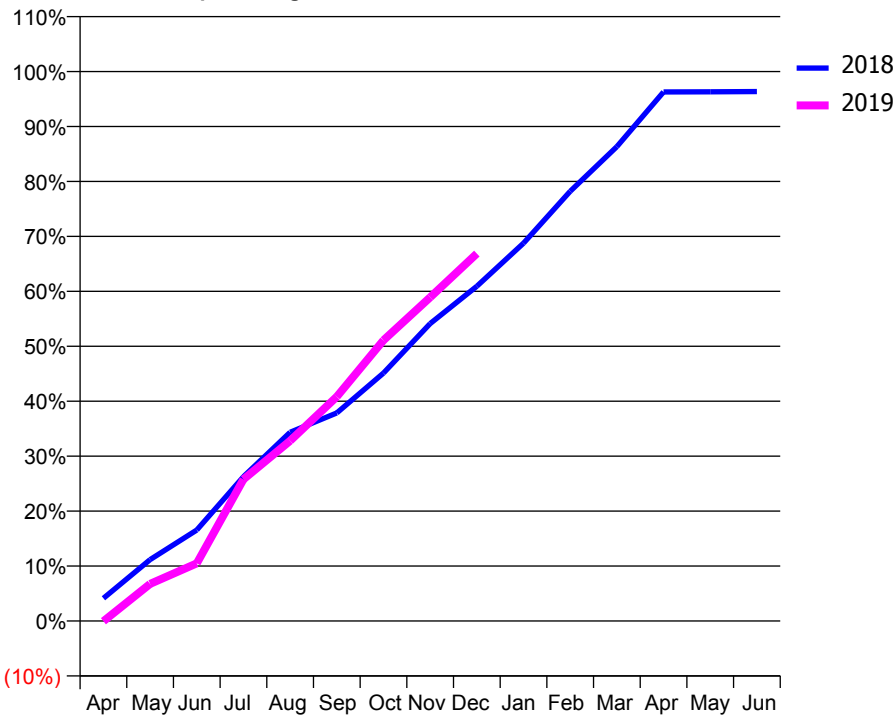
ACCESS*

Patients seen in 24 months	Total	Change since previous quarter
Quarter ending December 2017	3,206	
Quarter ending March 2018	3,390	↑
Quarter ending June 2018	3,468	↑
Quarter ending September 2018	3,609	↑
Quarter ending December 2018	3,625	→
Variance since December 2017	13.1%	↑



ACTIVITY

Cumulative percentage of contracted UDA delivered 2018 & 2019



Month	Adjusted Scheduled Activity (UDA)	
	2018	2019
April	373	-5
May	1,005	607
June	1,490	944
July	2,364	2,320
August	3,092	2,953
September	3,409	3,675
October	4,061	4,598
November	4,871	5,301
December	5,483	6,018
January	6,188	
February	7,038	
March	7,769	
April	8,666	
May	8,667	
June	8,672	

QUALITY

	Quantity	Base Number	Contract	AT	Region	England
% of FP17s for the same patient ID Re-attending within 3 months - Children	85	1,932	4.4%	8.9%	11.3%	11.8%
% of FP17s for the same patient ID Re-attending within 3 months - Adults	151	1,972	7.7%	13.0%	15.3%	15.6%
% of FP17s for the same patient ID Re-attending between 3 & 9 months - Children	1,105	1,932	57.2%	61.9%	61.1%	58.8%
% of FP17s for the same patient ID Re-attending between 3 & 9 months - Adults	974	1,972	49.4%	52.4%	52.4%	51.0%
% of FP17s for Band 1 Urgent Courses	144	3,529	4.1%	8.4%	9.5%	9.0%
% of FP17s Relating to Free Repair or Replacements	5	3,529	0.1%	0.7%	0.7%	0.8%
% of FP17s Relating to Continuations	22	3,529	0.6%	0.8%	0.8%	0.9%
% of Patients satisfied with the dentistry they have received	3	3	N/A	93.8%	93.1%	93.2%
% of Patients satisfied with the time they had to wait for an appointment	3	3	N/A	87.7%	87.8%	88.3%

* This is based on patients treated on this contract for their most recent course of treatment. Figures in italics indicate the base number of FP17s or Patient Questionnaire responses are less than 100. N/A is shown where the base number of responses is less than 10 during the period. % is calculated as Quantity/Base number*100

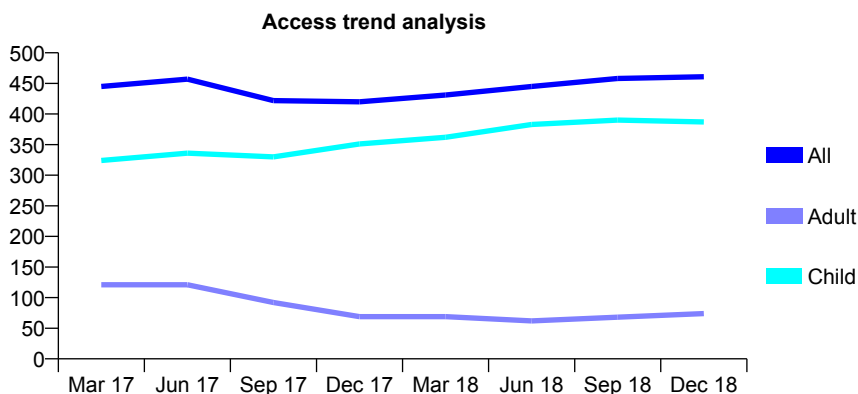
Q64 - Vital Signs At a Glance Contract Report for 123455/0001 - December 2018

Name or company name	The Corsham Dental Partnership
Contract type name	GDS Contract
Purpose of contract	General
Contract start date	29/08/2014
Contract end date	

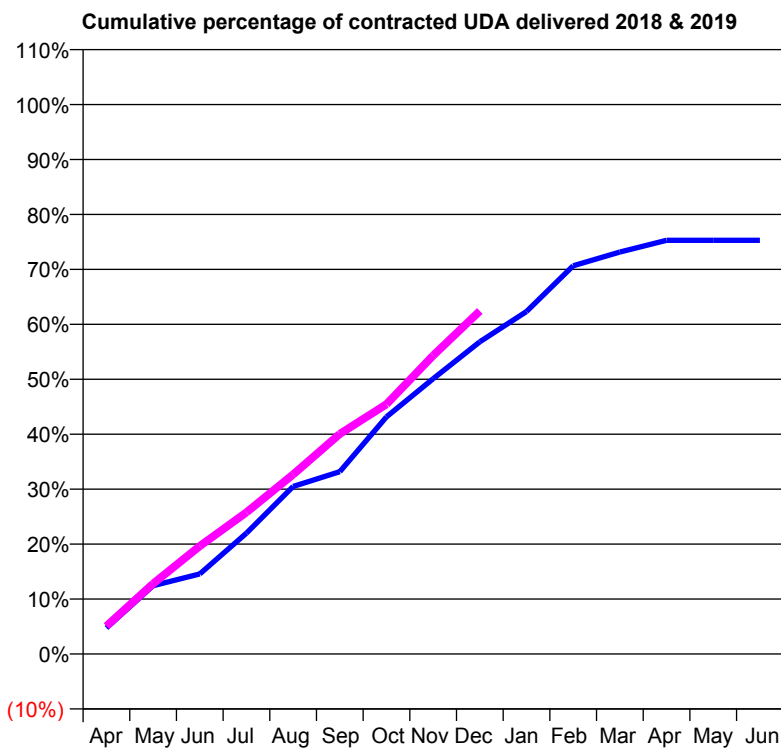
18/19 Contracted general activity (UDA)	1,085
Carry forward general activity (UDA)	0
18/19 Contracted orthodontic activity (UOA)	0
Carry forward orthodontic activity (UOA)	0
Baseline contract value	£23,670.00

ACCESS*

Patients seen in 24 months	Total	Change since previous quarter
Quarter ending December 2017	420	
Quarter ending March 2018	431	↑
Quarter ending June 2018	445	↑
Quarter ending September 2018	458	↑
Quarter ending December 2018	461	→
Variance since December 2017	9.8%	↑



ACTIVITY



Adjusted Scheduled Activity (UDA)		
Month	2018	2019
April	51	55
May	135	139
June	158	213
July	239	280
August	331	354
September	360	435
October	468	493
November	544	589
December	616	677
January	676	
February	767	
March	794	
April	817	
May	817	
June	817	

QUALITY

	Quantity	Base Number	Contract	AT	Region	England
% of FP17s for the same patient ID Re-attending within 3 months - Children	29	501	5.8%	8.9%	11.3%	11.8%
% of FP17s for the same patient ID Re-attending within 3 months - Adults	0	20	0.0%	13.0%	15.3%	15.6%
% of FP17s for the same patient ID Re-attending between 3 & 9 months - Children	324	501	64.7%	61.9%	61.1%	58.8%
% of FP17s for the same patient ID Re-attending between 3 & 9 months - Adults	15	20	75.0%	52.4%	52.4%	51.0%
% of FP17s for Band 1 Urgent Courses	17	502	3.4%	8.4%	9.5%	9.0%
% of FP17s Relating to Free Repair or Replacements	0	502	0.0%	0.7%	0.7%	0.8%
% of FP17s Relating to Continuations	4	502	0.8%	0.8%	0.8%	0.9%
% of Patients satisfied with the dentistry they have received	1	1	N/A	93.8%	93.1%	93.2%
% of Patients satisfied with the time they had to wait for an appointment	1	1	N/A	87.7%	87.8%	88.3%

* This is based on patients treated on this contract for their most recent course of treatment. Figures in italics indicate the base number of FP17s or Patient Questionnaire responses are less than 100. N/A is shown where the base number of responses is less than 10 during the period. % is calculated as Quantity/Base number*100

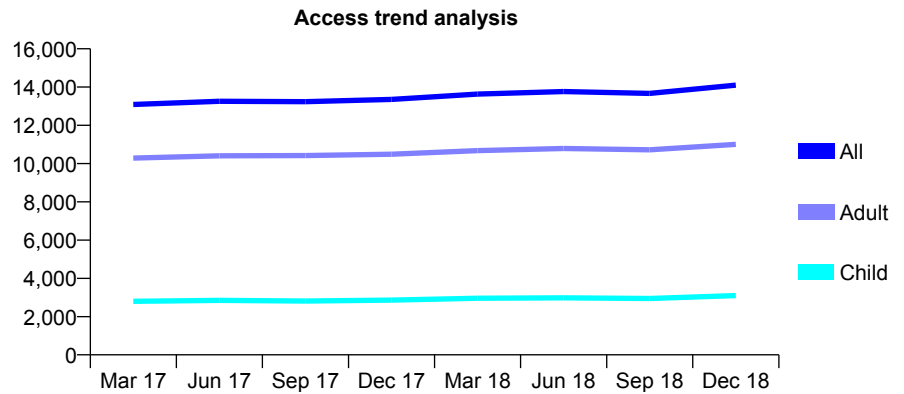
Q64 - Vital Signs At a Glance Contract Report for 125385/0001 - December 2018

Name or company name	Dr Michael Frain Ltd
Contract type name	GDS Contract
Purpose of contract	General
Contract start date	01/04/2008
Contract end date	

18/19 Contracted general activity (UDA)	35,732
Carry forward general activity (UDA)	480
18/19 Contracted orthodontic activity (UOA)	0
Carry forward orthodontic activity (UOA)	0
Baseline contract value	£822,136.45

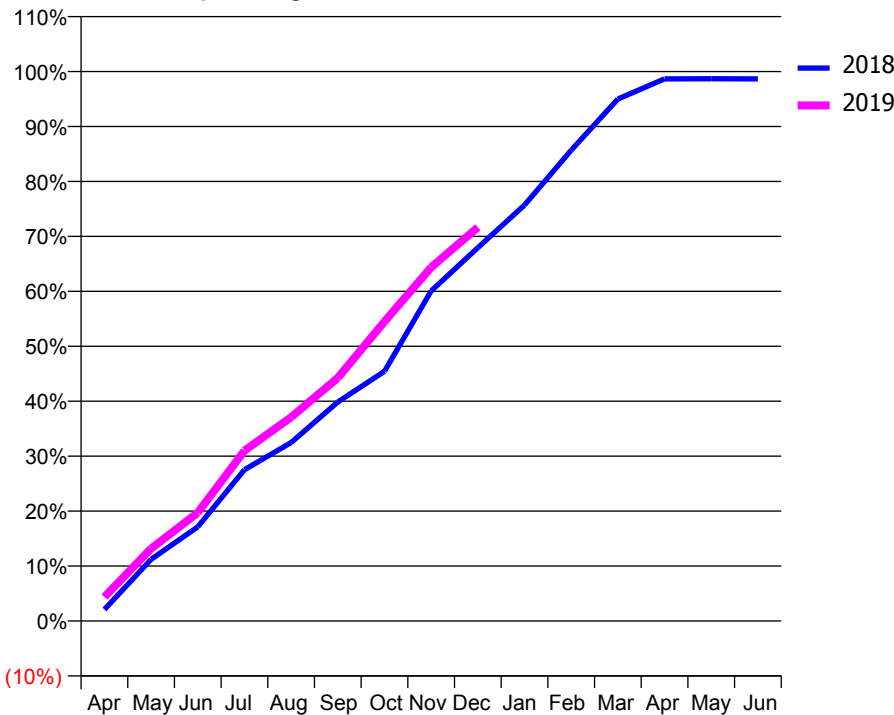
ACCESS*

Patients seen in 24 months	Total	Change since previous quarter
Quarter ending December 2017	13,351	
Quarter ending March 2018	13,631	↑
Quarter ending June 2018	13,767	→
Quarter ending September 2018	13,665	→
Quarter ending December 2018	14,102	↑
Variance since December 2017	5.6%	↑



ACTIVITY

Cumulative percentage of contracted UDA delivered 2018 & 2019



Month	Adjusted Scheduled Activity (UDA)	
	2018	2019
April	754	1,563
May	4,012	4,714
June	6,124	7,047
July	9,836	11,079
August	11,608	13,254
September	14,240	15,814
October	16,241	19,472
November	21,463	22,998
December	24,271	25,598
January	27,053	
February	30,611	
March	33,941	
April	35,253	
May	35,257	
June	35,252	

QUALITY

	Quantity	Base Number	Contract	AT	Region	England
% of FP17s for the same patient ID Re-attending within 3 months - Children	155	3,531	4.4%	8.9%	11.3%	11.8%
% of FP17s for the same patient ID Re-attending within 3 months - Adults	1,213	12,166	10.0%	13.0%	15.3%	15.6%
% of FP17s for the same patient ID Re-attending between 3 & 9 months - Children	2,442	3,531	69.2%	61.9%	61.1%	58.8%
% of FP17s for the same patient ID Re-attending between 3 & 9 months - Adults	7,741	12,166	63.6%	52.4%	52.4%	51.0%
% of FP17s for Band 1 Urgent Courses	571	15,011	3.8%	8.4%	9.5%	9.0%
% of FP17s Relating to Free Repair or Replacements	189	15,011	1.3%	0.7%	0.7%	0.8%
% of FP17s Relating to Continuations	144	15,011	1.0%	0.8%	0.8%	0.9%
% of Patients satisfied with the dentistry they have received	10	10	100.0%	93.8%	93.1%	93.2%
% of Patients satisfied with the time they had to wait for an appointment	8	10	80.0%	87.7%	87.8%	88.3%

* This is based on patients treated on this contract for their most recent course of treatment. Figures in italics indicate the base number of FP17s or Patient Questionnaire responses are less than 100. N/A is shown where the base number of responses is less than 10 during the period. % is calculated as Quantity/Base number*100

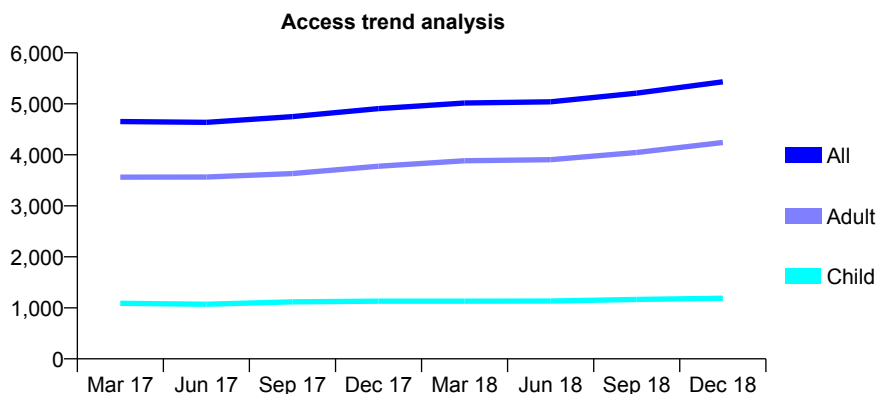
Q64 - Vital Signs At a Glance Contract Report for 125385/0002 - December 2018

Name or company name	Dr Michael Frain Ltd
Contract type name	GDS Contract
Purpose of contract	General and Orthodontic
Contract start date	01/04/2008
Contract end date	

18/19 Contracted general activity (UDA)	14,500
Carry forward general activity (UDA)	0
18/19 Contracted orthodontic activity (UOA)	5,228
Carry forward orthodontic activity (UOA)	0
Baseline contract value	£688,837.60

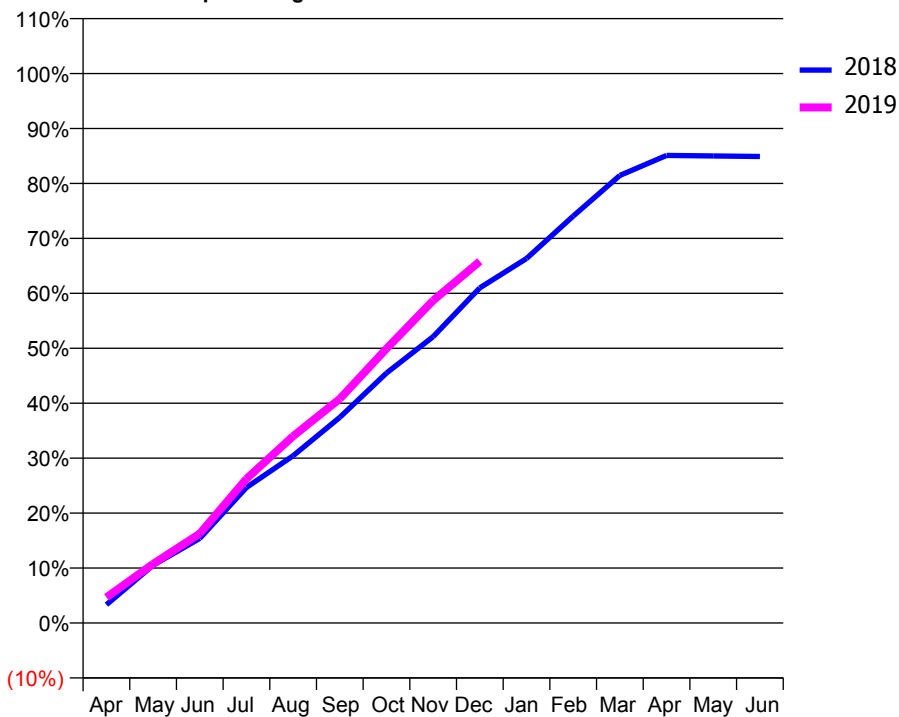
ACCESS*

Patients seen in 24 months	Total	Change since previous quarter
Quarter ending December 2017	4,907	
Quarter ending March 2018	5,015	↑
Quarter ending June 2018	5,038	→
Quarter ending September 2018	5,210	↑
Quarter ending December 2018	5,431	↑
Variance since December 2017	10.7%	↑



ACTIVITY

Cumulative percentage of contracted UDA delivered 2018 & 2019



Month	Adjusted Scheduled Activity (UDA)	
	2018	2019
April	483	678
May	1,524	1,560
June	2,234	2,359
July	3,577	3,806
August	4,415	4,933
September	5,427	5,918
October	6,594	7,238
November	7,558	8,509
December	8,843	9,546
January	9,618	
February	10,739	
March	11,811	
April	12,338	
May	12,325	
June	12,311	

QUALITY

	Quantity	Base Number	Contract	AT	Region	England
% of FP17s for the same patient ID Re-attending within 3 months - Children	250	1,962	12.7%	8.9%	11.3%	11.8%
% of FP17s for the same patient ID Re-attending within 3 months - Adults	445	4,862	9.2%	13.0%	15.3%	15.6%
% of FP17s for the same patient ID Re-attending between 3 & 9 months - Children	900	1,962	45.9%	61.9%	61.1%	58.8%
% of FP17s for the same patient ID Re-attending between 3 & 9 months - Adults	2,713	4,862	55.8%	52.4%	52.4%	51.0%
% of FP17s for Band 1 Urgent Courses	295	5,867	5.0%	8.4%	9.5%	9.0%
% of FP17s Relating to Free Repair or Replacements	57	5,867	1.0%	0.7%	0.7%	0.8%
% of FP17s Relating to Continuations	18	5,867	0.3%	0.8%	0.8%	0.9%
% of Patients satisfied with the dentistry they have received	7	7	N/A	93.8%	93.1%	93.2%
% of Patients satisfied with the time they had to wait for an appointment	7	7	N/A	87.7%	87.8%	88.3%

* This is based on patients treated on this contract for their most recent course of treatment. Figures in italics indicate the base number of FP17s or Patient Questionnaire responses are less than 100. N/A is shown where the base number of responses is less than 10 during the period. % is calculated as Quantity/Base number*100

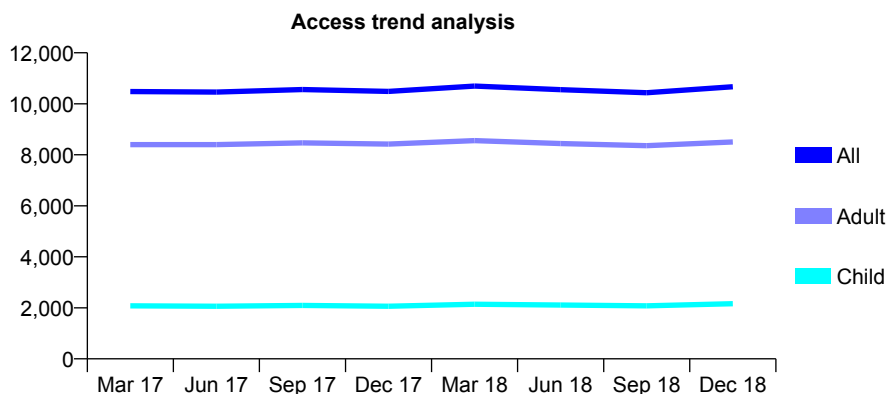
Q64 - Vital Signs At a Glance Contract Report for 125385/0003 - December 2018

Name or company name	Dr Michael Frain Ltd
Contract type name	GDS Contract
Purpose of contract	General
Contract start date	01/04/2008
Contract end date	

18/19 Contracted general activity (UDA)	32,680
Carry forward general activity (UDA)	0
18/19 Contracted orthodontic activity (UOA)	0
Carry forward orthodontic activity (UOA)	0
Baseline contract value	£923,105.12

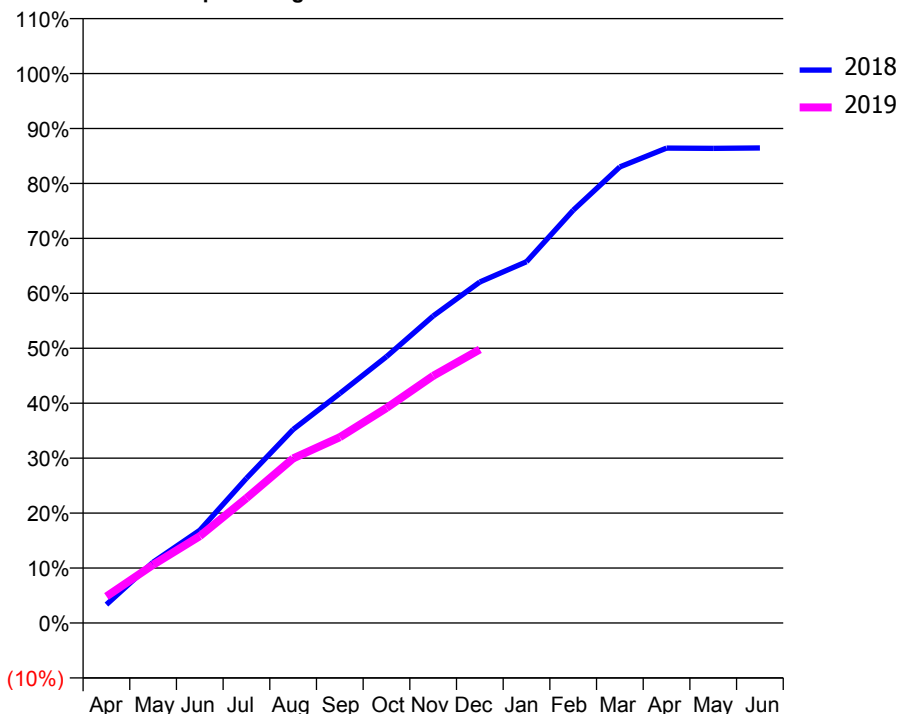
ACCESS*

Patients seen in 24 months	Total	Change since previous quarter
Quarter ending December 2017	10,487	
Quarter ending March 2018	10,697	↑
Quarter ending June 2018	10,554	↓
Quarter ending September 2018	10,436	↓
Quarter ending December 2018	10,667	↑
Variance since December 2017	1.7%	→



ACTIVITY

Cumulative percentage of contracted UDA delivered 2018 & 2019



Month	Adjusted Scheduled Activity (UDA)	
	2018	2019
April	1,095	1,582
May	3,623	3,462
June	5,519	5,169
July	8,608	7,427
August	11,508	9,794
September	13,653	11,052
October	15,841	12,785
November	18,263	14,698
December	20,283	16,272
January	21,486	
February	24,547	
March	27,124	
April	28,242	
May	28,230	
June	28,252	

QUALITY

	Quantity	Base Number	Contract	AT	Region	England
% of FP17s for the same patient ID Re-attending within 3 months - Children	112	2,071	5.4%	8.9%	11.3%	11.8%
% of FP17s for the same patient ID Re-attending within 3 months - Adults	888	7,380	12.0%	13.0%	15.3%	15.6%
% of FP17s for the same patient ID Re-attending between 3 & 9 months - Children	1,169	2,071	56.4%	61.9%	61.1%	58.8%
% of FP17s for the same patient ID Re-attending between 3 & 9 months - Adults	3,242	7,380	43.9%	52.4%	52.4%	51.0%
% of FP17s for Band 1 Urgent Courses	755	8,888	8.5%	8.4%	9.5%	9.0%
% of FP17s Relating to Free Repair or Replacements	105	8,888	1.2%	0.7%	0.7%	0.8%
% of FP17s Relating to Continuations	58	8,888	0.7%	0.8%	0.8%	0.9%
% of Patients satisfied with the dentistry they have received	9	10	90.0%	93.8%	93.1%	93.2%
% of Patients satisfied with the time they had to wait for an appointment	9	10	90.0%	87.7%	87.8%	88.3%

* This is based on patients treated on this contract for their most recent course of treatment. Figures in italics indicate the base number of FP17s or Patient Questionnaire responses are less than 100. N/A is shown where the base number of responses is less than 10 during the period. % is calculated as Quantity/Base number*100

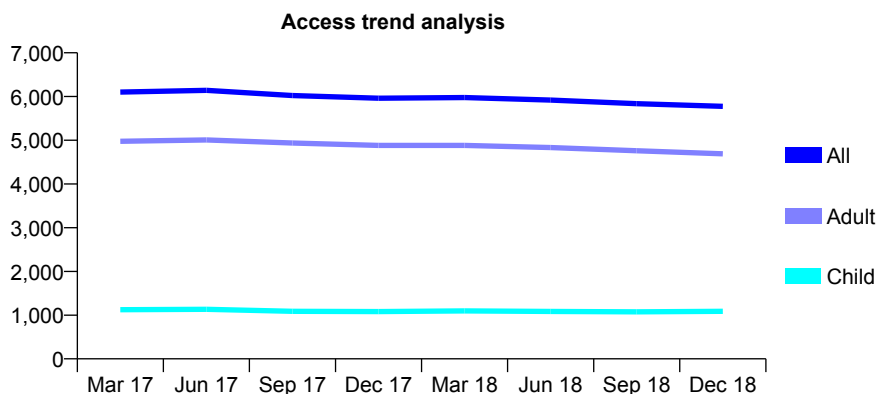
Q64 - Vital Signs At a Glance Contract Report for 125385/0004 - December 2018

Name or company name	Dr Michael Frain Ltd
Contract type name	GDS Contract
Purpose of contract	General
Contract start date	01/04/2008
Contract end date	

18/19 Contracted general activity (UDA)	19,937
Carry forward general activity (UDA)	0
18/19 Contracted orthodontic activity (UOA)	0
Carry forward orthodontic activity (UOA)	0
Baseline contract value	£540,255.15

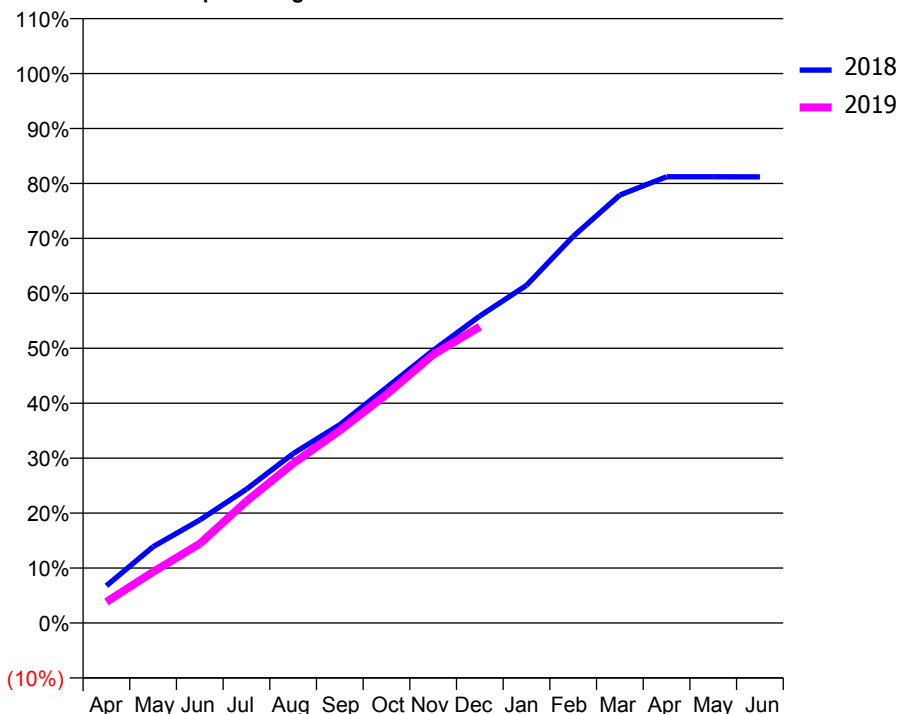
ACCESS*

Patients seen in 24 months	Total	Change since previous quarter
Quarter ending December 2017	5,961	
Quarter ending March 2018	5,976	→
Quarter ending June 2018	5,918	→
Quarter ending September 2018	5,835	↓
Quarter ending December 2018	5,775	↓
Variance since December 2017	(3.1%)	↓



ACTIVITY

Cumulative percentage of contracted UDA delivered 2018 & 2019



Month	Adjusted Scheduled Activity (UDA)	
	2018	2019
April	1,351	767
May	2,768	1,855
June	3,738	2,875
July	4,855	4,419
August	6,144	5,789
September	7,199	6,982
October	8,541	8,290
November	9,894	9,737
December	11,139	10,754
January	12,251	
February	14,026	
March	15,527	
April	16,190	
May	16,190	
June	16,188	

QUALITY

	Quantity	Base Number	Contract	AT	Region	England
% of FP17s for the same patient ID Re-attending within 3 months - Children	81	1,259	6.4%	8.9%	11.3%	11.8%
% of FP17s for the same patient ID Re-attending within 3 months - Adults	723	5,252	13.8%	13.0%	15.3%	15.6%
% of FP17s for the same patient ID Re-attending between 3 & 9 months - Children	802	1,259	63.7%	61.9%	61.1%	58.8%
% of FP17s for the same patient ID Re-attending between 3 & 9 months - Adults	3,128	5,252	59.6%	52.4%	52.4%	51.0%
% of FP17s for Band 1 Urgent Courses	630	6,211	10.1%	8.4%	9.5%	9.0%
% of FP17s Relating to Free Repair or Replacements	75	6,211	1.2%	0.7%	0.7%	0.8%
% of FP17s Relating to Continuations	26	6,211	0.4%	0.8%	0.8%	0.9%
% of Patients satisfied with the dentistry they have received	7	8	N/A	93.8%	93.1%	93.2%
% of Patients satisfied with the time they had to wait for an appointment	7	8	N/A	87.7%	87.8%	88.3%

* This is based on patients treated on this contract for their most recent course of treatment. Figures in italics indicate the base number of FP17s or Patient Questionnaire responses are less than 100. N/A is shown where the base number of responses is less than 10 during the period. % is calculated as Quantity/Base number*100

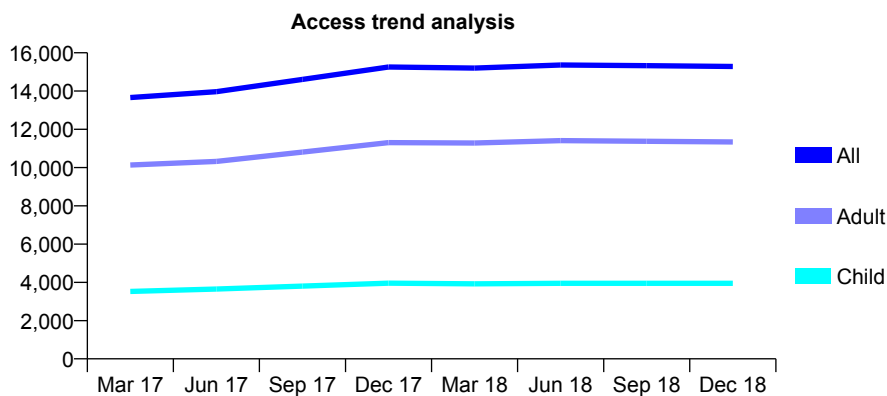
Q64 - Vital Signs At a Glance Contract Report for 125385/0007 - December 2018

Name or company name	Dr Michael Frain Ltd
Contract type name	GDS Contract
Purpose of contract	General
Contract start date	01/01/2010
Contract end date	

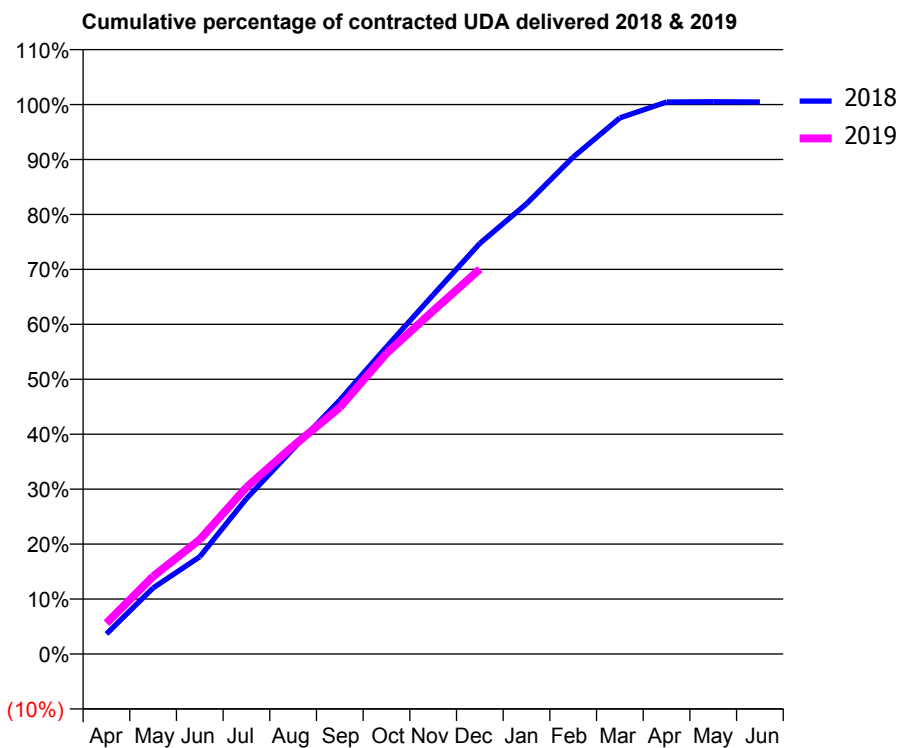
18/19 Contracted general activity (UDA)	40,927
Carry forward general activity (UDA)	-189
18/19 Contracted orthodontic activity (UOA)	0
Carry forward orthodontic activity (UOA)	0
Baseline contract value	£1,223,091.74

ACCESS*

Patients seen in 24 months	Total	Change since previous quarter
Quarter ending December 2017	15,260	
Quarter ending March 2018	15,203	→
Quarter ending June 2018	15,361	→
Quarter ending September 2018	15,327	→
Quarter ending December 2018	15,286	→
Variance since December 2017	0.2%	→



ACTIVITY



Month	Adjusted Scheduled Activity (UDA)	
	2018	2019
April	1,499	2,299
May	4,922	5,786
June	7,249	8,524
July	11,577	12,424
August	15,276	15,487
September	18,917	18,371
October	22,875	22,387
November	26,753	25,564
December	30,581	28,667
January	33,531	
February	37,008	
March	39,935	
April	41,116	
May	41,130	
June	41,116	

QUALITY

	Quantity	Base Number	Contract	AT	Region	England
% of FP17s for the same patient ID Re-attending within 3 months - Children	261	4,622	5.6%	8.9%	11.3%	11.8%
% of FP17s for the same patient ID Re-attending within 3 months - Adults	988	10,720	9.2%	13.0%	15.3%	15.6%
% of FP17s for the same patient ID Re-attending between 3 & 9 months - Children	3,010	4,622	65.1%	61.9%	61.1%	58.8%
% of FP17s for the same patient ID Re-attending between 3 & 9 months - Adults	5,740	10,720	53.5%	52.4%	52.4%	51.0%
% of FP17s for Band 1 Urgent Courses	674	14,746	4.6%	8.4%	9.5%	9.0%
% of FP17s Relating to Free Repair or Replacements	122	14,746	0.8%	0.7%	0.7%	0.8%
% of FP17s Relating to Continuations	60	14,746	0.4%	0.8%	0.8%	0.9%
% of Patients satisfied with the dentistry they have received	14	14	100.0%	93.8%	93.1%	93.2%
% of Patients satisfied with the time they had to wait for an appointment	14	14	100.0%	87.7%	87.8%	88.3%

* This is based on patients treated on this contract for their most recent course of treatment. Figures in italics indicate the base number of FP17s or Patient Questionnaire responses are less than 100. N/A is shown where the base number of responses is less than 10 during the period. % is calculated as Quantity/Base number*100

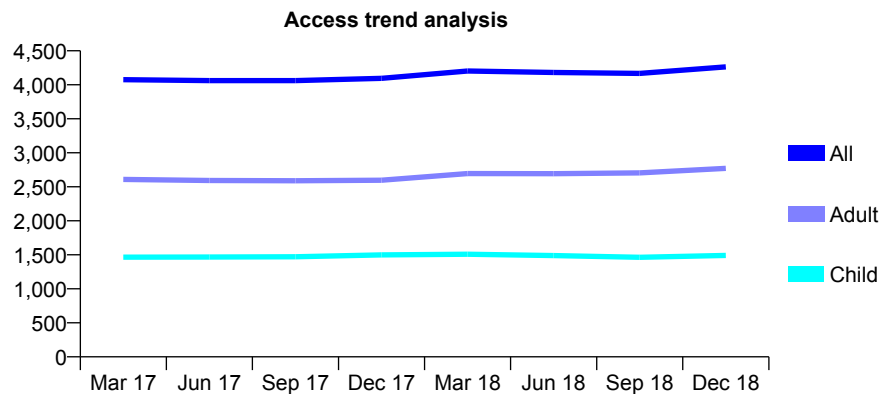
Q64 - Vital Signs At a Glance Contract Report for 125601/0001 - December 2018

Name or company name	Amesbury Dental Care
Contract type name	GDS Contract
Purpose of contract	General
Contract start date	01/04/2013
Contract end date	

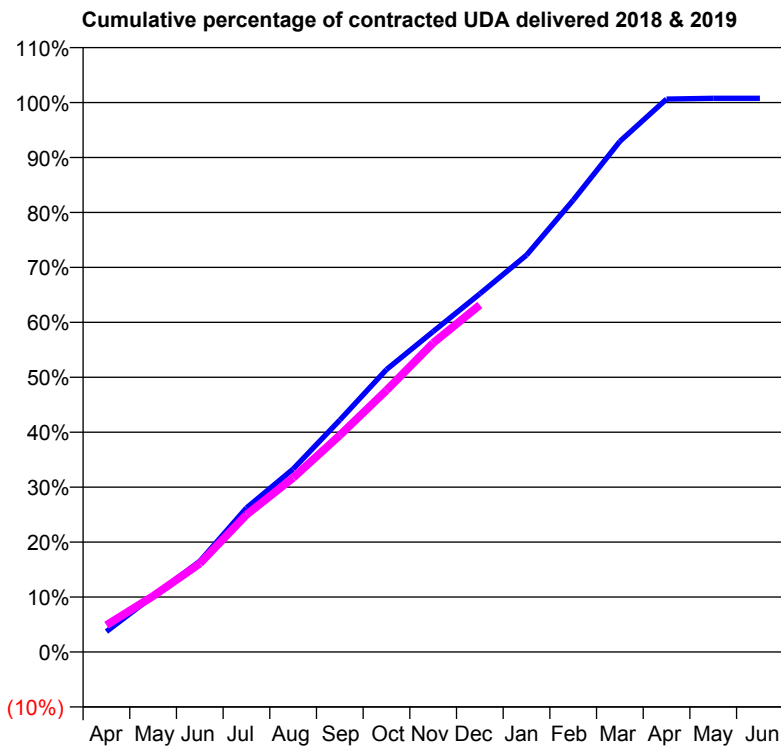
18/19 Contracted general activity (UDA)	10,000
Carry forward general activity (UDA)	-76
18/19 Contracted orthodontic activity (UOA)	0
Carry forward orthodontic activity (UOA)	0
Baseline contract value	£268,014.42

ACCESS*

Patients seen in 24 months	Total	Change since previous quarter
Quarter ending December 2017	4,096	
Quarter ending March 2018	4,203	↑
Quarter ending June 2018	4,182	→
Quarter ending September 2018	4,168	→
Quarter ending December 2018	4,263	↑
Variance since December 2017	4.1%	↑



ACTIVITY



Month	Adjusted Scheduled Activity (UDA)	
	2018	2019
April	373	488
May	1,017	1,018
June	1,651	1,610
July	2,622	2,498
August	3,331	3,170
September	4,220	3,945
October	5,141	4,762
November	5,833	5,624
December	6,519	6,315
January	7,223	
February	8,224	
March	9,292	
April	10,061	
May	10,076	
June	10,076	

QUALITY

	Quantity	Base Number	Contract	AT	Region	England
% of FP17s for the same patient ID Re-attending within 3 months - Children	48	1,474	3.3%	8.9%	11.3%	11.8%
% of FP17s for the same patient ID Re-attending within 3 months - Adults	135	2,036	6.6%	13.0%	15.3%	15.6%
% of FP17s for the same patient ID Re-attending between 3 & 9 months - Children	933	1,474	63.3%	61.9%	61.1%	58.8%
% of FP17s for the same patient ID Re-attending between 3 & 9 months - Adults	657	2,036	32.3%	52.4%	52.4%	51.0%
% of FP17s for Band 1 Urgent Courses	89	3,226	2.8%	8.4%	9.5%	9.0%
% of FP17s Relating to Free Repair or Replacements	11	3,226	0.3%	0.7%	0.7%	0.8%
% of FP17s Relating to Continuations	40	3,226	1.2%	0.8%	0.8%	0.9%
% of Patients satisfied with the dentistry they have received	2	2	N/A	93.8%	93.1%	93.2%
% of Patients satisfied with the time they had to wait for an appointment	2	2	N/A	87.7%	87.8%	88.3%

* This is based on patients treated on this contract for their most recent course of treatment. Figures in italics indicate the base number of FP17s or Patient Questionnaire responses are less than 100. N/A is shown where the base number of responses is less than 10 during the period. % is calculated as Quantity/Base number*100

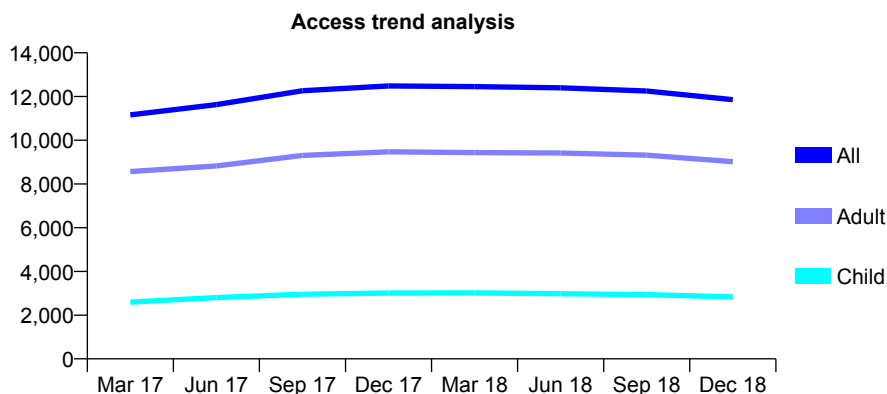
Q64 - Vital Signs At a Glance Contract Report for 126004/0001 - December 2018

Name or company name	Rodericks Dental Ltd
Contract type name	GDS Contract
Purpose of contract	General
Contract start date	23/10/2008
Contract end date	

18/19 Contracted general activity (UDA)	32,000
Carry forward general activity (UDA)	725
18/19 Contracted orthodontic activity (UOA)	0
Carry forward orthodontic activity (UOA)	0
Baseline contract value	£749,699.71

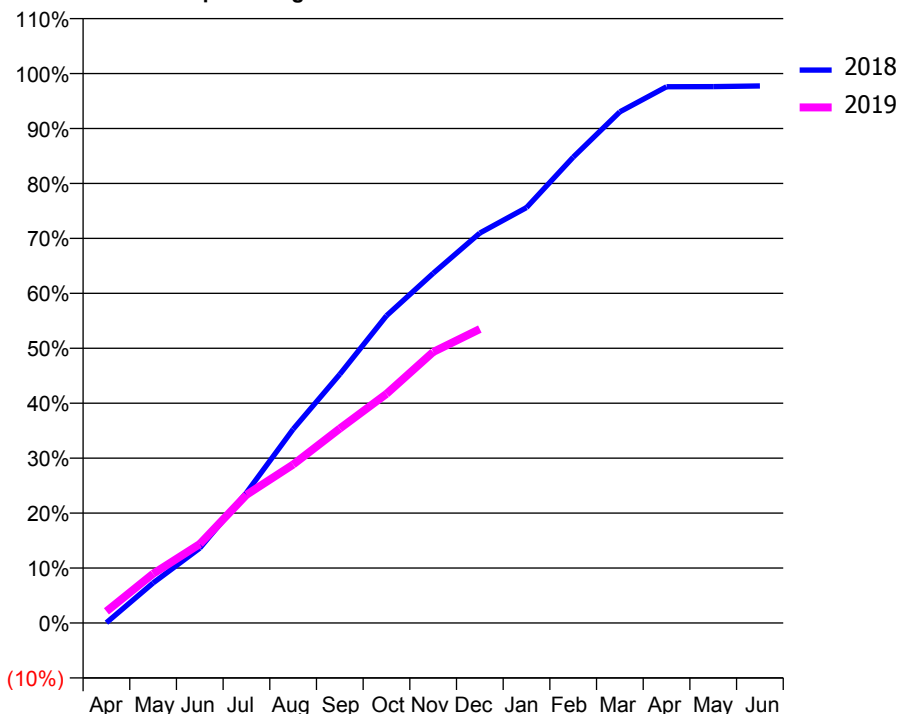
ACCESS*

Patients seen in 24 months	Total	Change since previous quarter
Quarter ending December 2017	12,483	
Quarter ending March 2018	12,454	→
Quarter ending June 2018	12,401	→
Quarter ending September 2018	12,255	↓
Quarter ending December 2018	11,853	↓
Variance since December 2017	(5.0%)	↓



ACTIVITY

Cumulative percentage of contracted UDA delivered 2018 & 2019



Month	Adjusted Scheduled Activity (UDA)	
	2018	2019
April	23	680
May	2,332	2,872
June	4,357	4,602
July	7,587	7,468
August	11,289	9,229
September	14,490	11,325
October	17,898	13,345
November	20,362	15,787
December	22,709	17,116
January	24,194	
February	27,130	
March	29,771	
April	31,232	
May	31,239	
June	31,275	

QUALITY

	Quantity	Base Number	Contract	AT	Region	England
% of FP17s for the same patient ID Re-attending within 3 months - Children	183	2,664	6.9%	8.9%	11.3%	11.8%
% of FP17s for the same patient ID Re-attending within 3 months - Adults	1,139	7,839	14.5%	13.0%	15.3%	15.6%
% of FP17s for the same patient ID Re-attending between 3 & 9 months - Children	1,627	2,664	61.1%	61.9%	61.1%	58.8%
% of FP17s for the same patient ID Re-attending between 3 & 9 months - Adults	4,105	7,839	52.4%	52.4%	52.4%	51.0%
% of FP17s for Band 1 Urgent Courses	1,383	9,713	14.2%	8.4%	9.5%	9.0%
% of FP17s Relating to Free Repair or Replacements	53	9,713	0.5%	0.7%	0.7%	0.8%
% of FP17s Relating to Continuations	13	9,713	0.1%	0.8%	0.8%	0.9%
% of Patients satisfied with the dentistry they have received	4	4	N/A	93.8%	93.1%	93.2%
% of Patients satisfied with the time they had to wait for an appointment	3	4	N/A	87.7%	87.8%	88.3%

* This is based on patients treated on this contract for their most recent course of treatment. Figures in italics indicate the base number of FP17s or Patient Questionnaire responses are less than 100. N/A is shown where the base number of responses is less than 10 during the period. % is calculated as Quantity/Base number*100

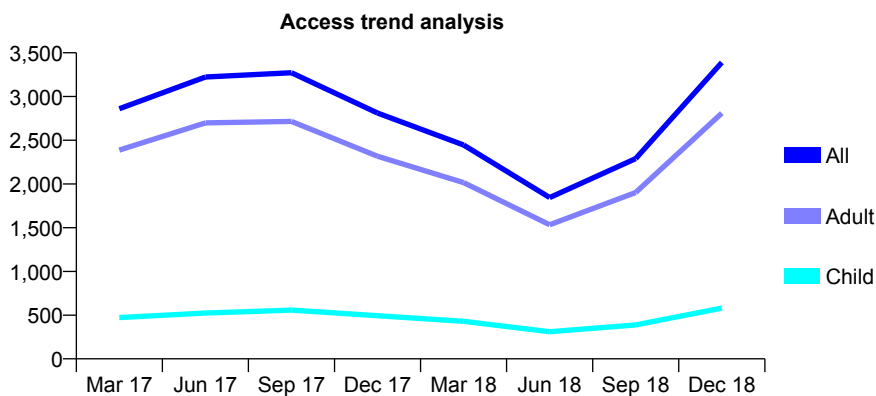
Q64 - Vital Signs At a Glance Contract Report for 126888/0001 - December 2018

Name or company name	Mr Jiten Doshi
Contract type name	GDS Contract
Purpose of contract	General
Contract start date	01/05/2013
Contract end date	

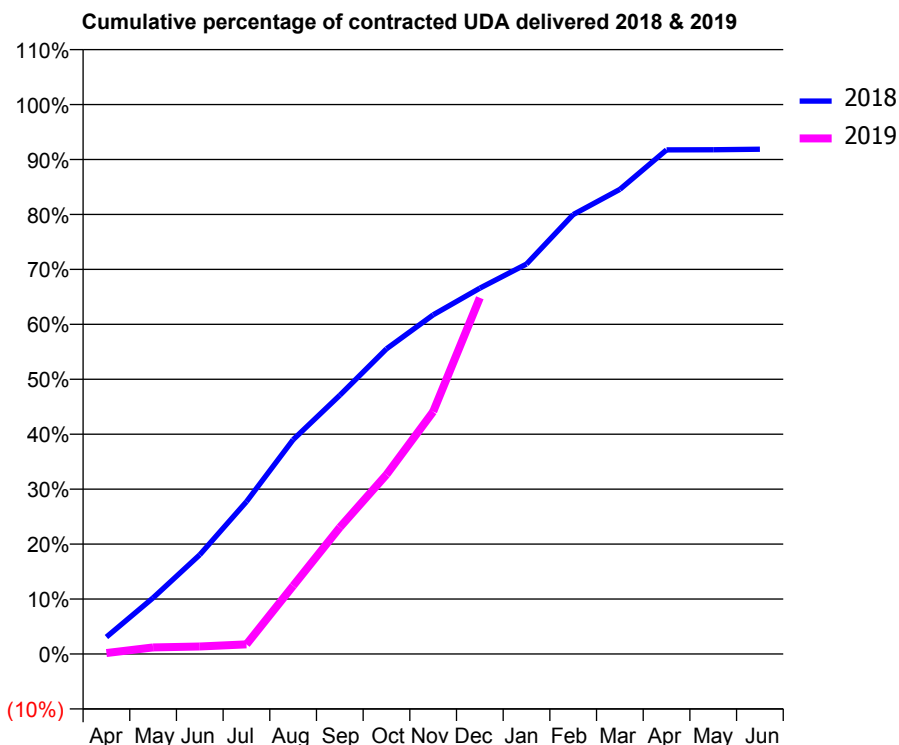
18/19 Contracted general activity (UDA)	8,294
Carry forward general activity (UDA)	0
18/19 Contracted orthodontic activity (UOA)	0
Carry forward orthodontic activity (UOA)	0
Baseline contract value	£180,617.16

ACCESS*

Patients seen in 24 months	Total	Change since previous quarter
Quarter ending December 2017	2,811	
Quarter ending March 2018	2,446	↓
Quarter ending June 2018	1,845	↓
Quarter ending September 2018	2,290	↑
Quarter ending December 2018	3,390	↑
Variance since December 2017	20.6%	↑



ACTIVITY



Adjusted Scheduled Activity (UDA)		
Month	2018	2019
April	257	15
May	848	99
June	1,498	114
July	2,299	146
August	3,236	1,030
September	3,906	1,911
October	4,605	2,707
November	5,119	3,658
December	5,523	5,377
January	5,886	
February	6,632	
March	7,013	
April	7,610	
May	7,611	
June	7,619	

QUALITY

	Quantity	Base Number	Contract	AT	Region	England
% of FP17s for the same patient ID Re-attending within 3 months - Children	27	545	5.0%	8.9%	11.3%	11.8%
% of FP17s for the same patient ID Re-attending within 3 months - Adults	285	2,759	10.3%	13.0%	15.3%	15.6%
% of FP17s for the same patient ID Re-attending between 3 & 9 months - Children	116	545	21.3%	61.9%	61.1%	58.8%
% of FP17s for the same patient ID Re-attending between 3 & 9 months - Adults	411	2,759	14.9%	52.4%	52.4%	51.0%
% of FP17s for Band 1 Urgent Courses	448	3,053	14.7%	8.4%	9.5%	9.0%
% of FP17s Relating to Free Repair or Replacements	4	3,053	0.1%	0.7%	0.7%	0.8%
% of FP17s Relating to Continuations	0	3,053	0.0%	0.8%	0.8%	0.9%
% of Patients satisfied with the dentistry they have received	3	4	N/A	93.8%	93.1%	93.2%
% of Patients satisfied with the time they had to wait for an appointment	3	4	N/A	87.7%	87.8%	88.3%

* This is based on patients treated on this contract for their most recent course of treatment. Figures in italics indicate the base number of FP17s or Patient Questionnaire responses are less than 100. N/A is shown where the base number of responses is less than 10 during the period. % is calculated as Quantity/Base number*100

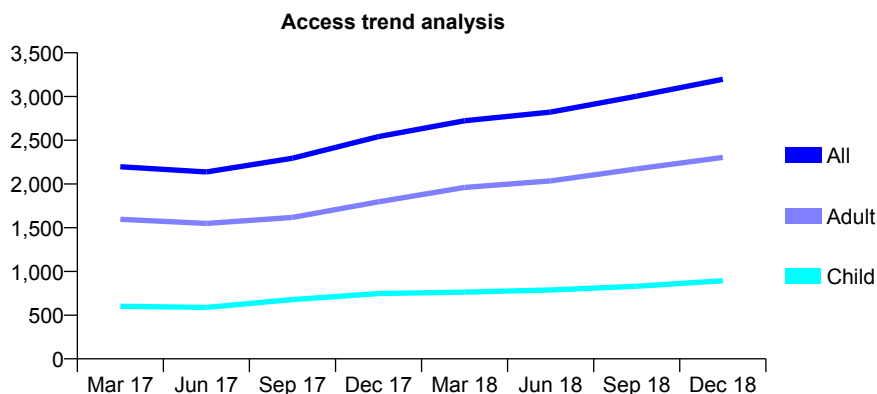
Q64 - Vital Signs At a Glance Contract Report for 132578/0001 - December 2018

Name or company name	The White Horse Dental Practice
Contract type name	PDS Contract
Purpose of contract	General
Contract start date	01/07/2009
Contract end date	26/06/2019

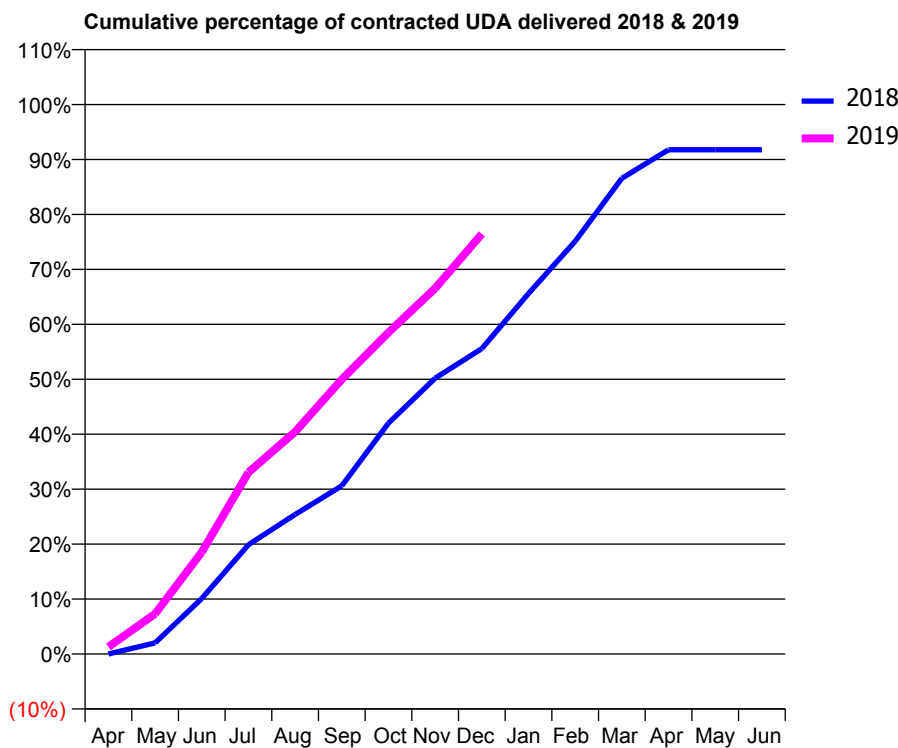
18/19 Contracted general activity (UDA)	9,724
Carry forward general activity (UDA)	354
18/19 Contracted orthodontic activity (UOA)	0
Carry forward orthodontic activity (UOA)	0
Baseline contract value	£243,198.26

ACCESS*

Patients seen in 24 months	Total	Change since previous quarter
Quarter ending December 2017	2,541	
Quarter ending March 2018	2,723	↑
Quarter ending June 2018	2,822	↑
Quarter ending September 2018	3,003	↑
Quarter ending December 2018	3,197	↑
Variance since December 2017	25.8%	↑



ACTIVITY



Month	Adjusted Scheduled Activity (UDA)	
	2018	2019
April	0	127
May	198	711
June	982	1,804
July	1,933	3,216
August	2,470	3,933
September	2,976	4,859
October	4,087	5,689
November	4,881	6,471
December	5,405	7,434
January	6,379	
February	7,306	
March	8,418	
April	8,923	
May	8,923	
June	8,923	

QUALITY

	Quantity	Base Number	Contract	AT	Region	England
% of FP17s for the same patient ID Re-attending within 3 months - Children	56	918	6.1%	8.9%	11.3%	11.8%
% of FP17s for the same patient ID Re-attending within 3 months - Adults	464	2,519	18.4%	13.0%	15.3%	15.6%
% of FP17s for the same patient ID Re-attending between 3 & 9 months - Children	536	918	58.4%	61.9%	61.1%	58.8%
% of FP17s for the same patient ID Re-attending between 3 & 9 months - Adults	1,181	2,519	46.9%	52.4%	52.4%	51.0%
% of FP17s for Band 1 Urgent Courses	238	3,246	7.3%	8.4%	9.5%	9.0%
% of FP17s Relating to Free Repair or Replacements	6	3,246	0.2%	0.7%	0.7%	0.8%
% of FP17s Relating to Continuations	33	3,246	1.0%	0.8%	0.8%	0.9%
% of Patients satisfied with the dentistry they have received	3	3	N/A	93.8%	93.1%	93.2%
% of Patients satisfied with the time they had to wait for an appointment	3	3	N/A	87.7%	87.8%	88.3%

* This is based on patients treated on this contract for their most recent course of treatment. Figures in italics indicate the base number of FP17s or Patient Questionnaire responses are less than 100. N/A is shown where the base number of responses is less than 10 during the period. % is calculated as Quantity/Base number*100

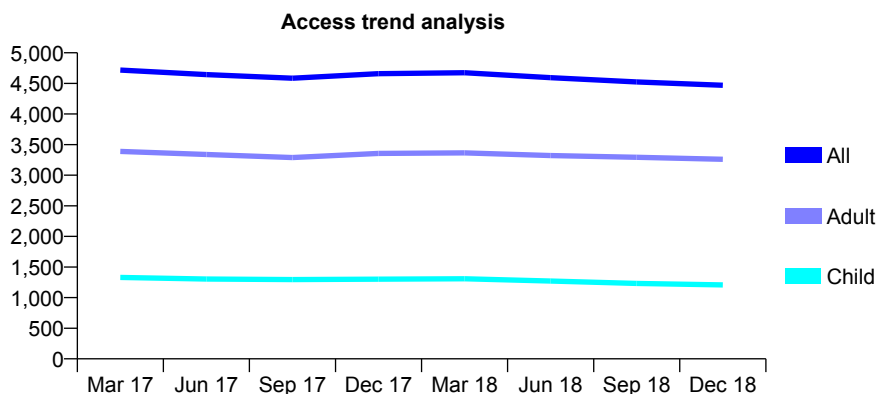
Q64 - Vital Signs At a Glance Contract Report for 134333/0001 - December 2018

Name or company name	Chantry Dental Practice
Contract type name	GDS Contract
Purpose of contract	General
Contract start date	01/04/2006
Contract end date	

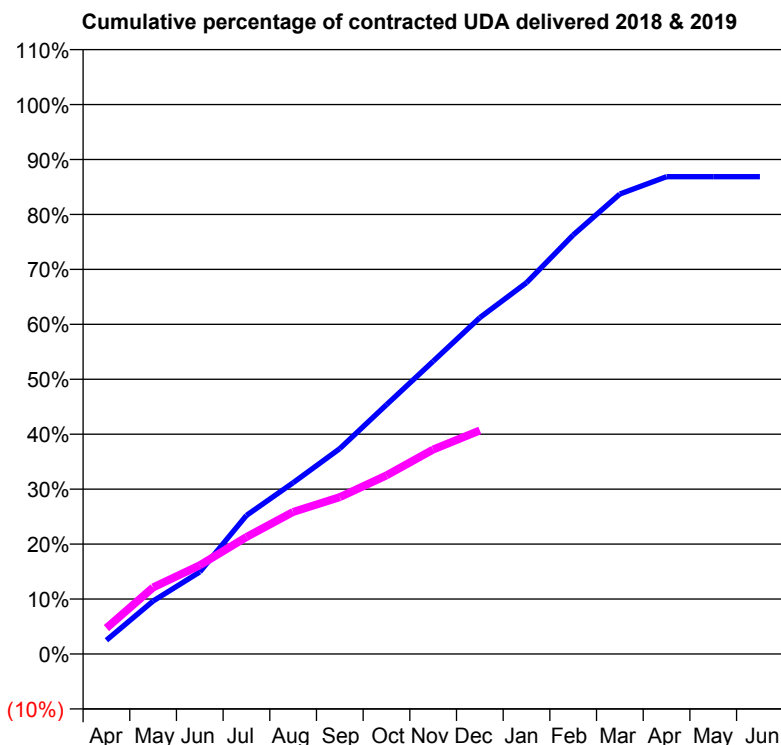
18/19 Contracted general activity (UDA)	13,445
Carry forward general activity (UDA)	0
18/19 Contracted orthodontic activity (UOA)	0
Carry forward orthodontic activity (UOA)	0
Baseline contract value	£367,991.88

ACCESS*

Patients seen in 24 months	Total	Change since previous quarter
Quarter ending December 2017	4,658	
Quarter ending March 2018	4,675	→
Quarter ending June 2018	4,594	↓
Quarter ending September 2018	4,525	↓
Quarter ending December 2018	4,469	↓
Variance since December 2017	(4.1%)	↓



ACTIVITY



Month	Adjusted Scheduled Activity (UDA)	
	2018	2019
April	338	635
May	1,297	1,629
June	2,010	2,171
July	3,391	2,864
August	4,192	3,476
September	5,025	3,838
October	6,099	4,369
November	7,164	5,005
December	8,231	5,470
January	9,085	
February	10,252	
March	11,255	
April	11,679	
May	11,679	
June	11,679	

QUALITY

	Quantity	Base Number	Contract	AT	Region	England
% of FP17s for the same patient ID Re-attending within 3 months - Children	57	919	6.2%	8.9%	11.3%	11.8%
% of FP17s for the same patient ID Re-attending within 3 months - Adults	268	2,105	12.7%	13.0%	15.3%	15.6%
% of FP17s for the same patient ID Re-attending between 3 & 9 months - Children	555	919	60.4%	61.9%	61.1%	58.8%
% of FP17s for the same patient ID Re-attending between 3 & 9 months - Adults	857	2,105	40.7%	52.4%	52.4%	51.0%
% of FP17s for Band 1 Urgent Courses	336	2,811	12.0%	8.4%	9.5%	9.0%
% of FP17s Relating to Free Repair or Replacements	12	2,811	0.4%	0.7%	0.7%	0.8%
% of FP17s Relating to Continuations	48	2,811	1.7%	0.8%	0.8%	0.9%
% of Patients satisfied with the dentistry they have received	7	7	N/A	93.8%	93.1%	93.2%
% of Patients satisfied with the time they had to wait for an appointment	7	7	N/A	87.7%	87.8%	88.3%

* This is based on patients treated on this contract for their most recent course of treatment. Figures in italics indicate the base number of FP17s or Patient Questionnaire responses are less than 100. N/A is shown where the base number of responses is less than 10 during the period. % is calculated as Quantity/Base number*100

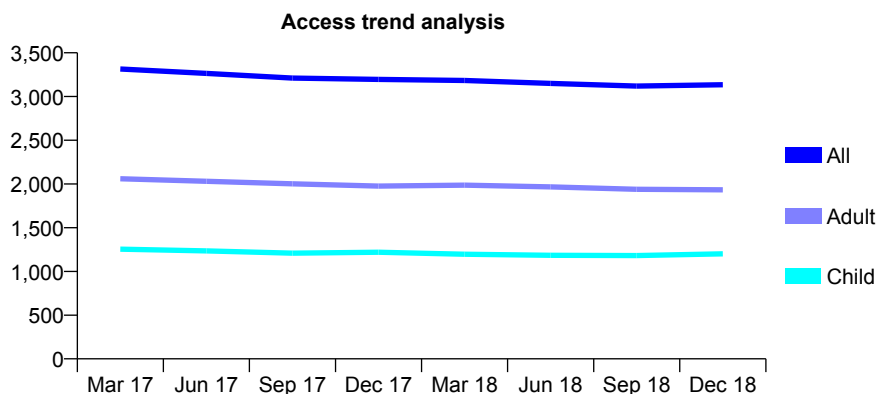
Q64 - Vital Signs At a Glance Contract Report for 135011/0001 - December 2018

Name or company name	Wylde Valley Dentistry Limited
Contract type name	GDS Contract
Purpose of contract	General
Contract start date	01/04/2008
Contract end date	

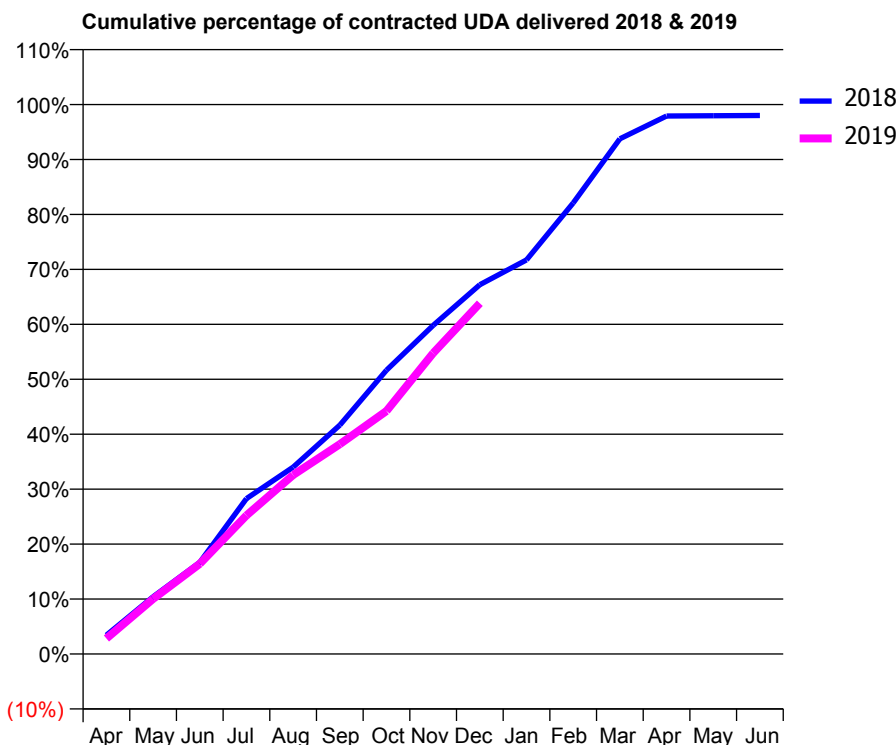
18/19 Contracted general activity (UDA)	7,374
Carry forward general activity (UDA)	148
18/19 Contracted orthodontic activity (UOA)	0
Carry forward orthodontic activity (UOA)	0
Baseline contract value	£173,924.05

ACCESS*

Patients seen in 24 months	Total	Change since previous quarter
Quarter ending December 2017	3,195	
Quarter ending March 2018	3,183	→
Quarter ending June 2018	3,150	↓
Quarter ending September 2018	3,120	→
Quarter ending December 2018	3,134	→
Variance since December 2017	(1.9%)	↓



ACTIVITY



Month	Adjusted Scheduled Activity (UDA)	
	2018	2019
April	254	208
May	769	741
June	1,230	1,210
July	2,085	1,861
August	2,508	2,402
September	3,072	2,815
October	3,808	3,262
November	4,410	4,037
December	4,956	4,707
January	5,288	
February	6,054	
March	6,913	
April	7,219	
May	7,223	
June	7,226	

QUALITY

	Quantity	Base Number	Contract	AT	Region	England
% of FP17s for the same patient ID Re-attending within 3 months - Children	241	1,767	13.6%	8.9%	11.3%	11.8%
% of FP17s for the same patient ID Re-attending within 3 months - Adults	340	2,462	13.8%	13.0%	15.3%	15.6%
% of FP17s for the same patient ID Re-attending between 3 & 9 months - Children	1,198	1,767	67.8%	61.9%	61.1%	58.8%
% of FP17s for the same patient ID Re-attending between 3 & 9 months - Adults	1,675	2,462	68.0%	52.4%	52.4%	51.0%
% of FP17s for Band 1 Urgent Courses	162	3,049	5.3%	8.4%	9.5%	9.0%
% of FP17s Relating to Free Repair or Replacements	24	3,049	0.8%	0.7%	0.7%	0.8%
% of FP17s Relating to Continuations	4	3,049	0.1%	0.8%	0.8%	0.9%
% of Patients satisfied with the dentistry they have received	5	5	N/A	93.8%	93.1%	93.2%
% of Patients satisfied with the time they had to wait for an appointment	5	5	N/A	87.7%	87.8%	88.3%

* This is based on patients treated on this contract for their most recent course of treatment. Figures in italics indicate the base number of FP17s or Patient Questionnaire responses are less than 100. N/A is shown where the base number of responses is less than 10 during the period. % is calculated as Quantity/Base number*100

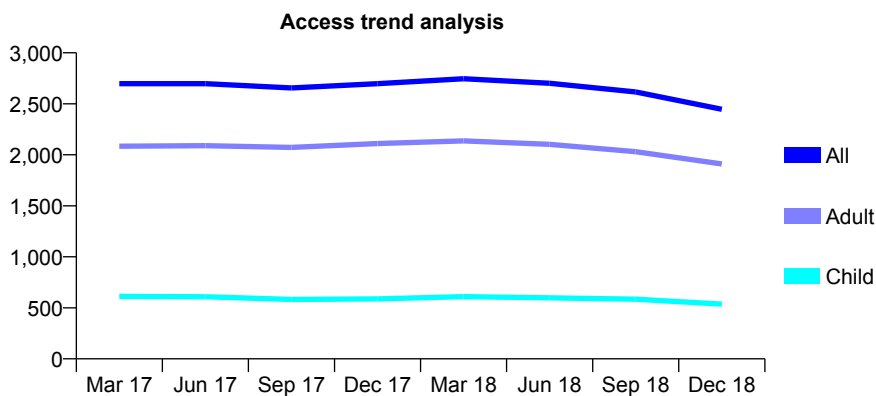
Q64 - Vital Signs At a Glance Contract Report for 135232/0001 - December 2018

Name or company name	Kennet River Dental Practice
Contract type name	PDS Contract
Purpose of contract	General
Contract start date	01/01/2009
Contract end date	01/01/2019

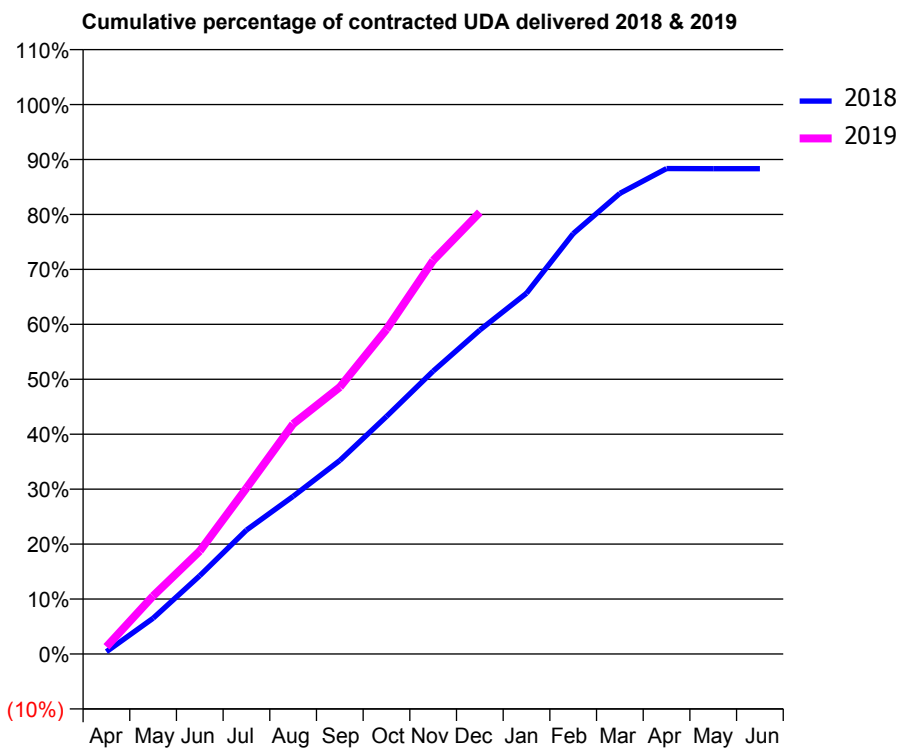
18/19 Contracted general activity (UDA)	5,793
Carry forward general activity (UDA)	0
18/19 Contracted orthodontic activity (UOA)	0
Carry forward orthodontic activity (UOA)	0
Baseline contract value	£134,949.50

ACCESS*

Patients seen in 24 months	Total	Change since previous quarter
Quarter ending December 2017	2,697	
Quarter ending March 2018	2,746	→
Quarter ending June 2018	2,701	↓
Quarter ending September 2018	2,616	↓
Quarter ending December 2018	2,447	↓
Variance since December 2017	(9.3%)	↓



ACTIVITY



Month	Adjusted Scheduled Activity (UDA)	
	2018	2019
April	33	76
May	501	612
June	1,097	1,086
July	1,736	1,750
August	2,209	2,426
September	2,710	2,813
October	3,328	3,422
November	3,962	4,149
December	4,536	4,657
January	5,054	
February	5,887	
March	6,451	
April	6,798	
May	6,797	
June	6,797	

QUALITY

	Quantity	Base Number	Contract	AT	Region	England
% of FP17s for the same patient ID Re-attending within 3 months - Children	37	646	5.7%	8.9%	11.3%	11.8%
% of FP17s for the same patient ID Re-attending within 3 months - Adults	242	2,000	12.1%	13.0%	15.3%	15.6%
% of FP17s for the same patient ID Re-attending between 3 & 9 months - Children	491	646	76.0%	61.9%	61.1%	58.8%
% of FP17s for the same patient ID Re-attending between 3 & 9 months - Adults	1,120	2,000	56.0%	52.4%	52.4%	51.0%
% of FP17s for Band 1 Urgent Courses	228	2,481	9.2%	8.4%	9.5%	9.0%
% of FP17s Relating to Free Repair or Replacements	24	2,481	1.0%	0.7%	0.7%	0.8%
% of FP17s Relating to Continuations	2	2,481	0.1%	0.8%	0.8%	0.9%
% of Patients satisfied with the dentistry they have received	0	0	N/A	93.8%	93.1%	93.2%
% of Patients satisfied with the time they had to wait for an appointment	0	0	N/A	87.7%	87.8%	88.3%

* This is based on patients treated on this contract for their most recent course of treatment. Figures in italics indicate the base number of FP17s or Patient Questionnaire responses are less than 100. N/A is shown where the base number of responses is less than 10 during the period. % is calculated as Quantity/Base number*100

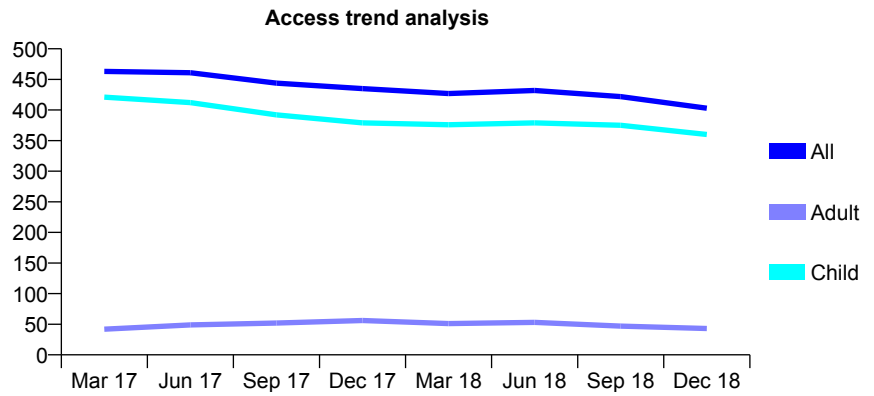
Q64 - Vital Signs At a Glance Contract Report for 135240/0001 - December 2018

Name or company name	Old College Dental Surgery
Contract type name	GDS Contract
Purpose of contract	General
Contract start date	01/04/2006
Contract end date	

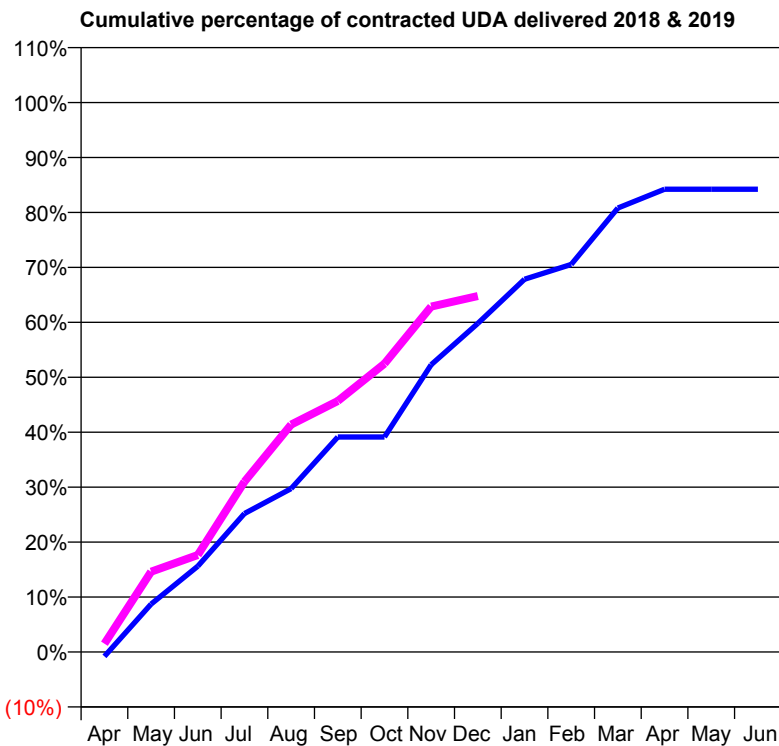
18/19 Contracted general activity (UDA)	991
Carry forward general activity (UDA)	0
18/19 Contracted orthodontic activity (UOA)	0
Carry forward orthodontic activity (UOA)	0
Baseline contract value	£22,760.51

ACCESS*

Patients seen in 24 months	Total	Change since previous quarter
Quarter ending December 2017	435	
Quarter ending March 2018	427	↓
Quarter ending June 2018	432	→
Quarter ending September 2018	422	↓
Quarter ending December 2018	403	↓
Variance since December 2017	(7.4%)	↓



ACTIVITY



Month	Adjusted Scheduled Activity (UDA)	
	2018	2019
April	-9	15
May	97	145
June	174	175
July	280	307
August	330	410
September	435	453
October	435	520
November	581	623
December	664	642
January	754	
February	784	
March	898	
April	936	
May	936	
June	936	

QUALITY

	Quantity	Base Number	Contract	AT	Region	England
% of FP17s for the same patient ID Re-attending within 3 months - Children	44	508	8.7%	8.9%	11.3%	11.8%
% of FP17s for the same patient ID Re-attending within 3 months - Adults	0	0	N/A	13.0%	15.3%	15.6%
% of FP17s for the same patient ID Re-attending between 3 & 9 months - Children	365	508	71.9%	61.9%	61.1%	58.8%
% of FP17s for the same patient ID Re-attending between 3 & 9 months - Adults	0	0	N/A	52.4%	52.4%	51.0%
% of FP17s for Band 1 Urgent Courses	25	475	5.3%	8.4%	9.5%	9.0%
% of FP17s Relating to Free Repair or Replacements	0	475	0.0%	0.7%	0.7%	0.8%
% of FP17s Relating to Continuations	0	475	0.0%	0.8%	0.8%	0.9%
% of Patients satisfied with the dentistry they have received	0	0	N/A	93.8%	93.1%	93.2%
% of Patients satisfied with the time they had to wait for an appointment	0	0	N/A	87.7%	87.8%	88.3%

* This is based on patients treated on this contract for their most recent course of treatment. Figures in italics indicate the base number of FP17s or Patient Questionnaire responses are less than 100. N/A is shown where the base number of responses is less than 10 during the period. % is calculated as Quantity/Base number*100

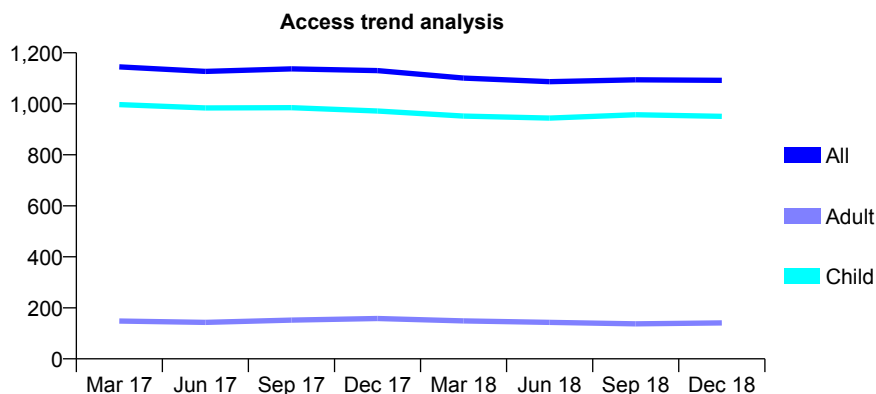
Q64 - Vital Signs At a Glance Contract Report for 135801/0001 - December 2018

Name or company name	Williams & Sanghera Dental Practice
Contract type name	GDS Contract
Purpose of contract	General
Contract start date	01/04/2006
Contract end date	

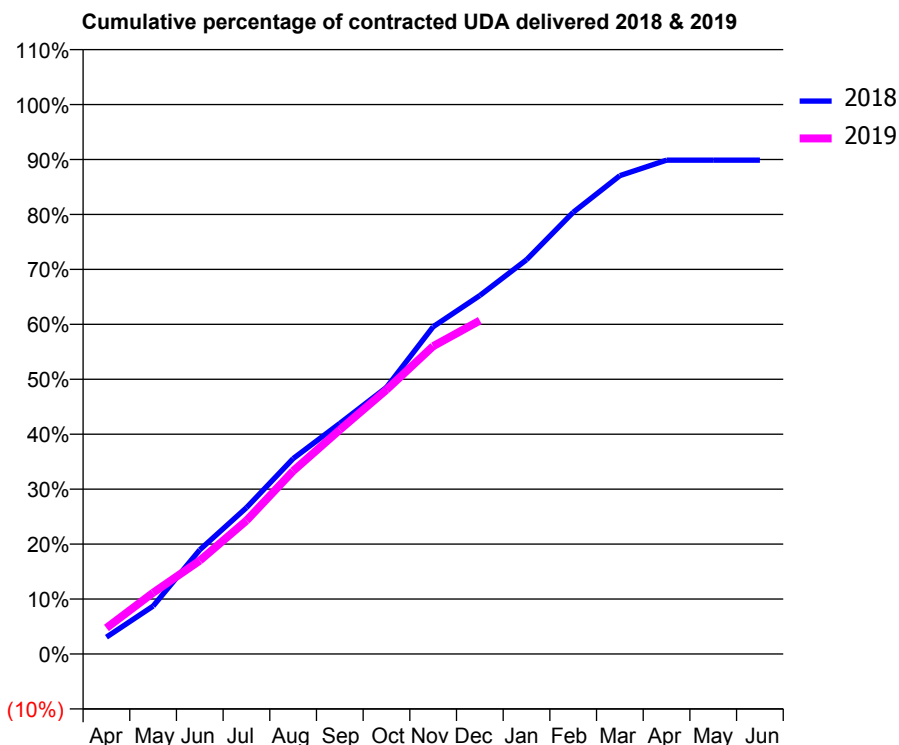
18/19 Contracted general activity (UDA)	2,375
Carry forward general activity (UDA)	0
18/19 Contracted orthodontic activity (UOA)	0
Carry forward orthodontic activity (UOA)	0
Baseline contract value	£58,389.16

ACCESS*

Patients seen in 24 months	Total	Change since previous quarter
Quarter ending December 2017	1,130	
Quarter ending March 2018	1,101	↓
Quarter ending June 2018	1,087	↓
Quarter ending September 2018	1,094	→
Quarter ending December 2018	1,092	→
Variance since December 2017	(3.4%)	↓



ACTIVITY



Month	Adjusted Scheduled Activity (UDA)	
	2018	2019
April	76	112
May	217	265
June	472	404
July	662	577
August	884	791
September	1,044	969
October	1,207	1,142
November	1,481	1,330
December	1,623	1,441
January	1,784	
February	1,999	
March	2,165	
April	2,235	
May	2,235	
June	2,235	

QUALITY

	Quantity	Base Number	Contract	AT	Region	England
% of FP17s for the same patient ID Re-attending within 3 months - Children	78	1,175	6.6%	8.9%	11.3%	11.8%
% of FP17s for the same patient ID Re-attending within 3 months - Adults	0	0	N/A	13.0%	15.3%	15.6%
% of FP17s for the same patient ID Re-attending between 3 & 9 months - Children	826	1,175	70.3%	61.9%	61.1%	58.8%
% of FP17s for the same patient ID Re-attending between 3 & 9 months - Adults	0	0	N/A	52.4%	52.4%	51.0%
% of FP17s for Band 1 Urgent Courses	36	1,123	3.2%	8.4%	9.5%	9.0%
% of FP17s Relating to Free Repair or Replacements	0	1,123	0.0%	0.7%	0.7%	0.8%
% of FP17s Relating to Continuations	0	1,123	0.0%	0.8%	0.8%	0.9%
% of Patients satisfied with the dentistry they have received	0	0	N/A	93.8%	93.1%	93.2%
% of Patients satisfied with the time they had to wait for an appointment	0	0	N/A	87.7%	87.8%	88.3%

* This is based on patients treated on this contract for their most recent course of treatment. Figures in italics indicate the base number of FP17s or Patient Questionnaire responses are less than 100. N/A is shown where the base number of responses is less than 10 during the period. % is calculated as Quantity/Base number*100

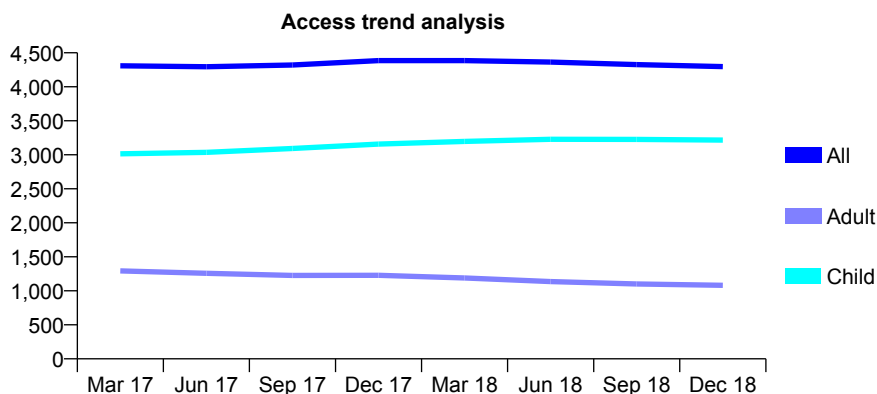
Q64 - Vital Signs At a Glance Contract Report for 136441/0001 - December 2018

Name or company name	Priory Vale Partnership
Contract type name	GDS Contract
Purpose of contract	General
Contract start date	01/03/2013
Contract end date	

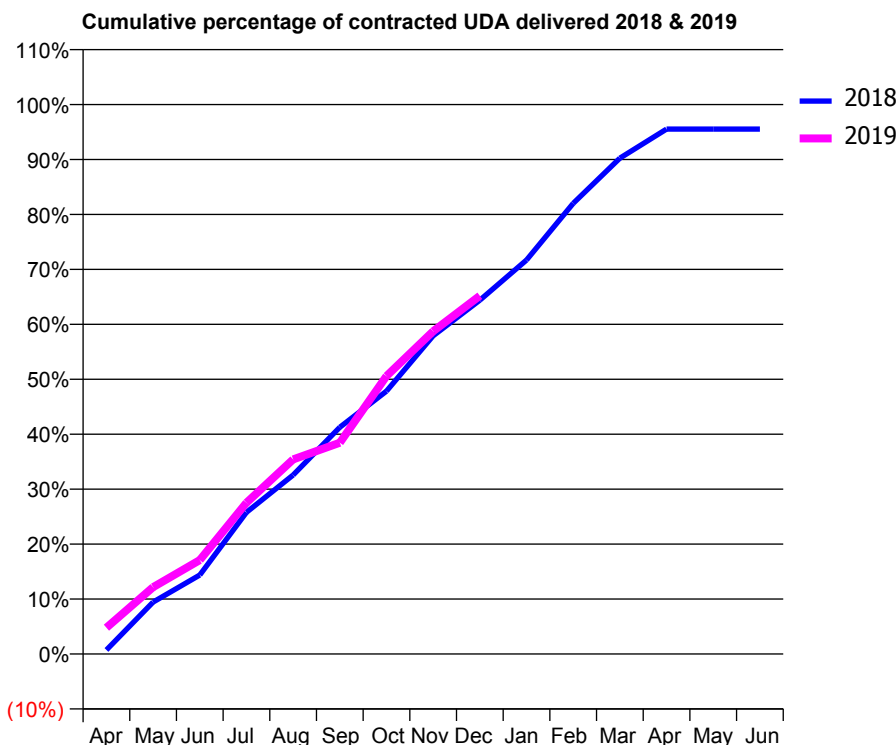
18/19 Contracted general activity (UDA)	10,467
Carry forward general activity (UDA)	0
18/19 Contracted orthodontic activity (UOA)	0
Carry forward orthodontic activity (UOA)	0
Baseline contract value	£263,840.67

ACCESS*

Patients seen in 24 months	Total	Change since previous quarter
Quarter ending December 2017	4,385	
Quarter ending March 2018	4,386	→
Quarter ending June 2018	4,364	→
Quarter ending September 2018	4,327	→
Quarter ending December 2018	4,298	→
Variance since December 2017	(2.0%)	↓



ACTIVITY



Adjusted Scheduled Activity (UDA)		
Month	2018	2019
April	78	503
May	990	1,274
June	1,505	1,790
July	2,698	2,882
August	3,411	3,706
September	4,319	4,024
October	5,009	5,294
November	6,061	6,148
December	6,740	6,823
January	7,505	
February	8,583	
March	9,445	
April	9,999	
May	10,000	
June	10,000	

QUALITY

	Quantity	Base Number	Contract	AT	Region	England
% of FP17s for the same patient ID Re-attending within 3 months - Children	151	3,106	4.9%	8.9%	11.3%	11.8%
% of FP17s for the same patient ID Re-attending within 3 months - Adults	106	721	14.7%	13.0%	15.3%	15.6%
% of FP17s for the same patient ID Re-attending between 3 & 9 months - Children	1,855	3,106	59.7%	61.9%	61.1%	58.8%
% of FP17s for the same patient ID Re-attending between 3 & 9 months - Adults	330	721	45.8%	52.4%	52.4%	51.0%
% of FP17s for Band 1 Urgent Courses	215	3,620	5.9%	8.4%	9.5%	9.0%
% of FP17s Relating to Free Repair or Replacements	1	3,620	0.0%	0.7%	0.7%	0.8%
% of FP17s Relating to Continuations	0	3,620	0.0%	0.8%	0.8%	0.9%
% of Patients satisfied with the dentistry they have received	1	1	N/A	93.8%	93.1%	93.2%
% of Patients satisfied with the time they had to wait for an appointment	1	1	N/A	87.7%	87.8%	88.3%

* This is based on patients treated on this contract for their most recent course of treatment. Figures in italics indicate the base number of FP17s or Patient Questionnaire responses are less than 100. N/A is shown where the base number of responses is less than 10 during the period. % is calculated as Quantity/Base number*100

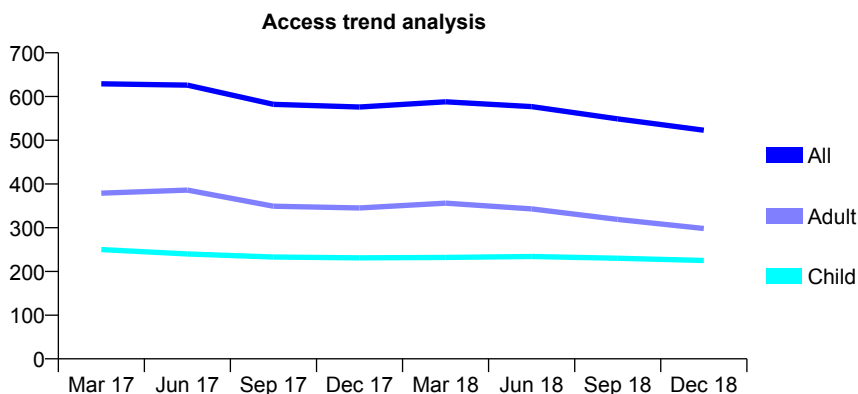
Q64 - Vital Signs At a Glance Contract Report for 136522/0001 - December 2018

Name or company name	Mr MJ Brown, Salford Dental Practice
Contract type name	GDS Contract
Purpose of contract	General
Contract start date	30/05/2014
Contract end date	

18/19 Contracted general activity (UDA)	1,014
Carry forward general activity (UDA)	-21
18/19 Contracted orthodontic activity (UOA)	0
Carry forward orthodontic activity (UOA)	0
Baseline contract value	£26,694.76

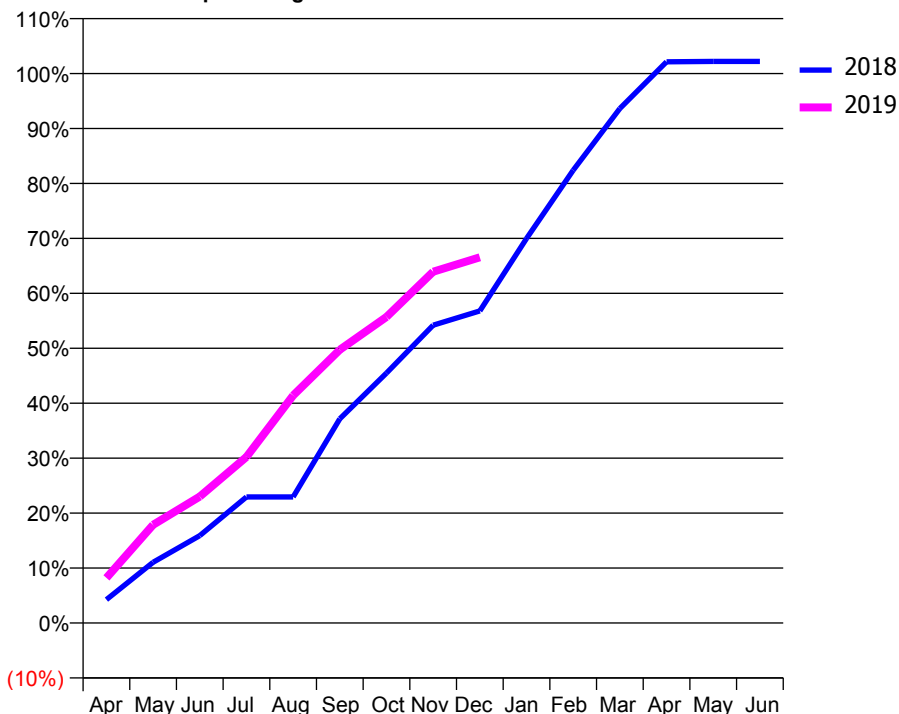
ACCESS*

Patients seen in 24 months	Total	Change since previous quarter
Quarter ending December 2017	576	
Quarter ending March 2018	588	↑
Quarter ending June 2018	577	↓
Quarter ending September 2018	549	↓
Quarter ending December 2018	523	↓
Variance since December 2017	(9.2%)	↓



ACTIVITY

Cumulative percentage of contracted UDA delivered 2018 & 2019



Month	Adjusted Scheduled Activity (UDA)	
	2018	2019
April	44	83
May	115	181
June	165	233
July	239	306
August	239	420
September	387	504
October	473	565
November	564	648
December	591	675
January	728	
February	857	
March	974	
April	1,062	
May	1,063	
June	1,063	

QUALITY

	Quantity	Base Number	Contract	AT	Region	England
% of FP17s for the same patient ID Re-attending within 3 months - Children	8	220	3.6%	8.9%	11.3%	11.8%
% of FP17s for the same patient ID Re-attending within 3 months - Adults	26	222	11.7%	13.0%	15.3%	15.6%
% of FP17s for the same patient ID Re-attending between 3 & 9 months - Children	142	220	64.5%	61.9%	61.1%	58.8%
% of FP17s for the same patient ID Re-attending between 3 & 9 months - Adults	120	222	54.1%	52.4%	52.4%	51.0%
% of FP17s for Band 1 Urgent Courses	19	411	4.6%	8.4%	9.5%	9.0%
% of FP17s Relating to Free Repair or Replacements	0	411	0.0%	0.7%	0.7%	0.8%
% of FP17s Relating to Continuations	2	411	0.5%	0.8%	0.8%	0.9%
% of Patients satisfied with the dentistry they have received	8	8	N/A	93.8%	93.1%	93.2%
% of Patients satisfied with the time they had to wait for an appointment	6	8	N/A	87.7%	87.8%	88.3%

* This is based on patients treated on this contract for their most recent course of treatment. Figures in italics indicate the base number of FP17s or Patient Questionnaire responses are less than 100. N/A is shown where the base number of responses is less than 10 during the period. % is calculated as Quantity/Base number*100

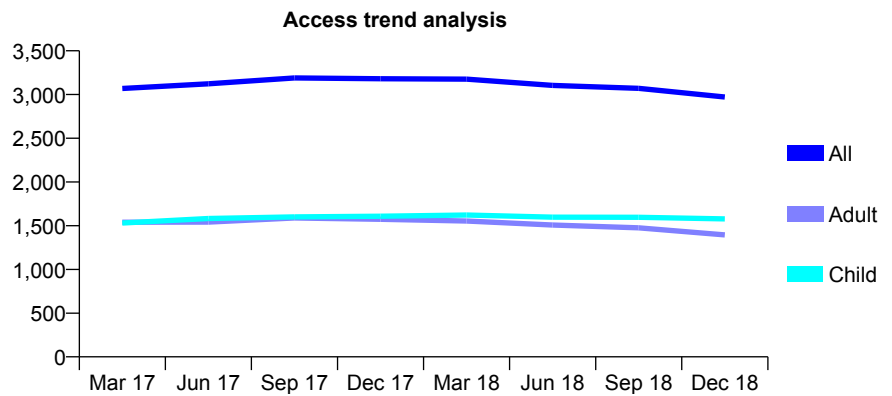
Q64 - Vital Signs At a Glance Contract Report for 137995/0001 - December 2018

Name or company name	Nelson Street Dental Practice Partnership
Contract type name	GDS Contract
Purpose of contract	General
Contract start date	01/04/2014
Contract end date	

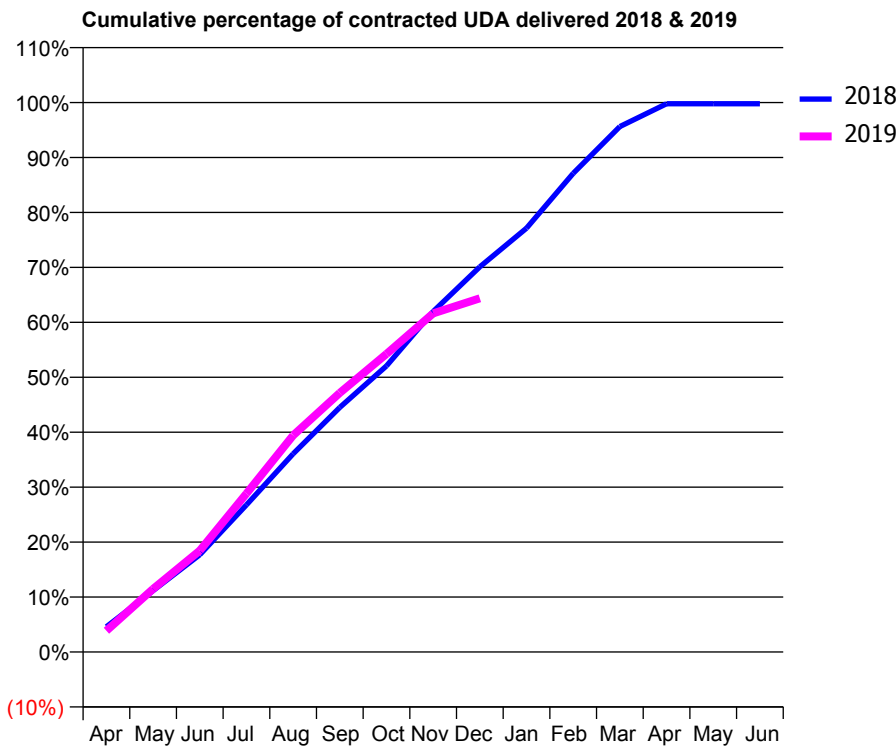
18/19 Contracted general activity (UDA)	8,023
Carry forward general activity (UDA)	18
18/19 Contracted orthodontic activity (UOA)	0
Carry forward orthodontic activity (UOA)	0
Baseline contract value	£190,503.09

ACCESS*

Patients seen in 24 months	Total	Change since previous quarter
Quarter ending December 2017	3,181	
Quarter ending March 2018	3,176	→
Quarter ending June 2018	3,104	↓
Quarter ending September 2018	3,071	↓
Quarter ending December 2018	2,971	↓
Variance since December 2017	(6.6%)	↓



ACTIVITY



Adjusted Scheduled Activity (UDA)		
Month	2018	2019
April	368	310
May	897	922
June	1,420	1,481
July	2,148	2,314
August	2,893	3,163
September	3,573	3,783
October	4,176	4,352
November	4,972	4,945
December	5,624	5,164
January	6,188	
February	6,989	
March	7,672	
April	8,005	
May	8,005	
June	8,005	

QUALITY

	Quantity	Base Number	Contract	AT	Region	England
% of FP17s for the same patient ID Re-attending within 3 months - Children	96	1,641	5.9%	8.9%	11.3%	11.8%
% of FP17s for the same patient ID Re-attending within 3 months - Adults	208	1,164	17.9%	13.0%	15.3%	15.6%
% of FP17s for the same patient ID Re-attending between 3 & 9 months - Children	1,130	1,641	68.9%	61.9%	61.1%	58.8%
% of FP17s for the same patient ID Re-attending between 3 & 9 months - Adults	632	1,164	54.3%	52.4%	52.4%	51.0%
% of FP17s for Band 1 Urgent Courses	158	2,458	6.4%	8.4%	9.5%	9.0%
% of FP17s Relating to Free Repair or Replacements	0	2,458	0.0%	0.7%	0.7%	0.8%
% of FP17s Relating to Continuations	26	2,458	1.1%	0.8%	0.8%	0.9%
% of Patients satisfied with the dentistry they have received	1	1	N/A	93.8%	93.1%	93.2%
% of Patients satisfied with the time they had to wait for an appointment	1	1	N/A	87.7%	87.8%	88.3%

* This is based on patients treated on this contract for their most recent course of treatment. Figures in italics indicate the base number of FP17s or Patient Questionnaire responses are less than 100. N/A is shown where the base number of responses is less than 10 during the period. % is calculated as Quantity/Base number*100

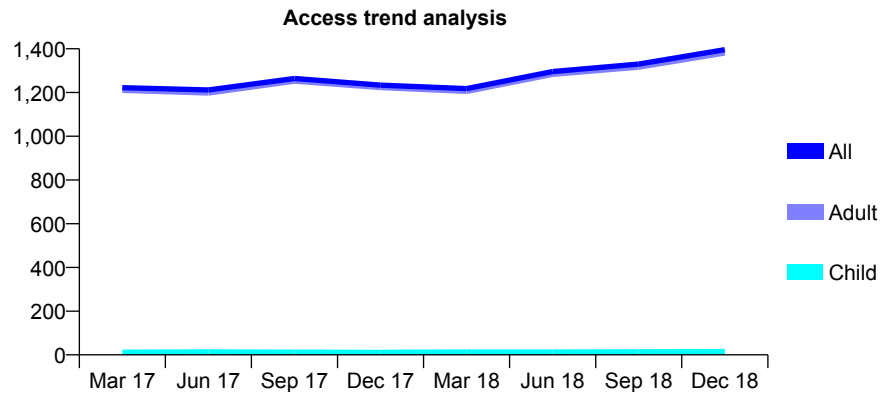
Q64 - Vital Signs At a Glance Contract Report for 138843/0001 - December 2018

Name or company name	BASDAC LLP
Contract type name	GDS Contract
Purpose of contract	General
Contract start date	01/04/2013
Contract end date	

18/19 Contracted general activity (UDA)	3,673
Carry forward general activity (UDA)	0
18/19 Contracted orthodontic activity (UOA)	0
Carry forward orthodontic activity (UOA)	0
Baseline contract value	£225,570.98

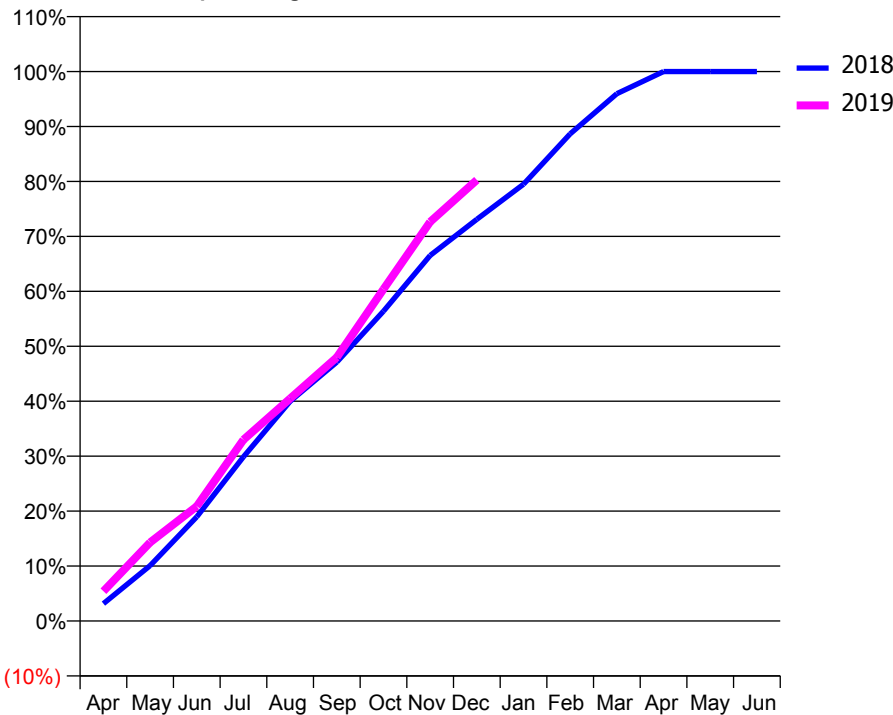
ACCESS*

Patients seen in 24 months	Total	Change since previous quarter
Quarter ending December 2017	1,234	
Quarter ending March 2018	1,218	↓
Quarter ending June 2018	1,296	↑
Quarter ending September 2018	1,330	↑
Quarter ending December 2018	1,396	↑
Variance since December 2017	13.1%	↑



ACTIVITY

Cumulative percentage of contracted UDA delivered 2018 & 2019



Month	Adjusted Scheduled Activity (UDA)	
	2018	2019
April	106	199
May	337	525
June	633	767
July	998	1,212
August	1,335	1,487
September	1,573	1,763
October	1,883	2,218
November	2,221	2,668
December	2,441	2,948
January	2,654	
February	2,960	
March	3,204	
April	3,339	
May	3,339	
June	3,339	

QUALITY

	Quantity	Base Number	Contract	AT	Region	England
% of FP17s for the same patient ID Re-attending within 3 months - Children	0	16	0.0%	8.9%	11.3%	11.8%
% of FP17s for the same patient ID Re-attending within 3 months - Adults	2	1,035	0.2%	13.0%	15.3%	15.6%
% of FP17s for the same patient ID Re-attending between 3 & 9 months - Children	0	16	0.0%	61.9%	61.1%	58.8%
% of FP17s for the same patient ID Re-attending between 3 & 9 months - Adults	8	1,035	0.8%	52.4%	52.4%	51.0%
% of FP17s for Band 1 Urgent Courses	0	1,006	0.0%	8.4%	9.5%	9.0%
% of FP17s Relating to Free Repair or Replacements	0	1,006	0.0%	0.7%	0.7%	0.8%
% of FP17s Relating to Continuations	0	1,006	0.0%	0.8%	0.8%	0.9%
% of Patients satisfied with the dentistry they have received	0	0	N/A	93.8%	93.1%	93.2%
% of Patients satisfied with the time they had to wait for an appointment	0	0	N/A	87.7%	87.8%	88.3%

* This is based on patients treated on this contract for their most recent course of treatment. Figures in italics indicate the base number of FP17s or Patient Questionnaire responses are less than 100. N/A is shown where the base number of responses is less than 10 during the period. % is calculated as Quantity/Base number*100

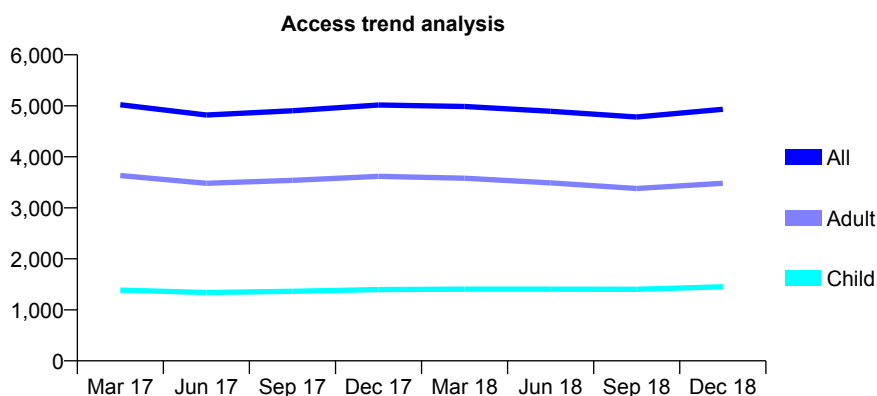
Q64 - Vital Signs At a Glance Contract Report for 141909/0001 - December 2018

Name or company name	Halton House Dental Centre
Contract type name	GDS Contract
Purpose of contract	General
Contract start date	01/04/2013
Contract end date	

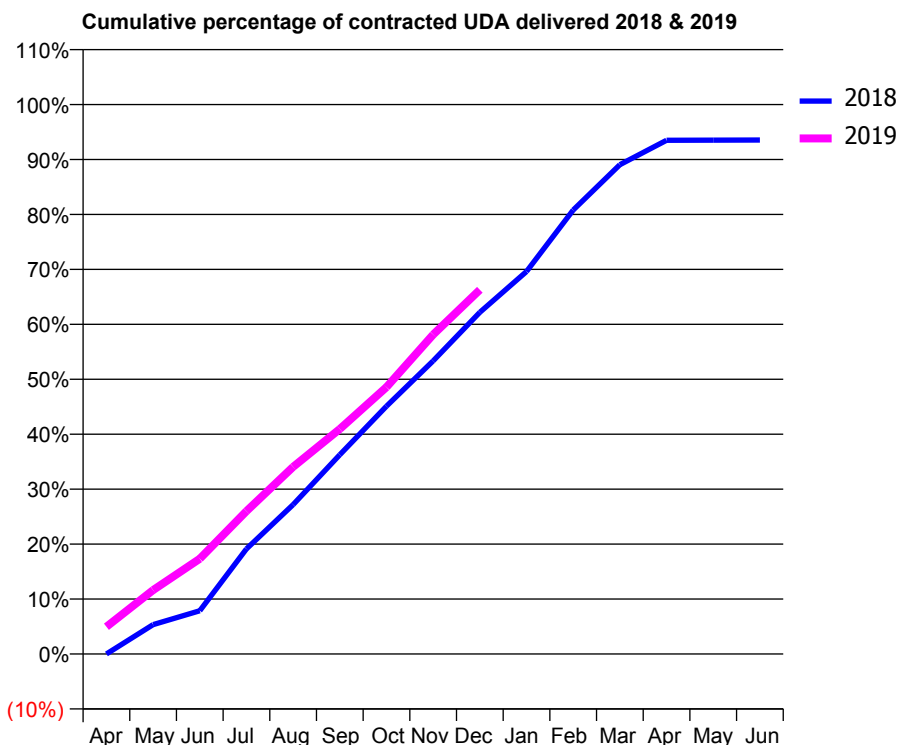
18/19 Contracted general activity (UDA)	14,628
Carry forward general activity (UDA)	0
18/19 Contracted orthodontic activity (UOA)	0
Carry forward orthodontic activity (UOA)	0
Baseline contract value	£390,467.09

ACCESS*

Patients seen in 24 months	Total	Change since previous quarter
Quarter ending December 2017	5,016	
Quarter ending March 2018	4,986	→
Quarter ending June 2018	4,893	↓
Quarter ending September 2018	4,780	↓
Quarter ending December 2018	4,932	↑
Variance since December 2017	(1.7%)	↓



ACTIVITY



Month	Adjusted Scheduled Activity (UDA)	
	2018	2019
April	0	726
May	784	1,703
June	1,152	2,535
July	2,800	3,803
August	3,979	4,984
September	5,306	5,992
October	6,598	7,106
November	7,805	8,504
December	9,095	9,695
January	10,184	
February	11,819	
March	13,025	
April	13,675	
May	13,678	
June	13,682	

QUALITY

	Quantity	Base Number	Contract	AT	Region	England
% of FP17s for the same patient ID Re-attending within 3 months - Children	93	1,585	5.9%	8.9%	11.3%	11.8%
% of FP17s for the same patient ID Re-attending within 3 months - Adults	413	3,412	12.1%	13.0%	15.3%	15.6%
% of FP17s for the same patient ID Re-attending between 3 & 9 months - Children	1,027	1,585	64.8%	61.9%	61.1%	58.8%
% of FP17s for the same patient ID Re-attending between 3 & 9 months - Adults	2,038	3,412	59.7%	52.4%	52.4%	51.0%
% of FP17s for Band 1 Urgent Courses	286	4,732	6.0%	8.4%	9.5%	9.0%
% of FP17s Relating to Free Repair or Replacements	30	4,732	0.6%	0.7%	0.7%	0.8%
% of FP17s Relating to Continuations	54	4,732	1.1%	0.8%	0.8%	0.9%
% of Patients satisfied with the dentistry they have received	4	4	N/A	93.8%	93.1%	93.2%
% of Patients satisfied with the time they had to wait for an appointment	3	4	N/A	87.7%	87.8%	88.3%

* This is based on patients treated on this contract for their most recent course of treatment. Figures in italics indicate the base number of FP17s or Patient Questionnaire responses are less than 100. N/A is shown where the base number of responses is less than 10 during the period. % is calculated as Quantity/Base number*100

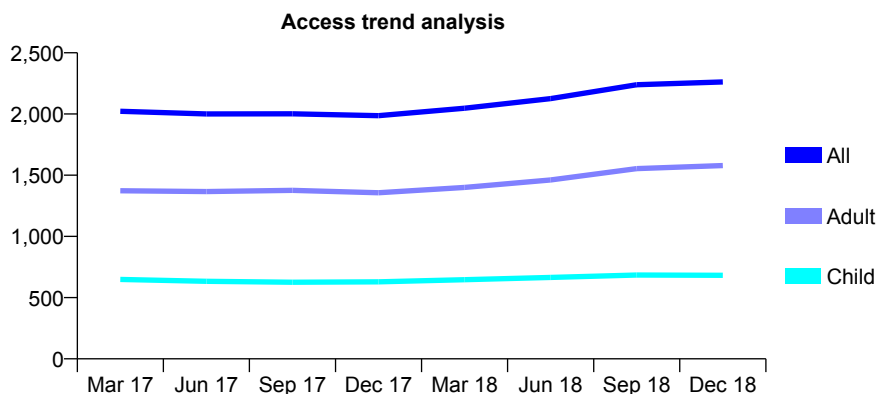
Q64 - Vital Signs At a Glance Contract Report for 146420/0001 - December 2018

Name or company name	North Way Dental Practice Ltd
Contract type name	GDS Contract
Purpose of contract	General
Contract start date	01/07/2012
Contract end date	

18/19 Contracted general activity (UDA)	6,184
Carry forward general activity (UDA)	0
18/19 Contracted orthodontic activity (UOA)	0
Carry forward orthodontic activity (UOA)	0
Baseline contract value	£227,360.87

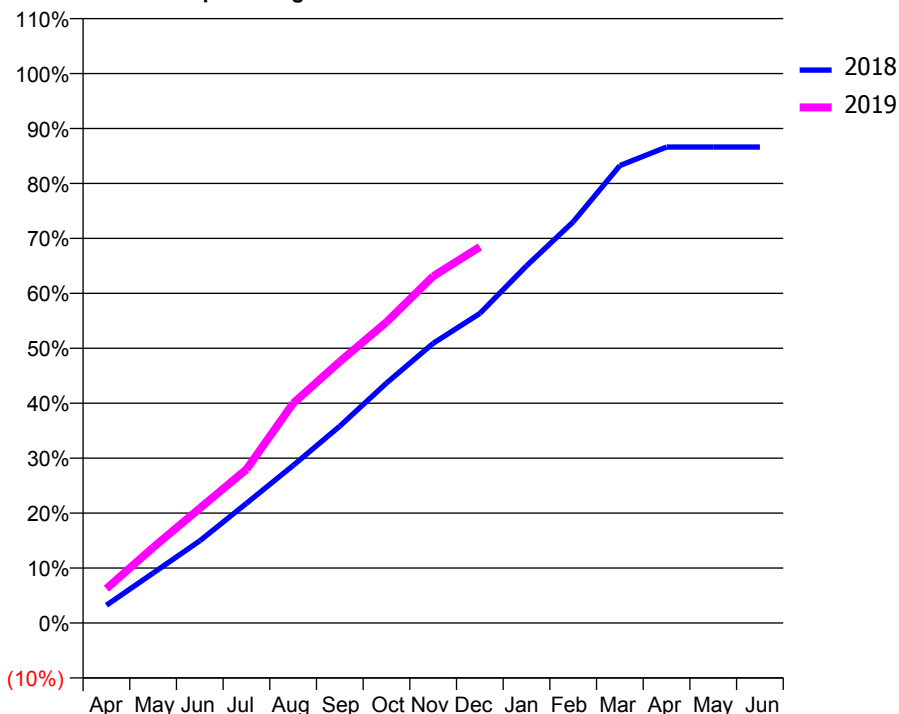
ACCESS*

Patients seen in 24 months	Total	Change since previous quarter
Quarter ending December 2017	1,986	
Quarter ending March 2018	2,047	↑
Quarter ending June 2018	2,126	↑
Quarter ending September 2018	2,239	↑
Quarter ending December 2018	2,262	→
Variance since December 2017	13.9%	↑



ACTIVITY

Cumulative percentage of contracted UDA delivered 2018 & 2019



Adjusted Scheduled Activity (UDA)

Month	2018	2019
April	200	386
May	562	850
June	925	1,292
July	1,347	1,729
August	1,773	2,472
September	2,216	2,943
October	2,701	3,386
November	3,147	3,903
December	3,484	4,232
January	4,019	
February	4,515	
March	5,148	
April	5,356	
May	5,356	
June	5,356	

QUALITY

	Quantity	Base Number	Contract	AT	Region	England
% of FP17s for the same patient ID Re-attending within 3 months - Children	47	885	5.3%	8.9%	11.3%	11.8%
% of FP17s for the same patient ID Re-attending within 3 months - Adults	180	1,846	9.8%	13.0%	15.3%	15.6%
% of FP17s for the same patient ID Re-attending between 3 & 9 months - Children	613	885	69.3%	61.9%	61.1%	58.8%
% of FP17s for the same patient ID Re-attending between 3 & 9 months - Adults	1,202	1,846	65.1%	52.4%	52.4%	51.0%
% of FP17s for Band 1 Urgent Courses	71	2,599	2.7%	8.4%	9.5%	9.0%
% of FP17s Relating to Free Repair or Replacements	10	2,599	0.4%	0.7%	0.7%	0.8%
% of FP17s Relating to Continuations	11	2,599	0.4%	0.8%	0.8%	0.9%
% of Patients satisfied with the dentistry they have received	2	2	N/A	93.8%	93.1%	93.2%
% of Patients satisfied with the time they had to wait for an appointment	2	2	N/A	87.7%	87.8%	88.3%

* This is based on patients treated on this contract for their most recent course of treatment. Figures in italics indicate the base number of FP17s or Patient Questionnaire responses are less than 100. N/A is shown where the base number of responses is less than 10 during the period. % is calculated as Quantity/Base number*100

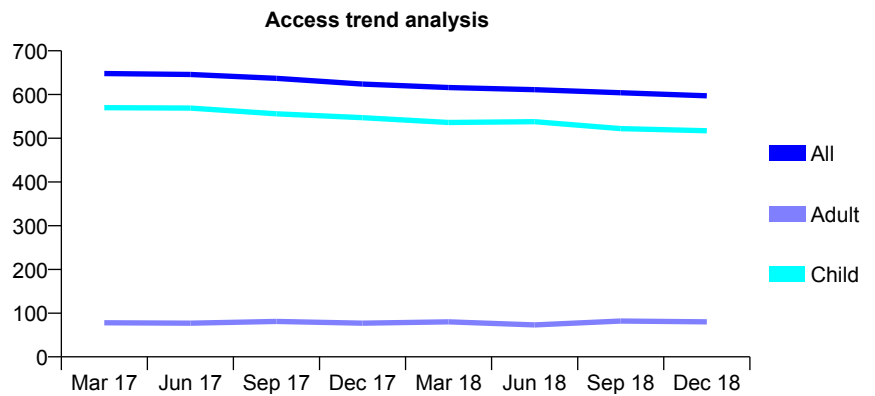
Q64 - Vital Signs At a Glance Contract Report for 147567/0001 - December 2018

Name or company name	Stonehouse Dental Practice
Contract type name	GDS Contract
Purpose of contract	General
Contract start date	01/11/2012
Contract end date	

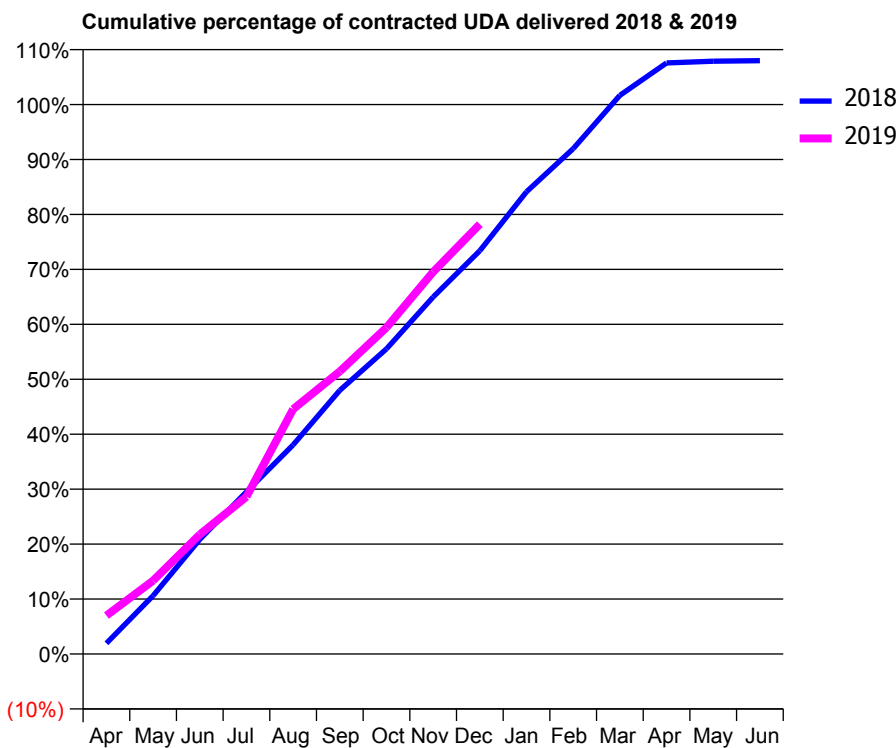
18/19 Contracted general activity (UDA)	970
Carry forward general activity (UDA)	-19
18/19 Contracted orthodontic activity (UOA)	0
Carry forward orthodontic activity (UOA)	0
Baseline contract value	£22,541.49

ACCESS*

Patients seen in 24 months	Total	Change since previous quarter
Quarter ending December 2017	624	
Quarter ending March 2018	616	↓
Quarter ending June 2018	611	→
Quarter ending September 2018	604	↓
Quarter ending December 2018	597	↓
Variance since December 2017	(4.3%)	↓



ACTIVITY



Month	Adjusted Scheduled Activity (UDA)	
	2018	2019
April	19	68
May	103	130
June	202	211
July	286	278
August	369	432
September	465	499
October	539	576
November	630	675
December	712	759
January	816	
February	892	
March	986	
April	1,043	
May	1,046	
June	1,047	

QUALITY

	Quantity	Base Number	Contract	AT	Region	England
% of FP17s for the same patient ID Re-attending within 3 months - Children	38	571	6.7%	8.9%	11.3%	11.8%
% of FP17s for the same patient ID Re-attending within 3 months - Adults	1	24	4.2%	13.0%	15.3%	15.6%
% of FP17s for the same patient ID Re-attending between 3 & 9 months - Children	369	571	64.6%	61.9%	61.1%	58.8%
% of FP17s for the same patient ID Re-attending between 3 & 9 months - Adults	13	24	54.2%	52.4%	52.4%	51.0%
% of FP17s for Band 1 Urgent Courses	18	549	3.3%	8.4%	9.5%	9.0%
% of FP17s Relating to Free Repair or Replacements	0	549	0.0%	0.7%	0.7%	0.8%
% of FP17s Relating to Continuations	0	549	0.0%	0.8%	0.8%	0.9%
% of Patients satisfied with the dentistry they have received	0	0	N/A	93.8%	93.1%	93.2%
% of Patients satisfied with the time they had to wait for an appointment	0	0	N/A	87.7%	87.8%	88.3%

* This is based on patients treated on this contract for their most recent course of treatment. Figures in italics indicate the base number of FP17s or Patient Questionnaire responses are less than 100. N/A is shown where the base number of responses is less than 10 during the period. % is calculated as Quantity/Base number*100

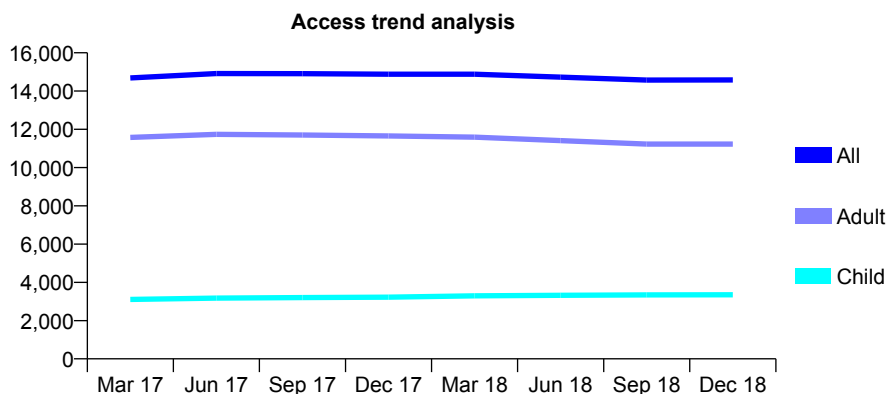
Q64 - Vital Signs At a Glance Contract Report for 147575/0001 - December 2018

Name or company name	Oriel Villas Dental Surgery
Contract type name	GDS Contract
Purpose of contract	General
Contract start date	01/09/2010
Contract end date	

18/19 Contracted general activity (UDA)	35,818
Carry forward general activity (UDA)	397
18/19 Contracted orthodontic activity (UOA)	0
Carry forward orthodontic activity (UOA)	0
Baseline contract value	£874,216.20

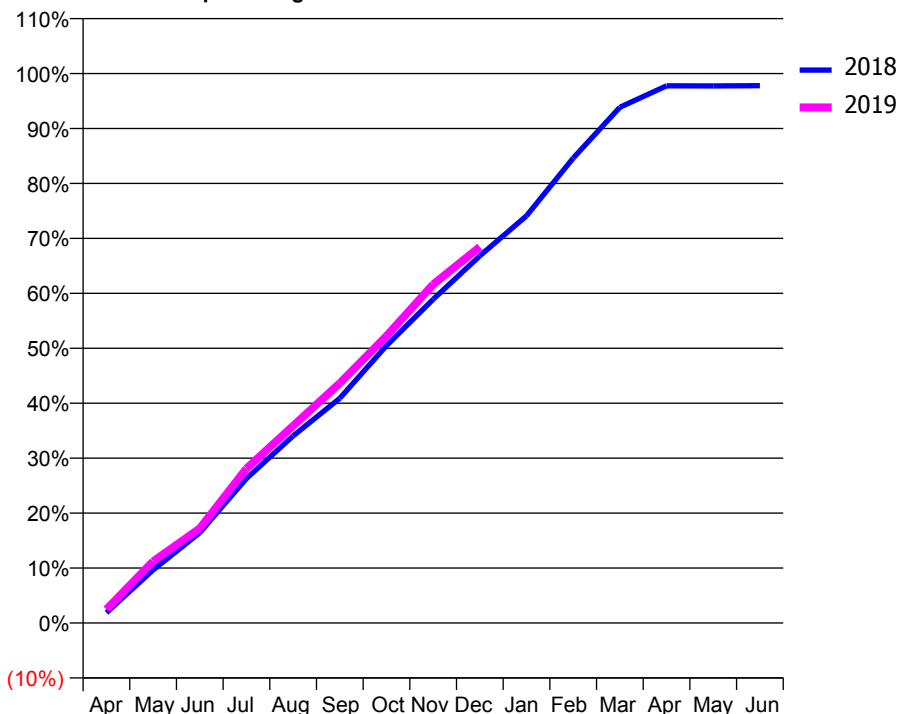
ACCESS*

Patients seen in 24 months	Total	Change since previous quarter
Quarter ending December 2017	14,880	
Quarter ending March 2018	14,882	→
Quarter ending June 2018	14,729	↓
Quarter ending September 2018	14,572	↓
Quarter ending December 2018	14,579	→
Variance since December 2017	(2.0%)	↓



ACTIVITY

Cumulative percentage of contracted UDA delivered 2018 & 2019



Month	Adjusted Scheduled Activity (UDA)	
	2018	2019
April	677	894
May	3,466	4,019
June	5,889	6,163
July	9,427	10,069
August	12,198	12,855
September	14,654	15,632
October	18,083	18,711
November	21,101	22,072
December	23,933	24,512
January	26,542	
February	30,300	
March	33,614	
April	35,015	
May	35,004	
June	35,021	

QUALITY

	Quantity	Base Number	Contract	AT	Region	England
% of FP17s for the same patient ID Re-attending within 3 months - Children	195	3,200	6.1%	8.9%	11.3%	11.8%
% of FP17s for the same patient ID Re-attending within 3 months - Adults	1,081	9,617	11.2%	13.0%	15.3%	15.6%
% of FP17s for the same patient ID Re-attending between 3 & 9 months - Children	1,644	3,200	51.4%	61.9%	61.1%	58.8%
% of FP17s for the same patient ID Re-attending between 3 & 9 months - Adults	4,280	9,617	44.5%	52.4%	52.4%	51.0%
% of FP17s for Band 1 Urgent Courses	769	11,846	6.5%	8.4%	9.5%	9.0%
% of FP17s Relating to Free Repair or Replacements	96	11,846	0.8%	0.7%	0.7%	0.8%
% of FP17s Relating to Continuations	39	11,846	0.3%	0.8%	0.8%	0.9%
% of Patients satisfied with the dentistry they have received	11	12	91.7%	93.8%	93.1%	93.2%
% of Patients satisfied with the time they had to wait for an appointment	11	12	91.7%	87.7%	87.8%	88.3%

* This is based on patients treated on this contract for their most recent course of treatment. Figures in italics indicate the base number of FP17s or Patient Questionnaire responses are less than 100. N/A is shown where the base number of responses is less than 10 during the period. % is calculated as Quantity/Base number*100

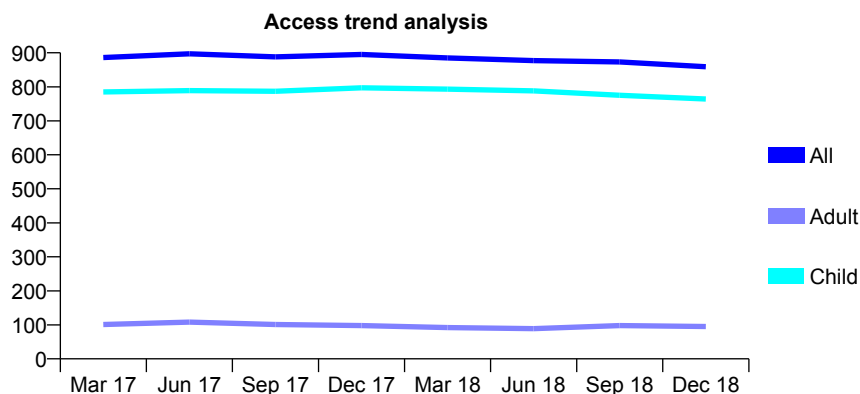
Q64 - Vital Signs At a Glance Contract Report for 148210/0001 - December 2018

Name or company name	Clarence House Partnership
Contract type name	GDS Contract
Purpose of contract	General
Contract start date	07/04/2015
Contract end date	

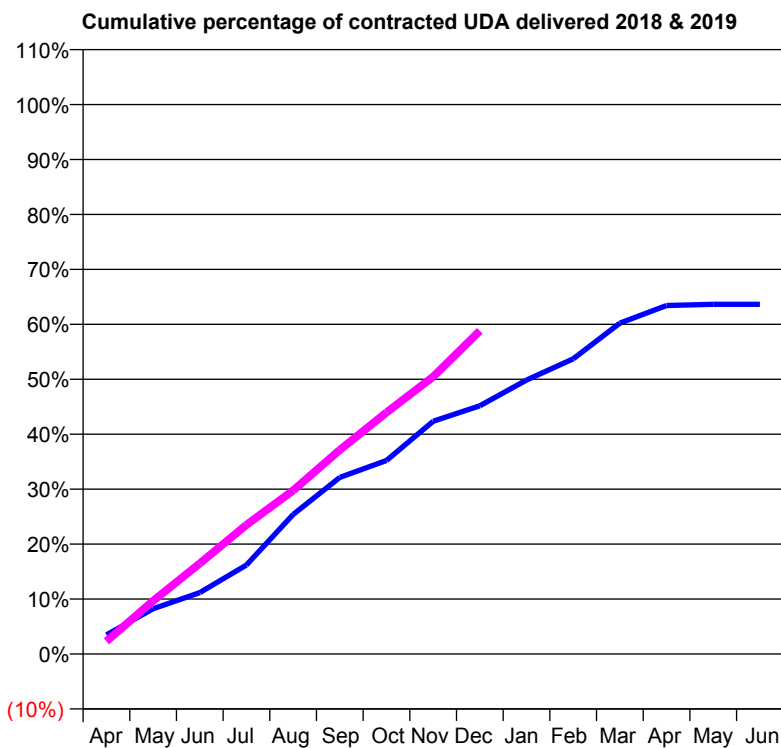
18/19 Contracted general activity (UDA)	2,200
Carry forward general activity (UDA)	0
18/19 Contracted orthodontic activity (UOA)	0
Carry forward orthodontic activity (UOA)	0
Baseline contract value	£58,781.59

ACCESS*

Patients seen in 24 months	Total	Change since previous quarter
Quarter ending December 2017	895	
Quarter ending March 2018	885	↓
Quarter ending June 2018	877	→
Quarter ending September 2018	873	→
Quarter ending December 2018	859	↓
Variance since December 2017	(4.0%)	↓



ACTIVITY



Month	Adjusted Scheduled Activity (UDA)	
	2018	2019
April	106	51
May	251	213
June	341	363
July	494	517
August	775	655
September	981	817
October	1,075	967
November	1,292	1,110
December	1,378	1,294
January	1,521	
February	1,639	
March	1,837	
April	1,935	
May	1,942	
June	1,942	

QUALITY

	Quantity	Base Number	Contract	AT	Region	England
% of FP17s for the same patient ID Re-attending within 3 months - Children	50	836	6.0%	8.9%	11.3%	11.8%
% of FP17s for the same patient ID Re-attending within 3 months - Adults	0	1	0.0%	13.0%	15.3%	15.6%
% of FP17s for the same patient ID Re-attending between 3 & 9 months - Children	499	836	59.7%	61.9%	61.1%	58.8%
% of FP17s for the same patient ID Re-attending between 3 & 9 months - Adults	1	1	100.0%	52.4%	52.4%	51.0%
% of FP17s for Band 1 Urgent Courses	0	775	0.0%	8.4%	9.5%	9.0%
% of FP17s Relating to Free Repair or Replacements	0	775	0.0%	0.7%	0.7%	0.8%
% of FP17s Relating to Continuations	0	775	0.0%	0.8%	0.8%	0.9%
% of Patients satisfied with the dentistry they have received	0	0	N/A	93.8%	93.1%	93.2%
% of Patients satisfied with the time they had to wait for an appointment	0	0	N/A	87.7%	87.8%	88.3%

* This is based on patients treated on this contract for their most recent course of treatment. Figures in italics indicate the base number of FP17s or Patient Questionnaire responses are less than 100. N/A is shown where the base number of responses is less than 10 during the period. % is calculated as Quantity/Base number*100

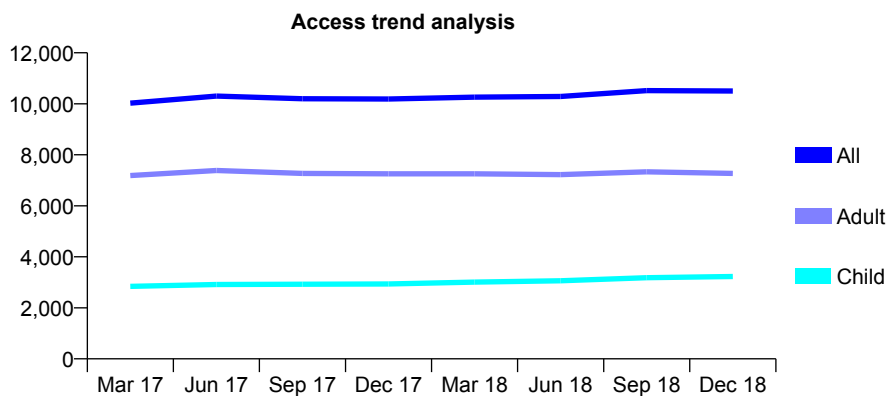
Q64 - Vital Signs At a Glance Contract Report for 150401/0001 - December 2018

Name or company name	Whitecross Dental care Ltd
Contract type name	GDS Contract
Purpose of contract	General
Contract start date	13/10/2010
Contract end date	

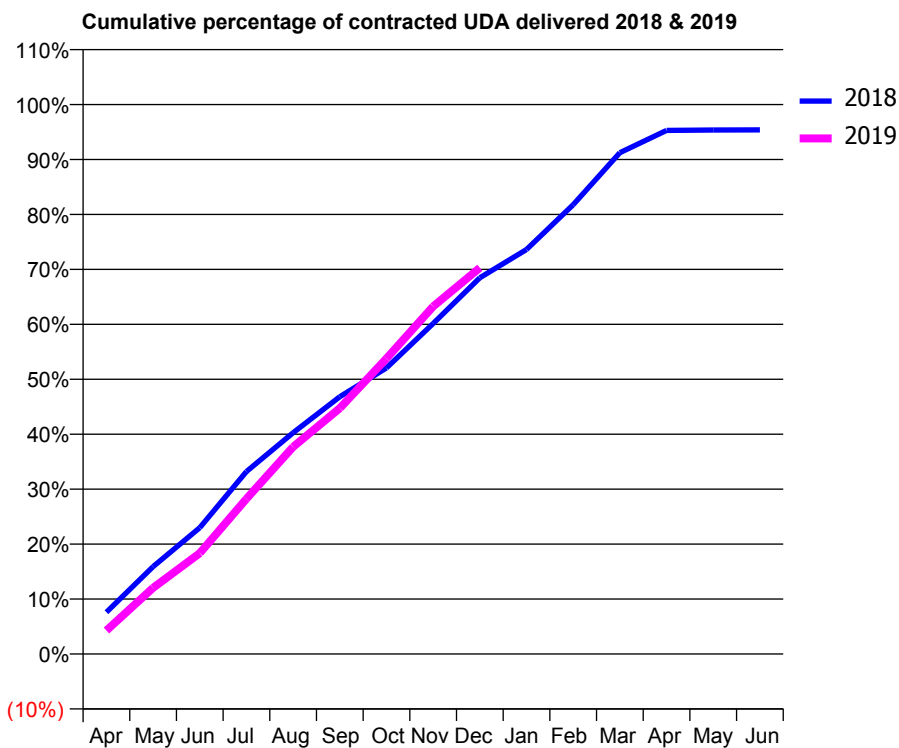
18/19 Contracted general activity (UDA)	25,000
Carry forward general activity (UDA)	0
18/19 Contracted orthodontic activity (UOA)	0
Carry forward orthodontic activity (UOA)	0
Baseline contract value	£632,632.85

ACCESS*

Patients seen in 24 months	Total	Change since previous quarter
Quarter ending December 2017	10,190	
Quarter ending March 2018	10,264	→
Quarter ending June 2018	10,289	→
Quarter ending September 2018	10,517	↑
Quarter ending December 2018	10,502	→
Variance since December 2017	3.1%	↑



ACTIVITY



Adjusted Scheduled Activity (UDA)		
Month	2018	2019
April	1,900	1,071
May	3,979	3,010
June	5,745	4,589
July	8,304	7,063
August	10,067	9,427
September	11,703	11,181
October	13,019	13,449
November	15,039	15,812
December	17,115	17,573
January	18,403	
February	20,440	
March	22,810	
April	23,818	
May	23,841	
June	23,848	

QUALITY

	Quantity	Base Number	Contract	AT	Region	England
% of FP17s for the same patient ID Re-attending within 3 months - Children	122	3,105	3.9%	8.9%	11.3%	11.8%
% of FP17s for the same patient ID Re-attending within 3 months - Adults	387	5,632	6.9%	13.0%	15.3%	15.6%
% of FP17s for the same patient ID Re-attending between 3 & 9 months - Children	1,520	3,105	49.0%	61.9%	61.1%	58.8%
% of FP17s for the same patient ID Re-attending between 3 & 9 months - Adults	1,809	5,632	32.1%	52.4%	52.4%	51.0%
% of FP17s for Band 1 Urgent Courses	266	8,275	3.2%	8.4%	9.5%	9.0%
% of FP17s Relating to Free Repair or Replacements	19	8,275	0.2%	0.7%	0.7%	0.8%
% of FP17s Relating to Continuations	84	8,275	1.0%	0.8%	0.8%	0.9%
% of Patients satisfied with the dentistry they have received	11	11	100.0%	93.8%	93.1%	93.2%
% of Patients satisfied with the time they had to wait for an appointment	9	11	81.8%	87.7%	87.8%	88.3%

* This is based on patients treated on this contract for their most recent course of treatment. Figures in italics indicate the base number of FP17s or Patient Questionnaire responses are less than 100. N/A is shown where the base number of responses is less than 10 during the period. % is calculated as Quantity/Base number*100

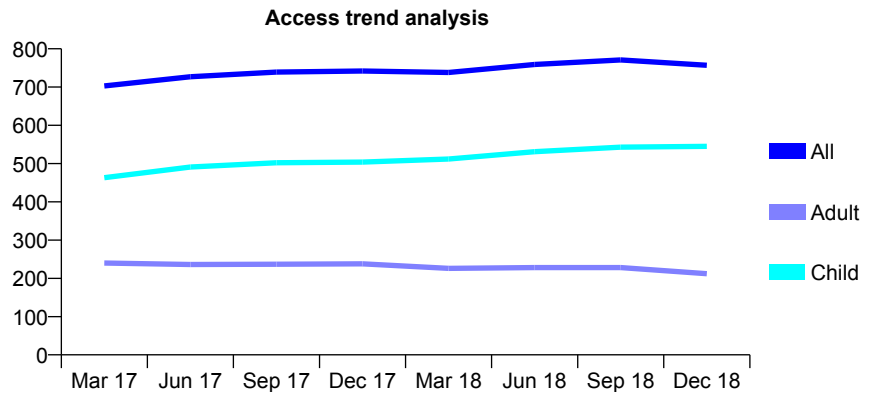
Q64 - Vital Signs At a Glance Contract Report for 152021/0001 - December 2018

Name or company name	Hartree Dental Surgery
Contract type name	GDS Contract
Purpose of contract	General
Contract start date	01/04/2006
Contract end date	

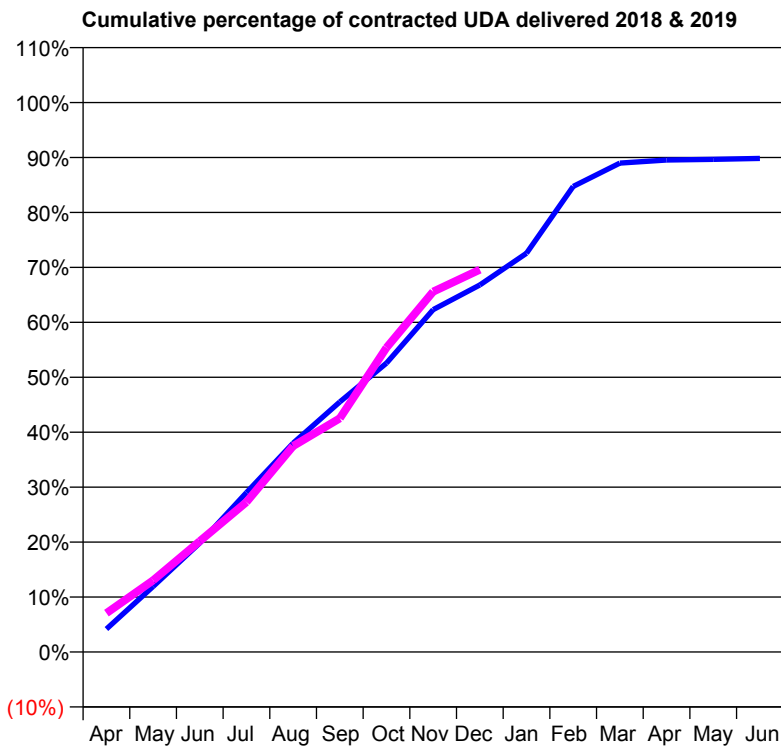
18/19 Contracted general activity (UDA)	1,646
Carry forward general activity (UDA)	0
18/19 Contracted orthodontic activity (UOA)	0
Carry forward orthodontic activity (UOA)	0
Baseline contract value	£40,323.80

ACCESS*

Patients seen in 24 months	Total	Change since previous quarter
Quarter ending December 2017	742	
Quarter ending March 2018	738	→
Quarter ending June 2018	759	↑
Quarter ending September 2018	771	→
Quarter ending December 2018	757	↓
Variance since December 2017	2.0%	↑



ACTIVITY



Month	Adjusted Scheduled Activity (UDA)	
	2018	2019
April	69	116
May	196	215
June	327	332
July	477	449
August	626	617
September	749	700
October	865	912
November	1,026	1,079
December	1,100	1,145
January	1,195	
February	1,395	
March	1,464	
April	1,474	
May	1,476	
June	1,479	

QUALITY

	Quantity	Base Number	Contract	AT	Region	England
% of FP17s for the same patient ID Re-attending within 3 months - Children	48	704	6.8%	8.9%	11.3%	11.8%
% of FP17s for the same patient ID Re-attending within 3 months - Adults	23	125	18.4%	13.0%	15.3%	15.6%
% of FP17s for the same patient ID Re-attending between 3 & 9 months - Children	492	704	69.9%	61.9%	61.1%	58.8%
% of FP17s for the same patient ID Re-attending between 3 & 9 months - Adults	55	125	44.0%	52.4%	52.4%	51.0%
% of FP17s for Band 1 Urgent Courses	17	809	2.1%	8.4%	9.5%	9.0%
% of FP17s Relating to Free Repair or Replacements	0	809	0.0%	0.7%	0.7%	0.8%
% of FP17s Relating to Continuations	9	809	1.1%	0.8%	0.8%	0.9%
% of Patients satisfied with the dentistry they have received	1	1	N/A	93.8%	93.1%	93.2%
% of Patients satisfied with the time they had to wait for an appointment	1	1	N/A	87.7%	87.8%	88.3%

* This is based on patients treated on this contract for their most recent course of treatment. Figures in italics indicate the base number of FP17s or Patient Questionnaire responses are less than 100. N/A is shown where the base number of responses is less than 10 during the period. % is calculated as Quantity/Base number*100

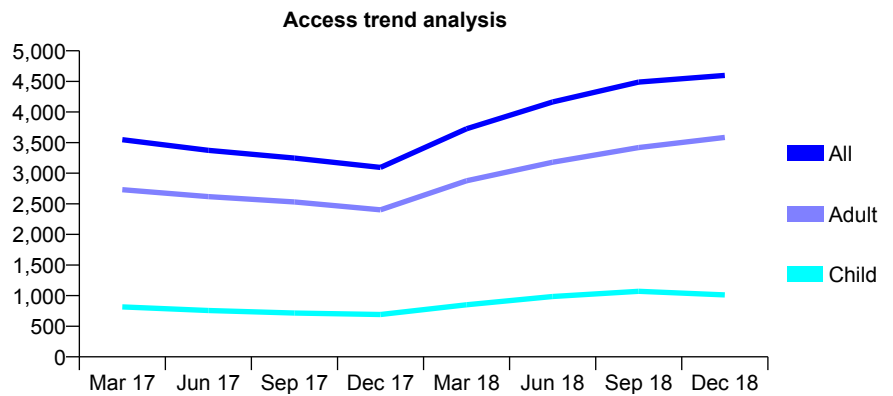
Q64 - Vital Signs At a Glance Contract Report for 153052/0001 - December 2018

Name or company name	Dentalcare (Southern) Limited
Contract type name	GDS Contract
Purpose of contract	General
Contract start date	01/08/2012
Contract end date	

18/19 Contracted general activity (UDA)	12,257
Carry forward general activity (UDA)	0
18/19 Contracted orthodontic activity (UOA)	0
Carry forward orthodontic activity (UOA)	0
Baseline contract value	£311,731.48

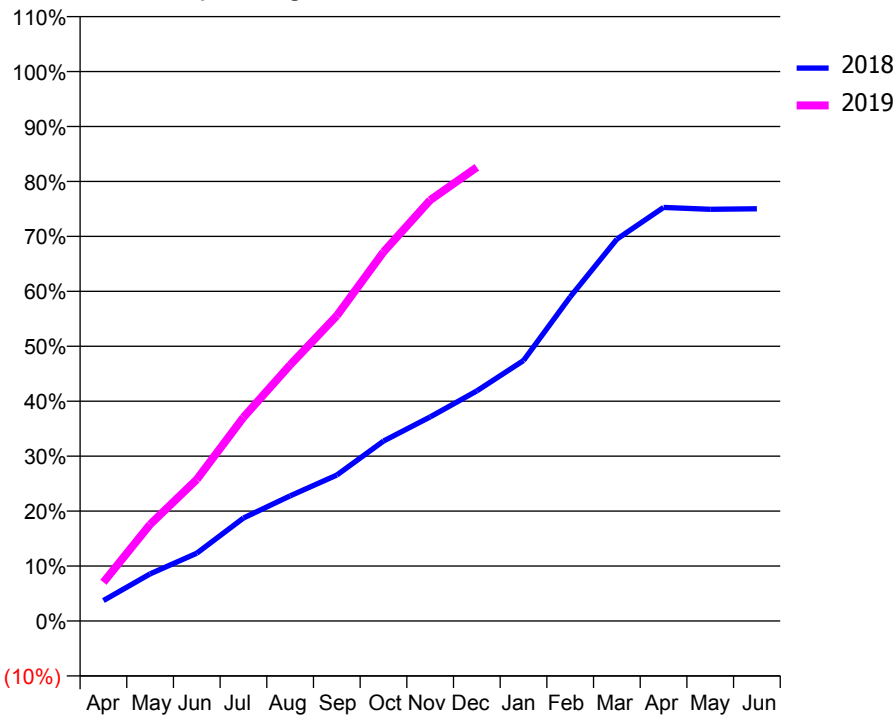
ACCESS*

Patients seen in 24 months	Total	Change since previous quarter
Quarter ending December 2017	3,094	
Quarter ending March 2018	3,727	↑
Quarter ending June 2018	4,164	↑
Quarter ending September 2018	4,489	↑
Quarter ending December 2018	4,597	↑
Variance since December 2017	48.6%	↑



ACTIVITY

Cumulative percentage of contracted UDA delivered 2018 & 2019



Month	Adjusted Scheduled Activity (UDA)	
	2018	2019
April	457	865
May	1,050	2,155
June	1,512	3,156
July	2,297	4,543
August	2,791	5,713
September	3,256	6,810
October	4,015	8,232
November	4,553	9,390
December	5,132	10,120
January	5,812	
February	7,230	
March	8,517	
April	9,224	
May	9,183	
June	9,194	

QUALITY

	Quantity	Base Number	Contract	AT	Region	England
% of FP17s for the same patient ID Re-attending within 3 months - Children	66	1,314	5.0%	8.9%	11.3%	11.8%
% of FP17s for the same patient ID Re-attending within 3 months - Adults	452	4,330	10.4%	13.0%	15.3%	15.6%
% of FP17s for the same patient ID Re-attending between 3 & 9 months - Children	619	1,314	47.1%	61.9%	61.1%	58.8%
% of FP17s for the same patient ID Re-attending between 3 & 9 months - Adults	1,950	4,330	45.0%	52.4%	52.4%	51.0%
% of FP17s for Band 1 Urgent Courses	388	5,213	7.4%	8.4%	9.5%	9.0%
% of FP17s Relating to Free Repair or Replacements	71	5,213	1.4%	0.7%	0.7%	0.8%
% of FP17s Relating to Continuations	42	5,213	0.8%	0.8%	0.8%	0.9%
% of Patients satisfied with the dentistry they have received	5	6	N/A	93.8%	93.1%	93.2%
% of Patients satisfied with the time they had to wait for an appointment	5	6	N/A	87.7%	87.8%	88.3%

* This is based on patients treated on this contract for their most recent course of treatment. Figures in italics indicate the base number of FP17s or Patient Questionnaire responses are less than 100. N/A is shown where the base number of responses is less than 10 during the period. % is calculated as Quantity/Base number*100

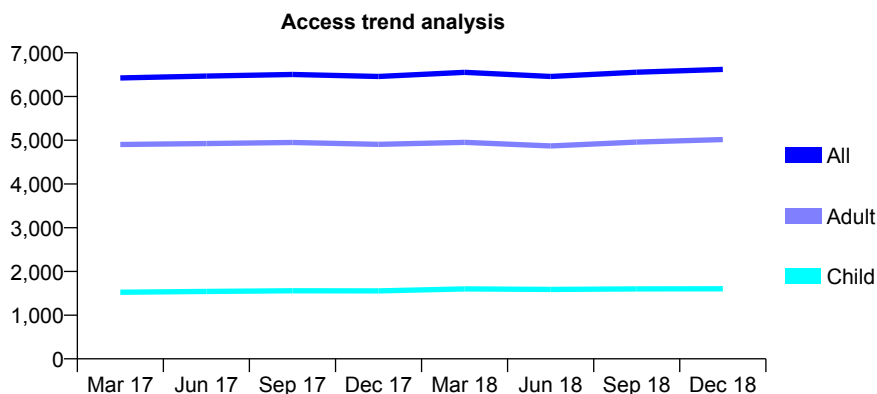
Q64 - Vital Signs At a Glance Contract Report for 155594/0001 - December 2018

Name or company name	The Parks Dental Practice
Contract type name	GDS Contract
Purpose of contract	General
Contract start date	21/03/2013
Contract end date	

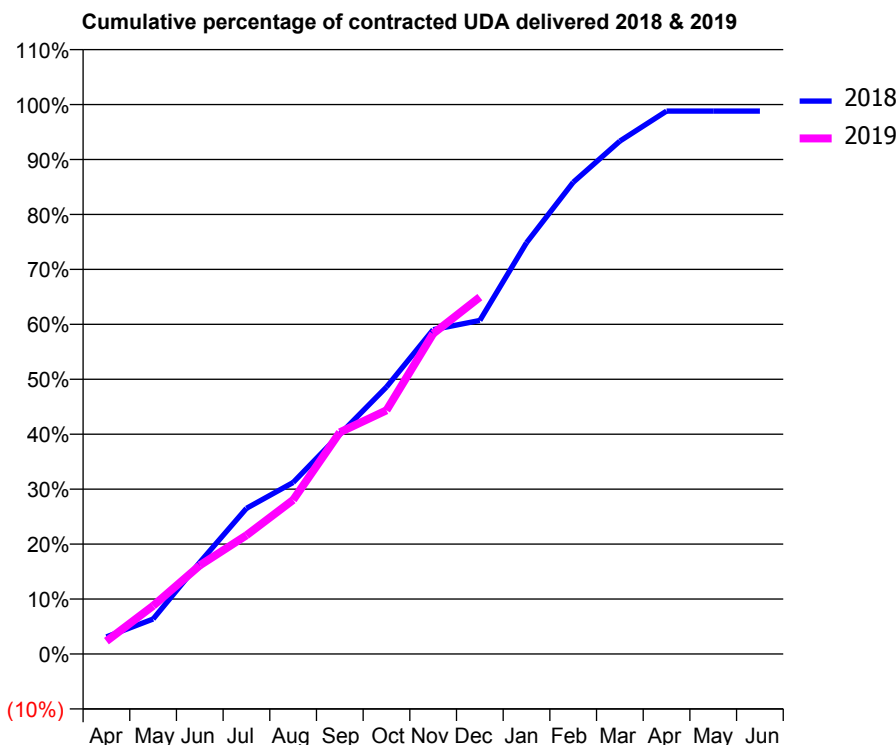
18/19 Contracted general activity (UDA)	17,000
Carry forward general activity (UDA)	208
18/19 Contracted orthodontic activity (UOA)	0
Carry forward orthodontic activity (UOA)	0
Baseline contract value	£427,214.91

ACCESS*

Patients seen in 24 months	Total	Change since previous quarter
Quarter ending December 2017	6,460	
Quarter ending March 2018	6,552	→
Quarter ending June 2018	6,458	↓
Quarter ending September 2018	6,557	→
Quarter ending December 2018	6,619	→
Variance since December 2017	2.5%	↑



ACTIVITY



Adjusted Scheduled Activity (UDA)		
Month	2018	2019
April	546	398
May	1,110	1,489
June	2,909	2,741
July	4,625	3,676
August	5,446	4,767
September	6,972	6,857
October	8,477	7,539
November	10,294	9,913
December	10,587	11,040
January	13,055	
February	14,974	
March	16,280	
April	17,233	
May	17,234	
June	17,234	

QUALITY

	Quantity	Base Number	Contract	AT	Region	England
% of FP17s for the same patient ID Re-attending within 3 months - Children	197	1,989	9.9%	8.9%	11.3%	11.8%
% of FP17s for the same patient ID Re-attending within 3 months - Adults	734	5,009	14.7%	13.0%	15.3%	15.6%
% of FP17s for the same patient ID Re-attending between 3 & 9 months - Children	1,312	1,989	66.0%	61.9%	61.1%	58.8%
% of FP17s for the same patient ID Re-attending between 3 & 9 months - Adults	2,666	5,009	53.2%	52.4%	52.4%	51.0%
% of FP17s for Band 1 Urgent Courses	1,008	6,495	15.5%	8.4%	9.5%	9.0%
% of FP17s Relating to Free Repair or Replacements	85	6,495	1.3%	0.7%	0.7%	0.8%
% of FP17s Relating to Continuations	30	6,495	0.5%	0.8%	0.8%	0.9%
% of Patients satisfied with the dentistry they have received	8	8	N/A	93.8%	93.1%	93.2%
% of Patients satisfied with the time they had to wait for an appointment	6	8	N/A	87.7%	87.8%	88.3%

* This is based on patients treated on this contract for their most recent course of treatment. Figures in italics indicate the base number of FP17s or Patient Questionnaire responses are less than 100. N/A is shown where the base number of responses is less than 10 during the period. % is calculated as Quantity/Base number*100

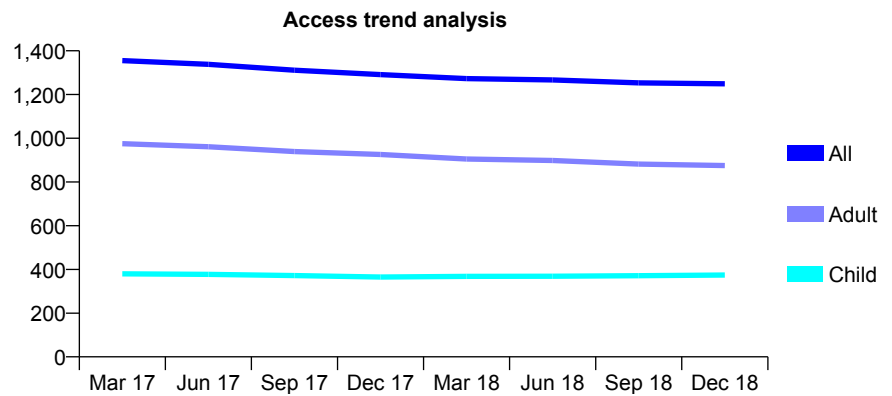
Q64 - Vital Signs At a Glance Contract Report for 155918/0001 - December 2018

Name or company name	Laser-Dent Ltd
Contract type name	GDS Contract
Purpose of contract	General
Contract start date	01/05/2011
Contract end date	

18/19 Contracted general activity (UDA)	5,100
Carry forward general activity (UDA)	-46
18/19 Contracted orthodontic activity (UOA)	0
Carry forward orthodontic activity (UOA)	0
Baseline contract value	£124,515.75

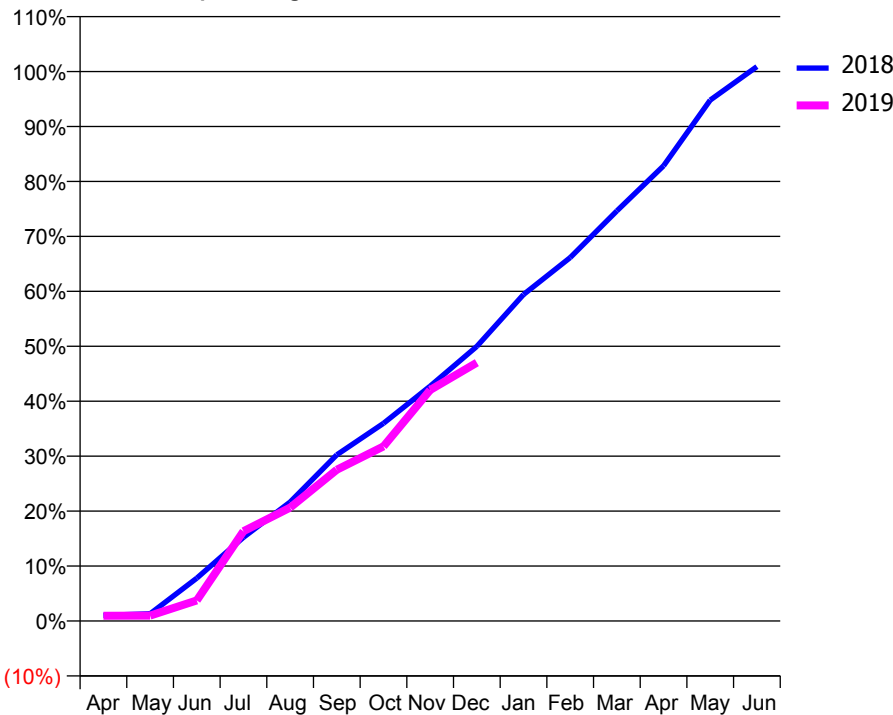
ACCESS*

Patients seen in 24 months	Total	Change since previous quarter
Quarter ending December 2017	1,291	
Quarter ending March 2018	1,273	↓
Quarter ending June 2018	1,267	→
Quarter ending September 2018	1,253	↓
Quarter ending December 2018	1,249	→
Variance since December 2017	(3.3%)	↓



ACTIVITY

Cumulative percentage of contracted UDA delivered 2018 & 2019



Month	Adjusted Scheduled Activity (UDA)	
	2018	2019
April	53	49
May	68	50
June	398	191
July	776	833
August	1,105	1,053
September	1,543	1,404
October	1,835	1,621
November	2,181	2,144
December	2,549	2,398
January	3,031	
February	3,374	
March	3,806	
April	4,224	
May	4,835	
June	5,146	

QUALITY

	Quantity	Base Number	Contract	AT	Region	England
% of FP17s for the same patient ID Re-attending within 3 months - Children	69	430	16.0%	8.9%	11.3%	11.8%
% of FP17s for the same patient ID Re-attending within 3 months - Adults	238	1,072	22.2%	13.0%	15.3%	15.6%
% of FP17s for the same patient ID Re-attending between 3 & 9 months - Children	210	430	48.8%	61.9%	61.1%	58.8%
% of FP17s for the same patient ID Re-attending between 3 & 9 months - Adults	616	1,072	57.5%	52.4%	52.4%	51.0%
% of FP17s for Band 1 Urgent Courses	80	1,112	7.2%	8.4%	9.5%	9.0%
% of FP17s Relating to Free Repair or Replacements	2	1,112	0.2%	0.7%	0.7%	0.8%
% of FP17s Relating to Continuations	7	1,112	0.6%	0.8%	0.8%	0.9%
% of Patients satisfied with the dentistry they have received	9	9	N/A	93.8%	93.1%	93.2%
% of Patients satisfied with the time they had to wait for an appointment	6	9	N/A	87.7%	87.8%	88.3%

* This is based on patients treated on this contract for their most recent course of treatment. Figures in italics indicate the base number of FP17s or Patient Questionnaire responses are less than 100. N/A is shown where the base number of responses is less than 10 during the period. % is calculated as Quantity/Base number*100

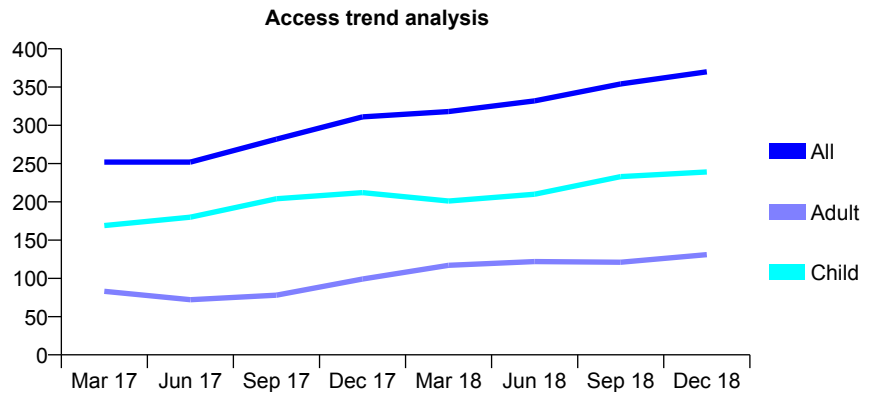
Q64 - Vital Signs At a Glance Contract Report for 156701/0001 - December 2018

Name or company name	Phoenix Orthodontics
Contract type name	GDS Contract
Purpose of contract	General and Orthodontic
Contract start date	01/06/2011
Contract end date	31/03/2019

18/19 Contracted general activity (UDA)	30
Carry forward general activity (UDA)	-1
18/19 Contracted orthodontic activity (UOA)	8,126
Carry forward orthodontic activity (UOA)	-2
Baseline contract value	£551,815.67

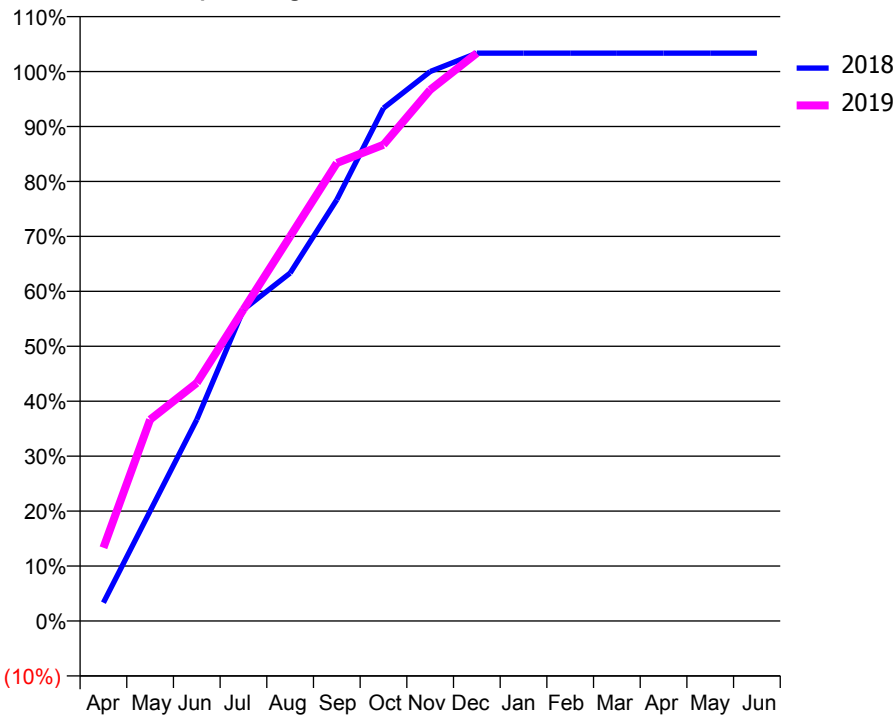
ACCESS*

Patients seen in 24 months	Total	Change since previous quarter
Quarter ending December 2017	311	
Quarter ending March 2018	318	↑
Quarter ending June 2018	332	↑
Quarter ending September 2018	354	↑
Quarter ending December 2018	370	↑
Variance since December 2017	19.0%	↑



ACTIVITY

Cumulative percentage of contracted UDA delivered 2018 & 2019



Month	Adjusted Scheduled Activity (UDA)	
	2018	2019
April	1	4
May	6	11
June	11	13
July	17	17
August	19	21
September	23	25
October	28	26
November	30	29
December	31	31
January	31	
February	31	
March	31	
April	31	
May	31	
June	31	

QUALITY

	Quantity	Base Number	Contract	AT	Region	England
% of FP17s for the same patient ID Re-attending within 3 months - Children	0	729	0.0%	8.9%	11.3%	11.8%
% of FP17s for the same patient ID Re-attending within 3 months - Adults	0	83	0.0%	13.0%	15.3%	15.6%
% of FP17s for the same patient ID Re-attending between 3 & 9 months - Children	4	729	0.5%	61.9%	61.1%	58.8%
% of FP17s for the same patient ID Re-attending between 3 & 9 months - Adults	0	83	0.0%	52.4%	52.4%	51.0%
% of FP17s for Band 1 Urgent Courses	0	30	0.0%	8.4%	9.5%	9.0%
% of FP17s Relating to Free Repair or Replacements	0	30	0.0%	0.7%	0.7%	0.8%
% of FP17s Relating to Continuations	0	30	0.0%	0.8%	0.8%	0.9%
% of Patients satisfied with the dentistry they have received	0	0	N/A	93.8%	93.1%	93.2%
% of Patients satisfied with the time they had to wait for an appointment	0	0	N/A	87.7%	87.8%	88.3%

* This is based on patients treated on this contract for their most recent course of treatment. Figures in italics indicate the base number of FP17s or Patient Questionnaire responses are less than 100. N/A is shown where the base number of responses is less than 10 during the period. % is calculated as Quantity/Base number*100

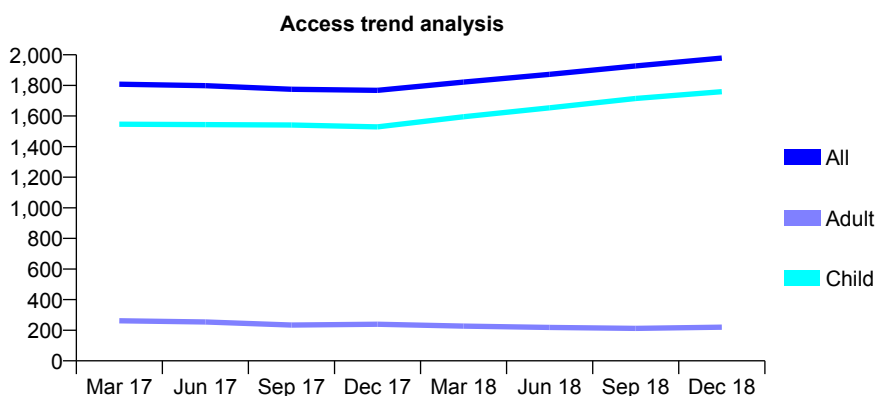
Q64 - Vital Signs At a Glance Contract Report for 157724/0001 - December 2018

Name or company name	MR AF WOOD
Contract type name	GDS Contract
Purpose of contract	General
Contract start date	23/12/2011
Contract end date	

18/19 Contracted general activity (UDA)	3,680
Carry forward general activity (UDA)	-44
18/19 Contracted orthodontic activity (UOA)	0
Carry forward orthodontic activity (UOA)	0
Baseline contract value	£87,370.52

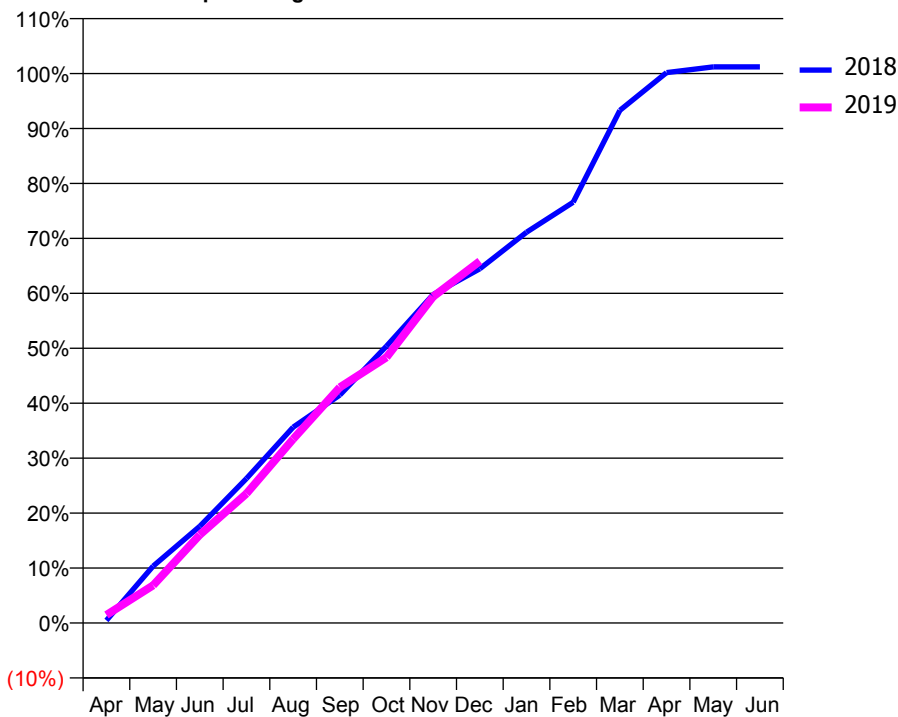
ACCESS*

Patients seen in 24 months	Total	Change since previous quarter
Quarter ending December 2017	1,768	
Quarter ending March 2018	1,822	↑
Quarter ending June 2018	1,872	↑
Quarter ending September 2018	1,927	↑
Quarter ending December 2018	1,979	↑
Variance since December 2017	11.9%	↑



ACTIVITY

Cumulative percentage of contracted UDA delivered 2018 & 2019



Month	Adjusted Scheduled Activity (UDA)	
	2018	2019
April	17	54
May	381	252
June	648	591
July	968	867
August	1,312	1,232
September	1,527	1,579
October	1,855	1,780
November	2,200	2,186
December	2,372	2,423
January	2,617	
February	2,818	
March	3,433	
April	3,686	
May	3,724	
June	3,724	

QUALITY

	Quantity	Base Number	Contract	AT	Region	England
% of FP17s for the same patient ID Re-attending within 3 months - Children	97	1,693	5.7%	8.9%	11.3%	11.8%
% of FP17s for the same patient ID Re-attending within 3 months - Adults	3	76	3.9%	13.0%	15.3%	15.6%
% of FP17s for the same patient ID Re-attending between 3 & 9 months - Children	849	1,693	50.1%	61.9%	61.1%	58.8%
% of FP17s for the same patient ID Re-attending between 3 & 9 months - Adults	44	76	57.9%	52.4%	52.4%	51.0%
% of FP17s for Band 1 Urgent Courses	51	1,597	3.2%	8.4%	9.5%	9.0%
% of FP17s Relating to Free Repair or Replacements	1	1,597	0.1%	0.7%	0.7%	0.8%
% of FP17s Relating to Continuations	0	1,597	0.0%	0.8%	0.8%	0.9%
% of Patients satisfied with the dentistry they have received	2	2	N/A	93.8%	93.1%	93.2%
% of Patients satisfied with the time they had to wait for an appointment	2	2	N/A	87.7%	87.8%	88.3%

* This is based on patients treated on this contract for their most recent course of treatment. Figures in italics indicate the base number of FP17s or Patient Questionnaire responses are less than 100. N/A is shown where the base number of responses is less than 10 during the period. % is calculated as Quantity/Base number*100

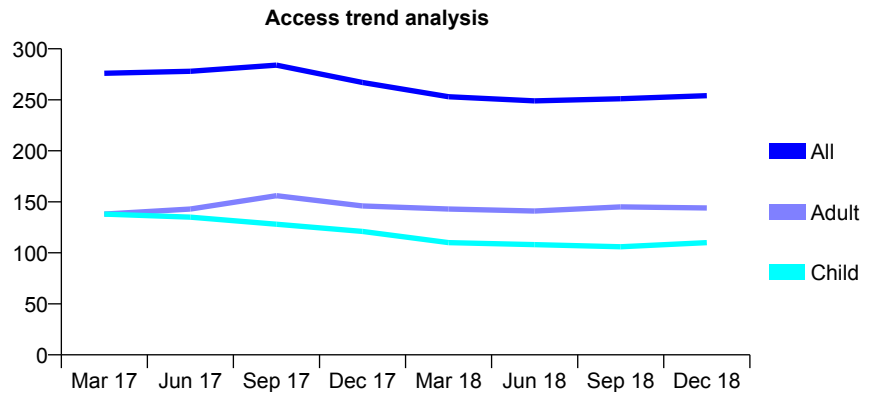
Q64 - Vital Signs At a Glance Contract Report for 158542/0001 - December 2018

Name or company name	Mr CS Lambert-Rose and Miss SL Watt
Contract type name	GDS Contract
Purpose of contract	General and Orthodontic
Contract start date	18/05/2012
Contract end date	

18/19 Contracted general activity (UDA)	680
Carry forward general activity (UDA)	0
18/19 Contracted orthodontic activity (UOA)	697
Carry forward orthodontic activity (UOA)	15
Baseline contract value	£66,109.61

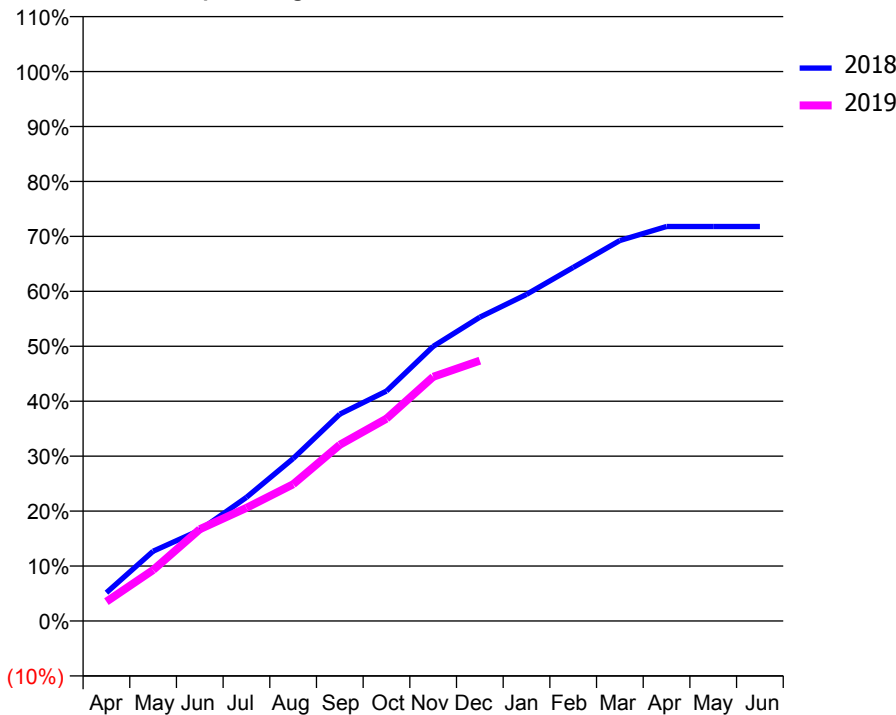
ACCESS*

Patients seen in 24 months	Total	Change since previous quarter
Quarter ending December 2017	267	
Quarter ending March 2018	253	↓
Quarter ending June 2018	249	↓
Quarter ending September 2018	251	→
Quarter ending December 2018	254	→
Variance since December 2017	(4.9%)	↓



ACTIVITY

Cumulative percentage of contracted UDA delivered 2018 & 2019



Month	Adjusted Scheduled Activity (UDA)	
	2018	2019
April	35	24
May	86	63
June	112	114
July	153	140
August	201	169
September	256	218
October	285	250
November	340	302
December	376	322
January	404	
February	438	
March	471	
April	488	
May	488	
June	488	

QUALITY

	Quantity	Base Number	Contract	AT	Region	England
% of FP17s for the same patient ID Re-attending within 3 months - Children	6	162	3.7%	8.9%	11.3%	11.8%
% of FP17s for the same patient ID Re-attending within 3 months - Adults	19	122	15.6%	13.0%	15.3%	15.6%
% of FP17s for the same patient ID Re-attending between 3 & 9 months - Children	67	162	41.4%	61.9%	61.1%	58.8%
% of FP17s for the same patient ID Re-attending between 3 & 9 months - Adults	58	122	47.5%	52.4%	52.4%	51.0%
% of FP17s for Band 1 Urgent Courses	21	203	10.3%	8.4%	9.5%	9.0%
% of FP17s Relating to Free Repair or Replacements	0	203	0.0%	0.7%	0.7%	0.8%
% of FP17s Relating to Continuations	2	203	1.0%	0.8%	0.8%	0.9%
% of Patients satisfied with the dentistry they have received	0	0	N/A	93.8%	93.1%	93.2%
% of Patients satisfied with the time they had to wait for an appointment	0	0	N/A	87.7%	87.8%	88.3%

* This is based on patients treated on this contract for their most recent course of treatment. Figures in italics indicate the base number of FP17s or Patient Questionnaire responses are less than 100. N/A is shown where the base number of responses is less than 10 during the period. % is calculated as Quantity/Base number*100

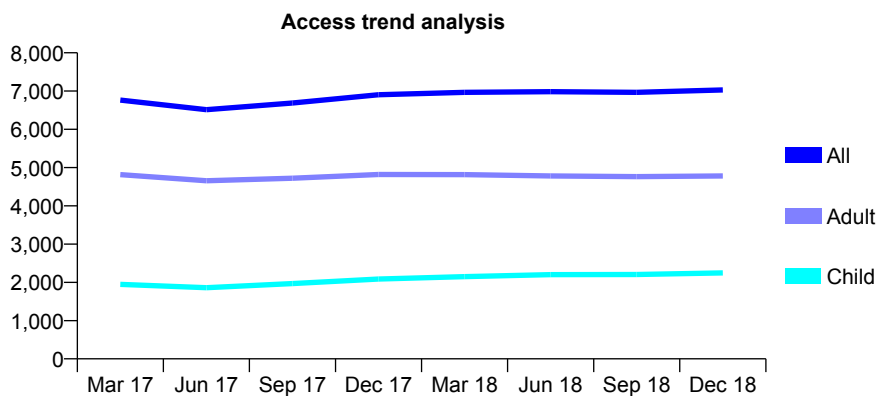
Q64 - Vital Signs At a Glance Contract Report for 160385/0001 - December 2018

Name or company name	S Cowley, R Ingham and J Angelo
Contract type name	GDS Contract
Purpose of contract	General
Contract start date	03/11/2014
Contract end date	

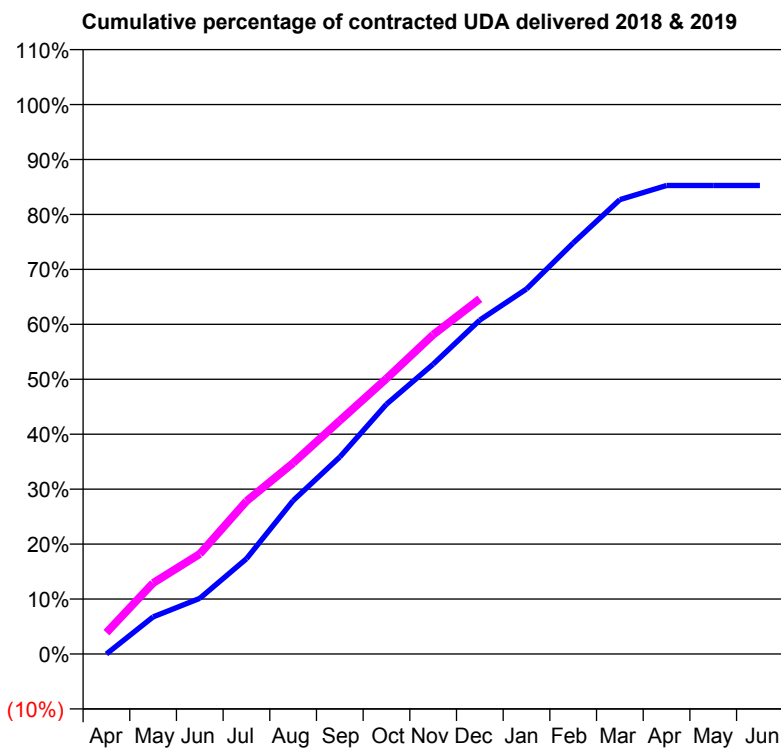
18/19 Contracted general activity (UDA)	19,081
Carry forward general activity (UDA)	0
18/19 Contracted orthodontic activity (UOA)	0
Carry forward orthodontic activity (UOA)	0
Baseline contract value	£457,842.76

ACCESS*

Patients seen in 24 months	Total	Change since previous quarter
Quarter ending December 2017	6,905	
Quarter ending March 2018	6,965	→
Quarter ending June 2018	6,983	→
Quarter ending September 2018	6,967	→
Quarter ending December 2018	7,030	→
Variance since December 2017	1.8%	→



ACTIVITY



Month	Adjusted Scheduled Activity (UDA)	
	2018	2019
April	0	743
May	1,292	2,464
June	1,934	3,474
July	3,309	5,310
August	5,327	6,634
September	6,842	8,104
October	8,675	9,564
November	10,065	11,089
December	11,597	12,332
January	12,674	
February	14,273	
March	15,777	
April	16,270	
May	16,270	
June	16,270	

QUALITY

	Quantity	Base Number	Contract	AT	Region	England
% of FP17s for the same patient ID Re-attending within 3 months - Children	167	2,488	6.7%	8.9%	11.3%	11.8%
% of FP17s for the same patient ID Re-attending within 3 months - Adults	625	4,787	13.1%	13.0%	15.3%	15.6%
% of FP17s for the same patient ID Re-attending between 3 & 9 months - Children	1,529	2,488	61.5%	61.9%	61.1%	58.8%
% of FP17s for the same patient ID Re-attending between 3 & 9 months - Adults	2,397	4,787	50.1%	52.4%	52.4%	51.0%
% of FP17s for Band 1 Urgent Courses	507	7,014	7.2%	8.4%	9.5%	9.0%
% of FP17s Relating to Free Repair or Replacements	68	7,014	1.0%	0.7%	0.7%	0.8%
% of FP17s Relating to Continuations	101	7,014	1.4%	0.8%	0.8%	0.9%
% of Patients satisfied with the dentistry they have received	2	3	N/A	93.8%	93.1%	93.2%
% of Patients satisfied with the time they had to wait for an appointment	2	3	N/A	87.7%	87.8%	88.3%

* This is based on patients treated on this contract for their most recent course of treatment. Figures in italics indicate the base number of FP17s or Patient Questionnaire responses are less than 100. N/A is shown where the base number of responses is less than 10 during the period. % is calculated as Quantity/Base number*100

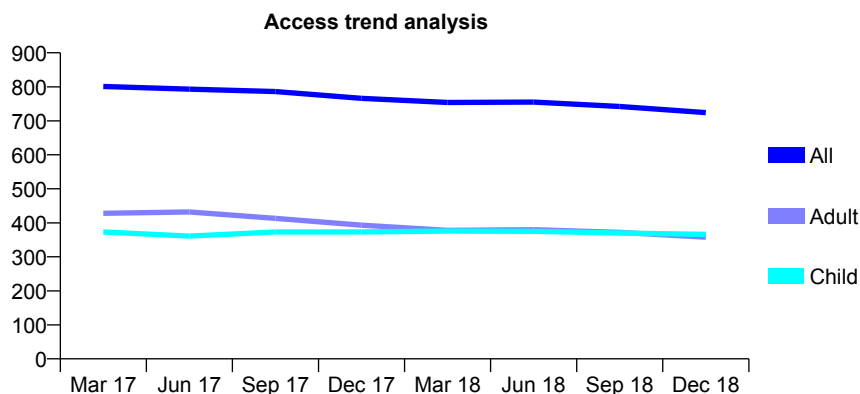
Q64 - Vital Signs At a Glance Contract Report for 160431/0001 - December 2018

Name or company name	Urchfont Dental Care
Contract type name	GDS Contract
Purpose of contract	General
Contract start date	17/02/2014
Contract end date	

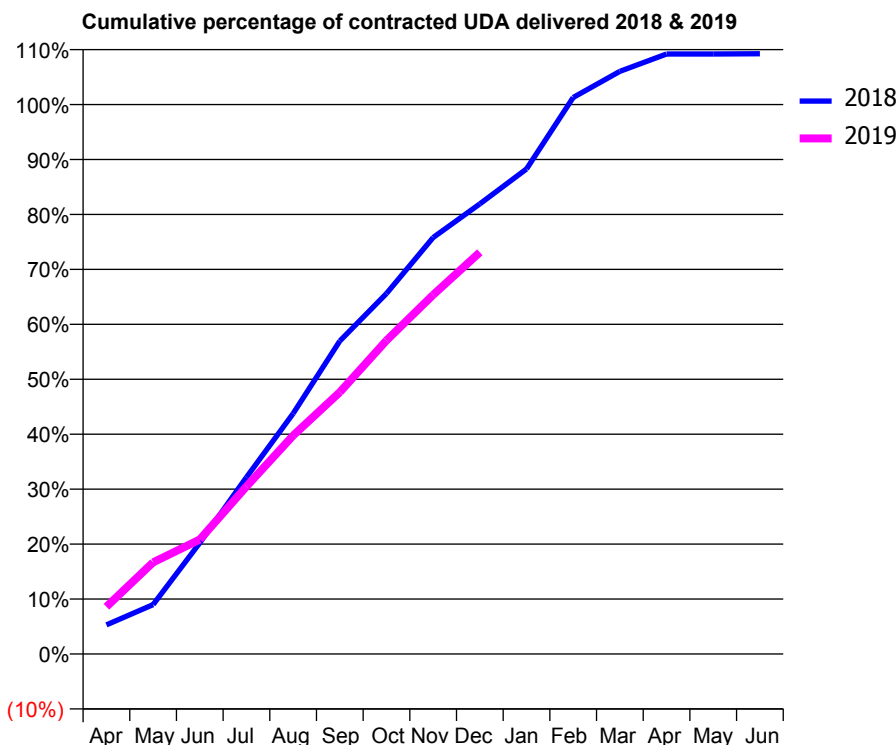
18/19 Contracted general activity (UDA)	2,000
Carry forward general activity (UDA)	-41
18/19 Contracted orthodontic activity (UOA)	0
Carry forward orthodontic activity (UOA)	0
Baseline contract value	£47,000.65

ACCESS*

Patients seen in 24 months	Total	Change since previous quarter
Quarter ending December 2017	766	
Quarter ending March 2018	754	↓
Quarter ending June 2018	755	→
Quarter ending September 2018	742	↓
Quarter ending December 2018	724	↓
Variance since December 2017	(5.5%)	↓



ACTIVITY



Adjusted Scheduled Activity (UDA)		
Month	2018	2019
April	109	172
May	185	334
June	415	417
July	660	610
August	897	795
September	1,169	953
October	1,346	1,141
November	1,555	1,307
December	1,680	1,462
January	1,810	
February	2,077	
March	2,175	
April	2,239	
May	2,239	
June	2,240	

QUALITY

	Quantity	Base Number	Contract	AT	Region	England
% of FP17s for the same patient ID Re-attending within 3 months - Children	53	480	11.0%	8.9%	11.3%	11.8%
% of FP17s for the same patient ID Re-attending within 3 months - Adults	61	358	17.0%	13.0%	15.3%	15.6%
% of FP17s for the same patient ID Re-attending between 3 & 9 months - Children	343	480	71.5%	61.9%	61.1%	58.8%
% of FP17s for the same patient ID Re-attending between 3 & 9 months - Adults	214	358	59.8%	52.4%	52.4%	51.0%
% of FP17s for Band 1 Urgent Courses	56	787	7.1%	8.4%	9.5%	9.0%
% of FP17s Relating to Free Repair or Replacements	4	787	0.5%	0.7%	0.7%	0.8%
% of FP17s Relating to Continuations	1	787	0.1%	0.8%	0.8%	0.9%
% of Patients satisfied with the dentistry they have received	0	0	N/A	93.8%	93.1%	93.2%
% of Patients satisfied with the time they had to wait for an appointment	0	0	N/A	87.7%	87.8%	88.3%

* This is based on patients treated on this contract for their most recent course of treatment. Figures in italics indicate the base number of FP17s or Patient Questionnaire responses are less than 100. N/A is shown where the base number of responses is less than 10 during the period. % is calculated as Quantity/Base number*100

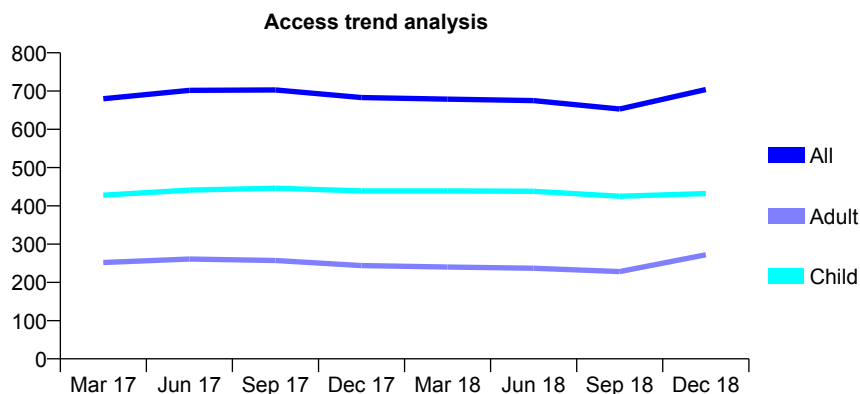
Q64 - Vital Signs At a Glance Contract Report for 162264/0001 - December 2018

Name or company name	Sarum Dental Centre
Contract type name	GDS Contract
Purpose of contract	General
Contract start date	01/07/2015
Contract end date	

18/19 Contracted general activity (UDA)	1,699
Carry forward general activity (UDA)	-6
18/19 Contracted orthodontic activity (UOA)	0
Carry forward orthodontic activity (UOA)	0
Baseline contract value	£46,789.18

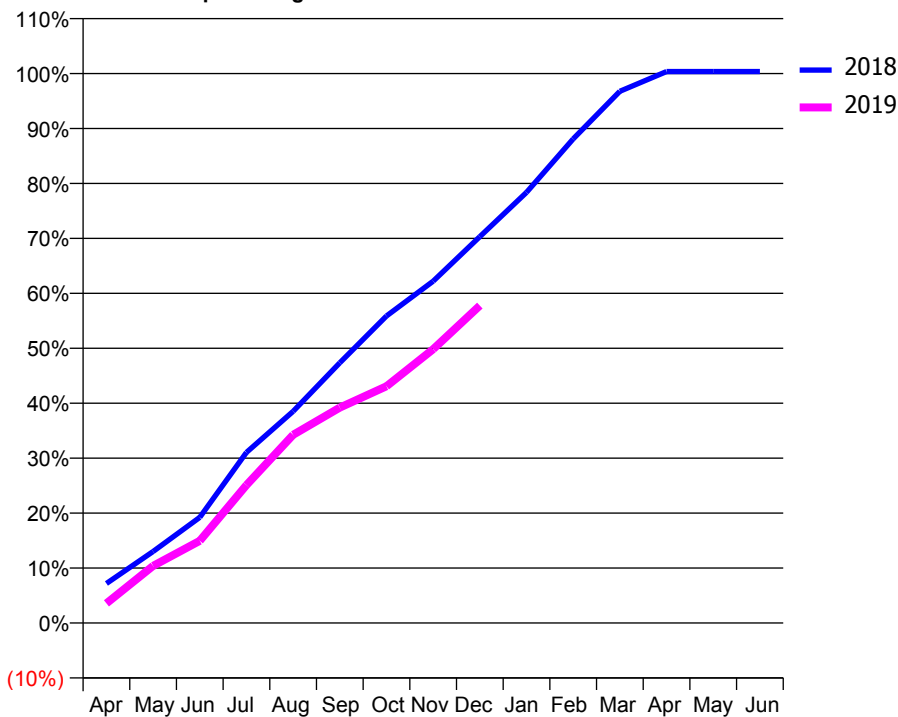
ACCESS*

Patients seen in 24 months	Total	Change since previous quarter
Quarter ending December 2017	683	
Quarter ending March 2018	679	→
Quarter ending June 2018	675	→
Quarter ending September 2018	653	↓
Quarter ending December 2018	704	↑
Variance since December 2017	3.1%	↑



ACTIVITY

Cumulative percentage of contracted UDA delivered 2018 & 2019



Adjusted Scheduled Activity (UDA)		
Month	2018	2019
April	122	61
May	221	177
June	327	254
July	528	427
August	655	582
September	804	666
October	949	732
November	1,057	847
December	1,195	982
January	1,331	
February	1,497	
March	1,644	
April	1,705	
May	1,705	
June	1,705	

QUALITY

	Quantity	Base Number	Contract	AT	Region	England
% of FP17s for the same patient ID Re-attending within 3 months - Children	45	470	9.6%	8.9%	11.3%	11.8%
% of FP17s for the same patient ID Re-attending within 3 months - Adults	26	201	12.9%	13.0%	15.3%	15.6%
% of FP17s for the same patient ID Re-attending between 3 & 9 months - Children	312	470	66.4%	61.9%	61.1%	58.8%
% of FP17s for the same patient ID Re-attending between 3 & 9 months - Adults	117	201	58.2%	52.4%	52.4%	51.0%
% of FP17s for Band 1 Urgent Courses	24	623	3.9%	8.4%	9.5%	9.0%
% of FP17s Relating to Free Repair or Replacements	0	623	0.0%	0.7%	0.7%	0.8%
% of FP17s Relating to Continuations	3	623	0.5%	0.8%	0.8%	0.9%
% of Patients satisfied with the dentistry they have received	2	2	N/A	93.8%	93.1%	93.2%
% of Patients satisfied with the time they had to wait for an appointment	2	2	N/A	87.7%	87.8%	88.3%

* This is based on patients treated on this contract for their most recent course of treatment. Figures in italics indicate the base number of FP17s or Patient Questionnaire responses are less than 100. N/A is shown where the base number of responses is less than 10 during the period. % is calculated as Quantity/Base number*100

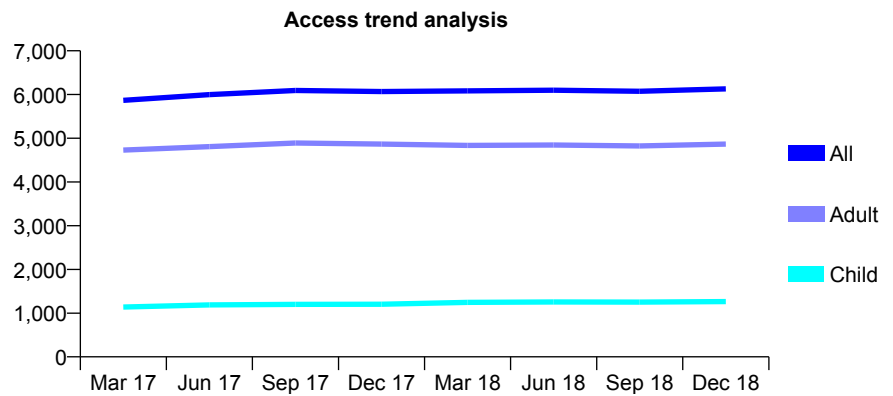
Q64 - Vital Signs At a Glance Contract Report for 165425/0001 - December 2018

Name or company name	Messenger Dental Practice
Contract type name	GDS Contract
Purpose of contract	General
Contract start date	01/12/2010
Contract end date	

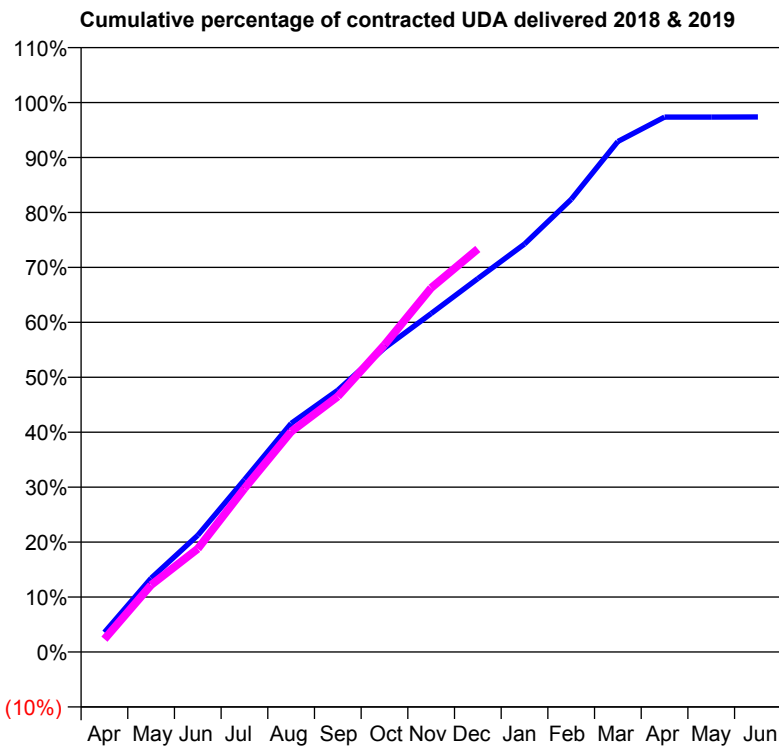
18/19 Contracted general activity (UDA)	16,034
Carry forward general activity (UDA)	423
18/19 Contracted orthodontic activity (UOA)	0
Carry forward orthodontic activity (UOA)	0
Baseline contract value	£454,403.63

ACCESS*

Patients seen in 24 months	Total	Change since previous quarter
Quarter ending December 2017	6,069	
Quarter ending March 2018	6,084	→
Quarter ending June 2018	6,098	→
Quarter ending September 2018	6,075	→
Quarter ending December 2018	6,128	→
Variance since December 2017	1.0%	→



ACTIVITY



Month	Adjusted Scheduled Activity (UDA)	
	2018	2019
April	574	375
May	2,155	1,957
June	3,406	3,013
July	5,030	4,773
August	6,671	6,431
September	7,641	7,458
October	8,871	8,963
November	9,879	10,626
December	10,896	11,761
January	11,903	
February	13,208	
March	14,895	
April	15,609	
May	15,610	
June	15,611	

QUALITY

	Quantity	Base Number	Contract	AT	Region	England
% of FP17s for the same patient ID Re-attending within 3 months - Children	161	1,675	9.6%	8.9%	11.3%	11.8%
% of FP17s for the same patient ID Re-attending within 3 months - Adults	704	5,138	13.7%	13.0%	15.3%	15.6%
% of FP17s for the same patient ID Re-attending between 3 & 9 months - Children	1,074	1,675	64.1%	61.9%	61.1%	58.8%
% of FP17s for the same patient ID Re-attending between 3 & 9 months - Adults	2,313	5,138	45.0%	52.4%	52.4%	51.0%
% of FP17s for Band 1 Urgent Courses	438	6,470	6.8%	8.4%	9.5%	9.0%
% of FP17s Relating to Free Repair or Replacements	63	6,470	1.0%	0.7%	0.7%	0.8%
% of FP17s Relating to Continuations	26	6,470	0.4%	0.8%	0.8%	0.9%
% of Patients satisfied with the dentistry they have received	8	9	N/A	93.8%	93.1%	93.2%
% of Patients satisfied with the time they had to wait for an appointment	7	9	N/A	87.7%	87.8%	88.3%

* This is based on patients treated on this contract for their most recent course of treatment. Figures in italics indicate the base number of FP17s or Patient Questionnaire responses are less than 100. N/A is shown where the base number of responses is less than 10 during the period. % is calculated as Quantity/Base number*100

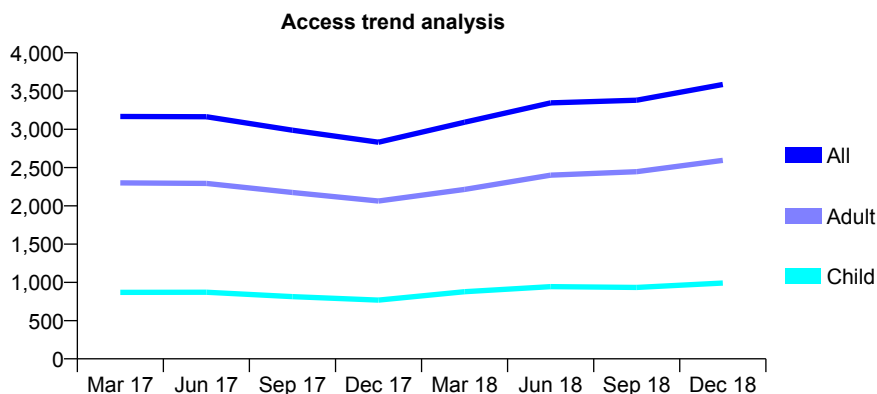
Q64 - Vital Signs At a Glance Contract Report for 167061/0001 - December 2018

Name or company name	Dentalcare Limited
Contract type name	GDS Contract
Purpose of contract	General
Contract start date	01/08/2009
Contract end date	

18/19 Contracted general activity (UDA)	9,000
Carry forward general activity (UDA)	94
18/19 Contracted orthodontic activity (UOA)	0
Carry forward orthodontic activity (UOA)	0
Baseline contract value	£238,632.11

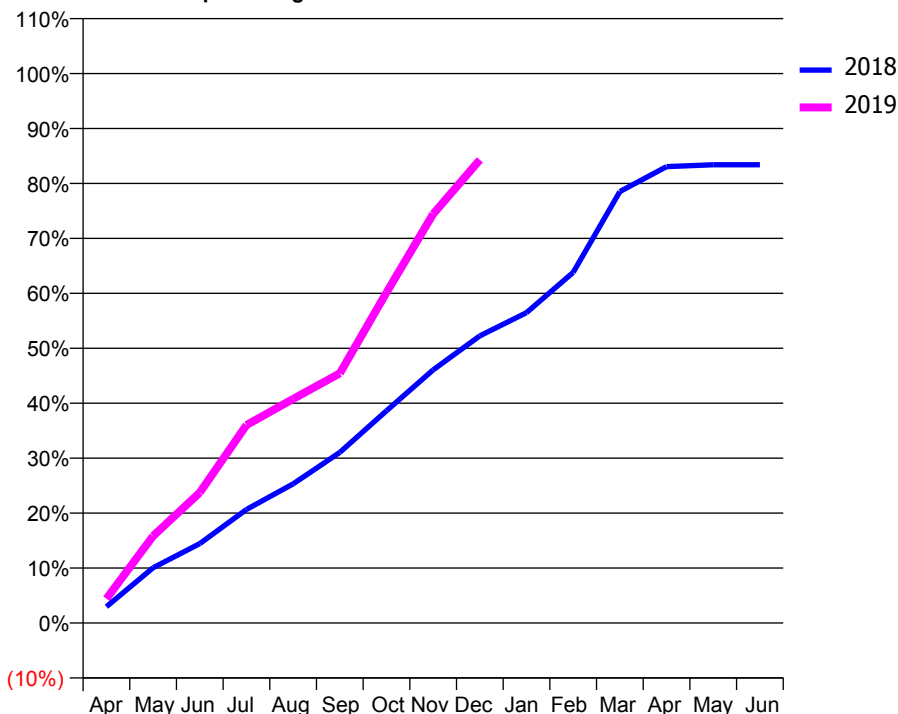
ACCESS*

Patients seen in 24 months	Total	Change since previous quarter
Quarter ending December 2017	2,831	
Quarter ending March 2018	3,092	↑
Quarter ending June 2018	3,345	↑
Quarter ending September 2018	3,380	→
Quarter ending December 2018	3,586	↑
Variance since December 2017	26.7%	↑



ACTIVITY

Cumulative percentage of contracted UDA delivered 2018 & 2019



Month	Adjusted Scheduled Activity (UDA)	
	2018	2019
April	268	399
May	905	1,425
June	1,300	2,137
July	1,860	3,242
August	2,279	3,671
September	2,795	4,091
October	3,476	5,413
November	4,146	6,699
December	4,702	7,585
January	5,083	
February	5,743	
March	7,067	
April	7,475	
May	7,506	
June	7,506	

QUALITY

	Quantity	Base Number	Contract	AT	Region	England
% of FP17s for the same patient ID Re-attending within 3 months - Children	58	1,173	4.9%	8.9%	11.3%	11.8%
% of FP17s for the same patient ID Re-attending within 3 months - Adults	457	3,188	14.3%	13.0%	15.3%	15.6%
% of FP17s for the same patient ID Re-attending between 3 & 9 months - Children	712	1,173	60.7%	61.9%	61.1%	58.8%
% of FP17s for the same patient ID Re-attending between 3 & 9 months - Adults	1,738	3,188	54.5%	52.4%	52.4%	51.0%
% of FP17s for Band 1 Urgent Courses	463	4,080	11.3%	8.4%	9.5%	9.0%
% of FP17s Relating to Free Repair or Replacements	73	4,080	1.8%	0.7%	0.7%	0.8%
% of FP17s Relating to Continuations	20	4,080	0.5%	0.8%	0.8%	0.9%
% of Patients satisfied with the dentistry they have received	2	2	N/A	93.8%	93.1%	93.2%
% of Patients satisfied with the time they had to wait for an appointment	2	2	N/A	87.7%	87.8%	88.3%

* This is based on patients treated on this contract for their most recent course of treatment. Figures in italics indicate the base number of FP17s or Patient Questionnaire responses are less than 100. N/A is shown where the base number of responses is less than 10 during the period. % is calculated as Quantity/Base number*100

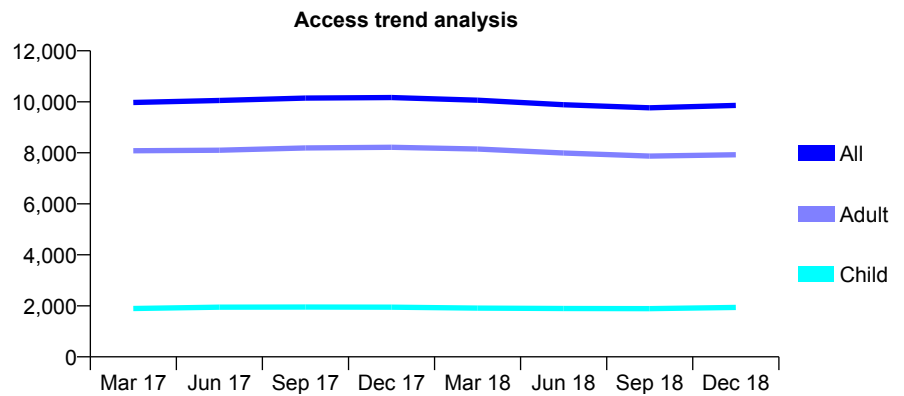
Q64 - Vital Signs At a Glance Contract Report for 168092/0001 - December 2018

Name or company name	Archway Dental Limited
Contract type name	GDS Contract
Purpose of contract	General
Contract start date	02/08/2010
Contract end date	

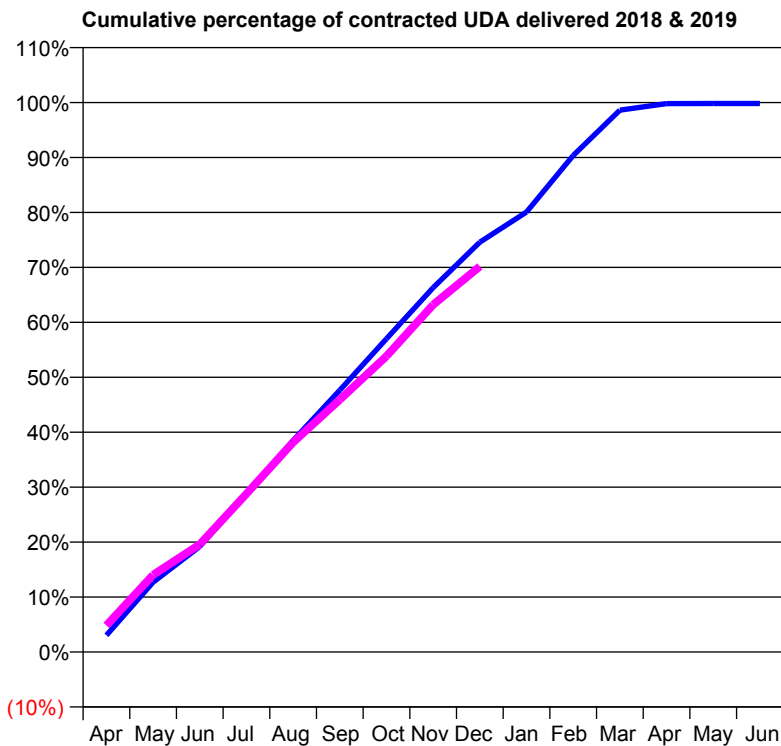
18/19 Contracted general activity (UDA)	24,200
Carry forward general activity (UDA)	43
18/19 Contracted orthodontic activity (UOA)	0
Carry forward orthodontic activity (UOA)	0
Baseline contract value	£555,514.50

ACCESS*

Patients seen in 24 months	Total	Change since previous quarter
Quarter ending December 2017	10,166	
Quarter ending March 2018	10,062	↓
Quarter ending June 2018	9,887	↓
Quarter ending September 2018	9,765	↓
Quarter ending December 2018	9,859	→
Variance since December 2017	(3.0%)	↓



ACTIVITY



Month	Adjusted Scheduled Activity (UDA)	
	2018	2019
April	736	1,171
May	3,074	3,395
June	4,649	4,743
July	6,976	6,970
August	9,319	9,233
September	11,531	11,116
October	13,796	13,031
November	16,046	15,295
December	18,048	16,982
January	19,379	
February	21,869	
March	23,863	
April	24,152	
May	24,157	
June	24,157	

QUALITY

	Quantity	Base Number	Contract	AT	Region	England
% of FP17s for the same patient ID Re-attending within 3 months - Children	138	2,497	5.5%	8.9%	11.3%	11.8%
% of FP17s for the same patient ID Re-attending within 3 months - Adults	1,039	9,142	11.4%	13.0%	15.3%	15.6%
% of FP17s for the same patient ID Re-attending between 3 & 9 months - Children	1,803	2,497	72.2%	61.9%	61.1%	58.8%
% of FP17s for the same patient ID Re-attending between 3 & 9 months - Adults	6,440	9,142	70.4%	52.4%	52.4%	51.0%
% of FP17s for Band 1 Urgent Courses	713	11,340	6.3%	8.4%	9.5%	9.0%
% of FP17s Relating to Free Repair or Replacements	108	11,340	1.0%	0.7%	0.7%	0.8%
% of FP17s Relating to Continuations	125	11,340	1.1%	0.8%	0.8%	0.9%
% of Patients satisfied with the dentistry they have received	7	7	N/A	93.8%	93.1%	93.2%
% of Patients satisfied with the time they had to wait for an appointment	7	7	N/A	87.7%	87.8%	88.3%

* This is based on patients treated on this contract for their most recent course of treatment. Figures in italics indicate the base number of FP17s or Patient Questionnaire responses are less than 100. N/A is shown where the base number of responses is less than 10 during the period. % is calculated as Quantity/Base number*100

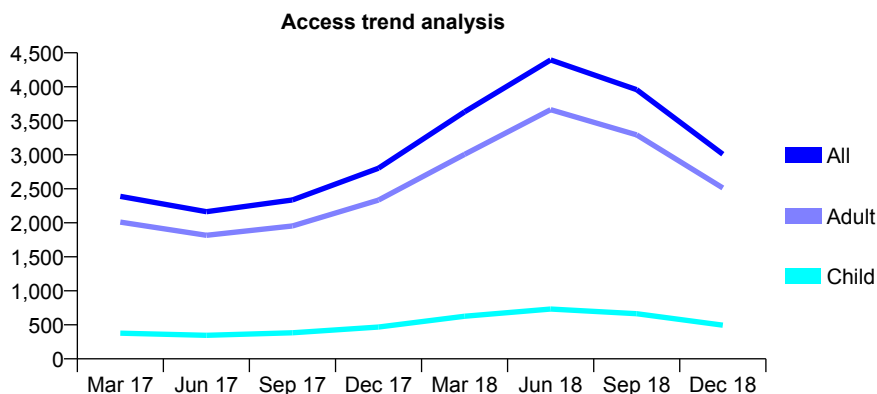
Q64 - Vital Signs At a Glance Contract Report for 168874/0001 - December 2018

Name or company name	Mr Jiten Doshi
Contract type name	GDS Contract
Purpose of contract	General
Contract start date	01/05/2013
Contract end date	

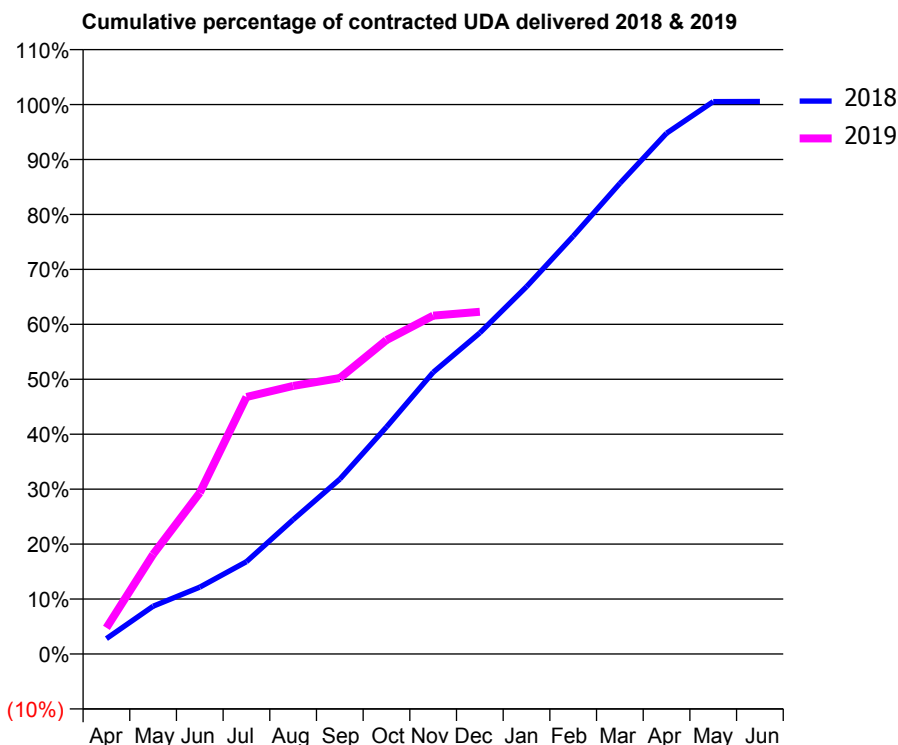
18/19 Contracted general activity (UDA)	8,940
Carry forward general activity (UDA)	-50
18/19 Contracted orthodontic activity (UOA)	0
Carry forward orthodontic activity (UOA)	0
Baseline contract value	£191,807.36

ACCESS*

Patients seen in 24 months	Total	Change since previous quarter
Quarter ending December 2017	2,802	
Quarter ending March 2018	3,632	↑
Quarter ending June 2018	4,396	↑
Quarter ending September 2018	3,958	↓
Quarter ending December 2018	3,009	↓
Variance since December 2017	7.4%	↑



ACTIVITY



Month	Adjusted Scheduled Activity (UDA)	
	2018	2019
April	251	427
May	777	1,623
June	1,089	2,623
July	1,503	4,182
August	2,185	4,361
September	2,844	4,490
October	3,693	5,109
November	4,582	5,504
December	5,225	5,568
January	5,975	
February	6,799	
March	7,657	
April	8,474	
May	8,987	
June	8,990	

QUALITY

	Quantity	Base Number	Contract	AT	Region	England
% of FP17s for the same patient ID Re-attending within 3 months - Children	14	629	2.2%	8.9%	11.3%	11.8%
% of FP17s for the same patient ID Re-attending within 3 months - Adults	414	3,370	12.3%	13.0%	15.3%	15.6%
% of FP17s for the same patient ID Re-attending between 3 & 9 months - Children	242	629	38.5%	61.9%	61.1%	58.8%
% of FP17s for the same patient ID Re-attending between 3 & 9 months - Adults	1,136	3,370	33.7%	52.4%	52.4%	51.0%
% of FP17s for Band 1 Urgent Courses	470	3,438	13.7%	8.4%	9.5%	9.0%
% of FP17s Relating to Free Repair or Replacements	11	3,438	0.3%	0.7%	0.7%	0.8%
% of FP17s Relating to Continuations	4	3,438	0.1%	0.8%	0.8%	0.9%
% of Patients satisfied with the dentistry they have received	0	0	N/A	93.8%	93.1%	93.2%
% of Patients satisfied with the time they had to wait for an appointment	0	0	N/A	87.7%	87.8%	88.3%

* This is based on patients treated on this contract for their most recent course of treatment. Figures in italics indicate the base number of FP17s or Patient Questionnaire responses are less than 100. N/A is shown where the base number of responses is less than 10 during the period. % is calculated as Quantity/Base number*100

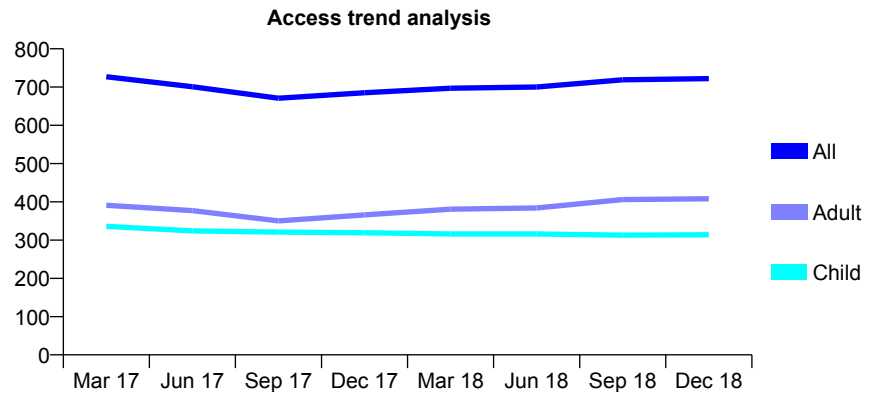
Q64 - Vital Signs At a Glance Contract Report for 168882/0001 - December 2018

Name or company name	Mr N Parson & Mr A Godara
Contract type name	GDS Contract
Purpose of contract	General
Contract start date	01/08/2012
Contract end date	

18/19 Contracted general activity (UDA)	2,100
Carry forward general activity (UDA)	-23
18/19 Contracted orthodontic activity (UOA)	0
Carry forward orthodontic activity (UOA)	0
Baseline contract value	£53,662.40

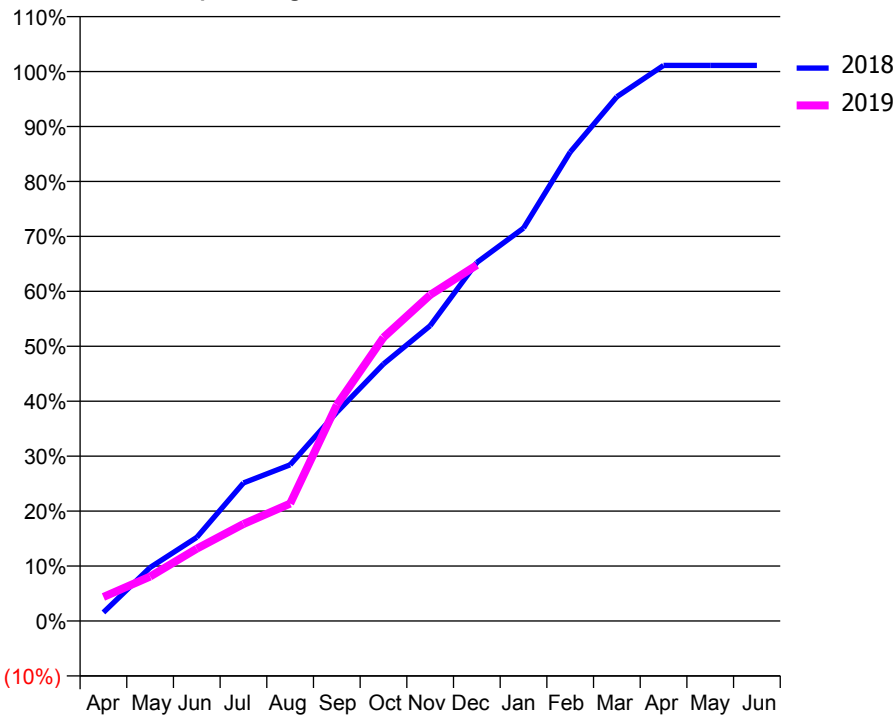
ACCESS*

Patients seen in 24 months	Total	Change since previous quarter
Quarter ending December 2017	685	
Quarter ending March 2018	697	→
Quarter ending June 2018	700	→
Quarter ending September 2018	719	↑
Quarter ending December 2018	722	→
Variance since December 2017	5.4%	↑



ACTIVITY

Cumulative percentage of contracted UDA delivered 2018 & 2019



Month	Adjusted Scheduled Activity (UDA)	
	2018	2019
April	33	92
May	204	170
June	320	277
July	528	371
August	597	449
September	798	826
October	982	1,084
November	1,128	1,246
December	1,370	1,360
January	1,502	
February	1,792	
March	2,003	
April	2,123	
May	2,123	
June	2,123	

QUALITY

	Quantity	Base Number	Contract	AT	Region	England
% of FP17s for the same patient ID Re-attending within 3 months - Children	21	383	5.5%	8.9%	11.3%	11.8%
% of FP17s for the same patient ID Re-attending within 3 months - Adults	31	364	8.5%	13.0%	15.3%	15.6%
% of FP17s for the same patient ID Re-attending between 3 & 9 months - Children	273	383	71.3%	61.9%	61.1%	58.8%
% of FP17s for the same patient ID Re-attending between 3 & 9 months - Adults	212	364	58.2%	52.4%	52.4%	51.0%
% of FP17s for Band 1 Urgent Courses	26	689	3.8%	8.4%	9.5%	9.0%
% of FP17s Relating to Free Repair or Replacements	2	689	0.3%	0.7%	0.7%	0.8%
% of FP17s Relating to Continuations	2	689	0.3%	0.8%	0.8%	0.9%
% of Patients satisfied with the dentistry they have received	1	1	N/A	93.8%	93.1%	93.2%
% of Patients satisfied with the time they had to wait for an appointment	1	1	N/A	87.7%	87.8%	88.3%

* This is based on patients treated on this contract for their most recent course of treatment. Figures in italics indicate the base number of FP17s or Patient Questionnaire responses are less than 100. N/A is shown where the base number of responses is less than 10 during the period. % is calculated as Quantity/Base number*100

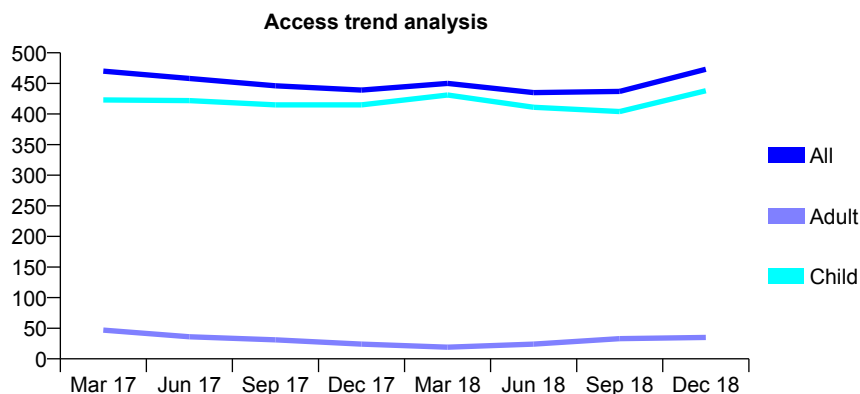
Q64 - Vital Signs At a Glance Contract Report for 168920/0001 - December 2018

Name or company name	Katherine Price
Contract type name	GDS Contract
Purpose of contract	General
Contract start date	01/03/2013
Contract end date	

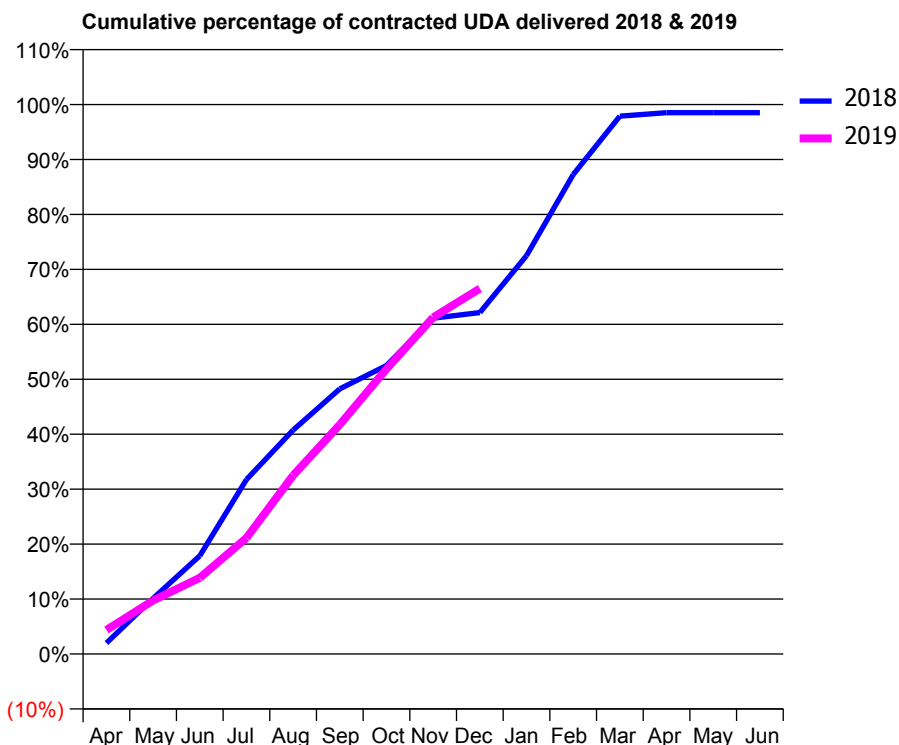
18/19 Contracted general activity (UDA)	800
Carry forward general activity (UDA)	12
18/19 Contracted orthodontic activity (UOA)	0
Carry forward orthodontic activity (UOA)	0
Baseline contract value	£17,316.04

ACCESS*

Patients seen in 24 months	Total	Change since previous quarter
Quarter ending December 2017	439	
Quarter ending March 2018	450	↑
Quarter ending June 2018	435	↓
Quarter ending September 2018	437	→
Quarter ending December 2018	473	↑
Variance since December 2017	7.7%	↑



ACTIVITY



Month	Adjusted Scheduled Activity (UDA)	
	2018	2019
April	16	35
May	81	78
June	143	111
July	254	169
August	326	260
September	386	334
October	420	415
November	489	490
December	497	532
January	580	
February	698	
March	783	
April	788	
May	788	
June	788	

QUALITY

	Quantity	Base Number	Contract	AT	Region	England
% of FP17s for the same patient ID Re-attending within 3 months - Children	34	439	7.7%	8.9%	11.3%	11.8%
% of FP17s for the same patient ID Re-attending within 3 months - Adults	0	0	N/A	13.0%	15.3%	15.6%
% of FP17s for the same patient ID Re-attending between 3 & 9 months - Children	236	439	53.8%	61.9%	61.1%	58.8%
% of FP17s for the same patient ID Re-attending between 3 & 9 months - Adults	0	0	N/A	52.4%	52.4%	51.0%
% of FP17s for Band 1 Urgent Courses	0	433	0.0%	8.4%	9.5%	9.0%
% of FP17s Relating to Free Repair or Replacements	0	433	0.0%	0.7%	0.7%	0.8%
% of FP17s Relating to Continuations	0	433	0.0%	0.8%	0.8%	0.9%
% of Patients satisfied with the dentistry they have received	0	0	N/A	93.8%	93.1%	93.2%
% of Patients satisfied with the time they had to wait for an appointment	0	0	N/A	87.7%	87.8%	88.3%

* This is based on patients treated on this contract for their most recent course of treatment. Figures in italics indicate the base number of FP17s or Patient Questionnaire responses are less than 100. N/A is shown where the base number of responses is less than 10 during the period. % is calculated as Quantity/Base number*100

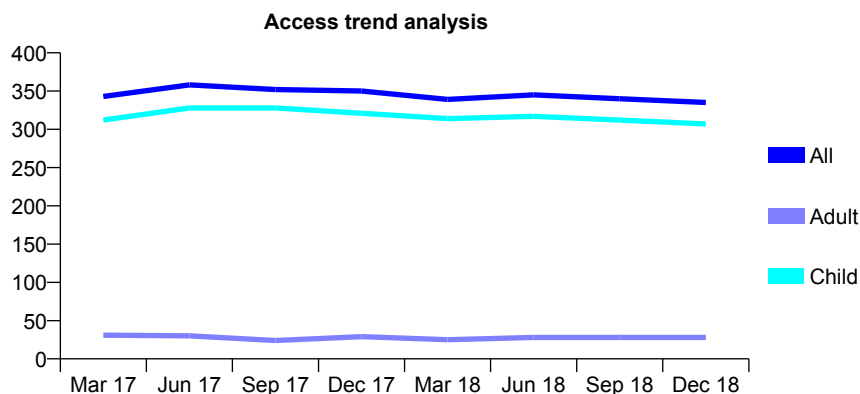
Q64 - Vital Signs At a Glance Contract Report for 171522/0001 - December 2018

Name or company name	Lechlade Dental Practice
Contract type name	GDS Contract
Purpose of contract	General
Contract start date	01/04/2014
Contract end date	

18/19 Contracted general activity (UDA)	800
Carry forward general activity (UDA)	-14
18/19 Contracted orthodontic activity (UOA)	0
Carry forward orthodontic activity (UOA)	0
Baseline contract value	£18,603.69

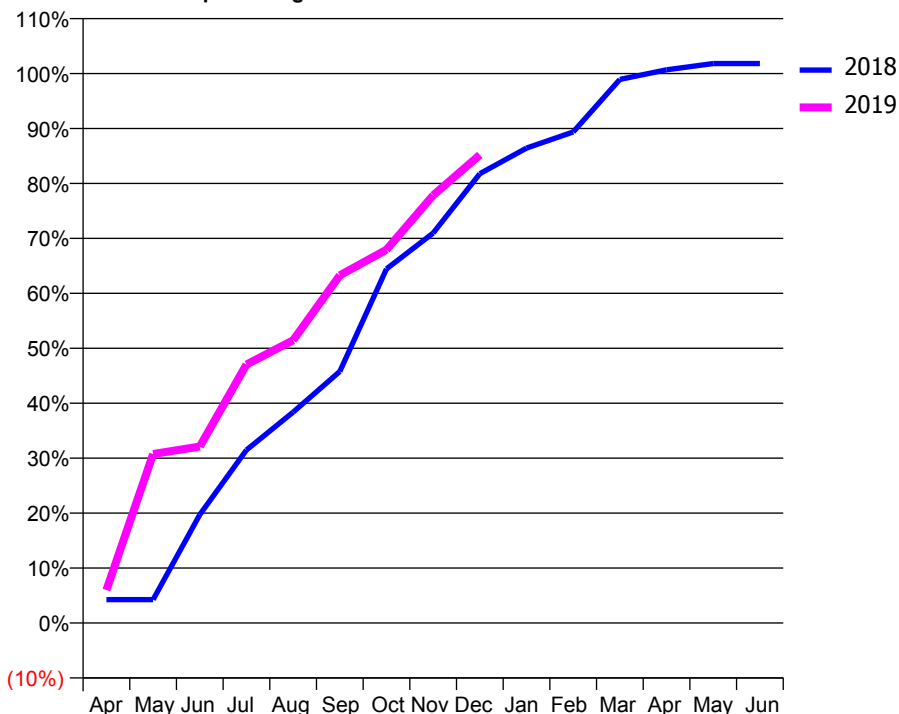
ACCESS*

Patients seen in 24 months	Total	Change since previous quarter
Quarter ending December 2017	350	
Quarter ending March 2018	339	↓
Quarter ending June 2018	345	→
Quarter ending September 2018	340	↓
Quarter ending December 2018	335	↓
Variance since December 2017	(4.3%)	↓



ACTIVITY

Cumulative percentage of contracted UDA delivered 2018 & 2019



Month	Adjusted Scheduled Activity (UDA)	
	2018	2019
April	34	48
May	34	246
June	158	257
July	252	376
August	307	412
September	366	506
October	516	543
November	568	623
December	654	682
January	691	
February	715	
March	791	
April	805	
May	814	
June	814	

QUALITY

	Quantity	Base Number	Contract	AT	Region	England
% of FP17s for the same patient ID Re-attending within 3 months - Children	25	366	6.8%	8.9%	11.3%	11.8%
% of FP17s for the same patient ID Re-attending within 3 months - Adults	0	8	0.0%	13.0%	15.3%	15.6%
% of FP17s for the same patient ID Re-attending between 3 & 9 months - Children	211	366	57.7%	61.9%	61.1%	58.8%
% of FP17s for the same patient ID Re-attending between 3 & 9 months - Adults	1	8	12.5%	52.4%	52.4%	51.0%
% of FP17s for Band 1 Urgent Courses	13	355	3.7%	8.4%	9.5%	9.0%
% of FP17s Relating to Free Repair or Replacements	0	355	0.0%	0.7%	0.7%	0.8%
% of FP17s Relating to Continuations	0	355	0.0%	0.8%	0.8%	0.9%
% of Patients satisfied with the dentistry they have received	0	0	N/A	93.8%	93.1%	93.2%
% of Patients satisfied with the time they had to wait for an appointment	0	0	N/A	87.7%	87.8%	88.3%

* This is based on patients treated on this contract for their most recent course of treatment. Figures in italics indicate the base number of FP17s or Patient Questionnaire responses are less than 100. N/A is shown where the base number of responses is less than 10 during the period. % is calculated as Quantity/Base number*100

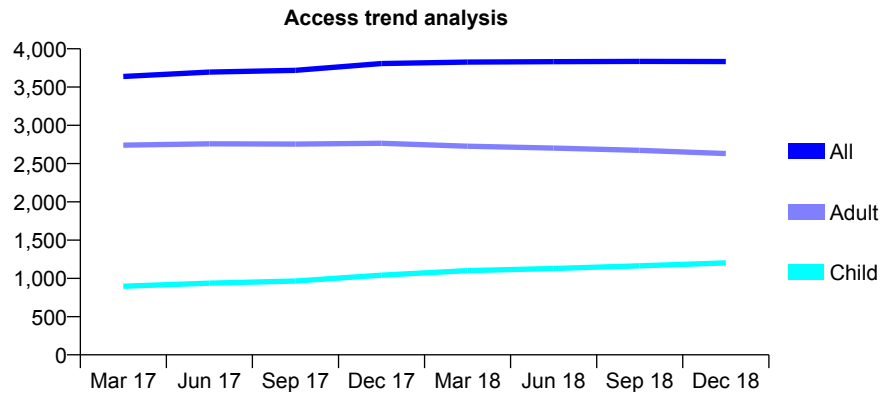
Q64 - Vital Signs At a Glance Contract Report for 172138/0001 - December 2018

Name or company name	Mr Georgios Mexias
Contract type name	GDS Contract
Purpose of contract	General
Contract start date	01/12/2013
Contract end date	

18/19 Contracted general activity (UDA)	10,143
Carry forward general activity (UDA)	-103
18/19 Contracted orthodontic activity (UOA)	0
Carry forward orthodontic activity (UOA)	0
Baseline contract value	£218,422.36

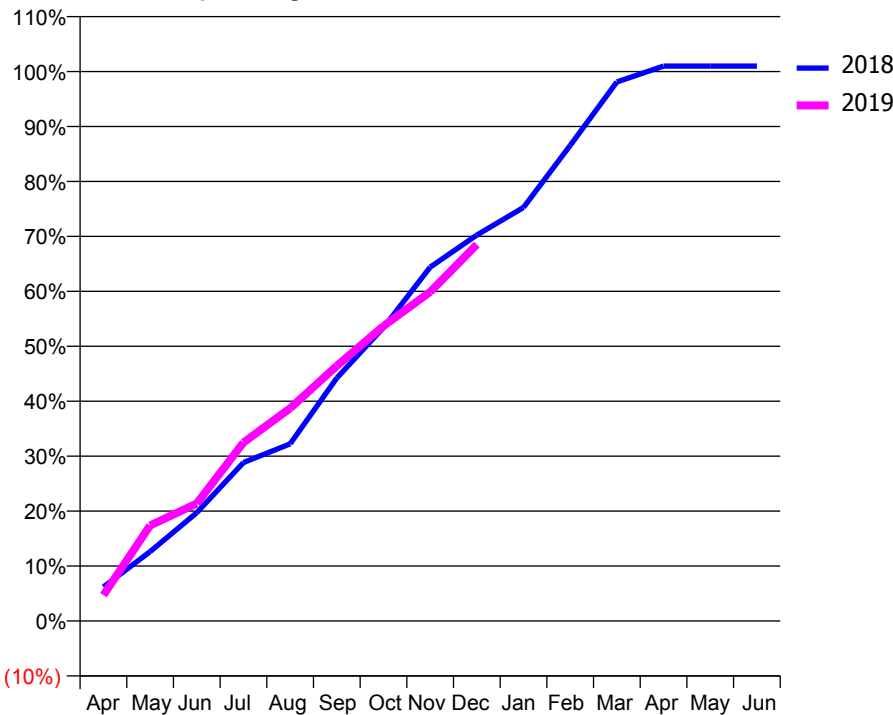
ACCESS*

Patients seen in 24 months	Total	Change since previous quarter
Quarter ending December 2017	3,807	
Quarter ending March 2018	3,827	→
Quarter ending June 2018	3,831	→
Quarter ending September 2018	3,836	→
Quarter ending December 2018	3,833	→
Variance since December 2017	0.7%	→



ACTIVITY

Cumulative percentage of contracted UDA delivered 2018 & 2019



Month	Adjusted Scheduled Activity (UDA)	
	2018	2019
April	645	478
May	1,314	1,764
June	2,051	2,170
July	3,000	3,295
August	3,354	3,927
September	4,602	4,709
October	5,558	5,446
November	6,702	6,073
December	7,310	6,951
January	7,832	
February	9,008	
March	10,210	
April	10,511	
May	10,510	
June	10,510	

QUALITY

	Quantity	Base Number	Contract	AT	Region	England
% of FP17s for the same patient ID Re-attending within 3 months - Children	60	1,292	4.6%	8.9%	11.3%	11.8%
% of FP17s for the same patient ID Re-attending within 3 months - Adults	379	2,918	13.0%	13.0%	15.3%	15.6%
% of FP17s for the same patient ID Re-attending between 3 & 9 months - Children	830	1,292	64.2%	61.9%	61.1%	58.8%
% of FP17s for the same patient ID Re-attending between 3 & 9 months - Adults	1,968	2,918	67.4%	52.4%	52.4%	51.0%
% of FP17s for Band 1 Urgent Courses	277	4,035	6.9%	8.4%	9.5%	9.0%
% of FP17s Relating to Free Repair or Replacements	23	4,035	0.6%	0.7%	0.7%	0.8%
% of FP17s Relating to Continuations	23	4,035	0.6%	0.8%	0.8%	0.9%
% of Patients satisfied with the dentistry they have received	7	7	N/A	93.8%	93.1%	93.2%
% of Patients satisfied with the time they had to wait for an appointment	7	7	N/A	87.7%	87.8%	88.3%

* This is based on patients treated on this contract for their most recent course of treatment. Figures in italics indicate the base number of FP17s or Patient Questionnaire responses are less than 100. N/A is shown where the base number of responses is less than 10 during the period. % is calculated as Quantity/Base number*100

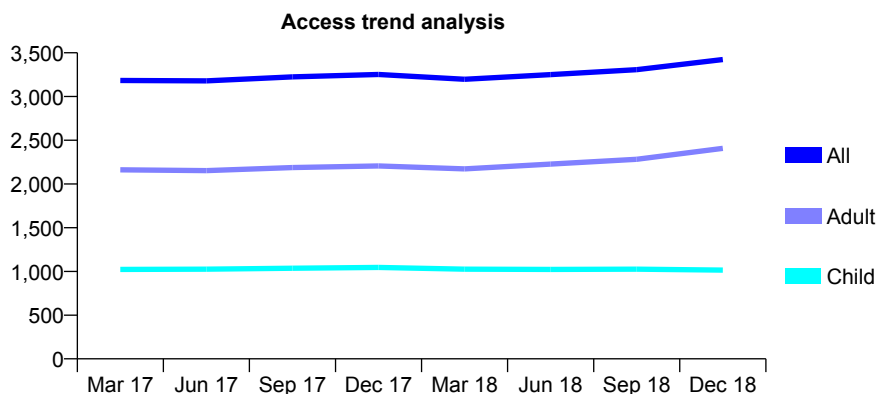
Q64 - Vital Signs At a Glance Contract Report for 173371/0001 - December 2018

Name or company name	The Parks Dental Practice
Contract type name	GDS Contract
Purpose of contract	General
Contract start date	21/03/2013
Contract end date	

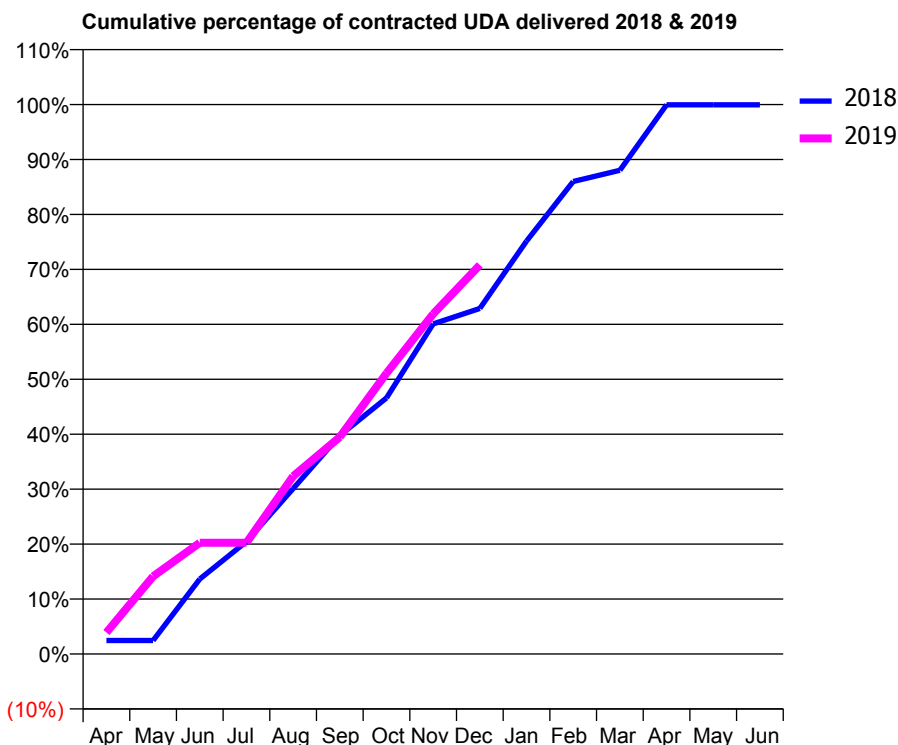
18/19 Contracted general activity (UDA)	7,000
Carry forward general activity (UDA)	3
18/19 Contracted orthodontic activity (UOA)	0
Carry forward orthodontic activity (UOA)	0
Baseline contract value	£173,713.06

ACCESS*

Patients seen in 24 months	Total	Change since previous quarter
Quarter ending December 2017	3,252	
Quarter ending March 2018	3,197	↓
Quarter ending June 2018	3,250	→
Quarter ending September 2018	3,307	→
Quarter ending December 2018	3,423	↑
Variance since December 2017	5.3%	↑



ACTIVITY



Month	Adjusted Scheduled Activity (UDA)	
	2018	2019
April	176	274
May	176	990
June	980	1,417
July	1,471	1,417
August	2,161	2,265
September	2,856	2,765
October	3,347	3,576
November	4,315	4,333
December	4,517	4,956
January	5,396	
February	6,176	
March	6,321	
April	7,178	
May	7,179	
June	7,179	

QUALITY

	Quantity	Base Number	Contract	AT	Region	England
% of FP17s for the same patient ID Re-attending within 3 months - Children	111	1,357	8.2%	8.9%	11.3%	11.8%
% of FP17s for the same patient ID Re-attending within 3 months - Adults	261	2,195	11.9%	13.0%	15.3%	15.6%
% of FP17s for the same patient ID Re-attending between 3 & 9 months - Children	936	1,357	69.0%	61.9%	61.1%	58.8%
% of FP17s for the same patient ID Re-attending between 3 & 9 months - Adults	889	2,195	40.5%	52.4%	52.4%	51.0%
% of FP17s for Band 1 Urgent Courses	435	3,059	14.2%	8.4%	9.5%	9.0%
% of FP17s Relating to Free Repair or Replacements	14	3,059	0.5%	0.7%	0.7%	0.8%
% of FP17s Relating to Continuations	6	3,059	0.2%	0.8%	0.8%	0.9%
% of Patients satisfied with the dentistry they have received	0	0	N/A	93.8%	93.1%	93.2%
% of Patients satisfied with the time they had to wait for an appointment	0	0	N/A	87.7%	87.8%	88.3%

* This is based on patients treated on this contract for their most recent course of treatment. Figures in italics indicate the base number of FP17s or Patient Questionnaire responses are less than 100. N/A is shown where the base number of responses is less than 10 during the period. % is calculated as Quantity/Base number*100

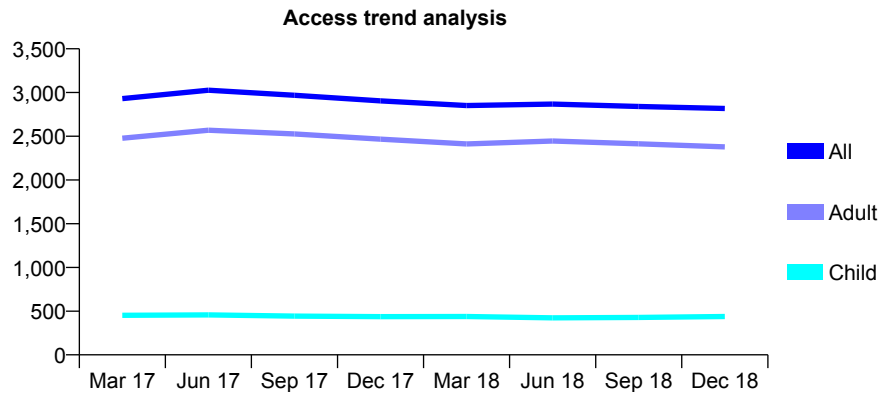
Q64 - Vital Signs At a Glance Contract Report for 178152/0001 - December 2018

Name or company name	PW & SM Phillips
Contract type name	GDS Contract
Purpose of contract	General
Contract start date	01/07/2015
Contract end date	

18/19 Contracted general activity (UDA)	9,000
Carry forward general activity (UDA)	0
18/19 Contracted orthodontic activity (UOA)	0
Carry forward orthodontic activity (UOA)	0
Baseline contract value	£217,256.48

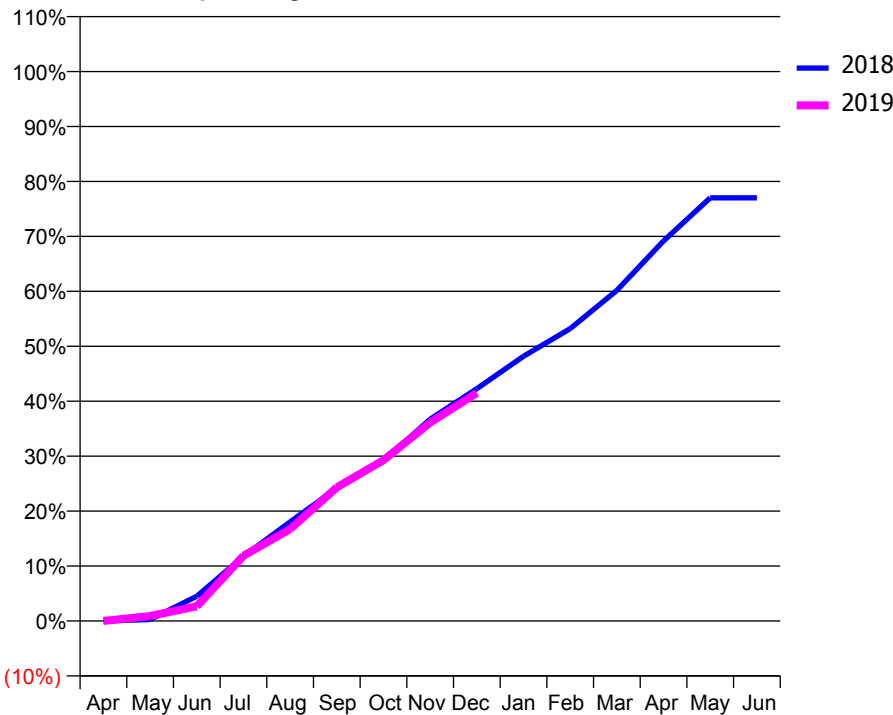
ACCESS*

Patients seen in 24 months	Total	Change since previous quarter
Quarter ending December 2017	2,904	
Quarter ending March 2018	2,851	↓
Quarter ending June 2018	2,868	→
Quarter ending September 2018	2,841	→
Quarter ending December 2018	2,818	→
Variance since December 2017	(3.0%)	↓



ACTIVITY

Cumulative percentage of contracted UDA delivered 2018 & 2019



Month	Adjusted Scheduled Activity (UDA)	
	2018	2019
April	0	0
May	25	81
June	406	240
July	1,060	1,068
August	1,623	1,507
September	2,177	2,190
October	2,626	2,635
November	3,306	3,252
December	3,805	3,735
January	4,337	
February	4,789	
March	5,416	
April	6,226	
May	6,931	
June	6,931	

QUALITY

	Quantity	Base Number	Contract	AT	Region	England
% of FP17s for the same patient ID Re-attending within 3 months - Children	21	448	4.7%	8.9%	11.3%	11.8%
% of FP17s for the same patient ID Re-attending within 3 months - Adults	293	2,161	13.6%	13.0%	15.3%	15.6%
% of FP17s for the same patient ID Re-attending between 3 & 9 months - Children	222	448	49.6%	61.9%	61.1%	58.8%
% of FP17s for the same patient ID Re-attending between 3 & 9 months - Adults	955	2,161	44.2%	52.4%	52.4%	51.0%
% of FP17s for Band 1 Urgent Courses	283	1,942	14.6%	8.4%	9.5%	9.0%
% of FP17s Relating to Free Repair or Replacements	34	1,942	1.8%	0.7%	0.7%	0.8%
% of FP17s Relating to Continuations	0	1,942	0.0%	0.8%	0.8%	0.9%
% of Patients satisfied with the dentistry they have received	5	7	N/A	93.8%	93.1%	93.2%
% of Patients satisfied with the time they had to wait for an appointment	4	7	N/A	87.7%	87.8%	88.3%

* This is based on patients treated on this contract for their most recent course of treatment. Figures in italics indicate the base number of FP17s or Patient Questionnaire responses are less than 100. N/A is shown where the base number of responses is less than 10 during the period. % is calculated as Quantity/Base number*100

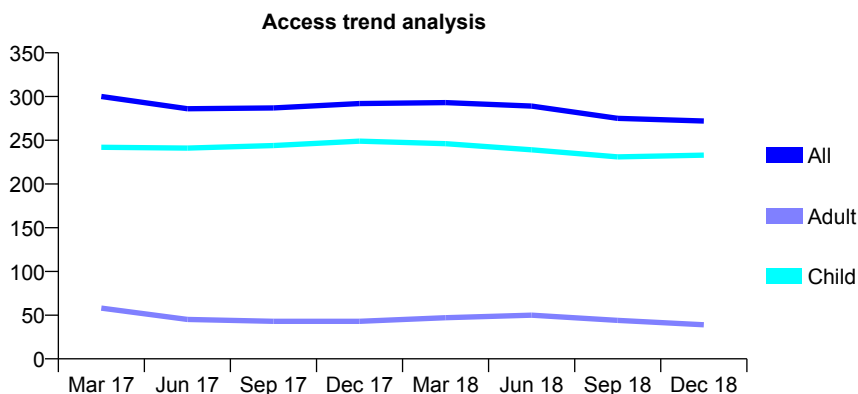
Q64 - Vital Signs At a Glance Contract Report for 179442/0001 - December 2018

Name or company name	Mr Carl Stuart Sainsbury Roberts
Contract type name	GDS Contract
Purpose of contract	General and Orthodontic
Contract start date	01/04/2014
Contract end date	

18/19 Contracted general activity (UDA)	400
Carry forward general activity (UDA)	-8
18/19 Contracted orthodontic activity (UOA)	0
Carry forward orthodontic activity (UOA)	0
Baseline contract value	£10,094.33

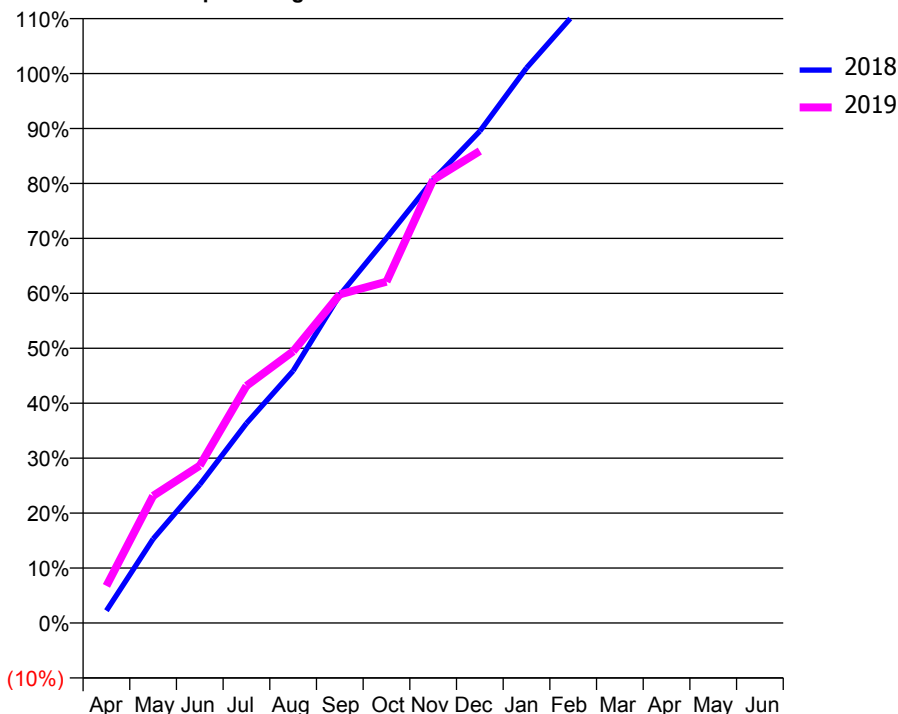
ACCESS*

Patients seen in 24 months	Total	Change since previous quarter
Quarter ending December 2017	292	
Quarter ending March 2018	293	→
Quarter ending June 2018	289	↓
Quarter ending September 2018	275	↓
Quarter ending December 2018	272	↓
Variance since December 2017	(6.8%)	↓



ACTIVITY

Cumulative percentage of contracted UDA delivered 2018 & 2019



Month	Adjusted Scheduled Activity (UDA)	
	2018	2019
April	9	27
May	61	93
June	101	115
July	145	173
August	184	198
September	239	239
October	280	248
November	323	323
December	358	344
January	404	
February	442	
March	473	
April	481	
May	482	
June	482	

QUALITY

	Quantity	Base Number	Contract	AT	Region	England
% of FP17s for the same patient ID Re-attending within 3 months - Children	10	259	3.9%	8.9%	11.3%	11.8%
% of FP17s for the same patient ID Re-attending within 3 months - Adults	2	13	15.4%	13.0%	15.3%	15.6%
% of FP17s for the same patient ID Re-attending between 3 & 9 months - Children	151	259	58.3%	61.9%	61.1%	58.8%
% of FP17s for the same patient ID Re-attending between 3 & 9 months - Adults	7	13	53.8%	52.4%	52.4%	51.0%
% of FP17s for Band 1 Urgent Courses	8	263	3.0%	8.4%	9.5%	9.0%
% of FP17s Relating to Free Repair or Replacements	0	263	0.0%	0.7%	0.7%	0.8%
% of FP17s Relating to Continuations	0	263	0.0%	0.8%	0.8%	0.9%
% of Patients satisfied with the dentistry they have received	0	0	N/A	93.8%	93.1%	93.2%
% of Patients satisfied with the time they had to wait for an appointment	0	0	N/A	87.7%	87.8%	88.3%

* This is based on patients treated on this contract for their most recent course of treatment. Figures in italics indicate the base number of FP17s or Patient Questionnaire responses are less than 100. N/A is shown where the base number of responses is less than 10 during the period. % is calculated as Quantity/Base number*100

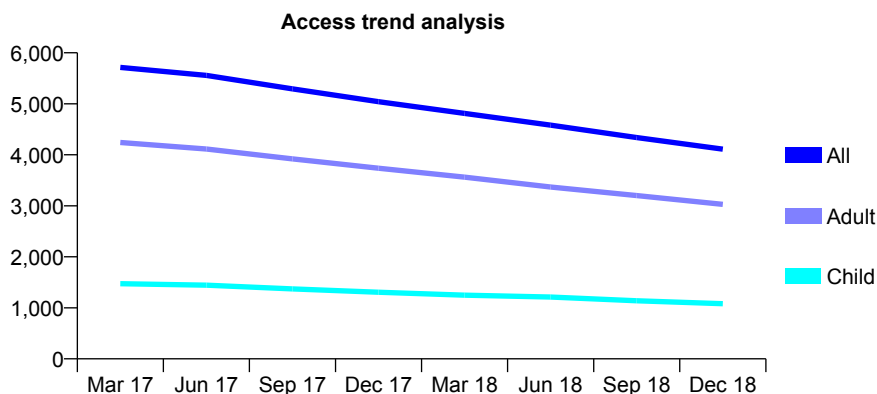
Q64 - Vital Signs At a Glance Contract Report for 181110/0001 - December 2018

Name or company name	IDH Limited
Contract type name	GDS Contract
Purpose of contract	General
Contract start date	01/03/2008
Contract end date	

18/19 Contracted general activity (UDA)	13,000
Carry forward general activity (UDA)	0
18/19 Contracted orthodontic activity (UOA)	0
Carry forward orthodontic activity (UOA)	0
Baseline contract value	£356,574.85

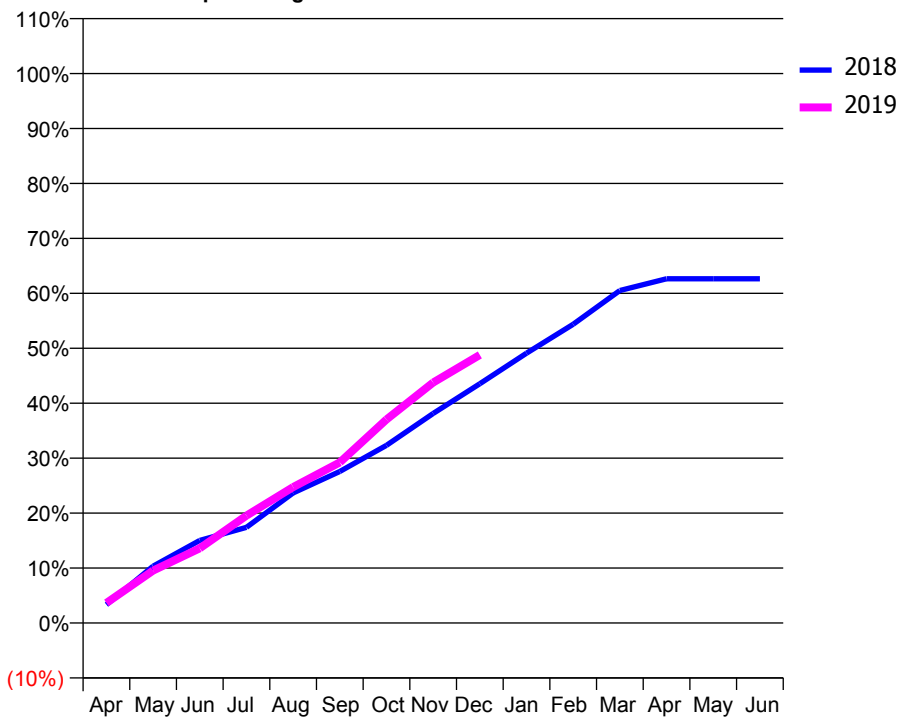
ACCESS*

Patients seen in 24 months	Total	Change since previous quarter
Quarter ending December 2017	5,042	
Quarter ending March 2018	4,812	↓
Quarter ending June 2018	4,581	↓
Quarter ending September 2018	4,339	↓
Quarter ending December 2018	4,111	↓
Variance since December 2017	(18.5%)	↓



ACTIVITY

Cumulative percentage of contracted UDA delivered 2018 & 2019



Month	Adjusted Scheduled Activity (UDA)	
	2018	2019
April	505	475
May	1,563	1,241
June	2,271	1,767
July	2,627	2,540
August	3,575	3,215
September	4,165	3,799
October	4,884	4,815
November	5,759	5,689
December	6,575	6,342
January	7,413	
February	8,211	
March	9,135	
April	9,461	
May	9,461	
June	9,458	

QUALITY

	Quantity	Base Number	Contract	AT	Region	England
% of FP17s for the same patient ID Re-attending within 3 months - Children	57	976	5.8%	8.9%	11.3%	11.8%
% of FP17s for the same patient ID Re-attending within 3 months - Adults	393	2,393	16.4%	13.0%	15.3%	15.6%
% of FP17s for the same patient ID Re-attending between 3 & 9 months - Children	472	976	48.4%	61.9%	61.1%	58.8%
% of FP17s for the same patient ID Re-attending between 3 & 9 months - Adults	843	2,393	35.2%	52.4%	52.4%	51.0%
% of FP17s for Band 1 Urgent Courses	353	3,231	10.9%	8.4%	9.5%	9.0%
% of FP17s Relating to Free Repair or Replacements	21	3,231	0.6%	0.7%	0.7%	0.8%
% of FP17s Relating to Continuations	39	3,231	1.2%	0.8%	0.8%	0.9%
% of Patients satisfied with the dentistry they have received	3	3	N/A	93.8%	93.1%	93.2%
% of Patients satisfied with the time they had to wait for an appointment	2	3	N/A	87.7%	87.8%	88.3%

* This is based on patients treated on this contract for their most recent course of treatment. Figures in italics indicate the base number of FP17s or Patient Questionnaire responses are less than 100. N/A is shown where the base number of responses is less than 10 during the period. % is calculated as Quantity/Base number*100

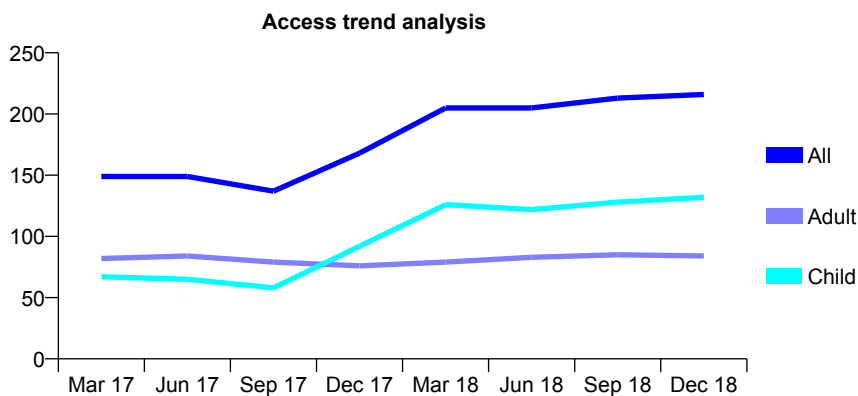
Q64 - Vital Signs At a Glance Contract Report for 181420/0001 - December 2018

Name or company name	The Cottage Dental & Implant Clinic Limited
Contract type name	GDS Contract
Purpose of contract	General
Contract start date	01/12/2008
Contract end date	

18/19 Contracted general activity (UDA)	650
Carry forward general activity (UDA)	12
18/19 Contracted orthodontic activity (UOA)	0
Carry forward orthodontic activity (UOA)	0
Baseline contract value	£15,894.18

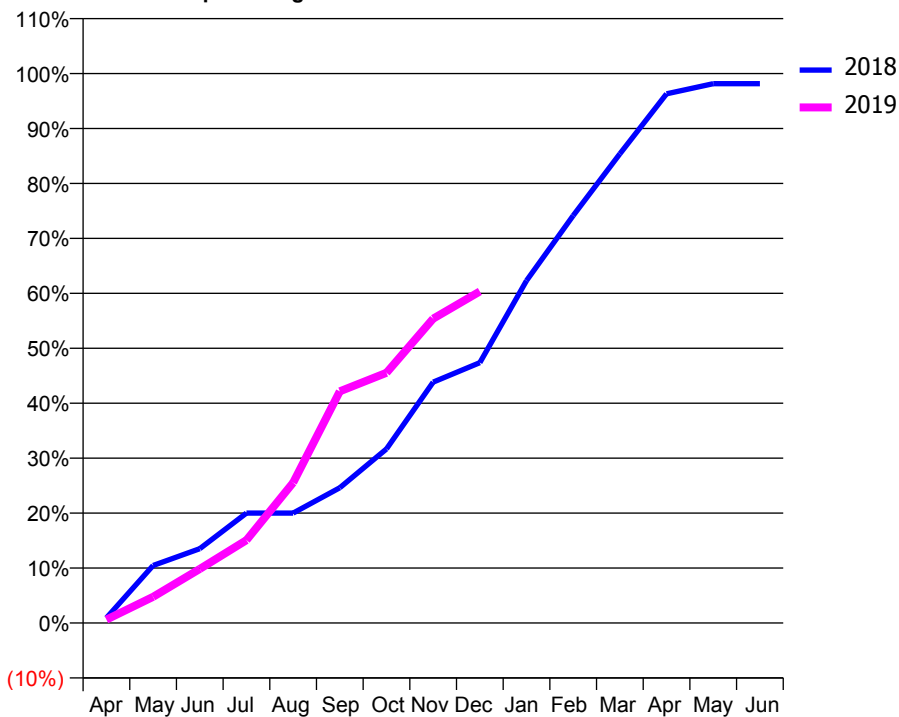
ACCESS*

Patients seen in 24 months	Total	Change since previous quarter
Quarter ending December 2017	168	
Quarter ending March 2018	205	↑
Quarter ending June 2018	205	→
Quarter ending September 2018	213	↑
Quarter ending December 2018	216	→
Variance since December 2017	28.6%	↑



ACTIVITY

Cumulative percentage of contracted UDA delivered 2018 & 2019



Month	Adjusted Scheduled Activity (UDA)	
	2018	2019
April	6	4
May	68	31
June	88	64
July	130	98
August	130	166
September	160	274
October	206	296
November	285	360
December	308	392
January	405	
February	482	
March	555	
April	626	
May	638	
June	638	

QUALITY

	Quantity	Base Number	Contract	AT	Region	England
% of FP17s for the same patient ID Re-attending within 3 months - Children	5	146	3.4%	8.9%	11.3%	11.8%
% of FP17s for the same patient ID Re-attending within 3 months - Adults	5	76	6.6%	13.0%	15.3%	15.6%
% of FP17s for the same patient ID Re-attending between 3 & 9 months - Children	88	146	60.3%	61.9%	61.1%	58.8%
% of FP17s for the same patient ID Re-attending between 3 & 9 months - Adults	40	76	52.6%	52.4%	52.4%	51.0%
% of FP17s for Band 1 Urgent Courses	1	207	0.5%	8.4%	9.5%	9.0%
% of FP17s Relating to Free Repair or Replacements	0	207	0.0%	0.7%	0.7%	0.8%
% of FP17s Relating to Continuations	4	207	1.9%	0.8%	0.8%	0.9%
% of Patients satisfied with the dentistry they have received	0	0	N/A	93.8%	93.1%	93.2%
% of Patients satisfied with the time they had to wait for an appointment	0	0	N/A	87.7%	87.8%	88.3%

* This is based on patients treated on this contract for their most recent course of treatment. Figures in italics indicate the base number of FP17s or Patient Questionnaire responses are less than 100. N/A is shown where the base number of responses is less than 10 during the period. % is calculated as Quantity/Base number*100

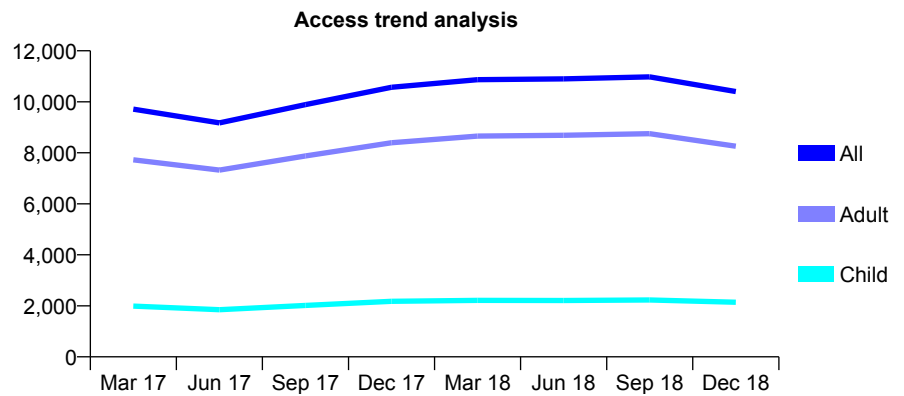
Q64 - Vital Signs At a Glance Contract Report for 182869/0001 - December 2018

Name or company name	Market Place Dental Practice Ltd
Contract type name	GDS Contract
Purpose of contract	General
Contract start date	01/04/2007
Contract end date	

18/19 Contracted general activity (UDA)	25,000
Carry forward general activity (UDA)	109
18/19 Contracted orthodontic activity (UOA)	0
Carry forward orthodontic activity (UOA)	0
Baseline contract value	£652,692.39

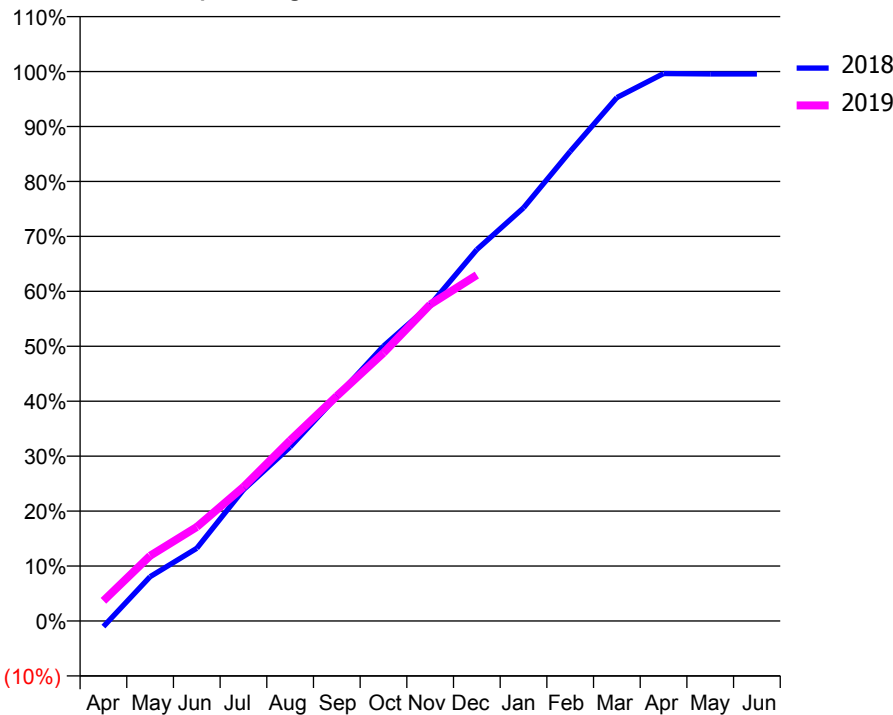
ACCESS*

Patients seen in 24 months	Total	Change since previous quarter
Quarter ending December 2017	10,571	
Quarter ending March 2018	10,868	↑
Quarter ending June 2018	10,899	→
Quarter ending September 2018	10,980	→
Quarter ending December 2018	10,402	↓
Variance since December 2017	(1.6%)	↓



ACTIVITY

Cumulative percentage of contracted UDA delivered 2018 & 2019



Month	Adjusted Scheduled Activity (UDA)	
	2018	2019
April	-258	917
May	2,019	2,968
June	3,312	4,278
July	5,971	6,101
August	7,919	8,215
September	10,209	10,235
October	12,506	12,200
November	14,381	14,397
December	16,901	15,740
January	18,797	
February	21,362	
March	23,814	
April	24,908	
May	24,887	
June	24,891	

QUALITY

	Quantity	Base Number	Contract	AT	Region	England
% of FP17s for the same patient ID Re-attending within 3 months - Children	90	1,901	4.7%	8.9%	11.3%	11.8%
% of FP17s for the same patient ID Re-attending within 3 months - Adults	841	7,392	11.4%	13.0%	15.3%	15.6%
% of FP17s for the same patient ID Re-attending between 3 & 9 months - Children	933	1,901	49.1%	61.9%	61.1%	58.8%
% of FP17s for the same patient ID Re-attending between 3 & 9 months - Adults	3,794	7,392	51.3%	52.4%	52.4%	51.0%
% of FP17s for Band 1 Urgent Courses	773	8,834	8.8%	8.4%	9.5%	9.0%
% of FP17s Relating to Free Repair or Replacements	51	8,834	0.6%	0.7%	0.7%	0.8%
% of FP17s Relating to Continuations	91	8,834	1.0%	0.8%	0.8%	0.9%
% of Patients satisfied with the dentistry they have received	4	5	N/A	93.8%	93.1%	93.2%
% of Patients satisfied with the time they had to wait for an appointment	3	5	N/A	87.7%	87.8%	88.3%

* This is based on patients treated on this contract for their most recent course of treatment. Figures in italics indicate the base number of FP17s or Patient Questionnaire responses are less than 100. N/A is shown where the base number of responses is less than 10 during the period. % is calculated as Quantity/Base number*100

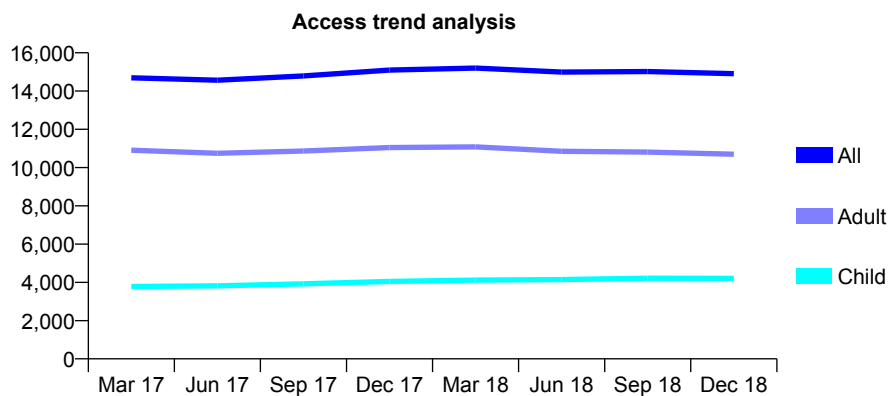
Q64 - Vital Signs At a Glance Contract Report for 182877/0002 - December 2018

Name or company name	Smileright Limited
Contract type name	GDS Contract
Purpose of contract	General
Contract start date	01/04/2011
Contract end date	

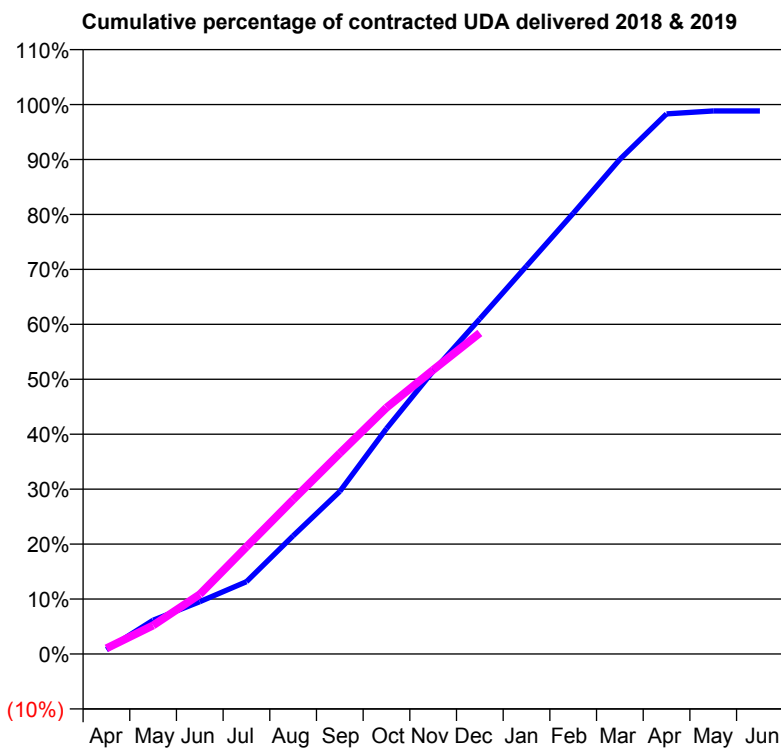
18/19 Contracted general activity (UDA)	50,008
Carry forward general activity (UDA)	591
18/19 Contracted orthodontic activity (UOA)	0
Carry forward orthodontic activity (UOA)	0
Baseline contract value	£1,212,644.07

ACCESS*

Patients seen in 24 months	Total	Change since previous quarter
Quarter ending December 2017	15,095	
Quarter ending March 2018	15,201	→
Quarter ending June 2018	14,996	↓
Quarter ending September 2018	15,022	→
Quarter ending December 2018	14,907	→
Variance since December 2017	(1.2%)	↓



ACTIVITY



Month	Adjusted Scheduled Activity (UDA)	
	2018	2019
April	390	513
May	3,072	2,607
June	4,763	5,436
July	6,584	9,750
August	10,758	14,052
September	14,794	18,268
October	20,515	22,415
November	25,745	25,859
December	30,504	29,219
January	35,310	
February	40,099	
March	45,018	
April	49,156	
May	49,417	
June	49,417	

QUALITY

	Quantity	Base Number	Contract	AT	Region	England
% of FP17s for the same patient ID Re-attending within 3 months - Children	254	3,975	6.4%	8.9%	11.3%	11.8%
% of FP17s for the same patient ID Re-attending within 3 months - Adults	808	8,836	9.1%	13.0%	15.3%	15.6%
% of FP17s for the same patient ID Re-attending between 3 & 9 months - Children	2,014	3,975	50.7%	61.9%	61.1%	58.8%
% of FP17s for the same patient ID Re-attending between 3 & 9 months - Adults	4,180	8,836	47.3%	52.4%	52.4%	51.0%
% of FP17s for Band 1 Urgent Courses	359	11,200	3.2%	8.4%	9.5%	9.0%
% of FP17s Relating to Free Repair or Replacements	93	11,200	0.8%	0.7%	0.7%	0.8%
% of FP17s Relating to Continuations	67	11,200	0.6%	0.8%	0.8%	0.9%
% of Patients satisfied with the dentistry they have received	10	12	83.3%	93.8%	93.1%	93.2%
% of Patients satisfied with the time they had to wait for an appointment	10	12	83.3%	87.7%	87.8%	88.3%

* This is based on patients treated on this contract for their most recent course of treatment. Figures in italics indicate the base number of FP17s or Patient Questionnaire responses are less than 100. N/A is shown where the base number of responses is less than 10 during the period. % is calculated as Quantity/Base number*100

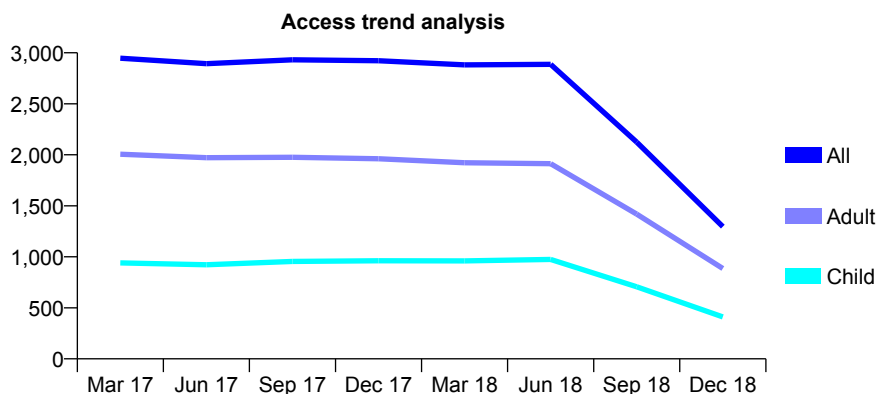
Q64 - Vital Signs At a Glance Contract Report for 184209/0001 - December 2018

Name or company name	Smilecare Swindon Limited
Contract type name	PDS Plus Contract
Purpose of contract	General
Contract start date	01/04/2013
Contract end date	30/06/2018

18/19 Contracted general activity (UDA)	4,000
Carry forward general activity (UDA)	0
18/19 Contracted orthodontic activity (UOA)	0
Carry forward orthodontic activity (UOA)	0
Baseline contract value	£49,202.26

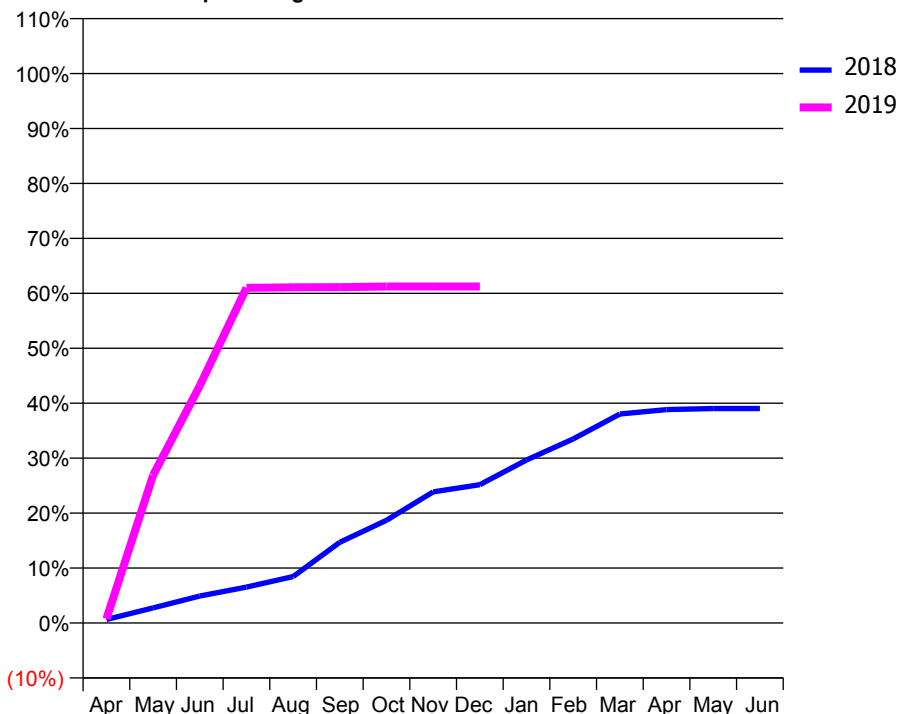
ACCESS*

Patients seen in 24 months	Total	Change since previous quarter
Quarter ending December 2017	2,922	
Quarter ending March 2018	2,882	↓
Quarter ending June 2018	2,887	→
Quarter ending September 2018	2,125	↓
Quarter ending December 2018	1,296	↓
Variance since December 2017	(55.6%)	↓



ACTIVITY

Cumulative percentage of contracted UDA delivered 2018 & 2019



Month	Adjusted Scheduled Activity (UDA)	
	2018	2019
April	102	31
May	440	1,076
June	784	1,727
July	1,045	2,440
August	1,352	2,443
September	2,353	2,444
October	2,992	2,449
November	3,819	2,449
December	4,029	2,449
January	4,747	
February	5,359	
March	6,085	
April	6,213	
May	6,245	
June	6,244	

QUALITY

	Quantity	Base Number	Contract	AT	Region	England
% of FP17s for the same patient ID Re-attending within 3 months - Children	35	404	8.7%	8.9%	11.3%	11.8%
% of FP17s for the same patient ID Re-attending within 3 months - Adults	150	813	18.5%	13.0%	15.3%	15.6%
% of FP17s for the same patient ID Re-attending between 3 & 9 months - Children	187	404	46.3%	61.9%	61.1%	58.8%
% of FP17s for the same patient ID Re-attending between 3 & 9 months - Adults	338	813	41.6%	52.4%	52.4%	51.0%
% of FP17s for Band 1 Urgent Courses	91	988	9.2%	8.4%	9.5%	9.0%
% of FP17s Relating to Free Repair or Replacements	3	988	0.3%	0.7%	0.7%	0.8%
% of FP17s Relating to Continuations	1	988	0.1%	0.8%	0.8%	0.9%
% of Patients satisfied with the dentistry they have received	1	1	N/A	93.8%	93.1%	93.2%
% of Patients satisfied with the time they had to wait for an appointment	0	1	N/A	87.7%	87.8%	88.3%

* This is based on patients treated on this contract for their most recent course of treatment. Figures in italics indicate the base number of FP17s or Patient Questionnaire responses are less than 100. N/A is shown where the base number of responses is less than 10 during the period. % is calculated as Quantity/Base number*100

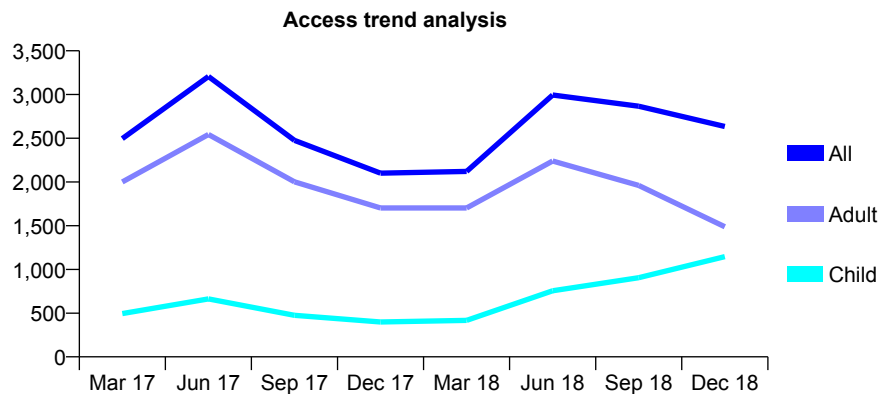
Q64 - Vital Signs At a Glance Contract Report for 184381/0002 - December 2018

Name or company name	Tetbury Dental Practice
Contract type name	GDS Contract
Purpose of contract	General
Contract start date	01/04/2012
Contract end date	

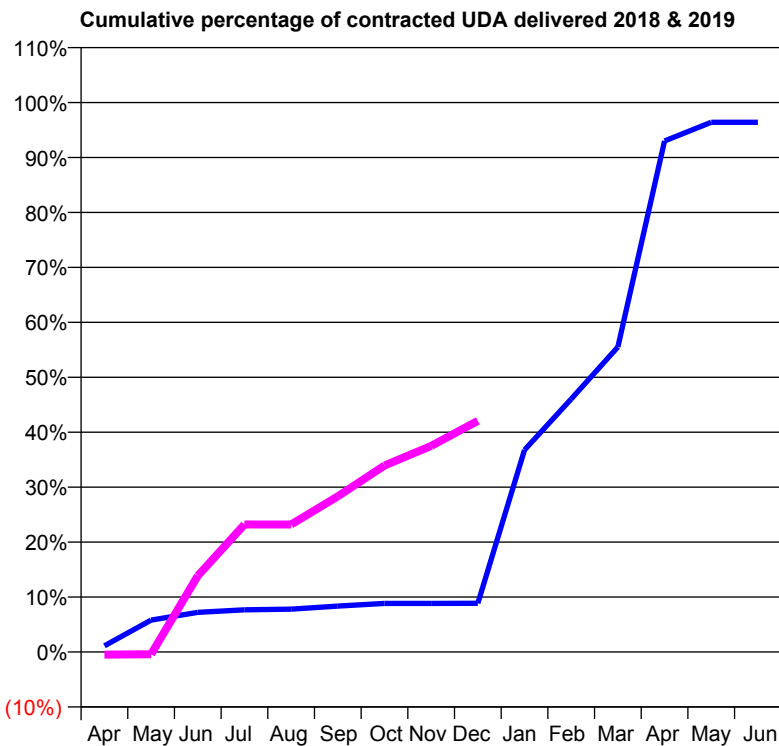
18/19 Contracted general activity (UDA)	6,131
Carry forward general activity (UDA)	221
18/19 Contracted orthodontic activity (UOA)	0
Carry forward orthodontic activity (UOA)	0
Baseline contract value	£129,329.09

ACCESS*

Patients seen in 24 months	Total	Change since previous quarter
Quarter ending December 2017	2,101	
Quarter ending March 2018	2,120	→
Quarter ending June 2018	2,994	↑
Quarter ending September 2018	2,866	↓
Quarter ending December 2018	2,634	↓
Variance since December 2017	25.4%	↑



ACTIVITY



Month	Adjusted Scheduled Activity (UDA)	
	2018	2019
April	70	-31
May	356	-26
June	442	851
July	471	1,424
August	478	1,424
September	513	1,737
October	543	2,080
November	543	2,300
December	544	2,579
January	2,255	
February	2,823	
March	3,403	
April	5,702	
May	5,910	
June	5,910	

QUALITY

	Quantity	Base Number	Contract	AT	Region	England
% of FP17s for the same patient ID Re-attending within 3 months - Children	45	1,349	3.3%	8.9%	11.3%	11.8%
% of FP17s for the same patient ID Re-attending within 3 months - Adults	117	1,554	7.5%	13.0%	15.3%	15.6%
% of FP17s for the same patient ID Re-attending between 3 & 9 months - Children	334	1,349	24.8%	61.9%	61.1%	58.8%
% of FP17s for the same patient ID Re-attending between 3 & 9 months - Adults	188	1,554	12.1%	52.4%	52.4%	51.0%
% of FP17s for Band 1 Urgent Courses	120	1,678	7.2%	8.4%	9.5%	9.0%
% of FP17s Relating to Free Repair or Replacements	22	1,678	1.3%	0.7%	0.7%	0.8%
% of FP17s Relating to Continuations	18	1,678	1.1%	0.8%	0.8%	0.9%
% of Patients satisfied with the dentistry they have received	1	1	N/A	93.8%	93.1%	93.2%
% of Patients satisfied with the time they had to wait for an appointment	1	1	N/A	87.7%	87.8%	88.3%

* This is based on patients treated on this contract for their most recent course of treatment. Figures in italics indicate the base number of FP17s or Patient Questionnaire responses are less than 100. N/A is shown where the base number of responses is less than 10 during the period. % is calculated as Quantity/Base number*100

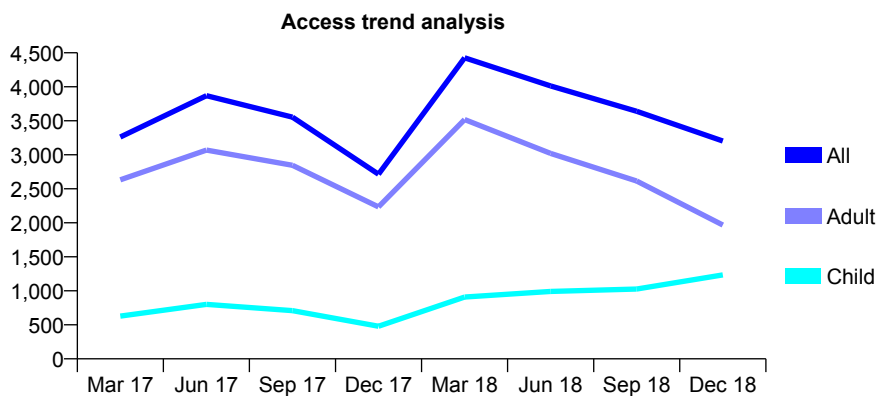
Q64 - Vital Signs At a Glance Contract Report for 184381/0003 - December 2018

Name or company name	Tetbury Dental Practice
Contract type name	GDS Contract
Purpose of contract	General
Contract start date	01/04/2012
Contract end date	

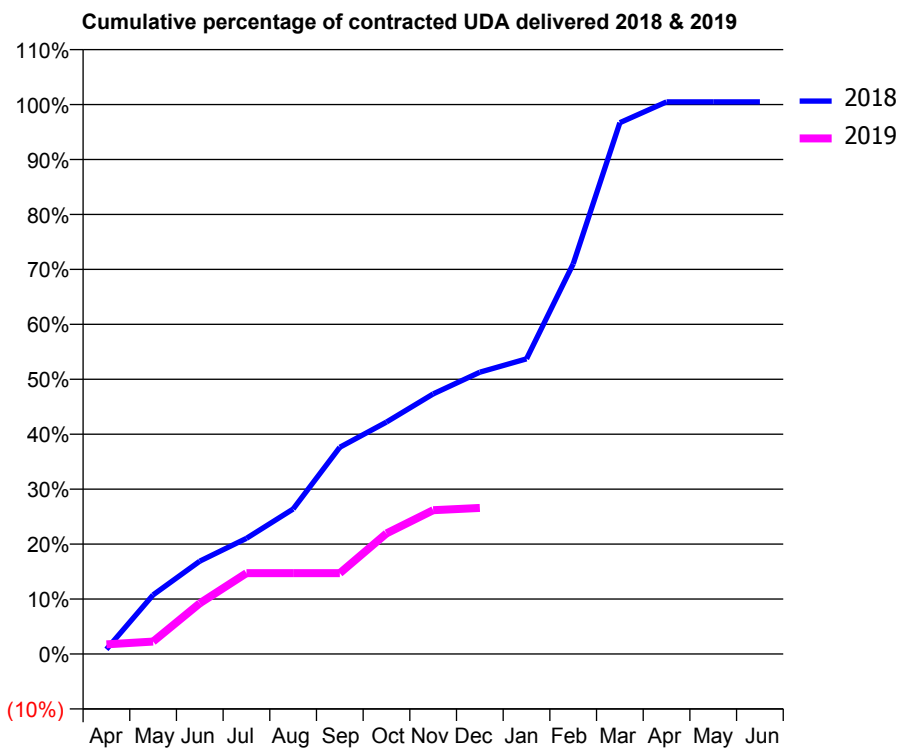
18/19 Contracted general activity (UDA)	11,640
Carry forward general activity (UDA)	-56
18/19 Contracted orthodontic activity (UOA)	0
Carry forward orthodontic activity (UOA)	0
Baseline contract value	£245,293.22

ACCESS*

Patients seen in 24 months	Total	Change since previous quarter
Quarter ending December 2017	2,715	
Quarter ending March 2018	4,426	↑
Quarter ending June 2018	4,013	↓
Quarter ending September 2018	3,641	↓
Quarter ending December 2018	3,202	↓
Variance since December 2017	17.9%	↑



ACTIVITY



Month	Adjusted Scheduled Activity (UDA)	
	2018	2019
April	99	206
May	1,252	264
June	1,968	1,075
July	2,451	1,714
August	3,072	1,714
September	4,379	1,714
October	4,913	2,556
November	5,510	3,046
December	5,970	3,095
January	6,251	
February	8,263	
March	11,254	
April	11,696	
May	11,696	
June	11,696	

QUALITY

	Quantity	Base Number	Contract	AT	Region	England
% of FP17s for the same patient ID Re-attending within 3 months - Children	44	1,289	3.4%	8.9%	11.3%	11.8%
% of FP17s for the same patient ID Re-attending within 3 months - Adults	62	696	8.9%	13.0%	15.3%	15.6%
% of FP17s for the same patient ID Re-attending between 3 & 9 months - Children	449	1,289	34.8%	61.9%	61.1%	58.8%
% of FP17s for the same patient ID Re-attending between 3 & 9 months - Adults	239	696	34.3%	52.4%	52.4%	51.0%
% of FP17s for Band 1 Urgent Courses	68	1,727	3.9%	8.4%	9.5%	9.0%
% of FP17s Relating to Free Repair or Replacements	3	1,727	0.2%	0.7%	0.7%	0.8%
% of FP17s Relating to Continuations	8	1,727	0.5%	0.8%	0.8%	0.9%
% of Patients satisfied with the dentistry they have received	2	2	N/A	93.8%	93.1%	93.2%
% of Patients satisfied with the time they had to wait for an appointment	2	2	N/A	87.7%	87.8%	88.3%

* This is based on patients treated on this contract for their most recent course of treatment. Figures in italics indicate the base number of FP17s or Patient Questionnaire responses are less than 100. N/A is shown where the base number of responses is less than 10 during the period. % is calculated as Quantity/Base number*100

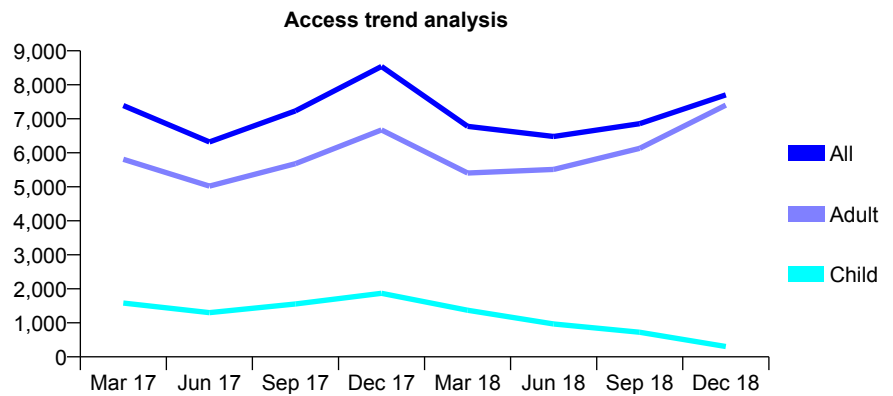
Q64 - Vital Signs At a Glance Contract Report for 184381/0004 - December 2018

Name or company name	Tetbury Dental Practice
Contract type name	GDS Contract
Purpose of contract	General
Contract start date	01/04/2012
Contract end date	

18/19 Contracted general activity (UDA)	18,740
Carry forward general activity (UDA)	-124
18/19 Contracted orthodontic activity (UOA)	0
Carry forward orthodontic activity (UOA)	0
Baseline contract value	£403,942.32

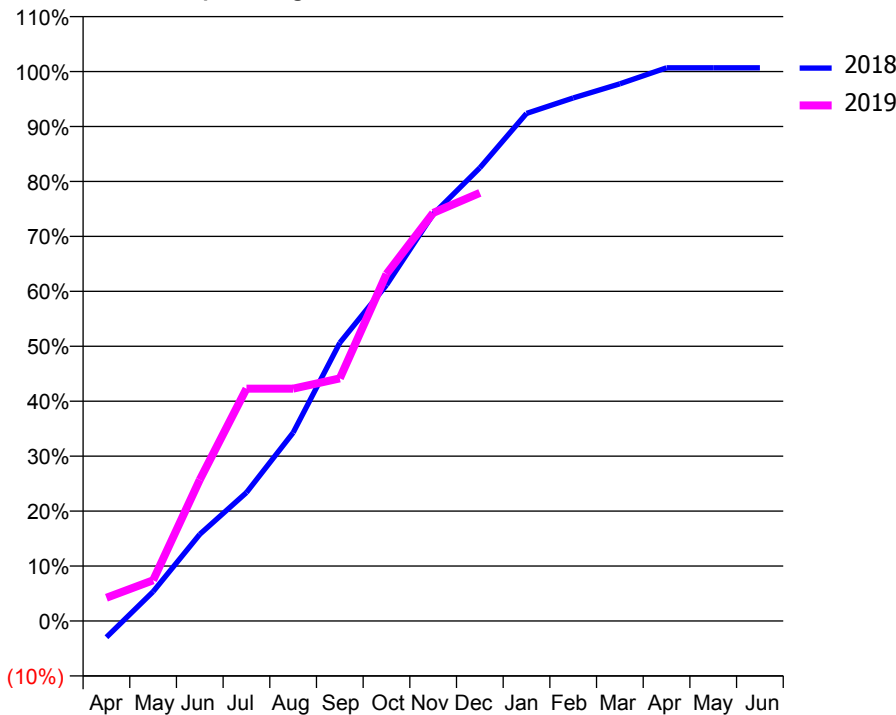
ACCESS*

Patients seen in 24 months	Total	Change since previous quarter
Quarter ending December 2017	8,540	
Quarter ending March 2018	6,777	↓
Quarter ending June 2018	6,479	↓
Quarter ending September 2018	6,855	↑
Quarter ending December 2018	7,704	↑
Variance since December 2017	(9.8%)	↓



ACTIVITY

Cumulative percentage of contracted UDA delivered 2018 & 2019



Month	Adjusted Scheduled Activity (UDA)	
	2018	2019
April	-555	792
May	1,002	1,388
June	2,958	4,816
July	4,381	7,925
August	6,425	7,925
September	9,488	8,276
October	11,456	11,834
November	13,873	13,917
December	15,454	14,598
January	17,312	
February	17,839	
March	18,322	
April	18,864	
May	18,866	
June	18,864	

QUALITY

	Quantity	Base Number	Contract	AT	Region	England
% of FP17s for the same patient ID Re-attending within 3 months - Children	11	472	2.3%	8.9%	11.3%	11.8%
% of FP17s for the same patient ID Re-attending within 3 months - Adults	702	8,754	8.0%	13.0%	15.3%	15.6%
% of FP17s for the same patient ID Re-attending between 3 & 9 months - Children	254	472	53.8%	61.9%	61.1%	58.8%
% of FP17s for the same patient ID Re-attending between 3 & 9 months - Adults	2,786	8,754	31.8%	52.4%	52.4%	51.0%
% of FP17s for Band 1 Urgent Courses	790	8,950	8.8%	8.4%	9.5%	9.0%
% of FP17s Relating to Free Repair or Replacements	53	8,950	0.6%	0.7%	0.7%	0.8%
% of FP17s Relating to Continuations	54	8,950	0.6%	0.8%	0.8%	0.9%
% of Patients satisfied with the dentistry they have received	2	2	N/A	93.8%	93.1%	93.2%
% of Patients satisfied with the time they had to wait for an appointment	1	2	N/A	87.7%	87.8%	88.3%

* This is based on patients treated on this contract for their most recent course of treatment. Figures in italics indicate the base number of FP17s or Patient Questionnaire responses are less than 100. N/A is shown where the base number of responses is less than 10 during the period. % is calculated as Quantity/Base number*100

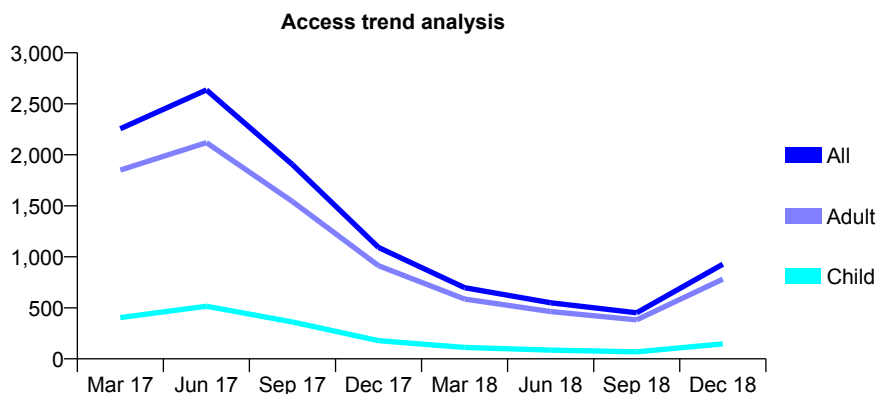
Q64 - Vital Signs At a Glance Contract Report for 186503/0001 - December 2018

Name or company name	The Market Place Dental Practice Partnersl
Contract type name	GDS Contract
Purpose of contract	General
Contract start date	01/10/2012
Contract end date	

18/19 Contracted general activity (UDA)	7,022
Carry forward general activity (UDA)	0
18/19 Contracted orthodontic activity (UOA)	0
Carry forward orthodontic activity (UOA)	0
Baseline contract value	£160,673.65

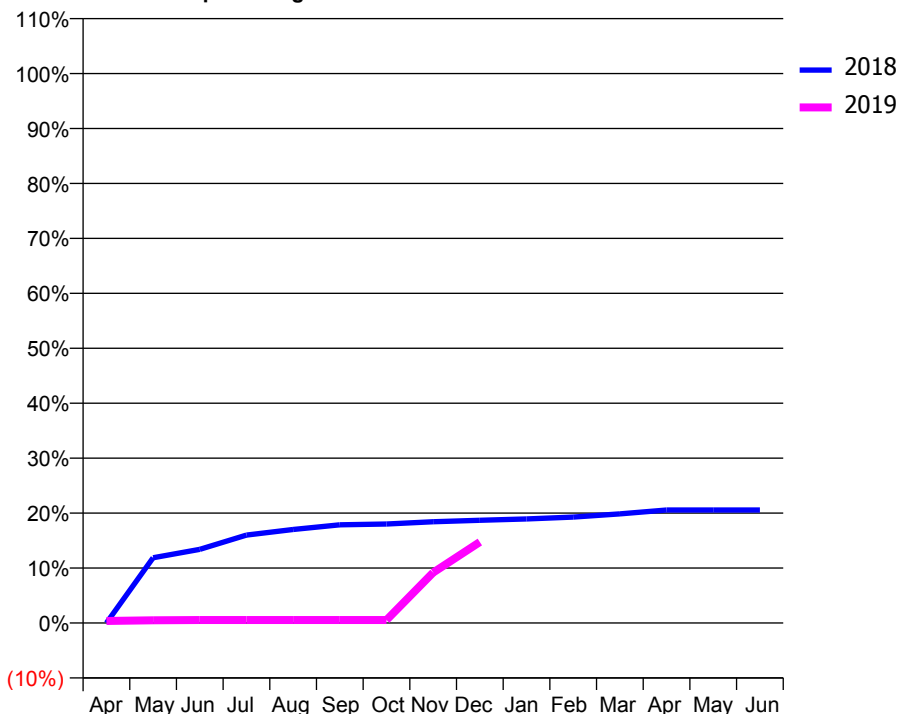
ACCESS*

Patients seen in 24 months	Total	Change since previous quarter
Quarter ending December 2017	1,092	
Quarter ending March 2018	698	↓
Quarter ending June 2018	550	↓
Quarter ending September 2018	451	↓
Quarter ending December 2018	928	↑
Variance since December 2017	(15.0%)	↓



ACTIVITY

Cumulative percentage of contracted UDA delivered 2018 & 2019



Month	Adjusted Scheduled Activity (UDA)	
	2018	2019
April	0	26
May	834	35
June	942	39
July	1,124	39
August	1,195	39
September	1,254	39
October	1,265	39
November	1,295	646
December	1,314	1,035
January	1,330	
February	1,354	
March	1,395	
April	1,444	
May	1,444	
June	1,444	

QUALITY

	Quantity	Base Number	Contract	AT	Region	England
% of FP17s for the same patient ID Re-attending within 3 months - Children	1	108	0.9%	8.9%	11.3%	11.8%
% of FP17s for the same patient ID Re-attending within 3 months - Adults	35	563	6.2%	13.0%	15.3%	15.6%
% of FP17s for the same patient ID Re-attending between 3 & 9 months - Children	0	108	0.0%	61.9%	61.1%	58.8%
% of FP17s for the same patient ID Re-attending between 3 & 9 months - Adults	4	563	0.7%	52.4%	52.4%	51.0%
% of FP17s for Band 1 Urgent Courses	88	654	13.5%	8.4%	9.5%	9.0%
% of FP17s Relating to Free Repair or Replacements	1	654	0.2%	0.7%	0.7%	0.8%
% of FP17s Relating to Continuations	0	654	0.0%	0.8%	0.8%	0.9%
% of Patients satisfied with the dentistry they have received	0	0	N/A	93.8%	93.1%	93.2%
% of Patients satisfied with the time they had to wait for an appointment	0	0	N/A	87.7%	87.8%	88.3%

* This is based on patients treated on this contract for their most recent course of treatment. Figures in italics indicate the base number of FP17s or Patient Questionnaire responses are less than 100. N/A is shown where the base number of responses is less than 10 during the period. % is calculated as Quantity/Base number*100

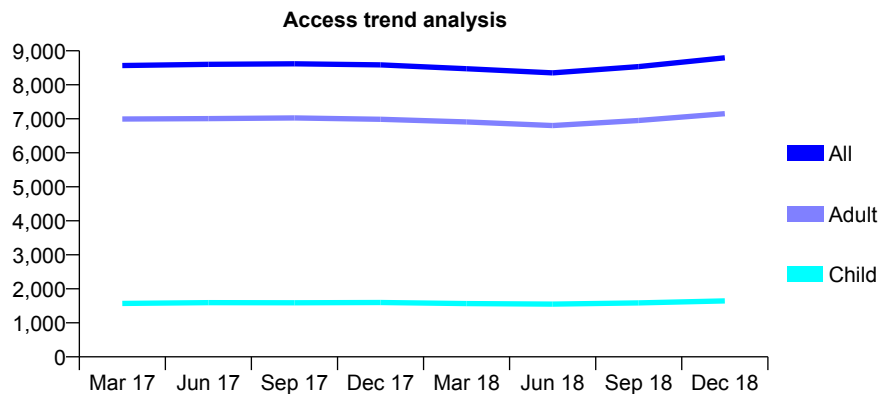
Q64 - Vital Signs At a Glance Contract Report for 187089/0001 - December 2018

Name or company name	Execudent Limited
Contract type name	GDS Contract
Purpose of contract	General
Contract start date	01/04/2012
Contract end date	

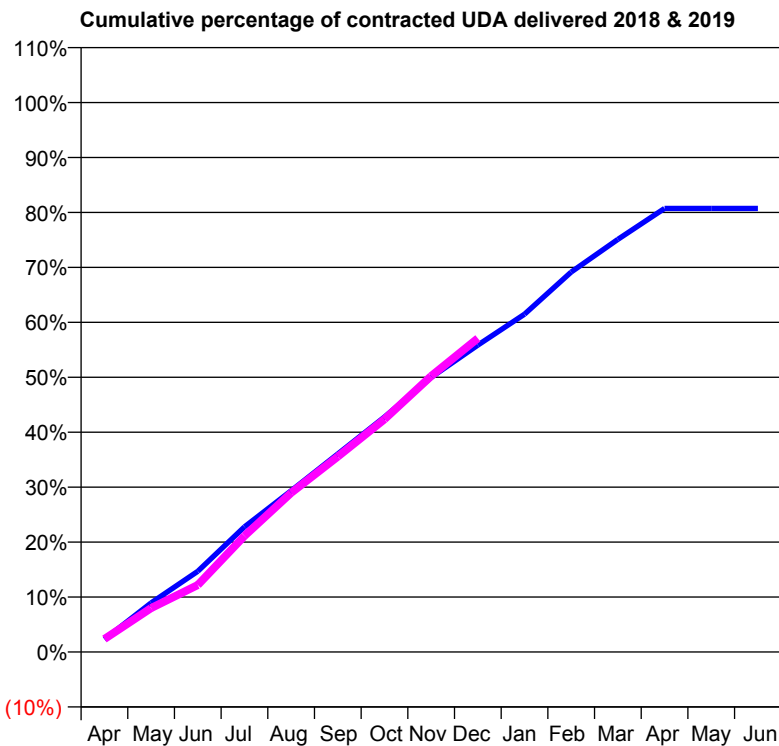
18/19 Contracted general activity (UDA)	29,491
Carry forward general activity (UDA)	0
18/19 Contracted orthodontic activity (UOA)	0
Carry forward orthodontic activity (UOA)	0
Baseline contract value	£615,932.60

ACCESS*

Patients seen in 24 months	Total	Change since previous quarter
Quarter ending December 2017	8,585	
Quarter ending March 2018	8,474	↓
Quarter ending June 2018	8,350	↓
Quarter ending September 2018	8,536	↑
Quarter ending December 2018	8,795	↑
Variance since December 2017	2.4%	↑



ACTIVITY



Month	Adjusted Scheduled Activity (UDA)	
	2018	2019
April	683	694
May	2,637	2,361
June	4,336	3,593
July	6,717	6,227
August	8,656	8,544
September	10,631	10,487
October	12,615	12,493
November	14,740	14,814
December	16,468	16,833
January	18,132	
February	20,396	
March	22,144	
April	23,805	
May	23,805	
June	23,805	

QUALITY

	Quantity	Base Number	Contract	AT	Region	England
% of FP17s for the same patient ID Re-attending within 3 months - Children	95	1,972	4.8%	8.9%	11.3%	11.8%
% of FP17s for the same patient ID Re-attending within 3 months - Adults	741	8,446	8.8%	13.0%	15.3%	15.6%
% of FP17s for the same patient ID Re-attending between 3 & 9 months - Children	973	1,972	49.3%	61.9%	61.1%	58.8%
% of FP17s for the same patient ID Re-attending between 3 & 9 months - Adults	4,234	8,446	50.1%	52.4%	52.4%	51.0%
% of FP17s for Band 1 Urgent Courses	455	9,174	5.0%	8.4%	9.5%	9.0%
% of FP17s Relating to Free Repair or Replacements	44	9,174	0.5%	0.7%	0.7%	0.8%
% of FP17s Relating to Continuations	67	9,174	0.7%	0.8%	0.8%	0.9%
% of Patients satisfied with the dentistry they have received	15	16	93.8%	93.8%	93.1%	93.2%
% of Patients satisfied with the time they had to wait for an appointment	14	16	87.5%	87.7%	87.8%	88.3%

* This is based on patients treated on this contract for their most recent course of treatment. Figures in italics indicate the base number of FP17s or Patient Questionnaire responses are less than 100. N/A is shown where the base number of responses is less than 10 during the period. % is calculated as Quantity/Base number*100

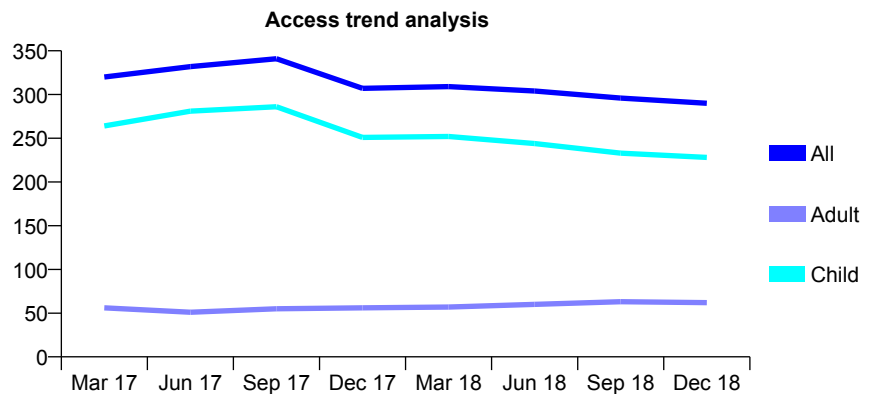
Q64 - Vital Signs At a Glance Contract Report for 191221/0001 - December 2018

Name or company name	Mid Wessex Orthodontic Clinic
Contract type name	GDS Contract
Purpose of contract	General and Orthodontic
Contract start date	01/03/2013
Contract end date	

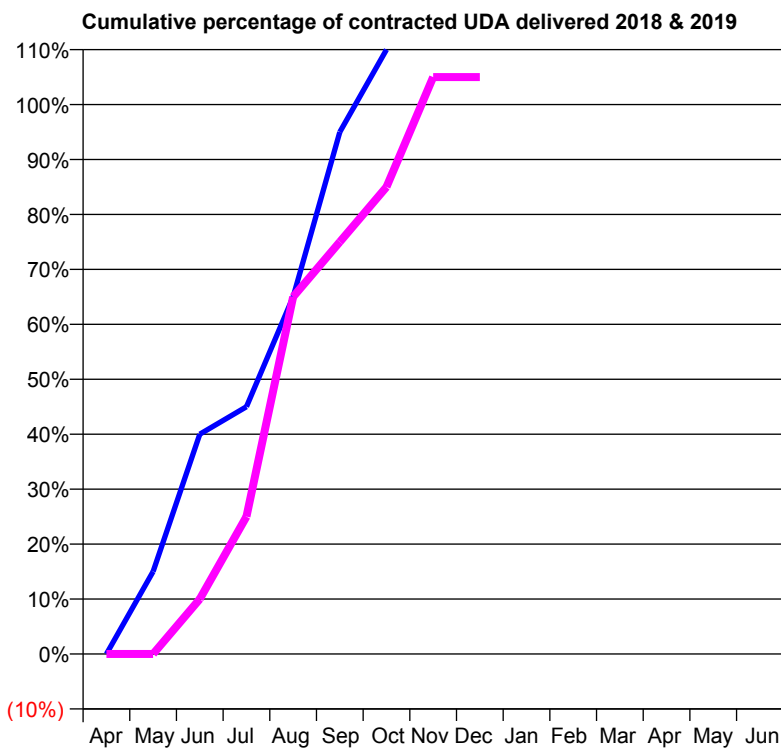
18/19 Contracted general activity (UDA)	20
Carry forward general activity (UDA)	0
18/19 Contracted orthodontic activity (UOA)	4,126
Carry forward orthodontic activity (UOA)	163
Baseline contract value	£278,778.58

ACCESS*

Patients seen in 24 months	Total	Change since previous quarter
Quarter ending December 2017	307	
Quarter ending March 2018	309	→
Quarter ending June 2018	304	↓
Quarter ending September 2018	296	↓
Quarter ending December 2018	290	↓
Variance since December 2017	(5.5%)	↓



ACTIVITY



Adjusted Scheduled Activity (UDA)		
Month	2018	2019
April	0	0
May	3	0
June	8	2
July	9	5
August	13	13
September	19	15
October	22	17
November	25	21
December	26	21
January	30	
February	31	
March	31	
April	31	
May	31	
June	31	

QUALITY

	Quantity	Base Number	Contract	AT	Region	England
% of FP17s for the same patient ID Re-attending within 3 months - Children	0	404	0.0%	8.9%	11.3%	11.8%
% of FP17s for the same patient ID Re-attending within 3 months - Adults	0	52	0.0%	13.0%	15.3%	15.6%
% of FP17s for the same patient ID Re-attending between 3 & 9 months - Children	1	404	0.2%	61.9%	61.1%	58.8%
% of FP17s for the same patient ID Re-attending between 3 & 9 months - Adults	0	52	0.0%	52.4%	52.4%	51.0%
% of FP17s for Band 1 Urgent Courses	0	21	0.0%	8.4%	9.5%	9.0%
% of FP17s Relating to Free Repair or Replacements	0	21	0.0%	0.7%	0.7%	0.8%
% of FP17s Relating to Continuations	0	21	0.0%	0.8%	0.8%	0.9%
% of Patients satisfied with the dentistry they have received	0	0	N/A	93.8%	93.1%	93.2%
% of Patients satisfied with the time they had to wait for an appointment	0	0	N/A	87.7%	87.8%	88.3%

* This is based on patients treated on this contract for their most recent course of treatment. Figures in italics indicate the base number of FP17s or Patient Questionnaire responses are less than 100. N/A is shown where the base number of responses is less than 10 during the period. % is calculated as Quantity/Base number*100

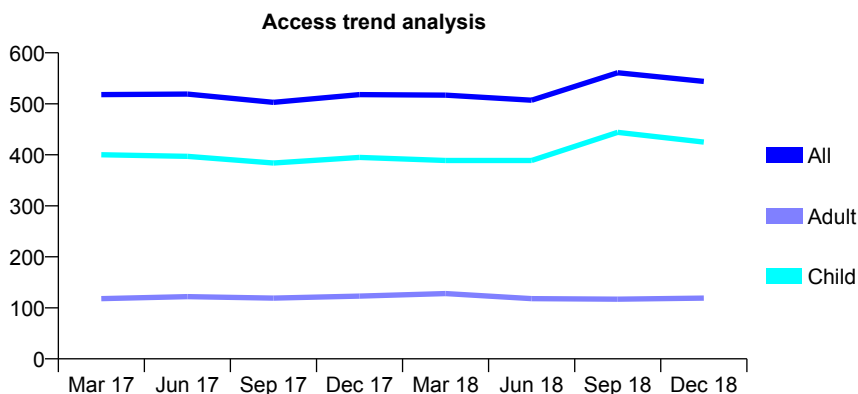
Q64 - Vital Signs At a Glance Contract Report for 193046/0001 - December 2018

Name or company name	Mr Ahmed Giaziri
Contract type name	GDS Contract
Purpose of contract	General
Contract start date	20/11/2013
Contract end date	

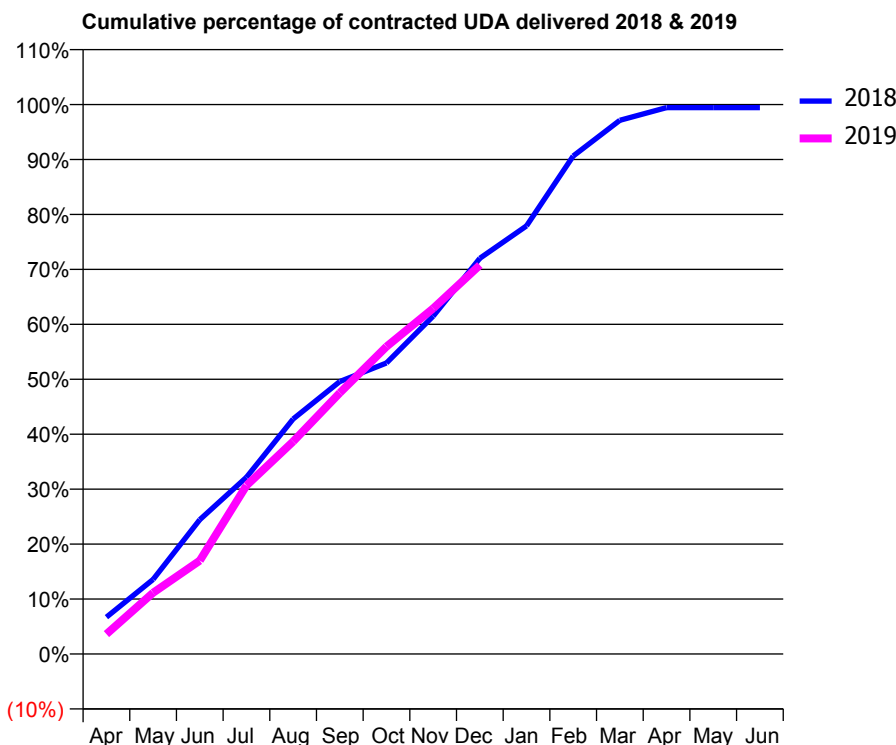
18/19 Contracted general activity (UDA)	1,000
Carry forward general activity (UDA)	6
18/19 Contracted orthodontic activity (UOA)	0
Carry forward orthodontic activity (UOA)	0
Baseline contract value	£25,731.67

ACCESS*

Patients seen in 24 months	Total	Change since previous quarter
Quarter ending December 2017	518	
Quarter ending March 2018	517	→
Quarter ending June 2018	507	↓
Quarter ending September 2018	561	↑
Quarter ending December 2018	544	↓
Variance since December 2017	5.0%	↑



ACTIVITY



Month	Adjusted Scheduled Activity (UDA)	
	2018	2019
April	67	36
May	136	112
June	245	170
July	322	307
August	428	387
September	496	475
October	530	559
November	615	629
December	720	708
January	779	
February	906	
March	971	
April	994	
May	994	
June	994	

QUALITY

	Quantity	Base Number	Contract	AT	Region	England
% of FP17s for the same patient ID Re-attending within 3 months - Children	14	461	3.0%	8.9%	11.3%	11.8%
% of FP17s for the same patient ID Re-attending within 3 months - Adults	10	87	11.5%	13.0%	15.3%	15.6%
% of FP17s for the same patient ID Re-attending between 3 & 9 months - Children	274	461	59.4%	61.9%	61.1%	58.8%
% of FP17s for the same patient ID Re-attending between 3 & 9 months - Adults	56	87	64.4%	52.4%	52.4%	51.0%
% of FP17s for Band 1 Urgent Courses	14	532	2.6%	8.4%	9.5%	9.0%
% of FP17s Relating to Free Repair or Replacements	0	532	0.0%	0.7%	0.7%	0.8%
% of FP17s Relating to Continuations	0	532	0.0%	0.8%	0.8%	0.9%
% of Patients satisfied with the dentistry they have received	0	0	N/A	93.8%	93.1%	93.2%
% of Patients satisfied with the time they had to wait for an appointment	0	0	N/A	87.7%	87.8%	88.3%

* This is based on patients treated on this contract for their most recent course of treatment. Figures in italics indicate the base number of FP17s or Patient Questionnaire responses are less than 100. N/A is shown where the base number of responses is less than 10 during the period. % is calculated as Quantity/Base number*100

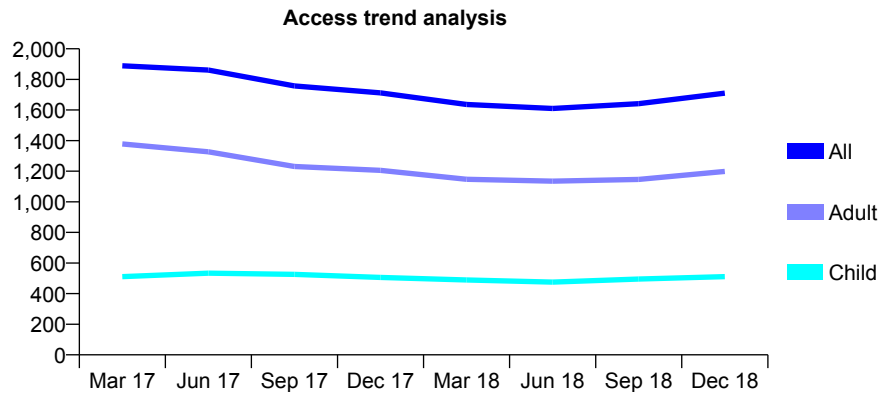
Q64 - Vital Signs At a Glance Contract Report for 194360/0001 - December 2018

Name or company name	Dr M Alizadeh
Contract type name	GDS Contract
Purpose of contract	General
Contract start date	01/11/2010
Contract end date	

18/19 Contracted general activity (UDA)	7,052
Carry forward general activity (UDA)	0
18/19 Contracted orthodontic activity (UOA)	0
Carry forward orthodontic activity (UOA)	0
Baseline contract value	£169,170.04

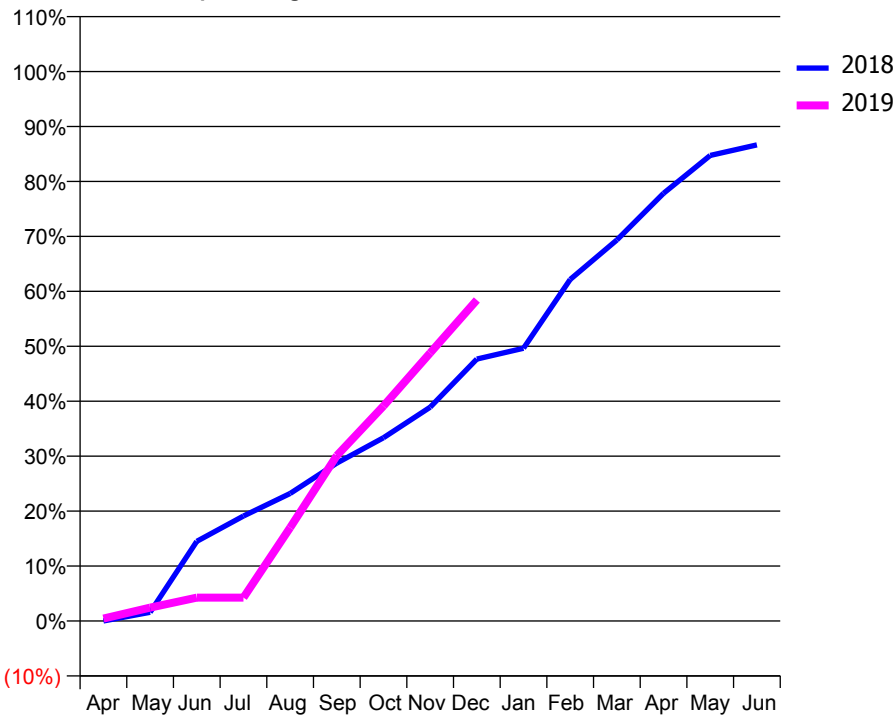
ACCESS*

Patients seen in 24 months	Total	Change since previous quarter
Quarter ending December 2017	1,712	
Quarter ending March 2018	1,636	↓
Quarter ending June 2018	1,610	↓
Quarter ending September 2018	1,641	→
Quarter ending December 2018	1,710	↑
Variance since December 2017	(0.1%)	→



ACTIVITY

Cumulative percentage of contracted UDA delivered 2018 & 2019



Month	Adjusted Scheduled Activity (UDA)	
	2018	2019
April	0	32
May	112	172
June	1,022	301
July	1,348	301
August	1,637	1,199
September	2,027	2,122
October	2,353	2,760
November	2,744	3,441
December	3,362	4,120
January	3,501	
February	4,383	
March	4,891	
April	5,489	
May	5,976	
June	6,111	

QUALITY

	Quantity	Base Number	Contract	AT	Region	England
% of FP17s for the same patient ID Re-attending within 3 months - Children	100	650	15.4%	8.9%	11.3%	11.8%
% of FP17s for the same patient ID Re-attending within 3 months - Adults	220	1,273	17.3%	13.0%	15.3%	15.6%
% of FP17s for the same patient ID Re-attending between 3 & 9 months - Children	347	650	53.4%	61.9%	61.1%	58.8%
% of FP17s for the same patient ID Re-attending between 3 & 9 months - Adults	616	1,273	48.4%	52.4%	52.4%	51.0%
% of FP17s for Band 1 Urgent Courses	83	1,418	5.9%	8.4%	9.5%	9.0%
% of FP17s Relating to Free Repair or Replacements	9	1,418	0.6%	0.7%	0.7%	0.8%
% of FP17s Relating to Continuations	45	1,418	3.2%	0.8%	0.8%	0.9%
% of Patients satisfied with the dentistry they have received	1	1	N/A	93.8%	93.1%	93.2%
% of Patients satisfied with the time they had to wait for an appointment	1	1	N/A	87.7%	87.8%	88.3%

* This is based on patients treated on this contract for their most recent course of treatment. Figures in italics indicate the base number of FP17s or Patient Questionnaire responses are less than 100. N/A is shown where the base number of responses is less than 10 during the period. % is calculated as Quantity/Base number*100

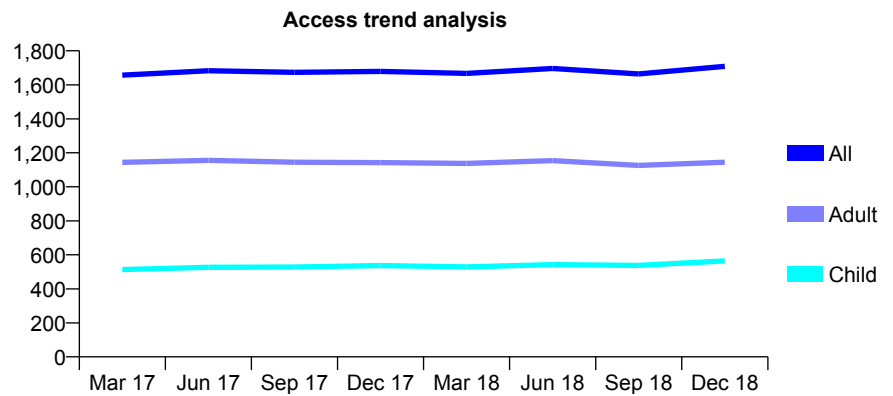
Q64 - Vital Signs At a Glance Contract Report for 198013/0001 - December 2018

Name or company name	Mr M Monsef
Contract type name	GDS Contract
Purpose of contract	General
Contract start date	01/01/2012
Contract end date	

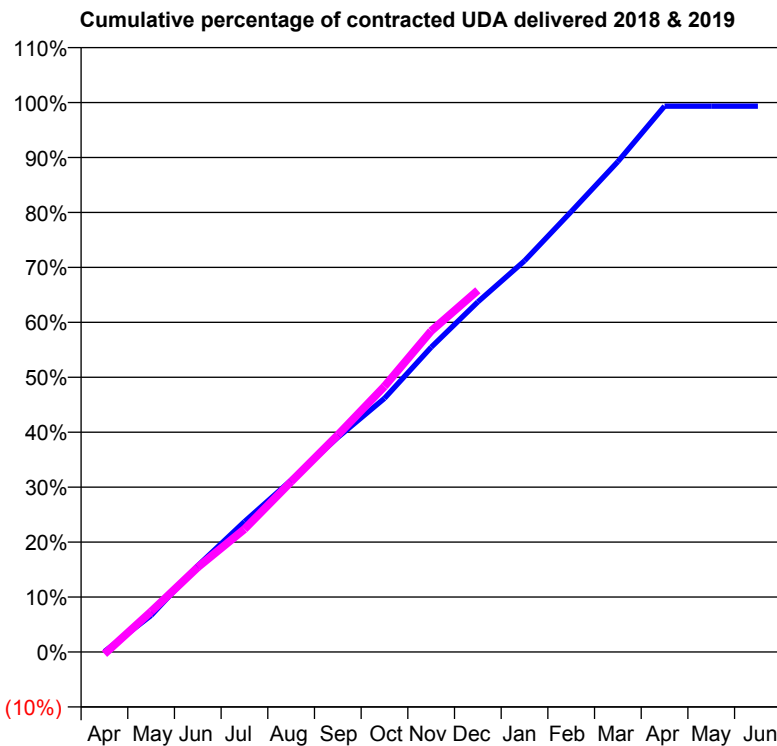
18/19 Contracted general activity (UDA)	6,000
Carry forward general activity (UDA)	39
18/19 Contracted orthodontic activity (UOA)	0
Carry forward orthodontic activity (UOA)	0
Baseline contract value	£143,988.37

ACCESS*

Patients seen in 24 months	Total	Change since previous quarter
Quarter ending December 2017	1,679	
Quarter ending March 2018	1,667	→
Quarter ending June 2018	1,696	→
Quarter ending September 2018	1,664	↓
Quarter ending December 2018	1,709	↑
Variance since December 2017	1.8%	→



ACTIVITY



Month	Adjusted Scheduled Activity (UDA)	
	2018	2019
April	5	-23
May	399	441
June	943	925
July	1,423	1,341
August	1,876	1,859
September	2,344	2,370
October	2,770	2,900
November	3,328	3,505
December	3,823	3,949
January	4,271	
February	4,809	
March	5,354	
April	5,961	
May	5,961	
June	5,961	

QUALITY

	Quantity	Base Number	Contract	AT	Region	England
% of FP17s for the same patient ID Re-attending within 3 months - Children	47	697	6.7%	8.9%	11.3%	11.8%
% of FP17s for the same patient ID Re-attending within 3 months - Adults	103	1,242	8.3%	13.0%	15.3%	15.6%
% of FP17s for the same patient ID Re-attending between 3 & 9 months - Children	452	697	64.8%	61.9%	61.1%	58.8%
% of FP17s for the same patient ID Re-attending between 3 & 9 months - Adults	907	1,242	73.0%	52.4%	52.4%	51.0%
% of FP17s for Band 1 Urgent Courses	62	1,696	3.7%	8.4%	9.5%	9.0%
% of FP17s Relating to Free Repair or Replacements	1	1,696	0.1%	0.7%	0.7%	0.8%
% of FP17s Relating to Continuations	2	1,696	0.1%	0.8%	0.8%	0.9%
% of Patients satisfied with the dentistry they have received	1	1	N/A	93.8%	93.1%	93.2%
% of Patients satisfied with the time they had to wait for an appointment	1	1	N/A	87.7%	87.8%	88.3%

* This is based on patients treated on this contract for their most recent course of treatment. Figures in italics indicate the base number of FP17s or Patient Questionnaire responses are less than 100. N/A is shown where the base number of responses is less than 10 during the period. % is calculated as Quantity/Base number*100

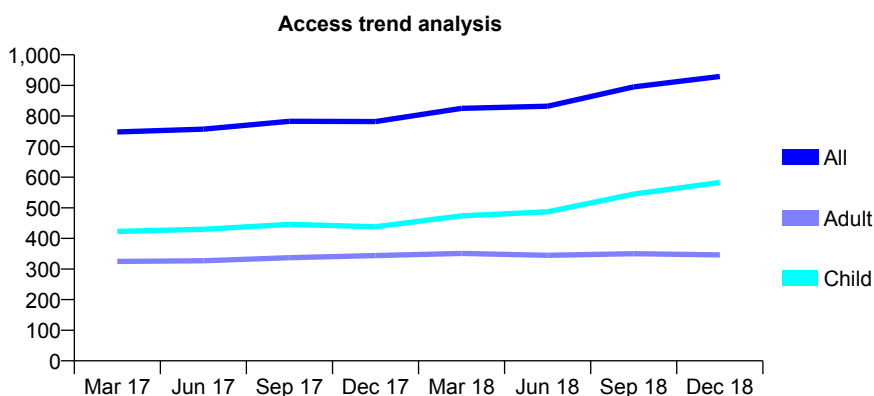
Q64 - Vital Signs At a Glance Contract Report for 198137/0001 - December 2018

Name or company name	London Road Dental Practice
Contract type name	GDS Contract
Purpose of contract	General
Contract start date	01/10/2012
Contract end date	

18/19 Contracted general activity (UDA)	1,673
Carry forward general activity (UDA)	0
18/19 Contracted orthodontic activity (UOA)	0
Carry forward orthodontic activity (UOA)	0
Baseline contract value	£36,393.22

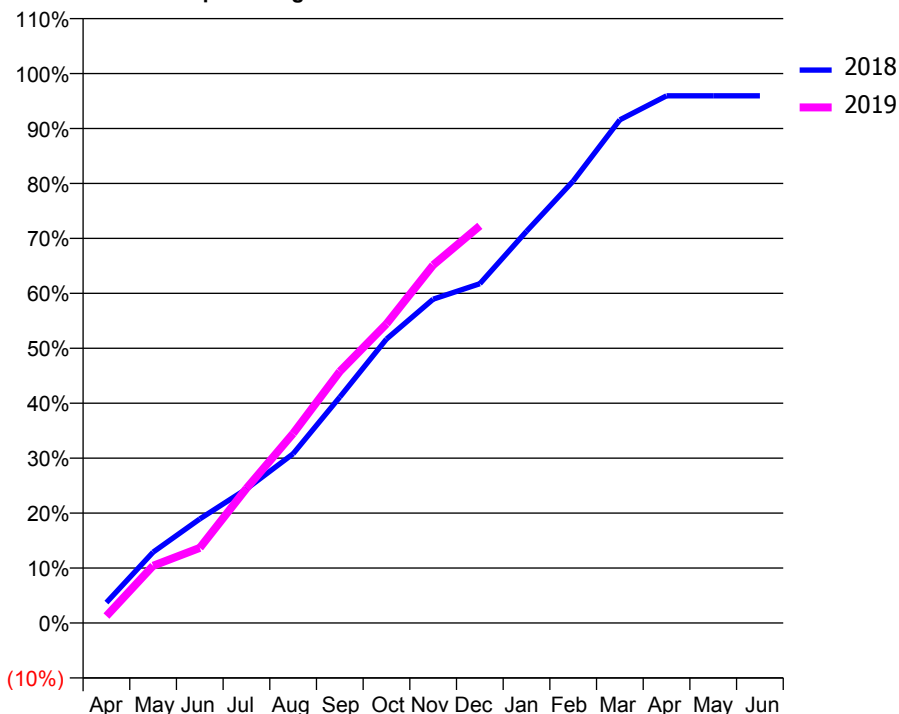
ACCESS*

Patients seen in 24 months	Total	Change since previous quarter
Quarter ending December 2017	782	
Quarter ending March 2018	825	↑
Quarter ending June 2018	832	→
Quarter ending September 2018	895	↑
Quarter ending December 2018	929	↑
Variance since December 2017	18.8%	↑



ACTIVITY

Cumulative percentage of contracted UDA delivered 2018 & 2019



Month	Adjusted Scheduled Activity (UDA)	
	2018	2019
April	62	21
May	216	174
June	317	229
July	408	410
August	515	577
September	688	766
October	865	911
November	986	1,090
December	1,033	1,209
January	1,192	
February	1,346	
March	1,532	
April	1,605	
May	1,605	
June	1,605	

QUALITY

	Quantity	Base Number	Contract	AT	Region	England
% of FP17s for the same patient ID Re-attending within 3 months - Children	34	668	5.1%	8.9%	11.3%	11.8%
% of FP17s for the same patient ID Re-attending within 3 months - Adults	15	276	5.4%	13.0%	15.3%	15.6%
% of FP17s for the same patient ID Re-attending between 3 & 9 months - Children	430	668	64.4%	61.9%	61.1%	58.8%
% of FP17s for the same patient ID Re-attending between 3 & 9 months - Adults	166	276	60.1%	52.4%	52.4%	51.0%
% of FP17s for Band 1 Urgent Courses	37	892	4.1%	8.4%	9.5%	9.0%
% of FP17s Relating to Free Repair or Replacements	2	892	0.2%	0.7%	0.7%	0.8%
% of FP17s Relating to Continuations	0	892	0.0%	0.8%	0.8%	0.9%
% of Patients satisfied with the dentistry they have received	0	0	N/A	93.8%	93.1%	93.2%
% of Patients satisfied with the time they had to wait for an appointment	0	0	N/A	87.7%	87.8%	88.3%

* This is based on patients treated on this contract for their most recent course of treatment. Figures in italics indicate the base number of FP17s or Patient Questionnaire responses are less than 100. N/A is shown where the base number of responses is less than 10 during the period. % is calculated as Quantity/Base number*100

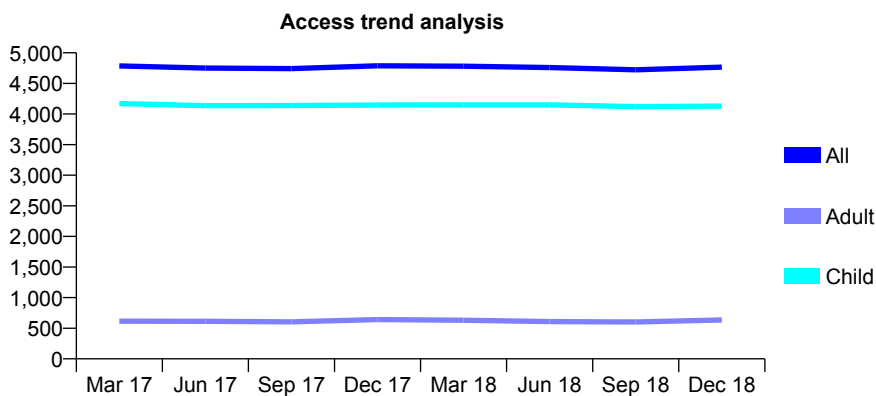
Q64 - Vital Signs At a Glance Contract Report for 198846/0001 - December 2018

Name or company name	St James Dental - Quedgeley
Contract type name	GDS Contract
Purpose of contract	General
Contract start date	01/04/2014
Contract end date	

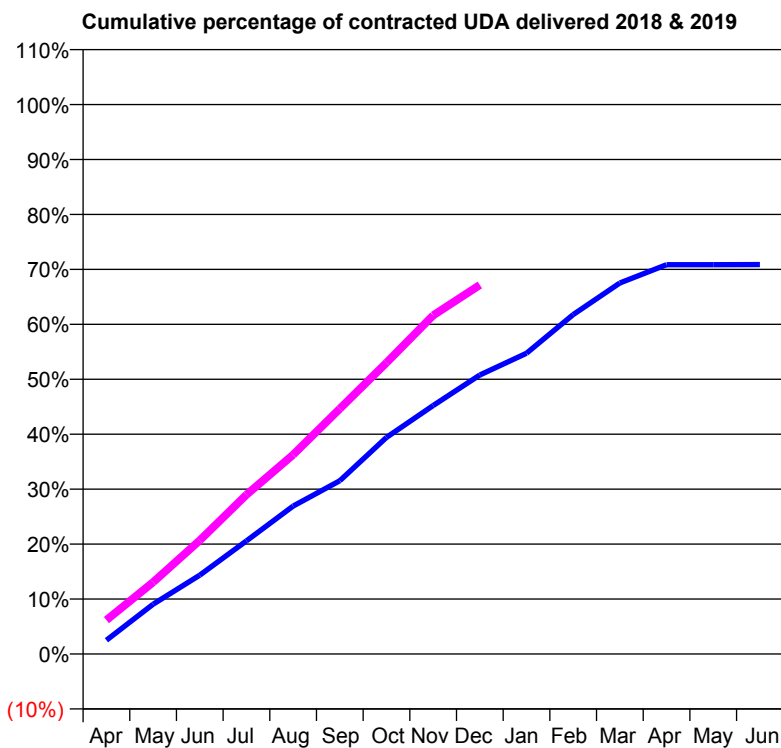
18/19 Contracted general activity (UDA)	10,500
Carry forward general activity (UDA)	0
18/19 Contracted orthodontic activity (UOA)	0
Carry forward orthodontic activity (UOA)	0
Baseline contract value	£249,986.31

ACCESS*

Patients seen in 24 months	Total	Change since previous quarter
Quarter ending December 2017	4,788	
Quarter ending March 2018	4,780	→
Quarter ending June 2018	4,759	→
Quarter ending September 2018	4,723	→
Quarter ending December 2018	4,765	→
Variance since December 2017	(0.5%)	→



ACTIVITY



Month	Adjusted Scheduled Activity (UDA)	
	2018	2019
April	345	650
May	1,246	1,371
June	1,975	2,172
July	2,831	3,044
August	3,701	3,808
September	4,336	4,687
October	5,421	5,566
November	6,220	6,470
December	6,981	7,051
January	7,526	
February	8,493	
March	9,283	
April	9,742	
May	9,742	
June	9,744	

QUALITY

	Quantity	Base Number	Contract	AT	Region	England
% of FP17s for the same patient ID Re-attending within 3 months - Children	594	5,641	10.5%	8.9%	11.3%	11.8%
% of FP17s for the same patient ID Re-attending within 3 months - Adults	22	233	9.4%	13.0%	15.3%	15.6%
% of FP17s for the same patient ID Re-attending between 3 & 9 months - Children	3,967	5,641	70.3%	61.9%	61.1%	58.8%
% of FP17s for the same patient ID Re-attending between 3 & 9 months - Adults	175	233	75.1%	52.4%	52.4%	51.0%
% of FP17s for Band 1 Urgent Courses	326	5,547	5.9%	8.4%	9.5%	9.0%
% of FP17s Relating to Free Repair or Replacements	0	5,547	0.0%	0.7%	0.7%	0.8%
% of FP17s Relating to Continuations	2	5,547	0.0%	0.8%	0.8%	0.9%
% of Patients satisfied with the dentistry they have received	2	2	N/A	93.8%	93.1%	93.2%
% of Patients satisfied with the time they had to wait for an appointment	2	2	N/A	87.7%	87.8%	88.3%

* This is based on patients treated on this contract for their most recent course of treatment. Figures in italics indicate the base number of FP17s or Patient Questionnaire responses are less than 100. N/A is shown where the base number of responses is less than 10 during the period. % is calculated as Quantity/Base number*100

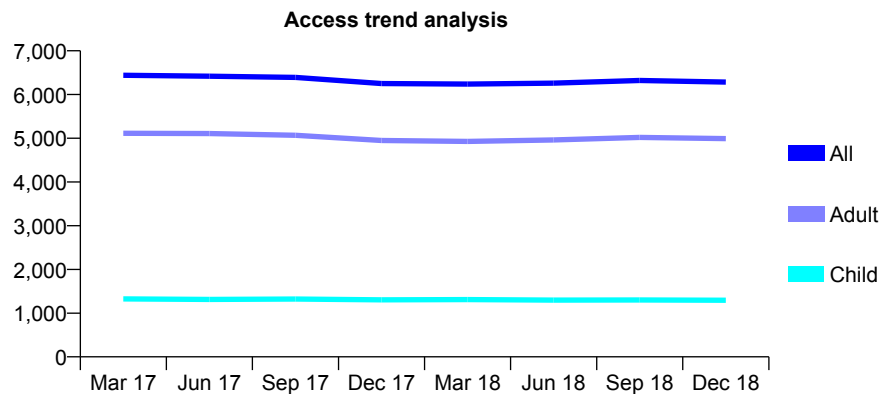
Q64 - Vital Signs At a Glance Contract Report for 198854/0001 - December 2018

Name or company name	Thomas, Huws & Associates
Contract type name	GDS Contract
Purpose of contract	General
Contract start date	01/04/2014
Contract end date	

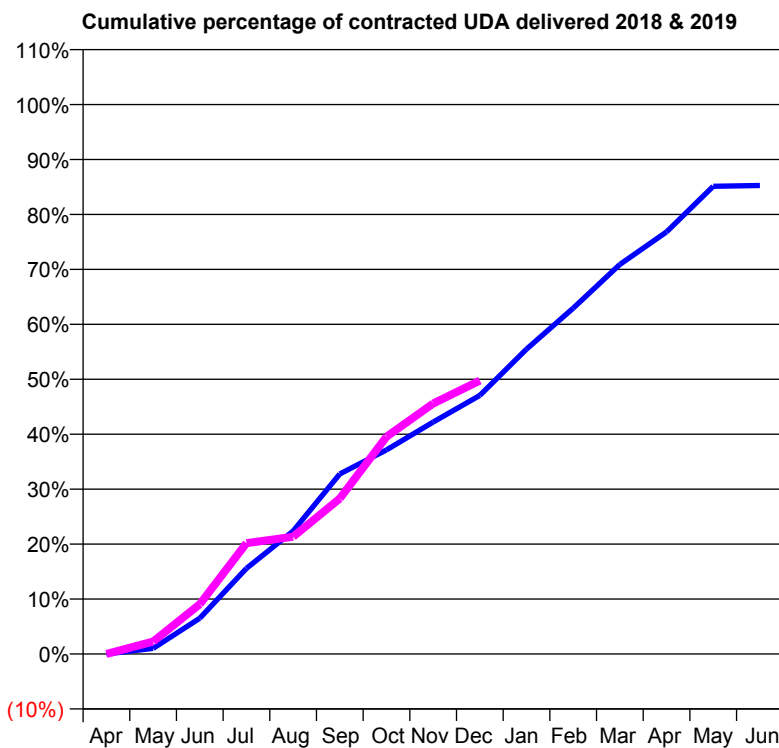
18/19 Contracted general activity (UDA)	17,471
Carry forward general activity (UDA)	0
18/19 Contracted orthodontic activity (UOA)	0
Carry forward orthodontic activity (UOA)	0
Baseline contract value	£382,656.47

ACCESS*

Patients seen in 24 months	Total	Change since previous quarter
Quarter ending December 2017	6,252	
Quarter ending March 2018	6,238	→
Quarter ending June 2018	6,259	→
Quarter ending September 2018	6,320	→
Quarter ending December 2018	6,285	→
Variance since December 2017	0.5%	→



ACTIVITY



Month	Adjusted Scheduled Activity (UDA)	
	2018	2019
April	0	0
May	182	396
June	1,138	1,583
July	2,726	3,525
August	3,913	3,731
September	5,724	4,944
October	6,489	6,910
November	7,374	7,963
December	8,221	8,693
January	9,693	
February	10,994	
March	12,384	
April	13,422	
May	14,872	
June	14,897	

QUALITY

	Quantity	Base Number	Contract	AT	Region	England
% of FP17s for the same patient ID Re-attending within 3 months - Children	99	1,302	7.6%	8.9%	11.3%	11.8%
% of FP17s for the same patient ID Re-attending within 3 months - Adults	626	4,887	12.8%	13.0%	15.3%	15.6%
% of FP17s for the same patient ID Re-attending between 3 & 9 months - Children	661	1,302	50.8%	61.9%	61.1%	58.8%
% of FP17s for the same patient ID Re-attending between 3 & 9 months - Adults	2,706	4,887	55.4%	52.4%	52.4%	51.0%
% of FP17s for Band 1 Urgent Courses	267	4,899	5.5%	8.4%	9.5%	9.0%
% of FP17s Relating to Free Repair or Replacements	34	4,899	0.7%	0.7%	0.7%	0.8%
% of FP17s Relating to Continuations	26	4,899	0.5%	0.8%	0.8%	0.9%
% of Patients satisfied with the dentistry they have received	14	14	100.0%	93.8%	93.1%	93.2%
% of Patients satisfied with the time they had to wait for an appointment	12	14	85.7%	87.7%	87.8%	88.3%

* This is based on patients treated on this contract for their most recent course of treatment. Figures in italics indicate the base number of FP17s or Patient Questionnaire responses are less than 100. N/A is shown where the base number of responses is less than 10 during the period. % is calculated as Quantity/Base number*100

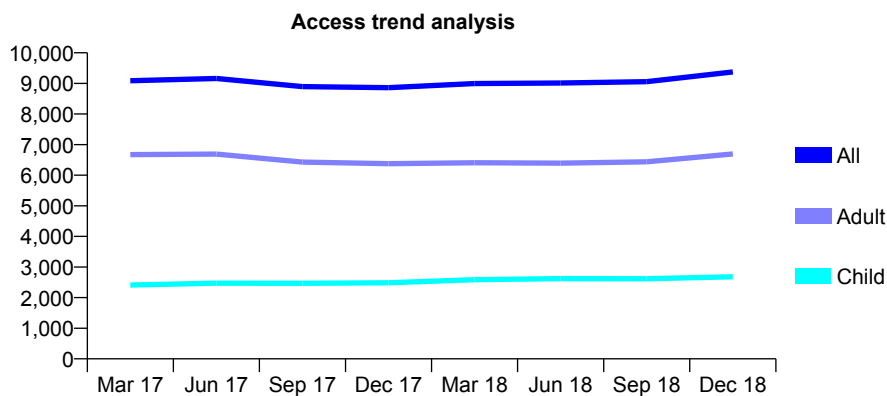
Q64 - Vital Signs At a Glance Contract Report for 199648/0001 - December 2018

Name or company name	opaleye & middlefell ltd
Contract type name	GDS Contract
Purpose of contract	General
Contract start date	06/09/2010
Contract end date	

18/19 Contracted general activity (UDA)	24,000
Carry forward general activity (UDA)	10
18/19 Contracted orthodontic activity (UOA)	0
Carry forward orthodontic activity (UOA)	0
Baseline contract value	£614,323.39

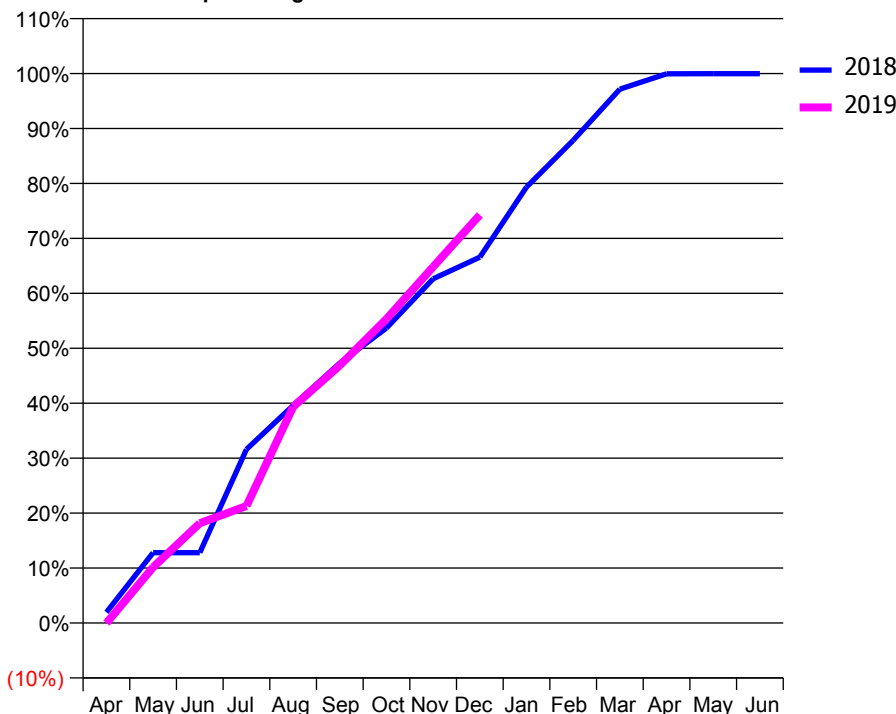
ACCESS*

Patients seen in 24 months	Total	Change since previous quarter
Quarter ending December 2017	8,861	
Quarter ending March 2018	8,994	→
Quarter ending June 2018	9,014	→
Quarter ending September 2018	9,057	→
Quarter ending December 2018	9,375	↑
Variance since December 2017	5.8%	↑



ACTIVITY

Cumulative percentage of contracted UDA delivered 2018 & 2019



Month	Adjusted Scheduled Activity (UDA)	
	2018	2019
April	480	-10
May	3,153	2,439
June	3,153	4,358
July	7,781	5,109
August	9,747	9,446
September	11,652	11,248
October	13,219	13,279
November	15,427	15,560
December	16,394	17,825
January	19,538	
February	21,629	
March	23,925	
April	24,611	
May	24,614	
June	24,614	

QUALITY

	Quantity	Base Number	Contract	AT	Region	England
% of FP17s for the same patient ID Re-attending within 3 months - Children	206	3,150	6.5%	8.9%	11.3%	11.8%
% of FP17s for the same patient ID Re-attending within 3 months - Adults	989	6,006	16.5%	13.0%	15.3%	15.6%
% of FP17s for the same patient ID Re-attending between 3 & 9 months - Children	2,092	3,150	66.4%	61.9%	61.1%	58.8%
% of FP17s for the same patient ID Re-attending between 3 & 9 months - Adults	2,193	6,006	36.5%	52.4%	52.4%	51.0%
% of FP17s for Band 1 Urgent Courses	960	8,781	10.9%	8.4%	9.5%	9.0%
% of FP17s Relating to Free Repair or Replacements	77	8,781	0.9%	0.7%	0.7%	0.8%
% of FP17s Relating to Continuations	136	8,781	1.5%	0.8%	0.8%	0.9%
% of Patients satisfied with the dentistry they have received	7	7	N/A	93.8%	93.1%	93.2%
% of Patients satisfied with the time they had to wait for an appointment	7	7	N/A	87.7%	87.8%	88.3%

* This is based on patients treated on this contract for their most recent course of treatment. Figures in italics indicate the base number of FP17s or Patient Questionnaire responses are less than 100. N/A is shown where the base number of responses is less than 10 during the period. % is calculated as Quantity/Base number*100

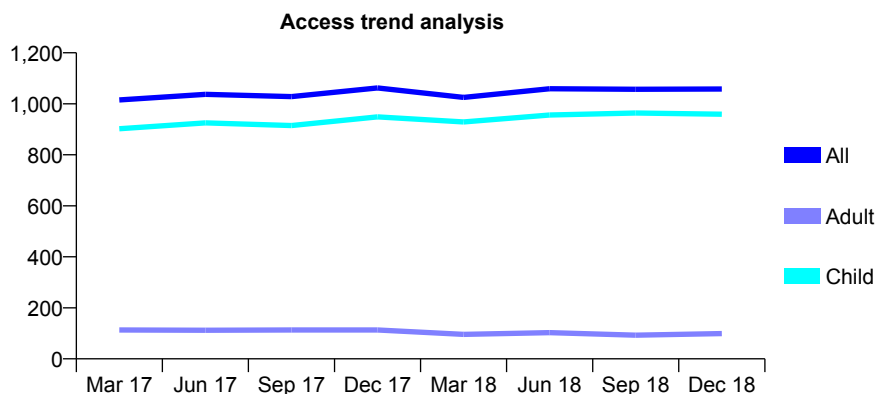
Q64 - Vital Signs At a Glance Contract Report for 233544/0001 - December 2018

Name or company name	MR D LYONS
Contract type name	GDS Contract
Purpose of contract	General and Orthodontic
Contract start date	01/03/2008
Contract end date	

18/19 Contracted general activity (UDA)	1,909
Carry forward general activity (UDA)	-38
18/19 Contracted orthodontic activity (UOA)	1,002
Carry forward orthodontic activity (UOA)	0
Baseline contract value	£115,865.74

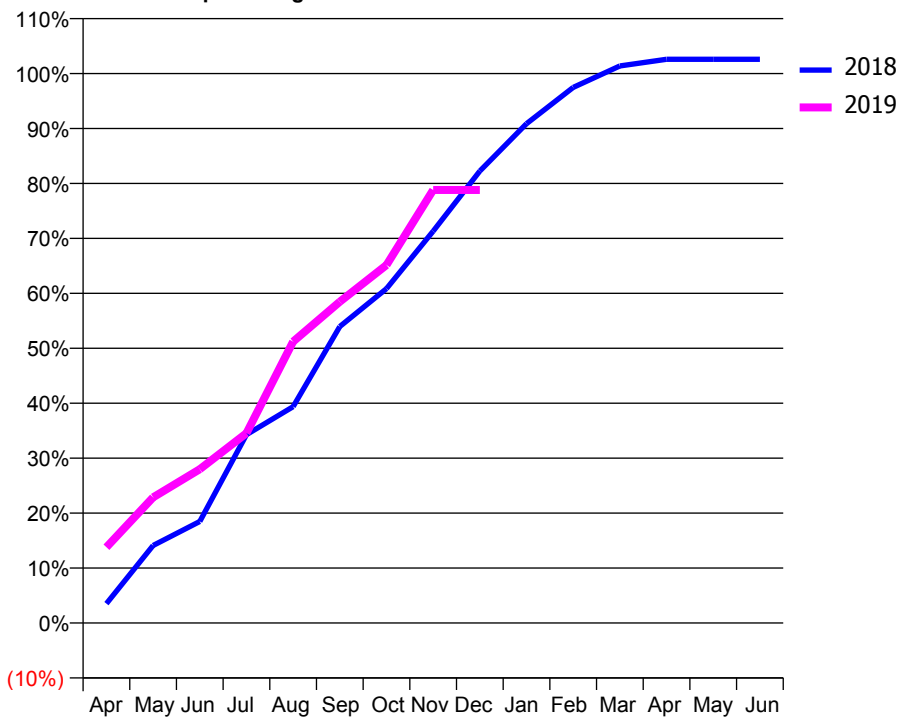
ACCESS*

Patients seen in 24 months	Total	Change since previous quarter
Quarter ending December 2017	1,062	
Quarter ending March 2018	1,025	↓
Quarter ending June 2018	1,059	↑
Quarter ending September 2018	1,057	→
Quarter ending December 2018	1,058	→
Variance since December 2017	(0.4%)	→



ACTIVITY

Cumulative percentage of contracted UDA delivered 2018 & 2019



Month	Adjusted Scheduled Activity (UDA)	
	2018	2019
April	67	263
May	270	437
June	353	534
July	654	659
August	752	978
September	1,030	1,116
October	1,162	1,244
November	1,361	1,504
December	1,570	1,504
January	1,735	
February	1,861	
March	1,935	
April	1,959	
May	1,959	
June	1,959	

QUALITY

	Quantity	Base Number	Contract	AT	Region	England
% of FP17s for the same patient ID Re-attending within 3 months - Children	111	1,158	9.6%	8.9%	11.3%	11.8%
% of FP17s for the same patient ID Re-attending within 3 months - Adults	1	22	4.5%	13.0%	15.3%	15.6%
% of FP17s for the same patient ID Re-attending between 3 & 9 months - Children	623	1,158	53.8%	61.9%	61.1%	58.8%
% of FP17s for the same patient ID Re-attending between 3 & 9 months - Adults	14	22	63.6%	52.4%	52.4%	51.0%
% of FP17s for Band 1 Urgent Courses	51	1,038	4.9%	8.4%	9.5%	9.0%
% of FP17s Relating to Free Repair or Replacements	1	1,038	0.1%	0.7%	0.7%	0.8%
% of FP17s Relating to Continuations	6	1,038	0.6%	0.8%	0.8%	0.9%
% of Patients satisfied with the dentistry they have received	0	0	N/A	93.8%	93.1%	93.2%
% of Patients satisfied with the time they had to wait for an appointment	0	0	N/A	87.7%	87.8%	88.3%

* This is based on patients treated on this contract for their most recent course of treatment. Figures in italics indicate the base number of FP17s or Patient Questionnaire responses are less than 100. N/A is shown where the base number of responses is less than 10 during the period. % is calculated as Quantity/Base number*100

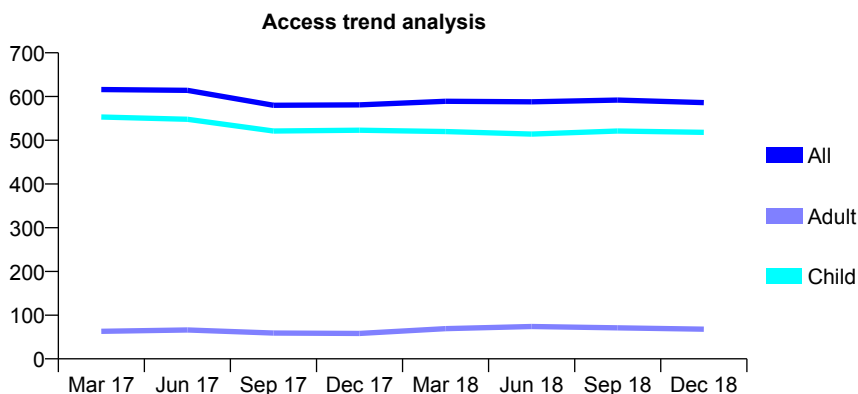
Q64 - Vital Signs At a Glance Contract Report for 235997/0001 - December 2018

Name or company name	MR MJ BASSETT-CROSS
Contract type name	GDS Contract
Purpose of contract	General and Orthodontic
Contract start date	01/04/2006
Contract end date	

18/19 Contracted general activity (UDA)	1,350
Carry forward general activity (UDA)	0
18/19 Contracted orthodontic activity (UOA)	837
Carry forward orthodontic activity (UOA)	0
Baseline contract value	£89,857.51

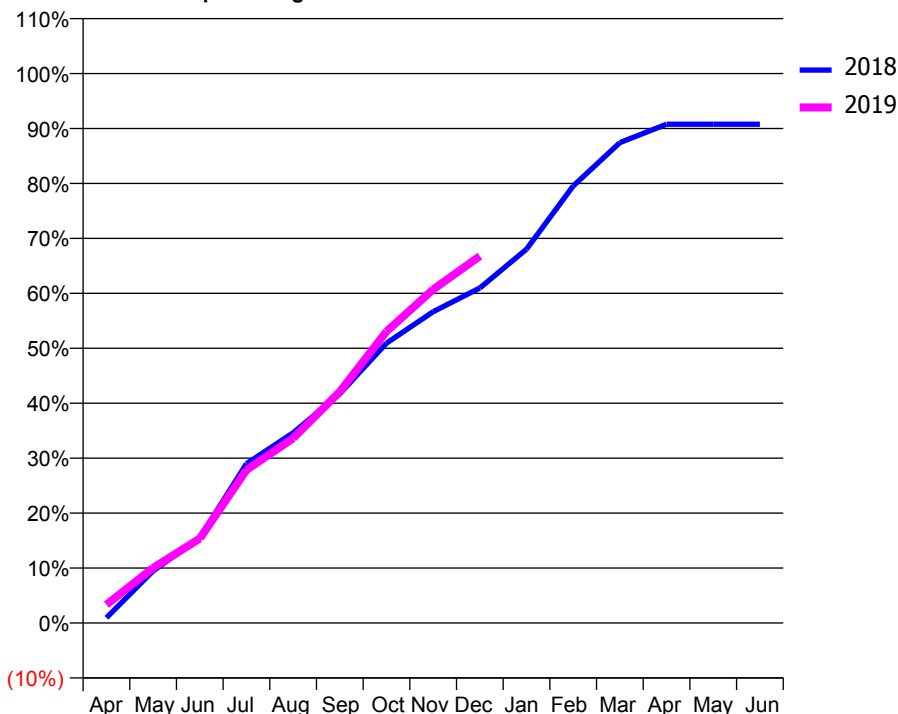
ACCESS*

Patients seen in 24 months	Total	Change since previous quarter
Quarter ending December 2017	581	
Quarter ending March 2018	589	→
Quarter ending June 2018	588	→
Quarter ending September 2018	592	→
Quarter ending December 2018	586	↓
Variance since December 2017	0.9%	→



ACTIVITY

Cumulative percentage of contracted UDA delivered 2018 & 2019



Adjusted Scheduled Activity (UDA)

Month	2018	2019
April	13	45
May	128	135
June	210	208
July	391	376
August	467	454
September	563	568
October	687	716
November	765	820
December	823	901
January	918	
February	1,074	
March	1,180	
April	1,225	
May	1,225	
June	1,225	

QUALITY

	Quantity	Base Number	Contract	AT	Region	England
% of FP17s for the same patient ID Re-attending within 3 months - Children	61	741	8.2%	8.9%	11.3%	11.8%
% of FP17s for the same patient ID Re-attending within 3 months - Adults	0	0	N/A	13.0%	15.3%	15.6%
% of FP17s for the same patient ID Re-attending between 3 & 9 months - Children	348	741	47.0%	61.9%	61.1%	58.8%
% of FP17s for the same patient ID Re-attending between 3 & 9 months - Adults	0	0	N/A	52.4%	52.4%	51.0%
% of FP17s for Band 1 Urgent Courses	17	659	2.6%	8.4%	9.5%	9.0%
% of FP17s Relating to Free Repair or Replacements	0	659	0.0%	0.7%	0.7%	0.8%
% of FP17s Relating to Continuations	3	659	0.5%	0.8%	0.8%	0.9%
% of Patients satisfied with the dentistry they have received	0	0	N/A	93.8%	93.1%	93.2%
% of Patients satisfied with the time they had to wait for an appointment	0	0	N/A	87.7%	87.8%	88.3%

* This is based on patients treated on this contract for their most recent course of treatment. Figures in italics indicate the base number of FP17s or Patient Questionnaire responses are less than 100. N/A is shown where the base number of responses is less than 10 during the period. % is calculated as Quantity/Base number*100

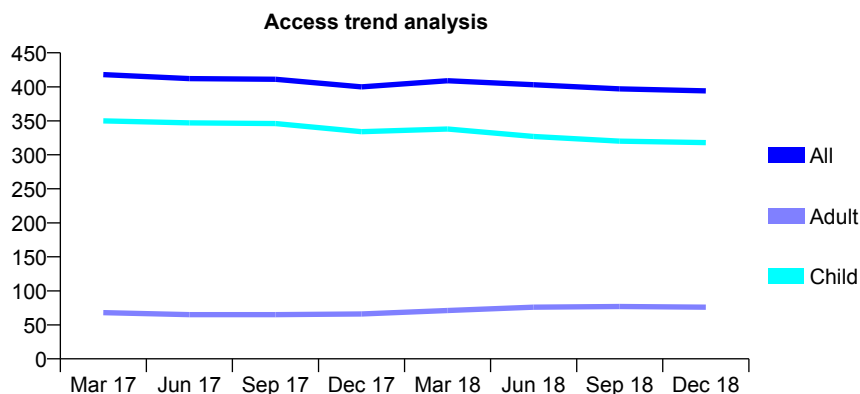
Q64 - Vital Signs At a Glance Contract Report for 237876/0001 - December 2018

Name or company name	MRS L JAMES
Contract type name	GDS Contract
Purpose of contract	General
Contract start date	01/04/2006
Contract end date	

18/19 Contracted general activity (UDA)	870
Carry forward general activity (UDA)	11
18/19 Contracted orthodontic activity (UOA)	0
Carry forward orthodontic activity (UOA)	0
Baseline contract value	£21,730.61

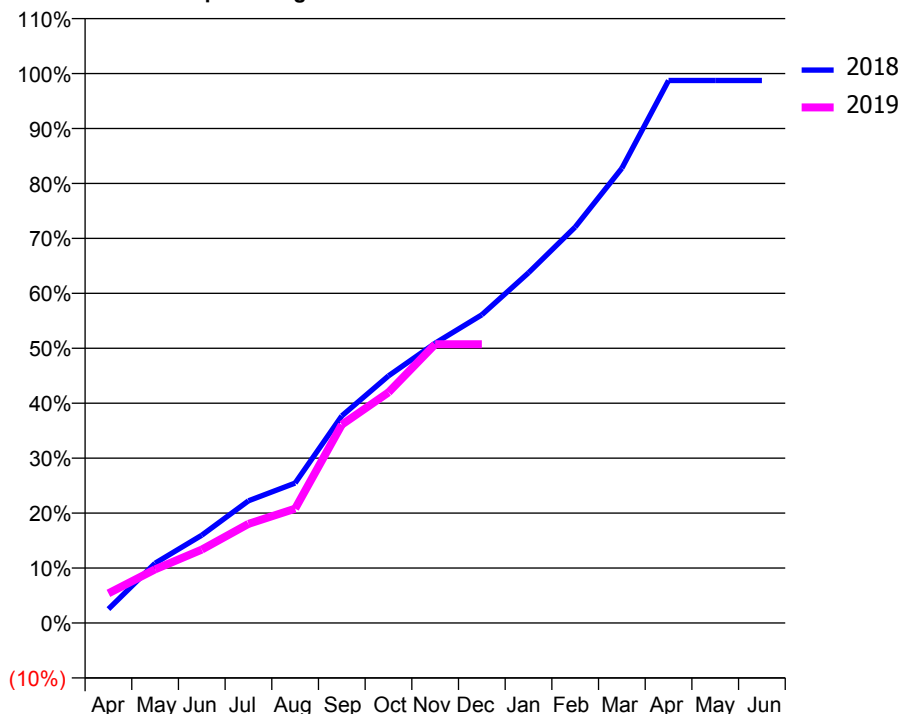
ACCESS*

Patients seen in 24 months	Total	Change since previous quarter
Quarter ending December 2017	400	
Quarter ending March 2018	409	↑
Quarter ending June 2018	403	↓
Quarter ending September 2018	397	↓
Quarter ending December 2018	394	→
Variance since December 2017	(1.5%)	↓



ACTIVITY

Cumulative percentage of contracted UDA delivered 2018 & 2019



Adjusted Scheduled Activity (UDA)

Month	2018	2019
April	22	47
May	95	85
June	139	116
July	193	157
August	222	181
September	328	314
October	391	365
November	443	441
December	488	441
January	555	
February	627	
March	720	
April	859	
May	859	
June	859	

QUALITY

	Quantity	Base Number	Contract	AT	Region	England
% of FP17s for the same patient ID Re-attending within 3 months - Children	10	370	2.7%	8.9%	11.3%	11.8%
% of FP17s for the same patient ID Re-attending within 3 months - Adults	0	43	0.0%	13.0%	15.3%	15.6%
% of FP17s for the same patient ID Re-attending between 3 & 9 months - Children	264	370	71.4%	61.9%	61.1%	58.8%
% of FP17s for the same patient ID Re-attending between 3 & 9 months - Adults	22	43	51.2%	52.4%	52.4%	51.0%
% of FP17s for Band 1 Urgent Courses	7	372	1.9%	8.4%	9.5%	9.0%
% of FP17s Relating to Free Repair or Replacements	0	372	0.0%	0.7%	0.7%	0.8%
% of FP17s Relating to Continuations	0	372	0.0%	0.8%	0.8%	0.9%
% of Patients satisfied with the dentistry they have received	0	0	N/A	93.8%	93.1%	93.2%
% of Patients satisfied with the time they had to wait for an appointment	0	0	N/A	87.7%	87.8%	88.3%

* This is based on patients treated on this contract for their most recent course of treatment. Figures in italics indicate the base number of FP17s or Patient Questionnaire responses are less than 100. N/A is shown where the base number of responses is less than 10 during the period. % is calculated as Quantity/Base number*100

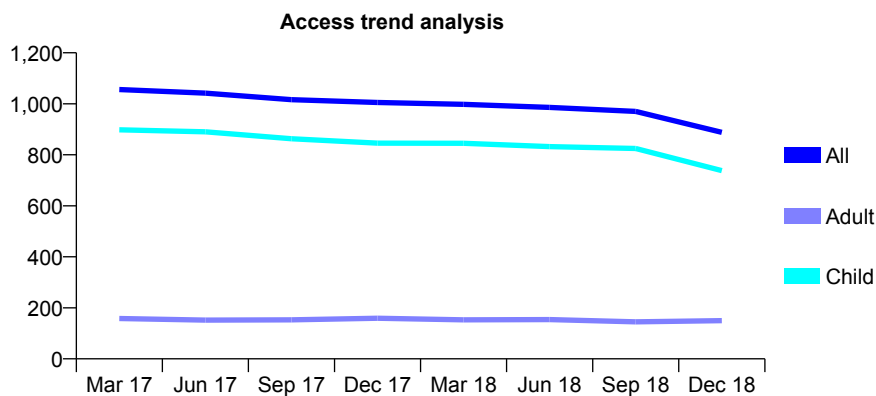
Q64 - Vital Signs At a Glance Contract Report for 239488/0001 - December 2018

Name or company name	MR JC HOUSE
Contract type name	GDS Contract
Purpose of contract	General
Contract start date	01/04/2006
Contract end date	

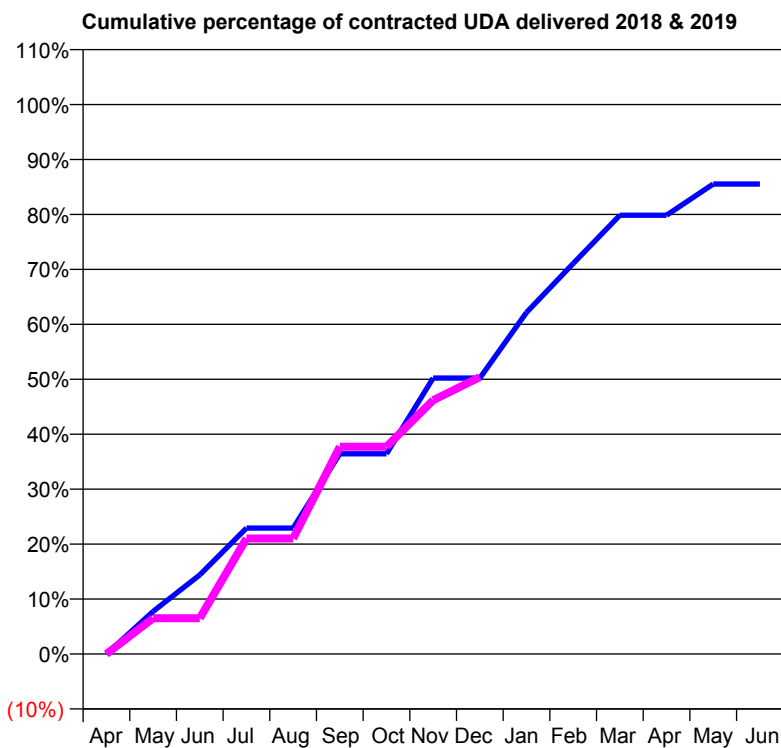
18/19 Contracted general activity (UDA)	2,500
Carry forward general activity (UDA)	0
18/19 Contracted orthodontic activity (UOA)	0
Carry forward orthodontic activity (UOA)	0
Baseline contract value	£53,488.24

ACCESS*

Patients seen in 24 months	Total	Change since previous quarter
Quarter ending December 2017	1,005	
Quarter ending March 2018	998	→
Quarter ending June 2018	986	↓
Quarter ending September 2018	970	↓
Quarter ending December 2018	888	↓
Variance since December 2017	(11.6%)	↓



ACTIVITY



Month	Adjusted Scheduled Activity (UDA)	
	2018	2019
April	0	0
May	194	163
June	360	163
July	573	525
August	573	525
September	911	943
October	911	943
November	1,256	1,155
December	1,256	1,260
January	1,554	
February	1,777	
March	1,996	
April	1,996	
May	2,138	
June	2,138	

QUALITY

	Quantity	Base Number	Contract	AT	Region	England
% of FP17s for the same patient ID Re-attending within 3 months - Children	97	1,021	9.5%	8.9%	11.3%	11.8%
% of FP17s for the same patient ID Re-attending within 3 months - Adults	8	57	14.0%	13.0%	15.3%	15.6%
% of FP17s for the same patient ID Re-attending between 3 & 9 months - Children	731	1,021	71.6%	61.9%	61.1%	58.8%
% of FP17s for the same patient ID Re-attending between 3 & 9 months - Adults	39	57	68.4%	52.4%	52.4%	51.0%
% of FP17s for Band 1 Urgent Courses	25	960	2.6%	8.4%	9.5%	9.0%
% of FP17s Relating to Free Repair or Replacements	0	960	0.0%	0.7%	0.7%	0.8%
% of FP17s Relating to Continuations	0	960	0.0%	0.8%	0.8%	0.9%
% of Patients satisfied with the dentistry they have received	0	0	N/A	93.8%	93.1%	93.2%
% of Patients satisfied with the time they had to wait for an appointment	0	0	N/A	87.7%	87.8%	88.3%

* This is based on patients treated on this contract for their most recent course of treatment. Figures in italics indicate the base number of FP17s or Patient Questionnaire responses are less than 100. N/A is shown where the base number of responses is less than 10 during the period. % is calculated as Quantity/Base number*100

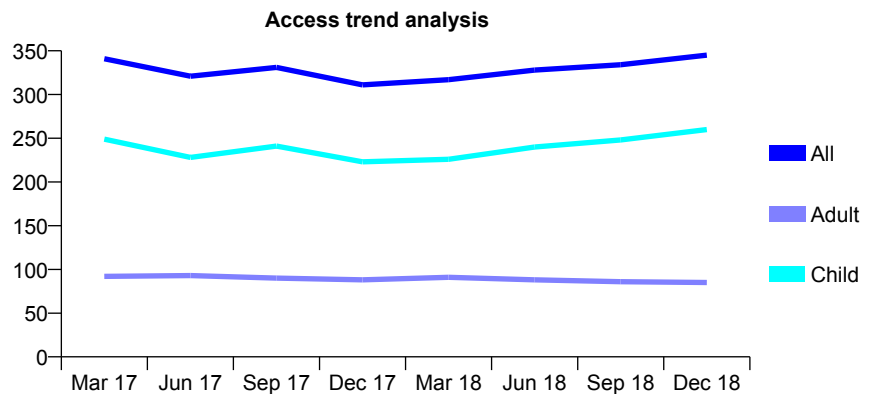
Q64 - Vital Signs At a Glance Contract Report for 246247/0001 - December 2018

Name or company name	MR JA ANDERSON
Contract type name	GDS Contract
Purpose of contract	General
Contract start date	01/04/2006
Contract end date	

18/19 Contracted general activity (UDA)	600
Carry forward general activity (UDA)	0
18/19 Contracted orthodontic activity (UOA)	0
Carry forward orthodontic activity (UOA)	0
Baseline contract value	£13,992.90

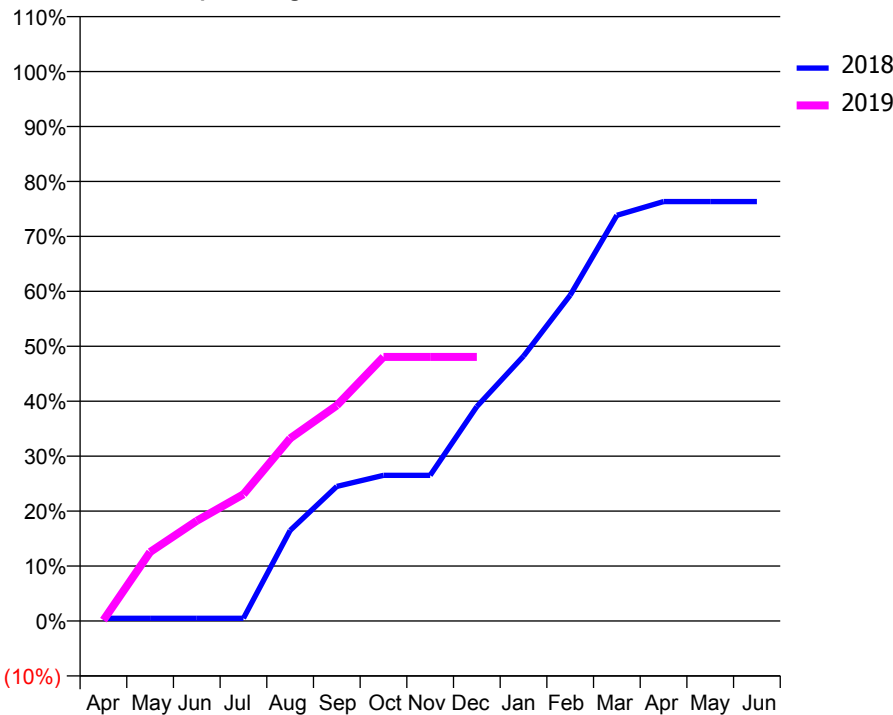
ACCESS*

Patients seen in 24 months	Total	Change since previous quarter
Quarter ending December 2017	311	
Quarter ending March 2018	317	→
Quarter ending June 2018	328	↑
Quarter ending September 2018	334	→
Quarter ending December 2018	345	↑
Variance since December 2017	10.9%	↑



ACTIVITY

Cumulative percentage of contracted UDA delivered 2018 & 2019



Month	Adjusted Scheduled Activity (UDA)	
	2018	2019
April	3	1
May	3	75
June	3	109
July	3	138
August	99	199
September	147	235
October	159	288
November	159	288
December	234	288
January	289	
February	356	
March	443	
April	458	
May	458	
June	458	

QUALITY

	Quantity	Base Number	Contract	AT	Region	England
% of FP17s for the same patient ID Re-attending within 3 months - Children	4	201	2.0%	8.9%	11.3%	11.8%
% of FP17s for the same patient ID Re-attending within 3 months - Adults	3	35	8.6%	13.0%	15.3%	15.6%
% of FP17s for the same patient ID Re-attending between 3 & 9 months - Children	85	201	42.3%	61.9%	61.1%	58.8%
% of FP17s for the same patient ID Re-attending between 3 & 9 months - Adults	18	35	51.4%	52.4%	52.4%	51.0%
% of FP17s for Band 1 Urgent Courses	2	221	0.9%	8.4%	9.5%	9.0%
% of FP17s Relating to Free Repair or Replacements	0	221	0.0%	0.7%	0.7%	0.8%
% of FP17s Relating to Continuations	0	221	0.0%	0.8%	0.8%	0.9%
% of Patients satisfied with the dentistry they have received	0	0	N/A	93.8%	93.1%	93.2%
% of Patients satisfied with the time they had to wait for an appointment	0	0	N/A	87.7%	87.8%	88.3%

* This is based on patients treated on this contract for their most recent course of treatment. Figures in italics indicate the base number of FP17s or Patient Questionnaire responses are less than 100. N/A is shown where the base number of responses is less than 10 during the period. % is calculated as Quantity/Base number*100

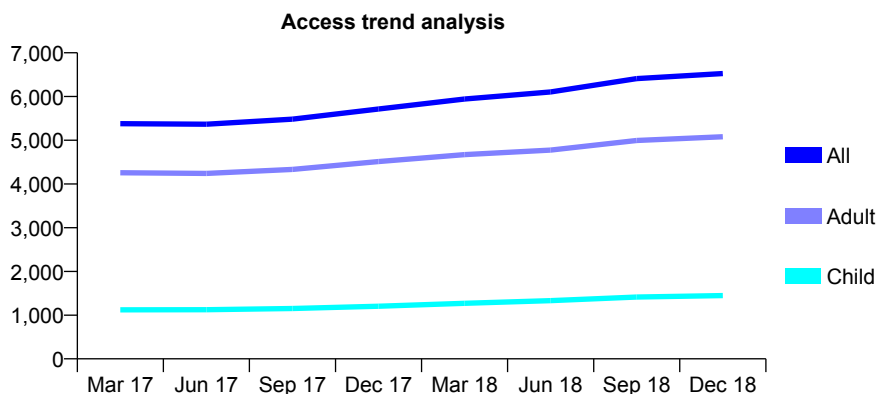
Q64 - Vital Signs At a Glance Contract Report for 258784/0001 - December 2018

Name or company name	MR SS SANGHERA
Contract type name	GDS Contract
Purpose of contract	General
Contract start date	01/12/2007
Contract end date	

18/19 Contracted general activity (UDA)	17,500
Carry forward general activity (UDA)	0
18/19 Contracted orthodontic activity (UOA)	0
Carry forward orthodontic activity (UOA)	0
Baseline contract value	£430,403.99

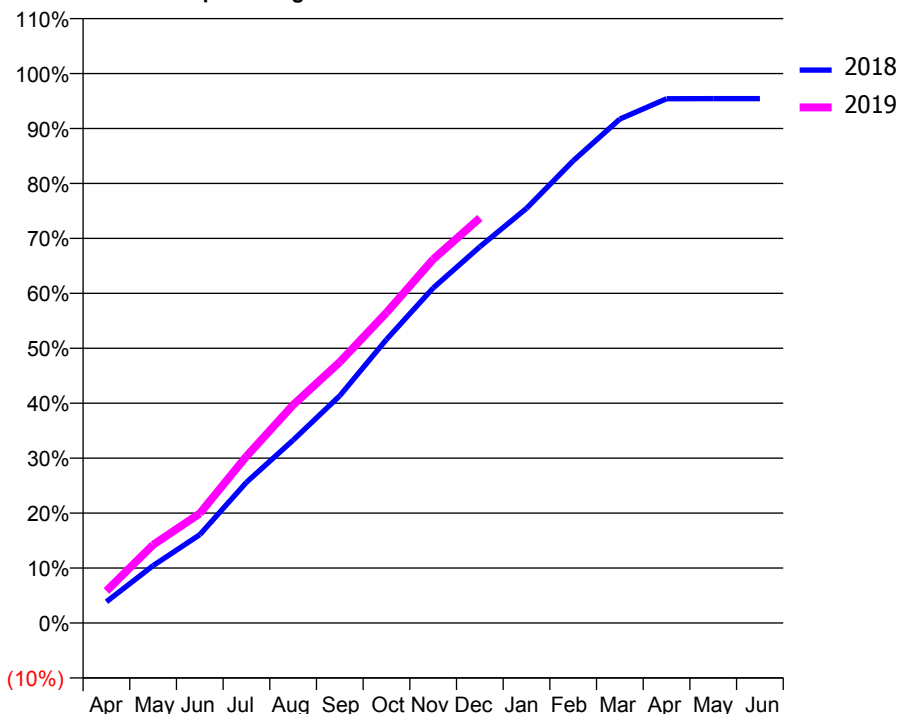
ACCESS*

Patients seen in 24 months	Total	Change since previous quarter
Quarter ending December 2017	5,715	
Quarter ending March 2018	5,942	↑
Quarter ending June 2018	6,106	↑
Quarter ending September 2018	6,411	↑
Quarter ending December 2018	6,525	→
Variance since December 2017	14.2%	↑



ACTIVITY

Cumulative percentage of contracted UDA delivered 2018 & 2019



Month	Adjusted Scheduled Activity (UDA)	
	2018	2019
April	677	1,022
May	1,828	2,489
June	2,812	3,488
July	4,483	5,312
August	5,823	6,945
September	7,240	8,315
October	9,030	9,884
November	10,670	11,585
December	11,984	12,898
January	13,205	
February	14,721	
March	16,049	
April	16,697	
May	16,699	
June	16,702	

QUALITY

	Quantity	Base Number	Contract	AT	Region	England
% of FP17s for the same patient ID Re-attending within 3 months - Children	70	1,654	4.2%	8.9%	11.3%	11.8%
% of FP17s for the same patient ID Re-attending within 3 months - Adults	546	5,558	9.8%	13.0%	15.3%	15.6%
% of FP17s for the same patient ID Re-attending between 3 & 9 months - Children	997	1,654	60.3%	61.9%	61.1%	58.8%
% of FP17s for the same patient ID Re-attending between 3 & 9 months - Adults	3,349	5,558	60.3%	52.4%	52.4%	51.0%
% of FP17s for Band 1 Urgent Courses	435	6,887	6.3%	8.4%	9.5%	9.0%
% of FP17s Relating to Free Repair or Replacements	16	6,887	0.2%	0.7%	0.7%	0.8%
% of FP17s Relating to Continuations	40	6,887	0.6%	0.8%	0.8%	0.9%
% of Patients satisfied with the dentistry they have received	4	5	N/A	93.8%	93.1%	93.2%
% of Patients satisfied with the time they had to wait for an appointment	4	5	N/A	87.7%	87.8%	88.3%

* This is based on patients treated on this contract for their most recent course of treatment. Figures in italics indicate the base number of FP17s or Patient Questionnaire responses are less than 100. N/A is shown where the base number of responses is less than 10 during the period. % is calculated as Quantity/Base number*100

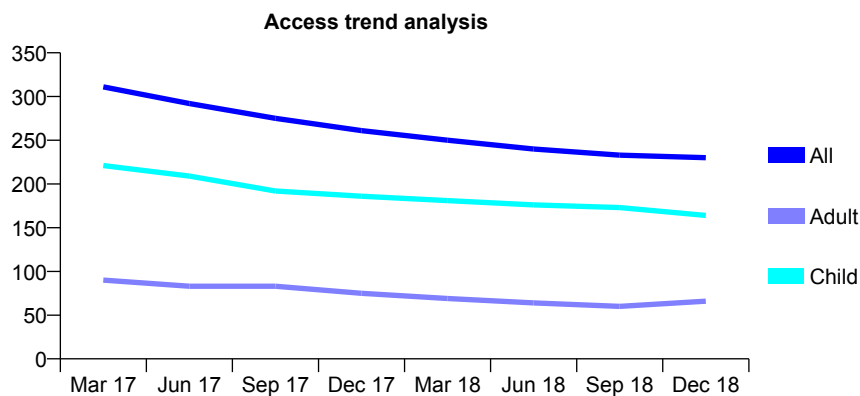
Q64 - Vital Signs At a Glance Contract Report for 262579/0001 - December 2018

Name or company name	MR M OTHMAN
Contract type name	GDS Contract
Purpose of contract	General
Contract start date	10/09/2007
Contract end date	

18/19 Contracted general activity (UDA)	600
Carry forward general activity (UDA)	0
18/19 Contracted orthodontic activity (UOA)	0
Carry forward orthodontic activity (UOA)	0
Baseline contract value	£15,181.83

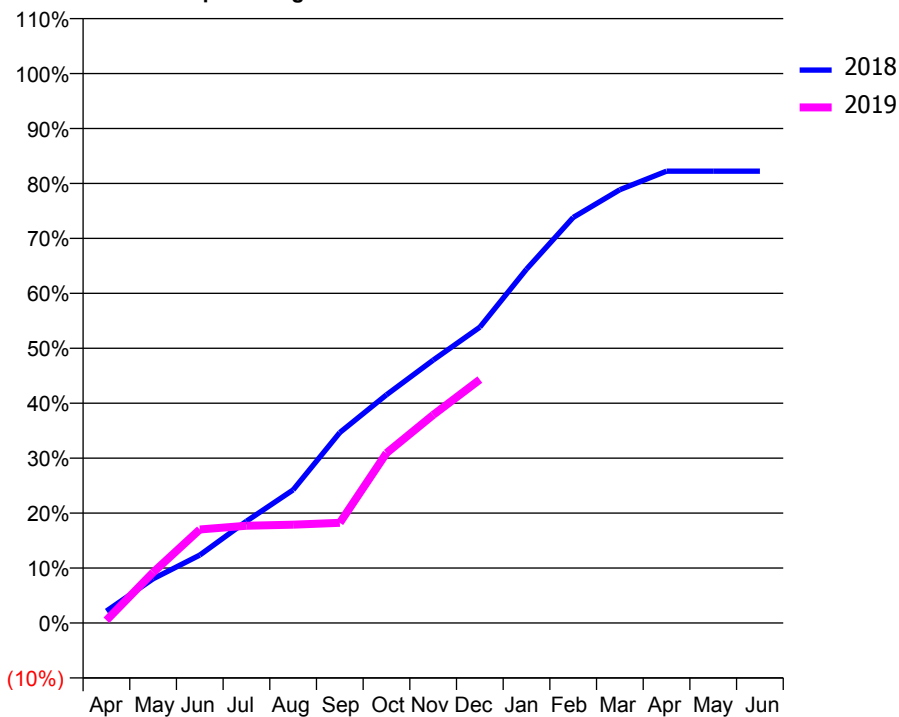
ACCESS*

Patients seen in 24 months	Total	Change since previous quarter
Quarter ending December 2017	261	
Quarter ending March 2018	250	↓
Quarter ending June 2018	240	↓
Quarter ending September 2018	233	↓
Quarter ending December 2018	230	↓
Variance since December 2017	(11.9%)	↓



ACTIVITY

Cumulative percentage of contracted UDA delivered 2018 & 2019



Adjusted Scheduled Activity (UDA)		
Month	2018	2019
April	13	3
May	48	55
June	74	102
July	111	106
August	145	107
September	208	109
October	249	186
November	287	227
December	323	266
January	386	
February	443	
March	473	
April	493	
May	493	
June	493	

QUALITY

	Quantity	Base Number	Contract	AT	Region	England
% of FP17s for the same patient ID Re-attending within 3 months - Children	13	198	6.6%	8.9%	11.3%	11.8%
% of FP17s for the same patient ID Re-attending within 3 months - Adults	1	31	3.2%	13.0%	15.3%	15.6%
% of FP17s for the same patient ID Re-attending between 3 & 9 months - Children	143	198	72.2%	61.9%	61.1%	58.8%
% of FP17s for the same patient ID Re-attending between 3 & 9 months - Adults	15	31	48.4%	52.4%	52.4%	51.0%
% of FP17s for Band 1 Urgent Courses	10	210	4.8%	8.4%	9.5%	9.0%
% of FP17s Relating to Free Repair or Replacements	0	210	0.0%	0.7%	0.7%	0.8%
% of FP17s Relating to Continuations	0	210	0.0%	0.8%	0.8%	0.9%
% of Patients satisfied with the dentistry they have received	1	1	N/A	93.8%	93.1%	93.2%
% of Patients satisfied with the time they had to wait for an appointment	1	1	N/A	87.7%	87.8%	88.3%

* This is based on patients treated on this contract for their most recent course of treatment. Figures in italics indicate the base number of FP17s or Patient Questionnaire responses are less than 100. N/A is shown where the base number of responses is less than 10 during the period. % is calculated as Quantity/Base number*100

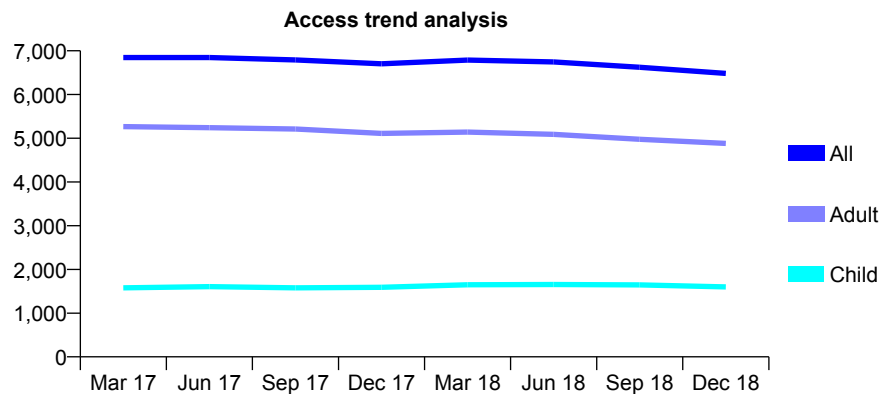
Q64 - Vital Signs At a Glance Contract Report for 270563/0003 - December 2018

Name or company name	MR RS DHARWAR
Contract type name	GDS Contract
Purpose of contract	General and Orthodontic
Contract start date	01/02/2014
Contract end date	

18/19 Contracted general activity (UDA)	19,451
Carry forward general activity (UDA)	168
18/19 Contracted orthodontic activity (UOA)	1,502
Carry forward orthodontic activity (UOA)	0
Baseline contract value	£580,070.32

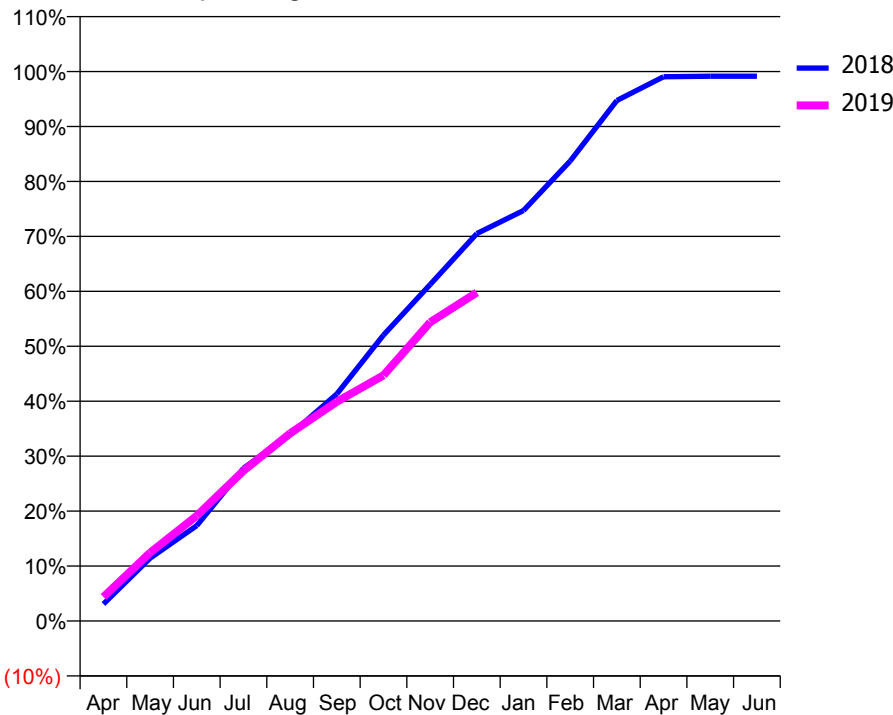
ACCESS*

Patients seen in 24 months	Total	Change since previous quarter
Quarter ending December 2017	6,702	
Quarter ending March 2018	6,789	→
Quarter ending June 2018	6,744	→
Quarter ending September 2018	6,622	↓
Quarter ending December 2018	6,482	↓
Variance since December 2017	(3.3%)	↓



ACTIVITY

Cumulative percentage of contracted UDA delivered 2018 & 2019



Month	Adjusted Scheduled Activity (UDA)	
	2018	2019
April	602	851
May	2,223	2,418
June	3,379	3,729
July	5,405	5,319
August	6,596	6,644
September	8,037	7,761
October	10,124	8,698
November	11,912	10,576
December	13,715	11,629
January	14,530	
February	16,280	
March	18,425	
April	19,266	
May	19,283	
June	19,283	

QUALITY

	Quantity	Base Number	Contract	AT	Region	England
% of FP17s for the same patient ID Re-attending within 3 months - Children	80	1,707	4.7%	8.9%	11.3%	11.8%
% of FP17s for the same patient ID Re-attending within 3 months - Adults	631	5,342	11.8%	13.0%	15.3%	15.6%
% of FP17s for the same patient ID Re-attending between 3 & 9 months - Children	1,055	1,707	61.8%	61.9%	61.1%	58.8%
% of FP17s for the same patient ID Re-attending between 3 & 9 months - Adults	3,714	5,342	69.5%	52.4%	52.4%	51.0%
% of FP17s for Band 1 Urgent Courses	634	6,380	9.9%	8.4%	9.5%	9.0%
% of FP17s Relating to Free Repair or Replacements	23	6,380	0.4%	0.7%	0.7%	0.8%
% of FP17s Relating to Continuations	17	6,380	0.3%	0.8%	0.8%	0.9%
% of Patients satisfied with the dentistry they have received	3	3	N/A	93.8%	93.1%	93.2%
% of Patients satisfied with the time they had to wait for an appointment	1	3	N/A	87.7%	87.8%	88.3%

* This is based on patients treated on this contract for their most recent course of treatment. Figures in italics indicate the base number of FP17s or Patient Questionnaire responses are less than 100. N/A is shown where the base number of responses is less than 10 during the period. % is calculated as Quantity/Base number*100

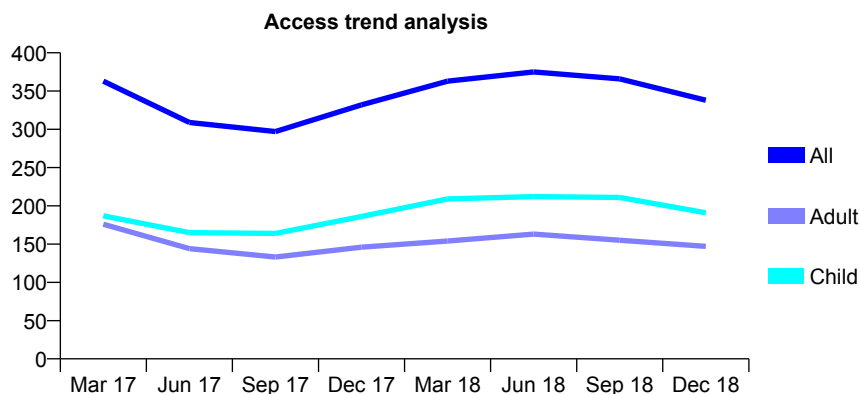
Q64 - Vital Signs At a Glance Contract Report for 272760/0001 - December 2018

Name or company name	MR BY CHAN
Contract type name	GDS Contract
Purpose of contract	General
Contract start date	16/12/2010
Contract end date	

18/19 Contracted general activity (UDA)	850
Carry forward general activity (UDA)	0
18/19 Contracted orthodontic activity (UOA)	0
Carry forward orthodontic activity (UOA)	0
Baseline contract value	£18,084.36

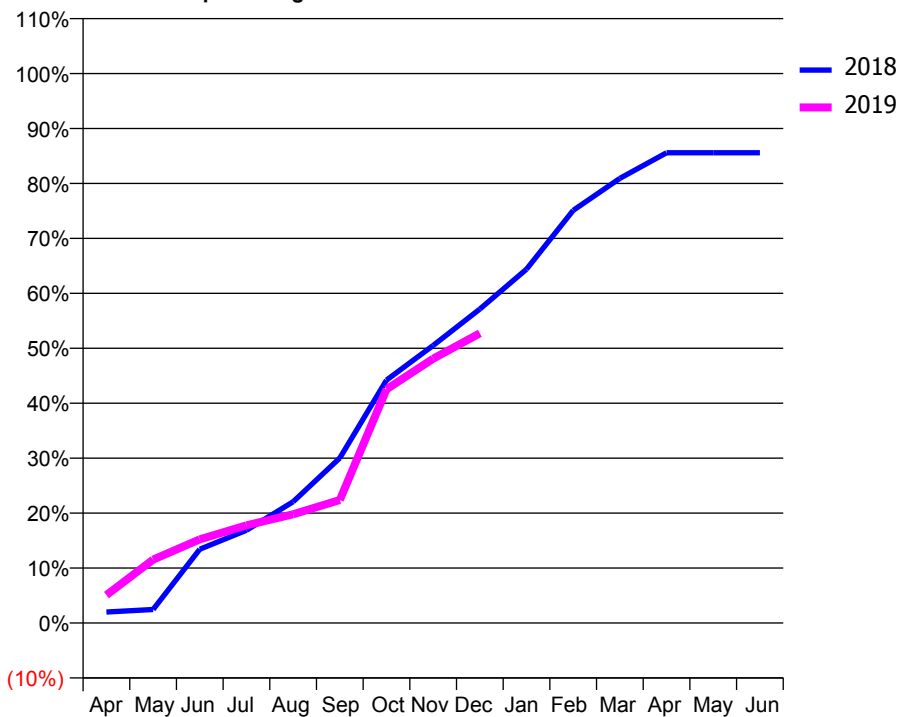
ACCESS*

Patients seen in 24 months	Total	Change since previous quarter
Quarter ending December 2017	332	
Quarter ending March 2018	363	↑
Quarter ending June 2018	375	↑
Quarter ending September 2018	366	↓
Quarter ending December 2018	338	↓
Variance since December 2017	1.8%	→



ACTIVITY

Cumulative percentage of contracted UDA delivered 2018 & 2019



Month	Adjusted Scheduled Activity (UDA)	
	2018	2019
April	17	43
May	21	98
June	114	129
July	143	151
August	188	168
September	255	190
October	376	361
November	429	409
December	486	448
January	547	
February	638	
March	688	
April	727	
May	727	
June	727	

QUALITY

	Quantity	Base Number	Contract	AT	Region	England
% of FP17s for the same patient ID Re-attending within 3 months - Children	5	187	2.7%	8.9%	11.3%	11.8%
% of FP17s for the same patient ID Re-attending within 3 months - Adults	7	114	6.1%	13.0%	15.3%	15.6%
% of FP17s for the same patient ID Re-attending between 3 & 9 months - Children	50	187	26.7%	61.9%	61.1%	58.8%
% of FP17s for the same patient ID Re-attending between 3 & 9 months - Adults	35	114	30.7%	52.4%	52.4%	51.0%
% of FP17s for Band 1 Urgent Courses	22	285	7.7%	8.4%	9.5%	9.0%
% of FP17s Relating to Free Repair or Replacements	1	285	0.4%	0.7%	0.7%	0.8%
% of FP17s Relating to Continuations	0	285	0.0%	0.8%	0.8%	0.9%
% of Patients satisfied with the dentistry they have received	5	5	N/A	93.8%	93.1%	93.2%
% of Patients satisfied with the time they had to wait for an appointment	5	5	N/A	87.7%	87.8%	88.3%

* This is based on patients treated on this contract for their most recent course of treatment. Figures in italics indicate the base number of FP17s or Patient Questionnaire responses are less than 100. N/A is shown where the base number of responses is less than 10 during the period. % is calculated as Quantity/Base number*100

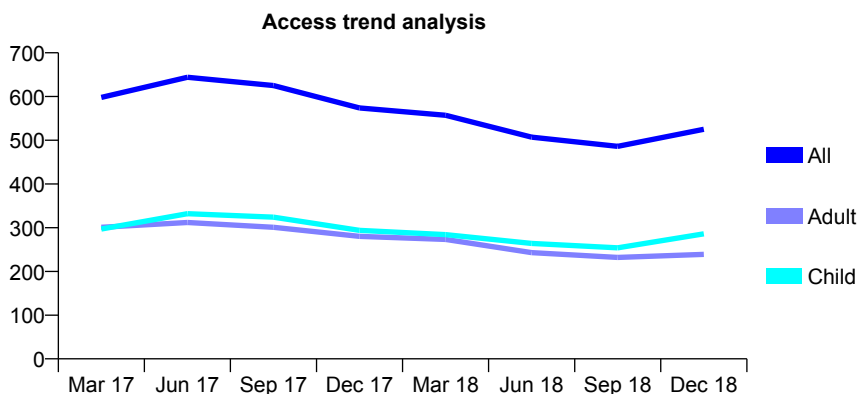
Q64 - Vital Signs At a Glance Contract Report for 272760/0002 - December 2018

Name or company name	MR BY CHAN
Contract type name	GDS Contract
Purpose of contract	General
Contract start date	16/12/2010
Contract end date	

18/19 Contracted general activity (UDA)	1,300
Carry forward general activity (UDA)	0
18/19 Contracted orthodontic activity (UOA)	0
Carry forward orthodontic activity (UOA)	0
Baseline contract value	£31,901.44

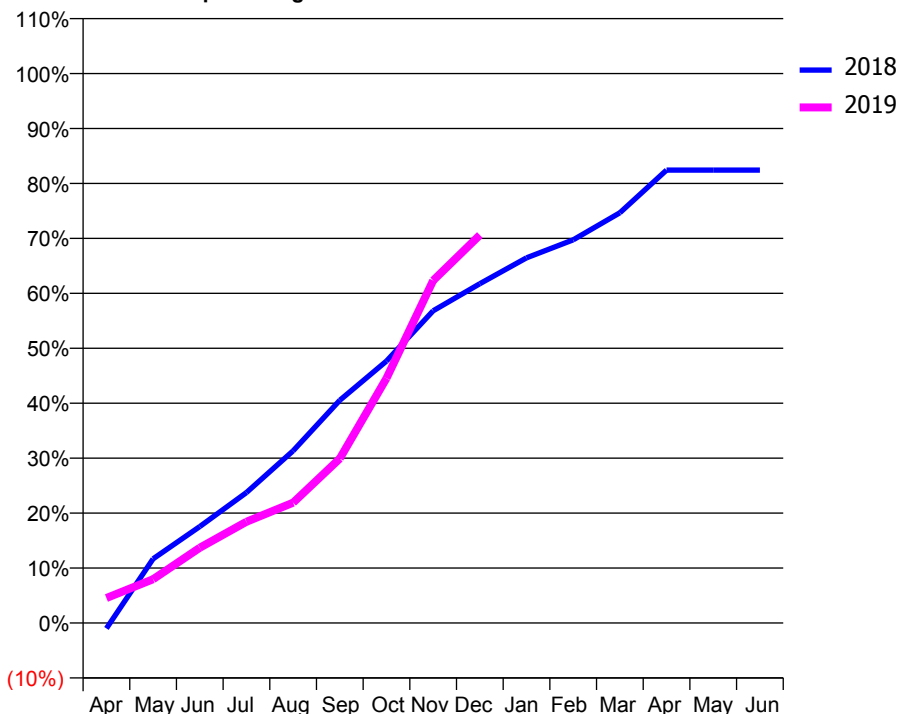
ACCESS*

Patients seen in 24 months	Total	Change since previous quarter
Quarter ending December 2017	574	
Quarter ending March 2018	557	↓
Quarter ending June 2018	507	↓
Quarter ending September 2018	486	↓
Quarter ending December 2018	525	↑
Variance since December 2017	(8.5%)	↓



ACTIVITY

Cumulative percentage of contracted UDA delivered 2018 & 2019



Month	Adjusted Scheduled Activity (UDA)	
	2018	2019
April	-13	59
May	152	104
June	228	178
July	309	240
August	407	285
September	527	389
October	620	579
November	739	810
December	803	918
January	864	
February	906	
March	970	
April	1,072	
May	1,072	
June	1,072	

QUALITY

	Quantity	Base Number	Contract	AT	Region	England
% of FP17s for the same patient ID Re-attending within 3 months - Children	8	286	2.8%	8.9%	11.3%	11.8%
% of FP17s for the same patient ID Re-attending within 3 months - Adults	12	150	8.0%	13.0%	15.3%	15.6%
% of FP17s for the same patient ID Re-attending between 3 & 9 months - Children	104	286	36.4%	61.9%	61.1%	58.8%
% of FP17s for the same patient ID Re-attending between 3 & 9 months - Adults	44	150	29.3%	52.4%	52.4%	51.0%
% of FP17s for Band 1 Urgent Courses	21	389	5.4%	8.4%	9.5%	9.0%
% of FP17s Relating to Free Repair or Replacements	0	389	0.0%	0.7%	0.7%	0.8%
% of FP17s Relating to Continuations	2	389	0.5%	0.8%	0.8%	0.9%
% of Patients satisfied with the dentistry they have received	3	3	N/A	93.8%	93.1%	93.2%
% of Patients satisfied with the time they had to wait for an appointment	2	3	N/A	87.7%	87.8%	88.3%

* This is based on patients treated on this contract for their most recent course of treatment. Figures in italics indicate the base number of FP17s or Patient Questionnaire responses are less than 100. N/A is shown where the base number of responses is less than 10 during the period. % is calculated as Quantity/Base number*100

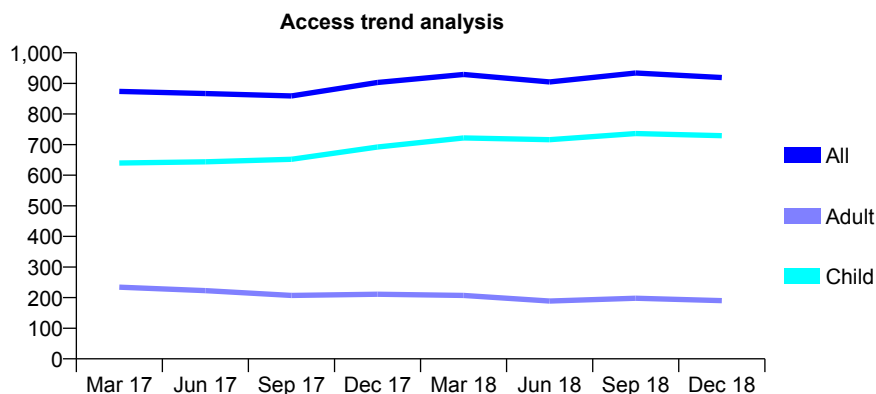
Q64 - Vital Signs At a Glance Contract Report for 272795/0001 - December 2018

Name or company name	MR MF ISAACS
Contract type name	GDS Contract
Purpose of contract	General
Contract start date	07/02/2007
Contract end date	

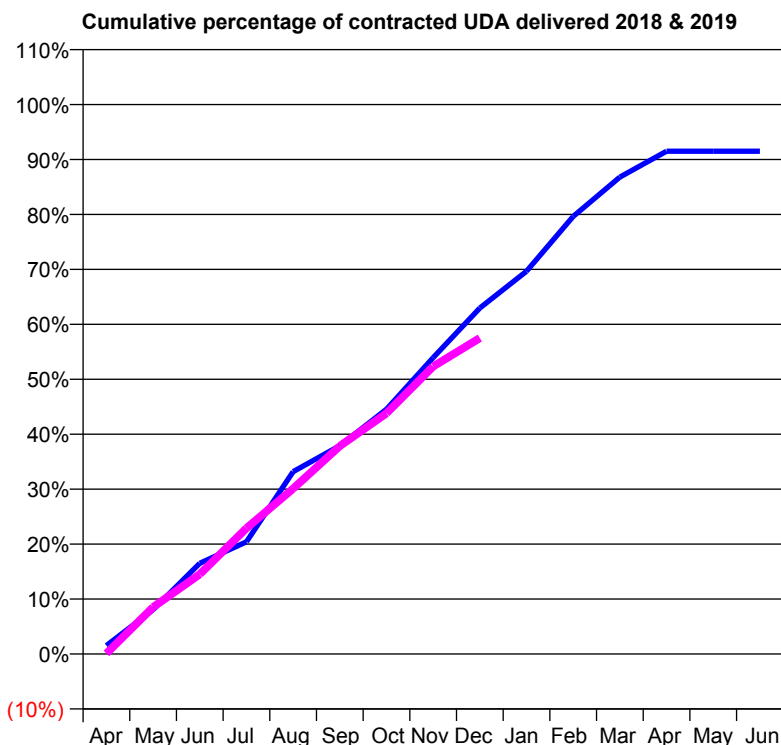
18/19 Contracted general activity (UDA)	2,000
Carry forward general activity (UDA)	0
18/19 Contracted orthodontic activity (UOA)	0
Carry forward orthodontic activity (UOA)	0
Baseline contract value	£40,488.45

ACCESS*

Patients seen in 24 months	Total	Change since previous quarter
Quarter ending December 2017	903	
Quarter ending March 2018	929	↑
Quarter ending June 2018	905	↓
Quarter ending September 2018	934	↑
Quarter ending December 2018	919	↓
Variance since December 2017	1.8%	→



ACTIVITY



Month	Adjusted Scheduled Activity (UDA)	
	2018	2019
April	31	2
May	161	171
June	330	291
July	409	458
August	664	602
September	758	757
October	891	876
November	1,079	1,047
December	1,259	1,150
January	1,393	
February	1,593	
March	1,736	
April	1,830	
May	1,830	
June	1,830	

QUALITY

	Quantity	Base Number	Contract	AT	Region	England
% of FP17s for the same patient ID Re-attending within 3 months - Children	53	789	6.7%	8.9%	11.3%	11.8%
% of FP17s for the same patient ID Re-attending within 3 months - Adults	13	125	10.4%	13.0%	15.3%	15.6%
% of FP17s for the same patient ID Re-attending between 3 & 9 months - Children	458	789	58.0%	61.9%	61.1%	58.8%
% of FP17s for the same patient ID Re-attending between 3 & 9 months - Adults	63	125	50.4%	52.4%	52.4%	51.0%
% of FP17s for Band 1 Urgent Courses	64	849	7.5%	8.4%	9.5%	9.0%
% of FP17s Relating to Free Repair or Replacements	0	849	0.0%	0.7%	0.7%	0.8%
% of FP17s Relating to Continuations	9	849	1.1%	0.8%	0.8%	0.9%
% of Patients satisfied with the dentistry they have received	0	0	N/A	93.8%	93.1%	93.2%
% of Patients satisfied with the time they had to wait for an appointment	0	0	N/A	87.7%	87.8%	88.3%

* This is based on patients treated on this contract for their most recent course of treatment. Figures in italics indicate the base number of FP17s or Patient Questionnaire responses are less than 100. N/A is shown where the base number of responses is less than 10 during the period. % is calculated as Quantity/Base number*100

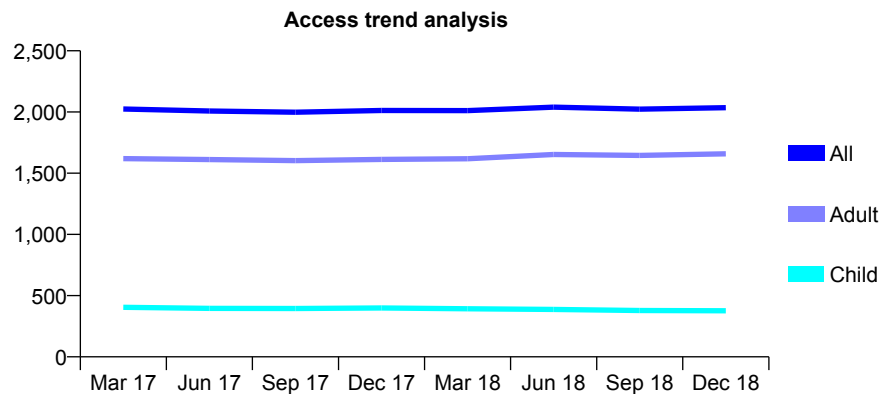
Q64 - Vital Signs At a Glance Contract Report for 303828/0001 - December 2018

Name or company name	MR J ROBSON
Contract type name	GDS Contract
Purpose of contract	General
Contract start date	01/04/2006
Contract end date	

18/19 Contracted general activity (UDA)	6,039
Carry forward general activity (UDA)	-52
18/19 Contracted orthodontic activity (UOA)	0
Carry forward orthodontic activity (UOA)	0
Baseline contract value	£170,711.19

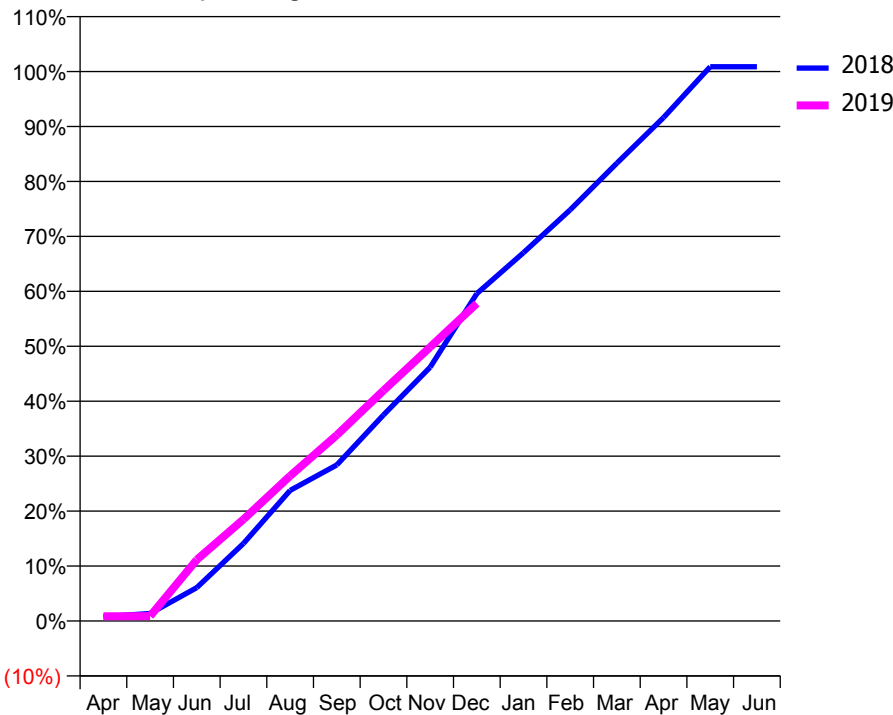
ACCESS*

Patients seen in 24 months	Total	Change since previous quarter
Quarter ending December 2017	2,012	
Quarter ending March 2018	2,011	→
Quarter ending June 2018	2,040	→
Quarter ending September 2018	2,023	→
Quarter ending December 2018	2,035	→
Variance since December 2017	1.1%	→



ACTIVITY

Cumulative percentage of contracted UDA delivered 2018 & 2019



Month	Adjusted Scheduled Activity (UDA)	
	2018	2019
April	47	52
May	83	54
June	367	674
July	852	1,117
August	1,436	1,595
September	1,716	2,044
October	2,265	2,534
November	2,789	3,011
December	3,599	3,490
January	4,049	
February	4,518	
March	5,031	
April	5,533	
May	6,092	
June	6,092	

QUALITY

	Quantity	Base Number	Contract	AT	Region	England
% of FP17s for the same patient ID Re-attending within 3 months - Children	24	493	4.9%	8.9%	11.3%	11.8%
% of FP17s for the same patient ID Re-attending within 3 months - Adults	313	2,020	15.5%	13.0%	15.3%	15.6%
% of FP17s for the same patient ID Re-attending between 3 & 9 months - Children	338	493	68.6%	61.9%	61.1%	58.8%
% of FP17s for the same patient ID Re-attending between 3 & 9 months - Adults	1,278	2,020	63.3%	52.4%	52.4%	51.0%
% of FP17s for Band 1 Urgent Courses	160	1,977	8.1%	8.4%	9.5%	9.0%
% of FP17s Relating to Free Repair or Replacements	35	1,977	1.8%	0.7%	0.7%	0.8%
% of FP17s Relating to Continuations	15	1,977	0.8%	0.8%	0.8%	0.9%
% of Patients satisfied with the dentistry they have received	4	4	N/A	93.8%	93.1%	93.2%
% of Patients satisfied with the time they had to wait for an appointment	4	4	N/A	87.7%	87.8%	88.3%

* This is based on patients treated on this contract for their most recent course of treatment. Figures in italics indicate the base number of FP17s or Patient Questionnaire responses are less than 100. N/A is shown where the base number of responses is less than 10 during the period. % is calculated as Quantity/Base number*100

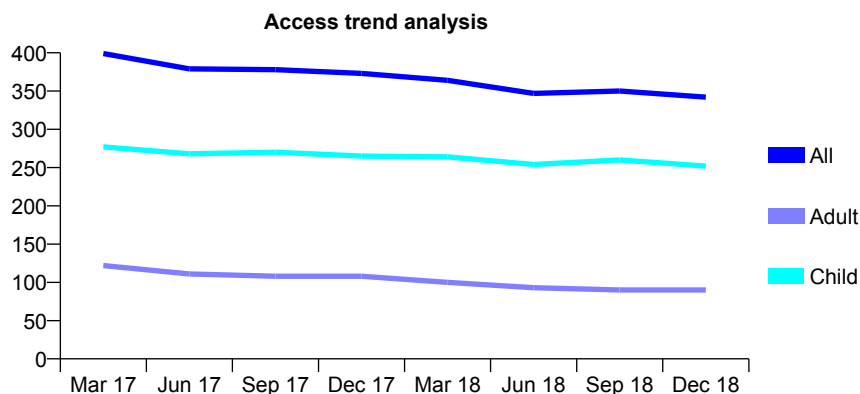
Q64 - Vital Signs At a Glance Contract Report for 308951/0001 - December 2018

Name or company name	MR DM MEDCALF
Contract type name	GDS Contract
Purpose of contract	General
Contract start date	01/04/2006
Contract end date	

18/19 Contracted general activity (UDA)	723
Carry forward general activity (UDA)	0
18/19 Contracted orthodontic activity (UOA)	0
Carry forward orthodontic activity (UOA)	0
Baseline contract value	£15,700.91

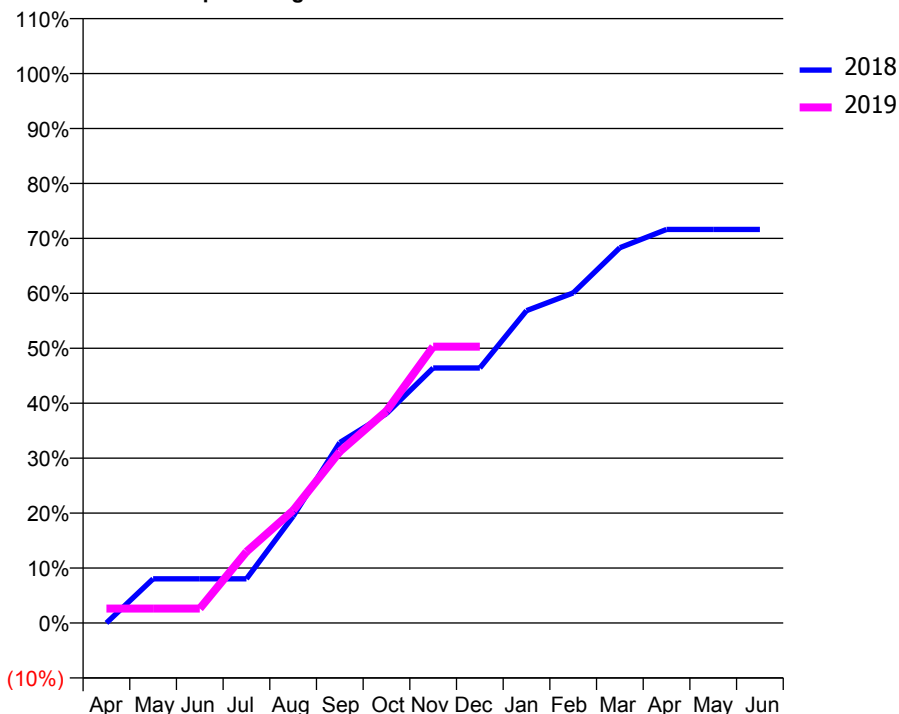
ACCESS*

Patients seen in 24 months	Total	Change since previous quarter
Quarter ending December 2017	373	
Quarter ending March 2018	364	↓
Quarter ending June 2018	347	↓
Quarter ending September 2018	350	→
Quarter ending December 2018	342	↓
Variance since December 2017	(8.3%)	↓



ACTIVITY

Cumulative percentage of contracted UDA delivered 2018 & 2019



Month	Adjusted Scheduled Activity (UDA)	
	2018	2019
April	0	19
May	58	19
June	58	19
July	58	94
August	140	148
September	237	226
October	276	279
November	336	364
December	336	364
January	411	
February	434	
March	494	
April	518	
May	518	
June	518	

QUALITY

	Quantity	Base Number	Contract	AT	Region	England
% of FP17s for the same patient ID Re-attending within 3 months - Children	5	209	2.4%	8.9%	11.3%	11.8%
% of FP17s for the same patient ID Re-attending within 3 months - Adults	5	60	8.3%	13.0%	15.3%	15.6%
% of FP17s for the same patient ID Re-attending between 3 & 9 months - Children	112	209	53.6%	61.9%	61.1%	58.8%
% of FP17s for the same patient ID Re-attending between 3 & 9 months - Adults	26	60	43.3%	52.4%	52.4%	51.0%
% of FP17s for Band 1 Urgent Courses	13	249	5.2%	8.4%	9.5%	9.0%
% of FP17s Relating to Free Repair or Replacements	0	249	0.0%	0.7%	0.7%	0.8%
% of FP17s Relating to Continuations	0	249	0.0%	0.8%	0.8%	0.9%
% of Patients satisfied with the dentistry they have received	2	2	N/A	93.8%	93.1%	93.2%
% of Patients satisfied with the time they had to wait for an appointment	2	2	N/A	87.7%	87.8%	88.3%

* This is based on patients treated on this contract for their most recent course of treatment. Figures in italics indicate the base number of FP17s or Patient Questionnaire responses are less than 100. N/A is shown where the base number of responses is less than 10 during the period. % is calculated as Quantity/Base number*100

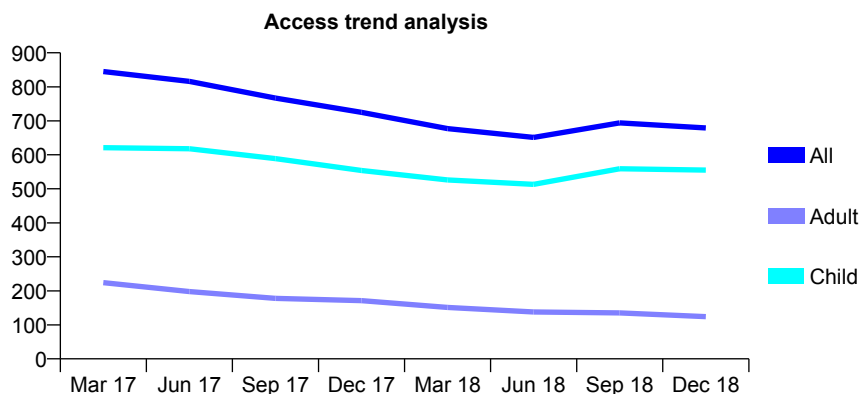
Q64 - Vital Signs At a Glance Contract Report for 320072/0001 - December 2018

Name or company name	Larkhall Dental Rooms
Contract type name	GDS Contract
Purpose of contract	General
Contract start date	01/04/2006
Contract end date	

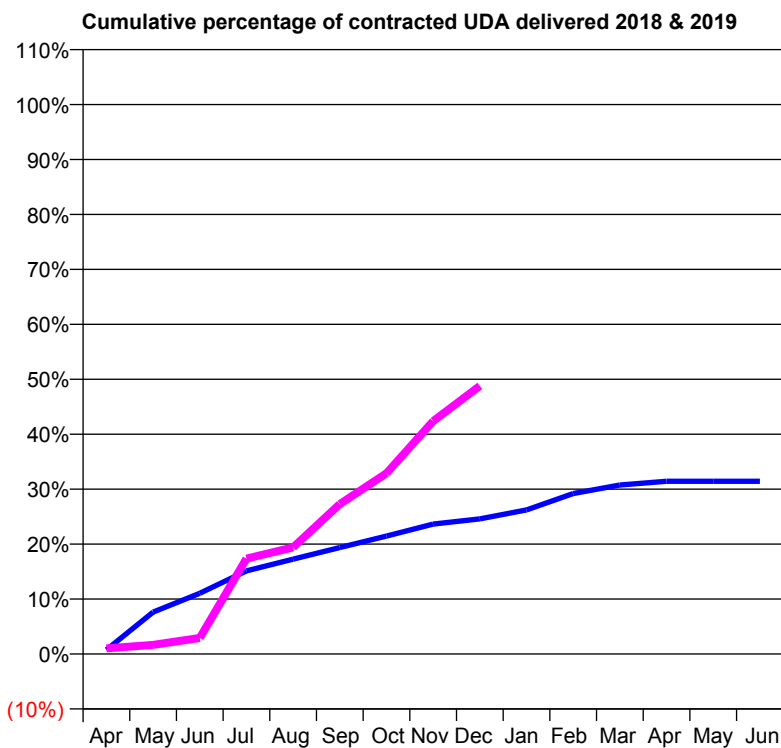
18/19 Contracted general activity (UDA)	2,630
Carry forward general activity (UDA)	0
18/19 Contracted orthodontic activity (UOA)	0
Carry forward orthodontic activity (UOA)	0
Baseline contract value	£85,766.24

ACCESS*

Patients seen in 24 months	Total	Change since previous quarter
Quarter ending December 2017	725	
Quarter ending March 2018	677	↓
Quarter ending June 2018	651	↓
Quarter ending September 2018	694	↑
Quarter ending December 2018	679	↓
Variance since December 2017	(6.3%)	↓



ACTIVITY



Month	Adjusted Scheduled Activity (UDA)	
	2018	2019
April	20	27
May	201	43
June	291	77
July	398	456
August	454	510
September	510	718
October	565	865
November	622	1,115
December	647	1,283
January	690	
February	768	
March	809	
April	827	
May	827	
June	827	

QUALITY

	Quantity	Base Number	Contract	AT	Region	England
% of FP17s for the same patient ID Re-attending within 3 months - Children	32	821	3.9%	8.9%	11.3%	11.8%
% of FP17s for the same patient ID Re-attending within 3 months - Adults	30	141	21.3%	13.0%	15.3%	15.6%
% of FP17s for the same patient ID Re-attending between 3 & 9 months - Children	437	821	53.2%	61.9%	61.1%	58.8%
% of FP17s for the same patient ID Re-attending between 3 & 9 months - Adults	74	141	52.5%	52.4%	52.4%	51.0%
% of FP17s for Band 1 Urgent Courses	22	665	3.3%	8.4%	9.5%	9.0%
% of FP17s Relating to Free Repair or Replacements	1	665	0.2%	0.7%	0.7%	0.8%
% of FP17s Relating to Continuations	0	665	0.0%	0.8%	0.8%	0.9%
% of Patients satisfied with the dentistry they have received	0	0	N/A	93.8%	93.1%	93.2%
% of Patients satisfied with the time they had to wait for an appointment	0	0	N/A	87.7%	87.8%	88.3%

* This is based on patients treated on this contract for their most recent course of treatment. Figures in italics indicate the base number of FP17s or Patient Questionnaire responses are less than 100. N/A is shown where the base number of responses is less than 10 during the period. % is calculated as Quantity/Base number*100

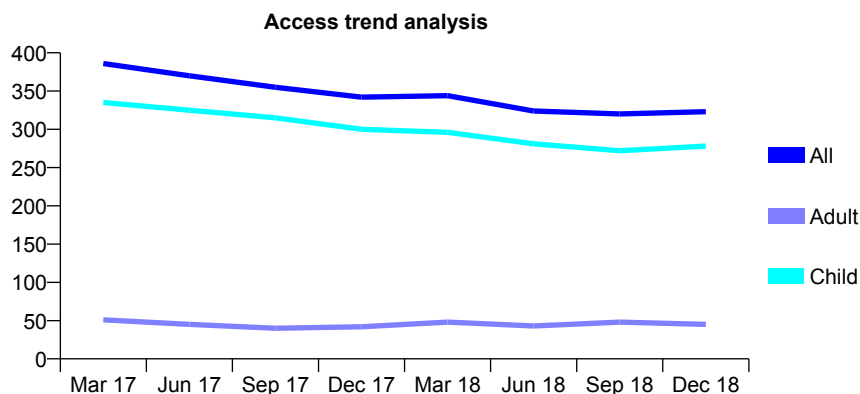
Q64 - Vital Signs At a Glance Contract Report for 325058/0001 - December 2018

Name or company name	Batheaston Dental Rooms Partnership
Contract type name	GDS Contract
Purpose of contract	General
Contract start date	01/04/2006
Contract end date	

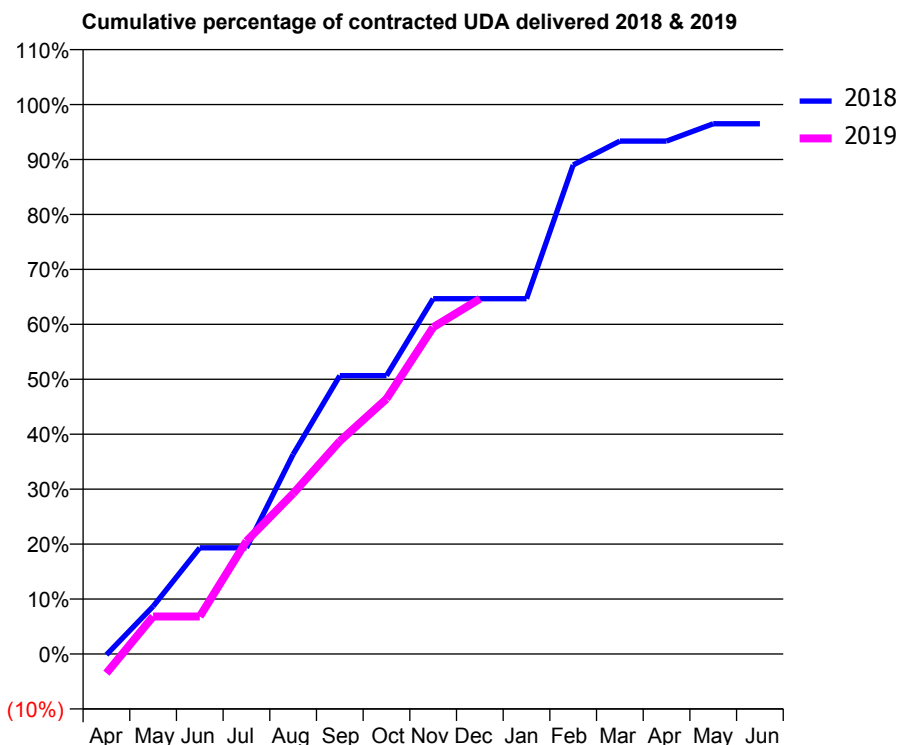
18/19 Contracted general activity (UDA)	600
Carry forward general activity (UDA)	21
18/19 Contracted orthodontic activity (UOA)	0
Carry forward orthodontic activity (UOA)	0
Baseline contract value	£16,296.13

ACCESS*

Patients seen in 24 months	Total	Change since previous quarter
Quarter ending December 2017	342	
Quarter ending March 2018	344	→
Quarter ending June 2018	324	↓
Quarter ending September 2018	320	↓
Quarter ending December 2018	323	→
Variance since December 2017	(5.6%)	↓



ACTIVITY



Month	Adjusted Scheduled Activity (UDA)	
	2018	2019
April	-1	-21
May	52	41
June	116	41
July	116	123
August	218	175
September	304	232
October	304	279
November	388	357
December	388	388
January	388	
February	534	
March	560	
April	560	
May	579	
June	579	

QUALITY

	Quantity	Base Number	Contract	AT	Region	England
% of FP17s for the same patient ID Re-attending within 3 months - Children	8	315	2.5%	8.9%	11.3%	11.8%
% of FP17s for the same patient ID Re-attending within 3 months - Adults	0	14	0.0%	13.0%	15.3%	15.6%
% of FP17s for the same patient ID Re-attending between 3 & 9 months - Children	197	315	62.5%	61.9%	61.1%	58.8%
% of FP17s for the same patient ID Re-attending between 3 & 9 months - Adults	12	14	85.7%	52.4%	52.4%	51.0%
% of FP17s for Band 1 Urgent Courses	4	313	1.3%	8.4%	9.5%	9.0%
% of FP17s Relating to Free Repair or Replacements	0	313	0.0%	0.7%	0.7%	0.8%
% of FP17s Relating to Continuations	2	313	0.6%	0.8%	0.8%	0.9%
% of Patients satisfied with the dentistry they have received	0	0	N/A	93.8%	93.1%	93.2%
% of Patients satisfied with the time they had to wait for an appointment	0	0	N/A	87.7%	87.8%	88.3%

* This is based on patients treated on this contract for their most recent course of treatment. Figures in italics indicate the base number of FP17s or Patient Questionnaire responses are less than 100. N/A is shown where the base number of responses is less than 10 during the period. % is calculated as Quantity/Base number*100

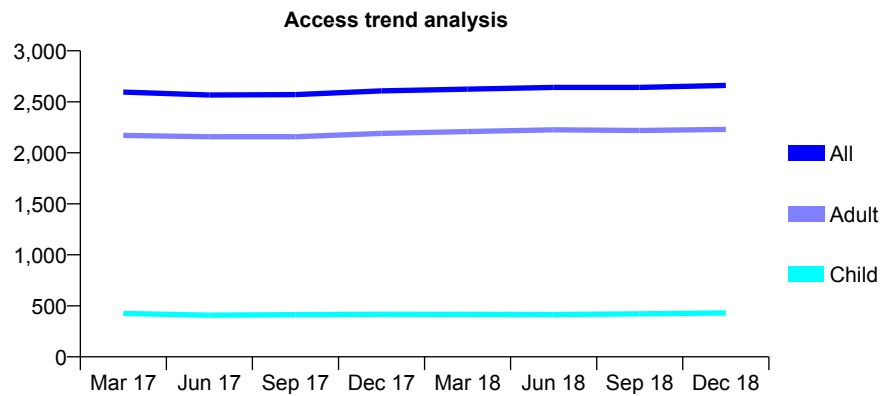
Q64 - Vital Signs At a Glance Contract Report for 325899/0001 - December 2018

Name or company name	MR ID STORRAR
Contract type name	GDS Contract
Purpose of contract	General
Contract start date	01/04/2006
Contract end date	

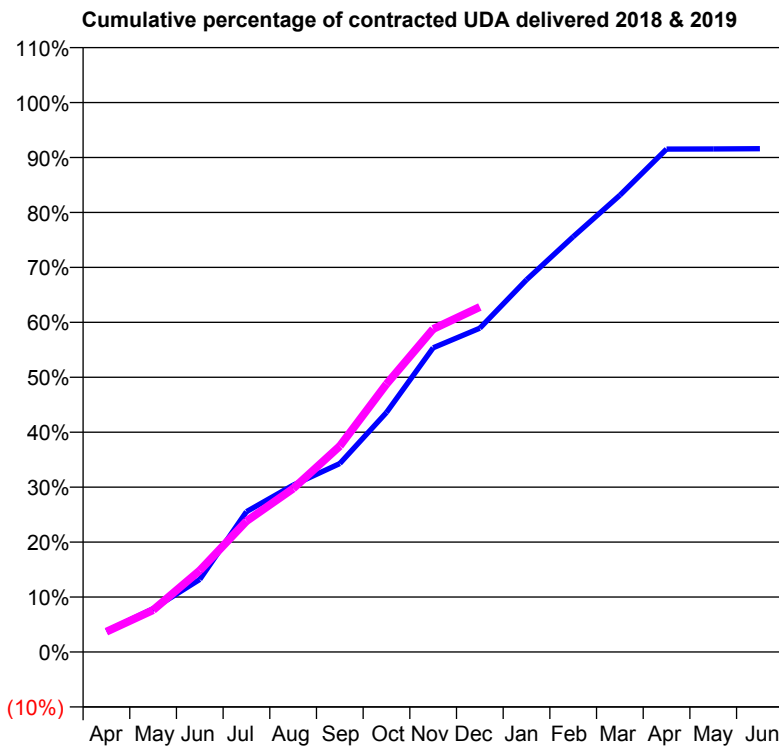
18/19 Contracted general activity (UDA)	7,900
Carry forward general activity (UDA)	0
18/19 Contracted orthodontic activity (UOA)	0
Carry forward orthodontic activity (UOA)	0
Baseline contract value	£168,472.48

ACCESS*

Patients seen in 24 months	Total	Change since previous quarter
Quarter ending December 2017	2,607	
Quarter ending March 2018	2,624	→
Quarter ending June 2018	2,641	→
Quarter ending September 2018	2,641	→
Quarter ending December 2018	2,661	→
Variance since December 2017	2.1%	↑



ACTIVITY



Adjusted Scheduled Activity (UDA)		
Month	2018	2019
April	297	292
May	622	603
June	1,044	1,173
July	2,019	1,882
August	2,400	2,350
September	2,710	2,960
October	3,444	3,853
November	4,374	4,645
December	4,656	4,961
January	5,352	
February	5,971	
March	6,568	
April	7,231	
May	7,233	
June	7,236	

QUALITY

	Quantity	Base Number	Contract	AT	Region	England
% of FP17s for the same patient ID Re-attending within 3 months - Children	55	582	9.5%	8.9%	11.3%	11.8%
% of FP17s for the same patient ID Re-attending within 3 months - Adults	343	2,543	13.5%	13.0%	15.3%	15.6%
% of FP17s for the same patient ID Re-attending between 3 & 9 months - Children	361	582	62.0%	61.9%	61.1%	58.8%
% of FP17s for the same patient ID Re-attending between 3 & 9 months - Adults	1,325	2,543	52.1%	52.4%	52.4%	51.0%
% of FP17s for Band 1 Urgent Courses	203	2,774	7.3%	8.4%	9.5%	9.0%
% of FP17s Relating to Free Repair or Replacements	59	2,774	2.1%	0.7%	0.7%	0.8%
% of FP17s Relating to Continuations	48	2,774	1.7%	0.8%	0.8%	0.9%
% of Patients satisfied with the dentistry they have received	5	5	N/A	93.8%	93.1%	93.2%
% of Patients satisfied with the time they had to wait for an appointment	5	5	N/A	87.7%	87.8%	88.3%

* This is based on patients treated on this contract for their most recent course of treatment. Figures in italics indicate the base number of FP17s or Patient Questionnaire responses are less than 100. N/A is shown where the base number of responses is less than 10 during the period. % is calculated as Quantity/Base number*100

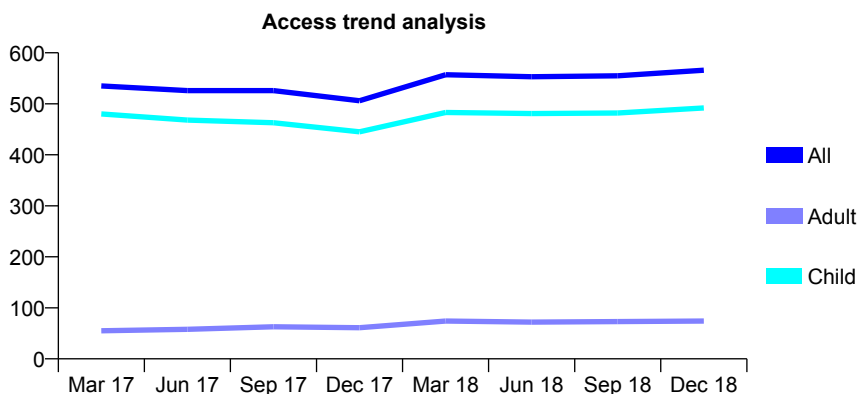
Q64 - Vital Signs At a Glance Contract Report for 334219/0001 - December 2018

Name or company name	MR NM HARRIS
Contract type name	GDS Contract
Purpose of contract	General
Contract start date	01/04/2006
Contract end date	

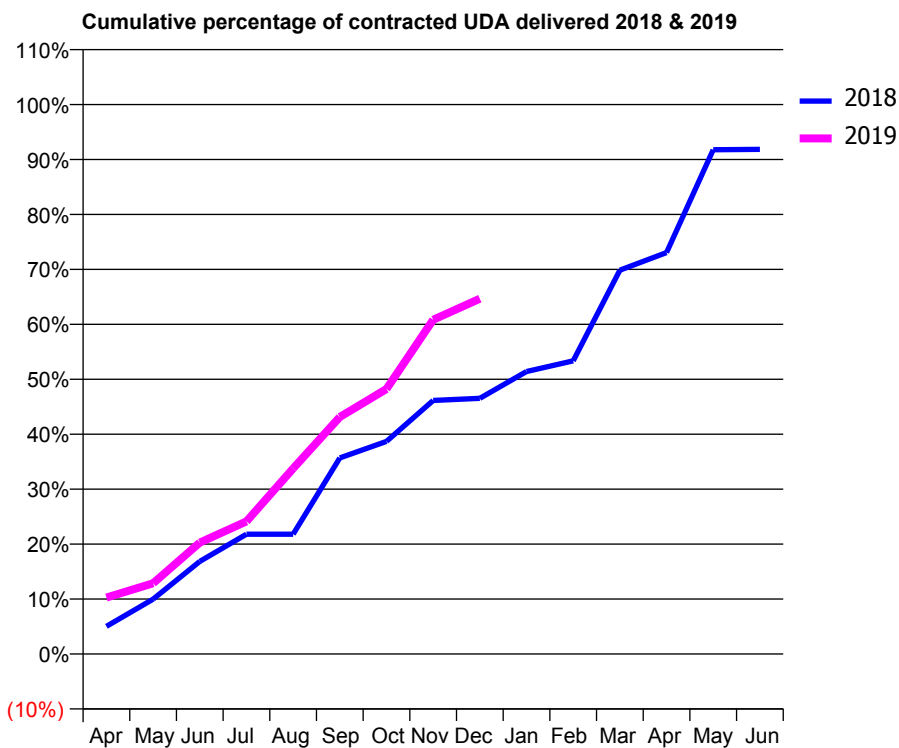
18/19 Contracted general activity (UDA)	1,850
Carry forward general activity (UDA)	0
18/19 Contracted orthodontic activity (UOA)	0
Carry forward orthodontic activity (UOA)	0
Baseline contract value	£63,222.78

ACCESS*

Patients seen in 24 months	Total	Change since previous quarter
Quarter ending December 2017	506	
Quarter ending March 2018	557	↑
Quarter ending June 2018	553	→
Quarter ending September 2018	555	→
Quarter ending December 2018	566	→
Variance since December 2017	11.9%	↑



ACTIVITY



Month	Adjusted Scheduled Activity (UDA)	
	2018	2019
April	93	190
May	185	238
June	312	375
July	403	446
August	403	625
September	660	798
October	716	892
November	854	1,125
December	861	1,196
January	951	
February	987	
March	1,292	
April	1,351	
May	1,698	
June	1,699	

QUALITY

	Quantity	Base Number	Contract	AT	Region	England
% of FP17s for the same patient ID Re-attending within 3 months - Children	34	670	5.1%	8.9%	11.3%	11.8%
% of FP17s for the same patient ID Re-attending within 3 months - Adults	2	28	7.1%	13.0%	15.3%	15.6%
% of FP17s for the same patient ID Re-attending between 3 & 9 months - Children	519	670	77.5%	61.9%	61.1%	58.8%
% of FP17s for the same patient ID Re-attending between 3 & 9 months - Adults	21	28	75.0%	52.4%	52.4%	51.0%
% of FP17s for Band 1 Urgent Courses	36	646	5.6%	8.4%	9.5%	9.0%
% of FP17s Relating to Free Repair or Replacements	1	646	0.2%	0.7%	0.7%	0.8%
% of FP17s Relating to Continuations	0	646	0.0%	0.8%	0.8%	0.9%
% of Patients satisfied with the dentistry they have received	1	1	N/A	93.8%	93.1%	93.2%
% of Patients satisfied with the time they had to wait for an appointment	1	1	N/A	87.7%	87.8%	88.3%

* This is based on patients treated on this contract for their most recent course of treatment. Figures in italics indicate the base number of FP17s or Patient Questionnaire responses are less than 100. N/A is shown where the base number of responses is less than 10 during the period. % is calculated as Quantity/Base number*100

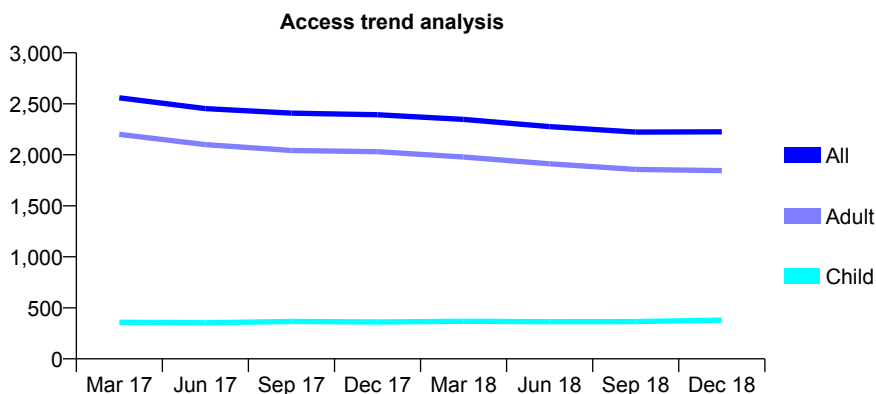
Q64 - Vital Signs At a Glance Contract Report for 335193/0001 - December 2018

Name or company name	MISS KJ TIMOTHY
Contract type name	GDS Contract
Purpose of contract	General
Contract start date	01/04/2006
Contract end date	

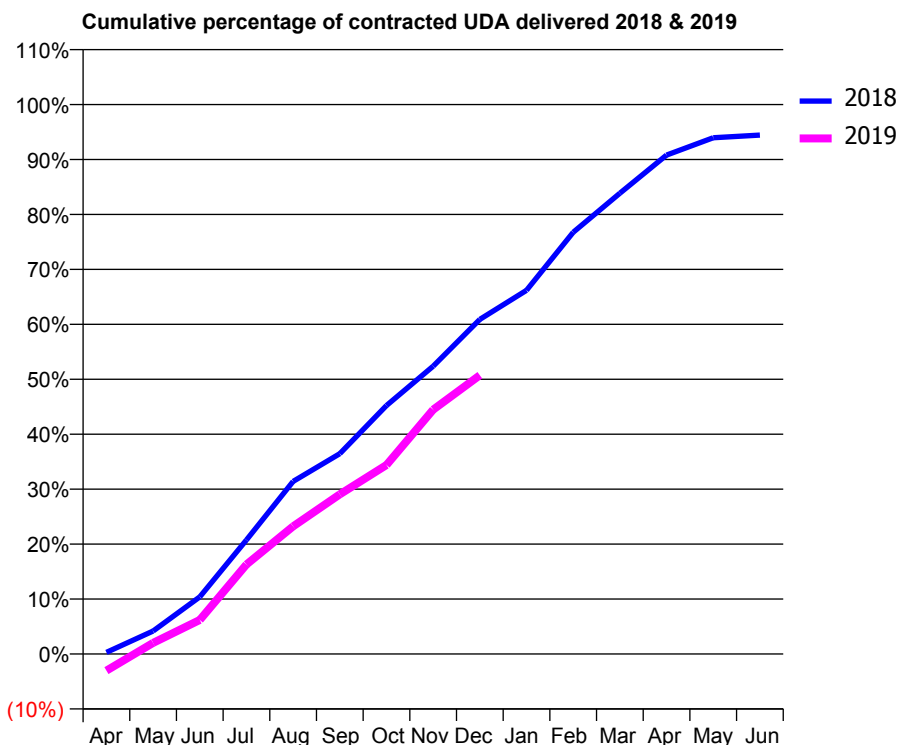
18/19 Contracted general activity (UDA)	6,535
Carry forward general activity (UDA)	363
18/19 Contracted orthodontic activity (UOA)	0
Carry forward orthodontic activity (UOA)	0
Baseline contract value	£192,690.85

ACCESS*

Patients seen in 24 months	Total	Change since previous quarter
Quarter ending December 2017	2,393	
Quarter ending March 2018	2,347	↓
Quarter ending June 2018	2,276	↓
Quarter ending September 2018	2,223	↓
Quarter ending December 2018	2,225	→
Variance since December 2017	(7.0%)	↓



ACTIVITY



Month	Adjusted Scheduled Activity (UDA)	
	2018	2019
April	20	-199
May	273	132
June	680	406
July	1,356	1,065
August	2,053	1,519
September	2,383	1,898
October	2,956	2,248
November	3,424	2,907
December	3,979	3,316
January	4,326	
February	5,015	
March	5,480	
April	5,934	
May	6,140	
June	6,172	

QUALITY

	Quantity	Base Number	Contract	AT	Region	England
% of FP17s for the same patient ID Re-attending within 3 months - Children	46	466	9.9%	8.9%	11.3%	11.8%
% of FP17s for the same patient ID Re-attending within 3 months - Adults	248	1,898	13.1%	13.0%	15.3%	15.6%
% of FP17s for the same patient ID Re-attending between 3 & 9 months - Children	311	466	66.7%	61.9%	61.1%	58.8%
% of FP17s for the same patient ID Re-attending between 3 & 9 months - Adults	1,070	1,898	56.4%	52.4%	52.4%	51.0%
% of FP17s for Band 1 Urgent Courses	114	2,136	5.3%	8.4%	9.5%	9.0%
% of FP17s Relating to Free Repair or Replacements	20	2,136	0.9%	0.7%	0.7%	0.8%
% of FP17s Relating to Continuations	53	2,136	2.5%	0.8%	0.8%	0.9%
% of Patients satisfied with the dentistry they have received	2	2	N/A	93.8%	93.1%	93.2%
% of Patients satisfied with the time they had to wait for an appointment	2	2	N/A	87.7%	87.8%	88.3%

* This is based on patients treated on this contract for their most recent course of treatment. Figures in italics indicate the base number of FP17s or Patient Questionnaire responses are less than 100. N/A is shown where the base number of responses is less than 10 during the period. % is calculated as Quantity/Base number*100

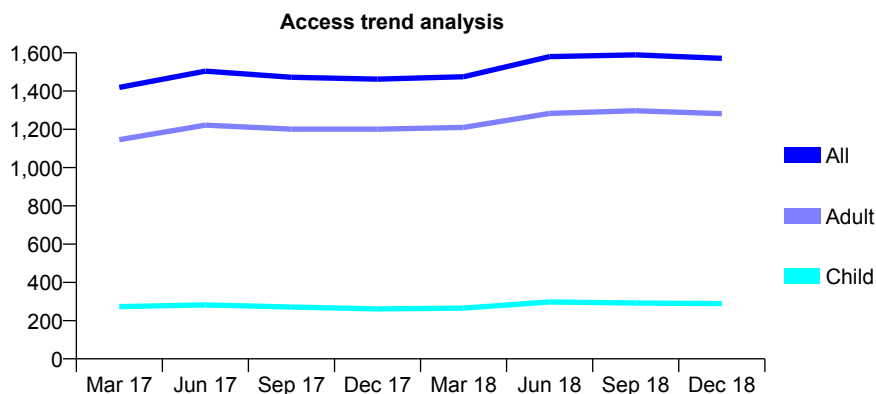
Q64 - Vital Signs At a Glance Contract Report for 335649/0001 - December 2018

Name or company name	MR GS SOLKER
Contract type name	GDS Contract
Purpose of contract	General
Contract start date	12/06/2006
Contract end date	

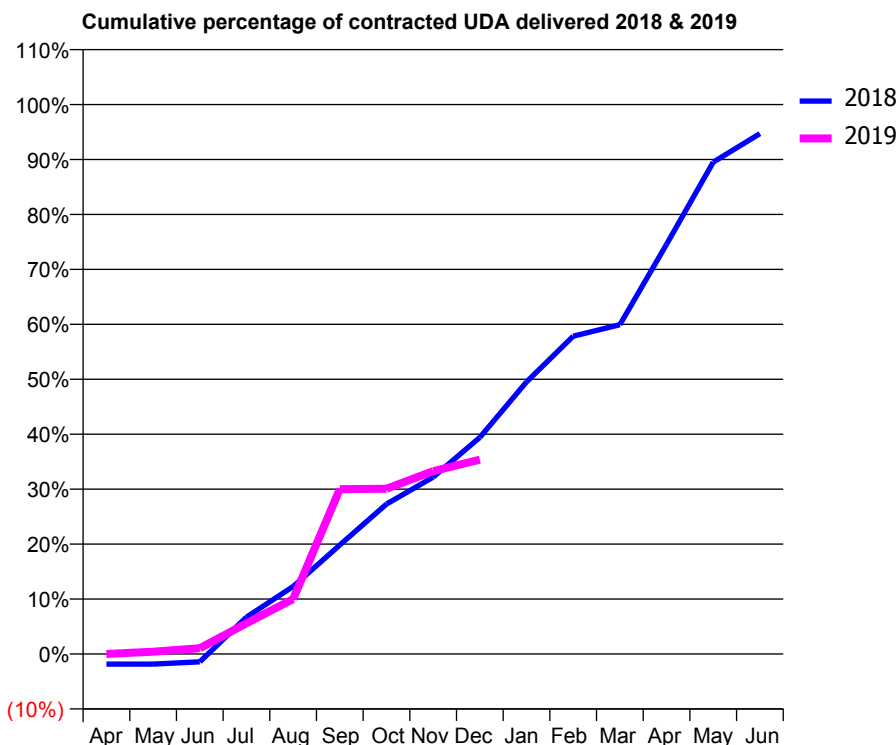
18/19 Contracted general activity (UDA)	3,861
Carry forward general activity (UDA)	0
18/19 Contracted orthodontic activity (UOA)	0
Carry forward orthodontic activity (UOA)	0
Baseline contract value	£90,886.20

ACCESS*

Patients seen in 24 months	Total	Change since previous quarter
Quarter ending December 2017	1,462	
Quarter ending March 2018	1,475	→
Quarter ending June 2018	1,580	↑
Quarter ending September 2018	1,589	→
Quarter ending December 2018	1,571	↓
Variance since December 2017	7.5%	↑



ACTIVITY



Month	Adjusted Scheduled Activity (UDA)	
	2018	2019
April	-72	0
May	-72	16
June	-56	41
July	259	216
August	475	386
September	766	1,159
October	1,054	1,162
November	1,243	1,285
December	1,522	1,366
January	1,912	
February	2,233	
March	2,314	
April	2,879	
May	3,456	
June	3,656	

QUALITY

	Quantity	Base Number	Contract	AT	Region	England
% of FP17s for the same patient ID Re-attending within 3 months - Children	7	291	2.4%	8.9%	11.3%	11.8%
% of FP17s for the same patient ID Re-attending within 3 months - Adults	89	1,166	7.6%	13.0%	15.3%	15.6%
% of FP17s for the same patient ID Re-attending between 3 & 9 months - Children	162	291	55.7%	61.9%	61.1%	58.8%
% of FP17s for the same patient ID Re-attending between 3 & 9 months - Adults	631	1,166	54.1%	52.4%	52.4%	51.0%
% of FP17s for Band 1 Urgent Courses	3	830	0.4%	8.4%	9.5%	9.0%
% of FP17s Relating to Free Repair or Replacements	5	830	0.6%	0.7%	0.7%	0.8%
% of FP17s Relating to Continuations	0	830	0.0%	0.8%	0.8%	0.9%
% of Patients satisfied with the dentistry they have received	4	4	N/A	93.8%	93.1%	93.2%
% of Patients satisfied with the time they had to wait for an appointment	4	4	N/A	87.7%	87.8%	88.3%

* This is based on patients treated on this contract for their most recent course of treatment. Figures in italics indicate the base number of FP17s or Patient Questionnaire responses are less than 100. N/A is shown where the base number of responses is less than 10 during the period. % is calculated as Quantity/Base number*100

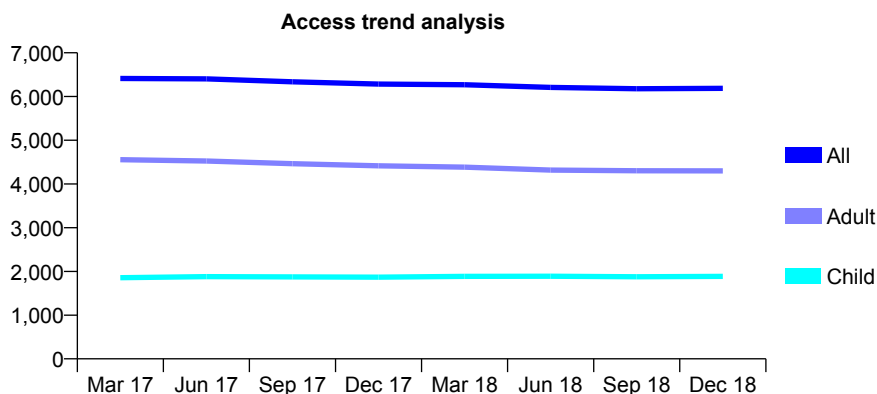
Q64 - Vital Signs At a Glance Contract Report for 344354/0001 - December 2018

Name or company name	MR CS FULLAWAY
Contract type name	GDS Contract
Purpose of contract	General
Contract start date	01/04/2006
Contract end date	

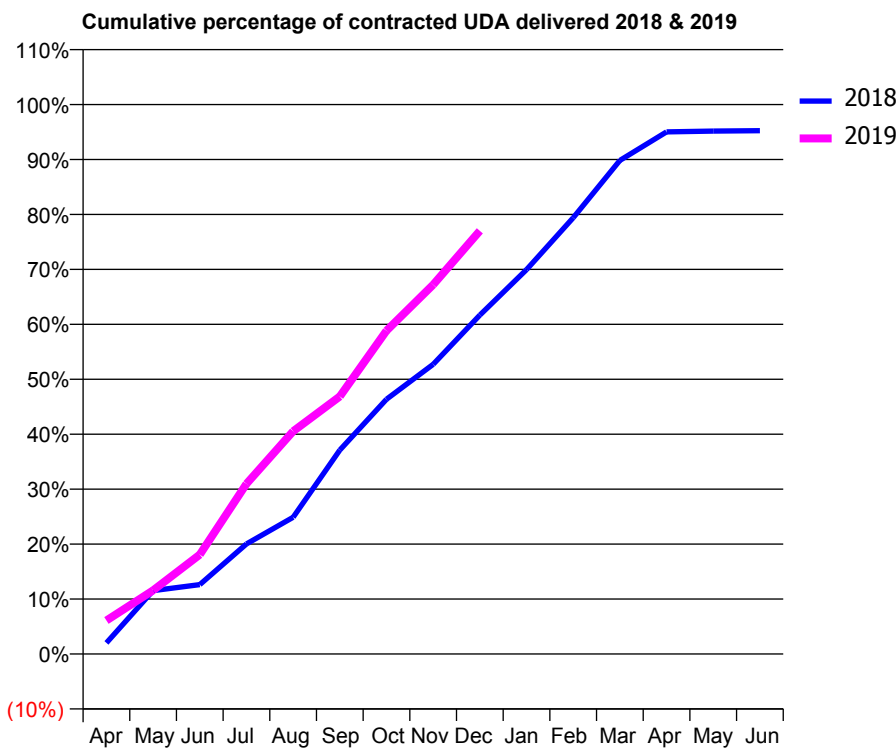
18/19 Contracted general activity (UDA)	12,742
Carry forward general activity (UDA)	0
18/19 Contracted orthodontic activity (UOA)	0
Carry forward orthodontic activity (UOA)	0
Baseline contract value	£350,242.19

ACCESS*

Patients seen in 24 months	Total	Change since previous quarter
Quarter ending December 2017	6,284	
Quarter ending March 2018	6,271	→
Quarter ending June 2018	6,207	↓
Quarter ending September 2018	6,179	→
Quarter ending December 2018	6,187	→
Variance since December 2017	(1.5%)	↓



ACTIVITY



Month	Adjusted Scheduled Activity (UDA)	
	2018	2019
April	259	779
May	1,472	1,475
June	1,608	2,306
July	2,553	3,947
August	3,171	5,165
September	4,730	5,971
October	5,906	7,498
November	6,718	8,564
December	7,858	9,814
January	8,913	
February	10,115	
March	11,445	
April	12,108	
May	12,125	
June	12,134	

QUALITY

	Quantity	Base Number	Contract	AT	Region	England
% of FP17s for the same patient ID Re-attending within 3 months - Children	100	1,895	5.3%	8.9%	11.3%	11.8%
% of FP17s for the same patient ID Re-attending within 3 months - Adults	677	4,174	16.2%	13.0%	15.3%	15.6%
% of FP17s for the same patient ID Re-attending between 3 & 9 months - Children	1,032	1,895	54.5%	61.9%	61.1%	58.8%
% of FP17s for the same patient ID Re-attending between 3 & 9 months - Adults	1,828	4,174	43.8%	52.4%	52.4%	51.0%
% of FP17s for Band 1 Urgent Courses	601	5,293	11.4%	8.4%	9.5%	9.0%
% of FP17s Relating to Free Repair or Replacements	65	5,293	1.2%	0.7%	0.7%	0.8%
% of FP17s Relating to Continuations	39	5,293	0.7%	0.8%	0.8%	0.9%
% of Patients satisfied with the dentistry they have received	10	11	90.9%	93.8%	93.1%	93.2%
% of Patients satisfied with the time they had to wait for an appointment	8	11	72.7%	87.7%	87.8%	88.3%

* This is based on patients treated on this contract for their most recent course of treatment. Figures in italics indicate the base number of FP17s or Patient Questionnaire responses are less than 100. N/A is shown where the base number of responses is less than 10 during the period. % is calculated as Quantity/Base number*100

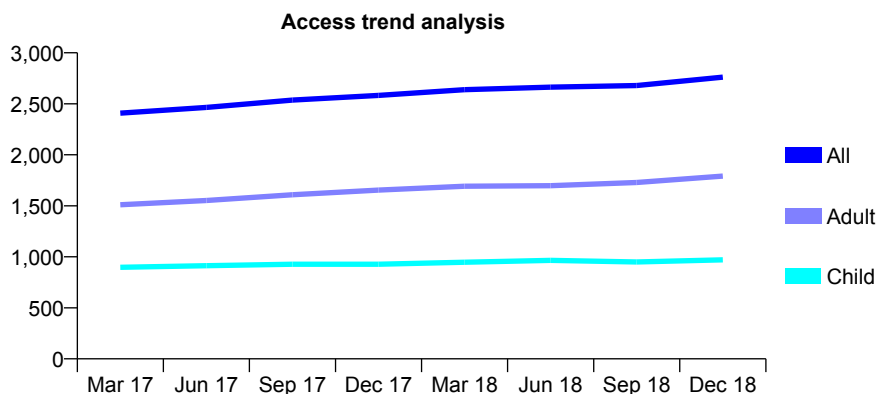
Q64 - Vital Signs At a Glance Contract Report for 354198/0001 - December 2018

Name or company name	MR F ABBASSIAN
Contract type name	GDS Contract
Purpose of contract	General
Contract start date	01/04/2006
Contract end date	

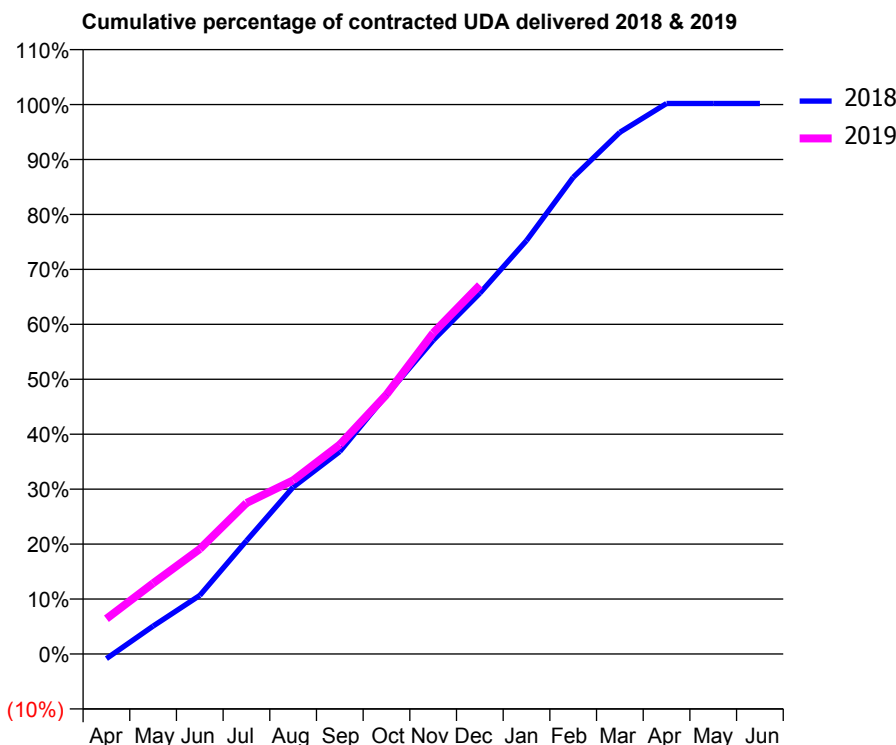
18/19 Contracted general activity (UDA)	8,643
Carry forward general activity (UDA)	-17
18/19 Contracted orthodontic activity (UOA)	0
Carry forward orthodontic activity (UOA)	0
Baseline contract value	£218,559.40

ACCESS*

Patients seen in 24 months	Total	Change since previous quarter
Quarter ending December 2017	2,582	
Quarter ending March 2018	2,639	↑
Quarter ending June 2018	2,663	→
Quarter ending September 2018	2,679	→
Quarter ending December 2018	2,761	↑
Variance since December 2017	6.9%	↑



ACTIVITY



Month	Adjusted Scheduled Activity (UDA)	
	2018	2019
April	-75	555
May	440	1,113
June	922	1,651
July	1,783	2,375
August	2,624	2,731
September	3,186	3,293
October	4,074	4,081
November	4,935	5,050
December	5,674	5,801
January	6,503	
February	7,497	
March	8,206	
April	8,660	
May	8,660	
June	8,660	

QUALITY

	Quantity	Base Number	Contract	AT	Region	England
% of FP17s for the same patient ID Re-attending within 3 months - Children	68	1,113	6.1%	8.9%	11.3%	11.8%
% of FP17s for the same patient ID Re-attending within 3 months - Adults	220	1,755	12.5%	13.0%	15.3%	15.6%
% of FP17s for the same patient ID Re-attending between 3 & 9 months - Children	740	1,113	66.5%	61.9%	61.1%	58.8%
% of FP17s for the same patient ID Re-attending between 3 & 9 months - Adults	942	1,755	53.7%	52.4%	52.4%	51.0%
% of FP17s for Band 1 Urgent Courses	197	2,691	7.3%	8.4%	9.5%	9.0%
% of FP17s Relating to Free Repair or Replacements	4	2,691	0.1%	0.7%	0.7%	0.8%
% of FP17s Relating to Continuations	22	2,691	0.8%	0.8%	0.8%	0.9%
% of Patients satisfied with the dentistry they have received	2	2	N/A	93.8%	93.1%	93.2%
% of Patients satisfied with the time they had to wait for an appointment	2	2	N/A	87.7%	87.8%	88.3%

* This is based on patients treated on this contract for their most recent course of treatment. Figures in italics indicate the base number of FP17s or Patient Questionnaire responses are less than 100. N/A is shown where the base number of responses is less than 10 during the period. % is calculated as Quantity/Base number*100

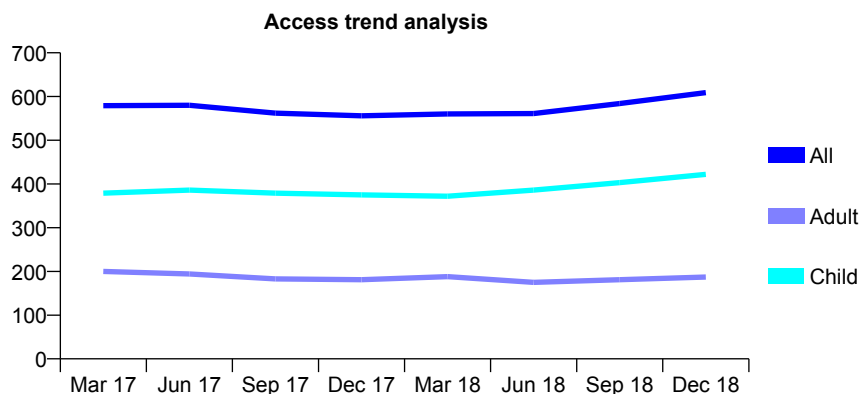
Q64 - Vital Signs At a Glance Contract Report for 354821/0001 - December 2018

Name or company name	MRS EM MARCHANT
Contract type name	GDS Contract
Purpose of contract	General
Contract start date	08/03/2010
Contract end date	

18/19 Contracted general activity (UDA)	1,319
Carry forward general activity (UDA)	0
18/19 Contracted orthodontic activity (UOA)	0
Carry forward orthodontic activity (UOA)	0
Baseline contract value	£28,459.55

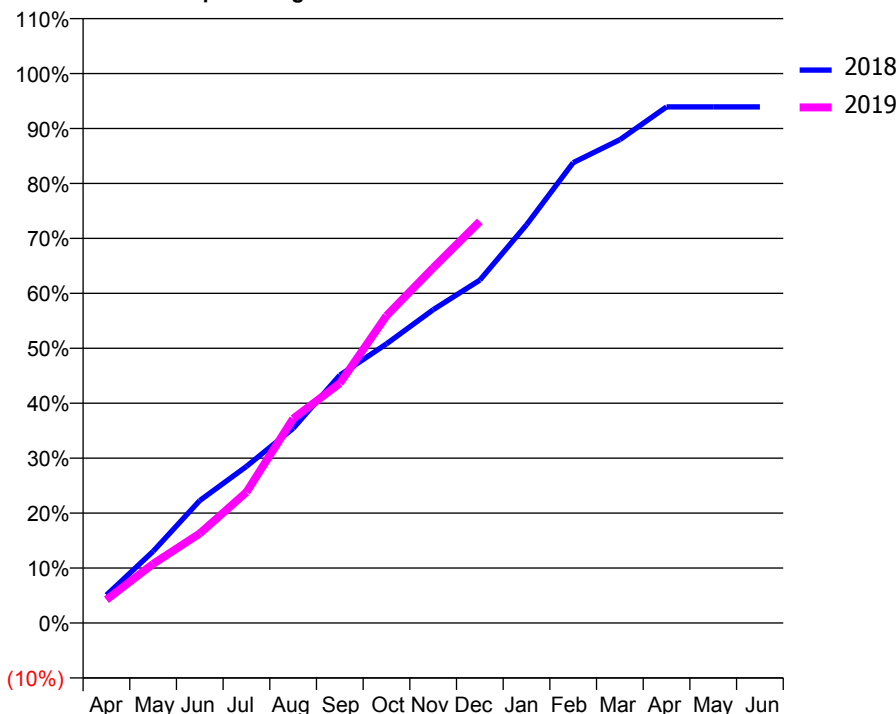
ACCESS*

Patients seen in 24 months	Total	Change since previous quarter
Quarter ending December 2017	556	
Quarter ending March 2018	560	→
Quarter ending June 2018	561	→
Quarter ending September 2018	584	↑
Quarter ending December 2018	609	↑
Variance since December 2017	9.5%	↑



ACTIVITY

Cumulative percentage of contracted UDA delivered 2018 & 2019



Month	Adjusted Scheduled Activity (UDA)	
	2018	2019
April	67	56
May	172	142
June	294	215
July	376	314
August	467	490
September	595	575
October	670	738
November	752	852
December	823	964
January	956	
February	1,105	
March	1,160	
April	1,239	
May	1,239	
June	1,239	

QUALITY

	Quantity	Base Number	Contract	AT	Region	England
% of FP17s for the same patient ID Re-attending within 3 months - Children	33	503	6.6%	8.9%	11.3%	11.8%
% of FP17s for the same patient ID Re-attending within 3 months - Adults	19	148	12.8%	13.0%	15.3%	15.6%
% of FP17s for the same patient ID Re-attending between 3 & 9 months - Children	299	503	59.4%	61.9%	61.1%	58.8%
% of FP17s for the same patient ID Re-attending between 3 & 9 months - Adults	72	148	48.6%	52.4%	52.4%	51.0%
% of FP17s for Band 1 Urgent Courses	14	608	2.3%	8.4%	9.5%	9.0%
% of FP17s Relating to Free Repair or Replacements	0	608	0.0%	0.7%	0.7%	0.8%
% of FP17s Relating to Continuations	0	608	0.0%	0.8%	0.8%	0.9%
% of Patients satisfied with the dentistry they have received	2	2	N/A	93.8%	93.1%	93.2%
% of Patients satisfied with the time they had to wait for an appointment	2	2	N/A	87.7%	87.8%	88.3%

* This is based on patients treated on this contract for their most recent course of treatment. Figures in italics indicate the base number of FP17s or Patient Questionnaire responses are less than 100. N/A is shown where the base number of responses is less than 10 during the period. % is calculated as Quantity/Base number*100

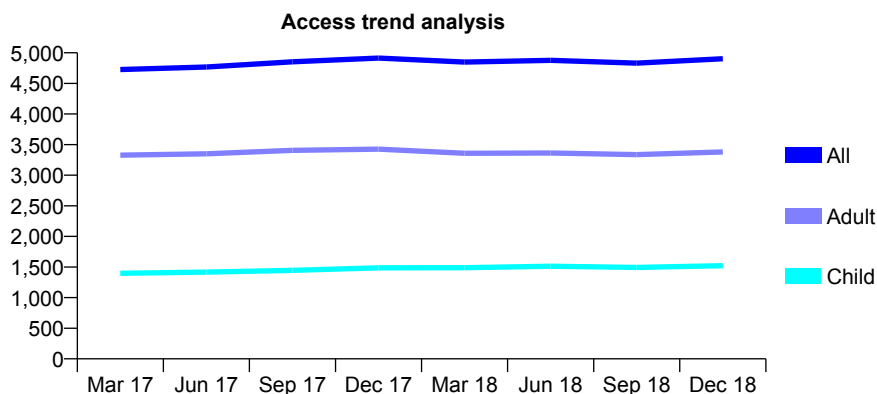
Q64 - Vital Signs At a Glance Contract Report for 363782/0001 - December 2018

Name or company name	MR UH OGUIKE
Contract type name	GDS Contract
Purpose of contract	General
Contract start date	01/10/2008
Contract end date	

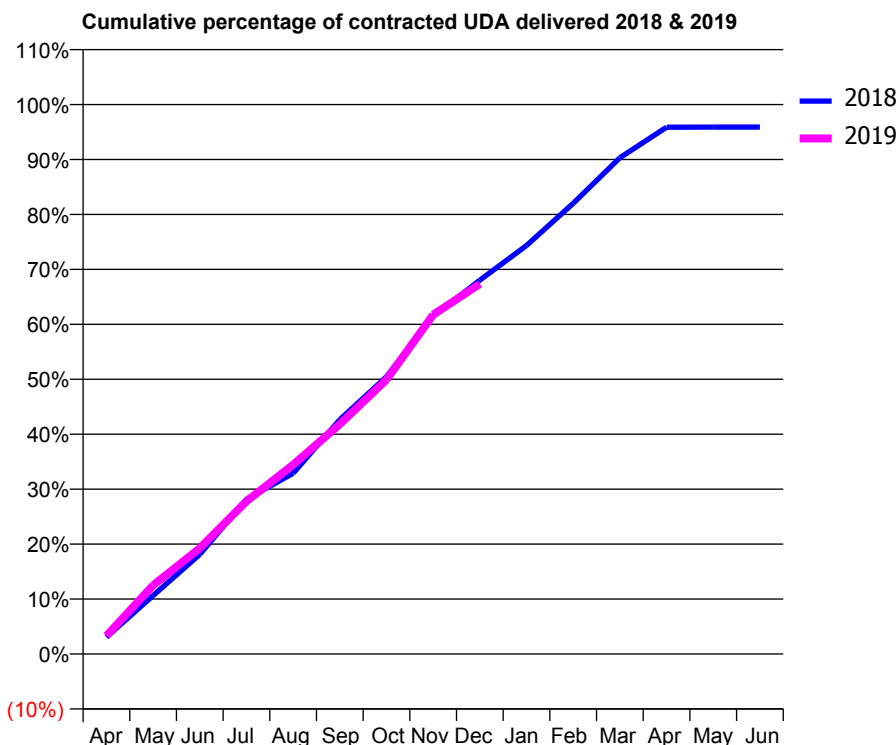
18/19 Contracted general activity (UDA)	13,465
Carry forward general activity (UDA)	0
18/19 Contracted orthodontic activity (UOA)	0
Carry forward orthodontic activity (UOA)	0
Baseline contract value	£326,121.76

ACCESS*

Patients seen in 24 months	Total	Change since previous quarter
Quarter ending December 2017	4,913	
Quarter ending March 2018	4,849	↓
Quarter ending June 2018	4,876	→
Quarter ending September 2018	4,831	→
Quarter ending December 2018	4,902	→
Variance since December 2017	(0.2%)	→



ACTIVITY



Month	Adjusted Scheduled Activity (UDA)	
	2018	2019
April	430	446
May	1,485	1,684
June	2,532	2,591
July	3,933	3,743
August	4,594	4,637
September	5,957	5,632
October	7,047	6,724
November	8,586	8,314
December	9,501	9,069
January	10,381	
February	11,453	
March	12,610	
April	13,388	
May	13,391	
June	13,391	

QUALITY

	Quantity	Base Number	Contract	AT	Region	England
% of FP17s for the same patient ID Re-attending within 3 months - Children	109	1,576	6.9%	8.9%	11.3%	11.8%
% of FP17s for the same patient ID Re-attending within 3 months - Adults	409	3,339	12.2%	13.0%	15.3%	15.6%
% of FP17s for the same patient ID Re-attending between 3 & 9 months - Children	927	1,576	58.8%	61.9%	61.1%	58.8%
% of FP17s for the same patient ID Re-attending between 3 & 9 months - Adults	1,887	3,339	56.5%	52.4%	52.4%	51.0%
% of FP17s for Band 1 Urgent Courses	238	4,542	5.2%	8.4%	9.5%	9.0%
% of FP17s Relating to Free Repair or Replacements	18	4,542	0.4%	0.7%	0.7%	0.8%
% of FP17s Relating to Continuations	36	4,542	0.8%	0.8%	0.8%	0.9%
% of Patients satisfied with the dentistry they have received	4	4	N/A	93.8%	93.1%	93.2%
% of Patients satisfied with the time they had to wait for an appointment	4	4	N/A	87.7%	87.8%	88.3%

* This is based on patients treated on this contract for their most recent course of treatment. Figures in italics indicate the base number of FP17s or Patient Questionnaire responses are less than 100. N/A is shown where the base number of responses is less than 10 during the period. % is calculated as Quantity/Base number*100

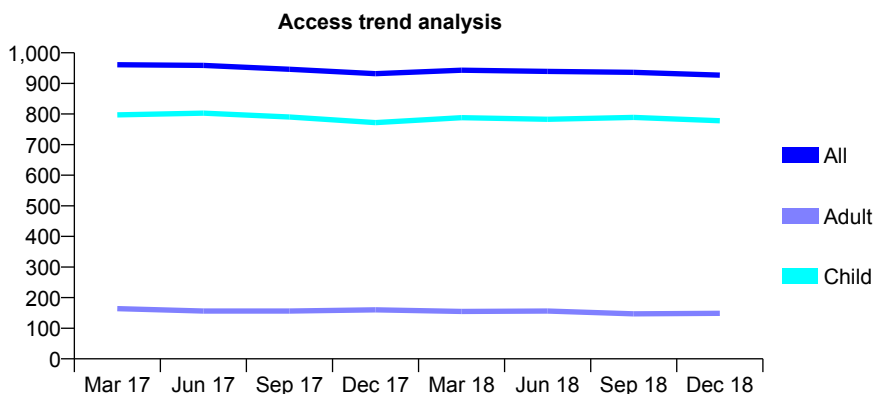
Q64 - Vital Signs At a Glance Contract Report for 386782/0001 - December 2018

Name or company name	MR AA REED
Contract type name	GDS Contract
Purpose of contract	General
Contract start date	01/04/2006
Contract end date	

18/19 Contracted general activity (UDA)	2,000
Carry forward general activity (UDA)	0
18/19 Contracted orthodontic activity (UOA)	0
Carry forward orthodontic activity (UOA)	0
Baseline contract value	£43,594.87

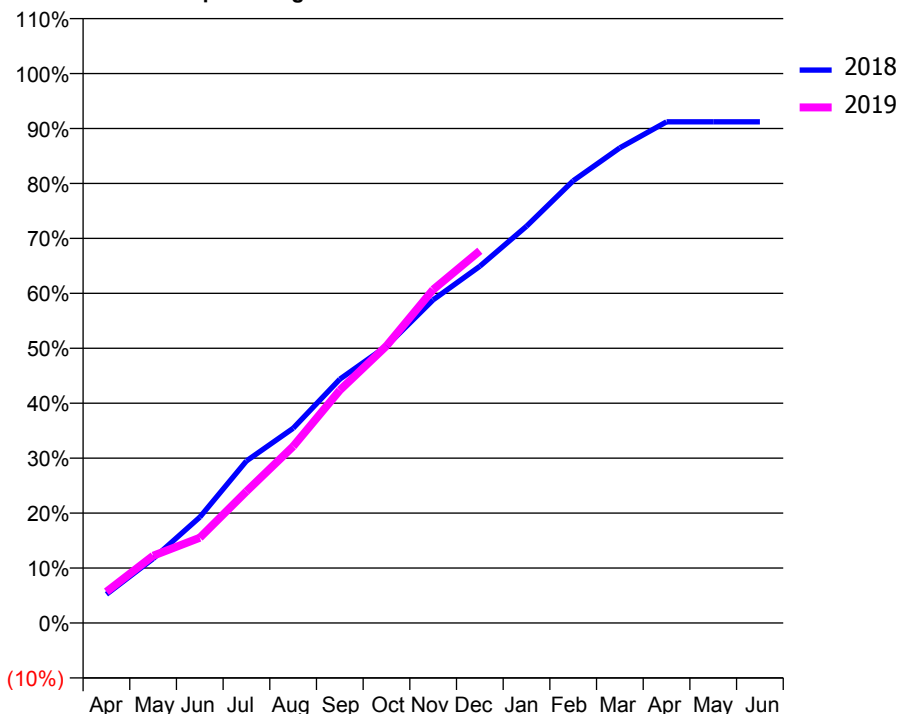
ACCESS*

Patients seen in 24 months	Total	Change since previous quarter
Quarter ending December 2017	932	
Quarter ending March 2018	943	→
Quarter ending June 2018	939	→
Quarter ending September 2018	936	→
Quarter ending December 2018	927	→
Variance since December 2017	(0.5%)	→



ACTIVITY

Cumulative percentage of contracted UDA delivered 2018 & 2019



Month	Adjusted Scheduled Activity (UDA)	
	2018	2019
April	104	114
May	234	245
June	385	310
July	590	479
August	709	643
September	888	847
October	1,008	1,009
November	1,176	1,214
December	1,299	1,355
January	1,444	
February	1,609	
March	1,730	
April	1,824	
May	1,824	
June	1,824	

QUALITY

	Quantity	Base Number	Contract	AT	Region	England
% of FP17s for the same patient ID Re-attending within 3 months - Children	33	679	4.9%	8.9%	11.3%	11.8%
% of FP17s for the same patient ID Re-attending within 3 months - Adults	16	103	15.5%	13.0%	15.3%	15.6%
% of FP17s for the same patient ID Re-attending between 3 & 9 months - Children	264	679	38.9%	61.9%	61.1%	58.8%
% of FP17s for the same patient ID Re-attending between 3 & 9 months - Adults	44	103	42.7%	52.4%	52.4%	51.0%
% of FP17s for Band 1 Urgent Courses	35	725	4.8%	8.4%	9.5%	9.0%
% of FP17s Relating to Free Repair or Replacements	0	725	0.0%	0.7%	0.7%	0.8%
% of FP17s Relating to Continuations	0	725	0.0%	0.8%	0.8%	0.9%
% of Patients satisfied with the dentistry they have received	0	0	N/A	93.8%	93.1%	93.2%
% of Patients satisfied with the time they had to wait for an appointment	0	0	N/A	87.7%	87.8%	88.3%

* This is based on patients treated on this contract for their most recent course of treatment. Figures in italics indicate the base number of FP17s or Patient Questionnaire responses are less than 100. N/A is shown where the base number of responses is less than 10 during the period. % is calculated as Quantity/Base number*100

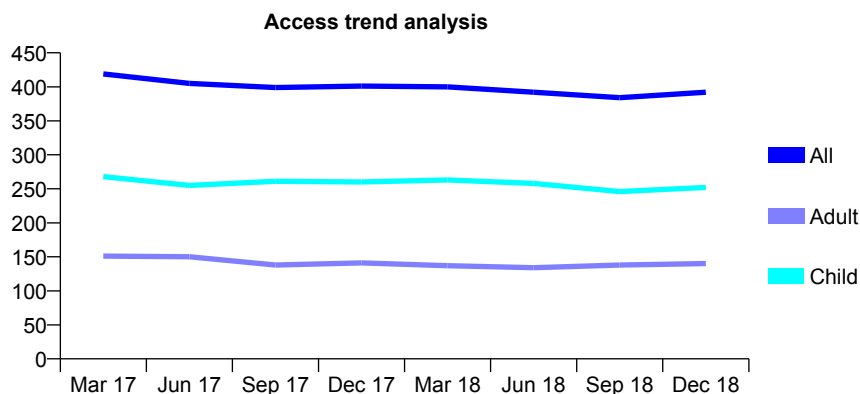
Q64 - Vital Signs At a Glance Contract Report for 559598/0001 - December 2018

Name or company name	MISS RA EVANS
Contract type name	GDS Contract
Purpose of contract	General
Contract start date	01/04/2006
Contract end date	

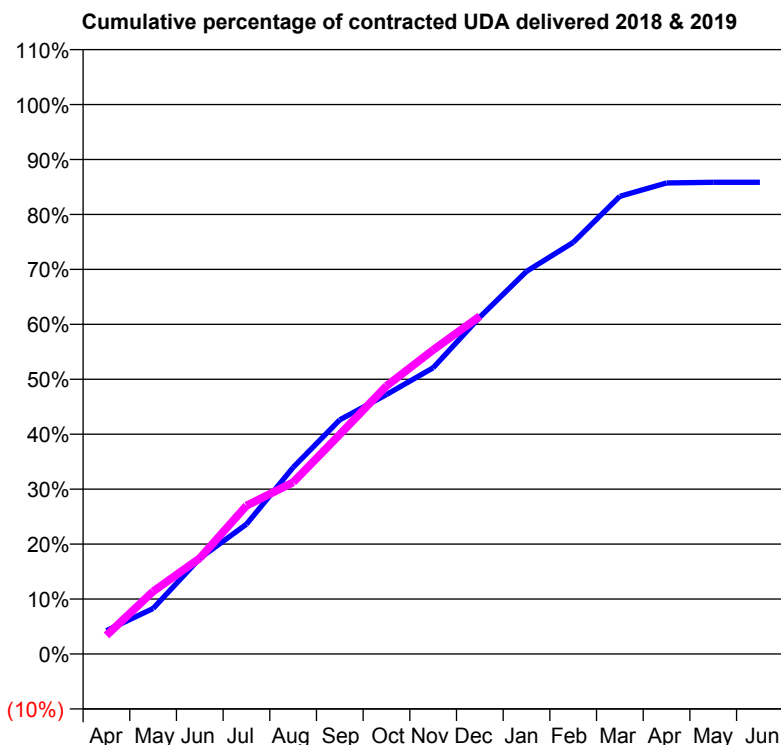
18/19 Contracted general activity (UDA)	900
Carry forward general activity (UDA)	0
18/19 Contracted orthodontic activity (UOA)	0
Carry forward orthodontic activity (UOA)	0
Baseline contract value	£24,448.08

ACCESS*

Patients seen in 24 months	Total	Change since previous quarter
Quarter ending December 2017	401	
Quarter ending March 2018	400	→
Quarter ending June 2018	392	↓
Quarter ending September 2018	384	↓
Quarter ending December 2018	392	↑
Variance since December 2017	(2.2%)	↓



ACTIVITY



Adjusted Scheduled Activity (UDA)		
Month	2018	2019
April	38	30
May	75	103
June	157	157
July	213	243
August	306	281
September	384	360
October	425	439
November	469	498
December	552	553
January	627	
February	674	
March	750	
April	772	
May	773	
June	773	

QUALITY

	Quantity	Base Number	Contract	AT	Region	England
% of FP17s for the same patient ID Re-attending within 3 months - Children	11	290	3.8%	8.9%	11.3%	11.8%
% of FP17s for the same patient ID Re-attending within 3 months - Adults	18	104	17.3%	13.0%	15.3%	15.6%
% of FP17s for the same patient ID Re-attending between 3 & 9 months - Children	132	290	45.5%	61.9%	61.1%	58.8%
% of FP17s for the same patient ID Re-attending between 3 & 9 months - Adults	51	104	49.0%	52.4%	52.4%	51.0%
% of FP17s for Band 1 Urgent Courses	12	375	3.2%	8.4%	9.5%	9.0%
% of FP17s Relating to Free Repair or Replacements	1	375	0.3%	0.7%	0.7%	0.8%
% of FP17s Relating to Continuations	7	375	1.9%	0.8%	0.8%	0.9%
% of Patients satisfied with the dentistry they have received	0	0	N/A	93.8%	93.1%	93.2%
% of Patients satisfied with the time they had to wait for an appointment	0	0	N/A	87.7%	87.8%	88.3%

* This is based on patients treated on this contract for their most recent course of treatment. Figures in italics indicate the base number of FP17s or Patient Questionnaire responses are less than 100. N/A is shown where the base number of responses is less than 10 during the period. % is calculated as Quantity/Base number*100

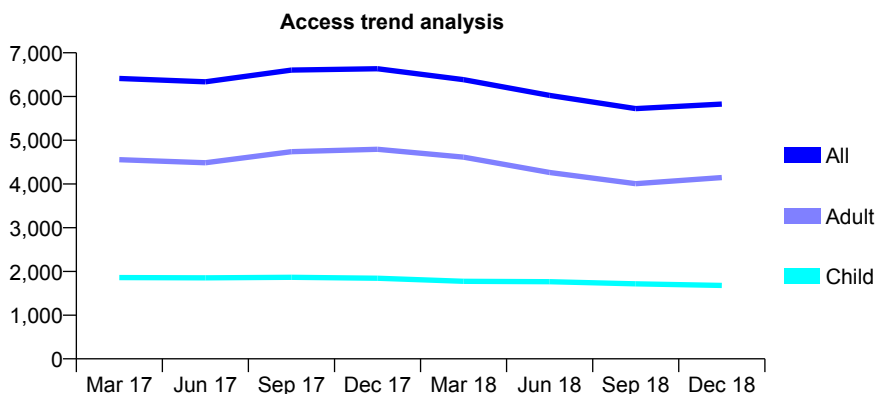
Q64 - Vital Signs At a Glance Contract Report for 564028/0001 - December 2018

Name or company name	Westbury Dental Surgery Partnership
Contract type name	GDS Contract
Purpose of contract	General
Contract start date	01/04/2006
Contract end date	

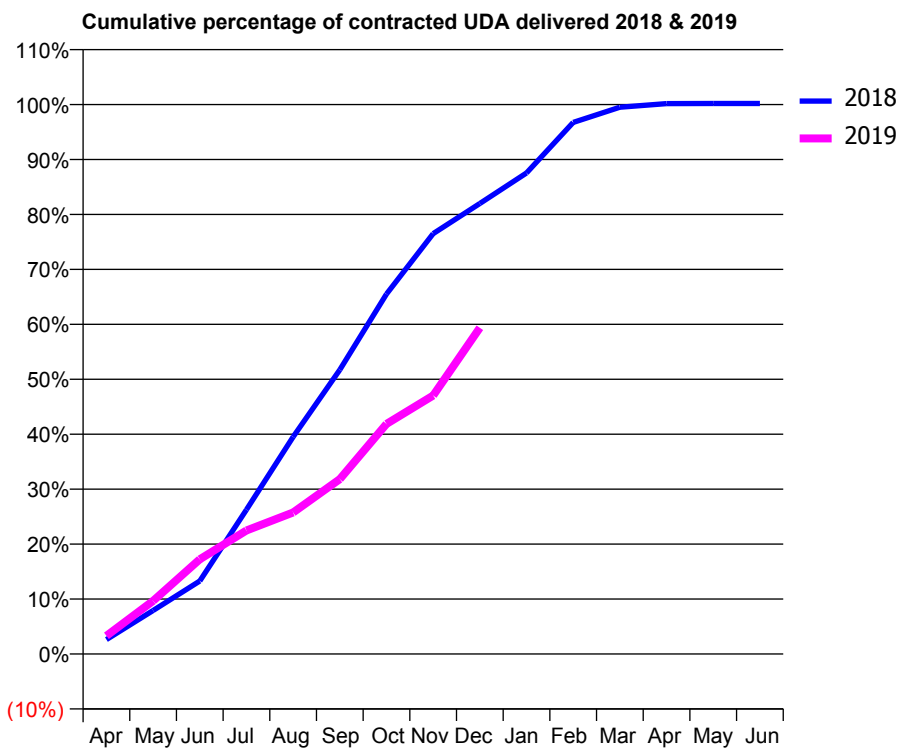
18/19 Contracted general activity (UDA)	16,372
Carry forward general activity (UDA)	0
18/19 Contracted orthodontic activity (UOA)	0
Carry forward orthodontic activity (UOA)	0
Baseline contract value	£433,626.52

ACCESS*

Patients seen in 24 months	Total	Change since previous quarter
Quarter ending December 2017	6,637	
Quarter ending March 2018	6,386	↓
Quarter ending June 2018	6,027	↓
Quarter ending September 2018	5,724	↓
Quarter ending December 2018	5,826	→
Variance since December 2017	(12.2%)	↓



ACTIVITY



Month	Adjusted Scheduled Activity (UDA)	
	2018	2019
April	430	542
May	1,298	1,584
June	2,177	2,823
July	4,301	3,681
August	6,469	4,218
September	8,470	5,210
October	10,725	6,855
November	12,526	7,701
December	13,421	9,722
January	14,331	
February	15,838	
March	16,291	
April	16,398	
May	16,402	
June	16,404	

QUALITY

	Quantity	Base Number	Contract	AT	Region	England
% of FP17s for the same patient ID Re-attending within 3 months - Children	126	1,843	6.8%	8.9%	11.3%	11.8%
% of FP17s for the same patient ID Re-attending within 3 months - Adults	367	2,276	16.1%	13.0%	15.3%	15.6%
% of FP17s for the same patient ID Re-attending between 3 & 9 months - Children	1,126	1,843	61.1%	61.9%	61.1%	58.8%
% of FP17s for the same patient ID Re-attending between 3 & 9 months - Adults	737	2,276	32.4%	52.4%	52.4%	51.0%
% of FP17s for Band 1 Urgent Courses	329	4,011	8.2%	8.4%	9.5%	9.0%
% of FP17s Relating to Free Repair or Replacements	7	4,011	0.2%	0.7%	0.7%	0.8%
% of FP17s Relating to Continuations	9	4,011	0.2%	0.8%	0.8%	0.9%
% of Patients satisfied with the dentistry they have received	6	6	N/A	93.8%	93.1%	93.2%
% of Patients satisfied with the time they had to wait for an appointment	6	6	N/A	87.7%	87.8%	88.3%

* This is based on patients treated on this contract for their most recent course of treatment. Figures in italics indicate the base number of FP17s or Patient Questionnaire responses are less than 100. N/A is shown where the base number of responses is less than 10 during the period. % is calculated as Quantity/Base number*100

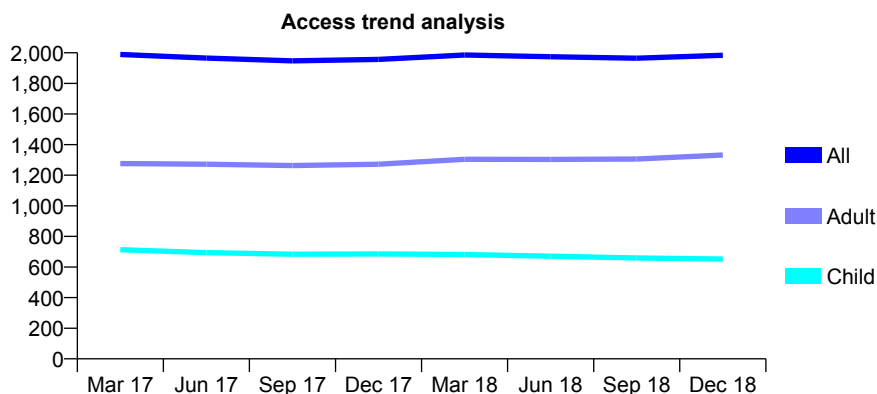
Q64 - Vital Signs At a Glance Contract Report for 573396/0001 - December 2018

Name or company name	MR JR THORNTON
Contract type name	GDS Contract
Purpose of contract	General
Contract start date	01/04/2006
Contract end date	

18/19 Contracted general activity (UDA)	5,500
Carry forward general activity (UDA)	0
18/19 Contracted orthodontic activity (UOA)	0
Carry forward orthodontic activity (UOA)	0
Baseline contract value	£123,632.69

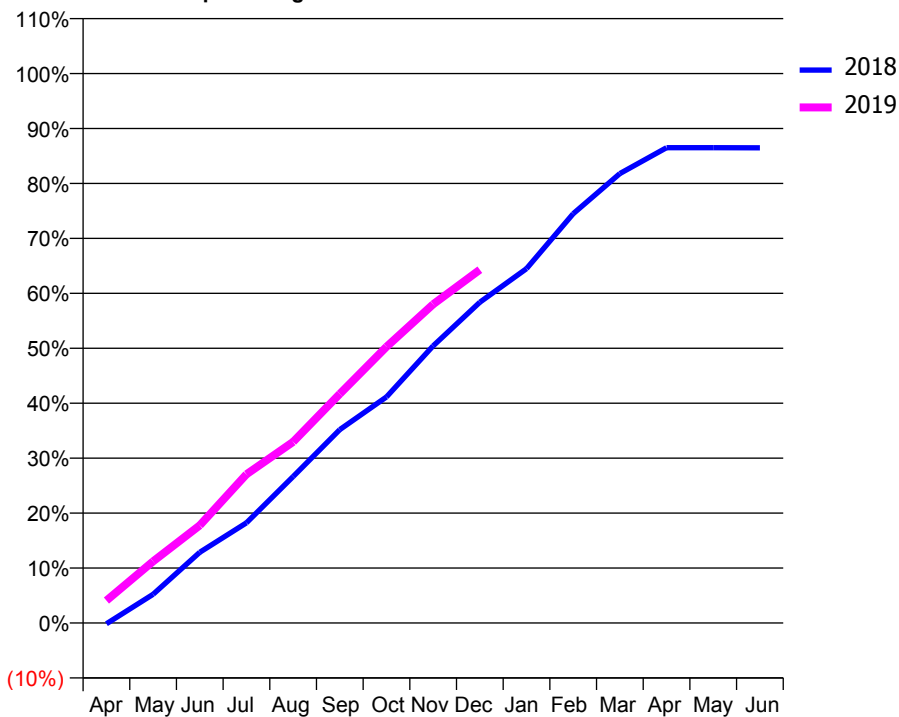
ACCESS*

Patients seen in 24 months	Total	Change since previous quarter
Quarter ending December 2017	1,957	
Quarter ending March 2018	1,986	→
Quarter ending June 2018	1,974	→
Quarter ending September 2018	1,965	→
Quarter ending December 2018	1,984	→
Variance since December 2017	1.4%	→



ACTIVITY

Cumulative percentage of contracted UDA delivered 2018 & 2019



Month	Adjusted Scheduled Activity (UDA)	
	2018	2019
April	-9	225
May	288	617
June	708	978
July	1,004	1,488
August	1,466	1,814
September	1,936	2,294
October	2,264	2,765
November	2,774	3,190
December	3,210	3,536
January	3,546	
February	4,097	
March	4,499	
April	4,757	
May	4,757	
June	4,756	

QUALITY

	Quantity	Base Number	Contract	AT	Region	England
% of FP17s for the same patient ID Re-attending within 3 months - Children	31	657	4.7%	8.9%	11.3%	11.8%
% of FP17s for the same patient ID Re-attending within 3 months - Adults	109	1,191	9.2%	13.0%	15.3%	15.6%
% of FP17s for the same patient ID Re-attending between 3 & 9 months - Children	414	657	63.0%	61.9%	61.1%	58.8%
% of FP17s for the same patient ID Re-attending between 3 & 9 months - Adults	669	1,191	56.2%	52.4%	52.4%	51.0%
% of FP17s for Band 1 Urgent Courses	37	1,744	2.1%	8.4%	9.5%	9.0%
% of FP17s Relating to Free Repair or Replacements	7	1,744	0.4%	0.7%	0.7%	0.8%
% of FP17s Relating to Continuations	0	1,744	0.0%	0.8%	0.8%	0.9%
% of Patients satisfied with the dentistry they have received	0	0	N/A	93.8%	93.1%	93.2%
% of Patients satisfied with the time they had to wait for an appointment	0	0	N/A	87.7%	87.8%	88.3%

* This is based on patients treated on this contract for their most recent course of treatment. Figures in italics indicate the base number of FP17s or Patient Questionnaire responses are less than 100. N/A is shown where the base number of responses is less than 10 during the period. % is calculated as Quantity/Base number*100

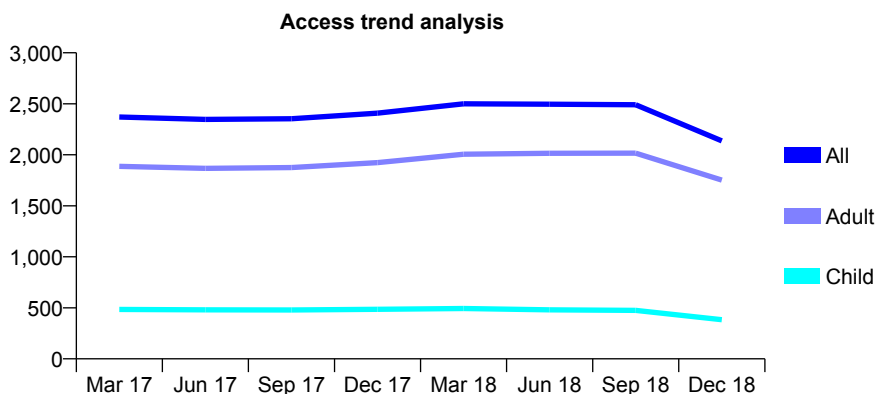
Q64 - Vital Signs At a Glance Contract Report for 573892/0001 - December 2018

Name or company name	MR JA SETON
Contract type name	GDS Contract
Purpose of contract	General
Contract start date	01/04/2006
Contract end date	

18/19 Contracted general activity (UDA)	7,618
Carry forward general activity (UDA)	0
18/19 Contracted orthodontic activity (UOA)	0
Carry forward orthodontic activity (UOA)	0
Baseline contract value	£160,997.16

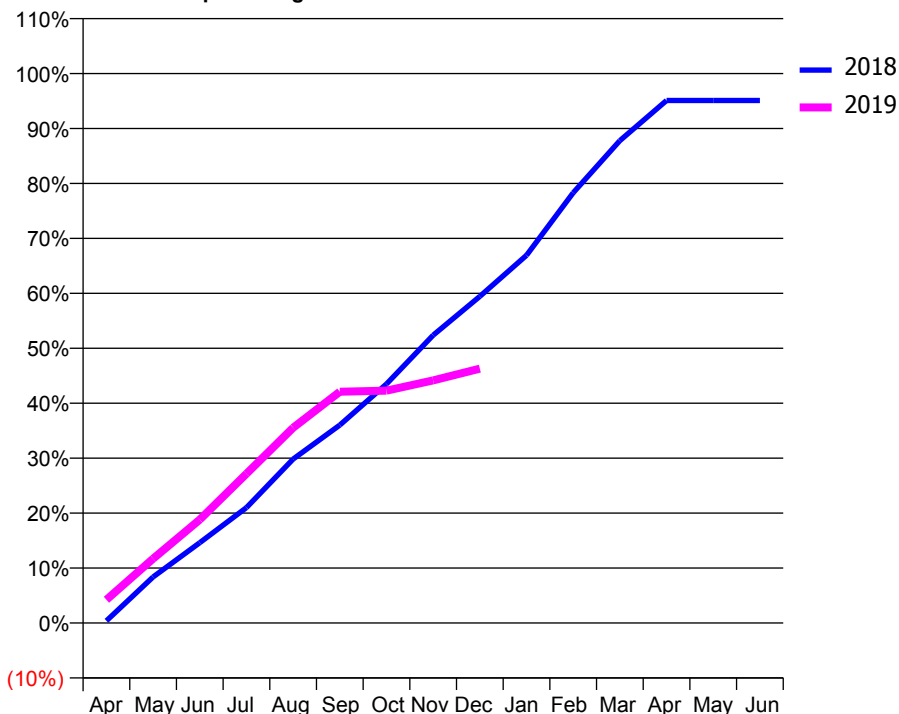
ACCESS*

Patients seen in 24 months	Total	Change since previous quarter
Quarter ending December 2017	2,408	
Quarter ending March 2018	2,500	↑
Quarter ending June 2018	2,496	→
Quarter ending September 2018	2,491	→
Quarter ending December 2018	2,136	↓
Variance since December 2017	(11.3%)	↓



ACTIVITY

Cumulative percentage of contracted UDA delivered 2018 & 2019



Month	Adjusted Scheduled Activity (UDA)	
	2018	2019
April	31	323
May	638	891
June	1,114	1,433
July	1,599	2,070
August	2,272	2,708
September	2,744	3,206
October	3,313	3,220
November	3,990	3,364
December	4,528	3,526
January	5,097	
February	5,965	
March	6,688	
April	7,245	
May	7,245	
June	7,245	

QUALITY

	Quantity	Base Number	Contract	AT	Region	England
% of FP17s for the same patient ID Re-attending within 3 months - Children	22	430	5.1%	8.9%	11.3%	11.8%
% of FP17s for the same patient ID Re-attending within 3 months - Adults	216	1,843	11.7%	13.0%	15.3%	15.6%
% of FP17s for the same patient ID Re-attending between 3 & 9 months - Children	289	430	67.2%	61.9%	61.1%	58.8%
% of FP17s for the same patient ID Re-attending between 3 & 9 months - Adults	1,140	1,843	61.9%	52.4%	52.4%	51.0%
% of FP17s for Band 1 Urgent Courses	131	2,062	6.4%	8.4%	9.5%	9.0%
% of FP17s Relating to Free Repair or Replacements	21	2,062	1.0%	0.7%	0.7%	0.8%
% of FP17s Relating to Continuations	20	2,062	1.0%	0.8%	0.8%	0.9%
% of Patients satisfied with the dentistry they have received	9	9	N/A	93.8%	93.1%	93.2%
% of Patients satisfied with the time they had to wait for an appointment	9	9	N/A	87.7%	87.8%	88.3%

* This is based on patients treated on this contract for their most recent course of treatment. Figures in italics indicate the base number of FP17s or Patient Questionnaire responses are less than 100. N/A is shown where the base number of responses is less than 10 during the period. % is calculated as Quantity/Base number*100

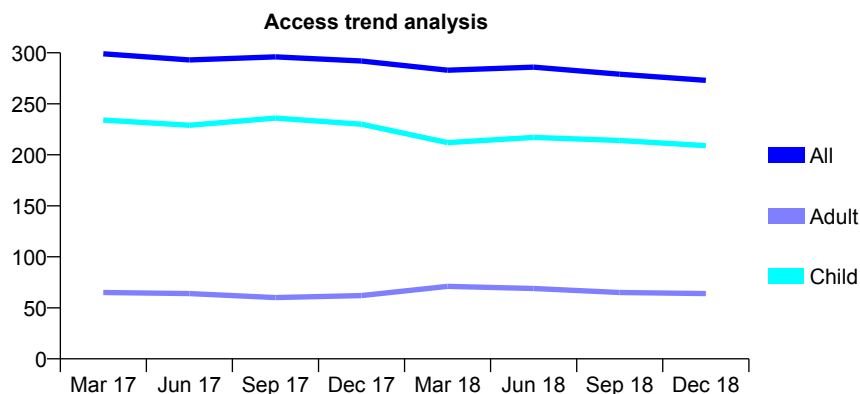
Q64 - Vital Signs At a Glance Contract Report for 620173/0001 - December 2018

Name or company name	MR JP MACAULAY
Contract type name	GDS Contract
Purpose of contract	General
Contract start date	01/04/2008
Contract end date	

18/19 Contracted general activity (UDA)	502
Carry forward general activity (UDA)	0
18/19 Contracted orthodontic activity (UOA)	0
Carry forward orthodontic activity (UOA)	0
Baseline contract value	£10,901.60

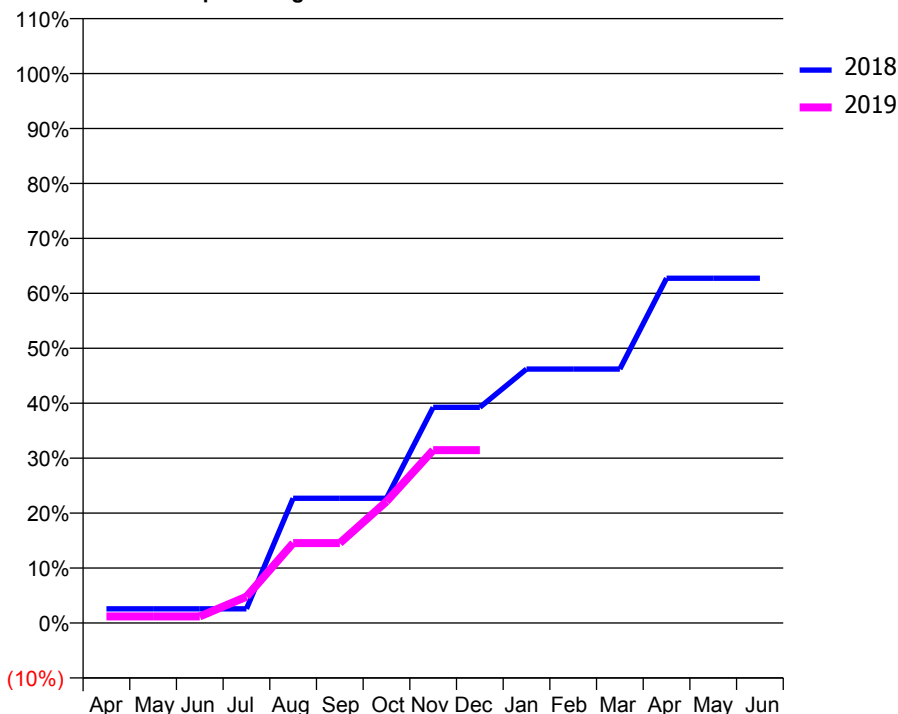
ACCESS*

Patients seen in 24 months	Total	Change since previous quarter
Quarter ending December 2017	292	
Quarter ending March 2018	283	↓
Quarter ending June 2018	286	→
Quarter ending September 2018	279	↓
Quarter ending December 2018	273	↓
Variance since December 2017	(6.5%)	↓



ACTIVITY

Cumulative percentage of contracted UDA delivered 2018 & 2019



Month	Adjusted Scheduled Activity (UDA)	
	2018	2019
April	13	6
May	13	6
June	13	6
July	13	24
August	114	73
September	114	73
October	114	111
November	197	158
December	197	158
January	232	
February	232	
March	232	
April	315	
May	315	
June	315	

QUALITY

	Quantity	Base Number	Contract	AT	Region	England
% of FP17s for the same patient ID Re-attending within 3 months - Children	1	231	0.4%	8.9%	11.3%	11.8%
% of FP17s for the same patient ID Re-attending within 3 months - Adults	1	38	2.6%	13.0%	15.3%	15.6%
% of FP17s for the same patient ID Re-attending between 3 & 9 months - Children	165	231	71.4%	61.9%	61.1%	58.8%
% of FP17s for the same patient ID Re-attending between 3 & 9 months - Adults	23	38	60.5%	52.4%	52.4%	51.0%
% of FP17s for Band 1 Urgent Courses	0	154	0.0%	8.4%	9.5%	9.0%
% of FP17s Relating to Free Repair or Replacements	0	154	0.0%	0.7%	0.7%	0.8%
% of FP17s Relating to Continuations	0	154	0.0%	0.8%	0.8%	0.9%
% of Patients satisfied with the dentistry they have received	1	1	N/A	93.8%	93.1%	93.2%
% of Patients satisfied with the time they had to wait for an appointment	1	1	N/A	87.7%	87.8%	88.3%

* This is based on patients treated on this contract for their most recent course of treatment. Figures in italics indicate the base number of FP17s or Patient Questionnaire responses are less than 100. N/A is shown where the base number of responses is less than 10 during the period. % is calculated as Quantity/Base number*100

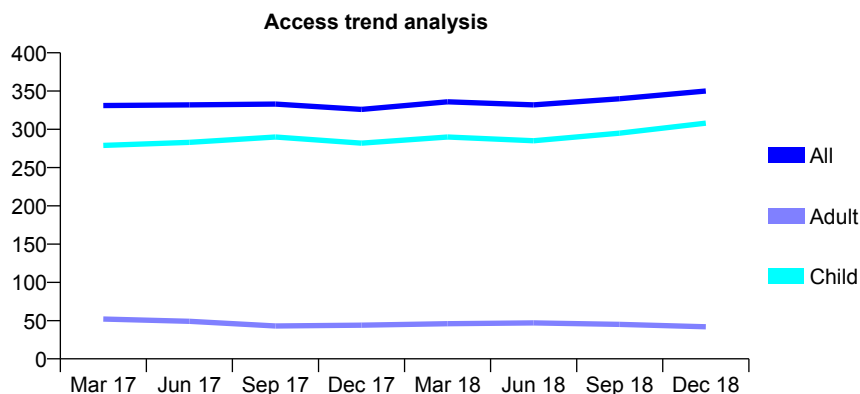
Q64 - Vital Signs At a Glance Contract Report for 623229/0001 - December 2018

Name or company name	MR PJ JAMES
Contract type name	GDS Contract
Purpose of contract	General
Contract start date	01/04/2006
Contract end date	

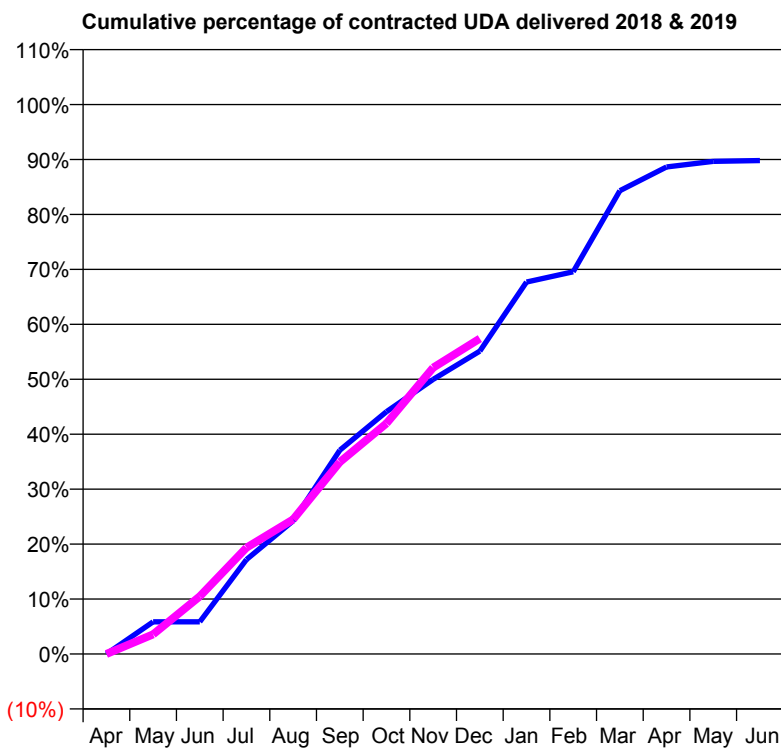
18/19 Contracted general activity (UDA)	700
Carry forward general activity (UDA)	0
18/19 Contracted orthodontic activity (UOA)	0
Carry forward orthodontic activity (UOA)	0
Baseline contract value	£17,876.35

ACCESS*

Patients seen in 24 months	Total	Change since previous quarter
Quarter ending December 2017	326	
Quarter ending March 2018	336	↑
Quarter ending June 2018	332	↓
Quarter ending September 2018	340	↑
Quarter ending December 2018	350	↑
Variance since December 2017	7.4%	↑



ACTIVITY



Month	Adjusted Scheduled Activity (UDA)	
	2018	2019
April	0	0
May	41	25
June	41	73
July	120	135
August	170	171
September	260	245
October	309	294
November	350	365
December	386	402
January	474	
February	487	
March	590	
April	620	
May	628	
June	629	

QUALITY

	Quantity	Base Number	Contract	AT	Region	England
% of FP17s for the same patient ID Re-attending within 3 months - Children	11	321	3.4%	8.9%	11.3%	11.8%
% of FP17s for the same patient ID Re-attending within 3 months - Adults	2	20	10.0%	13.0%	15.3%	15.6%
% of FP17s for the same patient ID Re-attending between 3 & 9 months - Children	205	321	63.9%	61.9%	61.1%	58.8%
% of FP17s for the same patient ID Re-attending between 3 & 9 months - Adults	11	20	55.0%	52.4%	52.4%	51.0%
% of FP17s for Band 1 Urgent Courses	3	313	1.0%	8.4%	9.5%	9.0%
% of FP17s Relating to Free Repair or Replacements	0	313	0.0%	0.7%	0.7%	0.8%
% of FP17s Relating to Continuations	0	313	0.0%	0.8%	0.8%	0.9%
% of Patients satisfied with the dentistry they have received	0	0	N/A	93.8%	93.1%	93.2%
% of Patients satisfied with the time they had to wait for an appointment	0	0	N/A	87.7%	87.8%	88.3%

* This is based on patients treated on this contract for their most recent course of treatment. Figures in italics indicate the base number of FP17s or Patient Questionnaire responses are less than 100. N/A is shown where the base number of responses is less than 10 during the period. % is calculated as Quantity/Base number*100

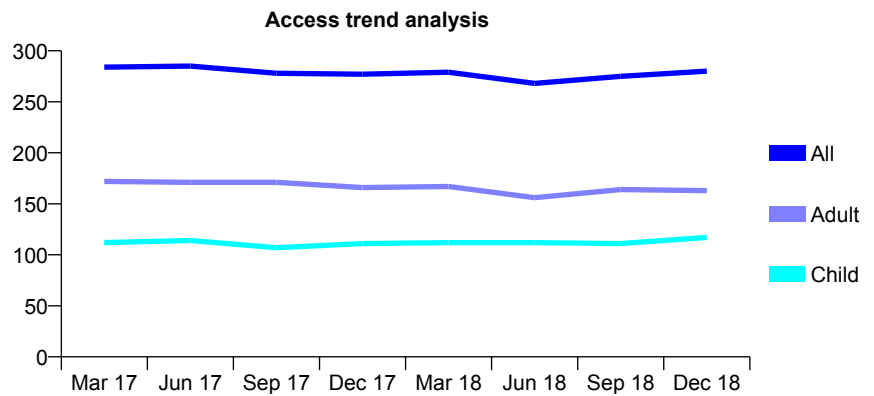
Q64 - Vital Signs At a Glance Contract Report for 630020/0001 - December 2018

Name or company name	MR RC BEVAN
Contract type name	GDS Contract
Purpose of contract	General
Contract start date	01/04/2006
Contract end date	

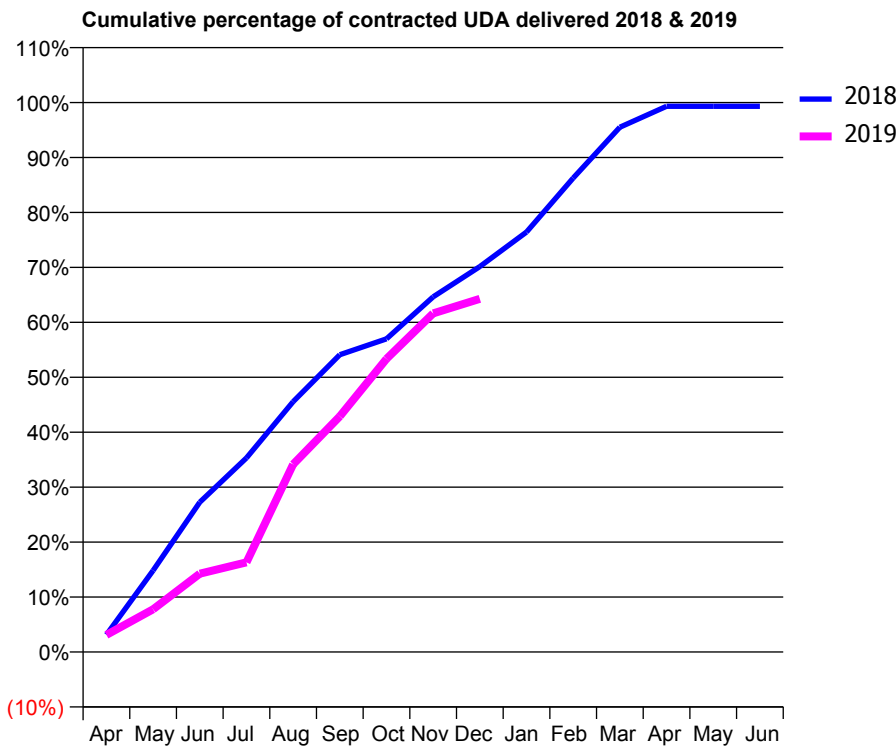
18/19 Contracted general activity (UDA)	737
Carry forward general activity (UDA)	5
18/19 Contracted orthodontic activity (UOA)	0
Carry forward orthodontic activity (UOA)	0
Baseline contract value	£19,332.33

ACCESS*

Patients seen in 24 months	Total	Change since previous quarter
Quarter ending December 2017	277	
Quarter ending March 2018	279	→
Quarter ending June 2018	268	↓
Quarter ending September 2018	275	↑
Quarter ending December 2018	280	→
Variance since December 2017	1.1%	→



ACTIVITY



Month	Adjusted Scheduled Activity (UDA)	
	2018	2019
April	23	23
May	109	57
June	201	105
July	260	120
August	336	252
September	399	316
October	420	393
November	476	454
December	517	474
January	563	
February	636	
March	704	
April	732	
May	732	
June	732	

QUALITY

	Quantity	Base Number	Contract	AT	Region	England
% of FP17s for the same patient ID Re-attending within 3 months - Children	5	123	4.1%	8.9%	11.3%	11.8%
% of FP17s for the same patient ID Re-attending within 3 months - Adults	8	132	6.1%	13.0%	15.3%	15.6%
% of FP17s for the same patient ID Re-attending between 3 & 9 months - Children	44	123	35.8%	61.9%	61.1%	58.8%
% of FP17s for the same patient ID Re-attending between 3 & 9 months - Adults	36	132	27.3%	52.4%	52.4%	51.0%
% of FP17s for Band 1 Urgent Courses	13	241	5.4%	8.4%	9.5%	9.0%
% of FP17s Relating to Free Repair or Replacements	0	241	0.0%	0.7%	0.7%	0.8%
% of FP17s Relating to Continuations	2	241	0.8%	0.8%	0.8%	0.9%
% of Patients satisfied with the dentistry they have received	0	0	N/A	93.8%	93.1%	93.2%
% of Patients satisfied with the time they had to wait for an appointment	0	0	N/A	87.7%	87.8%	88.3%

* This is based on patients treated on this contract for their most recent course of treatment. Figures in italics indicate the base number of FP17s or Patient Questionnaire responses are less than 100. N/A is shown where the base number of responses is less than 10 during the period. % is calculated as Quantity/Base number*100

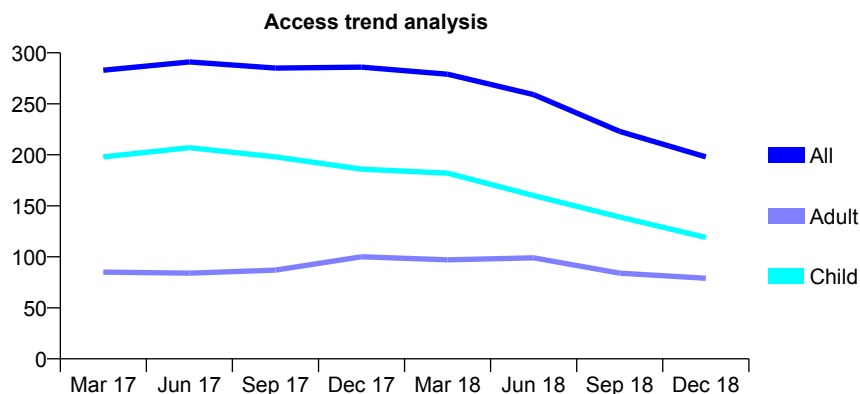
Q64 - Vital Signs At a Glance Contract Report for 630489/0003 - December 2018

Name or company name	MR CA DANNHAUSER
Contract type name	GDS Contract
Purpose of contract	General
Contract start date	01/04/2006
Contract end date	01/04/2018

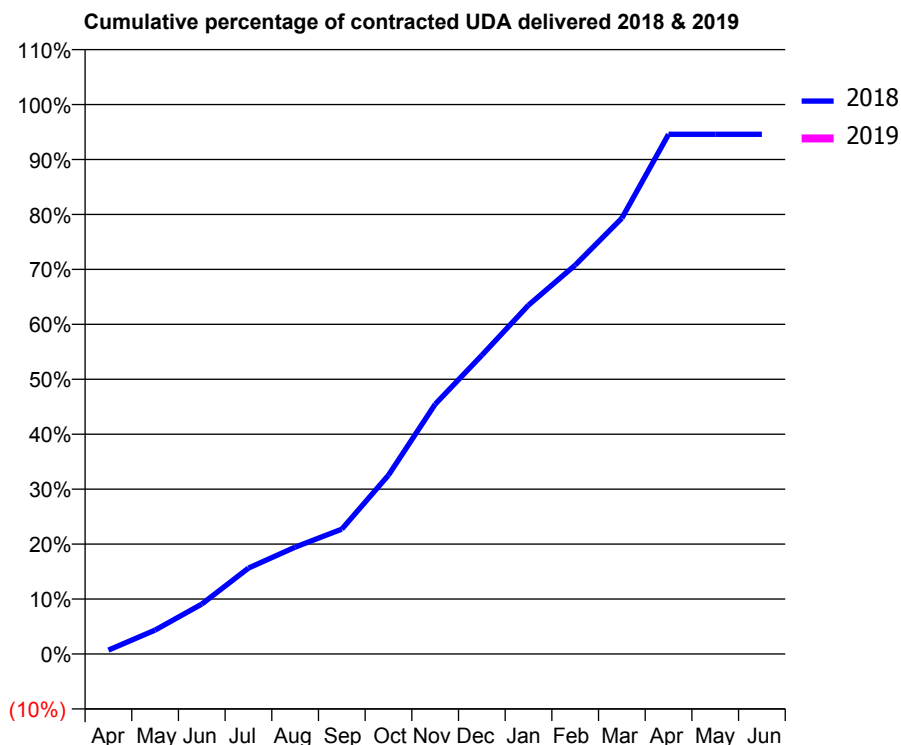
18/19 Contracted general activity (UDA)	2
Carry forward general activity (UDA)	0
18/19 Contracted orthodontic activity (UOA)	0
Carry forward orthodontic activity (UOA)	0
Baseline contract value	£35.65

ACCESS*

Patients seen in 24 months	Total	Change since previous quarter
Quarter ending December 2017	286	
Quarter ending March 2018	279	↓
Quarter ending June 2018	259	↓
Quarter ending September 2018	223	↓
Quarter ending December 2018	198	↓
Variance since December 2017	(30.8%)	↓



ACTIVITY



Month	Adjusted Scheduled Activity (UDA)	
	2018	2019
April	4	18
May	24	18
June	50	18
July	86	18
August	107	18
September	125	18
October	179	18
November	250	18
December	299	18
January	349	
February	389	
March	436	
April	520	
May	520	
June	520	

QUALITY

	Quantity	Base Number	Contract	AT	Region	England
% of FP17s for the same patient ID Re-attending within 3 months - Children	3	44	6.8%	8.9%	11.3%	11.8%
% of FP17s for the same patient ID Re-attending within 3 months - Adults	0	7	0.0%	13.0%	15.3%	15.6%
% of FP17s for the same patient ID Re-attending between 3 & 9 months - Children	21	44	47.7%	61.9%	61.1%	58.8%
% of FP17s for the same patient ID Re-attending between 3 & 9 months - Adults	7	7	100.0%	52.4%	52.4%	51.0%
% of FP17s for Band 1 Urgent Courses	0	3	0.0%	8.4%	9.5%	9.0%
% of FP17s Relating to Free Repair or Replacements	0	3	0.0%	0.7%	0.7%	0.8%
% of FP17s Relating to Continuations	0	3	0.0%	0.8%	0.8%	0.9%
% of Patients satisfied with the dentistry they have received	0	0	N/A	93.8%	93.1%	93.2%
% of Patients satisfied with the time they had to wait for an appointment	0	0	N/A	87.7%	87.8%	88.3%

* This is based on patients treated on this contract for their most recent course of treatment. Figures in italics indicate the base number of FP17s or Patient Questionnaire responses are less than 100. N/A is shown where the base number of responses is less than 10 during the period. % is calculated as Quantity/Base number*100

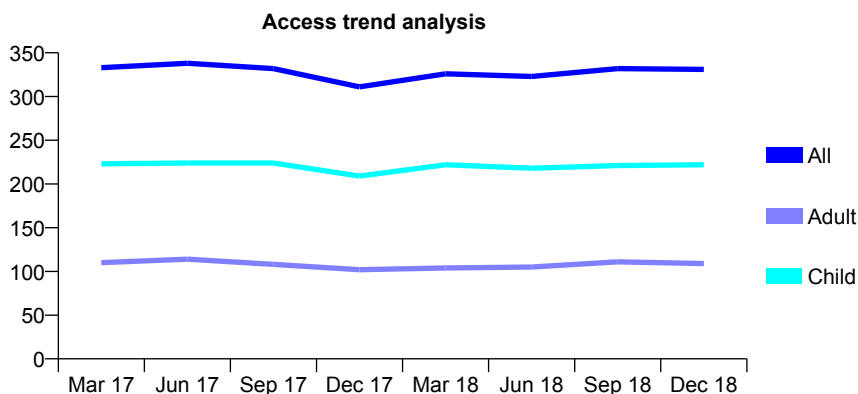
Q64 - Vital Signs At a Glance Contract Report for 632171/0001 - December 2018

Name or company name	MR CJ RUSHFORTH
Contract type name	GDS Contract
Purpose of contract	General
Contract start date	01/04/2006
Contract end date	

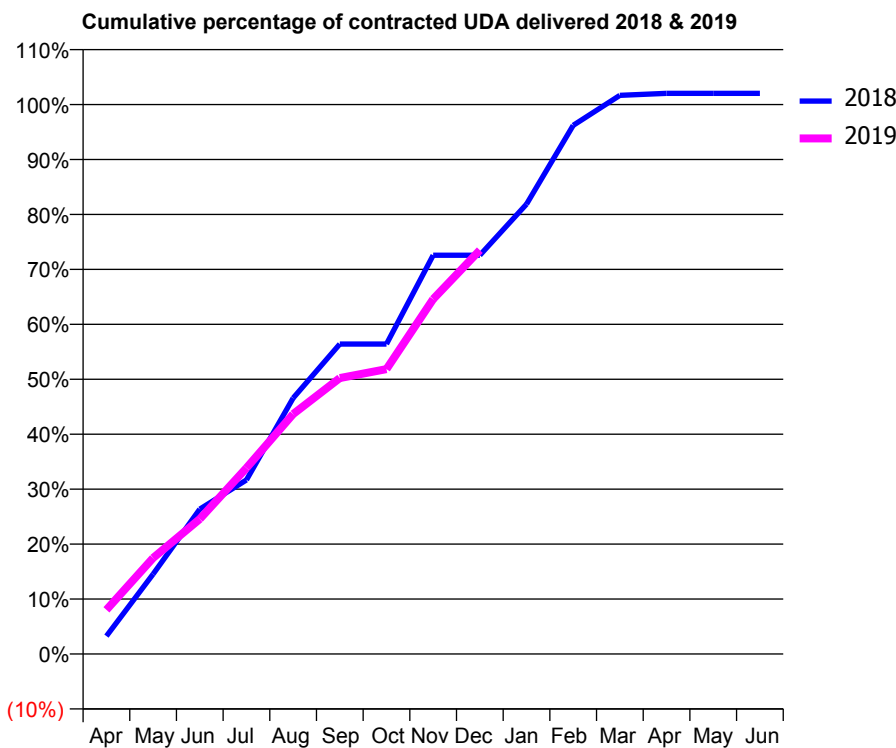
18/19 Contracted general activity (UDA)	550
Carry forward general activity (UDA)	-11
18/19 Contracted orthodontic activity (UOA)	0
Carry forward orthodontic activity (UOA)	0
Baseline contract value	£16,123.29

ACCESS*

Patients seen in 24 months	Total	Change since previous quarter
Quarter ending December 2017	311	
Quarter ending March 2018	326	↑
Quarter ending June 2018	323	→
Quarter ending September 2018	332	↑
Quarter ending December 2018	331	→
Variance since December 2017	6.4%	↑



ACTIVITY



Month	Adjusted Scheduled Activity (UDA)	
	2018	2019
April	18	44
May	80	96
June	145	135
July	174	186
August	256	240
September	310	276
October	310	285
November	399	355
December	399	404
January	450	
February	529	
March	559	
April	561	
May	561	
June	561	

QUALITY

	Quantity	Base Number	Contract	AT	Region	England
% of FP17s for the same patient ID Re-attending within 3 months - Children	6	240	2.5%	8.9%	11.3%	11.8%
% of FP17s for the same patient ID Re-attending within 3 months - Adults	1	68	1.5%	13.0%	15.3%	15.6%
% of FP17s for the same patient ID Re-attending between 3 & 9 months - Children	143	240	59.6%	61.9%	61.1%	58.8%
% of FP17s for the same patient ID Re-attending between 3 & 9 months - Adults	39	68	57.4%	52.4%	52.4%	51.0%
% of FP17s for Band 1 Urgent Courses	1	306	0.3%	8.4%	9.5%	9.0%
% of FP17s Relating to Free Repair or Replacements	0	306	0.0%	0.7%	0.7%	0.8%
% of FP17s Relating to Continuations	0	306	0.0%	0.8%	0.8%	0.9%
% of Patients satisfied with the dentistry they have received	0	0	N/A	93.8%	93.1%	93.2%
% of Patients satisfied with the time they had to wait for an appointment	0	0	N/A	87.7%	87.8%	88.3%

* This is based on patients treated on this contract for their most recent course of treatment. Figures in italics indicate the base number of FP17s or Patient Questionnaire responses are less than 100. N/A is shown where the base number of responses is less than 10 during the period. % is calculated as Quantity/Base number*100

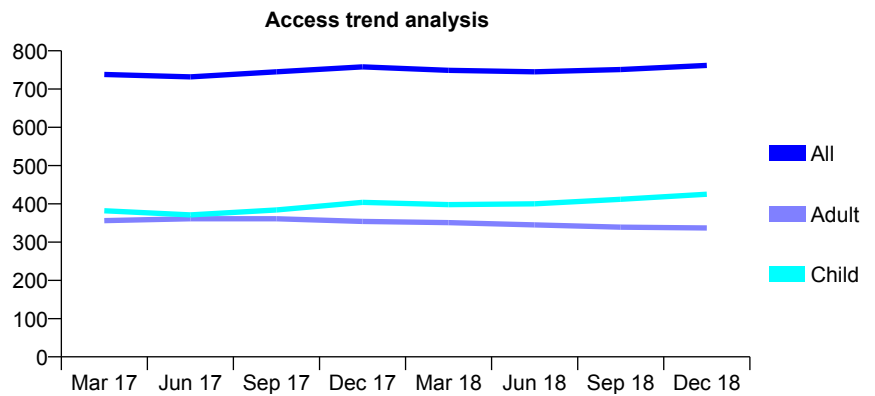
Q64 - Vital Signs At a Glance Contract Report for 636479/0001 - December 2018

Name or company name	MR MA SALIBA
Contract type name	GDS Contract
Purpose of contract	General
Contract start date	01/04/2006
Contract end date	

18/19 Contracted general activity (UDA)	2,500
Carry forward general activity (UDA)	85
18/19 Contracted orthodontic activity (UOA)	0
Carry forward orthodontic activity (UOA)	0
Baseline contract value	£70,505.44

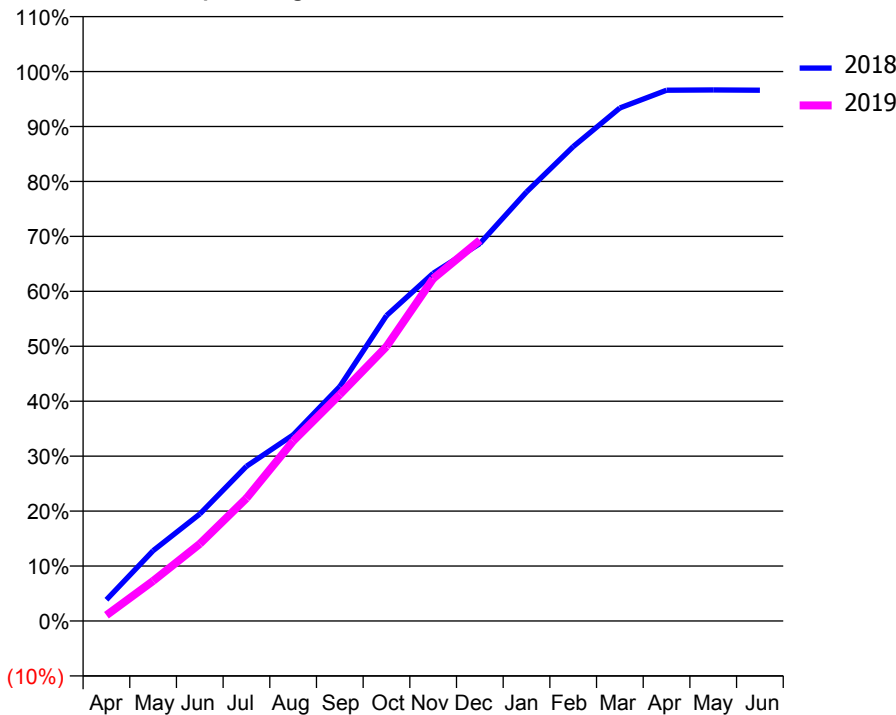
ACCESS*

Patients seen in 24 months	Total	Change since previous quarter
Quarter ending December 2017	758	
Quarter ending March 2018	749	↓
Quarter ending June 2018	745	→
Quarter ending September 2018	751	→
Quarter ending December 2018	762	→
Variance since December 2017	0.5%	→



ACTIVITY

Cumulative percentage of contracted UDA delivered 2018 & 2019



Adjusted Scheduled Activity (UDA)		
Month	2018	2019
April	97	26
May	320	182
June	487	351
July	704	558
August	846	819
September	1,067	1,030
October	1,390	1,249
November	1,582	1,558
December	1,717	1,732
January	1,952	
February	2,158	
March	2,334	
April	2,415	
May	2,416	
June	2,415	

QUALITY

	Quantity	Base Number	Contract	AT	Region	England
% of FP17s for the same patient ID Re-attending within 3 months - Children	65	549	11.8%	8.9%	11.3%	11.8%
% of FP17s for the same patient ID Re-attending within 3 months - Adults	60	379	15.8%	13.0%	15.3%	15.6%
% of FP17s for the same patient ID Re-attending between 3 & 9 months - Children	353	549	64.3%	61.9%	61.1%	58.8%
% of FP17s for the same patient ID Re-attending between 3 & 9 months - Adults	229	379	60.4%	52.4%	52.4%	51.0%
% of FP17s for Band 1 Urgent Courses	37	890	4.2%	8.4%	9.5%	9.0%
% of FP17s Relating to Free Repair or Replacements	13	890	1.5%	0.7%	0.7%	0.8%
% of FP17s Relating to Continuations	6	890	0.7%	0.8%	0.8%	0.9%
% of Patients satisfied with the dentistry they have received	0	0	N/A	93.8%	93.1%	93.2%
% of Patients satisfied with the time they had to wait for an appointment	0	0	N/A	87.7%	87.8%	88.3%

* This is based on patients treated on this contract for their most recent course of treatment. Figures in italics indicate the base number of FP17s or Patient Questionnaire responses are less than 100. N/A is shown where the base number of responses is less than 10 during the period. % is calculated as Quantity/Base number*100

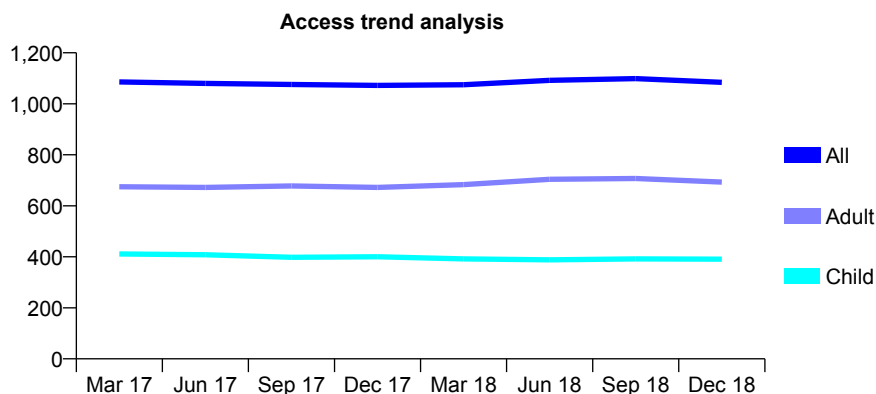
Q64 - Vital Signs At a Glance Contract Report for 636975/0001 - December 2018

Name or company name	MR PS SMITHSON
Contract type name	GDS Contract
Purpose of contract	General
Contract start date	01/04/2006
Contract end date	

18/19 Contracted general activity (UDA)	3,666
Carry forward general activity (UDA)	0
18/19 Contracted orthodontic activity (UOA)	0
Carry forward orthodontic activity (UOA)	0
Baseline contract value	£85,965.46

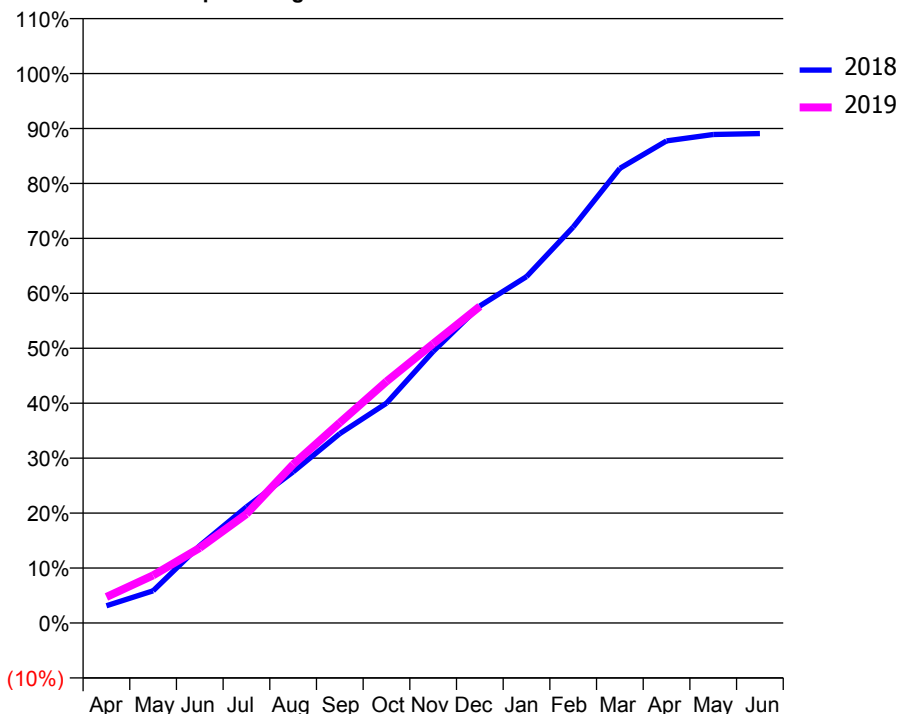
ACCESS*

Patients seen in 24 months	Total	Change since previous quarter
Quarter ending December 2017	1,072	
Quarter ending March 2018	1,075	→
Quarter ending June 2018	1,092	→
Quarter ending September 2018	1,099	→
Quarter ending December 2018	1,084	↓
Variance since December 2017	1.1%	→



ACTIVITY

Cumulative percentage of contracted UDA delivered 2018 & 2019



Month	Adjusted Scheduled Activity (UDA)	
	2018	2019
April	115	174
May	214	318
June	517	501
July	775	727
August	1,008	1,058
September	1,263	1,337
October	1,467	1,612
November	1,811	1,863
December	2,115	2,112
January	2,311	
February	2,641	
March	3,033	
April	3,216	
May	3,259	
June	3,265	

QUALITY

	Quantity	Base Number	Contract	AT	Region	England
% of FP17s for the same patient ID Re-attending within 3 months - Children	31	408	7.6%	8.9%	11.3%	11.8%
% of FP17s for the same patient ID Re-attending within 3 months - Adults	76	681	11.2%	13.0%	15.3%	15.6%
% of FP17s for the same patient ID Re-attending between 3 & 9 months - Children	206	408	50.5%	61.9%	61.1%	58.8%
% of FP17s for the same patient ID Re-attending between 3 & 9 months - Adults	352	681	51.7%	52.4%	52.4%	51.0%
% of FP17s for Band 1 Urgent Courses	35	1,023	3.4%	8.4%	9.5%	9.0%
% of FP17s Relating to Free Repair or Replacements	14	1,023	1.4%	0.7%	0.7%	0.8%
% of FP17s Relating to Continuations	1	1,023	0.1%	0.8%	0.8%	0.9%
% of Patients satisfied with the dentistry they have received	0	0	N/A	93.8%	93.1%	93.2%
% of Patients satisfied with the time they had to wait for an appointment	0	0	N/A	87.7%	87.8%	88.3%

* This is based on patients treated on this contract for their most recent course of treatment. Figures in italics indicate the base number of FP17s or Patient Questionnaire responses are less than 100. N/A is shown where the base number of responses is less than 10 during the period. % is calculated as Quantity/Base number*100

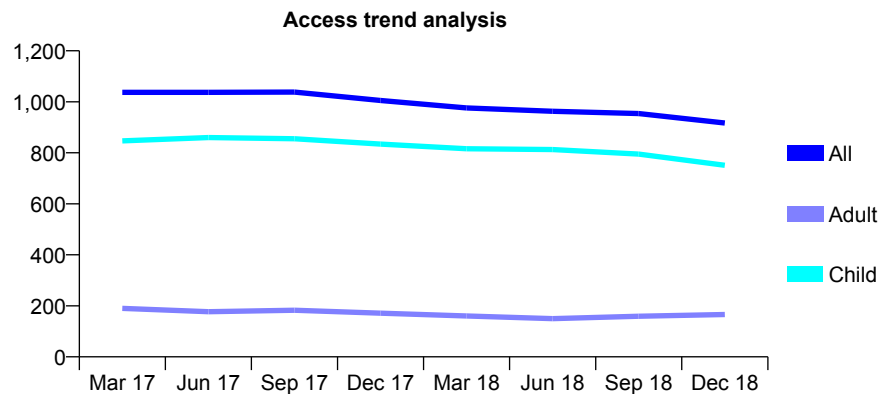
Q64 - Vital Signs At a Glance Contract Report for 642231/0001 - December 2018

Name or company name	MR RO COLEMAN
Contract type name	GDS Contract
Purpose of contract	General
Contract start date	01/04/2006
Contract end date	

18/19 Contracted general activity (UDA)	2,200
Carry forward general activity (UDA)	0
18/19 Contracted orthodontic activity (UOA)	0
Carry forward orthodontic activity (UOA)	0
Baseline contract value	£47,548.10

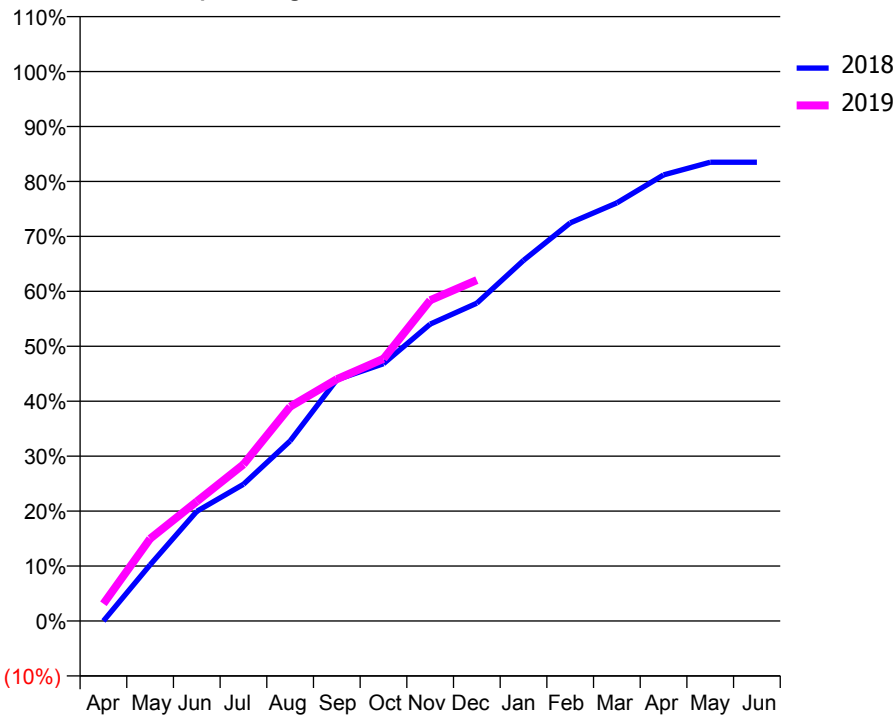
ACCESS*

Patients seen in 24 months	Total	Change since previous quarter
Quarter ending December 2017	1,005	
Quarter ending March 2018	976	↓
Quarter ending June 2018	963	↓
Quarter ending September 2018	954	→
Quarter ending December 2018	917	↓
Variance since December 2017	(8.8%)	↓



ACTIVITY

Cumulative percentage of contracted UDA delivered 2018 & 2019



Month	Adjusted Scheduled Activity (UDA)	
	2018	2019
April	0	69
May	246	329
June	479	479
July	597	627
August	787	858
September	1,054	968
October	1,124	1,050
November	1,297	1,284
December	1,388	1,365
January	1,575	
February	1,739	
March	1,826	
April	1,949	
May	2,004	
June	2,004	

QUALITY

	Quantity	Base Number	Contract	AT	Region	England
% of FP17s for the same patient ID Re-attending within 3 months - Children	45	778	5.8%	8.9%	11.3%	11.8%
% of FP17s for the same patient ID Re-attending within 3 months - Adults	2	53	3.8%	13.0%	15.3%	15.6%
% of FP17s for the same patient ID Re-attending between 3 & 9 months - Children	404	778	51.9%	61.9%	61.1%	58.8%
% of FP17s for the same patient ID Re-attending between 3 & 9 months - Adults	30	53	56.6%	52.4%	52.4%	51.0%
% of FP17s for Band 1 Urgent Courses	32	743	4.3%	8.4%	9.5%	9.0%
% of FP17s Relating to Free Repair or Replacements	0	743	0.0%	0.7%	0.7%	0.8%
% of FP17s Relating to Continuations	0	743	0.0%	0.8%	0.8%	0.9%
% of Patients satisfied with the dentistry they have received	0	0	N/A	93.8%	93.1%	93.2%
% of Patients satisfied with the time they had to wait for an appointment	0	0	N/A	87.7%	87.8%	88.3%

* This is based on patients treated on this contract for their most recent course of treatment. Figures in italics indicate the base number of FP17s or Patient Questionnaire responses are less than 100. N/A is shown where the base number of responses is less than 10 during the period. % is calculated as Quantity/Base number*100

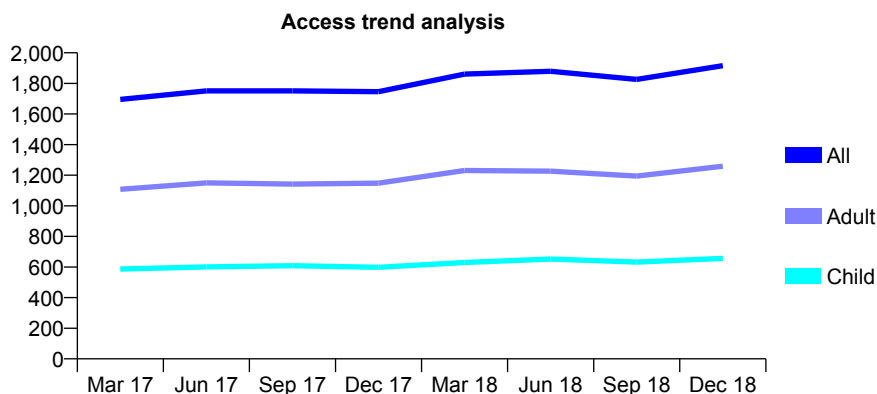
Q64 - Vital Signs At a Glance Contract Report for 643297/0001 - December 2018

Name or company name	Savernake Dental Partners
Contract type name	GDS Contract
Purpose of contract	General
Contract start date	01/04/2006
Contract end date	

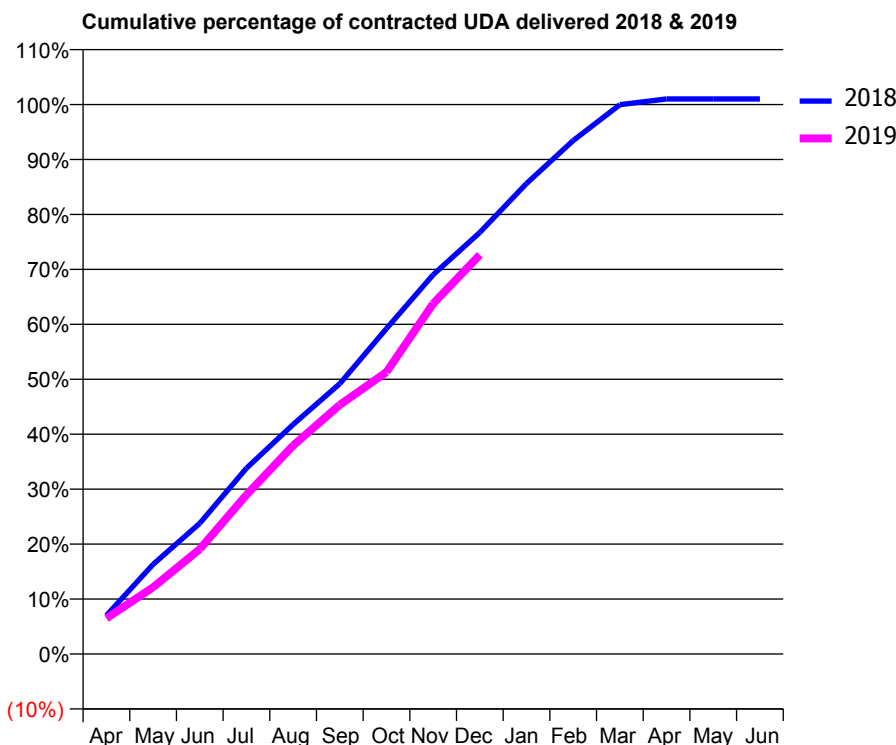
18/19 Contracted general activity (UDA)	3,738
Carry forward general activity (UDA)	-38
18/19 Contracted orthodontic activity (UOA)	0
Carry forward orthodontic activity (UOA)	0
Baseline contract value	£80,842.10

ACCESS*

Patients seen in 24 months	Total	Change since previous quarter
Quarter ending December 2017	1,746	
Quarter ending March 2018	1,861	↑
Quarter ending June 2018	1,879	→
Quarter ending September 2018	1,826	↓
Quarter ending December 2018	1,916	↑
Variance since December 2017	9.7%	↑



ACTIVITY



Month	Adjusted Scheduled Activity (UDA)	
	2018	2019
April	263	243
May	610	454
June	889	714
July	1,264	1,083
August	1,562	1,418
September	1,839	1,695
October	2,213	1,918
November	2,580	2,383
December	2,868	2,715
January	3,200	
February	3,493	
March	3,737	
April	3,776	
May	3,776	
June	3,776	

QUALITY

	Quantity	Base Number	Contract	AT	Region	England
% of FP17s for the same patient ID Re-attending within 3 months - Children	29	810	3.6%	8.9%	11.3%	11.8%
% of FP17s for the same patient ID Re-attending within 3 months - Adults	131	1,445	9.1%	13.0%	15.3%	15.6%
% of FP17s for the same patient ID Re-attending between 3 & 9 months - Children	395	810	48.8%	61.9%	61.1%	58.8%
% of FP17s for the same patient ID Re-attending between 3 & 9 months - Adults	547	1,445	37.9%	52.4%	52.4%	51.0%
% of FP17s for Band 1 Urgent Courses	89	1,515	5.9%	8.4%	9.5%	9.0%
% of FP17s Relating to Free Repair or Replacements	3	1,515	0.2%	0.7%	0.7%	0.8%
% of FP17s Relating to Continuations	14	1,515	0.9%	0.8%	0.8%	0.9%
% of Patients satisfied with the dentistry they have received	4	4	N/A	93.8%	93.1%	93.2%
% of Patients satisfied with the time they had to wait for an appointment	4	4	N/A	87.7%	87.8%	88.3%

* This is based on patients treated on this contract for their most recent course of treatment. Figures in italics indicate the base number of FP17s or Patient Questionnaire responses are less than 100. N/A is shown where the base number of responses is less than 10 during the period. % is calculated as Quantity/Base number*100

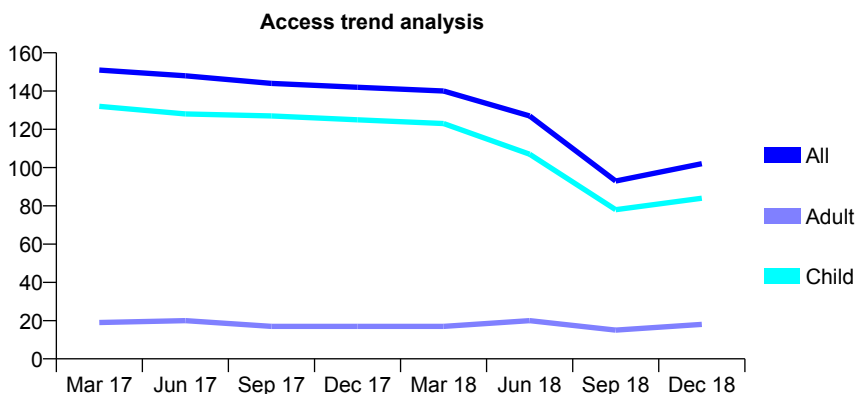
Q64 - Vital Signs At a Glance Contract Report for 650455/0001 - December 2018

Name or company name	MR JC KILLICK
Contract type name	GDS Contract
Purpose of contract	General
Contract start date	01/04/2006
Contract end date	

18/19 Contracted general activity (UDA)	300
Carry forward general activity (UDA)	3
18/19 Contracted orthodontic activity (UOA)	0
Carry forward orthodontic activity (UOA)	0
Baseline contract value	£7,251.20

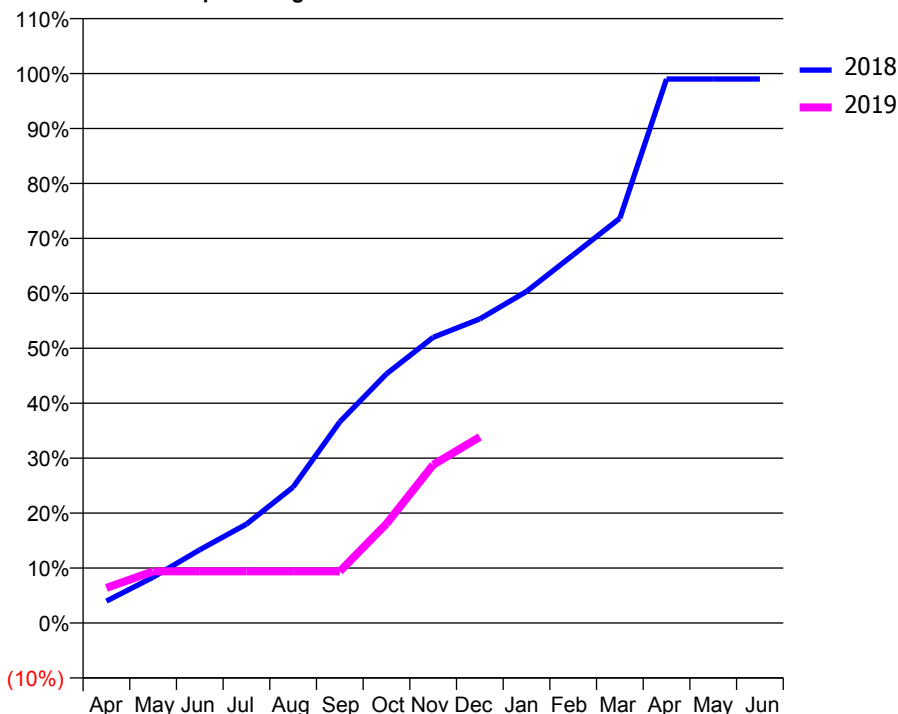
ACCESS*

Patients seen in 24 months	Total	Change since previous quarter
Quarter ending December 2017	142	
Quarter ending March 2018	140	↓
Quarter ending June 2018	127	↓
Quarter ending September 2018	93	↓
Quarter ending December 2018	102	↑
Variance since December 2017	(28.2%)	↓



ACTIVITY

Cumulative percentage of contracted UDA delivered 2018 & 2019



Month	Adjusted Scheduled Activity (UDA)	
	2018	2019
April	12	19
May	25	28
June	40	28
July	54	28
August	74	28
September	110	28
October	136	54
November	156	86
December	166	102
January	181	
February	201	
March	221	
April	297	
May	297	
June	297	

QUALITY

	Quantity	Base Number	Contract	AT	Region	England
% of FP17s for the same patient ID Re-attending within 3 months - Children	2	113	1.8%	8.9%	11.3%	11.8%
% of FP17s for the same patient ID Re-attending within 3 months - Adults	0	6	0.0%	13.0%	15.3%	15.6%
% of FP17s for the same patient ID Re-attending between 3 & 9 months - Children	78	113	69.0%	61.9%	61.1%	58.8%
% of FP17s for the same patient ID Re-attending between 3 & 9 months - Adults	1	6	16.7%	52.4%	52.4%	51.0%
% of FP17s for Band 1 Urgent Courses	3	92	3.3%	8.4%	9.5%	9.0%
% of FP17s Relating to Free Repair or Replacements	0	92	0.0%	0.7%	0.7%	0.8%
% of FP17s Relating to Continuations	0	92	0.0%	0.8%	0.8%	0.9%
% of Patients satisfied with the dentistry they have received	0	0	N/A	93.8%	93.1%	93.2%
% of Patients satisfied with the time they had to wait for an appointment	0	0	N/A	87.7%	87.8%	88.3%

* This is based on patients treated on this contract for their most recent course of treatment. Figures in italics indicate the base number of FP17s or Patient Questionnaire responses are less than 100. N/A is shown where the base number of responses is less than 10 during the period. % is calculated as Quantity/Base number*100

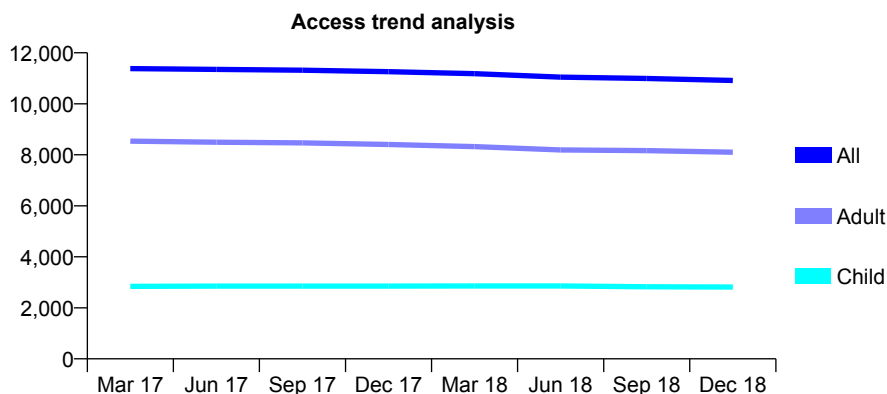
Q64 - Vital Signs At a Glance Contract Report for 651796/0001 - December 2018

Name or company name	MISS PA RISELEY-PRICHARD
Contract type name	Pilot Contract
Purpose of contract	General
Contract start date	01/04/2006
Contract end date	

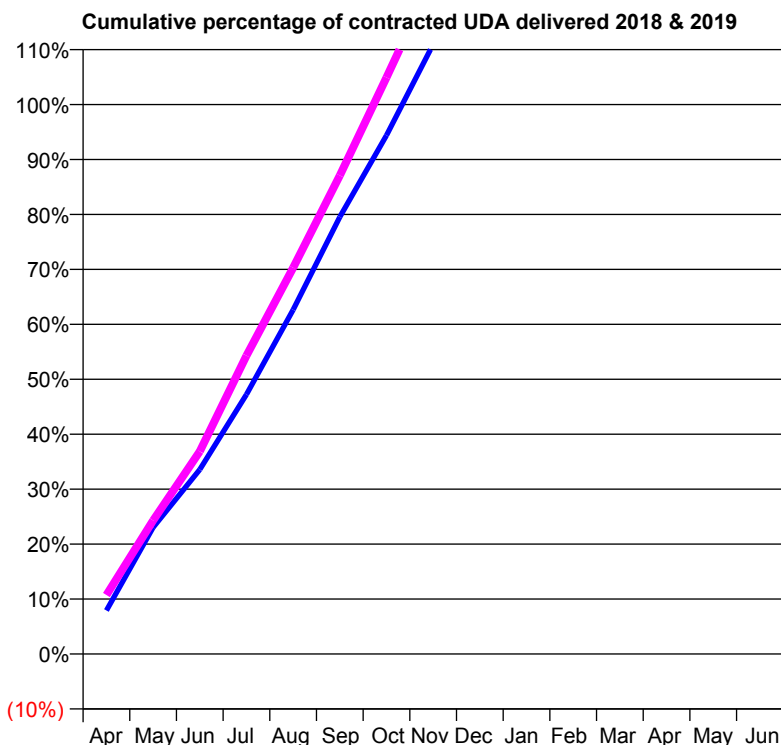
18/19 Contracted general activity (UDA)	10,292
Carry forward general activity (UDA)	0
18/19 Contracted orthodontic activity (UOA)	0
Carry forward orthodontic activity (UOA)	0
Baseline contract value	£825,236.21

ACCESS*

Patients seen in 24 months	Total	Change since previous quarter
Quarter ending December 2017	11,258	
Quarter ending March 2018	11,180	→
Quarter ending June 2018	11,045	↓
Quarter ending September 2018	10,991	→
Quarter ending December 2018	10,917	→
Variance since December 2017	(3.0%)	↓



ACTIVITY



Adjusted Scheduled Activity (UDA)		
Month	2018	2019
April	816	1,105
May	2,371	2,502
June	3,456	3,795
July	4,861	5,588
August	6,446	7,233
September	8,187	8,962
October	9,714	10,798
November	11,420	12,660
December	12,820	13,957
January	14,266	
February	16,122	
March	17,515	
April	18,102	
May	18,146	
June	18,161	

QUALITY

	Quantity	Base Number	Contract	AT	Region	England
% of FP17s for the same patient ID Re-attending within 3 months - Children	93	3,002	3.1%	8.9%	11.3%	11.8%
% of FP17s for the same patient ID Re-attending within 3 months - Adults	477	5,985	8.0%	13.0%	15.3%	15.6%
% of FP17s for the same patient ID Re-attending between 3 & 9 months - Children	1,976	3,002	65.8%	61.9%	61.1%	58.8%
% of FP17s for the same patient ID Re-attending between 3 & 9 months - Adults	1,909	5,985	31.9%	52.4%	52.4%	51.0%
% of FP17s for Band 1 Urgent Courses	617	8,446	7.3%	8.4%	9.5%	9.0%
% of FP17s Relating to Free Repair or Replacements	26	8,446	0.3%	0.7%	0.7%	0.8%
% of FP17s Relating to Continuations	50	8,446	0.6%	0.8%	0.8%	0.9%
% of Patients satisfied with the dentistry they have received	4	5	N/A	93.8%	93.1%	93.2%
% of Patients satisfied with the time they had to wait for an appointment	3	5	N/A	87.7%	87.8%	88.3%

* This is based on patients treated on this contract for their most recent course of treatment. Figures in italics indicate the base number of FP17s or Patient Questionnaire responses are less than 100. N/A is shown where the base number of responses is less than 10 during the period. % is calculated as Quantity/Base number*100

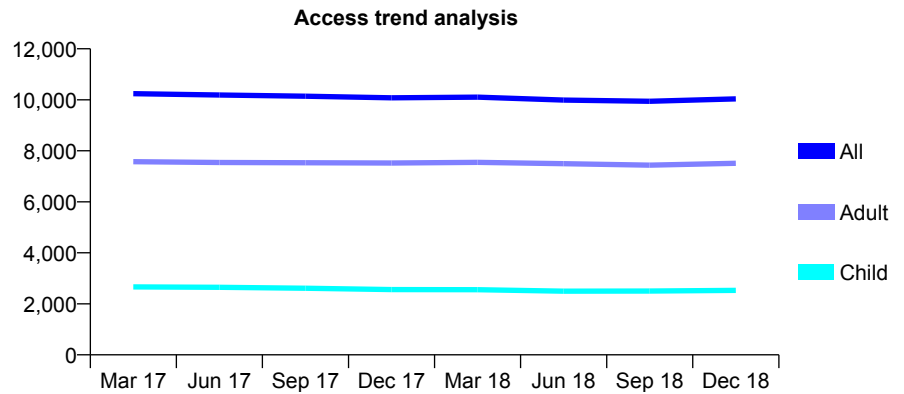
Q64 - Vital Signs At a Glance Contract Report for 652296/0001 - December 2018

Name or company name	MR MS INMAN
Contract type name	GDS Contract
Purpose of contract	General
Contract start date	01/04/2006
Contract end date	

18/19 Contracted general activity (UDA)	25,241
Carry forward general activity (UDA)	533
18/19 Contracted orthodontic activity (UOA)	0
Carry forward orthodontic activity (UOA)	0
Baseline contract value	£659,387.49

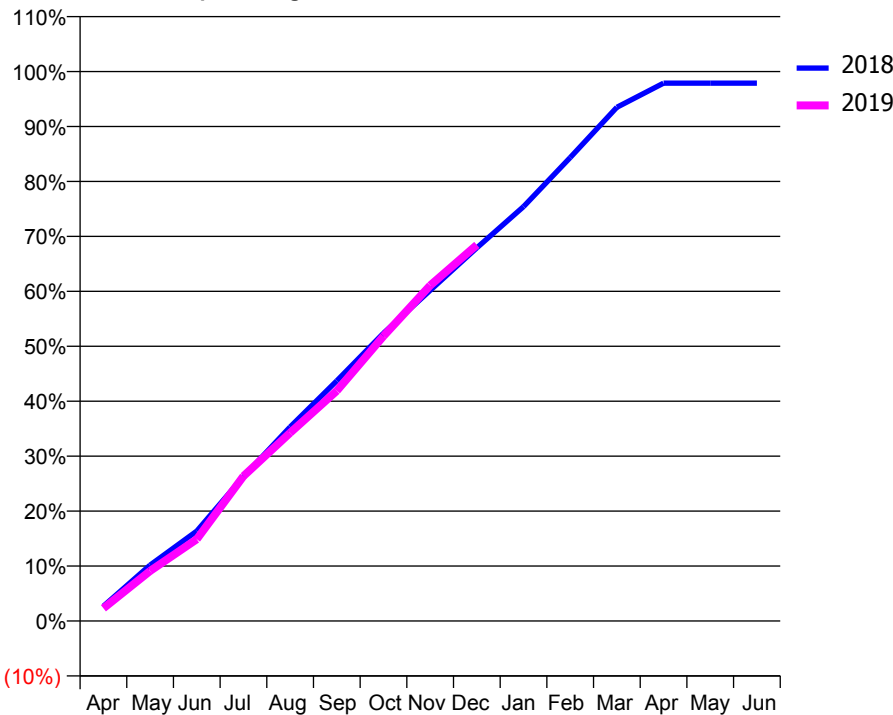
ACCESS*

Patients seen in 24 months	Total	Change since previous quarter
Quarter ending December 2017	10,080	
Quarter ending March 2018	10,102	→
Quarter ending June 2018	9,991	↓
Quarter ending September 2018	9,941	→
Quarter ending December 2018	10,038	→
Variance since December 2017	(0.4%)	→



ACTIVITY

Cumulative percentage of contracted UDA delivered 2018 & 2019



Month	Adjusted Scheduled Activity (UDA)	
	2018	2019
April	680	586
May	2,567	2,297
June	4,130	3,759
July	6,635	6,652
August	8,914	8,643
September	11,033	10,574
October	13,220	13,088
November	15,185	15,411
December	17,140	17,275
January	19,035	
February	21,290	
March	23,598	
April	24,707	
May	24,708	
June	24,708	

QUALITY

	Quantity	Base Number	Contract	AT	Region	England
% of FP17s for the same patient ID Re-attending within 3 months - Children	278	3,107	8.9%	8.9%	11.3%	11.8%
% of FP17s for the same patient ID Re-attending within 3 months - Adults	967	7,804	12.4%	13.0%	15.3%	15.6%
% of FP17s for the same patient ID Re-attending between 3 & 9 months - Children	2,022	3,107	65.1%	61.9%	61.1%	58.8%
% of FP17s for the same patient ID Re-attending between 3 & 9 months - Adults	4,369	7,804	56.0%	52.4%	52.4%	51.0%
% of FP17s for Band 1 Urgent Courses	659	9,787	6.7%	8.4%	9.5%	9.0%
% of FP17s Relating to Free Repair or Replacements	85	9,787	0.9%	0.7%	0.7%	0.8%
% of FP17s Relating to Continuations	57	9,787	0.6%	0.8%	0.8%	0.9%
% of Patients satisfied with the dentistry they have received	3	3	N/A	93.8%	93.1%	93.2%
% of Patients satisfied with the time they had to wait for an appointment	3	3	N/A	87.7%	87.8%	88.3%

* This is based on patients treated on this contract for their most recent course of treatment. Figures in italics indicate the base number of FP17s or Patient Questionnaire responses are less than 100. N/A is shown where the base number of responses is less than 10 during the period. % is calculated as Quantity/Base number*100

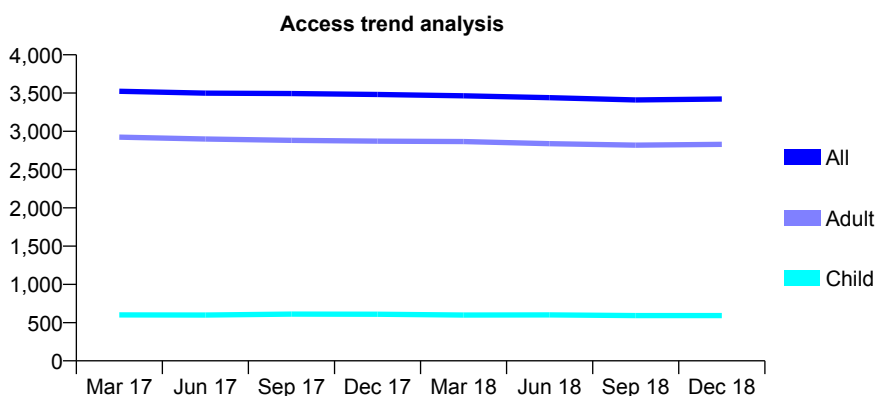
Q64 - Vital Signs At a Glance Contract Report for 672904/0002 - December 2018

Name or company name	MR DV BOWLES
Contract type name	GDS Contract
Purpose of contract	General
Contract start date	05/09/2012
Contract end date	

18/19 Contracted general activity (UDA)	8,803
Carry forward general activity (UDA)	0
18/19 Contracted orthodontic activity (UOA)	0
Carry forward orthodontic activity (UOA)	0
Baseline contract value	£195,762.97

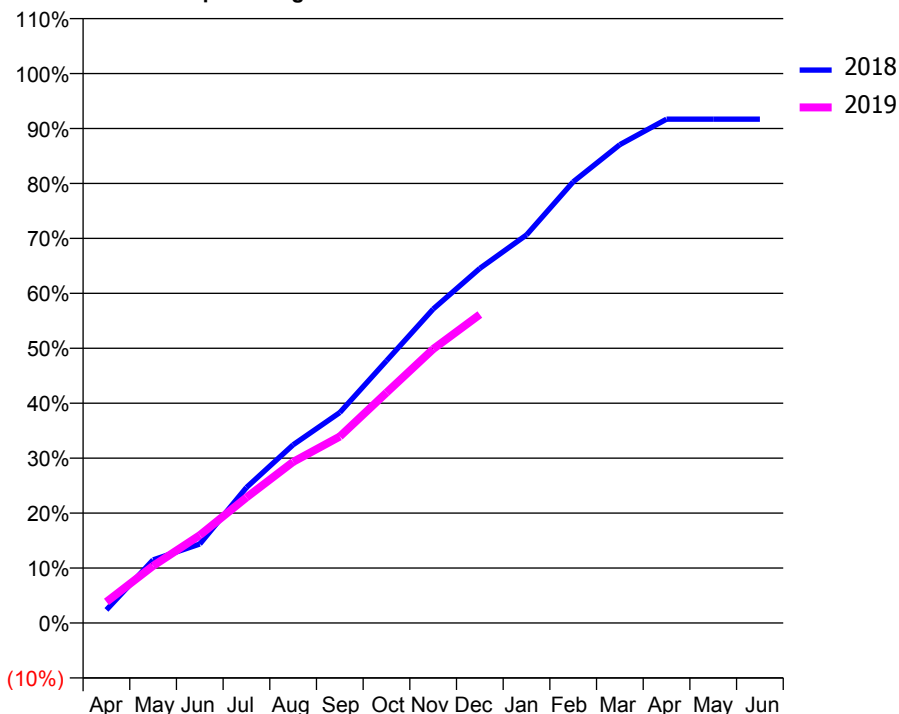
ACCESS*

Patients seen in 24 months	Total	Change since previous quarter
Quarter ending December 2017	3,482	
Quarter ending March 2018	3,464	→
Quarter ending June 2018	3,439	→
Quarter ending September 2018	3,410	→
Quarter ending December 2018	3,422	→
Variance since December 2017	(1.7%)	↓



ACTIVITY

Cumulative percentage of contracted UDA delivered 2018 & 2019



QUALITY

	Quantity	Base Number	Contract	AT	Region	England
% of FP17s for the same patient ID Re-attending within 3 months - Children	11	393	2.8%	8.9%	11.3%	11.8%
% of FP17s for the same patient ID Re-attending within 3 months - Adults	240	2,235	10.7%	13.0%	15.3%	15.6%
% of FP17s for the same patient ID Re-attending between 3 & 9 months - Children	30	393	7.6%	61.9%	61.1%	58.8%
% of FP17s for the same patient ID Re-attending between 3 & 9 months - Adults	681	2,235	30.5%	52.4%	52.4%	51.0%
% of FP17s for Band 1 Urgent Courses	40	2,469	1.6%	8.4%	9.5%	9.0%
% of FP17s Relating to Free Repair or Replacements	16	2,469	0.6%	0.7%	0.7%	0.8%
% of FP17s Relating to Continuations	69	2,469	2.8%	0.8%	0.8%	0.9%
% of Patients satisfied with the dentistry they have received	1	1	N/A	93.8%	93.1%	93.2%
% of Patients satisfied with the time they had to wait for an appointment	1	1	N/A	87.7%	87.8%	88.3%

* This is based on patients treated on this contract for their most recent course of treatment. Figures in italics indicate the base number of FP17s or Patient Questionnaire responses are less than 100. N/A is shown where the base number of responses is less than 10 during the period. % is calculated as Quantity/Base number*100

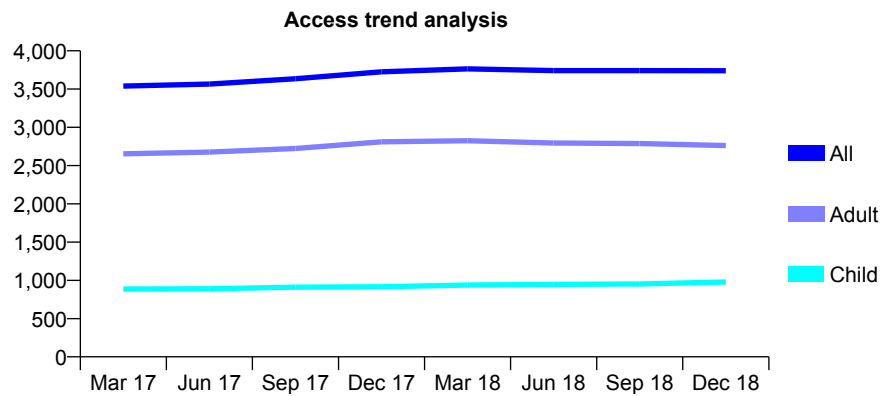
Q64 - Vital Signs At a Glance Contract Report for 674133/0001 - December 2018

Name or company name	Avon House Dental Practice
Contract type name	GDS Contract
Purpose of contract	General
Contract start date	04/12/2008
Contract end date	

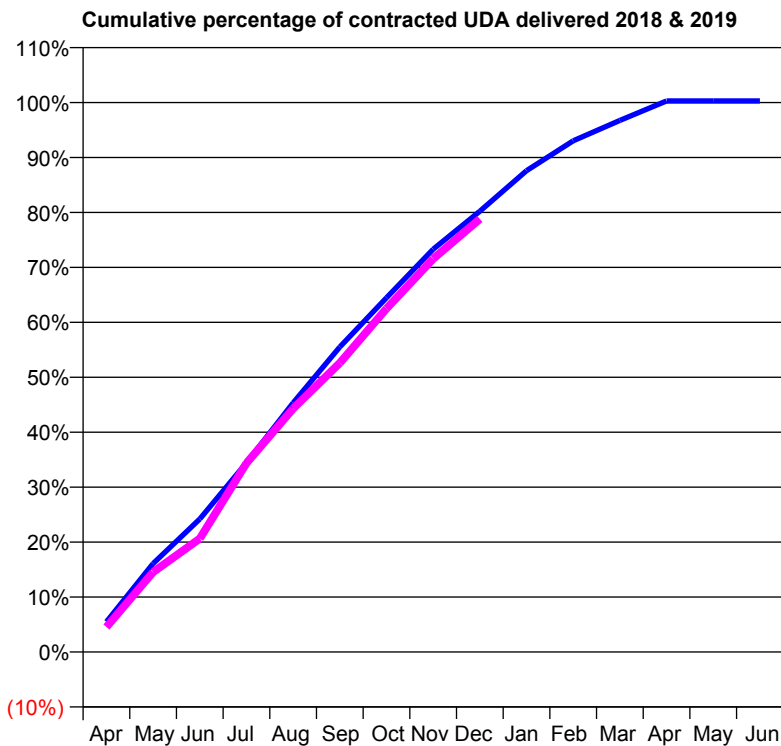
18/19 Contracted general activity (UDA)	7,153
Carry forward general activity (UDA)	-20
18/19 Contracted orthodontic activity (UOA)	0
Carry forward orthodontic activity (UOA)	0
Baseline contract value	£170,358.17

ACCESS*

Patients seen in 24 months	Total	Change since previous quarter
Quarter ending December 2017	3,726	
Quarter ending March 2018	3,763	→
Quarter ending June 2018	3,742	→
Quarter ending September 2018	3,741	→
Quarter ending December 2018	3,739	→
Variance since December 2017	0.3%	→



ACTIVITY



Month	Adjusted Scheduled Activity (UDA)	
	2018	2019
April	403	325
May	1,181	1,041
June	1,777	1,476
July	2,527	2,458
August	3,327	3,169
September	4,074	3,762
October	4,731	4,470
November	5,379	5,118
December	5,887	5,636
January	6,429	
February	6,828	
March	7,100	
April	7,359	
May	7,359	
June	7,359	

QUALITY

	Quantity	Base Number	Contract	AT	Region	England
% of FP17s for the same patient ID Re-attending within 3 months - Children	89	1,203	7.4%	8.9%	11.3%	11.8%
% of FP17s for the same patient ID Re-attending within 3 months - Adults	462	3,249	14.2%	13.0%	15.3%	15.6%
% of FP17s for the same patient ID Re-attending between 3 & 9 months - Children	752	1,203	62.5%	61.9%	61.1%	58.8%
% of FP17s for the same patient ID Re-attending between 3 & 9 months - Adults	1,803	3,249	55.5%	52.4%	52.4%	51.0%
% of FP17s for Band 1 Urgent Courses	301	3,677	8.2%	8.4%	9.5%	9.0%
% of FP17s Relating to Free Repair or Replacements	22	3,677	0.6%	0.7%	0.7%	0.8%
% of FP17s Relating to Continuations	21	3,677	0.6%	0.8%	0.8%	0.9%
% of Patients satisfied with the dentistry they have received	1	1	N/A	93.8%	93.1%	93.2%
% of Patients satisfied with the time they had to wait for an appointment	1	1	N/A	87.7%	87.8%	88.3%

* This is based on patients treated on this contract for their most recent course of treatment. Figures in italics indicate the base number of FP17s or Patient Questionnaire responses are less than 100. N/A is shown where the base number of responses is less than 10 during the period. % is calculated as Quantity/Base number*100

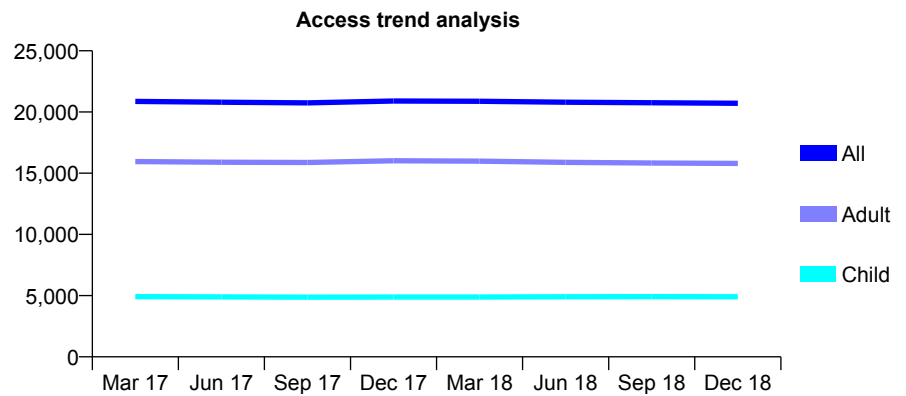
Q64 - Vital Signs At a Glance Contract Report for 674893/0001 - December 2018

Name or company name	Euro Dental Surgery
Contract type name	GDS Contract
Purpose of contract	General
Contract start date	01/04/2006
Contract end date	

18/19 Contracted general activity (UDA)	58,705
Carry forward general activity (UDA)	307
18/19 Contracted orthodontic activity (UOA)	0
Carry forward orthodontic activity (UOA)	0
Baseline contract value	£1,383,317.56

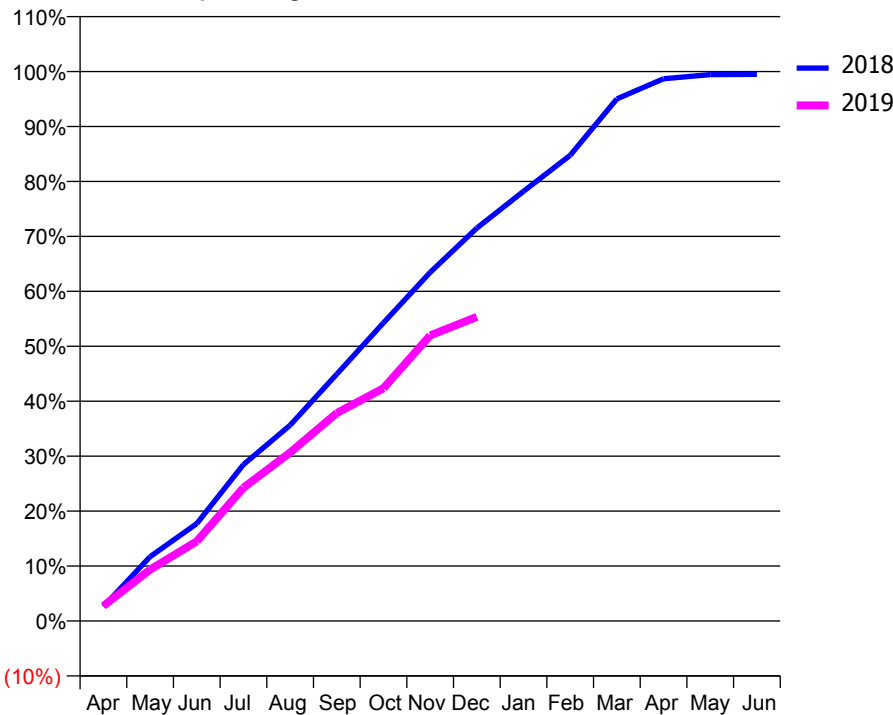
ACCESS*

Patients seen in 24 months	Total	Change since previous quarter
Quarter ending December 2017	20,899	
Quarter ending March 2018	20,875	→
Quarter ending June 2018	20,798	→
Quarter ending September 2018	20,752	→
Quarter ending December 2018	20,710	→
Variance since December 2017	(0.9%)	→



ACTIVITY

Cumulative percentage of contracted UDA delivered 2018 & 2019



Month	Adjusted Scheduled Activity (UDA)	
	2018	2019
April	1,543	1,615
May	6,868	5,487
June	10,400	8,519
July	16,720	14,235
August	20,917	18,004
September	26,373	22,222
October	31,856	24,864
November	37,246	30,504
December	41,975	32,484
January	45,901	
February	49,754	
March	55,775	
April	57,925	
May	58,375	
June	58,398	

QUALITY

	Quantity	Base Number	Contract	AT	Region	England
% of FP17s for the same patient ID Re-attending within 3 months - Children	251	4,958	5.1%	8.9%	11.3%	11.8%
% of FP17s for the same patient ID Re-attending within 3 months - Adults	1,446	14,480	10.0%	13.0%	15.3%	15.6%
% of FP17s for the same patient ID Re-attending between 3 & 9 months - Children	3,048	4,958	61.5%	61.9%	61.1%	58.8%
% of FP17s for the same patient ID Re-attending between 3 & 9 months - Adults	8,532	14,480	58.9%	52.4%	52.4%	51.0%
% of FP17s for Band 1 Urgent Courses	1,430	18,367	7.8%	8.4%	9.5%	9.0%
% of FP17s Relating to Free Repair or Replacements	49	18,367	0.3%	0.7%	0.7%	0.8%
% of FP17s Relating to Continuations	84	18,367	0.5%	0.8%	0.8%	0.9%
% of Patients satisfied with the dentistry they have received	11	14	78.6%	93.8%	93.1%	93.2%
% of Patients satisfied with the time they had to wait for an appointment	14	14	100.0%	87.7%	87.8%	88.3%

* This is based on patients treated on this contract for their most recent course of treatment. Figures in italics indicate the base number of FP17s or Patient Questionnaire responses are less than 100. N/A is shown where the base number of responses is less than 10 during the period. % is calculated as Quantity/Base number*100

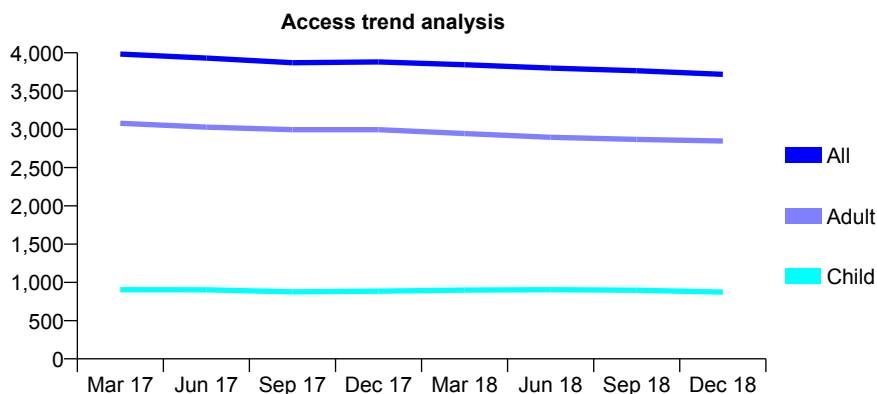
Q64 - Vital Signs At a Glance Contract Report for 676381/0001 - December 2018

Name or company name	Syed & Mekala
Contract type name	GDS Contract
Purpose of contract	General
Contract start date	01/04/2006
Contract end date	

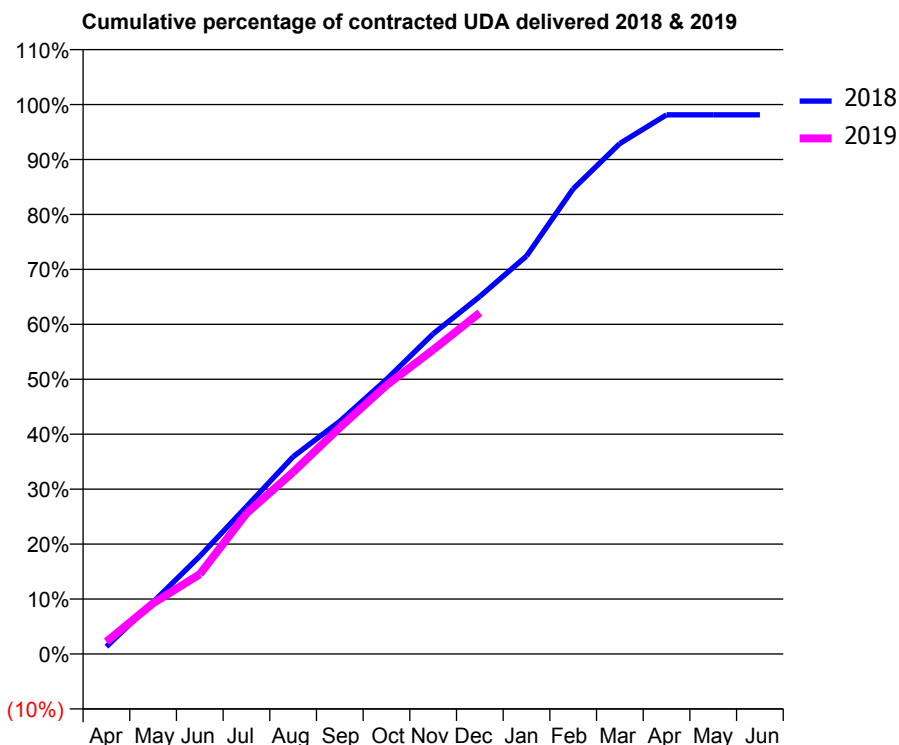
18/19 Contracted general activity (UDA)	13,000
Carry forward general activity (UDA)	243
18/19 Contracted orthodontic activity (UOA)	0
Carry forward orthodontic activity (UOA)	0
Baseline contract value	£304,104.11

ACCESS*

Patients seen in 24 months	Total	Change since previous quarter
Quarter ending December 2017	3,880	
Quarter ending March 2018	3,844	→
Quarter ending June 2018	3,800	↓
Quarter ending September 2018	3,765	→
Quarter ending December 2018	3,719	↓
Variance since December 2017	(4.1%)	↓



ACTIVITY



Month	2018	2019
April	176	293
May	1,229	1,199
June	2,313	1,889
July	3,488	3,327
August	4,668	4,304
September	5,506	5,360
October	6,496	6,358
November	7,575	7,197
December	8,459	8,075
January	9,415	
February	11,006	
March	12,078	
April	12,757	
May	12,757	
June	12,757	

QUALITY

	Quantity	Base Number	Contract	AT	Region	England
% of FP17s for the same patient ID Re-attending within 3 months - Children	68	1,038	6.6%	8.9%	11.3%	11.8%
% of FP17s for the same patient ID Re-attending within 3 months - Adults	528	3,396	15.5%	13.0%	15.3%	15.6%
% of FP17s for the same patient ID Re-attending between 3 & 9 months - Children	715	1,038	68.9%	61.9%	61.1%	58.8%
% of FP17s for the same patient ID Re-attending between 3 & 9 months - Adults	2,158	3,396	63.5%	52.4%	52.4%	51.0%
% of FP17s for Band 1 Urgent Courses	330	4,181	7.9%	8.4%	9.5%	9.0%
% of FP17s Relating to Free Repair or Replacements	33	4,181	0.8%	0.7%	0.7%	0.8%
% of FP17s Relating to Continuations	25	4,181	0.6%	0.8%	0.8%	0.9%
% of Patients satisfied with the dentistry they have received	5	6	N/A	93.8%	93.1%	93.2%
% of Patients satisfied with the time they had to wait for an appointment	5	6	N/A	87.7%	87.8%	88.3%

* This is based on patients treated on this contract for their most recent course of treatment. Figures in italics indicate the base number of FP17s or Patient Questionnaire responses are less than 100. N/A is shown where the base number of responses is less than 10 during the period. % is calculated as Quantity/Base number*100

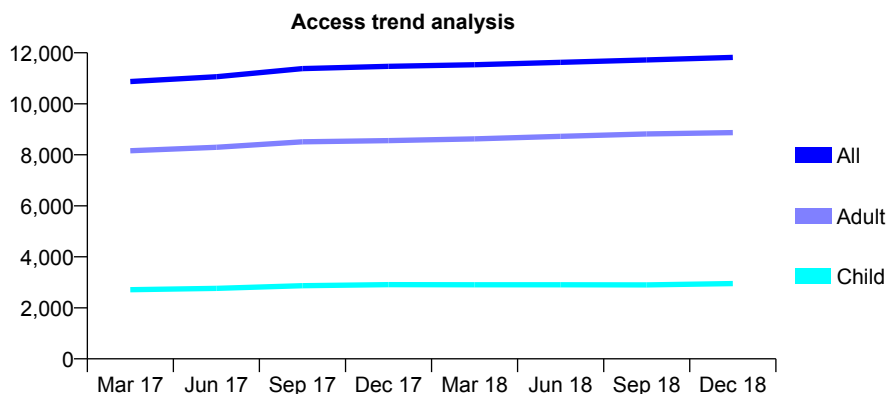
Q64 - Vital Signs At a Glance Contract Report for 678570/0001 - December 2018

Name or company name	MISS EL FOX
Contract type name	GDS Contract
Purpose of contract	General
Contract start date	01/06/2008
Contract end date	

18/19 Contracted general activity (UDA)	29,547
Carry forward general activity (UDA)	113
18/19 Contracted orthodontic activity (UOA)	0
Carry forward orthodontic activity (UOA)	0
Baseline contract value	£750,324.33

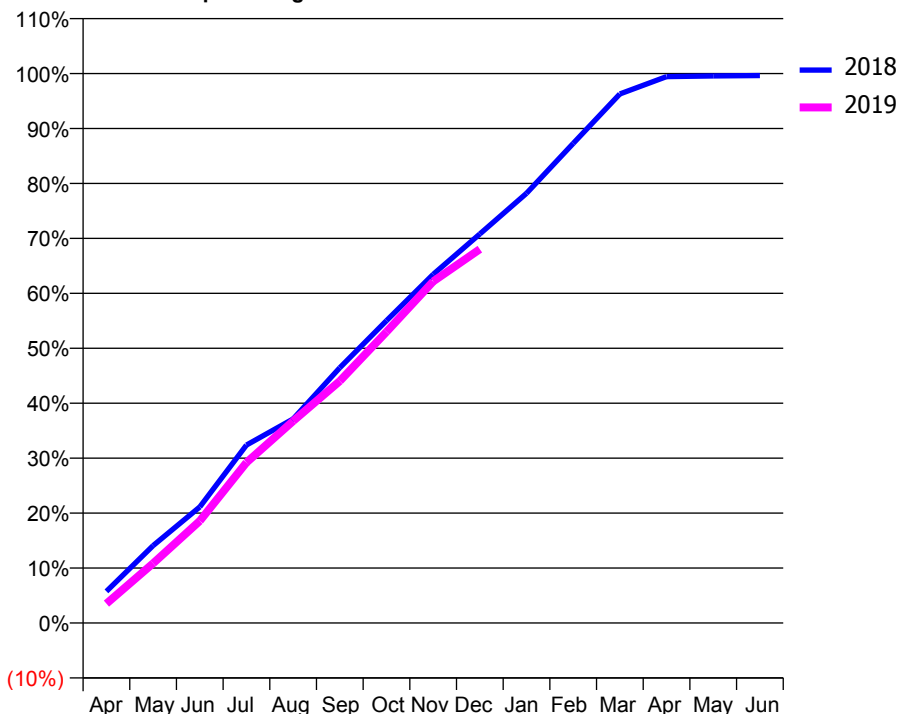
ACCESS*

Patients seen in 24 months	Total	Change since previous quarter
Quarter ending December 2017	11,468	
Quarter ending March 2018	11,531	→
Quarter ending June 2018	11,628	→
Quarter ending September 2018	11,718	→
Quarter ending December 2018	11,820	→
Variance since December 2017	3.1%	↑



ACTIVITY

Cumulative percentage of contracted UDA delivered 2018 & 2019



Month	Adjusted Scheduled Activity (UDA)	
	2018	2019
April	1,746	1,044
May	4,271	3,205
June	6,403	5,491
July	9,814	8,628
August	11,257	10,861
September	14,085	13,008
October	16,680	15,657
November	19,231	18,369
December	21,462	20,104
January	23,705	
February	26,459	
March	29,188	
April	30,140	
May	30,177	
June	30,202	

QUALITY

	Quantity	Base Number	Contract	AT	Region	England
% of FP17s for the same patient ID Re-attending within 3 months - Children	200	3,407	5.9%	8.9%	11.3%	11.8%
% of FP17s for the same patient ID Re-attending within 3 months - Adults	993	8,992	11.0%	13.0%	15.3%	15.6%
% of FP17s for the same patient ID Re-attending between 3 & 9 months - Children	2,411	3,407	70.8%	61.9%	61.1%	58.8%
% of FP17s for the same patient ID Re-attending between 3 & 9 months - Adults	5,146	8,992	57.2%	52.4%	52.4%	51.0%
% of FP17s for Band 1 Urgent Courses	1,058	11,808	9.0%	8.4%	9.5%	9.0%
% of FP17s Relating to Free Repair or Replacements	58	11,808	0.5%	0.7%	0.7%	0.8%
% of FP17s Relating to Continuations	20	11,808	0.2%	0.8%	0.8%	0.9%
% of Patients satisfied with the dentistry they have received	5	5	N/A	93.8%	93.1%	93.2%
% of Patients satisfied with the time they had to wait for an appointment	5	5	N/A	87.7%	87.8%	88.3%

* This is based on patients treated on this contract for their most recent course of treatment. Figures in italics indicate the base number of FP17s or Patient Questionnaire responses are less than 100. N/A is shown where the base number of responses is less than 10 during the period. % is calculated as Quantity/Base number*100

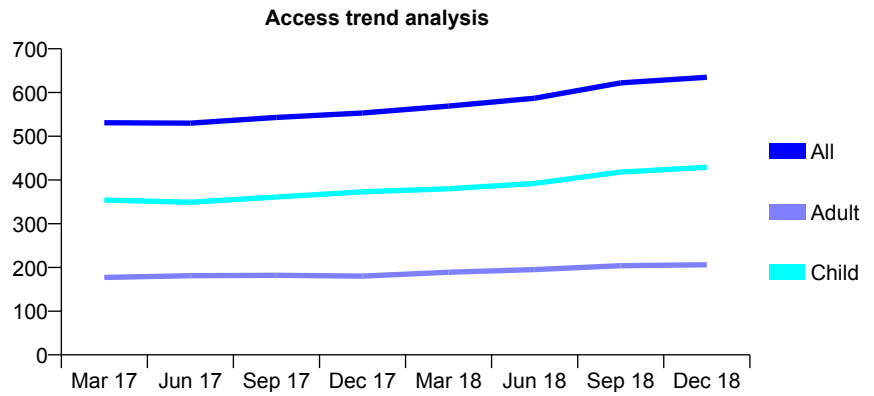
Q64 - Vital Signs At a Glance Contract Report for 682586/0003 - December 2018

Name or company name	MR EJ LOCKE
Contract type name	GDS Contract
Purpose of contract	General
Contract start date	01/02/2014
Contract end date	

18/19 Contracted general activity (UDA)	1,350
Carry forward general activity (UDA)	-27
18/19 Contracted orthodontic activity (UOA)	0
Carry forward orthodontic activity (UOA)	0
Baseline contract value	£42,179.47

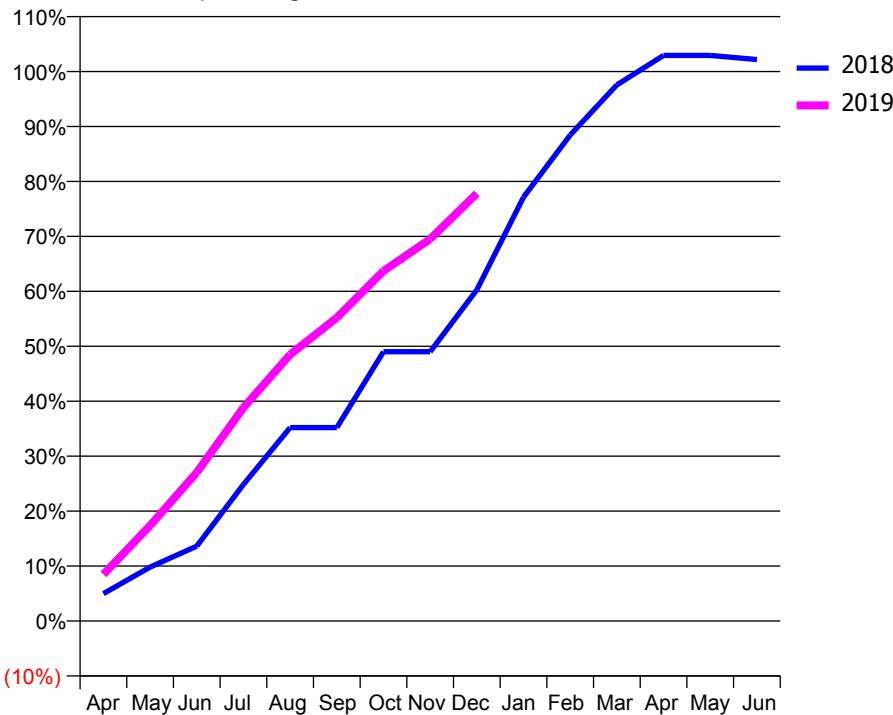
ACCESS*

Patients seen in 24 months	Total	Change since previous quarter
Quarter ending December 2017	553	
Quarter ending March 2018	569	↑
Quarter ending June 2018	587	↑
Quarter ending September 2018	622	↑
Quarter ending December 2018	635	↑
Variance since December 2017	14.8%	↑



ACTIVITY

Cumulative percentage of contracted UDA delivered 2018 & 2019



Month	Adjusted Scheduled Activity (UDA)	
	2018	2019
April	67	115
May	132	235
June	184	365
July	336	524
August	475	655
September	475	745
October	662	860
November	662	938
December	814	1,050
January	1,041	
February	1,194	
March	1,317	
April	1,389	
May	1,389	
June	1,379	

QUALITY

	Quantity	Base Number	Contract	AT	Region	England
% of FP17s for the same patient ID Re-attending within 3 months - Children	22	482	4.6%	8.9%	11.3%	11.8%
% of FP17s for the same patient ID Re-attending within 3 months - Adults	31	177	17.5%	13.0%	15.3%	15.6%
% of FP17s for the same patient ID Re-attending between 3 & 9 months - Children	310	482	64.3%	61.9%	61.1%	58.8%
% of FP17s for the same patient ID Re-attending between 3 & 9 months - Adults	80	177	45.2%	52.4%	52.4%	51.0%
% of FP17s for Band 1 Urgent Courses	62	613	10.1%	8.4%	9.5%	9.0%
% of FP17s Relating to Free Repair or Replacements	1	613	0.2%	0.7%	0.7%	0.8%
% of FP17s Relating to Continuations	0	613	0.0%	0.8%	0.8%	0.9%
% of Patients satisfied with the dentistry they have received	0	0	N/A	93.8%	93.1%	93.2%
% of Patients satisfied with the time they had to wait for an appointment	0	0	N/A	87.7%	87.8%	88.3%

* This is based on patients treated on this contract for their most recent course of treatment. Figures in italics indicate the base number of FP17s or Patient Questionnaire responses are less than 100. N/A is shown where the base number of responses is less than 10 during the period. % is calculated as Quantity/Base number*100

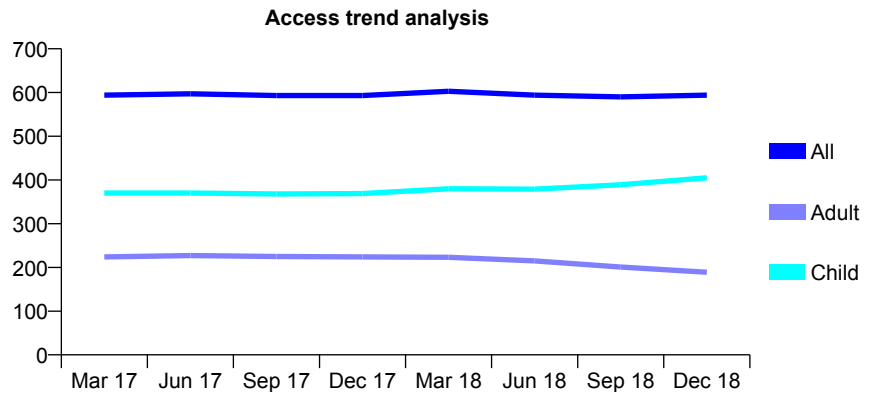
Q64 - Vital Signs At a Glance Contract Report for 685046/0001 - December 2018

Name or company name	MR DJ MORLEY
Contract type name	GDS Contract
Purpose of contract	General
Contract start date	01/04/2006
Contract end date	

18/19 Contracted general activity (UDA)	1,750
Carry forward general activity (UDA)	0
18/19 Contracted orthodontic activity (UOA)	0
Carry forward orthodontic activity (UOA)	0
Baseline contract value	£40,055.54

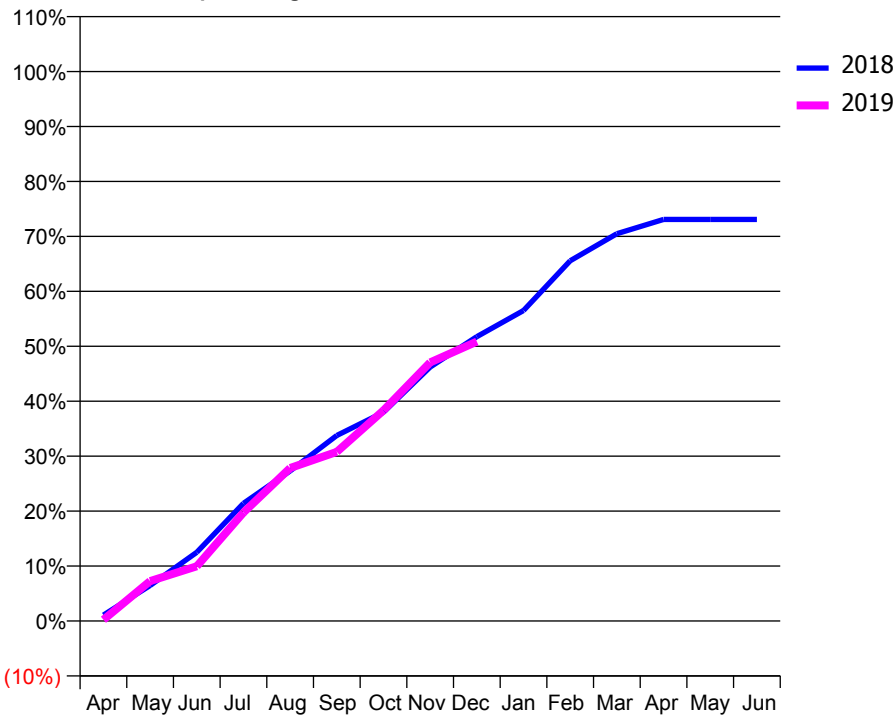
ACCESS*

Patients seen in 24 months	Total	Change since previous quarter
Quarter ending December 2017	593	
Quarter ending March 2018	603	→
Quarter ending June 2018	594	↓
Quarter ending September 2018	590	→
Quarter ending December 2018	594	→
Variance since December 2017	0.2%	→



ACTIVITY

Cumulative percentage of contracted UDA delivered 2018 & 2019



Month	Adjusted Scheduled Activity (UDA)	
	2018	2019
April	19	4
May	113	127
June	219	174
July	375	345
August	478	487
September	591	539
October	665	671
November	809	824
December	906	890
January	989	
February	1,147	
March	1,234	
April	1,279	
May	1,279	
June	1,279	

QUALITY

	Quantity	Base Number	Contract	AT	Region	England
% of FP17s for the same patient ID Re-attending within 3 months - Children	21	456	4.6%	8.9%	11.3%	11.8%
% of FP17s for the same patient ID Re-attending within 3 months - Adults	11	151	7.3%	13.0%	15.3%	15.6%
% of FP17s for the same patient ID Re-attending between 3 & 9 months - Children	283	456	62.1%	61.9%	61.1%	58.8%
% of FP17s for the same patient ID Re-attending between 3 & 9 months - Adults	78	151	51.7%	52.4%	52.4%	51.0%
% of FP17s for Band 1 Urgent Courses	20	565	3.5%	8.4%	9.5%	9.0%
% of FP17s Relating to Free Repair or Replacements	0	565	0.0%	0.7%	0.7%	0.8%
% of FP17s Relating to Continuations	0	565	0.0%	0.8%	0.8%	0.9%
% of Patients satisfied with the dentistry they have received	0	0	N/A	93.8%	93.1%	93.2%
% of Patients satisfied with the time they had to wait for an appointment	0	0	N/A	87.7%	87.8%	88.3%

* This is based on patients treated on this contract for their most recent course of treatment. Figures in italics indicate the base number of FP17s or Patient Questionnaire responses are less than 100. N/A is shown where the base number of responses is less than 10 during the period. % is calculated as Quantity/Base number*100

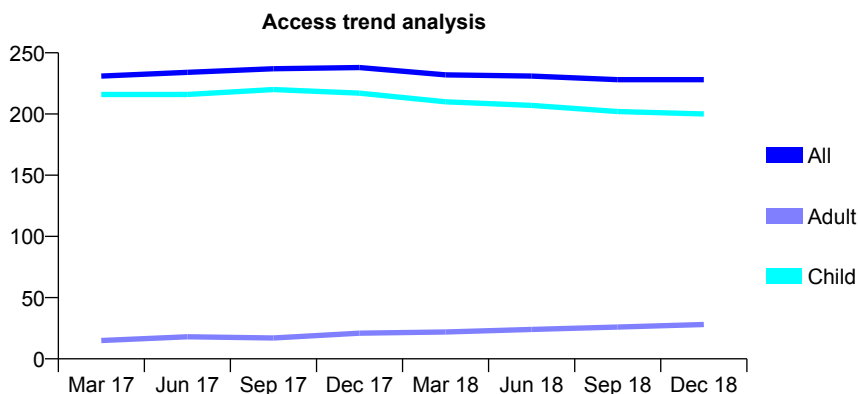
Q64 - Vital Signs At a Glance Contract Report for 685240/0001 - December 2018

Name or company name	MR OC GUY
Contract type name	GDS Contract
Purpose of contract	General
Contract start date	01/04/2006
Contract end date	

18/19 Contracted general activity (UDA)	440
Carry forward general activity (UDA)	0
18/19 Contracted orthodontic activity (UOA)	0
Carry forward orthodontic activity (UOA)	0
Baseline contract value	£10,614.73

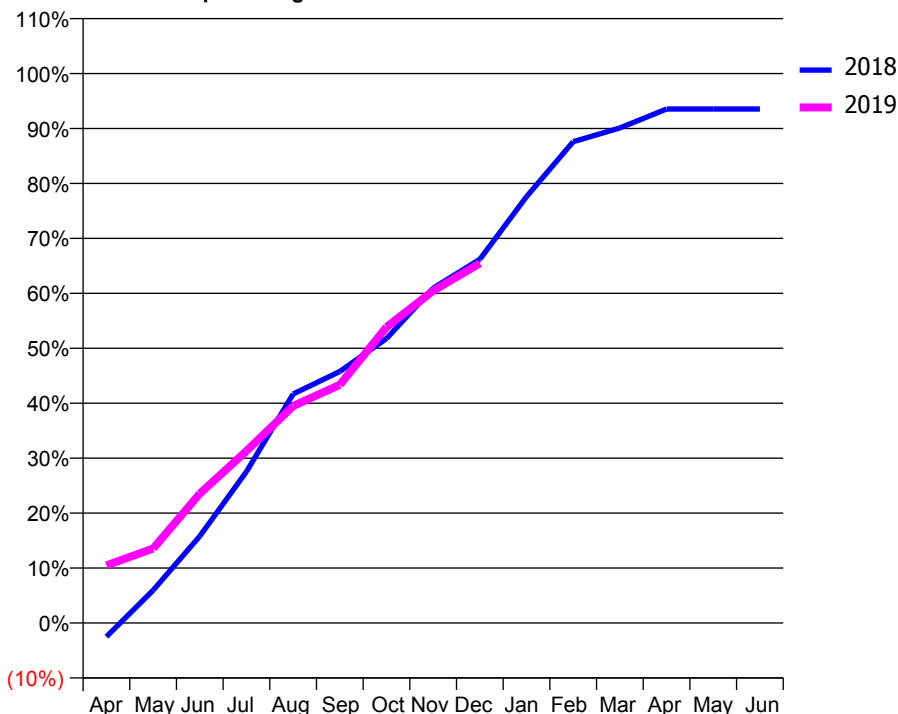
ACCESS*

Patients seen in 24 months	Total	Change since previous quarter
Quarter ending December 2017	238	
Quarter ending March 2018	232	↓
Quarter ending June 2018	231	→
Quarter ending September 2018	228	↓
Quarter ending December 2018	228	→
Variance since December 2017	(4.2%)	↓



ACTIVITY

Cumulative percentage of contracted UDA delivered 2018 & 2019



Month	Adjusted Scheduled Activity (UDA)	
	2018	2019
April	-11	46
May	26	60
June	70	104
July	121	138
August	183	174
September	201	191
October	228	237
November	268	266
December	291	288
January	341	
February	385	
March	396	
April	412	
May	412	
June	412	

QUALITY

	Quantity	Base Number	Contract	AT	Region	England
% of FP17s for the same patient ID Re-attending within 3 months - Children	6	253	2.4%	8.9%	11.3%	11.8%
% of FP17s for the same patient ID Re-attending within 3 months - Adults	0	13	0.0%	13.0%	15.3%	15.6%
% of FP17s for the same patient ID Re-attending between 3 & 9 months - Children	180	253	71.1%	61.9%	61.1%	58.8%
% of FP17s for the same patient ID Re-attending between 3 & 9 months - Adults	13	13	100.0%	52.4%	52.4%	51.0%
% of FP17s for Band 1 Urgent Courses	5	251	2.0%	8.4%	9.5%	9.0%
% of FP17s Relating to Free Repair or Replacements	0	251	0.0%	0.7%	0.7%	0.8%
% of FP17s Relating to Continuations	0	251	0.0%	0.8%	0.8%	0.9%
% of Patients satisfied with the dentistry they have received	0	0	N/A	93.8%	93.1%	93.2%
% of Patients satisfied with the time they had to wait for an appointment	0	0	N/A	87.7%	87.8%	88.3%

* This is based on patients treated on this contract for their most recent course of treatment. Figures in italics indicate the base number of FP17s or Patient Questionnaire responses are less than 100. N/A is shown where the base number of responses is less than 10 during the period. % is calculated as Quantity/Base number*100

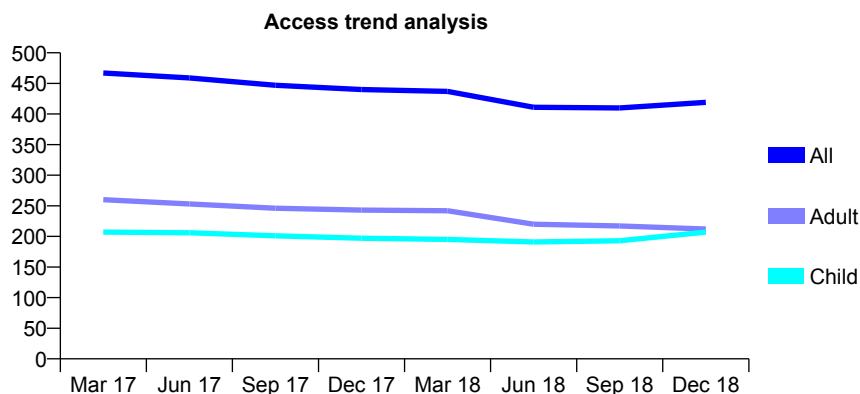
Q64 - Vital Signs At a Glance Contract Report for 725676/0003 - December 2018

Name or company name	MRS MN PICKARD
Contract type name	GDS Contract
Purpose of contract	General
Contract start date	02/04/2010
Contract end date	

18/19 Contracted general activity (UDA)	1,400
Carry forward general activity (UDA)	0
18/19 Contracted orthodontic activity (UOA)	0
Carry forward orthodontic activity (UOA)	0
Baseline contract value	£29,771.20

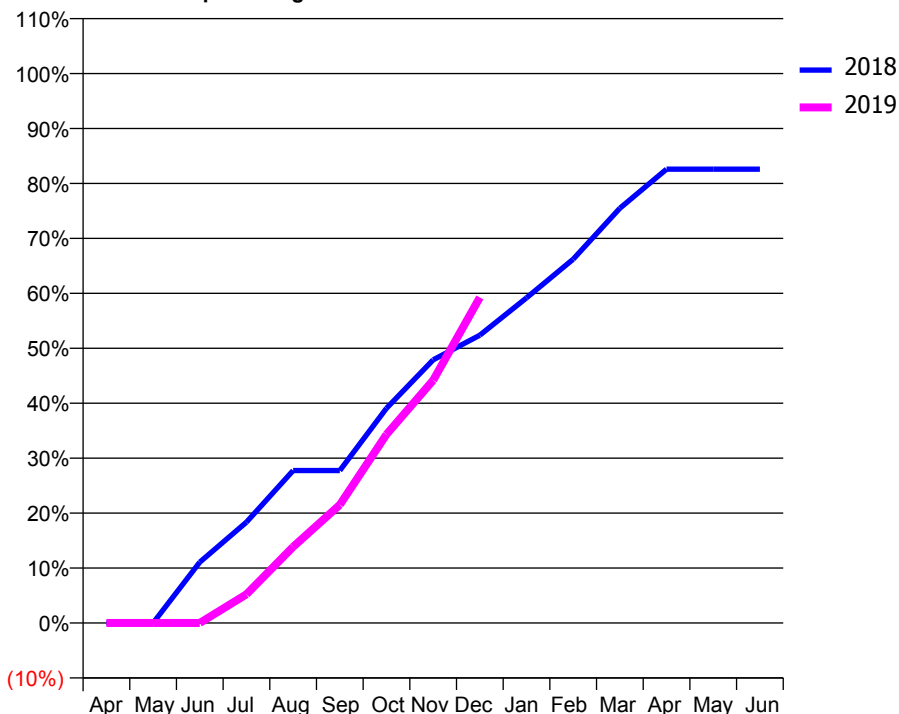
ACCESS*

Patients seen in 24 months	Total	Change since previous quarter
Quarter ending December 2017	440	
Quarter ending March 2018	437	→
Quarter ending June 2018	411	↓
Quarter ending September 2018	410	→
Quarter ending December 2018	419	↑
Variance since December 2017	(4.8%)	↓



ACTIVITY

Cumulative percentage of contracted UDA delivered 2018 & 2019



Month	Adjusted Scheduled Activity (UDA)	
	2018	2019
April	0	0
May	0	0
June	188	0
July	312	73
August	472	194
September	472	301
October	664	481
November	814	619
December	890	829
January	1,006	
February	1,126	
March	1,283	
April	1,404	
May	1,404	
June	1,404	

QUALITY

	Quantity	Base Number	Contract	AT	Region	England
% of FP17s for the same patient ID Re-attending within 3 months - Children	41	309	13.3%	8.9%	11.3%	11.8%
% of FP17s for the same patient ID Re-attending within 3 months - Adults	96	282	34.0%	13.0%	15.3%	15.6%
% of FP17s for the same patient ID Re-attending between 3 & 9 months - Children	193	309	62.5%	61.9%	61.1%	58.8%
% of FP17s for the same patient ID Re-attending between 3 & 9 months - Adults	134	282	47.5%	52.4%	52.4%	51.0%
% of FP17s for Band 1 Urgent Courses	31	523	5.9%	8.4%	9.5%	9.0%
% of FP17s Relating to Free Repair or Replacements	0	523	0.0%	0.7%	0.7%	0.8%
% of FP17s Relating to Continuations	0	523	0.0%	0.8%	0.8%	0.9%
% of Patients satisfied with the dentistry they have received	0	0	N/A	93.8%	93.1%	93.2%
% of Patients satisfied with the time they had to wait for an appointment	0	0	N/A	87.7%	87.8%	88.3%

* This is based on patients treated on this contract for their most recent course of treatment. Figures in italics indicate the base number of FP17s or Patient Questionnaire responses are less than 100. N/A is shown where the base number of responses is less than 10 during the period. % is calculated as Quantity/Base number*100

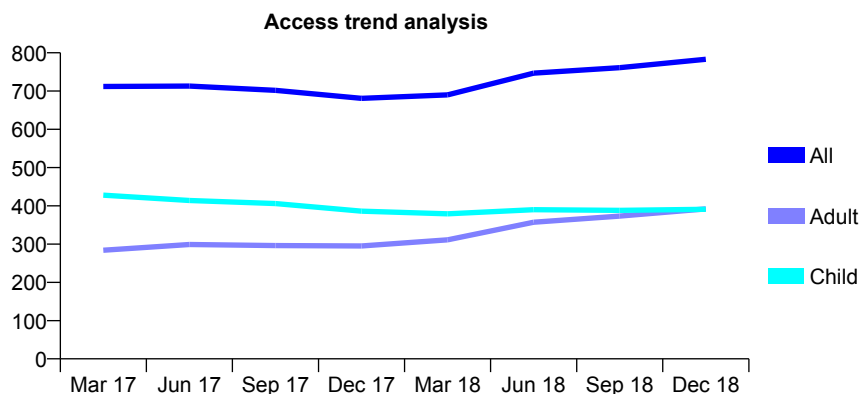
Q64 - Vital Signs At a Glance Contract Report for 731633/0001 - December 2018

Name or company name	MR PJ COOKE
Contract type name	GDS Contract
Purpose of contract	General and Orthodontic
Contract start date	01/04/2006
Contract end date	

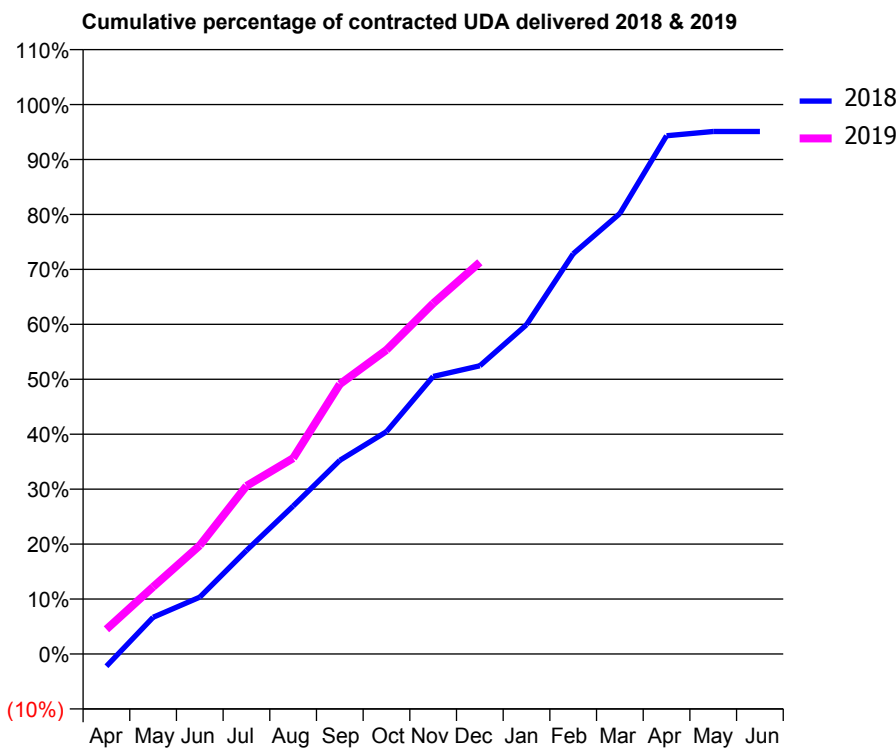
18/19 Contracted general activity (UDA)	1,285
Carry forward general activity (UDA)	0
18/19 Contracted orthodontic activity (UOA)	1,200
Carry forward orthodontic activity (UOA)	0
Baseline contract value	£107,332.46

ACCESS*

Patients seen in 24 months	Total	Change since previous quarter
Quarter ending December 2017	681	
Quarter ending March 2018	690	→
Quarter ending June 2018	747	↑
Quarter ending September 2018	761	→
Quarter ending December 2018	783	↑
Variance since December 2017	15.0%	↑



ACTIVITY



Month	Adjusted Scheduled Activity (UDA)	
	2018	2019
April	-29	58
May	86	157
June	133	254
July	242	393
August	346	458
September	453	631
October	520	711
November	649	820
December	674	916
January	770	
February	936	
March	1,030	
April	1,212	
May	1,222	
June	1,222	

QUALITY

	Quantity	Base Number	Contract	AT	Region	England
% of FP17s for the same patient ID Re-attending within 3 months - Children	44	531	8.3%	8.9%	11.3%	11.8%
% of FP17s for the same patient ID Re-attending within 3 months - Adults	9	235	3.8%	13.0%	15.3%	15.6%
% of FP17s for the same patient ID Re-attending between 3 & 9 months - Children	219	531	41.2%	61.9%	61.1%	58.8%
% of FP17s for the same patient ID Re-attending between 3 & 9 months - Adults	73	235	31.1%	52.4%	52.4%	51.0%
% of FP17s for Band 1 Urgent Courses	0	526	0.0%	8.4%	9.5%	9.0%
% of FP17s Relating to Free Repair or Replacements	0	526	0.0%	0.7%	0.7%	0.8%
% of FP17s Relating to Continuations	8	526	1.5%	0.8%	0.8%	0.9%
% of Patients satisfied with the dentistry they have received	1	1	N/A	93.8%	93.1%	93.2%
% of Patients satisfied with the time they had to wait for an appointment	1	1	N/A	87.7%	87.8%	88.3%

* This is based on patients treated on this contract for their most recent course of treatment. Figures in italics indicate the base number of FP17s or Patient Questionnaire responses are less than 100. N/A is shown where the base number of responses is less than 10 during the period. % is calculated as Quantity/Base number*100

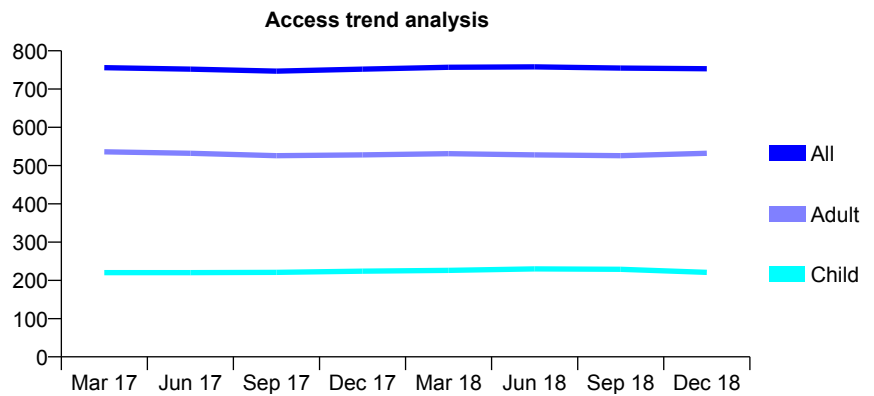
Q64 - Vital Signs At a Glance Contract Report for 736716/0001 - December 2018

Name or company name	MRS J ROBSON
Contract type name	GDS Contract
Purpose of contract	General
Contract start date	01/04/2006
Contract end date	

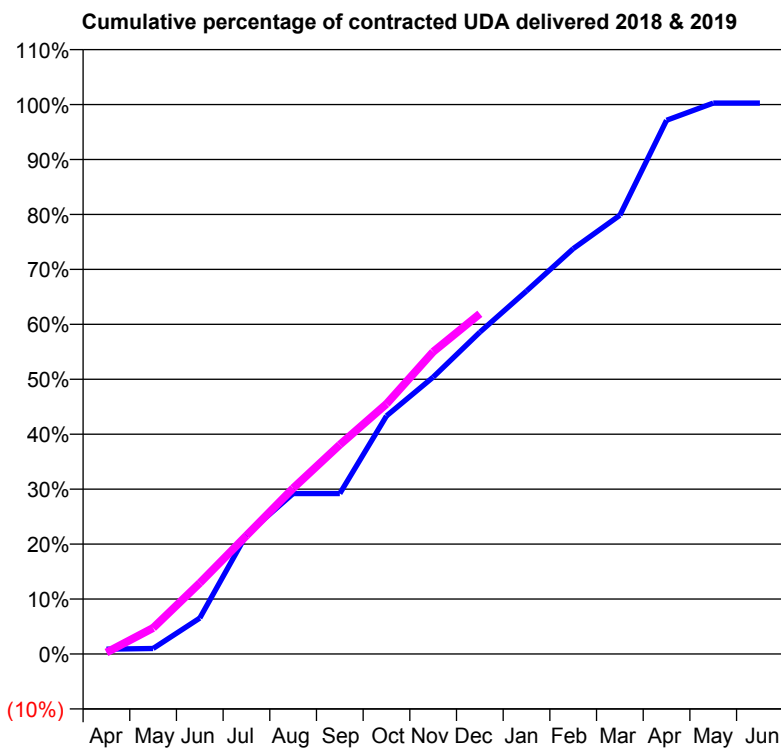
18/19 Contracted general activity (UDA)	1,800
Carry forward general activity (UDA)	-5
18/19 Contracted orthodontic activity (UOA)	0
Carry forward orthodontic activity (UOA)	0
Baseline contract value	£49,617.32

ACCESS*

Patients seen in 24 months	Total	Change since previous quarter
Quarter ending December 2017	752	
Quarter ending March 2018	757	→
Quarter ending June 2018	758	→
Quarter ending September 2018	755	→
Quarter ending December 2018	753	→
Variance since December 2017	0.1%	→



ACTIVITY



Month	Adjusted Scheduled Activity (UDA)	
	2018	2019
April	16	5
May	18	85
June	118	233
July	391	388
August	526	543
September	526	686
October	780	819
November	907	990
December	1,054	1,115
January	1,189	
February	1,328	
March	1,437	
April	1,748	
May	1,805	
June	1,805	

QUALITY

	Quantity	Base Number	Contract	AT	Region	England
% of FP17s for the same patient ID Re-attending within 3 months - Children	11	265	4.2%	8.9%	11.3%	11.8%
% of FP17s for the same patient ID Re-attending within 3 months - Adults	62	630	9.8%	13.0%	15.3%	15.6%
% of FP17s for the same patient ID Re-attending between 3 & 9 months - Children	193	265	72.8%	61.9%	61.1%	58.8%
% of FP17s for the same patient ID Re-attending between 3 & 9 months - Adults	436	630	69.2%	52.4%	52.4%	51.0%
% of FP17s for Band 1 Urgent Courses	28	673	4.2%	8.4%	9.5%	9.0%
% of FP17s Relating to Free Repair or Replacements	0	673	0.0%	0.7%	0.7%	0.8%
% of FP17s Relating to Continuations	3	673	0.4%	0.8%	0.8%	0.9%
% of Patients satisfied with the dentistry they have received	0	0	N/A	93.8%	93.1%	93.2%
% of Patients satisfied with the time they had to wait for an appointment	0	0	N/A	87.7%	87.8%	88.3%

* This is based on patients treated on this contract for their most recent course of treatment. Figures in italics indicate the base number of FP17s or Patient Questionnaire responses are less than 100. N/A is shown where the base number of responses is less than 10 during the period. % is calculated as Quantity/Base number*100

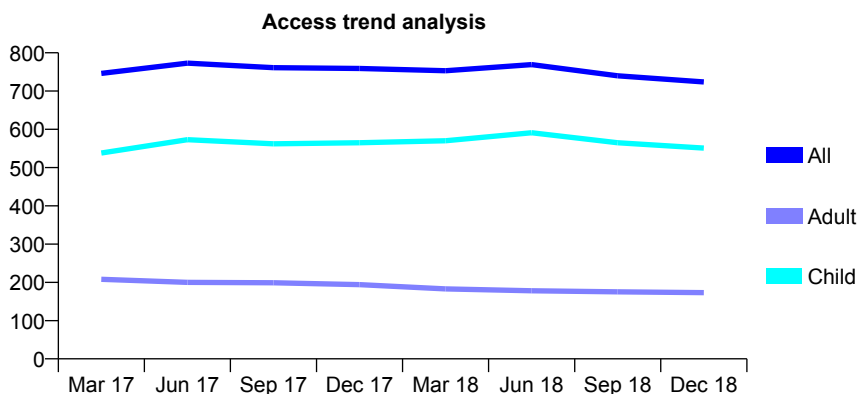
Q64 - Vital Signs At a Glance Contract Report for 737704/0002 - December 2018

Name or company name	MR AC MILLER
Contract type name	GDS Contract
Purpose of contract	General
Contract start date	01/04/2006
Contract end date	

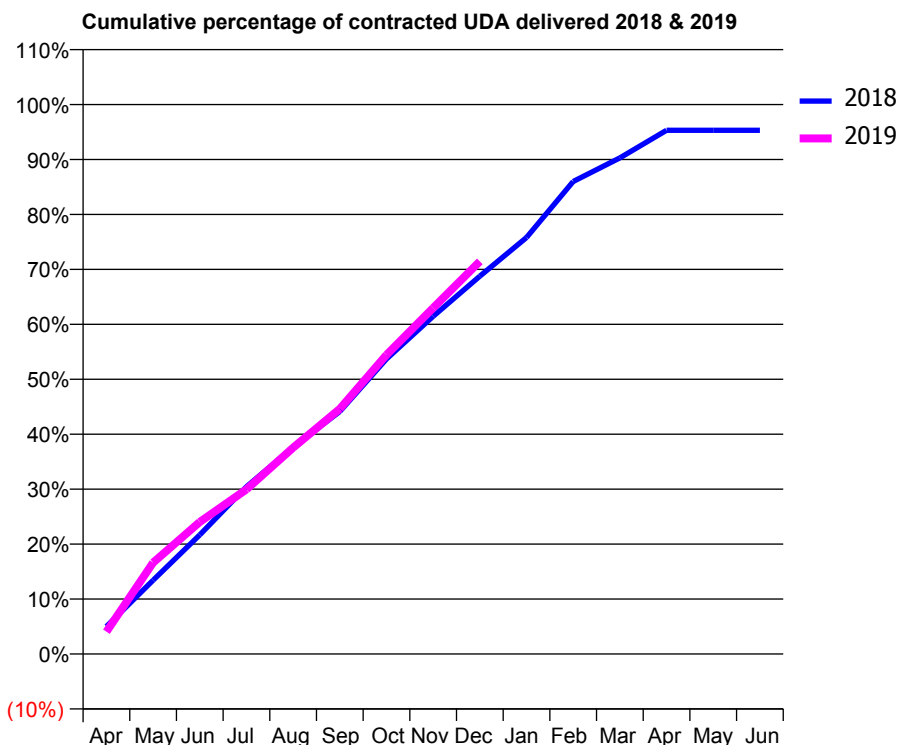
18/19 Contracted general activity (UDA)	1,355
Carry forward general activity (UDA)	0
18/19 Contracted orthodontic activity (UOA)	0
Carry forward orthodontic activity (UOA)	0
Baseline contract value	£30,435.95

ACCESS*

Patients seen in 24 months	Total	Change since previous quarter
Quarter ending December 2017	759	
Quarter ending March 2018	753	→
Quarter ending June 2018	769	↑
Quarter ending September 2018	740	↓
Quarter ending December 2018	724	↓
Variance since December 2017	(4.6%)	↓



ACTIVITY



Adjusted Scheduled Activity (UDA)		
Month	2018	2019
April	72	55
May	193	225
June	311	326
July	437	406
August	540	509
September	633	605
October	770	738
November	882	853
December	987	968
January	1,088	
February	1,234	
March	1,296	
April	1,368	
May	1,368	
June	1,368	

QUALITY

	Quantity	Base Number	Contract	AT	Region	England
% of FP17s for the same patient ID Re-attending within 3 months - Children	32	706	4.5%	8.9%	11.3%	11.8%
% of FP17s for the same patient ID Re-attending within 3 months - Adults	11	125	8.8%	13.0%	15.3%	15.6%
% of FP17s for the same patient ID Re-attending between 3 & 9 months - Children	407	706	57.6%	61.9%	61.1%	58.8%
% of FP17s for the same patient ID Re-attending between 3 & 9 months - Adults	66	125	52.8%	52.4%	52.4%	51.0%
% of FP17s for Band 1 Urgent Courses	61	778	7.8%	8.4%	9.5%	9.0%
% of FP17s Relating to Free Repair or Replacements	0	778	0.0%	0.7%	0.7%	0.8%
% of FP17s Relating to Continuations	7	778	0.9%	0.8%	0.8%	0.9%
% of Patients satisfied with the dentistry they have received	0	0	N/A	93.8%	93.1%	93.2%
% of Patients satisfied with the time they had to wait for an appointment	0	0	N/A	87.7%	87.8%	88.3%

* This is based on patients treated on this contract for their most recent course of treatment. Figures in italics indicate the base number of FP17s or Patient Questionnaire responses are less than 100. N/A is shown where the base number of responses is less than 10 during the period. % is calculated as Quantity/Base number*100

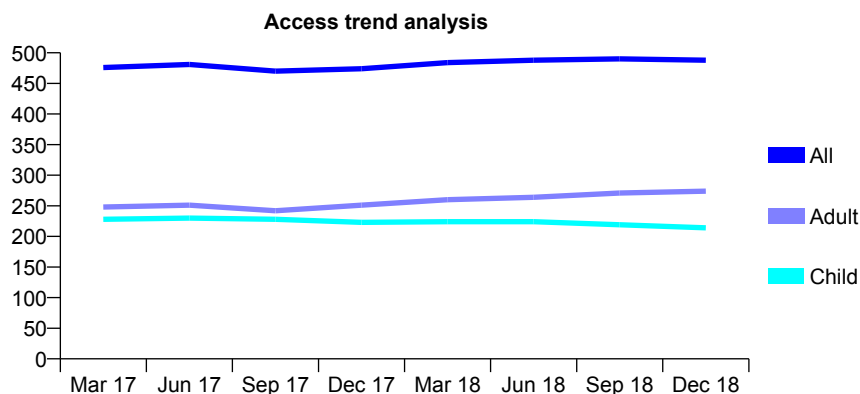
Q64 - Vital Signs At a Glance Contract Report for 740594/0001 - December 2018

Name or company name	MISS JM HAYES
Contract type name	GDS Contract
Purpose of contract	General
Contract start date	01/04/2006
Contract end date	

18/19 Contracted general activity (UDA)	998
Carry forward general activity (UDA)	3
18/19 Contracted orthodontic activity (UOA)	0
Carry forward orthodontic activity (UOA)	0
Baseline contract value	£21,357.10

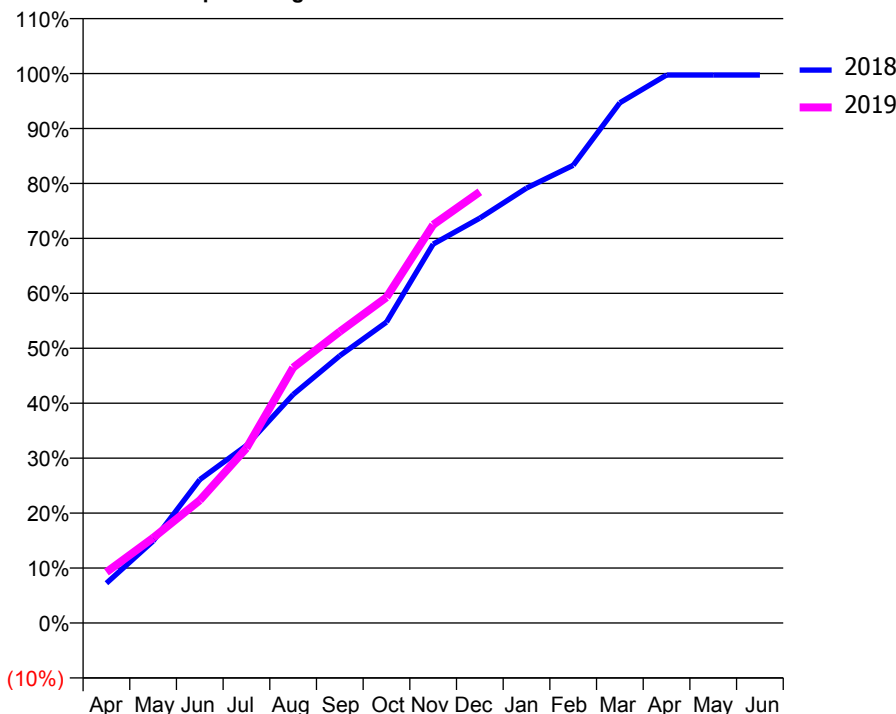
ACCESS*

Patients seen in 24 months	Total	Change since previous quarter
Quarter ending December 2017	474	
Quarter ending March 2018	484	↑
Quarter ending June 2018	488	→
Quarter ending September 2018	490	→
Quarter ending December 2018	488	→
Variance since December 2017	3.0%	↑



ACTIVITY

Cumulative percentage of contracted UDA delivered 2018 & 2019



Month	Adjusted Scheduled Activity (UDA)	
	2018	2019
April	72	92
May	149	155
June	260	223
July	322	318
August	415	464
September	485	529
October	547	592
November	688	723
December	735	783
January	790	
February	831	
March	945	
April	995	
May	995	
June	995	

QUALITY

	Quantity	Base Number	Contract	AT	Region	England
% of FP17s for the same patient ID Re-attending within 3 months - Children	7	250	2.8%	8.9%	11.3%	11.8%
% of FP17s for the same patient ID Re-attending within 3 months - Adults	32	312	10.3%	13.0%	15.3%	15.6%
% of FP17s for the same patient ID Re-attending between 3 & 9 months - Children	123	250	49.2%	61.9%	61.1%	58.8%
% of FP17s for the same patient ID Re-attending between 3 & 9 months - Adults	181	312	58.0%	52.4%	52.4%	51.0%
% of FP17s for Band 1 Urgent Courses	25	532	4.7%	8.4%	9.5%	9.0%
% of FP17s Relating to Free Repair or Replacements	0	532	0.0%	0.7%	0.7%	0.8%
% of FP17s Relating to Continuations	0	532	0.0%	0.8%	0.8%	0.9%
% of Patients satisfied with the dentistry they have received	0	0	N/A	93.8%	93.1%	93.2%
% of Patients satisfied with the time they had to wait for an appointment	0	0	N/A	87.7%	87.8%	88.3%

* This is based on patients treated on this contract for their most recent course of treatment. Figures in italics indicate the base number of FP17s or Patient Questionnaire responses are less than 100. N/A is shown where the base number of responses is less than 10 during the period. % is calculated as Quantity/Base number*100

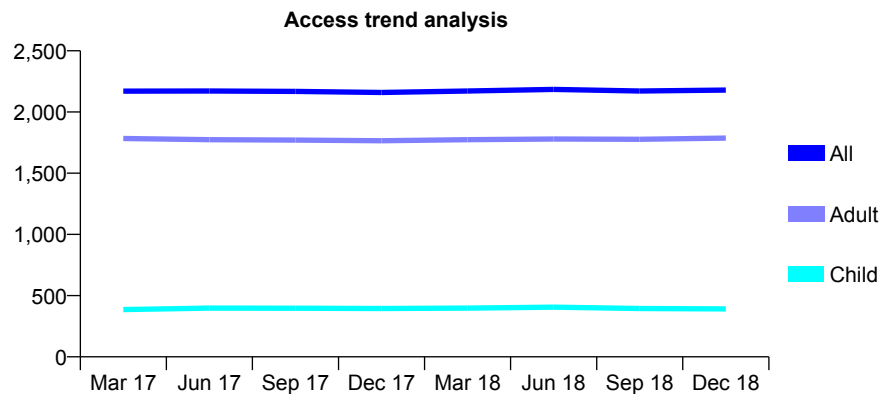
Q64 - Vital Signs At a Glance Contract Report for 746363/0001 - December 2018

Name or company name	MR DM REID
Contract type name	GDS Contract
Purpose of contract	General
Contract start date	01/04/2006
Contract end date	

18/19 Contracted general activity (UDA)	6,136
Carry forward general activity (UDA)	134
18/19 Contracted orthodontic activity (UOA)	0
Carry forward orthodontic activity (UOA)	0
Baseline contract value	£209,638.92

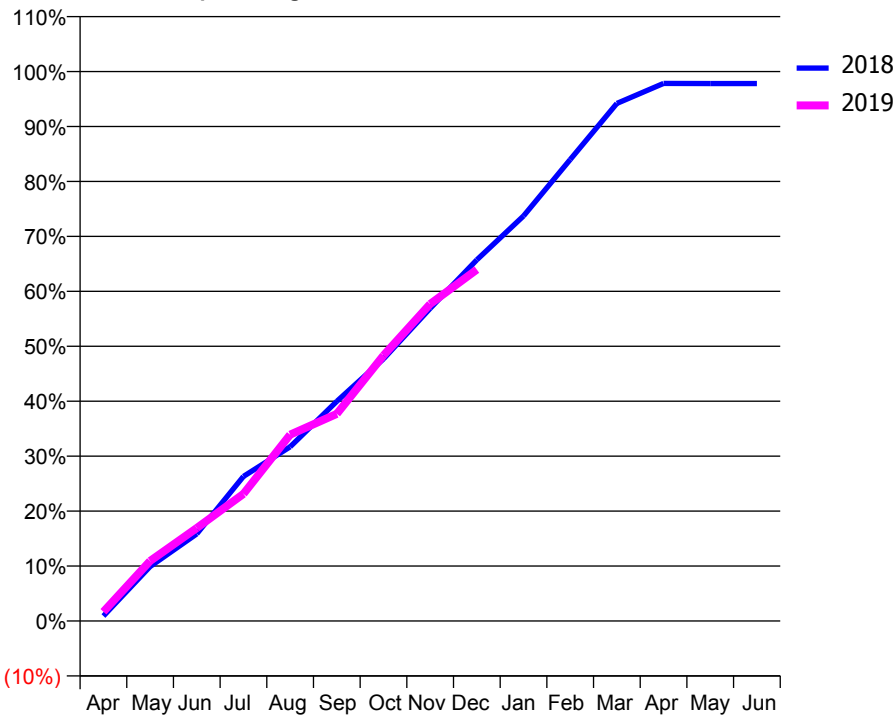
ACCESS*

Patients seen in 24 months	Total	Change since previous quarter
Quarter ending December 2017	2,160	
Quarter ending March 2018	2,172	→
Quarter ending June 2018	2,185	→
Quarter ending September 2018	2,172	→
Quarter ending December 2018	2,179	→
Variance since December 2017	0.9%	→



ACTIVITY

Cumulative percentage of contracted UDA delivered 2018 & 2019



Month	Adjusted Scheduled Activity (UDA)	
	2018	2019
April	56	104
May	609	671
June	972	1,039
July	1,615	1,419
August	1,945	2,081
September	2,454	2,313
October	2,926	2,966
November	3,491	3,540
December	4,032	3,925
January	4,523	
February	5,152	
March	5,780	
April	6,003	
May	6,002	
June	6,002	

QUALITY

	Quantity	Base Number	Contract	AT	Region	England
% of FP17s for the same patient ID Re-attending within 3 months - Children	59	504	11.7%	8.9%	11.3%	11.8%
% of FP17s for the same patient ID Re-attending within 3 months - Adults	264	1,953	13.5%	13.0%	15.3%	15.6%
% of FP17s for the same patient ID Re-attending between 3 & 9 months - Children	334	504	66.3%	61.9%	61.1%	58.8%
% of FP17s for the same patient ID Re-attending between 3 & 9 months - Adults	1,034	1,953	52.9%	52.4%	52.4%	51.0%
% of FP17s for Band 1 Urgent Courses	241	2,355	10.2%	8.4%	9.5%	9.0%
% of FP17s Relating to Free Repair or Replacements	22	2,355	0.9%	0.7%	0.7%	0.8%
% of FP17s Relating to Continuations	32	2,355	1.4%	0.8%	0.8%	0.9%
% of Patients satisfied with the dentistry they have received	2	2	N/A	93.8%	93.1%	93.2%
% of Patients satisfied with the time they had to wait for an appointment	2	2	N/A	87.7%	87.8%	88.3%

* This is based on patients treated on this contract for their most recent course of treatment. Figures in italics indicate the base number of FP17s or Patient Questionnaire responses are less than 100. N/A is shown where the base number of responses is less than 10 during the period. % is calculated as Quantity/Base number*100

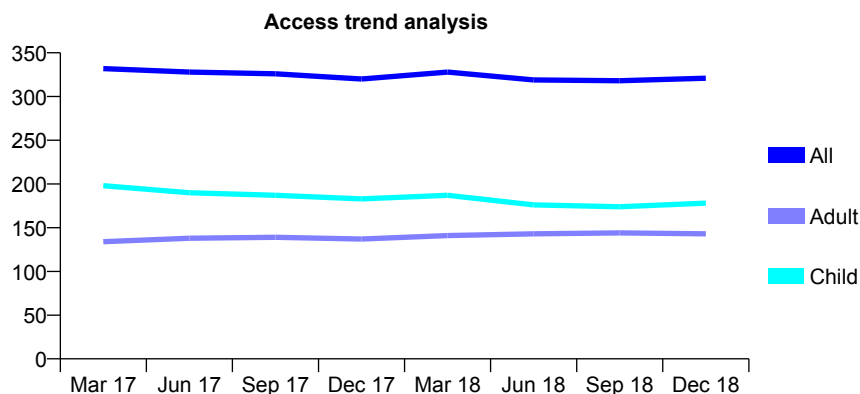
Q64 - Vital Signs At a Glance Contract Report for 750050/0001 - December 2018

Name or company name	MR SJ GOODE
Contract type name	GDS Contract
Purpose of contract	General
Contract start date	01/04/2006
Contract end date	

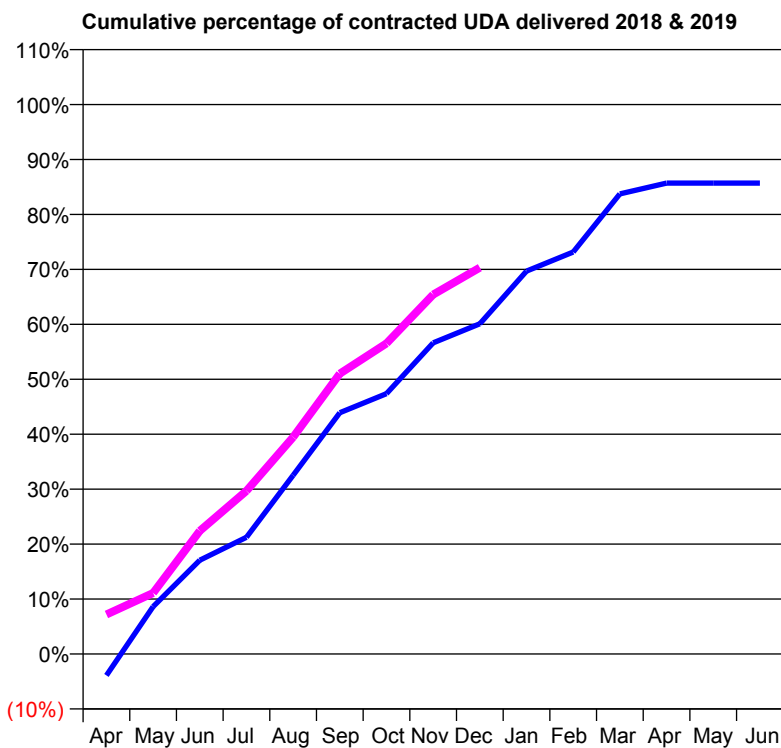
18/19 Contracted general activity (UDA)	1,125
Carry forward general activity (UDA)	0
18/19 Contracted orthodontic activity (UOA)	0
Carry forward orthodontic activity (UOA)	0
Baseline contract value	£30,920.84

ACCESS*

Patients seen in 24 months	Total	Change since previous quarter
Quarter ending December 2017	320	
Quarter ending March 2018	328	↑
Quarter ending June 2018	319	↓
Quarter ending September 2018	318	→
Quarter ending December 2018	321	→
Variance since December 2017	0.3%	→



ACTIVITY



Month	Adjusted Scheduled Activity (UDA)	
	2018	2019
April	-44	81
May	97	125
June	192	252
July	239	334
August	366	444
September	494	574
October	533	636
November	637	736
December	676	791
January	784	
February	823	
March	942	
April	964	
May	964	
June	964	

QUALITY

	Quantity	Base Number	Contract	AT	Region	England
% of FP17s for the same patient ID Re-attending within 3 months - Children	5	206	2.4%	8.9%	11.3%	11.8%
% of FP17s for the same patient ID Re-attending within 3 months - Adults	11	107	10.3%	13.0%	15.3%	15.6%
% of FP17s for the same patient ID Re-attending between 3 & 9 months - Children	117	206	56.8%	61.9%	61.1%	58.8%
% of FP17s for the same patient ID Re-attending between 3 & 9 months - Adults	51	107	47.7%	52.4%	52.4%	51.0%
% of FP17s for Band 1 Urgent Courses	0	304	0.0%	8.4%	9.5%	9.0%
% of FP17s Relating to Free Repair or Replacements	0	304	0.0%	0.7%	0.7%	0.8%
% of FP17s Relating to Continuations	6	304	2.0%	0.8%	0.8%	0.9%
% of Patients satisfied with the dentistry they have received	2	2	N/A	93.8%	93.1%	93.2%
% of Patients satisfied with the time they had to wait for an appointment	1	2	N/A	87.7%	87.8%	88.3%

* This is based on patients treated on this contract for their most recent course of treatment. Figures in italics indicate the base number of FP17s or Patient Questionnaire responses are less than 100. N/A is shown where the base number of responses is less than 10 during the period. % is calculated as Quantity/Base number*100

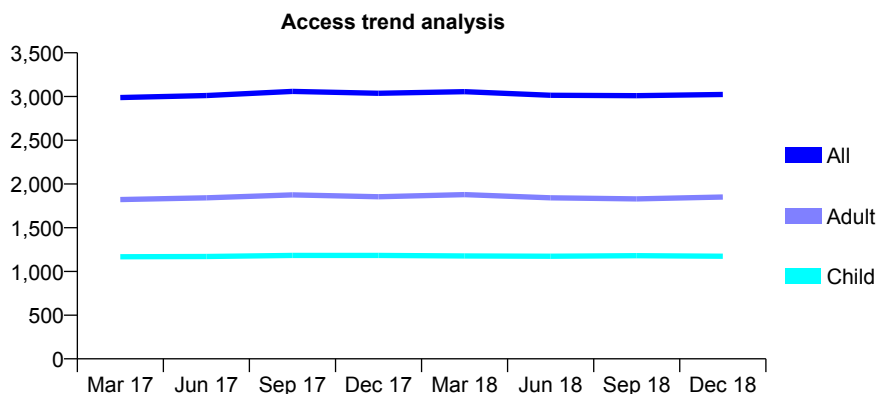
Q64 - Vital Signs At a Glance Contract Report for 755567/0001 - December 2018

Name or company name	MRS S SUTHAGAR
Contract type name	GDS Contract
Purpose of contract	General
Contract start date	20/10/2011
Contract end date	

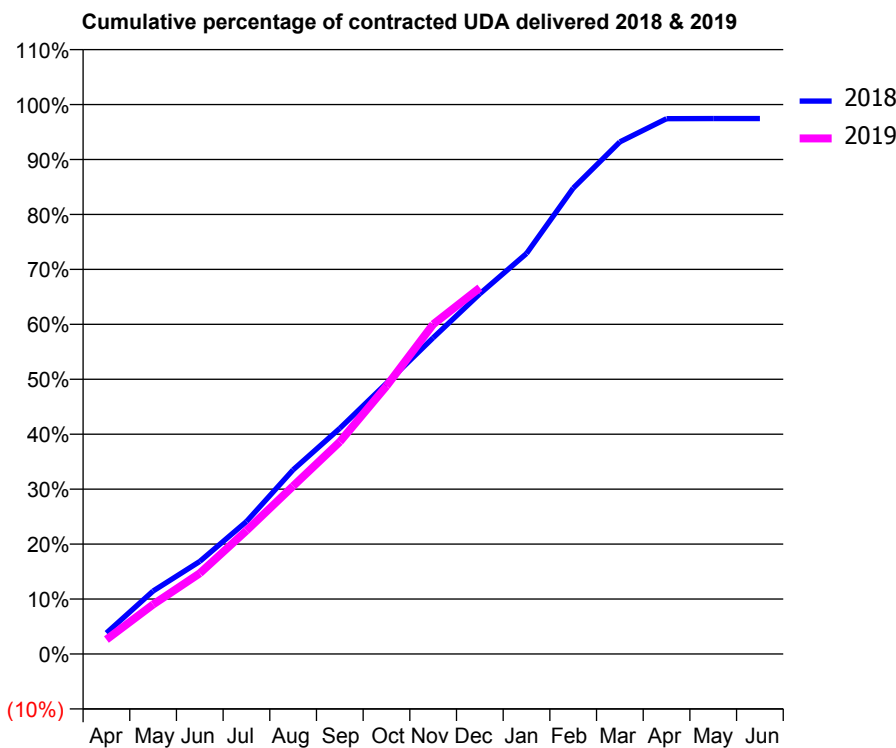
18/19 Contracted general activity (UDA)	8,000
Carry forward general activity (UDA)	204
18/19 Contracted orthodontic activity (UOA)	0
Carry forward orthodontic activity (UOA)	0
Baseline contract value	£219,221.23

ACCESS*

Patients seen in 24 months	Total	Change since previous quarter
Quarter ending December 2017	3,037	
Quarter ending March 2018	3,055	→
Quarter ending June 2018	3,014	↓
Quarter ending September 2018	3,009	→
Quarter ending December 2018	3,023	→
Variance since December 2017	(0.5%)	→



ACTIVITY



Month	Adjusted Scheduled Activity (UDA)	
	2018	2019
April	307	211
May	918	720
June	1,348	1,176
July	1,928	1,797
August	2,682	2,445
September	3,286	3,090
October	3,941	3,901
November	4,603	4,800
December	5,245	5,332
January	5,830	
February	6,783	
March	7,455	
April	7,793	
May	7,795	
June	7,796	

QUALITY

	Quantity	Base Number	Contract	AT	Region	England
% of FP17s for the same patient ID Re-attending within 3 months - Children	108	1,331	8.1%	8.9%	11.3%	11.8%
% of FP17s for the same patient ID Re-attending within 3 months - Adults	216	1,762	12.3%	13.0%	15.3%	15.6%
% of FP17s for the same patient ID Re-attending between 3 & 9 months - Children	853	1,331	64.1%	61.9%	61.1%	58.8%
% of FP17s for the same patient ID Re-attending between 3 & 9 months - Adults	1,057	1,762	60.0%	52.4%	52.4%	51.0%
% of FP17s for Band 1 Urgent Courses	145	2,745	5.3%	8.4%	9.5%	9.0%
% of FP17s Relating to Free Repair or Replacements	13	2,745	0.5%	0.7%	0.7%	0.8%
% of FP17s Relating to Continuations	7	2,745	0.3%	0.8%	0.8%	0.9%
% of Patients satisfied with the dentistry they have received	1	1	N/A	93.8%	93.1%	93.2%
% of Patients satisfied with the time they had to wait for an appointment	1	1	N/A	87.7%	87.8%	88.3%

* This is based on patients treated on this contract for their most recent course of treatment. Figures in italics indicate the base number of FP17s or Patient Questionnaire responses are less than 100. N/A is shown where the base number of responses is less than 10 during the period. % is calculated as Quantity/Base number*100

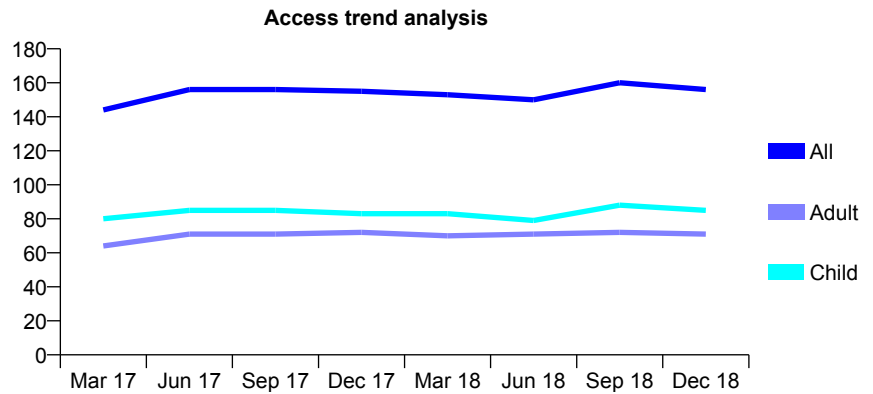
Q64 - Vital Signs At a Glance Contract Report for 760811/0001 - December 2018

Name or company name	MR GC MULLER
Contract type name	GDS Contract
Purpose of contract	General
Contract start date	01/02/2011
Contract end date	

18/19 Contracted general activity (UDA)	278
Carry forward general activity (UDA)	-6
18/19 Contracted orthodontic activity (UOA)	0
Carry forward orthodontic activity (UOA)	0
Baseline contract value	£6,898.12

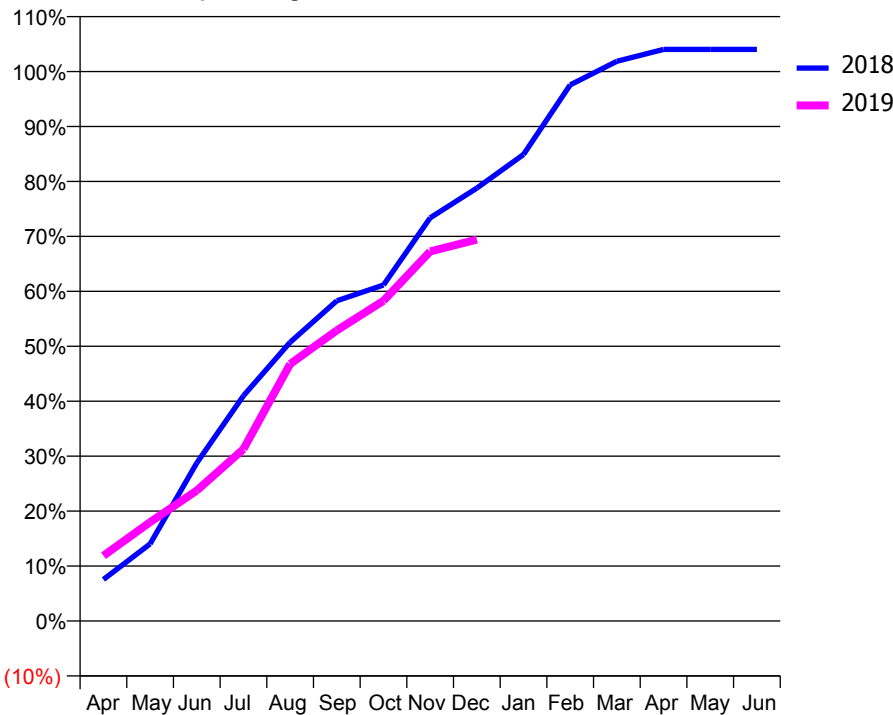
ACCESS*

Patients seen in 24 months	Total	Change since previous quarter
Quarter ending December 2017	155	
Quarter ending March 2018	153	↓
Quarter ending June 2018	150	↓
Quarter ending September 2018	160	↑
Quarter ending December 2018	156	↓
Variance since December 2017	0.6%	→



ACTIVITY

Cumulative percentage of contracted UDA delivered 2018 & 2019



Adjusted Scheduled Activity (UDA)		
Month	2018	2019
April	21	33
May	39	50
June	80	66
July	114	87
August	141	130
September	162	147
October	170	162
November	204	187
December	219	193
January	236	
February	271	
March	283	
April	289	
May	289	
June	289	

QUALITY

	Quantity	Base Number	Contract	AT	Region	England
% of FP17s for the same patient ID Re-attending within 3 months - Children	0	94	0.0%	8.9%	11.3%	11.8%
% of FP17s for the same patient ID Re-attending within 3 months - Adults	1	68	1.5%	13.0%	15.3%	15.6%
% of FP17s for the same patient ID Re-attending between 3 & 9 months - Children	56	94	59.6%	61.9%	61.1%	58.8%
% of FP17s for the same patient ID Re-attending between 3 & 9 months - Adults	46	68	67.6%	52.4%	52.4%	51.0%
% of FP17s for Band 1 Urgent Courses	0	155	0.0%	8.4%	9.5%	9.0%
% of FP17s Relating to Free Repair or Replacements	0	155	0.0%	0.7%	0.7%	0.8%
% of FP17s Relating to Continuations	0	155	0.0%	0.8%	0.8%	0.9%
% of Patients satisfied with the dentistry they have received	0	0	N/A	93.8%	93.1%	93.2%
% of Patients satisfied with the time they had to wait for an appointment	0	0	N/A	87.7%	87.8%	88.3%

* This is based on patients treated on this contract for their most recent course of treatment. Figures in italics indicate the base number of FP17s or Patient Questionnaire responses are less than 100. N/A is shown where the base number of responses is less than 10 during the period. % is calculated as Quantity/Base number*100

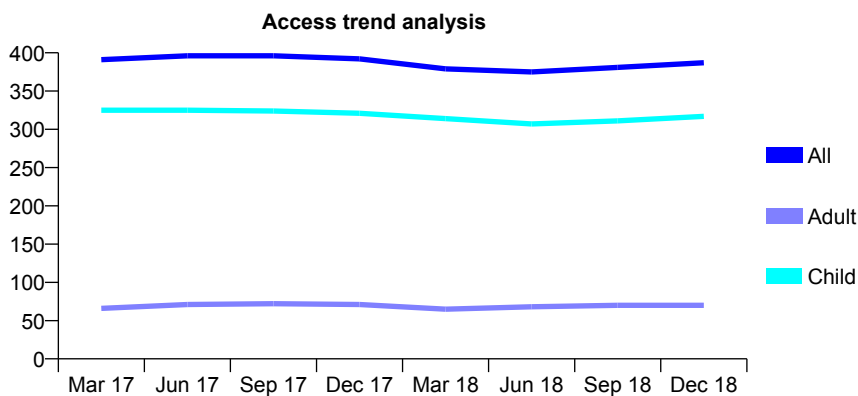
Q64 - Vital Signs At a Glance Contract Report for 761095/0001 - December 2018

Name or company name	MR PJ TOWNES
Contract type name	GDS Contract
Purpose of contract	General
Contract start date	01/04/2006
Contract end date	

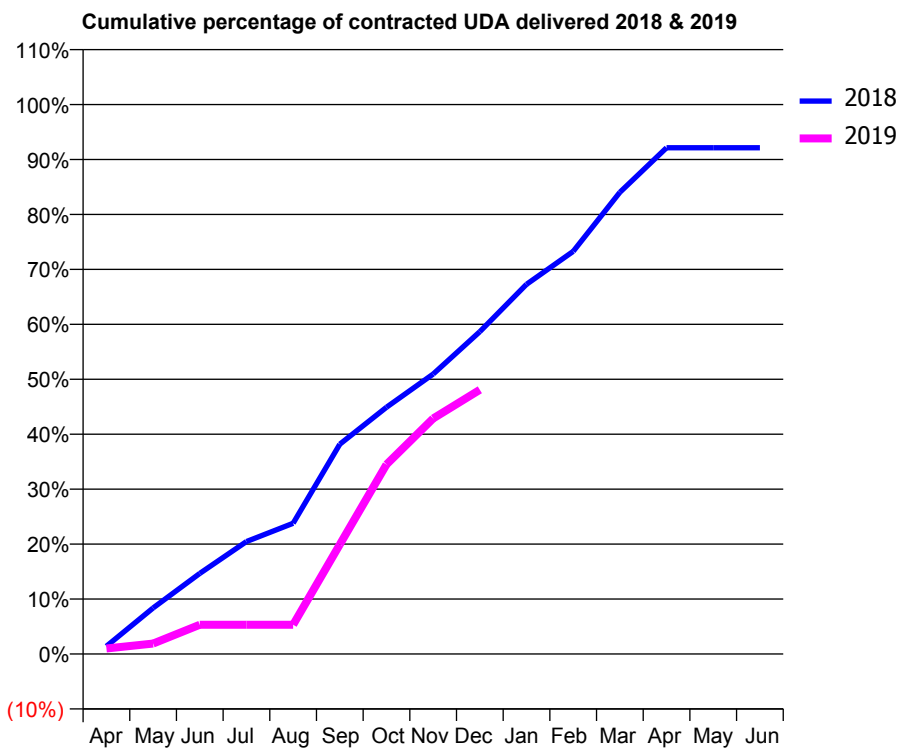
18/19 Contracted general activity (UDA)	1,000
Carry forward general activity (UDA)	0
18/19 Contracted orthodontic activity (UOA)	0
Carry forward orthodontic activity (UOA)	0
Baseline contract value	£22,340.61

ACCESS*

Patients seen in 24 months	Total	Change since previous quarter
Quarter ending December 2017	392	
Quarter ending March 2018	379	↓
Quarter ending June 2018	375	↓
Quarter ending September 2018	381	→
Quarter ending December 2018	387	→
Variance since December 2017	(1.3%)	↓



ACTIVITY



Month	Adjusted Scheduled Activity (UDA)	
	2018	2019
April	14	10
May	84	19
June	147	53
July	205	53
August	238	53
September	382	199
October	449	345
November	509	429
December	587	481
January	673	
February	733	
March	840	
April	921	
May	921	
June	921	

QUALITY

	Quantity	Base Number	Contract	AT	Region	England
% of FP17s for the same patient ID Re-attending within 3 months - Children	27	397	6.8%	8.9%	11.3%	11.8%
% of FP17s for the same patient ID Re-attending within 3 months - Adults	1	21	4.8%	13.0%	15.3%	15.6%
% of FP17s for the same patient ID Re-attending between 3 & 9 months - Children	270	397	68.0%	61.9%	61.1%	58.8%
% of FP17s for the same patient ID Re-attending between 3 & 9 months - Adults	18	21	85.7%	52.4%	52.4%	51.0%
% of FP17s for Band 1 Urgent Courses	10	361	2.8%	8.4%	9.5%	9.0%
% of FP17s Relating to Free Repair or Replacements	0	361	0.0%	0.7%	0.7%	0.8%
% of FP17s Relating to Continuations	0	361	0.0%	0.8%	0.8%	0.9%
% of Patients satisfied with the dentistry they have received	0	0	N/A	93.8%	93.1%	93.2%
% of Patients satisfied with the time they had to wait for an appointment	0	0	N/A	87.7%	87.8%	88.3%

* This is based on patients treated on this contract for their most recent course of treatment. Figures in italics indicate the base number of FP17s or Patient Questionnaire responses are less than 100. N/A is shown where the base number of responses is less than 10 during the period. % is calculated as Quantity/Base number*100

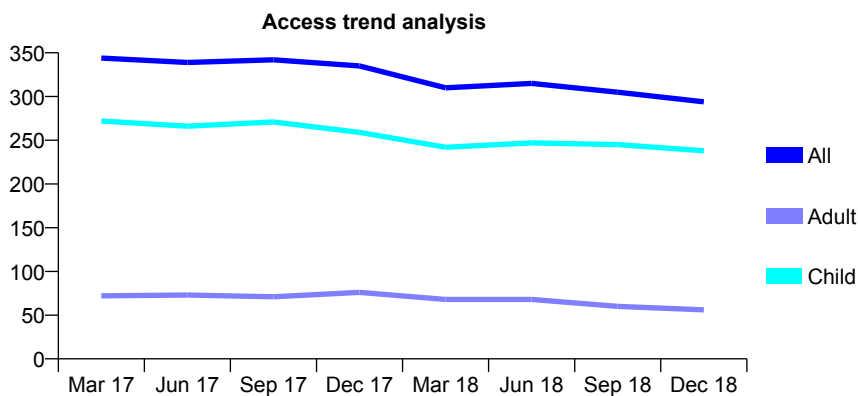
Q64 - Vital Signs At a Glance Contract Report for 787639/0001 - December 2018

Name or company name	MR CF DA ROCHA O'NEILL
Contract type name	GDS Contract
Purpose of contract	General
Contract start date	01/04/2008
Contract end date	

18/19 Contracted general activity (UDA)	800
Carry forward general activity (UDA)	0
18/19 Contracted orthodontic activity (UOA)	0
Carry forward orthodontic activity (UOA)	0
Baseline contract value	£17,373.05

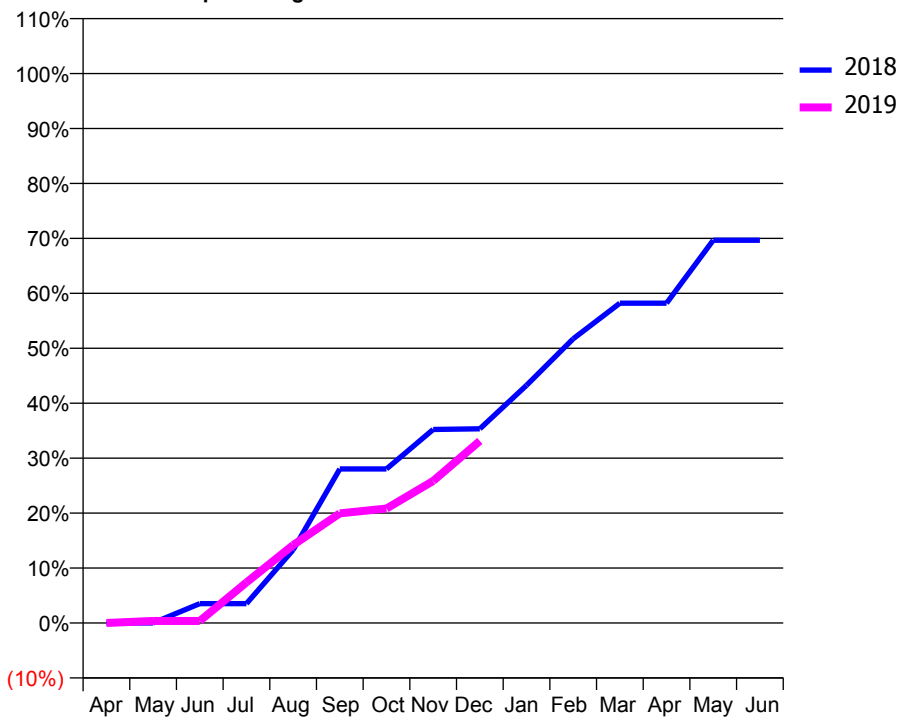
ACCESS*

Patients seen in 24 months	Total	Change since previous quarter
Quarter ending December 2017	335	
Quarter ending March 2018	310	↓
Quarter ending June 2018	315	→
Quarter ending September 2018	305	↓
Quarter ending December 2018	294	↓
Variance since December 2017	(12.2%)	↓



ACTIVITY

Cumulative percentage of contracted UDA delivered 2018 & 2019



Month	Adjusted Scheduled Activity (UDA)	
	2018	2019
April	0	0
May	0	3
June	30	3
July	30	59
August	113	113
September	238	160
October	238	167
November	299	207
December	300	265
January	368	
February	440	
March	495	
April	495	
May	592	
June	592	

QUALITY

	Quantity	Base Number	Contract	AT	Region	England
% of FP17s for the same patient ID Re-attending within 3 months - Children	10	208	4.8%	8.9%	11.3%	11.8%
% of FP17s for the same patient ID Re-attending within 3 months - Adults	1	23	4.3%	13.0%	15.3%	15.6%
% of FP17s for the same patient ID Re-attending between 3 & 9 months - Children	129	208	62.0%	61.9%	61.1%	58.8%
% of FP17s for the same patient ID Re-attending between 3 & 9 months - Adults	15	23	65.2%	52.4%	52.4%	51.0%
% of FP17s for Band 1 Urgent Courses	5	182	2.7%	8.4%	9.5%	9.0%
% of FP17s Relating to Free Repair or Replacements	0	182	0.0%	0.7%	0.7%	0.8%
% of FP17s Relating to Continuations	0	182	0.0%	0.8%	0.8%	0.9%
% of Patients satisfied with the dentistry they have received	0	0	N/A	93.8%	93.1%	93.2%
% of Patients satisfied with the time they had to wait for an appointment	0	0	N/A	87.7%	87.8%	88.3%

* This is based on patients treated on this contract for their most recent course of treatment. Figures in italics indicate the base number of FP17s or Patient Questionnaire responses are less than 100. N/A is shown where the base number of responses is less than 10 during the period. % is calculated as Quantity/Base number*100

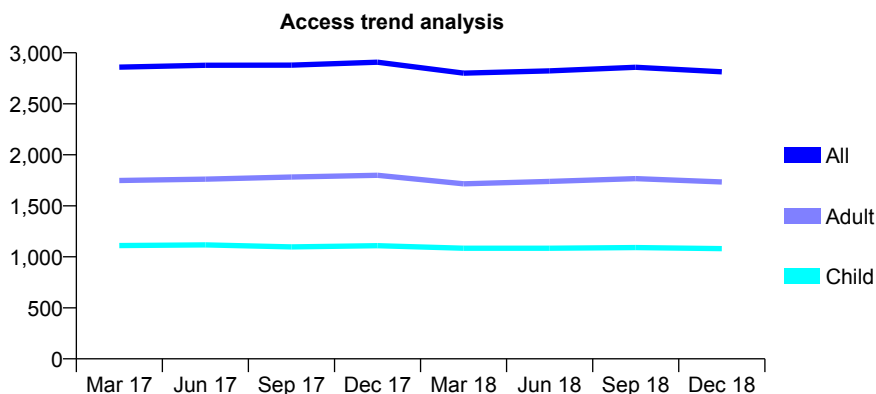
Q64 - Vital Signs At a Glance Contract Report for 802085/0001 - December 2018

Name or company name	Savernake Dental Partners
Contract type name	GDS Contract
Purpose of contract	General
Contract start date	01/04/2006
Contract end date	

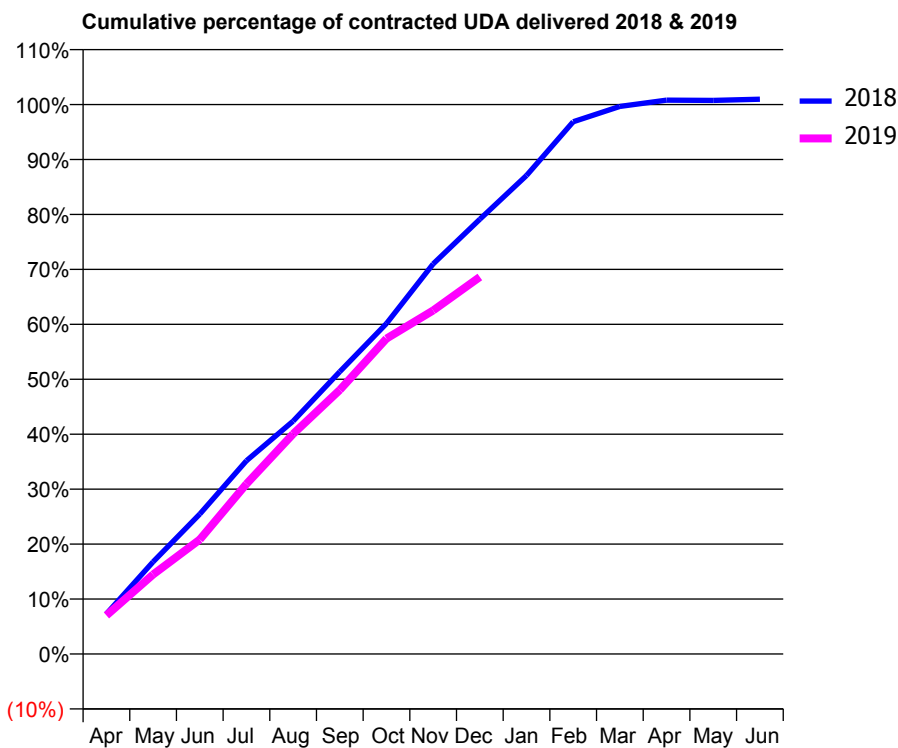
18/19 Contracted general activity (UDA)	6,362
Carry forward general activity (UDA)	-62
18/19 Contracted orthodontic activity (UOA)	0
Carry forward orthodontic activity (UOA)	0
Baseline contract value	£144,050.23

ACCESS*

Patients seen in 24 months	Total	Change since previous quarter
Quarter ending December 2017	2,908	
Quarter ending March 2018	2,800	↓
Quarter ending June 2018	2,823	→
Quarter ending September 2018	2,858	→
Quarter ending December 2018	2,814	↓
Variance since December 2017	(3.2%)	↓



ACTIVITY



Month	Adjusted Scheduled Activity (UDA)	
	2018	2019
April	465	447
May	1,068	921
June	1,621	1,325
July	2,239	1,969
August	2,696	2,548
September	3,269	3,058
October	3,827	3,652
November	4,516	3,977
December	5,034	4,366
January	5,540	
February	6,162	
March	6,340	
April	6,412	
May	6,410	
June	6,424	

QUALITY

	Quantity	Base Number	Contract	AT	Region	England
% of FP17s for the same patient ID Re-attending within 3 months - Children	52	1,263	4.1%	8.9%	11.3%	11.8%
% of FP17s for the same patient ID Re-attending within 3 months - Adults	170	1,914	8.9%	13.0%	15.3%	15.6%
% of FP17s for the same patient ID Re-attending between 3 & 9 months - Children	690	1,263	54.6%	61.9%	61.1%	58.8%
% of FP17s for the same patient ID Re-attending between 3 & 9 months - Adults	880	1,914	46.0%	52.4%	52.4%	51.0%
% of FP17s for Band 1 Urgent Courses	153	2,724	5.6%	8.4%	9.5%	9.0%
% of FP17s Relating to Free Repair or Replacements	9	2,724	0.3%	0.7%	0.7%	0.8%
% of FP17s Relating to Continuations	16	2,724	0.6%	0.8%	0.8%	0.9%
% of Patients satisfied with the dentistry they have received	1	1	N/A	93.8%	93.1%	93.2%
% of Patients satisfied with the time they had to wait for an appointment	0	1	N/A	87.7%	87.8%	88.3%

* This is based on patients treated on this contract for their most recent course of treatment. Figures in italics indicate the base number of FP17s or Patient Questionnaire responses are less than 100. N/A is shown where the base number of responses is less than 10 during the period. % is calculated as Quantity/Base number*100

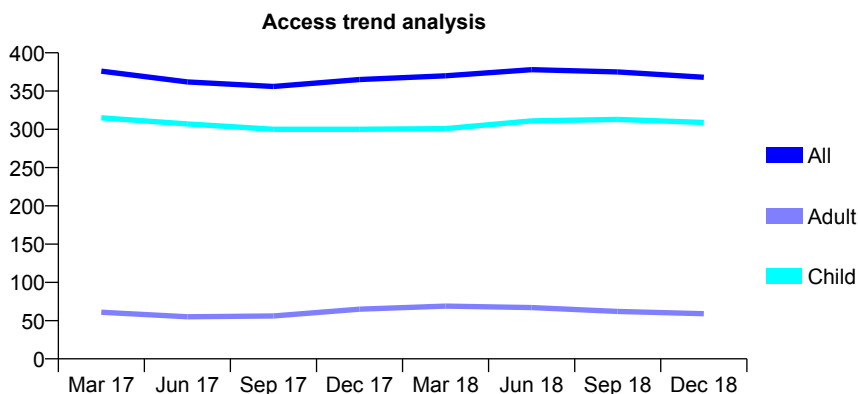
Q64 - Vital Signs At a Glance Contract Report for 811939/0001 - December 2018

Name or company name	MR JN PATON
Contract type name	GDS Contract
Purpose of contract	General
Contract start date	01/04/2006
Contract end date	

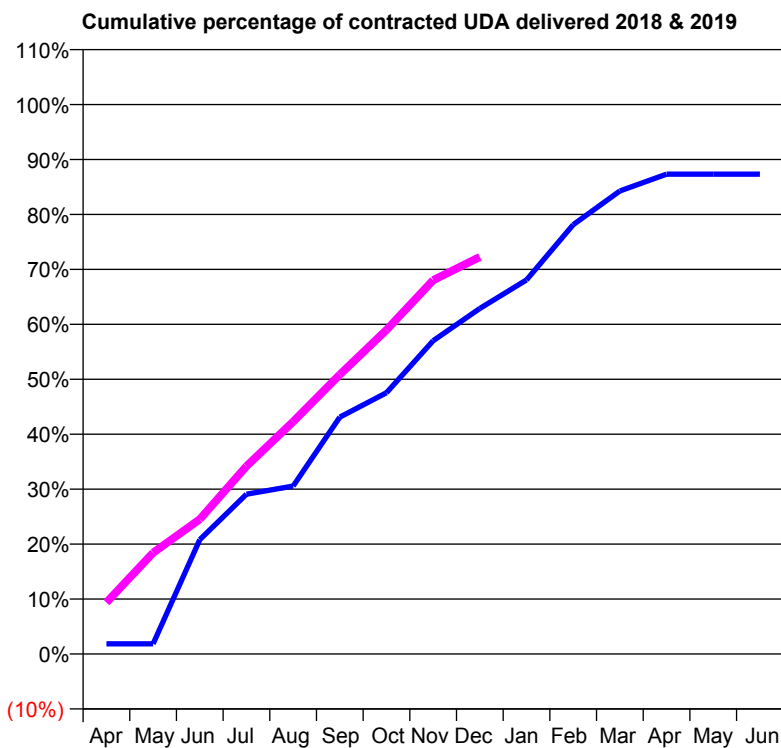
18/19 Contracted general activity (UDA)	642
Carry forward general activity (UDA)	0
18/19 Contracted orthodontic activity (UOA)	0
Carry forward orthodontic activity (UOA)	0
Baseline contract value	£13,370.11

ACCESS*

Patients seen in 24 months	Total	Change since previous quarter
Quarter ending December 2017	365	
Quarter ending March 2018	370	→
Quarter ending June 2018	378	↑
Quarter ending September 2018	375	→
Quarter ending December 2018	368	↓
Variance since December 2017	0.8%	→



ACTIVITY



Month	Adjusted Scheduled Activity (UDA)	
	2018	2019
April	14	60
May	14	118
June	156	157
July	218	219
August	229	271
September	323	326
October	357	379
November	428	437
December	472	464
January	511	
February	586	
March	632	
April	655	
May	655	
June	655	

QUALITY

	Quantity	Base Number	Contract	AT	Region	England
% of FP17s for the same patient ID Re-attending within 3 months - Children	13	326	4.0%	8.9%	11.3%	11.8%
% of FP17s for the same patient ID Re-attending within 3 months - Adults	0	34	0.0%	13.0%	15.3%	15.6%
% of FP17s for the same patient ID Re-attending between 3 & 9 months - Children	212	326	65.0%	61.9%	61.1%	58.8%
% of FP17s for the same patient ID Re-attending between 3 & 9 months - Adults	25	34	73.5%	52.4%	52.4%	51.0%
% of FP17s for Band 1 Urgent Courses	4	343	1.2%	8.4%	9.5%	9.0%
% of FP17s Relating to Free Repair or Replacements	0	343	0.0%	0.7%	0.7%	0.8%
% of FP17s Relating to Continuations	0	343	0.0%	0.8%	0.8%	0.9%
% of Patients satisfied with the dentistry they have received	0	0	N/A	93.8%	93.1%	93.2%
% of Patients satisfied with the time they had to wait for an appointment	0	0	N/A	87.7%	87.8%	88.3%

* This is based on patients treated on this contract for their most recent course of treatment. Figures in italics indicate the base number of FP17s or Patient Questionnaire responses are less than 100. N/A is shown where the base number of responses is less than 10 during the period. % is calculated as Quantity/Base number*100

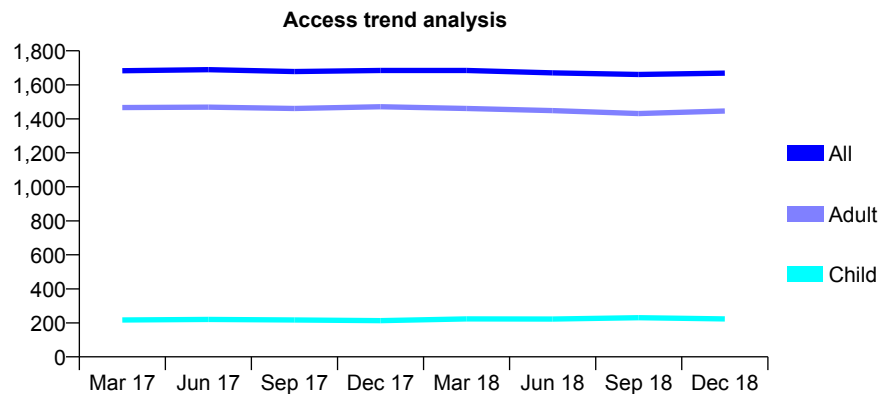
Q64 - Vital Signs At a Glance Contract Report for 814008/0001 - December 2018

Name or company name	MR IM MIDGLEY
Contract type name	GDS Contract
Purpose of contract	General
Contract start date	01/04/2006
Contract end date	

18/19 Contracted general activity (UDA)	7,460
Carry forward general activity (UDA)	244
18/19 Contracted orthodontic activity (UOA)	0
Carry forward orthodontic activity (UOA)	0
Baseline contract value	£191,810.03

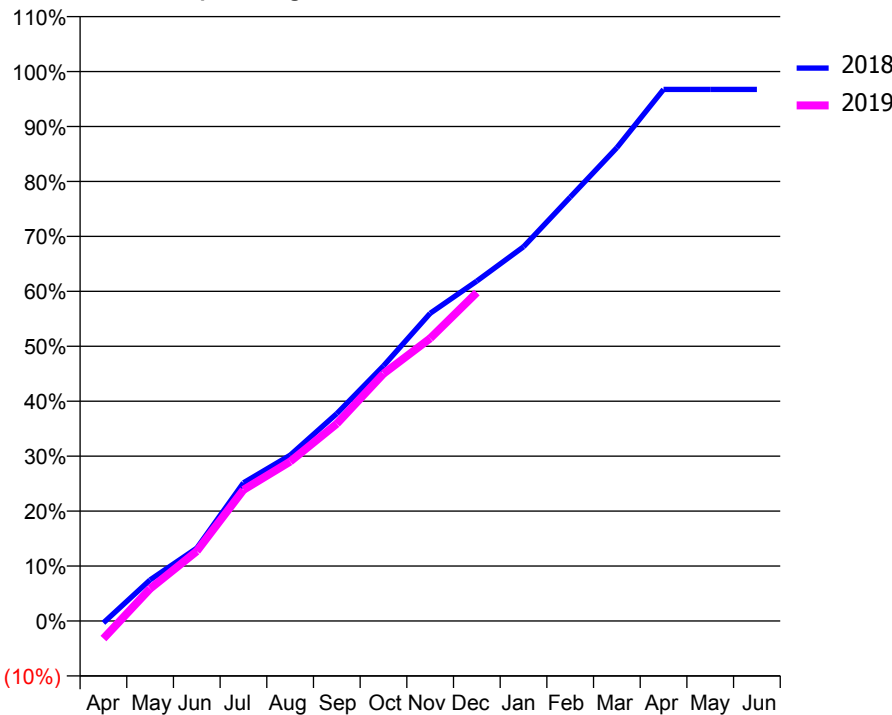
ACCESS*

Patients seen in 24 months	Total	Change since previous quarter
Quarter ending December 2017	1,684	
Quarter ending March 2018	1,684	→
Quarter ending June 2018	1,670	→
Quarter ending September 2018	1,661	→
Quarter ending December 2018	1,669	→
Variance since December 2017	(0.9%)	→



ACTIVITY

Cumulative percentage of contracted UDA delivered 2018 & 2019



Month	Adjusted Scheduled Activity (UDA)	
	2018	2019
April	-26	-241
May	559	440
June	990	947
July	1,877	1,780
August	2,252	2,165
September	2,816	2,678
October	3,464	3,357
November	4,178	3,837
December	4,615	4,460
January	5,080	
February	5,754	
March	6,425	
April	7,216	
May	7,216	
June	7,216	

QUALITY

	Quantity	Base Number	Contract	AT	Region	England
% of FP17s for the same patient ID Re-attending within 3 months - Children	22	257	8.6%	8.9%	11.3%	11.8%
% of FP17s for the same patient ID Re-attending within 3 months - Adults	419	2,036	20.6%	13.0%	15.3%	15.6%
% of FP17s for the same patient ID Re-attending between 3 & 9 months - Children	181	257	70.4%	61.9%	61.1%	58.8%
% of FP17s for the same patient ID Re-attending between 3 & 9 months - Adults	1,311	2,036	64.4%	52.4%	52.4%	51.0%
% of FP17s for Band 1 Urgent Courses	521	2,010	25.9%	8.4%	9.5%	9.0%
% of FP17s Relating to Free Repair or Replacements	86	2,010	4.3%	0.7%	0.7%	0.8%
% of FP17s Relating to Continuations	66	2,010	3.3%	0.8%	0.8%	0.9%
% of Patients satisfied with the dentistry they have received	2	2	N/A	93.8%	93.1%	93.2%
% of Patients satisfied with the time they had to wait for an appointment	2	2	N/A	87.7%	87.8%	88.3%

* This is based on patients treated on this contract for their most recent course of treatment. Figures in italics indicate the base number of FP17s or Patient Questionnaire responses are less than 100. N/A is shown where the base number of responses is less than 10 during the period. % is calculated as Quantity/Base number*100

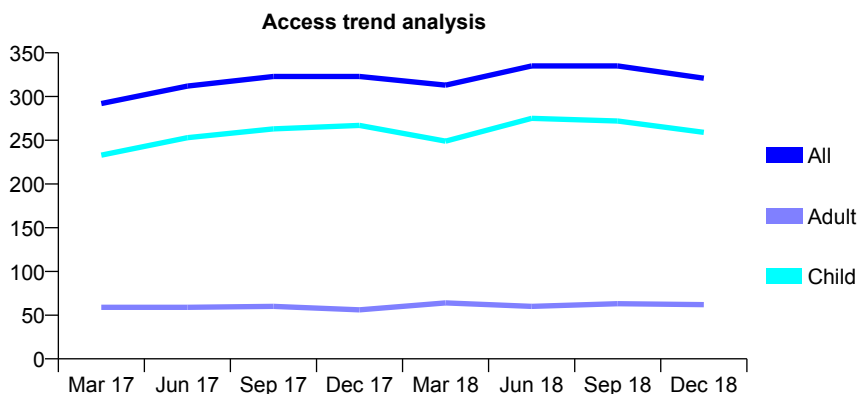
Q64 - Vital Signs At a Glance Contract Report for 820059/0001 - December 2018

Name or company name	MR AJ SMITH
Contract type name	PDS Contract
Purpose of contract	General and Orthodontic
Contract start date	01/04/2006
Contract end date	31/03/2019

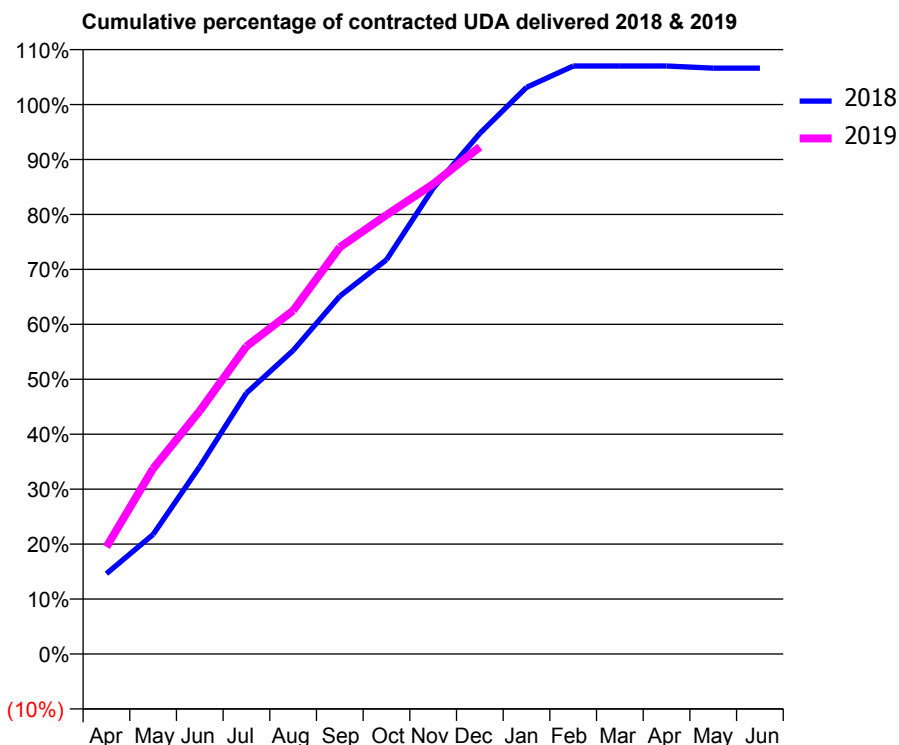
18/19 Contracted general activity (UDA)	800
Carry forward general activity (UDA)	-16
18/19 Contracted orthodontic activity (UOA)	521
Carry forward orthodontic activity (UOA)	0
Baseline contract value	£61,852.14

ACCESS*

Patients seen in 24 months	Total	Change since previous quarter
Quarter ending December 2017	323	
Quarter ending March 2018	313	↓
Quarter ending June 2018	335	↑
Quarter ending September 2018	335	→
Quarter ending December 2018	321	↓
Variance since December 2017	(0.6%)	→



ACTIVITY



Month	Adjusted Scheduled Activity (UDA)	
	2018	2019
April	117	156
May	174	270
June	273	354
July	380	448
August	442	500
September	521	592
October	574	639
November	678	684
December	758	738
January	825	
February	856	
March	856	
April	856	
May	853	
June	853	

QUALITY

	Quantity	Base Number	Contract	AT	Region	England
% of FP17s for the same patient ID Re-attending within 3 months - Children	44	348	12.6%	8.9%	11.3%	11.8%
% of FP17s for the same patient ID Re-attending within 3 months - Adults	3	34	8.8%	13.0%	15.3%	15.6%
% of FP17s for the same patient ID Re-attending between 3 & 9 months - Children	114	348	32.8%	61.9%	61.1%	58.8%
% of FP17s for the same patient ID Re-attending between 3 & 9 months - Adults	16	34	47.1%	52.4%	52.4%	51.0%
% of FP17s for Band 1 Urgent Courses	1	331	0.3%	8.4%	9.5%	9.0%
% of FP17s Relating to Free Repair or Replacements	0	331	0.0%	0.7%	0.7%	0.8%
% of FP17s Relating to Continuations	3	331	0.9%	0.8%	0.8%	0.9%
% of Patients satisfied with the dentistry they have received	0	0	N/A	93.8%	93.1%	93.2%
% of Patients satisfied with the time they had to wait for an appointment	0	0	N/A	87.7%	87.8%	88.3%

* This is based on patients treated on this contract for their most recent course of treatment. Figures in italics indicate the base number of FP17s or Patient Questionnaire responses are less than 100. N/A is shown where the base number of responses is less than 10 during the period. % is calculated as Quantity/Base number*100

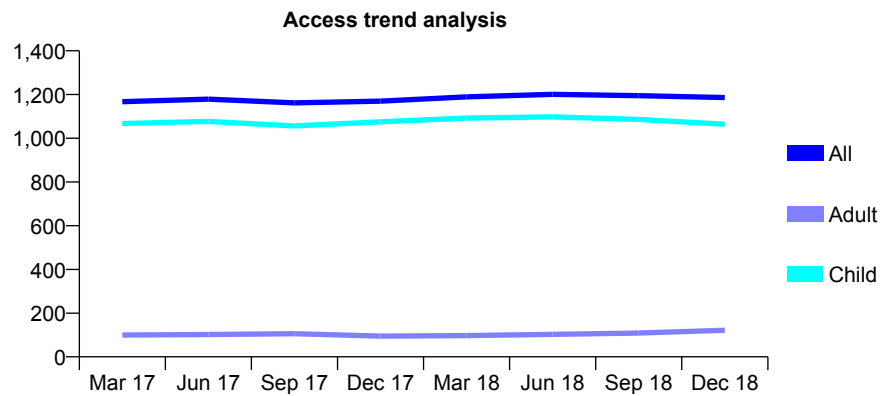
Q64 - Vital Signs At a Glance Contract Report for 820423/0001 - December 2018

Name or company name	MRS SA MCDOWALL
Contract type name	GDS Contract
Purpose of contract	General
Contract start date	01/04/2006
Contract end date	

18/19 Contracted general activity (UDA)	2,630
Carry forward general activity (UDA)	17
18/19 Contracted orthodontic activity (UOA)	0
Carry forward orthodontic activity (UOA)	0
Baseline contract value	£65,527.28

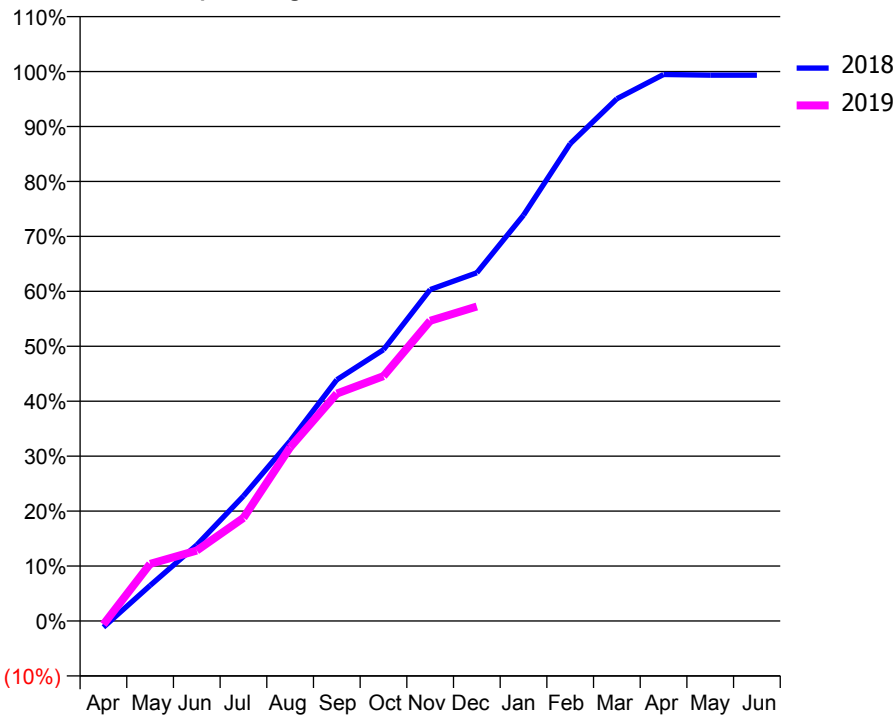
ACCESS*

Patients seen in 24 months	Total	Change since previous quarter
Quarter ending December 2017	1,170	
Quarter ending March 2018	1,189	→
Quarter ending June 2018	1,201	→
Quarter ending September 2018	1,195	→
Quarter ending December 2018	1,186	→
Variance since December 2017	1.4%	→



ACTIVITY

Cumulative percentage of contracted UDA delivered 2018 & 2019



Month	Adjusted Scheduled Activity (UDA)	
	2018	2019
April	-30	-17
May	170	274
June	364	337
July	598	494
August	862	832
September	1,155	1,089
October	1,298	1,172
November	1,586	1,437
December	1,667	1,505
January	1,942	
February	2,285	
March	2,500	
April	2,616	
May	2,613	
June	2,613	

QUALITY

	Quantity	Base Number	Contract	AT	Region	England
% of FP17s for the same patient ID Re-attending within 3 months - Children	63	1,271	5.0%	8.9%	11.3%	11.8%
% of FP17s for the same patient ID Re-attending within 3 months - Adults	0	0	N/A	13.0%	15.3%	15.6%
% of FP17s for the same patient ID Re-attending between 3 & 9 months - Children	972	1,271	76.5%	61.9%	61.1%	58.8%
% of FP17s for the same patient ID Re-attending between 3 & 9 months - Adults	0	0	N/A	52.4%	52.4%	51.0%
% of FP17s for Band 1 Urgent Courses	41	1,193	3.4%	8.4%	9.5%	9.0%
% of FP17s Relating to Free Repair or Replacements	0	1,193	0.0%	0.7%	0.7%	0.8%
% of FP17s Relating to Continuations	0	1,193	0.0%	0.8%	0.8%	0.9%
% of Patients satisfied with the dentistry they have received	0	0	N/A	93.8%	93.1%	93.2%
% of Patients satisfied with the time they had to wait for an appointment	0	0	N/A	87.7%	87.8%	88.3%

* This is based on patients treated on this contract for their most recent course of treatment. Figures in italics indicate the base number of FP17s or Patient Questionnaire responses are less than 100. N/A is shown where the base number of responses is less than 10 during the period. % is calculated as Quantity/Base number*100

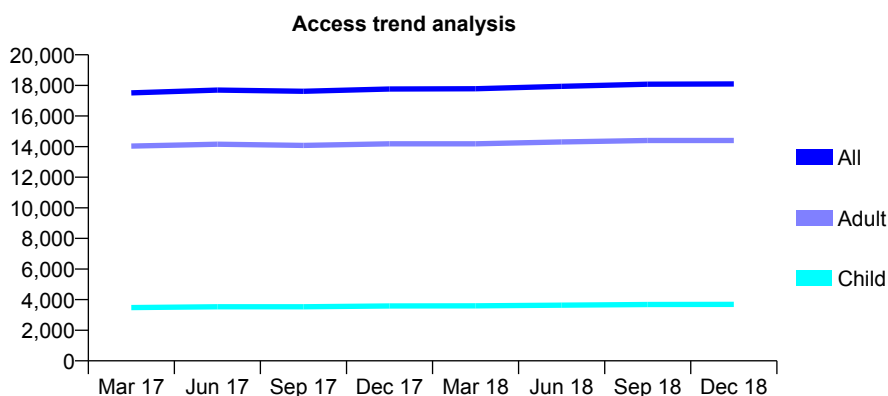
Q64 - Vital Signs At a Glance Contract Report for 826901/0001 - December 2018

Name or company name	MR SJ CLARKE
Contract type name	GDS Contract
Purpose of contract	General
Contract start date	01/04/2006
Contract end date	

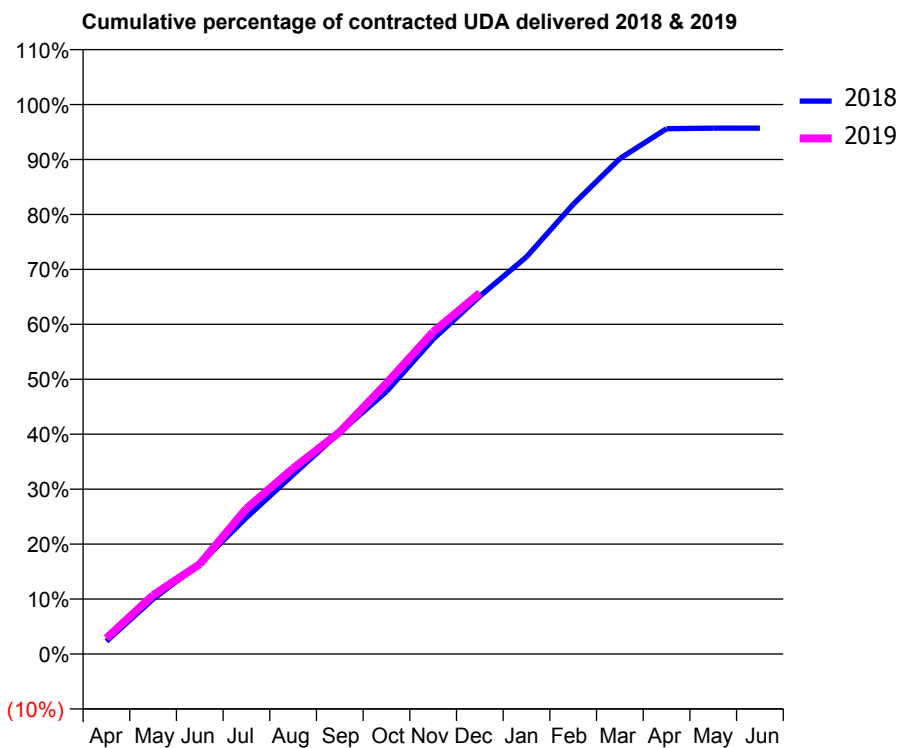
18/19 Contracted general activity (UDA)	52,698
Carry forward general activity (UDA)	0
18/19 Contracted orthodontic activity (UOA)	0
Carry forward orthodontic activity (UOA)	0
Baseline contract value	£1,396,107.39

ACCESS*

Patients seen in 24 months	Total	Change since previous quarter
Quarter ending December 2017	17,764	
Quarter ending March 2018	17,778	→
Quarter ending June 2018	17,942	→
Quarter ending September 2018	18,081	→
Quarter ending December 2018	18,095	→
Variance since December 2017	1.9%	→



ACTIVITY



Month	Adjusted Scheduled Activity (UDA)	
	2018	2019
April	1,226	1,511
May	5,270	5,652
June	8,652	8,625
July	13,094	13,956
August	17,206	17,807
September	21,264	21,296
October	25,172	25,965
November	30,195	30,887
December	34,321	34,629
January	38,094	
February	43,125	
March	47,517	
April	50,375	
May	50,436	
June	50,436	

QUALITY

	Quantity	Base Number	Contract	AT	Region	England
% of FP17s for the same patient ID Re-attending within 3 months - Children	354	4,544	7.8%	8.9%	11.3%	11.8%
% of FP17s for the same patient ID Re-attending within 3 months - Adults	2,611	17,819	14.7%	13.0%	15.3%	15.6%
% of FP17s for the same patient ID Re-attending between 3 & 9 months - Children	3,101	4,544	68.2%	61.9%	61.1%	58.8%
% of FP17s for the same patient ID Re-attending between 3 & 9 months - Adults	11,514	17,819	64.6%	52.4%	52.4%	51.0%
% of FP17s for Band 1 Urgent Courses	1,139	20,163	5.6%	8.4%	9.5%	9.0%
% of FP17s Relating to Free Repair or Replacements	317	20,163	1.6%	0.7%	0.7%	0.8%
% of FP17s Relating to Continuations	262	20,163	1.3%	0.8%	0.8%	0.9%
% of Patients satisfied with the dentistry they have received	20	21	95.2%	93.8%	93.1%	93.2%
% of Patients satisfied with the time they had to wait for an appointment	19	21	90.5%	87.7%	87.8%	88.3%

* This is based on patients treated on this contract for their most recent course of treatment. Figures in italics indicate the base number of FP17s or Patient Questionnaire responses are less than 100. N/A is shown where the base number of responses is less than 10 during the period. % is calculated as Quantity/Base number*100

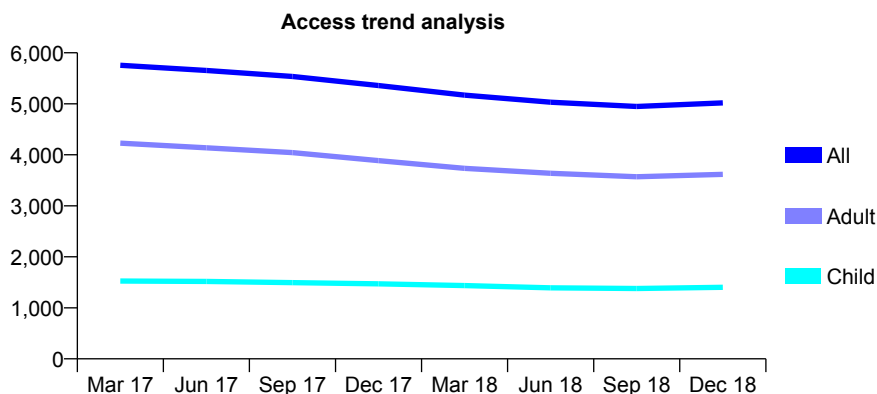
Q64 - Vital Signs At a Glance Contract Report for 829471/0007 - December 2018

Name or company name	MR JS DHARIWAL
Contract type name	GDS Contract
Purpose of contract	General
Contract start date	15/07/2010
Contract end date	

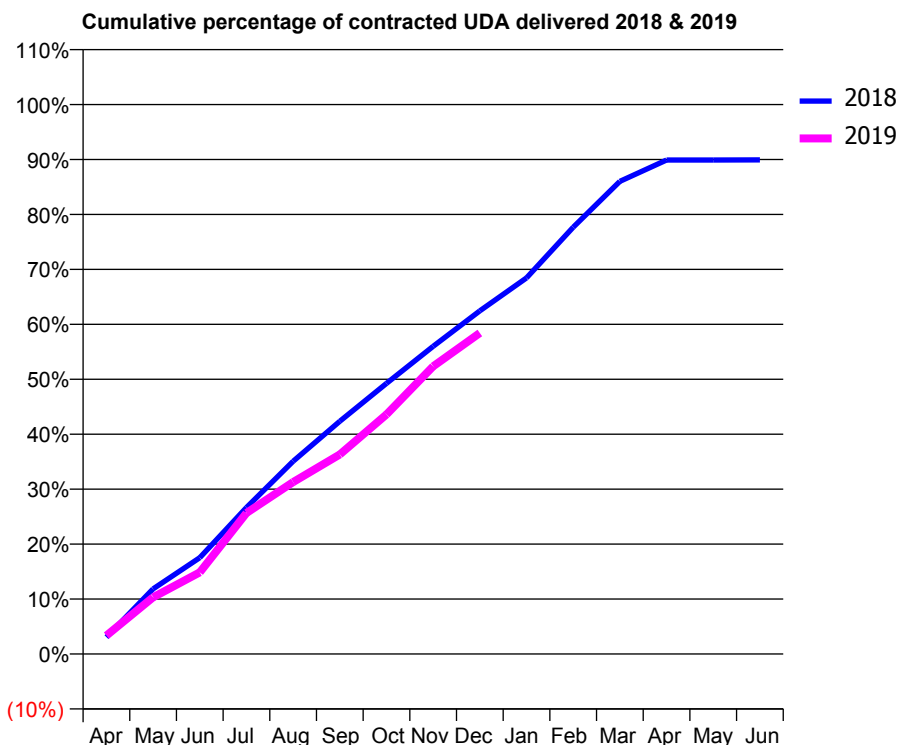
18/19 Contracted general activity (UDA)	15,000
Carry forward general activity (UDA)	0
18/19 Contracted orthodontic activity (UOA)	0
Carry forward orthodontic activity (UOA)	0
Baseline contract value	£360,723.70

ACCESS*

Patients seen in 24 months	Total	Change since previous quarter
Quarter ending December 2017	5,357	
Quarter ending March 2018	5,171	↓
Quarter ending June 2018	5,031	↓
Quarter ending September 2018	4,949	↓
Quarter ending December 2018	5,019	→
Variance since December 2017	(6.3%)	↓



ACTIVITY



Month	Adjusted Scheduled Activity (UDA)	
	2018	2019
April	461	504
May	1,779	1,548
June	2,630	2,231
July	3,997	3,848
August	5,262	4,694
September	6,355	5,447
October	7,389	6,539
November	8,400	7,855
December	9,369	8,764
January	10,267	
February	11,651	
March	12,901	
April	13,484	
May	13,485	
June	13,487	

QUALITY

	Quantity	Base Number	Contract	AT	Region	England
% of FP17s for the same patient ID Re-attending within 3 months - Children	65	1,260	5.2%	8.9%	11.3%	11.8%
% of FP17s for the same patient ID Re-attending within 3 months - Adults	252	3,094	8.1%	13.0%	15.3%	15.6%
% of FP17s for the same patient ID Re-attending between 3 & 9 months - Children	651	1,260	51.7%	61.9%	61.1%	58.8%
% of FP17s for the same patient ID Re-attending between 3 & 9 months - Adults	1,414	3,094	45.7%	52.4%	52.4%	51.0%
% of FP17s for Band 1 Urgent Courses	279	4,129	6.8%	8.4%	9.5%	9.0%
% of FP17s Relating to Free Repair or Replacements	45	4,129	1.1%	0.7%	0.7%	0.8%
% of FP17s Relating to Continuations	10	4,129	0.2%	0.8%	0.8%	0.9%
% of Patients satisfied with the dentistry they have received	1	1	N/A	93.8%	93.1%	93.2%
% of Patients satisfied with the time they had to wait for an appointment	1	1	N/A	87.7%	87.8%	88.3%

* This is based on patients treated on this contract for their most recent course of treatment. Figures in italics indicate the base number of FP17s or Patient Questionnaire responses are less than 100. N/A is shown where the base number of responses is less than 10 during the period. % is calculated as Quantity/Base number*100

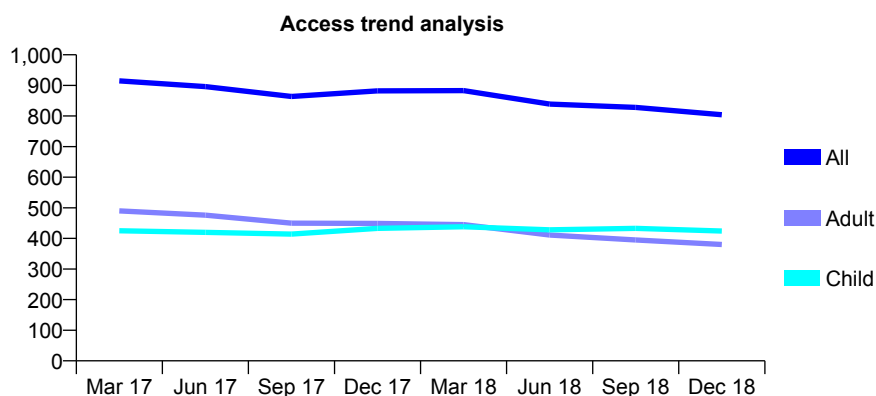
Q64 - Vital Signs At a Glance Contract Report for 831921/0002 - December 2018

Name or company name	MR TS ESAU
Contract type name	GDS Contract
Purpose of contract	General
Contract start date	01/05/2006
Contract end date	

18/19 Contracted general activity (UDA)	4,000
Carry forward general activity (UDA)	0
18/19 Contracted orthodontic activity (UOA)	0
Carry forward orthodontic activity (UOA)	0
Baseline contract value	£100,589.44

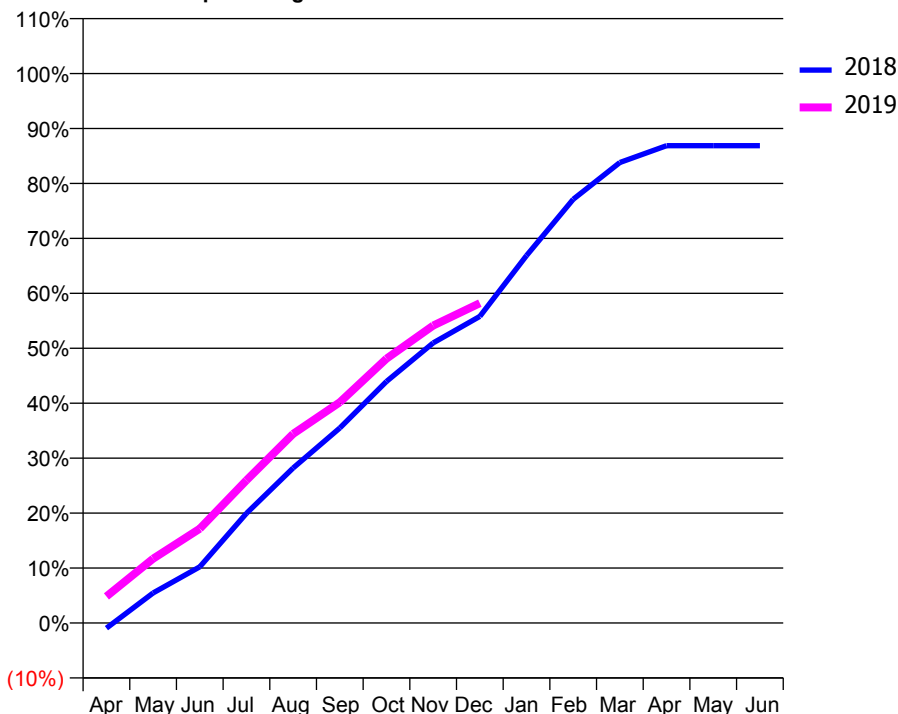
ACCESS*

Patients seen in 24 months	Total	Change since previous quarter
Quarter ending December 2017	882	
Quarter ending March 2018	883	→
Quarter ending June 2018	839	↓
Quarter ending September 2018	828	↓
Quarter ending December 2018	804	↓
Variance since December 2017	(8.8%)	↓



ACTIVITY

Cumulative percentage of contracted UDA delivered 2018 & 2019



Month	Adjusted Scheduled Activity (UDA)	
	2018	2019
April	-38	193
May	219	469
June	409	687
July	798	1,039
August	1,128	1,377
September	1,420	1,607
October	1,758	1,924
November	2,039	2,165
December	2,232	2,328
January	2,675	
February	3,084	
March	3,352	
April	3,474	
May	3,474	
June	3,474	

QUALITY

	Quantity	Base Number	Contract	AT	Region	England
% of FP17s for the same patient ID Re-attending within 3 months - Children	104	695	15.0%	8.9%	11.3%	11.8%
% of FP17s for the same patient ID Re-attending within 3 months - Adults	96	419	22.9%	13.0%	15.3%	15.6%
% of FP17s for the same patient ID Re-attending between 3 & 9 months - Children	510	695	73.4%	61.9%	61.1%	58.8%
% of FP17s for the same patient ID Re-attending between 3 & 9 months - Adults	249	419	59.4%	52.4%	52.4%	51.0%
% of FP17s for Band 1 Urgent Courses	56	1,060	5.3%	8.4%	9.5%	9.0%
% of FP17s Relating to Free Repair or Replacements	0	1,060	0.0%	0.7%	0.7%	0.8%
% of FP17s Relating to Continuations	6	1,060	0.6%	0.8%	0.8%	0.9%
% of Patients satisfied with the dentistry they have received	2	2	N/A	93.8%	93.1%	93.2%
% of Patients satisfied with the time they had to wait for an appointment	2	2	N/A	87.7%	87.8%	88.3%

* This is based on patients treated on this contract for their most recent course of treatment. Figures in italics indicate the base number of FP17s or Patient Questionnaire responses are less than 100. N/A is shown where the base number of responses is less than 10 during the period. % is calculated as Quantity/Base number*100

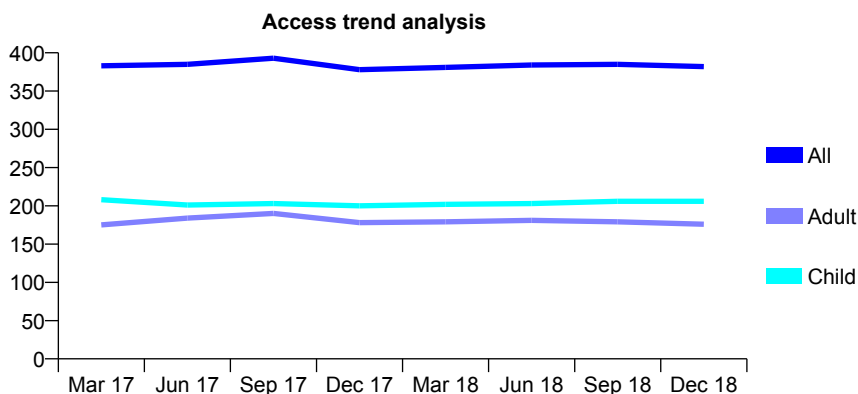
Q64 - Vital Signs At a Glance Contract Report for 833282/0001 - December 2018

Name or company name	MR GP HOOD
Contract type name	GDS Contract
Purpose of contract	General
Contract start date	01/04/2006
Contract end date	

18/19 Contracted general activity (UDA)	806
Carry forward general activity (UDA)	-16
18/19 Contracted orthodontic activity (UOA)	0
Carry forward orthodontic activity (UOA)	0
Baseline contract value	£18,338.04

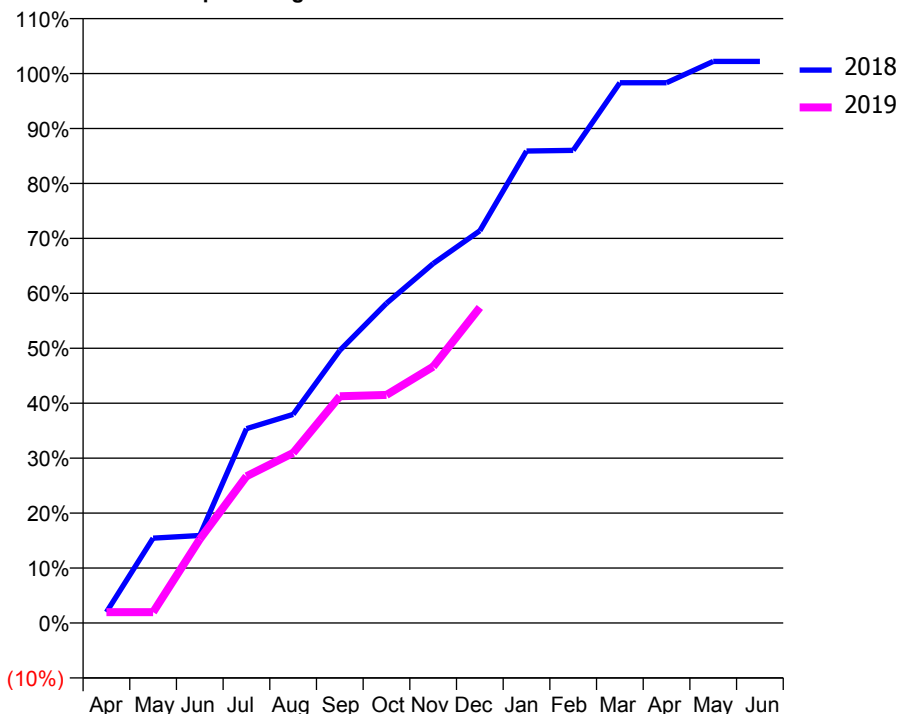
ACCESS*

Patients seen in 24 months	Total	Change since previous quarter
Quarter ending December 2017	378	
Quarter ending March 2018	381	→
Quarter ending June 2018	384	→
Quarter ending September 2018	385	→
Quarter ending December 2018	382	→
Variance since December 2017	1.1%	→



ACTIVITY

Cumulative percentage of contracted UDA delivered 2018 & 2019



Adjusted Scheduled Activity (UDA)		
Month	2018	2019
April	16	16
May	124	16
June	128	123
July	285	215
August	306	249
September	400	333
October	469	335
November	527	376
December	575	463
January	692	
February	693	
March	792	
April	792	
May	824	
June	824	

QUALITY

	Quantity	Base Number	Contract	AT	Region	England
% of FP17s for the same patient ID Re-attending within 3 months - Children	3	191	1.6%	8.9%	11.3%	11.8%
% of FP17s for the same patient ID Re-attending within 3 months - Adults	5	97	5.2%	13.0%	15.3%	15.6%
% of FP17s for the same patient ID Re-attending between 3 & 9 months - Children	118	191	61.8%	61.9%	61.1%	58.8%
% of FP17s for the same patient ID Re-attending between 3 & 9 months - Adults	48	97	49.5%	52.4%	52.4%	51.0%
% of FP17s for Band 1 Urgent Courses	9	264	3.4%	8.4%	9.5%	9.0%
% of FP17s Relating to Free Repair or Replacements	0	264	0.0%	0.7%	0.7%	0.8%
% of FP17s Relating to Continuations	0	264	0.0%	0.8%	0.8%	0.9%
% of Patients satisfied with the dentistry they have received	1	1	N/A	93.8%	93.1%	93.2%
% of Patients satisfied with the time they had to wait for an appointment	1	1	N/A	87.7%	87.8%	88.3%

* This is based on patients treated on this contract for their most recent course of treatment. Figures in italics indicate the base number of FP17s or Patient Questionnaire responses are less than 100. N/A is shown where the base number of responses is less than 10 during the period. % is calculated as Quantity/Base number*100

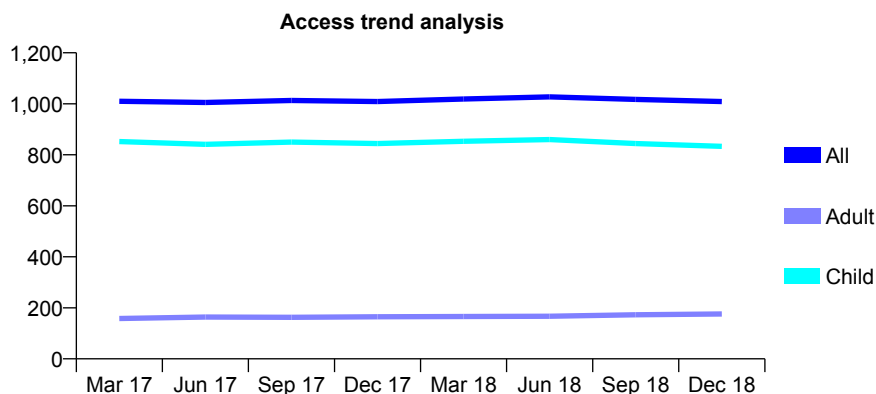
Q64 - Vital Signs At a Glance Contract Report for 839329/0004 - December 2018

Name or company name	MR SJ MCELROY
Contract type name	GDS Contract
Purpose of contract	General
Contract start date	01/04/2006
Contract end date	

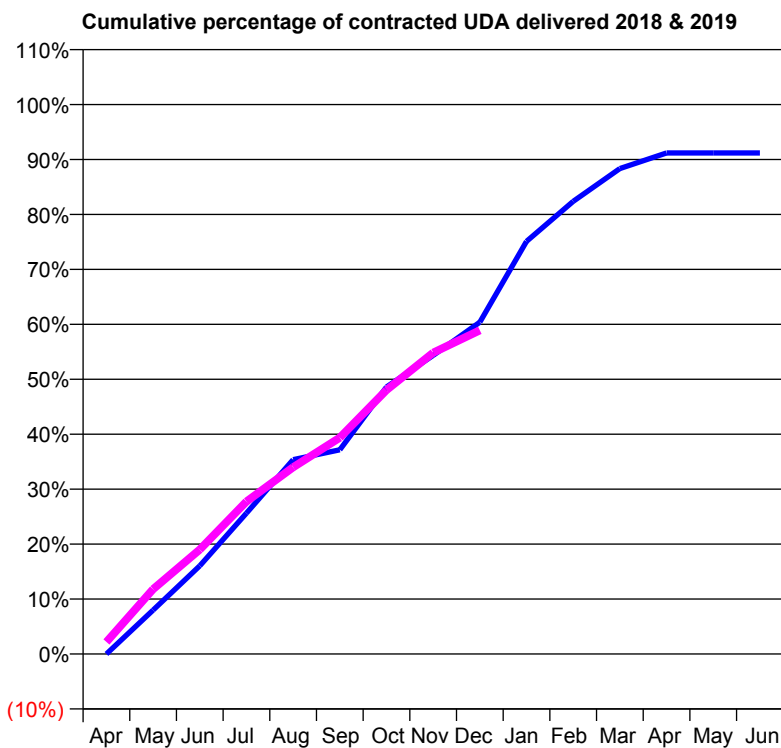
18/19 Contracted general activity (UDA)	2,800
Carry forward general activity (UDA)	0
18/19 Contracted orthodontic activity (UOA)	0
Carry forward orthodontic activity (UOA)	0
Baseline contract value	£72,027.04

ACCESS*

Patients seen in 24 months	Total	Change since previous quarter
Quarter ending December 2017	1,009	
Quarter ending March 2018	1,019	→
Quarter ending June 2018	1,027	→
Quarter ending September 2018	1,017	→
Quarter ending December 2018	1,009	→
Variance since December 2017	0.0%	→



ACTIVITY



Month	Adjusted Scheduled Activity (UDA)	
	2018	2019
April	0	61
May	240	331
June	481	532
July	769	777
August	1,061	952
September	1,115	1,103
October	1,458	1,345
November	1,630	1,535
December	1,812	1,650
January	2,253	
February	2,471	
March	2,650	
April	2,736	
May	2,736	
June	2,736	

QUALITY

	Quantity	Base Number	Contract	AT	Region	England
% of FP17s for the same patient ID Re-attending within 3 months - Children	58	1,001	5.8%	8.9%	11.3%	11.8%
% of FP17s for the same patient ID Re-attending within 3 months - Adults	3	68	4.4%	13.0%	15.3%	15.6%
% of FP17s for the same patient ID Re-attending between 3 & 9 months - Children	677	1,001	67.6%	61.9%	61.1%	58.8%
% of FP17s for the same patient ID Re-attending between 3 & 9 months - Adults	47	68	69.1%	52.4%	52.4%	51.0%
% of FP17s for Band 1 Urgent Courses	28	1,017	2.8%	8.4%	9.5%	9.0%
% of FP17s Relating to Free Repair or Replacements	0	1,017	0.0%	0.7%	0.7%	0.8%
% of FP17s Relating to Continuations	0	1,017	0.0%	0.8%	0.8%	0.9%
% of Patients satisfied with the dentistry they have received	0	0	N/A	93.8%	93.1%	93.2%
% of Patients satisfied with the time they had to wait for an appointment	0	0	N/A	87.7%	87.8%	88.3%

* This is based on patients treated on this contract for their most recent course of treatment. Figures in italics indicate the base number of FP17s or Patient Questionnaire responses are less than 100. N/A is shown where the base number of responses is less than 10 during the period. % is calculated as Quantity/Base number*100

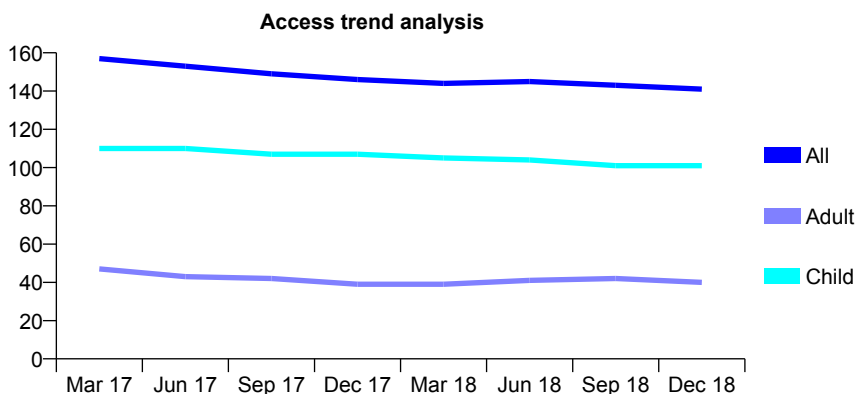
Q64 - Vital Signs At a Glance Contract Report for 841048/0003 - December 2018

Name or company name	MR CG HARDMAN
Contract type name	GDS Contract
Purpose of contract	General
Contract start date	01/04/2009
Contract end date	

18/19 Contracted general activity (UDA)	355
Carry forward general activity (UDA)	0
18/19 Contracted orthodontic activity (UOA)	0
Carry forward orthodontic activity (UOA)	0
Baseline contract value	£8,576.91

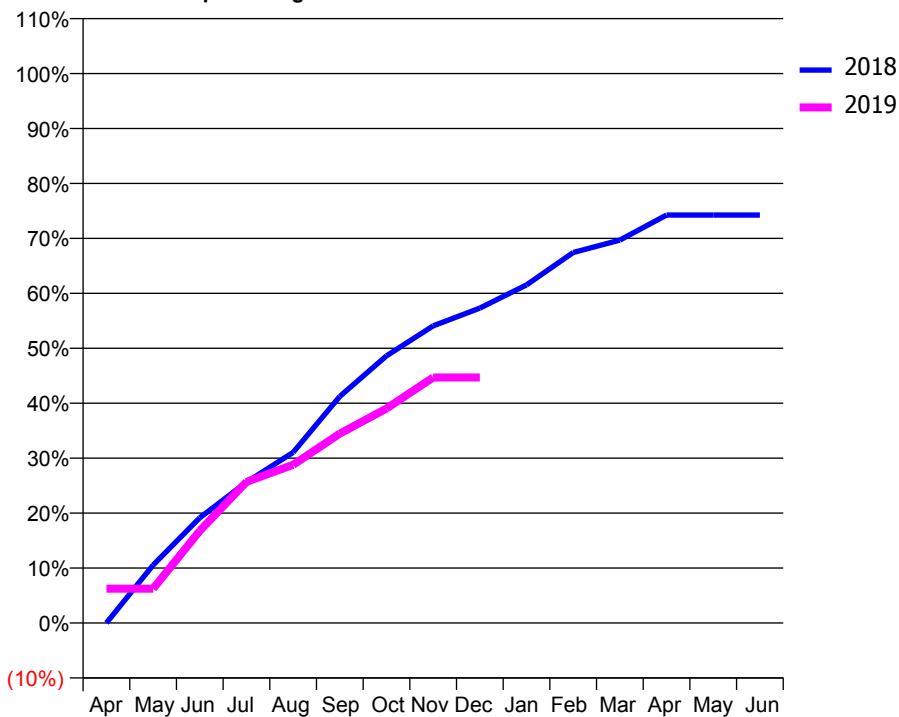
ACCESS*

Patients seen in 24 months	Total	Change since previous quarter
Quarter ending December 2017	146	
Quarter ending March 2018	144	↓
Quarter ending June 2018	145	→
Quarter ending September 2018	143	↓
Quarter ending December 2018	141	↓
Variance since December 2017	(3.4%)	↓



ACTIVITY

Cumulative percentage of contracted UDA delivered 2018 & 2019



Adjusted Scheduled Activity (UDA)

Month	2018	2019
April	0	22
May	37	22
June	68	60
July	91	91
August	110	102
September	146	122
October	173	139
November	192	159
December	203	159
January	218	
February	239	
March	247	
April	264	
May	264	
June	264	

QUALITY

	Quantity	Base Number	Contract	AT	Region	England
% of FP17s for the same patient ID Re-attending within 3 months - Children	6	104	5.8%	8.9%	11.3%	11.8%
% of FP17s for the same patient ID Re-attending within 3 months - Adults	2	21	9.5%	13.0%	15.3%	15.6%
% of FP17s for the same patient ID Re-attending between 3 & 9 months - Children	74	104	71.2%	61.9%	61.1%	58.8%
% of FP17s for the same patient ID Re-attending between 3 & 9 months - Adults	8	21	38.1%	52.4%	52.4%	51.0%
% of FP17s for Band 1 Urgent Courses	8	115	7.0%	8.4%	9.5%	9.0%
% of FP17s Relating to Free Repair or Replacements	0	115	0.0%	0.7%	0.7%	0.8%
% of FP17s Relating to Continuations	0	115	0.0%	0.8%	0.8%	0.9%
% of Patients satisfied with the dentistry they have received	0	0	N/A	93.8%	93.1%	93.2%
% of Patients satisfied with the time they had to wait for an appointment	0	0	N/A	87.7%	87.8%	88.3%

* This is based on patients treated on this contract for their most recent course of treatment. Figures in italics indicate the base number of FP17s or Patient Questionnaire responses are less than 100. N/A is shown where the base number of responses is less than 10 during the period. % is calculated as Quantity/Base number*100

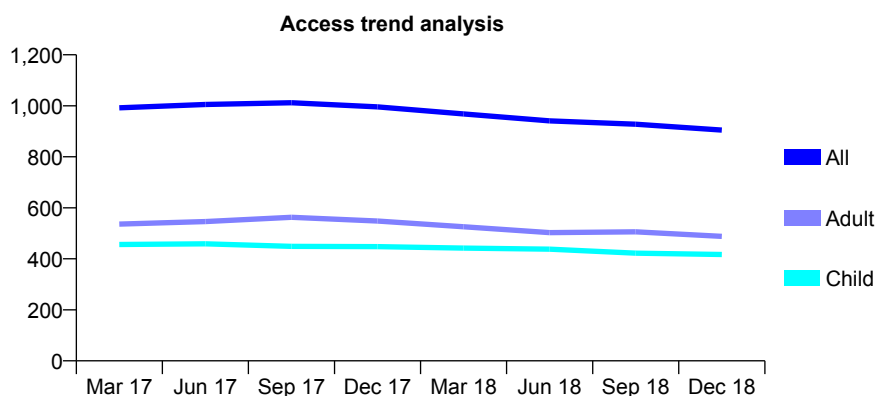
Q64 - Vital Signs At a Glance Contract Report for 842915/0001 - December 2018

Name or company name	MR P DIBA
Contract type name	GDS Contract
Purpose of contract	General
Contract start date	01/04/2006
Contract end date	

18/19 Contracted general activity (UDA)	3,994
Carry forward general activity (UDA)	-80
18/19 Contracted orthodontic activity (UOA)	0
Carry forward orthodontic activity (UOA)	0
Baseline contract value	£100,407.60

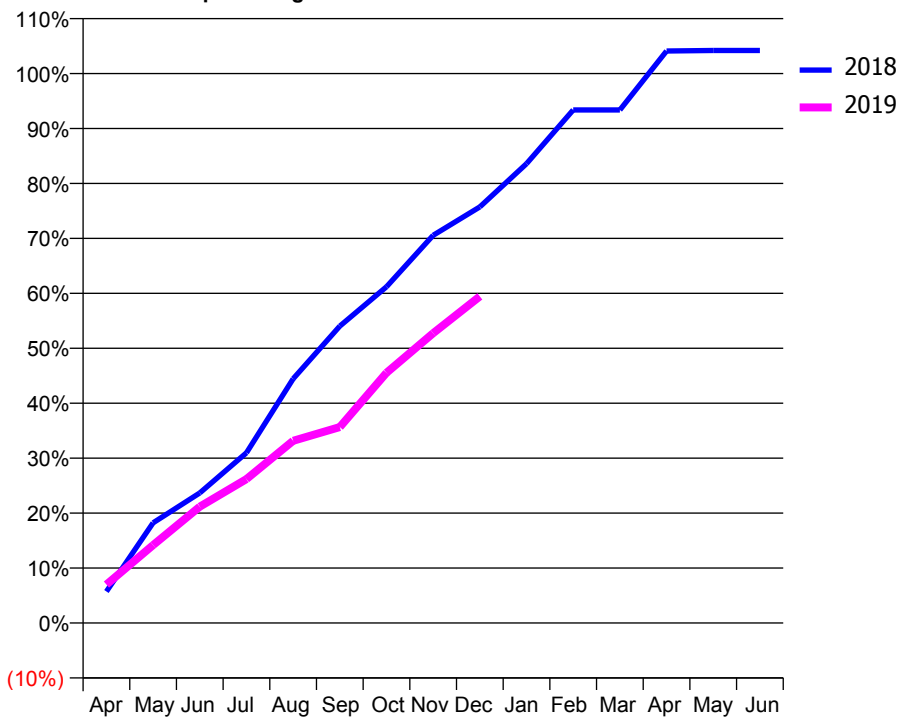
ACCESS*

Patients seen in 24 months	Total	Change since previous quarter
Quarter ending December 2017	996	
Quarter ending March 2018	968	↓
Quarter ending June 2018	941	↓
Quarter ending September 2018	928	↓
Quarter ending December 2018	905	↓
Variance since December 2017	(9.1%)	↓



ACTIVITY

Cumulative percentage of contracted UDA delivered 2018 & 2019



Month	Adjusted Scheduled Activity (UDA)	
	2018	2019
April	229	280
May	729	567
June	946	846
July	1,237	1,046
August	1,775	1,324
September	2,158	1,424
October	2,444	1,819
November	2,818	2,106
December	3,024	2,374
January	3,339	
February	3,729	
March	3,729	
April	4,158	
May	4,162	
June	4,162	

QUALITY

	Quantity	Base Number	Contract	AT	Region	England
% of FP17s for the same patient ID Re-attending within 3 months - Children	102	751	13.6%	8.9%	11.3%	11.8%
% of FP17s for the same patient ID Re-attending within 3 months - Adults	139	533	26.1%	13.0%	15.3%	15.6%
% of FP17s for the same patient ID Re-attending between 3 & 9 months - Children	554	751	73.8%	61.9%	61.1%	58.8%
% of FP17s for the same patient ID Re-attending between 3 & 9 months - Adults	321	533	60.2%	52.4%	52.4%	51.0%
% of FP17s for Band 1 Urgent Courses	46	1,058	4.3%	8.4%	9.5%	9.0%
% of FP17s Relating to Free Repair or Replacements	0	1,058	0.0%	0.7%	0.7%	0.8%
% of FP17s Relating to Continuations	0	1,058	0.0%	0.8%	0.8%	0.9%
% of Patients satisfied with the dentistry they have received	0	0	N/A	93.8%	93.1%	93.2%
% of Patients satisfied with the time they had to wait for an appointment	0	0	N/A	87.7%	87.8%	88.3%

* This is based on patients treated on this contract for their most recent course of treatment. Figures in italics indicate the base number of FP17s or Patient Questionnaire responses are less than 100. N/A is shown where the base number of responses is less than 10 during the period. % is calculated as Quantity/Base number*100

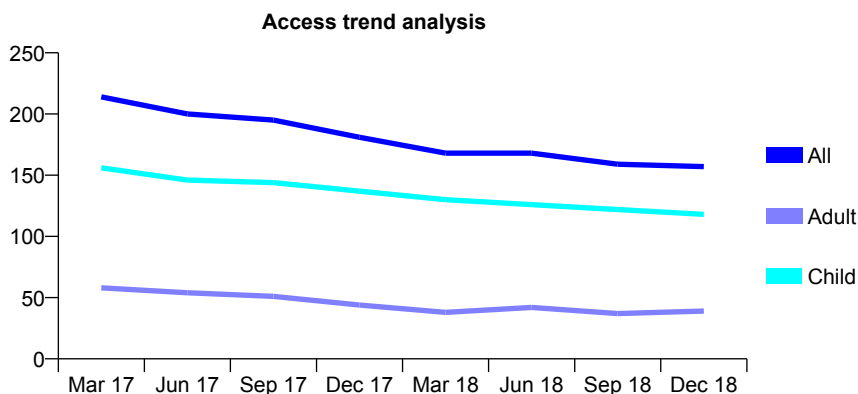
Q64 - Vital Signs At a Glance Contract Report for 855162/0001 - December 2018

Name or company name	MR M ABRISHAMI
Contract type name	GDS Contract
Purpose of contract	General
Contract start date	01/04/2006
Contract end date	

18/19 Contracted general activity (UDA)	662
Carry forward general activity (UDA)	0
18/19 Contracted orthodontic activity (UOA)	0
Carry forward orthodontic activity (UOA)	0
Baseline contract value	£14,416.02

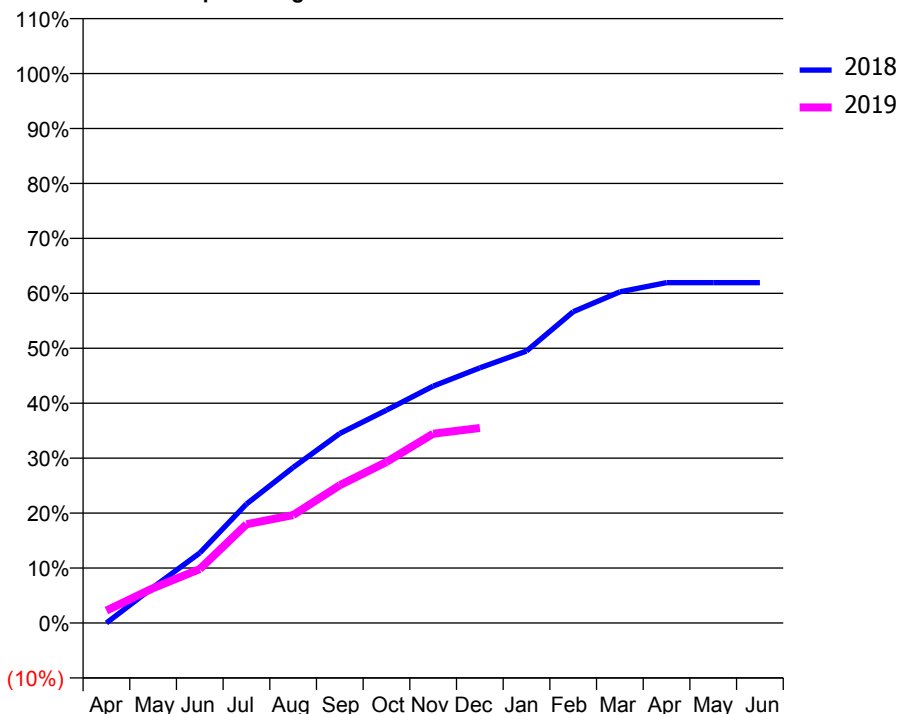
ACCESS*

Patients seen in 24 months	Total	Change since previous quarter
Quarter ending December 2017	181	
Quarter ending March 2018	168	↓
Quarter ending June 2018	168	→
Quarter ending September 2018	159	↓
Quarter ending December 2018	157	↓
Variance since December 2017	(13.3%)	↓



ACTIVITY

Cumulative percentage of contracted UDA delivered 2018 & 2019



Month	Adjusted Scheduled Activity (UDA)	
	2018	2019
April	0	15
May	43	42
June	84	65
July	143	119
August	187	130
September	228	166
October	256	194
November	285	228
December	307	235
January	328	
February	375	
March	399	
April	410	
May	410	
June	410	

QUALITY

	Quantity	Base Number	Contract	AT	Region	England
% of FP17s for the same patient ID Re-attending within 3 months - Children	5	187	2.7%	8.9%	11.3%	11.8%
% of FP17s for the same patient ID Re-attending within 3 months - Adults	0	15	0.0%	13.0%	15.3%	15.6%
% of FP17s for the same patient ID Re-attending between 3 & 9 months - Children	154	187	82.4%	61.9%	61.1%	58.8%
% of FP17s for the same patient ID Re-attending between 3 & 9 months - Adults	14	15	93.3%	52.4%	52.4%	51.0%
% of FP17s for Band 1 Urgent Courses	0	193	0.0%	8.4%	9.5%	9.0%
% of FP17s Relating to Free Repair or Replacements	0	193	0.0%	0.7%	0.7%	0.8%
% of FP17s Relating to Continuations	0	193	0.0%	0.8%	0.8%	0.9%
% of Patients satisfied with the dentistry they have received	0	0	N/A	93.8%	93.1%	93.2%
% of Patients satisfied with the time they had to wait for an appointment	0	0	N/A	87.7%	87.8%	88.3%

* This is based on patients treated on this contract for their most recent course of treatment. Figures in italics indicate the base number of FP17s or Patient Questionnaire responses are less than 100. N/A is shown where the base number of responses is less than 10 during the period. % is calculated as Quantity/Base number*100

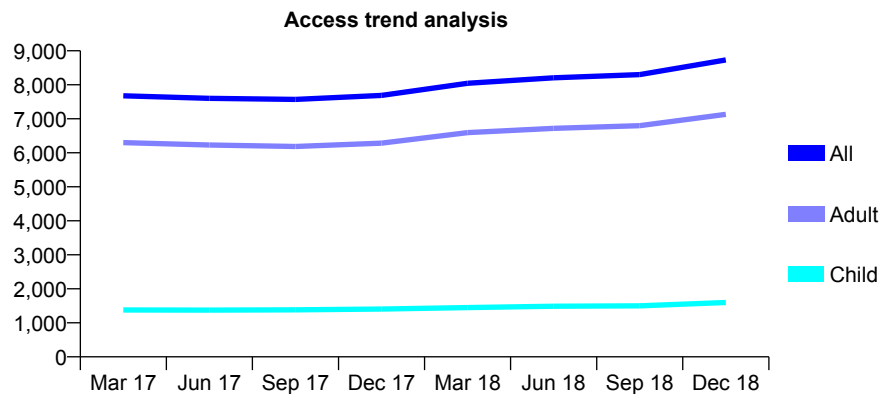
Q64 - Vital Signs At a Glance Contract Report for 894362/0001 - December 2018

Name or company name	MR T SUNNAR
Contract type name	GDS Contract
Purpose of contract	General
Contract start date	28/07/2010
Contract end date	

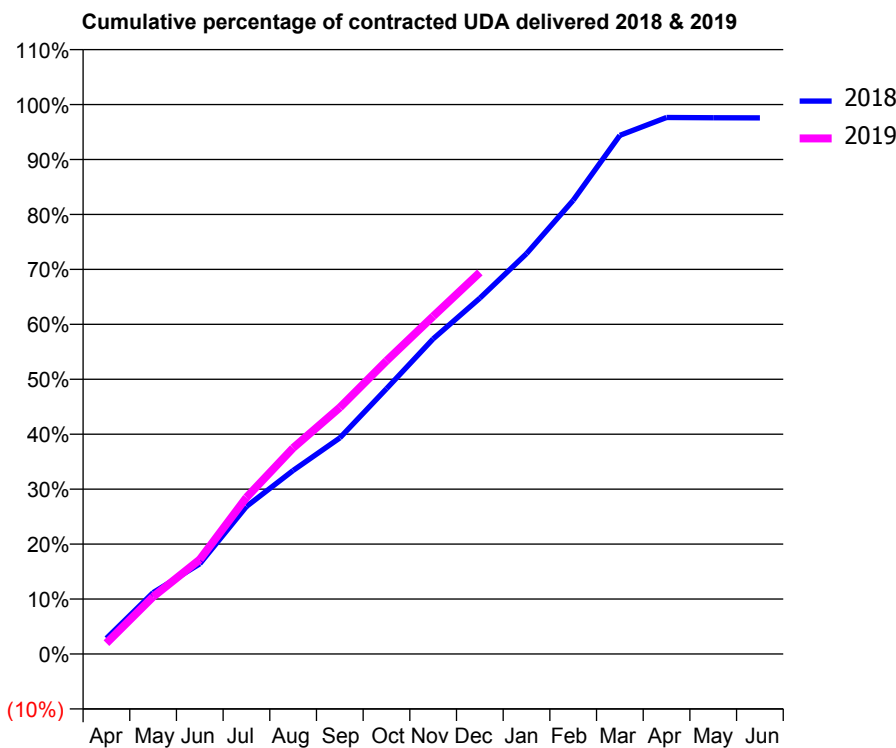
18/19 Contracted general activity (UDA)	23,164
Carry forward general activity (UDA)	567
18/19 Contracted orthodontic activity (UOA)	0
Carry forward orthodontic activity (UOA)	0
Baseline contract value	£497,543.21

ACCESS*

Patients seen in 24 months	Total	Change since previous quarter
Quarter ending December 2017	7,690	
Quarter ending March 2018	8,046	↑
Quarter ending June 2018	8,207	↑
Quarter ending September 2018	8,299	→
Quarter ending December 2018	8,730	↑
Variance since December 2017	13.5%	↑



ACTIVITY



Adjusted Scheduled Activity (UDA)		
Month	2018	2019
April	660	461
May	2,589	2,417
June	3,802	3,984
July	6,220	6,599
August	7,736	8,685
September	9,109	10,392
October	11,184	12,356
November	13,283	14,237
December	15,002	16,084
January	16,879	
February	19,127	
March	21,866	
April	22,614	
May	22,603	
June	22,597	

QUALITY

	Quantity	Base Number	Contract	AT	Region	England
% of FP17s for the same patient ID Re-attending within 3 months - Children	85	1,821	4.7%	8.9%	11.3%	11.8%
% of FP17s for the same patient ID Re-attending within 3 months - Adults	420	7,483	5.6%	13.0%	15.3%	15.6%
% of FP17s for the same patient ID Re-attending between 3 & 9 months - Children	1,178	1,821	64.7%	61.9%	61.1%	58.8%
% of FP17s for the same patient ID Re-attending between 3 & 9 months - Adults	4,753	7,483	63.5%	52.4%	52.4%	51.0%
% of FP17s for Band 1 Urgent Courses	215	8,958	2.4%	8.4%	9.5%	9.0%
% of FP17s Relating to Free Repair or Replacements	59	8,958	0.7%	0.7%	0.7%	0.8%
% of FP17s Relating to Continuations	21	8,958	0.2%	0.8%	0.8%	0.9%
% of Patients satisfied with the dentistry they have received	20	21	95.2%	93.8%	93.1%	93.2%
% of Patients satisfied with the time they had to wait for an appointment	19	21	90.5%	87.7%	87.8%	88.3%

* This is based on patients treated on this contract for their most recent course of treatment. Figures in italics indicate the base number of FP17s or Patient Questionnaire responses are less than 100. N/A is shown where the base number of responses is less than 10 during the period. % is calculated as Quantity/Base number*100

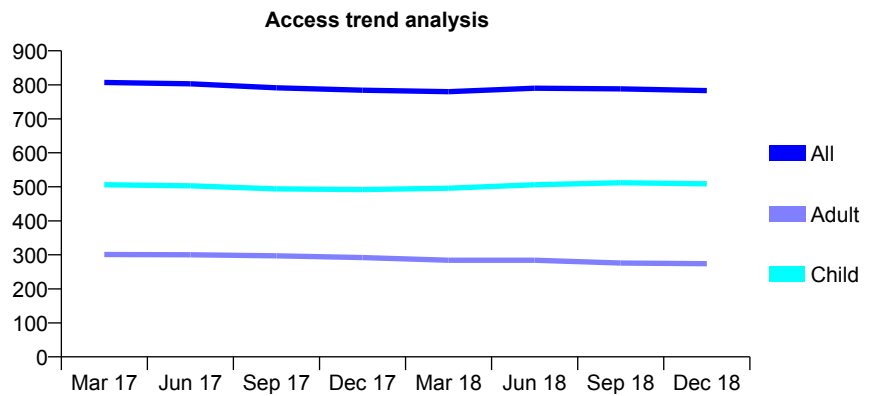
Q64 - Vital Signs At a Glance Contract Report for 909335/0001 - December 2018

Name or company name	MR MD MILNTHORPE
Contract type name	GDS Contract
Purpose of contract	General
Contract start date	01/04/2006
Contract end date	

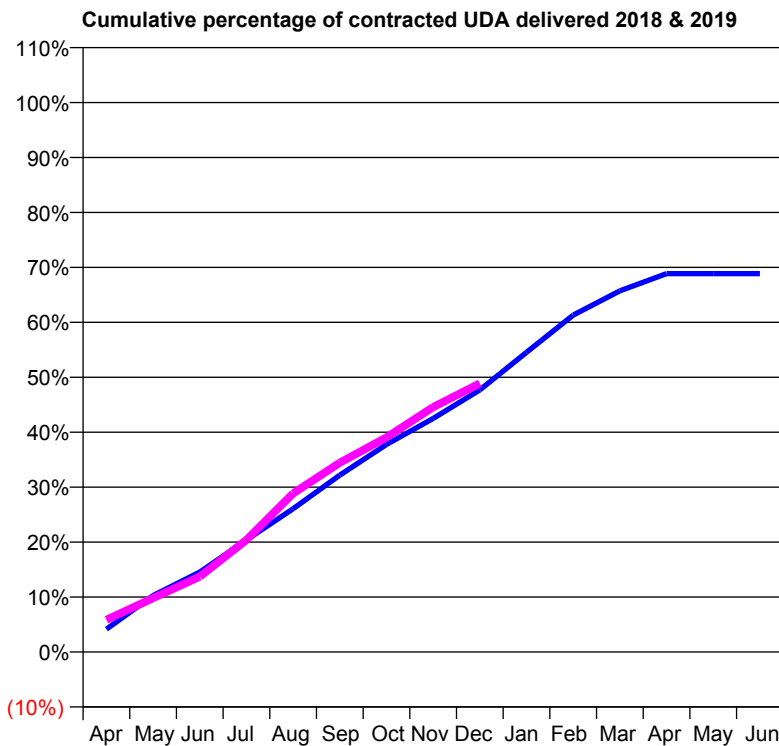
18/19 Contracted general activity (UDA)	2,100
Carry forward general activity (UDA)	0
18/19 Contracted orthodontic activity (UOA)	0
Carry forward orthodontic activity (UOA)	0
Baseline contract value	£46,574.18

ACCESS*

Patients seen in 24 months	Total	Change since previous quarter
Quarter ending December 2017	784	
Quarter ending March 2018	780	→
Quarter ending June 2018	790	→
Quarter ending September 2018	788	→
Quarter ending December 2018	783	→
Variance since December 2017	(0.1%)	→



ACTIVITY



Month	Adjusted Scheduled Activity (UDA)	
	2018	2019
April	87	123
May	216	206
June	305	288
July	428	428
August	548	606
September	676	724
October	793	820
November	892	936
December	1,002	1,026
January	1,145	
February	1,288	
March	1,380	
April	1,446	
May	1,446	
June	1,446	

QUALITY

	Quantity	Base Number	Contract	AT	Region	England
% of FP17s for the same patient ID Re-attending within 3 months - Children	36	620	5.8%	8.9%	11.3%	11.8%
% of FP17s for the same patient ID Re-attending within 3 months - Adults	12	179	6.7%	13.0%	15.3%	15.6%
% of FP17s for the same patient ID Re-attending between 3 & 9 months - Children	437	620	70.5%	61.9%	61.1%	58.8%
% of FP17s for the same patient ID Re-attending between 3 & 9 months - Adults	96	179	53.6%	52.4%	52.4%	51.0%
% of FP17s for Band 1 Urgent Courses	27	748	3.6%	8.4%	9.5%	9.0%
% of FP17s Relating to Free Repair or Replacements	0	748	0.0%	0.7%	0.7%	0.8%
% of FP17s Relating to Continuations	0	748	0.0%	0.8%	0.8%	0.9%
% of Patients satisfied with the dentistry they have received	0	0	N/A	93.8%	93.1%	93.2%
% of Patients satisfied with the time they had to wait for an appointment	0	0	N/A	87.7%	87.8%	88.3%

* This is based on patients treated on this contract for their most recent course of treatment. Figures in italics indicate the base number of FP17s or Patient Questionnaire responses are less than 100. N/A is shown where the base number of responses is less than 10 during the period. % is calculated as Quantity/Base number*100

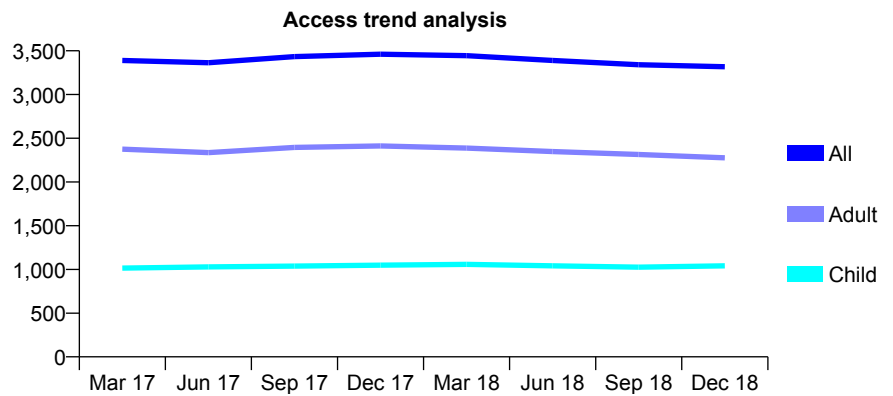
Q64 - Vital Signs At a Glance Contract Report for 911402/0001 - December 2018

Name or company name	MR CP MACPHERSON
Contract type name	GDS Contract
Purpose of contract	General
Contract start date	01/04/2006
Contract end date	

18/19 Contracted general activity (UDA)	10,642
Carry forward general activity (UDA)	150
18/19 Contracted orthodontic activity (UOA)	0
Carry forward orthodontic activity (UOA)	0
Baseline contract value	£296,298.44

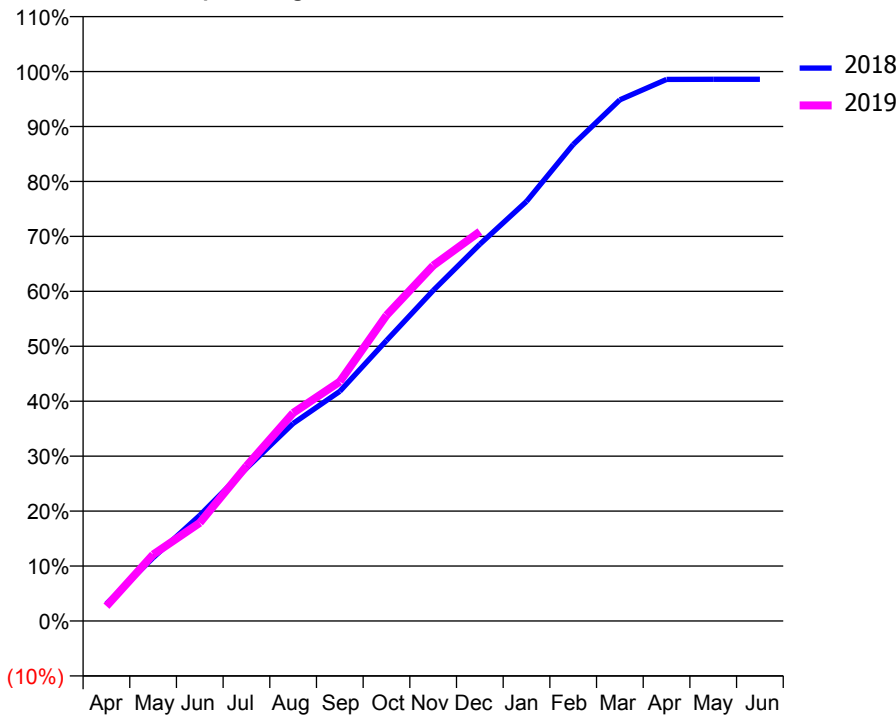
ACCESS*

Patients seen in 24 months	Total	Change since previous quarter
Quarter ending December 2017	3,461	
Quarter ending March 2018	3,444	→
Quarter ending June 2018	3,389	↓
Quarter ending September 2018	3,340	↓
Quarter ending December 2018	3,317	→
Variance since December 2017	(4.2%)	↓



ACTIVITY

Cumulative percentage of contracted UDA delivered 2018 & 2019



Month	Adjusted Scheduled Activity (UDA)	
	2018	2019
April	333	288
May	1,224	1,286
June	2,047	1,903
July	2,959	3,003
August	3,825	4,029
September	4,450	4,637
October	5,433	5,921
November	6,401	6,884
December	7,296	7,543
January	8,125	
February	9,229	
March	10,094	
April	10,488	
May	10,491	
June	10,492	

QUALITY

	Quantity	Base Number	Contract	AT	Region	England
% of FP17s for the same patient ID Re-attending within 3 months - Children	80	1,267	6.3%	8.9%	11.3%	11.8%
% of FP17s for the same patient ID Re-attending within 3 months - Adults	402	2,731	14.7%	13.0%	15.3%	15.6%
% of FP17s for the same patient ID Re-attending between 3 & 9 months - Children	941	1,267	74.3%	61.9%	61.1%	58.8%
% of FP17s for the same patient ID Re-attending between 3 & 9 months - Adults	1,873	2,731	68.6%	52.4%	52.4%	51.0%
% of FP17s for Band 1 Urgent Courses	166	3,826	4.3%	8.4%	9.5%	9.0%
% of FP17s Relating to Free Repair or Replacements	25	3,826	0.7%	0.7%	0.7%	0.8%
% of FP17s Relating to Continuations	28	3,826	0.7%	0.8%	0.8%	0.9%
% of Patients satisfied with the dentistry they have received	6	6	N/A	93.8%	93.1%	93.2%
% of Patients satisfied with the time they had to wait for an appointment	5	6	N/A	87.7%	87.8%	88.3%

* This is based on patients treated on this contract for their most recent course of treatment. Figures in italics indicate the base number of FP17s or Patient Questionnaire responses are less than 100. N/A is shown where the base number of responses is less than 10 during the period. % is calculated as Quantity/Base number*100

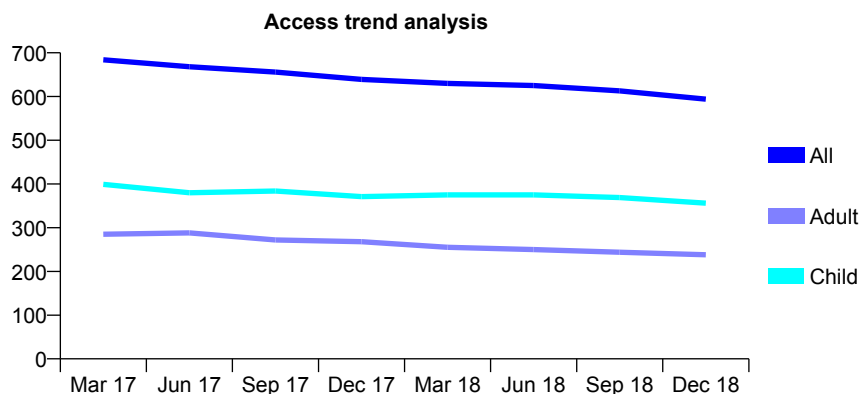
Q64 - Vital Signs At a Glance Contract Report for 912018/0002 - December 2018

Name or company name	MR JC MOORE
Contract type name	GDS Contract
Purpose of contract	General
Contract start date	01/04/2006
Contract end date	

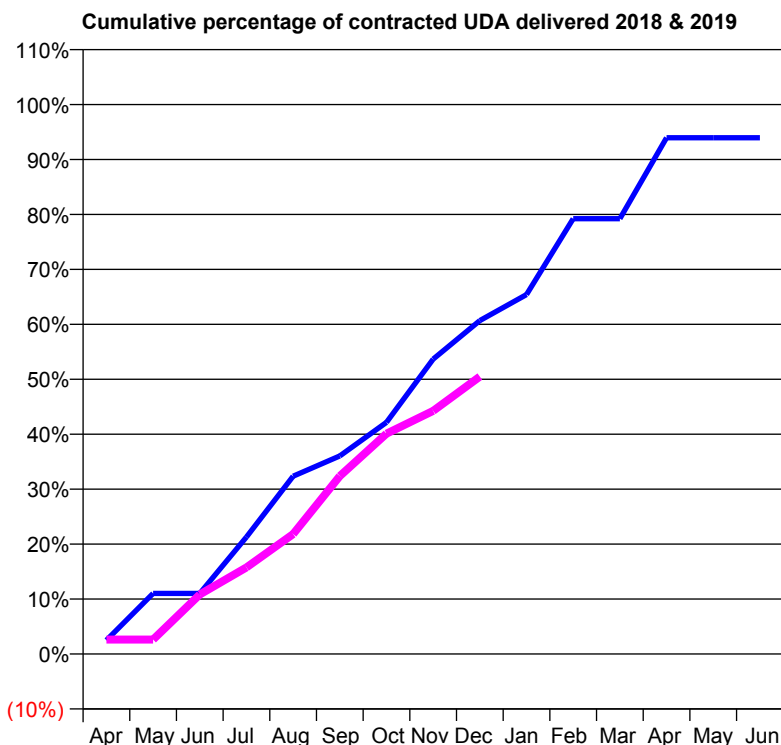
18/19 Contracted general activity (UDA)	1,882
Carry forward general activity (UDA)	0
18/19 Contracted orthodontic activity (UOA)	0
Carry forward orthodontic activity (UOA)	0
Baseline contract value	£40,707.39

ACCESS*

Patients seen in 24 months	Total	Change since previous quarter
Quarter ending December 2017	639	
Quarter ending March 2018	630	↓
Quarter ending June 2018	625	→
Quarter ending September 2018	613	↓
Quarter ending December 2018	594	↓
Variance since December 2017	(7.0%)	↓



ACTIVITY



Month	Adjusted Scheduled Activity (UDA)	
	2018	2019
April	47	49
May	208	49
June	208	204
July	401	297
August	609	411
September	678	609
October	794	755
November	1,010	833
December	1,142	950
January	1,231	
February	1,491	
March	1,491	
April	1,768	
May	1,768	
June	1,768	

QUALITY

	Quantity	Base Number	Contract	AT	Region	England
% of FP17s for the same patient ID Re-attending within 3 months - Children	43	516	8.3%	8.9%	11.3%	11.8%
% of FP17s for the same patient ID Re-attending within 3 months - Adults	64	245	26.1%	13.0%	15.3%	15.6%
% of FP17s for the same patient ID Re-attending between 3 & 9 months - Children	349	516	67.6%	61.9%	61.1%	58.8%
% of FP17s for the same patient ID Re-attending between 3 & 9 months - Adults	135	245	55.1%	52.4%	52.4%	51.0%
% of FP17s for Band 1 Urgent Courses	32	613	5.2%	8.4%	9.5%	9.0%
% of FP17s Relating to Free Repair or Replacements	0	613	0.0%	0.7%	0.7%	0.8%
% of FP17s Relating to Continuations	0	613	0.0%	0.8%	0.8%	0.9%
% of Patients satisfied with the dentistry they have received	0	0	N/A	93.8%	93.1%	93.2%
% of Patients satisfied with the time they had to wait for an appointment	0	0	N/A	87.7%	87.8%	88.3%

* This is based on patients treated on this contract for their most recent course of treatment. Figures in italics indicate the base number of FP17s or Patient Questionnaire responses are less than 100. N/A is shown where the base number of responses is less than 10 during the period. % is calculated as Quantity/Base number*100

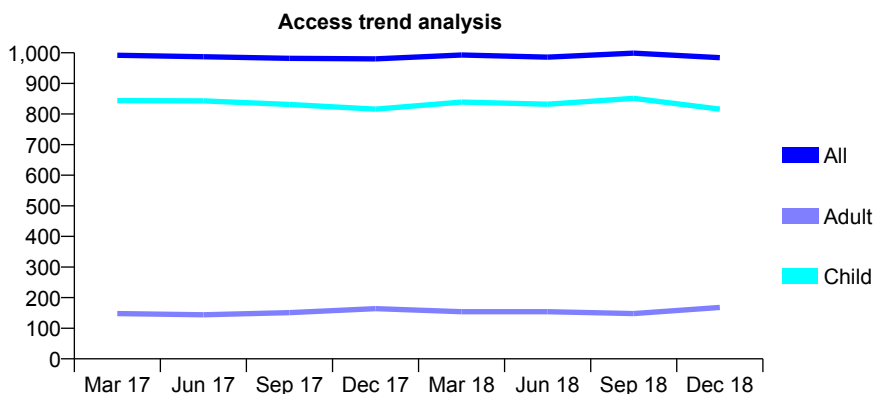
Q64 - Vital Signs At a Glance Contract Report for 914312/0001 - December 2018

Name or company name	MR IP SPEECHLEY
Contract type name	GDS Contract
Purpose of contract	General
Contract start date	01/04/2006
Contract end date	

18/19 Contracted general activity (UDA)	2,200
Carry forward general activity (UDA)	0
18/19 Contracted orthodontic activity (UOA)	0
Carry forward orthodontic activity (UOA)	0
Baseline contract value	£50,586.42

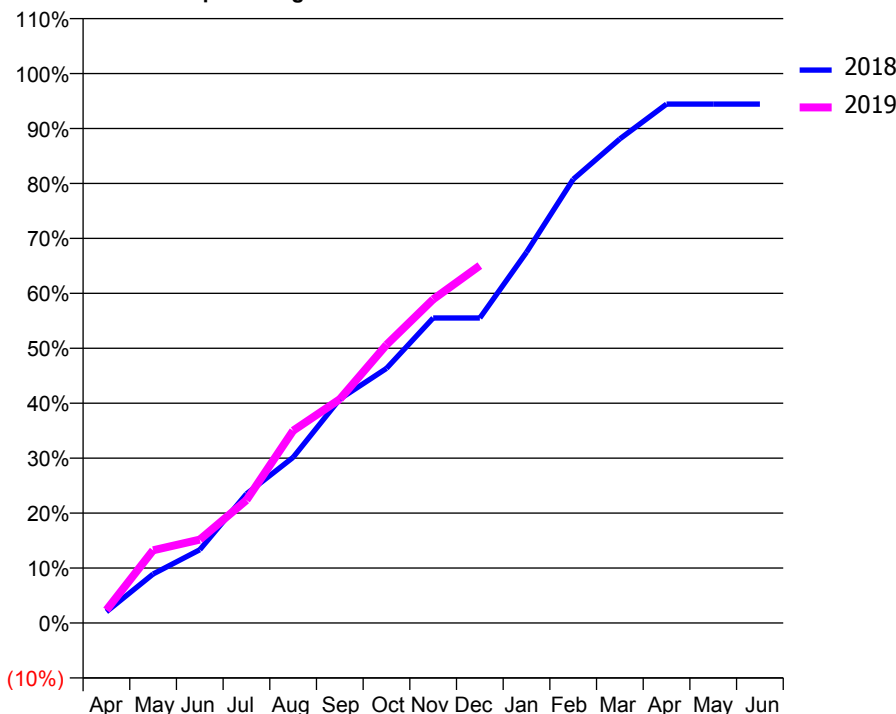
ACCESS*

Patients seen in 24 months	Total	Change since previous quarter
Quarter ending December 2017	980	
Quarter ending March 2018	993	→
Quarter ending June 2018	986	→
Quarter ending September 2018	999	→
Quarter ending December 2018	984	↓
Variance since December 2017	0.4%	→



ACTIVITY

Cumulative percentage of contracted UDA delivered 2018 & 2019



Month	Adjusted Scheduled Activity (UDA)	
	2018	2019
April	45	52
May	196	291
June	293	334
July	517	492
August	663	770
September	896	896
October	1,019	1,114
November	1,221	1,296
December	1,221	1,431
January	1,484	
February	1,776	
March	1,938	
April	2,077	
May	2,077	
June	2,077	

QUALITY

	Quantity	Base Number	Contract	AT	Region	England
% of FP17s for the same patient ID Re-attending within 3 months - Children	56	960	5.8%	8.9%	11.3%	11.8%
% of FP17s for the same patient ID Re-attending within 3 months - Adults	1	38	2.6%	13.0%	15.3%	15.6%
% of FP17s for the same patient ID Re-attending between 3 & 9 months - Children	616	960	64.2%	61.9%	61.1%	58.8%
% of FP17s for the same patient ID Re-attending between 3 & 9 months - Adults	26	38	68.4%	52.4%	52.4%	51.0%
% of FP17s for Band 1 Urgent Courses	0	926	0.0%	8.4%	9.5%	9.0%
% of FP17s Relating to Free Repair or Replacements	0	926	0.0%	0.7%	0.7%	0.8%
% of FP17s Relating to Continuations	1	926	0.1%	0.8%	0.8%	0.9%
% of Patients satisfied with the dentistry they have received	0	0	N/A	93.8%	93.1%	93.2%
% of Patients satisfied with the time they had to wait for an appointment	0	0	N/A	87.7%	87.8%	88.3%

* This is based on patients treated on this contract for their most recent course of treatment. Figures in italics indicate the base number of FP17s or Patient Questionnaire responses are less than 100. N/A is shown where the base number of responses is less than 10 during the period. % is calculated as Quantity/Base number*100

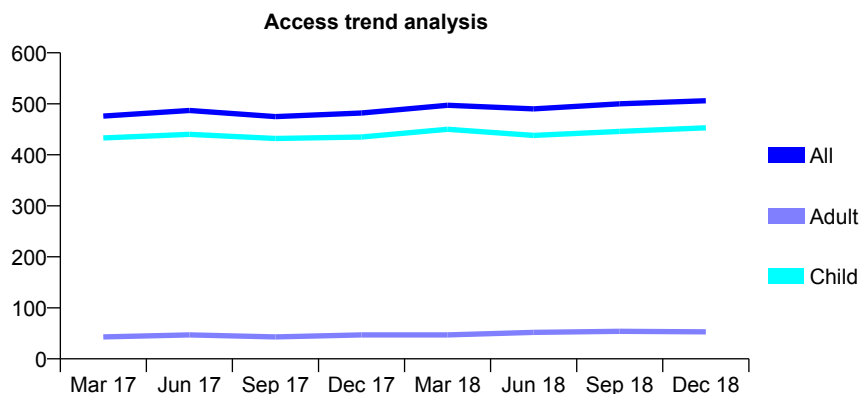
Q64 - Vital Signs At a Glance Contract Report for 914843/0001 - December 2018

Name or company name	MR RM BAKER
Contract type name	GDS Contract
Purpose of contract	General
Contract start date	01/04/2006
Contract end date	

18/19 Contracted general activity (UDA)	1,036
Carry forward general activity (UDA)	0
18/19 Contracted orthodontic activity (UOA)	0
Carry forward orthodontic activity (UOA)	0
Baseline contract value	£28,029.25

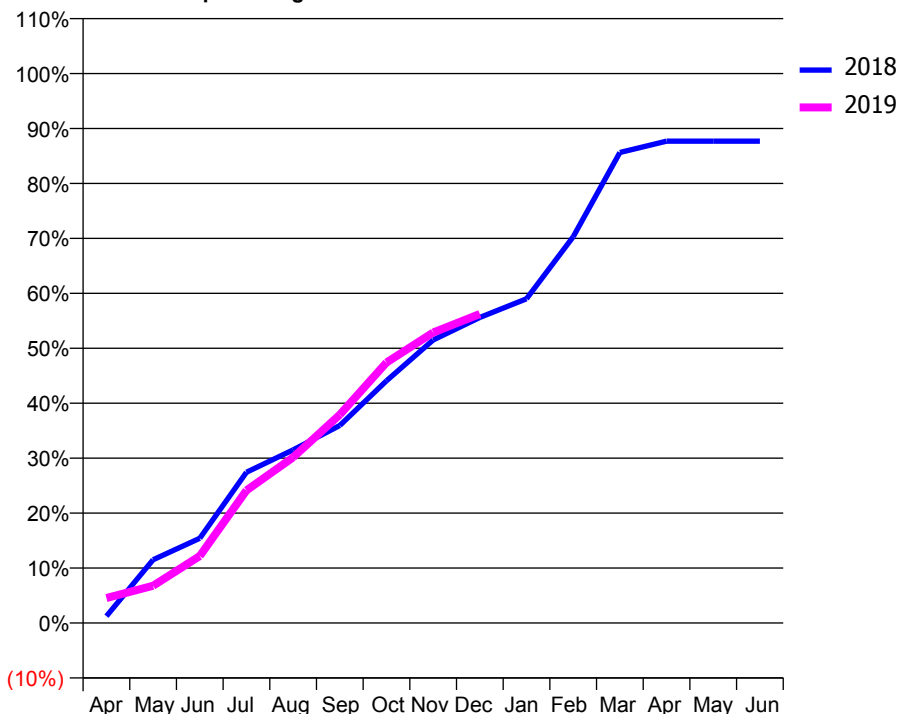
ACCESS*

Patients seen in 24 months	Total	Change since previous quarter
Quarter ending December 2017	482	
Quarter ending March 2018	497	↑
Quarter ending June 2018	490	↓
Quarter ending September 2018	500	↑
Quarter ending December 2018	506	→
Variance since December 2017	5.0%	↑



ACTIVITY

Cumulative percentage of contracted UDA delivered 2018 & 2019



Month	Adjusted Scheduled Activity (UDA)	
	2018	2019
April	13	47
May	119	70
June	160	126
July	284	250
August	326	312
September	372	393
October	457	491
November	534	548
December	576	583
January	611	
February	728	
March	887	
April	908	
May	908	
June	908	

QUALITY

	Quantity	Base Number	Contract	AT	Region	England
% of FP17s for the same patient ID Re-attending within 3 months - Children	31	425	7.3%	8.9%	11.3%	11.8%
% of FP17s for the same patient ID Re-attending within 3 months - Adults	0	12	0.0%	13.0%	15.3%	15.6%
% of FP17s for the same patient ID Re-attending between 3 & 9 months - Children	223	425	52.5%	61.9%	61.1%	58.8%
% of FP17s for the same patient ID Re-attending between 3 & 9 months - Adults	6	12	50.0%	52.4%	52.4%	51.0%
% of FP17s for Band 1 Urgent Courses	13	420	3.1%	8.4%	9.5%	9.0%
% of FP17s Relating to Free Repair or Replacements	0	420	0.0%	0.7%	0.7%	0.8%
% of FP17s Relating to Continuations	4	420	1.0%	0.8%	0.8%	0.9%
% of Patients satisfied with the dentistry they have received	0	0	N/A	93.8%	93.1%	93.2%
% of Patients satisfied with the time they had to wait for an appointment	0	0	N/A	87.7%	87.8%	88.3%

* This is based on patients treated on this contract for their most recent course of treatment. Figures in italics indicate the base number of FP17s or Patient Questionnaire responses are less than 100. N/A is shown where the base number of responses is less than 10 during the period. % is calculated as Quantity/Base number*100

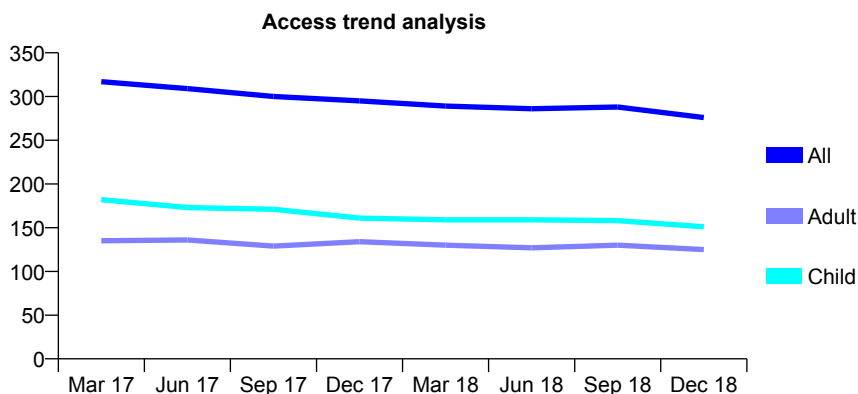
Q64 - Vital Signs At a Glance Contract Report for 915203/0001 - December 2018

Name or company name	Ms SL Watt
Contract type name	GDS Contract
Purpose of contract	General
Contract start date	01/04/2006
Contract end date	

18/19 Contracted general activity (UDA)	790
Carry forward general activity (UDA)	0
18/19 Contracted orthodontic activity (UOA)	0
Carry forward orthodontic activity (UOA)	0
Baseline contract value	£17,170.23

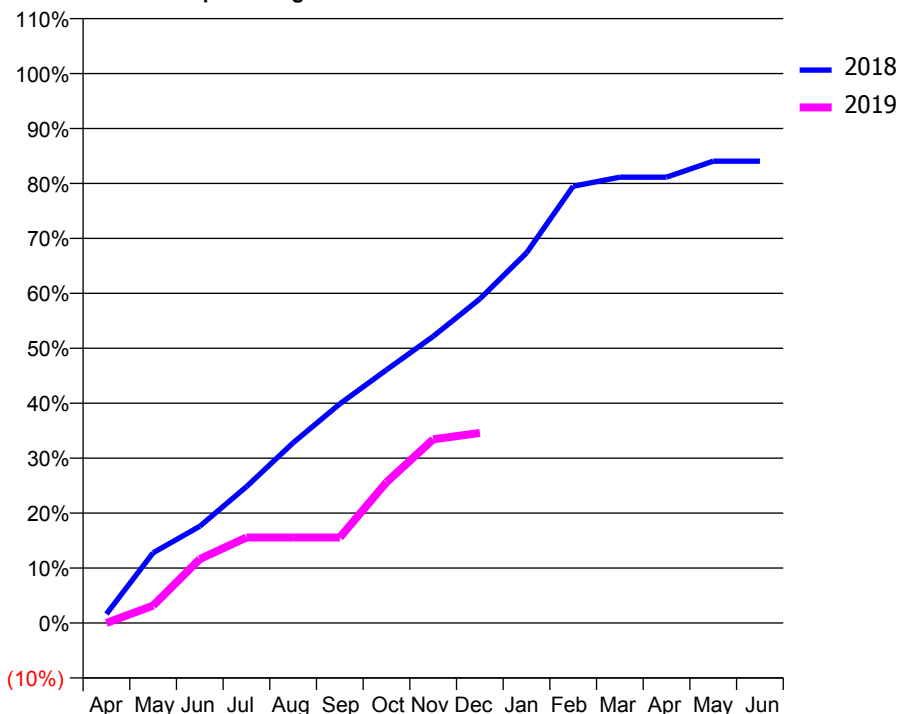
ACCESS*

Patients seen in 24 months	Total	Change since previous quarter
Quarter ending December 2017	295	
Quarter ending March 2018	289	↓
Quarter ending June 2018	286	↓
Quarter ending September 2018	288	→
Quarter ending December 2018	276	↓
Variance since December 2017	(6.4%)	↓



ACTIVITY

Cumulative percentage of contracted UDA delivered 2018 & 2019



Adjusted Scheduled Activity (UDA)		
Month	2018	2019
April	13	0
May	101	25
June	139	92
July	196	123
August	259	123
September	315	123
October	364	202
November	412	264
December	466	273
January	532	
February	628	
March	641	
April	641	
May	664	
June	664	

QUALITY

	Quantity	Base Number	Contract	AT	Region	England
% of FP17s for the same patient ID Re-attending within 3 months - Children	6	172	3.5%	8.9%	11.3%	11.8%
% of FP17s for the same patient ID Re-attending within 3 months - Adults	5	94	5.3%	13.0%	15.3%	15.6%
% of FP17s for the same patient ID Re-attending between 3 & 9 months - Children	124	172	72.1%	61.9%	61.1%	58.8%
% of FP17s for the same patient ID Re-attending between 3 & 9 months - Adults	50	94	53.2%	52.4%	52.4%	51.0%
% of FP17s for Band 1 Urgent Courses	7	236	3.0%	8.4%	9.5%	9.0%
% of FP17s Relating to Free Repair or Replacements	0	236	0.0%	0.7%	0.7%	0.8%
% of FP17s Relating to Continuations	1	236	0.4%	0.8%	0.8%	0.9%
% of Patients satisfied with the dentistry they have received	3	3	N/A	93.8%	93.1%	93.2%
% of Patients satisfied with the time they had to wait for an appointment	3	3	N/A	87.7%	87.8%	88.3%

* This is based on patients treated on this contract for their most recent course of treatment. Figures in italics indicate the base number of FP17s or Patient Questionnaire responses are less than 100. N/A is shown where the base number of responses is less than 10 during the period. % is calculated as Quantity/Base number*100

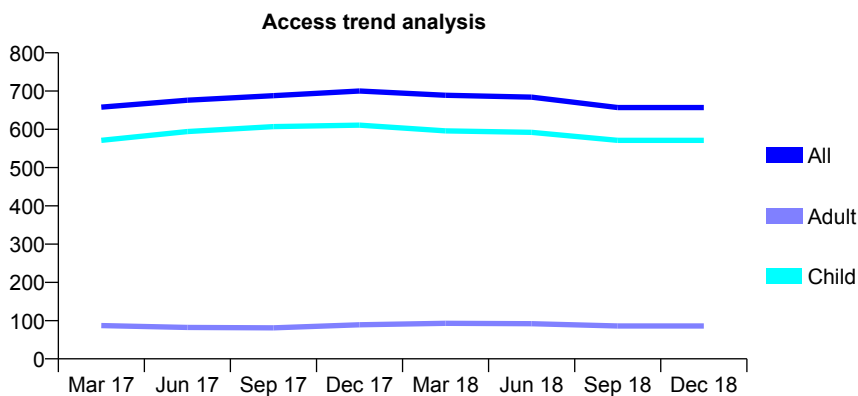
Q64 - Vital Signs At a Glance Contract Report for 917532/0001 - December 2018

Name or company name	MR RD SWINSON
Contract type name	GDS Contract
Purpose of contract	General
Contract start date	01/04/2006
Contract end date	

18/19 Contracted general activity (UDA)	1,450
Carry forward general activity (UDA)	-11
18/19 Contracted orthodontic activity (UOA)	0
Carry forward orthodontic activity (UOA)	0
Baseline contract value	£34,296.10

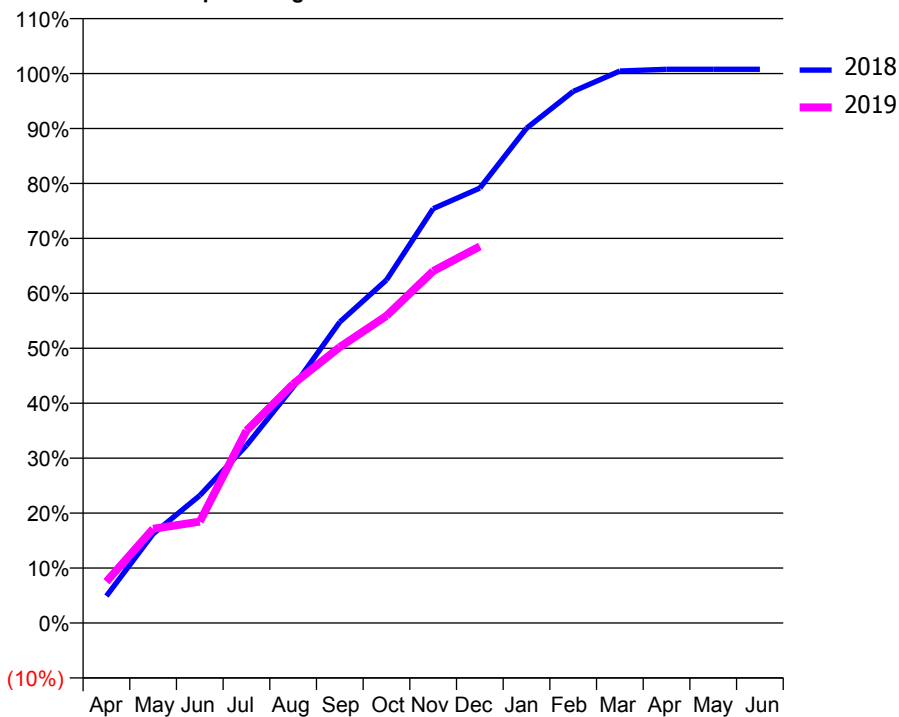
ACCESS*

Patients seen in 24 months	Total	Change since previous quarter
Quarter ending December 2017	700	
Quarter ending March 2018	689	↓
Quarter ending June 2018	684	→
Quarter ending September 2018	657	↓
Quarter ending December 2018	657	→
Variance since December 2017	(6.1%)	↓



ACTIVITY

Cumulative percentage of contracted UDA delivered 2018 & 2019



Month	Adjusted Scheduled Activity (UDA)	
	2018	2019
April	71	109
May	235	249
June	336	268
July	468	508
August	623	631
September	794	728
October	905	810
November	1,094	929
December	1,148	994
January	1,306	
February	1,403	
March	1,457	
April	1,461	
May	1,461	
June	1,461	

QUALITY

	Quantity	Base Number	Contract	AT	Region	England
% of FP17s for the same patient ID Re-attending within 3 months - Children	39	717	5.4%	8.9%	11.3%	11.8%
% of FP17s for the same patient ID Re-attending within 3 months - Adults	2	33	6.1%	13.0%	15.3%	15.6%
% of FP17s for the same patient ID Re-attending between 3 & 9 months - Children	537	717	74.9%	61.9%	61.1%	58.8%
% of FP17s for the same patient ID Re-attending between 3 & 9 months - Adults	20	33	60.6%	52.4%	52.4%	51.0%
% of FP17s for Band 1 Urgent Courses	14	745	1.9%	8.4%	9.5%	9.0%
% of FP17s Relating to Free Repair or Replacements	0	745	0.0%	0.7%	0.7%	0.8%
% of FP17s Relating to Continuations	0	745	0.0%	0.8%	0.8%	0.9%
% of Patients satisfied with the dentistry they have received	1	1	N/A	93.8%	93.1%	93.2%
% of Patients satisfied with the time they had to wait for an appointment	0	1	N/A	87.7%	87.8%	88.3%

* This is based on patients treated on this contract for their most recent course of treatment. Figures in italics indicate the base number of FP17s or Patient Questionnaire responses are less than 100. N/A is shown where the base number of responses is less than 10 during the period. % is calculated as Quantity/Base number*100

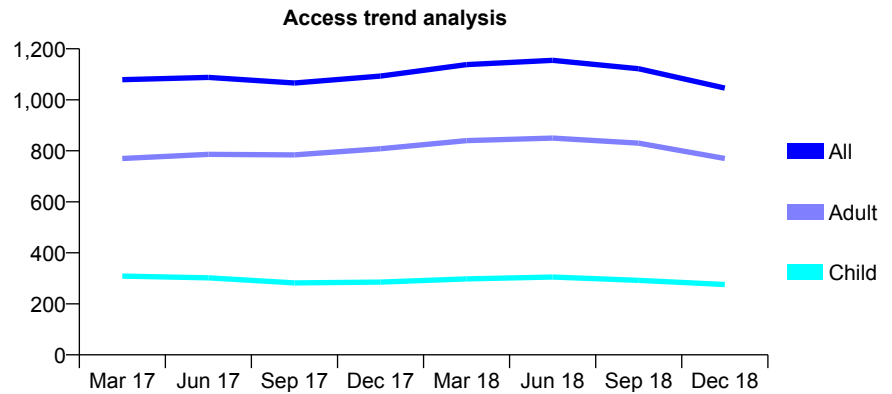
Q64 - Vital Signs At a Glance Contract Report for 917591/0001 - December 2018

Name or company name	Wichelstowe Dental care
Contract type name	GDS Contract
Purpose of contract	General
Contract start date	01/04/2006
Contract end date	

18/19 Contracted general activity (UDA)	1,190
Carry forward general activity (UDA)	30
18/19 Contracted orthodontic activity (UOA)	0
Carry forward orthodontic activity (UOA)	0
Baseline contract value	£28,916.06

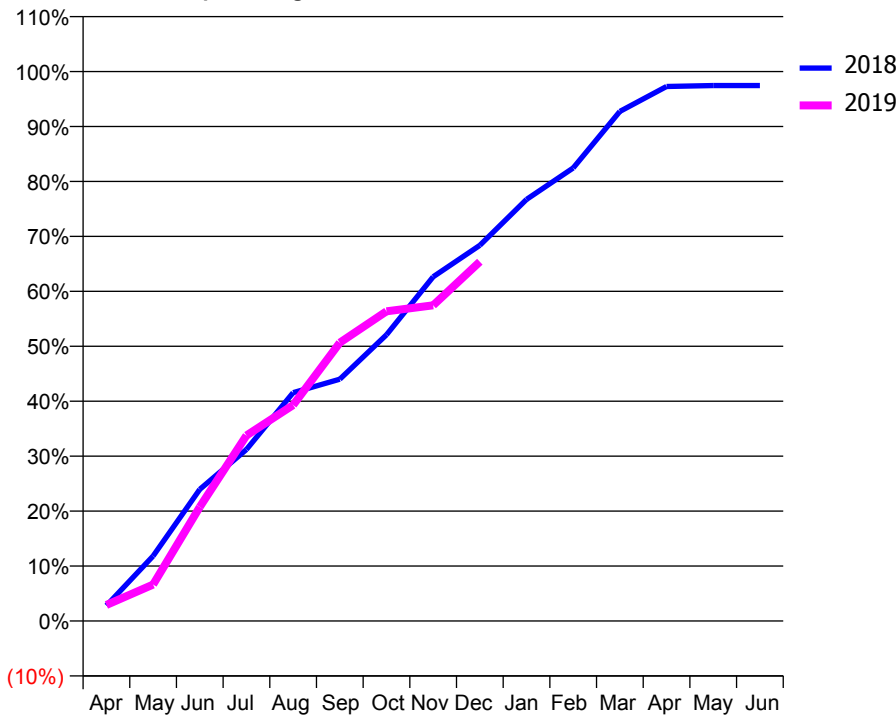
ACCESS*

Patients seen in 24 months	Total	Change since previous quarter
Quarter ending December 2017	1,093	
Quarter ending March 2018	1,138	↑
Quarter ending June 2018	1,155	→
Quarter ending September 2018	1,122	↓
Quarter ending December 2018	1,046	↓
Variance since December 2017	(4.3%)	↓



ACTIVITY

Cumulative percentage of contracted UDA delivered 2018 & 2019



Month	Adjusted Scheduled Activity (UDA)	
	2018	2019
April	33	35
May	141	79
June	285	247
July	372	402
August	494	468
September	524	603
October	620	671
November	745	684
December	814	778
January	913	
February	981	
March	1,104	
April	1,158	
May	1,160	
June	1,160	

QUALITY

	Quantity	Base Number	Contract	AT	Region	England
% of FP17s for the same patient ID Re-attending within 3 months - Children	15	251	6.0%	8.9%	11.3%	11.8%
% of FP17s for the same patient ID Re-attending within 3 months - Adults	72	609	11.8%	13.0%	15.3%	15.6%
% of FP17s for the same patient ID Re-attending between 3 & 9 months - Children	130	251	51.8%	61.9%	61.1%	58.8%
% of FP17s for the same patient ID Re-attending between 3 & 9 months - Adults	315	609	51.7%	52.4%	52.4%	51.0%
% of FP17s for Band 1 Urgent Courses	35	444	7.9%	8.4%	9.5%	9.0%
% of FP17s Relating to Free Repair or Replacements	2	444	0.5%	0.7%	0.7%	0.8%
% of FP17s Relating to Continuations	2	444	0.5%	0.8%	0.8%	0.9%
% of Patients satisfied with the dentistry they have received	2	2	N/A	93.8%	93.1%	93.2%
% of Patients satisfied with the time they had to wait for an appointment	1	2	N/A	87.7%	87.8%	88.3%

* This is based on patients treated on this contract for their most recent course of treatment. Figures in italics indicate the base number of FP17s or Patient Questionnaire responses are less than 100. N/A is shown where the base number of responses is less than 10 during the period. % is calculated as Quantity/Base number*100

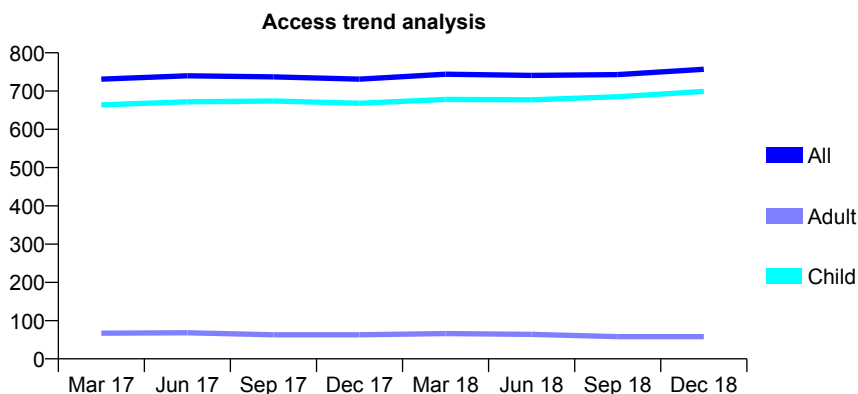
Q64 - Vital Signs At a Glance Contract Report for 917869/0001 - December 2018

Name or company name	MR PM MCVEIGH
Contract type name	GDS Contract
Purpose of contract	General
Contract start date	01/04/2006
Contract end date	

18/19 Contracted general activity (UDA)	2,100
Carry forward general activity (UDA)	232
18/19 Contracted orthodontic activity (UOA)	0
Carry forward orthodontic activity (UOA)	0
Baseline contract value	£44,539.23

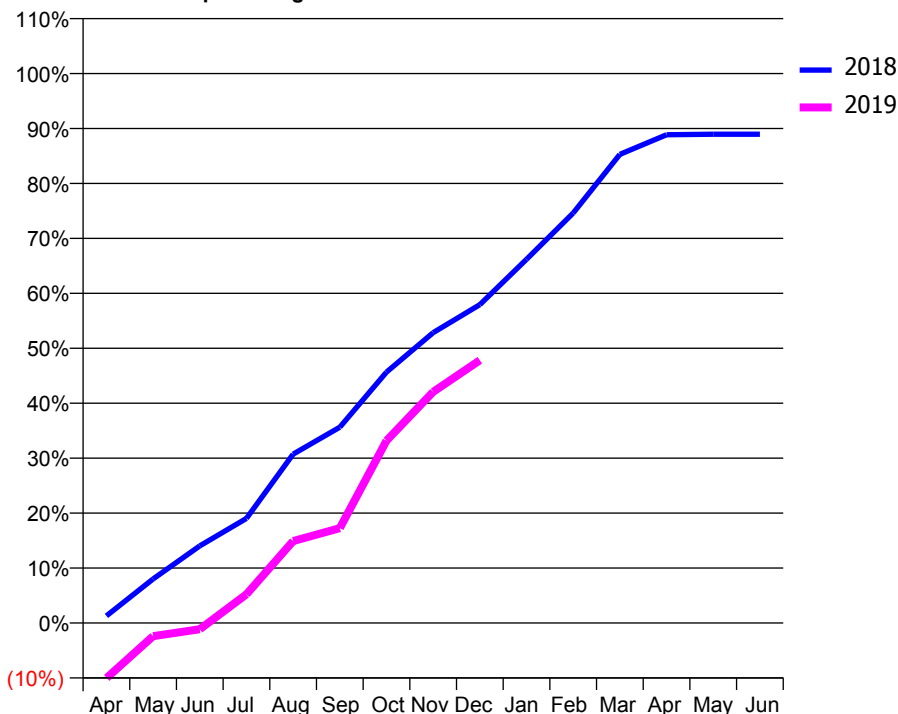
ACCESS*

Patients seen in 24 months	Total	Change since previous quarter
Quarter ending December 2017	731	
Quarter ending March 2018	744	→
Quarter ending June 2018	741	→
Quarter ending September 2018	743	→
Quarter ending December 2018	757	→
Variance since December 2017	3.6%	↑



ACTIVITY

Cumulative percentage of contracted UDA delivered 2018 & 2019



Month	Adjusted Scheduled Activity (UDA)	
	2018	2019
April	27	-211
May	168	-51
June	295	-24
July	400	110
August	645	313
September	748	363
October	959	697
November	1,110	883
December	1,217	1,004
January	1,390	
February	1,567	
March	1,791	
April	1,866	
May	1,868	
June	1,868	

QUALITY

	Quantity	Base Number	Contract	AT	Region	England
% of FP17s for the same patient ID Re-attending within 3 months - Children	32	805	4.0%	8.9%	11.3%	11.8%
% of FP17s for the same patient ID Re-attending within 3 months - Adults	0	0	N/A	13.0%	15.3%	15.6%
% of FP17s for the same patient ID Re-attending between 3 & 9 months - Children	559	805	69.4%	61.9%	61.1%	58.8%
% of FP17s for the same patient ID Re-attending between 3 & 9 months - Adults	0	0	N/A	52.4%	52.4%	51.0%
% of FP17s for Band 1 Urgent Courses	20	772	2.6%	8.4%	9.5%	9.0%
% of FP17s Relating to Free Repair or Replacements	0	772	0.0%	0.7%	0.7%	0.8%
% of FP17s Relating to Continuations	0	772	0.0%	0.8%	0.8%	0.9%
% of Patients satisfied with the dentistry they have received	0	0	N/A	93.8%	93.1%	93.2%
% of Patients satisfied with the time they had to wait for an appointment	0	0	N/A	87.7%	87.8%	88.3%

* This is based on patients treated on this contract for their most recent course of treatment. Figures in italics indicate the base number of FP17s or Patient Questionnaire responses are less than 100. N/A is shown where the base number of responses is less than 10 during the period. % is calculated as Quantity/Base number*100

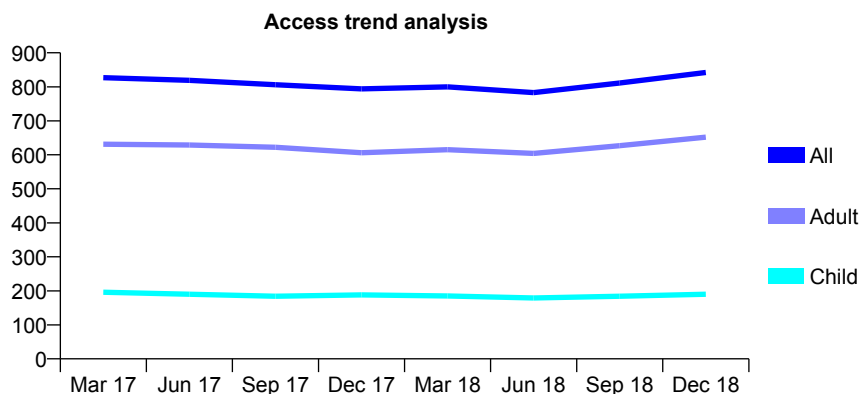
Q64 - Vital Signs At a Glance Contract Report for 918636/0001 - December 2018

Name or company name	Wichelstowe Dental care
Contract type name	GDS Contract
Purpose of contract	General
Contract start date	01/04/2006
Contract end date	

18/19 Contracted general activity (UDA)	2,646
Carry forward general activity (UDA)	-9
18/19 Contracted orthodontic activity (UOA)	0
Carry forward orthodontic activity (UOA)	0
Baseline contract value	£63,161.93

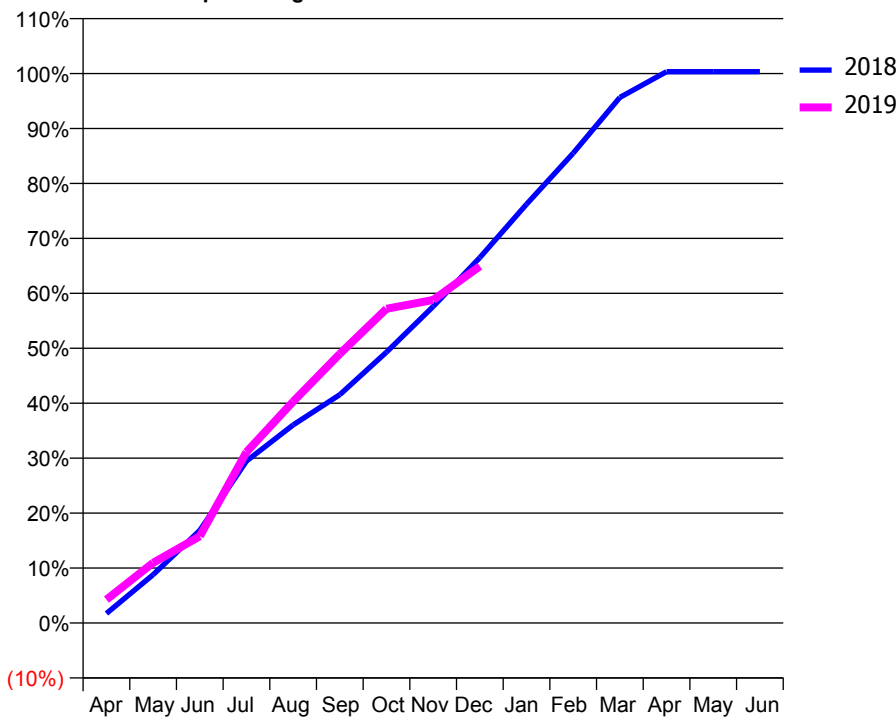
ACCESS*

Patients seen in 24 months	Total	Change since previous quarter
Quarter ending December 2017	794	
Quarter ending March 2018	800	→
Quarter ending June 2018	783	↓
Quarter ending September 2018	811	↑
Quarter ending December 2018	842	↑
Variance since December 2017	6.0%	↑



ACTIVITY

Cumulative percentage of contracted UDA delivered 2018 & 2019



Month	Adjusted Scheduled Activity (UDA)	
	2018	2019
April	46	113
May	233	290
June	446	417
July	780	824
August	954	1,066
September	1,099	1,296
October	1,305	1,513
November	1,524	1,555
December	1,760	1,718
January	2,017	
February	2,263	
March	2,531	
April	2,655	
May	2,655	
June	2,655	

QUALITY

	Quantity	Base Number	Contract	AT	Region	England
% of FP17s for the same patient ID Re-attending within 3 months - Children	7	156	4.5%	8.9%	11.3%	11.8%
% of FP17s for the same patient ID Re-attending within 3 months - Adults	138	661	20.9%	13.0%	15.3%	15.6%
% of FP17s for the same patient ID Re-attending between 3 & 9 months - Children	75	156	48.1%	61.9%	61.1%	58.8%
% of FP17s for the same patient ID Re-attending between 3 & 9 months - Adults	296	661	44.8%	52.4%	52.4%	51.0%
% of FP17s for Band 1 Urgent Courses	80	762	10.5%	8.4%	9.5%	9.0%
% of FP17s Relating to Free Repair or Replacements	5	762	0.7%	0.7%	0.7%	0.8%
% of FP17s Relating to Continuations	13	762	1.7%	0.8%	0.8%	0.9%
% of Patients satisfied with the dentistry they have received	1	1	N/A	93.8%	93.1%	93.2%
% of Patients satisfied with the time they had to wait for an appointment	1	1	N/A	87.7%	87.8%	88.3%

* This is based on patients treated on this contract for their most recent course of treatment. Figures in italics indicate the base number of FP17s or Patient Questionnaire responses are less than 100. N/A is shown where the base number of responses is less than 10 during the period. % is calculated as Quantity/Base number*100

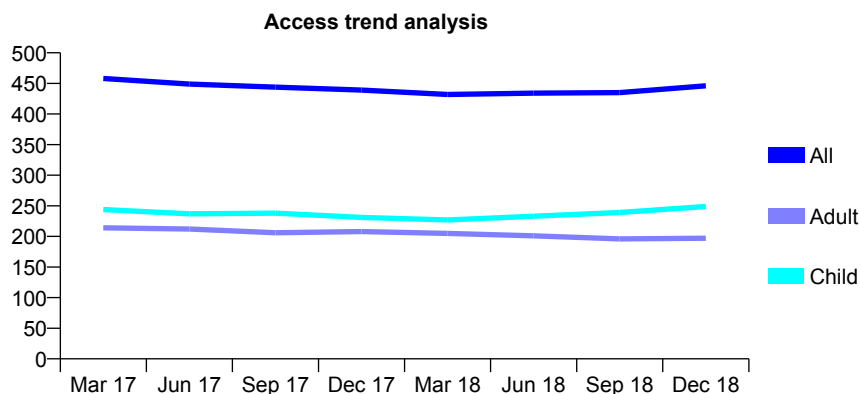
Q64 - Vital Signs At a Glance Contract Report for 919748/0001 - December 2018

Name or company name	MR RJ SMILLIE
Contract type name	GDS Contract
Purpose of contract	General
Contract start date	01/04/2006
Contract end date	

18/19 Contracted general activity (UDA)	2,240
Carry forward general activity (UDA)	0
18/19 Contracted orthodontic activity (UOA)	0
Carry forward orthodontic activity (UOA)	0
Baseline contract value	£53,746.75

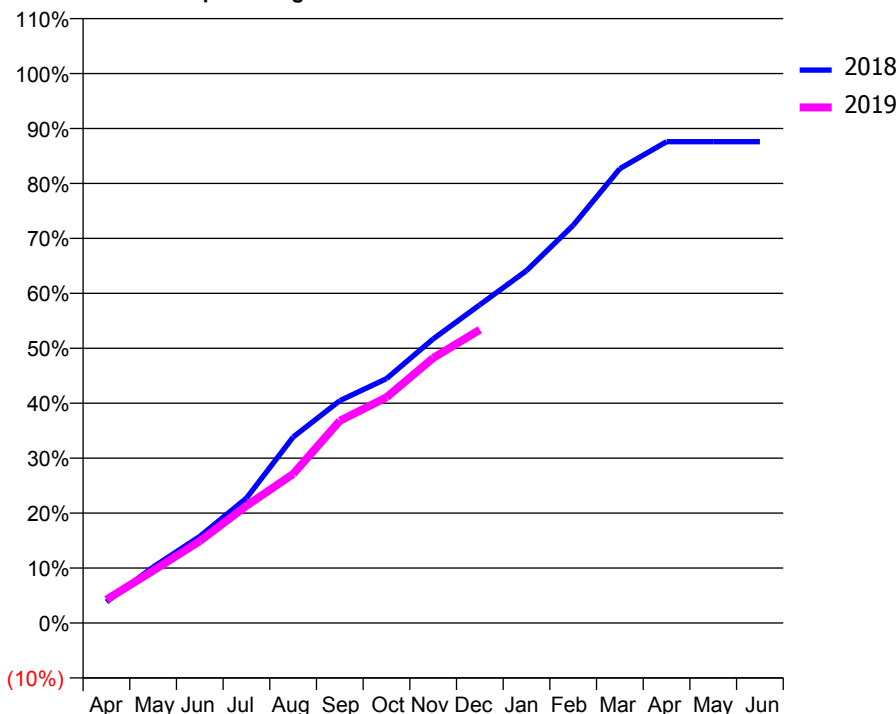
ACCESS*

Patients seen in 24 months	Total	Change since previous quarter
Quarter ending December 2017	439	
Quarter ending March 2018	432	↓
Quarter ending June 2018	434	→
Quarter ending September 2018	435	→
Quarter ending December 2018	446	↑
Variance since December 2017	1.6%	→



ACTIVITY

Cumulative percentage of contracted UDA delivered 2018 & 2019



Adjusted Scheduled Activity (UDA)

Month	2018	2019
April	86	95
May	228	213
June	353	334
July	509	478
August	758	607
September	906	824
October	996	920
November	1,158	1,080
December	1,297	1,195
January	1,436	
February	1,621	
March	1,852	
April	1,962	
May	1,962	
June	1,962	

QUALITY

	Quantity	Base Number	Contract	AT	Region	England
% of FP17s for the same patient ID Re-attending within 3 months - Children	24	288	8.3%	8.9%	11.3%	11.8%
% of FP17s for the same patient ID Re-attending within 3 months - Adults	46	206	22.3%	13.0%	15.3%	15.6%
% of FP17s for the same patient ID Re-attending between 3 & 9 months - Children	173	288	60.1%	61.9%	61.1%	58.8%
% of FP17s for the same patient ID Re-attending between 3 & 9 months - Adults	119	206	57.8%	52.4%	52.4%	51.0%
% of FP17s for Band 1 Urgent Courses	2	456	0.4%	8.4%	9.5%	9.0%
% of FP17s Relating to Free Repair or Replacements	0	456	0.0%	0.7%	0.7%	0.8%
% of FP17s Relating to Continuations	0	456	0.0%	0.8%	0.8%	0.9%
% of Patients satisfied with the dentistry they have received	1	1	N/A	93.8%	93.1%	93.2%
% of Patients satisfied with the time they had to wait for an appointment	1	1	N/A	87.7%	87.8%	88.3%

* This is based on patients treated on this contract for their most recent course of treatment. Figures in italics indicate the base number of FP17s or Patient Questionnaire responses are less than 100. N/A is shown where the base number of responses is less than 10 during the period. % is calculated as Quantity/Base number*100

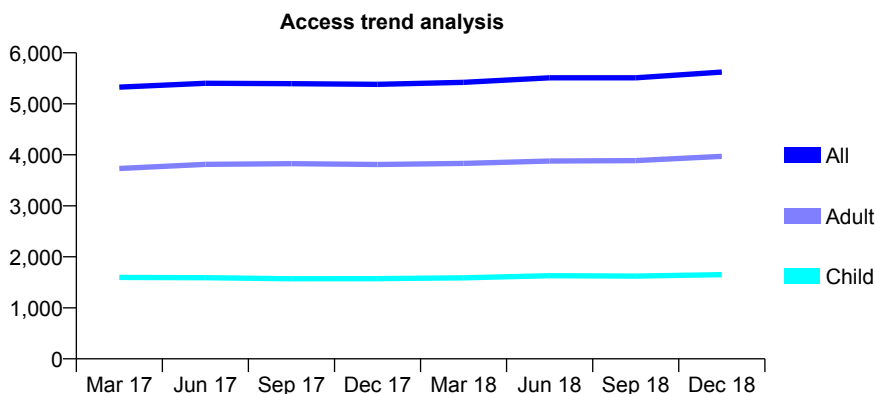
Q64 - Vital Signs At a Glance Contract Report for 921092/0001 - December 2018

Name or company name	MR AM WILSON
Contract type name	GDS Contract
Purpose of contract	General
Contract start date	01/04/2006
Contract end date	

18/19 Contracted general activity (UDA)	12,500
Carry forward general activity (UDA)	0
18/19 Contracted orthodontic activity (UOA)	0
Carry forward orthodontic activity (UOA)	0
Baseline contract value	£304,030.74

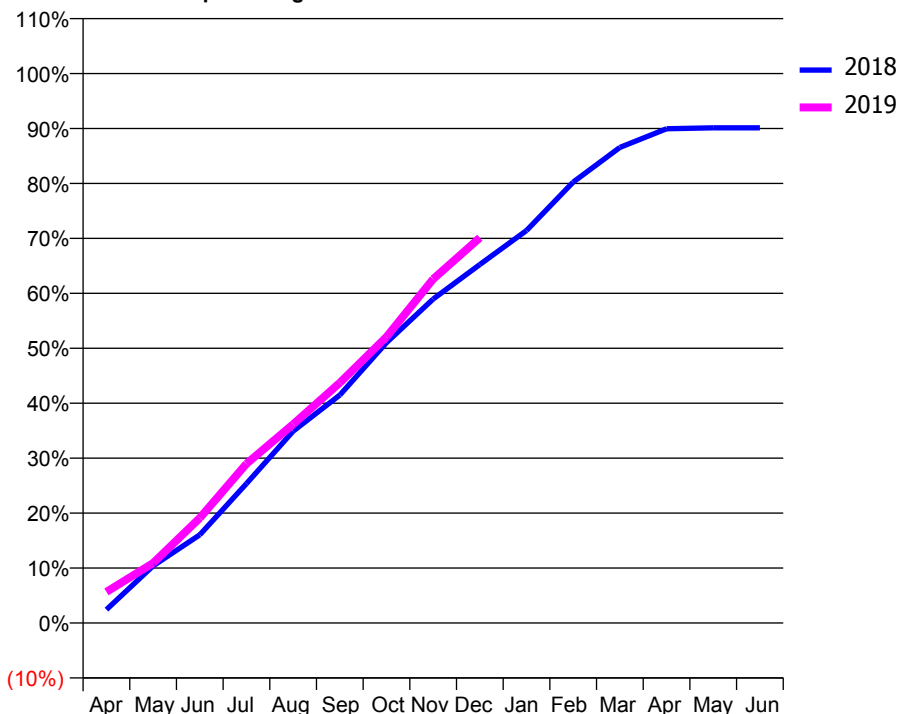
ACCESS*

Patients seen in 24 months	Total	Change since previous quarter
Quarter ending December 2017	5,382	
Quarter ending March 2018	5,420	→
Quarter ending June 2018	5,509	→
Quarter ending September 2018	5,509	→
Quarter ending December 2018	5,621	↑
Variance since December 2017	4.4%	↑



ACTIVITY

Cumulative percentage of contracted UDA delivered 2018 & 2019



Month	Adjusted Scheduled Activity (UDA)	
	2018	2019
April	304	708
May	1,301	1,363
June	2,007	2,390
July	3,170	3,624
August	4,364	4,522
September	5,184	5,466
October	6,378	6,508
November	7,370	7,824
December	8,156	8,765
January	8,930	
February	10,029	
March	10,820	
April	11,243	
May	11,263	
June	11,265	

QUALITY

	Quantity	Base Number	Contract	AT	Region	England
% of FP17s for the same patient ID Re-attending within 3 months - Children	139	1,974	7.0%	8.9%	11.3%	11.8%
% of FP17s for the same patient ID Re-attending within 3 months - Adults	667	4,494	14.8%	13.0%	15.3%	15.6%
% of FP17s for the same patient ID Re-attending between 3 & 9 months - Children	1,254	1,974	63.5%	61.9%	61.1%	58.8%
% of FP17s for the same patient ID Re-attending between 3 & 9 months - Adults	2,685	4,494	59.7%	52.4%	52.4%	51.0%
% of FP17s for Band 1 Urgent Courses	431	5,393	8.0%	8.4%	9.5%	9.0%
% of FP17s Relating to Free Repair or Replacements	41	5,393	0.8%	0.7%	0.7%	0.8%
% of FP17s Relating to Continuations	33	5,393	0.6%	0.8%	0.8%	0.9%
% of Patients satisfied with the dentistry they have received	4	4	N/A	93.8%	93.1%	93.2%
% of Patients satisfied with the time they had to wait for an appointment	3	4	N/A	87.7%	87.8%	88.3%

* This is based on patients treated on this contract for their most recent course of treatment. Figures in italics indicate the base number of FP17s or Patient Questionnaire responses are less than 100. N/A is shown where the base number of responses is less than 10 during the period. % is calculated as Quantity/Base number*100

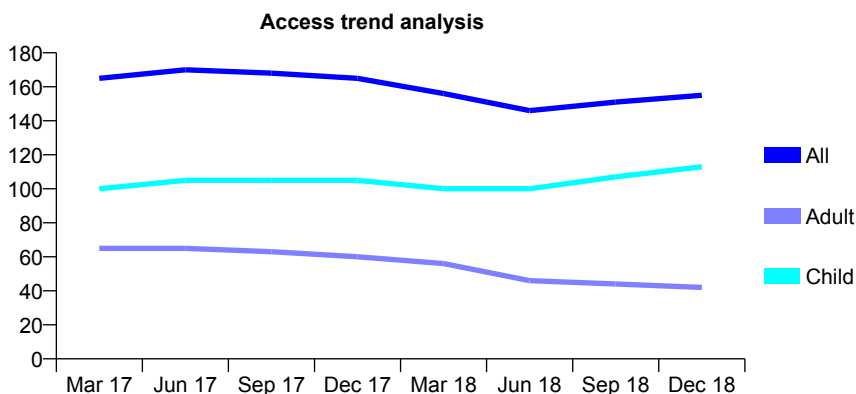
Q64 - Vital Signs At a Glance Contract Report for 923257/0002 - December 2018

Name or company name	MISS LD BREEZE
Contract type name	GDS Contract
Purpose of contract	General
Contract start date	08/05/2007
Contract end date	

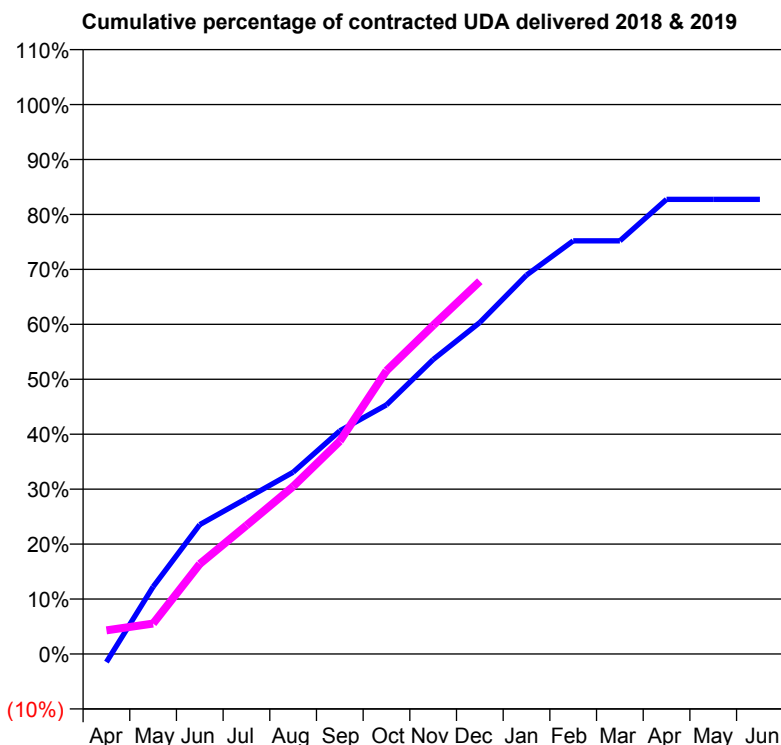
18/19 Contracted general activity (UDA)	400
Carry forward general activity (UDA)	0
18/19 Contracted orthodontic activity (UOA)	0
Carry forward orthodontic activity (UOA)	0
Baseline contract value	£11,568.40

ACCESS*

Patients seen in 24 months	Total	Change since previous quarter
Quarter ending December 2017	165	
Quarter ending March 2018	156	↓
Quarter ending June 2018	146	↓
Quarter ending September 2018	151	↑
Quarter ending December 2018	155	↑
Variance since December 2017	(6.1%)	↓



ACTIVITY



Adjusted Scheduled Activity (UDA)		
Month	2018	2019
April	-6	17
May	49	22
June	94	66
July	113	94
August	132	122
September	162	155
October	181	206
November	214	239
December	241	271
January	276	
February	301	
March	301	
April	331	
May	331	
June	331	

QUALITY

	Quantity	Base Number	Contract	AT	Region	England
% of FP17s for the same patient ID Re-attending within 3 months - Children	4	147	2.7%	8.9%	11.3%	11.8%
% of FP17s for the same patient ID Re-attending within 3 months - Adults	4	46	8.7%	13.0%	15.3%	15.6%
% of FP17s for the same patient ID Re-attending between 3 & 9 months - Children	82	147	55.8%	61.9%	61.1%	58.8%
% of FP17s for the same patient ID Re-attending between 3 & 9 months - Adults	28	46	60.9%	52.4%	52.4%	51.0%
% of FP17s for Band 1 Urgent Courses	7	160	4.4%	8.4%	9.5%	9.0%
% of FP17s Relating to Free Repair or Replacements	0	160	0.0%	0.7%	0.7%	0.8%
% of FP17s Relating to Continuations	1	160	0.6%	0.8%	0.8%	0.9%
% of Patients satisfied with the dentistry they have received	0	0	N/A	93.8%	93.1%	93.2%
% of Patients satisfied with the time they had to wait for an appointment	0	0	N/A	87.7%	87.8%	88.3%

* This is based on patients treated on this contract for their most recent course of treatment. Figures in italics indicate the base number of FP17s or Patient Questionnaire responses are less than 100. N/A is shown where the base number of responses is less than 10 during the period. % is calculated as Quantity/Base number*100

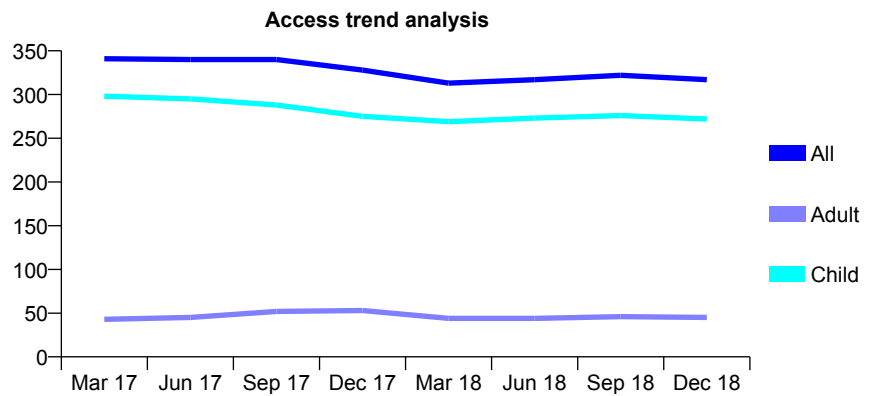
Q64 - Vital Signs At a Glance Contract Report for 933082/0001 - December 2018

Name or company name	MR RJ ELSEY
Contract type name	GDS Contract
Purpose of contract	General
Contract start date	01/04/2006
Contract end date	

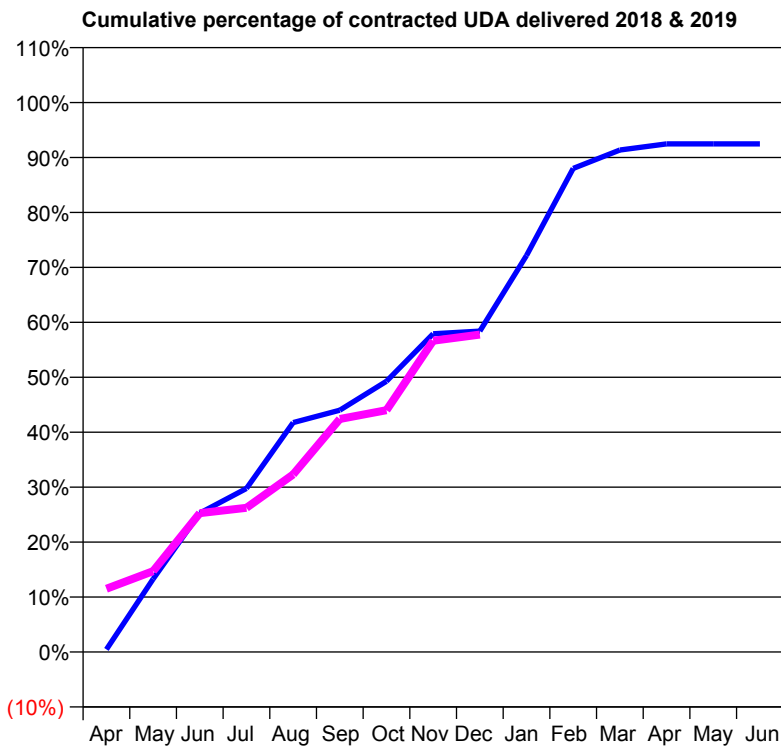
18/19 Contracted general activity (UDA)	625
Carry forward general activity (UDA)	0
18/19 Contracted orthodontic activity (UOA)	0
Carry forward orthodontic activity (UOA)	0
Baseline contract value	£14,356.48

ACCESS*

Patients seen in 24 months	Total	Change since previous quarter
Quarter ending December 2017	328	
Quarter ending March 2018	313	↓
Quarter ending June 2018	317	→
Quarter ending September 2018	322	→
Quarter ending December 2018	317	↓
Variance since December 2017	(3.4%)	↓



ACTIVITY



Month	Adjusted Scheduled Activity (UDA)	
	2018	2019
April	3	72
May	83	92
June	158	158
July	186	164
August	261	202
September	275	265
October	308	275
November	362	354
December	365	361
January	451	
February	550	
March	571	
April	578	
May	578	
June	578	

QUALITY

	Quantity	Base Number	Contract	AT	Region	England
% of FP17s for the same patient ID Re-attending within 3 months - Children	13	257	5.1%	8.9%	11.3%	11.8%
% of FP17s for the same patient ID Re-attending within 3 months - Adults	0	6	0.0%	13.0%	15.3%	15.6%
% of FP17s for the same patient ID Re-attending between 3 & 9 months - Children	145	257	56.4%	61.9%	61.1%	58.8%
% of FP17s for the same patient ID Re-attending between 3 & 9 months - Adults	4	6	66.7%	52.4%	52.4%	51.0%
% of FP17s for Band 1 Urgent Courses	0	252	0.0%	8.4%	9.5%	9.0%
% of FP17s Relating to Free Repair or Replacements	0	252	0.0%	0.7%	0.7%	0.8%
% of FP17s Relating to Continuations	0	252	0.0%	0.8%	0.8%	0.9%
% of Patients satisfied with the dentistry they have received	1	1	N/A	93.8%	93.1%	93.2%
% of Patients satisfied with the time they had to wait for an appointment	1	1	N/A	87.7%	87.8%	88.3%

* This is based on patients treated on this contract for their most recent course of treatment. Figures in italics indicate the base number of FP17s or Patient Questionnaire responses are less than 100. N/A is shown where the base number of responses is less than 10 during the period. % is calculated as Quantity/Base number*100

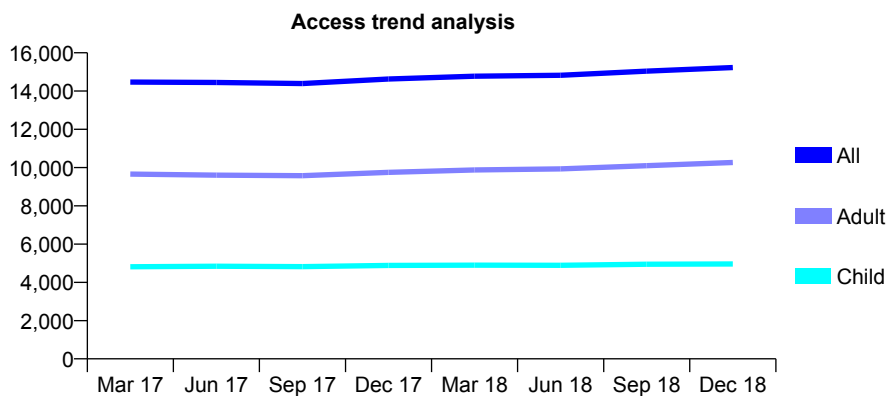
Q64 - Vital Signs At a Glance Contract Report for 936944/0001 - December 2018

Name or company name	MRS S IRAVANI
Contract type name	GDS Contract
Purpose of contract	General
Contract start date	01/04/2006
Contract end date	

18/19 Contracted general activity (UDA)	37,752
Carry forward general activity (UDA)	889
18/19 Contracted orthodontic activity (UOA)	0
Carry forward orthodontic activity (UOA)	0
Baseline contract value	£1,068,204.31

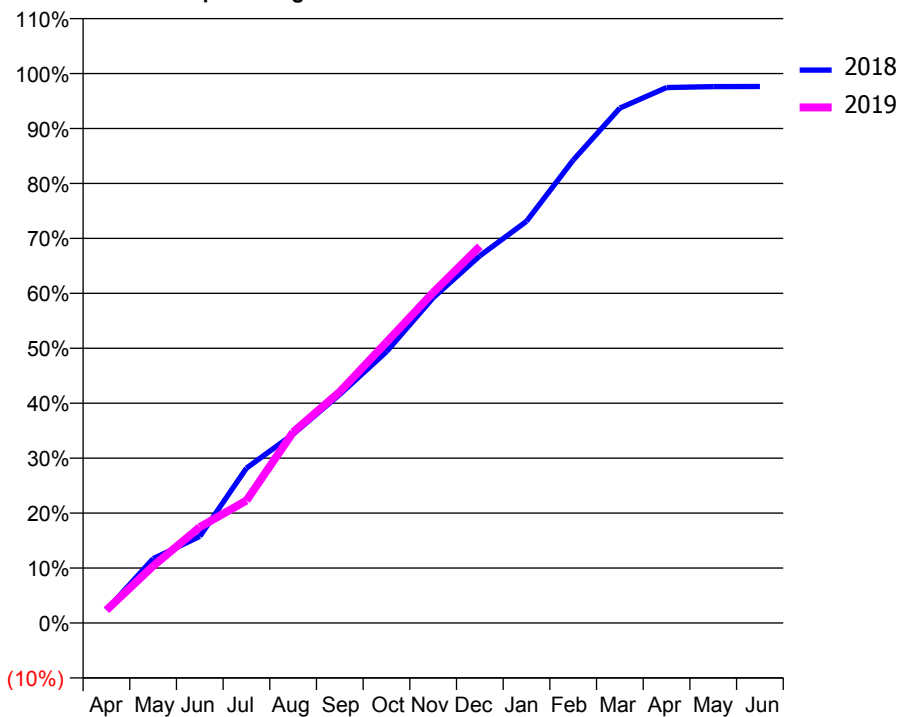
ACCESS*

Patients seen in 24 months	Total	Change since previous quarter
Quarter ending December 2017	14,630	
Quarter ending March 2018	14,774	→
Quarter ending June 2018	14,822	→
Quarter ending September 2018	15,043	→
Quarter ending December 2018	15,229	→
Variance since December 2017	4.1%	↑



ACTIVITY

Cumulative percentage of contracted UDA delivered 2018 & 2019



Month	Adjusted Scheduled Activity (UDA)	
	2018	2019
April	890	887
May	4,420	3,912
June	5,949	6,590
July	10,636	8,410
August	12,977	13,114
September	15,707	15,892
October	18,637	19,289
November	22,352	22,703
December	25,221	25,872
January	27,597	
February	31,799	
March	35,374	
April	36,787	
May	36,853	
June	36,863	

QUALITY

	Quantity	Base Number	Contract	AT	Region	England
% of FP17s for the same patient ID Re-attending within 3 months - Children	383	5,437	7.0%	8.9%	11.3%	11.8%
% of FP17s for the same patient ID Re-attending within 3 months - Adults	1,326	11,094	12.0%	13.0%	15.3%	15.6%
% of FP17s for the same patient ID Re-attending between 3 & 9 months - Children	3,604	5,437	66.3%	61.9%	61.1%	58.8%
% of FP17s for the same patient ID Re-attending between 3 & 9 months - Adults	7,019	11,094	63.3%	52.4%	52.4%	51.0%
% of FP17s for Band 1 Urgent Courses	1,258	15,724	8.0%	8.4%	9.5%	9.0%
% of FP17s Relating to Free Repair or Replacements	88	15,724	0.6%	0.7%	0.7%	0.8%
% of FP17s Relating to Continuations	196	15,724	1.2%	0.8%	0.8%	0.9%
% of Patients satisfied with the dentistry they have received	12	14	85.7%	93.8%	93.1%	93.2%
% of Patients satisfied with the time they had to wait for an appointment	12	14	85.7%	87.7%	87.8%	88.3%

* This is based on patients treated on this contract for their most recent course of treatment. Figures in italics indicate the base number of FP17s or Patient Questionnaire responses are less than 100. N/A is shown where the base number of responses is less than 10 during the period. % is calculated as Quantity/Base number*100

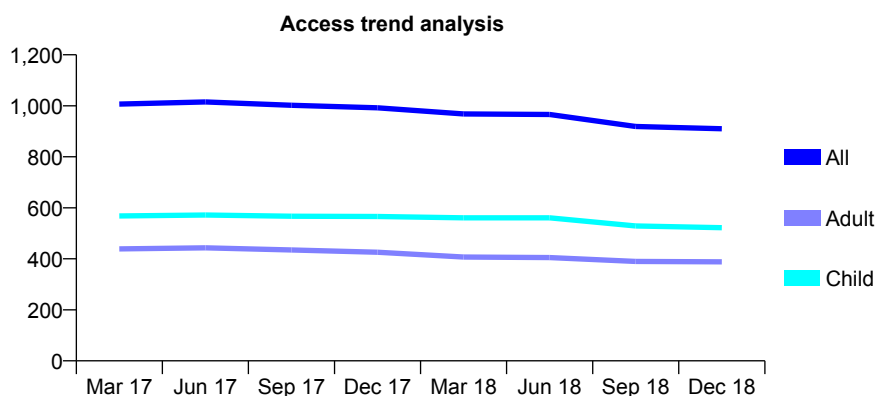
Q64 - Vital Signs At a Glance Contract Report for 944947/0001 - December 2018

Name or company name	Wellsway Dental Practice
Contract type name	GDS Contract
Purpose of contract	General
Contract start date	01/04/2006
Contract end date	

18/19 Contracted general activity (UDA)	2,703
Carry forward general activity (UDA)	0
18/19 Contracted orthodontic activity (UOA)	0
Carry forward orthodontic activity (UOA)	0
Baseline contract value	£61,329.67

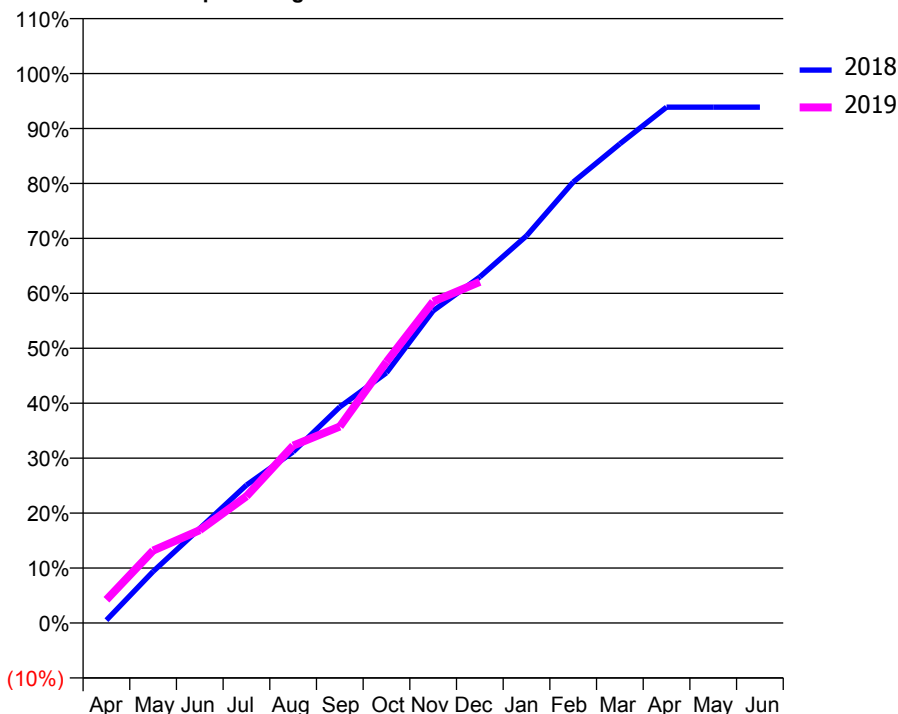
ACCESS*

Patients seen in 24 months	Total	Change since previous quarter
Quarter ending December 2017	992	
Quarter ending March 2018	968	↓
Quarter ending June 2018	966	→
Quarter ending September 2018	919	↓
Quarter ending December 2018	910	→
Variance since December 2017	(8.3%)	↓



ACTIVITY

Cumulative percentage of contracted UDA delivered 2018 & 2019



Adjusted Scheduled Activity (UDA)		
Month	2018	2019
April	14	114
May	253	356
June	465	457
July	679	623
August	842	873
September	1,063	966
October	1,231	1,284
November	1,536	1,581
December	1,703	1,678
January	1,904	
February	2,169	
March	2,357	
April	2,537	
May	2,537	
June	2,537	

QUALITY

	Quantity	Base Number	Contract	AT	Region	England
% of FP17s for the same patient ID Re-attending within 3 months - Children	64	714	9.0%	8.9%	11.3%	11.8%
% of FP17s for the same patient ID Re-attending within 3 months - Adults	45	360	12.5%	13.0%	15.3%	15.6%
% of FP17s for the same patient ID Re-attending between 3 & 9 months - Children	468	714	65.5%	61.9%	61.1%	58.8%
% of FP17s for the same patient ID Re-attending between 3 & 9 months - Adults	193	360	53.6%	52.4%	52.4%	51.0%
% of FP17s for Band 1 Urgent Courses	52	976	5.3%	8.4%	9.5%	9.0%
% of FP17s Relating to Free Repair or Replacements	0	976	0.0%	0.7%	0.7%	0.8%
% of FP17s Relating to Continuations	0	976	0.0%	0.8%	0.8%	0.9%
% of Patients satisfied with the dentistry they have received	1	1	N/A	93.8%	93.1%	93.2%
% of Patients satisfied with the time they had to wait for an appointment	1	1	N/A	87.7%	87.8%	88.3%

* This is based on patients treated on this contract for their most recent course of treatment. Figures in italics indicate the base number of FP17s or Patient Questionnaire responses are less than 100. N/A is shown where the base number of responses is less than 10 during the period. % is calculated as Quantity/Base number*100

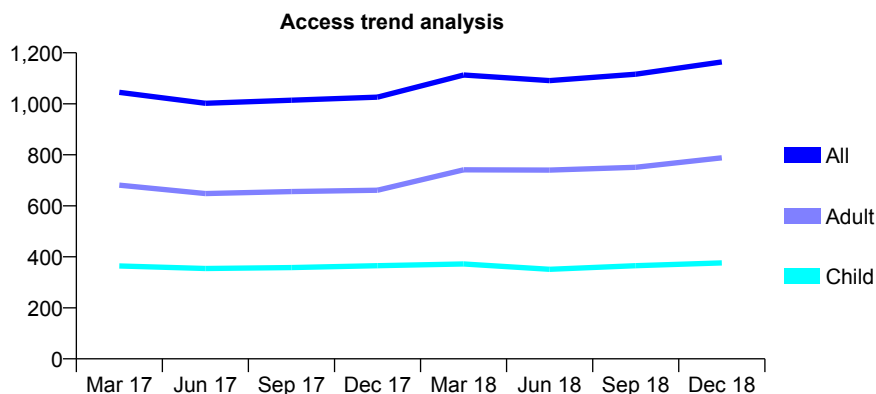
Q64 - Vital Signs At a Glance Contract Report for 963194/0001 - December 2018

Name or company name	Mr TO Ballack
Contract type name	GDS Contract
Purpose of contract	General
Contract start date	22/12/2011
Contract end date	

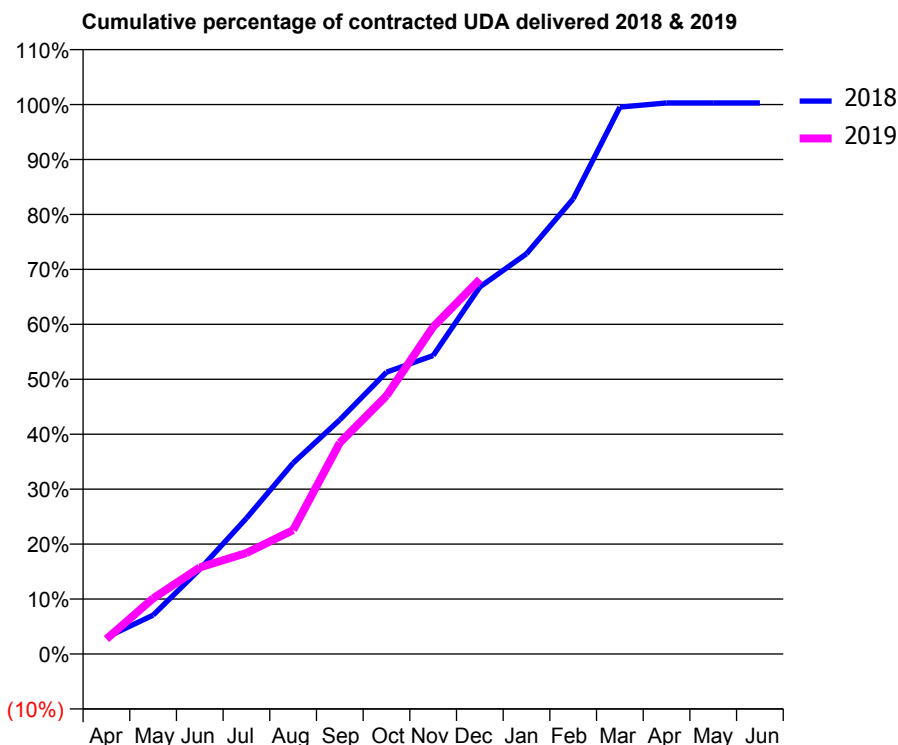
18/19 Contracted general activity (UDA)	3,906
Carry forward general activity (UDA)	-11
18/19 Contracted orthodontic activity (UOA)	0
Carry forward orthodontic activity (UOA)	0
Baseline contract value	£103,016.64

ACCESS*

Patients seen in 24 months	Total	Change since previous quarter
Quarter ending December 2017	1,026	
Quarter ending March 2018	1,113	↑
Quarter ending June 2018	1,091	↓
Quarter ending September 2018	1,116	↑
Quarter ending December 2018	1,164	↑
Variance since December 2017	13.5%	↑



ACTIVITY



Month	Adjusted Scheduled Activity (UDA)	
	2018	2019
April	119	107
May	277	396
June	603	616
July	965	718
August	1,358	881
September	1,665	1,502
October	2,004	1,835
November	2,122	2,326
December	2,609	2,663
January	2,845	
February	3,236	
March	3,888	
April	3,917	
May	3,917	
June	3,917	

QUALITY

	Quantity	Base Number	Contract	AT	Region	England
% of FP17s for the same patient ID Re-attending within 3 months - Children	21	404	5.2%	8.9%	11.3%	11.8%
% of FP17s for the same patient ID Re-attending within 3 months - Adults	56	702	8.0%	13.0%	15.3%	15.6%
% of FP17s for the same patient ID Re-attending between 3 & 9 months - Children	246	404	60.9%	61.9%	61.1%	58.8%
% of FP17s for the same patient ID Re-attending between 3 & 9 months - Adults	430	702	61.3%	52.4%	52.4%	51.0%
% of FP17s for Band 1 Urgent Courses	42	1,101	3.8%	8.4%	9.5%	9.0%
% of FP17s Relating to Free Repair or Replacements	2	1,101	0.2%	0.7%	0.7%	0.8%
% of FP17s Relating to Continuations	0	1,101	0.0%	0.8%	0.8%	0.9%
% of Patients satisfied with the dentistry they have received	0	0	N/A	93.8%	93.1%	93.2%
% of Patients satisfied with the time they had to wait for an appointment	0	0	N/A	87.7%	87.8%	88.3%

* This is based on patients treated on this contract for their most recent course of treatment. Figures in italics indicate the base number of FP17s or Patient Questionnaire responses are less than 100. N/A is shown where the base number of responses is less than 10 during the period. % is calculated as Quantity/Base number*100

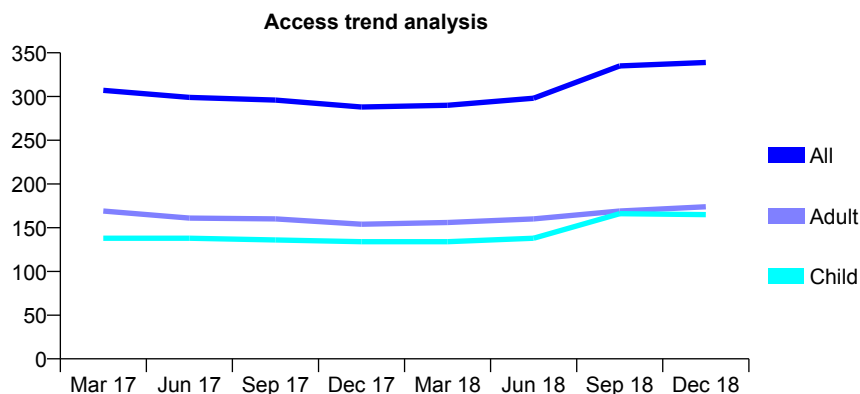
Q64 - Vital Signs At a Glance Contract Report for 982733/0001 - December 2018

Name or company name	Pimm Shoebridge Morley
Contract type name	GDS Contract
Purpose of contract	General
Contract start date	01/04/2006
Contract end date	

18/19 Contracted general activity (UDA)	870
Carry forward general activity (UDA)	0
18/19 Contracted orthodontic activity (UOA)	0
Carry forward orthodontic activity (UOA)	0
Baseline contract value	£20,506.79

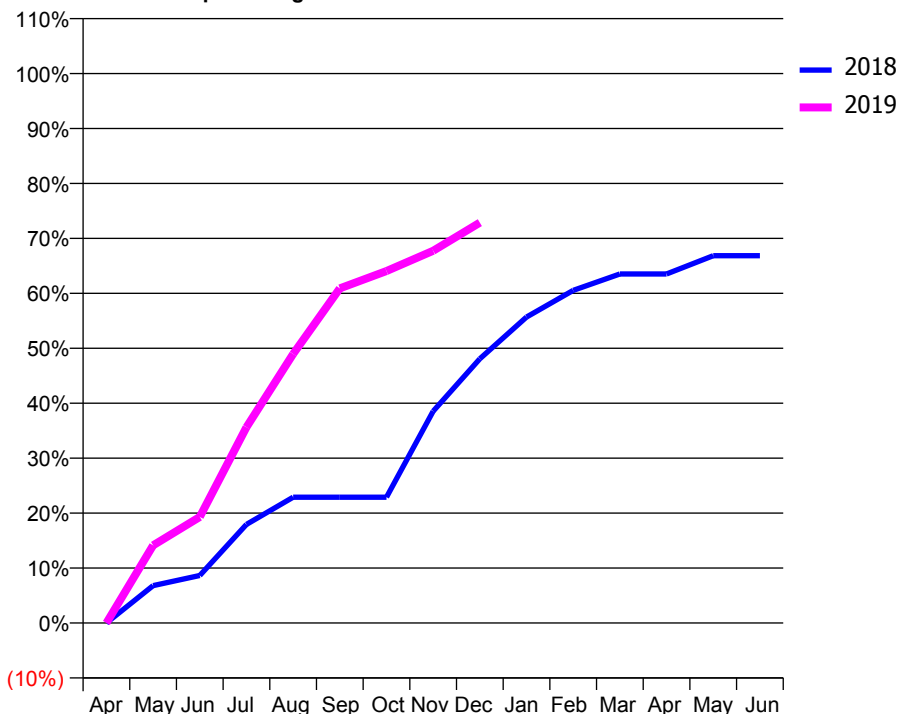
ACCESS*

Patients seen in 24 months	Total	Change since previous quarter
Quarter ending December 2017	288	
Quarter ending March 2018	290	→
Quarter ending June 2018	298	↑
Quarter ending September 2018	335	↑
Quarter ending December 2018	339	→
Variance since December 2017	17.7%	↑



ACTIVITY

Cumulative percentage of contracted UDA delivered 2018 & 2019



Adjusted Scheduled Activity (UDA)

Month	2018	2019
April	0	0
May	59	123
June	75	168
July	156	310
August	199	426
September	199	530
October	199	557
November	335	589
December	418	634
January	484	
February	527	
March	553	
April	553	
May	582	
June	582	

QUALITY

	Quantity	Base Number	Contract	AT	Region	England
% of FP17s for the same patient ID Re-attending within 3 months - Children	7	213	3.3%	8.9%	11.3%	11.8%
% of FP17s for the same patient ID Re-attending within 3 months - Adults	12	174	6.9%	13.0%	15.3%	15.6%
% of FP17s for the same patient ID Re-attending between 3 & 9 months - Children	129	213	60.6%	61.9%	61.1%	58.8%
% of FP17s for the same patient ID Re-attending between 3 & 9 months - Adults	100	174	57.5%	52.4%	52.4%	51.0%
% of FP17s for Band 1 Urgent Courses	21	362	5.8%	8.4%	9.5%	9.0%
% of FP17s Relating to Free Repair or Replacements	0	362	0.0%	0.7%	0.7%	0.8%
% of FP17s Relating to Continuations	0	362	0.0%	0.8%	0.8%	0.9%
% of Patients satisfied with the dentistry they have received	0	0	N/A	93.8%	93.1%	93.2%
% of Patients satisfied with the time they had to wait for an appointment	0	0	N/A	87.7%	87.8%	88.3%

* This is based on patients treated on this contract for their most recent course of treatment. Figures in italics indicate the base number of FP17s or Patient Questionnaire responses are less than 100. N/A is shown where the base number of responses is less than 10 during the period. % is calculated as Quantity/Base number*100

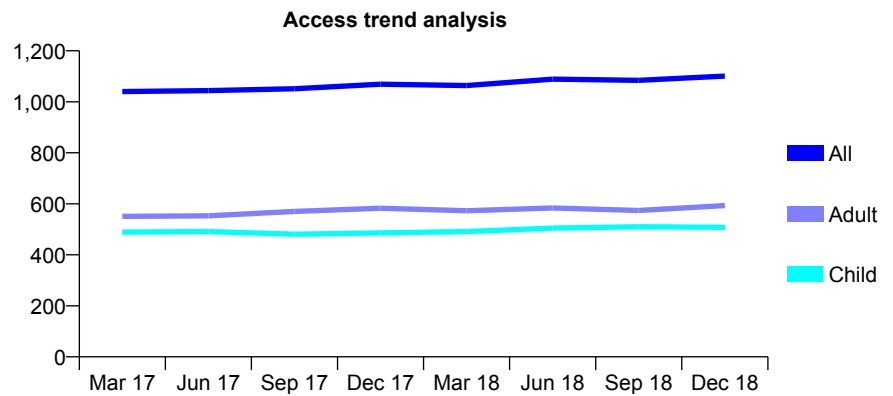
Q64 - Vital Signs At a Glance Contract Report for 989746/0002 - December 2018

Name or company name	MR JJ WATKINS
Contract type name	GDS Contract
Purpose of contract	General
Contract start date	16/12/2007
Contract end date	

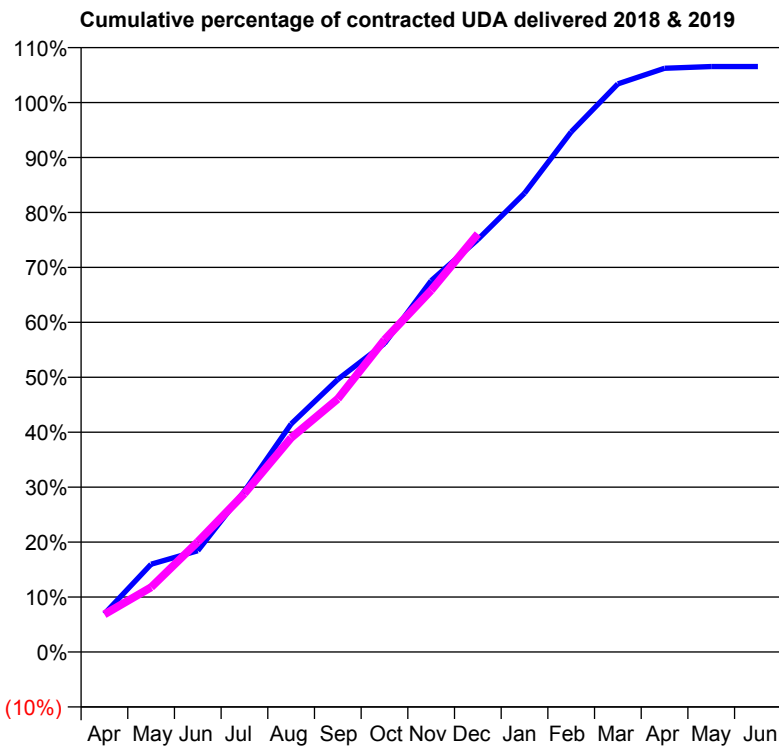
18/19 Contracted general activity (UDA)	3,000
Carry forward general activity (UDA)	-60
18/19 Contracted orthodontic activity (UOA)	0
Carry forward orthodontic activity (UOA)	0
Baseline contract value	£65,319.01

ACCESS*

Patients seen in 24 months	Total	Change since previous quarter
Quarter ending December 2017	1,069	
Quarter ending March 2018	1,064	→
Quarter ending June 2018	1,089	↑
Quarter ending September 2018	1,084	→
Quarter ending December 2018	1,101	→
Variance since December 2017	3.0%	↑



ACTIVITY



Adjusted Scheduled Activity (UDA)		
Month	2018	2019
April	208	205
May	480	353
June	553	601
July	878	865
August	1,245	1,170
September	1,489	1,382
October	1,685	1,705
November	2,027	1,975
December	2,252	2,283
January	2,505	
February	2,840	
March	3,102	
April	3,187	
May	3,196	
June	3,196	

QUALITY

	Quantity	Base Number	Contract	AT	Region	England
% of FP17s for the same patient ID Re-attending within 3 months - Children	54	574	9.4%	8.9%	11.3%	11.8%
% of FP17s for the same patient ID Re-attending within 3 months - Adults	155	633	24.5%	13.0%	15.3%	15.6%
% of FP17s for the same patient ID Re-attending between 3 & 9 months - Children	311	574	54.2%	61.9%	61.1%	58.8%
% of FP17s for the same patient ID Re-attending between 3 & 9 months - Adults	288	633	45.5%	52.4%	52.4%	51.0%
% of FP17s for Band 1 Urgent Courses	69	1,157	6.0%	8.4%	9.5%	9.0%
% of FP17s Relating to Free Repair or Replacements	0	1,157	0.0%	0.7%	0.7%	0.8%
% of FP17s Relating to Continuations	0	1,157	0.0%	0.8%	0.8%	0.9%
% of Patients satisfied with the dentistry they have received	1	1	N/A	93.8%	93.1%	93.2%
% of Patients satisfied with the time they had to wait for an appointment	1	1	N/A	87.7%	87.8%	88.3%

* This is based on patients treated on this contract for their most recent course of treatment. Figures in italics indicate the base number of FP17s or Patient Questionnaire responses are less than 100. N/A is shown where the base number of responses is less than 10 during the period. % is calculated as Quantity/Base number*100

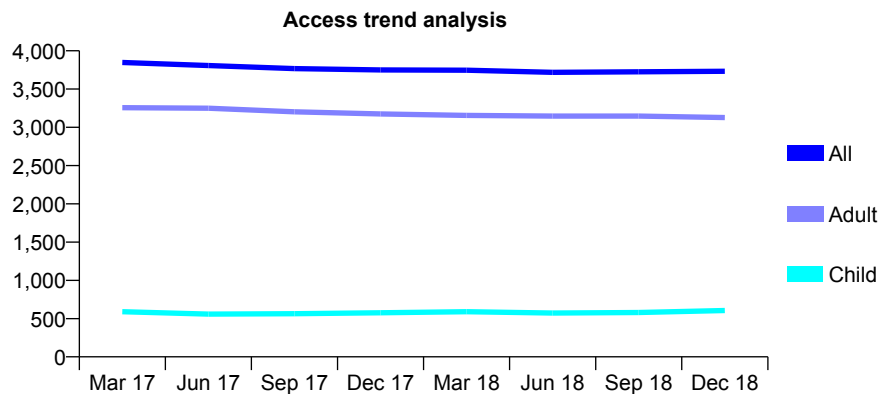
Q64 - Vital Signs At a Glance Contract Report for 995290/0001 - December 2018

Name or company name	MRS O SIVOVA PENEVA
Contract type name	GDS Contract
Purpose of contract	General
Contract start date	01/08/2014
Contract end date	

18/19 Contracted general activity (UDA)	13,403
Carry forward general activity (UDA)	0
18/19 Contracted orthodontic activity (UOA)	0
Carry forward orthodontic activity (UOA)	0
Baseline contract value	£349,018.82

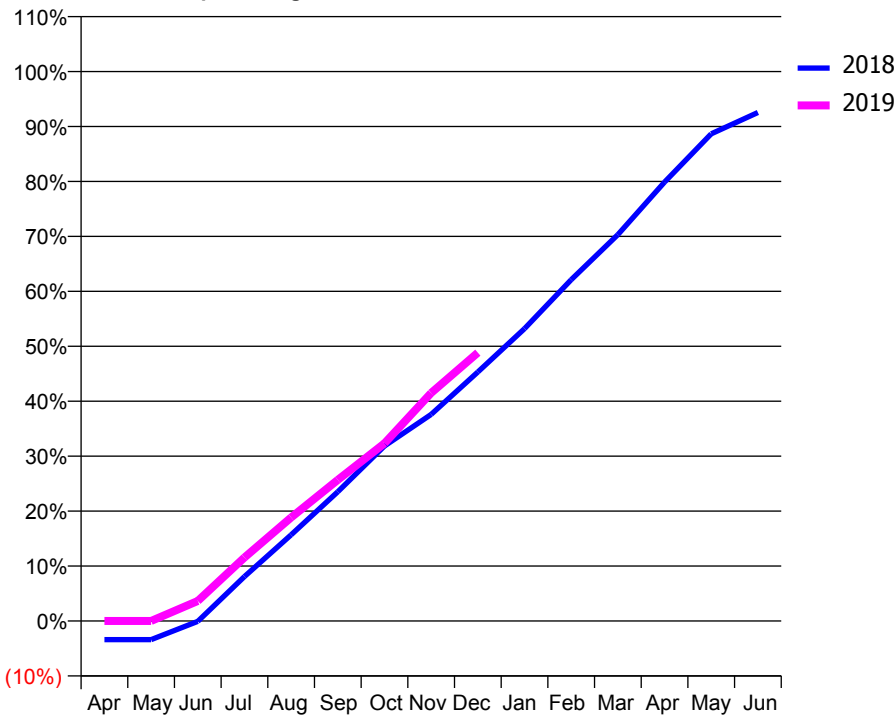
ACCESS*

Patients seen in 24 months	Total	Change since previous quarter
Quarter ending December 2017	3,750	
Quarter ending March 2018	3,746	→
Quarter ending June 2018	3,719	→
Quarter ending September 2018	3,725	→
Quarter ending December 2018	3,733	→
Variance since December 2017	(0.5%)	→



ACTIVITY

Cumulative percentage of contracted UDA delivered 2018 & 2019



Month	Adjusted Scheduled Activity (UDA)	
	2018	2019
April	-456	0
May	-456	0
June	-13	488
July	1,084	1,551
August	2,102	2,526
September	3,153	3,442
October	4,270	4,334
November	5,039	5,562
December	6,073	6,546
January	7,132	
February	8,324	
March	9,424	
April	10,704	
May	11,883	
June	12,405	

QUALITY

	Quantity	Base Number	Contract	AT	Region	England
% of FP17s for the same patient ID Re-attending within 3 months - Children	36	761	4.7%	8.9%	11.3%	11.8%
% of FP17s for the same patient ID Re-attending within 3 months - Adults	522	4,036	12.9%	13.0%	15.3%	15.6%
% of FP17s for the same patient ID Re-attending between 3 & 9 months - Children	488	761	64.1%	61.9%	61.1%	58.8%
% of FP17s for the same patient ID Re-attending between 3 & 9 months - Adults	2,673	4,036	66.2%	52.4%	52.4%	51.0%
% of FP17s for Band 1 Urgent Courses	97	3,668	2.6%	8.4%	9.5%	9.0%
% of FP17s Relating to Free Repair or Replacements	63	3,668	1.7%	0.7%	0.7%	0.8%
% of FP17s Relating to Continuations	23	3,668	0.6%	0.8%	0.8%	0.9%
% of Patients satisfied with the dentistry they have received	5	6	N/A	93.8%	93.1%	93.2%
% of Patients satisfied with the time they had to wait for an appointment	5	6	N/A	87.7%	87.8%	88.3%

* This is based on patients treated on this contract for their most recent course of treatment. Figures in italics indicate the base number of FP17s or Patient Questionnaire responses are less than 100. N/A is shown where the base number of responses is less than 10 during the period. % is calculated as Quantity/Base number*100

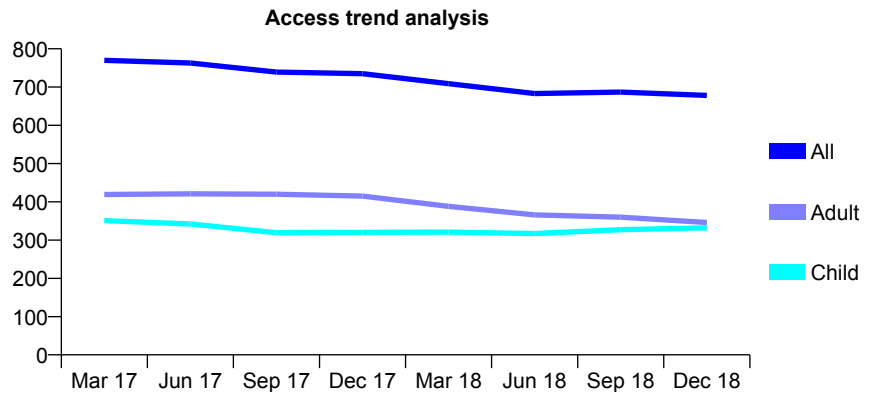
Q64 - Vital Signs At a Glance Contract Report for 997439/0001 - December 2018

Name or company name	Charlton Road Dental Surgery
Contract type name	GDS Contract
Purpose of contract	General
Contract start date	01/04/2006
Contract end date	

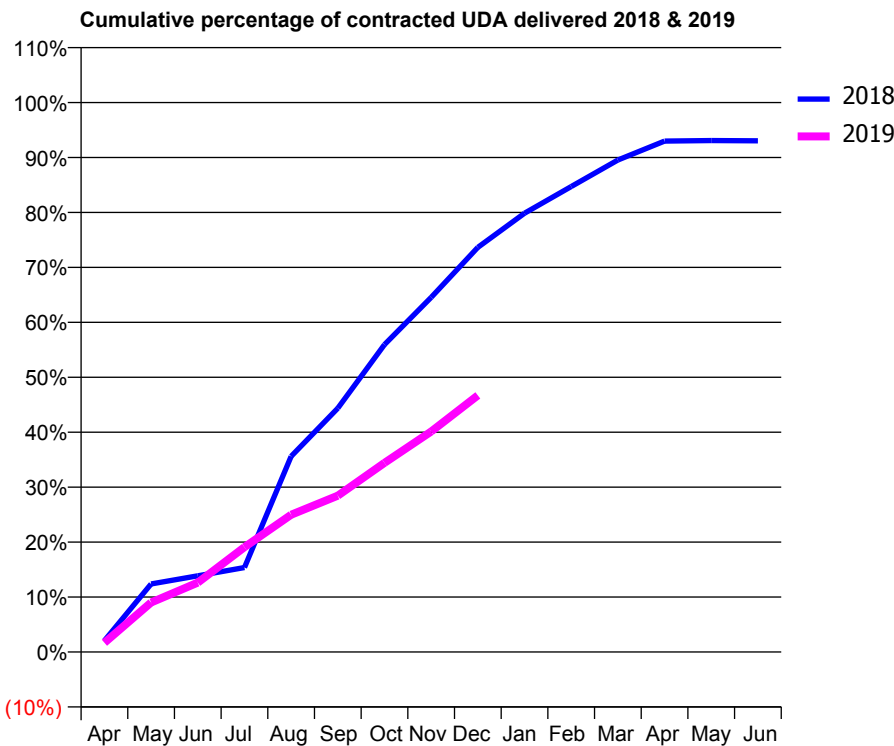
18/19 Contracted general activity (UDA)	2,200
Carry forward general activity (UDA)	0
18/19 Contracted orthodontic activity (UOA)	0
Carry forward orthodontic activity (UOA)	0
Baseline contract value	£47,900.59

ACCESS*

Patients seen in 24 months	Total	Change since previous quarter
Quarter ending December 2017	735	
Quarter ending March 2018	709	↓
Quarter ending June 2018	683	↓
Quarter ending September 2018	687	→
Quarter ending December 2018	678	↓
Variance since December 2017	(7.8%)	↓



ACTIVITY



Month	Adjusted Scheduled Activity (UDA)	
	2018	2019
April	47	37
May	280	199
June	313	278
July	347	420
August	803	549
September	1,001	626
October	1,261	757
November	1,455	883
December	1,661	1,027
January	1,801	
February	1,910	
March	2,019	
April	2,097	
May	2,099	
June	2,098	

QUALITY

	Quantity	Base Number	Contract	AT	Region	England
% of FP17s for the same patient ID Re-attending within 3 months - Children	26	373	7.0%	8.9%	11.3%	11.8%
% of FP17s for the same patient ID Re-attending within 3 months - Adults	38	247	15.4%	13.0%	15.3%	15.6%
% of FP17s for the same patient ID Re-attending between 3 & 9 months - Children	239	373	64.1%	61.9%	61.1%	58.8%
% of FP17s for the same patient ID Re-attending between 3 & 9 months - Adults	140	247	56.7%	52.4%	52.4%	51.0%
% of FP17s for Band 1 Urgent Courses	24	547	4.4%	8.4%	9.5%	9.0%
% of FP17s Relating to Free Repair or Replacements	1	547	0.2%	0.7%	0.7%	0.8%
% of FP17s Relating to Continuations	0	547	0.0%	0.8%	0.8%	0.9%
% of Patients satisfied with the dentistry they have received	0	0	N/A	93.8%	93.1%	93.2%
% of Patients satisfied with the time they had to wait for an appointment	0	0	N/A	87.7%	87.8%	88.3%

* This is based on patients treated on this contract for their most recent course of treatment. Figures in italics indicate the base number of FP17s or Patient Questionnaire responses are less than 100. N/A is shown where the base number of responses is less than 10 during the period. % is calculated as Quantity/Base number*100

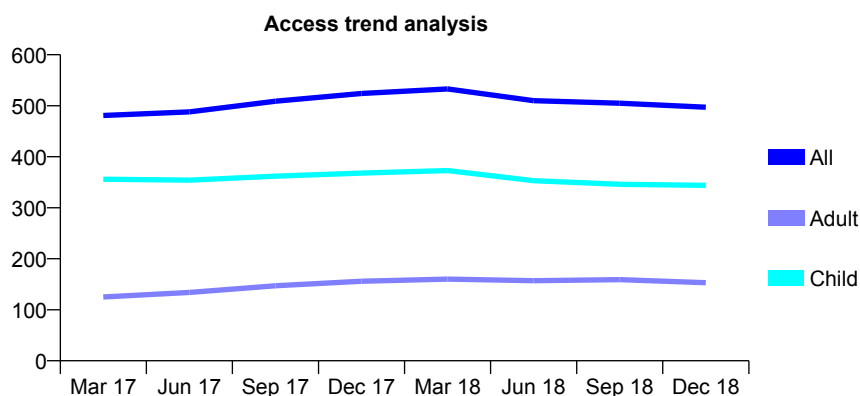
Q65 - Vital Signs At a Glance Contract Report for 100026/0000 - December 2018

Name or company name	Family Dental Practice
Contract type name	GDS Contract
Purpose of contract	General
Contract start date	01/02/2016
Contract end date	

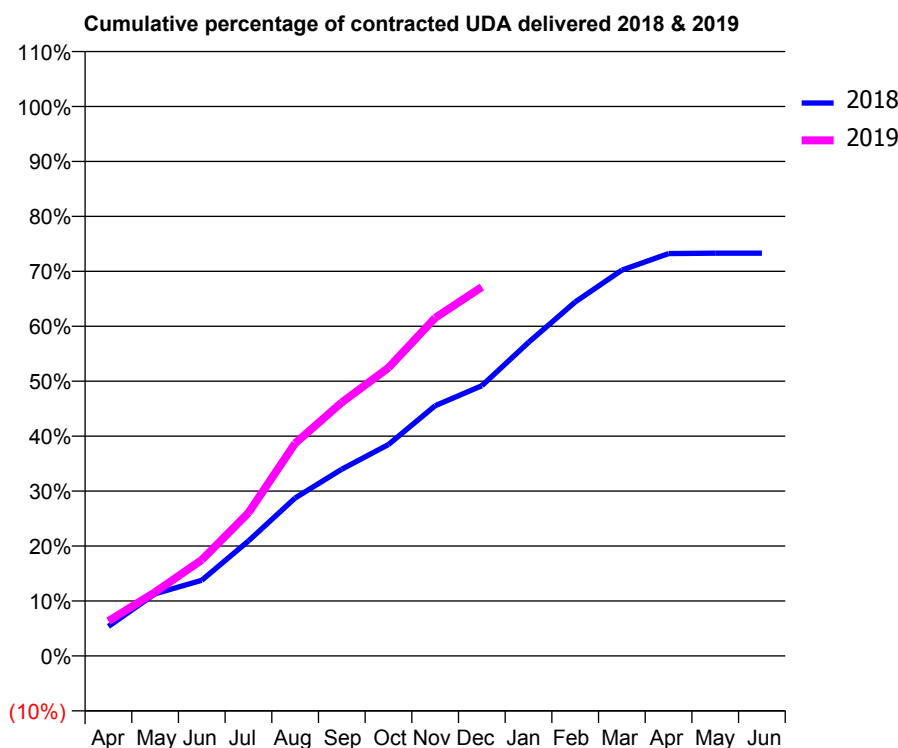
18/19 Contracted general activity (UDA)	1,359
Carry forward general activity (UDA)	0
18/19 Contracted orthodontic activity (UOA)	0
Carry forward orthodontic activity (UOA)	0
Baseline contract value	£36,160.95

ACCESS*

Patients seen in 24 months	Total	Change since previous quarter
Quarter ending December 2017	524	
Quarter ending March 2018	533	→
Quarter ending June 2018	510	↓
Quarter ending September 2018	505	→
Quarter ending December 2018	497	↓
Variance since December 2017	(5.2%)	↓



ACTIVITY



Month	Adjusted Scheduled Activity (UDA)	
	2018	2019
April	100	86
May	210	158
June	256	238
July	389	354
August	534	526
September	632	627
October	715	713
November	847	836
December	914	912
January	1,061	
February	1,197	
March	1,305	
April	1,361	
May	1,362	
June	1,362	

QUALITY

	Quantity	Base Number	Contract	AT	Region	England
% of FP17s for the same patient ID Re-attending within 3 months - Children	73	517	14.1%	9.6%	11.3%	11.8%
% of FP17s for the same patient ID Re-attending within 3 months - Adults	24	130	18.5%	13.7%	15.3%	15.6%
% of FP17s for the same patient ID Re-attending between 3 & 9 months - Children	341	517	66.0%	61.8%	61.1%	58.8%
% of FP17s for the same patient ID Re-attending between 3 & 9 months - Adults	68	130	52.3%	53.1%	52.4%	51.0%
% of FP17s for Band 1 Urgent Courses	21	608	3.5%	8.6%	9.5%	9.0%
% of FP17s Relating to Free Repair or Replacements	1	608	0.2%	0.8%	0.7%	0.8%
% of FP17s Relating to Continuations	0	608	0.0%	1.0%	0.8%	0.9%
% of Patients satisfied with the dentistry they have received	1	1	N/A	92.0%	93.1%	93.2%
% of Patients satisfied with the time they had to wait for an appointment	1	1	N/A	90.4%	87.8%	88.3%

* This is based on patients treated on this contract for their most recent course of treatment. Figures in italics indicate the base number of FP17s or Patient Questionnaire responses are less than 100. N/A is shown where the base number of responses is less than 10 during the period. % is calculated as Quantity/Base number*100

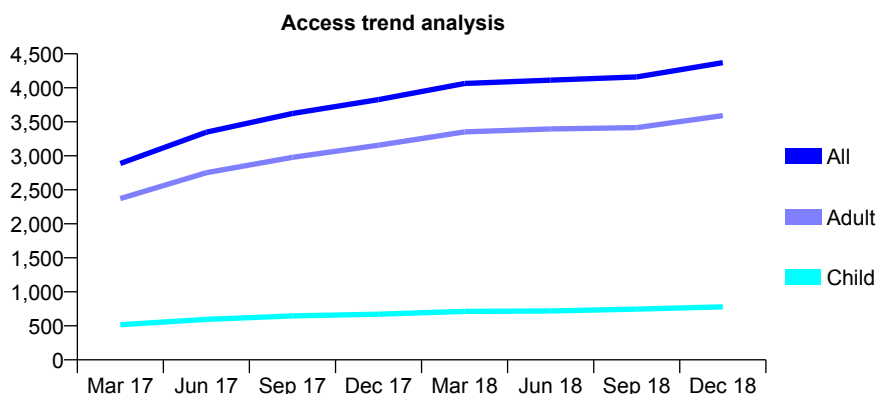
Q65 - Vital Signs At a Glance Contract Report for 100027/0000 - December 2018

Name or company name	Lympsham Dental Partnership
Contract type name	GDS Contract
Purpose of contract	General
Contract start date	01/02/2016
Contract end date	

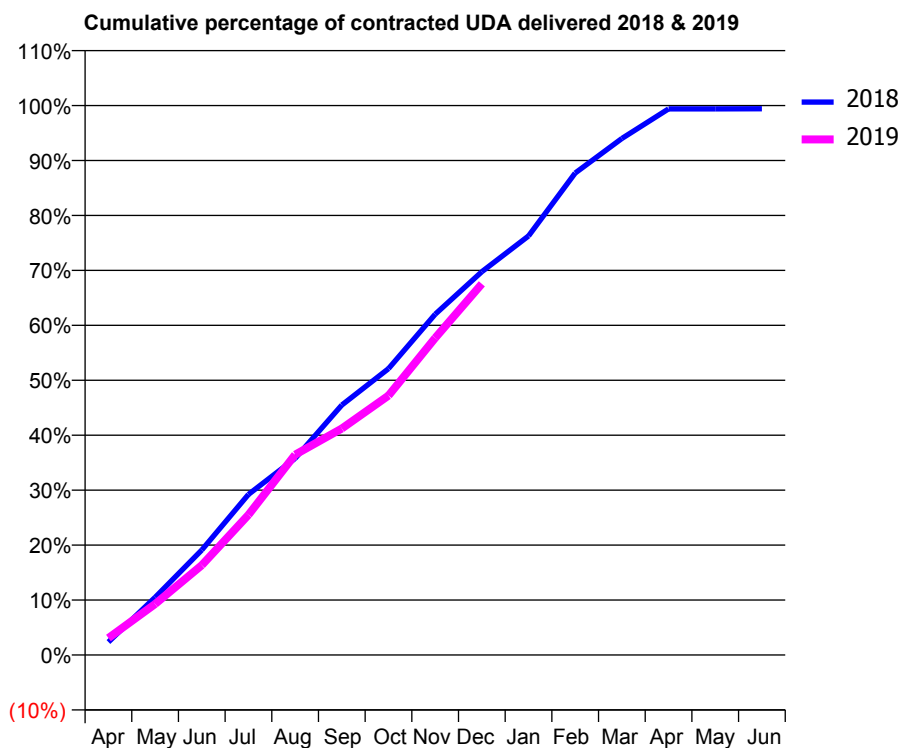
18/19 Contracted general activity (UDA)	13,238
Carry forward general activity (UDA)	79
18/19 Contracted orthodontic activity (UOA)	0
Carry forward orthodontic activity (UOA)	0
Baseline contract value	£312,991.92

ACCESS*

Patients seen in 24 months	Total	Change since previous quarter
Quarter ending December 2017	3,827	
Quarter ending March 2018	4,063	↑
Quarter ending June 2018	4,113	→
Quarter ending September 2018	4,160	→
Quarter ending December 2018	4,370	↑
Variance since December 2017	14.2%	↑



ACTIVITY



Month	Adjusted Scheduled Activity (UDA)	
	2018	2019
April	315	410
May	1,388	1,230
June	2,530	2,164
July	3,870	3,377
August	4,738	4,828
September	6,022	5,457
October	6,900	6,251
November	8,210	7,639
December	9,235	8,943
January	10,096	
February	11,613	
March	12,443	
April	13,156	
May	13,157	
June	13,159	

QUALITY

	Quantity	Base Number	Contract	AT	Region	England
% of FP17s for the same patient ID Re-attending within 3 months - Children	26	718	3.6%	9.6%	11.3%	11.8%
% of FP17s for the same patient ID Re-attending within 3 months - Adults	270	3,146	8.6%	13.7%	15.3%	15.6%
% of FP17s for the same patient ID Re-attending between 3 & 9 months - Children	324	718	45.1%	61.8%	61.1%	58.8%
% of FP17s for the same patient ID Re-attending between 3 & 9 months - Adults	1,303	3,146	41.4%	53.1%	52.4%	51.0%
% of FP17s for Band 1 Urgent Courses	206	3,581	5.8%	8.6%	9.5%	9.0%
% of FP17s Relating to Free Repair or Replacements	23	3,581	0.6%	0.8%	0.7%	0.8%
% of FP17s Relating to Continuations	13	3,581	0.4%	1.0%	0.8%	0.9%
% of Patients satisfied with the dentistry they have received	2	2	N/A	92.0%	93.1%	93.2%
% of Patients satisfied with the time they had to wait for an appointment	2	2	N/A	90.4%	87.8%	88.3%

* This is based on patients treated on this contract for their most recent course of treatment. Figures in italics indicate the base number of FP17s or Patient Questionnaire responses are less than 100. N/A is shown where the base number of responses is less than 10 during the period. % is calculated as Quantity/Base number*100

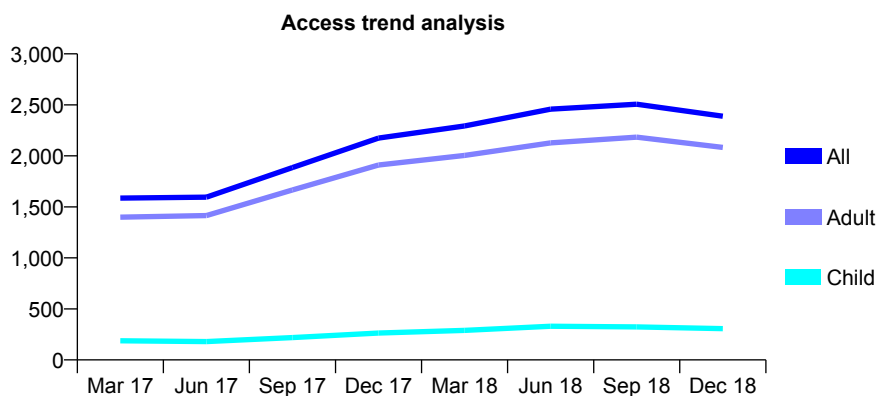
Q65 - Vital Signs At a Glance Contract Report for 100030/0000 - December 2018

Name or company name	Burnham House Dental Partnership
Contract type name	GDS Contract
Purpose of contract	General
Contract start date	01/02/2016
Contract end date	

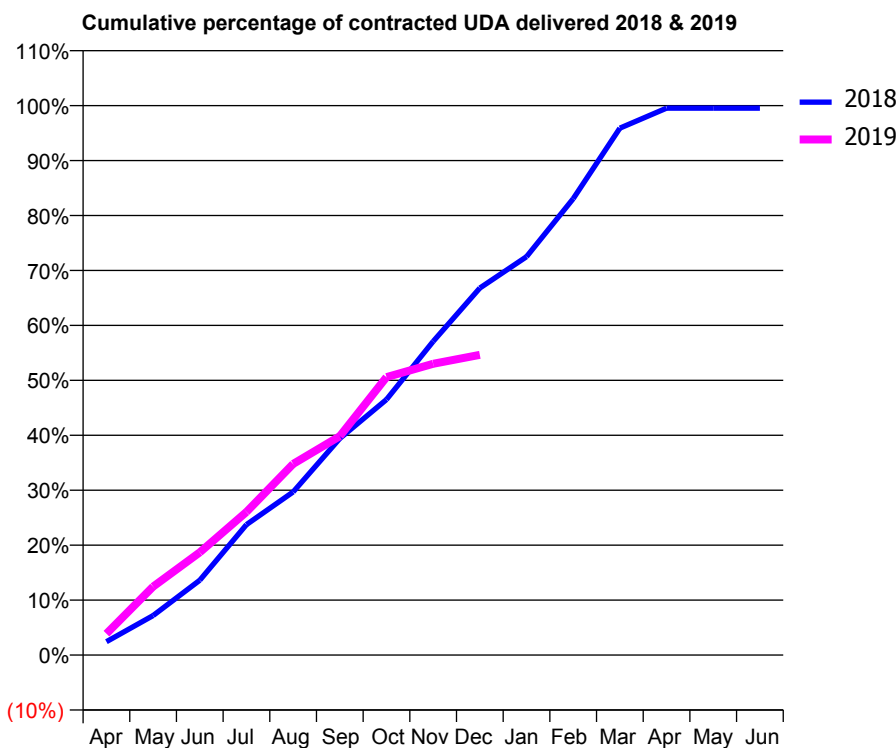
18/19 Contracted general activity (UDA)	8,740
Carry forward general activity (UDA)	41
18/19 Contracted orthodontic activity (UOA)	0
Carry forward orthodontic activity (UOA)	0
Baseline contract value	£168,651.95

ACCESS*

Patients seen in 24 months	Total	Change since previous quarter
Quarter ending December 2017	2,174	
Quarter ending March 2018	2,293	↑
Quarter ending June 2018	2,458	↑
Quarter ending September 2018	2,507	→
Quarter ending December 2018	2,389	↓
Variance since December 2017	9.9%	↑



ACTIVITY



Month	Adjusted Scheduled Activity (UDA)	
	2018	2019
April	213	341
May	628	1,089
June	1,192	1,634
July	2,076	2,278
August	2,596	3,040
September	3,445	3,481
October	4,064	4,421
November	4,990	4,634
December	5,837	4,776
January	6,335	
February	7,260	
March	8,381	
April	8,699	
May	8,699	
June	8,699	

QUALITY

	Quantity	Base Number	Contract	AT	Region	England
% of FP17s for the same patient ID Re-attending within 3 months - Children	10	343	2.9%	9.6%	11.3%	11.8%
% of FP17s for the same patient ID Re-attending within 3 months - Adults	222	2,251	9.9%	13.7%	15.3%	15.6%
% of FP17s for the same patient ID Re-attending between 3 & 9 months - Children	104	343	30.3%	61.8%	61.1%	58.8%
% of FP17s for the same patient ID Re-attending between 3 & 9 months - Adults	855	2,251	38.0%	53.1%	52.4%	51.0%
% of FP17s for Band 1 Urgent Courses	230	2,468	9.3%	8.6%	9.5%	9.0%
% of FP17s Relating to Free Repair or Replacements	57	2,468	2.3%	0.8%	0.7%	0.8%
% of FP17s Relating to Continuations	20	2,468	0.8%	1.0%	0.8%	0.9%
% of Patients satisfied with the dentistry they have received	2	2	N/A	92.0%	93.1%	93.2%
% of Patients satisfied with the time they had to wait for an appointment	2	2	N/A	90.4%	87.8%	88.3%

* This is based on patients treated on this contract for their most recent course of treatment. Figures in italics indicate the base number of FP17s or Patient Questionnaire responses are less than 100. N/A is shown where the base number of responses is less than 10 during the period. % is calculated as Quantity/Base number*100

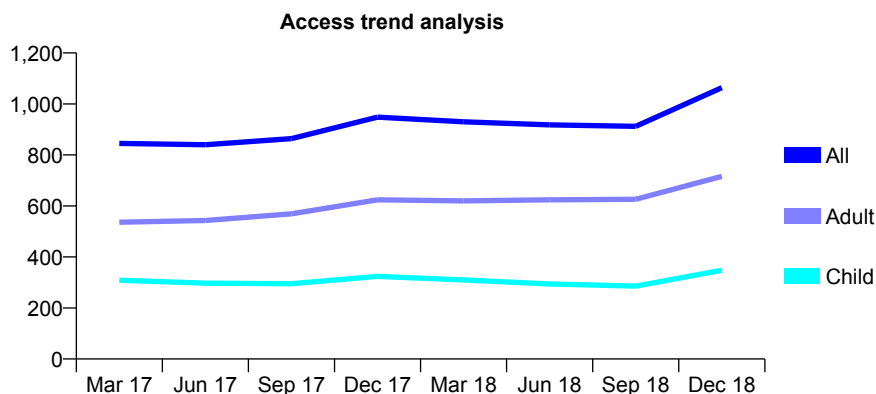
Q65 - Vital Signs At a Glance Contract Report for 100031/0000 - December 2018

Name or company name	Mr RK Hughes
Contract type name	GDS Contract
Purpose of contract	General
Contract start date	10/03/2016
Contract end date	

18/19 Contracted general activity (UDA)	2,268
Carry forward general activity (UDA)	-14
18/19 Contracted orthodontic activity (UOA)	0
Carry forward orthodontic activity (UOA)	0
Baseline contract value	£54,265.42

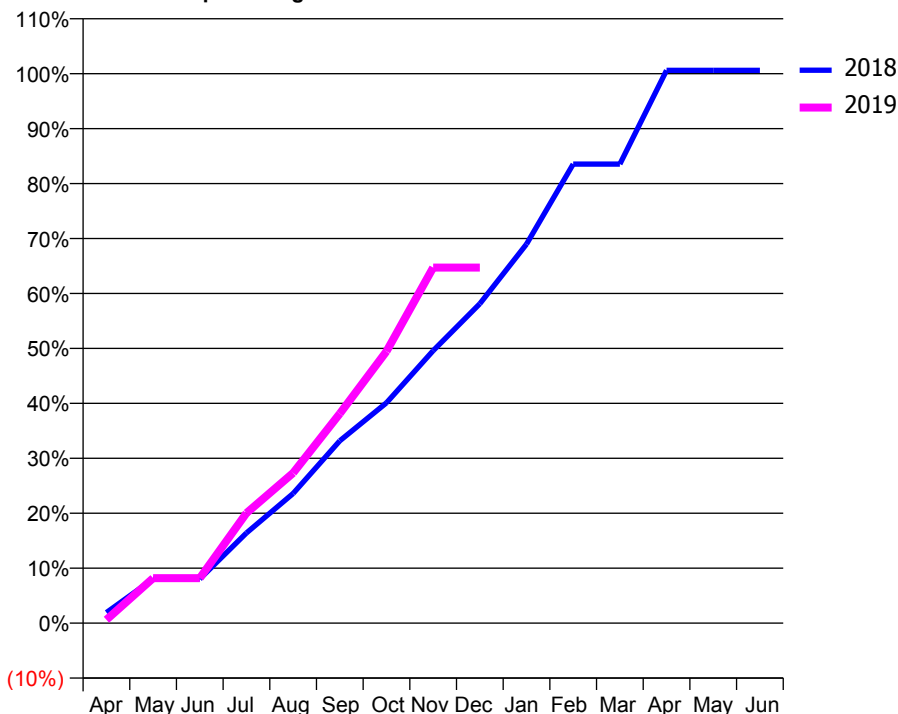
ACCESS*

Patients seen in 24 months	Total	Change since previous quarter
Quarter ending December 2017	948	
Quarter ending March 2018	930	↓
Quarter ending June 2018	918	↓
Quarter ending September 2018	912	→
Quarter ending December 2018	1,064	↑
Variance since December 2017	12.2%	↑



ACTIVITY

Cumulative percentage of contracted UDA delivered 2018 & 2019



Month	Adjusted Scheduled Activity (UDA)	
	2018	2019
April	44	14
May	183	186
June	183	186
July	372	454
August	535	620
September	753	865
October	909	1,122
November	1,125	1,468
December	1,318	1,468
January	1,564	
February	1,895	
March	1,895	
April	2,282	
May	2,282	
June	2,282	

QUALITY

	Quantity	Base Number	Contract	AT	Region	England
% of FP17s for the same patient ID Re-attending within 3 months - Children	27	413	6.5%	9.6%	11.3%	11.8%
% of FP17s for the same patient ID Re-attending within 3 months - Adults	84	788	10.7%	13.7%	15.3%	15.6%
% of FP17s for the same patient ID Re-attending between 3 & 9 months - Children	220	413	53.3%	61.8%	61.1%	58.8%
% of FP17s for the same patient ID Re-attending between 3 & 9 months - Adults	436	788	55.3%	53.1%	52.4%	51.0%
% of FP17s for Band 1 Urgent Courses	68	963	7.1%	8.6%	9.5%	9.0%
% of FP17s Relating to Free Repair or Replacements	6	963	0.6%	0.8%	0.7%	0.8%
% of FP17s Relating to Continuations	8	963	0.8%	1.0%	0.8%	0.9%
% of Patients satisfied with the dentistry they have received	1	1	N/A	92.0%	93.1%	93.2%
% of Patients satisfied with the time they had to wait for an appointment	1	1	N/A	90.4%	87.8%	88.3%

* This is based on patients treated on this contract for their most recent course of treatment. Figures in italics indicate the base number of FP17s or Patient Questionnaire responses are less than 100. N/A is shown where the base number of responses is less than 10 during the period. % is calculated as Quantity/Base number*100

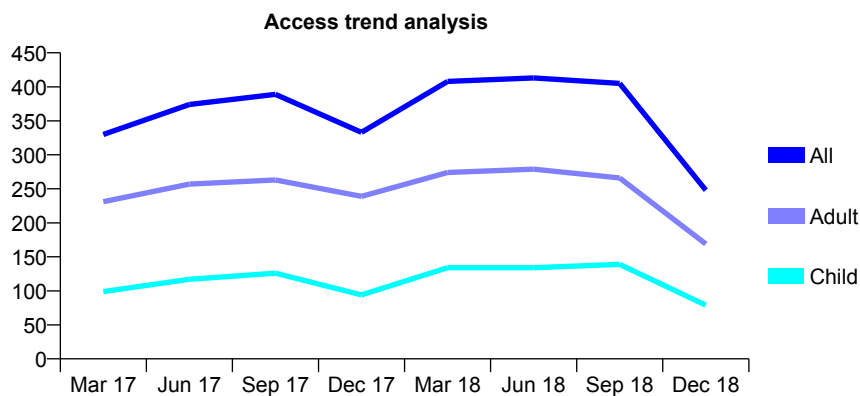
Q65 - Vital Signs At a Glance Contract Report for 100032/0000 - December 2018

Name or company name	Mr RK Hughes
Contract type name	GDS Contract
Purpose of contract	General
Contract start date	10/03/2016
Contract end date	

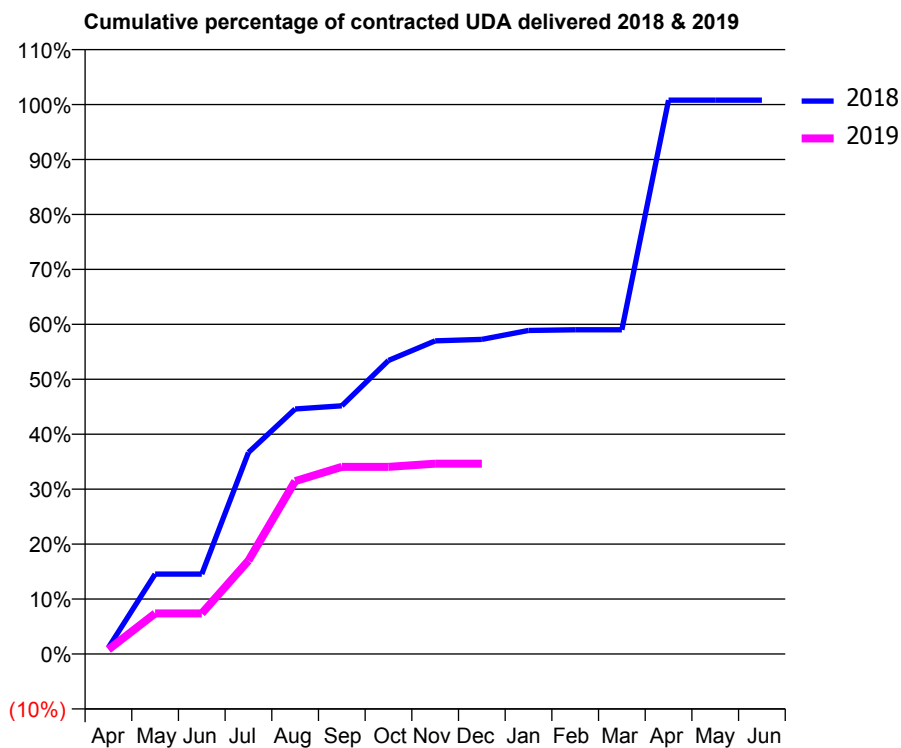
18/19 Contracted general activity (UDA)	850
Carry forward general activity (UDA)	-7
18/19 Contracted orthodontic activity (UOA)	0
Carry forward orthodontic activity (UOA)	0
Baseline contract value	£17,877.26

ACCESS*

Patients seen in 24 months	Total	Change since previous quarter
Quarter ending December 2017	333	
Quarter ending March 2018	408	↑
Quarter ending June 2018	413	→
Quarter ending September 2018	405	↓
Quarter ending December 2018	248	↓
Variance since December 2017	(25.5%)	↓



ACTIVITY



Month	Adjusted Scheduled Activity (UDA)	
	2018	2019
April	10	7
May	124	63
June	124	63
July	312	144
August	379	267
September	384	289
October	454	289
November	484	294
December	487	294
January	501	
February	502	
March	502	
April	857	
May	857	
June	857	

QUALITY

	Quantity	Base Number	Contract	AT	Region	England
% of FP17s for the same patient ID Re-attending within 3 months - Children	7	174	4.0%	9.6%	11.3%	11.8%
% of FP17s for the same patient ID Re-attending within 3 months - Adults	12	267	4.5%	13.7%	15.3%	15.6%
% of FP17s for the same patient ID Re-attending between 3 & 9 months - Children	34	174	19.5%	61.8%	61.1%	58.8%
% of FP17s for the same patient ID Re-attending between 3 & 9 months - Adults	50	267	18.7%	53.1%	52.4%	51.0%
% of FP17s for Band 1 Urgent Courses	7	205	3.4%	8.6%	9.5%	9.0%
% of FP17s Relating to Free Repair or Replacements	1	205	0.5%	0.8%	0.7%	0.8%
% of FP17s Relating to Continuations	2	205	1.0%	1.0%	0.8%	0.9%
% of Patients satisfied with the dentistry they have received	1	1	N/A	92.0%	93.1%	93.2%
% of Patients satisfied with the time they had to wait for an appointment	1	1	N/A	90.4%	87.8%	88.3%

* This is based on patients treated on this contract for their most recent course of treatment. Figures in italics indicate the base number of FP17s or Patient Questionnaire responses are less than 100. N/A is shown where the base number of responses is less than 10 during the period. % is calculated as Quantity/Base number*100

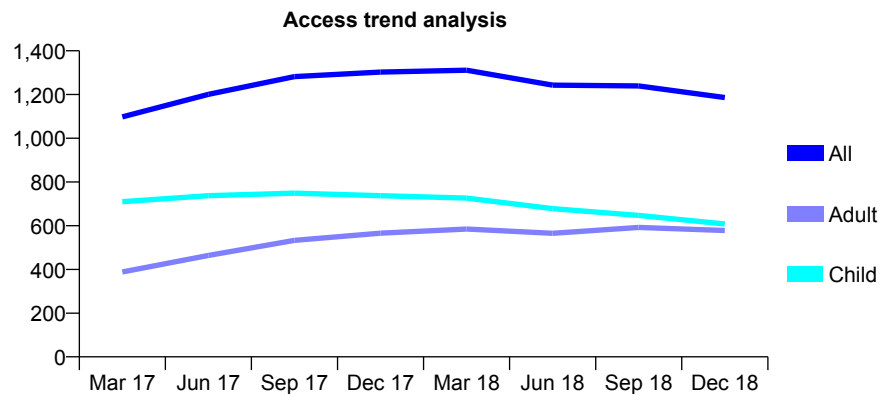
Q65 - Vital Signs At a Glance Contract Report for 100071/0000 - December 2018

Name or company name	Yarde House Partnership
Contract type name	GDS Contract
Purpose of contract	General
Contract start date	24/03/2016
Contract end date	

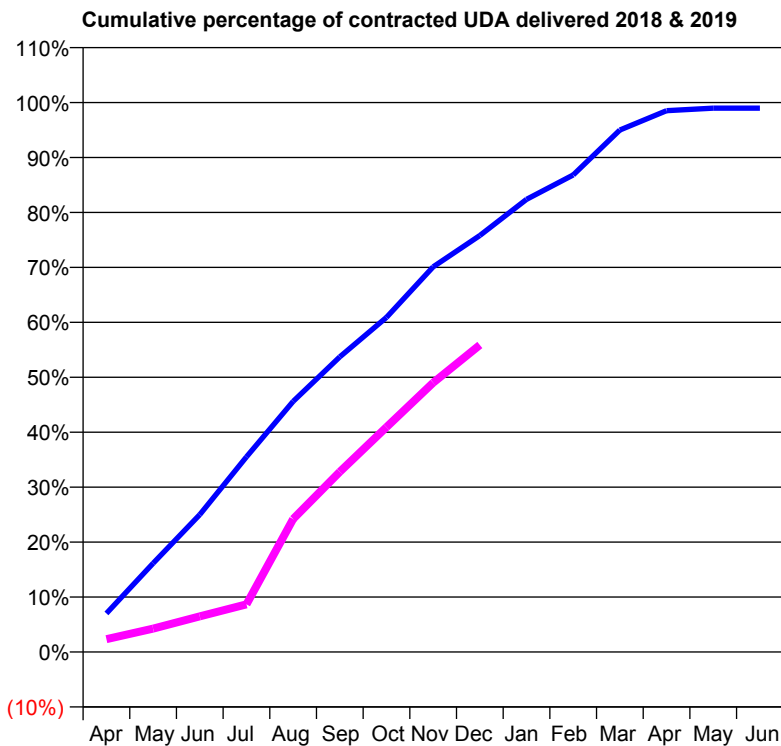
18/19 Contracted general activity (UDA)	2,600
Carry forward general activity (UDA)	27
18/19 Contracted orthodontic activity (UOA)	0
Carry forward orthodontic activity (UOA)	0
Baseline contract value	£65,481.76

ACCESS*

Patients seen in 24 months	Total	Change since previous quarter
Quarter ending December 2017	1,303	
Quarter ending March 2018	1,311	→
Quarter ending June 2018	1,243	↓
Quarter ending September 2018	1,239	→
Quarter ending December 2018	1,186	↓
Variance since December 2017	(9.0%)	↓



ACTIVITY



Month	Adjusted Scheduled Activity (UDA)	
	2018	2019
April	183	61
May	420	111
June	650	169
July	924	226
August	1,186	629
September	1,397	853
October	1,583	1,064
November	1,822	1,274
December	1,971	1,453
January	2,142	
February	2,257	
March	2,470	
April	2,561	
May	2,573	
June	2,573	

QUALITY

	Quantity	Base Number	Contract	AT	Region	England
% of FP17s for the same patient ID Re-attending within 3 months - Children	23	638	3.6%	9.6%	11.3%	11.8%
% of FP17s for the same patient ID Re-attending within 3 months - Adults	55	459	12.0%	13.7%	15.3%	15.6%
% of FP17s for the same patient ID Re-attending between 3 & 9 months - Children	415	638	65.0%	61.8%	61.1%	58.8%
% of FP17s for the same patient ID Re-attending between 3 & 9 months - Adults	240	459	52.3%	53.1%	52.4%	51.0%
% of FP17s for Band 1 Urgent Courses	55	1,015	5.4%	8.6%	9.5%	9.0%
% of FP17s Relating to Free Repair or Replacements	4	1,015	0.4%	0.8%	0.7%	0.8%
% of FP17s Relating to Continuations	1	1,015	0.1%	1.0%	0.8%	0.9%
% of Patients satisfied with the dentistry they have received	3	3	N/A	92.0%	93.1%	93.2%
% of Patients satisfied with the time they had to wait for an appointment	2	3	N/A	90.4%	87.8%	88.3%

* This is based on patients treated on this contract for their most recent course of treatment. Figures in italics indicate the base number of FP17s or Patient Questionnaire responses are less than 100. N/A is shown where the base number of responses is less than 10 during the period. % is calculated as Quantity/Base number*100

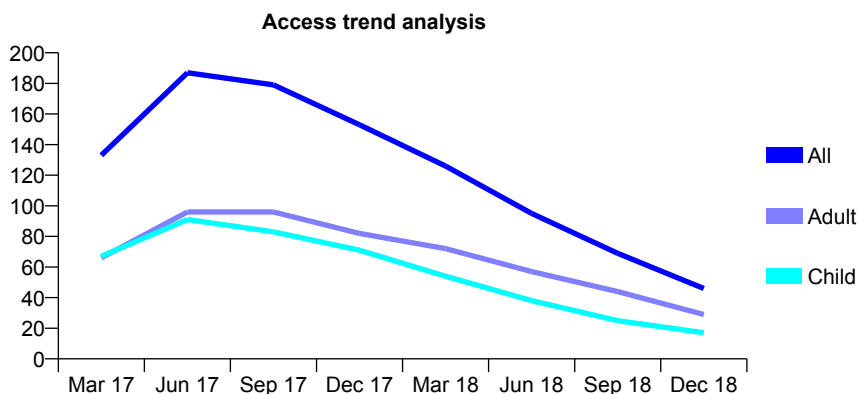
Q65 - Vital Signs At a Glance Contract Report for 100077/0000 - December 2018

Name or company name	Church Road Dental Clinic
Contract type name	GDS Contract
Purpose of contract	General
Contract start date	01/04/2016
Contract end date	

18/19 Contracted general activity (UDA)	660
Carry forward general activity (UDA)	0
18/19 Contracted orthodontic activity (UOA)	0
Carry forward orthodontic activity (UOA)	0
Baseline contract value	£15,735.42

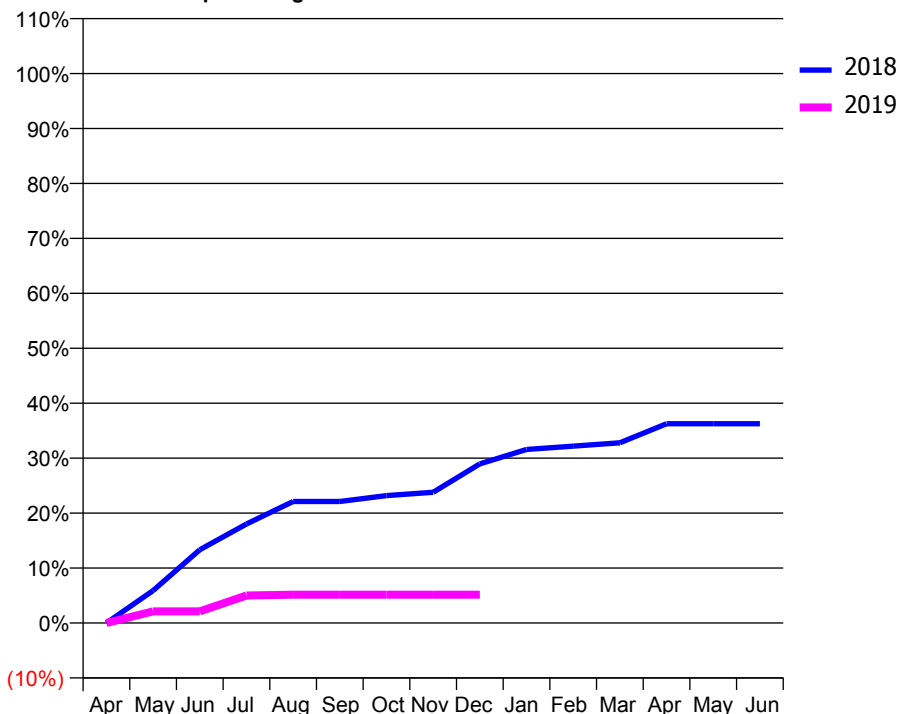
ACCESS*

Patients seen in 24 months	Total	Change since previous quarter
Quarter ending December 2017	153	
Quarter ending March 2018	126	↓
Quarter ending June 2018	95	↓
Quarter ending September 2018	69	↓
Quarter ending December 2018	46	↓
Variance since December 2017	(69.9%)	↓



ACTIVITY

Cumulative percentage of contracted UDA delivered 2018 & 2019



Adjusted Scheduled Activity (UDA)

Month	2018	2019
April	0	0
May	39	14
June	88	14
July	119	33
August	146	34
September	146	34
October	153	34
November	157	34
December	191	34
January	208	
February	212	
March	216	
April	239	
May	239	
June	239	

QUALITY

	Quantity	Base Number	Contract	AT	Region	England
% of FP17s for the same patient ID Re-attending within 3 months - Children	0	9	0.0%	9.6%	11.3%	11.8%
% of FP17s for the same patient ID Re-attending within 3 months - Adults	0	14	0.0%	13.7%	15.3%	15.6%
% of FP17s for the same patient ID Re-attending between 3 & 9 months - Children	1	9	11.1%	61.8%	61.1%	58.8%
% of FP17s for the same patient ID Re-attending between 3 & 9 months - Adults	0	14	0.0%	53.1%	52.4%	51.0%
% of FP17s for Band 1 Urgent Courses	0	17	0.0%	8.6%	9.5%	9.0%
% of FP17s Relating to Free Repair or Replacements	0	17	0.0%	0.8%	0.7%	0.8%
% of FP17s Relating to Continuations	0	17	0.0%	1.0%	0.8%	0.9%
% of Patients satisfied with the dentistry they have received	0	0	N/A	92.0%	93.1%	93.2%
% of Patients satisfied with the time they had to wait for an appointment	0	0	N/A	90.4%	87.8%	88.3%

* This is based on patients treated on this contract for their most recent course of treatment. Figures in italics indicate the base number of FP17s or Patient Questionnaire responses are less than 100. N/A is shown where the base number of responses is less than 10 during the period. % is calculated as Quantity/Base number*100

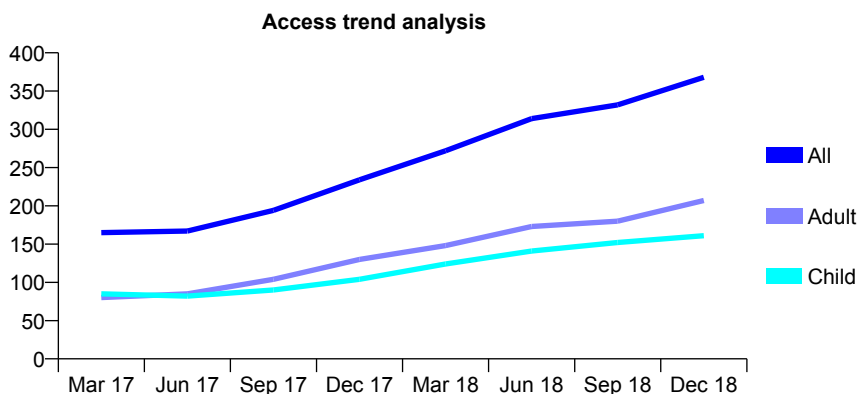
Q65 - Vital Signs At a Glance Contract Report for 100078/0000 - December 2018

Name or company name	Church Road Dental Clinic
Contract type name	GDS Contract
Purpose of contract	General
Contract start date	01/04/2016
Contract end date	

18/19 Contracted general activity (UDA)	900
Carry forward general activity (UDA)	0
18/19 Contracted orthodontic activity (UOA)	0
Carry forward orthodontic activity (UOA)	0
Baseline contract value	£23,631.95

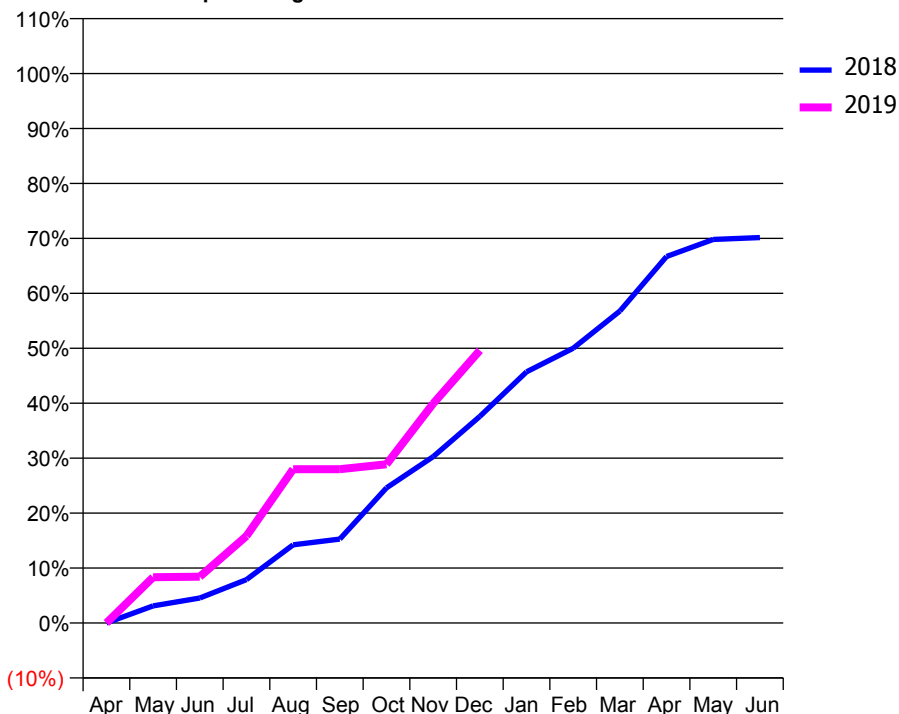
ACCESS*

Patients seen in 24 months	Total	Change since previous quarter
Quarter ending December 2017	234	
Quarter ending March 2018	272	↑
Quarter ending June 2018	314	↑
Quarter ending September 2018	332	↑
Quarter ending December 2018	368	↑
Variance since December 2017	57.3%	↑



ACTIVITY

Cumulative percentage of contracted UDA delivered 2018 & 2019



Month	Adjusted Scheduled Activity (UDA)	
	2018	2019
April	0	0
May	28	75
June	41	76
July	71	143
August	128	252
September	137	252
October	221	260
November	272	359
December	338	447
January	411	
February	450	
March	511	
April	600	
May	628	
June	631	

QUALITY

	Quantity	Base Number	Contract	AT	Region	England
% of FP17s for the same patient ID Re-attending within 3 months - Children	8	174	4.6%	9.6%	11.3%	11.8%
% of FP17s for the same patient ID Re-attending within 3 months - Adults	10	188	5.3%	13.7%	15.3%	15.6%
% of FP17s for the same patient ID Re-attending between 3 & 9 months - Children	78	174	44.8%	61.8%	61.1%	58.8%
% of FP17s for the same patient ID Re-attending between 3 & 9 months - Adults	77	188	41.0%	53.1%	52.4%	51.0%
% of FP17s for Band 1 Urgent Courses	9	298	3.0%	8.6%	9.5%	9.0%
% of FP17s Relating to Free Repair or Replacements	0	298	0.0%	0.8%	0.7%	0.8%
% of FP17s Relating to Continuations	0	298	0.0%	1.0%	0.8%	0.9%
% of Patients satisfied with the dentistry they have received	0	0	N/A	92.0%	93.1%	93.2%
% of Patients satisfied with the time they had to wait for an appointment	0	0	N/A	90.4%	87.8%	88.3%

* This is based on patients treated on this contract for their most recent course of treatment. Figures in italics indicate the base number of FP17s or Patient Questionnaire responses are less than 100. N/A is shown where the base number of responses is less than 10 during the period. % is calculated as Quantity/Base number*100

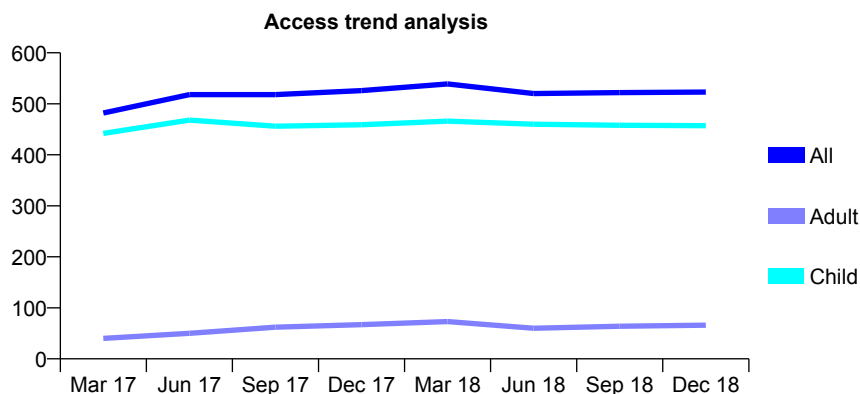
Q65 - Vital Signs At a Glance Contract Report for 100080/0000 - December 2018

Name or company name	Monika Molnar
Contract type name	GDS Contract
Purpose of contract	General
Contract start date	01/04/2016
Contract end date	

18/19 Contracted general activity (UDA)	1,611
Carry forward general activity (UDA)	0
18/19 Contracted orthodontic activity (UOA)	0
Carry forward orthodontic activity (UOA)	0
Baseline contract value	£37,770.09

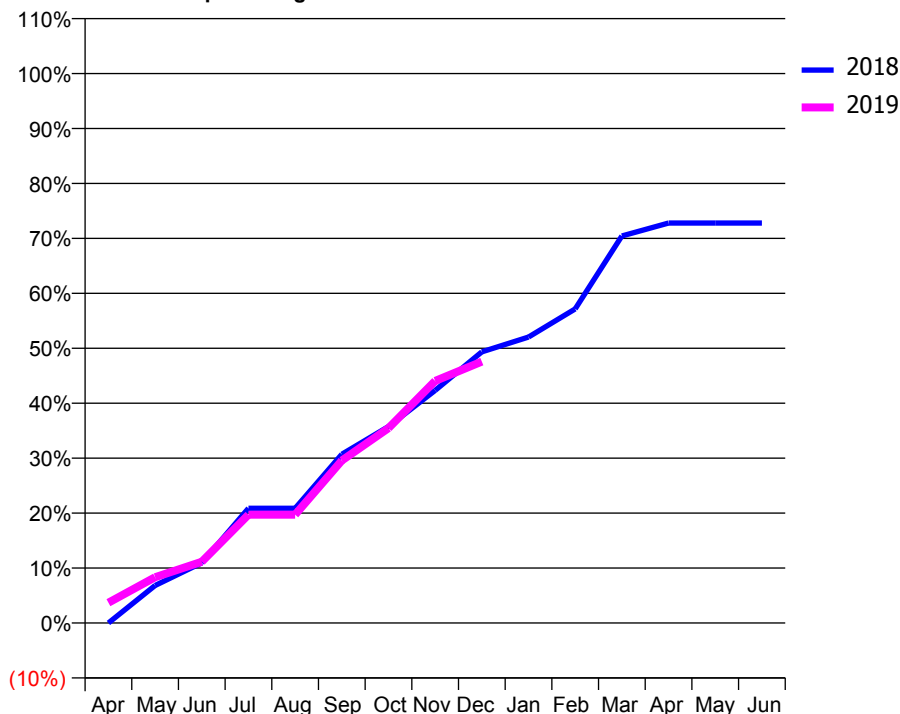
ACCESS*

Patients seen in 24 months	Total	Change since previous quarter
Quarter ending December 2017	526	
Quarter ending March 2018	539	↑
Quarter ending June 2018	520	↓
Quarter ending September 2018	522	→
Quarter ending December 2018	523	→
Variance since December 2017	(0.6%)	→



ACTIVITY

Cumulative percentage of contracted UDA delivered 2018 & 2019



Month	Adjusted Scheduled Activity (UDA)	
	2018	2019
April	0	60
May	110	134
June	176	180
July	336	318
August	336	318
September	495	476
October	576	571
November	682	710
December	795	767
January	838	
February	921	
March	1,135	
April	1,173	
May	1,173	
June	1,173	

QUALITY

	Quantity	Base Number	Contract	AT	Region	England
% of FP17s for the same patient ID Re-attending within 3 months - Children	58	569	10.2%	9.6%	11.3%	11.8%
% of FP17s for the same patient ID Re-attending within 3 months - Adults	4	22	18.2%	13.7%	15.3%	15.6%
% of FP17s for the same patient ID Re-attending between 3 & 9 months - Children	326	569	57.3%	61.8%	61.1%	58.8%
% of FP17s for the same patient ID Re-attending between 3 & 9 months - Adults	9	22	40.9%	53.1%	52.4%	51.0%
% of FP17s for Band 1 Urgent Courses	29	563	5.2%	8.6%	9.5%	9.0%
% of FP17s Relating to Free Repair or Replacements	0	563	0.0%	0.8%	0.7%	0.8%
% of FP17s Relating to Continuations	0	563	0.0%	1.0%	0.8%	0.9%
% of Patients satisfied with the dentistry they have received	0	0	N/A	92.0%	93.1%	93.2%
% of Patients satisfied with the time they had to wait for an appointment	0	0	N/A	90.4%	87.8%	88.3%

* This is based on patients treated on this contract for their most recent course of treatment. Figures in italics indicate the base number of FP17s or Patient Questionnaire responses are less than 100. N/A is shown where the base number of responses is less than 10 during the period. % is calculated as Quantity/Base number*100

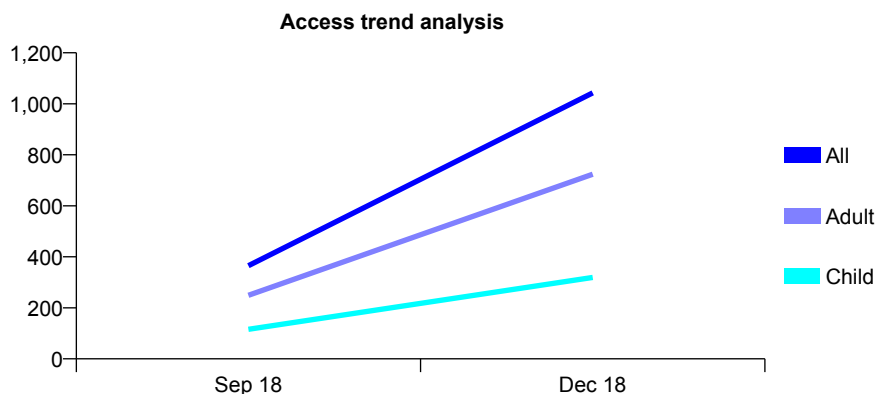
Q65 - Vital Signs At a Glance Contract Report for 100792/0000 - December 2018

Name or company name	Mr MJ Brown
Contract type name	PDS Contract
Purpose of contract	General
Contract start date	01/07/2018
Contract end date	30/06/2020

18/19 Contracted general activity (UDA)	6,600
Carry forward general activity (UDA)	0
18/19 Contracted orthodontic activity (UOA)	0
Carry forward orthodontic activity (UOA)	0
Baseline contract value	£167,772.00

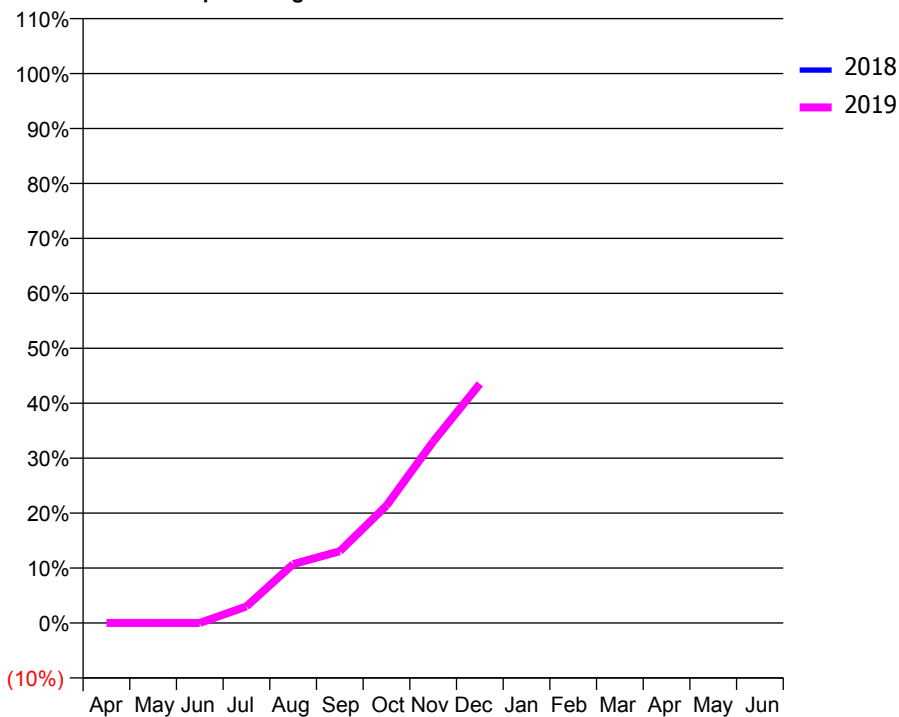
ACCESS*

Patients seen in 24 months	Total	Change since previous quarter
Quarter ending December 2017	0	
Quarter ending March 2018	0	
Quarter ending June 2018	0	
Quarter ending September 2018	365	↑
Quarter ending December 2018	1,043	↑
Variance since December 2017	N/A	



ACTIVITY

Cumulative percentage of contracted UDA delivered 2018 & 2019



Month	Adjusted Scheduled Activity (UDA)	
	2018	2019
April	0	0
May	0	0
June	0	0
July	0	199
August	0	707
September	0	862
October	0	1,410
November	0	2,180
December	0	2,872
January	0	
February	0	
March	0	
April	0	
May	0	
June	0	

QUALITY

	Quantity	Base Number	Contract	AT	Region	England
% of FP17s for the same patient ID Re-attending within 3 months - Children	10	349	2.9%	9.6%	11.3%	11.8%
% of FP17s for the same patient ID Re-attending within 3 months - Adults	48	827	5.8%	13.7%	15.3%	15.6%
% of FP17s for the same patient ID Re-attending between 3 & 9 months - Children	2	349	0.6%	61.8%	61.1%	58.8%
% of FP17s for the same patient ID Re-attending between 3 & 9 months - Adults	11	827	1.3%	53.1%	52.4%	51.0%
% of FP17s for Band 1 Urgent Courses	74	1,176	6.3%	8.6%	9.5%	9.0%
% of FP17s Relating to Free Repair or Replacements	1	1,176	0.1%	0.8%	0.7%	0.8%
% of FP17s Relating to Continuations	3	1,176	0.3%	1.0%	0.8%	0.9%
% of Patients satisfied with the dentistry they have received	7	9	N/A	92.0%	93.1%	93.2%
% of Patients satisfied with the time they had to wait for an appointment	9	9	N/A	90.4%	87.8%	88.3%

* This is based on patients treated on this contract for their most recent course of treatment. Figures in italics indicate the base number of FP17s or Patient Questionnaire responses are less than 100. N/A is shown where the base number of responses is less than 10 during the period. % is calculated as Quantity/Base number*100

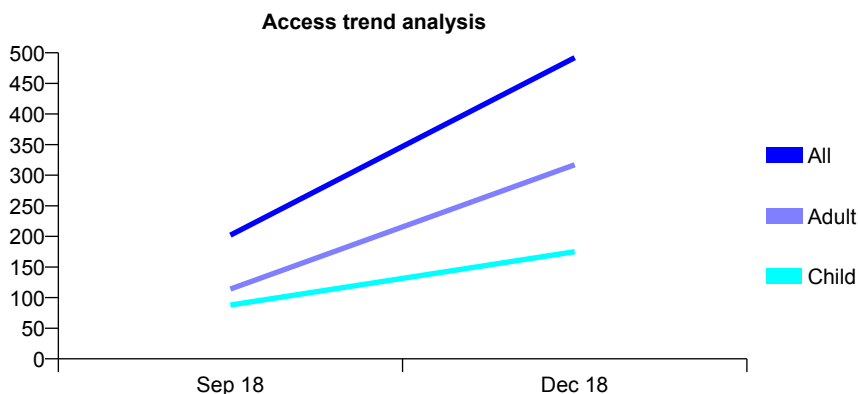
Q65 - Vital Signs At a Glance Contract Report for 100810/0000 - December 2018

Name or company name	Hartcliffe Dental Practice Partnership
Contract type name	GDS Contract
Purpose of contract	General
Contract start date	04/07/2018
Contract end date	

18/19 Contracted general activity (UDA)	11,671
Carry forward general activity (UDA)	0
18/19 Contracted orthodontic activity (UOA)	0
Carry forward orthodontic activity (UOA)	0
Baseline contract value	£235,072.54

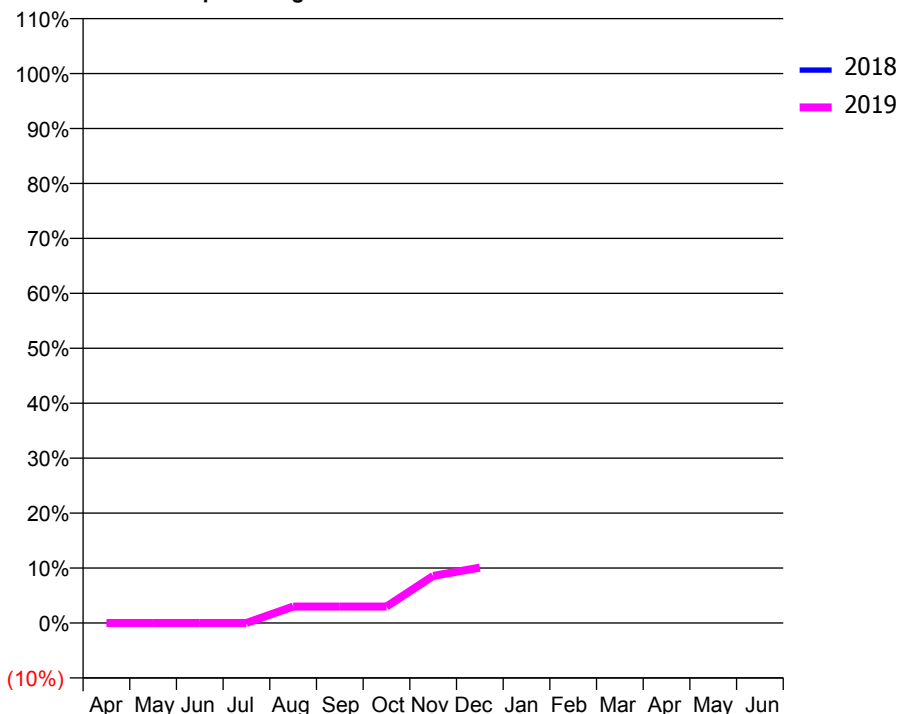
ACCESS*

Patients seen in 24 months	Total	Change since previous quarter
Quarter ending December 2017	0	
Quarter ending March 2018	0	
Quarter ending June 2018	0	
Quarter ending September 2018	202	↑
Quarter ending December 2018	492	↑
Variance since December 2017	N/A	



ACTIVITY

Cumulative percentage of contracted UDA delivered 2018 & 2019



Month	Adjusted Scheduled Activity (UDA)	
	2018	2019
April	0	0
May	0	0
June	0	0
July	0	0
August	0	350
September	0	350
October	0	350
November	0	1,002
December	0	1,176
January	0	
February	0	
March	0	
April	0	
May	0	
June	0	

QUALITY

	Quantity	Base Number	Contract	AT	Region	England
% of FP17s for the same patient ID Re-attending within 3 months - Children	14	209	6.7%	9.6%	11.3%	11.8%
% of FP17s for the same patient ID Re-attending within 3 months - Adults	37	463	8.0%	13.7%	15.3%	15.6%
% of FP17s for the same patient ID Re-attending between 3 & 9 months - Children	3	209	1.4%	61.8%	61.1%	58.8%
% of FP17s for the same patient ID Re-attending between 3 & 9 months - Adults	13	463	2.8%	53.1%	52.4%	51.0%
% of FP17s for Band 1 Urgent Courses	162	672	24.1%	8.6%	9.5%	9.0%
% of FP17s Relating to Free Repair or Replacements	0	672	0.0%	0.8%	0.7%	0.8%
% of FP17s Relating to Continuations	6	672	0.9%	1.0%	0.8%	0.9%
% of Patients satisfied with the dentistry they have received	0	0	N/A	92.0%	93.1%	93.2%
% of Patients satisfied with the time they had to wait for an appointment	0	0	N/A	90.4%	87.8%	88.3%

* This is based on patients treated on this contract for their most recent course of treatment. Figures in italics indicate the base number of FP17s or Patient Questionnaire responses are less than 100. N/A is shown where the base number of responses is less than 10 during the period. % is calculated as Quantity/Base number*100

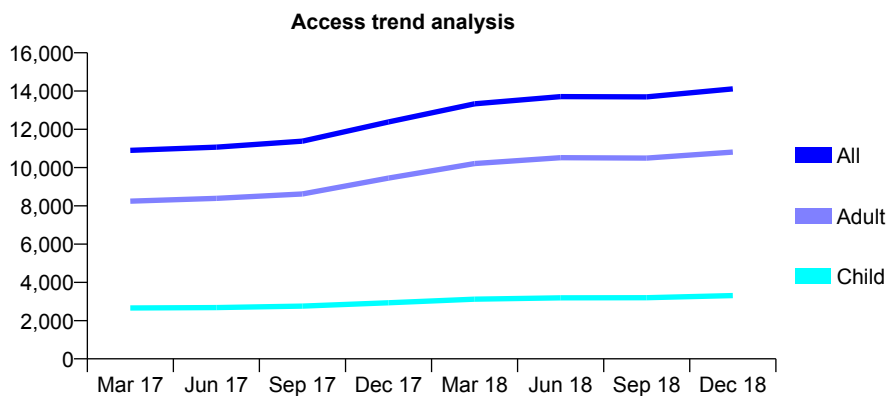
Q65 - Vital Signs At a Glance Contract Report for 101192/0002 - December 2018

Name or company name	Community Dental Centres Ltd
Contract type name	GDS Contract
Purpose of contract	General
Contract start date	01/04/2006
Contract end date	

18/19 Contracted general activity (UDA)	40,267
Carry forward general activity (UDA)	0
18/19 Contracted orthodontic activity (UOA)	0
Carry forward orthodontic activity (UOA)	0
Baseline contract value	£968,949.85

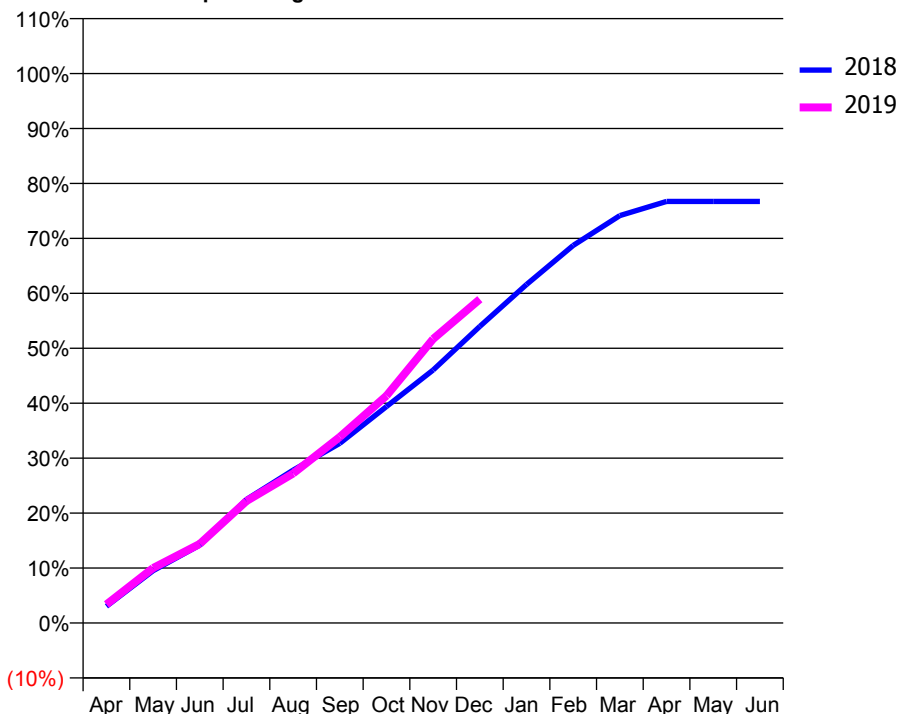
ACCESS*

Patients seen in 24 months	Total	Change since previous quarter
Quarter ending December 2017	12,386	
Quarter ending March 2018	13,331	↑
Quarter ending June 2018	13,707	↑
Quarter ending September 2018	13,693	→
Quarter ending December 2018	14,115	↑
Variance since December 2017	14.0%	↑



ACTIVITY

Cumulative percentage of contracted UDA delivered 2018 & 2019



Month	Adjusted Scheduled Activity (UDA)	
	2018	2019
April	1,396	1,359
May	4,361	4,029
June	6,488	5,803
July	10,285	8,936
August	12,728	10,959
September	14,965	13,638
October	18,030	16,657
November	21,072	20,816
December	24,703	23,727
January	28,196	
February	31,442	
March	33,934	
April	35,107	
May	35,111	
June	35,111	

QUALITY

	Quantity	Base Number	Contract	AT	Region	England
% of FP17s for the same patient ID Re-attending within 3 months - Children	133	3,139	4.2%	9.6%	11.3%	11.8%
% of FP17s for the same patient ID Re-attending within 3 months - Adults	969	9,667	10.0%	13.7%	15.3%	15.6%
% of FP17s for the same patient ID Re-attending between 3 & 9 months - Children	1,659	3,139	52.9%	61.8%	61.1%	58.8%
% of FP17s for the same patient ID Re-attending between 3 & 9 months - Adults	4,933	9,667	51.0%	53.1%	52.4%	51.0%
% of FP17s for Band 1 Urgent Courses	906	12,241	7.4%	8.6%	9.5%	9.0%
% of FP17s Relating to Free Repair or Replacements	51	12,241	0.4%	0.8%	0.7%	0.8%
% of FP17s Relating to Continuations	136	12,241	1.1%	1.0%	0.8%	0.9%
% of Patients satisfied with the dentistry they have received	8	9	N/A	92.0%	93.1%	93.2%
% of Patients satisfied with the time they had to wait for an appointment	9	9	N/A	90.4%	87.8%	88.3%

* This is based on patients treated on this contract for their most recent course of treatment. Figures in italics indicate the base number of FP17s or Patient Questionnaire responses are less than 100. N/A is shown where the base number of responses is less than 10 during the period. % is calculated as Quantity/Base number*100

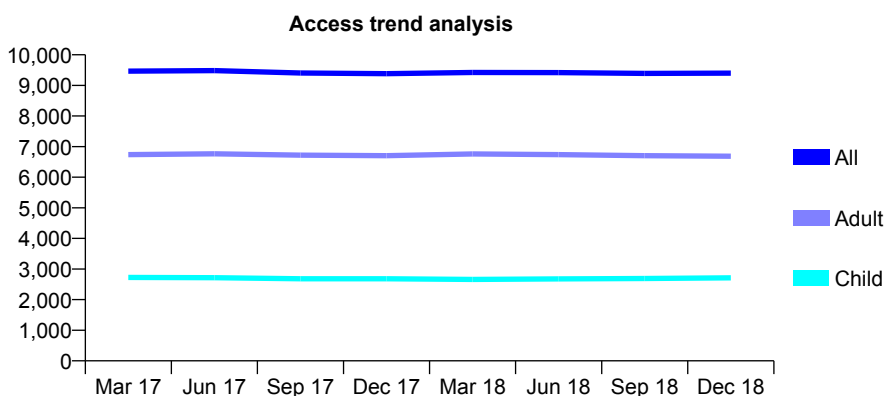
Q65 - Vital Signs At a Glance Contract Report for 101192/0006 - December 2018

Name or company name	Community Dental Centres Ltd
Contract type name	GDS Contract
Purpose of contract	General
Contract start date	01/04/2006
Contract end date	

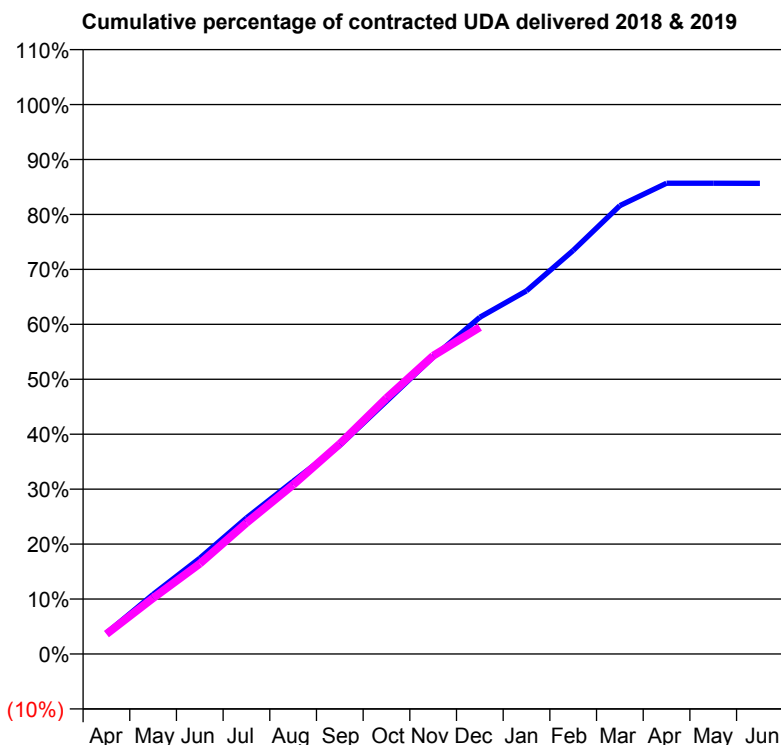
18/19 Contracted general activity (UDA)	27,047
Carry forward general activity (UDA)	0
18/19 Contracted orthodontic activity (UOA)	0
Carry forward orthodontic activity (UOA)	0
Baseline contract value	£725,331.73

ACCESS*

Patients seen in 24 months	Total	Change since previous quarter
Quarter ending December 2017	9,385	
Quarter ending March 2018	9,423	→
Quarter ending June 2018	9,417	→
Quarter ending September 2018	9,391	→
Quarter ending December 2018	9,400	→
Variance since December 2017	0.2%	→



ACTIVITY



Adjusted Scheduled Activity (UDA)		
Month	2018	2019
April	1,065	982
May	3,044	2,754
June	4,888	4,444
July	6,946	6,455
August	8,819	8,325
September	10,651	10,345
October	12,899	12,598
November	15,157	14,679
December	17,190	16,083
January	18,539	
February	20,597	
March	22,882	
April	24,028	
May	24,026	
June	24,025	

QUALITY

	Quantity	Base Number	Contract	AT	Region	England
% of FP17s for the same patient ID Re-attending within 3 months - Children	160	3,013	5.3%	9.6%	11.3%	11.8%
% of FP17s for the same patient ID Re-attending within 3 months - Adults	632	6,132	10.3%	13.7%	15.3%	15.6%
% of FP17s for the same patient ID Re-attending between 3 & 9 months - Children	1,956	3,013	64.9%	61.8%	61.1%	58.8%
% of FP17s for the same patient ID Re-attending between 3 & 9 months - Adults	3,021	6,132	49.3%	53.1%	52.4%	51.0%
% of FP17s for Band 1 Urgent Courses	576	8,643	6.7%	8.6%	9.5%	9.0%
% of FP17s Relating to Free Repair or Replacements	19	8,643	0.2%	0.8%	0.7%	0.8%
% of FP17s Relating to Continuations	137	8,643	1.6%	1.0%	0.8%	0.9%
% of Patients satisfied with the dentistry they have received	3	3	N/A	92.0%	93.1%	93.2%
% of Patients satisfied with the time they had to wait for an appointment	3	3	N/A	90.4%	87.8%	88.3%

* This is based on patients treated on this contract for their most recent course of treatment. Figures in italics indicate the base number of FP17s or Patient Questionnaire responses are less than 100. N/A is shown where the base number of responses is less than 10 during the period. % is calculated as Quantity/Base number*100

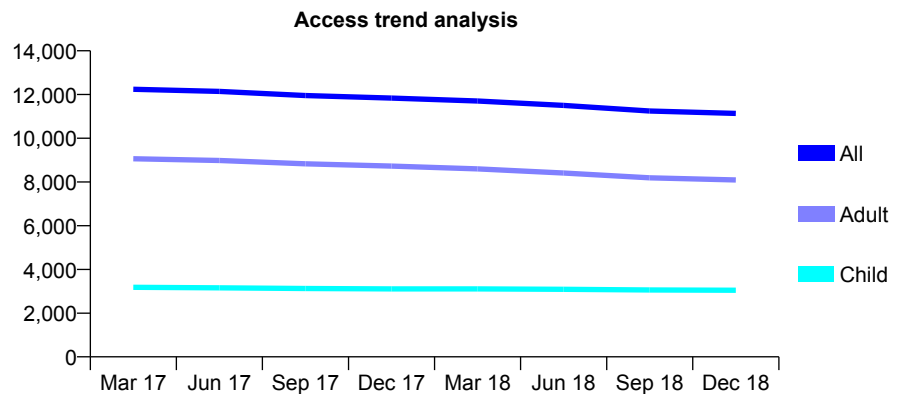
Q65 - Vital Signs At a Glance Contract Report for 101192/0009 - December 2018

Name or company name	Community Dental Centres Ltd
Contract type name	GDS Contract
Purpose of contract	General
Contract start date	01/04/2006
Contract end date	

18/19 Contracted general activity (UDA)	32,928
Carry forward general activity (UDA)	0
18/19 Contracted orthodontic activity (UOA)	0
Carry forward orthodontic activity (UOA)	0
Baseline contract value	£855,936.58

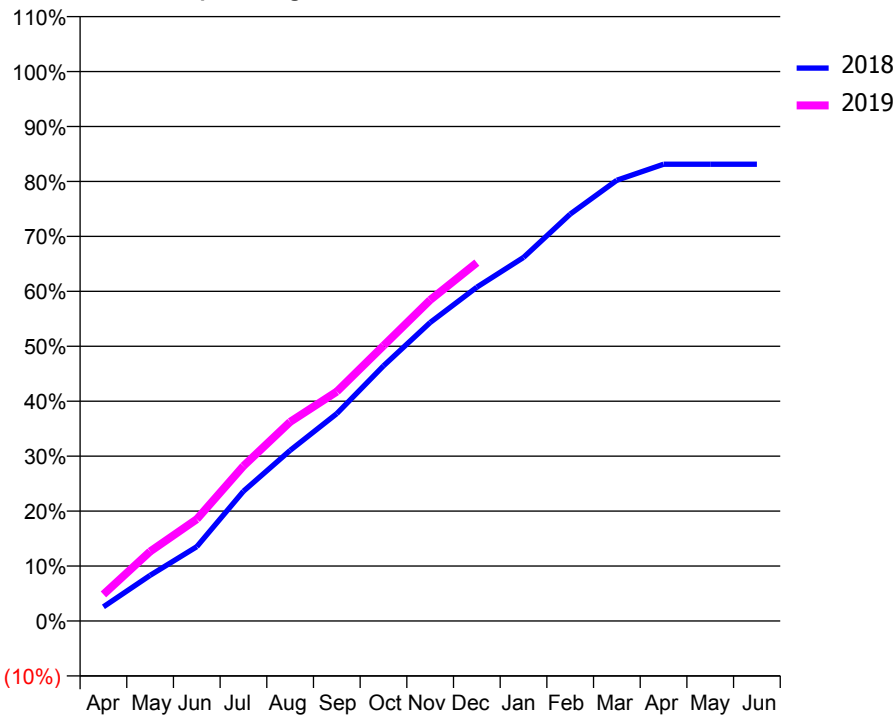
ACCESS*

Patients seen in 24 months	Total	Change since previous quarter
Quarter ending December 2017	11,838	
Quarter ending March 2018	11,706	↓
Quarter ending June 2018	11,500	↓
Quarter ending September 2018	11,248	↓
Quarter ending December 2018	11,138	→
Variance since December 2017	(5.9%)	↓



ACTIVITY

Cumulative percentage of contracted UDA delivered 2018 & 2019



Month	Adjusted Scheduled Activity (UDA)	
	2018	2019
April	1,064	1,594
May	3,436	4,167
June	5,592	6,103
July	9,757	9,288
August	12,823	11,931
September	15,591	13,746
October	19,184	16,499
November	22,439	19,235
December	25,098	21,475
January	27,334	
February	30,586	
March	33,134	
April	34,335	
May	34,338	
June	34,339	

QUALITY

	Quantity	Base Number	Contract	AT	Region	England
% of FP17s for the same patient ID Re-attending within 3 months - Children	213	3,637	5.9%	9.6%	11.3%	11.8%
% of FP17s for the same patient ID Re-attending within 3 months - Adults	880	8,303	10.6%	13.7%	15.3%	15.6%
% of FP17s for the same patient ID Re-attending between 3 & 9 months - Children	2,314	3,637	63.6%	61.8%	61.1%	58.8%
% of FP17s for the same patient ID Re-attending between 3 & 9 months - Adults	4,298	8,303	51.8%	53.1%	52.4%	51.0%
% of FP17s for Band 1 Urgent Courses	1,072	11,311	9.5%	8.6%	9.5%	9.0%
% of FP17s Relating to Free Repair or Replacements	108	11,311	1.0%	0.8%	0.7%	0.8%
% of FP17s Relating to Continuations	79	11,311	0.7%	1.0%	0.8%	0.9%
% of Patients satisfied with the dentistry they have received	7	7	N/A	92.0%	93.1%	93.2%
% of Patients satisfied with the time they had to wait for an appointment	7	7	N/A	90.4%	87.8%	88.3%

* This is based on patients treated on this contract for their most recent course of treatment. Figures in italics indicate the base number of FP17s or Patient Questionnaire responses are less than 100. N/A is shown where the base number of responses is less than 10 during the period. % is calculated as Quantity/Base number*100

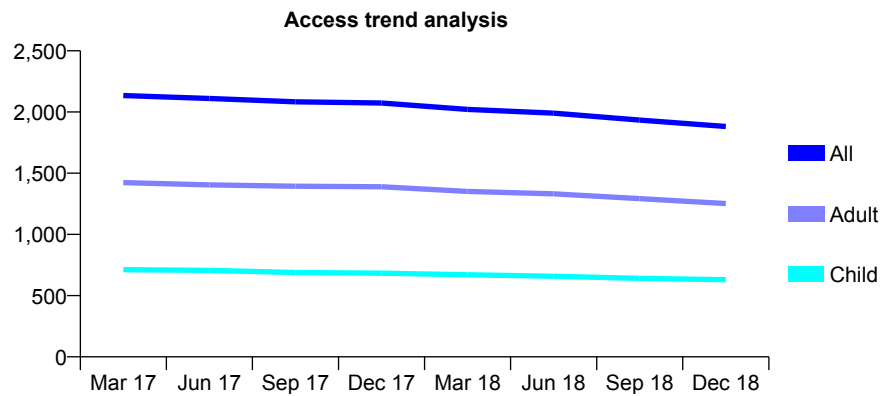
Q65 - Vital Signs At a Glance Contract Report for 101281/0080 - December 2018

Name or company name	OASIS DENTAL CARE LTD
Contract type name	GDS Contract
Purpose of contract	General
Contract start date	01/04/2006
Contract end date	

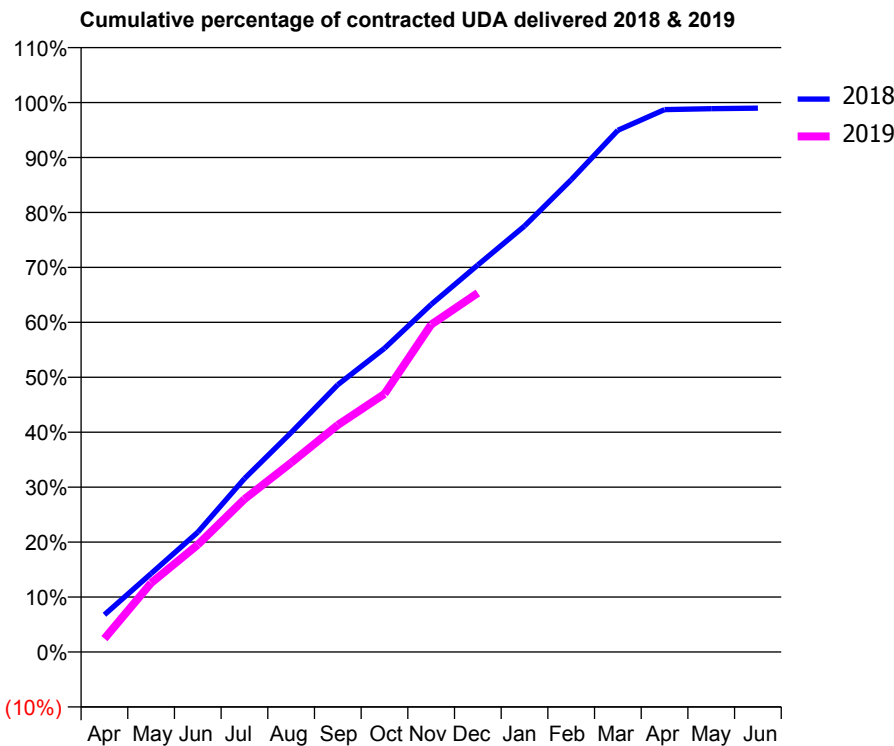
18/19 Contracted general activity (UDA)	4,535
Carry forward general activity (UDA)	46
18/19 Contracted orthodontic activity (UOA)	0
Carry forward orthodontic activity (UOA)	0
Baseline contract value	£98,543.27

ACCESS*

Patients seen in 24 months	Total	Change since previous quarter
Quarter ending December 2017	2,073	
Quarter ending March 2018	2,021	↓
Quarter ending June 2018	1,991	↓
Quarter ending September 2018	1,934	↓
Quarter ending December 2018	1,882	↓
Variance since December 2017	(9.2%)	↓



ACTIVITY



Adjusted Scheduled Activity (UDA)		
Month	2018	2019
April	308	111
May	647	570
June	989	886
July	1,432	1,262
August	1,811	1,562
September	2,206	1,874
October	2,506	2,130
November	2,868	2,703
December	3,194	2,964
January	3,515	
February	3,897	
March	4,306	
April	4,477	
May	4,484	
June	4,489	

QUALITY

	Quantity	Base Number	Contract	AT	Region	England
% of FP17s for the same patient ID Re-attending within 3 months - Children	39	702	5.6%	9.6%	11.3%	11.8%
% of FP17s for the same patient ID Re-attending within 3 months - Adults	154	1,177	13.1%	13.7%	15.3%	15.6%
% of FP17s for the same patient ID Re-attending between 3 & 9 months - Children	423	702	60.3%	61.8%	61.1%	58.8%
% of FP17s for the same patient ID Re-attending between 3 & 9 months - Adults	644	1,177	54.7%	53.1%	52.4%	51.0%
% of FP17s for Band 1 Urgent Courses	144	1,750	8.2%	8.6%	9.5%	9.0%
% of FP17s Relating to Free Repair or Replacements	1	1,750	0.1%	0.8%	0.7%	0.8%
% of FP17s Relating to Continuations	20	1,750	1.1%	1.0%	0.8%	0.9%
% of Patients satisfied with the dentistry they have received	0	0	N/A	92.0%	93.1%	93.2%
% of Patients satisfied with the time they had to wait for an appointment	0	0	N/A	90.4%	87.8%	88.3%

* This is based on patients treated on this contract for their most recent course of treatment. Figures in italics indicate the base number of FP17s or Patient Questionnaire responses are less than 100. N/A is shown where the base number of responses is less than 10 during the period. % is calculated as Quantity/Base number*100

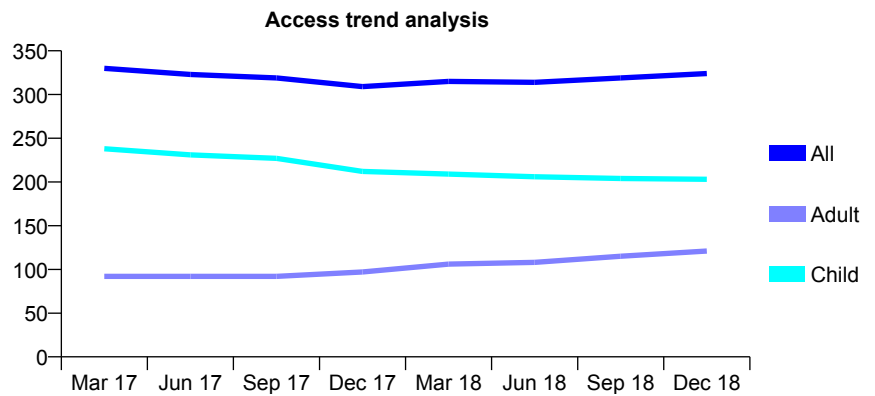
Q65 - Vital Signs At a Glance Contract Report for 101281/0085 - December 2018

Name or company name	OASIS DENTAL CARE LTD
Contract type name	GDS Contract
Purpose of contract	General
Contract start date	01/04/2006
Contract end date	

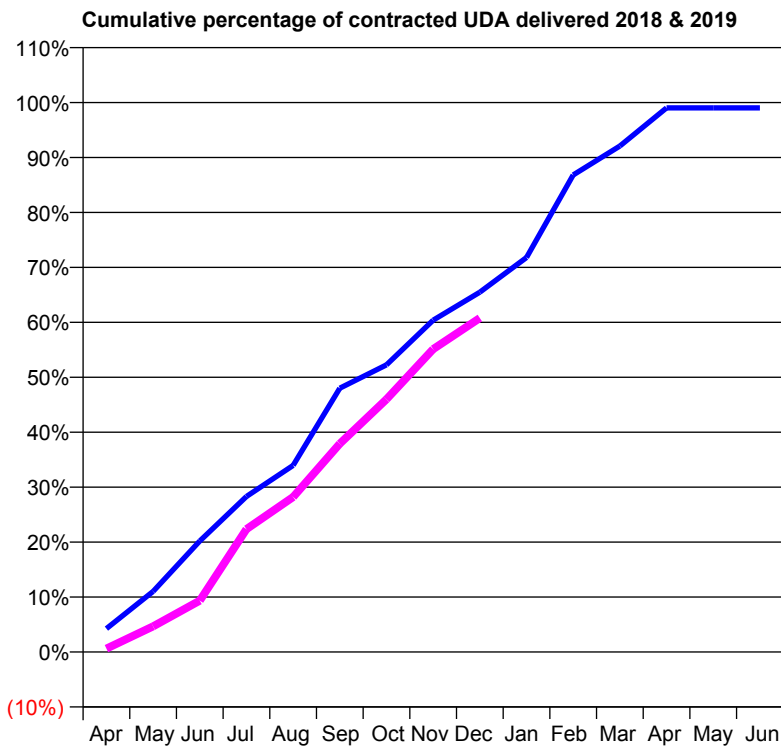
18/19 Contracted general activity (UDA)	517
Carry forward general activity (UDA)	5
18/19 Contracted orthodontic activity (UOA)	0
Carry forward orthodontic activity (UOA)	0
Baseline contract value	£11,199.30

ACCESS*

Patients seen in 24 months	Total	Change since previous quarter
Quarter ending December 2017	309	
Quarter ending March 2018	315	→
Quarter ending June 2018	314	→
Quarter ending September 2018	319	→
Quarter ending December 2018	324	→
Variance since December 2017	4.9%	↑



ACTIVITY



Month	Adjusted Scheduled Activity (UDA)	
	2018	2019
April	22	3
May	57	24
June	104	48
July	146	116
August	176	146
September	248	196
October	270	238
November	312	285
December	339	314
January	371	
February	449	
March	476	
April	512	
May	512	
June	512	

QUALITY

	Quantity	Base Number	Contract	AT	Region	England
% of FP17s for the same patient ID Re-attending within 3 months - Children	11	181	6.1%	9.6%	11.3%	11.8%
% of FP17s for the same patient ID Re-attending within 3 months - Adults	3	68	4.4%	13.7%	15.3%	15.6%
% of FP17s for the same patient ID Re-attending between 3 & 9 months - Children	73	181	40.3%	61.8%	61.1%	58.8%
% of FP17s for the same patient ID Re-attending between 3 & 9 months - Adults	27	68	39.7%	53.1%	52.4%	51.0%
% of FP17s for Band 1 Urgent Courses	11	229	4.8%	8.6%	9.5%	9.0%
% of FP17s Relating to Free Repair or Replacements	0	229	0.0%	0.8%	0.7%	0.8%
% of FP17s Relating to Continuations	0	229	0.0%	1.0%	0.8%	0.9%
% of Patients satisfied with the dentistry they have received	1	1	N/A	92.0%	93.1%	93.2%
% of Patients satisfied with the time they had to wait for an appointment	1	1	N/A	90.4%	87.8%	88.3%

* This is based on patients treated on this contract for their most recent course of treatment. Figures in italics indicate the base number of FP17s or Patient Questionnaire responses are less than 100. N/A is shown where the base number of responses is less than 10 during the period. % is calculated as Quantity/Base number*100

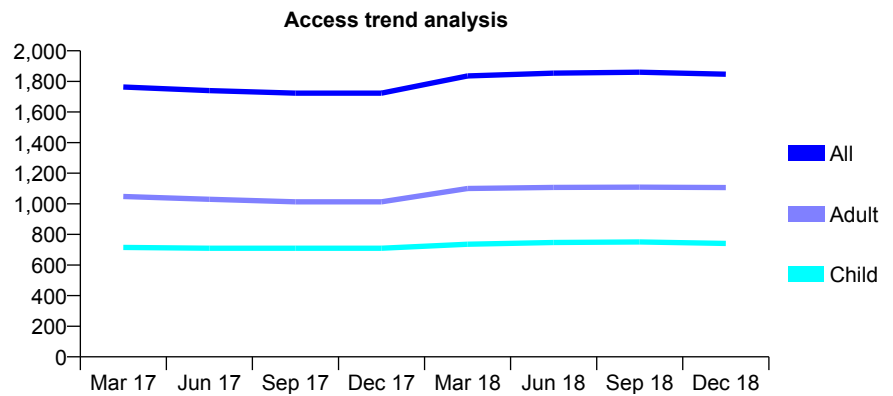
Q65 - Vital Signs At a Glance Contract Report for 101281/0094 - December 2018

Name or company name	OASIS DENTAL CARE LTD
Contract type name	GDS Contract
Purpose of contract	General
Contract start date	01/04/2006
Contract end date	

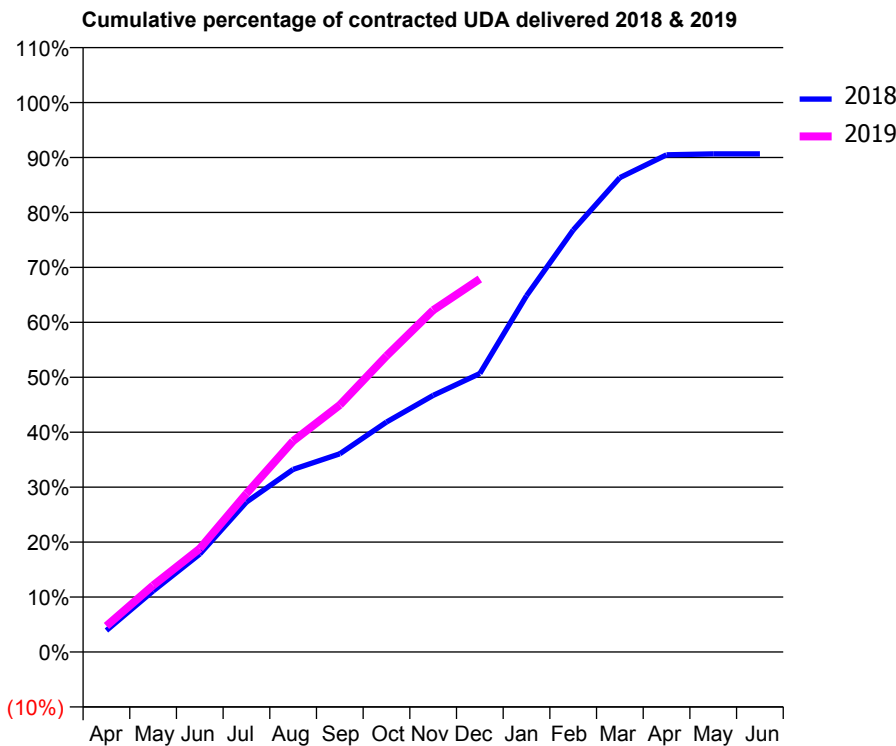
18/19 Contracted general activity (UDA)	5,393
Carry forward general activity (UDA)	0
18/19 Contracted orthodontic activity (UOA)	0
Carry forward orthodontic activity (UOA)	0
Baseline contract value	£123,973.94

ACCESS*

Patients seen in 24 months	Total	Change since previous quarter
Quarter ending December 2017	1,723	
Quarter ending March 2018	1,836	↑
Quarter ending June 2018	1,854	→
Quarter ending September 2018	1,860	→
Quarter ending December 2018	1,847	→
Variance since December 2017	7.2%	↑



ACTIVITY



Month	Adjusted Scheduled Activity (UDA)	
	2018	2019
April	211	256
May	599	653
June	961	1,015
July	1,472	1,556
August	1,792	2,072
September	1,945	2,425
October	2,257	2,906
November	2,518	3,354
December	2,734	3,661
January	3,496	
February	4,141	
March	4,656	
April	4,880	
May	4,888	
June	4,888	

QUALITY

	Quantity	Base Number	Contract	AT	Region	England
% of FP17s for the same patient ID Re-attending within 3 months - Children	97	842	11.5%	9.6%	11.3%	11.8%
% of FP17s for the same patient ID Re-attending within 3 months - Adults	248	1,247	19.9%	13.7%	15.3%	15.6%
% of FP17s for the same patient ID Re-attending between 3 & 9 months - Children	486	842	57.7%	61.8%	61.1%	58.8%
% of FP17s for the same patient ID Re-attending between 3 & 9 months - Adults	677	1,247	54.3%	53.1%	52.4%	51.0%
% of FP17s for Band 1 Urgent Courses	154	1,959	7.9%	8.6%	9.5%	9.0%
% of FP17s Relating to Free Repair or Replacements	13	1,959	0.7%	0.8%	0.7%	0.8%
% of FP17s Relating to Continuations	69	1,959	3.5%	1.0%	0.8%	0.9%
% of Patients satisfied with the dentistry they have received	0	0	N/A	92.0%	93.1%	93.2%
% of Patients satisfied with the time they had to wait for an appointment	0	0	N/A	90.4%	87.8%	88.3%

* This is based on patients treated on this contract for their most recent course of treatment. Figures in italics indicate the base number of FP17s or Patient Questionnaire responses are less than 100. N/A is shown where the base number of responses is less than 10 during the period. % is calculated as Quantity/Base number*100

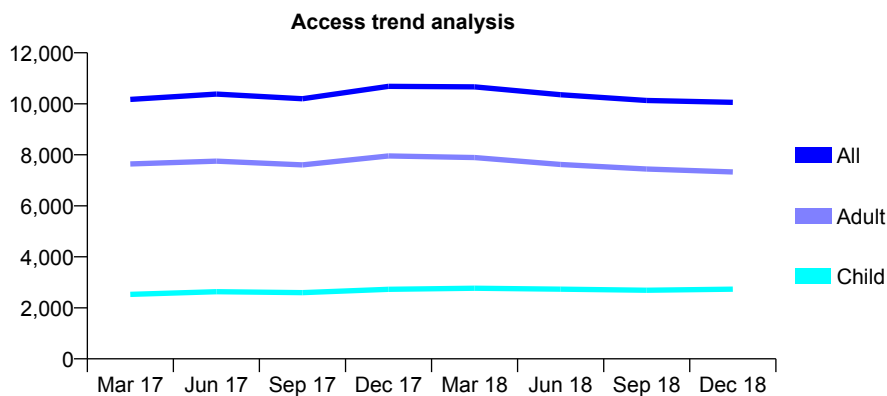
Q65 - Vital Signs At a Glance Contract Report for 101281/0226 - December 2018

Name or company name	OASIS DENTAL CARE LTD
Contract type name	GDS Contract
Purpose of contract	General
Contract start date	24/11/2010
Contract end date	

18/19 Contracted general activity (UDA)	31,290
Carry forward general activity (UDA)	0
18/19 Contracted orthodontic activity (UOA)	0
Carry forward orthodontic activity (UOA)	0
Baseline contract value	£855,079.14

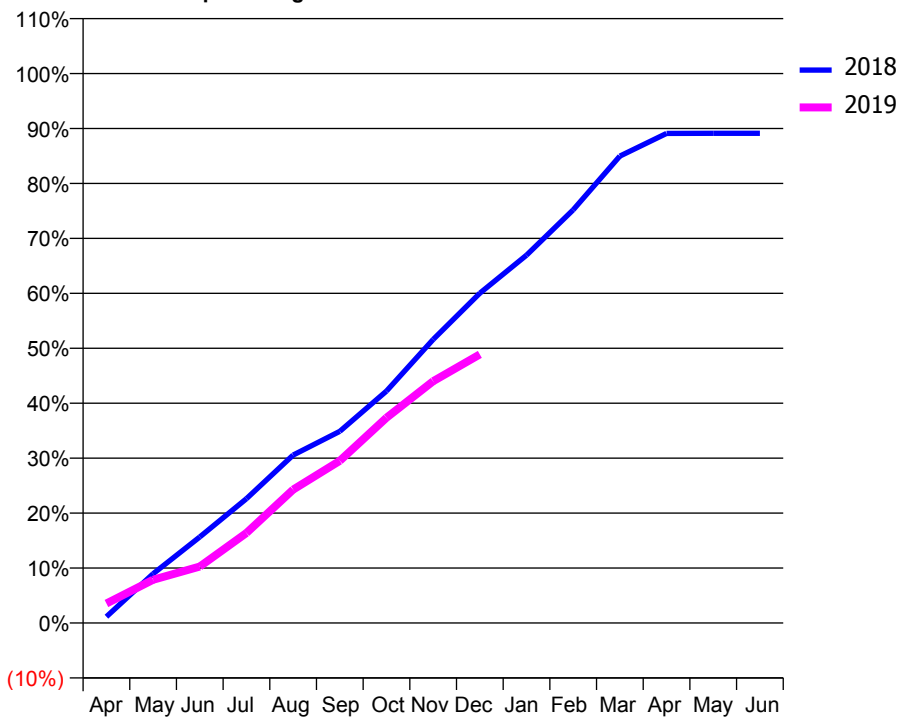
ACCESS*

Patients seen in 24 months	Total	Change since previous quarter
Quarter ending December 2017	10,684	
Quarter ending March 2018	10,663	→
Quarter ending June 2018	10,354	↓
Quarter ending September 2018	10,133	↓
Quarter ending December 2018	10,057	→
Variance since December 2017	(5.9%)	↓



ACTIVITY

Cumulative percentage of contracted UDA delivered 2018 & 2019



Month	Adjusted Scheduled Activity (UDA)	
	2018	2019
April	359	1,115
May	2,804	2,465
June	4,904	3,214
July	7,080	5,131
August	9,562	7,600
September	10,917	9,234
October	13,211	11,692
November	16,144	13,769
December	18,778	15,300
January	20,943	
February	23,526	
March	26,588	
April	27,876	
May	27,882	
June	27,883	

QUALITY

	Quantity	Base Number	Contract	AT	Region	England
% of FP17s for the same patient ID Re-attending within 3 months - Children	163	2,187	7.5%	9.6%	11.3%	11.8%
% of FP17s for the same patient ID Re-attending within 3 months - Adults	832	5,455	15.3%	13.7%	15.3%	15.6%
% of FP17s for the same patient ID Re-attending between 3 & 9 months - Children	1,054	2,187	48.2%	61.8%	61.1%	58.8%
% of FP17s for the same patient ID Re-attending between 3 & 9 months - Adults	2,593	5,455	47.5%	53.1%	52.4%	51.0%
% of FP17s for Band 1 Urgent Courses	667	7,133	9.4%	8.6%	9.5%	9.0%
% of FP17s Relating to Free Repair or Replacements	60	7,133	0.8%	0.8%	0.7%	0.8%
% of FP17s Relating to Continuations	126	7,133	1.8%	1.0%	0.8%	0.9%
% of Patients satisfied with the dentistry they have received	1	1	N/A	92.0%	93.1%	93.2%
% of Patients satisfied with the time they had to wait for an appointment	0	1	N/A	90.4%	87.8%	88.3%

* This is based on patients treated on this contract for their most recent course of treatment. Figures in italics indicate the base number of FP17s or Patient Questionnaire responses are less than 100. N/A is shown where the base number of responses is less than 10 during the period. % is calculated as Quantity/Base number*100

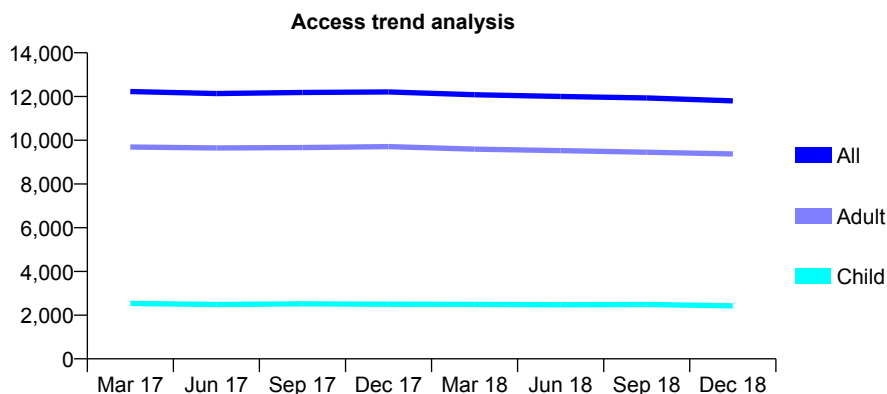
Q65 - Vital Signs At a Glance Contract Report for 101281/0253 - December 2018

Name or company name	OASIS DENTAL CARE LTD
Contract type name	GDS Contract
Purpose of contract	General
Contract start date	05/04/2013
Contract end date	

18/19 Contracted general activity (UDA)	41,045
Carry forward general activity (UDA)	0
18/19 Contracted orthodontic activity (UOA)	0
Carry forward orthodontic activity (UOA)	0
Baseline contract value	£1,231,601.75

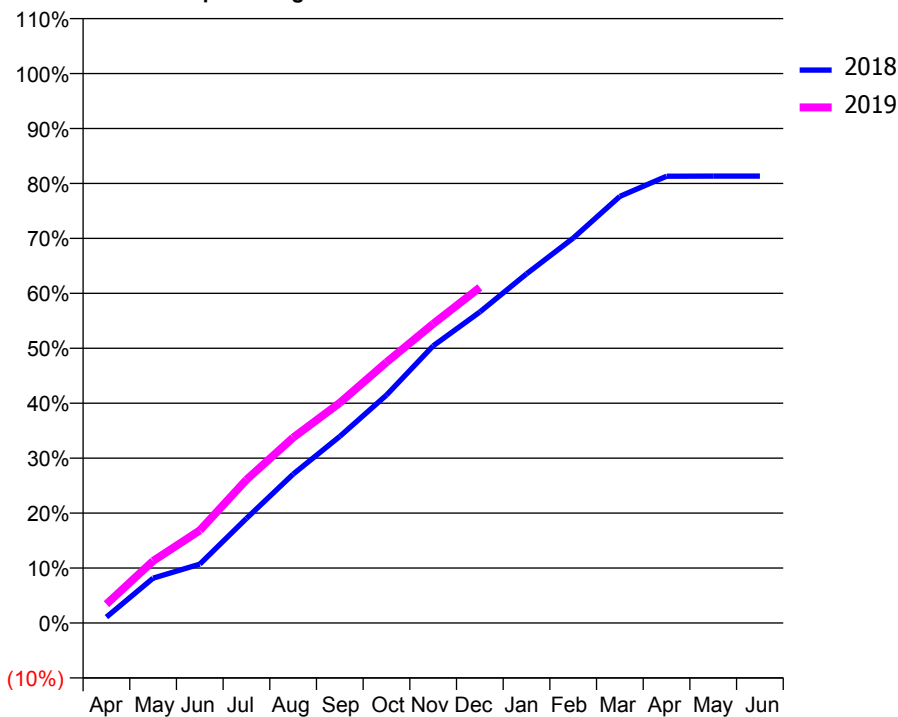
ACCESS*

Patients seen in 24 months	Total	Change since previous quarter
Quarter ending December 2017	12,208	
Quarter ending March 2018	12,083	↓
Quarter ending June 2018	12,001	→
Quarter ending September 2018	11,933	→
Quarter ending December 2018	11,801	↓
Variance since December 2017	(3.3%)	↓



ACTIVITY

Cumulative percentage of contracted UDA delivered 2018 & 2019



Month	Adjusted Scheduled Activity (UDA)	
	2018	2019
April	440	1,411
May	3,354	4,634
June	4,395	6,919
July	7,816	10,705
August	11,117	13,845
September	13,941	16,448
October	17,027	19,481
November	20,701	22,343
December	23,234	25,061
January	26,077	
February	28,750	
March	31,865	
April	33,370	
May	33,387	
June	33,386	

QUALITY

	Quantity	Base Number	Contract	AT	Region	England
% of FP17s for the same patient ID Re-attending within 3 months - Children	192	2,891	6.6%	9.6%	11.3%	11.8%
% of FP17s for the same patient ID Re-attending within 3 months - Adults	1,745	10,532	16.6%	13.7%	15.3%	15.6%
% of FP17s for the same patient ID Re-attending between 3 & 9 months - Children	1,934	2,891	66.9%	61.8%	61.1%	58.8%
% of FP17s for the same patient ID Re-attending between 3 & 9 months - Adults	6,056	10,532	57.5%	53.1%	52.4%	51.0%
% of FP17s for Band 1 Urgent Courses	1,216	12,711	9.6%	8.6%	9.5%	9.0%
% of FP17s Relating to Free Repair or Replacements	187	12,711	1.5%	0.8%	0.7%	0.8%
% of FP17s Relating to Continuations	176	12,711	1.4%	1.0%	0.8%	0.9%
% of Patients satisfied with the dentistry they have received	7	8	N/A	92.0%	93.1%	93.2%
% of Patients satisfied with the time they had to wait for an appointment	8	8	N/A	90.4%	87.8%	88.3%

* This is based on patients treated on this contract for their most recent course of treatment. Figures in italics indicate the base number of FP17s or Patient Questionnaire responses are less than 100. N/A is shown where the base number of responses is less than 10 during the period. % is calculated as Quantity/Base number*100

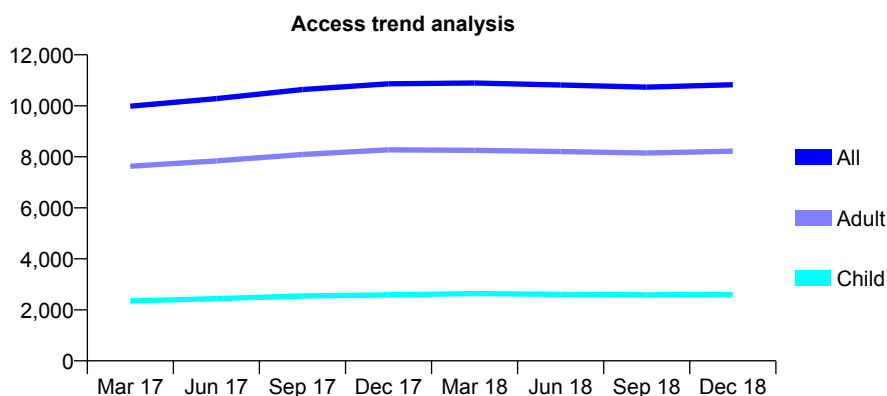
Q65 - Vital Signs At a Glance Contract Report for 101338/0029 - December 2018

Name or company name	Whitecross Dental Care Limited
Contract type name	GDS Contract
Purpose of contract	General
Contract start date	01/04/2006
Contract end date	

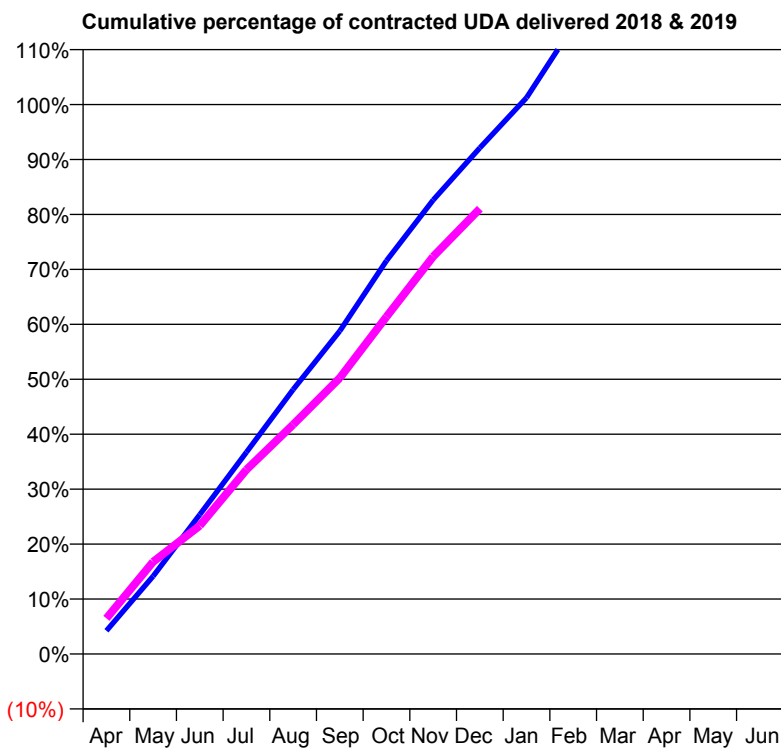
18/19 Contracted general activity (UDA)	22,095
Carry forward general activity (UDA)	0
18/19 Contracted orthodontic activity (UOA)	0
Carry forward orthodontic activity (UOA)	0
Baseline contract value	£472,899.62

ACCESS*

Patients seen in 24 months	Total	Change since previous quarter
Quarter ending December 2017	10,865	
Quarter ending March 2018	10,894	→
Quarter ending June 2018	10,817	→
Quarter ending September 2018	10,732	→
Quarter ending December 2018	10,827	→
Variance since December 2017	(0.3%)	→



ACTIVITY



Month	Adjusted Scheduled Activity (UDA)	
	2018	2019
April	936	1,435
May	3,128	3,706
June	5,604	5,162
July	8,117	7,412
August	10,637	9,227
September	12,989	11,103
October	15,816	13,561
November	18,254	15,980
December	20,353	17,908
January	22,369	
February	25,247	
March	27,186	
April	27,861	
May	27,907	
June	27,919	

QUALITY

	Quantity	Base Number	Contract	AT	Region	England
% of FP17s for the same patient ID Re-attending within 3 months - Children	68	2,762	2.5%	9.6%	11.3%	11.8%
% of FP17s for the same patient ID Re-attending within 3 months - Adults	295	7,674	3.8%	13.7%	15.3%	15.6%
% of FP17s for the same patient ID Re-attending between 3 & 9 months - Children	1,619	2,762	58.6%	61.8%	61.1%	58.8%
% of FP17s for the same patient ID Re-attending between 3 & 9 months - Adults	3,861	7,674	50.3%	53.1%	52.4%	51.0%
% of FP17s for Band 1 Urgent Courses	208	10,049	2.1%	8.6%	9.5%	9.0%
% of FP17s Relating to Free Repair or Replacements	27	10,049	0.3%	0.8%	0.7%	0.8%
% of FP17s Relating to Continuations	36	10,049	0.4%	1.0%	0.8%	0.9%
% of Patients satisfied with the dentistry they have received	5	5	N/A	92.0%	93.1%	93.2%
% of Patients satisfied with the time they had to wait for an appointment	4	5	N/A	90.4%	87.8%	88.3%

* This is based on patients treated on this contract for their most recent course of treatment. Figures in italics indicate the base number of FP17s or Patient Questionnaire responses are less than 100. N/A is shown where the base number of responses is less than 10 during the period. % is calculated as Quantity/Base number*100

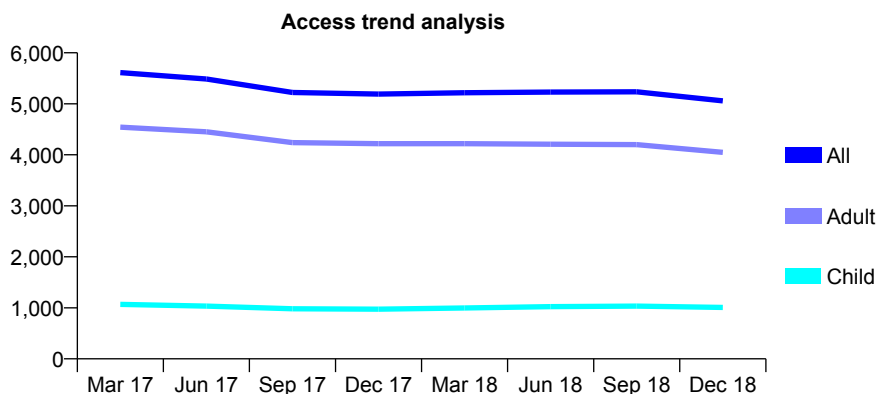
Q65 - Vital Signs At a Glance Contract Report for 101338/0060 - December 2018

Name or company name	Whitecross Dental Care Limited
Contract type name	GDS Contract
Purpose of contract	General
Contract start date	01/01/2008
Contract end date	

18/19 Contracted general activity (UDA)	21,000
Carry forward general activity (UDA)	0
18/19 Contracted orthodontic activity (UOA)	0
Carry forward orthodontic activity (UOA)	0
Baseline contract value	£560,641.15

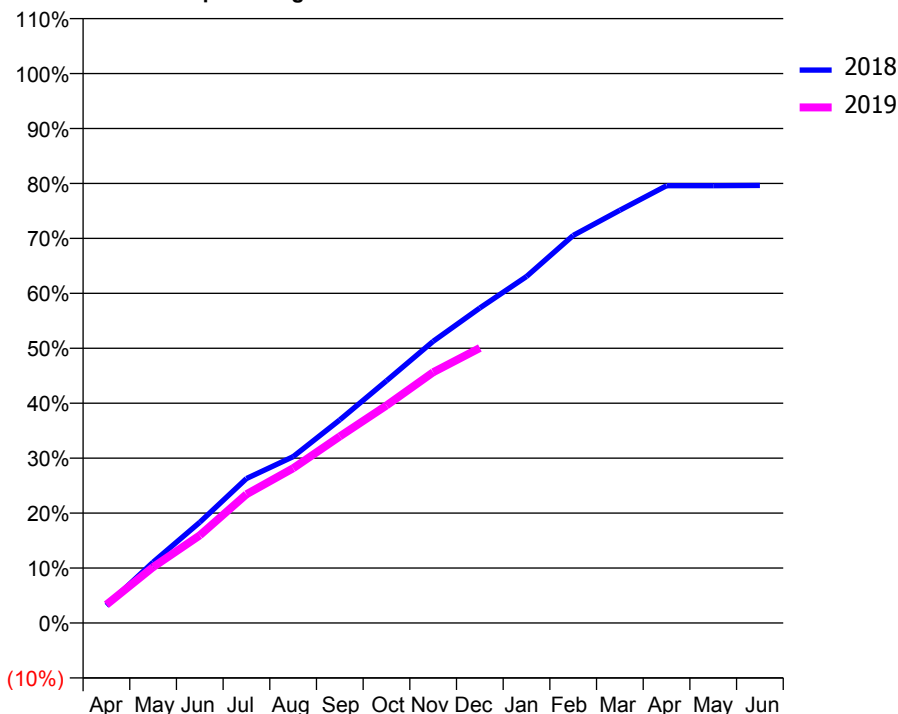
ACCESS*

Patients seen in 24 months	Total	Change since previous quarter
Quarter ending December 2017	5,192	
Quarter ending March 2018	5,217	→
Quarter ending June 2018	5,230	→
Quarter ending September 2018	5,235	→
Quarter ending December 2018	5,058	↓
Variance since December 2017	(2.6%)	↓



ACTIVITY

Cumulative percentage of contracted UDA delivered 2018 & 2019



Month	Adjusted Scheduled Activity (UDA)	
	2018	2019
April	568	698
May	1,993	2,139
June	3,302	3,351
July	4,733	4,922
August	5,447	5,916
September	6,655	7,129
October	7,935	8,316
November	9,227	9,586
December	10,318	10,511
January	11,351	
February	12,695	
March	13,521	
April	14,326	
May	14,326	
June	14,335	

QUALITY

	Quantity	Base Number	Contract	AT	Region	England
% of FP17s for the same patient ID Re-attending within 3 months - Children	49	1,010	4.9%	9.6%	11.3%	11.8%
% of FP17s for the same patient ID Re-attending within 3 months - Adults	309	3,667	8.4%	13.7%	15.3%	15.6%
% of FP17s for the same patient ID Re-attending between 3 & 9 months - Children	584	1,010	57.8%	61.8%	61.1%	58.8%
% of FP17s for the same patient ID Re-attending between 3 & 9 months - Adults	1,831	3,667	49.9%	53.1%	52.4%	51.0%
% of FP17s for Band 1 Urgent Courses	177	4,340	4.1%	8.6%	9.5%	9.0%
% of FP17s Relating to Free Repair or Replacements	17	4,340	0.4%	0.8%	0.7%	0.8%
% of FP17s Relating to Continuations	45	4,340	1.0%	1.0%	0.8%	0.9%
% of Patients satisfied with the dentistry they have received	5	5	N/A	92.0%	93.1%	93.2%
% of Patients satisfied with the time they had to wait for an appointment	5	5	N/A	90.4%	87.8%	88.3%

* This is based on patients treated on this contract for their most recent course of treatment. Figures in italics indicate the base number of FP17s or Patient Questionnaire responses are less than 100. N/A is shown where the base number of responses is less than 10 during the period. % is calculated as Quantity/Base number*100

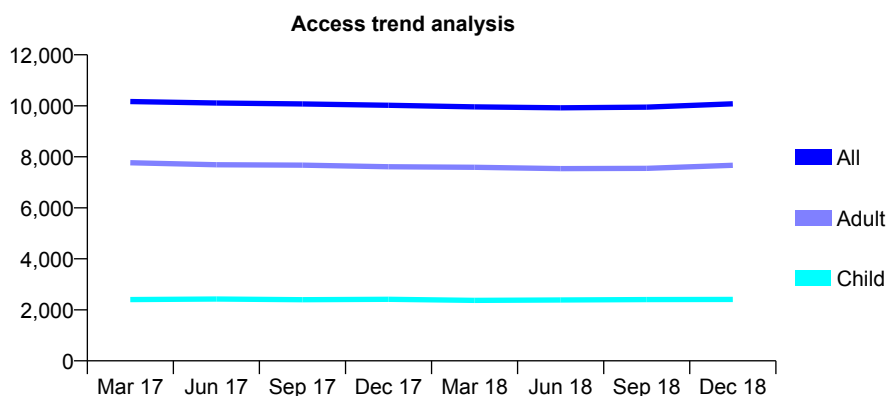
Q65 - Vital Signs At a Glance Contract Report for 101338/0066 - December 2018

Name or company name	Whitecross Dental Care Limited
Contract type name	GDS Contract
Purpose of contract	General
Contract start date	01/06/2008
Contract end date	

18/19 Contracted general activity (UDA)	31,000
Carry forward general activity (UDA)	0
18/19 Contracted orthodontic activity (UOA)	0
Carry forward orthodontic activity (UOA)	0
Baseline contract value	£766,412.84

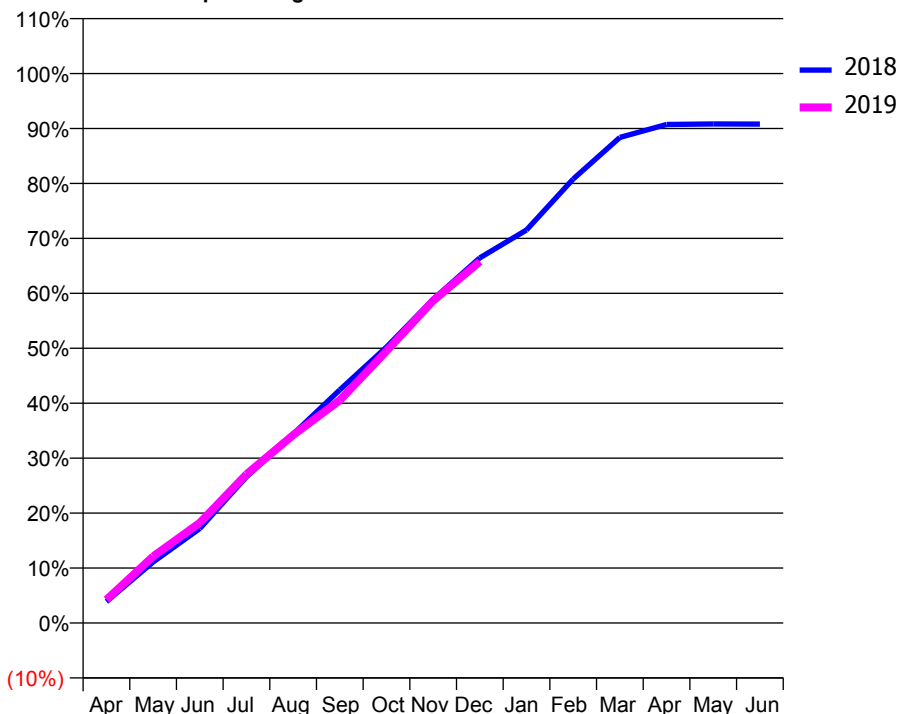
ACCESS*

Patients seen in 24 months	Total	Change since previous quarter
Quarter ending December 2017	10,021	
Quarter ending March 2018	9,959	→
Quarter ending June 2018	9,924	→
Quarter ending September 2018	9,949	→
Quarter ending December 2018	10,079	→
Variance since December 2017	0.6%	→



ACTIVITY

Cumulative percentage of contracted UDA delivered 2018 & 2019



Month	Adjusted Scheduled Activity (UDA)	
	2018	2019
April	1,113	1,312
May	3,167	3,761
June	4,899	5,653
July	7,585	8,389
August	9,794	10,601
September	12,096	12,568
October	14,314	15,346
November	16,791	18,190
December	18,943	20,392
January	20,384	
February	23,025	
March	25,187	
April	25,858	
May	25,887	
June	25,879	

QUALITY

	Quantity	Base Number	Contract	AT	Region	England
% of FP17s for the same patient ID Re-attending within 3 months - Children	127	2,387	5.3%	9.6%	11.3%	11.8%
% of FP17s for the same patient ID Re-attending within 3 months - Adults	850	7,138	11.9%	13.7%	15.3%	15.6%
% of FP17s for the same patient ID Re-attending between 3 & 9 months - Children	1,296	2,387	54.3%	61.8%	61.1%	58.8%
% of FP17s for the same patient ID Re-attending between 3 & 9 months - Adults	3,214	7,138	45.0%	53.1%	52.4%	51.0%
% of FP17s for Band 1 Urgent Courses	986	9,164	10.8%	8.6%	9.5%	9.0%
% of FP17s Relating to Free Repair or Replacements	25	9,164	0.3%	0.8%	0.7%	0.8%
% of FP17s Relating to Continuations	58	9,164	0.6%	1.0%	0.8%	0.9%
% of Patients satisfied with the dentistry they have received	4	4	N/A	92.0%	93.1%	93.2%
% of Patients satisfied with the time they had to wait for an appointment	4	4	N/A	90.4%	87.8%	88.3%

* This is based on patients treated on this contract for their most recent course of treatment. Figures in italics indicate the base number of FP17s or Patient Questionnaire responses are less than 100. N/A is shown where the base number of responses is less than 10 during the period. % is calculated as Quantity/Base number*100

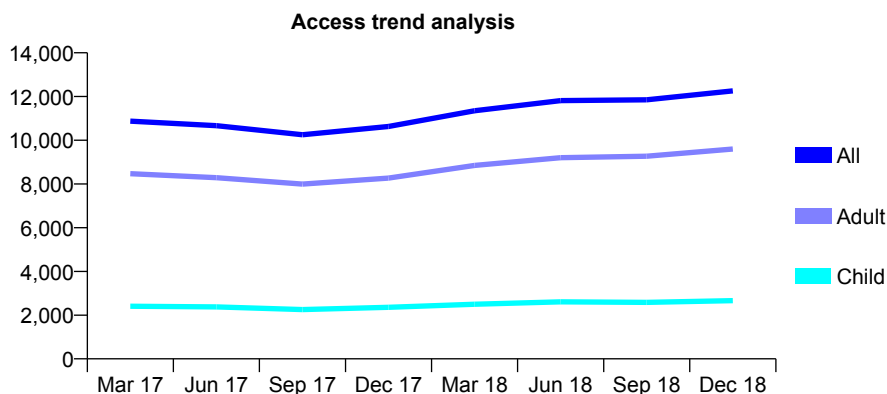
Q65 - Vital Signs At a Glance Contract Report for 101338/0097 - December 2018

Name or company name	Whitecross Dental Care Limited
Contract type name	GDS Contract
Purpose of contract	General
Contract start date	01/09/2009
Contract end date	

18/19 Contracted general activity (UDA)	37,500
Carry forward general activity (UDA)	0
18/19 Contracted orthodontic activity (UOA)	0
Carry forward orthodontic activity (UOA)	0
Baseline contract value	£1,005,124.69

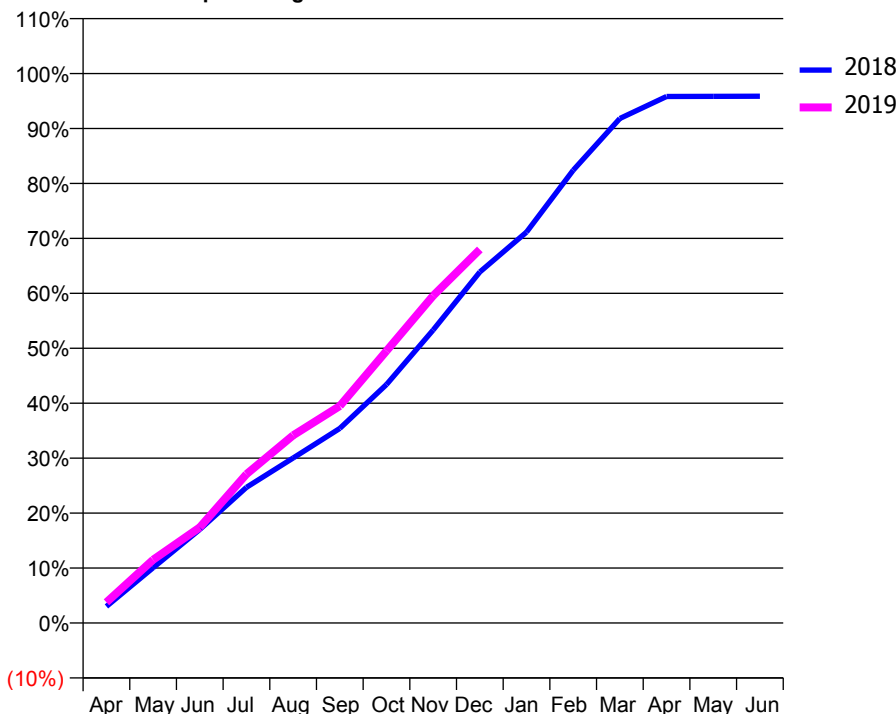
ACCESS*

Patients seen in 24 months	Total	Change since previous quarter
Quarter ending December 2017	10,628	
Quarter ending March 2018	11,351	↑
Quarter ending June 2018	11,811	↑
Quarter ending September 2018	11,850	→
Quarter ending December 2018	12,260	↑
Variance since December 2017	15.4%	↑



ACTIVITY

Cumulative percentage of contracted UDA delivered 2018 & 2019



Month	Adjusted Scheduled Activity (UDA)	
	2018	2019
April	967	1,415
May	3,221	4,317
June	5,448	6,529
July	7,898	10,159
August	9,610	12,807
September	11,332	14,806
October	13,891	18,570
November	17,064	22,333
December	20,442	25,492
January	22,764	
February	26,370	
March	29,384	
April	30,664	
May	30,672	
June	30,678	

QUALITY

	Quantity	Base Number	Contract	AT	Region	England
% of FP17s for the same patient ID Re-attending within 3 months - Children	151	2,764	5.5%	9.6%	11.3%	11.8%
% of FP17s for the same patient ID Re-attending within 3 months - Adults	1,243	9,442	13.2%	13.7%	15.3%	15.6%
% of FP17s for the same patient ID Re-attending between 3 & 9 months - Children	1,512	2,764	54.7%	61.8%	61.1%	58.8%
% of FP17s for the same patient ID Re-attending between 3 & 9 months - Adults	4,113	9,442	43.6%	53.1%	52.4%	51.0%
% of FP17s for Band 1 Urgent Courses	1,460	11,774	12.4%	8.6%	9.5%	9.0%
% of FP17s Relating to Free Repair or Replacements	90	11,774	0.8%	0.8%	0.7%	0.8%
% of FP17s Relating to Continuations	142	11,774	1.2%	1.0%	0.8%	0.9%
% of Patients satisfied with the dentistry they have received	17	17	100.0%	92.0%	93.1%	93.2%
% of Patients satisfied with the time they had to wait for an appointment	15	17	88.2%	90.4%	87.8%	88.3%

* This is based on patients treated on this contract for their most recent course of treatment. Figures in italics indicate the base number of FP17s or Patient Questionnaire responses are less than 100. N/A is shown where the base number of responses is less than 10 during the period. % is calculated as Quantity/Base number*100

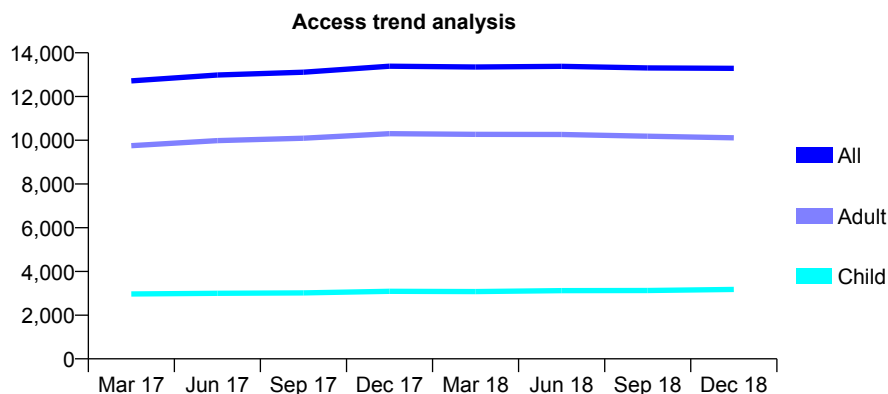
Q65 - Vital Signs At a Glance Contract Report for 101362/0045 - December 2018

Name or company name	Rodericks Dental Limited
Contract type name	GDS Contract
Purpose of contract	General and Orthodontic
Contract start date	01/02/2012
Contract end date	

18/19 Contracted general activity (UDA)	33,727
Carry forward general activity (UDA)	-555
18/19 Contracted orthodontic activity (UOA)	954
Carry forward orthodontic activity (UOA)	0
Baseline contract value	£780,298.96

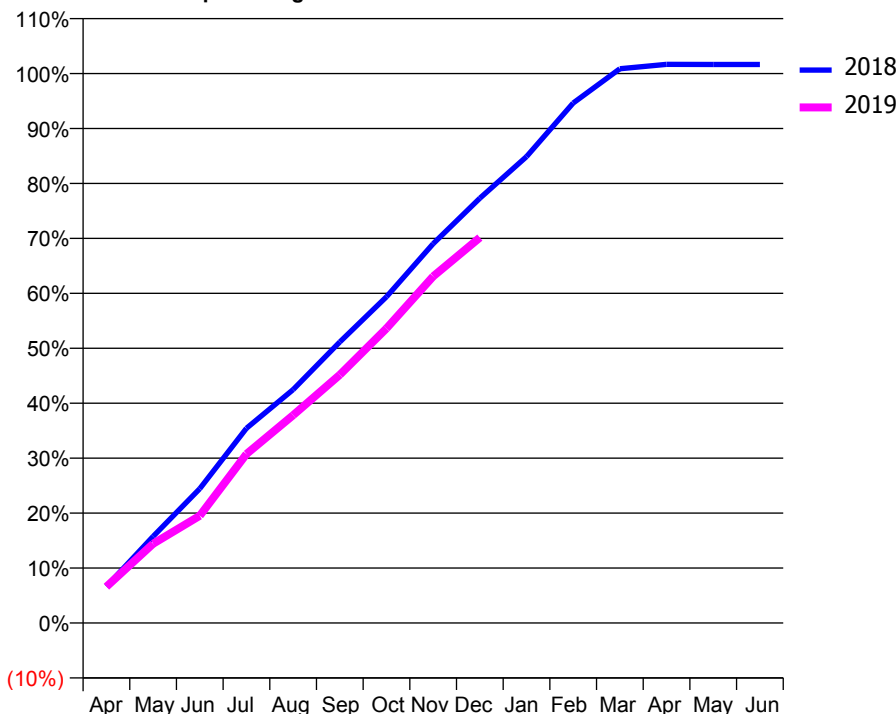
ACCESS*

Patients seen in 24 months	Total	Change since previous quarter
Quarter ending December 2017	13,385	
Quarter ending March 2018	13,352	→
Quarter ending June 2018	13,383	→
Quarter ending September 2018	13,309	→
Quarter ending December 2018	13,290	→
Variance since December 2017	(0.7%)	→



ACTIVITY

Cumulative percentage of contracted UDA delivered 2018 & 2019



Month	Adjusted Scheduled Activity (UDA)	
	2018	2019
April	2,248	2,228
May	5,317	4,866
June	8,244	6,588
July	11,953	10,370
August	14,329	12,758
September	17,249	15,239
October	20,023	18,087
November	23,281	21,274
December	26,074	23,659
January	28,625	
February	31,913	
March	34,022	
April	34,293	
May	34,282	
June	34,282	

QUALITY

	Quantity	Base Number	Contract	AT	Region	England
% of FP17s for the same patient ID Re-attending within 3 months - Children	180	3,255	5.5%	9.6%	11.3%	11.8%
% of FP17s for the same patient ID Re-attending within 3 months - Adults	918	8,901	10.3%	13.7%	15.3%	15.6%
% of FP17s for the same patient ID Re-attending between 3 & 9 months - Children	1,866	3,255	57.3%	61.8%	61.1%	58.8%
% of FP17s for the same patient ID Re-attending between 3 & 9 months - Adults	4,204	8,901	47.2%	53.1%	52.4%	51.0%
% of FP17s for Band 1 Urgent Courses	981	11,936	8.2%	8.6%	9.5%	9.0%
% of FP17s Relating to Free Repair or Replacements	123	11,936	1.0%	0.8%	0.7%	0.8%
% of FP17s Relating to Continuations	71	11,936	0.6%	1.0%	0.8%	0.9%
% of Patients satisfied with the dentistry they have received	7	8	N/A	92.0%	93.1%	93.2%
% of Patients satisfied with the time they had to wait for an appointment	7	8	N/A	90.4%	87.8%	88.3%

* This is based on patients treated on this contract for their most recent course of treatment. Figures in italics indicate the base number of FP17s or Patient Questionnaire responses are less than 100. N/A is shown where the base number of responses is less than 10 during the period. % is calculated as Quantity/Base number*100

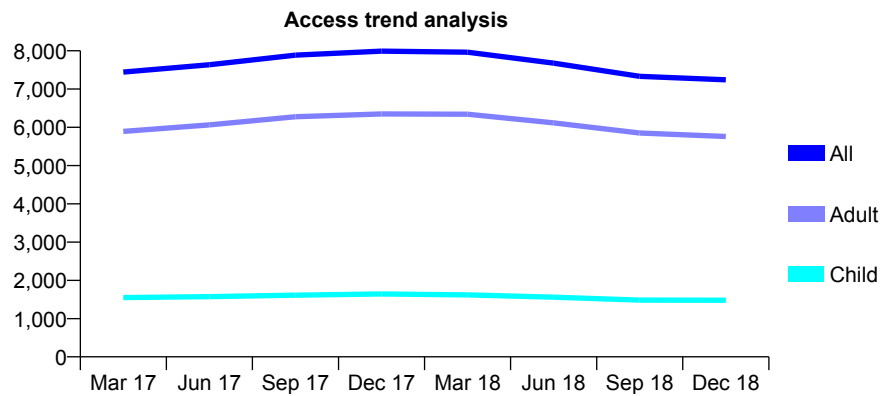
Q65 - Vital Signs At a Glance Contract Report for 101362/0046 - December 2018

Name or company name	Rodericks Dental Limited
Contract type name	GDS Contract
Purpose of contract	General
Contract start date	01/02/2012
Contract end date	

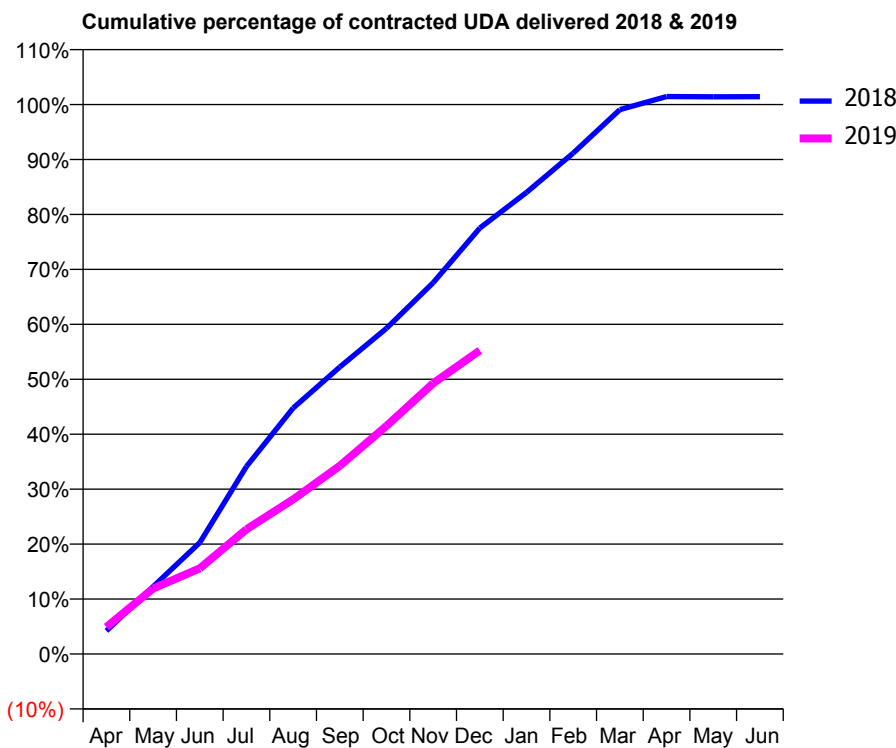
18/19 Contracted general activity (UDA)	20,083
Carry forward general activity (UDA)	-286
18/19 Contracted orthodontic activity (UOA)	0
Carry forward orthodontic activity (UOA)	0
Baseline contract value	£512,992.55

ACCESS*

Patients seen in 24 months	Total	Change since previous quarter
Quarter ending December 2017	7,993	
Quarter ending March 2018	7,963	→
Quarter ending June 2018	7,676	↓
Quarter ending September 2018	7,334	↓
Quarter ending December 2018	7,241	↓
Variance since December 2017	(9.4%)	↓



ACTIVITY



Month	Adjusted Scheduled Activity (UDA)	
	2018	2019
April	846	985
May	2,462	2,396
June	4,074	3,134
July	6,853	4,559
August	8,988	5,651
September	10,488	6,879
October	11,904	8,335
November	13,572	9,894
December	15,569	11,095
January	16,869	
February	18,308	
March	19,896	
April	20,374	
May	20,365	
June	20,369	

QUALITY

	Quantity	Base Number	Contract	AT	Region	England
% of FP17s for the same patient ID Re-attending within 3 months - Children	111	1,342	8.3%	9.6%	11.3%	11.8%
% of FP17s for the same patient ID Re-attending within 3 months - Adults	592	4,509	13.1%	13.7%	15.3%	15.6%
% of FP17s for the same patient ID Re-attending between 3 & 9 months - Children	646	1,342	48.1%	61.8%	61.1%	58.8%
% of FP17s for the same patient ID Re-attending between 3 & 9 months - Adults	1,890	4,509	41.9%	53.1%	52.4%	51.0%
% of FP17s for Band 1 Urgent Courses	766	5,643	13.6%	8.6%	9.5%	9.0%
% of FP17s Relating to Free Repair or Replacements	39	5,643	0.7%	0.8%	0.7%	0.8%
% of FP17s Relating to Continuations	9	5,643	0.2%	1.0%	0.8%	0.9%
% of Patients satisfied with the dentistry they have received	3	4	N/A	92.0%	93.1%	93.2%
% of Patients satisfied with the time they had to wait for an appointment	3	4	N/A	90.4%	87.8%	88.3%

* This is based on patients treated on this contract for their most recent course of treatment. Figures in italics indicate the base number of FP17s or Patient Questionnaire responses are less than 100. N/A is shown where the base number of responses is less than 10 during the period. % is calculated as Quantity/Base number*100

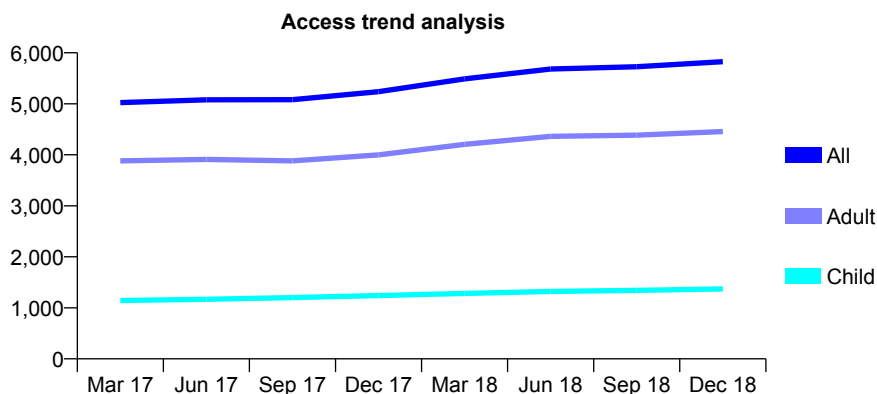
Q65 - Vital Signs At a Glance Contract Report for 101362/0047 - December 2018

Name or company name	Rodericks Dental Limited
Contract type name	GDS Contract
Purpose of contract	General
Contract start date	01/02/2012
Contract end date	

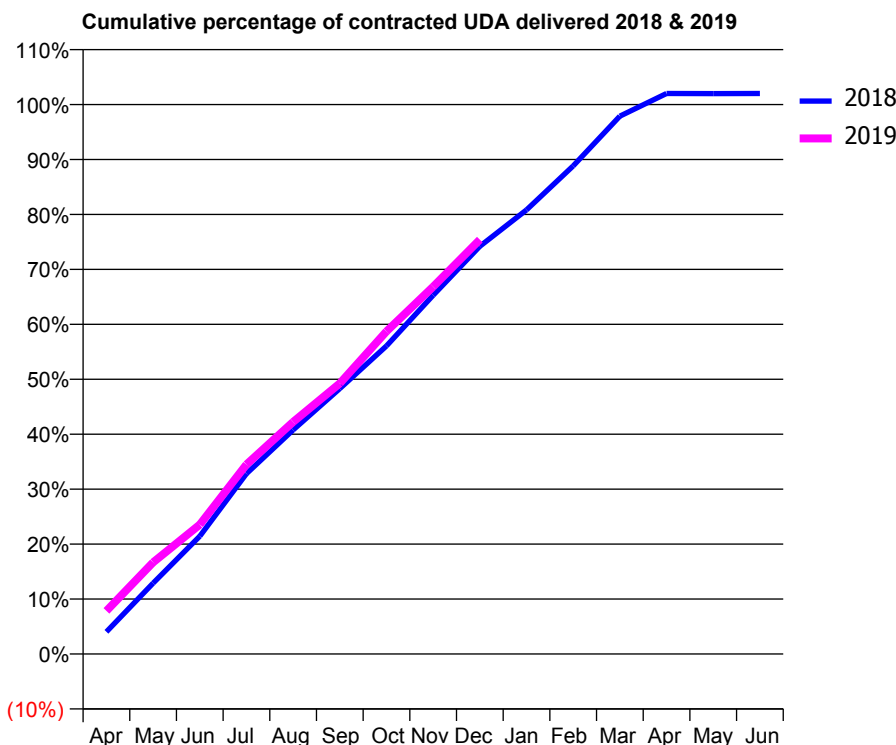
18/19 Contracted general activity (UDA)	13,456
Carry forward general activity (UDA)	-269
18/19 Contracted orthodontic activity (UOA)	0
Carry forward orthodontic activity (UOA)	0
Baseline contract value	£412,504.45

ACCESS*

Patients seen in 24 months	Total	Change since previous quarter
Quarter ending December 2017	5,238	
Quarter ending March 2018	5,488	↑
Quarter ending June 2018	5,683	↑
Quarter ending September 2018	5,728	→
Quarter ending December 2018	5,827	→
Variance since December 2017	11.2%	↑



ACTIVITY



Month	Adjusted Scheduled Activity (UDA)	
	2018	2019
April	543	1,058
May	1,735	2,246
June	2,886	3,170
July	4,417	4,641
August	5,487	5,682
September	6,501	6,628
October	7,545	7,902
November	8,784	8,995
December	9,985	10,149
January	10,876	
February	11,954	
March	13,170	
April	13,727	
May	13,724	
June	13,727	

QUALITY

	Quantity	Base Number	Contract	AT	Region	England
% of FP17s for the same patient ID Re-attending within 3 months - Children	145	1,766	8.2%	9.6%	11.3%	11.8%
% of FP17s for the same patient ID Re-attending within 3 months - Adults	643	4,483	14.3%	13.7%	15.3%	15.6%
% of FP17s for the same patient ID Re-attending between 3 & 9 months - Children	1,197	1,766	67.8%	61.8%	61.1%	58.8%
% of FP17s for the same patient ID Re-attending between 3 & 9 months - Adults	2,229	4,483	49.7%	53.1%	52.4%	51.0%
% of FP17s for Band 1 Urgent Courses	384	4,838	7.9%	8.6%	9.5%	9.0%
% of FP17s Relating to Free Repair or Replacements	85	4,838	1.8%	0.8%	0.7%	0.8%
% of FP17s Relating to Continuations	115	4,838	2.4%	1.0%	0.8%	0.9%
% of Patients satisfied with the dentistry they have received	2	3	N/A	92.0%	93.1%	93.2%
% of Patients satisfied with the time they had to wait for an appointment	2	3	N/A	90.4%	87.8%	88.3%

* This is based on patients treated on this contract for their most recent course of treatment. Figures in italics indicate the base number of FP17s or Patient Questionnaire responses are less than 100. N/A is shown where the base number of responses is less than 10 during the period. % is calculated as Quantity/Base number*100

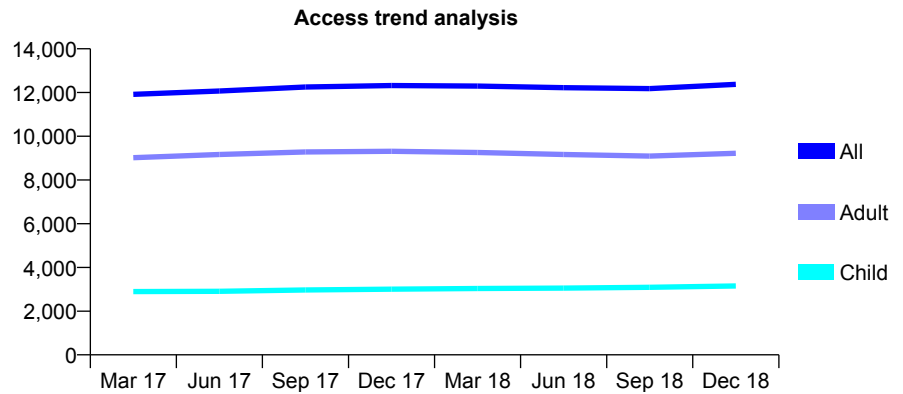
Q65 - Vital Signs At a Glance Contract Report for 101362/0048 - December 2018

Name or company name	Rodericks Dental Limited
Contract type name	GDS Contract
Purpose of contract	General
Contract start date	01/02/2012
Contract end date	

18/19 Contracted general activity (UDA)	36,000
Carry forward general activity (UDA)	0
18/19 Contracted orthodontic activity (UOA)	0
Carry forward orthodontic activity (UOA)	0
Baseline contract value	£835,747.99

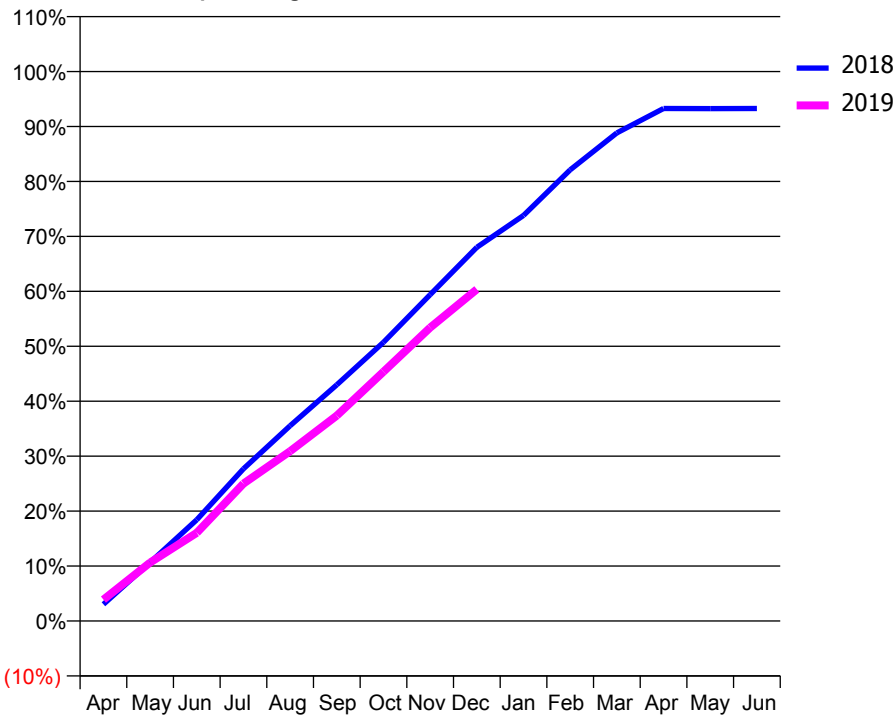
ACCESS*

Patients seen in 24 months	Total	Change since previous quarter
Quarter ending December 2017	12,318	
Quarter ending March 2018	12,294	→
Quarter ending June 2018	12,223	→
Quarter ending September 2018	12,180	→
Quarter ending December 2018	12,372	→
Variance since December 2017	0.4%	→



ACTIVITY

Cumulative percentage of contracted UDA delivered 2018 & 2019



Month	2018	2019
April	1,095	1,405
May	3,843	3,830
June	6,631	5,779
July	9,975	9,006
August	12,790	11,125
September	15,477	13,455
October	18,259	16,335
November	21,378	19,221
December	24,480	21,730
January	26,571	
February	29,557	
March	31,977	
April	33,577	
May	33,571	
June	33,574	

QUALITY

	Quantity	Base Number	Contract	AT	Region	England
% of FP17s for the same patient ID Re-attending within 3 months - Children	201	3,140	6.4%	9.6%	11.3%	11.8%
% of FP17s for the same patient ID Re-attending within 3 months - Adults	907	7,691	11.8%	13.7%	15.3%	15.6%
% of FP17s for the same patient ID Re-attending between 3 & 9 months - Children	1,793	3,140	57.1%	61.8%	61.1%	58.8%
% of FP17s for the same patient ID Re-attending between 3 & 9 months - Adults	3,264	7,691	42.4%	53.1%	52.4%	51.0%
% of FP17s for Band 1 Urgent Courses	871	10,065	8.7%	8.6%	9.5%	9.0%
% of FP17s Relating to Free Repair or Replacements	53	10,065	0.5%	0.8%	0.7%	0.8%
% of FP17s Relating to Continuations	64	10,065	0.6%	1.0%	0.8%	0.9%
% of Patients satisfied with the dentistry they have received	5	5	N/A	92.0%	93.1%	93.2%
% of Patients satisfied with the time they had to wait for an appointment	5	5	N/A	90.4%	87.8%	88.3%

* This is based on patients treated on this contract for their most recent course of treatment. Figures in italics indicate the base number of FP17s or Patient Questionnaire responses are less than 100. N/A is shown where the base number of responses is less than 10 during the period. % is calculated as Quantity/Base number*100

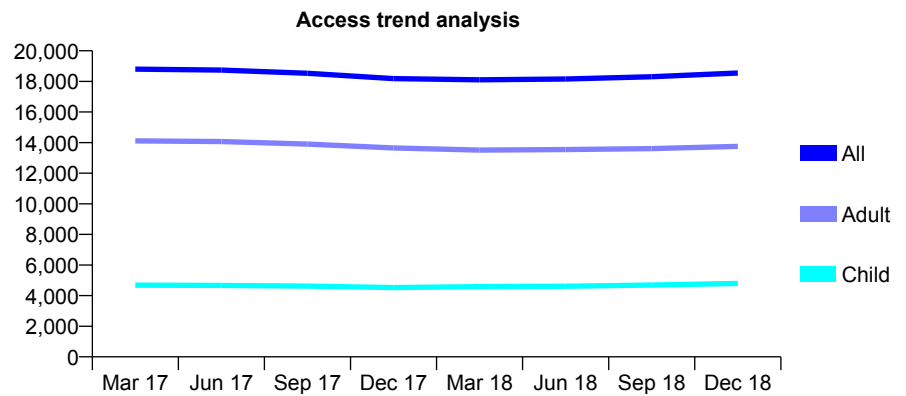
Q65 - Vital Signs At a Glance Contract Report for 101370/0030 - December 2018

Name or company name	Petrie Tucker & Partners Ltd
Contract type name	GDS Contract
Purpose of contract	General
Contract start date	01/04/2006
Contract end date	

18/19 Contracted general activity (UDA)	61,735
Carry forward general activity (UDA)	0
18/19 Contracted orthodontic activity (UOA)	0
Carry forward orthodontic activity (UOA)	0
Baseline contract value	£1,362,173.49

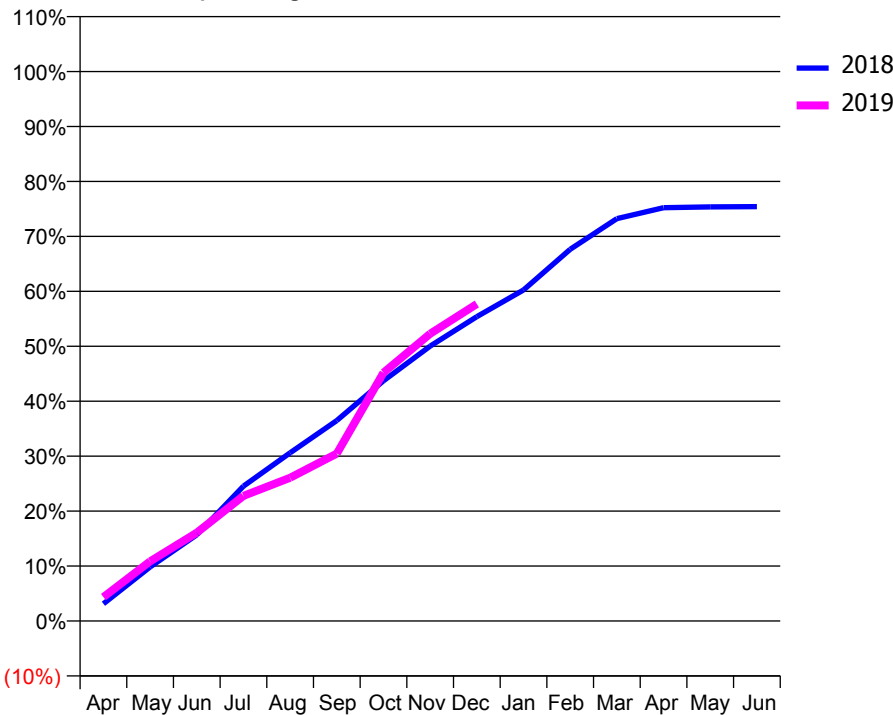
ACCESS*

Patients seen in 24 months	Total	Change since previous quarter
Quarter ending December 2017	18,179	
Quarter ending March 2018	18,102	→
Quarter ending June 2018	18,159	→
Quarter ending September 2018	18,303	→
Quarter ending December 2018	18,552	→
Variance since December 2017	2.1%	↑



ACTIVITY

Cumulative percentage of contracted UDA delivered 2018 & 2019



Month	Adjusted Scheduled Activity (UDA)	
	2018	2019
April	1,944	2,682
May	6,074	6,711
June	9,680	9,932
July	15,157	14,058
August	18,892	16,093
September	22,525	18,803
October	26,993	27,909
November	30,880	32,271
December	34,202	35,622
January	37,186	
February	41,755	
March	45,206	
April	46,441	
May	46,531	
June	46,556	

QUALITY

	Quantity	Base Number	Contract	AT	Region	England
% of FP17s for the same patient ID Re-attending within 3 months - Children	333	5,525	6.0%	9.6%	11.3%	11.8%
% of FP17s for the same patient ID Re-attending within 3 months - Adults	1,489	14,548	10.2%	13.7%	15.3%	15.6%
% of FP17s for the same patient ID Re-attending between 3 & 9 months - Children	3,269	5,525	59.2%	61.8%	61.1%	58.8%
% of FP17s for the same patient ID Re-attending between 3 & 9 months - Adults	8,068	14,548	55.5%	53.1%	52.4%	51.0%
% of FP17s for Band 1 Urgent Courses	872	19,398	4.5%	8.6%	9.5%	9.0%
% of FP17s Relating to Free Repair or Replacements	117	19,398	0.6%	0.8%	0.7%	0.8%
% of FP17s Relating to Continuations	281	19,398	1.4%	1.0%	0.8%	0.9%
% of Patients satisfied with the dentistry they have received	6	7	N/A	92.0%	93.1%	93.2%
% of Patients satisfied with the time they had to wait for an appointment	6	7	N/A	90.4%	87.8%	88.3%

* This is based on patients treated on this contract for their most recent course of treatment. Figures in italics indicate the base number of FP17s or Patient Questionnaire responses are less than 100. N/A is shown where the base number of responses is less than 10 during the period. % is calculated as Quantity/Base number*100

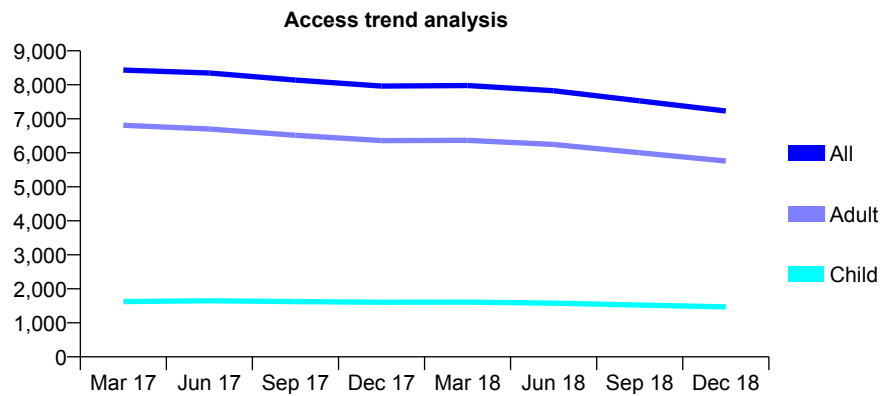
Q65 - Vital Signs At a Glance Contract Report for 101370/0031 - December 2018

Name or company name	Petrie Tucker & Partners Ltd
Contract type name	GDS Contract
Purpose of contract	General
Contract start date	01/04/2006
Contract end date	

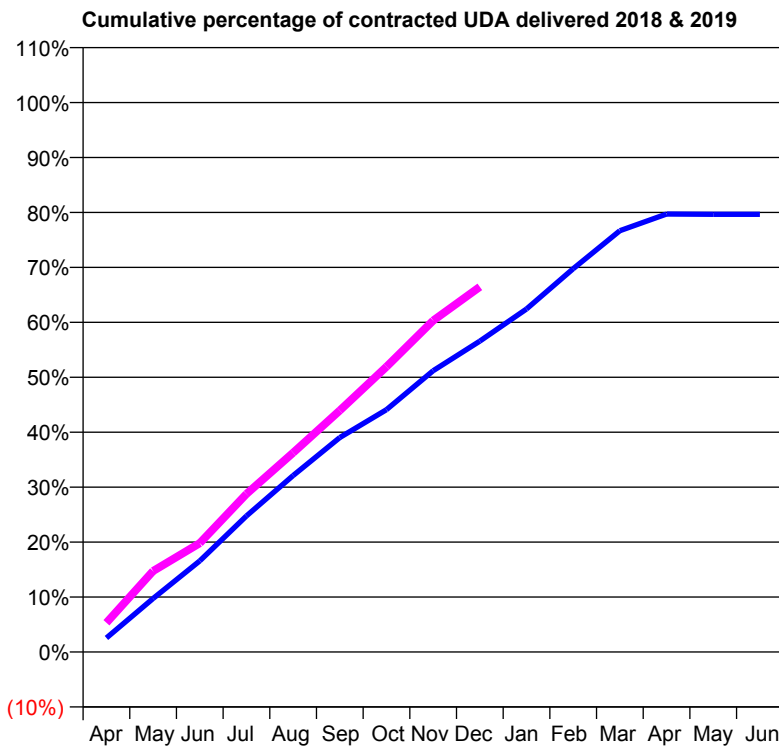
18/19 Contracted general activity (UDA)	23,500
Carry forward general activity (UDA)	0
18/19 Contracted orthodontic activity (UOA)	0
Carry forward orthodontic activity (UOA)	0
Baseline contract value	£499,231.03

ACCESS*

Patients seen in 24 months	Total	Change since previous quarter
Quarter ending December 2017	7,963	
Quarter ending March 2018	7,978	→
Quarter ending June 2018	7,825	↓
Quarter ending September 2018	7,527	↓
Quarter ending December 2018	7,229	↓
Variance since December 2017	(9.2%)	↓



ACTIVITY



Month	Adjusted Scheduled Activity (UDA)	
	2018	2019
April	745	1,249
May	2,822	3,463
June	4,810	4,655
July	7,182	6,762
August	9,314	8,522
September	11,321	10,332
October	12,790	12,202
November	14,844	14,172
December	16,411	15,618
January	18,104	
February	20,227	
March	22,235	
April	23,114	
May	23,102	
June	23,099	

QUALITY

	Quantity	Base Number	Contract	AT	Region	England
% of FP17s for the same patient ID Re-attending within 3 months - Children	109	1,446	7.5%	9.6%	11.3%	11.8%
% of FP17s for the same patient ID Re-attending within 3 months - Adults	550	4,841	11.4%	13.7%	15.3%	15.6%
% of FP17s for the same patient ID Re-attending between 3 & 9 months - Children	756	1,446	52.3%	61.8%	61.1%	58.8%
% of FP17s for the same patient ID Re-attending between 3 & 9 months - Adults	2,249	4,841	46.5%	53.1%	52.4%	51.0%
% of FP17s for Band 1 Urgent Courses	312	5,919	5.3%	8.6%	9.5%	9.0%
% of FP17s Relating to Free Repair or Replacements	26	5,919	0.4%	0.8%	0.7%	0.8%
% of FP17s Relating to Continuations	97	5,919	1.6%	1.0%	0.8%	0.9%
% of Patients satisfied with the dentistry they have received	8	8	N/A	92.0%	93.1%	93.2%
% of Patients satisfied with the time they had to wait for an appointment	7	8	N/A	90.4%	87.8%	88.3%

* This is based on patients treated on this contract for their most recent course of treatment. Figures in italics indicate the base number of FP17s or Patient Questionnaire responses are less than 100. N/A is shown where the base number of responses is less than 10 during the period. % is calculated as Quantity/Base number*100

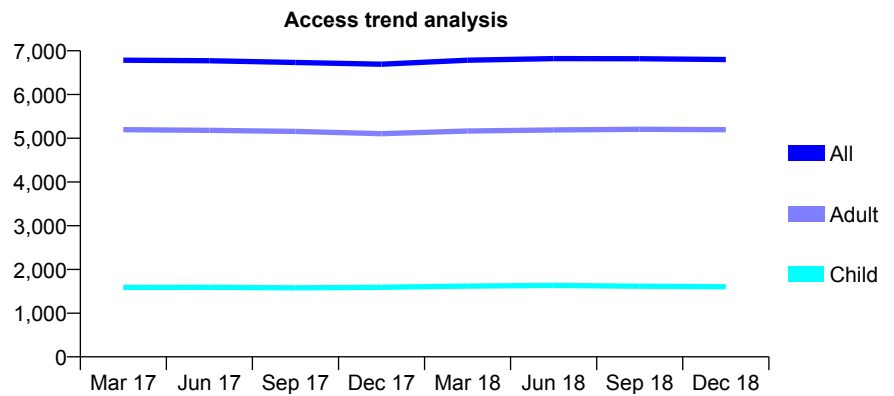
Q65 - Vital Signs At a Glance Contract Report for 101370/0041 - December 2018

Name or company name	Petrie Tucker & Partners Ltd
Contract type name	GDS Contract
Purpose of contract	General
Contract start date	01/04/2006
Contract end date	

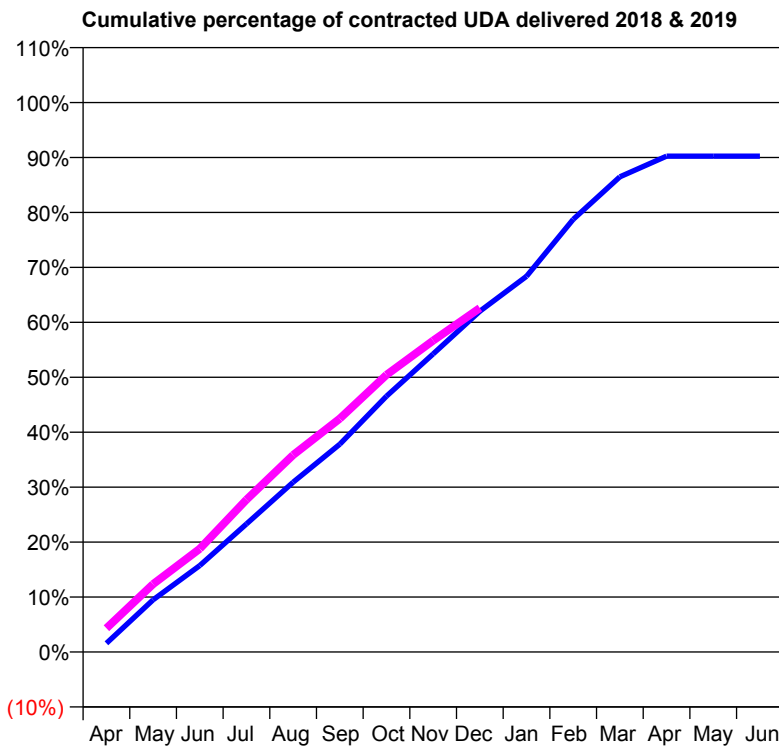
18/19 Contracted general activity (UDA)	18,250
Carry forward general activity (UDA)	0
18/19 Contracted orthodontic activity (UOA)	0
Carry forward orthodontic activity (UOA)	0
Baseline contract value	£418,271.86

ACCESS*

Patients seen in 24 months	Total	Change since previous quarter
Quarter ending December 2017	6,694	
Quarter ending March 2018	6,784	→
Quarter ending June 2018	6,823	→
Quarter ending September 2018	6,819	→
Quarter ending December 2018	6,800	→
Variance since December 2017	1.6%	→



ACTIVITY



Month	Adjusted Scheduled Activity (UDA)	
	2018	2019
April	291	791
May	1,736	2,257
June	2,873	3,432
July	4,255	5,062
August	5,639	6,545
September	6,901	7,751
October	8,495	9,204
November	9,900	10,344
December	11,318	11,423
January	12,479	
February	14,367	
March	15,784	
April	16,469	
May	16,469	
June	16,469	

QUALITY

	Quantity	Base Number	Contract	AT	Region	England
% of FP17s for the same patient ID Re-attending within 3 months - Children	103	1,712	6.0%	9.6%	11.3%	11.8%
% of FP17s for the same patient ID Re-attending within 3 months - Adults	493	4,653	10.6%	13.7%	15.3%	15.6%
% of FP17s for the same patient ID Re-attending between 3 & 9 months - Children	1,047	1,712	61.2%	61.8%	61.1%	58.8%
% of FP17s for the same patient ID Re-attending between 3 & 9 months - Adults	2,258	4,653	48.5%	53.1%	52.4%	51.0%
% of FP17s for Band 1 Urgent Courses	395	5,673	7.0%	8.6%	9.5%	9.0%
% of FP17s Relating to Free Repair or Replacements	37	5,673	0.7%	0.8%	0.7%	0.8%
% of FP17s Relating to Continuations	62	5,673	1.1%	1.0%	0.8%	0.9%
% of Patients satisfied with the dentistry they have received	5	6	N/A	92.0%	93.1%	93.2%
% of Patients satisfied with the time they had to wait for an appointment	6	6	N/A	90.4%	87.8%	88.3%

* This is based on patients treated on this contract for their most recent course of treatment. Figures in italics indicate the base number of FP17s or Patient Questionnaire responses are less than 100. N/A is shown where the base number of responses is less than 10 during the period. % is calculated as Quantity/Base number*100

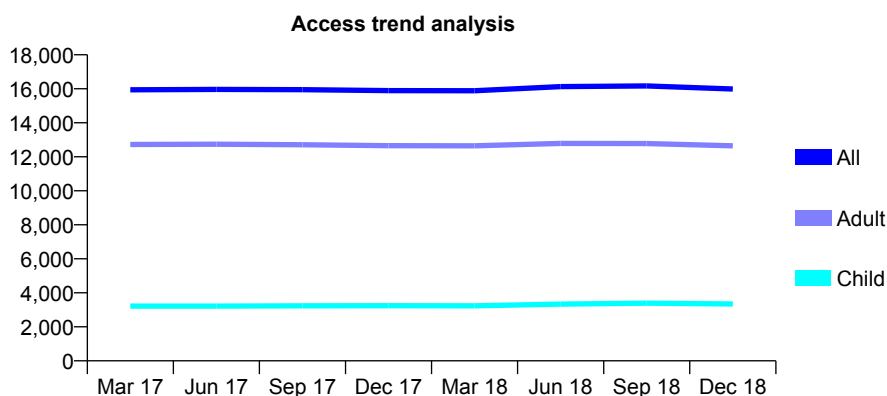
Q65 - Vital Signs At a Glance Contract Report for 101370/0050 - December 2018

Name or company name	Petrie Tucker & Partners Ltd
Contract type name	GDS Contract
Purpose of contract	General
Contract start date	01/04/2006
Contract end date	

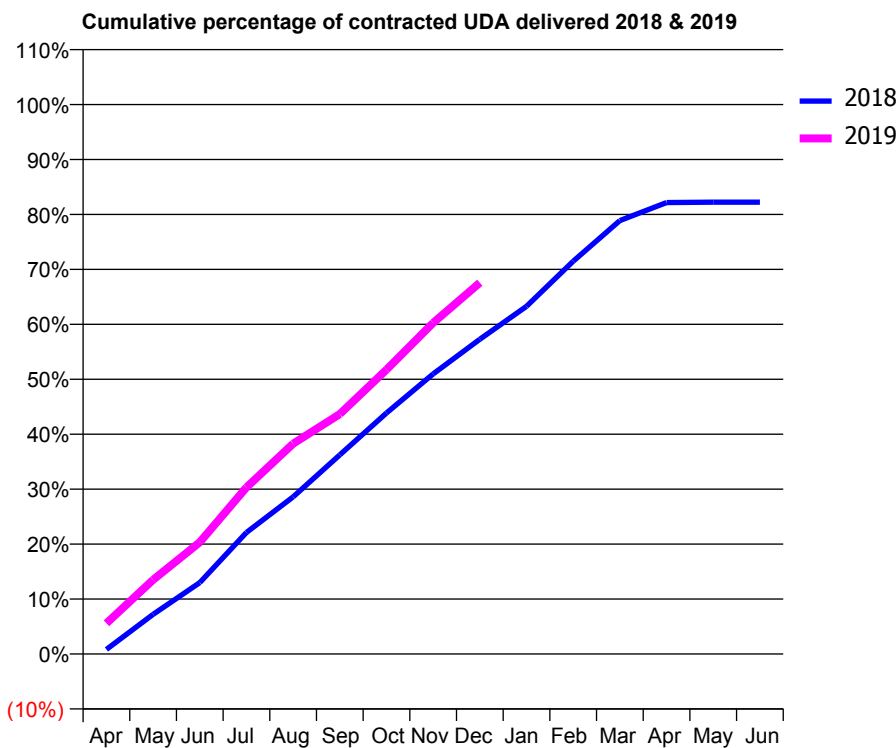
18/19 Contracted general activity (UDA)	45,000
Carry forward general activity (UDA)	0
18/19 Contracted orthodontic activity (UOA)	0
Carry forward orthodontic activity (UOA)	0
Baseline contract value	£976,348.84

ACCESS*

Patients seen in 24 months	Total	Change since previous quarter
Quarter ending December 2017	15,896	
Quarter ending March 2018	15,884	→
Quarter ending June 2018	16,128	→
Quarter ending September 2018	16,168	→
Quarter ending December 2018	15,992	↓
Variance since December 2017	0.6%	→



ACTIVITY



Month	Adjusted Scheduled Activity (UDA)	
	2018	2019
April	455	2,520
May	3,872	6,072
June	6,984	9,156
July	11,881	13,646
August	15,368	17,230
September	19,473	19,651
October	23,565	23,284
November	27,382	27,121
December	30,771	30,412
January	34,000	
February	38,408	
March	42,373	
April	44,140	
May	44,175	
June	44,180	

QUALITY

	Quantity	Base Number	Contract	AT	Region	England
% of FP17s for the same patient ID Re-attending within 3 months - Children	225	3,738	6.0%	9.6%	11.3%	11.8%
% of FP17s for the same patient ID Re-attending within 3 months - Adults	1,066	12,134	8.8%	13.7%	15.3%	15.6%
% of FP17s for the same patient ID Re-attending between 3 & 9 months - Children	2,316	3,738	62.0%	61.8%	61.1%	58.8%
% of FP17s for the same patient ID Re-attending between 3 & 9 months - Adults	6,963	12,134	57.4%	53.1%	52.4%	51.0%
% of FP17s for Band 1 Urgent Courses	736	14,955	4.9%	8.6%	9.5%	9.0%
% of FP17s Relating to Free Repair or Replacements	44	14,955	0.3%	0.8%	0.7%	0.8%
% of FP17s Relating to Continuations	184	14,955	1.2%	1.0%	0.8%	0.9%
% of Patients satisfied with the dentistry they have received	6	6	N/A	92.0%	93.1%	93.2%
% of Patients satisfied with the time they had to wait for an appointment	4	6	N/A	90.4%	87.8%	88.3%

* This is based on patients treated on this contract for their most recent course of treatment. Figures in italics indicate the base number of FP17s or Patient Questionnaire responses are less than 100. N/A is shown where the base number of responses is less than 10 during the period. % is calculated as Quantity/Base number*100

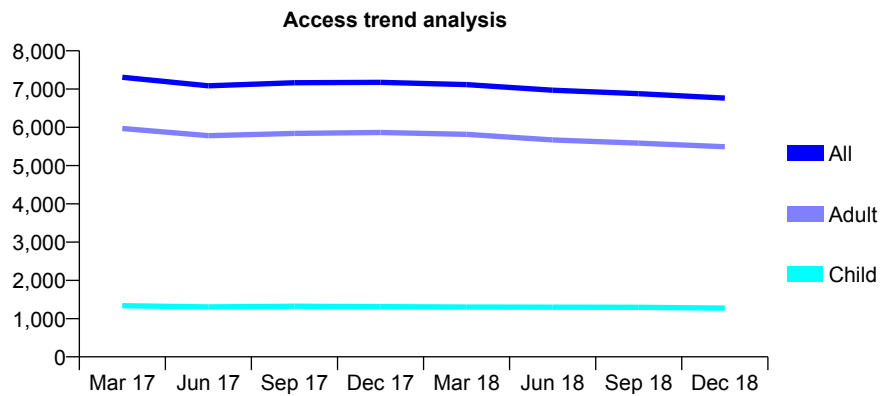
Q65 - Vital Signs At a Glance Contract Report for 101370/0055 - December 2018

Name or company name	Petrie Tucker & Partners Ltd
Contract type name	GDS Contract
Purpose of contract	General
Contract start date	01/04/2006
Contract end date	

18/19 Contracted general activity (UDA)	25,485
Carry forward general activity (UDA)	0
18/19 Contracted orthodontic activity (UOA)	0
Carry forward orthodontic activity (UOA)	0
Baseline contract value	£589,493.18

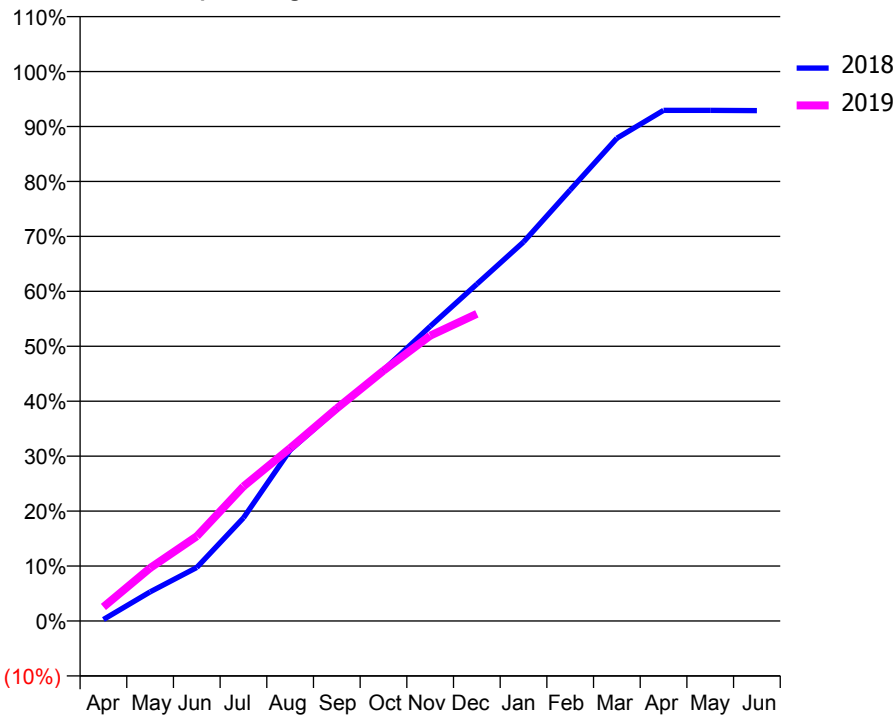
ACCESS*

Patients seen in 24 months	Total	Change since previous quarter
Quarter ending December 2017	7,176	
Quarter ending March 2018	7,116	→
Quarter ending June 2018	6,970	↓
Quarter ending September 2018	6,881	↓
Quarter ending December 2018	6,766	↓
Variance since December 2017	(5.7%)	↓



ACTIVITY

Cumulative percentage of contracted UDA delivered 2018 & 2019



Month	Adjusted Scheduled Activity (UDA)	
	2018	2019
April	73	654
May	1,351	2,460
June	2,482	3,929
July	4,783	6,242
August	7,923	8,020
September	9,823	9,860
October	11,639	11,611
November	13,664	13,230
December	15,626	14,247
January	17,580	
February	19,991	
March	22,392	
April	23,680	
May	23,682	
June	23,668	

QUALITY

	Quantity	Base Number	Contract	AT	Region	England
% of FP17s for the same patient ID Re-attending within 3 months - Children	75	1,136	6.6%	9.6%	11.3%	11.8%
% of FP17s for the same patient ID Re-attending within 3 months - Adults	570	4,860	11.7%	13.7%	15.3%	15.6%
% of FP17s for the same patient ID Re-attending between 3 & 9 months - Children	632	1,136	55.6%	61.8%	61.1%	58.8%
% of FP17s for the same patient ID Re-attending between 3 & 9 months - Adults	2,339	4,860	48.1%	53.1%	52.4%	51.0%
% of FP17s for Band 1 Urgent Courses	387	5,595	6.9%	8.6%	9.5%	9.0%
% of FP17s Relating to Free Repair or Replacements	45	5,595	0.8%	0.8%	0.7%	0.8%
% of FP17s Relating to Continuations	73	5,595	1.3%	1.0%	0.8%	0.9%
% of Patients satisfied with the dentistry they have received	5	5	N/A	92.0%	93.1%	93.2%
% of Patients satisfied with the time they had to wait for an appointment	5	5	N/A	90.4%	87.8%	88.3%

* This is based on patients treated on this contract for their most recent course of treatment. Figures in italics indicate the base number of FP17s or Patient Questionnaire responses are less than 100. N/A is shown where the base number of responses is less than 10 during the period. % is calculated as Quantity/Base number*100

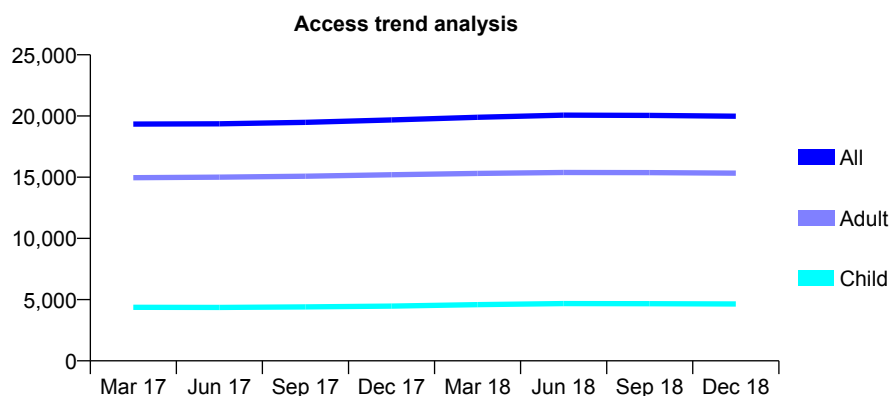
Q65 - Vital Signs At a Glance Contract Report for 101435/0006 - December 2018

Name or company name	IDH Limited
Contract type name	GDS Contract
Purpose of contract	General
Contract start date	01/04/2006
Contract end date	

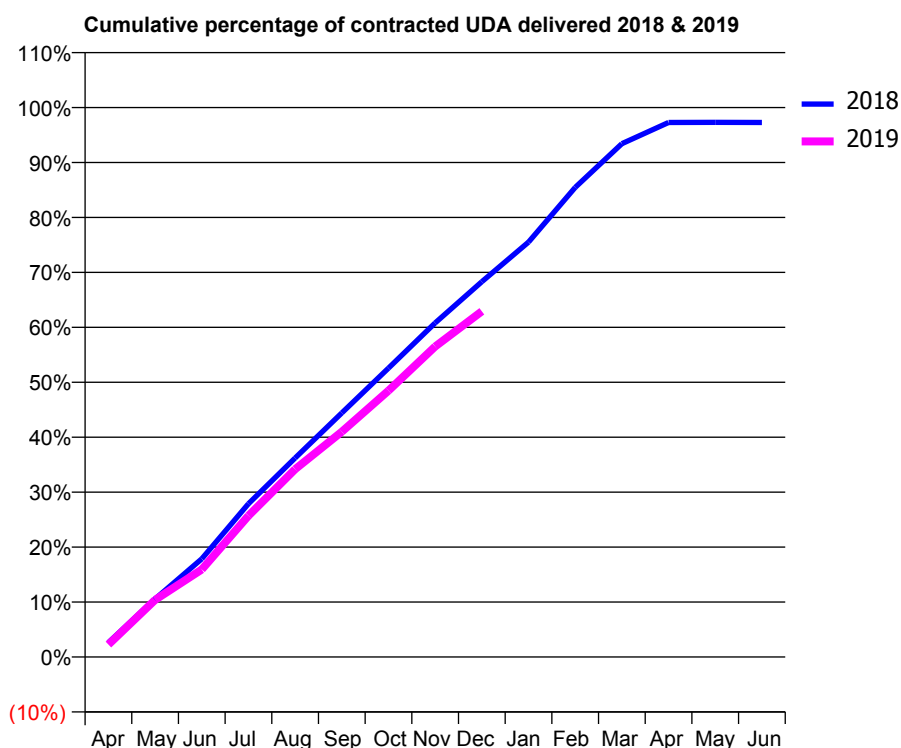
18/19 Contracted general activity (UDA)	55,223
Carry forward general activity (UDA)	1,484
18/19 Contracted orthodontic activity (UOA)	0
Carry forward orthodontic activity (UOA)	0
Baseline contract value	£1,233,273.19

ACCESS*

Patients seen in 24 months	Total	Change since previous quarter
Quarter ending December 2017	19,678	
Quarter ending March 2018	19,898	→
Quarter ending June 2018	20,068	→
Quarter ending September 2018	20,049	→
Quarter ending December 2018	19,986	→
Variance since December 2017	1.6%	→



ACTIVITY



Month	Adjusted Scheduled Activity (UDA)	
	2018	2019
April	1,429	1,258
May	5,749	5,748
June	9,716	8,794
July	15,168	14,200
August	19,691	18,869
September	24,151	22,644
October	28,576	26,768
November	33,048	31,200
December	37,131	34,744
January	41,047	
February	46,453	
March	50,775	
April	52,873	
May	52,893	
June	52,876	

QUALITY

	Quantity	Base Number	Contract	AT	Region	England
% of FP17s for the same patient ID Re-attending within 3 months - Children	185	4,516	4.1%	9.6%	11.3%	11.8%
% of FP17s for the same patient ID Re-attending within 3 months - Adults	1,180	13,800	8.6%	13.7%	15.3%	15.6%
% of FP17s for the same patient ID Re-attending between 3 & 9 months - Children	2,405	4,516	53.3%	61.8%	61.1%	58.8%
% of FP17s for the same patient ID Re-attending between 3 & 9 months - Adults	6,703	13,800	48.6%	53.1%	52.4%	51.0%
% of FP17s for Band 1 Urgent Courses	733	17,345	4.2%	8.6%	9.5%	9.0%
% of FP17s Relating to Free Repair or Replacements	44	17,345	0.3%	0.8%	0.7%	0.8%
% of FP17s Relating to Continuations	285	17,345	1.6%	1.0%	0.8%	0.9%
% of Patients satisfied with the dentistry they have received	4	6	N/A	92.0%	93.1%	93.2%
% of Patients satisfied with the time they had to wait for an appointment	4	6	N/A	90.4%	87.8%	88.3%

* This is based on patients treated on this contract for their most recent course of treatment. Figures in italics indicate the base number of FP17s or Patient Questionnaire responses are less than 100. N/A is shown where the base number of responses is less than 10 during the period. % is calculated as Quantity/Base number*100

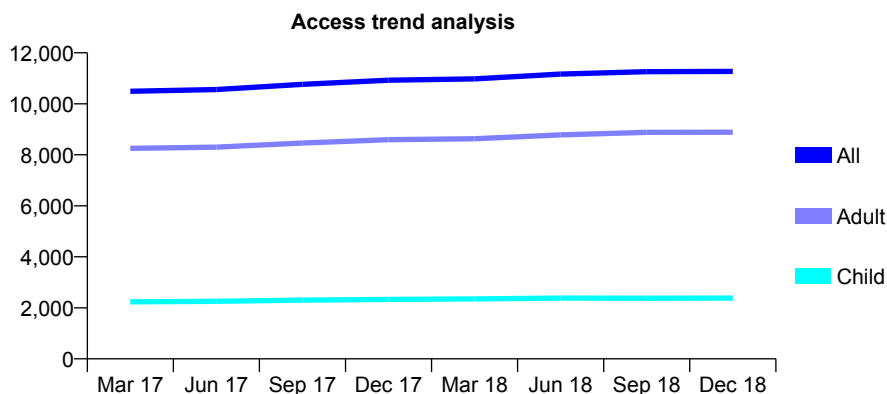
Q65 - Vital Signs At a Glance Contract Report for 101435/0007 - December 2018

Name or company name	IDH Limited
Contract type name	GDS Contract
Purpose of contract	General
Contract start date	01/04/2006
Contract end date	

18/19 Contracted general activity (UDA)	29,720
Carry forward general activity (UDA)	0
18/19 Contracted orthodontic activity (UOA)	0
Carry forward orthodontic activity (UOA)	0
Baseline contract value	£689,519.84

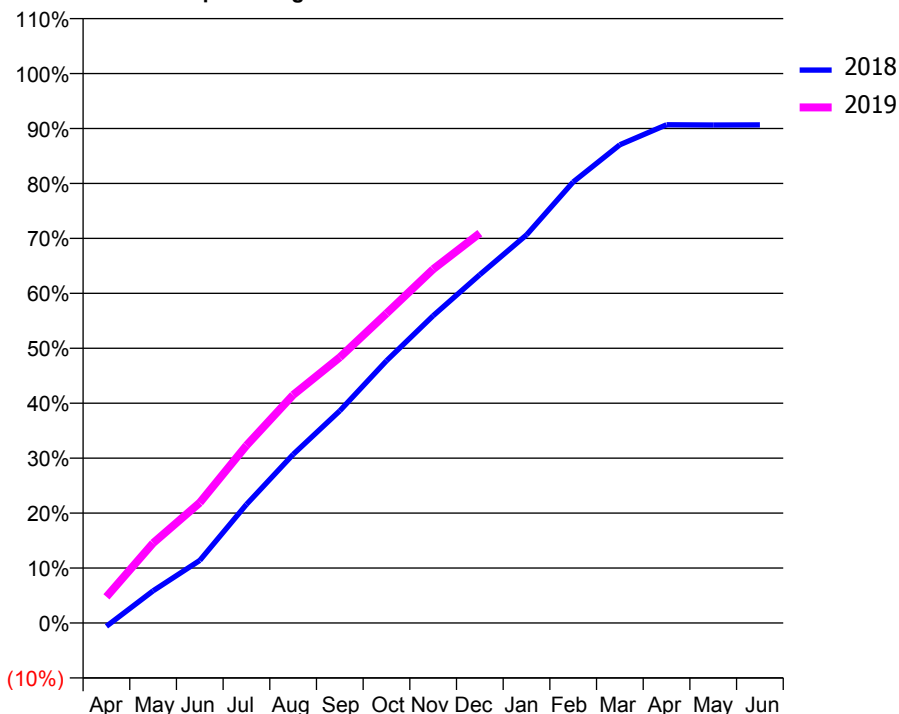
ACCESS*

Patients seen in 24 months	Total	Change since previous quarter
Quarter ending December 2017	10,925	
Quarter ending March 2018	10,980	→
Quarter ending June 2018	11,168	→
Quarter ending September 2018	11,261	→
Quarter ending December 2018	11,269	→
Variance since December 2017	3.1%	↑



ACTIVITY

Cumulative percentage of contracted UDA delivered 2018 & 2019



Month	Adjusted Scheduled Activity (UDA)	
	2018	2019
April	-201	1,415
May	1,876	4,322
June	3,649	6,509
July	6,908	9,603
August	9,820	12,340
September	12,362	14,373
October	15,271	16,741
November	17,895	19,136
December	20,290	21,088
January	22,602	
February	25,686	
March	27,848	
April	29,012	
May	29,002	
June	29,007	

QUALITY

	Quantity	Base Number	Contract	AT	Region	England
% of FP17s for the same patient ID Re-attending within 3 months - Children	96	2,321	4.1%	9.6%	11.3%	11.8%
% of FP17s for the same patient ID Re-attending within 3 months - Adults	661	7,625	8.7%	13.7%	15.3%	15.6%
% of FP17s for the same patient ID Re-attending between 3 & 9 months - Children	1,300	2,321	56.0%	61.8%	61.1%	58.8%
% of FP17s for the same patient ID Re-attending between 3 & 9 months - Adults	3,712	7,625	48.7%	53.1%	52.4%	51.0%
% of FP17s for Band 1 Urgent Courses	804	9,423	8.5%	8.6%	9.5%	9.0%
% of FP17s Relating to Free Repair or Replacements	46	9,423	0.5%	0.8%	0.7%	0.8%
% of FP17s Relating to Continuations	73	9,423	0.8%	1.0%	0.8%	0.9%
% of Patients satisfied with the dentistry they have received	8	8	N/A	92.0%	93.1%	93.2%
% of Patients satisfied with the time they had to wait for an appointment	8	8	N/A	90.4%	87.8%	88.3%

* This is based on patients treated on this contract for their most recent course of treatment. Figures in italics indicate the base number of FP17s or Patient Questionnaire responses are less than 100. N/A is shown where the base number of responses is less than 10 during the period. % is calculated as Quantity/Base number*100

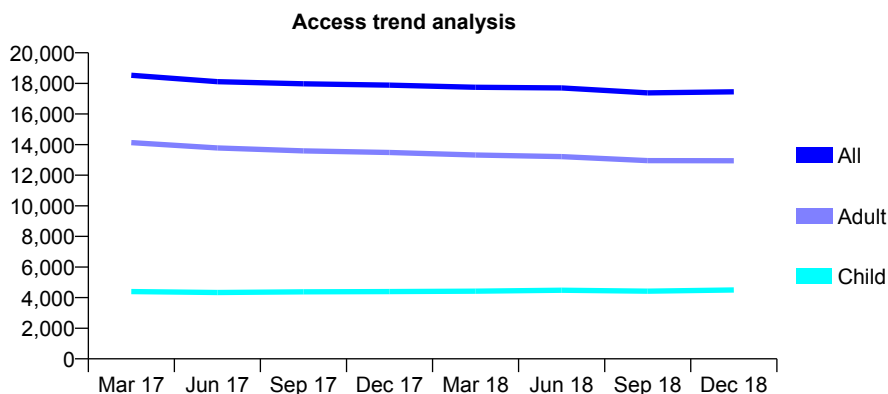
Q65 - Vital Signs At a Glance Contract Report for 101435/0020 - December 2018

Name or company name	IDH Limited
Contract type name	GDS Contract
Purpose of contract	General
Contract start date	01/04/2006
Contract end date	

18/19 Contracted general activity (UDA)	46,000
Carry forward general activity (UDA)	0
18/19 Contracted orthodontic activity (UOA)	0
Carry forward orthodontic activity (UOA)	0
Baseline contract value	£1,205,953.14

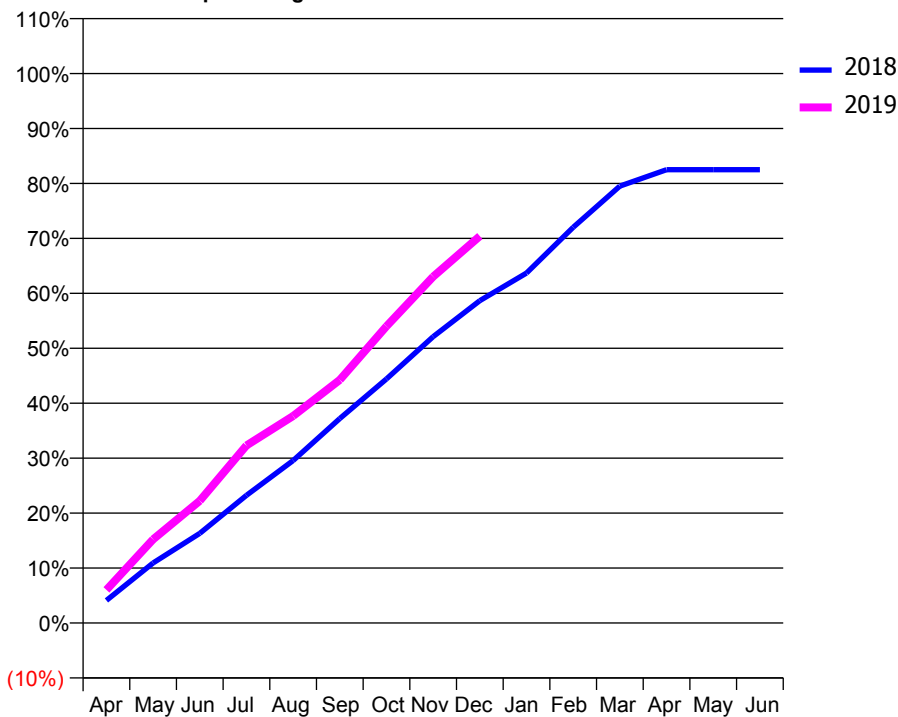
ACCESS*

Patients seen in 24 months	Total	Change since previous quarter
Quarter ending December 2017	17,886	
Quarter ending March 2018	17,745	→
Quarter ending June 2018	17,703	→
Quarter ending September 2018	17,378	↓
Quarter ending December 2018	17,451	→
Variance since December 2017	(2.4%)	↓



ACTIVITY

Cumulative percentage of contracted UDA delivered 2018 & 2019



Month	Adjusted Scheduled Activity (UDA)	
	2018	2019
April	2,410	2,777
May	6,401	7,004
June	9,550	10,229
July	13,613	14,861
August	17,319	17,330
September	21,789	20,354
October	26,009	24,847
November	30,514	28,995
December	34,349	32,392
January	37,299	
February	42,173	
March	46,557	
April	48,305	
May	48,313	
June	48,309	

QUALITY

	Quantity	Base Number	Contract	AT	Region	England
% of FP17s for the same patient ID Re-attending within 3 months - Children	229	4,246	5.4%	9.6%	11.3%	11.8%
% of FP17s for the same patient ID Re-attending within 3 months - Adults	1,363	10,896	12.5%	13.7%	15.3%	15.6%
% of FP17s for the same patient ID Re-attending between 3 & 9 months - Children	2,302	4,246	54.2%	61.8%	61.1%	58.8%
% of FP17s for the same patient ID Re-attending between 3 & 9 months - Adults	4,866	10,896	44.7%	53.1%	52.4%	51.0%
% of FP17s for Band 1 Urgent Courses	1,672	14,405	11.6%	8.6%	9.5%	9.0%
% of FP17s Relating to Free Repair or Replacements	81	14,405	0.6%	0.8%	0.7%	0.8%
% of FP17s Relating to Continuations	199	14,405	1.4%	1.0%	0.8%	0.9%
% of Patients satisfied with the dentistry they have received	4	5	N/A	92.0%	93.1%	93.2%
% of Patients satisfied with the time they had to wait for an appointment	3	5	N/A	90.4%	87.8%	88.3%

* This is based on patients treated on this contract for their most recent course of treatment. Figures in italics indicate the base number of FP17s or Patient Questionnaire responses are less than 100. N/A is shown where the base number of responses is less than 10 during the period. % is calculated as Quantity/Base number*100

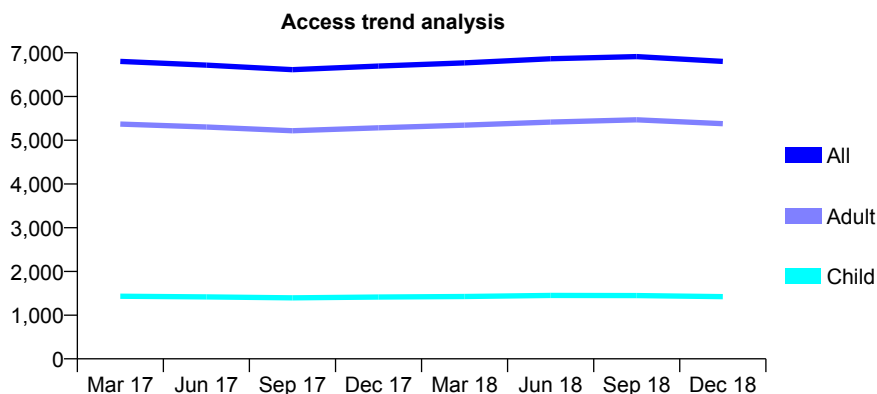
Q65 - Vital Signs At a Glance Contract Report for 101435/0055 - December 2018

Name or company name	IDH Limited
Contract type name	GDS Contract
Purpose of contract	General
Contract start date	02/01/2007
Contract end date	

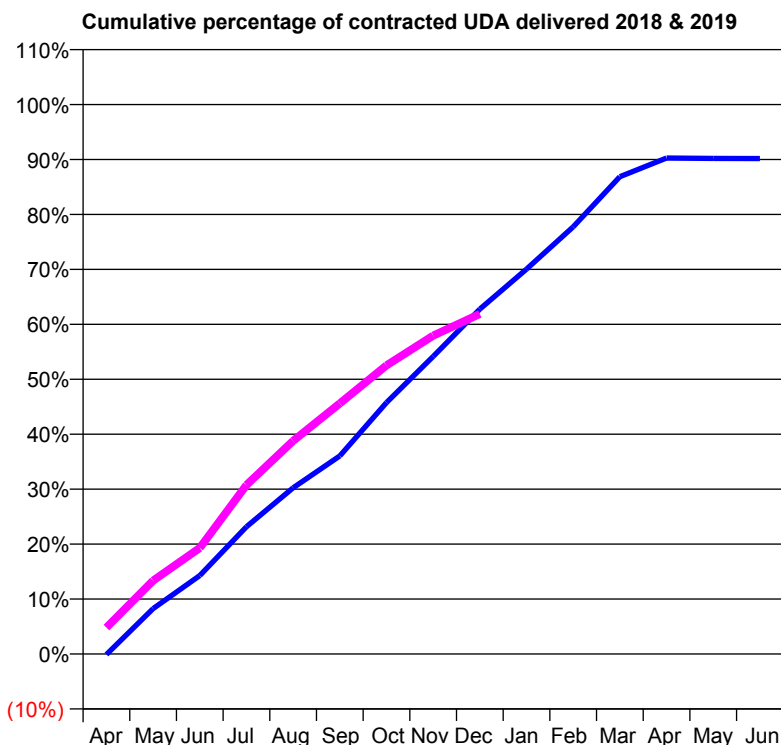
18/19 Contracted general activity (UDA)	20,500
Carry forward general activity (UDA)	0
18/19 Contracted orthodontic activity (UOA)	0
Carry forward orthodontic activity (UOA)	0
Baseline contract value	£469,015.52

ACCESS*

Patients seen in 24 months	Total	Change since previous quarter
Quarter ending December 2017	6,698	
Quarter ending March 2018	6,771	→
Quarter ending June 2018	6,865	→
Quarter ending September 2018	6,913	→
Quarter ending December 2018	6,802	↓
Variance since December 2017	1.6%	→



ACTIVITY



Month	Adjusted Scheduled Activity (UDA)	
	2018	2019
April	-23	987
May	1,736	2,736
June	2,998	3,956
July	4,863	6,307
August	6,354	7,954
September	7,572	9,349
October	9,606	10,770
November	11,374	11,876
December	13,180	12,687
January	14,711	
February	16,325	
March	18,242	
April	18,954	
May	18,939	
June	18,936	

QUALITY

	Quantity	Base Number	Contract	AT	Region	England
% of FP17s for the same patient ID Re-attending within 3 months - Children	58	1,295	4.5%	9.6%	11.3%	11.8%
% of FP17s for the same patient ID Re-attending within 3 months - Adults	543	4,887	11.1%	13.7%	15.3%	15.6%
% of FP17s for the same patient ID Re-attending between 3 & 9 months - Children	761	1,295	58.8%	61.8%	61.1%	58.8%
% of FP17s for the same patient ID Re-attending between 3 & 9 months - Adults	2,738	4,887	56.0%	53.1%	52.4%	51.0%
% of FP17s for Band 1 Urgent Courses	605	5,915	10.2%	8.6%	9.5%	9.0%
% of FP17s Relating to Free Repair or Replacements	85	5,915	1.4%	0.8%	0.7%	0.8%
% of FP17s Relating to Continuations	57	5,915	1.0%	1.0%	0.8%	0.9%
% of Patients satisfied with the dentistry they have received	5	6	N/A	92.0%	93.1%	93.2%
% of Patients satisfied with the time they had to wait for an appointment	6	6	N/A	90.4%	87.8%	88.3%

* This is based on patients treated on this contract for their most recent course of treatment. Figures in italics indicate the base number of FP17s or Patient Questionnaire responses are less than 100. N/A is shown where the base number of responses is less than 10 during the period. % is calculated as Quantity/Base number*100

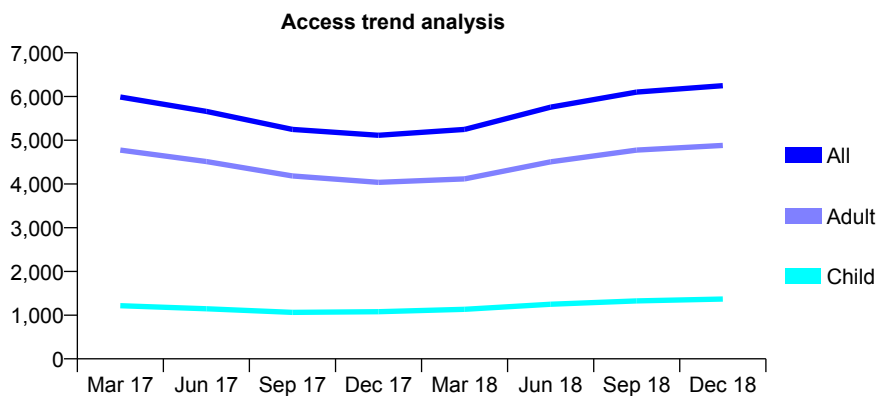
Q65 - Vital Signs At a Glance Contract Report for 101435/0069 - December 2018

Name or company name	IDH Limited
Contract type name	GDS Contract
Purpose of contract	General
Contract start date	07/09/2007
Contract end date	

18/19 Contracted general activity (UDA)	21,132
Carry forward general activity (UDA)	0
18/19 Contracted orthodontic activity (UOA)	0
Carry forward orthodontic activity (UOA)	0
Baseline contract value	£435,725.67

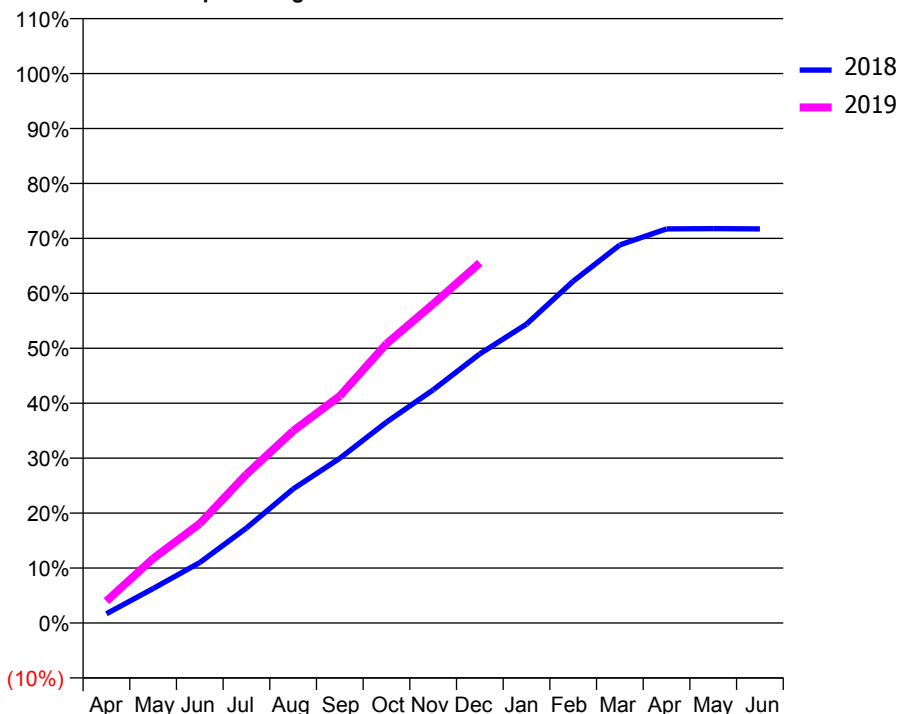
ACCESS*

Patients seen in 24 months	Total	Change since previous quarter
Quarter ending December 2017	5,114	
Quarter ending March 2018	5,247	↑
Quarter ending June 2018	5,756	↑
Quarter ending September 2018	6,102	↑
Quarter ending December 2018	6,249	↑
Variance since December 2017	22.2%	↑



ACTIVITY

Cumulative percentage of contracted UDA delivered 2018 & 2019



Month	Adjusted Scheduled Activity (UDA)	
	2018	2019
April	358	846
May	1,326	2,477
June	2,327	3,823
July	3,654	5,719
August	5,157	7,389
September	6,336	8,733
October	7,725	10,742
November	8,968	12,270
December	10,349	13,849
January	11,493	
February	13,148	
March	14,542	
April	15,156	
May	15,167	
June	15,156	

QUALITY

	Quantity	Base Number	Contract	AT	Region	England
% of FP17s for the same patient ID Re-attending within 3 months - Children	72	1,425	5.1%	9.6%	11.3%	11.8%
% of FP17s for the same patient ID Re-attending within 3 months - Adults	480	4,752	10.1%	13.7%	15.3%	15.6%
% of FP17s for the same patient ID Re-attending between 3 & 9 months - Children	704	1,425	49.4%	61.8%	61.1%	58.8%
% of FP17s for the same patient ID Re-attending between 3 & 9 months - Adults	1,621	4,752	34.1%	53.1%	52.4%	51.0%
% of FP17s for Band 1 Urgent Courses	307	5,941	5.2%	8.6%	9.5%	9.0%
% of FP17s Relating to Free Repair or Replacements	55	5,941	0.9%	0.8%	0.7%	0.8%
% of FP17s Relating to Continuations	113	5,941	1.9%	1.0%	0.8%	0.9%
% of Patients satisfied with the dentistry they have received	9	9	N/A	92.0%	93.1%	93.2%
% of Patients satisfied with the time they had to wait for an appointment	8	9	N/A	90.4%	87.8%	88.3%

* This is based on patients treated on this contract for their most recent course of treatment. Figures in italics indicate the base number of FP17s or Patient Questionnaire responses are less than 100. N/A is shown where the base number of responses is less than 10 during the period. % is calculated as Quantity/Base number*100

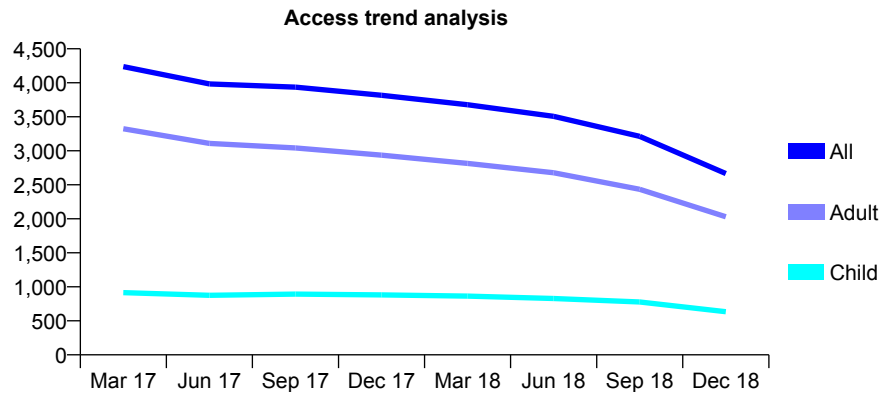
Q65 - Vital Signs At a Glance Contract Report for 101435/0084 - December 2018

Name or company name	IDH Limited
Contract type name	GDS Contract
Purpose of contract	General
Contract start date	01/02/2008
Contract end date	30/09/2018

18/19 Contracted general activity (UDA)	6,006
Carry forward general activity (UDA)	0
18/19 Contracted orthodontic activity (UOA)	0
Carry forward orthodontic activity (UOA)	0
Baseline contract value	£142,752.57

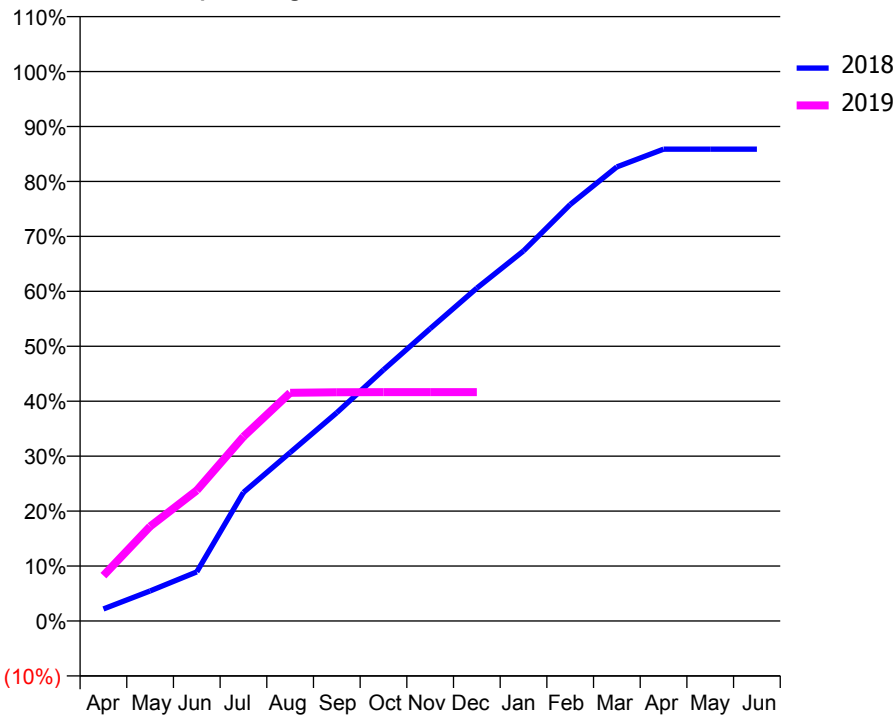
ACCESS*

Patients seen in 24 months	Total	Change since previous quarter
Quarter ending December 2017	3,817	
Quarter ending March 2018	3,678	↓
Quarter ending June 2018	3,506	↓
Quarter ending September 2018	3,212	↓
Quarter ending December 2018	2,666	↓
Variance since December 2017	(30.2%)	↓



ACTIVITY

Cumulative percentage of contracted UDA delivered 2018 & 2019



Month	Adjusted Scheduled Activity (UDA)	
	2018	2019
April	264	497
May	658	1,034
June	1,075	1,427
July	2,812	2,015
August	3,684	2,495
September	4,553	2,501
October	5,491	2,502
November	6,391	2,502
December	7,277	2,502
January	8,090	
February	9,105	
March	9,927	
April	10,314	
May	10,314	
June	10,314	

QUALITY

	Quantity	Base Number	Contract	AT	Region	England
% of FP17s for the same patient ID Re-attending within 3 months - Children	23	357	6.4%	9.6%	11.3%	11.8%
% of FP17s for the same patient ID Re-attending within 3 months - Adults	121	940	12.9%	13.7%	15.3%	15.6%
% of FP17s for the same patient ID Re-attending between 3 & 9 months - Children	193	357	54.1%	61.8%	61.1%	58.8%
% of FP17s for the same patient ID Re-attending between 3 & 9 months - Adults	385	940	41.0%	53.1%	52.4%	51.0%
% of FP17s for Band 1 Urgent Courses	63	1,146	5.5%	8.6%	9.5%	9.0%
% of FP17s Relating to Free Repair or Replacements	0	1,146	0.0%	0.8%	0.7%	0.8%
% of FP17s Relating to Continuations	25	1,146	2.2%	1.0%	0.8%	0.9%
% of Patients satisfied with the dentistry they have received	0	0	N/A	92.0%	93.1%	93.2%
% of Patients satisfied with the time they had to wait for an appointment	0	0	N/A	90.4%	87.8%	88.3%

* This is based on patients treated on this contract for their most recent course of treatment. Figures in italics indicate the base number of FP17s or Patient Questionnaire responses are less than 100. N/A is shown where the base number of responses is less than 10 during the period. % is calculated as Quantity/Base number*100

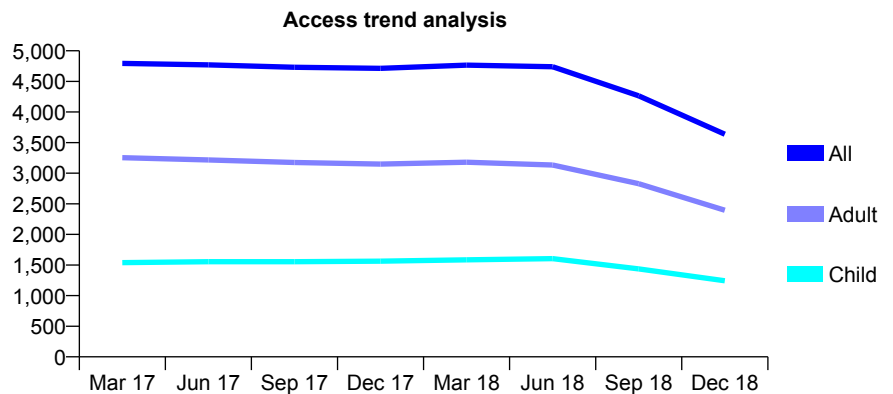
Q65 - Vital Signs At a Glance Contract Report for 101435/0107 - December 2018

Name or company name	IDH Limited
Contract type name	GDS Contract
Purpose of contract	General
Contract start date	01/07/2008
Contract end date	03/07/2018

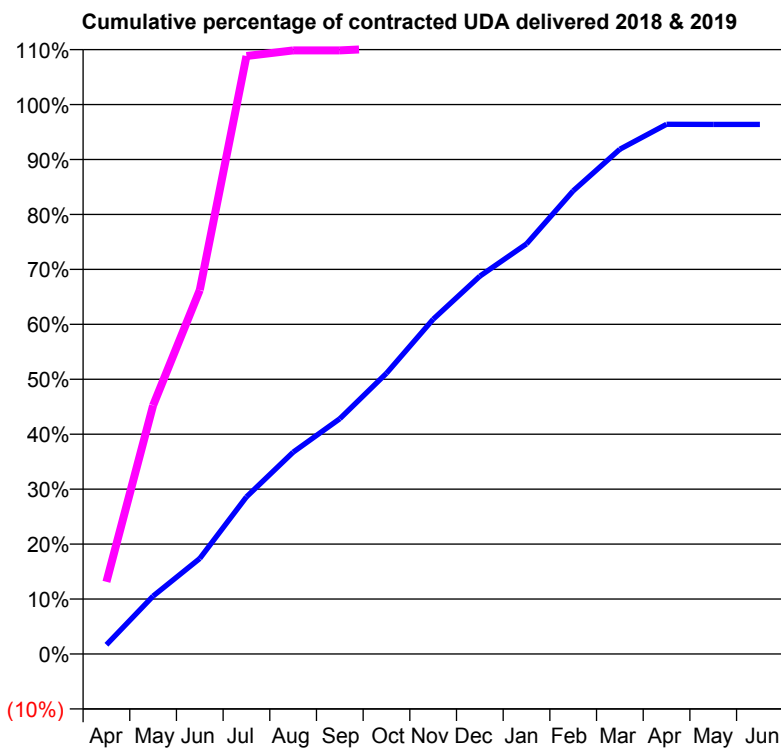
18/19 Contracted general activity (UDA)	3,871
Carry forward general activity (UDA)	0
18/19 Contracted orthodontic activity (UOA)	0
Carry forward orthodontic activity (UOA)	0
Baseline contract value	£81,764.93

ACCESS*

Patients seen in 24 months	Total	Change since previous quarter
Quarter ending December 2017	4,713	
Quarter ending March 2018	4,765	→
Quarter ending June 2018	4,739	→
Quarter ending September 2018	4,265	↓
Quarter ending December 2018	3,638	↓
Variance since December 2017	(22.8%)	↓



ACTIVITY



Month	Adjusted Scheduled Activity (UDA)	
	2018	2019
April	253	509
May	1,582	1,752
June	2,607	2,564
July	4,289	4,212
August	5,509	4,252
September	6,422	4,252
October	7,663	4,268
November	9,137	4,268
December	10,314	4,268
January	11,196	
February	12,644	
March	13,778	
April	14,459	
May	14,458	
June	14,458	

QUALITY

	Quantity	Base Number	Contract	AT	Region	England
% of FP17s for the same patient ID Re-attending within 3 months - Children	55	699	7.9%	9.6%	11.3%	11.8%
% of FP17s for the same patient ID Re-attending within 3 months - Adults	163	1,298	12.6%	13.7%	15.3%	15.6%
% of FP17s for the same patient ID Re-attending between 3 & 9 months - Children	368	699	52.6%	61.8%	61.1%	58.8%
% of FP17s for the same patient ID Re-attending between 3 & 9 months - Adults	636	1,298	49.0%	53.1%	52.4%	51.0%
% of FP17s for Band 1 Urgent Courses	181	1,741	10.4%	8.6%	9.5%	9.0%
% of FP17s Relating to Free Repair or Replacements	8	1,741	0.5%	0.8%	0.7%	0.8%
% of FP17s Relating to Continuations	28	1,741	1.6%	1.0%	0.8%	0.9%
% of Patients satisfied with the dentistry they have received	0	0	N/A	92.0%	93.1%	93.2%
% of Patients satisfied with the time they had to wait for an appointment	0	0	N/A	90.4%	87.8%	88.3%

* This is based on patients treated on this contract for their most recent course of treatment. Figures in italics indicate the base number of FP17s or Patient Questionnaire responses are less than 100. N/A is shown where the base number of responses is less than 10 during the period. % is calculated as Quantity/Base number*100

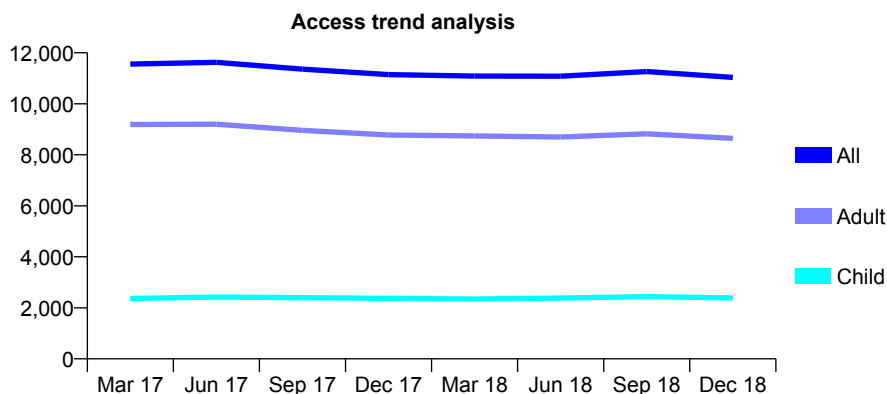
Q65 - Vital Signs At a Glance Contract Report for 101435/0122 - December 2018

Name or company name	IDH Limited
Contract type name	GDS Contract
Purpose of contract	General
Contract start date	01/04/2009
Contract end date	

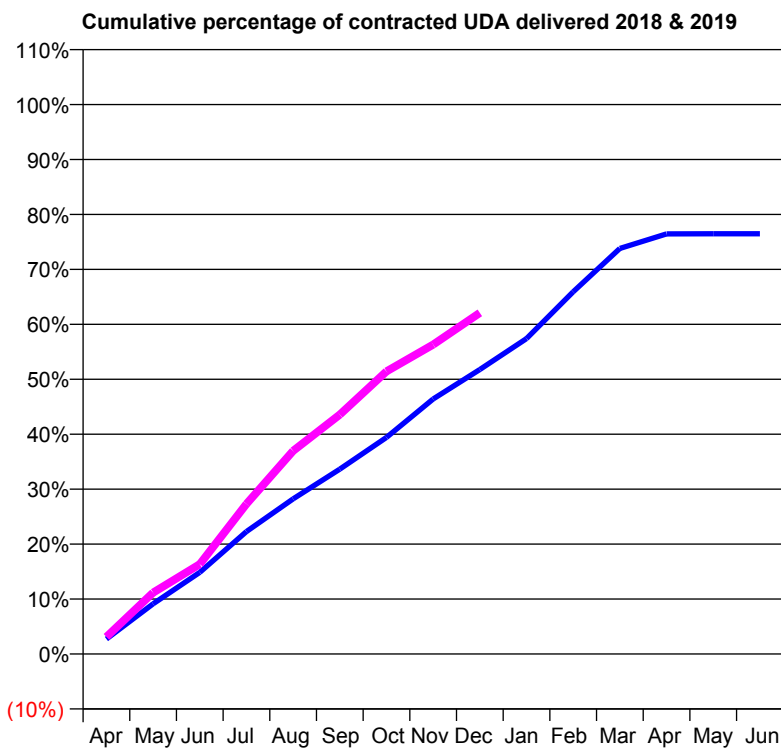
18/19 Contracted general activity (UDA)	30,779
Carry forward general activity (UDA)	0
18/19 Contracted orthodontic activity (UOA)	0
Carry forward orthodontic activity (UOA)	0
Baseline contract value	£709,931.08

ACCESS*

Patients seen in 24 months	Total	Change since previous quarter
Quarter ending December 2017	11,147	
Quarter ending March 2018	11,087	→
Quarter ending June 2018	11,080	→
Quarter ending September 2018	11,264	→
Quarter ending December 2018	11,033	↓
Variance since December 2017	(1.0%)	↓



ACTIVITY



Month	Adjusted Scheduled Activity (UDA)	
	2018	2019
April	1,000	963
May	3,331	3,439
June	5,422	5,030
July	8,133	8,405
August	10,302	11,381
September	12,280	13,409
October	14,390	15,827
November	16,940	17,335
December	18,900	19,106
January	20,953	
February	24,065	
March	26,938	
April	27,906	
May	27,910	
June	27,913	

QUALITY

	Quantity	Base Number	Contract	AT	Region	England
% of FP17s for the same patient ID Re-attending within 3 months - Children	116	2,336	5.0%	9.6%	11.3%	11.8%
% of FP17s for the same patient ID Re-attending within 3 months - Adults	727	7,665	9.5%	13.7%	15.3%	15.6%
% of FP17s for the same patient ID Re-attending between 3 & 9 months - Children	1,402	2,336	60.0%	61.8%	61.1%	58.8%
% of FP17s for the same patient ID Re-attending between 3 & 9 months - Adults	4,052	7,665	52.9%	53.1%	52.4%	51.0%
% of FP17s for Band 1 Urgent Courses	643	9,520	6.8%	8.6%	9.5%	9.0%
% of FP17s Relating to Free Repair or Replacements	39	9,520	0.4%	0.8%	0.7%	0.8%
% of FP17s Relating to Continuations	115	9,520	1.2%	1.0%	0.8%	0.9%
% of Patients satisfied with the dentistry they have received	2	3	N/A	92.0%	93.1%	93.2%
% of Patients satisfied with the time they had to wait for an appointment	3	3	N/A	90.4%	87.8%	88.3%

* This is based on patients treated on this contract for their most recent course of treatment. Figures in italics indicate the base number of FP17s or Patient Questionnaire responses are less than 100. N/A is shown where the base number of responses is less than 10 during the period. % is calculated as Quantity/Base number*100

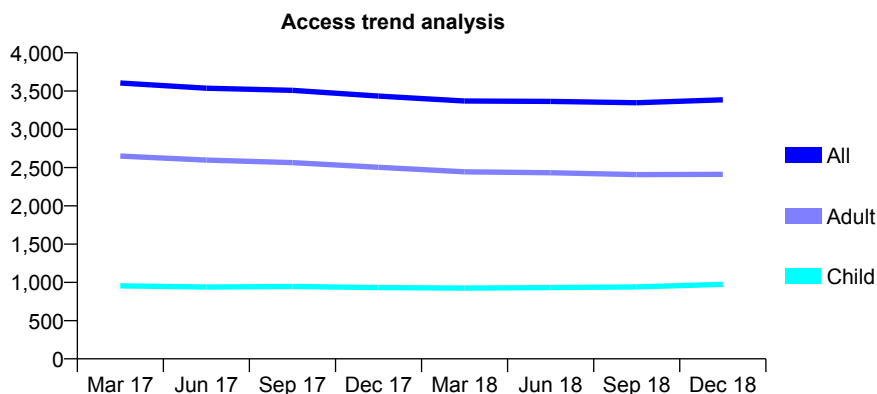
Q65 - Vital Signs At a Glance Contract Report for 101435/0124 - December 2018

Name or company name	IDH Limited
Contract type name	GDS Contract
Purpose of contract	General
Contract start date	01/03/2010
Contract end date	

18/19 Contracted general activity (UDA)	12,116
Carry forward general activity (UDA)	0
18/19 Contracted orthodontic activity (UOA)	0
Carry forward orthodontic activity (UOA)	0
Baseline contract value	£311,439.71

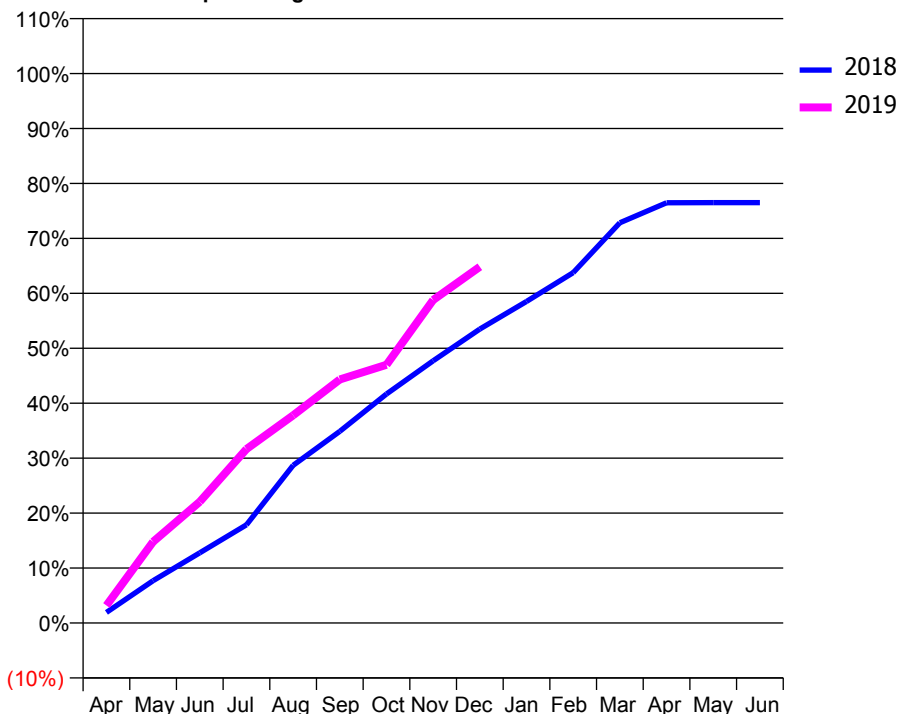
ACCESS*

Patients seen in 24 months	Total	Change since previous quarter
Quarter ending December 2017	3,434	
Quarter ending March 2018	3,370	↓
Quarter ending June 2018	3,365	→
Quarter ending September 2018	3,347	→
Quarter ending December 2018	3,385	→
Variance since December 2017	(1.4%)	↓



ACTIVITY

Cumulative percentage of contracted UDA delivered 2018 & 2019



Month	Adjusted Scheduled Activity (UDA)	
	2018	2019
April	233	387
May	933	1,791
June	1,547	2,674
July	2,166	3,836
August	3,478	4,580
September	4,225	5,369
October	5,049	5,694
November	5,781	7,123
December	6,483	7,854
January	7,091	
February	7,724	
March	8,824	
April	9,267	
May	9,268	
June	9,268	

QUALITY

	Quantity	Base Number	Contract	AT	Region	England
% of FP17s for the same patient ID Re-attending within 3 months - Children	96	1,078	8.9%	9.6%	11.3%	11.8%
% of FP17s for the same patient ID Re-attending within 3 months - Adults	418	2,297	18.2%	13.7%	15.3%	15.6%
% of FP17s for the same patient ID Re-attending between 3 & 9 months - Children	564	1,078	52.3%	61.8%	61.1%	58.8%
% of FP17s for the same patient ID Re-attending between 3 & 9 months - Adults	950	2,297	41.4%	53.1%	52.4%	51.0%
% of FP17s for Band 1 Urgent Courses	458	3,196	14.3%	8.6%	9.5%	9.0%
% of FP17s Relating to Free Repair or Replacements	13	3,196	0.4%	0.8%	0.7%	0.8%
% of FP17s Relating to Continuations	77	3,196	2.4%	1.0%	0.8%	0.9%
% of Patients satisfied with the dentistry they have received	1	1	N/A	92.0%	93.1%	93.2%
% of Patients satisfied with the time they had to wait for an appointment	1	1	N/A	90.4%	87.8%	88.3%

* This is based on patients treated on this contract for their most recent course of treatment. Figures in italics indicate the base number of FP17s or Patient Questionnaire responses are less than 100. N/A is shown where the base number of responses is less than 10 during the period. % is calculated as Quantity/Base number*100

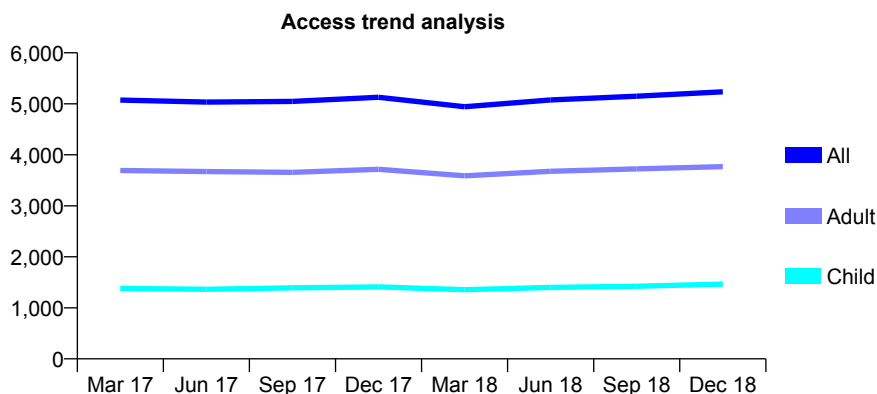
Q65 - Vital Signs At a Glance Contract Report for 101435/0131 - December 2018

Name or company name	IDH Limited
Contract type name	GDS Contract
Purpose of contract	General
Contract start date	01/04/2010
Contract end date	

18/19 Contracted general activity (UDA)	17,467
Carry forward general activity (UDA)	0
18/19 Contracted orthodontic activity (UOA)	0
Carry forward orthodontic activity (UOA)	0
Baseline contract value	£448,927.79

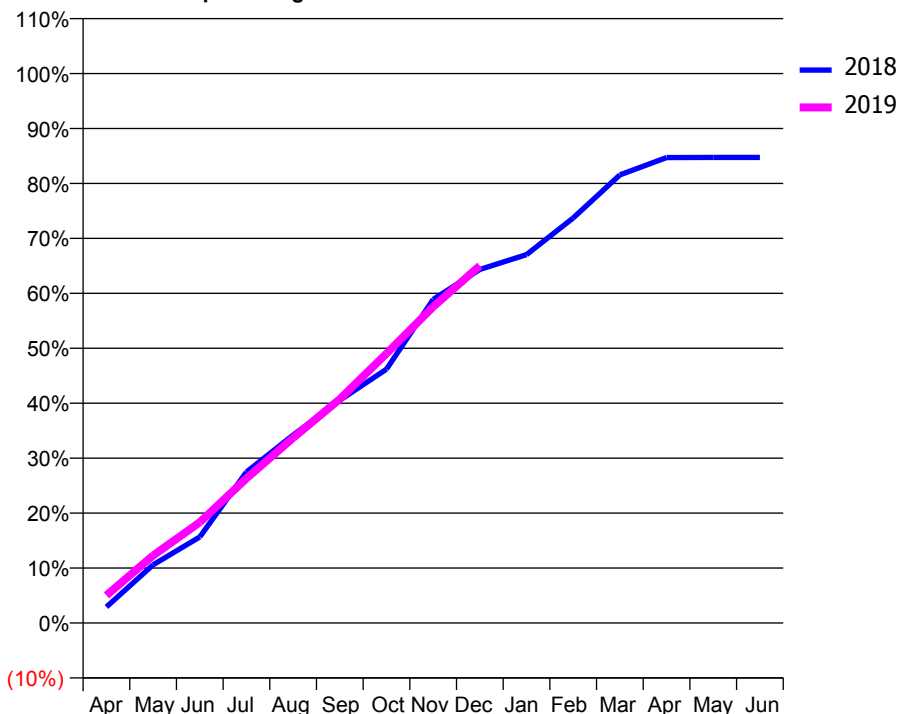
ACCESS*

Patients seen in 24 months	Total	Change since previous quarter
Quarter ending December 2017	5,128	
Quarter ending March 2018	4,943	↓
Quarter ending June 2018	5,077	↑
Quarter ending September 2018	5,148	→
Quarter ending December 2018	5,235	→
Variance since December 2017	2.1%	↑



ACTIVITY

Cumulative percentage of contracted UDA delivered 2018 & 2019



Month	Adjusted Scheduled Activity (UDA)	
	2018	2019
April	510	879
May	1,850	2,149
June	2,734	3,201
July	4,802	4,596
August	5,976	5,884
September	7,079	7,117
October	8,068	8,564
November	10,285	10,050
December	11,239	11,358
January	11,709	
February	12,876	
March	14,244	
April	14,796	
May	14,799	
June	14,799	

QUALITY

	Quantity	Base Number	Contract	AT	Region	England
% of FP17s for the same patient ID Re-attending within 3 months - Children	91	1,476	6.2%	9.6%	11.3%	11.8%
% of FP17s for the same patient ID Re-attending within 3 months - Adults	434	3,444	12.6%	13.7%	15.3%	15.6%
% of FP17s for the same patient ID Re-attending between 3 & 9 months - Children	724	1,476	49.1%	61.8%	61.1%	58.8%
% of FP17s for the same patient ID Re-attending between 3 & 9 months - Adults	1,469	3,444	42.7%	53.1%	52.4%	51.0%
% of FP17s for Band 1 Urgent Courses	439	4,701	9.3%	8.6%	9.5%	9.0%
% of FP17s Relating to Free Repair or Replacements	35	4,701	0.7%	0.8%	0.7%	0.8%
% of FP17s Relating to Continuations	32	4,701	0.7%	1.0%	0.8%	0.9%
% of Patients satisfied with the dentistry they have received	1	1	N/A	92.0%	93.1%	93.2%
% of Patients satisfied with the time they had to wait for an appointment	1	1	N/A	90.4%	87.8%	88.3%

* This is based on patients treated on this contract for their most recent course of treatment. Figures in italics indicate the base number of FP17s or Patient Questionnaire responses are less than 100. N/A is shown where the base number of responses is less than 10 during the period. % is calculated as Quantity/Base number*100

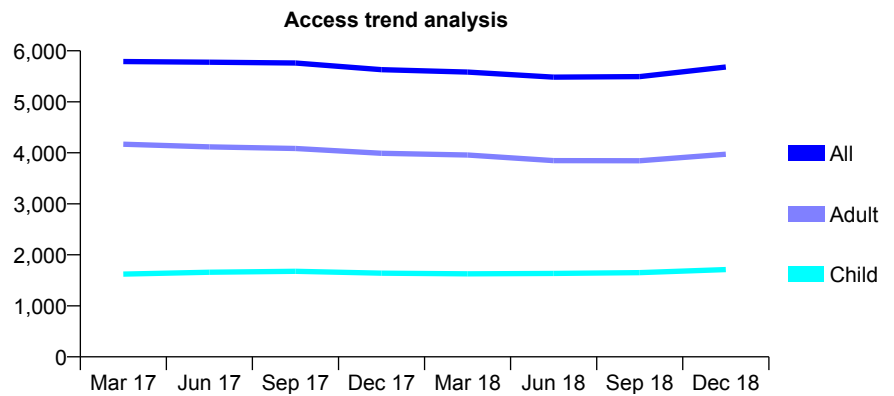
Q65 - Vital Signs At a Glance Contract Report for 101435/0138 - December 2018

Name or company name	IDH Limited
Contract type name	GDS Contract
Purpose of contract	General
Contract start date	16/08/2010
Contract end date	

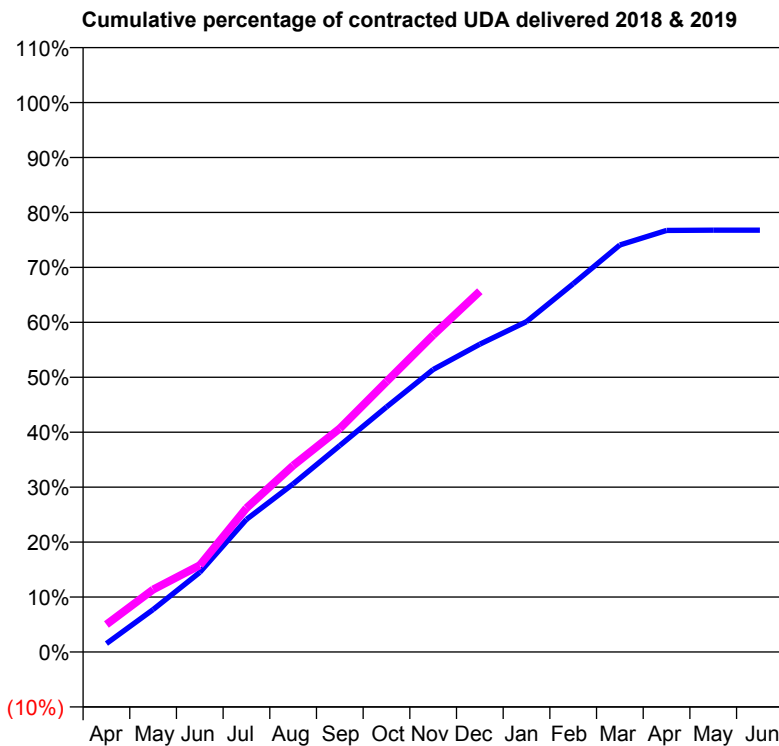
18/19 Contracted general activity (UDA)	19,000
Carry forward general activity (UDA)	0
18/19 Contracted orthodontic activity (UOA)	0
Carry forward orthodontic activity (UOA)	0
Baseline contract value	£479,447.03

ACCESS*

Patients seen in 24 months	Total	Change since previous quarter
Quarter ending December 2017	5,631	
Quarter ending March 2018	5,584	→
Quarter ending June 2018	5,484	↓
Quarter ending September 2018	5,494	→
Quarter ending December 2018	5,682	↑
Variance since December 2017	0.9%	→



ACTIVITY



Month	Adjusted Scheduled Activity (UDA)	
	2018	2019
April	348	954
May	1,747	2,160
June	3,274	2,999
July	5,454	4,976
August	6,908	6,448
September	8,489	7,729
October	10,074	9,347
November	11,611	10,958
December	12,654	12,474
January	13,580	
February	15,140	
March	16,734	
April	17,329	
May	17,340	
June	17,340	

QUALITY

	Quantity	Base Number	Contract	AT	Region	England
% of FP17s for the same patient ID Re-attending within 3 months - Children	148	1,915	7.7%	9.6%	11.3%	11.8%
% of FP17s for the same patient ID Re-attending within 3 months - Adults	438	3,756	11.7%	13.7%	15.3%	15.6%
% of FP17s for the same patient ID Re-attending between 3 & 9 months - Children	1,175	1,915	61.4%	61.8%	61.1%	58.8%
% of FP17s for the same patient ID Re-attending between 3 & 9 months - Adults	1,984	3,756	52.8%	53.1%	52.4%	51.0%
% of FP17s for Band 1 Urgent Courses	475	5,406	8.8%	8.6%	9.5%	9.0%
% of FP17s Relating to Free Repair or Replacements	20	5,406	0.4%	0.8%	0.7%	0.8%
% of FP17s Relating to Continuations	91	5,406	1.7%	1.0%	0.8%	0.9%
% of Patients satisfied with the dentistry they have received	0	0	N/A	92.0%	93.1%	93.2%
% of Patients satisfied with the time they had to wait for an appointment	0	0	N/A	90.4%	87.8%	88.3%

* This is based on patients treated on this contract for their most recent course of treatment. Figures in italics indicate the base number of FP17s or Patient Questionnaire responses are less than 100. N/A is shown where the base number of responses is less than 10 during the period. % is calculated as Quantity/Base number*100

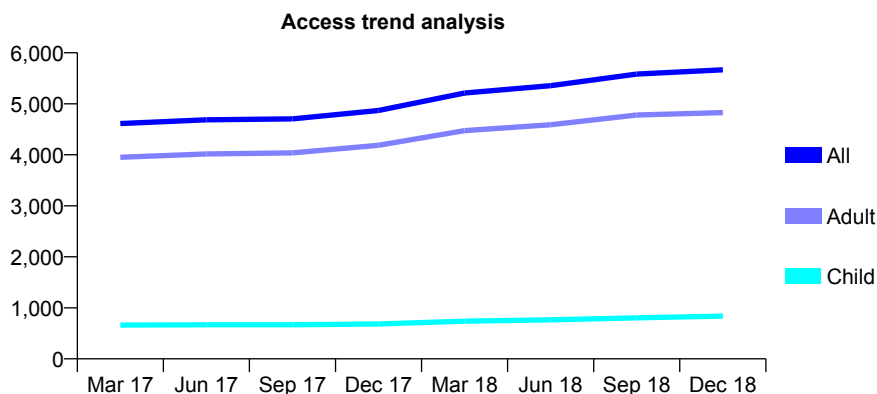
Q65 - Vital Signs At a Glance Contract Report for 101435/0140 - December 2018

Name or company name	IDH Limited
Contract type name	GDS Contract
Purpose of contract	General
Contract start date	16/08/2010
Contract end date	

18/19 Contracted general activity (UDA)	14,000
Carry forward general activity (UDA)	0
18/19 Contracted orthodontic activity (UOA)	0
Carry forward orthodontic activity (UOA)	0
Baseline contract value	£351,030.54

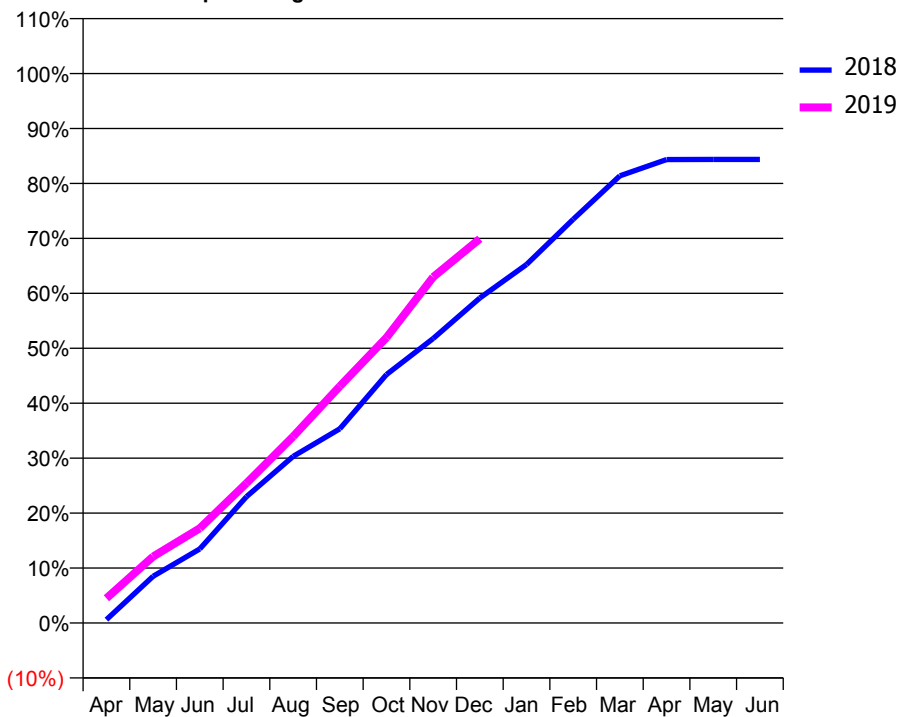
ACCESS*

Patients seen in 24 months	Total	Change since previous quarter
Quarter ending December 2017	4,870	
Quarter ending March 2018	5,213	↑
Quarter ending June 2018	5,355	↑
Quarter ending September 2018	5,583	↑
Quarter ending December 2018	5,666	→
Variance since December 2017	16.3%	↑



ACTIVITY

Cumulative percentage of contracted UDA delivered 2018 & 2019



Month	Adjusted Scheduled Activity (UDA)	
	2018	2019
April	101	629
May	1,361	1,693
June	2,156	2,412
July	3,680	3,561
August	4,853	4,753
September	5,656	6,033
October	7,236	7,270
November	8,285	8,816
December	9,463	9,789
January	10,440	
February	11,753	
March	13,022	
April	13,493	
May	13,498	
June	13,498	

QUALITY

	Quantity	Base Number	Contract	AT	Region	England
% of FP17s for the same patient ID Re-attending within 3 months - Children	61	732	8.3%	9.6%	11.3%	11.8%
% of FP17s for the same patient ID Re-attending within 3 months - Adults	490	3,562	13.8%	13.7%	15.3%	15.6%
% of FP17s for the same patient ID Re-attending between 3 & 9 months - Children	278	732	38.0%	61.8%	61.1%	58.8%
% of FP17s for the same patient ID Re-attending between 3 & 9 months - Adults	1,148	3,562	32.2%	53.1%	52.4%	51.0%
% of FP17s for Band 1 Urgent Courses	486	4,075	11.9%	8.6%	9.5%	9.0%
% of FP17s Relating to Free Repair or Replacements	3	4,075	0.1%	0.8%	0.7%	0.8%
% of FP17s Relating to Continuations	78	4,075	1.9%	1.0%	0.8%	0.9%
% of Patients satisfied with the dentistry they have received	0	0	N/A	92.0%	93.1%	93.2%
% of Patients satisfied with the time they had to wait for an appointment	0	0	N/A	90.4%	87.8%	88.3%

* This is based on patients treated on this contract for their most recent course of treatment. Figures in italics indicate the base number of FP17s or Patient Questionnaire responses are less than 100. N/A is shown where the base number of responses is less than 10 during the period. % is calculated as Quantity/Base number*100

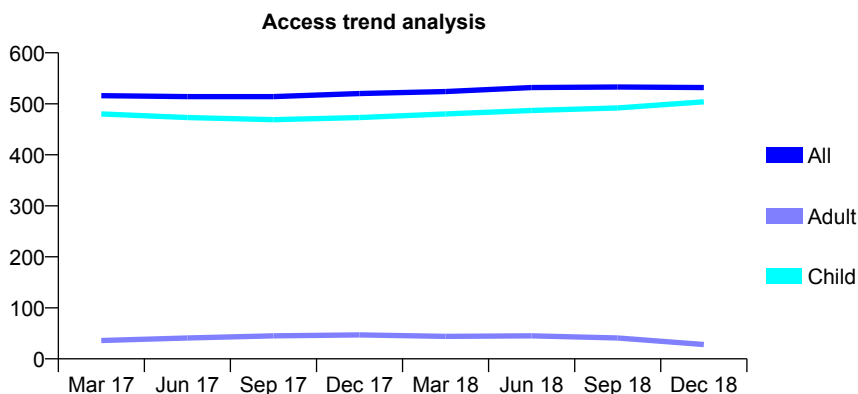
Q65 - Vital Signs At a Glance Contract Report for 104310/0001 - December 2018

Name or company name	Henleaze Dental Practice Ltd
Contract type name	GDS Contract
Purpose of contract	General
Contract start date	01/07/2010
Contract end date	

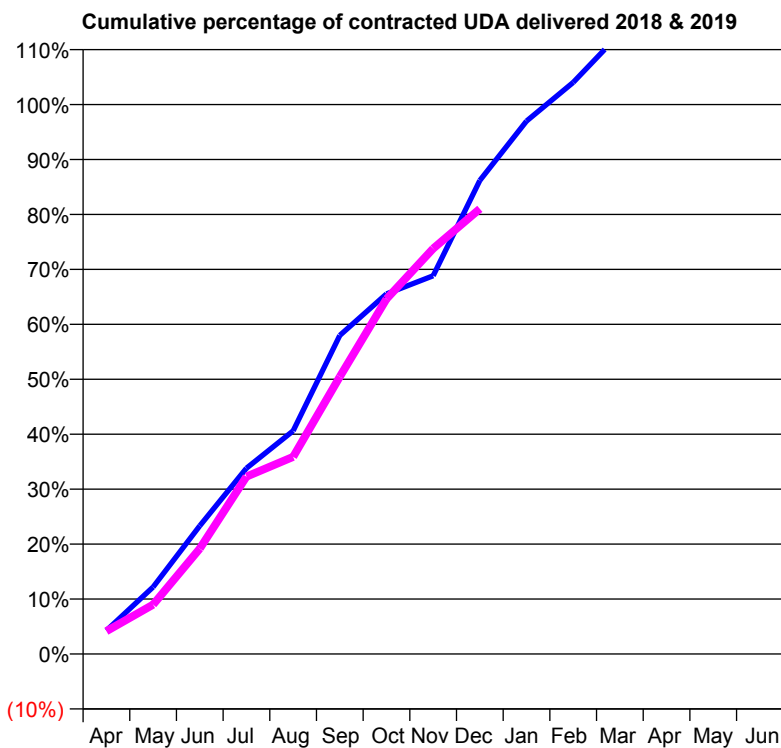
18/19 Contracted general activity (UDA)	612
Carry forward general activity (UDA)	-12
18/19 Contracted orthodontic activity (UOA)	0
Carry forward orthodontic activity (UOA)	0
Baseline contract value	£11,702.43

ACCESS*

Patients seen in 24 months	Total	Change since previous quarter
Quarter ending December 2017	520	
Quarter ending March 2018	524	→
Quarter ending June 2018	532	→
Quarter ending September 2018	533	→
Quarter ending December 2018	532	→
Variance since December 2017	2.3%	↑



ACTIVITY



Adjusted Scheduled Activity (UDA)		
Month	2018	2019
April	26	25
May	75	55
June	143	117
July	207	198
August	249	220
September	355	309
October	401	395
November	421	452
December	527	496
January	594	
February	637	
March	691	
April	705	
May	705	
June	705	

QUALITY

	Quantity	Base Number	Contract	AT	Region	England
% of FP17s for the same patient ID Re-attending within 3 months - Children	20	417	4.8%	9.6%	11.3%	11.8%
% of FP17s for the same patient ID Re-attending within 3 months - Adults	0	0	N/A	13.7%	15.3%	15.6%
% of FP17s for the same patient ID Re-attending between 3 & 9 months - Children	95	417	22.8%	61.8%	61.1%	58.8%
% of FP17s for the same patient ID Re-attending between 3 & 9 months - Adults	0	0	N/A	53.1%	52.4%	51.0%
% of FP17s for Band 1 Urgent Courses	14	398	3.5%	8.6%	9.5%	9.0%
% of FP17s Relating to Free Repair or Replacements	0	398	0.0%	0.8%	0.7%	0.8%
% of FP17s Relating to Continuations	0	398	0.0%	1.0%	0.8%	0.9%
% of Patients satisfied with the dentistry they have received	0	0	N/A	92.0%	93.1%	93.2%
% of Patients satisfied with the time they had to wait for an appointment	0	0	N/A	90.4%	87.8%	88.3%

* This is based on patients treated on this contract for their most recent course of treatment. Figures in italics indicate the base number of FP17s or Patient Questionnaire responses are less than 100. N/A is shown where the base number of responses is less than 10 during the period. % is calculated as Quantity/Base number*100

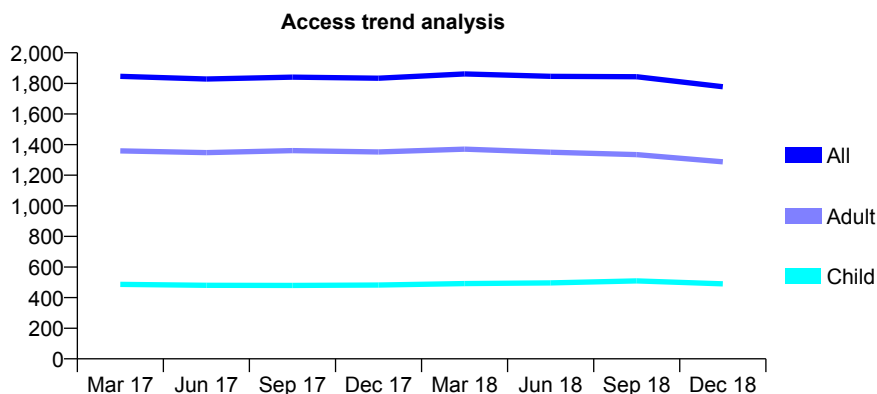
Q65 - Vital Signs At a Glance Contract Report for 106089/0001 - December 2018

Name or company name	Church Street Dental Practice Ltd
Contract type name	GDS Contract
Purpose of contract	General and Orthodontic
Contract start date	01/04/2010
Contract end date	

18/19 Contracted general activity (UDA)	3,250
Carry forward general activity (UDA)	0
18/19 Contracted orthodontic activity (UOA)	462
Carry forward orthodontic activity (UOA)	0
Baseline contract value	£103,067.24

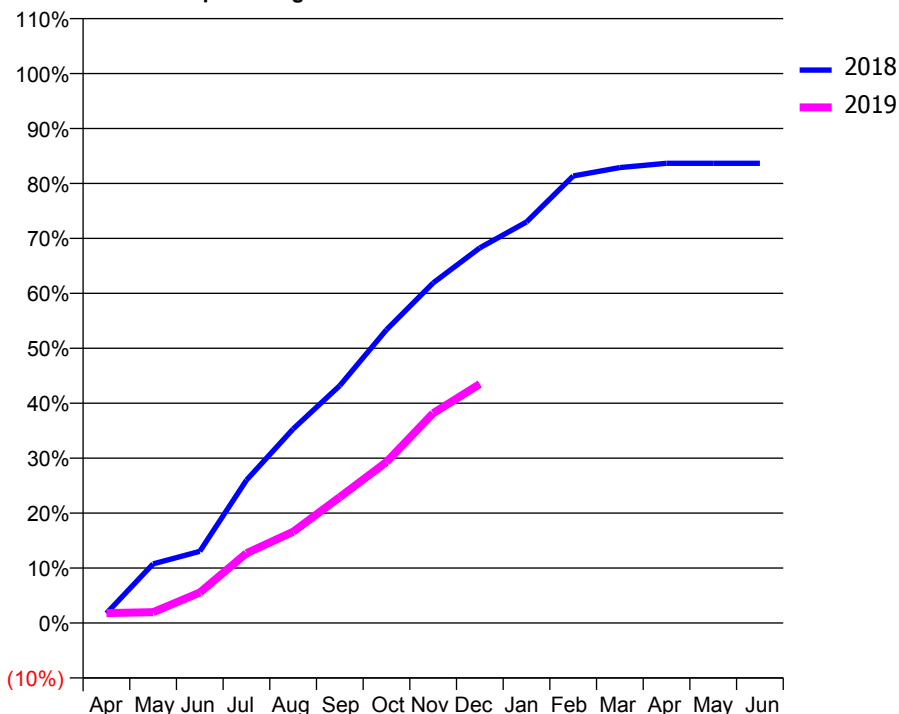
ACCESS*

Patients seen in 24 months	Total	Change since previous quarter
Quarter ending December 2017	1,834	
Quarter ending March 2018	1,862	→
Quarter ending June 2018	1,846	→
Quarter ending September 2018	1,844	→
Quarter ending December 2018	1,778	↓
Variance since December 2017	(3.1%)	↓



ACTIVITY

Cumulative percentage of contracted UDA delivered 2018 & 2019



Month	Adjusted Scheduled Activity (UDA)	
	2018	2019
April	57	59
May	350	64
June	424	180
July	845	413
August	1,148	540
September	1,404	745
October	1,734	953
November	2,012	1,241
December	2,219	1,413
January	2,372	
February	2,644	
March	2,694	
April	2,719	
May	2,719	
June	2,719	

QUALITY

	Quantity	Base Number	Contract	AT	Region	England
% of FP17s for the same patient ID Re-attending within 3 months - Children	39	487	8.0%	9.6%	11.3%	11.8%
% of FP17s for the same patient ID Re-attending within 3 months - Adults	107	1,028	10.4%	13.7%	15.3%	15.6%
% of FP17s for the same patient ID Re-attending between 3 & 9 months - Children	261	487	53.6%	61.8%	61.1%	58.8%
% of FP17s for the same patient ID Re-attending between 3 & 9 months - Adults	528	1,028	51.4%	53.1%	52.4%	51.0%
% of FP17s for Band 1 Urgent Courses	27	729	3.7%	8.6%	9.5%	9.0%
% of FP17s Relating to Free Repair or Replacements	5	729	0.7%	0.8%	0.7%	0.8%
% of FP17s Relating to Continuations	9	729	1.2%	1.0%	0.8%	0.9%
% of Patients satisfied with the dentistry they have received	2	2	N/A	92.0%	93.1%	93.2%
% of Patients satisfied with the time they had to wait for an appointment	2	2	N/A	90.4%	87.8%	88.3%

* This is based on patients treated on this contract for their most recent course of treatment. Figures in italics indicate the base number of FP17s or Patient Questionnaire responses are less than 100. N/A is shown where the base number of responses is less than 10 during the period. % is calculated as Quantity/Base number*100

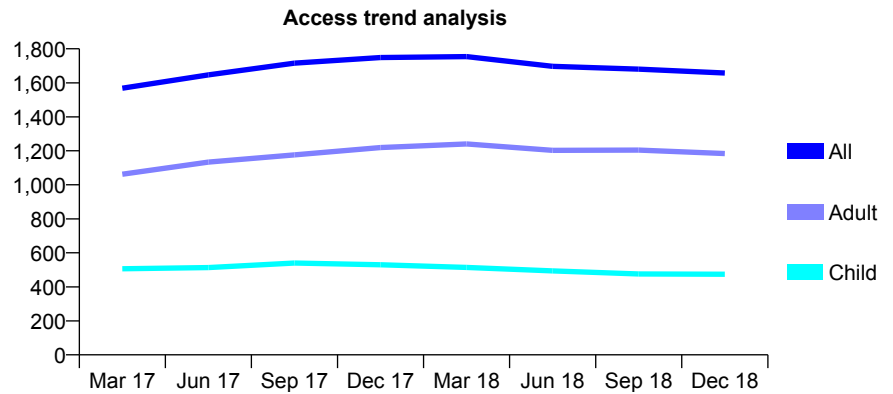
Q65 - Vital Signs At a Glance Contract Report for 106305/0001 - December 2018

Name or company name	Mr Georgios Mexias
Contract type name	GDS Contract
Purpose of contract	General
Contract start date	02/09/2015
Contract end date	

18/19 Contracted general activity (UDA)	4,603
Carry forward general activity (UDA)	-92
18/19 Contracted orthodontic activity (UOA)	0
Carry forward orthodontic activity (UOA)	0
Baseline contract value	£113,788.24

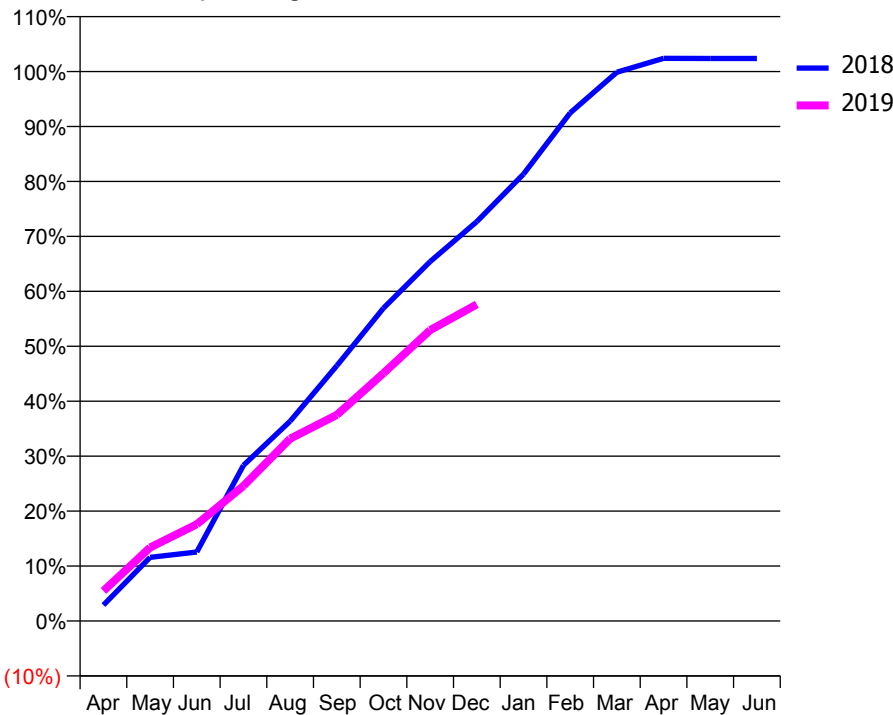
ACCESS*

Patients seen in 24 months	Total	Change since previous quarter
Quarter ending December 2017	1,749	
Quarter ending March 2018	1,754	→
Quarter ending June 2018	1,697	↓
Quarter ending September 2018	1,680	↓
Quarter ending December 2018	1,658	↓
Variance since December 2017	(5.2%)	↓



ACTIVITY

Cumulative percentage of contracted UDA delivered 2018 & 2019



Month	Adjusted Scheduled Activity (UDA)	
	2018	2019
April	134	251
May	534	616
June	578	811
July	1,304	1,132
August	1,674	1,527
September	2,139	1,726
October	2,621	2,076
November	3,011	2,437
December	3,346	2,652
January	3,744	
February	4,257	
March	4,597	
April	4,714	
May	4,713	
June	4,713	

QUALITY

	Quantity	Base Number	Contract	AT	Region	England
% of FP17s for the same patient ID Re-attending within 3 months - Children	41	485	8.5%	9.6%	11.3%	11.8%
% of FP17s for the same patient ID Re-attending within 3 months - Adults	167	1,067	15.7%	13.7%	15.3%	15.6%
% of FP17s for the same patient ID Re-attending between 3 & 9 months - Children	296	485	61.0%	61.8%	61.1%	58.8%
% of FP17s for the same patient ID Re-attending between 3 & 9 months - Adults	613	1,067	57.5%	53.1%	52.4%	51.0%
% of FP17s for Band 1 Urgent Courses	111	1,510	7.4%	8.6%	9.5%	9.0%
% of FP17s Relating to Free Repair or Replacements	10	1,510	0.7%	0.8%	0.7%	0.8%
% of FP17s Relating to Continuations	4	1,510	0.3%	1.0%	0.8%	0.9%
% of Patients satisfied with the dentistry they have received	0	0	N/A	92.0%	93.1%	93.2%
% of Patients satisfied with the time they had to wait for an appointment	0	0	N/A	90.4%	87.8%	88.3%

* This is based on patients treated on this contract for their most recent course of treatment. Figures in italics indicate the base number of FP17s or Patient Questionnaire responses are less than 100. N/A is shown where the base number of responses is less than 10 during the period. % is calculated as Quantity/Base number*100

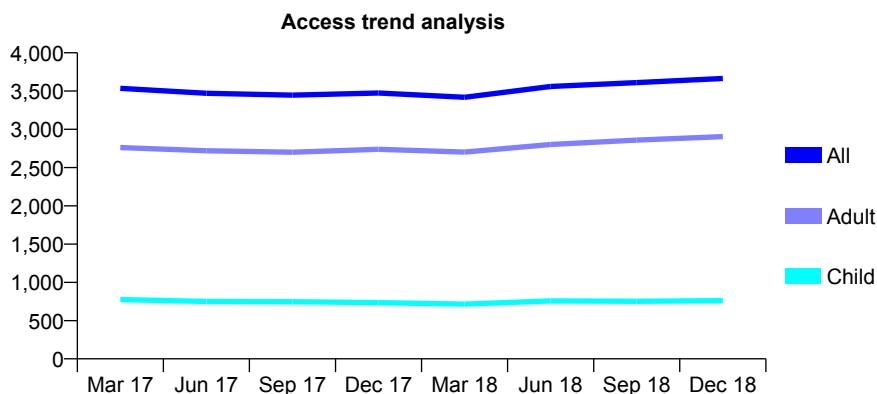
Q65 - Vital Signs At a Glance Contract Report for 107034/0003 - December 2018

Name or company name	TDK Dental Limited
Contract type name	GDS Contract
Purpose of contract	General
Contract start date	01/09/2008
Contract end date	

18/19 Contracted general activity (UDA)	13,778
Carry forward general activity (UDA)	0
18/19 Contracted orthodontic activity (UOA)	0
Carry forward orthodontic activity (UOA)	0
Baseline contract value	£353,663.09

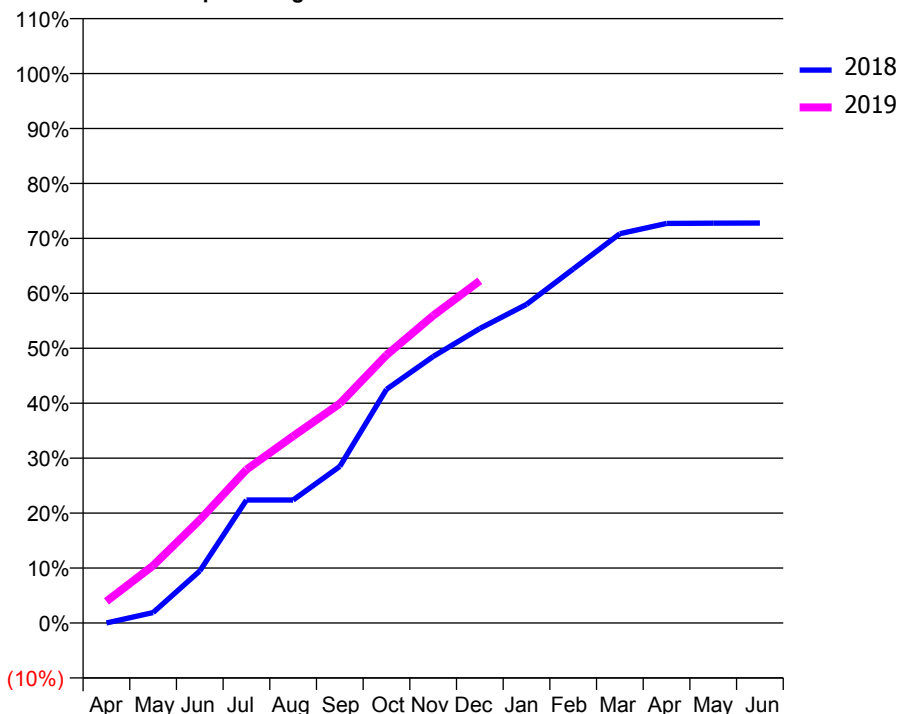
ACCESS*

Patients seen in 24 months	Total	Change since previous quarter
Quarter ending December 2017	3,474	
Quarter ending March 2018	3,419	↓
Quarter ending June 2018	3,560	↑
Quarter ending September 2018	3,611	→
Quarter ending December 2018	3,665	→
Variance since December 2017	5.5%	↑



ACTIVITY

Cumulative percentage of contracted UDA delivered 2018 & 2019



Month	Adjusted Scheduled Activity (UDA)	
	2018	2019
April	0	544
May	262	1,438
June	1,304	2,586
July	3,085	3,846
August	3,085	4,687
September	3,928	5,500
October	5,860	6,719
November	6,683	7,708
December	7,384	8,581
January	7,991	
February	8,875	
March	9,761	
April	10,018	
May	10,026	
June	10,029	

QUALITY

	Quantity	Base Number	Contract	AT	Region	England
% of FP17s for the same patient ID Re-attending within 3 months - Children	68	926	7.3%	9.6%	11.3%	11.8%
% of FP17s for the same patient ID Re-attending within 3 months - Adults	562	3,520	16.0%	13.7%	15.3%	15.6%
% of FP17s for the same patient ID Re-attending between 3 & 9 months - Children	510	926	55.1%	61.8%	61.1%	58.8%
% of FP17s for the same patient ID Re-attending between 3 & 9 months - Adults	1,922	3,520	54.6%	53.1%	52.4%	51.0%
% of FP17s for Band 1 Urgent Courses	325	4,292	7.6%	8.6%	9.5%	9.0%
% of FP17s Relating to Free Repair or Replacements	13	4,292	0.3%	0.8%	0.7%	0.8%
% of FP17s Relating to Continuations	32	4,292	0.7%	1.0%	0.8%	0.9%
% of Patients satisfied with the dentistry they have received	1	1	N/A	92.0%	93.1%	93.2%
% of Patients satisfied with the time they had to wait for an appointment	1	1	N/A	90.4%	87.8%	88.3%

* This is based on patients treated on this contract for their most recent course of treatment. Figures in italics indicate the base number of FP17s or Patient Questionnaire responses are less than 100. N/A is shown where the base number of responses is less than 10 during the period. % is calculated as Quantity/Base number*100

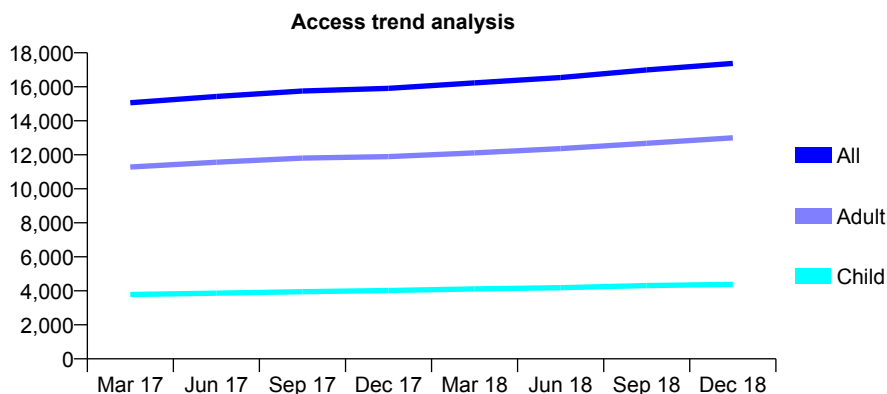
Q65 - Vital Signs At a Glance Contract Report for 107263/0001 - December 2018

Name or company name	Smile Line (UK) Ltd
Contract type name	GDS Contract
Purpose of contract	General
Contract start date	01/06/2014
Contract end date	

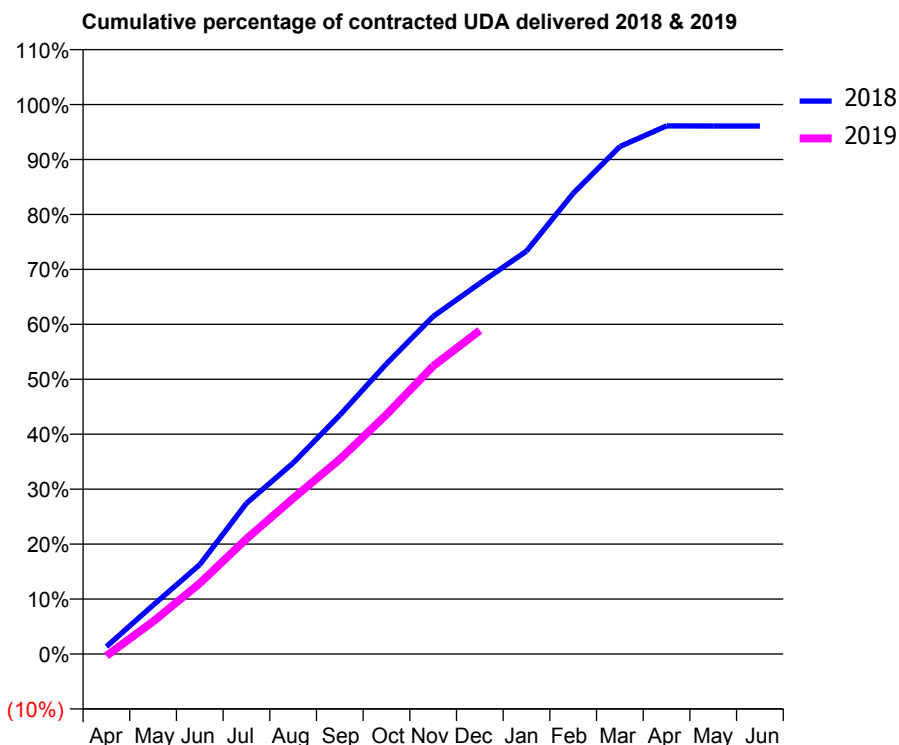
18/19 Contracted general activity (UDA)	54,160
Carry forward general activity (UDA)	2,123
18/19 Contracted orthodontic activity (UOA)	0
Carry forward orthodontic activity (UOA)	0
Baseline contract value	£1,465,037.61

ACCESS*

Patients seen in 24 months	Total	Change since previous quarter
Quarter ending December 2017	15,909	
Quarter ending March 2018	16,231	↑
Quarter ending June 2018	16,546	→
Quarter ending September 2018	16,989	↑
Quarter ending December 2018	17,376	↑
Variance since December 2017	9.2%	↑



ACTIVITY



Month	Adjusted Scheduled Activity (UDA)	
	2018	2019
April	726	-191
May	4,819	3,201
June	8,814	6,971
July	14,862	11,349
August	18,822	15,348
September	23,548	19,200
October	28,610	23,592
November	33,266	28,387
December	36,544	31,889
January	39,712	
February	45,407	
March	50,019	
April	52,051	
May	52,038	
June	52,037	

QUALITY

	Quantity	Base Number	Contract	AT	Region	England
% of FP17s for the same patient ID Re-attending within 3 months - Children	273	4,650	5.9%	9.6%	11.3%	11.8%
% of FP17s for the same patient ID Re-attending within 3 months - Adults	1,387	12,022	11.5%	13.7%	15.3%	15.6%
% of FP17s for the same patient ID Re-attending between 3 & 9 months - Children	2,798	4,650	60.2%	61.8%	61.1%	58.8%
% of FP17s for the same patient ID Re-attending between 3 & 9 months - Adults	6,206	12,022	51.6%	53.1%	52.4%	51.0%
% of FP17s for Band 1 Urgent Courses	1,826	15,791	11.6%	8.6%	9.5%	9.0%
% of FP17s Relating to Free Repair or Replacements	48	15,791	0.3%	0.8%	0.7%	0.8%
% of FP17s Relating to Continuations	24	15,791	0.2%	1.0%	0.8%	0.9%
% of Patients satisfied with the dentistry they have received	4	5	N/A	92.0%	93.1%	93.2%
% of Patients satisfied with the time they had to wait for an appointment	3	5	N/A	90.4%	87.8%	88.3%

* This is based on patients treated on this contract for their most recent course of treatment. Figures in italics indicate the base number of FP17s or Patient Questionnaire responses are less than 100. N/A is shown where the base number of responses is less than 10 during the period. % is calculated as Quantity/Base number*100

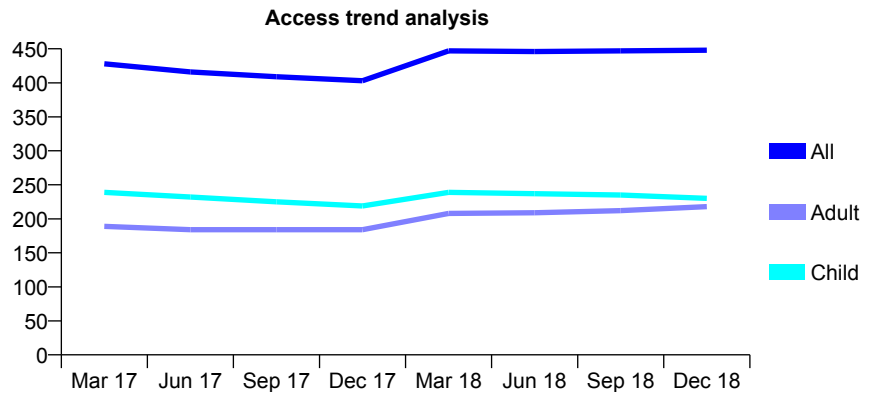
Q65 - Vital Signs At a Glance Contract Report for 109681/0001 - December 2018

Name or company name	Backwell Dental Care Ltd
Contract type name	GDS Contract
Purpose of contract	General
Contract start date	01/06/2010
Contract end date	

18/19 Contracted general activity (UDA)	1,205
Carry forward general activity (UDA)	19
18/19 Contracted orthodontic activity (UOA)	0
Carry forward orthodontic activity (UOA)	0
Baseline contract value	£36,703.99

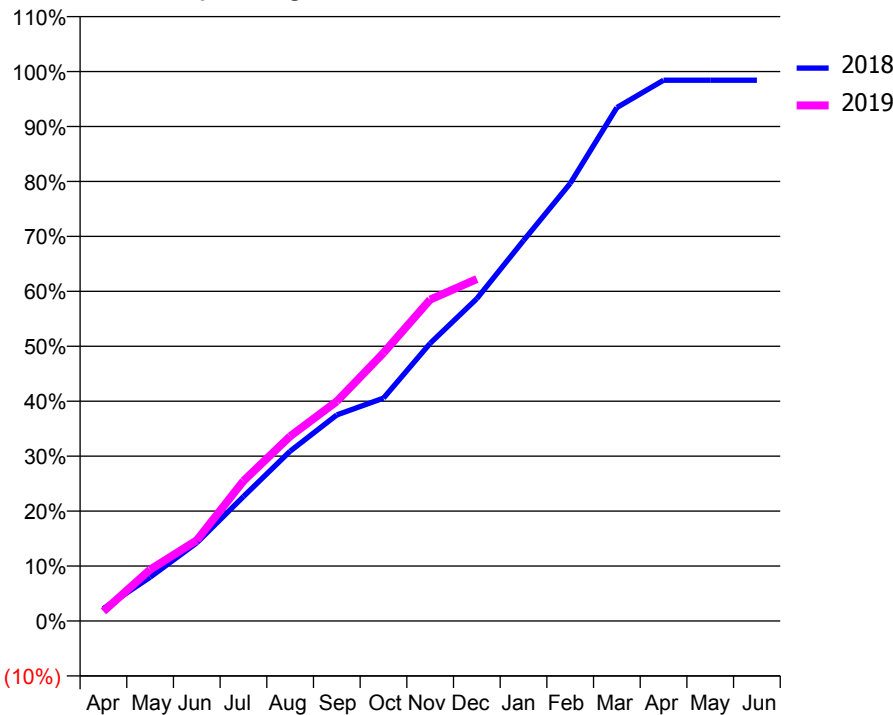
ACCESS*

Patients seen in 24 months	Total	Change since previous quarter
Quarter ending December 2017	403	
Quarter ending March 2018	447	↑
Quarter ending June 2018	446	→
Quarter ending September 2018	447	→
Quarter ending December 2018	448	→
Variance since December 2017	11.2%	↑



ACTIVITY

Cumulative percentage of contracted UDA delivered 2018 & 2019



Month	Adjusted Scheduled Activity (UDA)	
	2018	2019
April	27	21
May	96	113
June	171	177
July	273	307
August	372	405
September	452	482
October	489	588
November	609	705
December	707	750
January	834	
February	960	
March	1,126	
April	1,186	
May	1,186	
June	1,186	

QUALITY

	Quantity	Base Number	Contract	AT	Region	England
% of FP17s for the same patient ID Re-attending within 3 months - Children	20	303	6.6%	9.6%	11.3%	11.8%
% of FP17s for the same patient ID Re-attending within 3 months - Adults	25	211	11.8%	13.7%	15.3%	15.6%
% of FP17s for the same patient ID Re-attending between 3 & 9 months - Children	221	303	72.9%	61.8%	61.1%	58.8%
% of FP17s for the same patient ID Re-attending between 3 & 9 months - Adults	139	211	65.9%	53.1%	52.4%	51.0%
% of FP17s for Band 1 Urgent Courses	19	481	4.0%	8.6%	9.5%	9.0%
% of FP17s Relating to Free Repair or Replacements	0	481	0.0%	0.8%	0.7%	0.8%
% of FP17s Relating to Continuations	0	481	0.0%	1.0%	0.8%	0.9%
% of Patients satisfied with the dentistry they have received	0	0	N/A	92.0%	93.1%	93.2%
% of Patients satisfied with the time they had to wait for an appointment	0	0	N/A	90.4%	87.8%	88.3%

* This is based on patients treated on this contract for their most recent course of treatment. Figures in italics indicate the base number of FP17s or Patient Questionnaire responses are less than 100. N/A is shown where the base number of responses is less than 10 during the period. % is calculated as Quantity/Base number*100

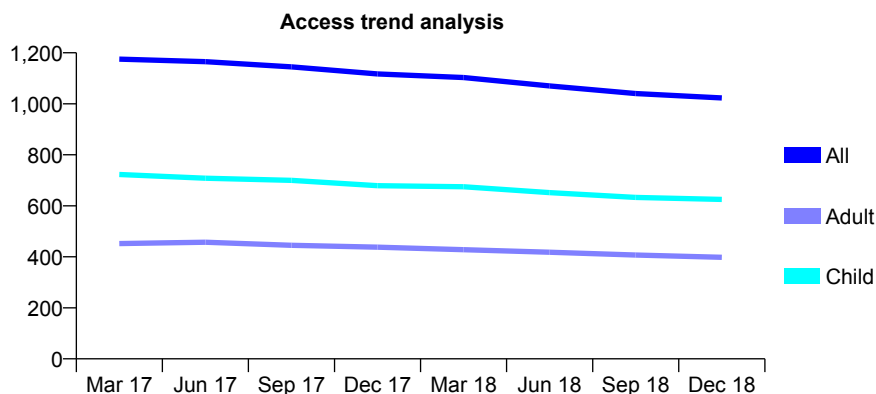
Q65 - Vital Signs At a Glance Contract Report for 111333/0001 - December 2018

Name or company name	Connor Hichens
Contract type name	GDS Contract
Purpose of contract	General and Orthodontic
Contract start date	01/12/2012
Contract end date	

18/19 Contracted general activity (UDA)	2,700
Carry forward general activity (UDA)	0
18/19 Contracted orthodontic activity (UOA)	233
Carry forward orthodontic activity (UOA)	0
Baseline contract value	£75,225.05

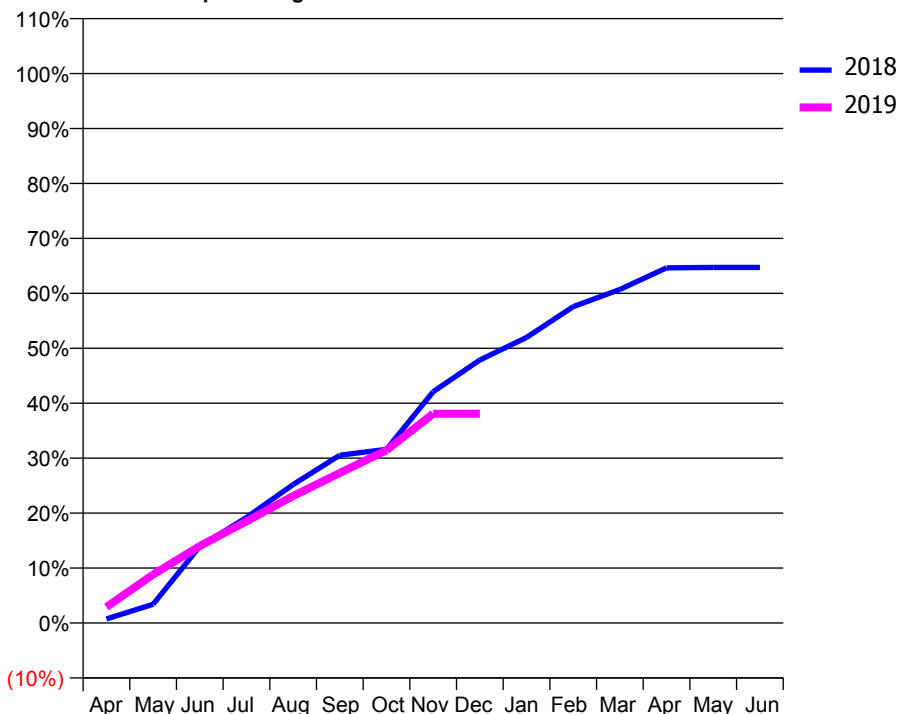
ACCESS*

Patients seen in 24 months	Total	Change since previous quarter
Quarter ending December 2017	1,117	
Quarter ending March 2018	1,103	↓
Quarter ending June 2018	1,070	↓
Quarter ending September 2018	1,040	↓
Quarter ending December 2018	1,023	↓
Variance since December 2017	(8.4%)	↓



ACTIVITY

Cumulative percentage of contracted UDA delivered 2018 & 2019



Month	Adjusted Scheduled Activity (UDA)	
	2018	2019
April	20	78
May	92	238
June	376	378
July	519	499
August	680	624
September	825	737
October	854	849
November	1,136	1,028
December	1,293	1,028
January	1,403	
February	1,555	
March	1,639	
April	1,745	
May	1,747	
June	1,747	

QUALITY

	Quantity	Base Number	Contract	AT	Region	England
% of FP17s for the same patient ID Re-attending within 3 months - Children	51	626	8.1%	9.6%	11.3%	11.8%
% of FP17s for the same patient ID Re-attending within 3 months - Adults	24	239	10.0%	13.7%	15.3%	15.6%
% of FP17s for the same patient ID Re-attending between 3 & 9 months - Children	346	626	55.3%	61.8%	61.1%	58.8%
% of FP17s for the same patient ID Re-attending between 3 & 9 months - Adults	116	239	48.5%	53.1%	52.4%	51.0%
% of FP17s for Band 1 Urgent Courses	37	755	4.9%	8.6%	9.5%	9.0%
% of FP17s Relating to Free Repair or Replacements	0	755	0.0%	0.8%	0.7%	0.8%
% of FP17s Relating to Continuations	2	755	0.3%	1.0%	0.8%	0.9%
% of Patients satisfied with the dentistry they have received	3	3	N/A	92.0%	93.1%	93.2%
% of Patients satisfied with the time they had to wait for an appointment	3	3	N/A	90.4%	87.8%	88.3%

* This is based on patients treated on this contract for their most recent course of treatment. Figures in italics indicate the base number of FP17s or Patient Questionnaire responses are less than 100. N/A is shown where the base number of responses is less than 10 during the period. % is calculated as Quantity/Base number*100

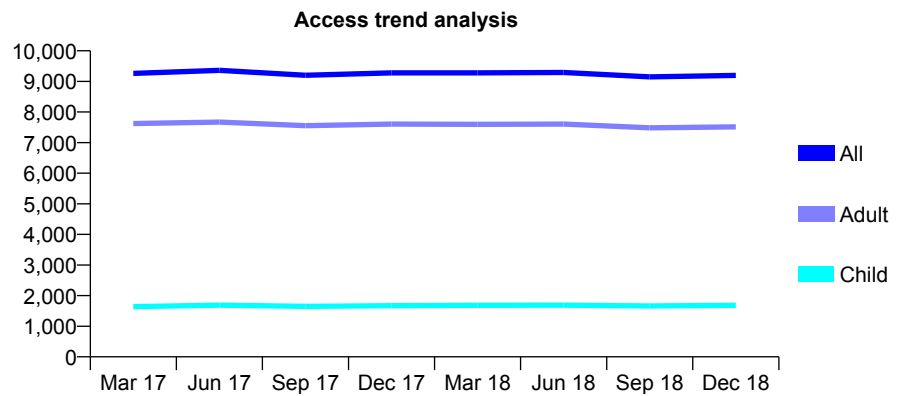
Q65 - Vital Signs At a Glance Contract Report for 112194/0001 - December 2018

Name or company name	High Street Dental Practice
Contract type name	GDS Contract
Purpose of contract	General
Contract start date	01/04/2006
Contract end date	

18/19 Contracted general activity (UDA)	26,500
Carry forward general activity (UDA)	0
18/19 Contracted orthodontic activity (UOA)	0
Carry forward orthodontic activity (UOA)	0
Baseline contract value	£701,103.99

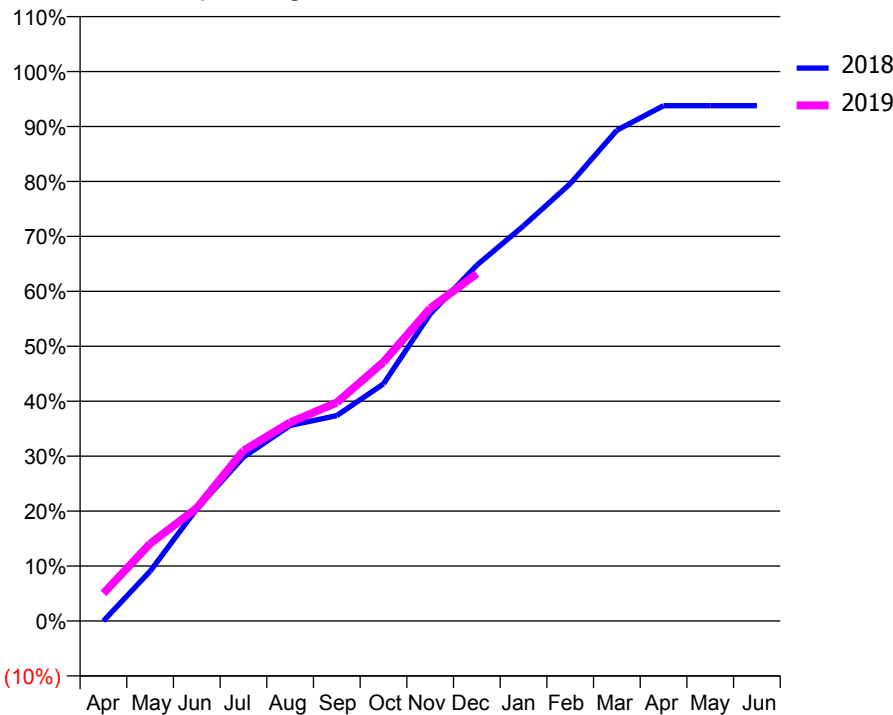
ACCESS*

Patients seen in 24 months	Total	Change since previous quarter
Quarter ending December 2017	9,277	
Quarter ending March 2018	9,281	→
Quarter ending June 2018	9,293	→
Quarter ending September 2018	9,149	↓
Quarter ending December 2018	9,195	→
Variance since December 2017	(0.9%)	→



ACTIVITY

Cumulative percentage of contracted UDA delivered 2018 & 2019



Month	Adjusted Scheduled Activity (UDA)	
	2018	2019
April	0	1,335
May	2,445	3,736
June	5,514	5,450
July	8,058	8,223
August	9,610	9,581
September	10,095	10,534
October	11,655	12,495
November	15,088	15,086
December	17,482	16,746
January	19,417	
February	21,490	
March	24,113	
April	25,320	
May	25,321	
June	25,321	

QUALITY

	Quantity	Base Number	Contract	AT	Region	England
% of FP17s for the same patient ID Re-attending within 3 months - Children	97	1,664	5.8%	9.6%	11.3%	11.8%
% of FP17s for the same patient ID Re-attending within 3 months - Adults	1,073	6,381	16.8%	13.7%	15.3%	15.6%
% of FP17s for the same patient ID Re-attending between 3 & 9 months - Children	960	1,664	57.7%	61.8%	61.1%	58.8%
% of FP17s for the same patient ID Re-attending between 3 & 9 months - Adults	2,089	6,381	32.7%	53.1%	52.4%	51.0%
% of FP17s for Band 1 Urgent Courses	590	7,564	7.8%	8.6%	9.5%	9.0%
% of FP17s Relating to Free Repair or Replacements	106	7,564	1.4%	0.8%	0.7%	0.8%
% of FP17s Relating to Continuations	308	7,564	4.1%	1.0%	0.8%	0.9%
% of Patients satisfied with the dentistry they have received	10	11	90.9%	92.0%	93.1%	93.2%
% of Patients satisfied with the time they had to wait for an appointment	10	11	90.9%	90.4%	87.8%	88.3%

* This is based on patients treated on this contract for their most recent course of treatment. Figures in italics indicate the base number of FP17s or Patient Questionnaire responses are less than 100. N/A is shown where the base number of responses is less than 10 during the period. % is calculated as Quantity/Base number*100

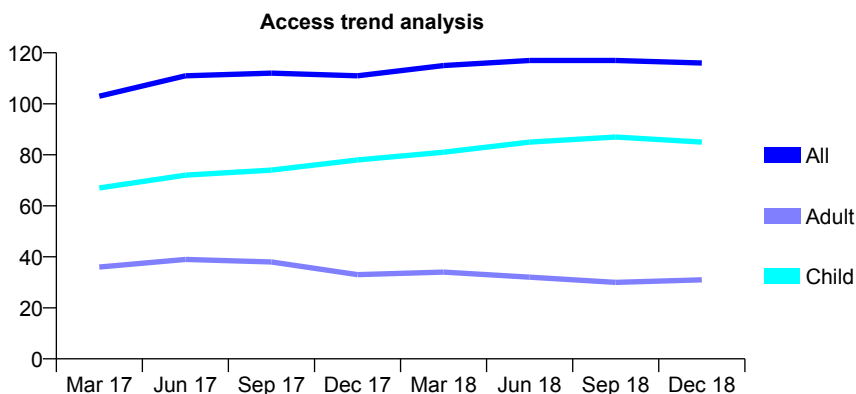
Q65 - Vital Signs At a Glance Contract Report for 114669/0001 - December 2018

Name or company name	MR MI STEWART
Contract type name	GDS Contract
Purpose of contract	General
Contract start date	01/09/2015
Contract end date	

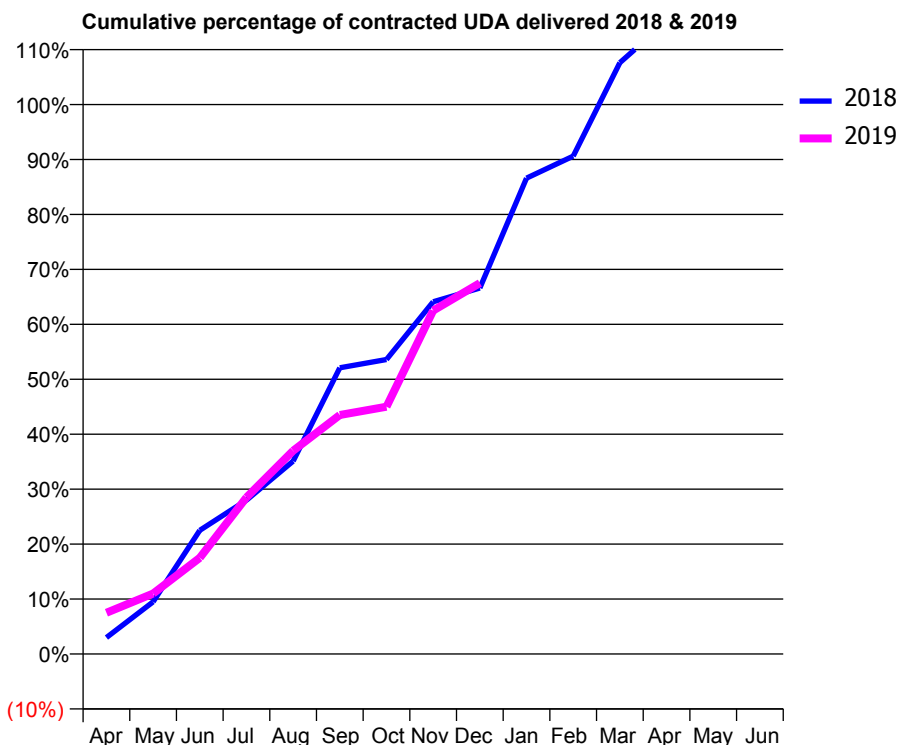
18/19 Contracted general activity (UDA)	200
Carry forward general activity (UDA)	-4
18/19 Contracted orthodontic activity (UOA)	0
Carry forward orthodontic activity (UOA)	0
Baseline contract value	£4,326.85

ACCESS*

Patients seen in 24 months	Total	Change since previous quarter
Quarter ending December 2017	111	
Quarter ending March 2018	115	↑
Quarter ending June 2018	117	→
Quarter ending September 2018	117	→
Quarter ending December 2018	116	→
Variance since December 2017	4.5%	↑



ACTIVITY



Adjusted Scheduled Activity (UDA)		
Month	2018	2019
April	6	15
May	19	22
June	45	35
July	56	57
August	70	74
September	104	87
October	107	90
November	128	125
December	133	135
January	173	
February	181	
March	215	
April	230	
May	234	
June	234	

QUALITY

	Quantity	Base Number	Contract	AT	Region	England
% of FP17s for the same patient ID Re-attending within 3 months - Children	4	107	3.7%	9.6%	11.3%	11.8%
% of FP17s for the same patient ID Re-attending within 3 months - Adults	2	16	12.5%	13.7%	15.3%	15.6%
% of FP17s for the same patient ID Re-attending between 3 & 9 months - Children	79	107	73.8%	61.8%	61.1%	58.8%
% of FP17s for the same patient ID Re-attending between 3 & 9 months - Adults	9	16	56.3%	53.1%	52.4%	51.0%
% of FP17s for Band 1 Urgent Courses	0	109	0.0%	8.6%	9.5%	9.0%
% of FP17s Relating to Free Repair or Replacements	0	109	0.0%	0.8%	0.7%	0.8%
% of FP17s Relating to Continuations	2	109	1.8%	1.0%	0.8%	0.9%
% of Patients satisfied with the dentistry they have received	0	0	N/A	92.0%	93.1%	93.2%
% of Patients satisfied with the time they had to wait for an appointment	0	0	N/A	90.4%	87.8%	88.3%

* This is based on patients treated on this contract for their most recent course of treatment. Figures in italics indicate the base number of FP17s or Patient Questionnaire responses are less than 100. N/A is shown where the base number of responses is less than 10 during the period. % is calculated as Quantity/Base number*100

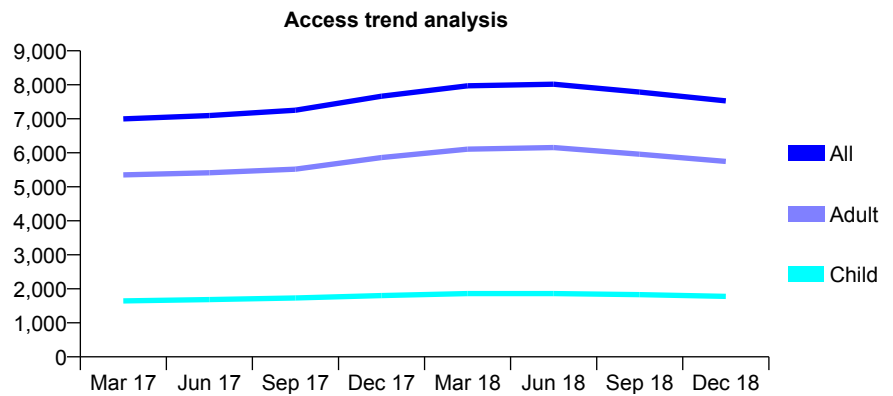
Q65 - Vital Signs At a Glance Contract Report for 115371/0001 - December 2018

Name or company name	Bahram Ltd.
Contract type name	GDS Contract
Purpose of contract	General
Contract start date	01/11/2008
Contract end date	

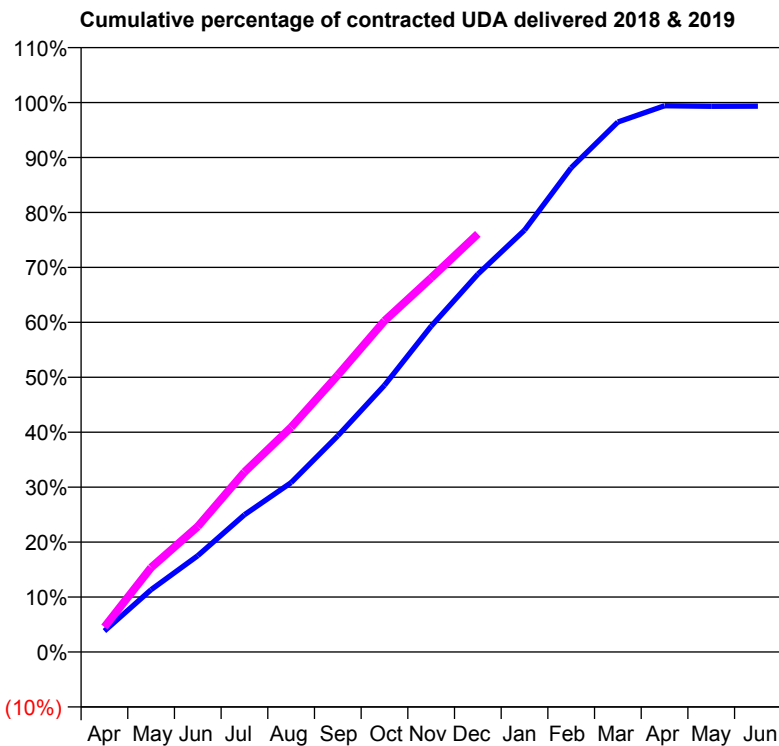
18/19 Contracted general activity (UDA)	21,238
Carry forward general activity (UDA)	141
18/19 Contracted orthodontic activity (UOA)	0
Carry forward orthodontic activity (UOA)	0
Baseline contract value	£548,324.97

ACCESS*

Patients seen in 24 months	Total	Change since previous quarter
Quarter ending December 2017	7,663	
Quarter ending March 2018	7,971	↑
Quarter ending June 2018	8,016	→
Quarter ending September 2018	7,785	↓
Quarter ending December 2018	7,527	↓
Variance since December 2017	(1.8%)	↓



ACTIVITY



Month	Adjusted Scheduled Activity (UDA)	
	2018	2019
April	812	965
May	2,411	3,265
June	3,724	4,851
July	5,305	6,953
August	6,548	8,687
September	8,358	10,702
October	10,311	12,799
November	12,593	14,460
December	14,605	16,162
January	16,304	
February	18,715	
March	20,482	
April	21,115	
May	21,093	
June	21,097	

QUALITY

	Quantity	Base Number	Contract	AT	Region	England
% of FP17s for the same patient ID Re-attending within 3 months - Children	201	2,400	8.4%	9.6%	11.3%	11.8%
% of FP17s for the same patient ID Re-attending within 3 months - Adults	900	6,945	13.0%	13.7%	15.3%	15.6%
% of FP17s for the same patient ID Re-attending between 3 & 9 months - Children	1,754	2,400	73.1%	61.8%	61.1%	58.8%
% of FP17s for the same patient ID Re-attending between 3 & 9 months - Adults	4,613	6,945	66.4%	53.1%	52.4%	51.0%
% of FP17s for Band 1 Urgent Courses	721	9,112	7.9%	8.6%	9.5%	9.0%
% of FP17s Relating to Free Repair or Replacements	64	9,112	0.7%	0.8%	0.7%	0.8%
% of FP17s Relating to Continuations	69	9,112	0.8%	1.0%	0.8%	0.9%
% of Patients satisfied with the dentistry they have received	5	5	N/A	92.0%	93.1%	93.2%
% of Patients satisfied with the time they had to wait for an appointment	5	5	N/A	90.4%	87.8%	88.3%

* This is based on patients treated on this contract for their most recent course of treatment. Figures in italics indicate the base number of FP17s or Patient Questionnaire responses are less than 100. N/A is shown where the base number of responses is less than 10 during the period. % is calculated as Quantity/Base number*100

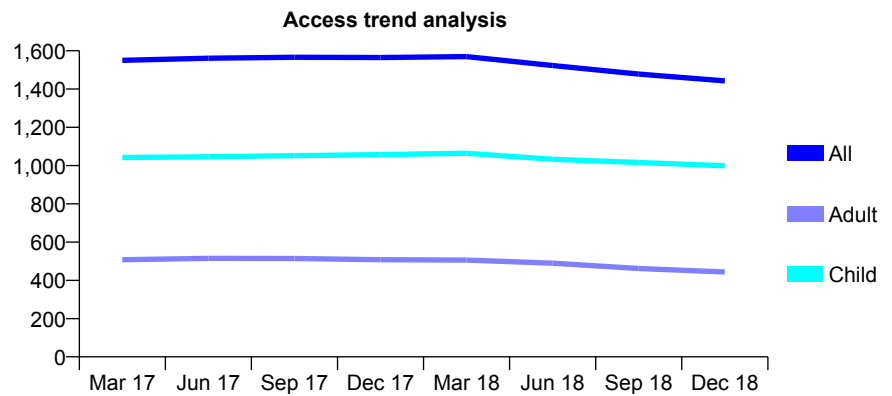
Q65 - Vital Signs At a Glance Contract Report for 115827/0001 - December 2018

Name or company name	College Street Dental Practice
Contract type name	GDS Contract
Purpose of contract	General
Contract start date	28/07/2014
Contract end date	

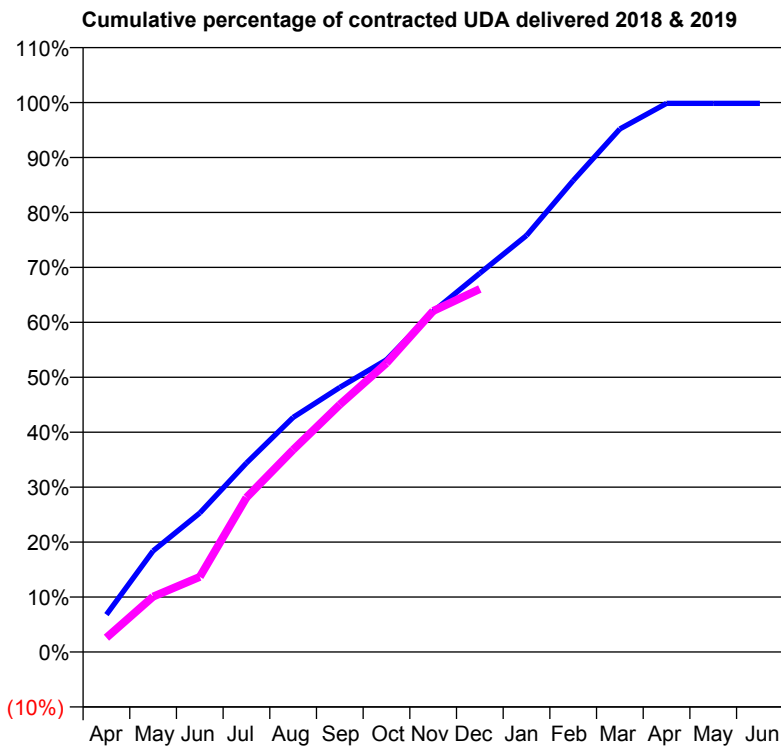
18/19 Contracted general activity (UDA)	4,000
Carry forward general activity (UDA)	6
18/19 Contracted orthodontic activity (UOA)	0
Carry forward orthodontic activity (UOA)	0
Baseline contract value	£100,632.73

ACCESS*

Patients seen in 24 months	Total	Change since previous quarter
Quarter ending December 2017	1,565	
Quarter ending March 2018	1,570	→
Quarter ending June 2018	1,523	↓
Quarter ending September 2018	1,478	↓
Quarter ending December 2018	1,443	↓
Variance since December 2017	(7.8%)	↓



ACTIVITY



Month	Adjusted Scheduled Activity (UDA)	
	2018	2019
April	272	105
May	737	403
June	1,012	547
July	1,376	1,125
August	1,708	1,472
September	1,926	1,801
October	2,127	2,103
November	2,479	2,482
December	2,757	2,643
January	3,032	
February	3,432	
March	3,807	
April	3,994	
May	3,994	
June	3,994	

QUALITY

	Quantity	Base Number	Contract	AT	Region	England
% of FP17s for the same patient ID Re-attending within 3 months - Children	125	1,303	9.6%	9.6%	11.3%	11.8%
% of FP17s for the same patient ID Re-attending within 3 months - Adults	129	452	28.5%	13.7%	15.3%	15.6%
% of FP17s for the same patient ID Re-attending between 3 & 9 months - Children	906	1,303	69.5%	61.8%	61.1%	58.8%
% of FP17s for the same patient ID Re-attending between 3 & 9 months - Adults	237	452	52.4%	53.1%	52.4%	51.0%
% of FP17s for Band 1 Urgent Courses	156	1,656	9.4%	8.6%	9.5%	9.0%
% of FP17s Relating to Free Repair or Replacements	2	1,656	0.1%	0.8%	0.7%	0.8%
% of FP17s Relating to Continuations	0	1,656	0.0%	1.0%	0.8%	0.9%
% of Patients satisfied with the dentistry they have received	0	1	N/A	92.0%	93.1%	93.2%
% of Patients satisfied with the time they had to wait for an appointment	0	1	N/A	90.4%	87.8%	88.3%

* This is based on patients treated on this contract for their most recent course of treatment. Figures in italics indicate the base number of FP17s or Patient Questionnaire responses are less than 100. N/A is shown where the base number of responses is less than 10 during the period. % is calculated as Quantity/Base number*100

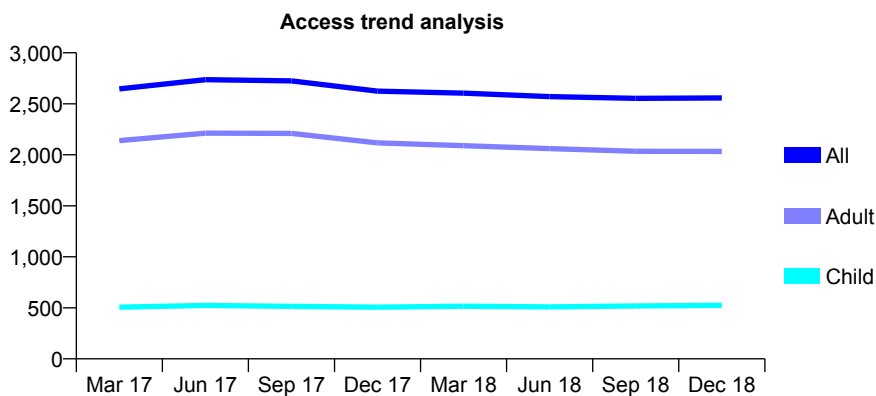
Q65 - Vital Signs At a Glance Contract Report for 116424/0001 - December 2018

Name or company name	White Dental Partnership
Contract type name	GDS Contract
Purpose of contract	General
Contract start date	01/09/2015
Contract end date	

18/19 Contracted general activity (UDA)	7,059
Carry forward general activity (UDA)	223
18/19 Contracted orthodontic activity (UOA)	0
Carry forward orthodontic activity (UOA)	0
Baseline contract value	£155,481.59

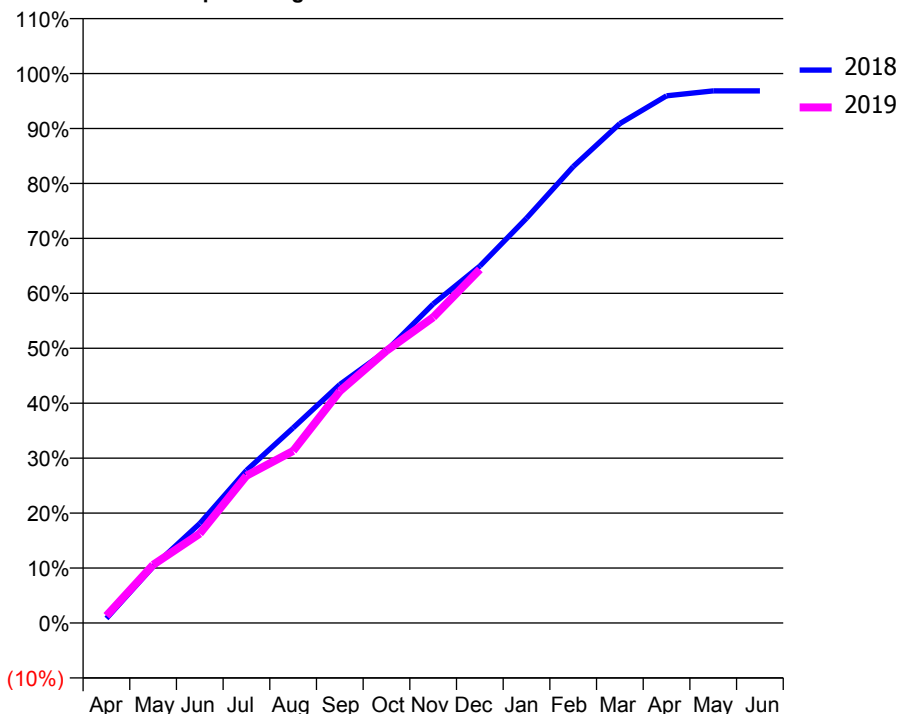
ACCESS*

Patients seen in 24 months	Total	Change since previous quarter
Quarter ending December 2017	2,624	
Quarter ending March 2018	2,605	→
Quarter ending June 2018	2,570	↓
Quarter ending September 2018	2,553	→
Quarter ending December 2018	2,558	→
Variance since December 2017	(2.5%)	↓



ACTIVITY

Cumulative percentage of contracted UDA delivered 2018 & 2019



Month	Adjusted Scheduled Activity (UDA)	
	2018	2019
April	59	93
May	724	748
June	1,278	1,149
July	1,961	1,891
August	2,507	2,210
September	3,064	2,978
October	3,498	3,497
November	4,098	3,928
December	4,584	4,542
January	5,200	
February	5,863	
March	6,416	
April	6,773	
May	6,836	
June	6,836	

QUALITY

	Quantity	Base Number	Contract	AT	Region	England
% of FP17s for the same patient ID Re-attending within 3 months - Children	61	654	9.3%	9.6%	11.3%	11.8%
% of FP17s for the same patient ID Re-attending within 3 months - Adults	316	2,105	15.0%	13.7%	15.3%	15.6%
% of FP17s for the same patient ID Re-attending between 3 & 9 months - Children	394	654	60.2%	61.8%	61.1%	58.8%
% of FP17s for the same patient ID Re-attending between 3 & 9 months - Adults	911	2,105	43.3%	53.1%	52.4%	51.0%
% of FP17s for Band 1 Urgent Courses	228	2,560	8.9%	8.6%	9.5%	9.0%
% of FP17s Relating to Free Repair or Replacements	15	2,560	0.6%	0.8%	0.7%	0.8%
% of FP17s Relating to Continuations	43	2,560	1.7%	1.0%	0.8%	0.9%
% of Patients satisfied with the dentistry they have received	3	3	N/A	92.0%	93.1%	93.2%
% of Patients satisfied with the time they had to wait for an appointment	3	3	N/A	90.4%	87.8%	88.3%

* This is based on patients treated on this contract for their most recent course of treatment. Figures in italics indicate the base number of FP17s or Patient Questionnaire responses are less than 100. N/A is shown where the base number of responses is less than 10 during the period. % is calculated as Quantity/Base number*100

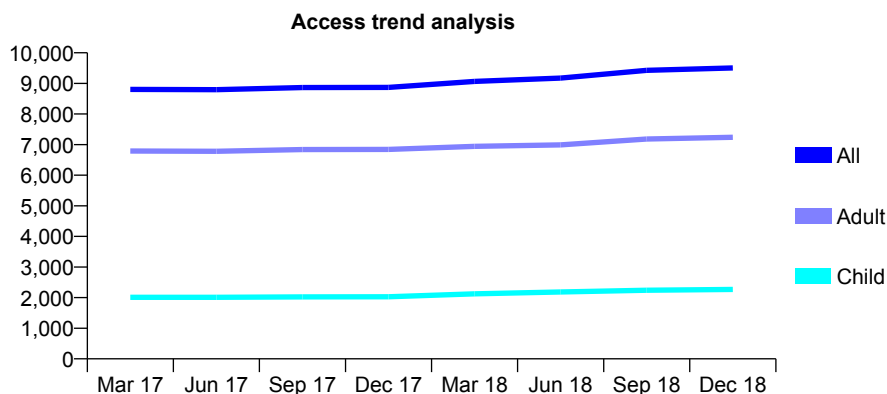
Q65 - Vital Signs At a Glance Contract Report for 118583/0001 - December 2018

Name or company name	Execudent Ltd
Contract type name	GDS Contract
Purpose of contract	General
Contract start date	01/10/2012
Contract end date	

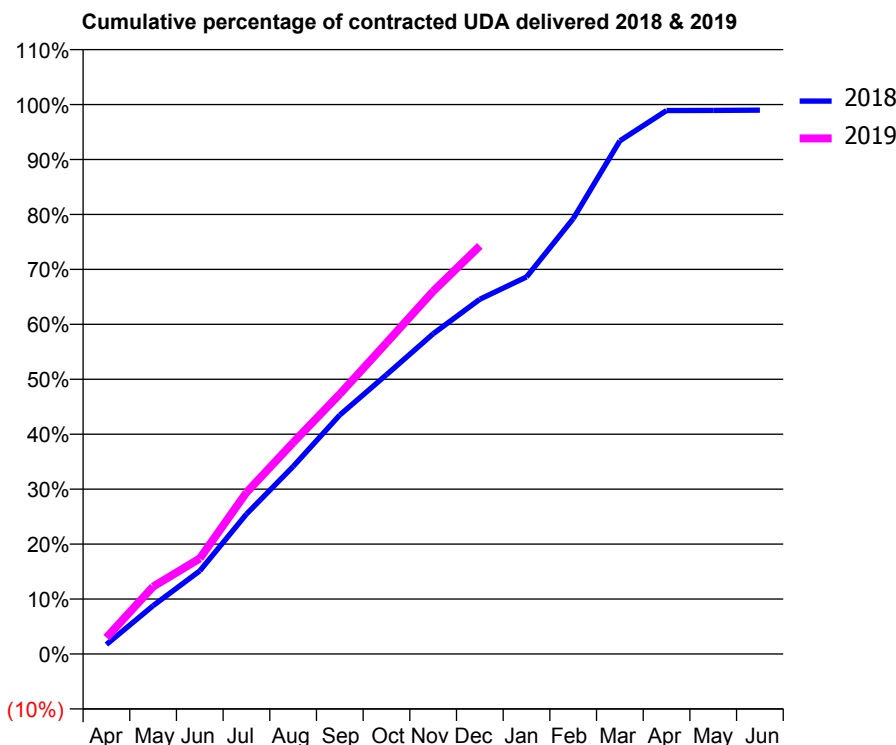
18/19 Contracted general activity (UDA)	27,280
Carry forward general activity (UDA)	282
18/19 Contracted orthodontic activity (UOA)	0
Carry forward orthodontic activity (UOA)	0
Baseline contract value	£739,783.32

ACCESS*

Patients seen in 24 months	Total	Change since previous quarter
Quarter ending December 2017	8,869	
Quarter ending March 2018	9,067	↑
Quarter ending June 2018	9,174	→
Quarter ending September 2018	9,427	↑
Quarter ending December 2018	9,505	→
Variance since December 2017	7.2%	↑



ACTIVITY



Month	Adjusted Scheduled Activity (UDA)	
	2018	2019
April	475	820
May	2,397	3,343
June	4,127	4,746
July	6,946	8,017
August	9,314	10,497
September	11,869	12,908
October	13,862	15,446
November	15,895	18,012
December	17,613	20,261
January	18,721	
February	21,610	
March	25,480	
April	26,979	
May	26,984	
June	26,998	

QUALITY

	Quantity	Base Number	Contract	AT	Region	England
% of FP17s for the same patient ID Re-attending within 3 months - Children	235	2,768	8.5%	9.6%	11.3%	11.8%
% of FP17s for the same patient ID Re-attending within 3 months - Adults	1,262	8,343	15.1%	13.7%	15.3%	15.6%
% of FP17s for the same patient ID Re-attending between 3 & 9 months - Children	1,826	2,768	66.0%	61.8%	61.1%	58.8%
% of FP17s for the same patient ID Re-attending between 3 & 9 months - Adults	5,010	8,343	60.1%	53.1%	52.4%	51.0%
% of FP17s for Band 1 Urgent Courses	726	10,496	6.9%	8.6%	9.5%	9.0%
% of FP17s Relating to Free Repair or Replacements	152	10,496	1.4%	0.8%	0.7%	0.8%
% of FP17s Relating to Continuations	119	10,496	1.1%	1.0%	0.8%	0.9%
% of Patients satisfied with the dentistry they have received	4	4	N/A	92.0%	93.1%	93.2%
% of Patients satisfied with the time they had to wait for an appointment	3	4	N/A	90.4%	87.8%	88.3%

* This is based on patients treated on this contract for their most recent course of treatment. Figures in italics indicate the base number of FP17s or Patient Questionnaire responses are less than 100. N/A is shown where the base number of responses is less than 10 during the period. % is calculated as Quantity/Base number*100

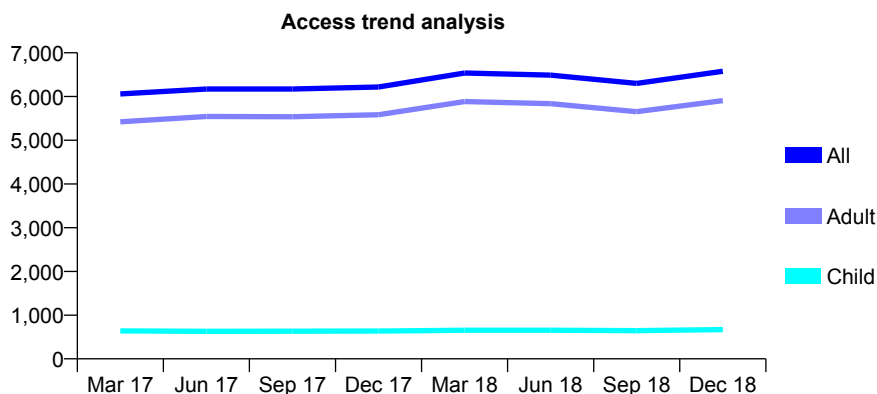
Q65 - Vital Signs At a Glance Contract Report for 118583/0002 - December 2018

Name or company name	Execudent Ltd
Contract type name	GDS Contract
Purpose of contract	General
Contract start date	01/10/2012
Contract end date	

18/19 Contracted general activity (UDA)	14,299
Carry forward general activity (UDA)	0
18/19 Contracted orthodontic activity (UOA)	0
Carry forward orthodontic activity (UOA)	0
Baseline contract value	£323,091.77

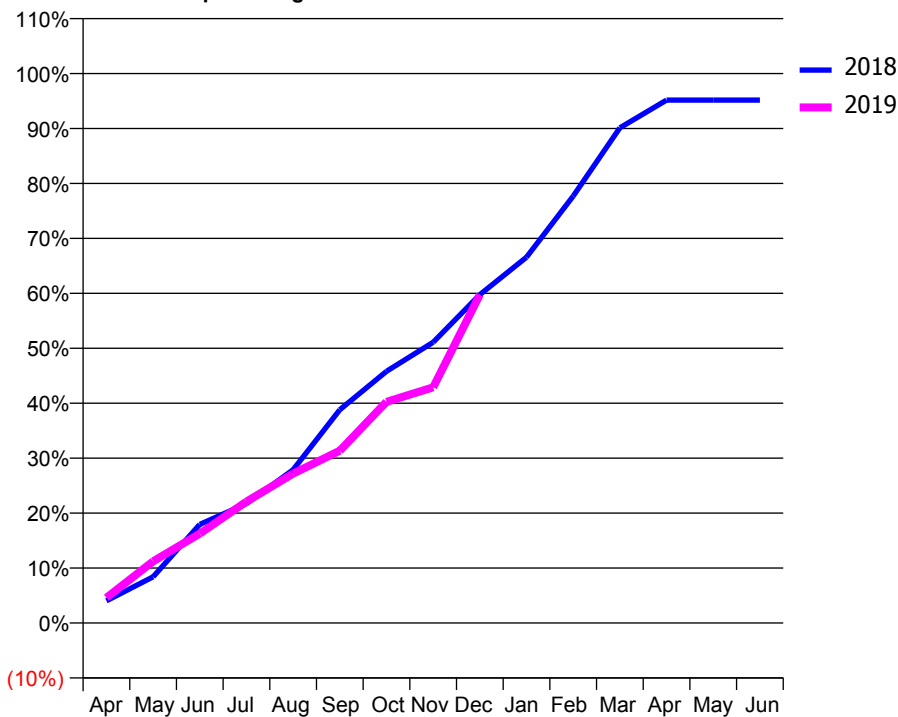
ACCESS*

Patients seen in 24 months	Total	Change since previous quarter
Quarter ending December 2017	6,219	
Quarter ending March 2018	6,539	↑
Quarter ending June 2018	6,490	→
Quarter ending September 2018	6,300	↓
Quarter ending December 2018	6,578	↑
Variance since December 2017	5.8%	↑



ACTIVITY

Cumulative percentage of contracted UDA delivered 2018 & 2019



Month	Adjusted Scheduled Activity (UDA)	
	2018	2019
April	579	659
May	1,201	1,604
June	2,567	2,328
July	3,106	3,159
August	3,988	3,887
September	5,550	4,486
October	6,549	5,754
November	7,306	6,133
December	8,545	8,546
January	9,521	
February	11,108	
March	12,886	
April	13,606	
May	13,606	
June	13,606	

QUALITY

	Quantity	Base Number	Contract	AT	Region	England
% of FP17s for the same patient ID Re-attending within 3 months - Children	35	580	6.0%	9.6%	11.3%	11.8%
% of FP17s for the same patient ID Re-attending within 3 months - Adults	493	4,391	11.2%	13.7%	15.3%	15.6%
% of FP17s for the same patient ID Re-attending between 3 & 9 months - Children	308	580	53.1%	61.8%	61.1%	58.8%
% of FP17s for the same patient ID Re-attending between 3 & 9 months - Adults	1,876	4,391	42.7%	53.1%	52.4%	51.0%
% of FP17s for Band 1 Urgent Courses	496	4,650	10.7%	8.6%	9.5%	9.0%
% of FP17s Relating to Free Repair or Replacements	52	4,650	1.1%	0.8%	0.7%	0.8%
% of FP17s Relating to Continuations	27	4,650	0.6%	1.0%	0.8%	0.9%
% of Patients satisfied with the dentistry they have received	1	2	N/A	92.0%	93.1%	93.2%
% of Patients satisfied with the time they had to wait for an appointment	2	2	N/A	90.4%	87.8%	88.3%

* This is based on patients treated on this contract for their most recent course of treatment. Figures in italics indicate the base number of FP17s or Patient Questionnaire responses are less than 100. N/A is shown where the base number of responses is less than 10 during the period. % is calculated as Quantity/Base number*100

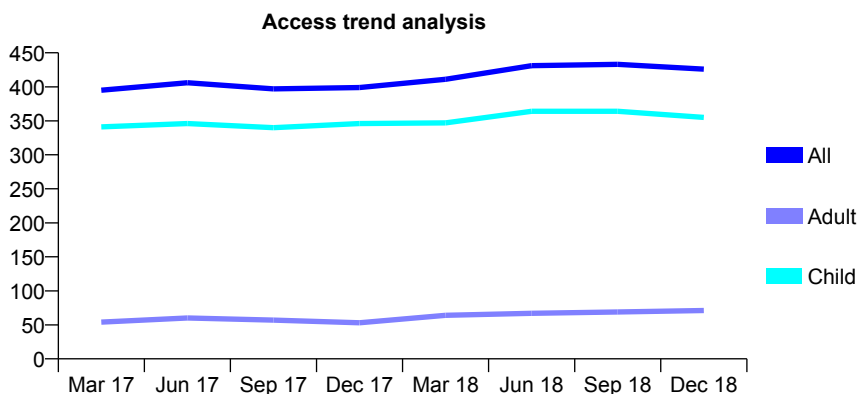
Q65 - Vital Signs At a Glance Contract Report for 118613/0001 - December 2018

Name or company name	The Bruton Dental Practice Limited
Contract type name	GDS Contract
Purpose of contract	General
Contract start date	01/12/2009
Contract end date	

18/19 Contracted general activity (UDA)	874
Carry forward general activity (UDA)	0
18/19 Contracted orthodontic activity (UOA)	0
Carry forward orthodontic activity (UOA)	0
Baseline contract value	£19,068.01

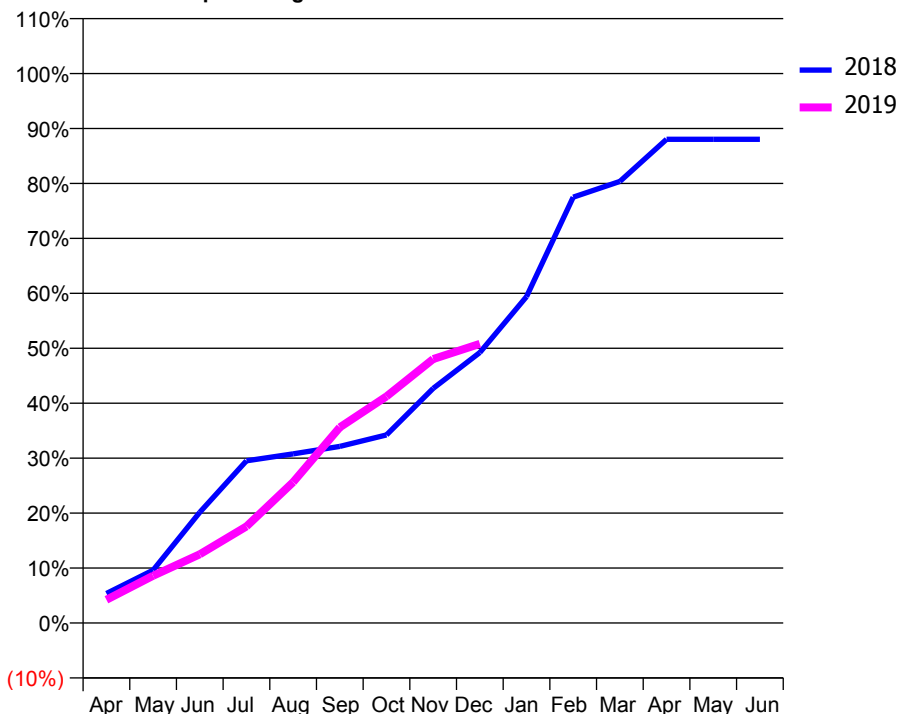
ACCESS*

Patients seen in 24 months	Total	Change since previous quarter
Quarter ending December 2017	399	
Quarter ending March 2018	411	↑
Quarter ending June 2018	431	↑
Quarter ending September 2018	433	→
Quarter ending December 2018	426	↓
Variance since December 2017	6.8%	↑



ACTIVITY

Cumulative percentage of contracted UDA delivered 2018 & 2019



Month	Adjusted Scheduled Activity (UDA)	
	2018	2019
April	47	37
May	84	75
June	176	109
July	258	154
August	269	224
September	281	311
October	299	360
November	373	420
December	430	444
January	519	
February	677	
March	702	
April	769	
May	769	
June	769	

QUALITY

	Quantity	Base Number	Contract	AT	Region	England
% of FP17s for the same patient ID Re-attending within 3 months - Children	10	353	2.8%	9.6%	11.3%	11.8%
% of FP17s for the same patient ID Re-attending within 3 months - Adults	4	31	12.9%	13.7%	15.3%	15.6%
% of FP17s for the same patient ID Re-attending between 3 & 9 months - Children	247	353	70.0%	61.8%	61.1%	58.8%
% of FP17s for the same patient ID Re-attending between 3 & 9 months - Adults	18	31	58.1%	53.1%	52.4%	51.0%
% of FP17s for Band 1 Urgent Courses	10	345	2.9%	8.6%	9.5%	9.0%
% of FP17s Relating to Free Repair or Replacements	0	345	0.0%	0.8%	0.7%	0.8%
% of FP17s Relating to Continuations	0	345	0.0%	1.0%	0.8%	0.9%
% of Patients satisfied with the dentistry they have received	1	1	N/A	92.0%	93.1%	93.2%
% of Patients satisfied with the time they had to wait for an appointment	1	1	N/A	90.4%	87.8%	88.3%

* This is based on patients treated on this contract for their most recent course of treatment. Figures in italics indicate the base number of FP17s or Patient Questionnaire responses are less than 100. N/A is shown where the base number of responses is less than 10 during the period. % is calculated as Quantity/Base number*100

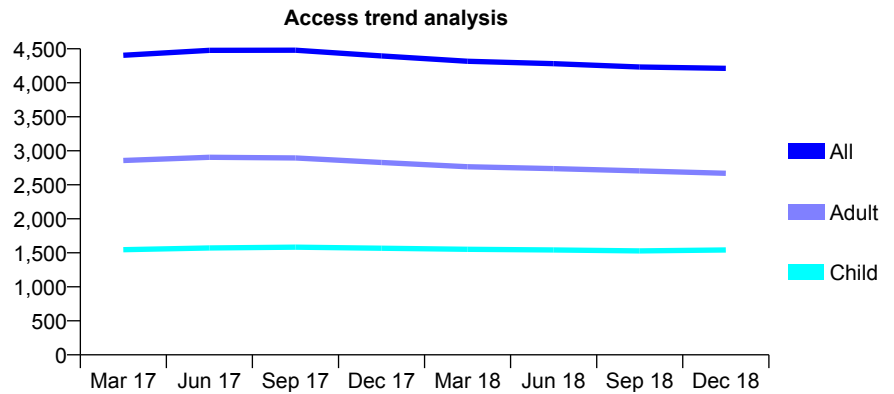
Q65 - Vital Signs At a Glance Contract Report for 119466/0001 - December 2018

Name or company name	Davidson, Smith and Associates
Contract type name	GDS Contract
Purpose of contract	General
Contract start date	01/04/2011
Contract end date	

18/19 Contracted general activity (UDA)	12,029
Carry forward general activity (UDA)	212
18/19 Contracted orthodontic activity (UOA)	0
Carry forward orthodontic activity (UOA)	0
Baseline contract value	£310,990.22

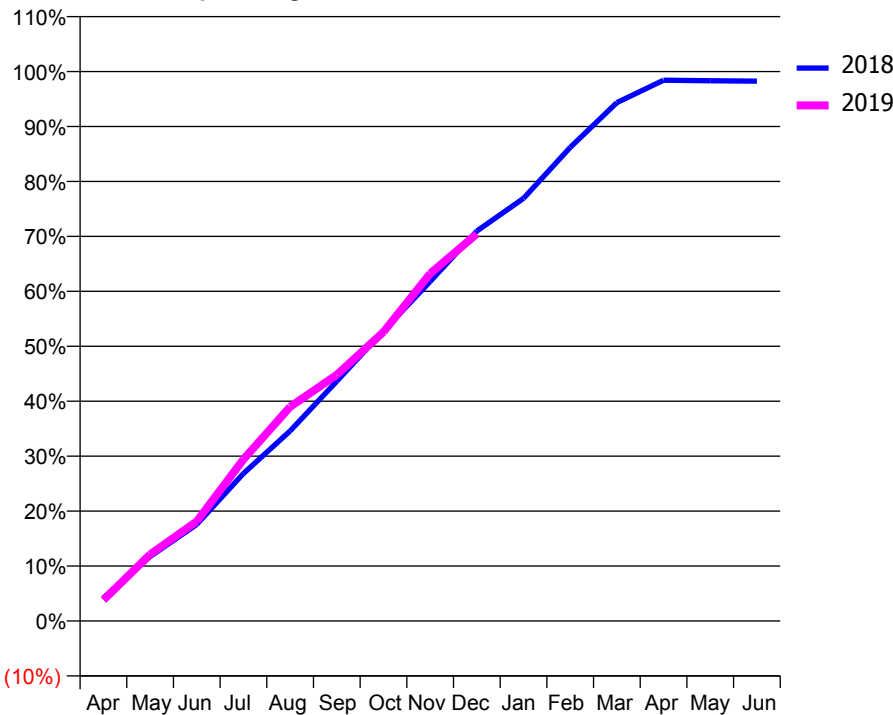
ACCESS*

Patients seen in 24 months	Total	Change since previous quarter
Quarter ending December 2017	4,395	
Quarter ending March 2018	4,317	↓
Quarter ending June 2018	4,281	→
Quarter ending September 2018	4,233	↓
Quarter ending December 2018	4,212	→
Variance since December 2017	(4.2%)	↓



ACTIVITY

Cumulative percentage of contracted UDA delivered 2018 & 2019



Month	Adjusted Scheduled Activity (UDA)	
	2018	2019
April	504	460
May	1,411	1,457
June	2,115	2,181
July	3,231	3,539
August	4,161	4,690
September	5,249	5,389
October	6,350	6,327
November	7,434	7,605
December	8,538	8,475
January	9,252	
February	10,368	
March	11,348	
April	11,839	
May	11,827	
June	11,817	

QUALITY

	Quantity	Base Number	Contract	AT	Region	England
% of FP17s for the same patient ID Re-attending within 3 months - Children	184	2,012	9.1%	9.6%	11.3%	11.8%
% of FP17s for the same patient ID Re-attending within 3 months - Adults	373	2,910	12.8%	13.7%	15.3%	15.6%
% of FP17s for the same patient ID Re-attending between 3 & 9 months - Children	1,329	2,012	66.1%	61.8%	61.1%	58.8%
% of FP17s for the same patient ID Re-attending between 3 & 9 months - Adults	1,899	2,910	65.3%	53.1%	52.4%	51.0%
% of FP17s for Band 1 Urgent Courses	328	4,707	7.0%	8.6%	9.5%	9.0%
% of FP17s Relating to Free Repair or Replacements	19	4,707	0.4%	0.8%	0.7%	0.8%
% of FP17s Relating to Continuations	4	4,707	0.1%	1.0%	0.8%	0.9%
% of Patients satisfied with the dentistry they have received	8	8	N/A	92.0%	93.1%	93.2%
% of Patients satisfied with the time they had to wait for an appointment	8	8	N/A	90.4%	87.8%	88.3%

* This is based on patients treated on this contract for their most recent course of treatment. Figures in italics indicate the base number of FP17s or Patient Questionnaire responses are less than 100. N/A is shown where the base number of responses is less than 10 during the period. % is calculated as Quantity/Base number*100

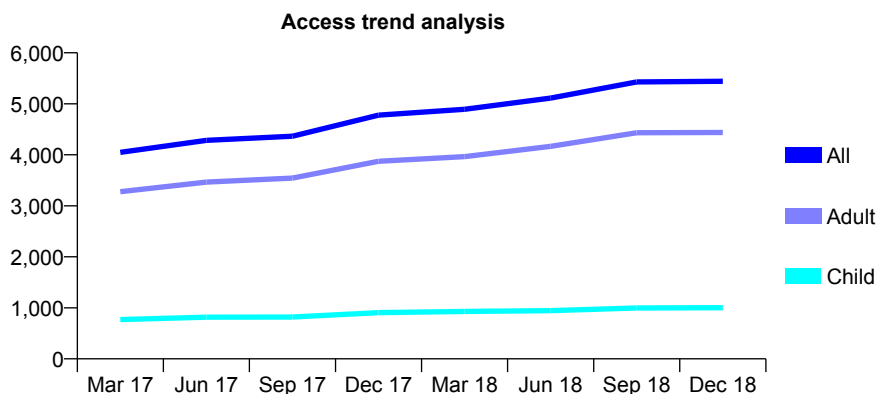
Q65 - Vital Signs At a Glance Contract Report for 121193/0001 - December 2018

Name or company name	Easton Dental Practice
Contract type name	GDS Contract
Purpose of contract	General
Contract start date	26/11/2009
Contract end date	

18/19 Contracted general activity (UDA)	19,012
Carry forward general activity (UDA)	-91
18/19 Contracted orthodontic activity (UOA)	0
Carry forward orthodontic activity (UOA)	0
Baseline contract value	£461,271.95

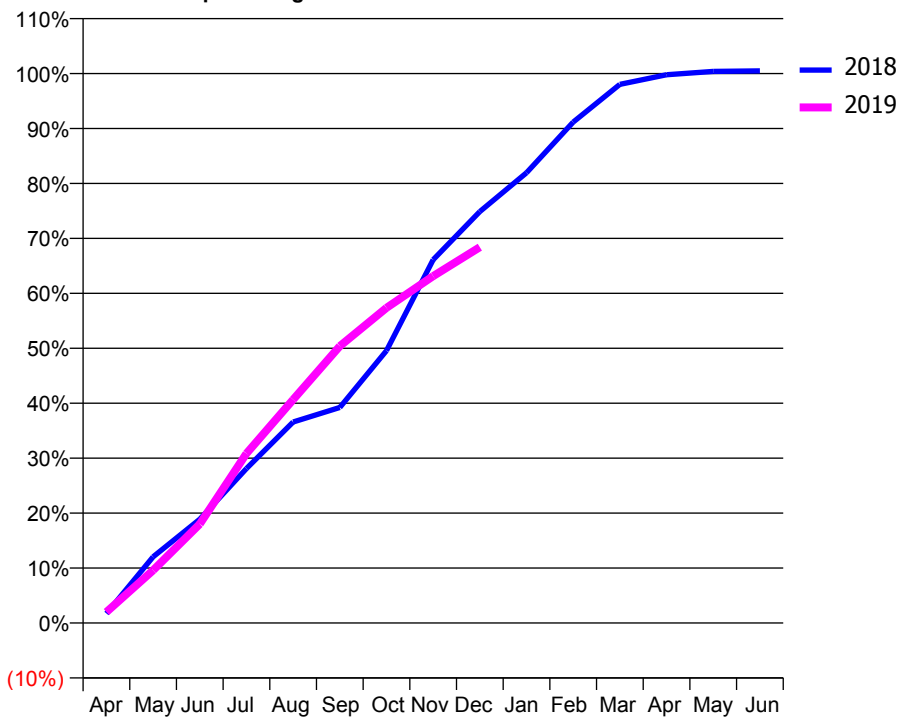
ACCESS*

Patients seen in 24 months	Total	Change since previous quarter
Quarter ending December 2017	4,779	
Quarter ending March 2018	4,893	↑
Quarter ending June 2018	5,112	↑
Quarter ending September 2018	5,430	↑
Quarter ending December 2018	5,441	→
Variance since December 2017	13.9%	↑



ACTIVITY

Cumulative percentage of contracted UDA delivered 2018 & 2019



Month	Adjusted Scheduled Activity (UDA)	
	2018	2019
April	331	380
May	2,291	1,824
June	3,591	3,428
July	5,344	5,864
August	6,956	7,729
September	7,459	9,579
October	9,424	10,904
November	12,568	12,001
December	14,234	13,002
January	15,576	
February	17,329	
March	18,635	
April	18,968	
May	19,085	
June	19,103	

QUALITY

	Quantity	Base Number	Contract	AT	Region	England
% of FP17s for the same patient ID Re-attending within 3 months - Children	108	951	11.4%	9.6%	11.3%	11.8%
% of FP17s for the same patient ID Re-attending within 3 months - Adults	719	3,992	18.0%	13.7%	15.3%	15.6%
% of FP17s for the same patient ID Re-attending between 3 & 9 months - Children	456	951	47.9%	61.8%	61.1%	58.8%
% of FP17s for the same patient ID Re-attending between 3 & 9 months - Adults	1,609	3,992	40.3%	53.1%	52.4%	51.0%
% of FP17s for Band 1 Urgent Courses	926	4,691	19.7%	8.6%	9.5%	9.0%
% of FP17s Relating to Free Repair or Replacements	21	4,691	0.4%	0.8%	0.7%	0.8%
% of FP17s Relating to Continuations	9	4,691	0.2%	1.0%	0.8%	0.9%
% of Patients satisfied with the dentistry they have received	7	9	N/A	92.0%	93.1%	93.2%
% of Patients satisfied with the time they had to wait for an appointment	7	9	N/A	90.4%	87.8%	88.3%

* This is based on patients treated on this contract for their most recent course of treatment. Figures in italics indicate the base number of FP17s or Patient Questionnaire responses are less than 100. N/A is shown where the base number of responses is less than 10 during the period. % is calculated as Quantity/Base number*100

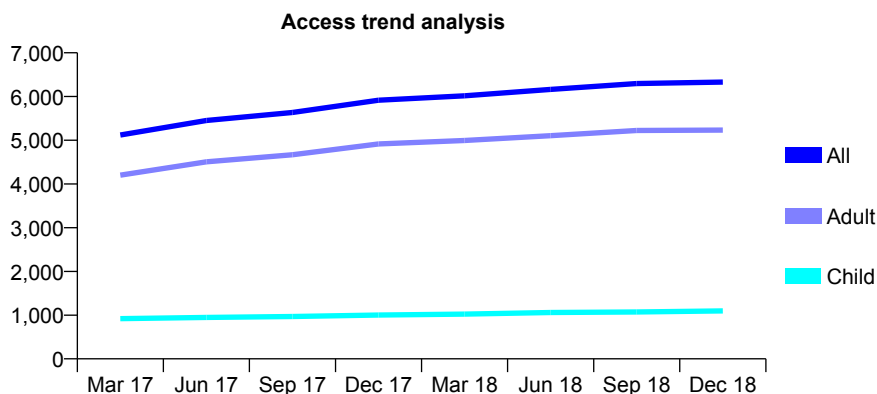
Q65 - Vital Signs At a Glance Contract Report for 121193/0002 - December 2018

Name or company name	Omega Dental
Contract type name	GDS Contract
Purpose of contract	General
Contract start date	01/04/2011
Contract end date	

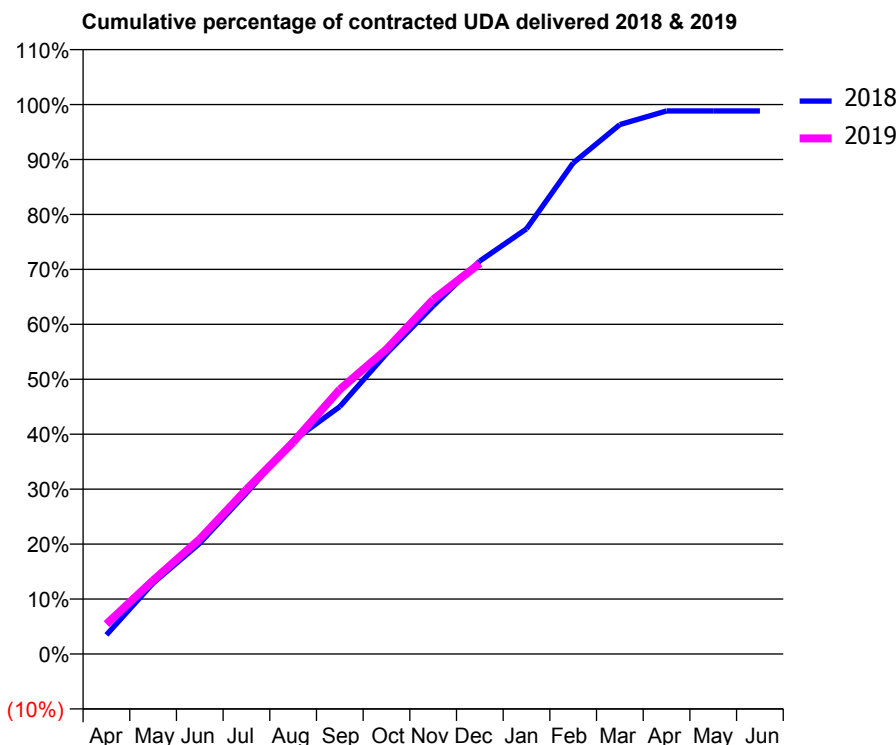
18/19 Contracted general activity (UDA)	14,903
Carry forward general activity (UDA)	174
18/19 Contracted orthodontic activity (UOA)	0
Carry forward orthodontic activity (UOA)	0
Baseline contract value	£365,396.29

ACCESS*

Patients seen in 24 months	Total	Change since previous quarter
Quarter ending December 2017	5,916	
Quarter ending March 2018	6,016	→
Quarter ending June 2018	6,164	↑
Quarter ending September 2018	6,296	↑
Quarter ending December 2018	6,331	→
Variance since December 2017	7.0%	↑



ACTIVITY



Month	Adjusted Scheduled Activity (UDA)	
	2018	2019
April	521	812
May	1,921	1,997
June	3,003	3,119
July	4,369	4,464
August	5,788	5,746
September	6,710	7,176
October	8,148	8,266
November	9,442	9,614
December	10,661	10,593
January	11,533	
February	13,317	
March	14,360	
April	14,729	
May	14,729	
June	14,729	

QUALITY

	Quantity	Base Number	Contract	AT	Region	England
% of FP17s for the same patient ID Re-attending within 3 months - Children	73	1,139	6.4%	9.6%	11.3%	11.8%
% of FP17s for the same patient ID Re-attending within 3 months - Adults	357	4,222	8.5%	13.7%	15.3%	15.6%
% of FP17s for the same patient ID Re-attending between 3 & 9 months - Children	590	1,139	51.8%	61.8%	61.1%	58.8%
% of FP17s for the same patient ID Re-attending between 3 & 9 months - Adults	1,917	4,222	45.4%	53.1%	52.4%	51.0%
% of FP17s for Band 1 Urgent Courses	402	5,219	7.7%	8.6%	9.5%	9.0%
% of FP17s Relating to Free Repair or Replacements	24	5,219	0.5%	0.8%	0.7%	0.8%
% of FP17s Relating to Continuations	20	5,219	0.4%	1.0%	0.8%	0.9%
% of Patients satisfied with the dentistry they have received	0	0	N/A	92.0%	93.1%	93.2%
% of Patients satisfied with the time they had to wait for an appointment	0	0	N/A	90.4%	87.8%	88.3%

* This is based on patients treated on this contract for their most recent course of treatment. Figures in italics indicate the base number of FP17s or Patient Questionnaire responses are less than 100. N/A is shown where the base number of responses is less than 10 during the period. % is calculated as Quantity/Base number*100

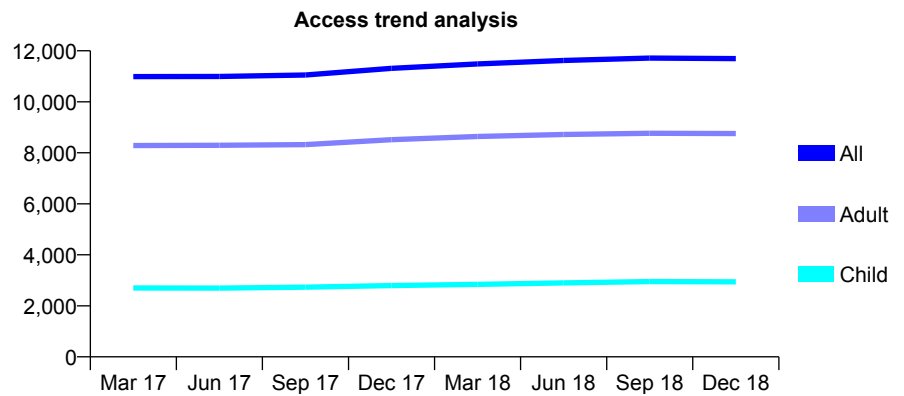
Q65 - Vital Signs At a Glance Contract Report for 122165/0001 - December 2018

Name or company name	Passage House Dental Care
Contract type name	GDS Contract
Purpose of contract	General and Orthodontic
Contract start date	01/10/2008
Contract end date	

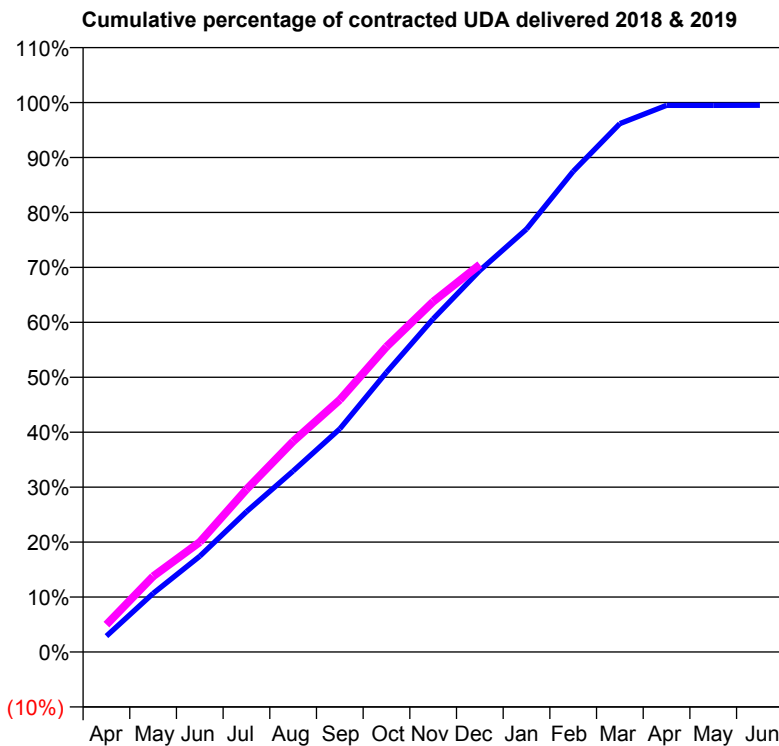
18/19 Contracted general activity (UDA)	28,767
Carry forward general activity (UDA)	147
18/19 Contracted orthodontic activity (UOA)	784
Carry forward orthodontic activity (UOA)	20
Baseline contract value	£781,470.79

ACCESS*

Patients seen in 24 months	Total	Change since previous quarter
Quarter ending December 2017	11,312	
Quarter ending March 2018	11,487	→
Quarter ending June 2018	11,622	→
Quarter ending September 2018	11,717	→
Quarter ending December 2018	11,692	→
Variance since December 2017	3.4%	↑



ACTIVITY



Month	Adjusted Scheduled Activity (UDA)	
	2018	2019
April	870	1,434
May	3,193	3,963
June	5,226	5,758
July	7,653	8,514
August	9,869	11,026
September	12,172	13,203
October	15,254	15,984
November	18,167	18,343
December	20,806	20,281
January	23,062	
February	26,210	
March	28,819	
April	29,811	
May	29,809	
June	29,820	

QUALITY

	Quantity	Base Number	Contract	AT	Region	England
% of FP17s for the same patient ID Re-attending within 3 months - Children	309	3,587	8.6%	9.6%	11.3%	11.8%
% of FP17s for the same patient ID Re-attending within 3 months - Adults	1,521	9,676	15.7%	13.7%	15.3%	15.6%
% of FP17s for the same patient ID Re-attending between 3 & 9 months - Children	2,421	3,587	67.5%	61.8%	61.1%	58.8%
% of FP17s for the same patient ID Re-attending between 3 & 9 months - Adults	6,024	9,676	62.3%	53.1%	52.4%	51.0%
% of FP17s for Band 1 Urgent Courses	939	12,659	7.4%	8.6%	9.5%	9.0%
% of FP17s Relating to Free Repair or Replacements	175	12,659	1.4%	0.8%	0.7%	0.8%
% of FP17s Relating to Continuations	67	12,659	0.5%	1.0%	0.8%	0.9%
% of Patients satisfied with the dentistry they have received	7	9	N/A	92.0%	93.1%	93.2%
% of Patients satisfied with the time they had to wait for an appointment	9	9	N/A	90.4%	87.8%	88.3%

* This is based on patients treated on this contract for their most recent course of treatment. Figures in italics indicate the base number of FP17s or Patient Questionnaire responses are less than 100. N/A is shown where the base number of responses is less than 10 during the period. % is calculated as Quantity/Base number*100

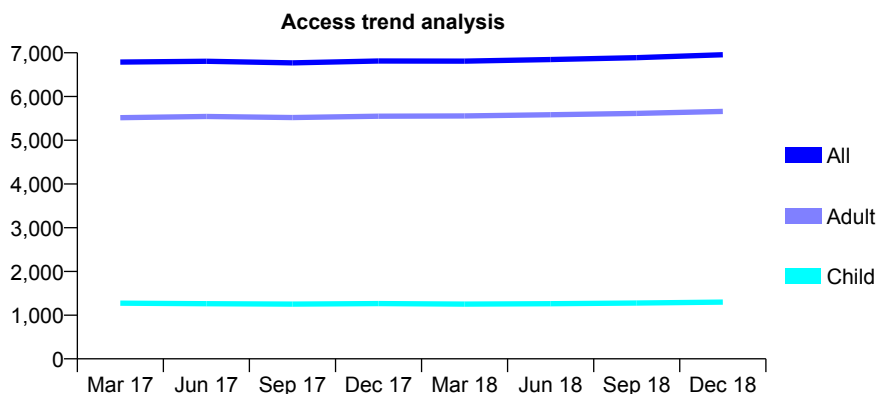
Q65 - Vital Signs At a Glance Contract Report for 123870/0001 - December 2018

Name or company name	Bramcote Dental Practice
Contract type name	GDS Contract
Purpose of contract	General
Contract start date	01/01/2013
Contract end date	

18/19 Contracted general activity (UDA)	22,500
Carry forward general activity (UDA)	0
18/19 Contracted orthodontic activity (UOA)	0
Carry forward orthodontic activity (UOA)	0
Baseline contract value	£514,231.61

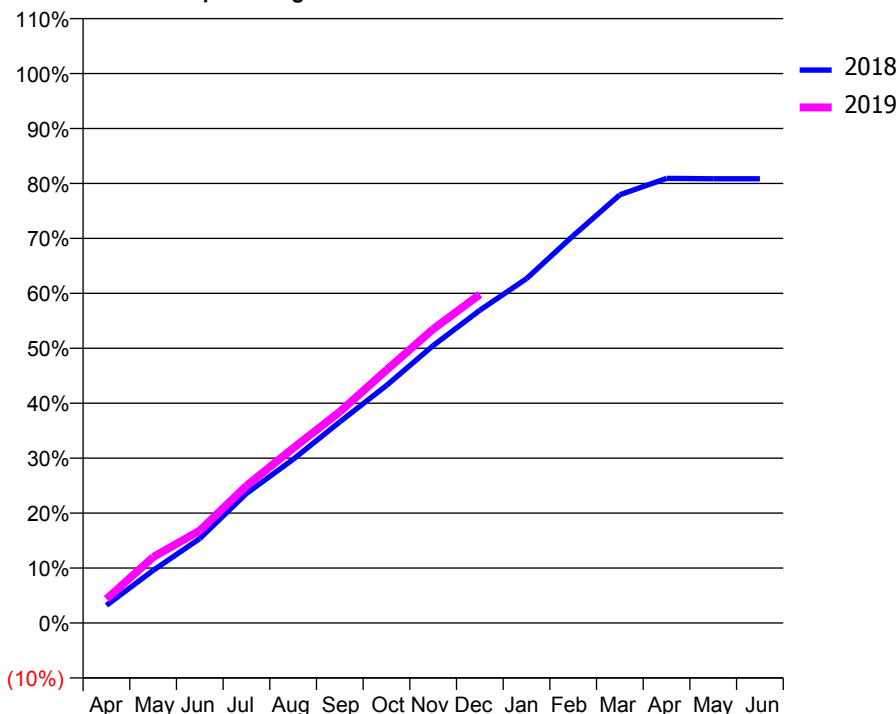
ACCESS*

Patients seen in 24 months	Total	Change since previous quarter
Quarter ending December 2017	6,813	
Quarter ending March 2018	6,809	→
Quarter ending June 2018	6,845	→
Quarter ending September 2018	6,890	→
Quarter ending December 2018	6,957	→
Variance since December 2017	2.1%	↑



ACTIVITY

Cumulative percentage of contracted UDA delivered 2018 & 2019



Month	Adjusted Scheduled Activity (UDA)	
	2018	2019
April	722	980
May	2,157	2,702
June	3,458	3,785
July	5,304	5,622
August	6,700	7,161
September	8,235	8,652
October	9,728	10,363
November	11,357	12,036
December	12,807	13,458
January	14,103	
February	15,857	
March	17,533	
April	18,208	
May	18,192	
June	18,190	

QUALITY

	Quantity	Base Number	Contract	AT	Region	England
% of FP17s for the same patient ID Re-attending within 3 months - Children	95	1,615	5.9%	9.6%	11.3%	11.8%
% of FP17s for the same patient ID Re-attending within 3 months - Adults	946	6,373	14.8%	13.7%	15.3%	15.6%
% of FP17s for the same patient ID Re-attending between 3 & 9 months - Children	1,105	1,615	68.4%	61.8%	61.1%	58.8%
% of FP17s for the same patient ID Re-attending between 3 & 9 months - Adults	3,245	6,373	50.9%	53.1%	52.4%	51.0%
% of FP17s for Band 1 Urgent Courses	815	7,644	10.7%	8.6%	9.5%	9.0%
% of FP17s Relating to Free Repair or Replacements	92	7,644	1.2%	0.8%	0.7%	0.8%
% of FP17s Relating to Continuations	82	7,644	1.1%	1.0%	0.8%	0.9%
% of Patients satisfied with the dentistry they have received	11	12	91.7%	92.0%	93.1%	93.2%
% of Patients satisfied with the time they had to wait for an appointment	12	12	100.0%	90.4%	87.8%	88.3%

* This is based on patients treated on this contract for their most recent course of treatment. Figures in italics indicate the base number of FP17s or Patient Questionnaire responses are less than 100. N/A is shown where the base number of responses is less than 10 during the period. % is calculated as Quantity/Base number*100

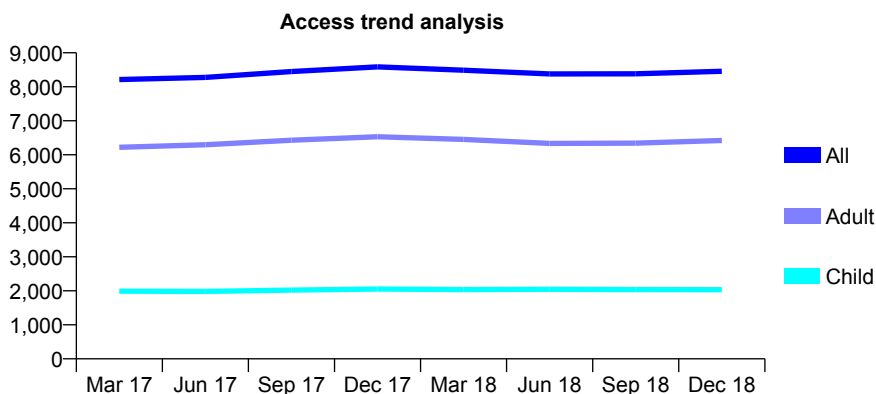
Q65 - Vital Signs At a Glance Contract Report for 125385/0005 - December 2018

Name or company name	Dr Michael Frain Ltd
Contract type name	GDS Contract
Purpose of contract	General
Contract start date	01/04/2008
Contract end date	

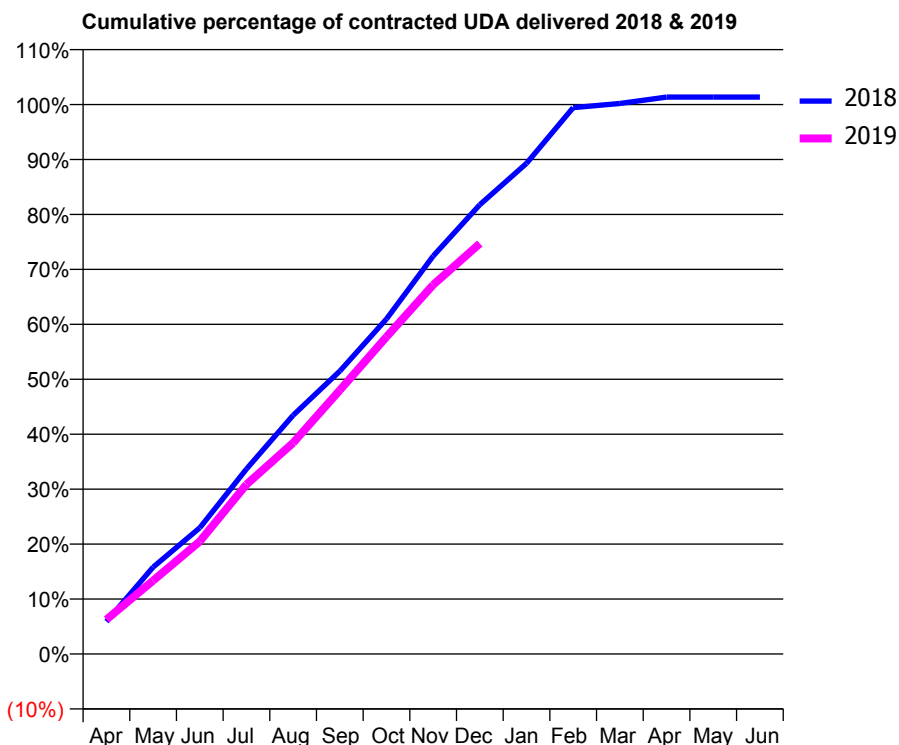
18/19 Contracted general activity (UDA)	22,571
Carry forward general activity (UDA)	-306
18/19 Contracted orthodontic activity (UOA)	0
Carry forward orthodontic activity (UOA)	0
Baseline contract value	£477,693.27

ACCESS*

Patients seen in 24 months	Total	Change since previous quarter
Quarter ending December 2017	8,587	
Quarter ending March 2018	8,489	↓
Quarter ending June 2018	8,379	↓
Quarter ending September 2018	8,382	→
Quarter ending December 2018	8,458	→
Variance since December 2017	(1.5%)	↓



ACTIVITY



Month	Adjusted Scheduled Activity (UDA)	
	2018	2019
April	1,331	1,418
May	3,568	3,015
June	5,183	4,626
July	7,599	6,966
August	9,806	8,672
September	11,623	10,836
October	13,761	13,027
November	16,347	15,162
December	18,453	16,864
January	20,152	
February	22,443	
March	22,615	
April	22,874	
May	22,876	
June	22,877	

QUALITY

	Quantity	Base Number	Contract	AT	Region	England
% of FP17s for the same patient ID Re-attending within 3 months - Children	131	2,233	5.9%	9.6%	11.3%	11.8%
% of FP17s for the same patient ID Re-attending within 3 months - Adults	736	6,525	11.3%	13.7%	15.3%	15.6%
% of FP17s for the same patient ID Re-attending between 3 & 9 months - Children	930	2,233	41.6%	61.8%	61.1%	58.8%
% of FP17s for the same patient ID Re-attending between 3 & 9 months - Adults	2,411	6,525	37.0%	53.1%	52.4%	51.0%
% of FP17s for Band 1 Urgent Courses	584	8,619	6.8%	8.6%	9.5%	9.0%
% of FP17s Relating to Free Repair or Replacements	46	8,619	0.5%	0.8%	0.7%	0.8%
% of FP17s Relating to Continuations	54	8,619	0.6%	1.0%	0.8%	0.9%
% of Patients satisfied with the dentistry they have received	6	6	N/A	92.0%	93.1%	93.2%
% of Patients satisfied with the time they had to wait for an appointment	6	6	N/A	90.4%	87.8%	88.3%

* This is based on patients treated on this contract for their most recent course of treatment. Figures in italics indicate the base number of FP17s or Patient Questionnaire responses are less than 100. N/A is shown where the base number of responses is less than 10 during the period. % is calculated as Quantity/Base number*100

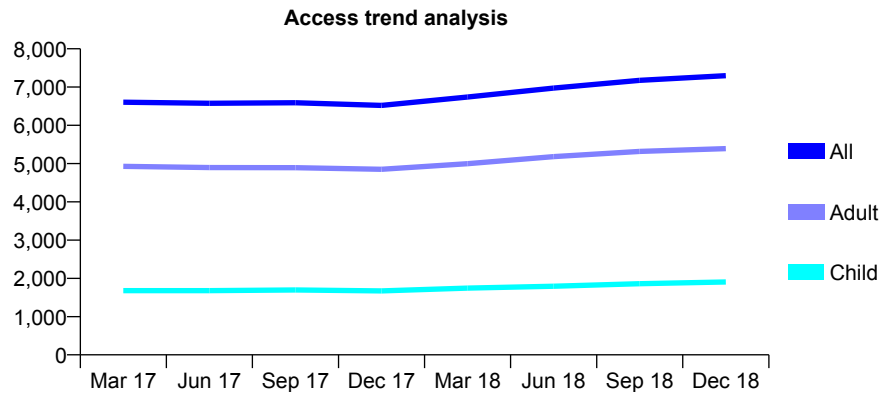
Q65 - Vital Signs At a Glance Contract Report for 126322/0001 - December 2018

Name or company name	Bishopsworth Dental Surgery
Contract type name	GDS Contract
Purpose of contract	General
Contract start date	01/04/2010
Contract end date	

18/19 Contracted general activity (UDA)	30,000
Carry forward general activity (UDA)	0
18/19 Contracted orthodontic activity (UOA)	0
Carry forward orthodontic activity (UOA)	0
Baseline contract value	£689,701.08

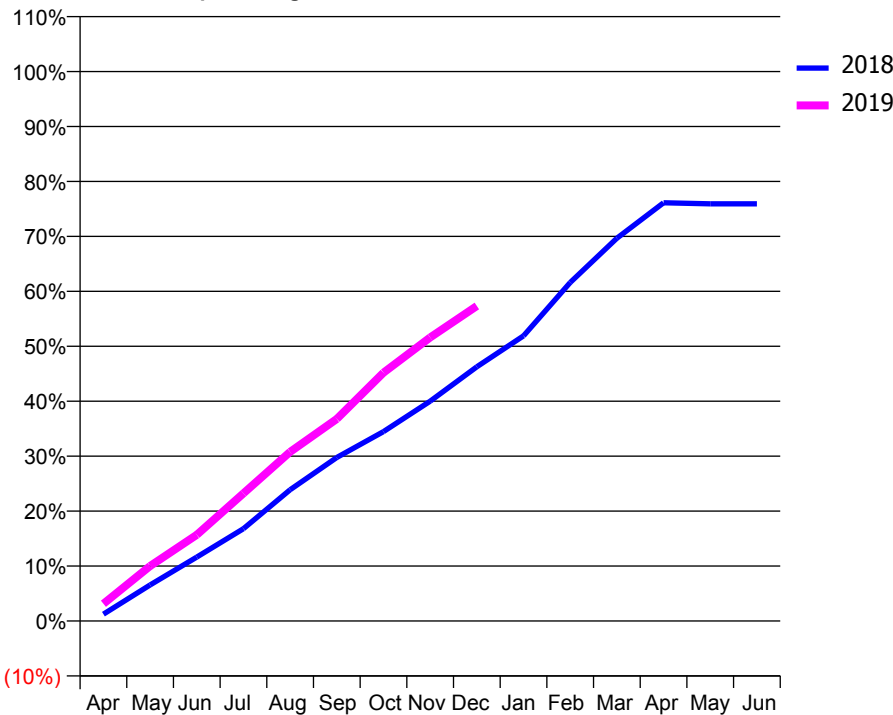
ACCESS*

Patients seen in 24 months	Total	Change since previous quarter
Quarter ending December 2017	6,519	
Quarter ending March 2018	6,741	↑
Quarter ending June 2018	6,973	↑
Quarter ending September 2018	7,176	↑
Quarter ending December 2018	7,297	→
Variance since December 2017	11.9%	↑



ACTIVITY

Cumulative percentage of contracted UDA delivered 2018 & 2019



Month	Adjusted Scheduled Activity (UDA)	
	2018	2019
April	375	944
May	1,968	3,005
June	3,490	4,706
July	5,044	6,969
August	7,168	9,237
September	8,929	11,033
October	10,340	13,556
November	12,002	15,479
December	13,879	17,198
January	15,570	
February	18,482	
March	20,897	
April	22,832	
May	22,779	
June	22,778	

QUALITY

	Quantity	Base Number	Contract	AT	Region	England
% of FP17s for the same patient ID Re-attending within 3 months - Children	174	2,065	8.4%	9.6%	11.3%	11.8%
% of FP17s for the same patient ID Re-attending within 3 months - Adults	964	5,878	16.4%	13.7%	15.3%	15.6%
% of FP17s for the same patient ID Re-attending between 3 & 9 months - Children	1,129	2,065	54.7%	61.8%	61.1%	58.8%
% of FP17s for the same patient ID Re-attending between 3 & 9 months - Adults	3,066	5,878	52.2%	53.1%	52.4%	51.0%
% of FP17s for Band 1 Urgent Courses	904	7,310	12.4%	8.6%	9.5%	9.0%
% of FP17s Relating to Free Repair or Replacements	40	7,310	0.5%	0.8%	0.7%	0.8%
% of FP17s Relating to Continuations	35	7,310	0.5%	1.0%	0.8%	0.9%
% of Patients satisfied with the dentistry they have received	2	2	N/A	92.0%	93.1%	93.2%
% of Patients satisfied with the time they had to wait for an appointment	2	2	N/A	90.4%	87.8%	88.3%

* This is based on patients treated on this contract for their most recent course of treatment. Figures in italics indicate the base number of FP17s or Patient Questionnaire responses are less than 100. N/A is shown where the base number of responses is less than 10 during the period. % is calculated as Quantity/Base number*100

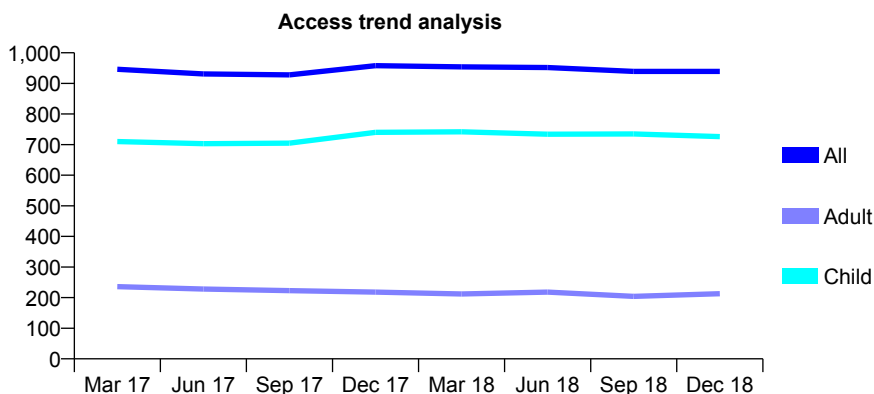
Q65 - Vital Signs At a Glance Contract Report for 126373/0001 - December 2018

Name or company name	Welshmill Dental Practice
Contract type name	GDS Contract
Purpose of contract	General
Contract start date	01/04/2006
Contract end date	

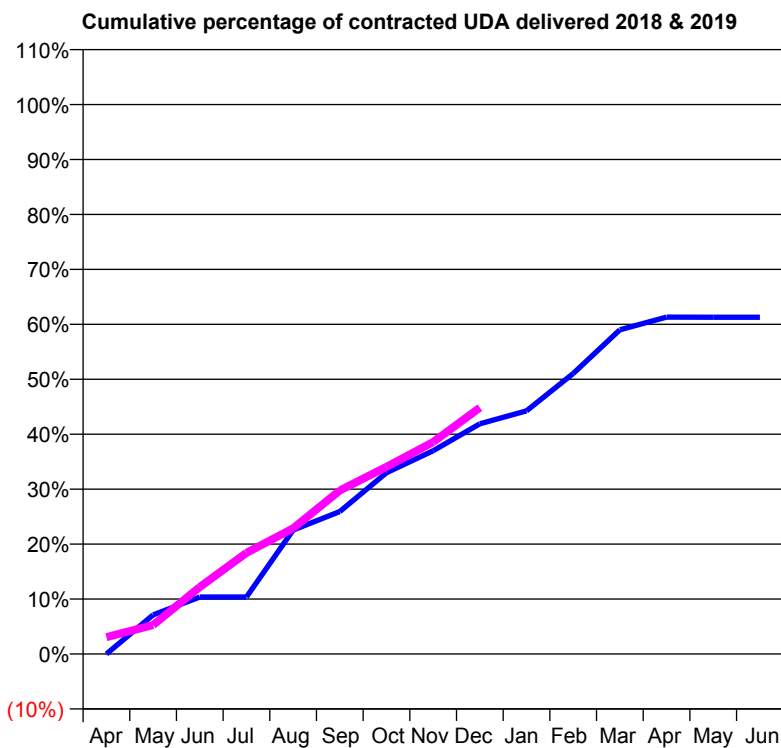
18/19 Contracted general activity (UDA)	3,700
Carry forward general activity (UDA)	0
18/19 Contracted orthodontic activity (UOA)	0
Carry forward orthodontic activity (UOA)	0
Baseline contract value	£90,677.12

ACCESS*

Patients seen in 24 months	Total	Change since previous quarter
Quarter ending December 2017	958	
Quarter ending March 2018	954	→
Quarter ending June 2018	952	→
Quarter ending September 2018	939	↓
Quarter ending December 2018	939	→
Variance since December 2017	(2.0%)	↓



ACTIVITY



Adjusted Scheduled Activity (UDA)		
Month	2018	2019
April	0	114
May	263	195
June	383	451
July	383	681
August	834	846
September	960	1,102
October	1,221	1,261
November	1,369	1,427
December	1,550	1,659
January	1,638	
February	1,889	
March	2,183	
April	2,269	
May	2,268	
June	2,268	

QUALITY

	Quantity	Base Number	Contract	AT	Region	England
% of FP17s for the same patient ID Re-attending within 3 months - Children	54	967	5.6%	9.6%	11.3%	11.8%
% of FP17s for the same patient ID Re-attending within 3 months - Adults	41	187	21.9%	13.7%	15.3%	15.6%
% of FP17s for the same patient ID Re-attending between 3 & 9 months - Children	718	967	74.3%	61.8%	61.1%	58.8%
% of FP17s for the same patient ID Re-attending between 3 & 9 months - Adults	124	187	66.3%	53.1%	52.4%	51.0%
% of FP17s for Band 1 Urgent Courses	32	1,086	2.9%	8.6%	9.5%	9.0%
% of FP17s Relating to Free Repair or Replacements	0	1,086	0.0%	0.8%	0.7%	0.8%
% of FP17s Relating to Continuations	0	1,086	0.0%	1.0%	0.8%	0.9%
% of Patients satisfied with the dentistry they have received	0	0	N/A	92.0%	93.1%	93.2%
% of Patients satisfied with the time they had to wait for an appointment	0	0	N/A	90.4%	87.8%	88.3%

* This is based on patients treated on this contract for their most recent course of treatment. Figures in italics indicate the base number of FP17s or Patient Questionnaire responses are less than 100. N/A is shown where the base number of responses is less than 10 during the period. % is calculated as Quantity/Base number*100

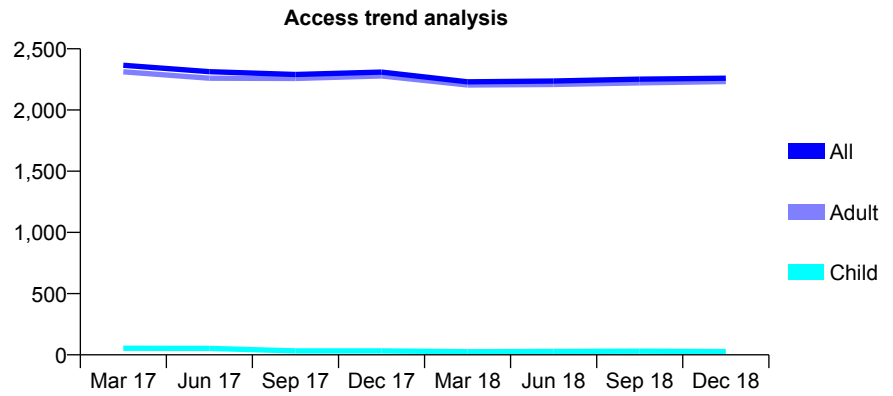
Q65 - Vital Signs At a Glance Contract Report for 126705/0001 - December 2018

Name or company name	BASDAC (2011) LLP
Contract type name	PDS Contract
Purpose of contract	General
Contract start date	01/10/2012
Contract end date	30/09/2022

18/19 Contracted general activity (UDA)	6,725
Carry forward general activity (UDA)	500
18/19 Contracted orthodontic activity (UOA)	0
Carry forward orthodontic activity (UOA)	0
Baseline contract value	£459,706.58

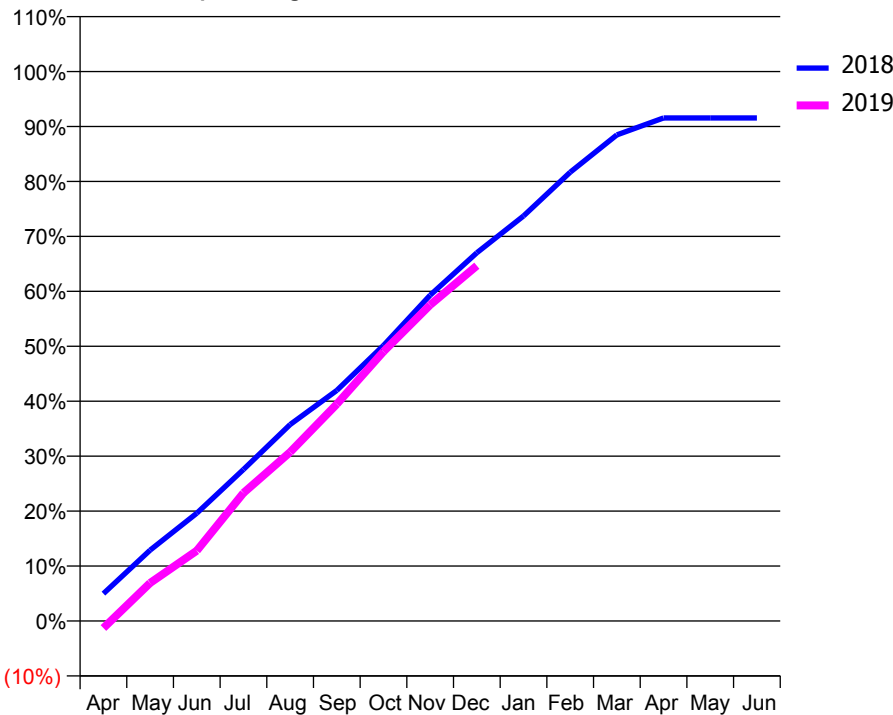
ACCESS*

Patients seen in 24 months	Total	Change since previous quarter
Quarter ending December 2017	2,310	
Quarter ending March 2018	2,230	↓
Quarter ending June 2018	2,237	→
Quarter ending September 2018	2,252	→
Quarter ending December 2018	2,260	→
Variance since December 2017	(2.2%)	↓



ACTIVITY

Cumulative percentage of contracted UDA delivered 2018 & 2019



Month	Adjusted Scheduled Activity (UDA)	
	2018	2019
April	360	-88
May	932	466
June	1,418	861
July	1,993	1,568
August	2,584	2,066
September	3,032	2,654
October	3,623	3,298
November	4,284	3,869
December	4,842	4,349
January	5,326	
February	5,900	
March	6,392	
April	6,614	
May	6,614	
June	6,614	

QUALITY

	Quantity	Base Number	Contract	AT	Region	England
% of FP17s for the same patient ID Re-attending within 3 months - Children	0	26	0.0%	9.6%	11.3%	11.8%
% of FP17s for the same patient ID Re-attending within 3 months - Adults	7	1,700	0.4%	13.7%	15.3%	15.6%
% of FP17s for the same patient ID Re-attending between 3 & 9 months - Children	0	26	0.0%	61.8%	61.1%	58.8%
% of FP17s for the same patient ID Re-attending between 3 & 9 months - Adults	5	1,700	0.3%	53.1%	52.4%	51.0%
% of FP17s for Band 1 Urgent Courses	3	1,650	0.2%	8.6%	9.5%	9.0%
% of FP17s Relating to Free Repair or Replacements	0	1,650	0.0%	0.8%	0.7%	0.8%
% of FP17s Relating to Continuations	5	1,650	0.3%	1.0%	0.8%	0.9%
% of Patients satisfied with the dentistry they have received	1	1	N/A	92.0%	93.1%	93.2%
% of Patients satisfied with the time they had to wait for an appointment	1	1	N/A	90.4%	87.8%	88.3%

* This is based on patients treated on this contract for their most recent course of treatment. Figures in italics indicate the base number of FP17s or Patient Questionnaire responses are less than 100. N/A is shown where the base number of responses is less than 10 during the period. % is calculated as Quantity/Base number*100

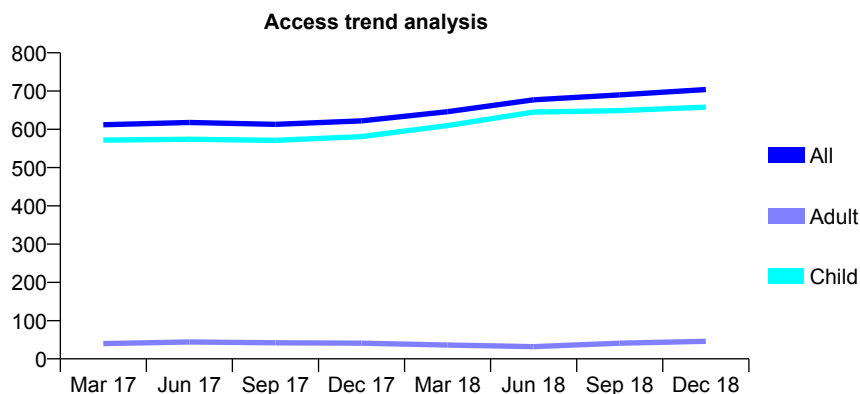
Q65 - Vital Signs At a Glance Contract Report for 127507/0001 - December 2018

Name or company name	Andrew Horne
Contract type name	GDS Contract
Purpose of contract	General
Contract start date	01/04/2009
Contract end date	

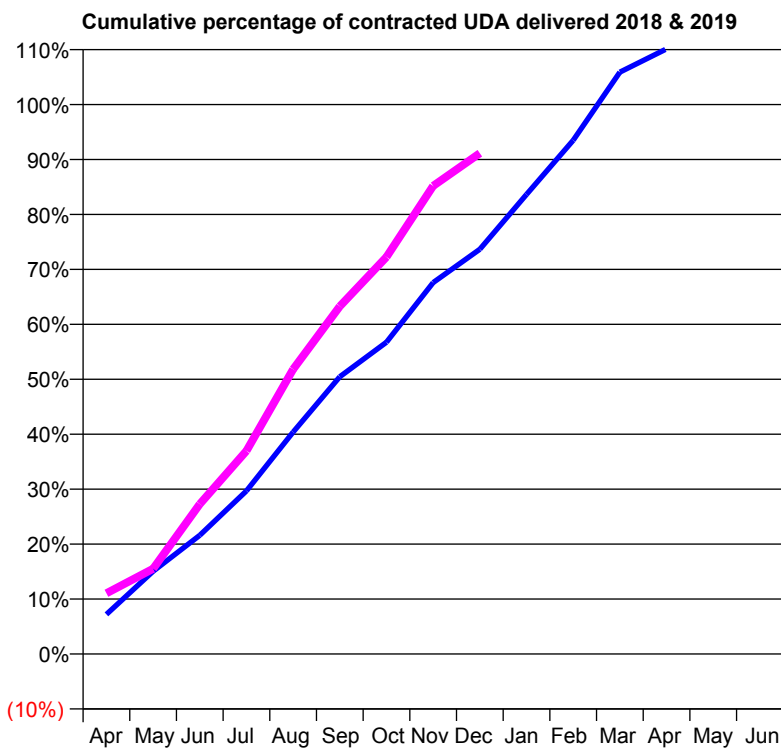
18/19 Contracted general activity (UDA)	1,322
Carry forward general activity (UDA)	-26
18/19 Contracted orthodontic activity (UOA)	0
Carry forward orthodontic activity (UOA)	0
Baseline contract value	£38,776.69

ACCESS*

Patients seen in 24 months	Total	Change since previous quarter
Quarter ending December 2017	622	
Quarter ending March 2018	646	↑
Quarter ending June 2018	677	↑
Quarter ending September 2018	690	→
Quarter ending December 2018	704	↑
Variance since December 2017	13.2%	↑



ACTIVITY



Adjusted Scheduled Activity (UDA)		
Month	2018	2019
April	96	146
May	199	205
June	286	361
July	393	489
August	534	685
September	667	837
October	750	955
November	894	1,126
December	974	1,205
January	1,106	
February	1,236	
March	1,400	
April	1,456	
May	1,459	
June	1,459	

QUALITY

	Quantity	Base Number	Contract	AT	Region	England
% of FP17s for the same patient ID Re-attending within 3 months - Children	106	821	12.9%	9.6%	11.3%	11.8%
% of FP17s for the same patient ID Re-attending within 3 months - Adults	0	0	N/A	13.7%	15.3%	15.6%
% of FP17s for the same patient ID Re-attending between 3 & 9 months - Children	449	821	54.7%	61.8%	61.1%	58.8%
% of FP17s for the same patient ID Re-attending between 3 & 9 months - Adults	0	0	N/A	53.1%	52.4%	51.0%
% of FP17s for Band 1 Urgent Courses	34	781	4.4%	8.6%	9.5%	9.0%
% of FP17s Relating to Free Repair or Replacements	1	781	0.1%	0.8%	0.7%	0.8%
% of FP17s Relating to Continuations	1	781	0.1%	1.0%	0.8%	0.9%
% of Patients satisfied with the dentistry they have received	0	0	N/A	92.0%	93.1%	93.2%
% of Patients satisfied with the time they had to wait for an appointment	0	0	N/A	90.4%	87.8%	88.3%

* This is based on patients treated on this contract for their most recent course of treatment. Figures in italics indicate the base number of FP17s or Patient Questionnaire responses are less than 100. N/A is shown where the base number of responses is less than 10 during the period. % is calculated as Quantity/Base number*100

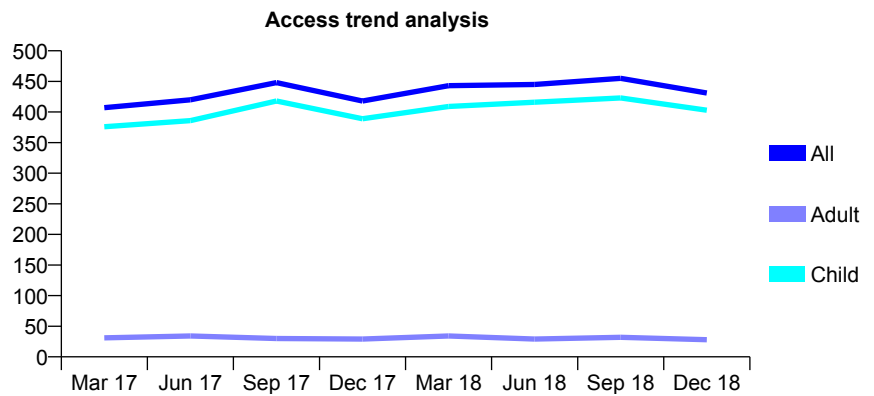
Q65 - Vital Signs At a Glance Contract Report for 129496/0001 - December 2018

Name or company name	Smile Solutions Orthodontics
Contract type name	PDS Contract
Purpose of contract	General and Orthodontic
Contract start date	01/04/2006
Contract end date	31/03/2020

18/19 Contracted general activity (UDA)	900
Carry forward general activity (UDA)	5
18/19 Contracted orthodontic activity (UOA)	8,008
Carry forward orthodontic activity (UOA)	52
Baseline contract value	£576,622.29

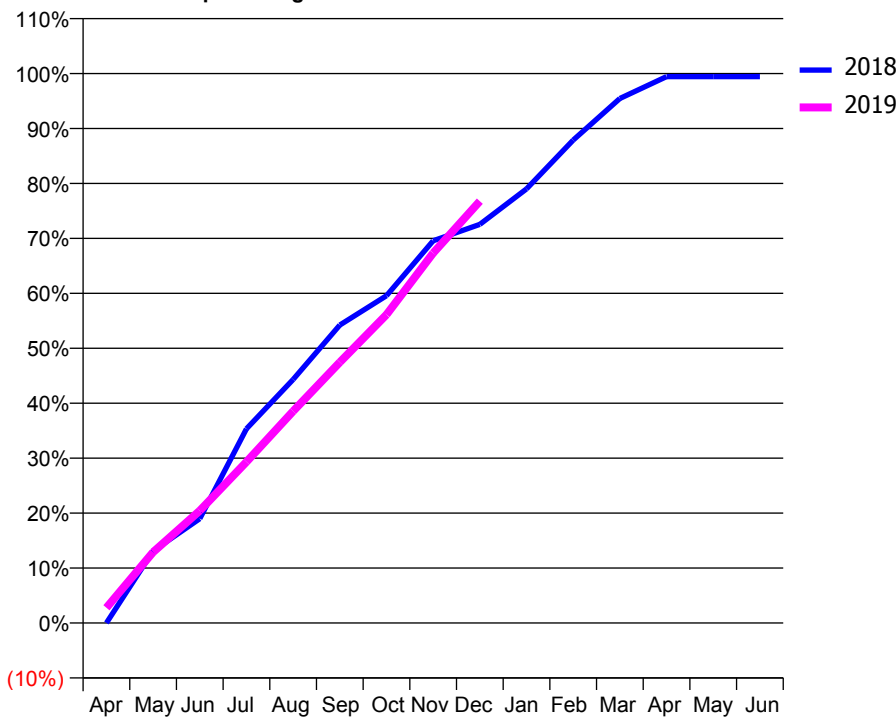
ACCESS*

Patients seen in 24 months	Total	Change since previous quarter
Quarter ending December 2017	418	
Quarter ending March 2018	443	↑
Quarter ending June 2018	445	→
Quarter ending September 2018	455	↑
Quarter ending December 2018	431	↓
Variance since December 2017	3.1%	↑



ACTIVITY

Cumulative percentage of contracted UDA delivered 2018 & 2019



Month	Adjusted Scheduled Activity (UDA)	
	2018	2019
April	0	25
May	118	116
June	171	184
July	318	264
August	399	347
September	488	427
October	536	505
November	626	606
December	653	691
January	711	
February	791	
March	859	
April	895	
May	895	
June	895	

QUALITY

	Quantity	Base Number	Contract	AT	Region	England
% of FP17s for the same patient ID Re-attending within 3 months - Children	258	1,269	20.3%	9.6%	11.3%	11.8%
% of FP17s for the same patient ID Re-attending within 3 months - Adults	3	7	42.9%	13.7%	15.3%	15.6%
% of FP17s for the same patient ID Re-attending between 3 & 9 months - Children	66	1,269	5.2%	61.8%	61.1%	58.8%
% of FP17s for the same patient ID Re-attending between 3 & 9 months - Adults	0	7	0.0%	53.1%	52.4%	51.0%
% of FP17s for Band 1 Urgent Courses	0	281	0.0%	8.6%	9.5%	9.0%
% of FP17s Relating to Free Repair or Replacements	0	281	0.0%	0.8%	0.7%	0.8%
% of FP17s Relating to Continuations	0	281	0.0%	1.0%	0.8%	0.9%
% of Patients satisfied with the dentistry they have received	0	0	N/A	92.0%	93.1%	93.2%
% of Patients satisfied with the time they had to wait for an appointment	0	0	N/A	90.4%	87.8%	88.3%

* This is based on patients treated on this contract for their most recent course of treatment. Figures in italics indicate the base number of FP17s or Patient Questionnaire responses are less than 100. N/A is shown where the base number of responses is less than 10 during the period. % is calculated as Quantity/Base number*100

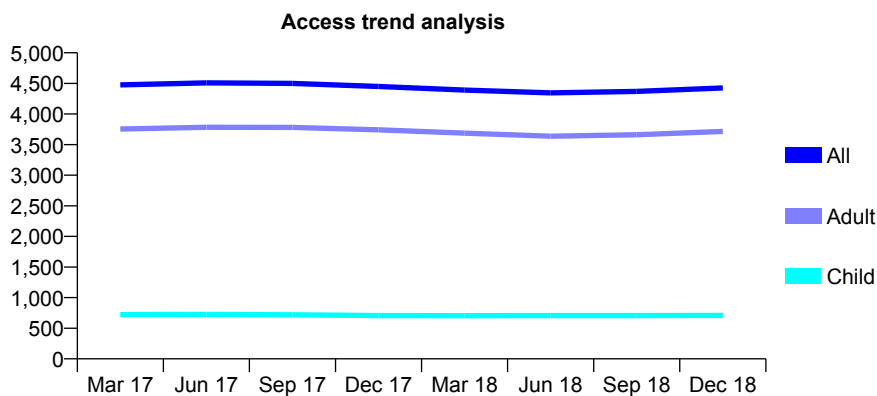
Q65 - Vital Signs At a Glance Contract Report for 129690/0001 - December 2018

Name or company name	Dulverton Dental Practice Ltd
Contract type name	GDS Contract
Purpose of contract	General and Orthodontic
Contract start date	02/04/2007
Contract end date	

18/19 Contracted general activity (UDA)	16,500
Carry forward general activity (UDA)	0
18/19 Contracted orthodontic activity (UOA)	504
Carry forward orthodontic activity (UOA)	6
Baseline contract value	£502,662.47

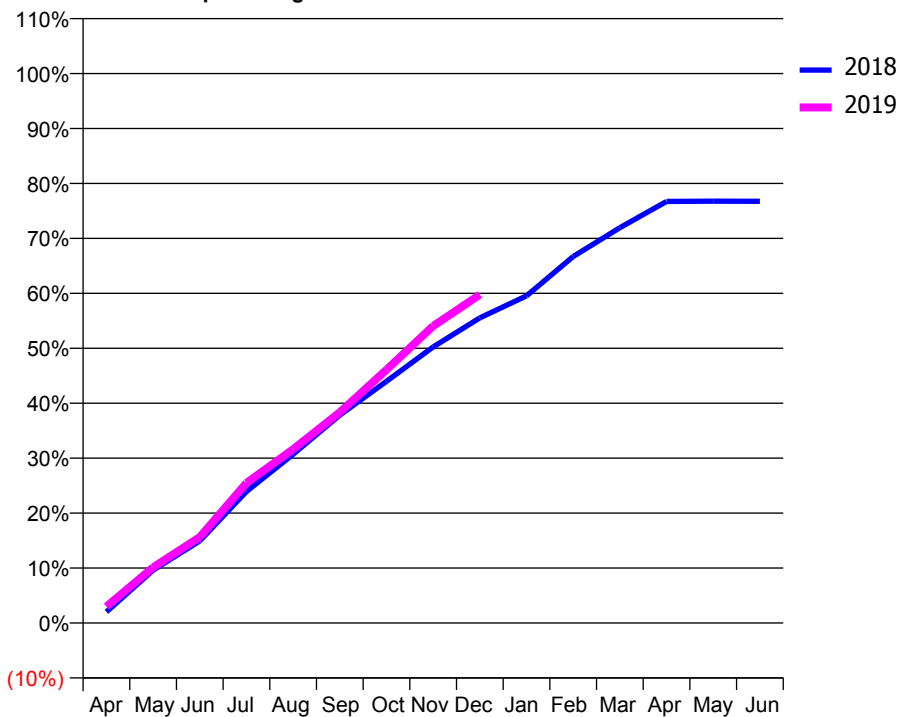
ACCESS*

Patients seen in 24 months	Total	Change since previous quarter
Quarter ending December 2017	4,449	
Quarter ending March 2018	4,392	↓
Quarter ending June 2018	4,345	↓
Quarter ending September 2018	4,369	→
Quarter ending December 2018	4,425	→
Variance since December 2017	(0.5%)	→



ACTIVITY

Cumulative percentage of contracted UDA delivered 2018 & 2019



Month	Adjusted Scheduled Activity (UDA)	
	2018	2019
April	333	496
May	1,588	1,670
June	2,463	2,579
July	3,949	4,207
August	5,067	5,221
September	6,246	6,327
October	7,256	7,606
November	8,289	8,918
December	9,165	9,859
January	9,825	
February	11,006	
March	11,869	
April	12,659	
May	12,667	
June	12,661	

QUALITY

	Quantity	Base Number	Contract	AT	Region	England
% of FP17s for the same patient ID Re-attending within 3 months - Children	117	948	12.3%	9.6%	11.3%	11.8%
% of FP17s for the same patient ID Re-attending within 3 months - Adults	677	4,287	15.8%	13.7%	15.3%	15.6%
% of FP17s for the same patient ID Re-attending between 3 & 9 months - Children	577	948	60.9%	61.8%	61.1%	58.8%
% of FP17s for the same patient ID Re-attending between 3 & 9 months - Adults	2,057	4,287	48.0%	53.1%	52.4%	51.0%
% of FP17s for Band 1 Urgent Courses	467	4,922	9.5%	8.6%	9.5%	9.0%
% of FP17s Relating to Free Repair or Replacements	65	4,922	1.3%	0.8%	0.7%	0.8%
% of FP17s Relating to Continuations	36	4,922	0.7%	1.0%	0.8%	0.9%
% of Patients satisfied with the dentistry they have received	4	5	N/A	92.0%	93.1%	93.2%
% of Patients satisfied with the time they had to wait for an appointment	5	5	N/A	90.4%	87.8%	88.3%

* This is based on patients treated on this contract for their most recent course of treatment. Figures in italics indicate the base number of FP17s or Patient Questionnaire responses are less than 100. N/A is shown where the base number of responses is less than 10 during the period. % is calculated as Quantity/Base number*100

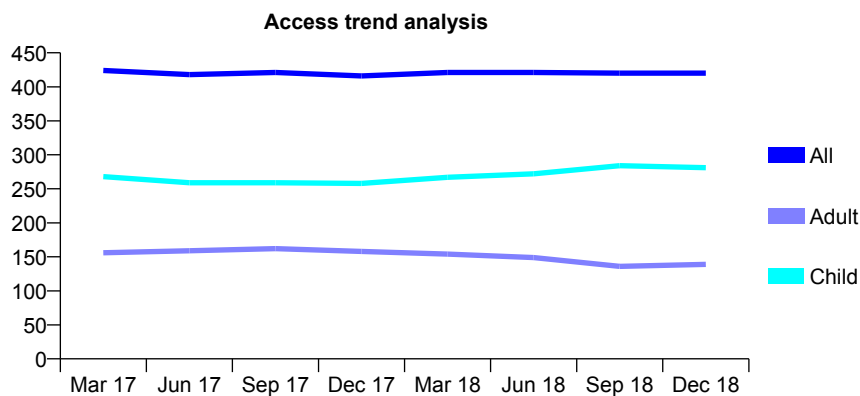
Q65 - Vital Signs At a Glance Contract Report for 130281/0001 - December 2018

Name or company name	PDSP 1864
Contract type name	GDS Contract
Purpose of contract	General
Contract start date	01/08/2010
Contract end date	

18/19 Contracted general activity (UDA)	900
Carry forward general activity (UDA)	0
18/19 Contracted orthodontic activity (UOA)	0
Carry forward orthodontic activity (UOA)	0
Baseline contract value	£20,947.18

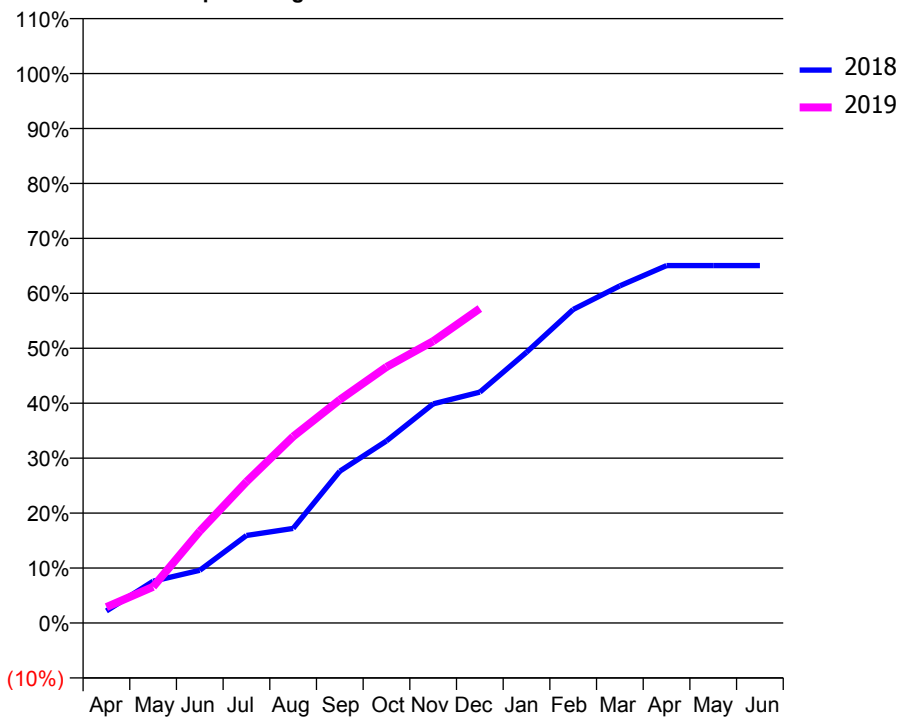
ACCESS*

Patients seen in 24 months	Total	Change since previous quarter
Quarter ending December 2017	416	
Quarter ending March 2018	421	→
Quarter ending June 2018	421	→
Quarter ending September 2018	420	→
Quarter ending December 2018	420	→
Variance since December 2017	1.0%	→



ACTIVITY

Cumulative percentage of contracted UDA delivered 2018 & 2019



Month	Adjusted Scheduled Activity (UDA)	
	2018	2019
April	24	26
May	84	59
June	106	150
July	175	231
August	189	305
September	304	366
October	364	419
November	439	462
December	462	515
January	542	
February	628	
March	675	
April	715	
May	715	
June	715	

QUALITY

	Quantity	Base Number	Contract	AT	Region	England
% of FP17s for the same patient ID Re-attending within 3 months - Children	16	325	4.9%	9.6%	11.3%	11.8%
% of FP17s for the same patient ID Re-attending within 3 months - Adults	16	100	16.0%	13.7%	15.3%	15.6%
% of FP17s for the same patient ID Re-attending between 3 & 9 months - Children	192	325	59.1%	61.8%	61.1%	58.8%
% of FP17s for the same patient ID Re-attending between 3 & 9 months - Adults	41	100	41.0%	53.1%	52.4%	51.0%
% of FP17s for Band 1 Urgent Courses	36	385	9.4%	8.6%	9.5%	9.0%
% of FP17s Relating to Free Repair or Replacements	0	385	0.0%	0.8%	0.7%	0.8%
% of FP17s Relating to Continuations	0	385	0.0%	1.0%	0.8%	0.9%
% of Patients satisfied with the dentistry they have received	0	0	N/A	92.0%	93.1%	93.2%
% of Patients satisfied with the time they had to wait for an appointment	0	0	N/A	90.4%	87.8%	88.3%

* This is based on patients treated on this contract for their most recent course of treatment. Figures in italics indicate the base number of FP17s or Patient Questionnaire responses are less than 100. N/A is shown where the base number of responses is less than 10 during the period. % is calculated as Quantity/Base number*100

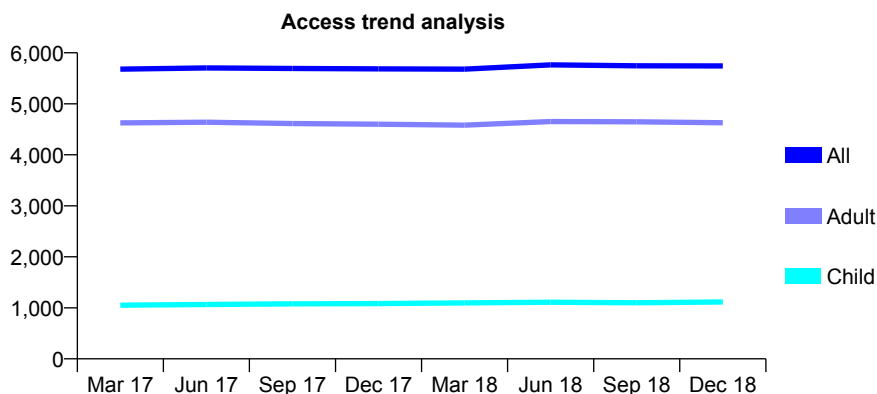
Q65 - Vital Signs At a Glance Contract Report for 131504/0001 - December 2018

Name or company name	Clevedon Dental Care
Contract type name	GDS Contract
Purpose of contract	General
Contract start date	01/04/2010
Contract end date	

18/19 Contracted general activity (UDA)	18,815
Carry forward general activity (UDA)	0
18/19 Contracted orthodontic activity (UOA)	0
Carry forward orthodontic activity (UOA)	0
Baseline contract value	£393,286.97

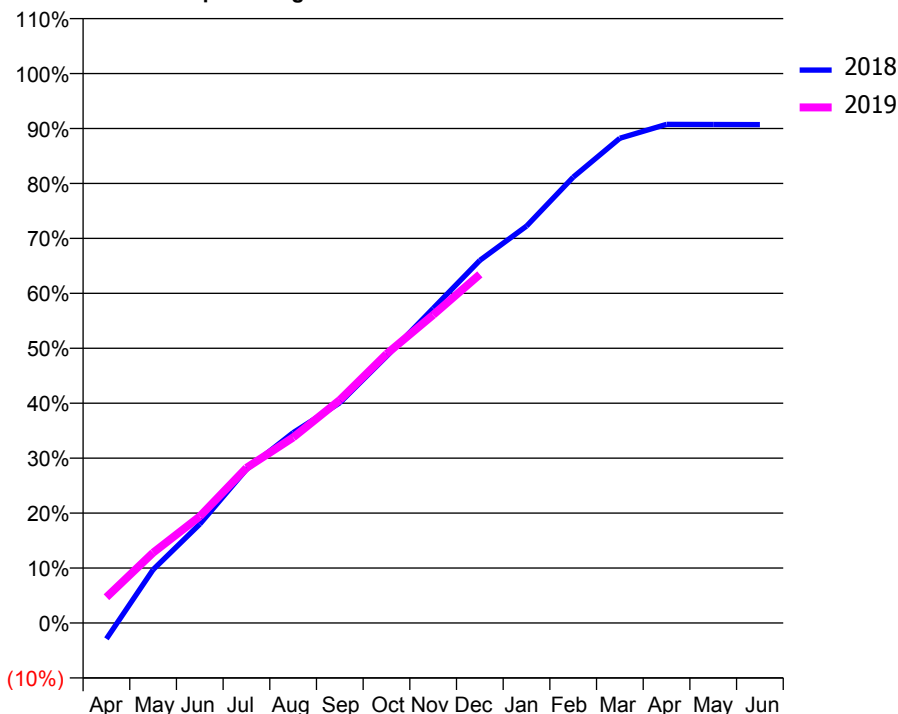
ACCESS*

Patients seen in 24 months	Total	Change since previous quarter
Quarter ending December 2017	5,684	
Quarter ending March 2018	5,680	→
Quarter ending June 2018	5,763	→
Quarter ending September 2018	5,746	→
Quarter ending December 2018	5,742	→
Variance since December 2017	1.0%	→



ACTIVITY

Cumulative percentage of contracted UDA delivered 2018 & 2019



Month	Adjusted Scheduled Activity (UDA)	
	2018	2019
April	-589	885
May	1,974	2,410
June	3,654	3,651
July	5,683	5,312
August	7,035	6,352
September	8,141	7,637
October	9,860	9,212
November	11,631	10,548
December	13,405	11,939
January	14,673	
February	16,481	
March	17,921	
April	18,436	
May	18,428	
June	18,427	

QUALITY

	Quantity	Base Number	Contract	AT	Region	England
% of FP17s for the same patient ID Re-attending within 3 months - Children	63	1,252	5.0%	9.6%	11.3%	11.8%
% of FP17s for the same patient ID Re-attending within 3 months - Adults	448	4,725	9.5%	13.7%	15.3%	15.6%
% of FP17s for the same patient ID Re-attending between 3 & 9 months - Children	769	1,252	61.4%	61.8%	61.1%	58.8%
% of FP17s for the same patient ID Re-attending between 3 & 9 months - Adults	2,757	4,725	58.3%	53.1%	52.4%	51.0%
% of FP17s for Band 1 Urgent Courses	326	5,694	5.7%	8.6%	9.5%	9.0%
% of FP17s Relating to Free Repair or Replacements	19	5,694	0.3%	0.8%	0.7%	0.8%
% of FP17s Relating to Continuations	56	5,694	1.0%	1.0%	0.8%	0.9%
% of Patients satisfied with the dentistry they have received	1	2	N/A	92.0%	93.1%	93.2%
% of Patients satisfied with the time they had to wait for an appointment	2	2	N/A	90.4%	87.8%	88.3%

* This is based on patients treated on this contract for their most recent course of treatment. Figures in italics indicate the base number of FP17s or Patient Questionnaire responses are less than 100. N/A is shown where the base number of responses is less than 10 during the period. % is calculated as Quantity/Base number*100

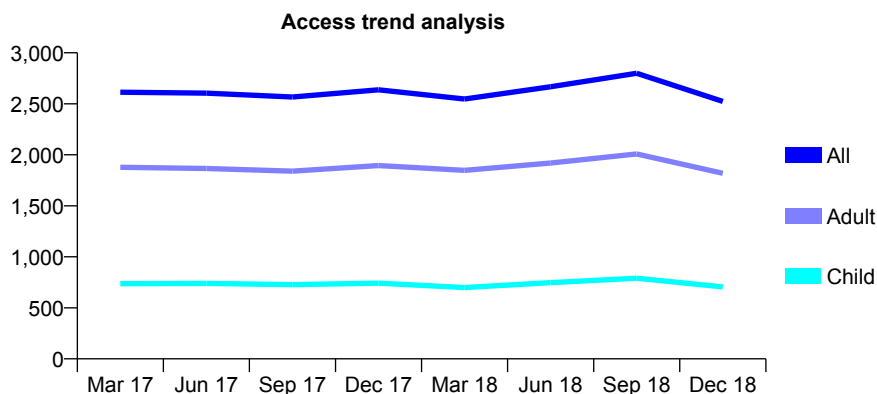
Q65 - Vital Signs At a Glance Contract Report for 131563/0001 - December 2018

Name or company name	Broadwalk Dental Centre Practice Partners
Contract type name	GDS Contract
Purpose of contract	General
Contract start date	01/04/2008
Contract end date	

18/19 Contracted general activity (UDA)	10,000
Carry forward general activity (UDA)	0
18/19 Contracted orthodontic activity (UOA)	0
Carry forward orthodontic activity (UOA)	0
Baseline contract value	£240,909.42

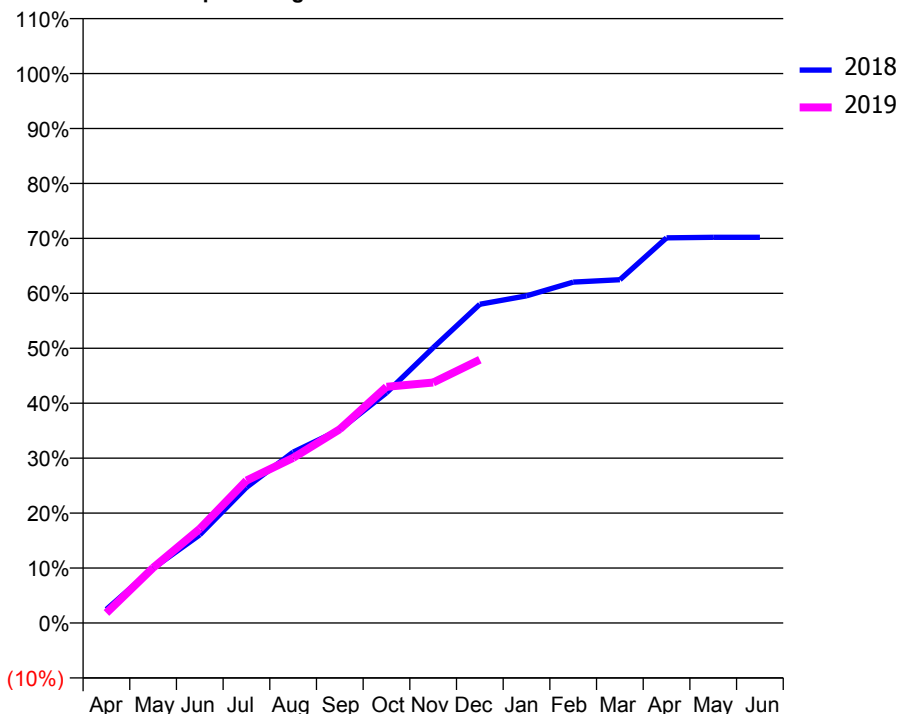
ACCESS*

Patients seen in 24 months	Total	Change since previous quarter
Quarter ending December 2017	2,637	
Quarter ending March 2018	2,547	↓
Quarter ending June 2018	2,667	↑
Quarter ending September 2018	2,799	↑
Quarter ending December 2018	2,524	↓
Variance since December 2017	(4.3%)	↓



ACTIVITY

Cumulative percentage of contracted UDA delivered 2018 & 2019



Adjusted Scheduled Activity (UDA)		
Month	2018	2019
April	249	183
May	995	1,005
June	1,604	1,714
July	2,468	2,592
August	3,109	3,005
September	3,520	3,528
October	4,191	4,300
November	5,010	4,377
December	5,801	4,792
January	5,953	
February	6,204	
March	6,246	
April	7,010	
May	7,020	
June	7,020	

QUALITY

	Quantity	Base Number	Contract	AT	Region	England
% of FP17s for the same patient ID Re-attending within 3 months - Children	46	958	4.8%	9.6%	11.3%	11.8%
% of FP17s for the same patient ID Re-attending within 3 months - Adults	180	2,180	8.3%	13.7%	15.3%	15.6%
% of FP17s for the same patient ID Re-attending between 3 & 9 months - Children	498	958	52.0%	61.8%	61.1%	58.8%
% of FP17s for the same patient ID Re-attending between 3 & 9 months - Adults	1,040	2,180	47.7%	53.1%	52.4%	51.0%
% of FP17s for Band 1 Urgent Courses	98	2,642	3.7%	8.6%	9.5%	9.0%
% of FP17s Relating to Free Repair or Replacements	26	2,642	1.0%	0.8%	0.7%	0.8%
% of FP17s Relating to Continuations	51	2,642	1.9%	1.0%	0.8%	0.9%
% of Patients satisfied with the dentistry they have received	0	0	N/A	92.0%	93.1%	93.2%
% of Patients satisfied with the time they had to wait for an appointment	0	0	N/A	90.4%	87.8%	88.3%

* This is based on patients treated on this contract for their most recent course of treatment. Figures in italics indicate the base number of FP17s or Patient Questionnaire responses are less than 100. N/A is shown where the base number of responses is less than 10 during the period. % is calculated as Quantity/Base number*100

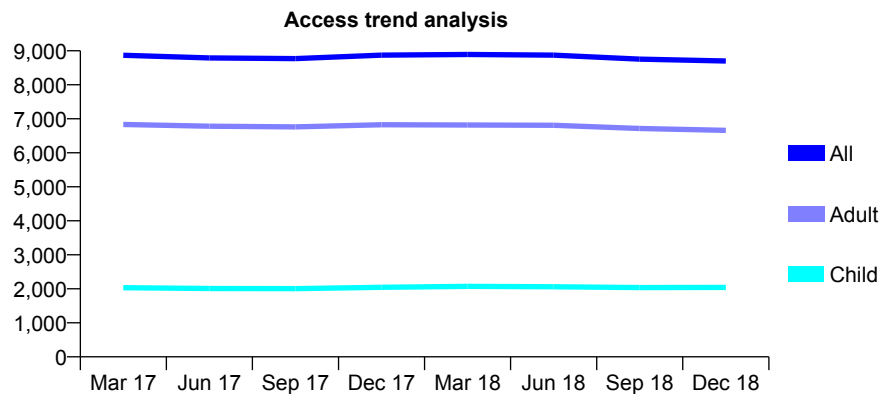
Q65 - Vital Signs At a Glance Contract Report for 135739/0001 - December 2018

Name or company name	Woodburn Cottage Services Ltd
Contract type name	GDS Contract
Purpose of contract	General
Contract start date	01/04/2010
Contract end date	

18/19 Contracted general activity (UDA)	27,795
Carry forward general activity (UDA)	-199
18/19 Contracted orthodontic activity (UOA)	0
Carry forward orthodontic activity (UOA)	0
Baseline contract value	£653,772.80

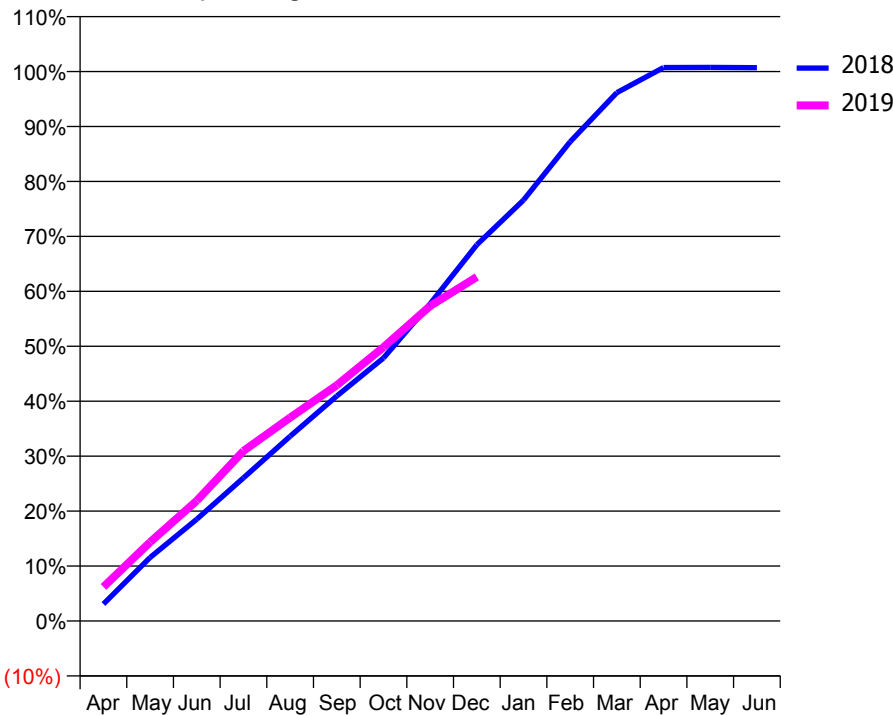
ACCESS*

Patients seen in 24 months	Total	Change since previous quarter
Quarter ending December 2017	8,872	
Quarter ending March 2018	8,891	→
Quarter ending June 2018	8,871	→
Quarter ending September 2018	8,756	↓
Quarter ending December 2018	8,701	→
Variance since December 2017	(1.9%)	↓



ACTIVITY

Cumulative percentage of contracted UDA delivered 2018 & 2019



Month	Adjusted Scheduled Activity (UDA)	
	2018	2019
April	894	1,725
May	3,329	3,988
June	5,338	6,088
July	7,503	8,605
August	9,682	10,292
September	11,790	11,929
October	13,786	13,851
November	16,630	15,934
December	19,717	17,407
January	22,060	
February	25,116	
March	27,692	
April	29,003	
May	29,009	
June	28,994	

QUALITY

	Quantity	Base Number	Contract	AT	Region	England
% of FP17s for the same patient ID Re-attending within 3 months - Children	142	2,249	6.3%	9.6%	11.3%	11.8%
% of FP17s for the same patient ID Re-attending within 3 months - Adults	946	6,892	13.7%	13.7%	15.3%	15.6%
% of FP17s for the same patient ID Re-attending between 3 & 9 months - Children	1,442	2,249	64.1%	61.8%	61.1%	58.8%
% of FP17s for the same patient ID Re-attending between 3 & 9 months - Adults	4,168	6,892	60.5%	53.1%	52.4%	51.0%
% of FP17s for Band 1 Urgent Courses	791	8,660	9.1%	8.6%	9.5%	9.0%
% of FP17s Relating to Free Repair or Replacements	127	8,660	1.5%	0.8%	0.7%	0.8%
% of FP17s Relating to Continuations	53	8,660	0.6%	1.0%	0.8%	0.9%
% of Patients satisfied with the dentistry they have received	7	7	N/A	92.0%	93.1%	93.2%
% of Patients satisfied with the time they had to wait for an appointment	7	7	N/A	90.4%	87.8%	88.3%

* This is based on patients treated on this contract for their most recent course of treatment. Figures in italics indicate the base number of FP17s or Patient Questionnaire responses are less than 100. N/A is shown where the base number of responses is less than 10 during the period. % is calculated as Quantity/Base number*100

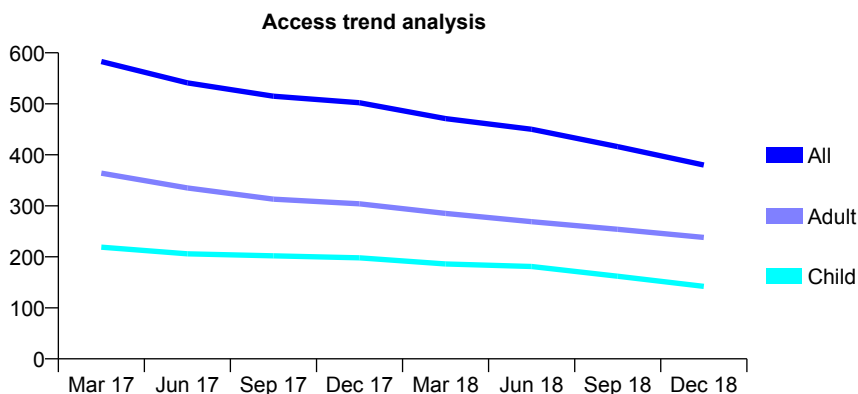
Q65 - Vital Signs At a Glance Contract Report for 141216/0001 - December 2018

Name or company name	Gairloch House Dental Practice
Contract type name	GDS Contract
Purpose of contract	General
Contract start date	01/08/2013
Contract end date	

18/19 Contracted general activity (UDA)	1,170
Carry forward general activity (UDA)	0
18/19 Contracted orthodontic activity (UOA)	0
Carry forward orthodontic activity (UOA)	0
Baseline contract value	£28,551.12

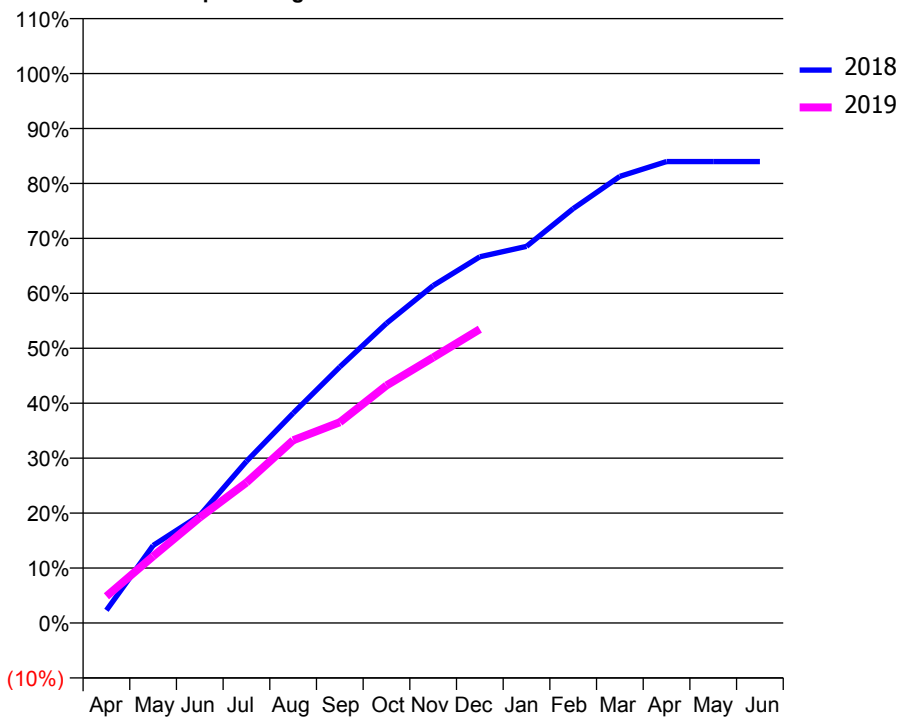
ACCESS*

Patients seen in 24 months	Total	Change since previous quarter
Quarter ending December 2017	502	
Quarter ending March 2018	471	↓
Quarter ending June 2018	450	↓
Quarter ending September 2018	416	↓
Quarter ending December 2018	380	↓
Variance since December 2017	(24.3%)	↓



ACTIVITY

Cumulative percentage of contracted UDA delivered 2018 & 2019



Adjusted Scheduled Activity (UDA)

Month	2018	2019
April	27	57
May	165	142
June	229	225
July	344	299
August	447	389
September	545	427
October	638	506
November	719	565
December	780	626
January	802	
February	882	
March	951	
April	982	
May	982	
June	982	

QUALITY

	Quantity	Base Number	Contract	AT	Region	England
% of FP17s for the same patient ID Re-attending within 3 months - Children	11	199	5.5%	9.6%	11.3%	11.8%
% of FP17s for the same patient ID Re-attending within 3 months - Adults	32	231	13.9%	13.7%	15.3%	15.6%
% of FP17s for the same patient ID Re-attending between 3 & 9 months - Children	150	199	75.4%	61.8%	61.1%	58.8%
% of FP17s for the same patient ID Re-attending between 3 & 9 months - Adults	147	231	63.6%	53.1%	52.4%	51.0%
% of FP17s for Band 1 Urgent Courses	18	407	4.4%	8.6%	9.5%	9.0%
% of FP17s Relating to Free Repair or Replacements	2	407	0.5%	0.8%	0.7%	0.8%
% of FP17s Relating to Continuations	6	407	1.5%	1.0%	0.8%	0.9%
% of Patients satisfied with the dentistry they have received	0	0	N/A	92.0%	93.1%	93.2%
% of Patients satisfied with the time they had to wait for an appointment	0	0	N/A	90.4%	87.8%	88.3%

* This is based on patients treated on this contract for their most recent course of treatment. Figures in italics indicate the base number of FP17s or Patient Questionnaire responses are less than 100. N/A is shown where the base number of responses is less than 10 during the period. % is calculated as Quantity/Base number*100

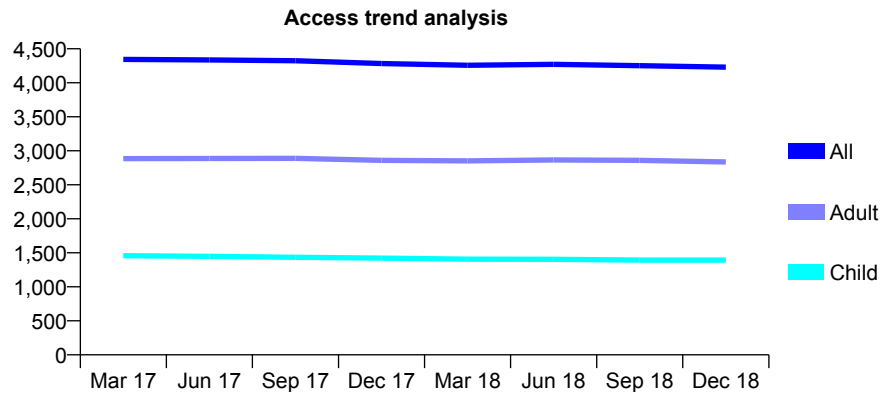
Q65 - Vital Signs At a Glance Contract Report for 146706/0001 - December 2018

Name or company name	Coly House Ltd
Contract type name	GDS Contract
Purpose of contract	General
Contract start date	01/04/2010
Contract end date	

18/19 Contracted general activity (UDA)	10,000
Carry forward general activity (UDA)	0
18/19 Contracted orthodontic activity (UOA)	0
Carry forward orthodontic activity (UOA)	0
Baseline contract value	£226,577.51

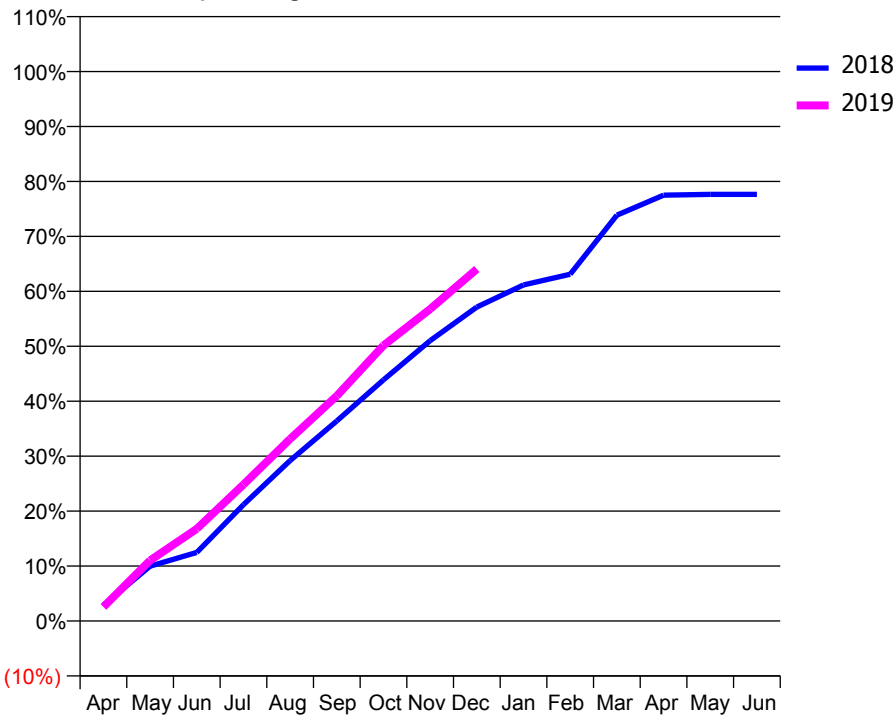
ACCESS*

Patients seen in 24 months	Total	Change since previous quarter
Quarter ending December 2017	4,283	
Quarter ending March 2018	4,257	→
Quarter ending June 2018	4,271	→
Quarter ending September 2018	4,252	→
Quarter ending December 2018	4,231	→
Variance since December 2017	(1.2%)	↓



ACTIVITY

Cumulative percentage of contracted UDA delivered 2018 & 2019



Month	Adjusted Scheduled Activity (UDA)	
	2018	2019
April	288	255
May	999	1,103
June	1,249	1,679
July	2,118	2,484
August	2,919	3,314
September	3,642	4,098
October	4,390	5,016
November	5,102	5,677
December	5,715	6,406
January	6,117	
February	6,310	
March	7,385	
April	7,750	
May	7,763	
June	7,763	

QUALITY

	Quantity	Base Number	Contract	AT	Region	England
% of FP17s for the same patient ID Re-attending within 3 months - Children	125	1,800	6.9%	9.6%	11.3%	11.8%
% of FP17s for the same patient ID Re-attending within 3 months - Adults	353	3,152	11.2%	13.7%	15.3%	15.6%
% of FP17s for the same patient ID Re-attending between 3 & 9 months - Children	1,245	1,800	69.2%	61.8%	61.1%	58.8%
% of FP17s for the same patient ID Re-attending between 3 & 9 months - Adults	2,012	3,152	63.8%	53.1%	52.4%	51.0%
% of FP17s for Band 1 Urgent Courses	251	4,094	6.1%	8.6%	9.5%	9.0%
% of FP17s Relating to Free Repair or Replacements	26	4,094	0.6%	0.8%	0.7%	0.8%
% of FP17s Relating to Continuations	46	4,094	1.1%	1.0%	0.8%	0.9%
% of Patients satisfied with the dentistry they have received	0	0	N/A	92.0%	93.1%	93.2%
% of Patients satisfied with the time they had to wait for an appointment	0	0	N/A	90.4%	87.8%	88.3%

* This is based on patients treated on this contract for their most recent course of treatment. Figures in italics indicate the base number of FP17s or Patient Questionnaire responses are less than 100. N/A is shown where the base number of responses is less than 10 during the period. % is calculated as Quantity/Base number*100

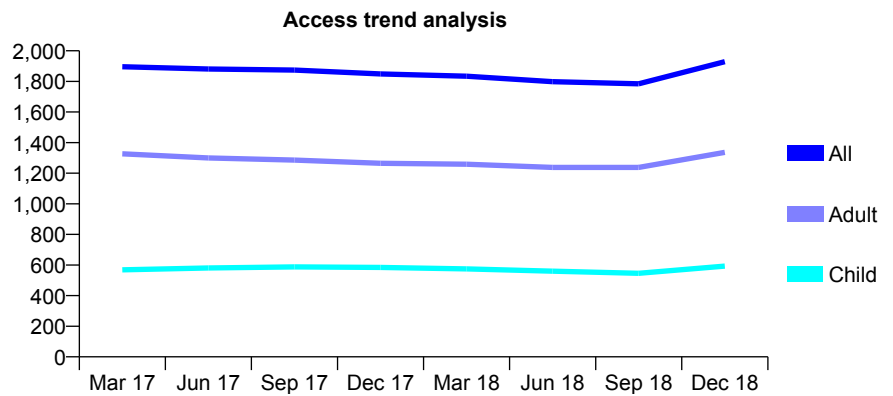
Q65 - Vital Signs At a Glance Contract Report for 148172/0001 - December 2018

Name or company name	Stokes Lane Dental Practice
Contract type name	GDS Contract
Purpose of contract	General
Contract start date	01/04/2011
Contract end date	

18/19 Contracted general activity (UDA)	5,819
Carry forward general activity (UDA)	0
18/19 Contracted orthodontic activity (UOA)	0
Carry forward orthodontic activity (UOA)	0
Baseline contract value	£128,761.85

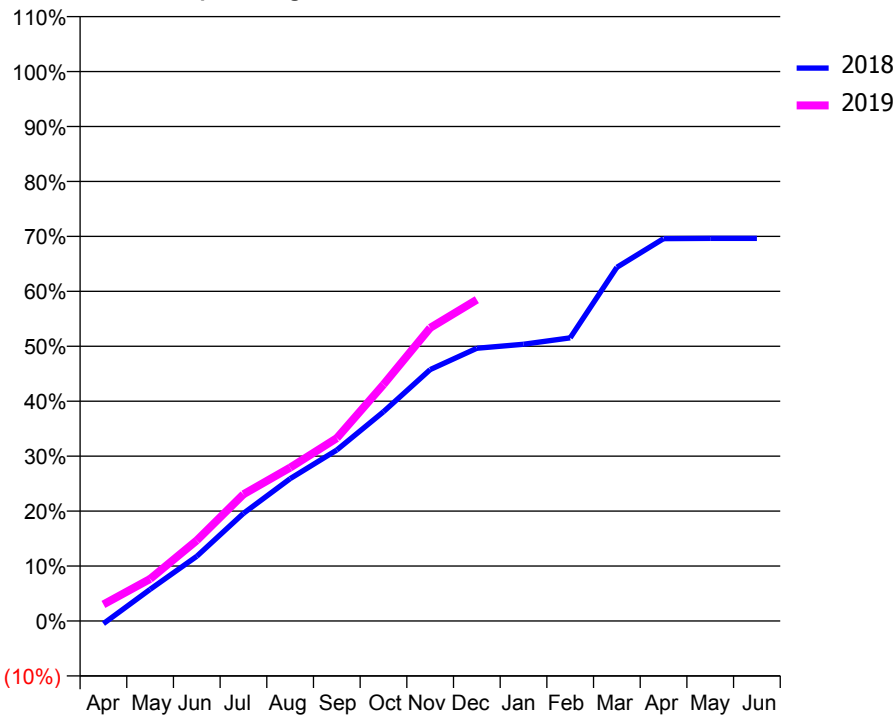
ACCESS*

Patients seen in 24 months	Total	Change since previous quarter
Quarter ending December 2017	1,849	
Quarter ending March 2018	1,834	→
Quarter ending June 2018	1,798	↓
Quarter ending September 2018	1,784	→
Quarter ending December 2018	1,929	↑
Variance since December 2017	4.3%	↑



ACTIVITY

Cumulative percentage of contracted UDA delivered 2018 & 2019



Month	Adjusted Scheduled Activity (UDA)	
	2018	2019
April	-28	176
May	335	445
June	685	853
July	1,140	1,342
August	1,508	1,625
September	1,811	1,937
October	2,216	2,504
November	2,662	3,105
December	2,889	3,402
January	2,931	
February	2,999	
March	3,746	
April	4,049	
May	4,052	
June	4,052	

QUALITY

	Quantity	Base Number	Contract	AT	Region	England
% of FP17s for the same patient ID Re-attending within 3 months - Children	32	651	4.9%	9.6%	11.3%	11.8%
% of FP17s for the same patient ID Re-attending within 3 months - Adults	177	1,440	12.3%	13.7%	15.3%	15.6%
% of FP17s for the same patient ID Re-attending between 3 & 9 months - Children	401	651	61.6%	61.8%	61.1%	58.8%
% of FP17s for the same patient ID Re-attending between 3 & 9 months - Adults	871	1,440	60.5%	53.1%	52.4%	51.0%
% of FP17s for Band 1 Urgent Courses	112	1,935	5.8%	8.6%	9.5%	9.0%
% of FP17s Relating to Free Repair or Replacements	24	1,935	1.2%	0.8%	0.7%	0.8%
% of FP17s Relating to Continuations	11	1,935	0.6%	1.0%	0.8%	0.9%
% of Patients satisfied with the dentistry they have received	1	1	N/A	92.0%	93.1%	93.2%
% of Patients satisfied with the time they had to wait for an appointment	1	1	N/A	90.4%	87.8%	88.3%

* This is based on patients treated on this contract for their most recent course of treatment. Figures in italics indicate the base number of FP17s or Patient Questionnaire responses are less than 100. N/A is shown where the base number of responses is less than 10 during the period. % is calculated as Quantity/Base number*100

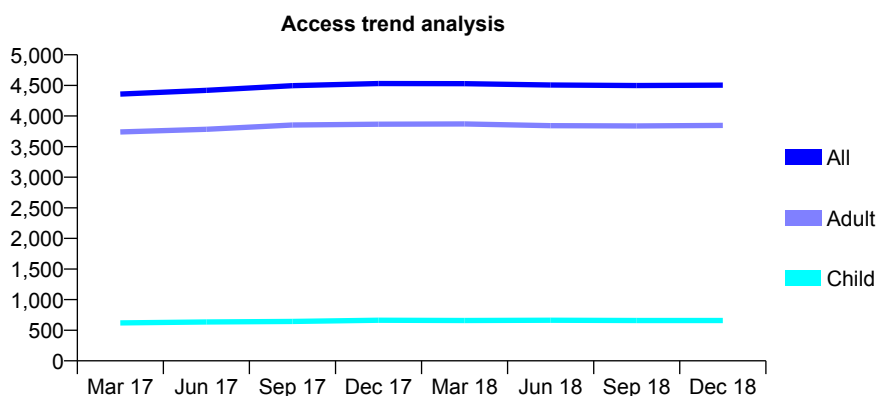
Q65 - Vital Signs At a Glance Contract Report for 151416/0001 - December 2018

Name or company name	Mr AG Behanan
Contract type name	GDS Contract
Purpose of contract	General
Contract start date	01/09/2013
Contract end date	

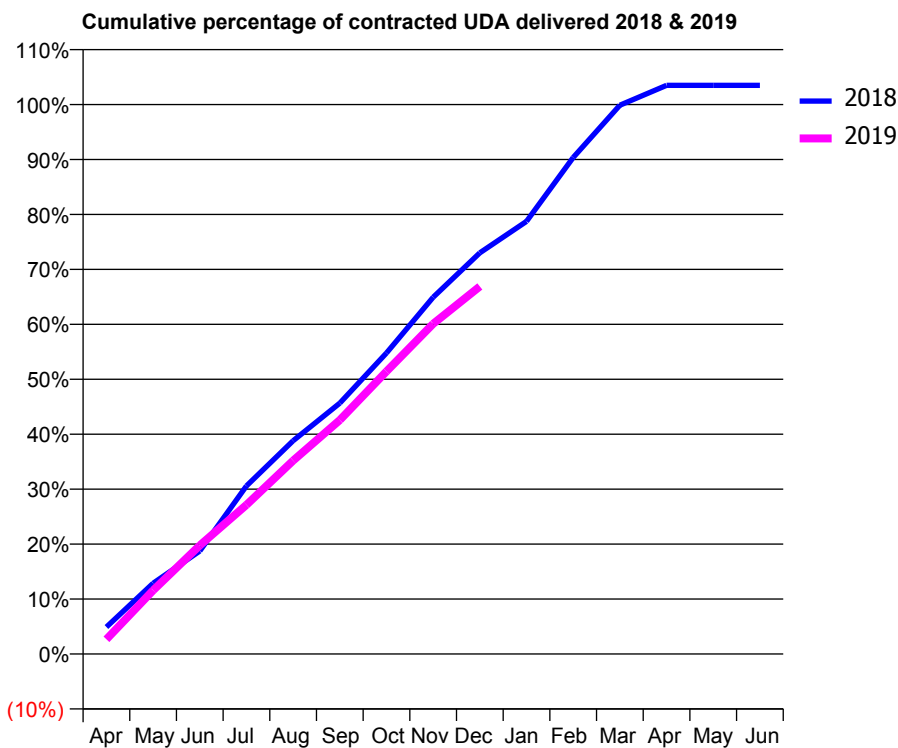
18/19 Contracted general activity (UDA)	16,000
Carry forward general activity (UDA)	-320
18/19 Contracted orthodontic activity (UOA)	0
Carry forward orthodontic activity (UOA)	0
Baseline contract value	£350,396.65

ACCESS*

Patients seen in 24 months	Total	Change since previous quarter
Quarter ending December 2017	4,530	
Quarter ending March 2018	4,529	→
Quarter ending June 2018	4,506	→
Quarter ending September 2018	4,498	→
Quarter ending December 2018	4,504	→
Variance since December 2017	(0.6%)	→



ACTIVITY



Month	Adjusted Scheduled Activity (UDA)	
	2018	2019
April	788	429
May	2,061	1,854
June	3,001	3,163
July	4,895	4,343
August	6,211	5,630
September	7,305	6,811
October	8,766	8,228
November	10,389	9,614
December	11,680	10,701
January	12,596	
February	14,458	
March	15,978	
April	16,560	
May	16,558	
June	16,556	

QUALITY

	Quantity	Base Number	Contract	AT	Region	England
% of FP17s for the same patient ID Re-attending within 3 months - Children	70	619	11.3%	9.6%	11.3%	11.8%
% of FP17s for the same patient ID Re-attending within 3 months - Adults	596	3,846	15.5%	13.7%	15.3%	15.6%
% of FP17s for the same patient ID Re-attending between 3 & 9 months - Children	314	619	50.7%	61.8%	61.1%	58.8%
% of FP17s for the same patient ID Re-attending between 3 & 9 months - Adults	2,107	3,846	54.8%	53.1%	52.4%	51.0%
% of FP17s for Band 1 Urgent Courses	496	4,261	11.6%	8.6%	9.5%	9.0%
% of FP17s Relating to Free Repair or Replacements	53	4,261	1.2%	0.8%	0.7%	0.8%
% of FP17s Relating to Continuations	37	4,261	0.9%	1.0%	0.8%	0.9%
% of Patients satisfied with the dentistry they have received	6	6	N/A	92.0%	93.1%	93.2%
% of Patients satisfied with the time they had to wait for an appointment	6	6	N/A	90.4%	87.8%	88.3%

* This is based on patients treated on this contract for their most recent course of treatment. Figures in italics indicate the base number of FP17s or Patient Questionnaire responses are less than 100. N/A is shown where the base number of responses is less than 10 during the period. % is calculated as Quantity/Base number*100

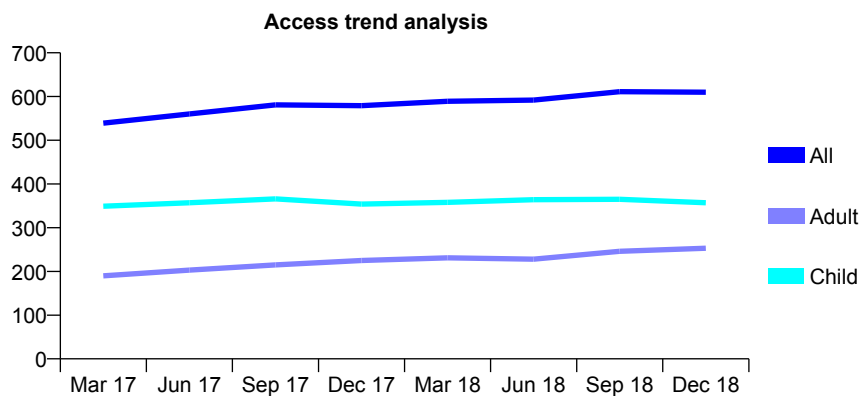
Q65 - Vital Signs At a Glance Contract Report for 152277/0001 - December 2018

Name or company name	Myridakis and Myridaki
Contract type name	GDS Contract
Purpose of contract	General
Contract start date	17/12/2015
Contract end date	

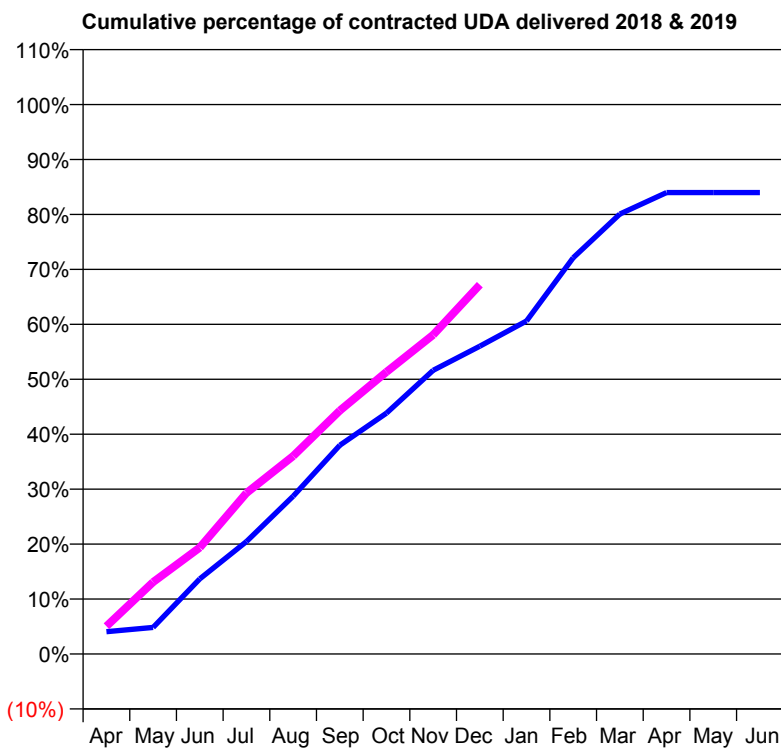
18/19 Contracted general activity (UDA)	1,500
Carry forward general activity (UDA)	0
18/19 Contracted orthodontic activity (UOA)	0
Carry forward orthodontic activity (UOA)	0
Baseline contract value	£32,831.02

ACCESS*

Patients seen in 24 months	Total	Change since previous quarter
Quarter ending December 2017	579	
Quarter ending March 2018	589	→
Quarter ending June 2018	592	→
Quarter ending September 2018	611	↑
Quarter ending December 2018	610	→
Variance since December 2017	5.4%	↑



ACTIVITY



Adjusted Scheduled Activity (UDA)		
Month	2018	2019
April	73	76
May	87	196
June	246	291
July	369	440
August	517	540
September	684	665
October	789	770
November	929	871
December	1,008	1,008
January	1,091	
February	1,298	
March	1,441	
April	1,512	
May	1,512	
June	1,512	

QUALITY

	Quantity	Base Number	Contract	AT	Region	England
% of FP17s for the same patient ID Re-attending within 3 months - Children	20	404	5.0%	9.6%	11.3%	11.8%
% of FP17s for the same patient ID Re-attending within 3 months - Adults	12	193	6.2%	13.7%	15.3%	15.6%
% of FP17s for the same patient ID Re-attending between 3 & 9 months - Children	261	404	64.6%	61.8%	61.1%	58.8%
% of FP17s for the same patient ID Re-attending between 3 & 9 months - Adults	87	193	45.1%	53.1%	52.4%	51.0%
% of FP17s for Band 1 Urgent Courses	60	561	10.7%	8.6%	9.5%	9.0%
% of FP17s Relating to Free Repair or Replacements	0	561	0.0%	0.8%	0.7%	0.8%
% of FP17s Relating to Continuations	0	561	0.0%	1.0%	0.8%	0.9%
% of Patients satisfied with the dentistry they have received	1	1	N/A	92.0%	93.1%	93.2%
% of Patients satisfied with the time they had to wait for an appointment	1	1	N/A	90.4%	87.8%	88.3%

* This is based on patients treated on this contract for their most recent course of treatment. Figures in italics indicate the base number of FP17s or Patient Questionnaire responses are less than 100. N/A is shown where the base number of responses is less than 10 during the period. % is calculated as Quantity/Base number*100

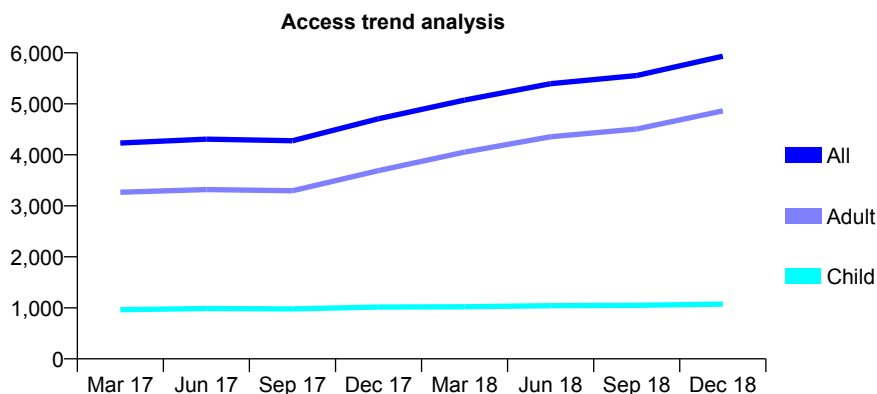
Q65 - Vital Signs At a Glance Contract Report for 153753/0001 - December 2018

Name or company name	Redland Park DS Ltd
Contract type name	GDS Contract
Purpose of contract	General
Contract start date	01/04/2011
Contract end date	

18/19 Contracted general activity (UDA)	14,224
Carry forward general activity (UDA)	-253
18/19 Contracted orthodontic activity (UOA)	0
Carry forward orthodontic activity (UOA)	0
Baseline contract value	£472,326.97

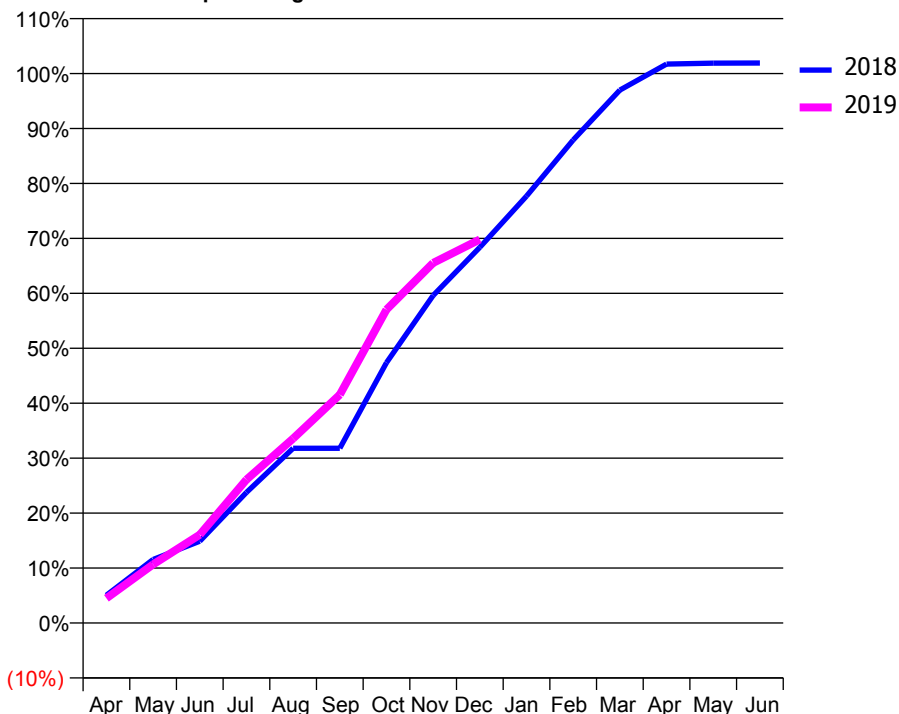
ACCESS*

Patients seen in 24 months	Total	Change since previous quarter
Quarter ending December 2017	4,706	
Quarter ending March 2018	5,074	↑
Quarter ending June 2018	5,395	↑
Quarter ending September 2018	5,555	↑
Quarter ending December 2018	5,934	↑
Variance since December 2017	26.1%	↑



ACTIVITY

Cumulative percentage of contracted UDA delivered 2018 & 2019



Month	Adjusted Scheduled Activity (UDA)	
	2018	2019
April	669	640
May	1,530	1,518
June	1,970	2,288
July	3,144	3,711
August	4,207	4,774
September	4,207	5,911
October	6,264	8,114
November	7,882	9,320
December	9,041	9,929
January	10,274	
February	11,625	
March	12,826	
April	13,452	
May	13,474	
June	13,477	

QUALITY

	Quantity	Base Number	Contract	AT	Region	England
% of FP17s for the same patient ID Re-attending within 3 months - Children	44	1,151	3.8%	9.6%	11.3%	11.8%
% of FP17s for the same patient ID Re-attending within 3 months - Adults	537	4,897	11.0%	13.7%	15.3%	15.6%
% of FP17s for the same patient ID Re-attending between 3 & 9 months - Children	704	1,151	61.2%	61.8%	61.1%	58.8%
% of FP17s for the same patient ID Re-attending between 3 & 9 months - Adults	2,501	4,897	51.1%	53.1%	52.4%	51.0%
% of FP17s for Band 1 Urgent Courses	723	5,278	13.7%	8.6%	9.5%	9.0%
% of FP17s Relating to Free Repair or Replacements	47	5,278	0.9%	0.8%	0.7%	0.8%
% of FP17s Relating to Continuations	27	5,278	0.5%	1.0%	0.8%	0.9%
% of Patients satisfied with the dentistry they have received	5	5	N/A	92.0%	93.1%	93.2%
% of Patients satisfied with the time they had to wait for an appointment	4	5	N/A	90.4%	87.8%	88.3%

* This is based on patients treated on this contract for their most recent course of treatment. Figures in italics indicate the base number of FP17s or Patient Questionnaire responses are less than 100. N/A is shown where the base number of responses is less than 10 during the period. % is calculated as Quantity/Base number*100

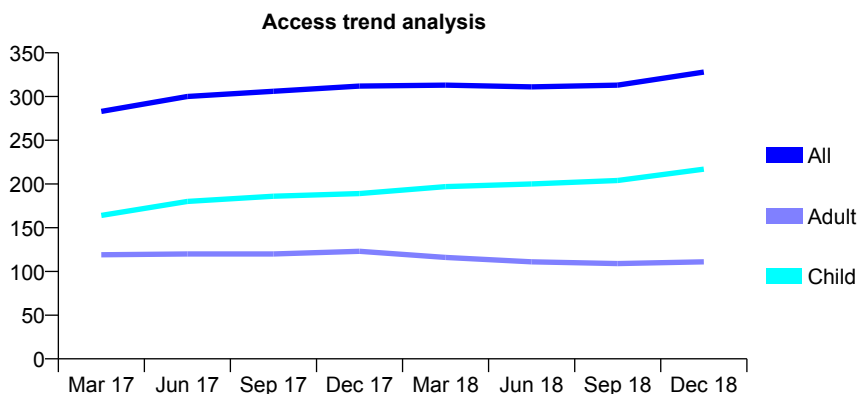
Q65 - Vital Signs At a Glance Contract Report for 154091/0001 - December 2018

Name or company name	RCST Ltd
Contract type name	GDS Contract
Purpose of contract	General
Contract start date	01/10/2012
Contract end date	

18/19 Contracted general activity (UDA)	616
Carry forward general activity (UDA)	0
18/19 Contracted orthodontic activity (UOA)	0
Carry forward orthodontic activity (UOA)	0
Baseline contract value	£14,759.30

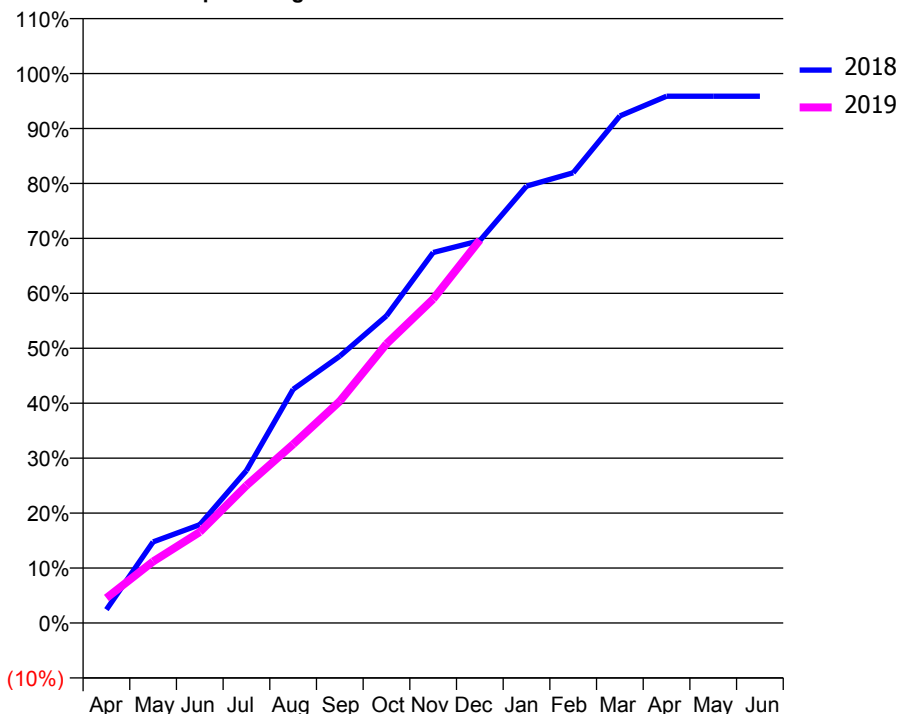
ACCESS*

Patients seen in 24 months	Total	Change since previous quarter
Quarter ending December 2017	312	
Quarter ending March 2018	313	→
Quarter ending June 2018	311	→
Quarter ending September 2018	313	→
Quarter ending December 2018	328	↑
Variance since December 2017	5.1%	↑



ACTIVITY

Cumulative percentage of contracted UDA delivered 2018 & 2019



Month	Adjusted Scheduled Activity (UDA)	
	2018	2019
April	15	28
May	91	69
June	110	102
July	171	154
August	262	200
September	299	249
October	344	313
November	415	363
December	429	429
January	490	
February	505	
March	568	
April	591	
May	591	
June	591	

QUALITY

	Quantity	Base Number	Contract	AT	Region	England
% of FP17s for the same patient ID Re-attending within 3 months - Children	14	234	6.0%	9.6%	11.3%	11.8%
% of FP17s for the same patient ID Re-attending within 3 months - Adults	6	85	7.1%	13.7%	15.3%	15.6%
% of FP17s for the same patient ID Re-attending between 3 & 9 months - Children	158	234	67.5%	61.8%	61.1%	58.8%
% of FP17s for the same patient ID Re-attending between 3 & 9 months - Adults	46	85	54.1%	53.1%	52.4%	51.0%
% of FP17s for Band 1 Urgent Courses	7	299	2.3%	8.6%	9.5%	9.0%
% of FP17s Relating to Free Repair or Replacements	0	299	0.0%	0.8%	0.7%	0.8%
% of FP17s Relating to Continuations	0	299	0.0%	1.0%	0.8%	0.9%
% of Patients satisfied with the dentistry they have received	0	0	N/A	92.0%	93.1%	93.2%
% of Patients satisfied with the time they had to wait for an appointment	0	0	N/A	90.4%	87.8%	88.3%

* This is based on patients treated on this contract for their most recent course of treatment. Figures in italics indicate the base number of FP17s or Patient Questionnaire responses are less than 100. N/A is shown where the base number of responses is less than 10 during the period. % is calculated as Quantity/Base number*100

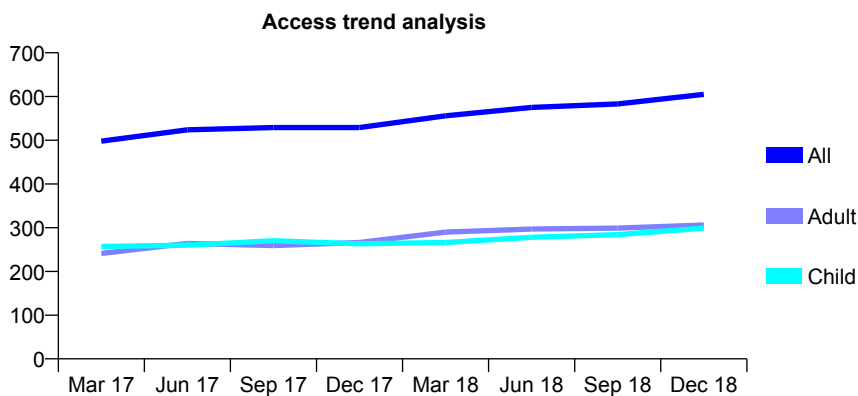
Q65 - Vital Signs At a Glance Contract Report for 158151/0001 - December 2018

Name or company name	The Dental Touch
Contract type name	GDS Contract
Purpose of contract	General
Contract start date	28/02/2011
Contract end date	

18/19 Contracted general activity (UDA)	1,156
Carry forward general activity (UDA)	-19
18/19 Contracted orthodontic activity (UOA)	0
Carry forward orthodontic activity (UOA)	0
Baseline contract value	£32,207.18

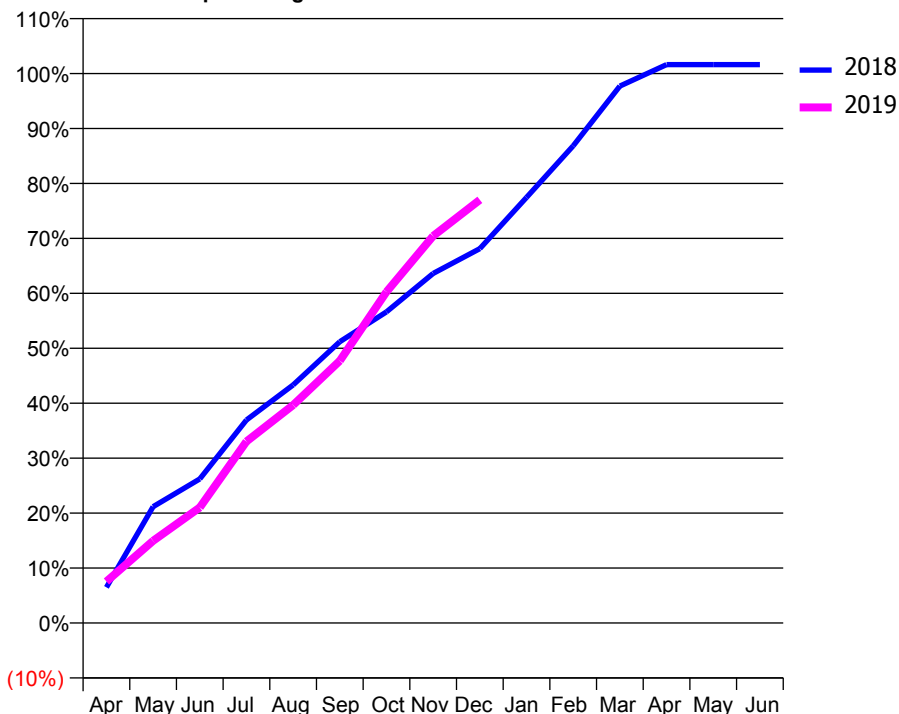
ACCESS*

Patients seen in 24 months	Total	Change since previous quarter
Quarter ending December 2017	529	
Quarter ending March 2018	556	↑
Quarter ending June 2018	575	↑
Quarter ending September 2018	583	→
Quarter ending December 2018	605	↑
Variance since December 2017	14.4%	↑



ACTIVITY

Cumulative percentage of contracted UDA delivered 2018 & 2019



Month	Adjusted Scheduled Activity (UDA)	
	2018	2019
April	75	87
May	245	173
June	303	243
July	427	382
August	501	459
September	592	552
October	655	697
November	735	814
December	788	890
January	895	
February	1,004	
March	1,129	
April	1,175	
May	1,175	
June	1,175	

QUALITY

	Quantity	Base Number	Contract	AT	Region	England
% of FP17s for the same patient ID Re-attending within 3 months - Children	19	312	6.1%	9.6%	11.3%	11.8%
% of FP17s for the same patient ID Re-attending within 3 months - Adults	9	167	5.4%	13.7%	15.3%	15.6%
% of FP17s for the same patient ID Re-attending between 3 & 9 months - Children	165	312	52.9%	61.8%	61.1%	58.8%
% of FP17s for the same patient ID Re-attending between 3 & 9 months - Adults	44	167	26.3%	53.1%	52.4%	51.0%
% of FP17s for Band 1 Urgent Courses	46	459	10.0%	8.6%	9.5%	9.0%
% of FP17s Relating to Free Repair or Replacements	0	459	0.0%	0.8%	0.7%	0.8%
% of FP17s Relating to Continuations	2	459	0.4%	1.0%	0.8%	0.9%
% of Patients satisfied with the dentistry they have received	0	0	N/A	92.0%	93.1%	93.2%
% of Patients satisfied with the time they had to wait for an appointment	0	0	N/A	90.4%	87.8%	88.3%

* This is based on patients treated on this contract for their most recent course of treatment. Figures in italics indicate the base number of FP17s or Patient Questionnaire responses are less than 100. N/A is shown where the base number of responses is less than 10 during the period. % is calculated as Quantity/Base number*100

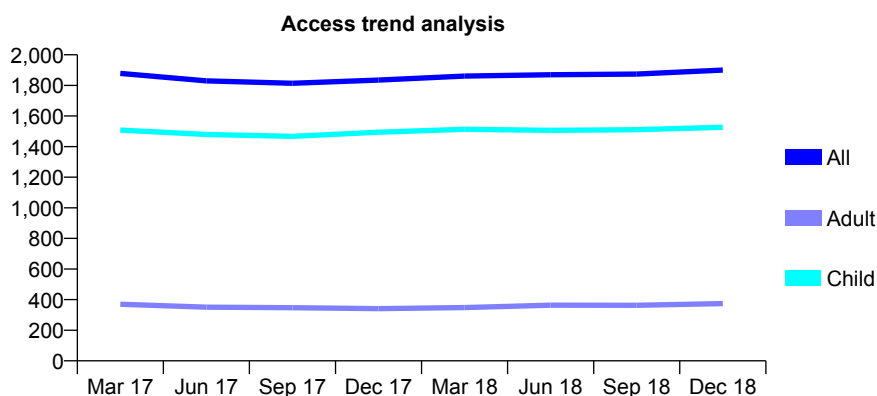
Q65 - Vital Signs At a Glance Contract Report for 159808/0001 - December 2018

Name or company name	Redland Dental Practice
Contract type name	GDS Contract
Purpose of contract	General
Contract start date	01/04/2006
Contract end date	

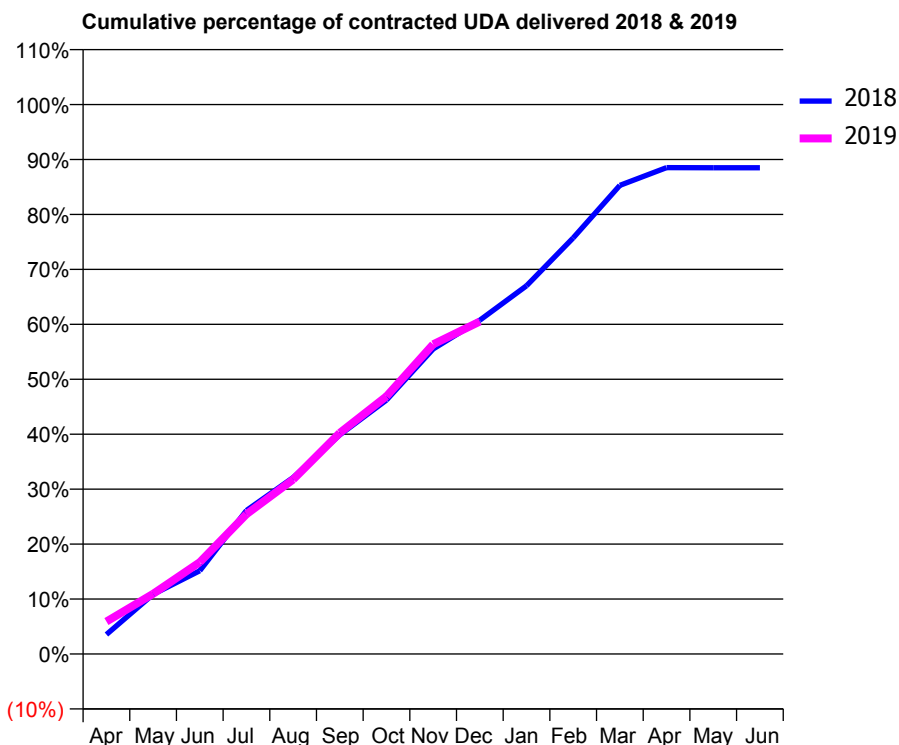
18/19 Contracted general activity (UDA)	5,000
Carry forward general activity (UDA)	0
18/19 Contracted orthodontic activity (UOA)	0
Carry forward orthodontic activity (UOA)	0
Baseline contract value	£126,909.15

ACCESS*

Patients seen in 24 months	Total	Change since previous quarter
Quarter ending December 2017	1,835	
Quarter ending March 2018	1,861	→
Quarter ending June 2018	1,870	→
Quarter ending September 2018	1,874	→
Quarter ending December 2018	1,900	→
Variance since December 2017	3.5%	↑



ACTIVITY



Month	Adjusted Scheduled Activity (UDA)	
	2018	2019
April	178	296
May	543	548
June	758	835
July	1,307	1,273
August	1,606	1,587
September	1,994	2,013
October	2,311	2,344
November	2,775	2,818
December	3,037	3,026
January	3,351	
February	3,787	
March	4,264	
April	4,426	
May	4,425	
June	4,425	

QUALITY

	Quantity	Base Number	Contract	AT	Region	England
% of FP17s for the same patient ID Re-attending within 3 months - Children	129	1,760	7.3%	9.6%	11.3%	11.8%
% of FP17s for the same patient ID Re-attending within 3 months - Adults	53	234	22.6%	13.7%	15.3%	15.6%
% of FP17s for the same patient ID Re-attending between 3 & 9 months - Children	1,046	1,760	59.4%	61.8%	61.1%	58.8%
% of FP17s for the same patient ID Re-attending between 3 & 9 months - Adults	122	234	52.1%	53.1%	52.4%	51.0%
% of FP17s for Band 1 Urgent Courses	113	1,903	5.9%	8.6%	9.5%	9.0%
% of FP17s Relating to Free Repair or Replacements	0	1,903	0.0%	0.8%	0.7%	0.8%
% of FP17s Relating to Continuations	10	1,903	0.5%	1.0%	0.8%	0.9%
% of Patients satisfied with the dentistry they have received	0	0	N/A	92.0%	93.1%	93.2%
% of Patients satisfied with the time they had to wait for an appointment	0	0	N/A	90.4%	87.8%	88.3%

* This is based on patients treated on this contract for their most recent course of treatment. Figures in italics indicate the base number of FP17s or Patient Questionnaire responses are less than 100. N/A is shown where the base number of responses is less than 10 during the period. % is calculated as Quantity/Base number*100

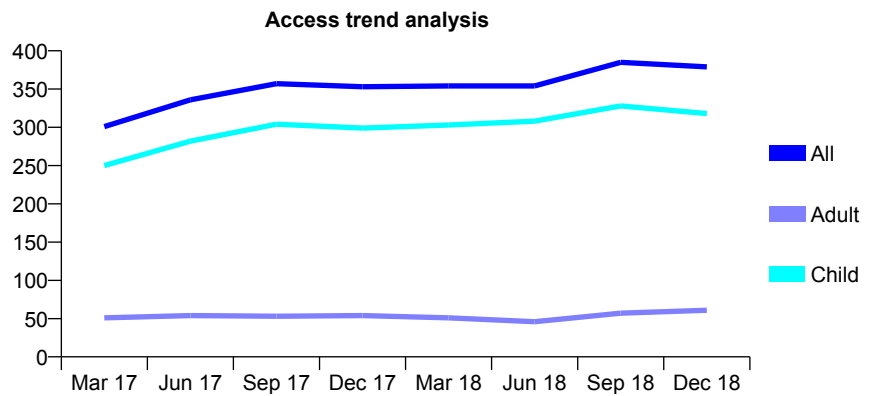
Q65 - Vital Signs At a Glance Contract Report for 161136/0001 - December 2018

Name or company name	Straight & Bright Dental LTD
Contract type name	PDS Contract
Purpose of contract	General and Orthodontic
Contract start date	01/04/2011
Contract end date	31/03/2021

18/19 Contracted general activity (UDA)	388
Carry forward general activity (UDA)	0
18/19 Contracted orthodontic activity (UOA)	6,957
Carry forward orthodontic activity (UOA)	0
Baseline contract value	£517,310.70

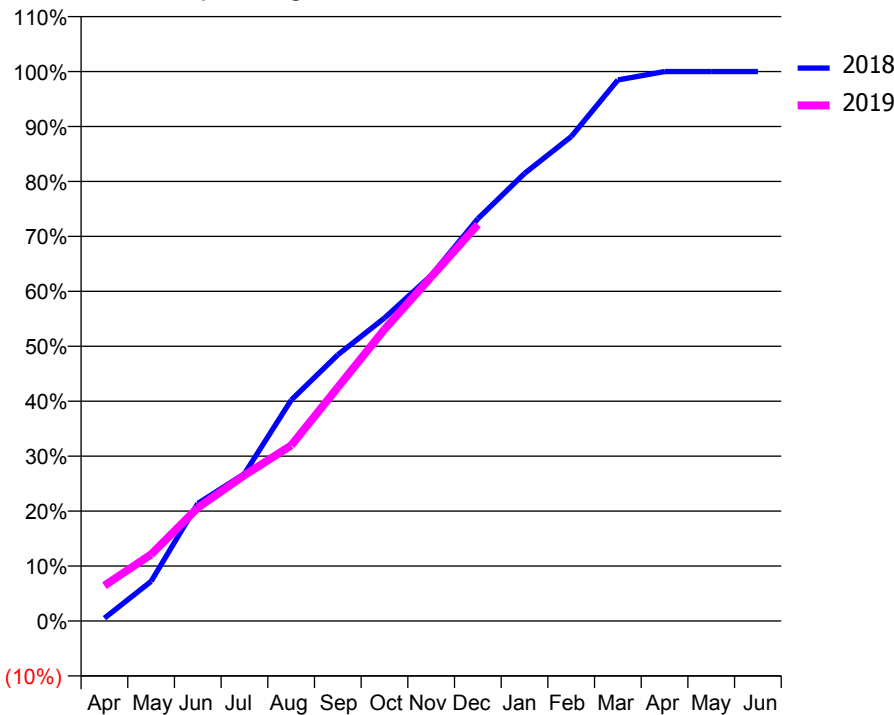
ACCESS*

Patients seen in 24 months	Total	Change since previous quarter
Quarter ending December 2017	353	
Quarter ending March 2018	354	→
Quarter ending June 2018	354	→
Quarter ending September 2018	385	↑
Quarter ending December 2018	379	↓
Variance since December 2017	7.4%	↑



ACTIVITY

Cumulative percentage of contracted UDA delivered 2018 & 2019



Month	Adjusted Scheduled Activity (UDA)	
	2018	2019
April	2	25
May	28	47
June	83	80
July	104	103
August	156	124
September	188	165
October	214	206
November	244	243
December	284	280
January	316	
February	342	
March	382	
April	388	
May	388	
June	388	

QUALITY

	Quantity	Base Number	Contract	AT	Region	England
% of FP17s for the same patient ID Re-attending within 3 months - Children	69	1,054	6.5%	9.6%	11.3%	11.8%
% of FP17s for the same patient ID Re-attending within 3 months - Adults	0	42	0.0%	13.7%	15.3%	15.6%
% of FP17s for the same patient ID Re-attending between 3 & 9 months - Children	72	1,054	6.8%	61.8%	61.1%	58.8%
% of FP17s for the same patient ID Re-attending between 3 & 9 months - Adults	3	42	7.1%	53.1%	52.4%	51.0%
% of FP17s for Band 1 Urgent Courses	0	154	0.0%	8.6%	9.5%	9.0%
% of FP17s Relating to Free Repair or Replacements	0	154	0.0%	0.8%	0.7%	0.8%
% of FP17s Relating to Continuations	0	154	0.0%	1.0%	0.8%	0.9%
% of Patients satisfied with the dentistry they have received	0	0	N/A	92.0%	93.1%	93.2%
% of Patients satisfied with the time they had to wait for an appointment	0	0	N/A	90.4%	87.8%	88.3%

* This is based on patients treated on this contract for their most recent course of treatment. Figures in italics indicate the base number of FP17s or Patient Questionnaire responses are less than 100. N/A is shown where the base number of responses is less than 10 during the period. % is calculated as Quantity/Base number*100

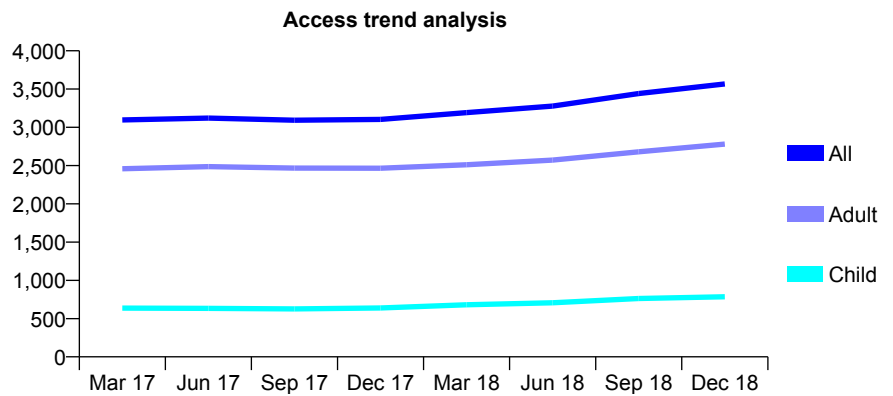
Q65 - Vital Signs At a Glance Contract Report for 162493/0001 - December 2018

Name or company name	Honeycomb Dental Clinic
Contract type name	GDS Contract
Purpose of contract	General
Contract start date	01/03/2015
Contract end date	

18/19 Contracted general activity (UDA)	8,978
Carry forward general activity (UDA)	1,526
18/19 Contracted orthodontic activity (UOA)	0
Carry forward orthodontic activity (UOA)	0
Baseline contract value	£196,257.44

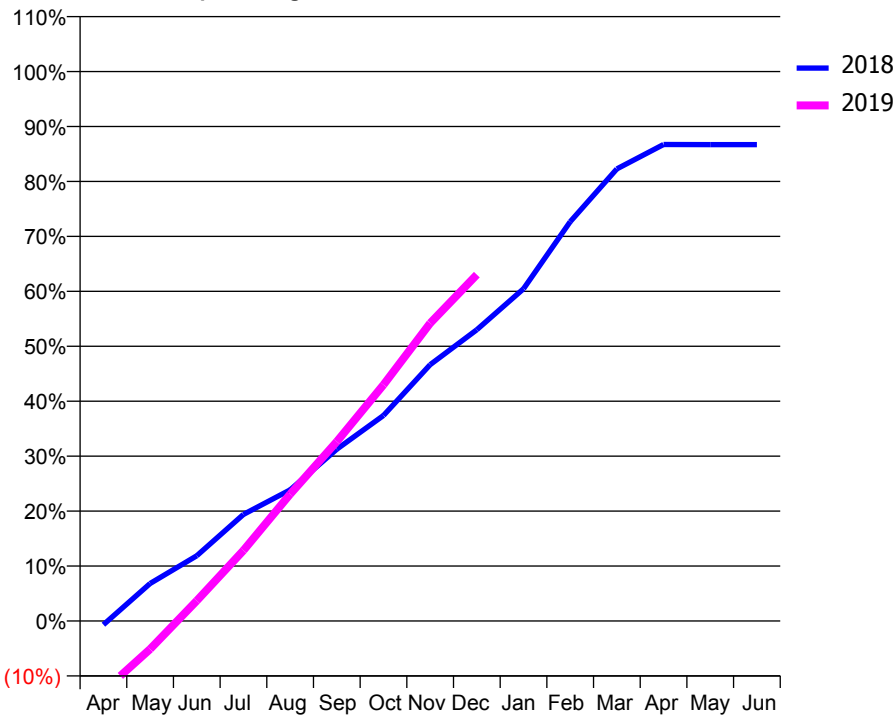
ACCESS*

Patients seen in 24 months	Total	Change since previous quarter
Quarter ending December 2017	3,104	
Quarter ending March 2018	3,192	↑
Quarter ending June 2018	3,277	↑
Quarter ending September 2018	3,442	↑
Quarter ending December 2018	3,567	↑
Variance since December 2017	14.9%	↑



ACTIVITY

Cumulative percentage of contracted UDA delivered 2018 & 2019



Month	Adjusted Scheduled Activity (UDA)	
	2018	2019
April	-81	-1,150
May	784	-461
June	1,363	333
July	2,228	1,154
August	2,741	2,074
September	3,588	2,932
October	4,295	3,859
November	5,354	4,866
December	6,084	5,660
January	6,940	
February	8,342	
March	9,443	
April	9,954	
May	9,952	
June	9,952	

QUALITY

	Quantity	Base Number	Contract	AT	Region	England
% of FP17s for the same patient ID Re-attending within 3 months - Children	64	960	6.7%	9.6%	11.3%	11.8%
% of FP17s for the same patient ID Re-attending within 3 months - Adults	381	3,067	12.4%	13.7%	15.3%	15.6%
% of FP17s for the same patient ID Re-attending between 3 & 9 months - Children	573	960	59.7%	61.8%	61.1%	58.8%
% of FP17s for the same patient ID Re-attending between 3 & 9 months - Adults	1,813	3,067	59.1%	53.1%	52.4%	51.0%
% of FP17s for Band 1 Urgent Courses	232	3,797	6.1%	8.6%	9.5%	9.0%
% of FP17s Relating to Free Repair or Replacements	58	3,797	1.5%	0.8%	0.7%	0.8%
% of FP17s Relating to Continuations	8	3,797	0.2%	1.0%	0.8%	0.9%
% of Patients satisfied with the dentistry they have received	2	2	N/A	92.0%	93.1%	93.2%
% of Patients satisfied with the time they had to wait for an appointment	1	2	N/A	90.4%	87.8%	88.3%

* This is based on patients treated on this contract for their most recent course of treatment. Figures in italics indicate the base number of FP17s or Patient Questionnaire responses are less than 100. N/A is shown where the base number of responses is less than 10 during the period. % is calculated as Quantity/Base number*100

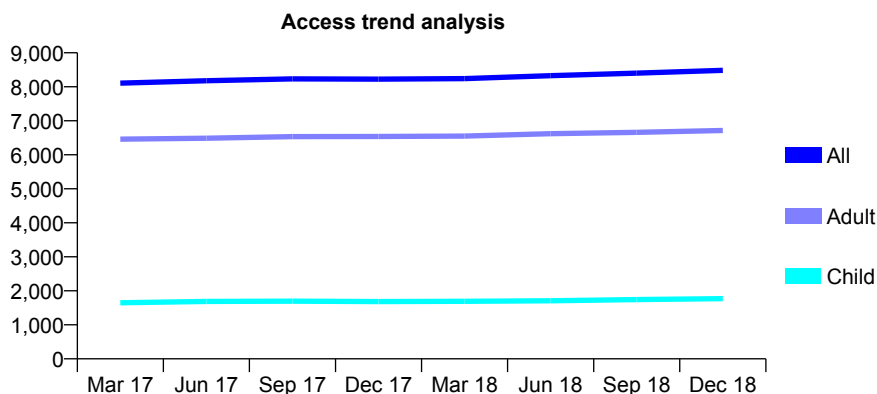
Q65 - Vital Signs At a Glance Contract Report for 163341/0001 - December 2018

Name or company name	The Ile Dental Centre Ltd
Contract type name	GDS Contract
Purpose of contract	General
Contract start date	01/05/2012
Contract end date	

18/19 Contracted general activity (UDA)	23,500
Carry forward general activity (UDA)	0
18/19 Contracted orthodontic activity (UOA)	0
Carry forward orthodontic activity (UOA)	0
Baseline contract value	£538,676.81

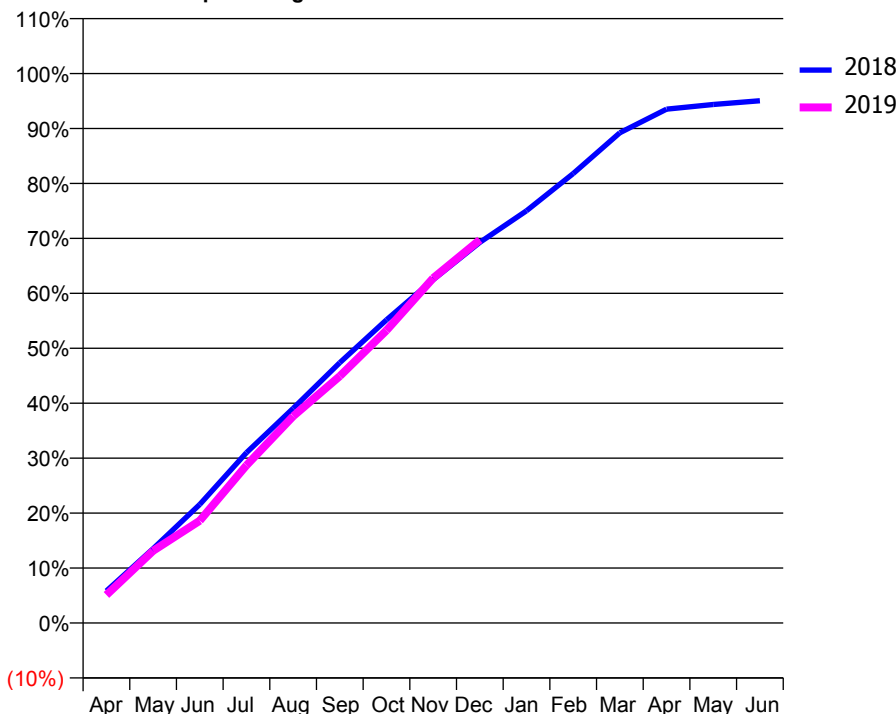
ACCESS*

Patients seen in 24 months	Total	Change since previous quarter
Quarter ending December 2017	8,225	
Quarter ending March 2018	8,243	→
Quarter ending June 2018	8,327	→
Quarter ending September 2018	8,403	→
Quarter ending December 2018	8,484	→
Variance since December 2017	3.1%	↑



ACTIVITY

Cumulative percentage of contracted UDA delivered 2018 & 2019



Month	Adjusted Scheduled Activity (UDA)	
	2018	2019
April	1,370	1,200
May	3,180	3,087
June	5,073	4,376
July	7,287	6,742
August	9,179	8,843
September	11,134	10,557
October	12,966	12,517
November	14,680	14,752
December	16,278	16,387
January	17,631	
February	19,219	
March	20,968	
April	21,977	
May	22,175	
June	22,336	

QUALITY

	Quantity	Base Number	Contract	AT	Region	England
% of FP17s for the same patient ID Re-attending within 3 months - Children	175	2,200	8.0%	9.6%	11.3%	11.8%
% of FP17s for the same patient ID Re-attending within 3 months - Adults	1,237	7,838	15.8%	13.7%	15.3%	15.6%
% of FP17s for the same patient ID Re-attending between 3 & 9 months - Children	1,531	2,200	69.6%	61.8%	61.1%	58.8%
% of FP17s for the same patient ID Re-attending between 3 & 9 months - Adults	4,215	7,838	53.8%	53.1%	52.4%	51.0%
% of FP17s for Band 1 Urgent Courses	820	9,200	8.9%	8.6%	9.5%	9.0%
% of FP17s Relating to Free Repair or Replacements	96	9,200	1.0%	0.8%	0.7%	0.8%
% of FP17s Relating to Continuations	142	9,200	1.5%	1.0%	0.8%	0.9%
% of Patients satisfied with the dentistry they have received	10	10	100.0%	92.0%	93.1%	93.2%
% of Patients satisfied with the time they had to wait for an appointment	9	10	90.0%	90.4%	87.8%	88.3%

* This is based on patients treated on this contract for their most recent course of treatment. Figures in italics indicate the base number of FP17s or Patient Questionnaire responses are less than 100. N/A is shown where the base number of responses is less than 10 during the period. % is calculated as Quantity/Base number*100

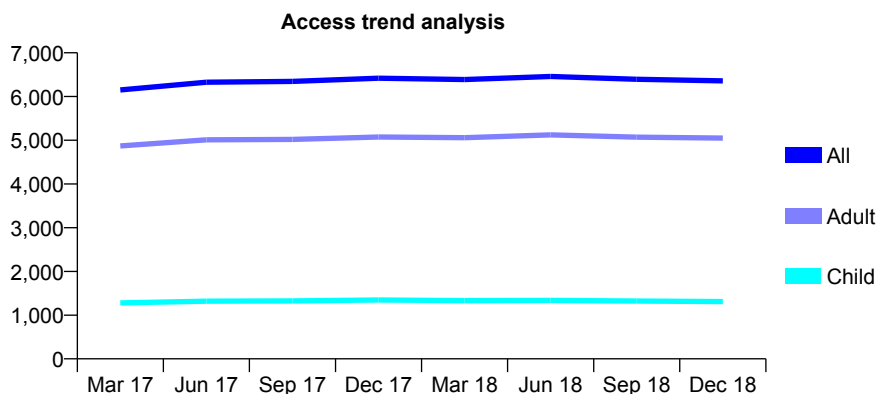
Q65 - Vital Signs At a Glance Contract Report for 163341/0002 - December 2018

Name or company name	The Ile Dental Centre Ltd
Contract type name	GDS Contract
Purpose of contract	General
Contract start date	01/05/2012
Contract end date	

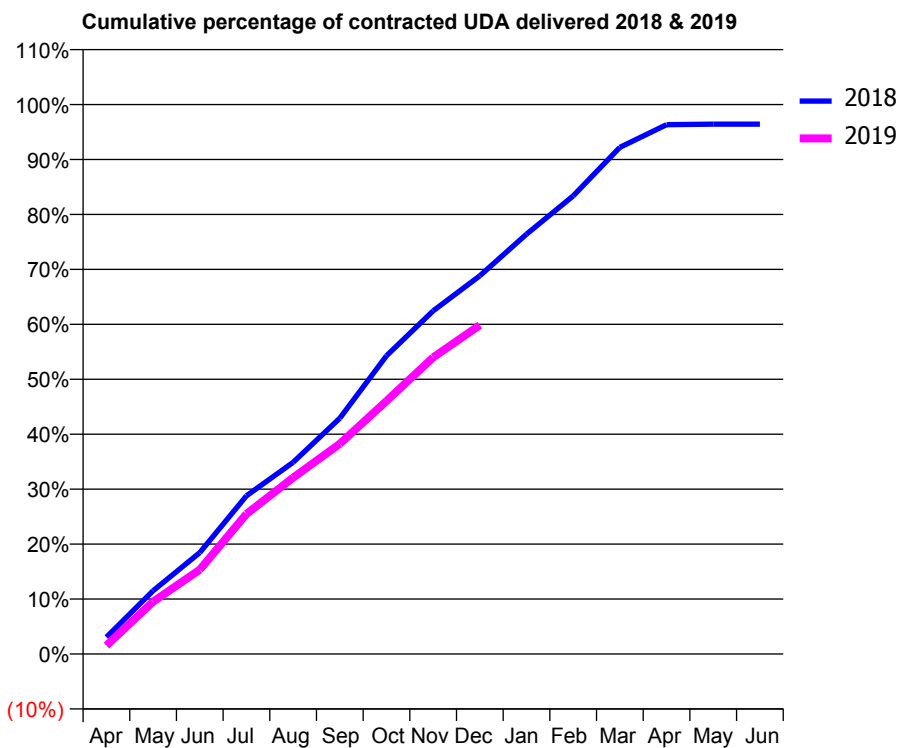
18/19 Contracted general activity (UDA)	18,675
Carry forward general activity (UDA)	607
18/19 Contracted orthodontic activity (UOA)	0
Carry forward orthodontic activity (UOA)	0
Baseline contract value	£484,897.44

ACCESS*

Patients seen in 24 months	Total	Change since previous quarter
Quarter ending December 2017	6,420	
Quarter ending March 2018	6,389	→
Quarter ending June 2018	6,460	→
Quarter ending September 2018	6,394	↓
Quarter ending December 2018	6,359	→
Variance since December 2017	(1.0%)	→



ACTIVITY



Month	Adjusted Scheduled Activity (UDA)	
	2018	2019
April	523	288
May	1,958	1,779
June	3,136	2,867
July	4,896	4,759
August	5,929	5,992
September	7,294	7,145
October	9,228	8,600
November	10,617	10,080
December	11,701	11,178
January	12,990	
February	14,172	
March	15,673	
April	16,378	
May	16,393	
June	16,393	

QUALITY

	Quantity	Base Number	Contract	AT	Region	England
% of FP17s for the same patient ID Re-attending within 3 months - Children	93	1,539	6.0%	9.6%	11.3%	11.8%
% of FP17s for the same patient ID Re-attending within 3 months - Adults	896	6,139	14.6%	13.7%	15.3%	15.6%
% of FP17s for the same patient ID Re-attending between 3 & 9 months - Children	1,055	1,539	68.6%	61.8%	61.1%	58.8%
% of FP17s for the same patient ID Re-attending between 3 & 9 months - Adults	3,732	6,139	60.8%	53.1%	52.4%	51.0%
% of FP17s for Band 1 Urgent Courses	768	7,152	10.7%	8.6%	9.5%	9.0%
% of FP17s Relating to Free Repair or Replacements	59	7,152	0.8%	0.8%	0.7%	0.8%
% of FP17s Relating to Continuations	18	7,152	0.3%	1.0%	0.8%	0.9%
% of Patients satisfied with the dentistry they have received	3	4	N/A	92.0%	93.1%	93.2%
% of Patients satisfied with the time they had to wait for an appointment	3	4	N/A	90.4%	87.8%	88.3%

* This is based on patients treated on this contract for their most recent course of treatment. Figures in italics indicate the base number of FP17s or Patient Questionnaire responses are less than 100. N/A is shown where the base number of responses is less than 10 during the period. % is calculated as Quantity/Base number*100

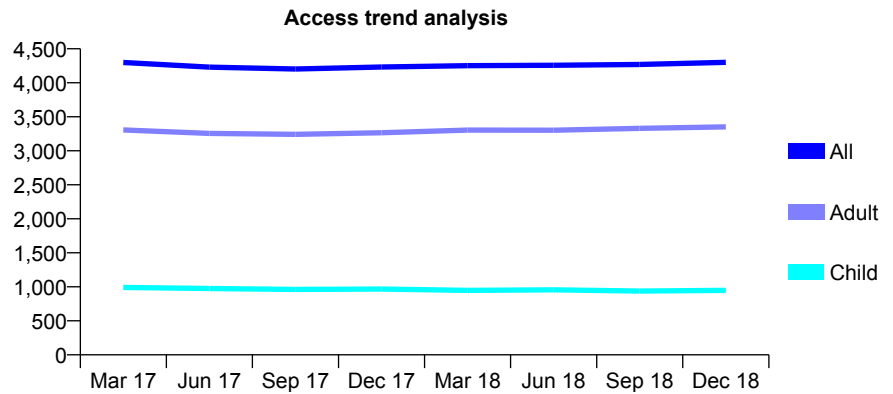
Q65 - Vital Signs At a Glance Contract Report for 163341/0003 - December 2018

Name or company name	The Ile Dental Centre Ltd
Contract type name	GDS Contract
Purpose of contract	General
Contract start date	01/05/2012
Contract end date	

18/19 Contracted general activity (UDA)	14,000
Carry forward general activity (UDA)	0
18/19 Contracted orthodontic activity (UOA)	0
Carry forward orthodontic activity (UOA)	0
Baseline contract value	£363,639.32

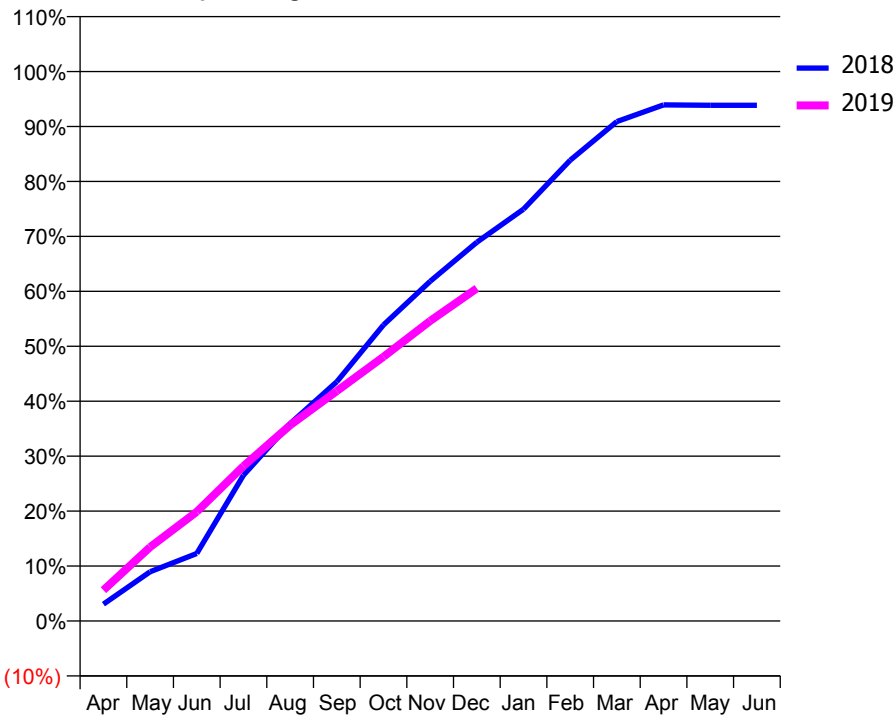
ACCESS*

Patients seen in 24 months	Total	Change since previous quarter
Quarter ending December 2017	4,233	
Quarter ending March 2018	4,252	→
Quarter ending June 2018	4,257	→
Quarter ending September 2018	4,270	→
Quarter ending December 2018	4,301	→
Variance since December 2017	1.6%	→



ACTIVITY

Cumulative percentage of contracted UDA delivered 2018 & 2019



Month	Adjusted Scheduled Activity (UDA)	
	2018	2019
April	407	786
May	1,184	1,884
June	1,622	2,786
July	3,501	3,945
August	4,744	4,990
September	5,748	5,857
October	7,113	6,733
November	8,161	7,647
December	9,099	8,475
January	9,893	
February	11,068	
March	11,997	
April	12,399	
May	12,388	
June	12,388	

QUALITY

	Quantity	Base Number	Contract	AT	Region	England
% of FP17s for the same patient ID Re-attending within 3 months - Children	69	968	7.1%	9.6%	11.3%	11.8%
% of FP17s for the same patient ID Re-attending within 3 months - Adults	632	3,706	17.1%	13.7%	15.3%	15.6%
% of FP17s for the same patient ID Re-attending between 3 & 9 months - Children	562	968	58.1%	61.8%	61.1%	58.8%
% of FP17s for the same patient ID Re-attending between 3 & 9 months - Adults	2,208	3,706	59.6%	53.1%	52.4%	51.0%
% of FP17s for Band 1 Urgent Courses	363	4,467	8.1%	8.6%	9.5%	9.0%
% of FP17s Relating to Free Repair or Replacements	28	4,467	0.6%	0.8%	0.7%	0.8%
% of FP17s Relating to Continuations	35	4,467	0.8%	1.0%	0.8%	0.9%
% of Patients satisfied with the dentistry they have received	5	5	N/A	92.0%	93.1%	93.2%
% of Patients satisfied with the time they had to wait for an appointment	5	5	N/A	90.4%	87.8%	88.3%

* This is based on patients treated on this contract for their most recent course of treatment. Figures in italics indicate the base number of FP17s or Patient Questionnaire responses are less than 100. N/A is shown where the base number of responses is less than 10 during the period. % is calculated as Quantity/Base number*100

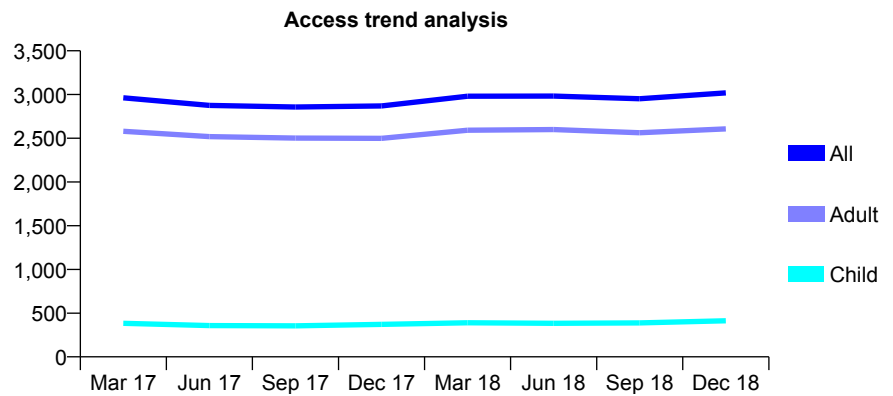
Q65 - Vital Signs At a Glance Contract Report for 165573/0001 - December 2018

Name or company name	Dentaz Limited
Contract type name	GDS Contract
Purpose of contract	General
Contract start date	01/04/2015
Contract end date	

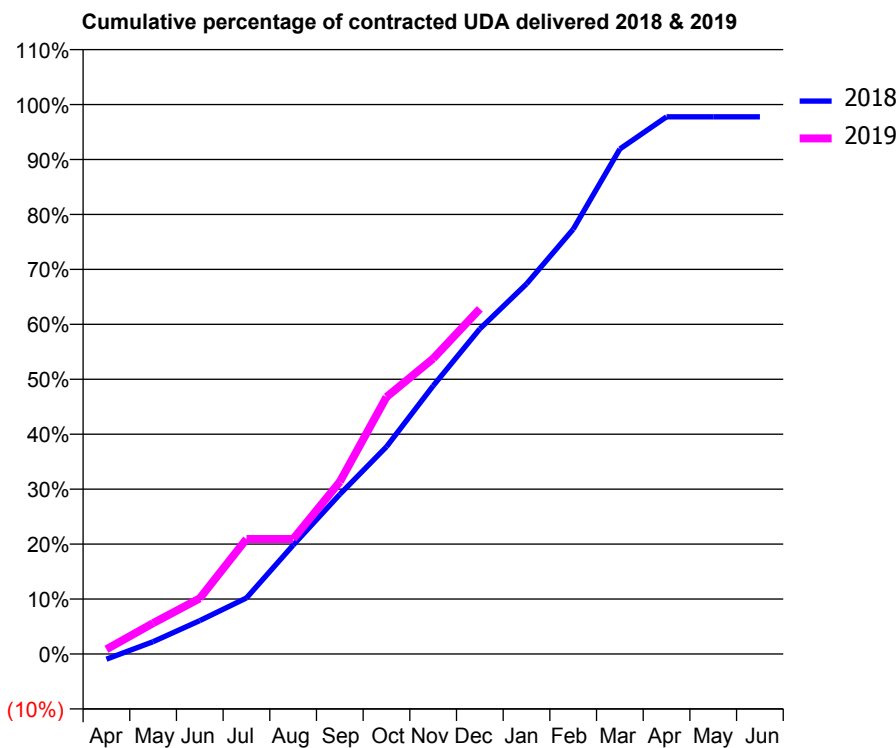
18/19 Contracted general activity (UDA)	9,500
Carry forward general activity (UDA)	214
18/19 Contracted orthodontic activity (UOA)	0
Carry forward orthodontic activity (UOA)	0
Baseline contract value	£241,314.49

ACCESS*

Patients seen in 24 months	Total	Change since previous quarter
Quarter ending December 2017	2,870	
Quarter ending March 2018	2,981	↑
Quarter ending June 2018	2,982	→
Quarter ending September 2018	2,951	↓
Quarter ending December 2018	3,019	↑
Variance since December 2017	5.2%	↑



ACTIVITY



Month	Adjusted Scheduled Activity (UDA)	
	2018	2019
April	-92	82
May	213	535
June	578	962
July	969	1,988
August	1,881	1,988
September	2,761	2,978
October	3,584	4,444
November	4,638	5,108
December	5,621	5,968
January	6,398	
February	7,343	
March	8,730	
April	9,286	
May	9,286	
June	9,286	

QUALITY

	Quantity	Base Number	Contract	AT	Region	England
% of FP17s for the same patient ID Re-attending within 3 months - Children	16	460	3.5%	9.6%	11.3%	11.8%
% of FP17s for the same patient ID Re-attending within 3 months - Adults	237	2,653	8.9%	13.7%	15.3%	15.6%
% of FP17s for the same patient ID Re-attending between 3 & 9 months - Children	296	460	64.3%	61.8%	61.1%	58.8%
% of FP17s for the same patient ID Re-attending between 3 & 9 months - Adults	1,445	2,653	54.5%	53.1%	52.4%	51.0%
% of FP17s for Band 1 Urgent Courses	133	2,885	4.6%	8.6%	9.5%	9.0%
% of FP17s Relating to Free Repair or Replacements	27	2,885	0.9%	0.8%	0.7%	0.8%
% of FP17s Relating to Continuations	25	2,885	0.9%	1.0%	0.8%	0.9%
% of Patients satisfied with the dentistry they have received	9	11	81.8%	92.0%	93.1%	93.2%
% of Patients satisfied with the time they had to wait for an appointment	9	11	81.8%	90.4%	87.8%	88.3%

* This is based on patients treated on this contract for their most recent course of treatment. Figures in italics indicate the base number of FP17s or Patient Questionnaire responses are less than 100. N/A is shown where the base number of responses is less than 10 during the period. % is calculated as Quantity/Base number*100

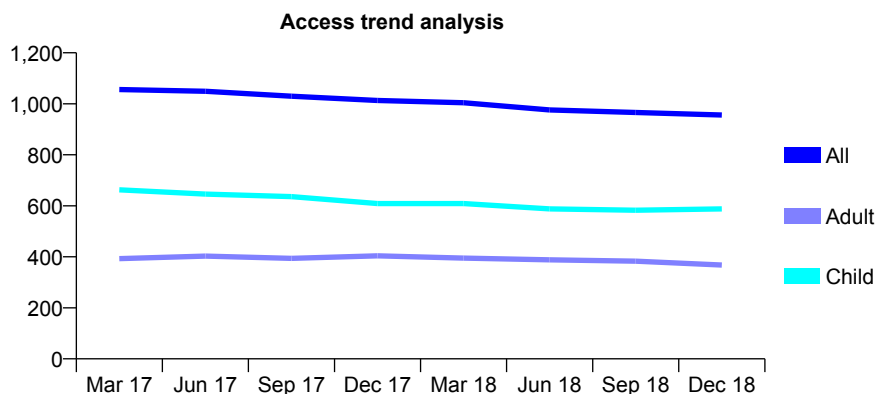
Q65 - Vital Signs At a Glance Contract Report for 167991/0001 - December 2018

Name or company name	Bridge Street Dental Centre
Contract type name	GDS Contract
Purpose of contract	General
Contract start date	01/04/2009
Contract end date	

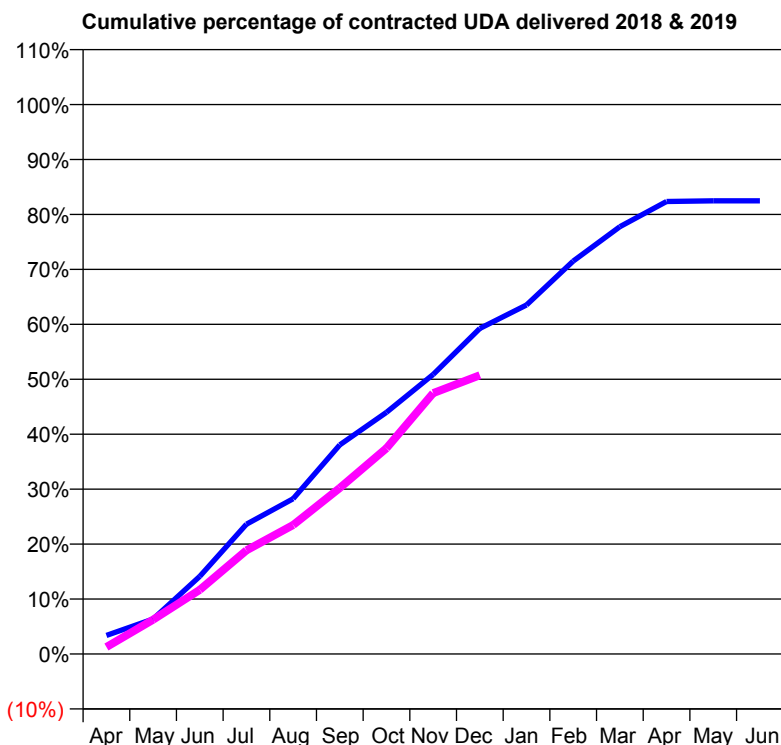
18/19 Contracted general activity (UDA)	2,675
Carry forward general activity (UDA)	0
18/19 Contracted orthodontic activity (UOA)	0
Carry forward orthodontic activity (UOA)	0
Baseline contract value	£59,012.60

ACCESS*

Patients seen in 24 months	Total	Change since previous quarter
Quarter ending December 2017	1,013	
Quarter ending March 2018	1,004	→
Quarter ending June 2018	976	↓
Quarter ending September 2018	966	↓
Quarter ending December 2018	956	↓
Variance since December 2017	(5.6%)	↓



ACTIVITY



Adjusted Scheduled Activity (UDA)		
Month	2018	2019
April	90	34
May	171	167
June	378	312
July	632	505
August	756	628
September	1,018	809
October	1,177	1,002
November	1,361	1,270
December	1,585	1,357
January	1,699	
February	1,913	
March	2,080	
April	2,203	
May	2,206	
June	2,206	

QUALITY

	Quantity	Base Number	Contract	AT	Region	England
% of FP17s for the same patient ID Re-attending within 3 months - Children	54	642	8.4%	9.6%	11.3%	11.8%
% of FP17s for the same patient ID Re-attending within 3 months - Adults	51	344	14.8%	13.7%	15.3%	15.6%
% of FP17s for the same patient ID Re-attending between 3 & 9 months - Children	382	642	59.5%	61.8%	61.1%	58.8%
% of FP17s for the same patient ID Re-attending between 3 & 9 months - Adults	204	344	59.3%	53.1%	52.4%	51.0%
% of FP17s for Band 1 Urgent Courses	16	913	1.8%	8.6%	9.5%	9.0%
% of FP17s Relating to Free Repair or Replacements	0	913	0.0%	0.8%	0.7%	0.8%
% of FP17s Relating to Continuations	0	913	0.0%	1.0%	0.8%	0.9%
% of Patients satisfied with the dentistry they have received	2	2	N/A	92.0%	93.1%	93.2%
% of Patients satisfied with the time they had to wait for an appointment	2	2	N/A	90.4%	87.8%	88.3%

* This is based on patients treated on this contract for their most recent course of treatment. Figures in italics indicate the base number of FP17s or Patient Questionnaire responses are less than 100. N/A is shown where the base number of responses is less than 10 during the period. % is calculated as Quantity/Base number*100

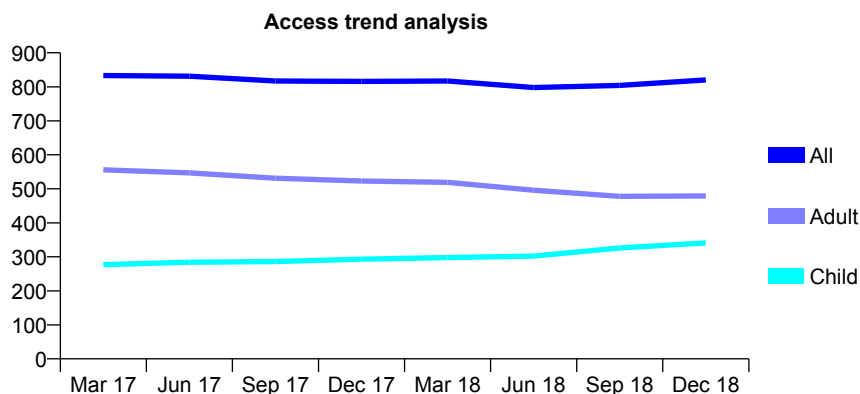
Q65 - Vital Signs At a Glance Contract Report for 170089/0001 - December 2018

Name or company name	Your Dentist Limited
Contract type name	GDS Contract
Purpose of contract	General
Contract start date	01/04/2011
Contract end date	

18/19 Contracted general activity (UDA)	2,527
Carry forward general activity (UDA)	-9
18/19 Contracted orthodontic activity (UOA)	0
Carry forward orthodontic activity (UOA)	0
Baseline contract value	£74,572.19

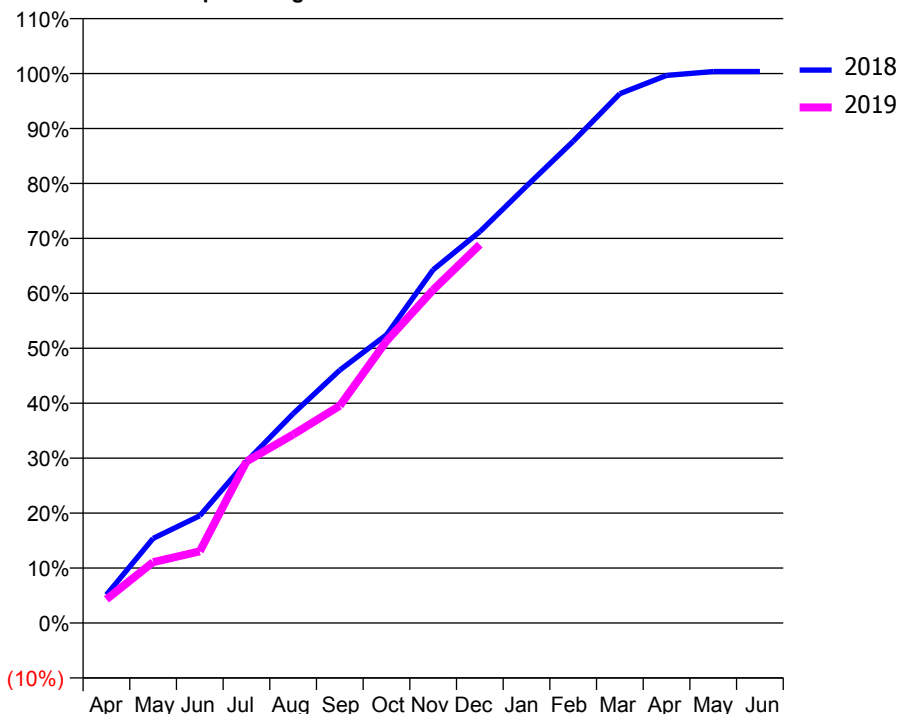
ACCESS*

Patients seen in 24 months	Total	Change since previous quarter
Quarter ending December 2017	816	
Quarter ending March 2018	817	→
Quarter ending June 2018	798	↓
Quarter ending September 2018	804	→
Quarter ending December 2018	820	→
Variance since December 2017	0.5%	→



ACTIVITY

Cumulative percentage of contracted UDA delivered 2018 & 2019



Adjusted Scheduled Activity (UDA)		
Month	2018	2019
April	129	109
May	389	280
June	493	329
July	743	743
August	963	867
September	1,163	999
October	1,325	1,297
November	1,625	1,532
December	1,800	1,740
January	2,009	
February	2,215	
March	2,434	
April	2,518	
May	2,536	
June	2,536	

QUALITY

	Quantity	Base Number	Contract	AT	Region	England
% of FP17s for the same patient ID Re-attending within 3 months - Children	12	345	3.5%	9.6%	11.3%	11.8%
% of FP17s for the same patient ID Re-attending within 3 months - Adults	46	392	11.7%	13.7%	15.3%	15.6%
% of FP17s for the same patient ID Re-attending between 3 & 9 months - Children	190	345	55.1%	61.8%	61.1%	58.8%
% of FP17s for the same patient ID Re-attending between 3 & 9 months - Adults	188	392	48.0%	53.1%	52.4%	51.0%
% of FP17s for Band 1 Urgent Courses	30	692	4.3%	8.6%	9.5%	9.0%
% of FP17s Relating to Free Repair or Replacements	1	692	0.1%	0.8%	0.7%	0.8%
% of FP17s Relating to Continuations	0	692	0.0%	1.0%	0.8%	0.9%
% of Patients satisfied with the dentistry they have received	1	1	N/A	92.0%	93.1%	93.2%
% of Patients satisfied with the time they had to wait for an appointment	1	1	N/A	90.4%	87.8%	88.3%

* This is based on patients treated on this contract for their most recent course of treatment. Figures in italics indicate the base number of FP17s or Patient Questionnaire responses are less than 100. N/A is shown where the base number of responses is less than 10 during the period. % is calculated as Quantity/Base number*100

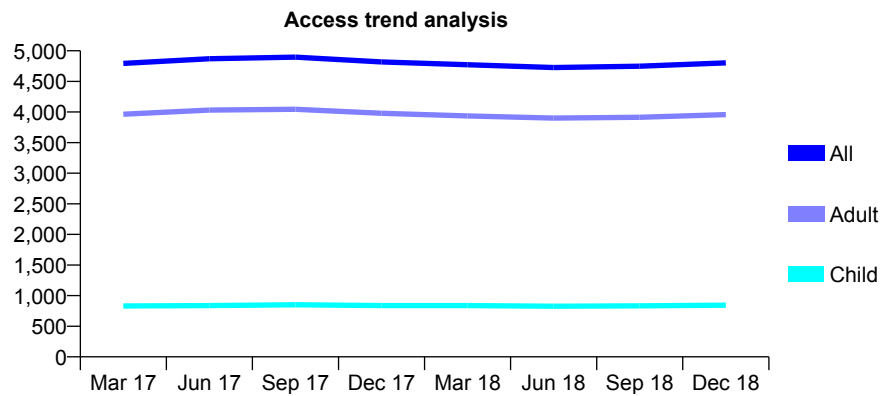
Q65 - Vital Signs At a Glance Contract Report for 172081/0001 - December 2018

Name or company name	Hounds Road Dental Practice Partnership
Contract type name	GDS Contract
Purpose of contract	General
Contract start date	01/06/2015
Contract end date	

18/19 Contracted general activity (UDA)	12,406
Carry forward general activity (UDA)	58
18/19 Contracted orthodontic activity (UOA)	0
Carry forward orthodontic activity (UOA)	0
Baseline contract value	£287,358.12

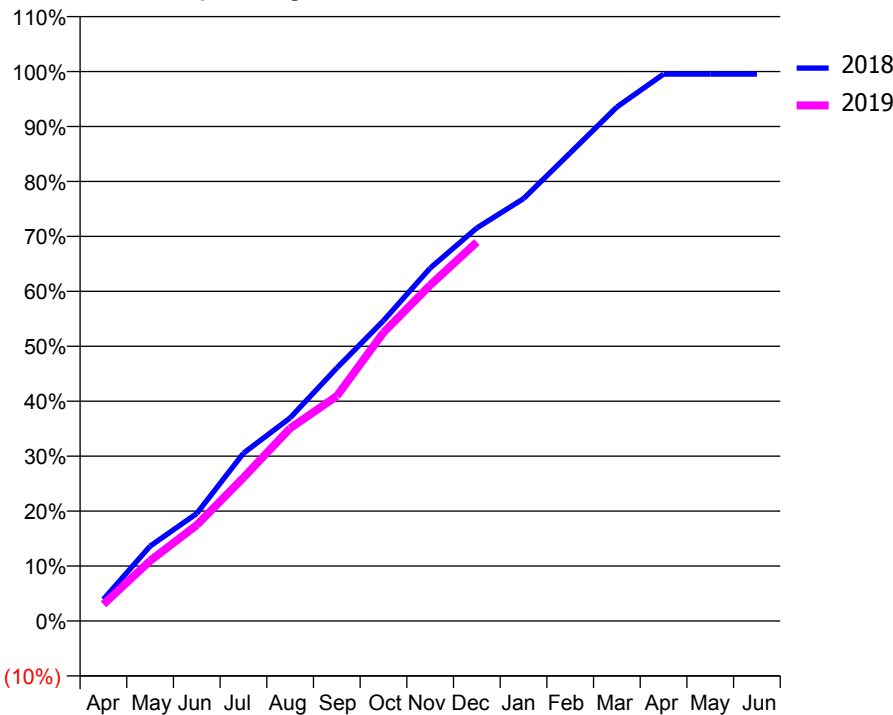
ACCESS*

Patients seen in 24 months	Total	Change since previous quarter
Quarter ending December 2017	4,817	
Quarter ending March 2018	4,773	→
Quarter ending June 2018	4,726	→
Quarter ending September 2018	4,749	→
Quarter ending December 2018	4,802	→
Variance since December 2017	(0.3%)	→



ACTIVITY

Cumulative percentage of contracted UDA delivered 2018 & 2019



Month	Adjusted Scheduled Activity (UDA)	
	2018	2019
April	489	377
May	1,692	1,358
June	2,427	2,166
July	3,788	3,237
August	4,588	4,352
September	5,712	5,076
October	6,781	6,513
November	7,966	7,582
December	8,874	8,554
January	9,535	
February	10,570	
March	11,604	
April	12,347	
May	12,348	
June	12,348	

QUALITY

	Quantity	Base Number	Contract	AT	Region	England
% of FP17s for the same patient ID Re-attending within 3 months - Children	45	995	4.5%	9.6%	11.3%	11.8%
% of FP17s for the same patient ID Re-attending within 3 months - Adults	506	4,358	11.6%	13.7%	15.3%	15.6%
% of FP17s for the same patient ID Re-attending between 3 & 9 months - Children	676	995	67.9%	61.8%	61.1%	58.8%
% of FP17s for the same patient ID Re-attending between 3 & 9 months - Adults	2,288	4,358	52.5%	53.1%	52.4%	51.0%
% of FP17s for Band 1 Urgent Courses	460	5,015	9.2%	8.6%	9.5%	9.0%
% of FP17s Relating to Free Repair or Replacements	17	5,015	0.3%	0.8%	0.7%	0.8%
% of FP17s Relating to Continuations	41	5,015	0.8%	1.0%	0.8%	0.9%
% of Patients satisfied with the dentistry they have received	2	2	N/A	92.0%	93.1%	93.2%
% of Patients satisfied with the time they had to wait for an appointment	1	2	N/A	90.4%	87.8%	88.3%

* This is based on patients treated on this contract for their most recent course of treatment. Figures in italics indicate the base number of FP17s or Patient Questionnaire responses are less than 100. N/A is shown where the base number of responses is less than 10 during the period. % is calculated as Quantity/Base number*100

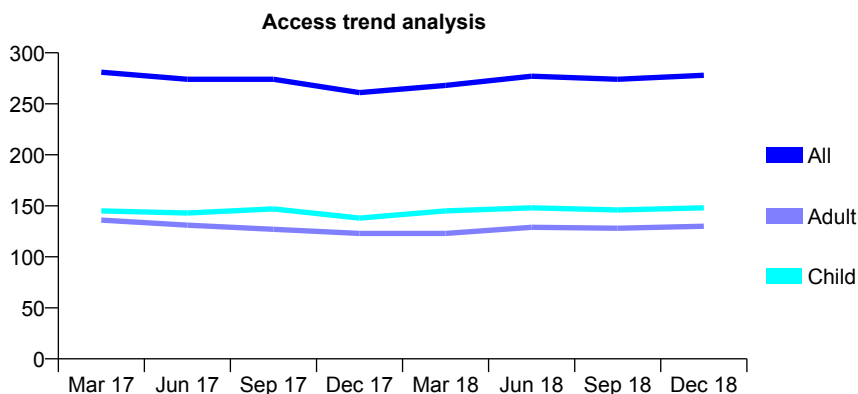
Q65 - Vital Signs At a Glance Contract Report for 172863/0001 - December 2018

Name or company name	Southwoods Dental Practice Ltd
Contract type name	GDS Contract
Purpose of contract	General
Contract start date	01/04/2010
Contract end date	

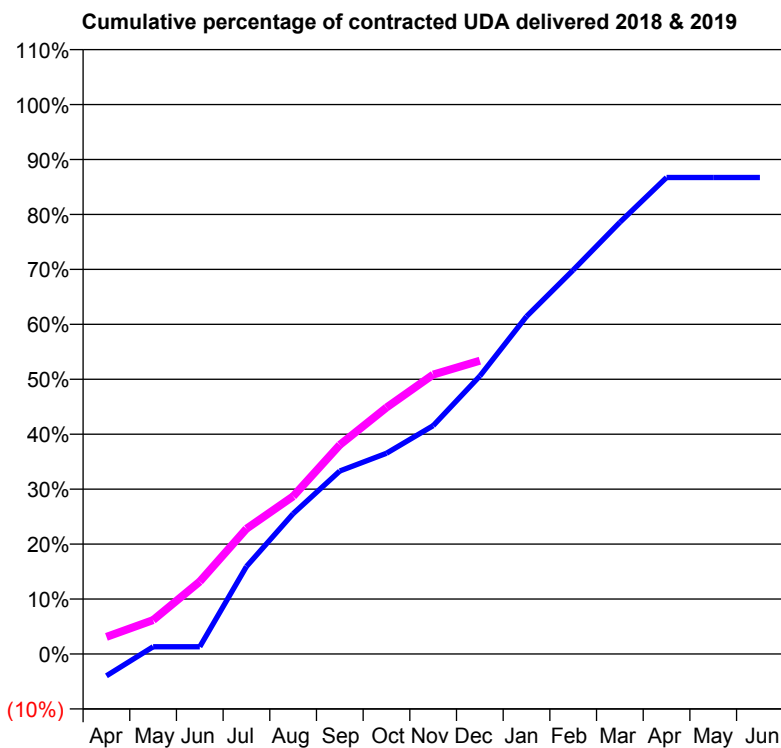
18/19 Contracted general activity (UDA)	750
Carry forward general activity (UDA)	0
18/19 Contracted orthodontic activity (UOA)	0
Carry forward orthodontic activity (UOA)	0
Baseline contract value	£19,616.44

ACCESS*

Patients seen in 24 months	Total	Change since previous quarter
Quarter ending December 2017	261	
Quarter ending March 2018	268	↑
Quarter ending June 2018	277	↑
Quarter ending September 2018	274	↓
Quarter ending December 2018	278	→
Variance since December 2017	6.5%	↑



ACTIVITY



Month	Adjusted Scheduled Activity (UDA)	
	2018	2019
April	-30	23
May	10	46
June	10	99
July	119	171
August	192	215
September	250	285
October	274	336
November	312	381
December	379	400
January	461	
February	524	
March	589	
April	650	
May	650	
June	650	

QUALITY

	Quantity	Base Number	Contract	AT	Region	England
% of FP17s for the same patient ID Re-attending within 3 months - Children	5	159	3.1%	9.6%	11.3%	11.8%
% of FP17s for the same patient ID Re-attending within 3 months - Adults	9	141	6.4%	13.7%	15.3%	15.6%
% of FP17s for the same patient ID Re-attending between 3 & 9 months - Children	93	159	58.5%	61.8%	61.1%	58.8%
% of FP17s for the same patient ID Re-attending between 3 & 9 months - Adults	94	141	66.7%	53.1%	52.4%	51.0%
% of FP17s for Band 1 Urgent Courses	7	268	2.6%	8.6%	9.5%	9.0%
% of FP17s Relating to Free Repair or Replacements	0	268	0.0%	0.8%	0.7%	0.8%
% of FP17s Relating to Continuations	0	268	0.0%	1.0%	0.8%	0.9%
% of Patients satisfied with the dentistry they have received	0	0	N/A	92.0%	93.1%	93.2%
% of Patients satisfied with the time they had to wait for an appointment	0	0	N/A	90.4%	87.8%	88.3%

* This is based on patients treated on this contract for their most recent course of treatment. Figures in italics indicate the base number of FP17s or Patient Questionnaire responses are less than 100. N/A is shown where the base number of responses is less than 10 during the period. % is calculated as Quantity/Base number*100

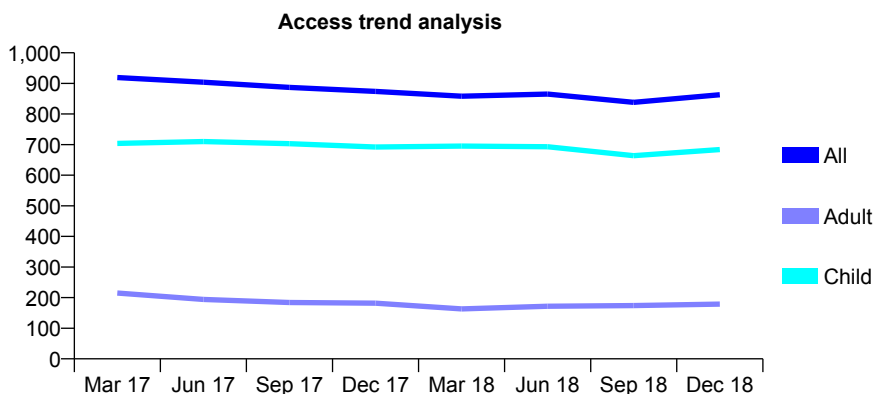
Q65 - Vital Signs At a Glance Contract Report for 176710/0001 - December 2018

Name or company name	Q Dental Care Limited
Contract type name	PDS Contract
Purpose of contract	General and Orthodontic
Contract start date	01/04/2008
Contract end date	31/03/2020

18/19 Contracted general activity (UDA)	630
Carry forward general activity (UDA)	0
18/19 Contracted orthodontic activity (UOA)	15,713
Carry forward orthodontic activity (UOA)	15
Baseline contract value	£1,099,183.80

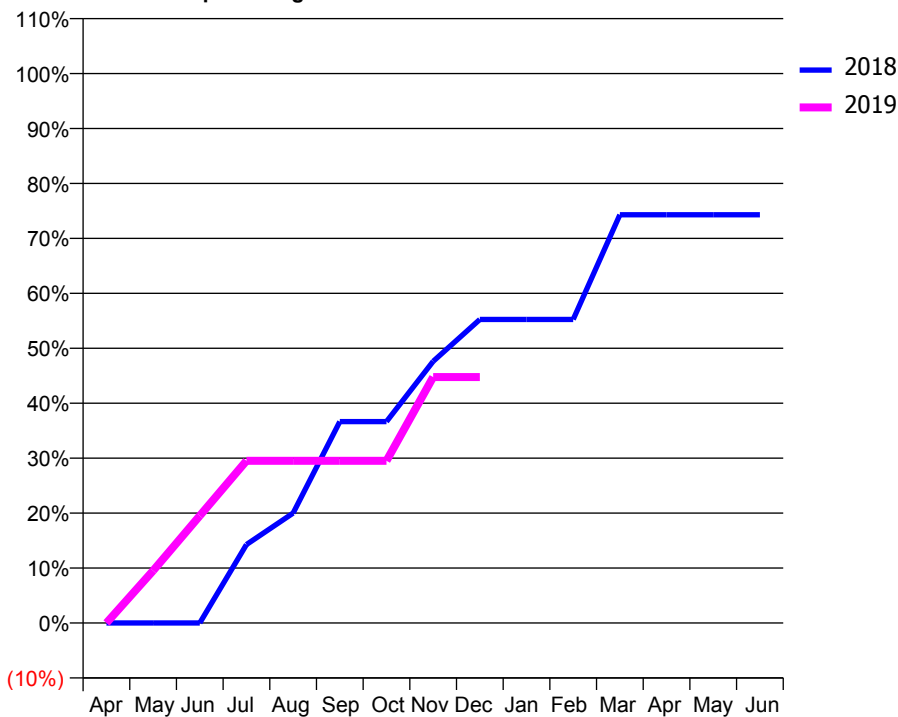
ACCESS*

Patients seen in 24 months	Total	Change since previous quarter
Quarter ending December 2017	874	
Quarter ending March 2018	858	↓
Quarter ending June 2018	865	→
Quarter ending September 2018	838	↓
Quarter ending December 2018	863	↑
Variance since December 2017	(1.3%)	↓



ACTIVITY

Cumulative percentage of contracted UDA delivered 2018 & 2019



Month	Adjusted Scheduled Activity (UDA)	
	2018	2019
April	0	0
May	0	60
June	0	123
July	90	186
August	126	186
September	231	186
October	231	186
November	300	282
December	348	282
January	348	
February	348	
March	468	
April	468	
May	468	
June	468	

QUALITY

	Quantity	Base Number	Contract	AT	Region	England
% of FP17s for the same patient ID Re-attending within 3 months - Children	5	1,709	0.3%	9.6%	11.3%	11.8%
% of FP17s for the same patient ID Re-attending within 3 months - Adults	0	62	0.0%	13.7%	15.3%	15.6%
% of FP17s for the same patient ID Re-attending between 3 & 9 months - Children	17	1,709	1.0%	61.8%	61.1%	58.8%
% of FP17s for the same patient ID Re-attending between 3 & 9 months - Adults	1	62	1.6%	53.1%	52.4%	51.0%
% of FP17s for Band 1 Urgent Courses	0	94	0.0%	8.6%	9.5%	9.0%
% of FP17s Relating to Free Repair or Replacements	0	94	0.0%	0.8%	0.7%	0.8%
% of FP17s Relating to Continuations	0	94	0.0%	1.0%	0.8%	0.9%
% of Patients satisfied with the dentistry they have received	0	0	N/A	92.0%	93.1%	93.2%
% of Patients satisfied with the time they had to wait for an appointment	0	0	N/A	90.4%	87.8%	88.3%

* This is based on patients treated on this contract for their most recent course of treatment. Figures in italics indicate the base number of FP17s or Patient Questionnaire responses are less than 100. N/A is shown where the base number of responses is less than 10 during the period. % is calculated as Quantity/Base number*100

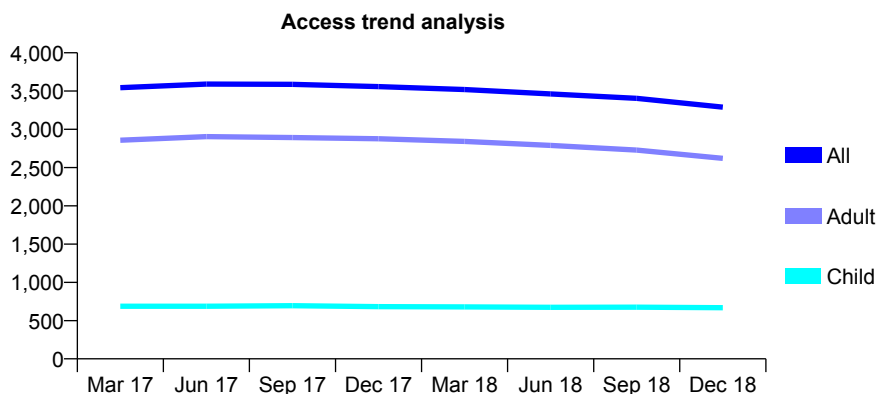
Q65 - Vital Signs At a Glance Contract Report for 177911/0001 - December 2018

Name or company name	Linden Lodge Dental Care Ltd.
Contract type name	GDS Contract
Purpose of contract	General
Contract start date	01/04/2011
Contract end date	

18/19 Contracted general activity (UDA)	9,256
Carry forward general activity (UDA)	48
18/19 Contracted orthodontic activity (UOA)	0
Carry forward orthodontic activity (UOA)	0
Baseline contract value	£252,648.93

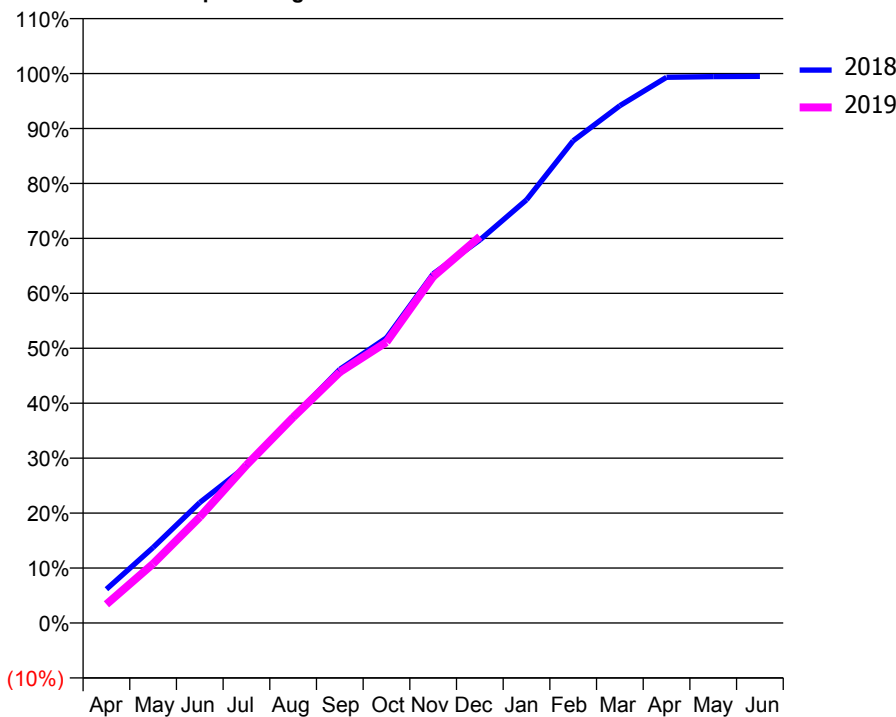
ACCESS*

Patients seen in 24 months	Total	Change since previous quarter
Quarter ending December 2017	3,559	
Quarter ending March 2018	3,519	↓
Quarter ending June 2018	3,463	↓
Quarter ending September 2018	3,405	↓
Quarter ending December 2018	3,289	↓
Variance since December 2017	(7.6%)	↓



ACTIVITY

Cumulative percentage of contracted UDA delivered 2018 & 2019



Month	Adjusted Scheduled Activity (UDA)	
	2018	2019
April	570	315
May	1,272	998
June	2,030	1,785
July	2,645	2,660
August	3,472	3,466
September	4,274	4,226
October	4,803	4,732
November	5,881	5,835
December	6,452	6,507
January	7,129	
February	8,123	
March	8,714	
April	9,193	
May	9,204	
June	9,208	

QUALITY

	Quantity	Base Number	Contract	AT	Region	England
% of FP17s for the same patient ID Re-attending within 3 months - Children	40	793	5.0%	9.6%	11.3%	11.8%
% of FP17s for the same patient ID Re-attending within 3 months - Adults	406	3,329	12.2%	13.7%	15.3%	15.6%
% of FP17s for the same patient ID Re-attending between 3 & 9 months - Children	580	793	73.1%	61.8%	61.1%	58.8%
% of FP17s for the same patient ID Re-attending between 3 & 9 months - Adults	2,401	3,329	72.1%	53.1%	52.4%	51.0%
% of FP17s for Band 1 Urgent Courses	208	3,802	5.5%	8.6%	9.5%	9.0%
% of FP17s Relating to Free Repair or Replacements	7	3,802	0.2%	0.8%	0.7%	0.8%
% of FP17s Relating to Continuations	19	3,802	0.5%	1.0%	0.8%	0.9%
% of Patients satisfied with the dentistry they have received	4	5	N/A	92.0%	93.1%	93.2%
% of Patients satisfied with the time they had to wait for an appointment	4	5	N/A	90.4%	87.8%	88.3%

* This is based on patients treated on this contract for their most recent course of treatment. Figures in italics indicate the base number of FP17s or Patient Questionnaire responses are less than 100. N/A is shown where the base number of responses is less than 10 during the period. % is calculated as Quantity/Base number*100

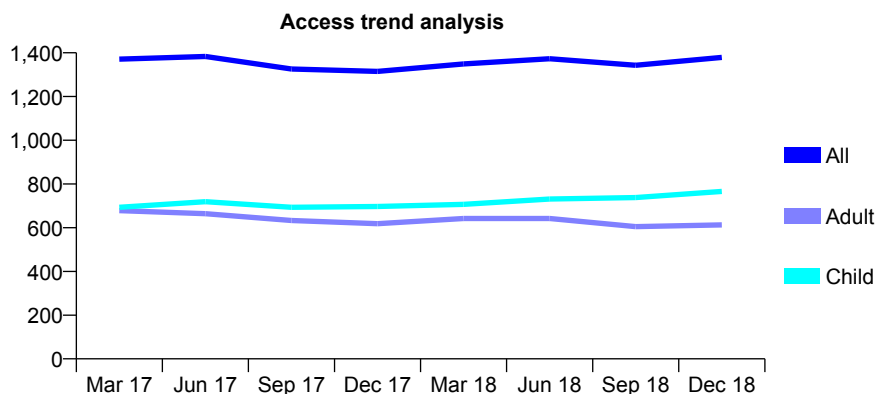
Q65 - Vital Signs At a Glance Contract Report for 180319/0001 - December 2018

Name or company name	High Street Dental Practice Ltd
Contract type name	GDS Contract
Purpose of contract	General
Contract start date	01/08/2008
Contract end date	

18/19 Contracted general activity (UDA)	4,843
Carry forward general activity (UDA)	19
18/19 Contracted orthodontic activity (UOA)	0
Carry forward orthodontic activity (UOA)	0
Baseline contract value	£108,592.30

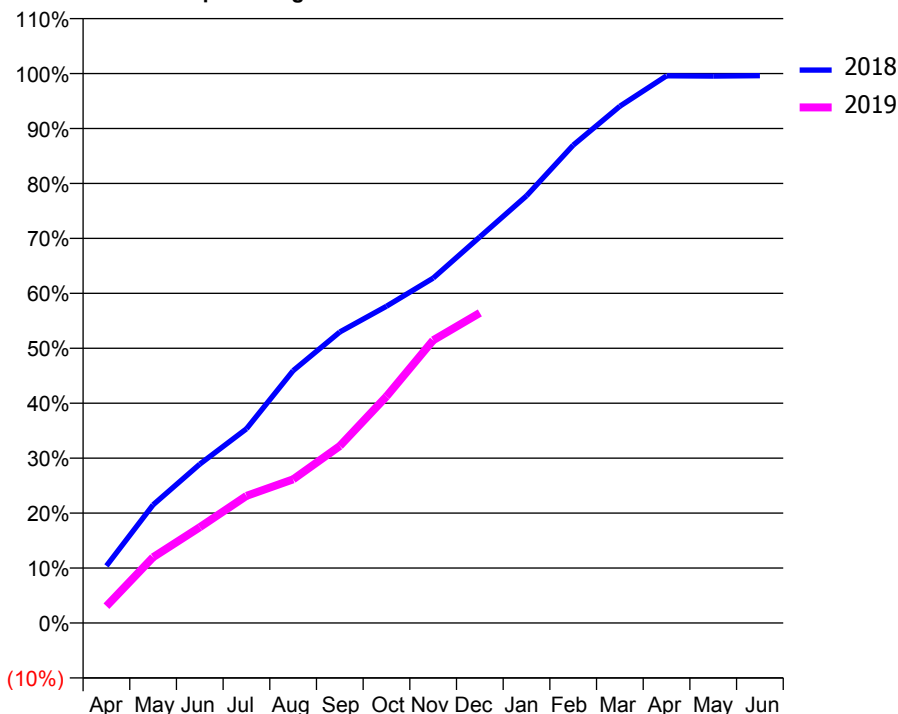
ACCESS*

Patients seen in 24 months	Total	Change since previous quarter
Quarter ending December 2017	1,315	
Quarter ending March 2018	1,349	↑
Quarter ending June 2018	1,373	→
Quarter ending September 2018	1,343	↓
Quarter ending December 2018	1,379	↑
Variance since December 2017	4.9%	↑



ACTIVITY

Cumulative percentage of contracted UDA delivered 2018 & 2019



Adjusted Scheduled Activity (UDA)		
Month	2018	2019
April	504	148
May	1,042	580
June	1,400	844
July	1,712	1,120
August	2,225	1,266
September	2,565	1,560
October	2,791	1,997
November	3,040	2,493
December	3,402	2,734
January	3,764	
February	4,211	
March	4,555	
April	4,822	
May	4,820	
June	4,824	

QUALITY

	Quantity	Base Number	Contract	AT	Region	England
% of FP17s for the same patient ID Re-attending within 3 months - Children	72	831	8.7%	9.6%	11.3%	11.8%
% of FP17s for the same patient ID Re-attending within 3 months - Adults	92	566	16.3%	13.7%	15.3%	15.6%
% of FP17s for the same patient ID Re-attending between 3 & 9 months - Children	515	831	62.0%	61.8%	61.1%	58.8%
% of FP17s for the same patient ID Re-attending between 3 & 9 months - Adults	314	566	55.5%	53.1%	52.4%	51.0%
% of FP17s for Band 1 Urgent Courses	88	1,286	6.8%	8.6%	9.5%	9.0%
% of FP17s Relating to Free Repair or Replacements	1	1,286	0.1%	0.8%	0.7%	0.8%
% of FP17s Relating to Continuations	0	1,286	0.0%	1.0%	0.8%	0.9%
% of Patients satisfied with the dentistry they have received	0	0	N/A	92.0%	93.1%	93.2%
% of Patients satisfied with the time they had to wait for an appointment	0	0	N/A	90.4%	87.8%	88.3%

* This is based on patients treated on this contract for their most recent course of treatment. Figures in italics indicate the base number of FP17s or Patient Questionnaire responses are less than 100. N/A is shown where the base number of responses is less than 10 during the period. % is calculated as Quantity/Base number*100

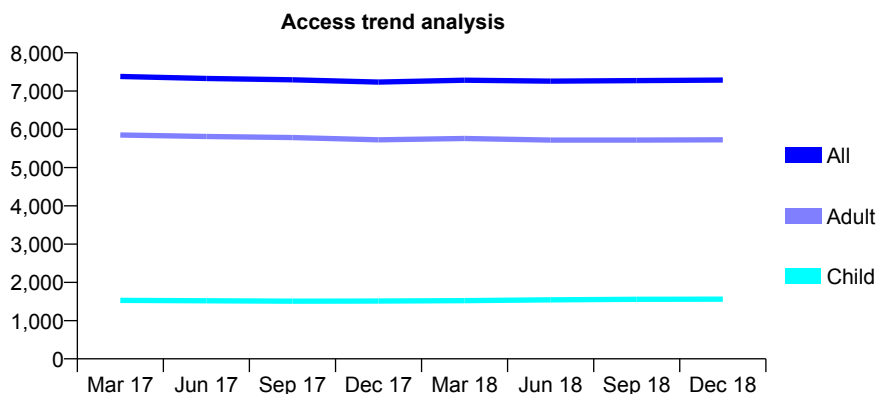
Q65 - Vital Signs At a Glance Contract Report for 181773/0001 - December 2018

Name or company name	Frampton Dental Practice
Contract type name	GDS Contract
Purpose of contract	General
Contract start date	06/01/2012
Contract end date	

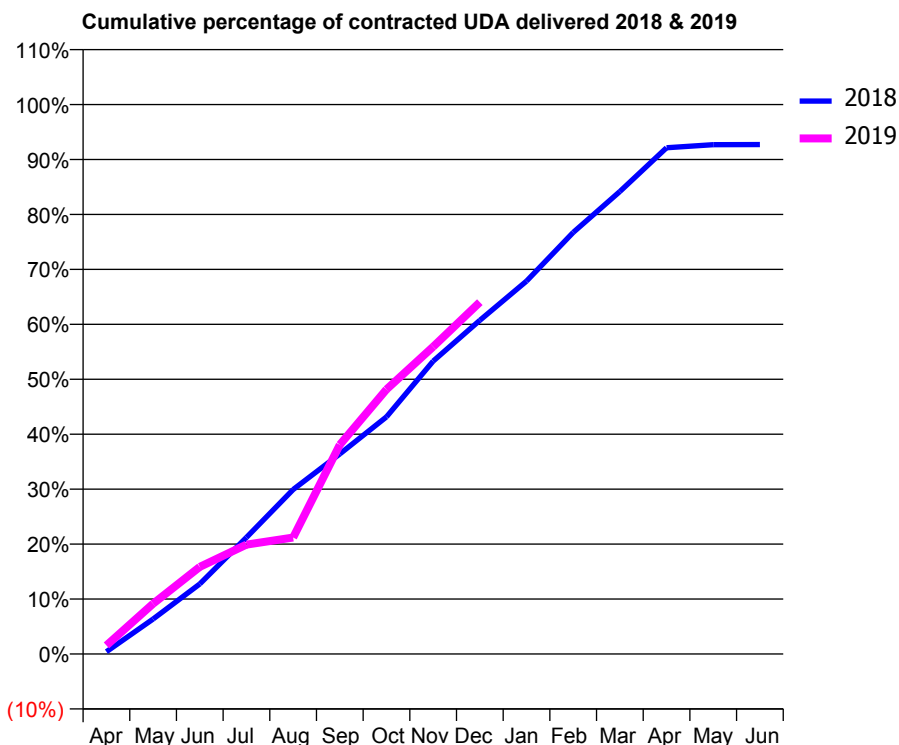
18/19 Contracted general activity (UDA)	16,009
Carry forward general activity (UDA)	0
18/19 Contracted orthodontic activity (UOA)	0
Carry forward orthodontic activity (UOA)	0
Baseline contract value	£324,584.41

ACCESS*

Patients seen in 24 months	Total	Change since previous quarter
Quarter ending December 2017	7,235	
Quarter ending March 2018	7,282	→
Quarter ending June 2018	7,261	→
Quarter ending September 2018	7,273	→
Quarter ending December 2018	7,288	→
Variance since December 2017	0.7%	→



ACTIVITY



Month	Adjusted Scheduled Activity (UDA)	
	2018	2019
April	71	252
May	1,059	1,467
June	2,119	2,540
July	3,523	3,189
August	4,973	3,394
September	6,049	6,097
October	7,168	7,709
November	8,852	8,953
December	10,087	10,252
January	11,273	
February	12,741	
March	13,978	
April	15,303	
May	15,394	
June	15,398	

QUALITY

	Quantity	Base Number	Contract	AT	Region	England
% of FP17s for the same patient ID Re-attending within 3 months - Children	98	1,695	5.8%	9.6%	11.3%	11.8%
% of FP17s for the same patient ID Re-attending within 3 months - Adults	863	5,809	14.9%	13.7%	15.3%	15.6%
% of FP17s for the same patient ID Re-attending between 3 & 9 months - Children	1,014	1,695	59.8%	61.8%	61.1%	58.8%
% of FP17s for the same patient ID Re-attending between 3 & 9 months - Adults	2,761	5,809	47.5%	53.1%	52.4%	51.0%
% of FP17s for Band 1 Urgent Courses	971	6,686	14.5%	8.6%	9.5%	9.0%
% of FP17s Relating to Free Repair or Replacements	75	6,686	1.1%	0.8%	0.7%	0.8%
% of FP17s Relating to Continuations	32	6,686	0.5%	1.0%	0.8%	0.9%
% of Patients satisfied with the dentistry they have received	14	14	100.0%	92.0%	93.1%	93.2%
% of Patients satisfied with the time they had to wait for an appointment	13	14	92.9%	90.4%	87.8%	88.3%

* This is based on patients treated on this contract for their most recent course of treatment. Figures in italics indicate the base number of FP17s or Patient Questionnaire responses are less than 100. N/A is shown where the base number of responses is less than 10 during the period. % is calculated as Quantity/Base number*100

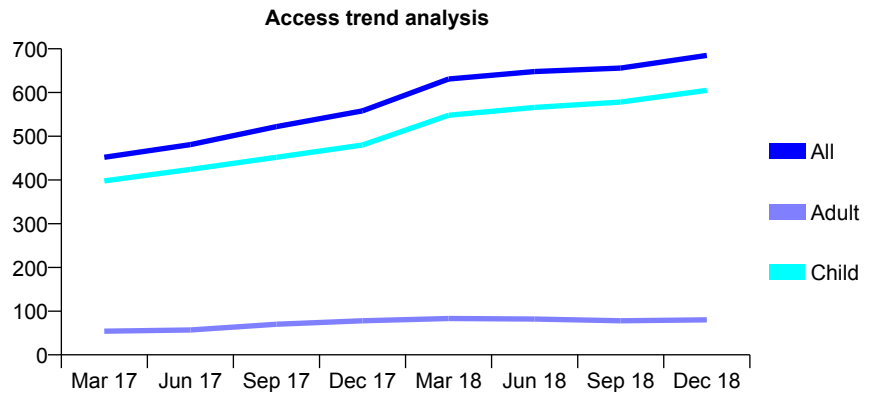
Q65 - Vital Signs At a Glance Contract Report for 183644/0001 - December 2018

Name or company name	Frome Dental Surgery Limited
Contract type name	GDS Contract
Purpose of contract	General
Contract start date	16/03/2015
Contract end date	

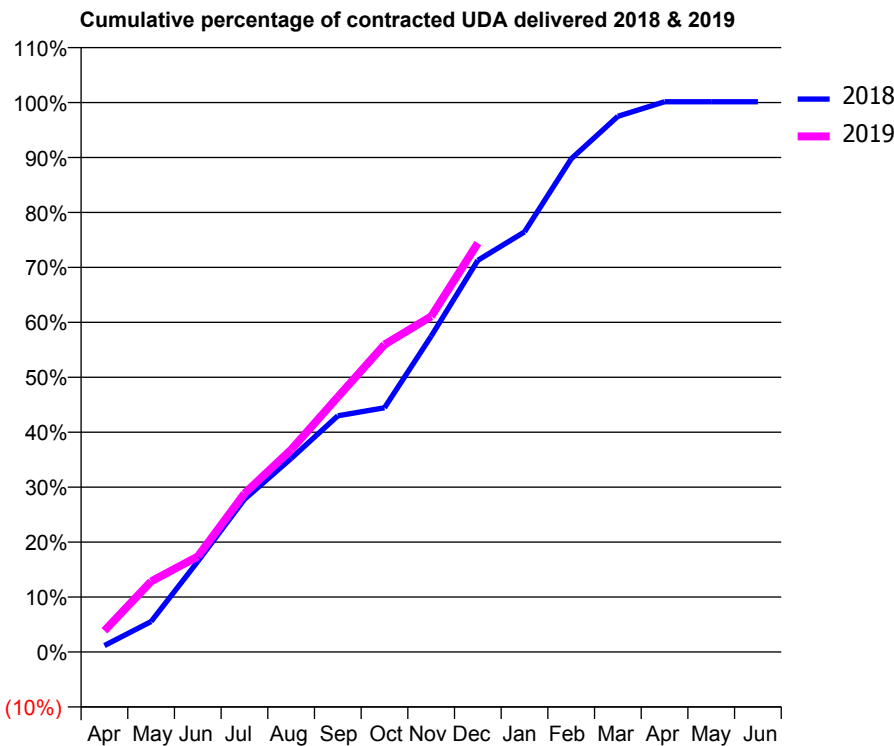
18/19 Contracted general activity (UDA)	1,630
Carry forward general activity (UDA)	-2
18/19 Contracted orthodontic activity (UOA)	0
Carry forward orthodontic activity (UOA)	0
Baseline contract value	£39,881.27

ACCESS*

Patients seen in 24 months	Total	Change since previous quarter
Quarter ending December 2017	558	
Quarter ending March 2018	631	↑
Quarter ending June 2018	648	↑
Quarter ending September 2018	656	→
Quarter ending December 2018	685	↑
Variance since December 2017	22.8%	↑



ACTIVITY



Month	Adjusted Scheduled Activity (UDA)	
	2018	2019
April	19	63
May	90	210
June	269	284
July	453	470
August	574	600
September	701	757
October	725	912
November	937	995
December	1,162	1,213
January	1,246	
February	1,463	
March	1,589	
April	1,632	
May	1,632	
June	1,632	

QUALITY

	Quantity	Base Number	Contract	AT	Region	England
% of FP17s for the same patient ID Re-attending within 3 months - Children	89	852	10.4%	9.6%	11.3%	11.8%
% of FP17s for the same patient ID Re-attending within 3 months - Adults	0	35	0.0%	13.7%	15.3%	15.6%
% of FP17s for the same patient ID Re-attending between 3 & 9 months - Children	561	852	65.8%	61.8%	61.1%	58.8%
% of FP17s for the same patient ID Re-attending between 3 & 9 months - Adults	23	35	65.7%	53.1%	52.4%	51.0%
% of FP17s for Band 1 Urgent Courses	14	850	1.6%	8.6%	9.5%	9.0%
% of FP17s Relating to Free Repair or Replacements	0	850	0.0%	0.8%	0.7%	0.8%
% of FP17s Relating to Continuations	10	850	1.2%	1.0%	0.8%	0.9%
% of Patients satisfied with the dentistry they have received	0	0	N/A	92.0%	93.1%	93.2%
% of Patients satisfied with the time they had to wait for an appointment	0	0	N/A	90.4%	87.8%	88.3%

* This is based on patients treated on this contract for their most recent course of treatment. Figures in italics indicate the base number of FP17s or Patient Questionnaire responses are less than 100. N/A is shown where the base number of responses is less than 10 during the period. % is calculated as Quantity/Base number*100

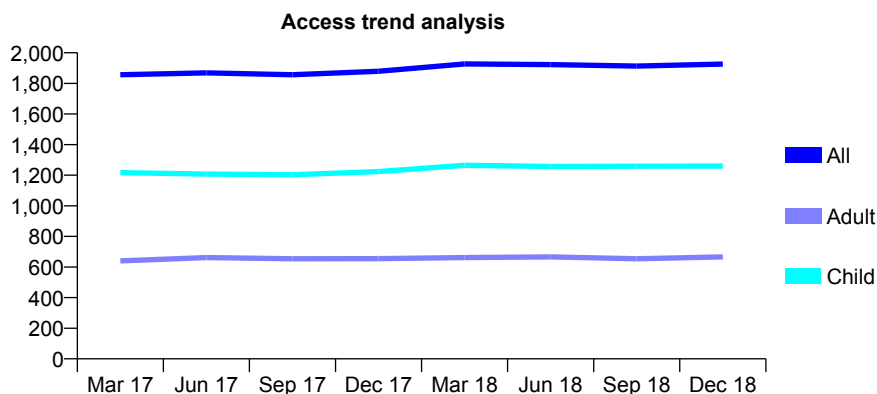
Q65 - Vital Signs At a Glance Contract Report for 183733/0001 - December 2018

Name or company name	Rock House Dental Practice
Contract type name	GDS Contract
Purpose of contract	General
Contract start date	26/02/2014
Contract end date	

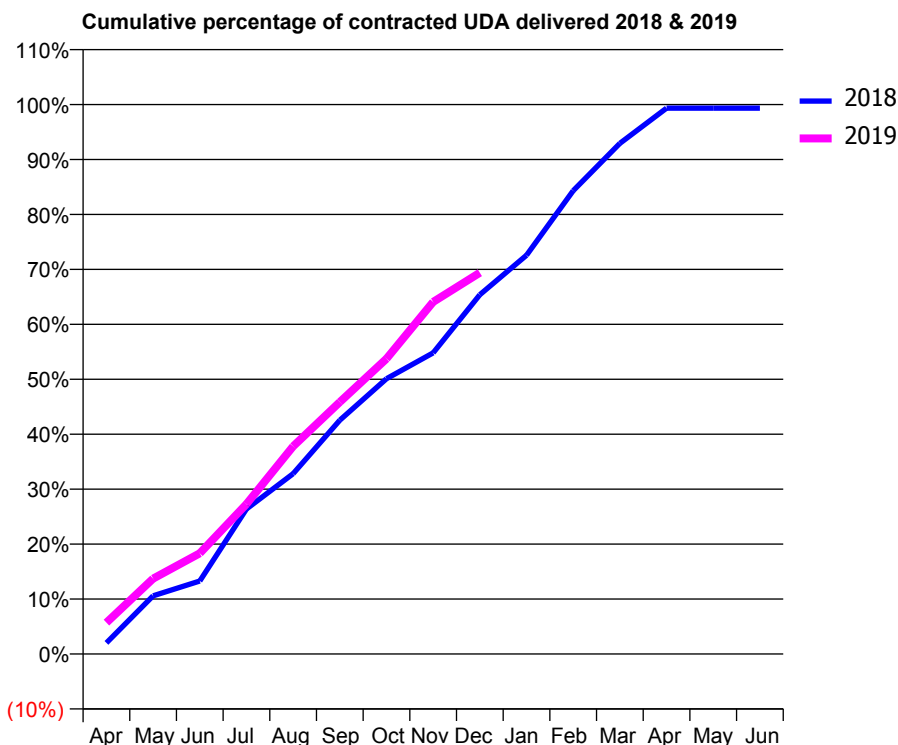
18/19 Contracted general activity (UDA)	3,500
Carry forward general activity (UDA)	23
18/19 Contracted orthodontic activity (UOA)	0
Carry forward orthodontic activity (UOA)	0
Baseline contract value	£112,599.13

ACCESS*

Patients seen in 24 months	Total	Change since previous quarter
Quarter ending December 2017	1,879	
Quarter ending March 2018	1,927	↑
Quarter ending June 2018	1,923	→
Quarter ending September 2018	1,913	→
Quarter ending December 2018	1,926	→
Variance since December 2017	2.5%	↑



ACTIVITY



Month	Adjusted Scheduled Activity (UDA)	
	2018	2019
April	71	200
May	371	480
June	465	642
July	924	955
August	1,149	1,323
September	1,489	1,605
October	1,754	1,881
November	1,918	2,243
December	2,289	2,429
January	2,540	
February	2,951	
March	3,253	
April	3,477	
May	3,477	
June	3,477	

QUALITY

	Quantity	Base Number	Contract	AT	Region	England
% of FP17s for the same patient ID Re-attending within 3 months - Children	112	1,410	7.9%	9.6%	11.3%	11.8%
% of FP17s for the same patient ID Re-attending within 3 months - Adults	40	423	9.5%	13.7%	15.3%	15.6%
% of FP17s for the same patient ID Re-attending between 3 & 9 months - Children	816	1,410	57.9%	61.8%	61.1%	58.8%
% of FP17s for the same patient ID Re-attending between 3 & 9 months - Adults	172	423	40.7%	53.1%	52.4%	51.0%
% of FP17s for Band 1 Urgent Courses	110	1,705	6.5%	8.6%	9.5%	9.0%
% of FP17s Relating to Free Repair or Replacements	0	1,705	0.0%	0.8%	0.7%	0.8%
% of FP17s Relating to Continuations	1	1,705	0.1%	1.0%	0.8%	0.9%
% of Patients satisfied with the dentistry they have received	2	2	N/A	92.0%	93.1%	93.2%
% of Patients satisfied with the time they had to wait for an appointment	1	2	N/A	90.4%	87.8%	88.3%

* This is based on patients treated on this contract for their most recent course of treatment. Figures in italics indicate the base number of FP17s or Patient Questionnaire responses are less than 100. N/A is shown where the base number of responses is less than 10 during the period. % is calculated as Quantity/Base number*100

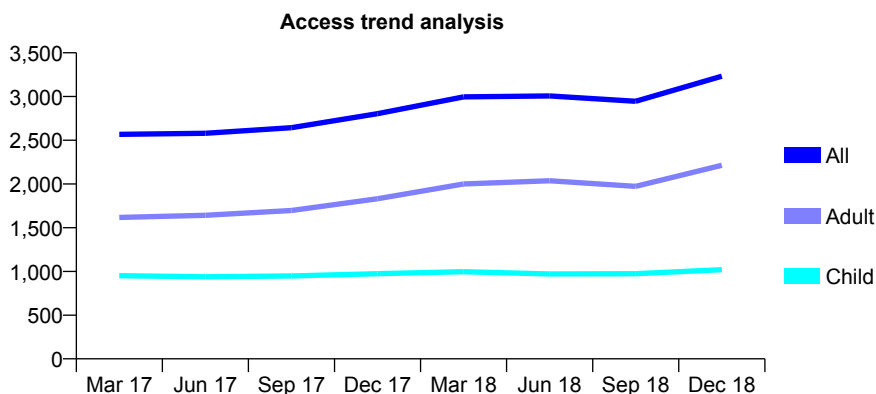
Q65 - Vital Signs At a Glance Contract Report for 183849/0001 - December 2018

Name or company name	Kings Road Dental Practice
Contract type name	GDS Contract
Purpose of contract	General
Contract start date	01/03/2011
Contract end date	

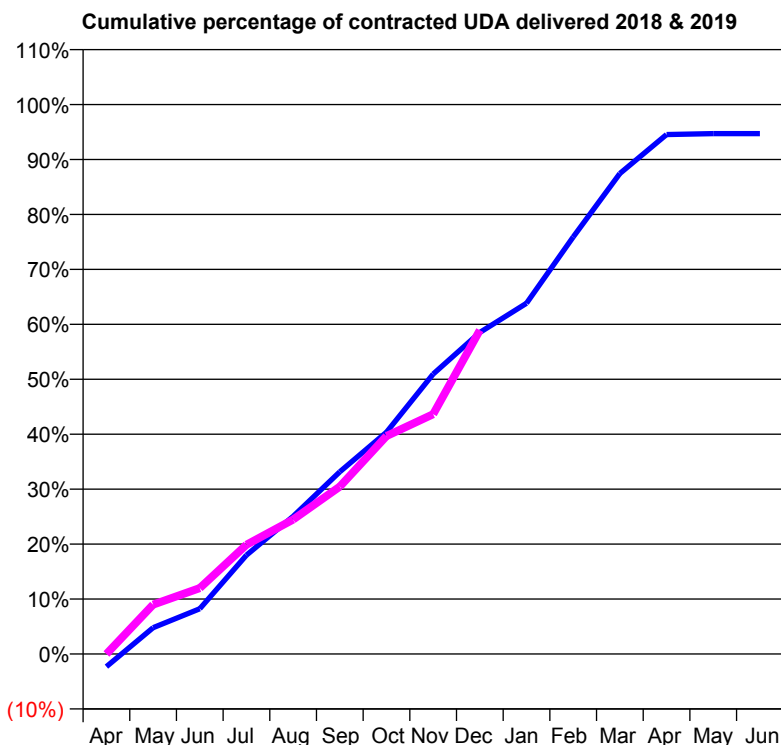
18/19 Contracted general activity (UDA)	9,580
Carry forward general activity (UDA)	0
18/19 Contracted orthodontic activity (UOA)	0
Carry forward orthodontic activity (UOA)	0
Baseline contract value	£249,842.18

ACCESS*

Patients seen in 24 months	Total	Change since previous quarter
Quarter ending December 2017	2,804	
Quarter ending March 2018	2,996	↑
Quarter ending June 2018	3,007	→
Quarter ending September 2018	2,946	↓
Quarter ending December 2018	3,233	↑
Variance since December 2017	15.3%	↑



ACTIVITY



Month	Adjusted Scheduled Activity (UDA)	
	2018	2019
April	-221	0
May	460	861
June	790	1,149
July	1,724	1,904
August	2,400	2,345
September	3,176	2,920
October	3,868	3,800
November	4,881	4,182
December	5,606	5,647
January	6,115	
February	7,272	
March	8,377	
April	9,057	
May	9,072	
June	9,072	

QUALITY

	Quantity	Base Number	Contract	AT	Region	England
% of FP17s for the same patient ID Re-attending within 3 months - Children	91	1,078	8.4%	9.6%	11.3%	11.8%
% of FP17s for the same patient ID Re-attending within 3 months - Adults	284	1,958	14.5%	13.7%	15.3%	15.6%
% of FP17s for the same patient ID Re-attending between 3 & 9 months - Children	657	1,078	60.9%	61.8%	61.1%	58.8%
% of FP17s for the same patient ID Re-attending between 3 & 9 months - Adults	907	1,958	46.3%	53.1%	52.4%	51.0%
% of FP17s for Band 1 Urgent Courses	203	2,816	7.2%	8.6%	9.5%	9.0%
% of FP17s Relating to Free Repair or Replacements	9	2,816	0.3%	0.8%	0.7%	0.8%
% of FP17s Relating to Continuations	10	2,816	0.4%	1.0%	0.8%	0.9%
% of Patients satisfied with the dentistry they have received	2	2	N/A	92.0%	93.1%	93.2%
% of Patients satisfied with the time they had to wait for an appointment	1	2	N/A	90.4%	87.8%	88.3%

* This is based on patients treated on this contract for their most recent course of treatment. Figures in italics indicate the base number of FP17s or Patient Questionnaire responses are less than 100. N/A is shown where the base number of responses is less than 10 during the period. % is calculated as Quantity/Base number*100

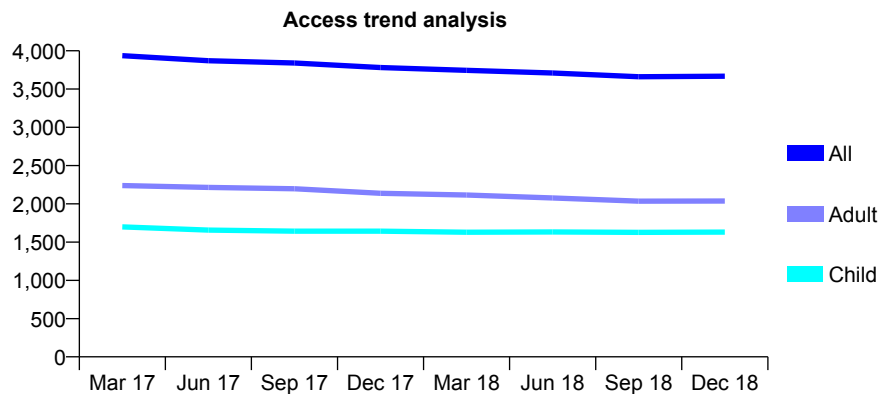
Q65 - Vital Signs At a Glance Contract Report for 185086/0001 - December 2018

Name or company name	The New Chestnuts Dental Practice
Contract type name	GDS Contract
Purpose of contract	General
Contract start date	01/04/2006
Contract end date	

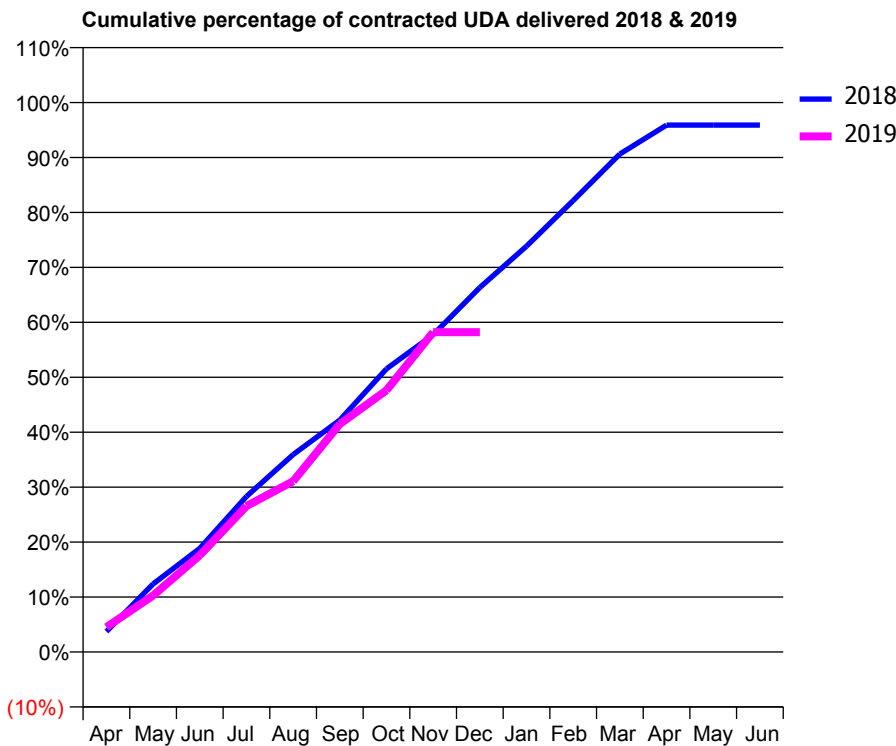
18/19 Contracted general activity (UDA)	9,148
Carry forward general activity (UDA)	0
18/19 Contracted orthodontic activity (UOA)	0
Carry forward orthodontic activity (UOA)	0
Baseline contract value	£206,362.59

ACCESS*

Patients seen in 24 months	Total	Change since previous quarter
Quarter ending December 2017	3,781	
Quarter ending March 2018	3,744	→
Quarter ending June 2018	3,710	→
Quarter ending September 2018	3,661	↓
Quarter ending December 2018	3,668	→
Variance since December 2017	(3.0%)	↓



ACTIVITY



Adjusted Scheduled Activity (UDA)		
Month	2018	2019
April	341	414
May	1,134	941
June	1,725	1,611
July	2,589	2,429
August	3,288	2,842
September	3,863	3,795
October	4,713	4,356
November	5,281	5,324
December	6,069	5,324
January	6,756	
February	7,515	
March	8,290	
April	8,771	
May	8,771	
June	8,773	

QUALITY

	Quantity	Base Number	Contract	AT	Region	England
% of FP17s for the same patient ID Re-attending within 3 months - Children	127	1,849	6.9%	9.6%	11.3%	11.8%
% of FP17s for the same patient ID Re-attending within 3 months - Adults	231	2,060	11.2%	13.7%	15.3%	15.6%
% of FP17s for the same patient ID Re-attending between 3 & 9 months - Children	1,281	1,849	69.3%	61.8%	61.1%	58.8%
% of FP17s for the same patient ID Re-attending between 3 & 9 months - Adults	1,411	2,060	68.5%	53.1%	52.4%	51.0%
% of FP17s for Band 1 Urgent Courses	245	3,620	6.8%	8.6%	9.5%	9.0%
% of FP17s Relating to Free Repair or Replacements	9	3,620	0.2%	0.8%	0.7%	0.8%
% of FP17s Relating to Continuations	7	3,620	0.2%	1.0%	0.8%	0.9%
% of Patients satisfied with the dentistry they have received	0	0	N/A	92.0%	93.1%	93.2%
% of Patients satisfied with the time they had to wait for an appointment	0	0	N/A	90.4%	87.8%	88.3%

* This is based on patients treated on this contract for their most recent course of treatment. Figures in italics indicate the base number of FP17s or Patient Questionnaire responses are less than 100. N/A is shown where the base number of responses is less than 10 during the period. % is calculated as Quantity/Base number*100

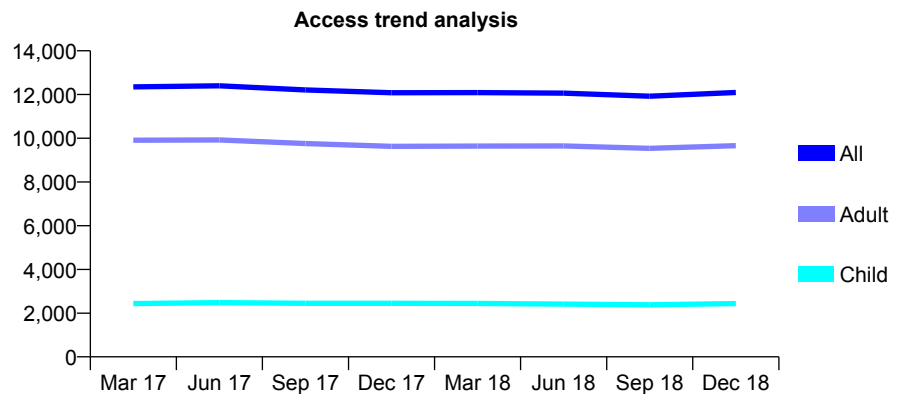
Q65 - Vital Signs At a Glance Contract Report for 186619/0001 - December 2018

Name or company name	Nigel Reynolds Limited
Contract type name	GDS Contract
Purpose of contract	General
Contract start date	01/06/2008
Contract end date	

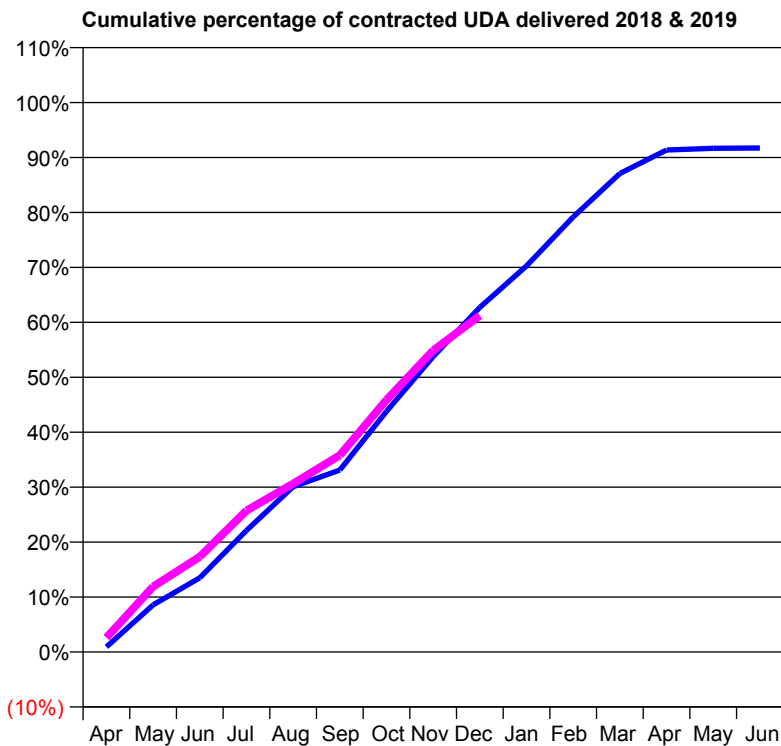
18/19 Contracted general activity (UDA)	34,077
Carry forward general activity (UDA)	0
18/19 Contracted orthodontic activity (UOA)	0
Carry forward orthodontic activity (UOA)	0
Baseline contract value	£788,000.70

ACCESS*

Patients seen in 24 months	Total	Change since previous quarter
Quarter ending December 2017	12,081	
Quarter ending March 2018	12,087	→
Quarter ending June 2018	12,061	→
Quarter ending September 2018	11,920	↓
Quarter ending December 2018	12,093	→
Variance since December 2017	0.1%	→



ACTIVITY



Month	Adjusted Scheduled Activity (UDA)	
	2018	2019
April	318	889
May	2,922	4,053
June	4,600	5,907
July	7,537	8,767
August	10,248	10,444
September	11,287	12,200
October	14,918	15,632
November	18,322	18,705
December	21,369	20,869
January	23,943	
February	26,979	
March	29,679	
April	31,129	
May	31,241	
June	31,254	

QUALITY

	Quantity	Base Number	Contract	AT	Region	England
% of FP17s for the same patient ID Re-attending within 3 months - Children	198	2,827	7.0%	9.6%	11.3%	11.8%
% of FP17s for the same patient ID Re-attending within 3 months - Adults	1,466	10,731	13.7%	13.7%	15.3%	15.6%
% of FP17s for the same patient ID Re-attending between 3 & 9 months - Children	1,861	2,827	65.8%	61.8%	61.1%	58.8%
% of FP17s for the same patient ID Re-attending between 3 & 9 months - Adults	6,506	10,731	60.6%	53.1%	52.4%	51.0%
% of FP17s for Band 1 Urgent Courses	894	12,700	7.0%	8.6%	9.5%	9.0%
% of FP17s Relating to Free Repair or Replacements	103	12,700	0.8%	0.8%	0.7%	0.8%
% of FP17s Relating to Continuations	53	12,700	0.4%	1.0%	0.8%	0.9%
% of Patients satisfied with the dentistry they have received	7	8	N/A	92.0%	93.1%	93.2%
% of Patients satisfied with the time they had to wait for an appointment	7	8	N/A	90.4%	87.8%	88.3%

* This is based on patients treated on this contract for their most recent course of treatment. Figures in italics indicate the base number of FP17s or Patient Questionnaire responses are less than 100. N/A is shown where the base number of responses is less than 10 during the period. % is calculated as Quantity/Base number*100

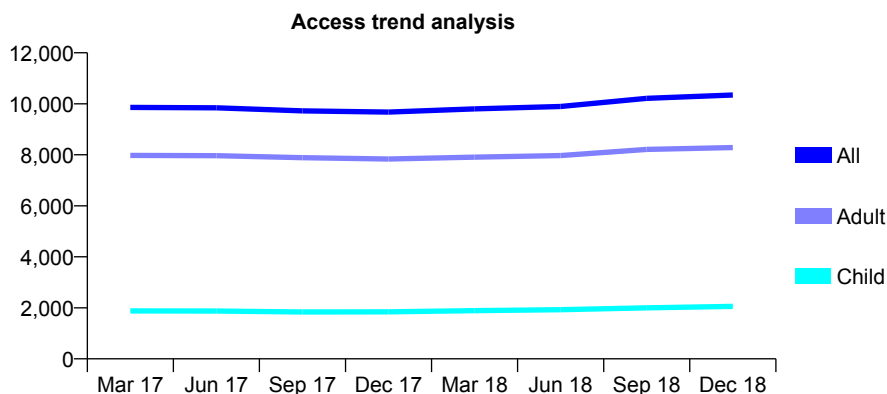
Q65 - Vital Signs At a Glance Contract Report for 186716/0001 - December 2018

Name or company name	Parkfield Dental Surgery Ltd
Contract type name	GDS Contract
Purpose of contract	General and Orthodontic
Contract start date	01/04/2007
Contract end date	

18/19 Contracted general activity (UDA)	29,027
Carry forward general activity (UDA)	0
18/19 Contracted orthodontic activity (UOA)	260
Carry forward orthodontic activity (UOA)	0
Baseline contract value	£722,834.35

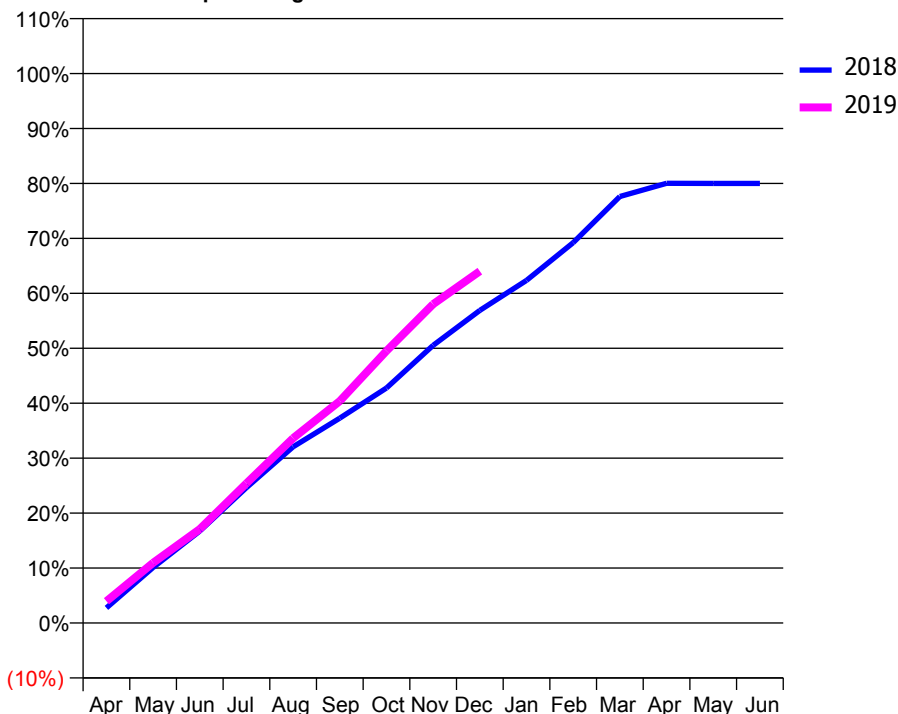
ACCESS*

Patients seen in 24 months	Total	Change since previous quarter
Quarter ending December 2017	9,676	
Quarter ending March 2018	9,801	→
Quarter ending June 2018	9,898	→
Quarter ending September 2018	10,212	↑
Quarter ending December 2018	10,343	→
Variance since December 2017	6.9%	↑



ACTIVITY

Cumulative percentage of contracted UDA delivered 2018 & 2019



Month	Adjusted Scheduled Activity (UDA)	
	2018	2019
April	798	1,148
May	2,934	3,180
June	4,860	4,965
July	7,152	7,380
August	9,308	9,768
September	10,820	11,723
October	12,415	14,370
November	14,672	16,845
December	16,514	18,584
January	18,099	
February	20,096	
March	22,527	
April	23,226	
May	23,221	
June	23,222	

QUALITY

	Quantity	Base Number	Contract	AT	Region	England
% of FP17s for the same patient ID Re-attending within 3 months - Children	160	2,417	6.6%	9.6%	11.3%	11.8%
% of FP17s for the same patient ID Re-attending within 3 months - Adults	1,218	8,654	14.1%	13.7%	15.3%	15.6%
% of FP17s for the same patient ID Re-attending between 3 & 9 months - Children	1,549	2,417	64.1%	61.8%	61.1%	58.8%
% of FP17s for the same patient ID Re-attending between 3 & 9 months - Adults	3,788	8,654	43.8%	53.1%	52.4%	51.0%
% of FP17s for Band 1 Urgent Courses	767	10,117	7.6%	8.6%	9.5%	9.0%
% of FP17s Relating to Free Repair or Replacements	105	10,117	1.0%	0.8%	0.7%	0.8%
% of FP17s Relating to Continuations	74	10,117	0.7%	1.0%	0.8%	0.9%
% of Patients satisfied with the dentistry they have received	5	6	N/A	92.0%	93.1%	93.2%
% of Patients satisfied with the time they had to wait for an appointment	5	6	N/A	90.4%	87.8%	88.3%

* This is based on patients treated on this contract for their most recent course of treatment. Figures in italics indicate the base number of FP17s or Patient Questionnaire responses are less than 100. N/A is shown where the base number of responses is less than 10 during the period. % is calculated as Quantity/Base number*100

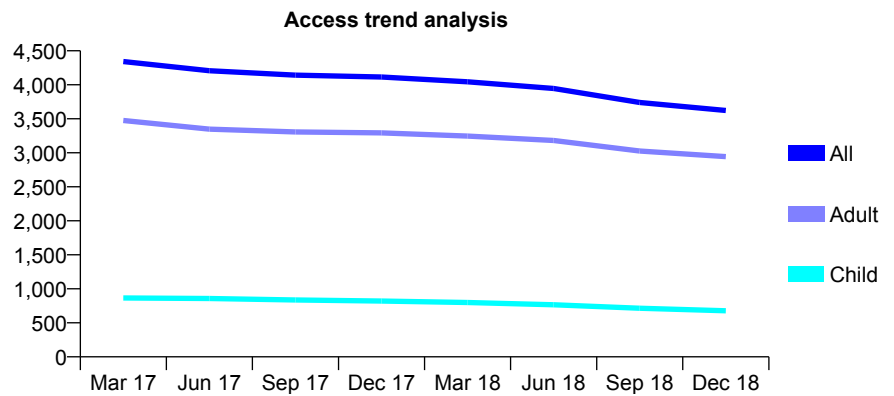
Q65 - Vital Signs At a Glance Contract Report for 186716/0003 - December 2018

Name or company name	Parkfield Dental Surgery Ltd
Contract type name	GDS Contract
Purpose of contract	General
Contract start date	01/03/2010
Contract end date	

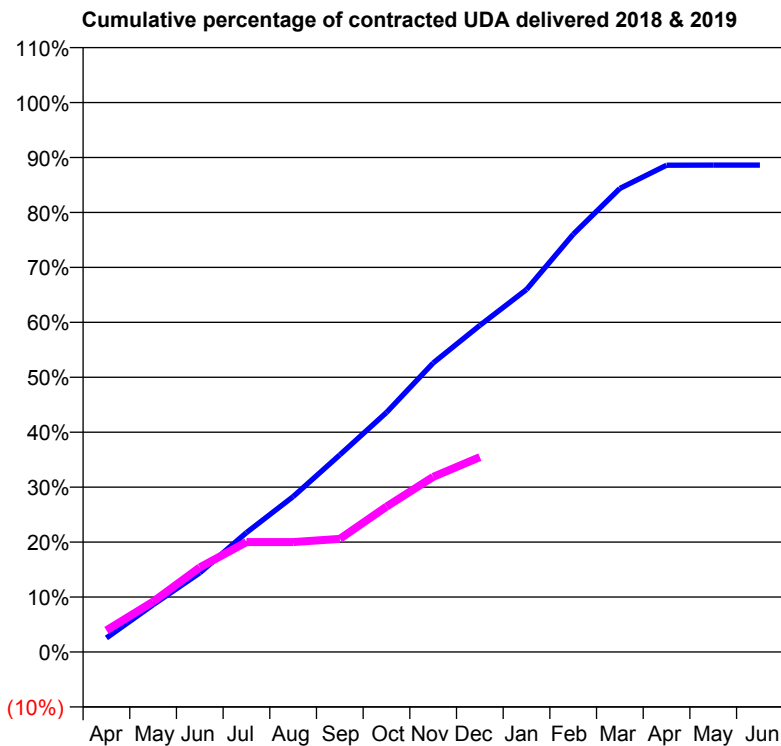
18/19 Contracted general activity (UDA)	14,550
Carry forward general activity (UDA)	0
18/19 Contracted orthodontic activity (UOA)	0
Carry forward orthodontic activity (UOA)	0
Baseline contract value	£339,498.36

ACCESS*

Patients seen in 24 months	Total	Change since previous quarter
Quarter ending December 2017	4,115	
Quarter ending March 2018	4,045	↓
Quarter ending June 2018	3,947	↓
Quarter ending September 2018	3,741	↓
Quarter ending December 2018	3,622	↓
Variance since December 2017	(12.0%)	↓



ACTIVITY



Month	Adjusted Scheduled Activity (UDA)	
	2018	2019
April	372	572
May	1,251	1,332
June	2,096	2,241
July	3,162	2,910
August	4,116	2,910
September	5,219	2,996
October	6,342	3,849
November	7,652	4,639
December	8,647	5,162
January	9,599	
February	11,060	
March	12,276	
April	12,891	
May	12,892	
June	12,894	

QUALITY

	Quantity	Base Number	Contract	AT	Region	England
% of FP17s for the same patient ID Re-attending within 3 months - Children	80	623	12.8%	9.6%	11.3%	11.8%
% of FP17s for the same patient ID Re-attending within 3 months - Adults	439	2,710	16.2%	13.7%	15.3%	15.6%
% of FP17s for the same patient ID Re-attending between 3 & 9 months - Children	361	623	57.9%	61.8%	61.1%	58.8%
% of FP17s for the same patient ID Re-attending between 3 & 9 months - Adults	1,671	2,710	61.7%	53.1%	52.4%	51.0%
% of FP17s for Band 1 Urgent Courses	270	3,054	8.8%	8.6%	9.5%	9.0%
% of FP17s Relating to Free Repair or Replacements	48	3,054	1.6%	0.8%	0.7%	0.8%
% of FP17s Relating to Continuations	23	3,054	0.8%	1.0%	0.8%	0.9%
% of Patients satisfied with the dentistry they have received	3	3	N/A	92.0%	93.1%	93.2%
% of Patients satisfied with the time they had to wait for an appointment	2	3	N/A	90.4%	87.8%	88.3%

* This is based on patients treated on this contract for their most recent course of treatment. Figures in italics indicate the base number of FP17s or Patient Questionnaire responses are less than 100. N/A is shown where the base number of responses is less than 10 during the period. % is calculated as Quantity/Base number*100

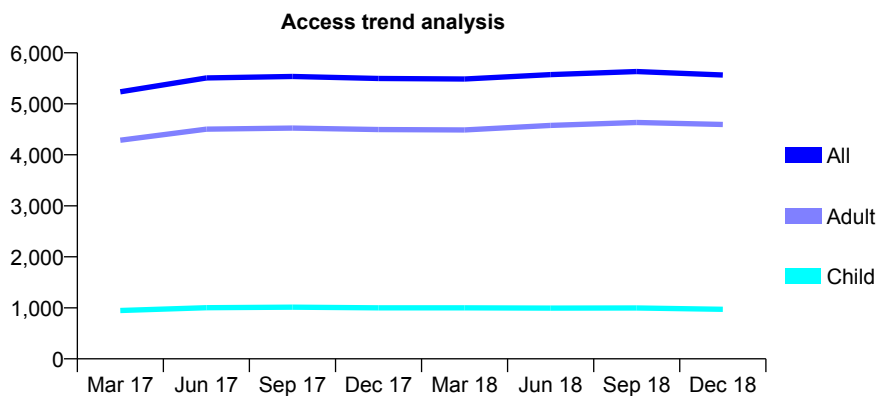
Q65 - Vital Signs At a Glance Contract Report for 186716/0004 - December 2018

Name or company name	Parkfield Dental Surgery Ltd
Contract type name	GDS Contract
Purpose of contract	General
Contract start date	09/05/2011
Contract end date	

18/19 Contracted general activity (UDA)	18,000
Carry forward general activity (UDA)	0
18/19 Contracted orthodontic activity (UOA)	0
Carry forward orthodontic activity (UOA)	0
Baseline contract value	£491,209.08

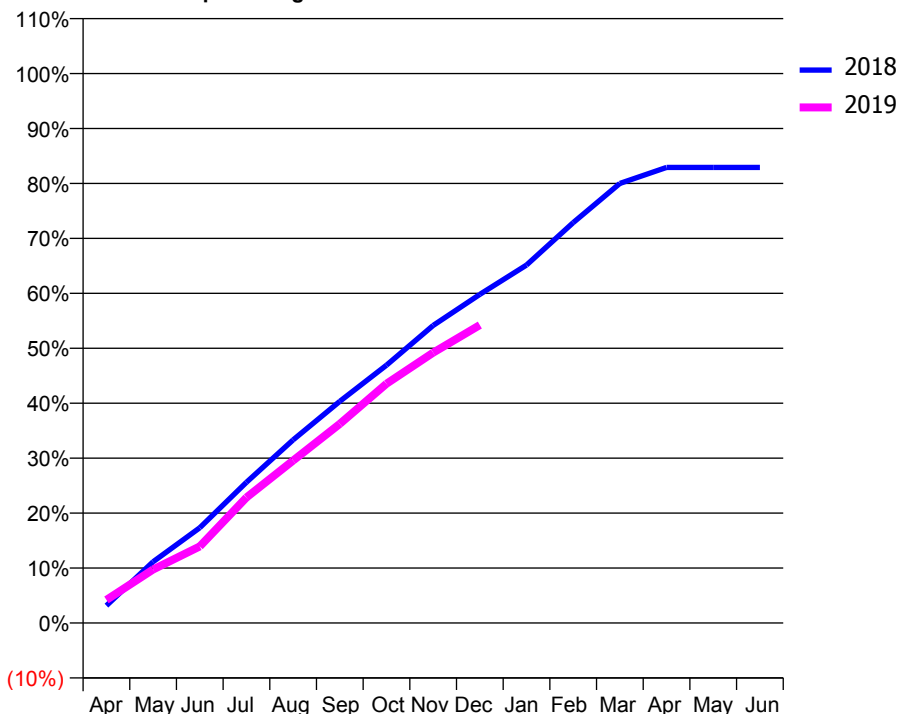
ACCESS*

Patients seen in 24 months	Total	Change since previous quarter
Quarter ending December 2017	5,497	
Quarter ending March 2018	5,487	→
Quarter ending June 2018	5,573	→
Quarter ending September 2018	5,632	→
Quarter ending December 2018	5,566	↓
Variance since December 2017	1.3%	→



ACTIVITY

Cumulative percentage of contracted UDA delivered 2018 & 2019



Month	Adjusted Scheduled Activity (UDA)	
	2018	2019
April	569	760
May	2,006	1,754
June	3,122	2,509
July	4,612	4,113
August	6,000	5,323
September	7,263	6,525
October	8,445	7,836
November	9,749	8,857
December	10,764	9,759
January	11,725	
February	13,115	
March	14,399	
April	14,925	
May	14,921	
June	14,922	

QUALITY

	Quantity	Base Number	Contract	AT	Region	England
% of FP17s for the same patient ID Re-attending within 3 months - Children	91	1,185	7.7%	9.6%	11.3%	11.8%
% of FP17s for the same patient ID Re-attending within 3 months - Adults	921	5,536	16.6%	13.7%	15.3%	15.6%
% of FP17s for the same patient ID Re-attending between 3 & 9 months - Children	834	1,185	70.4%	61.8%	61.1%	58.8%
% of FP17s for the same patient ID Re-attending between 3 & 9 months - Adults	3,330	5,536	60.2%	53.1%	52.4%	51.0%
% of FP17s for Band 1 Urgent Courses	646	5,626	11.5%	8.6%	9.5%	9.0%
% of FP17s Relating to Free Repair or Replacements	177	5,626	3.1%	0.8%	0.7%	0.8%
% of FP17s Relating to Continuations	70	5,626	1.2%	1.0%	0.8%	0.9%
% of Patients satisfied with the dentistry they have received	8	9	N/A	92.0%	93.1%	93.2%
% of Patients satisfied with the time they had to wait for an appointment	8	9	N/A	90.4%	87.8%	88.3%

* This is based on patients treated on this contract for their most recent course of treatment. Figures in italics indicate the base number of FP17s or Patient Questionnaire responses are less than 100. N/A is shown where the base number of responses is less than 10 during the period. % is calculated as Quantity/Base number*100

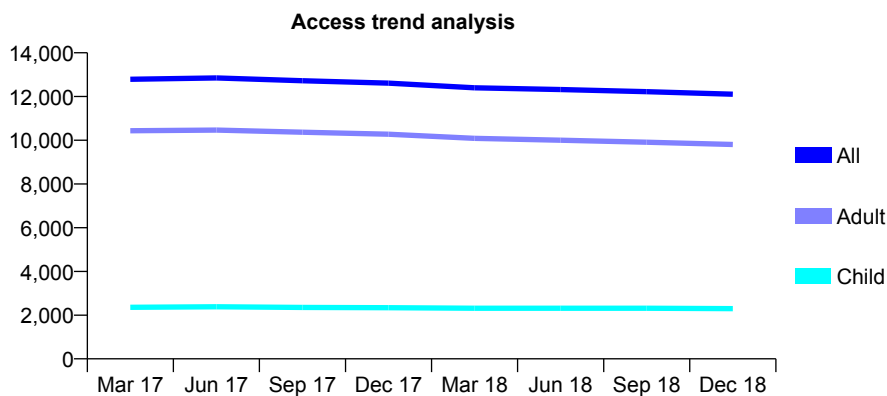
Q65 - Vital Signs At a Glance Contract Report for 187321/0001 - December 2018

Name or company name	Phoenix Dental Ltd.,
Contract type name	GDS Contract
Purpose of contract	General
Contract start date	01/05/2007
Contract end date	

18/19 Contracted general activity (UDA)	33,000
Carry forward general activity (UDA)	0
18/19 Contracted orthodontic activity (UOA)	0
Carry forward orthodontic activity (UOA)	0
Baseline contract value	£707,252.17

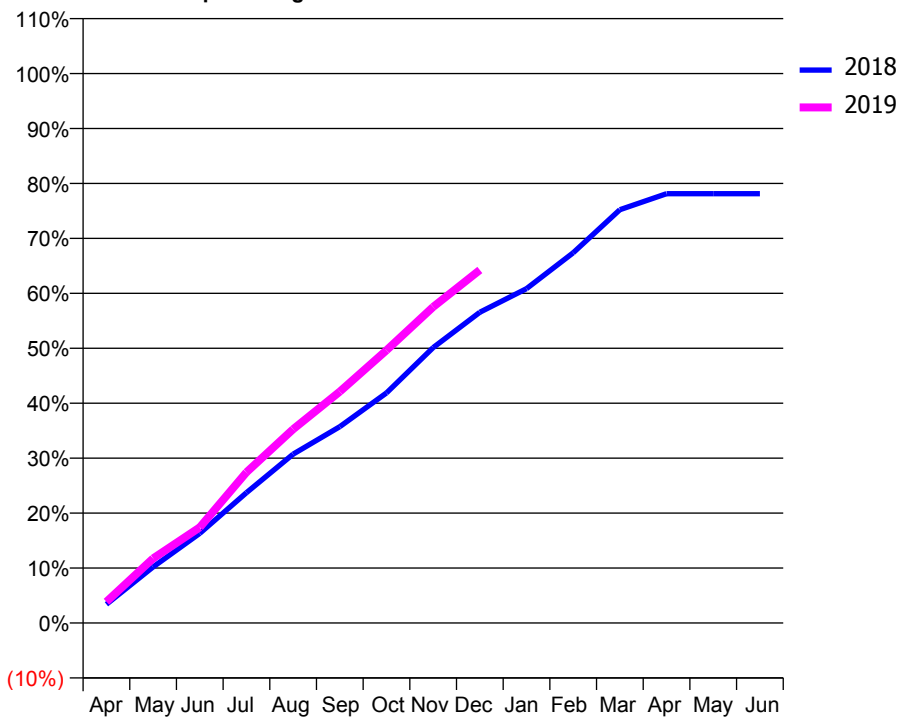
ACCESS*

Patients seen in 24 months	Total	Change since previous quarter
Quarter ending December 2017	12,613	
Quarter ending March 2018	12,400	↓
Quarter ending June 2018	12,321	→
Quarter ending September 2018	12,222	→
Quarter ending December 2018	12,105	→
Variance since December 2017	(4.0%)	↓



ACTIVITY

Cumulative percentage of contracted UDA delivered 2018 & 2019



Month	Adjusted Scheduled Activity (UDA)	
	2018	2019
April	1,347	1,277
May	4,032	3,880
June	6,458	5,746
July	9,377	9,052
August	12,157	11,640
September	14,129	13,894
October	16,558	16,384
November	19,818	18,986
December	22,362	21,201
January	24,061	
February	26,644	
March	29,747	
April	30,896	
May	30,892	
June	30,892	

QUALITY

	Quantity	Base Number	Contract	AT	Region	England
% of FP17s for the same patient ID Re-attending within 3 months - Children	122	2,510	4.9%	9.6%	11.3%	11.8%
% of FP17s for the same patient ID Re-attending within 3 months - Adults	888	10,066	8.8%	13.7%	15.3%	15.6%
% of FP17s for the same patient ID Re-attending between 3 & 9 months - Children	1,468	2,510	58.5%	61.8%	61.1%	58.8%
% of FP17s for the same patient ID Re-attending between 3 & 9 months - Adults	5,488	10,066	54.5%	53.1%	52.4%	51.0%
% of FP17s for Band 1 Urgent Courses	568	11,913	4.8%	8.6%	9.5%	9.0%
% of FP17s Relating to Free Repair or Replacements	37	11,913	0.3%	0.8%	0.7%	0.8%
% of FP17s Relating to Continuations	102	11,913	0.9%	1.0%	0.8%	0.9%
% of Patients satisfied with the dentistry they have received	10	10	100.0%	92.0%	93.1%	93.2%
% of Patients satisfied with the time they had to wait for an appointment	9	10	90.0%	90.4%	87.8%	88.3%

* This is based on patients treated on this contract for their most recent course of treatment. Figures in italics indicate the base number of FP17s or Patient Questionnaire responses are less than 100. N/A is shown where the base number of responses is less than 10 during the period. % is calculated as Quantity/Base number*100

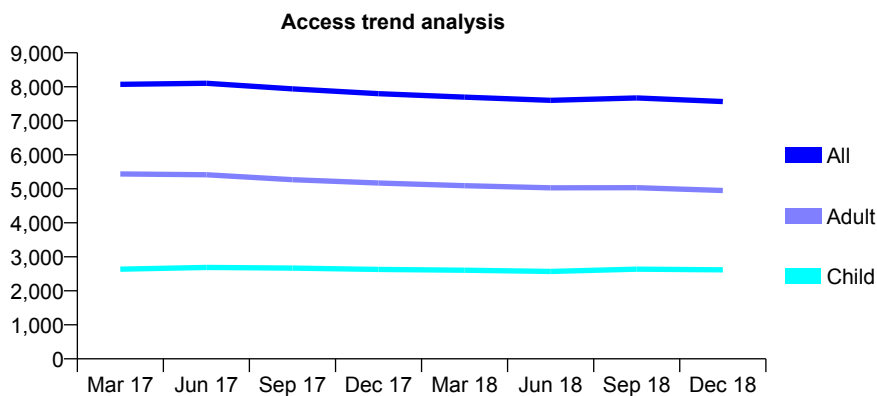
Q65 - Vital Signs At a Glance Contract Report for 187321/0002 - December 2018

Name or company name	Phoenix Dental Ltd.,
Contract type name	GDS Contract
Purpose of contract	General
Contract start date	01/04/2009
Contract end date	

18/19 Contracted general activity (UDA)	20,500
Carry forward general activity (UDA)	0
18/19 Contracted orthodontic activity (UOA)	0
Carry forward orthodontic activity (UOA)	0
Baseline contract value	£492,293.98

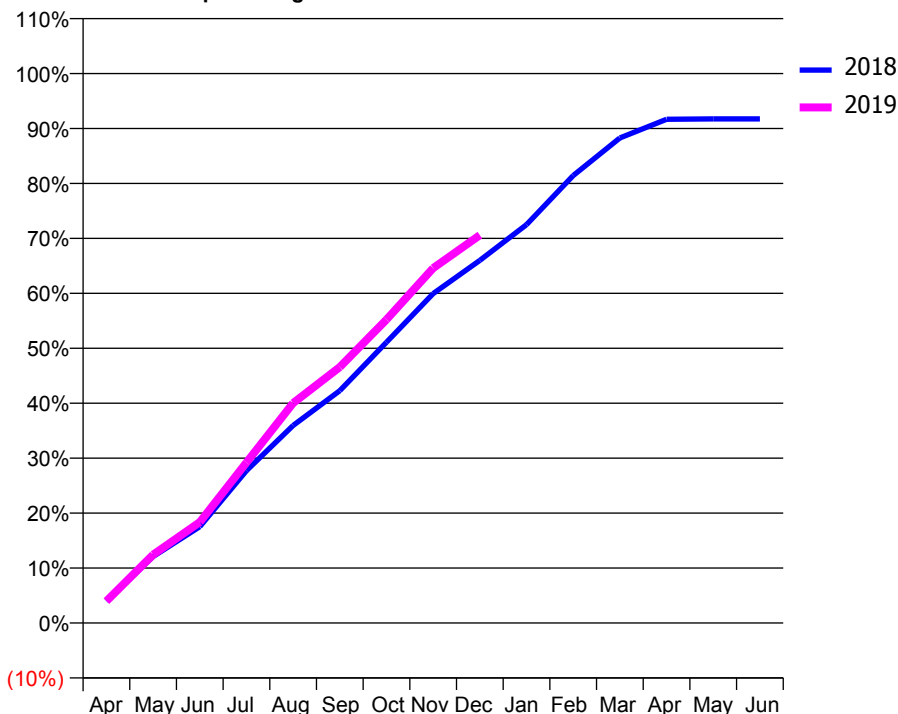
ACCESS*

Patients seen in 24 months	Total	Change since previous quarter
Quarter ending December 2017	7,797	
Quarter ending March 2018	7,695	↓
Quarter ending June 2018	7,600	↓
Quarter ending September 2018	7,671	→
Quarter ending December 2018	7,567	↓
Variance since December 2017	(2.9%)	↓



ACTIVITY

Cumulative percentage of contracted UDA delivered 2018 & 2019



Month	Adjusted Scheduled Activity (UDA)	
	2018	2019
April	821	818
May	2,480	2,548
June	3,596	3,764
July	5,686	5,985
August	7,369	8,206
September	8,668	9,551
October	10,475	11,320
November	12,292	13,240
December	13,527	14,467
January	14,864	
February	16,691	
March	18,095	
April	18,794	
May	18,805	
June	18,805	

QUALITY

	Quantity	Base Number	Contract	AT	Region	England
% of FP17s for the same patient ID Re-attending within 3 months - Children	185	3,119	5.9%	9.6%	11.3%	11.8%
% of FP17s for the same patient ID Re-attending within 3 months - Adults	561	4,942	11.4%	13.7%	15.3%	15.6%
% of FP17s for the same patient ID Re-attending between 3 & 9 months - Children	2,072	3,119	66.4%	61.8%	61.1%	58.8%
% of FP17s for the same patient ID Re-attending between 3 & 9 months - Adults	2,515	4,942	50.9%	53.1%	52.4%	51.0%
% of FP17s for Band 1 Urgent Courses	329	7,633	4.3%	8.6%	9.5%	9.0%
% of FP17s Relating to Free Repair or Replacements	34	7,633	0.4%	0.8%	0.7%	0.8%
% of FP17s Relating to Continuations	162	7,633	2.1%	1.0%	0.8%	0.9%
% of Patients satisfied with the dentistry they have received	6	6	N/A	92.0%	93.1%	93.2%
% of Patients satisfied with the time they had to wait for an appointment	6	6	N/A	90.4%	87.8%	88.3%

* This is based on patients treated on this contract for their most recent course of treatment. Figures in italics indicate the base number of FP17s or Patient Questionnaire responses are less than 100. N/A is shown where the base number of responses is less than 10 during the period. % is calculated as Quantity/Base number*100

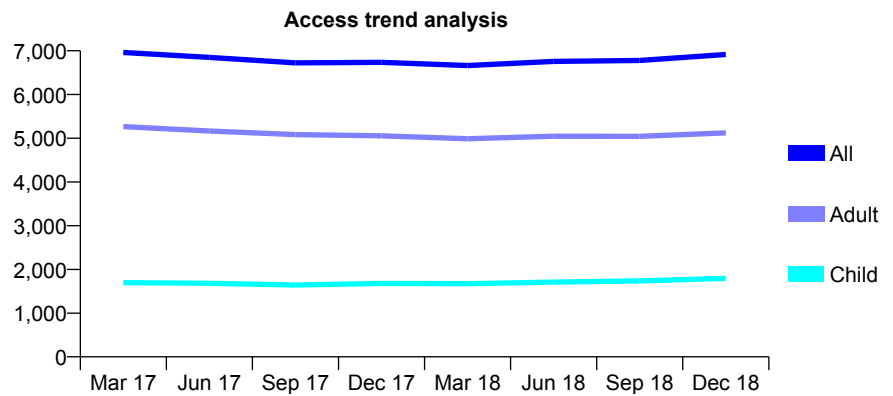
Q65 - Vital Signs At a Glance Contract Report for 187321/0003 - December 2018

Name or company name	Phoenix Dental Ltd.,
Contract type name	GDS Contract
Purpose of contract	General
Contract start date	25/10/2010
Contract end date	

18/19 Contracted general activity (UDA)	20,700
Carry forward general activity (UDA)	0
18/19 Contracted orthodontic activity (UOA)	0
Carry forward orthodontic activity (UOA)	0
Baseline contract value	£551,470.01

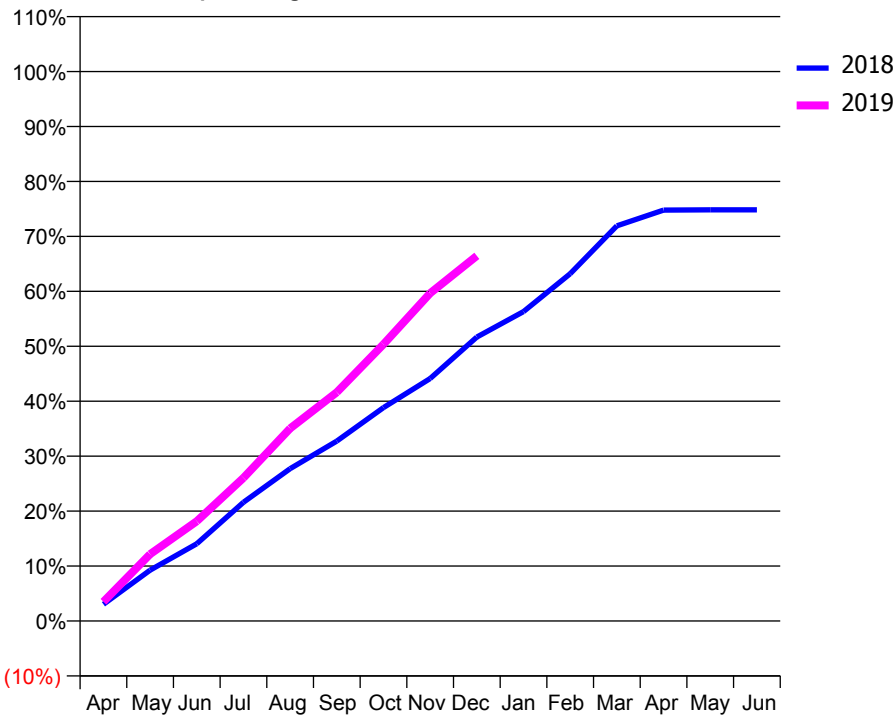
ACCESS*

Patients seen in 24 months	Total	Change since previous quarter
Quarter ending December 2017	6,736	
Quarter ending March 2018	6,662	↓
Quarter ending June 2018	6,756	→
Quarter ending September 2018	6,778	→
Quarter ending December 2018	6,916	↑
Variance since December 2017	2.7%	↑



ACTIVITY

Cumulative percentage of contracted UDA delivered 2018 & 2019



Month	Adjusted Scheduled Activity (UDA)	
	2018	2019
April	629	727
May	1,916	2,519
June	2,912	3,757
July	4,475	5,391
August	5,738	7,254
September	6,778	8,619
October	8,039	10,425
November	9,135	12,349
December	10,695	13,758
January	11,656	
February	13,081	
March	14,888	
April	15,479	
May	15,488	
June	15,488	

QUALITY

	Quantity	Base Number	Contract	AT	Region	England
% of FP17s for the same patient ID Re-attending within 3 months - Children	51	1,924	2.7%	9.6%	11.3%	11.8%
% of FP17s for the same patient ID Re-attending within 3 months - Adults	374	4,732	7.9%	13.7%	15.3%	15.6%
% of FP17s for the same patient ID Re-attending between 3 & 9 months - Children	1,084	1,924	56.3%	61.8%	61.1%	58.8%
% of FP17s for the same patient ID Re-attending between 3 & 9 months - Adults	1,971	4,732	41.7%	53.1%	52.4%	51.0%
% of FP17s for Band 1 Urgent Courses	227	6,410	3.5%	8.6%	9.5%	9.0%
% of FP17s Relating to Free Repair or Replacements	22	6,410	0.3%	0.8%	0.7%	0.8%
% of FP17s Relating to Continuations	75	6,410	1.2%	1.0%	0.8%	0.9%
% of Patients satisfied with the dentistry they have received	6	6	N/A	92.0%	93.1%	93.2%
% of Patients satisfied with the time they had to wait for an appointment	5	6	N/A	90.4%	87.8%	88.3%

* This is based on patients treated on this contract for their most recent course of treatment. Figures in italics indicate the base number of FP17s or Patient Questionnaire responses are less than 100. N/A is shown where the base number of responses is less than 10 during the period. % is calculated as Quantity/Base number*100

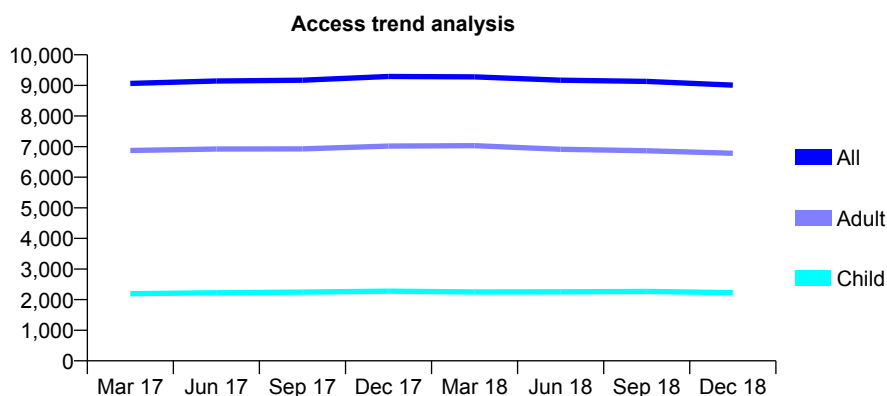
Q65 - Vital Signs At a Glance Contract Report for 190195/0007 - December 2018

Name or company name	Xeon Smiles UK Ltd
Contract type name	GDS Contract
Purpose of contract	General
Contract start date	01/11/2010
Contract end date	

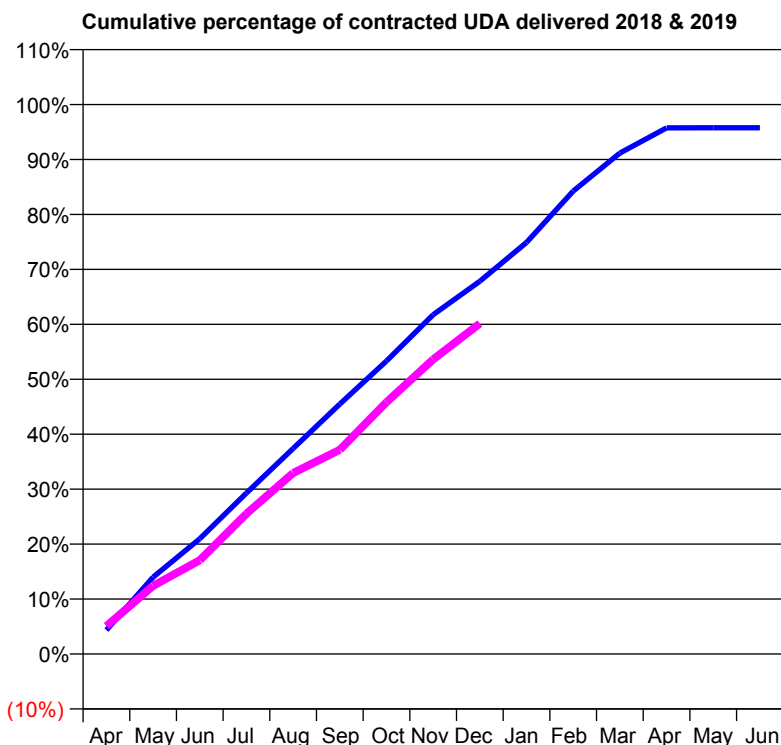
18/19 Contracted general activity (UDA)	31,772
Carry forward general activity (UDA)	0
18/19 Contracted orthodontic activity (UOA)	0
Carry forward orthodontic activity (UOA)	0
Baseline contract value	£818,425.59

ACCESS*

Patients seen in 24 months	Total	Change since previous quarter
Quarter ending December 2017	9,293	
Quarter ending March 2018	9,280	→
Quarter ending June 2018	9,168	↓
Quarter ending September 2018	9,132	→
Quarter ending December 2018	9,010	↓
Variance since December 2017	(3.0%)	↓



ACTIVITY



Month	Adjusted Scheduled Activity (UDA)	
	2018	2019
April	1,386	1,618
May	4,445	3,944
June	6,666	5,427
July	9,312	8,112
August	11,883	10,468
September	14,454	11,806
October	16,942	14,558
November	19,618	17,034
December	21,555	19,111
January	23,798	
February	26,767	
March	28,963	
April	30,424	
May	30,427	
June	30,428	

QUALITY

	Quantity	Base Number	Contract	AT	Region	England
% of FP17s for the same patient ID Re-attending within 3 months - Children	153	2,129	7.2%	9.6%	11.3%	11.8%
% of FP17s for the same patient ID Re-attending within 3 months - Adults	864	5,550	15.6%	13.7%	15.3%	15.6%
% of FP17s for the same patient ID Re-attending between 3 & 9 months - Children	1,090	2,129	51.2%	61.8%	61.1%	58.8%
% of FP17s for the same patient ID Re-attending between 3 & 9 months - Adults	2,267	5,550	40.8%	53.1%	52.4%	51.0%
% of FP17s for Band 1 Urgent Courses	1,050	7,136	14.7%	8.6%	9.5%	9.0%
% of FP17s Relating to Free Repair or Replacements	97	7,136	1.4%	0.8%	0.7%	0.8%
% of FP17s Relating to Continuations	41	7,136	0.6%	1.0%	0.8%	0.9%
% of Patients satisfied with the dentistry they have received	3	4	N/A	92.0%	93.1%	93.2%
% of Patients satisfied with the time they had to wait for an appointment	4	4	N/A	90.4%	87.8%	88.3%

* This is based on patients treated on this contract for their most recent course of treatment. Figures in italics indicate the base number of FP17s or Patient Questionnaire responses are less than 100. N/A is shown where the base number of responses is less than 10 during the period. % is calculated as Quantity/Base number*100

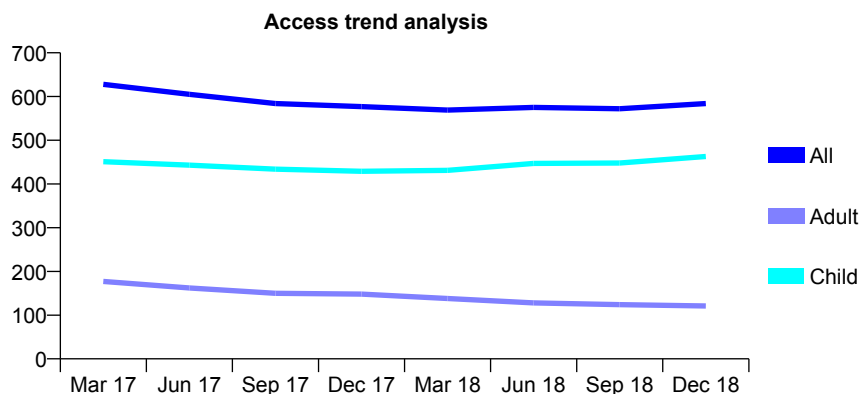
Q65 - Vital Signs At a Glance Contract Report for 190365/0001 - December 2018

Name or company name	Main Dental Partners
Contract type name	GDS Contract
Purpose of contract	General
Contract start date	01/03/2013
Contract end date	

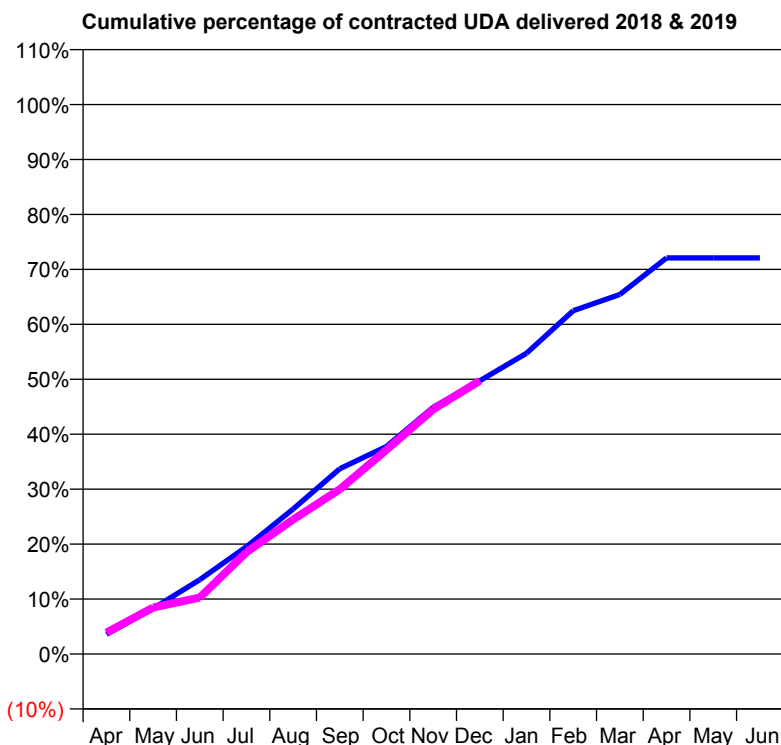
18/19 Contracted general activity (UDA)	1,600
Carry forward general activity (UDA)	0
18/19 Contracted orthodontic activity (UOA)	0
Carry forward orthodontic activity (UOA)	0
Baseline contract value	£36,711.94

ACCESS*

Patients seen in 24 months	Total	Change since previous quarter
Quarter ending December 2017	577	
Quarter ending March 2018	569	↓
Quarter ending June 2018	575	→
Quarter ending September 2018	572	→
Quarter ending December 2018	584	↑
Variance since December 2017	1.2%	→



ACTIVITY



Month	Adjusted Scheduled Activity (UDA)	
	2018	2019
April	57	62
May	133	135
June	216	164
July	312	297
August	422	392
September	539	480
October	604	595
November	719	712
December	796	796
January	876	
February	1,000	
March	1,047	
April	1,153	
May	1,153	
June	1,153	

QUALITY

	Quantity	Base Number	Contract	AT	Region	England
% of FP17s for the same patient ID Re-attending within 3 months - Children	26	550	4.7%	9.6%	11.3%	11.8%
% of FP17s for the same patient ID Re-attending within 3 months - Adults	7	77	9.1%	13.7%	15.3%	15.6%
% of FP17s for the same patient ID Re-attending between 3 & 9 months - Children	344	550	62.5%	61.8%	61.1%	58.8%
% of FP17s for the same patient ID Re-attending between 3 & 9 months - Adults	39	77	50.6%	53.1%	52.4%	51.0%
% of FP17s for Band 1 Urgent Courses	8	561	1.4%	8.6%	9.5%	9.0%
% of FP17s Relating to Free Repair or Replacements	0	561	0.0%	0.8%	0.7%	0.8%
% of FP17s Relating to Continuations	6	561	1.1%	1.0%	0.8%	0.9%
% of Patients satisfied with the dentistry they have received	0	0	N/A	92.0%	93.1%	93.2%
% of Patients satisfied with the time they had to wait for an appointment	0	0	N/A	90.4%	87.8%	88.3%

* This is based on patients treated on this contract for their most recent course of treatment. Figures in italics indicate the base number of FP17s or Patient Questionnaire responses are less than 100. N/A is shown where the base number of responses is less than 10 during the period. % is calculated as Quantity/Base number*100

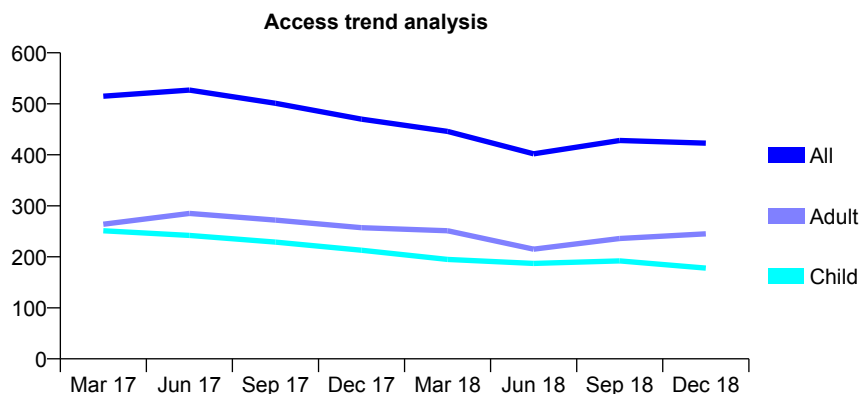
Q65 - Vital Signs At a Glance Contract Report for 192392/0001 - December 2018

Name or company name	Miss AJ Gorman
Contract type name	GDS Contract
Purpose of contract	General
Contract start date	15/05/2015
Contract end date	

18/19 Contracted general activity (UDA)	1,255
Carry forward general activity (UDA)	0
18/19 Contracted orthodontic activity (UOA)	0
Carry forward orthodontic activity (UOA)	0
Baseline contract value	£30,790.86

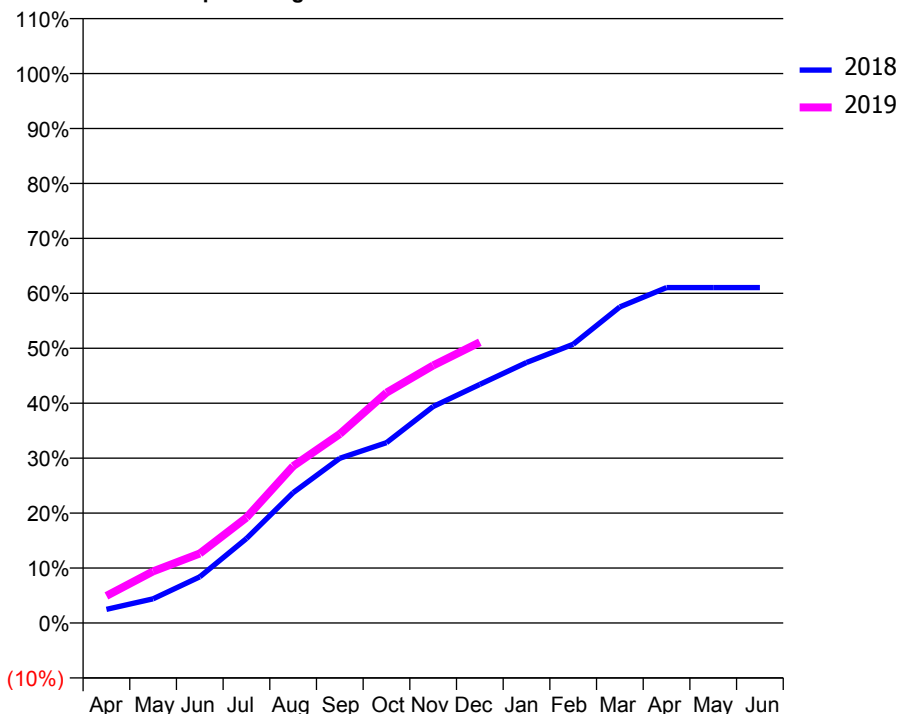
ACCESS*

Patients seen in 24 months	Total	Change since previous quarter
Quarter ending December 2017	470	
Quarter ending March 2018	446	↓
Quarter ending June 2018	402	↓
Quarter ending September 2018	428	↑
Quarter ending December 2018	423	↓
Variance since December 2017	(10.0%)	↓



ACTIVITY

Cumulative percentage of contracted UDA delivered 2018 & 2019



Month	Adjusted Scheduled Activity (UDA)	
	2018	2019
April	31	62
May	55	118
June	105	159
July	193	241
August	298	358
September	376	432
October	412	526
November	494	588
December	545	641
January	595	
February	637	
March	722	
April	766	
May	766	
June	766	

QUALITY

	Quantity	Base Number	Contract	AT	Region	England
% of FP17s for the same patient ID Re-attending within 3 months - Children	15	221	6.8%	9.6%	11.3%	11.8%
% of FP17s for the same patient ID Re-attending within 3 months - Adults	5	189	2.6%	13.7%	15.3%	15.6%
% of FP17s for the same patient ID Re-attending between 3 & 9 months - Children	104	221	47.1%	61.8%	61.1%	58.8%
% of FP17s for the same patient ID Re-attending between 3 & 9 months - Adults	28	189	14.8%	53.1%	52.4%	51.0%
% of FP17s for Band 1 Urgent Courses	107	382	28.0%	8.6%	9.5%	9.0%
% of FP17s Relating to Free Repair or Replacements	0	382	0.0%	0.8%	0.7%	0.8%
% of FP17s Relating to Continuations	0	382	0.0%	1.0%	0.8%	0.9%
% of Patients satisfied with the dentistry they have received	0	0	N/A	92.0%	93.1%	93.2%
% of Patients satisfied with the time they had to wait for an appointment	0	0	N/A	90.4%	87.8%	88.3%

* This is based on patients treated on this contract for their most recent course of treatment. Figures in italics indicate the base number of FP17s or Patient Questionnaire responses are less than 100. N/A is shown where the base number of responses is less than 10 during the period. % is calculated as Quantity/Base number*100

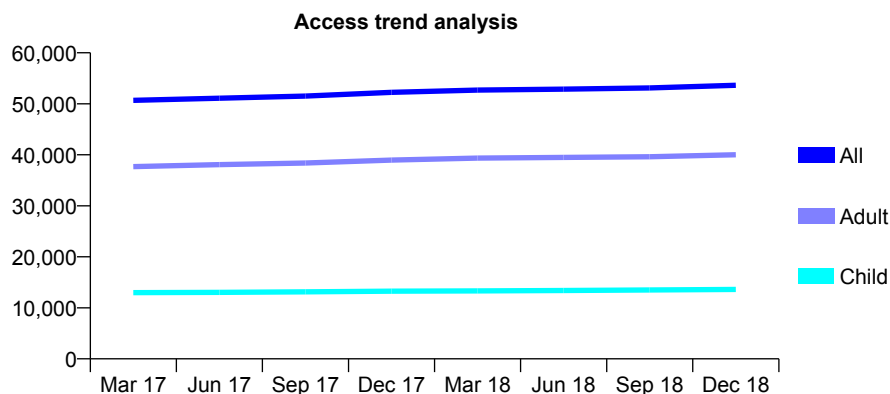
Q65 - Vital Signs At a Glance Contract Report for 196703/0001 - December 2018

Name or company name	D A & C Houston & Associates
Contract type name	GDS Contract
Purpose of contract	General
Contract start date	01/10/2013
Contract end date	

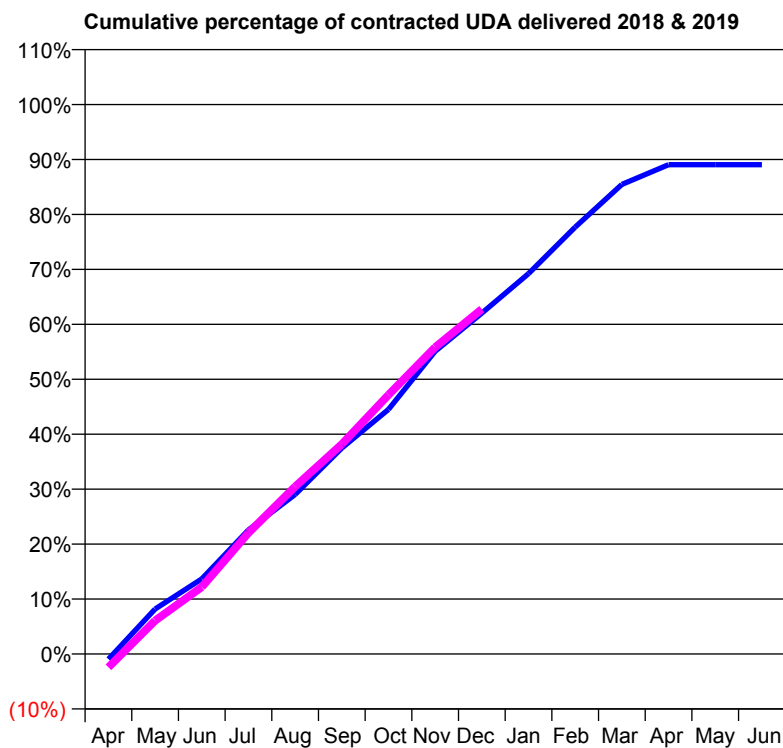
18/19 Contracted general activity (UDA)	169,449
Carry forward general activity (UDA)	11,040
18/19 Contracted orthodontic activity (UOA)	0
Carry forward orthodontic activity (UOA)	0
Baseline contract value	£4,341,845.93

ACCESS*

Patients seen in 24 months	Total	Change since previous quarter
Quarter ending December 2017	52,238	
Quarter ending March 2018	52,694	→
Quarter ending June 2018	52,878	→
Quarter ending September 2018	53,101	→
Quarter ending December 2018	53,629	→
Variance since December 2017	2.7%	↑



ACTIVITY



Month	Adjusted Scheduled Activity (UDA)	
	2018	2019
April	-1,725	-4,150
May	14,783	10,287
June	24,676	20,652
July	40,736	37,351
August	52,388	51,632
September	67,653	64,699
October	80,337	79,906
November	99,458	94,582
December	111,991	106,370
January	124,930	
February	140,230	
March	154,218	
April	160,712	
May	160,728	
June	160,710	

QUALITY

	Quantity	Base Number	Contract	AT	Region	England
% of FP17s for the same patient ID Re-attending within 3 months - Children	1,189	16,795	7.1%	9.6%	11.3%	11.8%
% of FP17s for the same patient ID Re-attending within 3 months - Adults	6,928	46,577	14.9%	13.7%	15.3%	15.6%
% of FP17s for the same patient ID Re-attending between 3 & 9 months - Children	11,418	16,795	68.0%	61.8%	61.1%	58.8%
% of FP17s for the same patient ID Re-attending between 3 & 9 months - Adults	29,548	46,577	63.4%	53.1%	52.4%	51.0%
% of FP17s for Band 1 Urgent Courses	5,182	56,444	9.2%	8.6%	9.5%	9.0%
% of FP17s Relating to Free Repair or Replacements	611	56,444	1.1%	0.8%	0.7%	0.8%
% of FP17s Relating to Continuations	1,013	56,444	1.8%	1.0%	0.8%	0.9%
% of Patients satisfied with the dentistry they have received	47	49	95.9%	92.0%	93.1%	93.2%
% of Patients satisfied with the time they had to wait for an appointment	48	49	98.0%	90.4%	87.8%	88.3%

* This is based on patients treated on this contract for their most recent course of treatment. Figures in italics indicate the base number of FP17s or Patient Questionnaire responses are less than 100. N/A is shown where the base number of responses is less than 10 during the period. % is calculated as Quantity/Base number*100

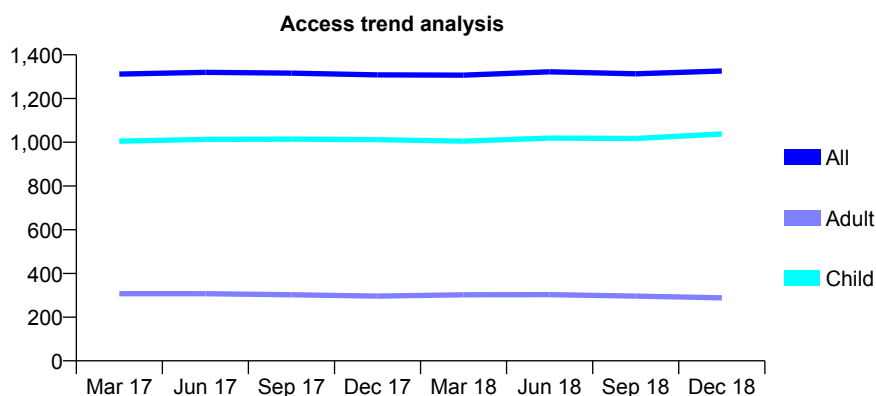
Q65 - Vital Signs At a Glance Contract Report for 197963/0001 - December 2018

Name or company name	Linden House Dental Practice
Contract type name	GDS Contract
Purpose of contract	General and Orthodontic
Contract start date	01/02/2011
Contract end date	

18/19 Contracted general activity (UDA)	3,702
Carry forward general activity (UDA)	0
18/19 Contracted orthodontic activity (UOA)	472
Carry forward orthodontic activity (UOA)	9
Baseline contract value	£121,709.44

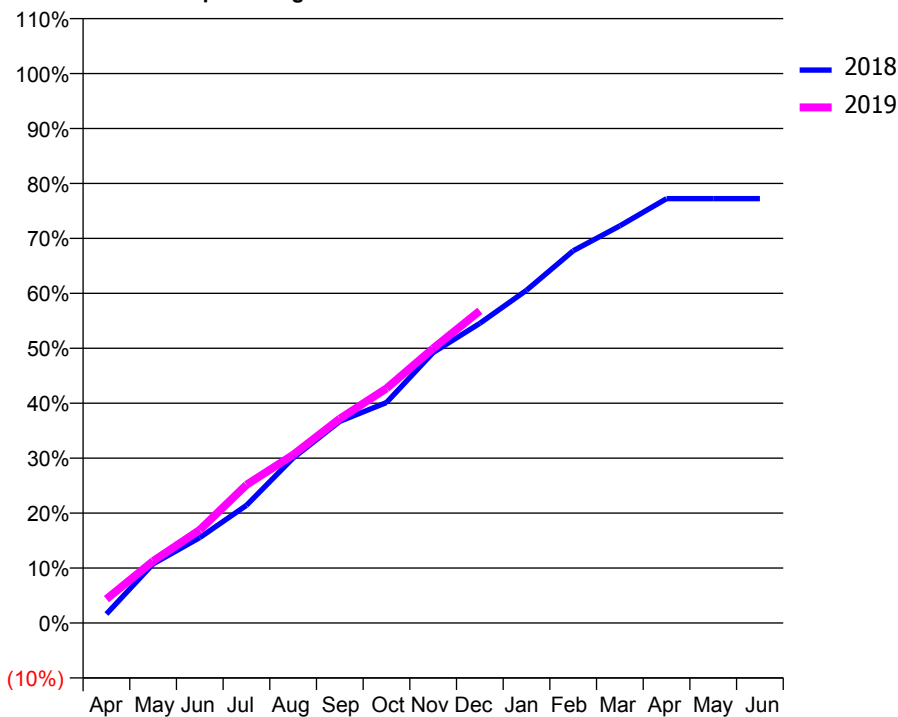
ACCESS*

Patients seen in 24 months	Total	Change since previous quarter
Quarter ending December 2017	1,308	
Quarter ending March 2018	1,307	→
Quarter ending June 2018	1,322	→
Quarter ending September 2018	1,313	→
Quarter ending December 2018	1,326	→
Variance since December 2017	1.4%	→



ACTIVITY

Cumulative percentage of contracted UDA delivered 2018 & 2019



Month	Adjusted Scheduled Activity (UDA)	
	2018	2019
April	61	161
May	399	417
June	576	628
July	793	931
August	1,111	1,133
September	1,359	1,376
October	1,486	1,581
November	1,822	1,850
December	2,019	2,104
January	2,242	
February	2,508	
March	2,676	
April	2,859	
May	2,859	
June	2,859	

QUALITY

	Quantity	Base Number	Contract	AT	Region	England
% of FP17s for the same patient ID Re-attending within 3 months - Children	117	1,346	8.7%	9.6%	11.3%	11.8%
% of FP17s for the same patient ID Re-attending within 3 months - Adults	26	190	13.7%	13.7%	15.3%	15.6%
% of FP17s for the same patient ID Re-attending between 3 & 9 months - Children	901	1,346	66.9%	61.8%	61.1%	58.8%
% of FP17s for the same patient ID Re-attending between 3 & 9 months - Adults	129	190	67.9%	53.1%	52.4%	51.0%
% of FP17s for Band 1 Urgent Courses	28	1,356	2.1%	8.6%	9.5%	9.0%
% of FP17s Relating to Free Repair or Replacements	0	1,356	0.0%	0.8%	0.7%	0.8%
% of FP17s Relating to Continuations	0	1,356	0.0%	1.0%	0.8%	0.9%
% of Patients satisfied with the dentistry they have received	0	0	N/A	92.0%	93.1%	93.2%
% of Patients satisfied with the time they had to wait for an appointment	0	0	N/A	90.4%	87.8%	88.3%

* This is based on patients treated on this contract for their most recent course of treatment. Figures in italics indicate the base number of FP17s or Patient Questionnaire responses are less than 100. N/A is shown where the base number of responses is less than 10 during the period. % is calculated as Quantity/Base number*100

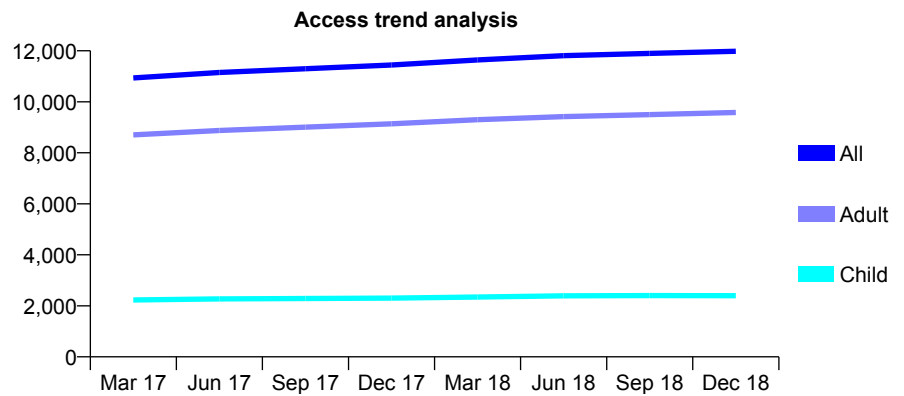
Q65 - Vital Signs At a Glance Contract Report for 198587/0001 - December 2018

Name or company name	Cheddar Dental Practice
Contract type name	GDS Contract
Purpose of contract	General
Contract start date	01/08/2014
Contract end date	

18/19 Contracted general activity (UDA)	29,758
Carry forward general activity (UDA)	1,500
18/19 Contracted orthodontic activity (UOA)	0
Carry forward orthodontic activity (UOA)	0
Baseline contract value	£670,392.33

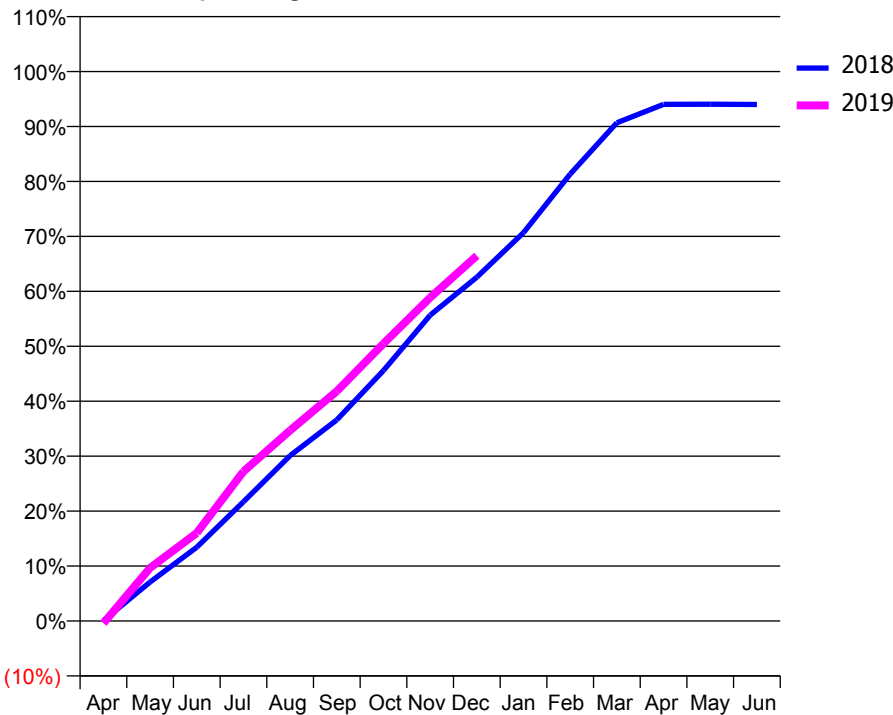
ACCESS*

Patients seen in 24 months	Total	Change since previous quarter
Quarter ending December 2017	11,441	
Quarter ending March 2018	11,640	→
Quarter ending June 2018	11,809	→
Quarter ending September 2018	11,897	→
Quarter ending December 2018	11,981	→
Variance since December 2017	4.7%	↑



ACTIVITY

Cumulative percentage of contracted UDA delivered 2018 & 2019



Month	Adjusted Scheduled Activity (UDA)	
	2018	2019
April	25	-125
May	2,216	2,875
June	4,196	4,768
July	6,783	8,100
August	9,410	10,321
September	11,443	12,443
October	14,252	15,024
November	17,397	17,516
December	19,560	19,781
January	22,093	
February	25,422	
March	28,345	
April	29,390	
May	29,398	
June	29,381	

QUALITY

	Quantity	Base Number	Contract	AT	Region	England
% of FP17s for the same patient ID Re-attending within 3 months - Children	218	3,040	7.2%	9.6%	11.3%	11.8%
% of FP17s for the same patient ID Re-attending within 3 months - Adults	1,437	10,261	14.0%	13.7%	15.3%	15.6%
% of FP17s for the same patient ID Re-attending between 3 & 9 months - Children	2,169	3,040	71.3%	61.8%	61.1%	58.8%
% of FP17s for the same patient ID Re-attending between 3 & 9 months - Adults	4,660	10,261	45.4%	53.1%	52.4%	51.0%
% of FP17s for Band 1 Urgent Courses	957	11,289	8.5%	8.6%	9.5%	9.0%
% of FP17s Relating to Free Repair or Replacements	124	11,289	1.1%	0.8%	0.7%	0.8%
% of FP17s Relating to Continuations	86	11,289	0.8%	1.0%	0.8%	0.9%
% of Patients satisfied with the dentistry they have received	11	12	91.7%	92.0%	93.1%	93.2%
% of Patients satisfied with the time they had to wait for an appointment	12	12	100.0%	90.4%	87.8%	88.3%

* This is based on patients treated on this contract for their most recent course of treatment. Figures in italics indicate the base number of FP17s or Patient Questionnaire responses are less than 100. N/A is shown where the base number of responses is less than 10 during the period. % is calculated as Quantity/Base number*100

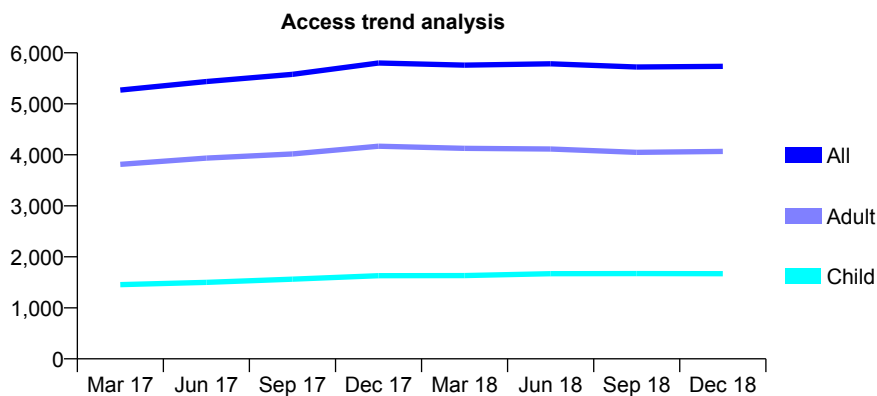
Q65 - Vital Signs At a Glance Contract Report for 199311/0001 - December 2018

Name or company name	Watersedge Blue Ltd
Contract type name	GDS Contract
Purpose of contract	General
Contract start date	01/09/2010
Contract end date	

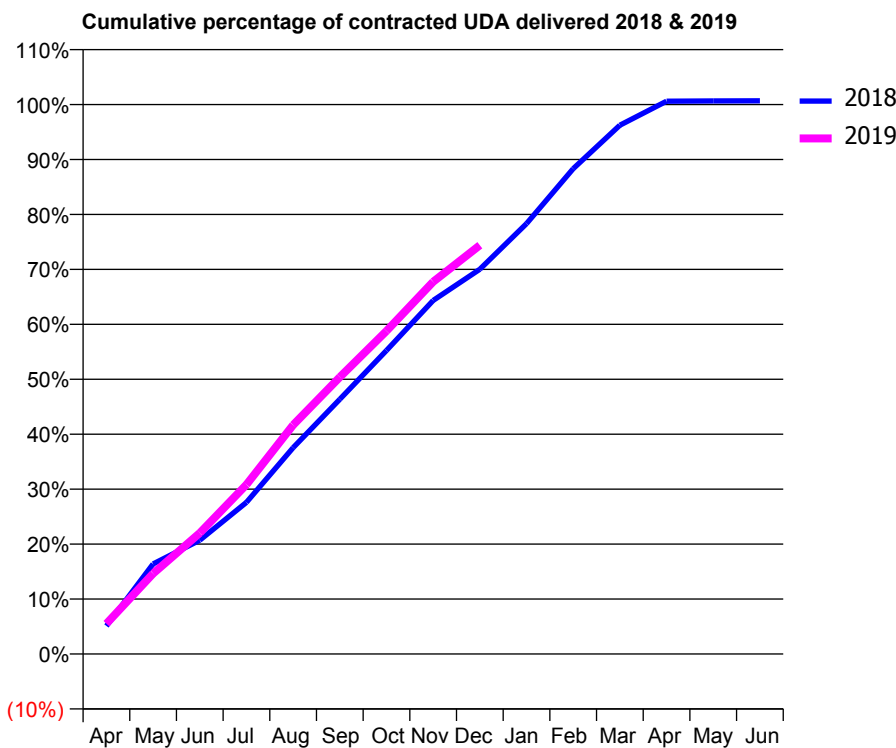
18/19 Contracted general activity (UDA)	14,000
Carry forward general activity (UDA)	-94
18/19 Contracted orthodontic activity (UOA)	0
Carry forward orthodontic activity (UOA)	0
Baseline contract value	£374,934.03

ACCESS*

Patients seen in 24 months	Total	Change since previous quarter
Quarter ending December 2017	5,799	
Quarter ending March 2018	5,759	→
Quarter ending June 2018	5,785	→
Quarter ending September 2018	5,721	↓
Quarter ending December 2018	5,735	→
Variance since December 2017	(1.1%)	↓



ACTIVITY



Month	Adjusted Scheduled Activity (UDA)	
	2018	2019
April	716	773
May	2,294	2,049
June	2,901	3,083
July	3,866	4,317
August	5,257	5,834
September	6,491	7,055
October	7,735	8,231
November	9,009	9,484
December	9,802	10,414
January	10,965	
February	12,364	
March	13,473	
April	14,082	
May	14,091	
June	14,094	

QUALITY

	Quantity	Base Number	Contract	AT	Region	England
% of FP17s for the same patient ID Re-attending within 3 months - Children	212	1,879	11.3%	9.6%	11.3%	11.8%
% of FP17s for the same patient ID Re-attending within 3 months - Adults	495	3,835	12.9%	13.7%	15.3%	15.6%
% of FP17s for the same patient ID Re-attending between 3 & 9 months - Children	978	1,879	52.0%	61.8%	61.1%	58.8%
% of FP17s for the same patient ID Re-attending between 3 & 9 months - Adults	1,869	3,835	48.7%	53.1%	52.4%	51.0%
% of FP17s for Band 1 Urgent Courses	235	4,822	4.9%	8.6%	9.5%	9.0%
% of FP17s Relating to Free Repair or Replacements	59	4,822	1.2%	0.8%	0.7%	0.8%
% of FP17s Relating to Continuations	65	4,822	1.3%	1.0%	0.8%	0.9%
% of Patients satisfied with the dentistry they have received	5	5	N/A	92.0%	93.1%	93.2%
% of Patients satisfied with the time they had to wait for an appointment	5	5	N/A	90.4%	87.8%	88.3%

* This is based on patients treated on this contract for their most recent course of treatment. Figures in italics indicate the base number of FP17s or Patient Questionnaire responses are less than 100. N/A is shown where the base number of responses is less than 10 during the period. % is calculated as Quantity/Base number*100

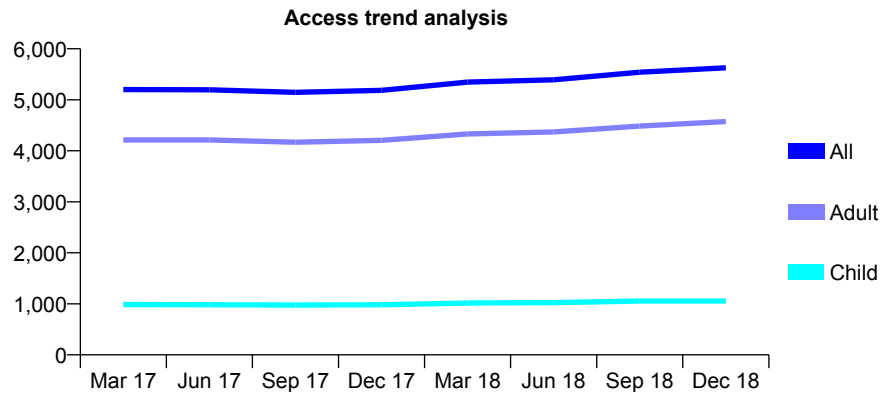
Q65 - Vital Signs At a Glance Contract Report for 199311/0002 - December 2018

Name or company name	Watersedge Blue Ltd
Contract type name	GDS Contract
Purpose of contract	General
Contract start date	01/04/2013
Contract end date	

18/19 Contracted general activity (UDA)	18,000
Carry forward general activity (UDA)	375
18/19 Contracted orthodontic activity (UOA)	0
Carry forward orthodontic activity (UOA)	0
Baseline contract value	£548,535.94

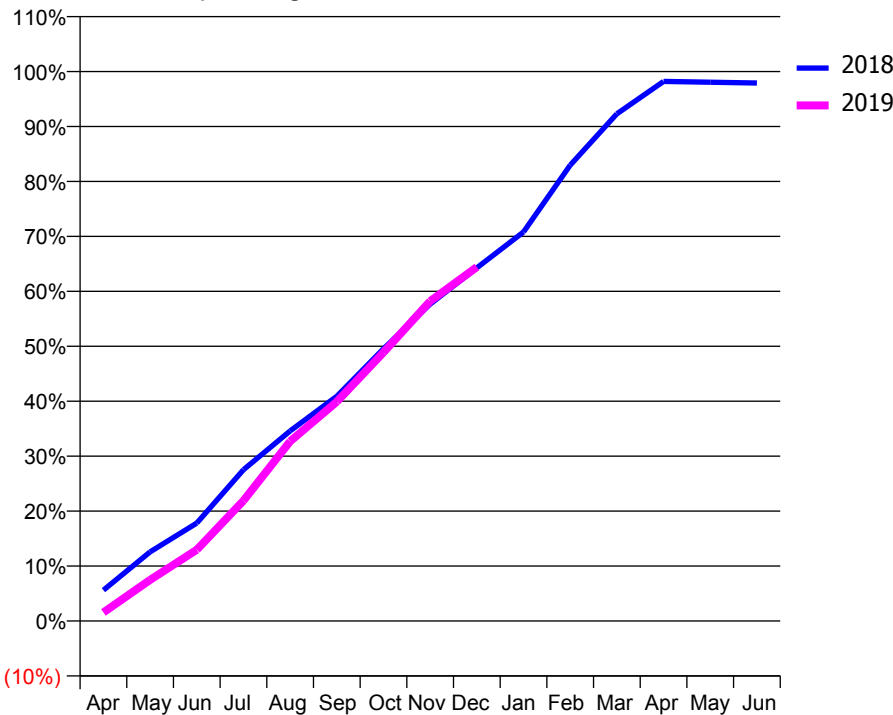
ACCESS*

Patients seen in 24 months	Total	Change since previous quarter
Quarter ending December 2017	5,185	
Quarter ending March 2018	5,347	↑
Quarter ending June 2018	5,393	→
Quarter ending September 2018	5,541	↑
Quarter ending December 2018	5,628	→
Variance since December 2017	8.5%	↑



ACTIVITY

Cumulative percentage of contracted UDA delivered 2018 & 2019



Month	Adjusted Scheduled Activity (UDA)	
	2018	2019
April	1,012	282
May	2,263	1,346
June	3,207	2,337
July	4,955	3,943
August	6,227	5,884
September	7,363	7,185
October	8,919	8,799
November	10,379	10,477
December	11,569	11,594
January	12,745	
February	14,930	
March	16,614	
April	17,676	
May	17,648	
June	17,625	

QUALITY

	Quantity	Base Number	Contract	AT	Region	England
% of FP17s for the same patient ID Re-attending within 3 months - Children	71	936	7.6%	9.6%	11.3%	11.8%
% of FP17s for the same patient ID Re-attending within 3 months - Adults	851	4,857	17.5%	13.7%	15.3%	15.6%
% of FP17s for the same patient ID Re-attending between 3 & 9 months - Children	439	936	46.9%	61.8%	61.1%	58.8%
% of FP17s for the same patient ID Re-attending between 3 & 9 months - Adults	2,482	4,857	51.1%	53.1%	52.4%	51.0%
% of FP17s for Band 1 Urgent Courses	426	5,463	7.8%	8.6%	9.5%	9.0%
% of FP17s Relating to Free Repair or Replacements	91	5,463	1.7%	0.8%	0.7%	0.8%
% of FP17s Relating to Continuations	98	5,463	1.8%	1.0%	0.8%	0.9%
% of Patients satisfied with the dentistry they have received	12	12	100.0%	92.0%	93.1%	93.2%
% of Patients satisfied with the time they had to wait for an appointment	11	12	91.7%	90.4%	87.8%	88.3%

* This is based on patients treated on this contract for their most recent course of treatment. Figures in italics indicate the base number of FP17s or Patient Questionnaire responses are less than 100. N/A is shown where the base number of responses is less than 10 during the period. % is calculated as Quantity/Base number*100

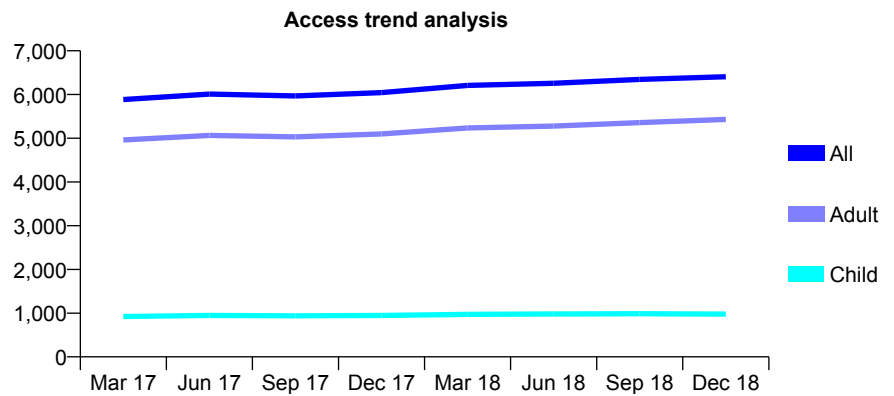
Q65 - Vital Signs At a Glance Contract Report for 199311/0003 - December 2018

Name or company name	Watersedge Blue Ltd
Contract type name	GDS Contract
Purpose of contract	General
Contract start date	01/04/2013
Contract end date	

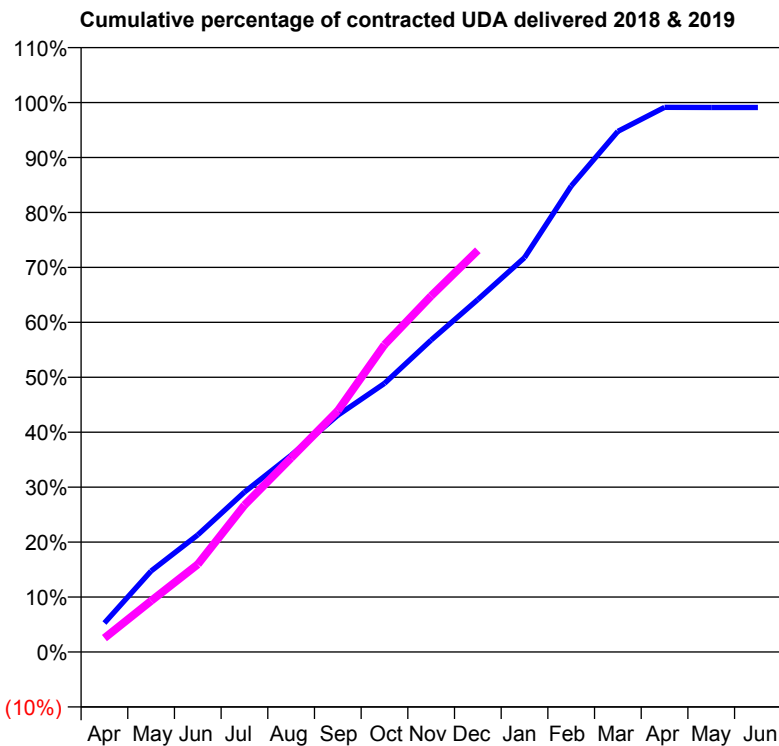
18/19 Contracted general activity (UDA)	19,322
Carry forward general activity (UDA)	173
18/19 Contracted orthodontic activity (UOA)	0
Carry forward orthodontic activity (UOA)	0
Baseline contract value	£588,822.85

ACCESS*

Patients seen in 24 months	Total	Change since previous quarter
Quarter ending December 2017	6,045	
Quarter ending March 2018	6,208	↑
Quarter ending June 2018	6,258	→
Quarter ending September 2018	6,347	→
Quarter ending December 2018	6,408	→
Variance since December 2017	6.0%	↑



ACTIVITY



Month	Adjusted Scheduled Activity (UDA)	
	2018	2019
April	1,020	488
May	2,847	1,798
June	4,118	3,083
July	5,622	5,163
August	6,920	6,822
September	8,324	8,483
October	9,446	10,807
November	10,971	12,522
December	12,394	14,125
January	13,867	
February	16,387	
March	18,308	
April	19,152	
May	19,149	
June	19,149	

QUALITY

	Quantity	Base Number	Contract	AT	Region	England
% of FP17s for the same patient ID Re-attending within 3 months - Children	62	780	7.9%	9.6%	11.3%	11.8%
% of FP17s for the same patient ID Re-attending within 3 months - Adults	864	5,187	16.7%	13.7%	15.3%	15.6%
% of FP17s for the same patient ID Re-attending between 3 & 9 months - Children	290	780	37.2%	61.8%	61.1%	58.8%
% of FP17s for the same patient ID Re-attending between 3 & 9 months - Adults	2,358	5,187	45.5%	53.1%	52.4%	51.0%
% of FP17s for Band 1 Urgent Courses	537	5,257	10.2%	8.6%	9.5%	9.0%
% of FP17s Relating to Free Repair or Replacements	51	5,257	1.0%	0.8%	0.7%	0.8%
% of FP17s Relating to Continuations	108	5,257	2.1%	1.0%	0.8%	0.9%
% of Patients satisfied with the dentistry they have received	11	14	78.6%	92.0%	93.1%	93.2%
% of Patients satisfied with the time they had to wait for an appointment	11	14	78.6%	90.4%	87.8%	88.3%

* This is based on patients treated on this contract for their most recent course of treatment. Figures in italics indicate the base number of FP17s or Patient Questionnaire responses are less than 100. N/A is shown where the base number of responses is less than 10 during the period. % is calculated as Quantity/Base number*100

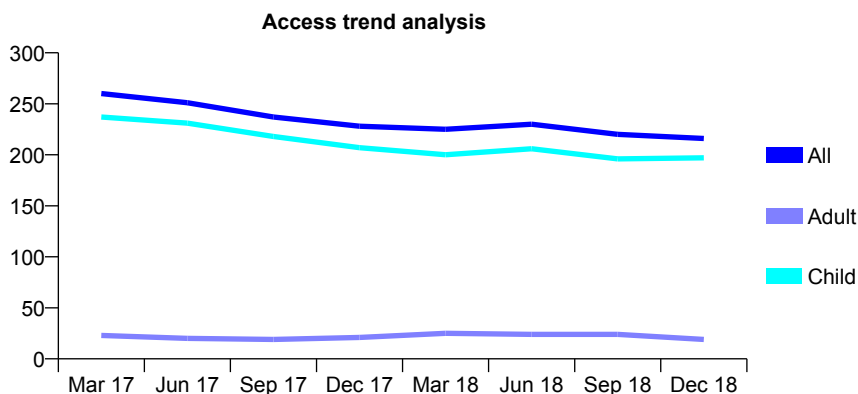
Q65 - Vital Signs At a Glance Contract Report for 199397/0001 - December 2018

Name or company name	Stoke Bishop Dental Centre
Contract type name	GDS Contract
Purpose of contract	General
Contract start date	01/04/2012
Contract end date	

18/19 Contracted general activity (UDA)	378
Carry forward general activity (UDA)	0
18/19 Contracted orthodontic activity (UOA)	0
Carry forward orthodontic activity (UOA)	0
Baseline contract value	£8,685.90

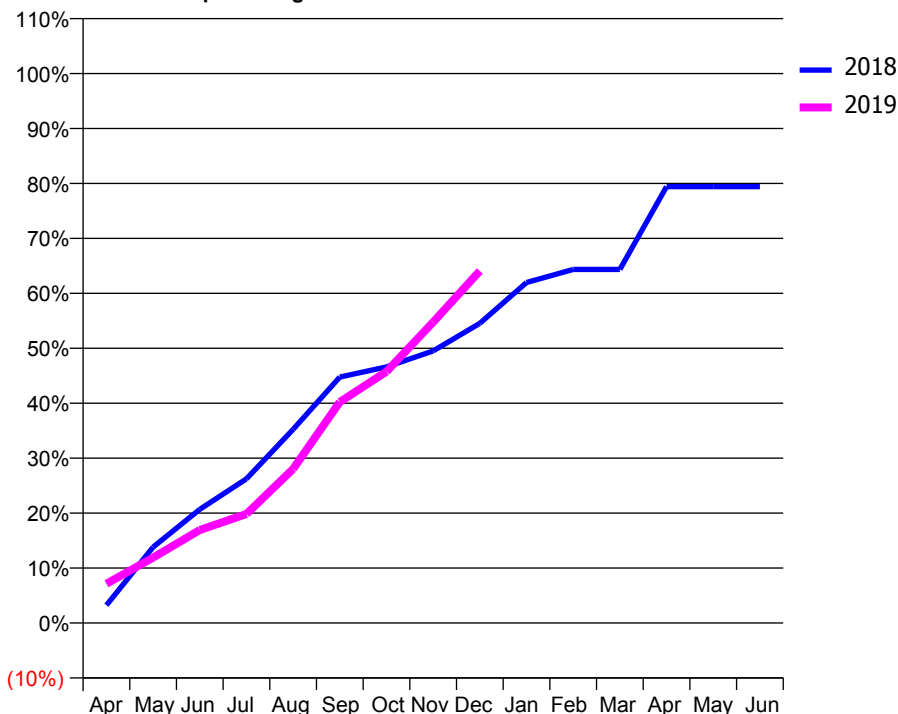
ACCESS*

Patients seen in 24 months	Total	Change since previous quarter
Quarter ending December 2017	228	
Quarter ending March 2018	225	↓
Quarter ending June 2018	230	↑
Quarter ending September 2018	220	↓
Quarter ending December 2018	216	↓
Variance since December 2017	(5.3%)	↓



ACTIVITY

Cumulative percentage of contracted UDA delivered 2018 & 2019



Month	Adjusted Scheduled Activity (UDA)	
	2018	2019
April	12	27
May	52	45
June	78	64
July	99	75
August	133	106
September	169	152
October	176	173
November	187	207
December	206	242
January	234	
February	243	
March	243	
April	300	
May	300	
June	300	

QUALITY

	Quantity	Base Number	Contract	AT	Region	England
% of FP17s for the same patient ID Re-attending within 3 months - Children	8	262	3.1%	9.6%	11.3%	11.8%
% of FP17s for the same patient ID Re-attending within 3 months - Adults	0	0	N/A	13.7%	15.3%	15.6%
% of FP17s for the same patient ID Re-attending between 3 & 9 months - Children	154	262	58.8%	61.8%	61.1%	58.8%
% of FP17s for the same patient ID Re-attending between 3 & 9 months - Adults	0	0	N/A	53.1%	52.4%	51.0%
% of FP17s for Band 1 Urgent Courses	1	209	0.5%	8.6%	9.5%	9.0%
% of FP17s Relating to Free Repair or Replacements	0	209	0.0%	0.8%	0.7%	0.8%
% of FP17s Relating to Continuations	1	209	0.5%	1.0%	0.8%	0.9%
% of Patients satisfied with the dentistry they have received	1	1	N/A	92.0%	93.1%	93.2%
% of Patients satisfied with the time they had to wait for an appointment	1	1	N/A	90.4%	87.8%	88.3%

* This is based on patients treated on this contract for their most recent course of treatment. Figures in italics indicate the base number of FP17s or Patient Questionnaire responses are less than 100. N/A is shown where the base number of responses is less than 10 during the period. % is calculated as Quantity/Base number*100

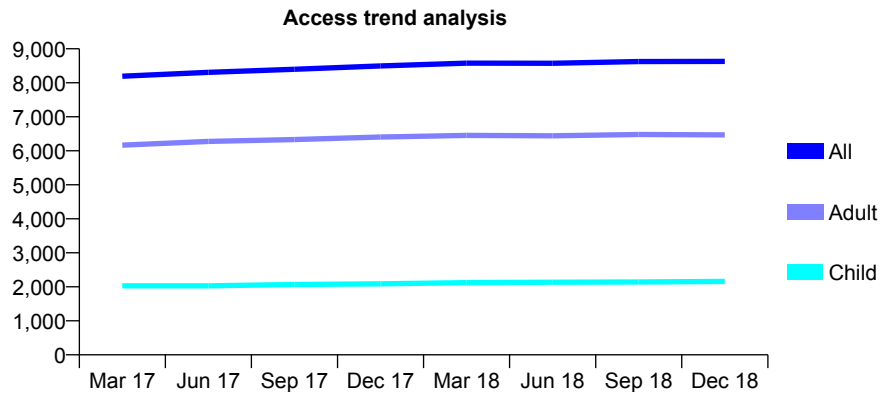
Q65 - Vital Signs At a Glance Contract Report for 199419/0001 - December 2018

Name or company name	Apple Practice Limited
Contract type name	GDS Contract
Purpose of contract	General
Contract start date	01/04/2011
Contract end date	

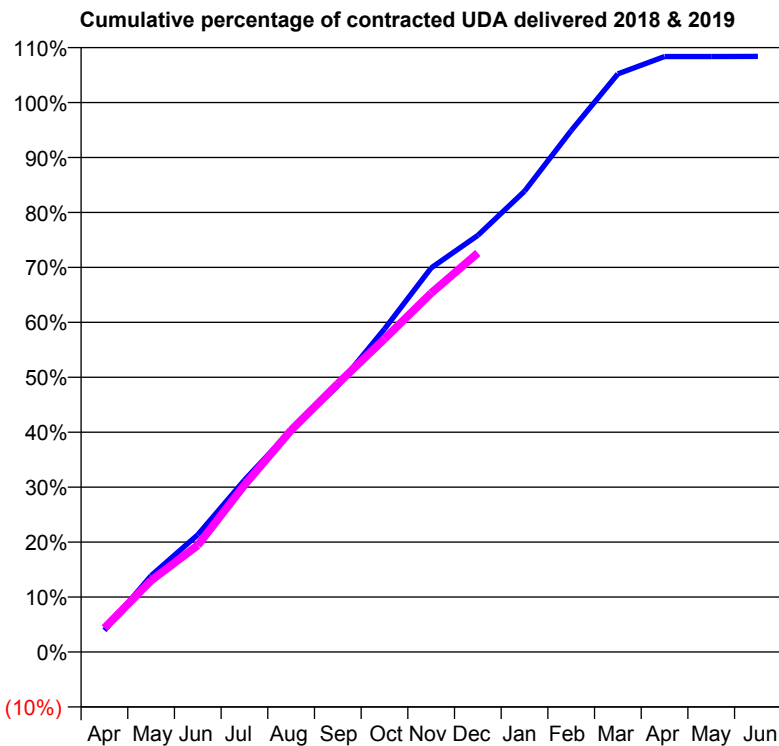
18/19 Contracted general activity (UDA)	21,776
Carry forward general activity (UDA)	0
18/19 Contracted orthodontic activity (UOA)	0
Carry forward orthodontic activity (UOA)	0
Baseline contract value	£585,576.67

ACCESS*

Patients seen in 24 months	Total	Change since previous quarter
Quarter ending December 2017	8,496	
Quarter ending March 2018	8,577	→
Quarter ending June 2018	8,574	→
Quarter ending September 2018	8,625	→
Quarter ending December 2018	8,630	→
Variance since December 2017	1.6%	→



ACTIVITY



Month	Adjusted Scheduled Activity (UDA)	
	2018	2019
April	858	946
May	3,025	2,836
June	4,647	4,232
July	6,815	6,617
August	8,783	8,790
September	10,549	10,637
October	12,800	12,412
November	15,221	14,225
December	16,512	15,814
January	18,260	
February	20,663	
March	22,912	
April	23,595	
May	23,597	
June	23,603	

QUALITY

	Quantity	Base Number	Contract	AT	Region	England
% of FP17s for the same patient ID Re-attending within 3 months - Children	185	2,408	7.7%	9.6%	11.3%	11.8%
% of FP17s for the same patient ID Re-attending within 3 months - Adults	807	6,489	12.4%	13.7%	15.3%	15.6%
% of FP17s for the same patient ID Re-attending between 3 & 9 months - Children	1,395	2,408	57.9%	61.8%	61.1%	58.8%
% of FP17s for the same patient ID Re-attending between 3 & 9 months - Adults	3,486	6,489	53.7%	53.1%	52.4%	51.0%
% of FP17s for Band 1 Urgent Courses	560	8,475	6.6%	8.6%	9.5%	9.0%
% of FP17s Relating to Free Repair or Replacements	120	8,475	1.4%	0.8%	0.7%	0.8%
% of FP17s Relating to Continuations	43	8,475	0.5%	1.0%	0.8%	0.9%
% of Patients satisfied with the dentistry they have received	1	1	N/A	92.0%	93.1%	93.2%
% of Patients satisfied with the time they had to wait for an appointment	1	1	N/A	90.4%	87.8%	88.3%

* This is based on patients treated on this contract for their most recent course of treatment. Figures in italics indicate the base number of FP17s or Patient Questionnaire responses are less than 100. N/A is shown where the base number of responses is less than 10 during the period. % is calculated as Quantity/Base number*100

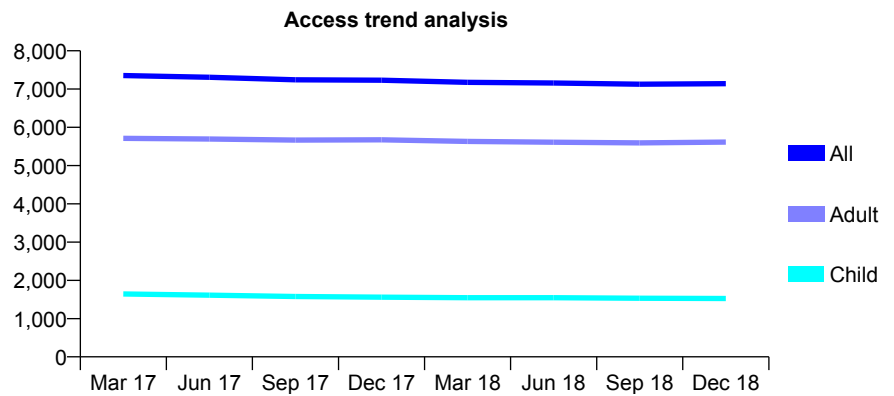
Q65 - Vital Signs At a Glance Contract Report for 199419/0002 - December 2018

Name or company name	Apple Practice Limited
Contract type name	GDS Contract
Purpose of contract	General
Contract start date	01/04/2011
Contract end date	

18/19 Contracted general activity (UDA)	20,410
Carry forward general activity (UDA)	0
18/19 Contracted orthodontic activity (UOA)	0
Carry forward orthodontic activity (UOA)	0
Baseline contract value	£581,675.80

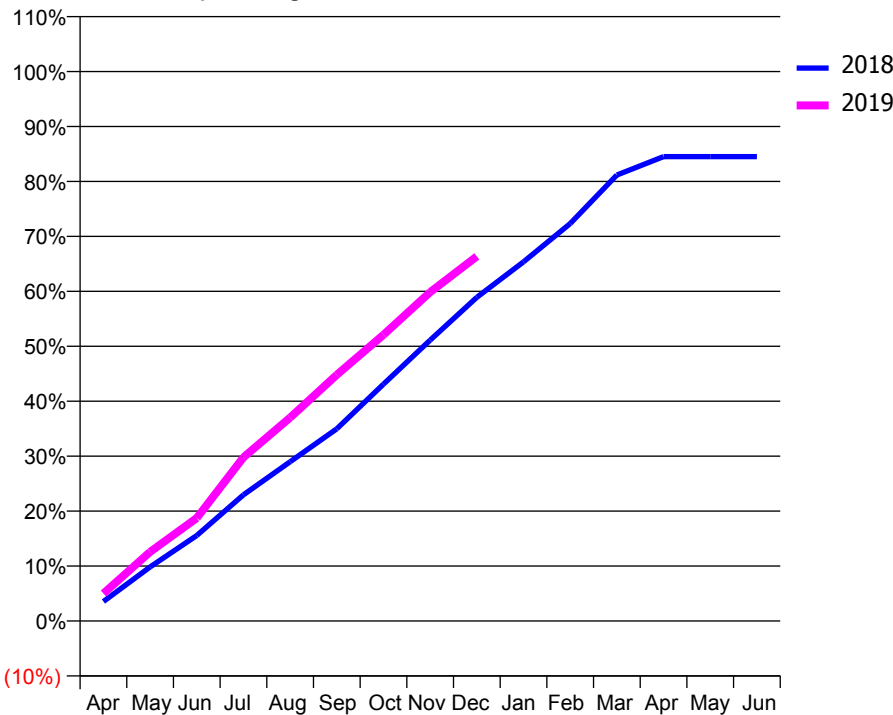
ACCESS*

Patients seen in 24 months	Total	Change since previous quarter
Quarter ending December 2017	7,233	
Quarter ending March 2018	7,175	→
Quarter ending June 2018	7,158	→
Quarter ending September 2018	7,126	→
Quarter ending December 2018	7,140	→
Variance since December 2017	(1.3%)	↓



ACTIVITY

Cumulative percentage of contracted UDA delivered 2018 & 2019



Month	Adjusted Scheduled Activity (UDA)	
	2018	2019
April	725	1,023
May	2,009	2,569
June	3,175	3,825
July	4,687	6,081
August	5,915	7,555
September	7,141	9,146
October	8,797	10,634
November	10,435	12,216
December	12,023	13,542
January	13,343	
February	14,760	
March	16,563	
April	17,248	
May	17,248	
June	17,249	

QUALITY

	Quantity	Base Number	Contract	AT	Region	England
% of FP17s for the same patient ID Re-attending within 3 months - Children	109	1,858	5.9%	9.6%	11.3%	11.8%
% of FP17s for the same patient ID Re-attending within 3 months - Adults	842	6,295	13.4%	13.7%	15.3%	15.6%
% of FP17s for the same patient ID Re-attending between 3 & 9 months - Children	1,151	1,858	61.9%	61.8%	61.1%	58.8%
% of FP17s for the same patient ID Re-attending between 3 & 9 months - Adults	3,430	6,295	54.5%	53.1%	52.4%	51.0%
% of FP17s for Band 1 Urgent Courses	711	7,785	9.1%	8.6%	9.5%	9.0%
% of FP17s Relating to Free Repair or Replacements	155	7,785	2.0%	0.8%	0.7%	0.8%
% of FP17s Relating to Continuations	45	7,785	0.6%	1.0%	0.8%	0.9%
% of Patients satisfied with the dentistry they have received	3	3	N/A	92.0%	93.1%	93.2%
% of Patients satisfied with the time they had to wait for an appointment	1	3	N/A	90.4%	87.8%	88.3%

* This is based on patients treated on this contract for their most recent course of treatment. Figures in italics indicate the base number of FP17s or Patient Questionnaire responses are less than 100. N/A is shown where the base number of responses is less than 10 during the period. % is calculated as Quantity/Base number*100

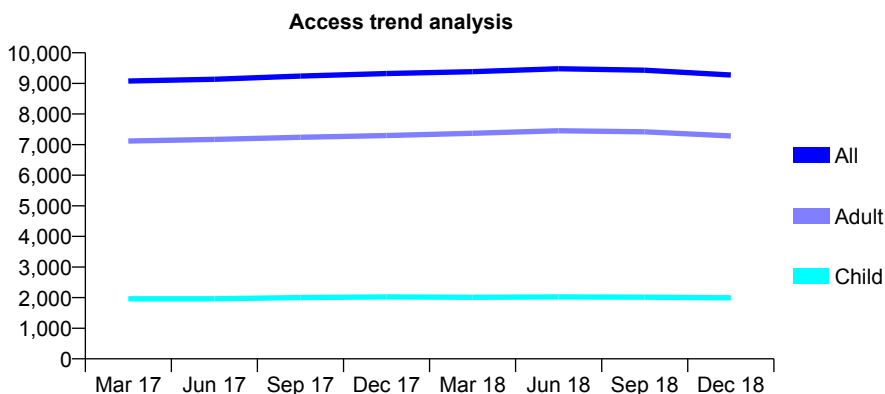
Q65 - Vital Signs At a Glance Contract Report for 199419/0003 - December 2018

Name or company name	Apple Practice Limited
Contract type name	GDS Contract
Purpose of contract	General
Contract start date	01/04/2011
Contract end date	

18/19 Contracted general activity (UDA)	20,814
Carry forward general activity (UDA)	691
18/19 Contracted orthodontic activity (UOA)	0
Carry forward orthodontic activity (UOA)	0
Baseline contract value	£616,234.44

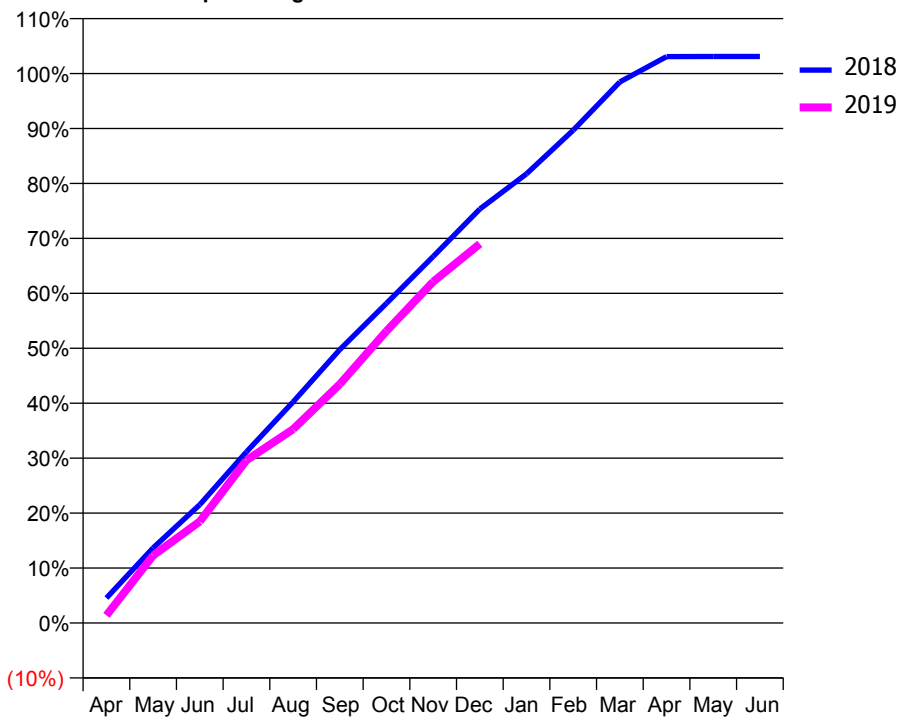
ACCESS*

Patients seen in 24 months	Total	Change since previous quarter
Quarter ending December 2017	9,323	
Quarter ending March 2018	9,385	→
Quarter ending June 2018	9,478	→
Quarter ending September 2018	9,433	→
Quarter ending December 2018	9,276	↓
Variance since December 2017	(0.5%)	→



ACTIVITY

Cumulative percentage of contracted UDA delivered 2018 & 2019



Month	Adjusted Scheduled Activity (UDA)	
	2018	2019
April	949	290
May	2,846	2,557
June	4,483	3,844
July	6,484	6,165
August	8,375	7,341
September	10,356	9,049
October	12,110	11,059
November	13,881	12,928
December	15,681	14,364
January	17,016	
February	18,668	
March	20,493	
April	21,456	
May	21,456	
June	21,457	

QUALITY

	Quantity	Base Number	Contract	AT	Region	England
% of FP17s for the same patient ID Re-attending within 3 months - Children	153	2,334	6.6%	9.6%	11.3%	11.8%
% of FP17s for the same patient ID Re-attending within 3 months - Adults	1,026	7,590	13.5%	13.7%	15.3%	15.6%
% of FP17s for the same patient ID Re-attending between 3 & 9 months - Children	1,422	2,334	60.9%	61.8%	61.1%	58.8%
% of FP17s for the same patient ID Re-attending between 3 & 9 months - Adults	3,849	7,590	50.7%	53.1%	52.4%	51.0%
% of FP17s for Band 1 Urgent Courses	884	8,773	10.1%	8.6%	9.5%	9.0%
% of FP17s Relating to Free Repair or Replacements	74	8,773	0.8%	0.8%	0.7%	0.8%
% of FP17s Relating to Continuations	60	8,773	0.7%	1.0%	0.8%	0.9%
% of Patients satisfied with the dentistry they have received	5	5	N/A	92.0%	93.1%	93.2%
% of Patients satisfied with the time they had to wait for an appointment	3	5	N/A	90.4%	87.8%	88.3%

* This is based on patients treated on this contract for their most recent course of treatment. Figures in italics indicate the base number of FP17s or Patient Questionnaire responses are less than 100. N/A is shown where the base number of responses is less than 10 during the period. % is calculated as Quantity/Base number*100

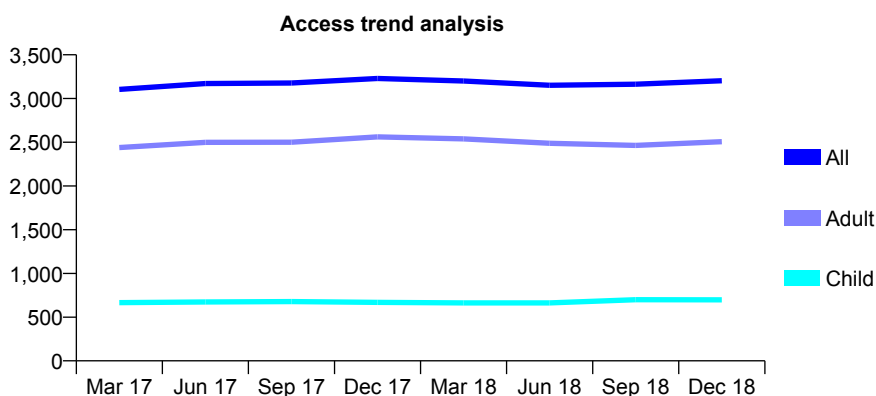
Q65 - Vital Signs At a Glance Contract Report for 199427/0001 - December 2018

Name or company name	Parade Dental Practice Limited
Contract type name	GDS Contract
Purpose of contract	General
Contract start date	01/04/2009
Contract end date	

18/19 Contracted general activity (UDA)	7,546
Carry forward general activity (UDA)	100
18/19 Contracted orthodontic activity (UOA)	0
Carry forward orthodontic activity (UOA)	0
Baseline contract value	£207,104.30

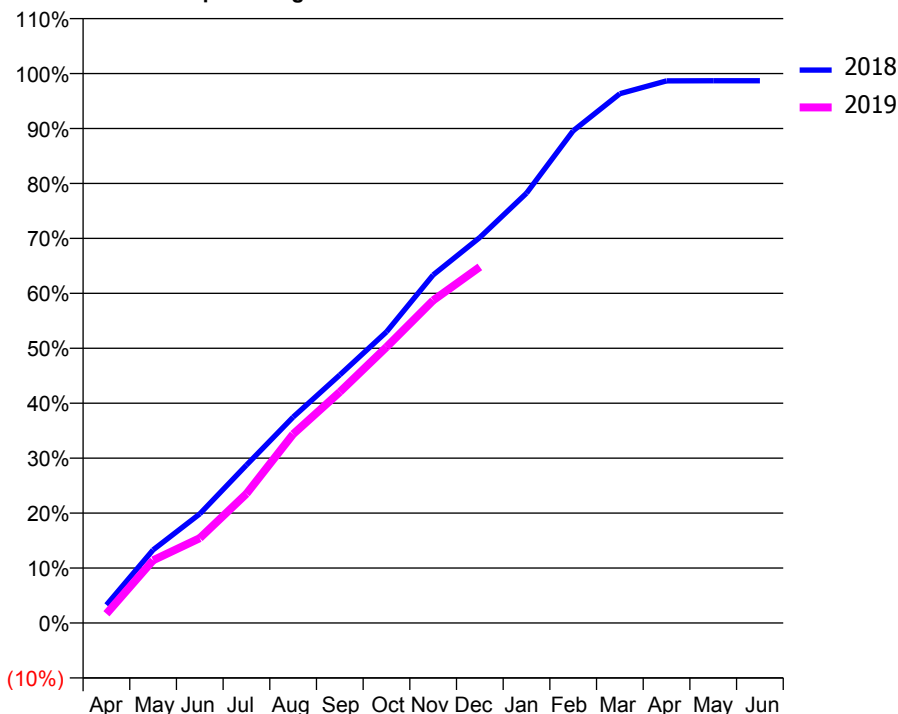
ACCESS*

Patients seen in 24 months	Total	Change since previous quarter
Quarter ending December 2017	3,229	
Quarter ending March 2018	3,201	→
Quarter ending June 2018	3,151	↓
Quarter ending September 2018	3,163	→
Quarter ending December 2018	3,204	→
Variance since December 2017	(0.8%)	→



ACTIVITY

Cumulative percentage of contracted UDA delivered 2018 & 2019



Month	Adjusted Scheduled Activity (UDA)	
	2018	2019
April	248	127
May	1,004	861
June	1,499	1,166
July	2,169	1,775
August	2,828	2,593
September	3,407	3,173
October	3,998	3,790
November	4,780	4,430
December	5,295	4,889
January	5,902	
February	6,759	
March	7,268	
April	7,445	
May	7,446	
June	7,446	

QUALITY

	Quantity	Base Number	Contract	AT	Region	England
% of FP17s for the same patient ID Re-attending within 3 months - Children	37	600	6.2%	9.6%	11.3%	11.8%
% of FP17s for the same patient ID Re-attending within 3 months - Adults	410	2,026	20.2%	13.7%	15.3%	15.6%
% of FP17s for the same patient ID Re-attending between 3 & 9 months - Children	178	600	29.7%	61.8%	61.1%	58.8%
% of FP17s for the same patient ID Re-attending between 3 & 9 months - Adults	457	2,026	22.6%	53.1%	52.4%	51.0%
% of FP17s for Band 1 Urgent Courses	381	2,517	15.1%	8.6%	9.5%	9.0%
% of FP17s Relating to Free Repair or Replacements	8	2,517	0.3%	0.8%	0.7%	0.8%
% of FP17s Relating to Continuations	52	2,517	2.1%	1.0%	0.8%	0.9%
% of Patients satisfied with the dentistry they have received	2	2	N/A	92.0%	93.1%	93.2%
% of Patients satisfied with the time they had to wait for an appointment	2	2	N/A	90.4%	87.8%	88.3%

* This is based on patients treated on this contract for their most recent course of treatment. Figures in italics indicate the base number of FP17s or Patient Questionnaire responses are less than 100. N/A is shown where the base number of responses is less than 10 during the period. % is calculated as Quantity/Base number*100

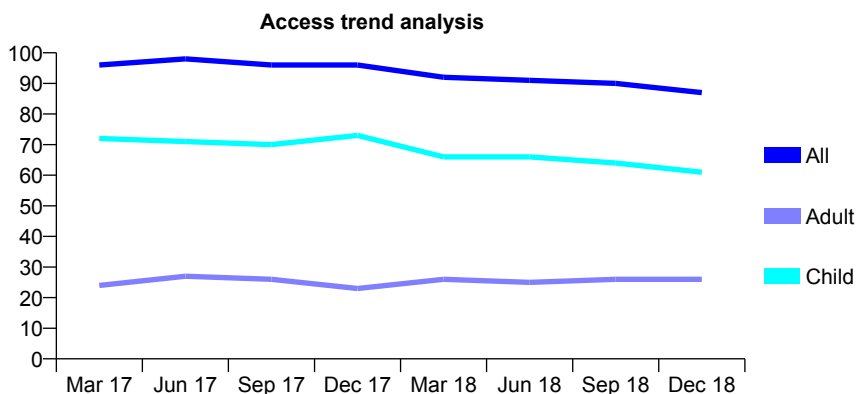
Q65 - Vital Signs At a Glance Contract Report for 210064/0002 - December 2018

Name or company name	MR PE FROUD
Contract type name	GDS Contract
Purpose of contract	General
Contract start date	02/10/2007
Contract end date	

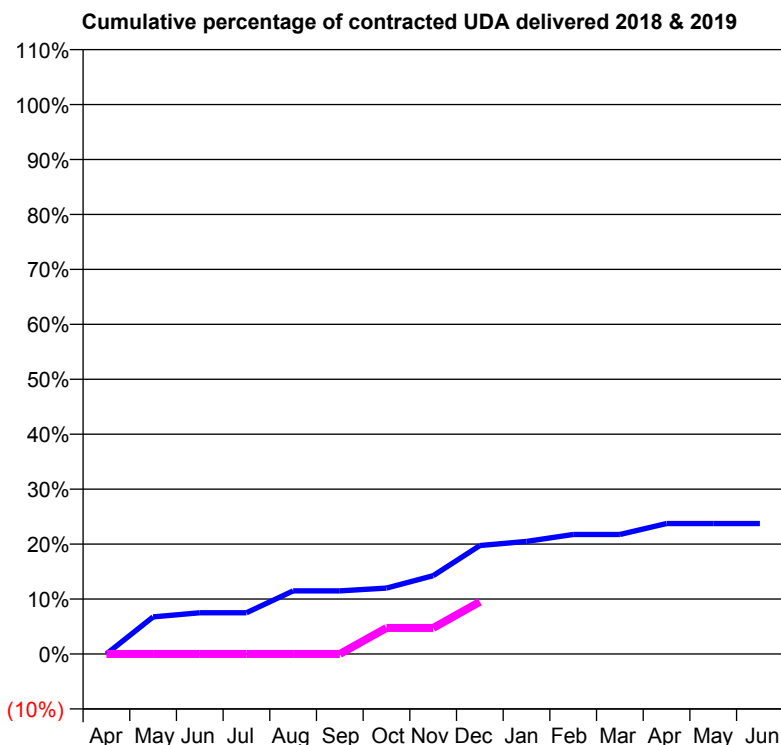
18/19 Contracted general activity (UDA)	400
Carry forward general activity (UDA)	0
18/19 Contracted orthodontic activity (UOA)	0
Carry forward orthodontic activity (UOA)	0
Baseline contract value	£9,123.41

ACCESS*

Patients seen in 24 months	Total	Change since previous quarter
Quarter ending December 2017	96	
Quarter ending March 2018	92	↓
Quarter ending June 2018	91	↓
Quarter ending September 2018	90	↓
Quarter ending December 2018	87	↓
Variance since December 2017	(9.4%)	↓



ACTIVITY



Month	Adjusted Scheduled Activity (UDA)	
	2018	2019
April	0	0
May	27	0
June	30	0
July	30	0
August	46	0
September	46	0
October	48	19
November	57	19
December	79	38
January	82	
February	87	
March	87	
April	95	
May	95	
June	95	

QUALITY

	Quantity	Base Number	Contract	AT	Region	England
% of FP17s for the same patient ID Re-attending within 3 months - Children	1	51	2.0%	9.6%	11.3%	11.8%
% of FP17s for the same patient ID Re-attending within 3 months - Adults	0	11	0.0%	13.7%	15.3%	15.6%
% of FP17s for the same patient ID Re-attending between 3 & 9 months - Children	16	51	31.4%	61.8%	61.1%	58.8%
% of FP17s for the same patient ID Re-attending between 3 & 9 months - Adults	1	11	9.1%	53.1%	52.4%	51.0%
% of FP17s for Band 1 Urgent Courses	0	40	0.0%	8.6%	9.5%	9.0%
% of FP17s Relating to Free Repair or Replacements	0	40	0.0%	0.8%	0.7%	0.8%
% of FP17s Relating to Continuations	0	40	0.0%	1.0%	0.8%	0.9%
% of Patients satisfied with the dentistry they have received	0	0	N/A	92.0%	93.1%	93.2%
% of Patients satisfied with the time they had to wait for an appointment	0	0	N/A	90.4%	87.8%	88.3%

* This is based on patients treated on this contract for their most recent course of treatment. Figures in italics indicate the base number of FP17s or Patient Questionnaire responses are less than 100. N/A is shown where the base number of responses is less than 10 during the period. % is calculated as Quantity/Base number*100

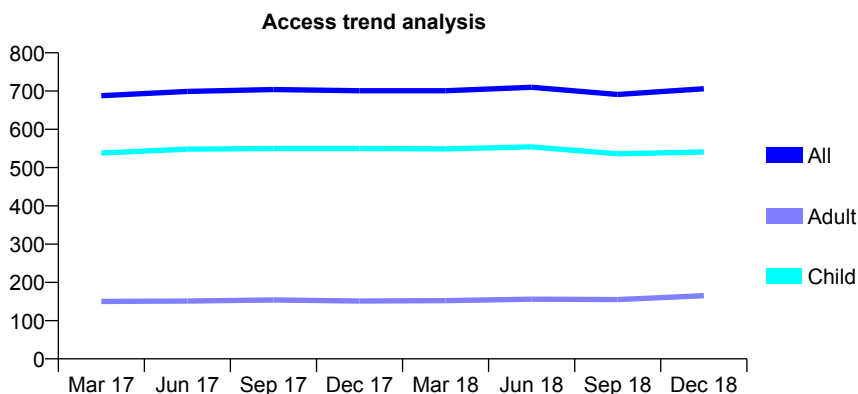
Q65 - Vital Signs At a Glance Contract Report for 210382/0001 - December 2018

Name or company name	W Gamlin and K Haas
Contract type name	GDS Contract
Purpose of contract	General
Contract start date	01/04/2006
Contract end date	

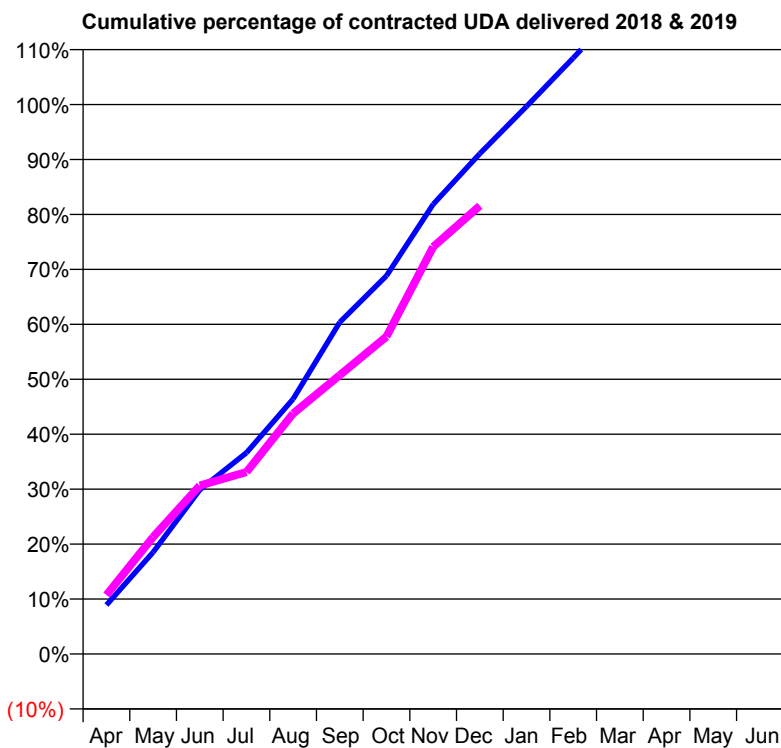
18/19 Contracted general activity (UDA)	1,100
Carry forward general activity (UDA)	-22
18/19 Contracted orthodontic activity (UOA)	0
Carry forward orthodontic activity (UOA)	0
Baseline contract value	£24,937.06

ACCESS*

Patients seen in 24 months	Total	Change since previous quarter
Quarter ending December 2017	701	
Quarter ending March 2018	701	→
Quarter ending June 2018	710	→
Quarter ending September 2018	691	↓
Quarter ending December 2018	706	↑
Variance since December 2017	0.7%	→



ACTIVITY



Adjusted Scheduled Activity (UDA)		
Month	2018	2019
April	98	118
May	204	234
June	329	337
July	403	364
August	511	481
September	664	558
October	757	635
November	900	815
December	1,002	897
January	1,096	
February	1,193	
March	1,291	
April	1,328	
May	1,328	
June	1,328	

QUALITY

	Quantity	Base Number	Contract	AT	Region	England
% of FP17s for the same patient ID Re-attending within 3 months - Children	33	642	5.1%	9.6%	11.3%	11.8%
% of FP17s for the same patient ID Re-attending within 3 months - Adults	4	90	4.4%	13.7%	15.3%	15.6%
% of FP17s for the same patient ID Re-attending between 3 & 9 months - Children	443	642	69.0%	61.8%	61.1%	58.8%
% of FP17s for the same patient ID Re-attending between 3 & 9 months - Adults	52	90	57.8%	53.1%	52.4%	51.0%
% of FP17s for Band 1 Urgent Courses	7	700	1.0%	8.6%	9.5%	9.0%
% of FP17s Relating to Free Repair or Replacements	0	700	0.0%	0.8%	0.7%	0.8%
% of FP17s Relating to Continuations	13	700	1.9%	1.0%	0.8%	0.9%
% of Patients satisfied with the dentistry they have received	1	1	N/A	92.0%	93.1%	93.2%
% of Patients satisfied with the time they had to wait for an appointment	1	1	N/A	90.4%	87.8%	88.3%

* This is based on patients treated on this contract for their most recent course of treatment. Figures in italics indicate the base number of FP17s or Patient Questionnaire responses are less than 100. N/A is shown where the base number of responses is less than 10 during the period. % is calculated as Quantity/Base number*100

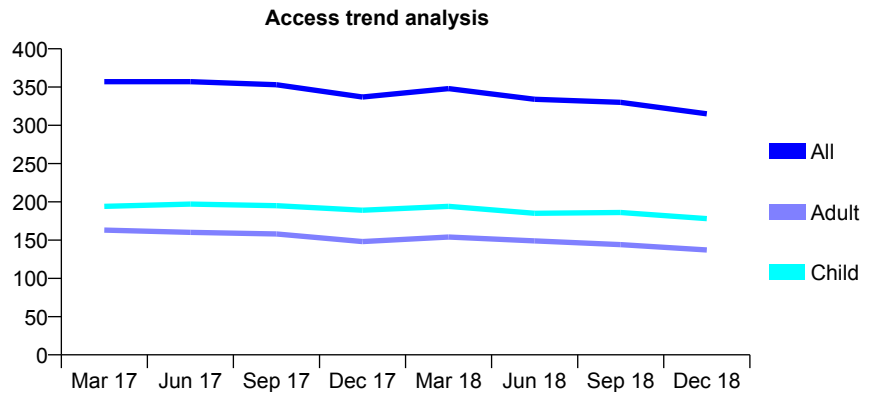
Q65 - Vital Signs At a Glance Contract Report for 220647/0001 - December 2018

Name or company name	MR JP HILL
Contract type name	GDS Contract
Purpose of contract	General
Contract start date	01/04/2006
Contract end date	

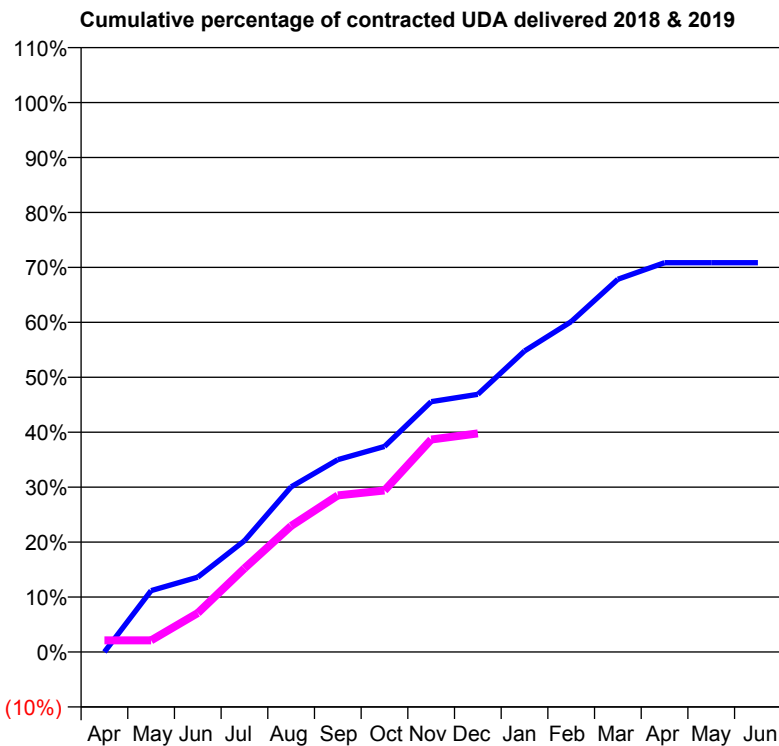
18/19 Contracted general activity (UDA)	1,000
Carry forward general activity (UDA)	0
18/19 Contracted orthodontic activity (UOA)	0
Carry forward orthodontic activity (UOA)	0
Baseline contract value	£22,932.89

ACCESS*

Patients seen in 24 months	Total	Change since previous quarter
Quarter ending December 2017	337	
Quarter ending March 2018	348	↑
Quarter ending June 2018	334	↓
Quarter ending September 2018	330	↓
Quarter ending December 2018	315	↓
Variance since December 2017	(6.5%)	↓



ACTIVITY



Adjusted Scheduled Activity (UDA)		
Month	2018	2019
April	0	21
May	112	21
June	136	71
July	203	152
August	301	229
September	350	285
October	374	294
November	456	387
December	469	398
January	548	
February	601	
March	678	
April	708	
May	708	
June	708	

QUALITY

	Quantity	Base Number	Contract	AT	Region	England
% of FP17s for the same patient ID Re-attending within 3 months - Children	3	197	1.5%	9.6%	11.3%	11.8%
% of FP17s for the same patient ID Re-attending within 3 months - Adults	22	134	16.4%	13.7%	15.3%	15.6%
% of FP17s for the same patient ID Re-attending between 3 & 9 months - Children	144	197	73.1%	61.8%	61.1%	58.8%
% of FP17s for the same patient ID Re-attending between 3 & 9 months - Adults	76	134	56.7%	53.1%	52.4%	51.0%
% of FP17s for Band 1 Urgent Courses	14	306	4.6%	8.6%	9.5%	9.0%
% of FP17s Relating to Free Repair or Replacements	0	306	0.0%	0.8%	0.7%	0.8%
% of FP17s Relating to Continuations	0	306	0.0%	1.0%	0.8%	0.9%
% of Patients satisfied with the dentistry they have received	0	0	N/A	92.0%	93.1%	93.2%
% of Patients satisfied with the time they had to wait for an appointment	0	0	N/A	90.4%	87.8%	88.3%

* This is based on patients treated on this contract for their most recent course of treatment. Figures in italics indicate the base number of FP17s or Patient Questionnaire responses are less than 100. N/A is shown where the base number of responses is less than 10 during the period. % is calculated as Quantity/Base number*100

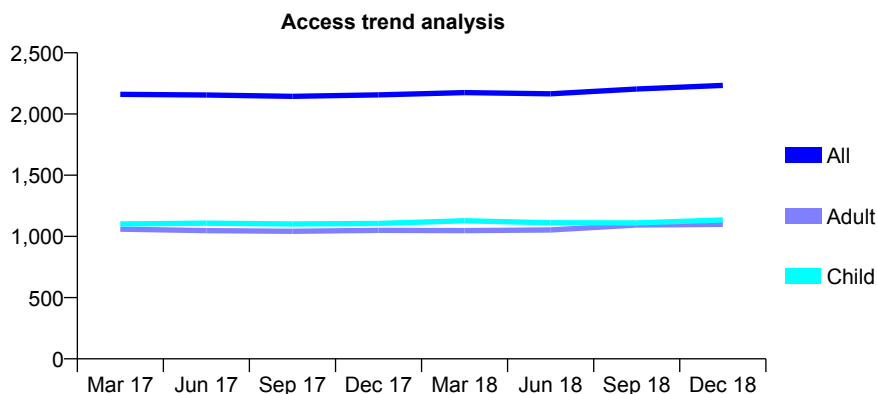
Q65 - Vital Signs At a Glance Contract Report for 222399/0001 - December 2018

Name or company name	Stoke Gifford Dental Surgery
Contract type name	GDS Contract
Purpose of contract	General and Orthodontic
Contract start date	01/04/2006
Contract end date	

18/19 Contracted general activity (UDA)	5,751
Carry forward general activity (UDA)	55
18/19 Contracted orthodontic activity (UOA)	753
Carry forward orthodontic activity (UOA)	17
Baseline contract value	£189,748.90

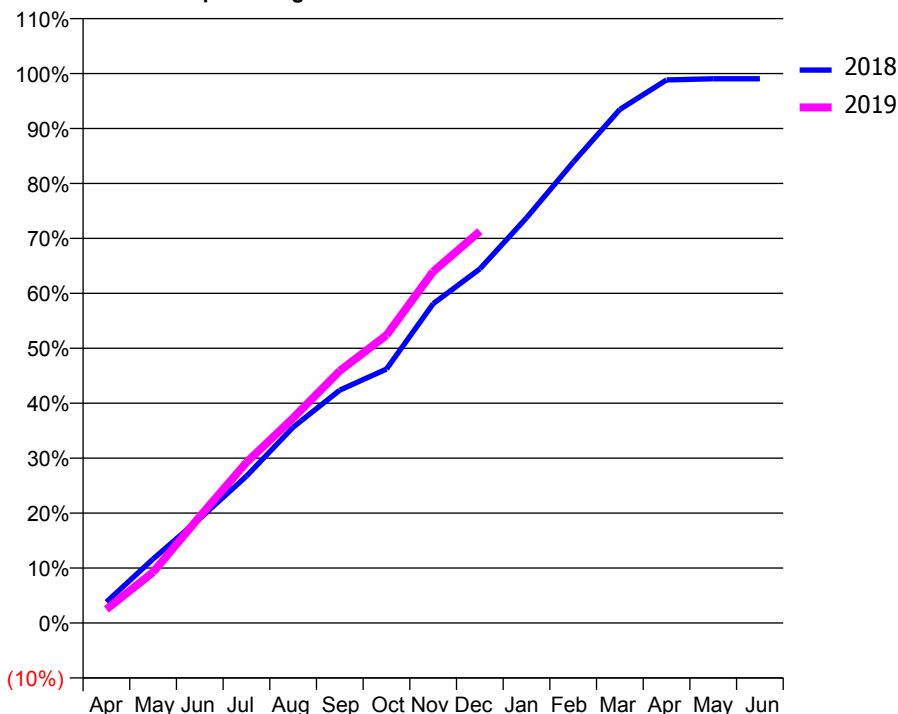
ACCESS*

Patients seen in 24 months	Total	Change since previous quarter
Quarter ending December 2017	2,156	
Quarter ending March 2018	2,175	→
Quarter ending June 2018	2,165	→
Quarter ending September 2018	2,204	→
Quarter ending December 2018	2,234	→
Variance since December 2017	3.6%	↑



ACTIVITY

Cumulative percentage of contracted UDA delivered 2018 & 2019



Month	Adjusted Scheduled Activity (UDA)	
	2018	2019
April	220	143
May	671	532
June	1,093	1,115
July	1,537	1,681
August	2,049	2,145
September	2,437	2,640
October	2,659	3,013
November	3,342	3,678
December	3,706	4,099
January	4,241	
February	4,822	
March	5,376	
April	5,684	
May	5,696	
June	5,696	

QUALITY

	Quantity	Base Number	Contract	AT	Region	England
% of FP17s for the same patient ID Re-attending within 3 months - Children	253	1,662	15.2%	9.6%	11.3%	11.8%
% of FP17s for the same patient ID Re-attending within 3 months - Adults	94	1,020	9.2%	13.7%	15.3%	15.6%
% of FP17s for the same patient ID Re-attending between 3 & 9 months - Children	1,085	1,662	65.3%	61.8%	61.1%	58.8%
% of FP17s for the same patient ID Re-attending between 3 & 9 months - Adults	614	1,020	60.2%	53.1%	52.4%	51.0%
% of FP17s for Band 1 Urgent Courses	153	2,437	6.3%	8.6%	9.5%	9.0%
% of FP17s Relating to Free Repair or Replacements	10	2,437	0.4%	0.8%	0.7%	0.8%
% of FP17s Relating to Continuations	9	2,437	0.4%	1.0%	0.8%	0.9%
% of Patients satisfied with the dentistry they have received	1	1	N/A	92.0%	93.1%	93.2%
% of Patients satisfied with the time they had to wait for an appointment	1	1	N/A	90.4%	87.8%	88.3%

* This is based on patients treated on this contract for their most recent course of treatment. Figures in italics indicate the base number of FP17s or Patient Questionnaire responses are less than 100. N/A is shown where the base number of responses is less than 10 during the period. % is calculated as Quantity/Base number*100

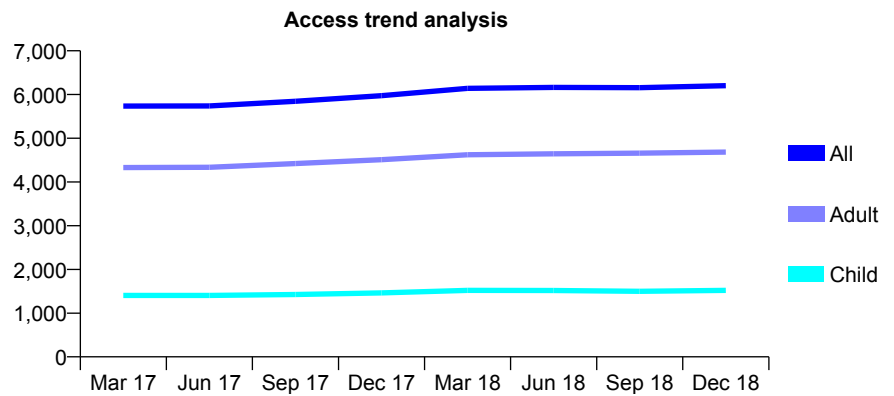
Q65 - Vital Signs At a Glance Contract Report for 251798/0001 - December 2018

Name or company name	MISS KD DAVIES
Contract type name	GDS Contract
Purpose of contract	General
Contract start date	24/01/2014
Contract end date	

18/19 Contracted general activity (UDA)	14,138
Carry forward general activity (UDA)	0
18/19 Contracted orthodontic activity (UOA)	0
Carry forward orthodontic activity (UOA)	0
Baseline contract value	£377,501.18

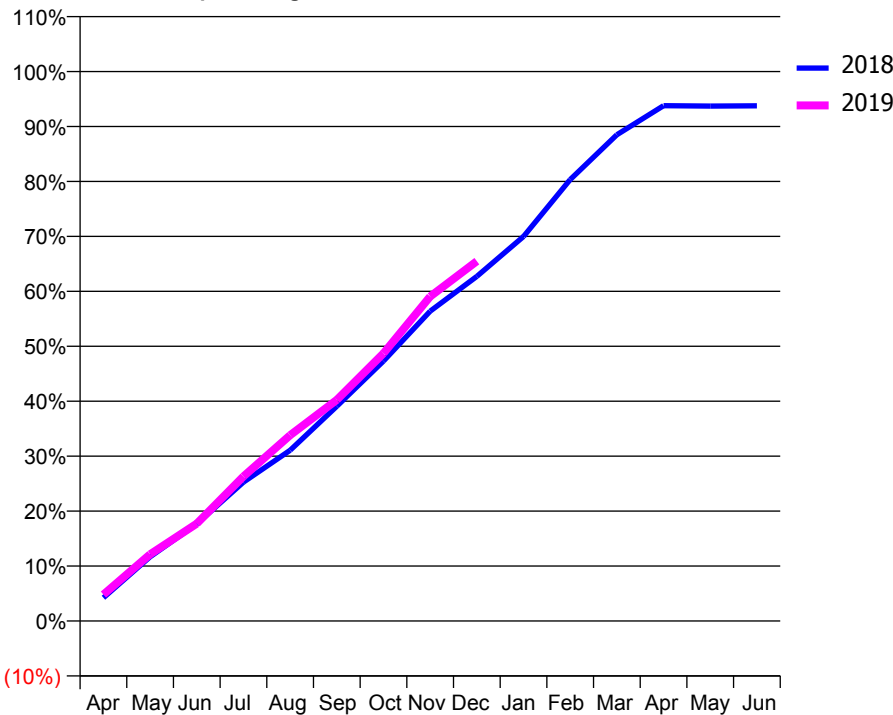
ACCESS*

Patients seen in 24 months	Total	Change since previous quarter
Quarter ending December 2017	5,973	
Quarter ending March 2018	6,140	↑
Quarter ending June 2018	6,162	→
Quarter ending September 2018	6,158	→
Quarter ending December 2018	6,203	→
Variance since December 2017	3.9%	↑



ACTIVITY

Cumulative percentage of contracted UDA delivered 2018 & 2019



Month	Adjusted Scheduled Activity (UDA)	
	2018	2019
April	641	682
May	1,768	1,718
June	2,677	2,505
July	3,827	3,720
August	4,705	4,781
September	5,917	5,692
October	7,161	6,887
November	8,535	8,349
December	9,492	9,259
January	10,591	
February	12,160	
March	13,394	
April	14,197	
May	14,185	
June	14,191	

QUALITY

	Quantity	Base Number	Contract	AT	Region	England
% of FP17s for the same patient ID Re-attending within 3 months - Children	135	1,940	7.0%	9.6%	11.3%	11.8%
% of FP17s for the same patient ID Re-attending within 3 months - Adults	606	5,177	11.7%	13.7%	15.3%	15.6%
% of FP17s for the same patient ID Re-attending between 3 & 9 months - Children	1,418	1,940	73.1%	61.8%	61.1%	58.8%
% of FP17s for the same patient ID Re-attending between 3 & 9 months - Adults	2,995	5,177	57.9%	53.1%	52.4%	51.0%
% of FP17s for Band 1 Urgent Courses	343	5,404	6.3%	8.6%	9.5%	9.0%
% of FP17s Relating to Free Repair or Replacements	88	5,404	1.6%	0.8%	0.7%	0.8%
% of FP17s Relating to Continuations	16	5,404	0.3%	1.0%	0.8%	0.9%
% of Patients satisfied with the dentistry they have received	3	3	N/A	92.0%	93.1%	93.2%
% of Patients satisfied with the time they had to wait for an appointment	3	3	N/A	90.4%	87.8%	88.3%

* This is based on patients treated on this contract for their most recent course of treatment. Figures in italics indicate the base number of FP17s or Patient Questionnaire responses are less than 100. N/A is shown where the base number of responses is less than 10 during the period. % is calculated as Quantity/Base number*100

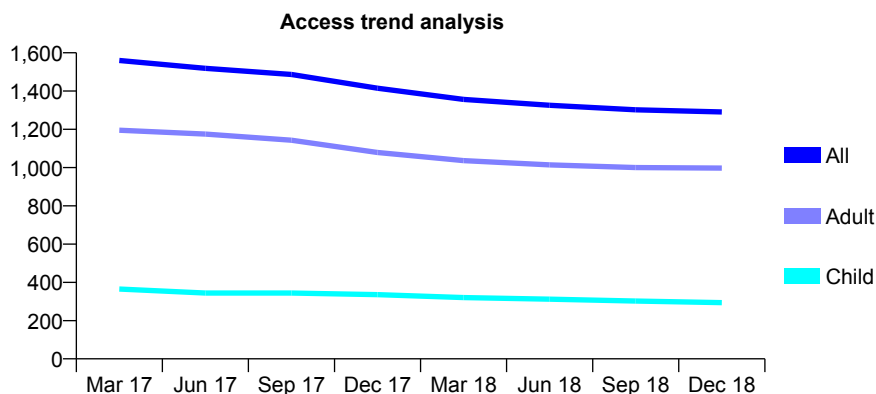
Q65 - Vital Signs At a Glance Contract Report for 322148/0001 - December 2018

Name or company name	MR CP OWEN-ROBERTS
Contract type name	GDS Contract
Purpose of contract	General
Contract start date	01/04/2006
Contract end date	

18/19 Contracted general activity (UDA)	4,243
Carry forward general activity (UDA)	-68
18/19 Contracted orthodontic activity (UOA)	0
Carry forward orthodontic activity (UOA)	0
Baseline contract value	£106,276.21

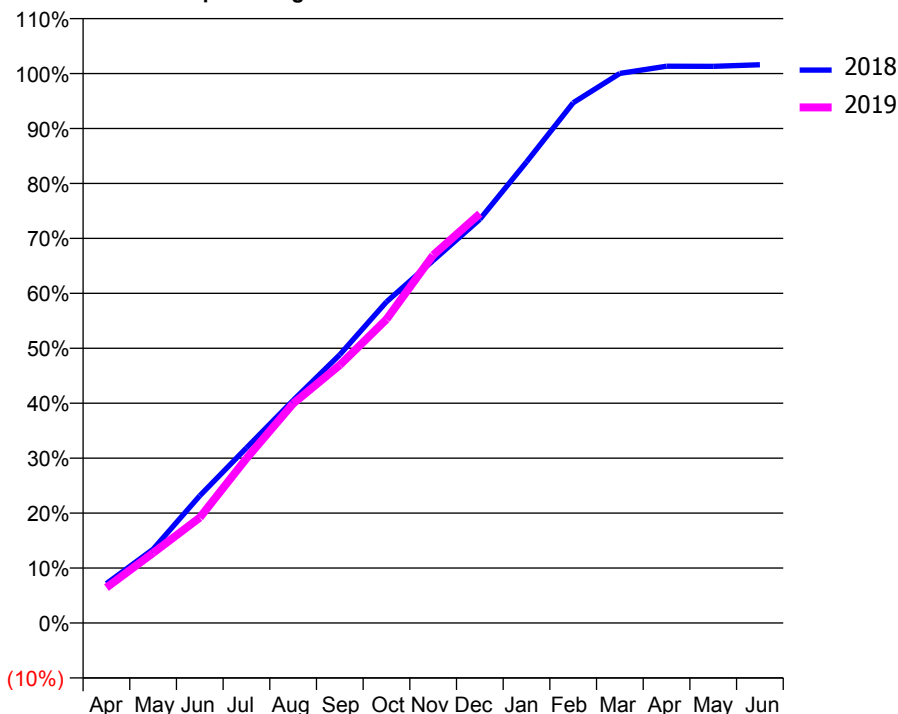
ACCESS*

Patients seen in 24 months	Total	Change since previous quarter
Quarter ending December 2017	1,415	
Quarter ending March 2018	1,356	↓
Quarter ending June 2018	1,326	↓
Quarter ending September 2018	1,302	↓
Quarter ending December 2018	1,291	→
Variance since December 2017	(8.8%)	↓



ACTIVITY

Cumulative percentage of contracted UDA delivered 2018 & 2019



Month	Adjusted Scheduled Activity (UDA)	
	2018	2019
April	305	273
May	570	541
June	983	814
July	1,352	1,271
August	1,719	1,694
September	2,072	1,992
October	2,480	2,345
November	2,799	2,841
December	3,117	3,161
January	3,560	
February	4,017	
March	4,244	
April	4,300	
May	4,299	
June	4,311	

QUALITY

	Quantity	Base Number	Contract	AT	Region	England
% of FP17s for the same patient ID Re-attending within 3 months - Children	11	346	3.2%	9.6%	11.3%	11.8%
% of FP17s for the same patient ID Re-attending within 3 months - Adults	180	1,115	16.1%	13.7%	15.3%	15.6%
% of FP17s for the same patient ID Re-attending between 3 & 9 months - Children	255	346	73.7%	61.8%	61.1%	58.8%
% of FP17s for the same patient ID Re-attending between 3 & 9 months - Adults	622	1,115	55.8%	53.1%	52.4%	51.0%
% of FP17s for Band 1 Urgent Courses	154	1,422	10.8%	8.6%	9.5%	9.0%
% of FP17s Relating to Free Repair or Replacements	12	1,422	0.8%	0.8%	0.7%	0.8%
% of FP17s Relating to Continuations	2	1,422	0.1%	1.0%	0.8%	0.9%
% of Patients satisfied with the dentistry they have received	1	1	N/A	92.0%	93.1%	93.2%
% of Patients satisfied with the time they had to wait for an appointment	1	1	N/A	90.4%	87.8%	88.3%

* This is based on patients treated on this contract for their most recent course of treatment. Figures in italics indicate the base number of FP17s or Patient Questionnaire responses are less than 100. N/A is shown where the base number of responses is less than 10 during the period. % is calculated as Quantity/Base number*100

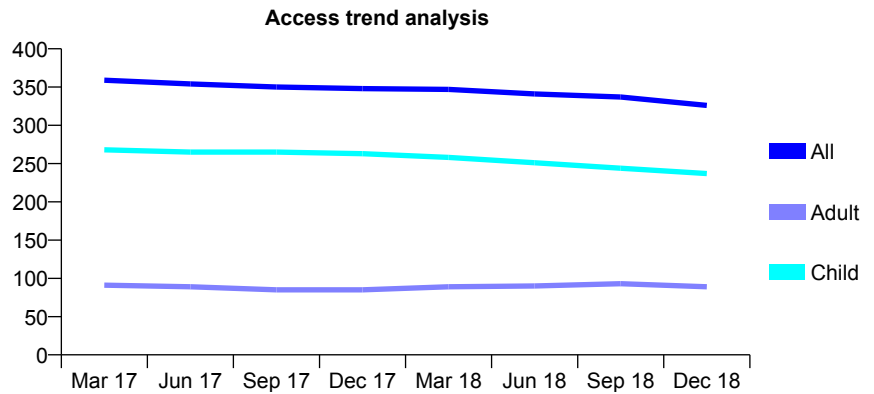
Q65 - Vital Signs At a Glance Contract Report for 322237/0002 - December 2018

Name or company name	MR DC MASON
Contract type name	GDS Contract
Purpose of contract	General
Contract start date	01/04/2006
Contract end date	

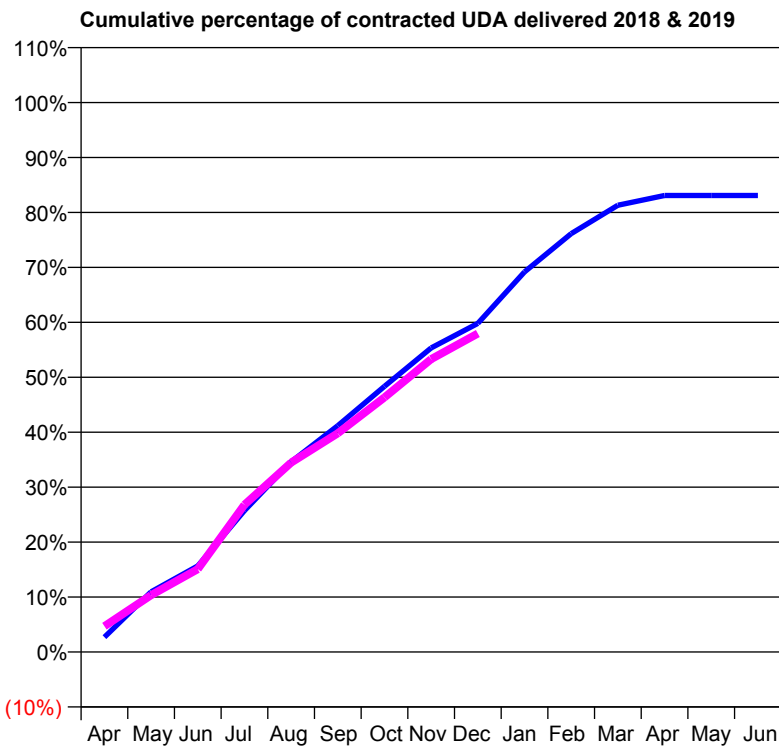
18/19 Contracted general activity (UDA)	850
Carry forward general activity (UDA)	0
18/19 Contracted orthodontic activity (UOA)	0
Carry forward orthodontic activity (UOA)	0
Baseline contract value	£21,318.73

ACCESS*

Patients seen in 24 months	Total	Change since previous quarter
Quarter ending December 2017	348	
Quarter ending March 2018	347	→
Quarter ending June 2018	341	↓
Quarter ending September 2018	337	↓
Quarter ending December 2018	326	↓
Variance since December 2017	(6.3%)	↓



ACTIVITY



Month	2018	2019
April	23	40
May	93	88
June	133	128
July	219	228
August	294	293
September	350	338
October	411	394
November	470	453
December	508	493
January	588	
February	647	
March	691	
April	706	
May	706	
June	706	

QUALITY

	Quantity	Base Number	Contract	AT	Region	England
% of FP17s for the same patient ID Re-attending within 3 months - Children	17	333	5.1%	9.6%	11.3%	11.8%
% of FP17s for the same patient ID Re-attending within 3 months - Adults	2	70	2.9%	13.7%	15.3%	15.6%
% of FP17s for the same patient ID Re-attending between 3 & 9 months - Children	277	333	83.2%	61.8%	61.1%	58.8%
% of FP17s for the same patient ID Re-attending between 3 & 9 months - Adults	56	70	80.0%	53.1%	52.4%	51.0%
% of FP17s for Band 1 Urgent Courses	13	386	3.4%	8.6%	9.5%	9.0%
% of FP17s Relating to Free Repair or Replacements	0	386	0.0%	0.8%	0.7%	0.8%
% of FP17s Relating to Continuations	0	386	0.0%	1.0%	0.8%	0.9%
% of Patients satisfied with the dentistry they have received	0	0	N/A	92.0%	93.1%	93.2%
% of Patients satisfied with the time they had to wait for an appointment	0	0	N/A	90.4%	87.8%	88.3%

* This is based on patients treated on this contract for their most recent course of treatment. Figures in italics indicate the base number of FP17s or Patient Questionnaire responses are less than 100. N/A is shown where the base number of responses is less than 10 during the period. % is calculated as Quantity/Base number*100

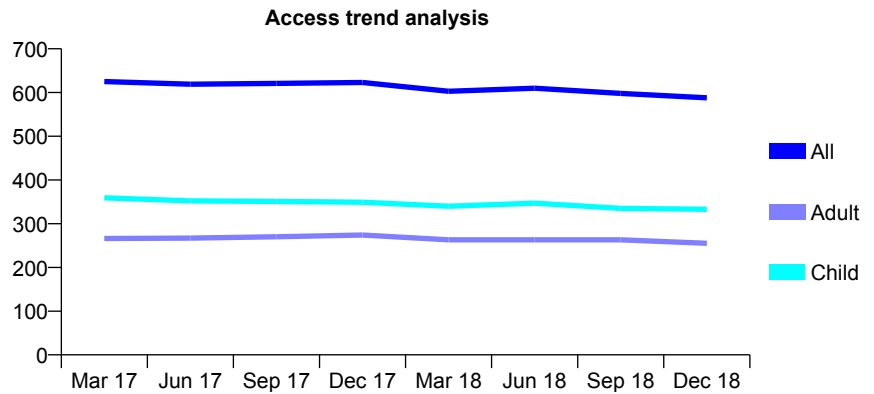
Q65 - Vital Signs At a Glance Contract Report for 328316/0001 - December 2018

Name or company name	The Dental Surgery Clifton
Contract type name	GDS Contract
Purpose of contract	General
Contract start date	01/04/2006
Contract end date	

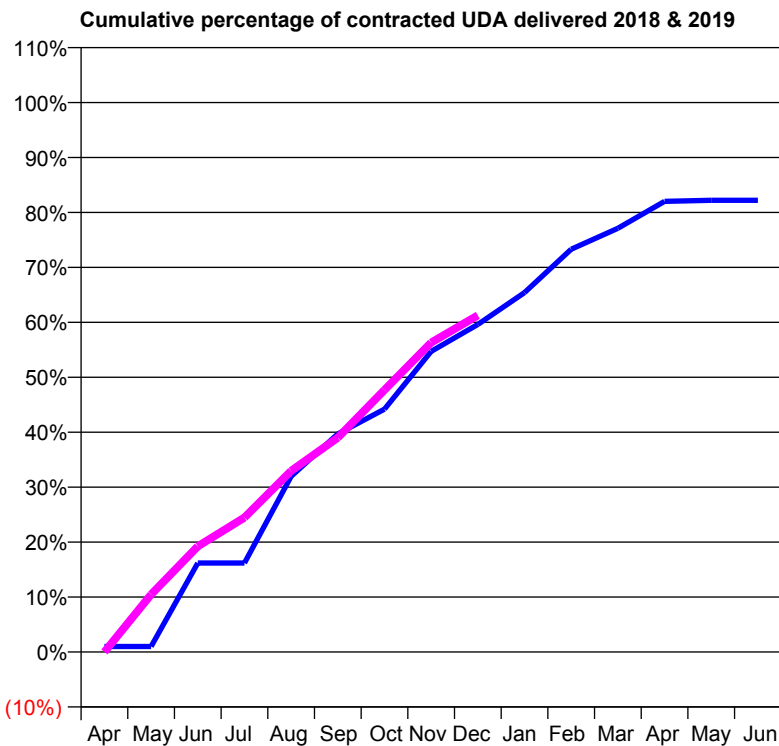
18/19 Contracted general activity (UDA)	1,000
Carry forward general activity (UDA)	0
18/19 Contracted orthodontic activity (UOA)	0
Carry forward orthodontic activity (UOA)	0
Baseline contract value	£24,975.95

ACCESS*

Patients seen in 24 months	Total	Change since previous quarter
Quarter ending December 2017	623	
Quarter ending March 2018	603	↓
Quarter ending June 2018	610	→
Quarter ending September 2018	598	↓
Quarter ending December 2018	588	↓
Variance since December 2017	(5.6%)	↓



ACTIVITY



Month	Adjusted Scheduled Activity (UDA)	
	2018	2019
April	10	0
May	10	105
June	162	192
July	162	245
August	320	330
September	397	390
October	442	477
November	547	563
December	596	613
January	654	
February	733	
March	771	
April	820	
May	822	
June	822	

QUALITY

	Quantity	Base Number	Contract	AT	Region	England
% of FP17s for the same patient ID Re-attending within 3 months - Children	15	345	4.3%	9.6%	11.3%	11.8%
% of FP17s for the same patient ID Re-attending within 3 months - Adults	14	203	6.9%	13.7%	15.3%	15.6%
% of FP17s for the same patient ID Re-attending between 3 & 9 months - Children	171	345	49.6%	61.8%	61.1%	58.8%
% of FP17s for the same patient ID Re-attending between 3 & 9 months - Adults	93	203	45.8%	53.1%	52.4%	51.0%
% of FP17s for Band 1 Urgent Courses	18	497	3.6%	8.6%	9.5%	9.0%
% of FP17s Relating to Free Repair or Replacements	0	497	0.0%	0.8%	0.7%	0.8%
% of FP17s Relating to Continuations	0	497	0.0%	1.0%	0.8%	0.9%
% of Patients satisfied with the dentistry they have received	0	0	N/A	92.0%	93.1%	93.2%
% of Patients satisfied with the time they had to wait for an appointment	0	0	N/A	90.4%	87.8%	88.3%

* This is based on patients treated on this contract for their most recent course of treatment. Figures in italics indicate the base number of FP17s or Patient Questionnaire responses are less than 100. N/A is shown where the base number of responses is less than 10 during the period. % is calculated as Quantity/Base number*100

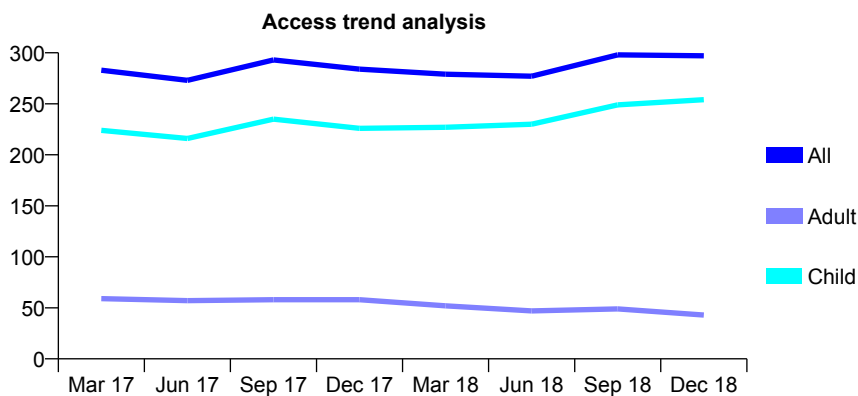
Q65 - Vital Signs At a Glance Contract Report for 331163/0001 - December 2018

Name or company name	MR JR HATFIELD
Contract type name	GDS Contract
Purpose of contract	General
Contract start date	01/04/2006
Contract end date	

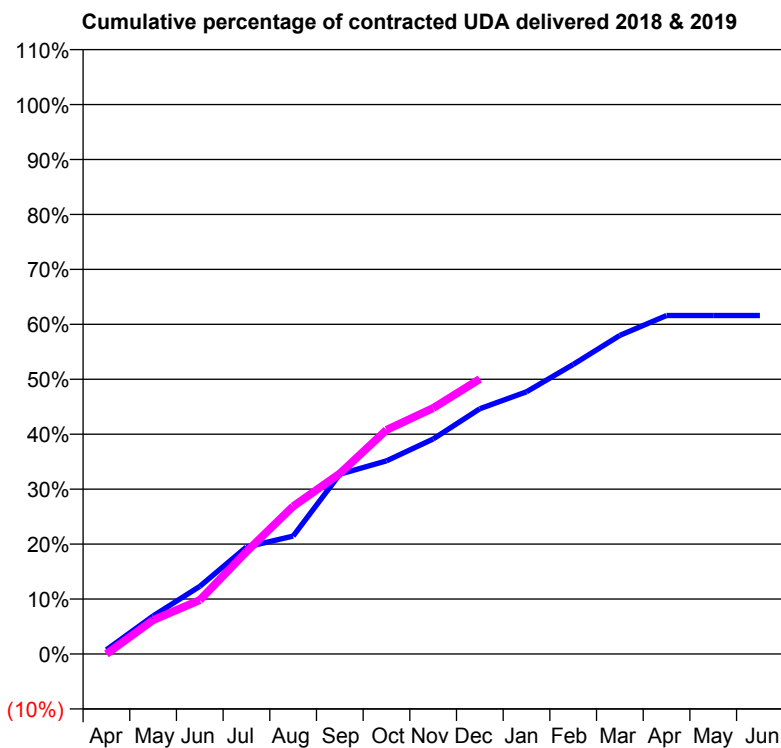
18/19 Contracted general activity (UDA)	909
Carry forward general activity (UDA)	0
18/19 Contracted orthodontic activity (UOA)	0
Carry forward orthodontic activity (UOA)	0
Baseline contract value	£19,035.93

ACCESS*

Patients seen in 24 months	Total	Change since previous quarter
Quarter ending December 2017	284	
Quarter ending March 2018	279	↓
Quarter ending June 2018	277	→
Quarter ending September 2018	298	↑
Quarter ending December 2018	297	→
Variance since December 2017	4.6%	↑



ACTIVITY



Adjusted Scheduled Activity (UDA)		
Month	2018	2019
April	7	0
May	63	56
June	112	89
July	177	169
August	195	244
September	297	299
October	320	371
November	356	407
December	406	455
January	434	
February	479	
March	527	
April	560	
May	560	
June	560	

QUALITY

	Quantity	Base Number	Contract	AT	Region	England
% of FP17s for the same patient ID Re-attending within 3 months - Children	11	347	3.2%	9.6%	11.3%	11.8%
% of FP17s for the same patient ID Re-attending within 3 months - Adults	2	15	13.3%	13.7%	15.3%	15.6%
% of FP17s for the same patient ID Re-attending between 3 & 9 months - Children	232	347	66.9%	61.8%	61.1%	58.8%
% of FP17s for the same patient ID Re-attending between 3 & 9 months - Adults	8	15	53.3%	53.1%	52.4%	51.0%
% of FP17s for Band 1 Urgent Courses	5	309	1.6%	8.6%	9.5%	9.0%
% of FP17s Relating to Free Repair or Replacements	0	309	0.0%	0.8%	0.7%	0.8%
% of FP17s Relating to Continuations	0	309	0.0%	1.0%	0.8%	0.9%
% of Patients satisfied with the dentistry they have received	0	0	N/A	92.0%	93.1%	93.2%
% of Patients satisfied with the time they had to wait for an appointment	0	0	N/A	90.4%	87.8%	88.3%

* This is based on patients treated on this contract for their most recent course of treatment. Figures in italics indicate the base number of FP17s or Patient Questionnaire responses are less than 100. N/A is shown where the base number of responses is less than 10 during the period. % is calculated as Quantity/Base number*100

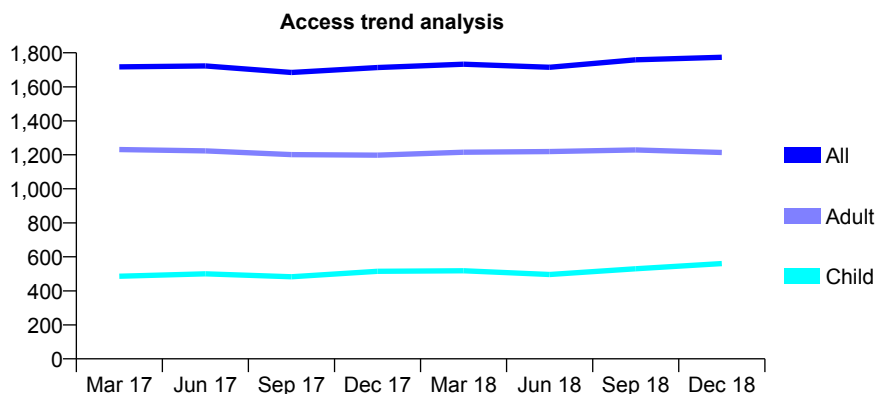
Q65 - Vital Signs At a Glance Contract Report for 339636/0001 - December 2018

Name or company name	MRS J ZEINALI
Contract type name	GDS Contract
Purpose of contract	General
Contract start date	01/04/2006
Contract end date	

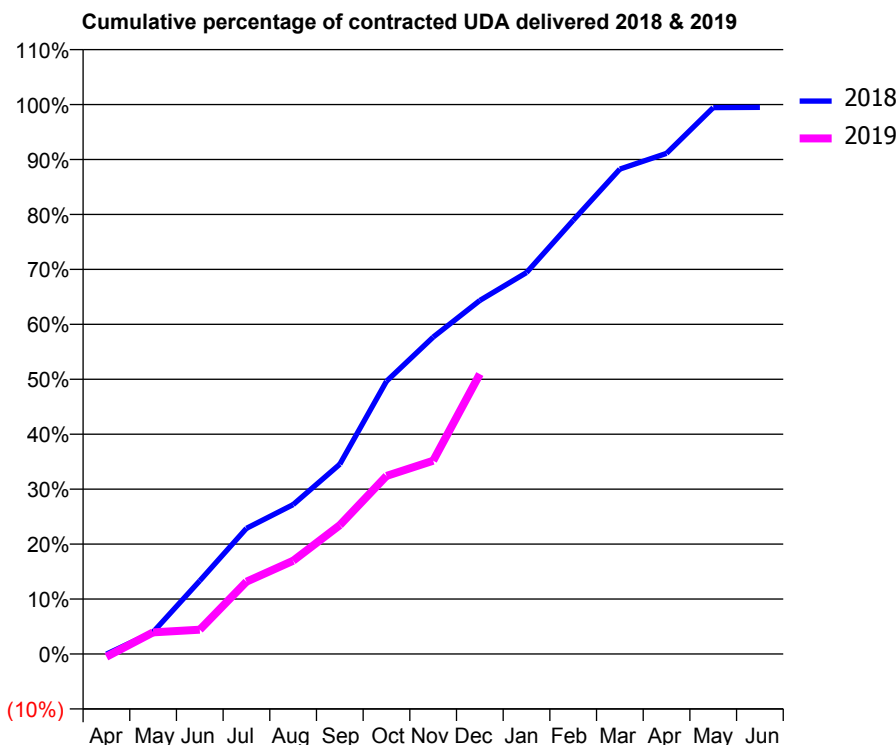
18/19 Contracted general activity (UDA)	5,939
Carry forward general activity (UDA)	31
18/19 Contracted orthodontic activity (UOA)	0
Carry forward orthodontic activity (UOA)	0
Baseline contract value	£146,470.93

ACCESS*

Patients seen in 24 months	Total	Change since previous quarter
Quarter ending December 2017	1,713	
Quarter ending March 2018	1,733	→
Quarter ending June 2018	1,715	↓
Quarter ending September 2018	1,759	↑
Quarter ending December 2018	1,774	→
Variance since December 2017	3.6%	↑



ACTIVITY



Month	Adjusted Scheduled Activity (UDA)	
	2018	2019
April	-2	-31
May	237	234
June	791	264
July	1,358	782
August	1,616	1,008
September	2,052	1,393
October	2,948	1,925
November	3,425	2,089
December	3,821	3,026
January	4,122	
February	4,687	
March	5,241	
April	5,411	
May	5,905	
June	5,908	

QUALITY

	Quantity	Base Number	Contract	AT	Region	England
% of FP17s for the same patient ID Re-attending within 3 months - Children	49	585	8.4%	9.6%	11.3%	11.8%
% of FP17s for the same patient ID Re-attending within 3 months - Adults	119	1,130	10.5%	13.7%	15.3%	15.6%
% of FP17s for the same patient ID Re-attending between 3 & 9 months - Children	305	585	52.1%	61.8%	61.1%	58.8%
% of FP17s for the same patient ID Re-attending between 3 & 9 months - Adults	652	1,130	57.7%	53.1%	52.4%	51.0%
% of FP17s for Band 1 Urgent Courses	95	1,441	6.6%	8.6%	9.5%	9.0%
% of FP17s Relating to Free Repair or Replacements	7	1,441	0.5%	0.8%	0.7%	0.8%
% of FP17s Relating to Continuations	5	1,441	0.3%	1.0%	0.8%	0.9%
% of Patients satisfied with the dentistry they have received	3	4	N/A	92.0%	93.1%	93.2%
% of Patients satisfied with the time they had to wait for an appointment	4	4	N/A	90.4%	87.8%	88.3%

* This is based on patients treated on this contract for their most recent course of treatment. Figures in italics indicate the base number of FP17s or Patient Questionnaire responses are less than 100. N/A is shown where the base number of responses is less than 10 during the period. % is calculated as Quantity/Base number*100

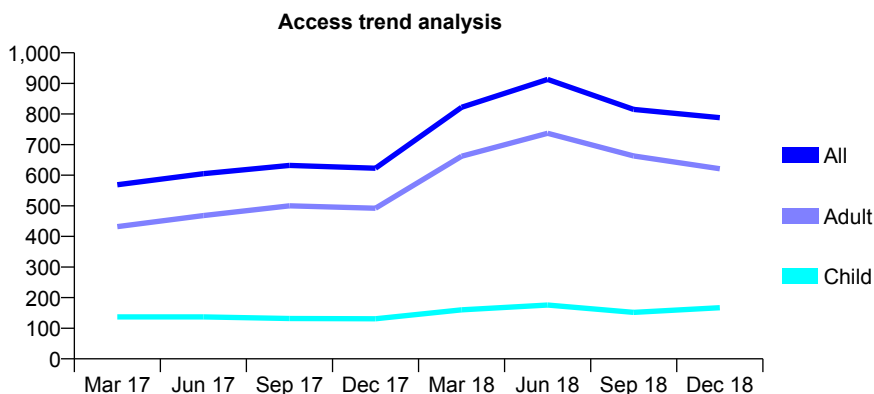
Q65 - Vital Signs At a Glance Contract Report for 339636/0002 - December 2018

Name or company name	Hanham Dental Surgery
Contract type name	GDS Contract
Purpose of contract	General
Contract start date	01/04/2006
Contract end date	

18/19 Contracted general activity (UDA)	2,235
Carry forward general activity (UDA)	-1
18/19 Contracted orthodontic activity (UOA)	0
Carry forward orthodontic activity (UOA)	0
Baseline contract value	£55,981.88

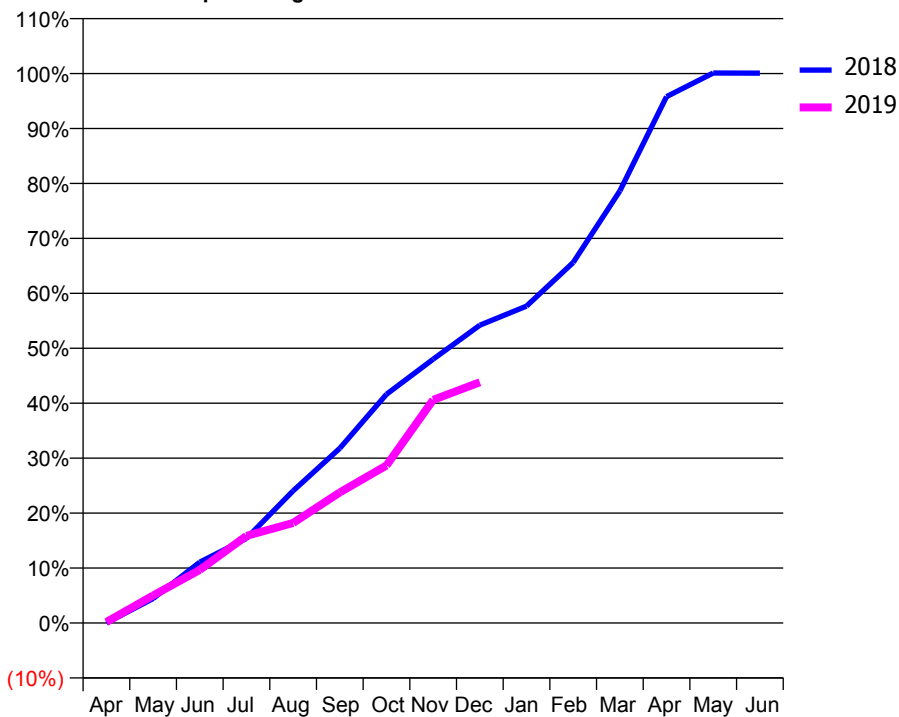
ACCESS*

Patients seen in 24 months	Total	Change since previous quarter
Quarter ending December 2017	623	
Quarter ending March 2018	822	↑
Quarter ending June 2018	913	↑
Quarter ending September 2018	815	↓
Quarter ending December 2018	788	↓
Variance since December 2017	26.5%	↑



ACTIVITY

Cumulative percentage of contracted UDA delivered 2018 & 2019



Month	Adjusted Scheduled Activity (UDA)	
	2018	2019
April	0	4
May	100	112
June	248	216
July	344	354
August	538	407
September	711	531
October	930	641
November	1,073	908
December	1,212	979
January	1,289	
February	1,466	
March	1,757	
April	2,141	
May	2,237	
June	2,236	

QUALITY

	Quantity	Base Number	Contract	AT	Region	England
% of FP17s for the same patient ID Re-attending within 3 months - Children	5	168	3.0%	9.6%	11.3%	11.8%
% of FP17s for the same patient ID Re-attending within 3 months - Adults	34	610	5.6%	13.7%	15.3%	15.6%
% of FP17s for the same patient ID Re-attending between 3 & 9 months - Children	51	168	30.4%	61.8%	61.1%	58.8%
% of FP17s for the same patient ID Re-attending between 3 & 9 months - Adults	222	610	36.4%	53.1%	52.4%	51.0%
% of FP17s for Band 1 Urgent Courses	30	497	6.0%	8.6%	9.5%	9.0%
% of FP17s Relating to Free Repair or Replacements	2	497	0.4%	0.8%	0.7%	0.8%
% of FP17s Relating to Continuations	4	497	0.8%	1.0%	0.8%	0.9%
% of Patients satisfied with the dentistry they have received	0	0	N/A	92.0%	93.1%	93.2%
% of Patients satisfied with the time they had to wait for an appointment	0	0	N/A	90.4%	87.8%	88.3%

* This is based on patients treated on this contract for their most recent course of treatment. Figures in italics indicate the base number of FP17s or Patient Questionnaire responses are less than 100. N/A is shown where the base number of responses is less than 10 during the period. % is calculated as Quantity/Base number*100

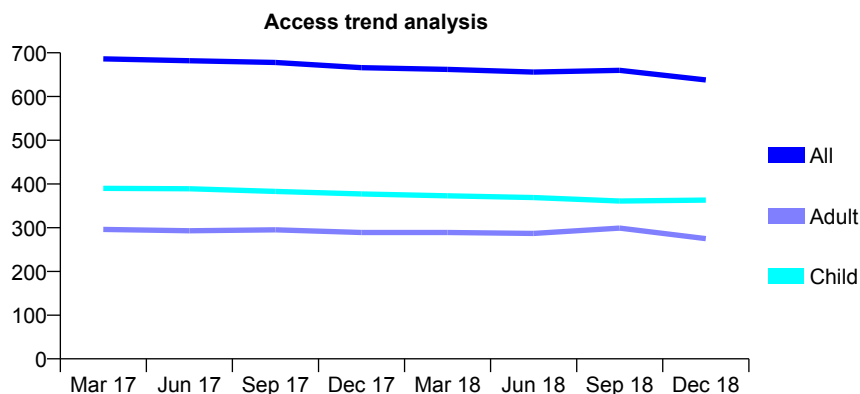
Q65 - Vital Signs At a Glance Contract Report for 342408/0001 - December 2018

Name or company name	MR DA CHAPMAN
Contract type name	GDS Contract
Purpose of contract	General and Orthodontic
Contract start date	01/12/2014
Contract end date	

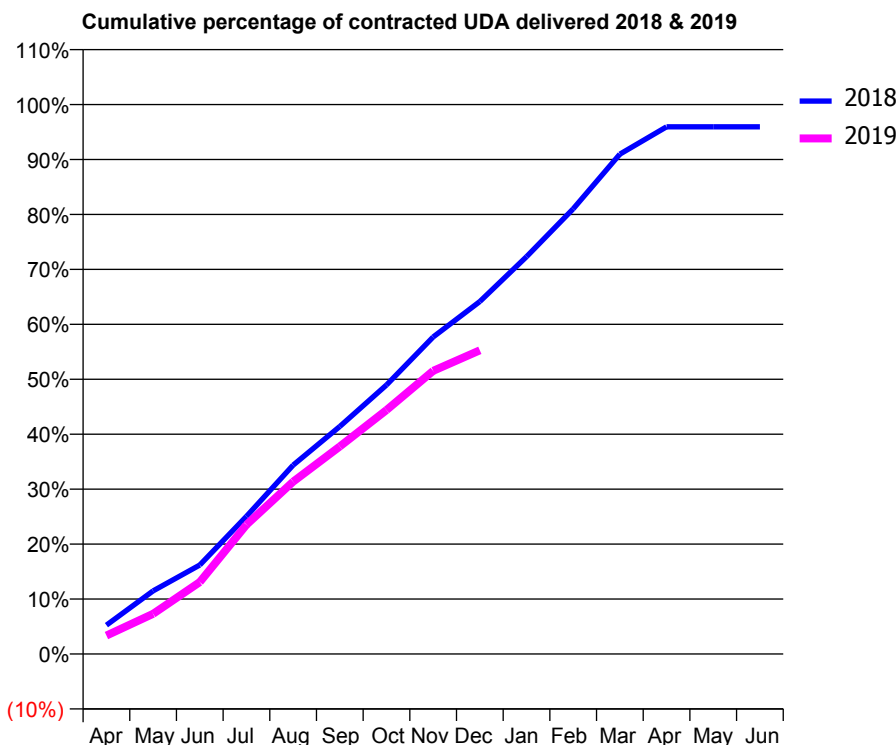
18/19 Contracted general activity (UDA)	1,770
Carry forward general activity (UDA)	0
18/19 Contracted orthodontic activity (UOA)	0
Carry forward orthodontic activity (UOA)	0
Baseline contract value	£46,314.80

ACCESS*

Patients seen in 24 months	Total	Change since previous quarter
Quarter ending December 2017	666	
Quarter ending March 2018	662	→
Quarter ending June 2018	656	→
Quarter ending September 2018	660	→
Quarter ending December 2018	638	↓
Variance since December 2017	(4.2%)	↓



ACTIVITY



Month	Adjusted Scheduled Activity (UDA)	
	2018	2019
April	93	59
May	203	129
June	287	232
July	443	416
August	608	555
September	733	668
October	866	786
November	1,021	912
December	1,136	978
January	1,280	
February	1,434	
March	1,610	
April	1,698	
May	1,698	
June	1,698	

QUALITY

	Quantity	Base Number	Contract	AT	Region	England
% of FP17s for the same patient ID Re-attending within 3 months - Children	38	415	9.2%	9.6%	11.3%	11.8%
% of FP17s for the same patient ID Re-attending within 3 months - Adults	30	238	12.6%	13.7%	15.3%	15.6%
% of FP17s for the same patient ID Re-attending between 3 & 9 months - Children	302	415	72.8%	61.8%	61.1%	58.8%
% of FP17s for the same patient ID Re-attending between 3 & 9 months - Adults	143	238	60.1%	53.1%	52.4%	51.0%
% of FP17s for Band 1 Urgent Courses	22	619	3.6%	8.6%	9.5%	9.0%
% of FP17s Relating to Free Repair or Replacements	0	619	0.0%	0.8%	0.7%	0.8%
% of FP17s Relating to Continuations	2	619	0.3%	1.0%	0.8%	0.9%
% of Patients satisfied with the dentistry they have received	1	1	N/A	92.0%	93.1%	93.2%
% of Patients satisfied with the time they had to wait for an appointment	1	1	N/A	90.4%	87.8%	88.3%

* This is based on patients treated on this contract for their most recent course of treatment. Figures in italics indicate the base number of FP17s or Patient Questionnaire responses are less than 100. N/A is shown where the base number of responses is less than 10 during the period. % is calculated as Quantity/Base number*100

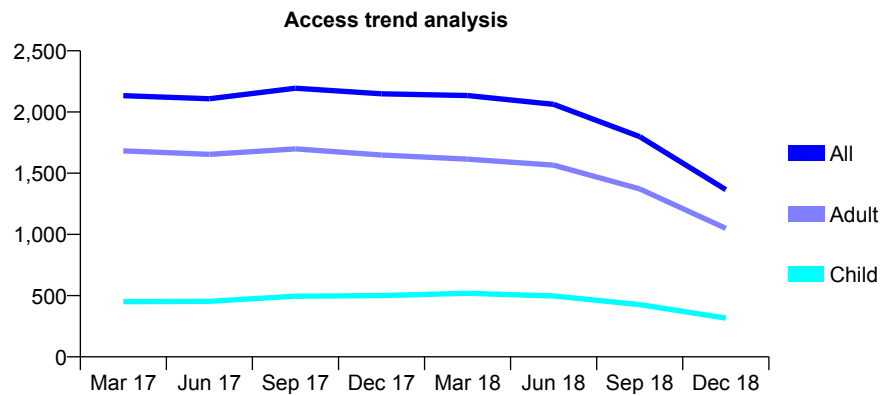
Q65 - Vital Signs At a Glance Contract Report for 364800/0001 - December 2018

Name or company name	Mr MJ Brown
Contract type name	GDS Contract
Purpose of contract	General
Contract start date	01/04/2012
Contract end date	

18/19 Contracted general activity (UDA)	5,601
Carry forward general activity (UDA)	-45
18/19 Contracted orthodontic activity (UOA)	0
Carry forward orthodontic activity (UOA)	0
Baseline contract value	£127,919.43

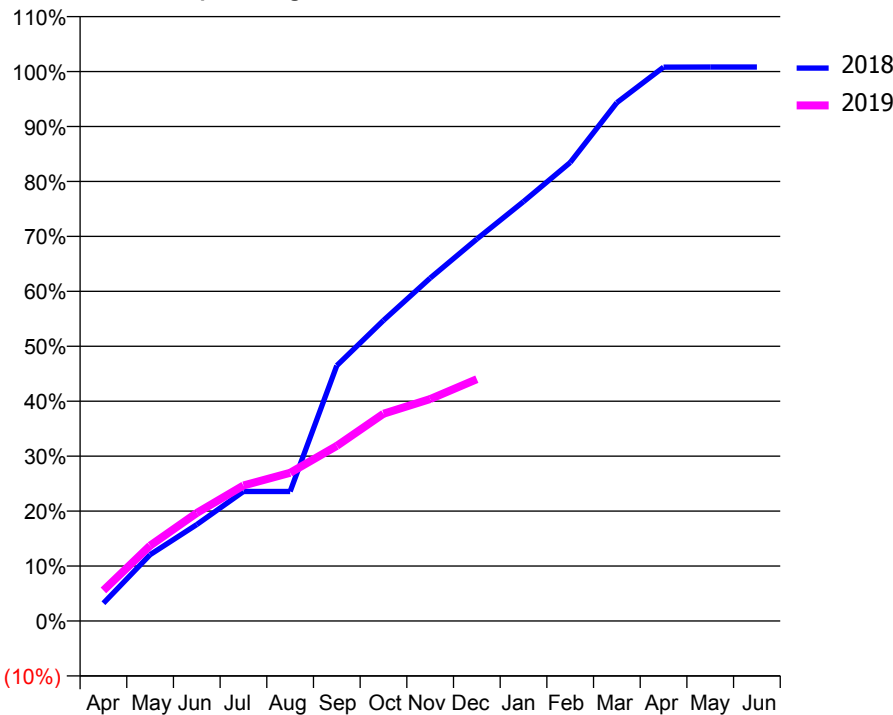
ACCESS*

Patients seen in 24 months	Total	Change since previous quarter
Quarter ending December 2017	2,149	
Quarter ending March 2018	2,134	→
Quarter ending June 2018	2,063	↓
Quarter ending September 2018	1,799	↓
Quarter ending December 2018	1,366	↓
Variance since December 2017	(36.4%)	↓



ACTIVITY

Cumulative percentage of contracted UDA delivered 2018 & 2019



Month	Adjusted Scheduled Activity (UDA)	
	2018	2019
April	181	312
May	677	769
June	983	1,101
July	1,321	1,382
August	1,321	1,511
September	2,604	1,785
October	3,065	2,113
November	3,495	2,262
December	3,893	2,465
January	4,275	
February	4,673	
March	5,283	
April	5,645	
May	5,647	
June	5,646	

QUALITY

	Quantity	Base Number	Contract	AT	Region	England
% of FP17s for the same patient ID Re-attending within 3 months - Children	18	248	7.3%	9.6%	11.3%	11.8%
% of FP17s for the same patient ID Re-attending within 3 months - Adults	89	788	11.3%	13.7%	15.3%	15.6%
% of FP17s for the same patient ID Re-attending between 3 & 9 months - Children	89	248	35.9%	61.8%	61.1%	58.8%
% of FP17s for the same patient ID Re-attending between 3 & 9 months - Adults	322	788	40.9%	53.1%	52.4%	51.0%
% of FP17s for Band 1 Urgent Courses	73	932	7.8%	8.6%	9.5%	9.0%
% of FP17s Relating to Free Repair or Replacements	2	932	0.2%	0.8%	0.7%	0.8%
% of FP17s Relating to Continuations	5	932	0.5%	1.0%	0.8%	0.9%
% of Patients satisfied with the dentistry they have received	5	5	N/A	92.0%	93.1%	93.2%
% of Patients satisfied with the time they had to wait for an appointment	5	5	N/A	90.4%	87.8%	88.3%

* This is based on patients treated on this contract for their most recent course of treatment. Figures in italics indicate the base number of FP17s or Patient Questionnaire responses are less than 100. N/A is shown where the base number of responses is less than 10 during the period. % is calculated as Quantity/Base number*100

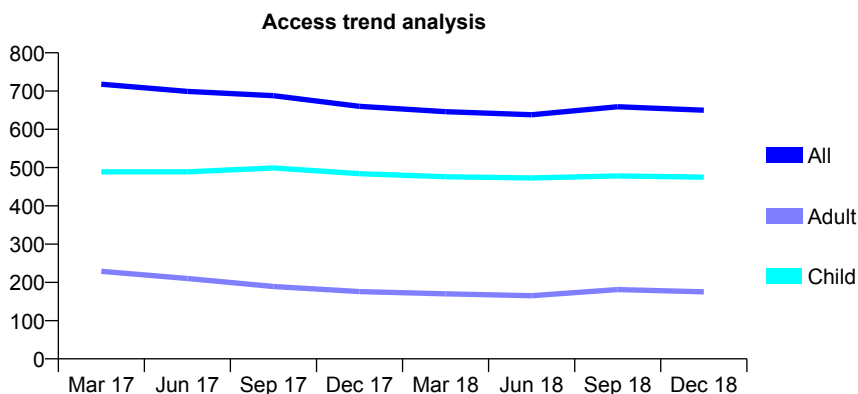
Q65 - Vital Signs At a Glance Contract Report for 568031/0001 - December 2018

Name or company name	MR SC LAWSON
Contract type name	GDS Contract
Purpose of contract	General and Orthodontic
Contract start date	01/01/2015
Contract end date	

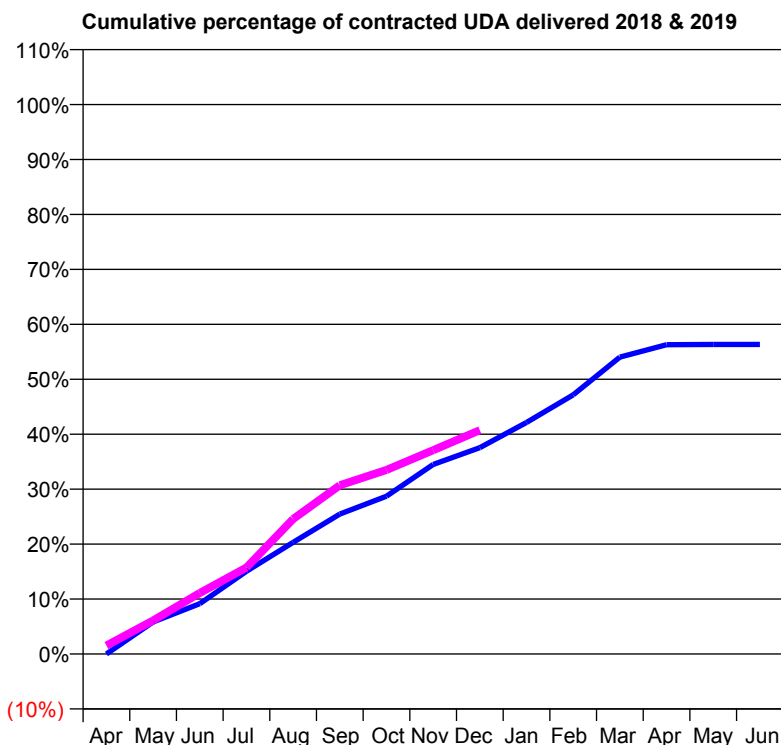
18/19 Contracted general activity (UDA)	2,000
Carry forward general activity (UDA)	0
18/19 Contracted orthodontic activity (UOA)	743
Carry forward orthodontic activity (UOA)	15
Baseline contract value	£98,922.58

ACCESS*

Patients seen in 24 months	Total	Change since previous quarter
Quarter ending December 2017	660	
Quarter ending March 2018	646	↓
Quarter ending June 2018	638	↓
Quarter ending September 2018	659	↑
Quarter ending December 2018	650	↓
Variance since December 2017	(1.5%)	↓



ACTIVITY



Month	Adjusted Scheduled Activity (UDA)	
	2018	2019
April	0	31
May	117	122
June	183	222
July	301	315
August	406	491
September	509	614
October	575	670
November	690	742
December	751	815
January	843	
February	943	
March	1,081	
April	1,126	
May	1,127	
June	1,127	

QUALITY

	Quantity	Base Number	Contract	AT	Region	England
% of FP17s for the same patient ID Re-attending within 3 months - Children	51	525	9.7%	9.6%	11.3%	11.8%
% of FP17s for the same patient ID Re-attending within 3 months - Adults	1	97	1.0%	13.7%	15.3%	15.6%
% of FP17s for the same patient ID Re-attending between 3 & 9 months - Children	274	525	52.2%	61.8%	61.1%	58.8%
% of FP17s for the same patient ID Re-attending between 3 & 9 months - Adults	6	97	6.2%	53.1%	52.4%	51.0%
% of FP17s for Band 1 Urgent Courses	104	516	20.2%	8.6%	9.5%	9.0%
% of FP17s Relating to Free Repair or Replacements	0	516	0.0%	0.8%	0.7%	0.8%
% of FP17s Relating to Continuations	0	516	0.0%	1.0%	0.8%	0.9%
% of Patients satisfied with the dentistry they have received	1	1	N/A	92.0%	93.1%	93.2%
% of Patients satisfied with the time they had to wait for an appointment	1	1	N/A	90.4%	87.8%	88.3%

* This is based on patients treated on this contract for their most recent course of treatment. Figures in italics indicate the base number of FP17s or Patient Questionnaire responses are less than 100. N/A is shown where the base number of responses is less than 10 during the period. % is calculated as Quantity/Base number*100

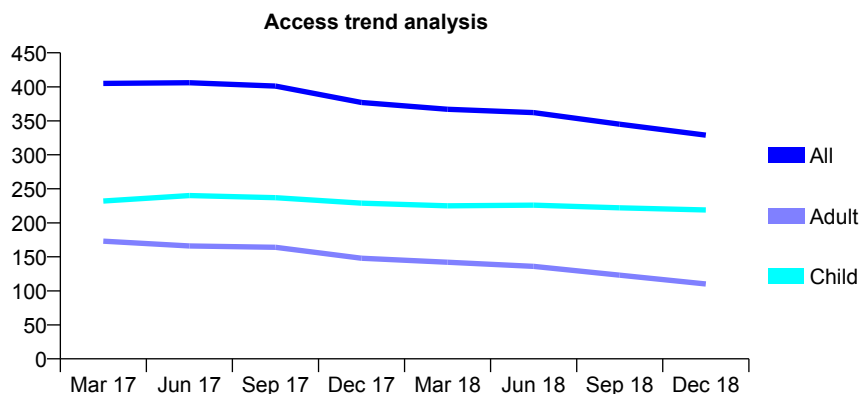
Q65 - Vital Signs At a Glance Contract Report for 568058/0001 - December 2018

Name or company name	MR DG GIBSON
Contract type name	GDS Contract
Purpose of contract	General
Contract start date	01/04/2006
Contract end date	

18/19 Contracted general activity (UDA)	750
Carry forward general activity (UDA)	0
18/19 Contracted orthodontic activity (UOA)	0
Carry forward orthodontic activity (UOA)	0
Baseline contract value	£18,449.72

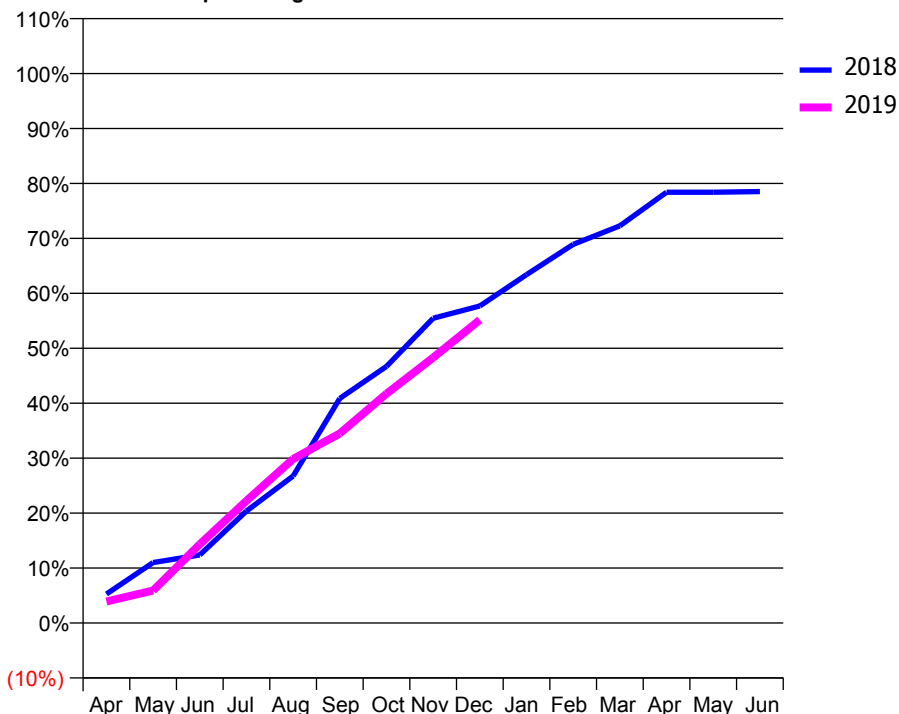
ACCESS*

Patients seen in 24 months	Total	Change since previous quarter
Quarter ending December 2017	377	
Quarter ending March 2018	367	↓
Quarter ending June 2018	362	↓
Quarter ending September 2018	345	↓
Quarter ending December 2018	329	↓
Variance since December 2017	(12.7%)	↓



ACTIVITY

Cumulative percentage of contracted UDA delivered 2018 & 2019



Month	Adjusted Scheduled Activity (UDA)	
	2018	2019
April	50	29
May	105	44
June	118	107
July	194	167
August	254	224
September	388	259
October	444	313
November	527	362
December	548	414
January	602	
February	655	
March	687	
April	745	
May	745	
June	746	

QUALITY

	Quantity	Base Number	Contract	AT	Region	England
% of FP17s for the same patient ID Re-attending within 3 months - Children	22	249	8.8%	9.6%	11.3%	11.8%
% of FP17s for the same patient ID Re-attending within 3 months - Adults	16	92	17.4%	13.7%	15.3%	15.6%
% of FP17s for the same patient ID Re-attending between 3 & 9 months - Children	157	249	63.1%	61.8%	61.1%	58.8%
% of FP17s for the same patient ID Re-attending between 3 & 9 months - Adults	55	92	59.8%	53.1%	52.4%	51.0%
% of FP17s for Band 1 Urgent Courses	24	286	8.4%	8.6%	9.5%	9.0%
% of FP17s Relating to Free Repair or Replacements	0	286	0.0%	0.8%	0.7%	0.8%
% of FP17s Relating to Continuations	0	286	0.0%	1.0%	0.8%	0.9%
% of Patients satisfied with the dentistry they have received	0	0	N/A	92.0%	93.1%	93.2%
% of Patients satisfied with the time they had to wait for an appointment	0	0	N/A	90.4%	87.8%	88.3%

* This is based on patients treated on this contract for their most recent course of treatment. Figures in italics indicate the base number of FP17s or Patient Questionnaire responses are less than 100. N/A is shown where the base number of responses is less than 10 during the period. % is calculated as Quantity/Base number*100

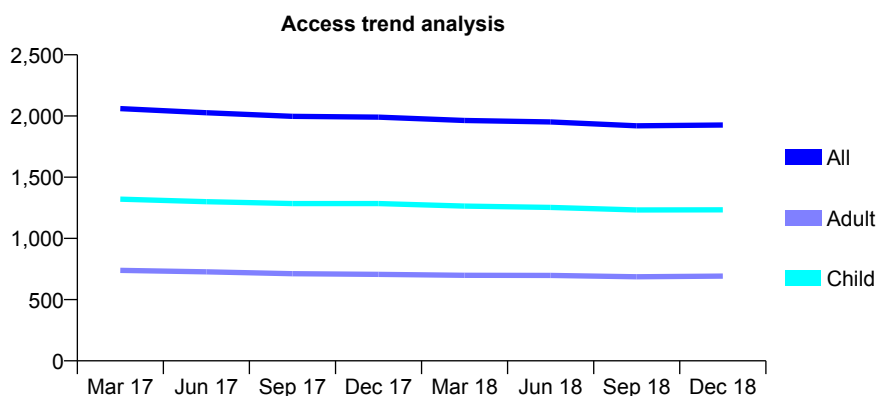
Q65 - Vital Signs At a Glance Contract Report for 570796/0001 - December 2018

Name or company name	MR JL RAUTENBACH
Contract type name	GDS Contract
Purpose of contract	General
Contract start date	01/04/2006
Contract end date	

18/19 Contracted general activity (UDA)	3,860
Carry forward general activity (UDA)	0
18/19 Contracted orthodontic activity (UOA)	0
Carry forward orthodontic activity (UOA)	0
Baseline contract value	£92,728.02

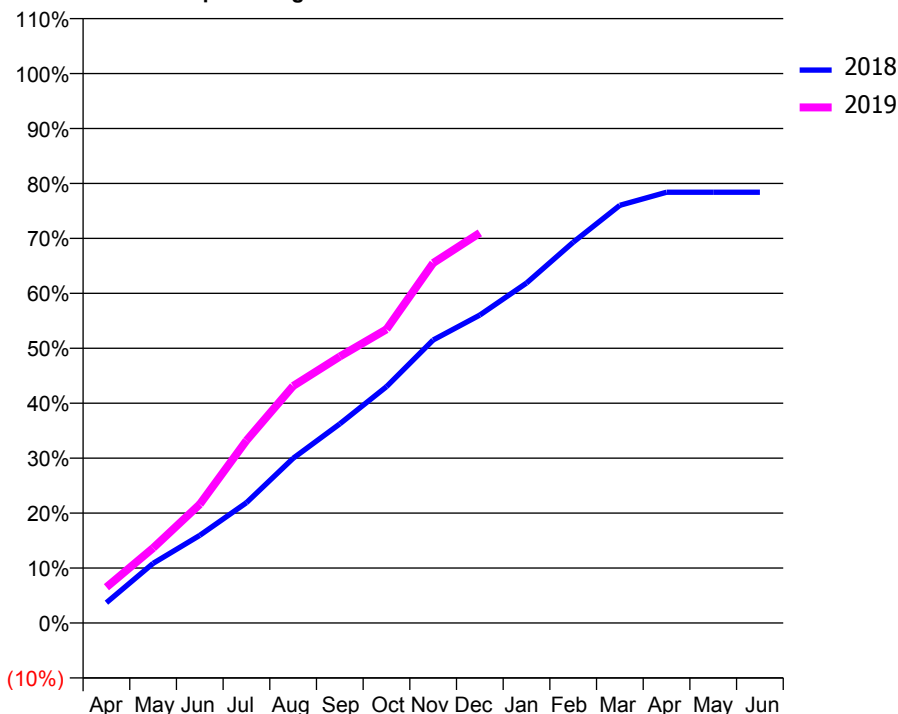
ACCESS*

Patients seen in 24 months	Total	Change since previous quarter
Quarter ending December 2017	1,991	
Quarter ending March 2018	1,963	↓
Quarter ending June 2018	1,951	→
Quarter ending September 2018	1,920	↓
Quarter ending December 2018	1,926	→
Variance since December 2017	(3.3%)	↓



ACTIVITY

Cumulative percentage of contracted UDA delivered 2018 & 2019



Month	Adjusted Scheduled Activity (UDA)	
	2018	2019
April	179	252
May	528	527
June	776	834
July	1,064	1,282
August	1,457	1,665
September	1,762	1,872
October	2,090	2,063
November	2,503	2,528
December	2,724	2,740
January	3,006	
February	3,367	
March	3,694	
April	3,810	
May	3,809	
June	3,809	

QUALITY

	Quantity	Base Number	Contract	AT	Region	England
% of FP17s for the same patient ID Re-attending within 3 months - Children	72	1,569	4.6%	9.6%	11.3%	11.8%
% of FP17s for the same patient ID Re-attending within 3 months - Adults	64	508	12.6%	13.7%	15.3%	15.6%
% of FP17s for the same patient ID Re-attending between 3 & 9 months - Children	1,195	1,569	76.2%	61.8%	61.1%	58.8%
% of FP17s for the same patient ID Re-attending between 3 & 9 months - Adults	268	508	52.8%	53.1%	52.4%	51.0%
% of FP17s for Band 1 Urgent Courses	52	1,973	2.6%	8.6%	9.5%	9.0%
% of FP17s Relating to Free Repair or Replacements	1	1,973	0.1%	0.8%	0.7%	0.8%
% of FP17s Relating to Continuations	0	1,973	0.0%	1.0%	0.8%	0.9%
% of Patients satisfied with the dentistry they have received	1	1	N/A	92.0%	93.1%	93.2%
% of Patients satisfied with the time they had to wait for an appointment	1	1	N/A	90.4%	87.8%	88.3%

* This is based on patients treated on this contract for their most recent course of treatment. Figures in italics indicate the base number of FP17s or Patient Questionnaire responses are less than 100. N/A is shown where the base number of responses is less than 10 during the period. % is calculated as Quantity/Base number*100

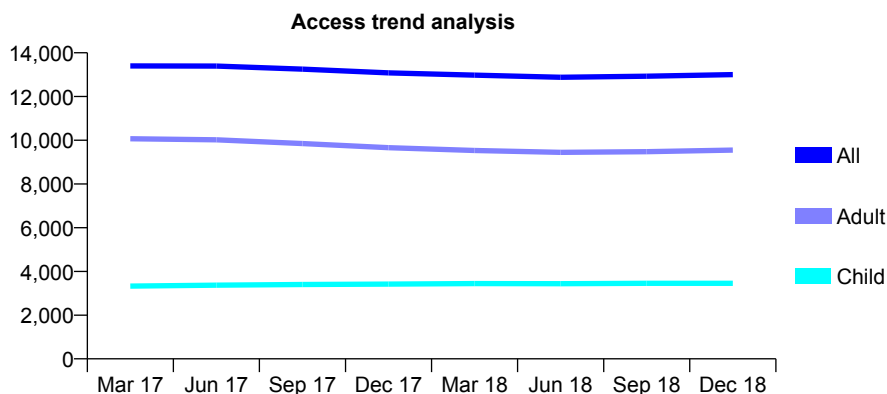
Q65 - Vital Signs At a Glance Contract Report for 574236/0001 - December 2018

Name or company name	Coronation Road Dental Surgery
Contract type name	GDS Contract
Purpose of contract	General
Contract start date	01/04/2006
Contract end date	

18/19 Contracted general activity (UDA)	31,810
Carry forward general activity (UDA)	0
18/19 Contracted orthodontic activity (UOA)	0
Carry forward orthodontic activity (UOA)	0
Baseline contract value	£794,850.04

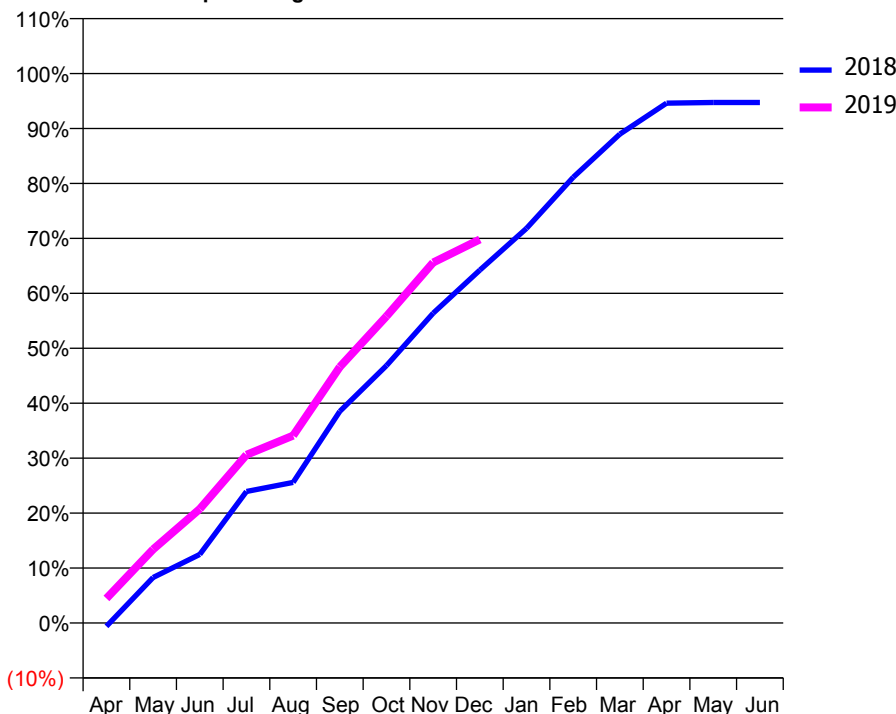
ACCESS*

Patients seen in 24 months	Total	Change since previous quarter
Quarter ending December 2017	13,083	
Quarter ending March 2018	12,978	→
Quarter ending June 2018	12,883	→
Quarter ending September 2018	12,931	→
Quarter ending December 2018	13,005	→
Variance since December 2017	(0.6%)	→



ACTIVITY

Cumulative percentage of contracted UDA delivered 2018 & 2019



Month	Adjusted Scheduled Activity (UDA)	
	2018	2019
April	-199	1,424
May	2,633	4,263
June	3,973	6,606
July	7,612	9,736
August	8,136	10,851
September	12,253	14,828
October	14,904	17,761
November	17,937	20,866
December	20,430	22,208
January	22,843	
February	25,799	
March	28,301	
April	30,097	
May	30,134	
June	30,133	

QUALITY

	Quantity	Base Number	Contract	AT	Region	England
% of FP17s for the same patient ID Re-attending within 3 months - Children	251	4,185	6.0%	9.6%	11.3%	11.8%
% of FP17s for the same patient ID Re-attending within 3 months - Adults	1,296	10,508	12.3%	13.7%	15.3%	15.6%
% of FP17s for the same patient ID Re-attending between 3 & 9 months - Children	2,966	4,185	70.9%	61.8%	61.1%	58.8%
% of FP17s for the same patient ID Re-attending between 3 & 9 months - Adults	6,693	10,508	63.7%	53.1%	52.4%	51.0%
% of FP17s for Band 1 Urgent Courses	885	13,676	6.5%	8.6%	9.5%	9.0%
% of FP17s Relating to Free Repair or Replacements	73	13,676	0.5%	0.8%	0.7%	0.8%
% of FP17s Relating to Continuations	119	13,676	0.9%	1.0%	0.8%	0.9%
% of Patients satisfied with the dentistry they have received	3	3	N/A	92.0%	93.1%	93.2%
% of Patients satisfied with the time they had to wait for an appointment	3	3	N/A	90.4%	87.8%	88.3%

* This is based on patients treated on this contract for their most recent course of treatment. Figures in italics indicate the base number of FP17s or Patient Questionnaire responses are less than 100. N/A is shown where the base number of responses is less than 10 during the period. % is calculated as Quantity/Base number*100

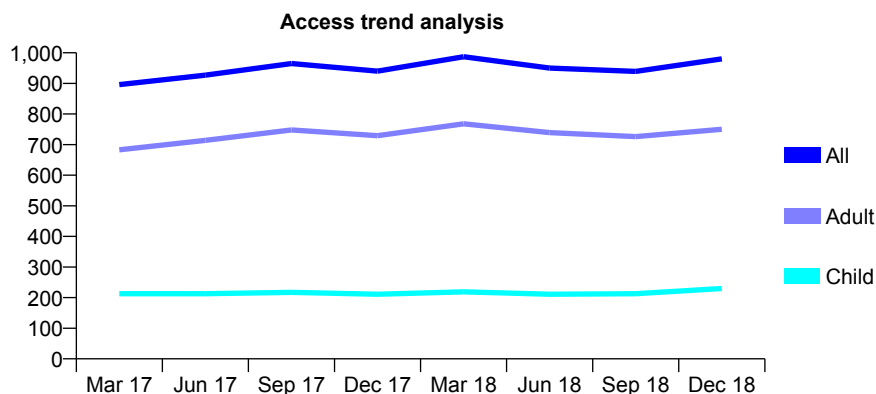
Q65 - Vital Signs At a Glance Contract Report for 629596/0001 - December 2018

Name or company name	MR NJ NEWTON
Contract type name	GDS Contract
Purpose of contract	General
Contract start date	01/04/2006
Contract end date	

18/19 Contracted general activity (UDA)	2,990
Carry forward general activity (UDA)	-60
18/19 Contracted orthodontic activity (UOA)	0
Carry forward orthodontic activity (UOA)	0
Baseline contract value	£82,990.13

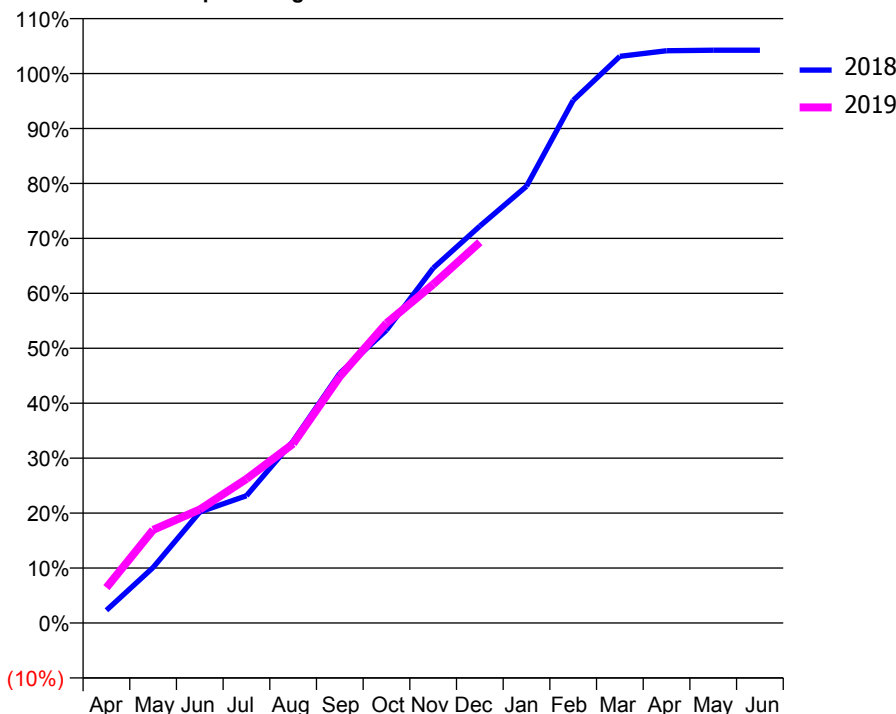
ACCESS*

Patients seen in 24 months	Total	Change since previous quarter
Quarter ending December 2017	940	
Quarter ending March 2018	987	↑
Quarter ending June 2018	950	↓
Quarter ending September 2018	939	↓
Quarter ending December 2018	980	↑
Variance since December 2017	4.3%	↑



ACTIVITY

Cumulative percentage of contracted UDA delivered 2018 & 2019



Adjusted Scheduled Activity (UDA)

Month	2018	2019
April	69	193
May	302	507
June	604	618
July	692	784
August	990	975
September	1,360	1,341
October	1,593	1,632
November	1,931	1,843
December	2,159	2,072
January	2,376	
February	2,844	
March	3,083	
April	3,114	
May	3,117	
June	3,117	

QUALITY

	Quantity	Base Number	Contract	AT	Region	England
% of FP17s for the same patient ID Re-attending within 3 months - Children	12	248	4.8%	9.6%	11.3%	11.8%
% of FP17s for the same patient ID Re-attending within 3 months - Adults	72	726	9.9%	13.7%	15.3%	15.6%
% of FP17s for the same patient ID Re-attending between 3 & 9 months - Children	158	248	63.7%	61.8%	61.1%	58.8%
% of FP17s for the same patient ID Re-attending between 3 & 9 months - Adults	491	726	67.6%	53.1%	52.4%	51.0%
% of FP17s for Band 1 Urgent Courses	30	962	3.1%	8.6%	9.5%	9.0%
% of FP17s Relating to Free Repair or Replacements	0	962	0.0%	0.8%	0.7%	0.8%
% of FP17s Relating to Continuations	8	962	0.8%	1.0%	0.8%	0.9%
% of Patients satisfied with the dentistry they have received	2	2	N/A	92.0%	93.1%	93.2%
% of Patients satisfied with the time they had to wait for an appointment	2	2	N/A	90.4%	87.8%	88.3%

* This is based on patients treated on this contract for their most recent course of treatment. Figures in italics indicate the base number of FP17s or Patient Questionnaire responses are less than 100. N/A is shown where the base number of responses is less than 10 during the period. % is calculated as Quantity/Base number*100

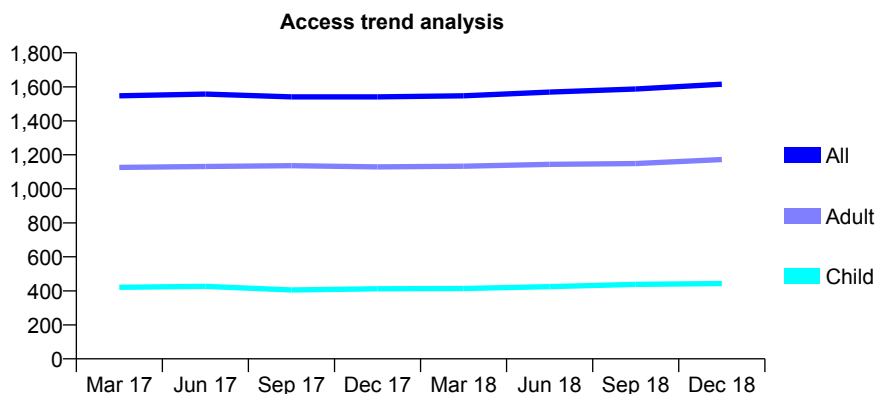
Q65 - Vital Signs At a Glance Contract Report for 632910/0001 - December 2018

Name or company name	MR GW IRVINE
Contract type name	GDS Contract
Purpose of contract	General
Contract start date	01/04/2006
Contract end date	

18/19 Contracted general activity (UDA)	1,700
Carry forward general activity (UDA)	0
18/19 Contracted orthodontic activity (UOA)	0
Carry forward orthodontic activity (UOA)	0
Baseline contract value	£37,262.34

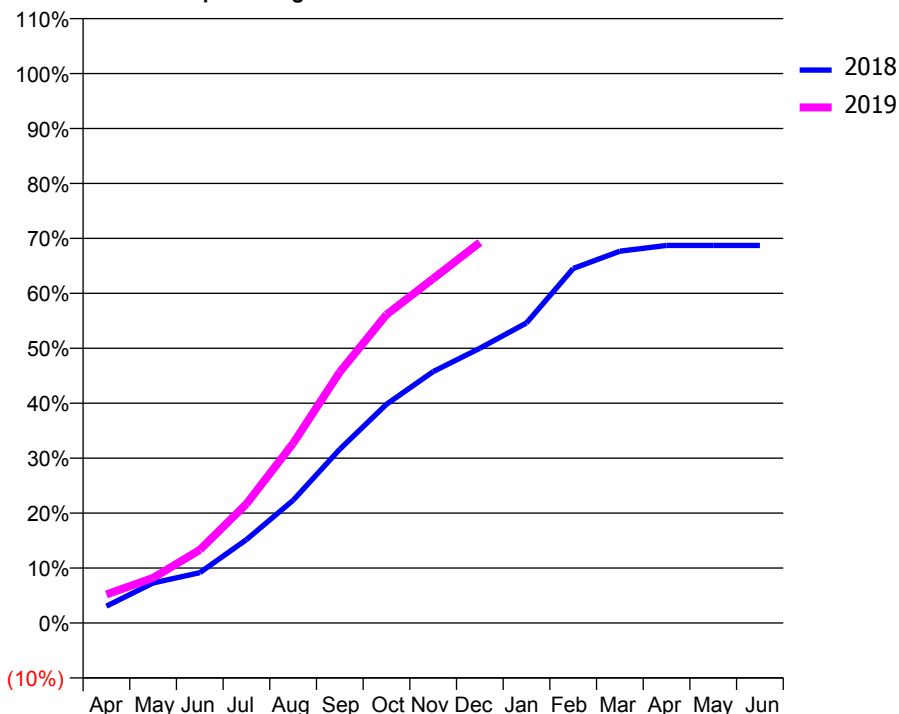
ACCESS*

Patients seen in 24 months	Total	Change since previous quarter
Quarter ending December 2017	1,541	
Quarter ending March 2018	1,547	→
Quarter ending June 2018	1,569	→
Quarter ending September 2018	1,587	→
Quarter ending December 2018	1,615	→
Variance since December 2017	4.8%	↑



ACTIVITY

Cumulative percentage of contracted UDA delivered 2018 & 2019



Month	Adjusted Scheduled Activity (UDA)	
	2018	2019
April	52	89
May	124	140
June	156	226
July	258	369
August	380	556
September	538	777
October	677	954
November	778	1,065
December	850	1,177
January	928	
February	1,097	
March	1,150	
April	1,168	
May	1,168	
June	1,168	

QUALITY

	Quantity	Base Number	Contract	AT	Region	England
% of FP17s for the same patient ID Re-attending within 3 months - Children	33	457	7.2%	9.6%	11.3%	11.8%
% of FP17s for the same patient ID Re-attending within 3 months - Adults	159	1,091	14.6%	13.7%	15.3%	15.6%
% of FP17s for the same patient ID Re-attending between 3 & 9 months - Children	231	457	50.5%	61.8%	61.1%	58.8%
% of FP17s for the same patient ID Re-attending between 3 & 9 months - Adults	509	1,091	46.7%	53.1%	52.4%	51.0%
% of FP17s for Band 1 Urgent Courses	30	616	4.9%	8.6%	9.5%	9.0%
% of FP17s Relating to Free Repair or Replacements	2	616	0.3%	0.8%	0.7%	0.8%
% of FP17s Relating to Continuations	3	616	0.5%	1.0%	0.8%	0.9%
% of Patients satisfied with the dentistry they have received	2	2	N/A	92.0%	93.1%	93.2%
% of Patients satisfied with the time they had to wait for an appointment	2	2	N/A	90.4%	87.8%	88.3%

* This is based on patients treated on this contract for their most recent course of treatment. Figures in italics indicate the base number of FP17s or Patient Questionnaire responses are less than 100. N/A is shown where the base number of responses is less than 10 during the period. % is calculated as Quantity/Base number*100

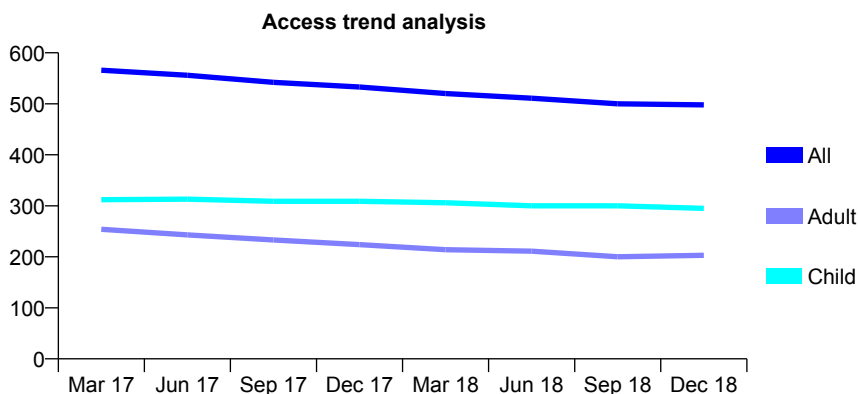
Q65 - Vital Signs At a Glance Contract Report for 643777/0001 - December 2018

Name or company name	MR SD WATKINS
Contract type name	GDS Contract
Purpose of contract	General
Contract start date	01/04/2006
Contract end date	

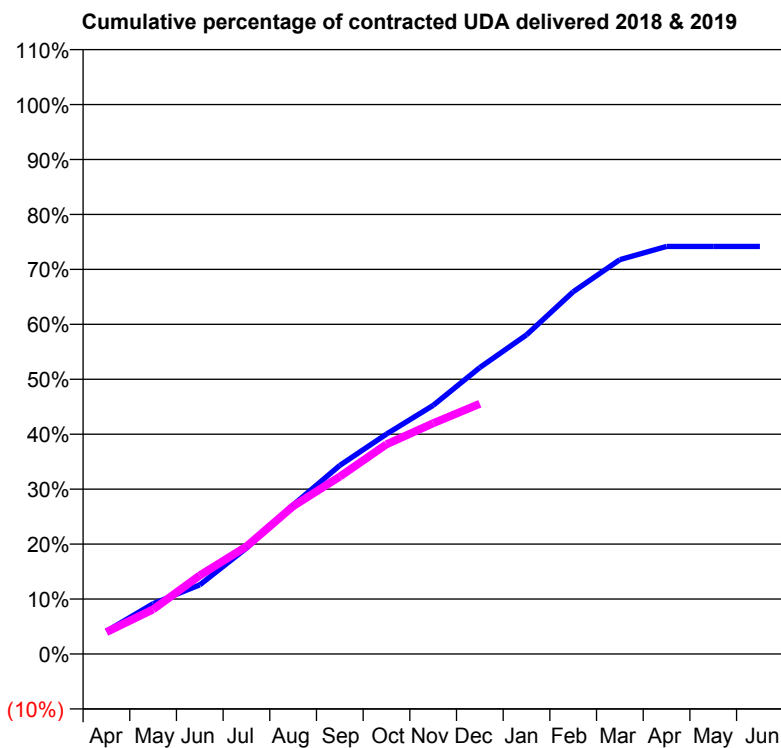
18/19 Contracted general activity (UDA)	1,750
Carry forward general activity (UDA)	0
18/19 Contracted orthodontic activity (UOA)	0
Carry forward orthodontic activity (UOA)	0
Baseline contract value	£39,361.64

ACCESS*

Patients seen in 24 months	Total	Change since previous quarter
Quarter ending December 2017	533	
Quarter ending March 2018	520	↓
Quarter ending June 2018	511	↓
Quarter ending September 2018	500	↓
Quarter ending December 2018	498	→
Variance since December 2017	(6.6%)	↓



ACTIVITY



Adjusted Scheduled Activity (UDA)		
Month	2018	2019
April	72	70
May	160	142
June	220	250
July	338	342
August	475	471
September	601	565
October	701	668
November	792	735
December	913	797
January	1,017	
February	1,154	
March	1,256	
April	1,298	
May	1,298	
June	1,298	

QUALITY

	Quantity	Base Number	Contract	AT	Region	England
% of FP17s for the same patient ID Re-attending within 3 months - Children	26	405	6.4%	9.6%	11.3%	11.8%
% of FP17s for the same patient ID Re-attending within 3 months - Adults	20	197	10.2%	13.7%	15.3%	15.6%
% of FP17s for the same patient ID Re-attending between 3 & 9 months - Children	326	405	80.5%	61.8%	61.1%	58.8%
% of FP17s for the same patient ID Re-attending between 3 & 9 months - Adults	150	197	76.1%	53.1%	52.4%	51.0%
% of FP17s for Band 1 Urgent Courses	5	570	0.9%	8.6%	9.5%	9.0%
% of FP17s Relating to Free Repair or Replacements	0	570	0.0%	0.8%	0.7%	0.8%
% of FP17s Relating to Continuations	0	570	0.0%	1.0%	0.8%	0.9%
% of Patients satisfied with the dentistry they have received	0	0	N/A	92.0%	93.1%	93.2%
% of Patients satisfied with the time they had to wait for an appointment	0	0	N/A	90.4%	87.8%	88.3%

* This is based on patients treated on this contract for their most recent course of treatment. Figures in italics indicate the base number of FP17s or Patient Questionnaire responses are less than 100. N/A is shown where the base number of responses is less than 10 during the period. % is calculated as Quantity/Base number*100

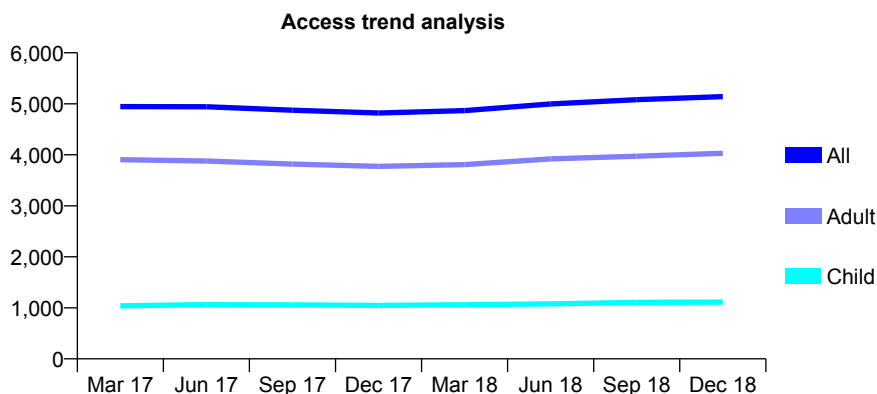
Q65 - Vital Signs At a Glance Contract Report for 644927/0001 - December 2018

Name or company name	MR MR BRICKLEY
Contract type name	GDS Contract
Purpose of contract	General
Contract start date	01/04/2006
Contract end date	

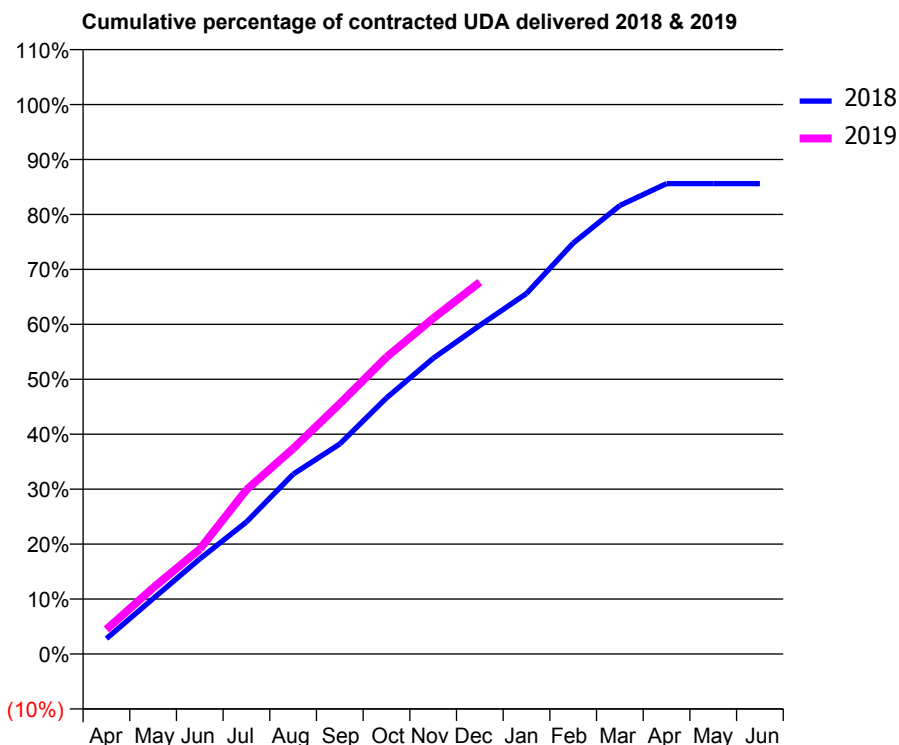
18/19 Contracted general activity (UDA)	15,500
Carry forward general activity (UDA)	0
18/19 Contracted orthodontic activity (UOA)	0
Carry forward orthodontic activity (UOA)	0
Baseline contract value	£406,943.45

ACCESS*

Patients seen in 24 months	Total	Change since previous quarter
Quarter ending December 2017	4,820	
Quarter ending March 2018	4,867	→
Quarter ending June 2018	4,998	↑
Quarter ending September 2018	5,080	→
Quarter ending December 2018	5,142	→
Variance since December 2017	6.7%	↑



ACTIVITY



Month	Adjusted Scheduled Activity (UDA)	
	2018	2019
April	433	694
May	1,562	1,867
June	2,685	2,958
July	3,724	4,631
August	5,074	5,796
September	5,925	7,062
October	7,223	8,376
November	8,340	9,468
December	9,268	10,490
January	10,170	
February	11,590	
March	12,651	
April	13,269	
May	13,269	
June	13,269	

QUALITY

	Quantity	Base Number	Contract	AT	Region	England
% of FP17s for the same patient ID Re-attending within 3 months - Children	70	1,130	6.2%	9.6%	11.3%	11.8%
% of FP17s for the same patient ID Re-attending within 3 months - Adults	715	4,320	16.6%	13.7%	15.3%	15.6%
% of FP17s for the same patient ID Re-attending between 3 & 9 months - Children	595	1,130	52.7%	61.8%	61.1%	58.8%
% of FP17s for the same patient ID Re-attending between 3 & 9 months - Adults	1,976	4,320	45.7%	53.1%	52.4%	51.0%
% of FP17s for Band 1 Urgent Courses	500	5,163	9.7%	8.6%	9.5%	9.0%
% of FP17s Relating to Free Repair or Replacements	38	5,163	0.7%	0.8%	0.7%	0.8%
% of FP17s Relating to Continuations	101	5,163	2.0%	1.0%	0.8%	0.9%
% of Patients satisfied with the dentistry they have received	5	5	N/A	92.0%	93.1%	93.2%
% of Patients satisfied with the time they had to wait for an appointment	5	5	N/A	90.4%	87.8%	88.3%

* This is based on patients treated on this contract for their most recent course of treatment. Figures in italics indicate the base number of FP17s or Patient Questionnaire responses are less than 100. N/A is shown where the base number of responses is less than 10 during the period. % is calculated as Quantity/Base number*100

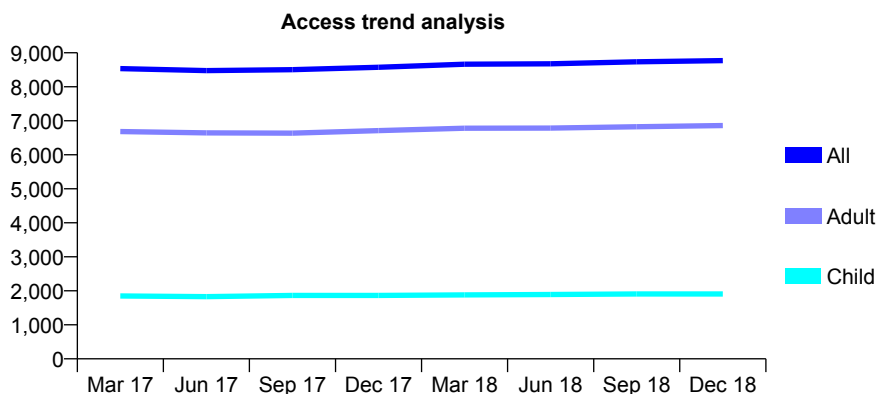
Q65 - Vital Signs At a Glance Contract Report for 644927/0002 - December 2018

Name or company name	MR MR BRICKLEY
Contract type name	GDS Contract
Purpose of contract	General
Contract start date	01/04/2006
Contract end date	

18/19 Contracted general activity (UDA)	23,942
Carry forward general activity (UDA)	0
18/19 Contracted orthodontic activity (UOA)	0
Carry forward orthodontic activity (UOA)	0
Baseline contract value	£629,463.56

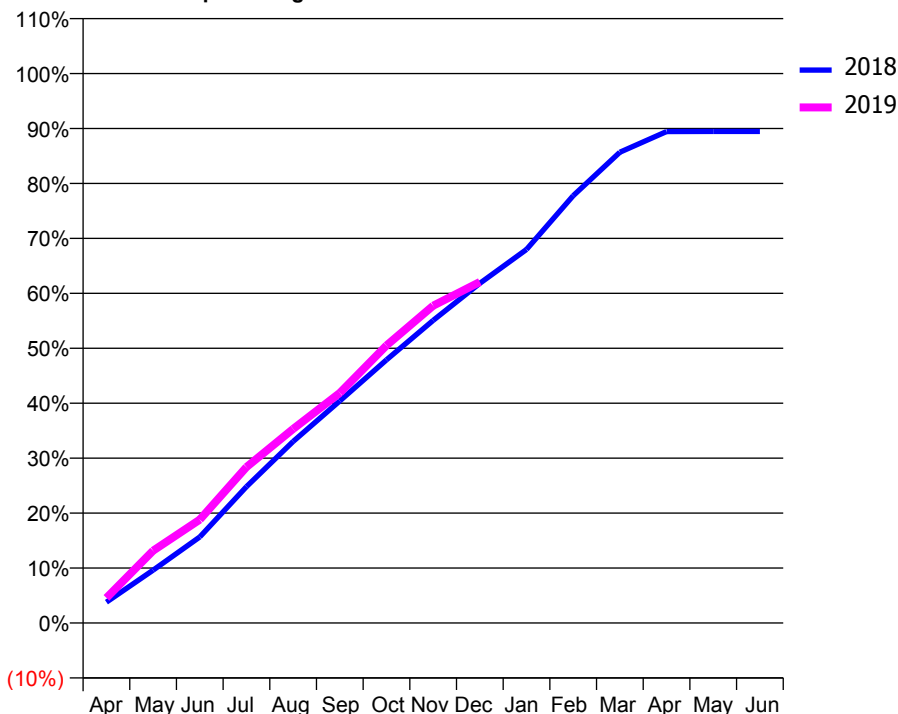
ACCESS*

Patients seen in 24 months	Total	Change since previous quarter
Quarter ending December 2017	8,575	
Quarter ending March 2018	8,664	→
Quarter ending June 2018	8,676	→
Quarter ending September 2018	8,734	→
Quarter ending December 2018	8,771	→
Variance since December 2017	2.3%	↑



ACTIVITY

Cumulative percentage of contracted UDA delivered 2018 & 2019



Month	Adjusted Scheduled Activity (UDA)	
	2018	2019
April	907	1,093
May	2,305	3,153
June	3,749	4,504
July	5,942	6,794
August	7,913	8,457
September	9,677	10,024
October	11,467	12,092
November	13,187	13,822
December	14,803	14,858
January	16,279	
February	18,616	
March	20,511	
April	21,413	
May	21,418	
June	21,418	

QUALITY

	Quantity	Base Number	Contract	AT	Region	England
% of FP17s for the same patient ID Re-attending within 3 months - Children	118	1,917	6.2%	9.6%	11.3%	11.8%
% of FP17s for the same patient ID Re-attending within 3 months - Adults	1,189	6,901	17.2%	13.7%	15.3%	15.6%
% of FP17s for the same patient ID Re-attending between 3 & 9 months - Children	1,176	1,917	61.3%	61.8%	61.1%	58.8%
% of FP17s for the same patient ID Re-attending between 3 & 9 months - Adults	3,252	6,901	47.1%	53.1%	52.4%	51.0%
% of FP17s for Band 1 Urgent Courses	1,118	8,285	13.5%	8.6%	9.5%	9.0%
% of FP17s Relating to Free Repair or Replacements	31	8,285	0.4%	0.8%	0.7%	0.8%
% of FP17s Relating to Continuations	127	8,285	1.5%	1.0%	0.8%	0.9%
% of Patients satisfied with the dentistry they have received	8	8	N/A	92.0%	93.1%	93.2%
% of Patients satisfied with the time they had to wait for an appointment	8	8	N/A	90.4%	87.8%	88.3%

* This is based on patients treated on this contract for their most recent course of treatment. Figures in italics indicate the base number of FP17s or Patient Questionnaire responses are less than 100. N/A is shown where the base number of responses is less than 10 during the period. % is calculated as Quantity/Base number*100

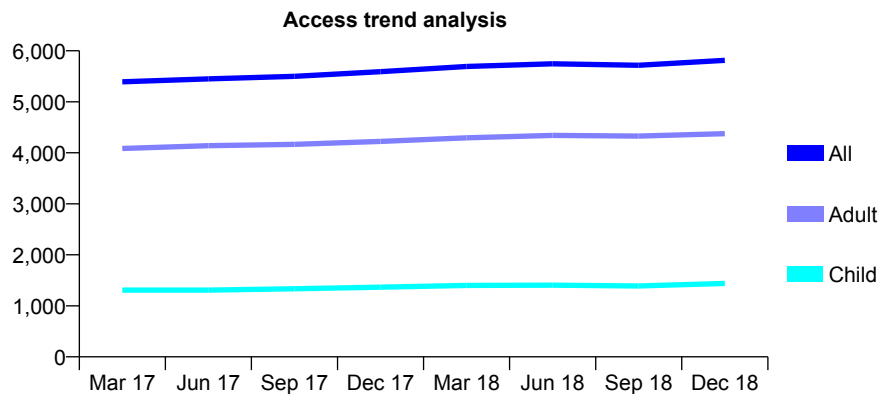
Q65 - Vital Signs At a Glance Contract Report for 661058/0002 - December 2018

Name or company name	MR AA GAFFORI
Contract type name	GDS Contract
Purpose of contract	General and Orthodontic
Contract start date	30/03/2015
Contract end date	

18/19 Contracted general activity (UDA)	14,797
Carry forward general activity (UDA)	88
18/19 Contracted orthodontic activity (UOA)	0
Carry forward orthodontic activity (UOA)	0
Baseline contract value	£308,218.29

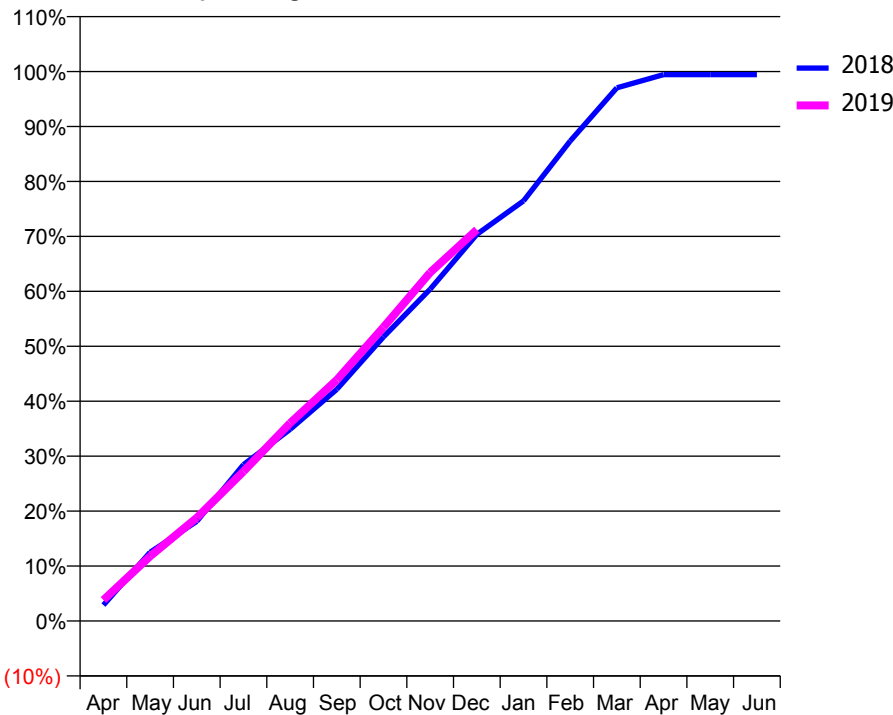
ACCESS*

Patients seen in 24 months	Total	Change since previous quarter
Quarter ending December 2017	5,590	
Quarter ending March 2018	5,693	→
Quarter ending June 2018	5,745	→
Quarter ending September 2018	5,717	→
Quarter ending December 2018	5,814	→
Variance since December 2017	4.0%	↑



ACTIVITY

Cumulative percentage of contracted UDA delivered 2018 & 2019



Month	Adjusted Scheduled Activity (UDA)	
	2018	2019
April	460	566
May	1,977	1,742
June	2,865	2,782
July	4,495	4,029
August	5,512	5,330
September	6,662	6,494
October	8,169	7,911
November	9,539	9,384
December	11,115	10,538
January	12,079	
February	13,799	
March	15,329	
April	15,707	
May	15,709	
June	15,709	

QUALITY

	Quantity	Base Number	Contract	AT	Region	England
% of FP17s for the same patient ID Re-attending within 3 months - Children	103	1,487	6.9%	9.6%	11.3%	11.8%
% of FP17s for the same patient ID Re-attending within 3 months - Adults	709	4,500	15.8%	13.7%	15.3%	15.6%
% of FP17s for the same patient ID Re-attending between 3 & 9 months - Children	836	1,487	56.2%	61.8%	61.1%	58.8%
% of FP17s for the same patient ID Re-attending between 3 & 9 months - Adults	2,324	4,500	51.6%	53.1%	52.4%	51.0%
% of FP17s for Band 1 Urgent Courses	564	5,789	9.7%	8.6%	9.5%	9.0%
% of FP17s Relating to Free Repair or Replacements	49	5,789	0.8%	0.8%	0.7%	0.8%
% of FP17s Relating to Continuations	113	5,789	2.0%	1.0%	0.8%	0.9%
% of Patients satisfied with the dentistry they have received	8	8	N/A	92.0%	93.1%	93.2%
% of Patients satisfied with the time they had to wait for an appointment	7	8	N/A	90.4%	87.8%	88.3%

* This is based on patients treated on this contract for their most recent course of treatment. Figures in italics indicate the base number of FP17s or Patient Questionnaire responses are less than 100. N/A is shown where the base number of responses is less than 10 during the period. % is calculated as Quantity/Base number*100

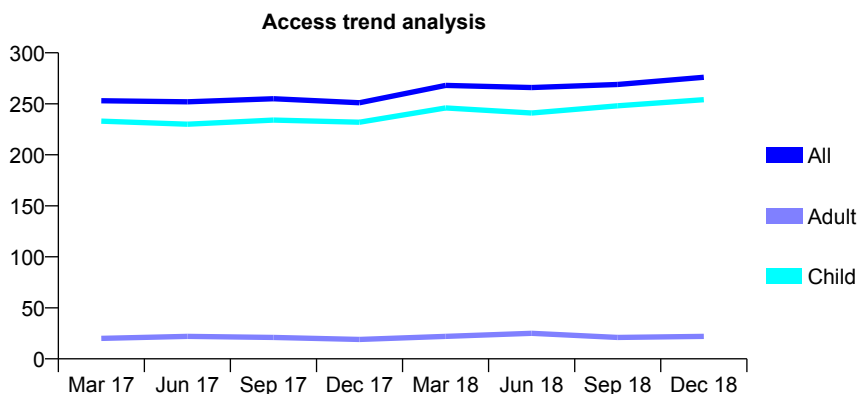
Q65 - Vital Signs At a Glance Contract Report for 677752/0001 - December 2018

Name or company name	MR AJ SHEPHERD
Contract type name	GDS Contract
Purpose of contract	General
Contract start date	01/04/2008
Contract end date	

18/19 Contracted general activity (UDA)	550
Carry forward general activity (UDA)	-1
18/19 Contracted orthodontic activity (UOA)	0
Carry forward orthodontic activity (UOA)	0
Baseline contract value	£12,040.81

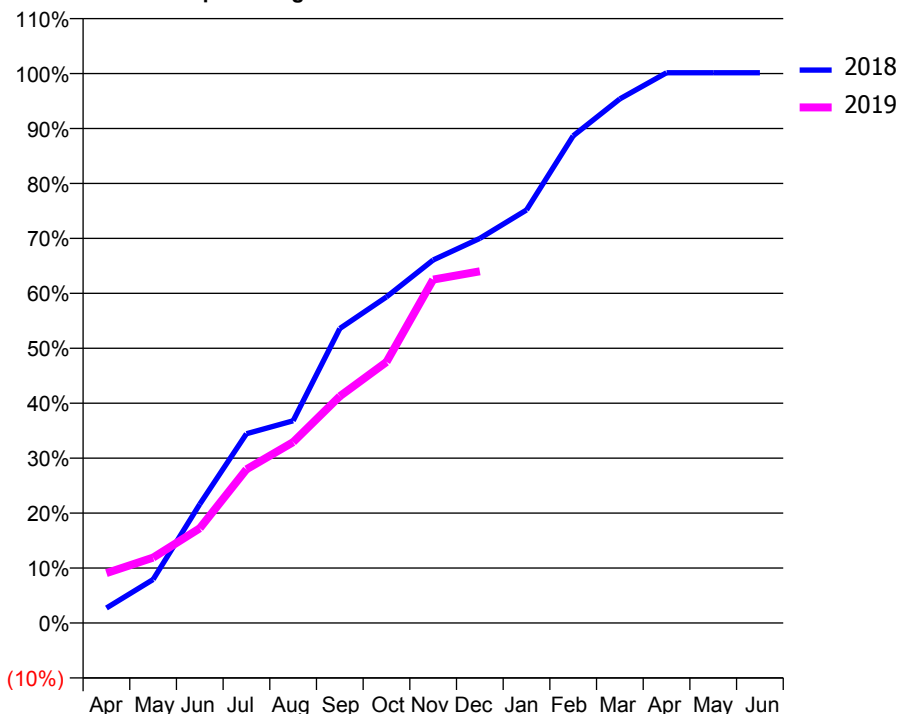
ACCESS*

Patients seen in 24 months	Total	Change since previous quarter
Quarter ending December 2017	251	
Quarter ending March 2018	268	↑
Quarter ending June 2018	266	→
Quarter ending September 2018	269	→
Quarter ending December 2018	276	↑
Variance since December 2017	10.0%	↑



ACTIVITY

Cumulative percentage of contracted UDA delivered 2018 & 2019



Month	Adjusted Scheduled Activity (UDA)	
	2018	2019
April	15	50
May	44	65
June	119	95
July	189	154
August	202	181
September	295	227
October	326	261
November	363	344
December	385	352
January	413	
February	488	
March	525	
April	551	
May	551	
June	551	

QUALITY

	Quantity	Base Number	Contract	AT	Region	England
% of FP17s for the same patient ID Re-attending within 3 months - Children	26	274	9.5%	9.6%	11.3%	11.8%
% of FP17s for the same patient ID Re-attending within 3 months - Adults	0	0	N/A	13.7%	15.3%	15.6%
% of FP17s for the same patient ID Re-attending between 3 & 9 months - Children	138	274	50.4%	61.8%	61.1%	58.8%
% of FP17s for the same patient ID Re-attending between 3 & 9 months - Adults	0	0	N/A	53.1%	52.4%	51.0%
% of FP17s for Band 1 Urgent Courses	15	252	6.0%	8.6%	9.5%	9.0%
% of FP17s Relating to Free Repair or Replacements	0	252	0.0%	0.8%	0.7%	0.8%
% of FP17s Relating to Continuations	3	252	1.2%	1.0%	0.8%	0.9%
% of Patients satisfied with the dentistry they have received	0	0	N/A	92.0%	93.1%	93.2%
% of Patients satisfied with the time they had to wait for an appointment	0	0	N/A	90.4%	87.8%	88.3%

* This is based on patients treated on this contract for their most recent course of treatment. Figures in italics indicate the base number of FP17s or Patient Questionnaire responses are less than 100. N/A is shown where the base number of responses is less than 10 during the period. % is calculated as Quantity/Base number*100

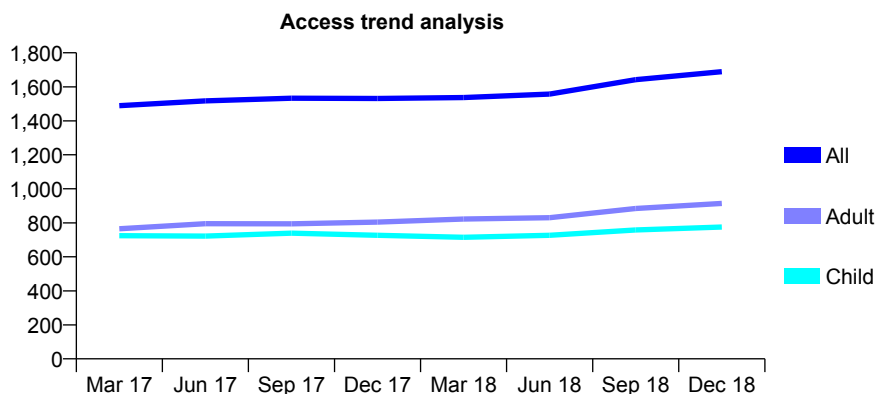
Q65 - Vital Signs At a Glance Contract Report for 678775/0002 - December 2018

Name or company name	MR MS JAMIE
Contract type name	GDS Contract
Purpose of contract	General
Contract start date	01/04/2006
Contract end date	

18/19 Contracted general activity (UDA)	5,438
Carry forward general activity (UDA)	-109
18/19 Contracted orthodontic activity (UOA)	0
Carry forward orthodontic activity (UOA)	0
Baseline contract value	£110,299.53

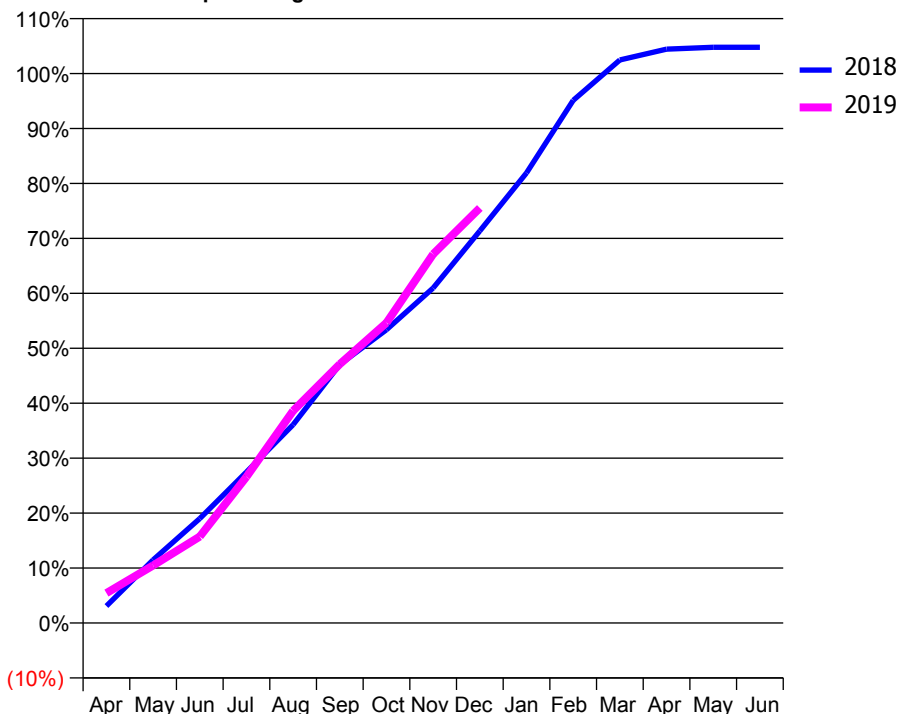
ACCESS*

Patients seen in 24 months	Total	Change since previous quarter
Quarter ending December 2017	1,531	
Quarter ending March 2018	1,537	→
Quarter ending June 2018	1,557	→
Quarter ending September 2018	1,642	↑
Quarter ending December 2018	1,689	↑
Variance since December 2017	10.3%	↑



ACTIVITY

Cumulative percentage of contracted UDA delivered 2018 & 2019



Month	Adjusted Scheduled Activity (UDA)	
	2018	2019
April	168	296
May	625	569
June	1,034	855
July	1,494	1,447
August	1,962	2,100
September	2,559	2,563
October	2,902	2,971
November	3,316	3,650
December	3,881	4,107
January	4,454	
February	5,172	
March	5,573	
April	5,679	
May	5,698	
June	5,698	

QUALITY

	Quantity	Base Number	Contract	AT	Region	England
% of FP17s for the same patient ID Re-attending within 3 months - Children	64	822	7.8%	9.6%	11.3%	11.8%
% of FP17s for the same patient ID Re-attending within 3 months - Adults	155	839	18.5%	13.7%	15.3%	15.6%
% of FP17s for the same patient ID Re-attending between 3 & 9 months - Children	421	822	51.2%	61.8%	61.1%	58.8%
% of FP17s for the same patient ID Re-attending between 3 & 9 months - Adults	354	839	42.2%	53.1%	52.4%	51.0%
% of FP17s for Band 1 Urgent Courses	147	1,620	9.1%	8.6%	9.5%	9.0%
% of FP17s Relating to Free Repair or Replacements	3	1,620	0.2%	0.8%	0.7%	0.8%
% of FP17s Relating to Continuations	42	1,620	2.6%	1.0%	0.8%	0.9%
% of Patients satisfied with the dentistry they have received	3	3	N/A	92.0%	93.1%	93.2%
% of Patients satisfied with the time they had to wait for an appointment	3	3	N/A	90.4%	87.8%	88.3%

* This is based on patients treated on this contract for their most recent course of treatment. Figures in italics indicate the base number of FP17s or Patient Questionnaire responses are less than 100. N/A is shown where the base number of responses is less than 10 during the period. % is calculated as Quantity/Base number*100

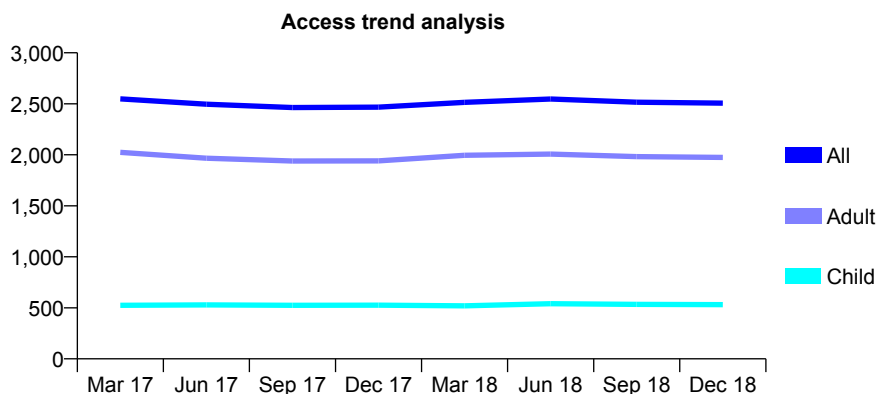
Q65 - Vital Signs At a Glance Contract Report for 679704/0001 - December 2018

Name or company name	MR N ZARGARIAN
Contract type name	GDS Contract
Purpose of contract	General
Contract start date	01/04/2006
Contract end date	

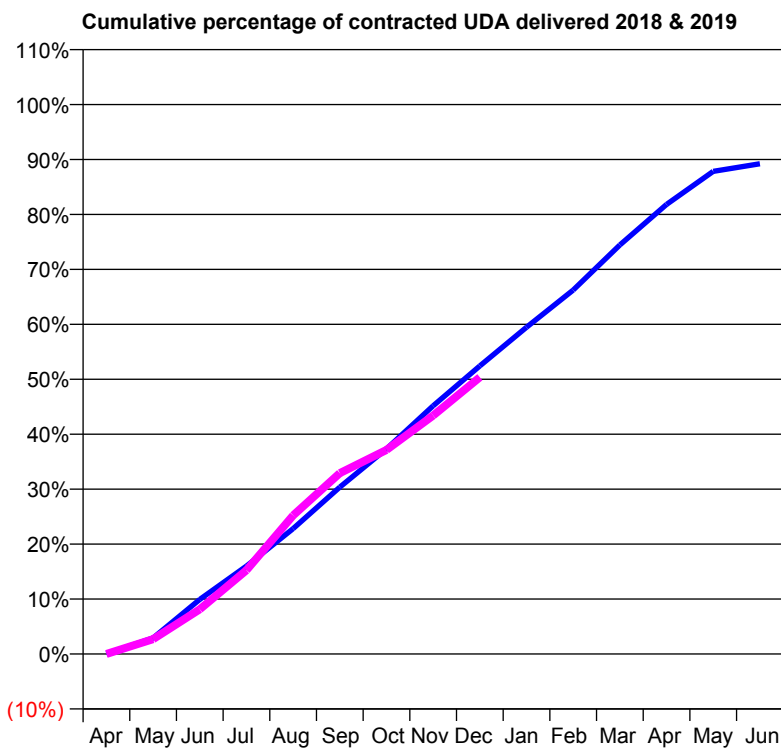
18/19 Contracted general activity (UDA)	8,819
Carry forward general activity (UDA)	0
18/19 Contracted orthodontic activity (UOA)	0
Carry forward orthodontic activity (UOA)	0
Baseline contract value	£209,174.56

ACCESS*

Patients seen in 24 months	Total	Change since previous quarter
Quarter ending December 2017	2,467	
Quarter ending March 2018	2,515	→
Quarter ending June 2018	2,547	→
Quarter ending September 2018	2,516	↓
Quarter ending December 2018	2,507	→
Variance since December 2017	1.6%	→



ACTIVITY



Month	Adjusted Scheduled Activity (UDA)	
	2018	2019
April	0	0
May	258	238
June	876	718
July	1,412	1,345
August	2,013	2,225
September	2,678	2,904
October	3,293	3,275
November	3,983	3,827
December	4,623	4,441
January	5,244	
February	5,841	
March	6,564	
April	7,216	
May	7,746	
June	7,869	

QUALITY

	Quantity	Base Number	Contract	AT	Region	England
% of FP17s for the same patient ID Re-attending within 3 months - Children	40	592	6.8%	9.6%	11.3%	11.8%
% of FP17s for the same patient ID Re-attending within 3 months - Adults	326	2,270	14.4%	13.7%	15.3%	15.6%
% of FP17s for the same patient ID Re-attending between 3 & 9 months - Children	365	592	61.7%	61.8%	61.1%	58.8%
% of FP17s for the same patient ID Re-attending between 3 & 9 months - Adults	1,348	2,270	59.4%	53.1%	52.4%	51.0%
% of FP17s for Band 1 Urgent Courses	166	2,324	7.1%	8.6%	9.5%	9.0%
% of FP17s Relating to Free Repair or Replacements	8	2,324	0.3%	0.8%	0.7%	0.8%
% of FP17s Relating to Continuations	54	2,324	2.3%	1.0%	0.8%	0.9%
% of Patients satisfied with the dentistry they have received	1	1	N/A	92.0%	93.1%	93.2%
% of Patients satisfied with the time they had to wait for an appointment	1	1	N/A	90.4%	87.8%	88.3%

* This is based on patients treated on this contract for their most recent course of treatment. Figures in italics indicate the base number of FP17s or Patient Questionnaire responses are less than 100. N/A is shown where the base number of responses is less than 10 during the period. % is calculated as Quantity/Base number*100

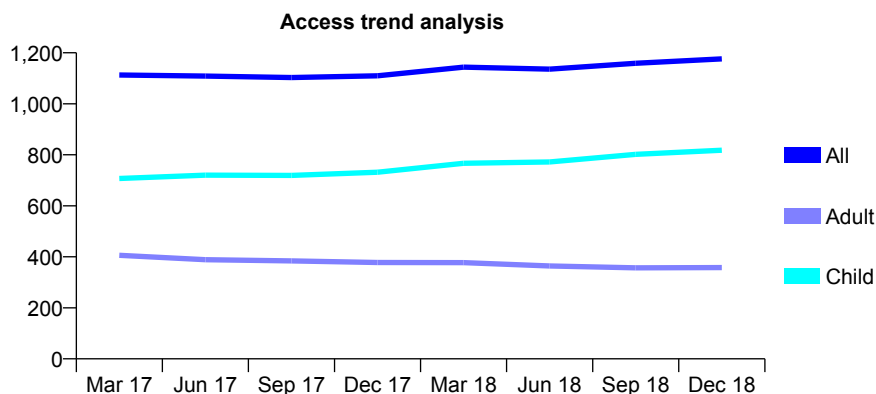
Q65 - Vital Signs At a Glance Contract Report for 682179/0001 - December 2018

Name or company name	MR T RAZAVI
Contract type name	GDS Contract
Purpose of contract	General
Contract start date	09/05/2014
Contract end date	

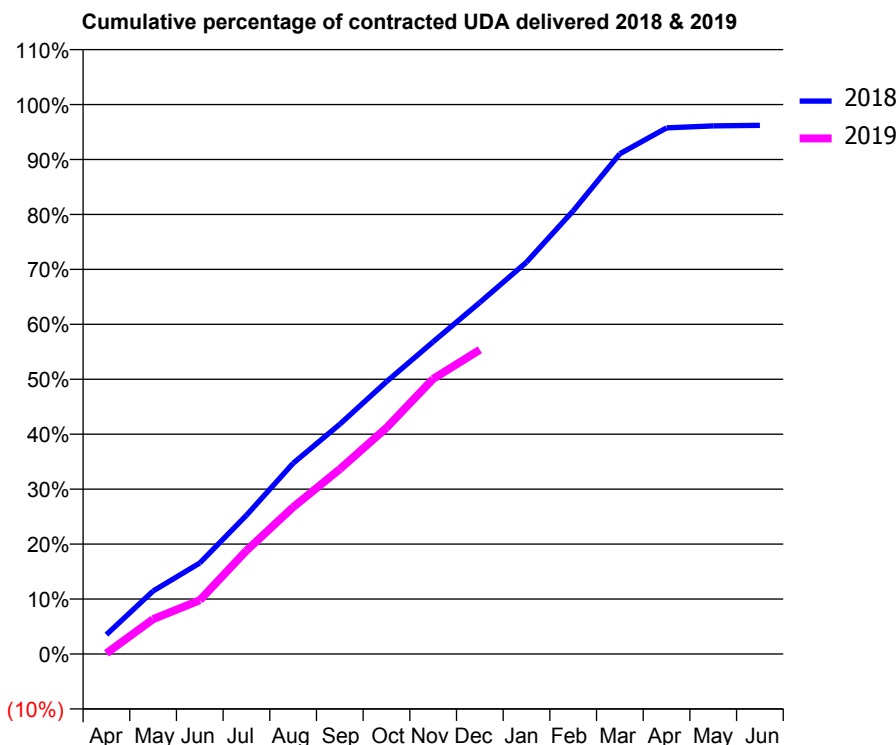
18/19 Contracted general activity (UDA)	3,300
Carry forward general activity (UDA)	125
18/19 Contracted orthodontic activity (UOA)	0
Carry forward orthodontic activity (UOA)	0
Baseline contract value	£73,439.03

ACCESS*

Patients seen in 24 months	Total	Change since previous quarter
Quarter ending December 2017	1,110	
Quarter ending March 2018	1,144	↑
Quarter ending June 2018	1,136	→
Quarter ending September 2018	1,159	↑
Quarter ending December 2018	1,176	→
Variance since December 2017	5.9%	↑



ACTIVITY



Month	Adjusted Scheduled Activity (UDA)	
	2018	2019
April	116	5
May	378	210
June	547	323
July	833	621
August	1,146	882
September	1,380	1,111
October	1,635	1,359
November	1,875	1,652
December	2,111	1,827
January	2,353	
February	2,661	
March	3,004	
April	3,160	
May	3,172	
June	3,175	

QUALITY

	Quantity	Base Number	Contract	AT	Region	England
% of FP17s for the same patient ID Re-attending within 3 months - Children	88	1,012	8.7%	9.6%	11.3%	11.8%
% of FP17s for the same patient ID Re-attending within 3 months - Adults	26	304	8.6%	13.7%	15.3%	15.6%
% of FP17s for the same patient ID Re-attending between 3 & 9 months - Children	682	1,012	67.4%	61.8%	61.1%	58.8%
% of FP17s for the same patient ID Re-attending between 3 & 9 months - Adults	213	304	70.1%	53.1%	52.4%	51.0%
% of FP17s for Band 1 Urgent Courses	60	1,233	4.9%	8.6%	9.5%	9.0%
% of FP17s Relating to Free Repair or Replacements	1	1,233	0.1%	0.8%	0.7%	0.8%
% of FP17s Relating to Continuations	0	1,233	0.0%	1.0%	0.8%	0.9%
% of Patients satisfied with the dentistry they have received	1	1	N/A	92.0%	93.1%	93.2%
% of Patients satisfied with the time they had to wait for an appointment	1	1	N/A	90.4%	87.8%	88.3%

* This is based on patients treated on this contract for their most recent course of treatment. Figures in italics indicate the base number of FP17s or Patient Questionnaire responses are less than 100. N/A is shown where the base number of responses is less than 10 during the period. % is calculated as Quantity/Base number*100

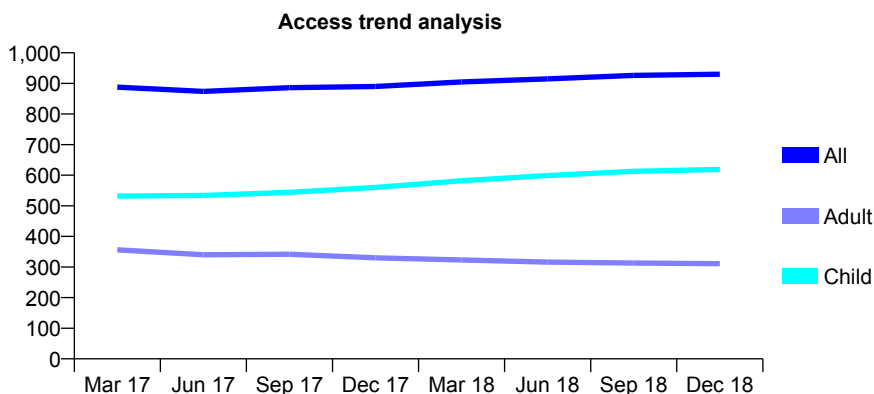
Q65 - Vital Signs At a Glance Contract Report for 715883/0001 - December 2018

Name or company name	MR CP OWEN-ROBERTS
Contract type name	GDS Contract
Purpose of contract	General
Contract start date	01/08/2013
Contract end date	

18/19 Contracted general activity (UDA)	2,709
Carry forward general activity (UDA)	-21
18/19 Contracted orthodontic activity (UOA)	0
Carry forward orthodontic activity (UOA)	0
Baseline contract value	£83,746.47

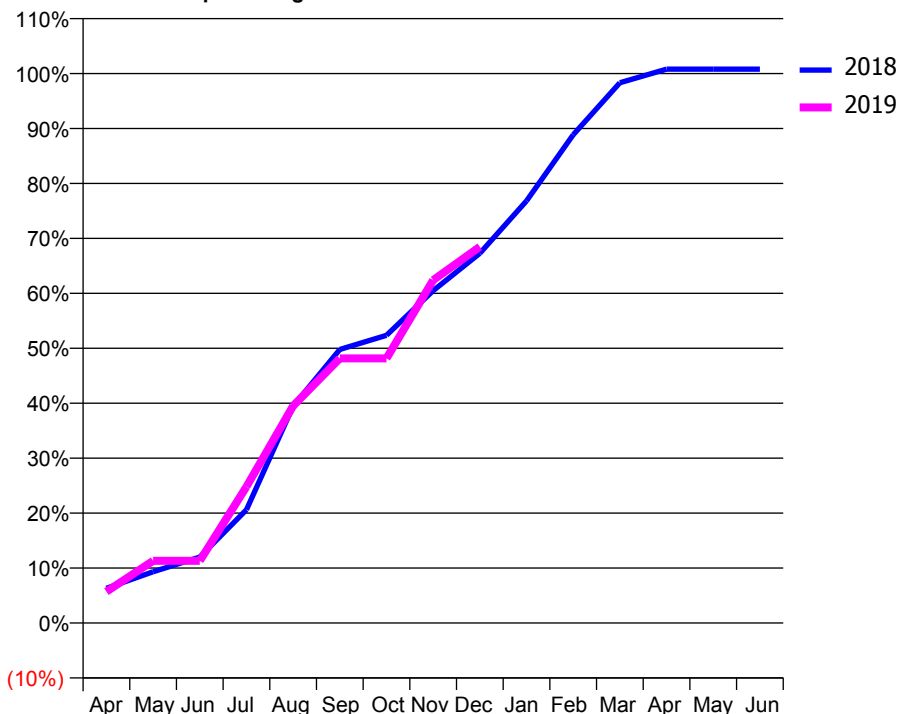
ACCESS*

Patients seen in 24 months	Total	Change since previous quarter
Quarter ending December 2017	890	
Quarter ending March 2018	905	→
Quarter ending June 2018	915	→
Quarter ending September 2018	926	→
Quarter ending December 2018	930	→
Variance since December 2017	4.5%	↑



ACTIVITY

Cumulative percentage of contracted UDA delivered 2018 & 2019



Month	Adjusted Scheduled Activity (UDA)	
	2018	2019
April	171	155
May	253	307
June	325	307
July	558	672
August	1,069	1,071
September	1,348	1,305
October	1,418	1,305
November	1,638	1,691
December	1,823	1,855
January	2,081	
February	2,407	
March	2,664	
April	2,730	
May	2,730	
June	2,730	

QUALITY

	Quantity	Base Number	Contract	AT	Region	England
% of FP17s for the same patient ID Re-attending within 3 months - Children	40	651	6.1%	9.6%	11.3%	11.8%
% of FP17s for the same patient ID Re-attending within 3 months - Adults	57	301	18.9%	13.7%	15.3%	15.6%
% of FP17s for the same patient ID Re-attending between 3 & 9 months - Children	418	651	64.2%	61.8%	61.1%	58.8%
% of FP17s for the same patient ID Re-attending between 3 & 9 months - Adults	165	301	54.8%	53.1%	52.4%	51.0%
% of FP17s for Band 1 Urgent Courses	50	917	5.5%	8.6%	9.5%	9.0%
% of FP17s Relating to Free Repair or Replacements	0	917	0.0%	0.8%	0.7%	0.8%
% of FP17s Relating to Continuations	1	917	0.1%	1.0%	0.8%	0.9%
% of Patients satisfied with the dentistry they have received	0	0	N/A	92.0%	93.1%	93.2%
% of Patients satisfied with the time they had to wait for an appointment	0	0	N/A	90.4%	87.8%	88.3%

* This is based on patients treated on this contract for their most recent course of treatment. Figures in italics indicate the base number of FP17s or Patient Questionnaire responses are less than 100. N/A is shown where the base number of responses is less than 10 during the period. % is calculated as Quantity/Base number*100

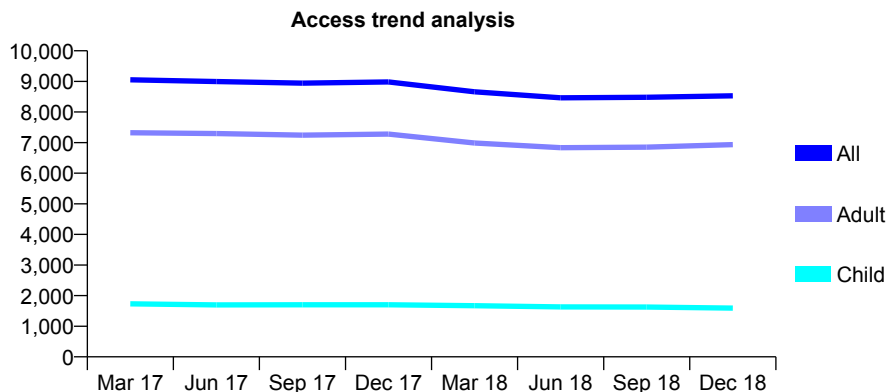
Q65 - Vital Signs At a Glance Contract Report for 760285/0001 - December 2018

Name or company name	Hanham Dental Surgery
Contract type name	GDS Contract
Purpose of contract	General
Contract start date	01/04/2006
Contract end date	

18/19 Contracted general activity (UDA)	24,932
Carry forward general activity (UDA)	-378
18/19 Contracted orthodontic activity (UOA)	0
Carry forward orthodontic activity (UOA)	0
Baseline contract value	£529,150.13

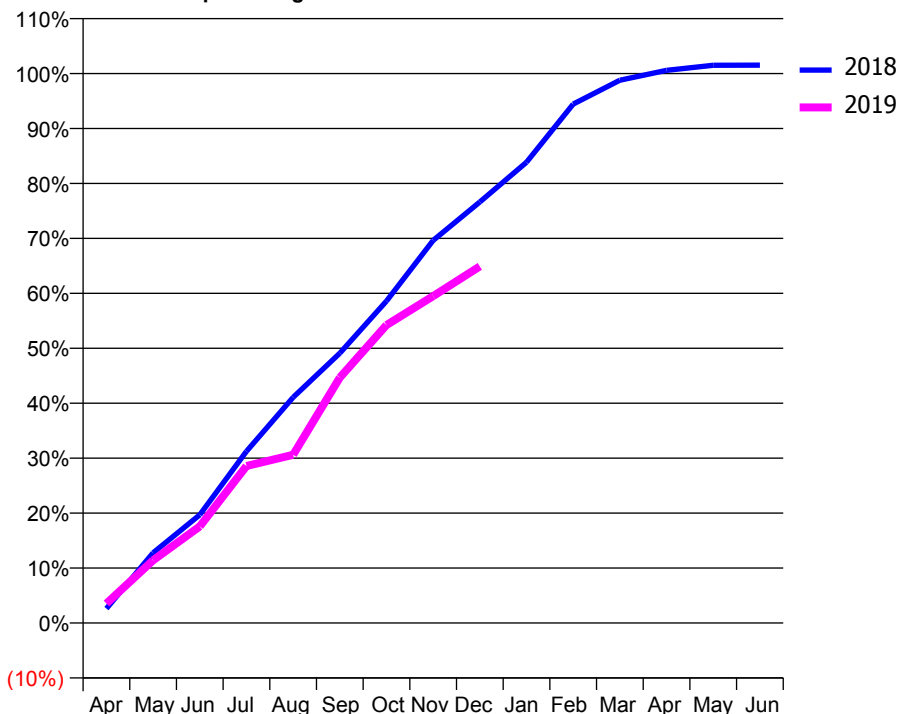
ACCESS*

Patients seen in 24 months	Total	Change since previous quarter
Quarter ending December 2017	8,982	
Quarter ending March 2018	8,661	↓
Quarter ending June 2018	8,465	↓
Quarter ending September 2018	8,480	→
Quarter ending December 2018	8,528	→
Variance since December 2017	(5.1%)	↓



ACTIVITY

Cumulative percentage of contracted UDA delivered 2018 & 2019



Month	Adjusted Scheduled Activity (UDA)	
	2018	2019
April	656	889
May	3,188	2,845
June	4,912	4,383
July	7,789	7,123
August	10,241	7,633
September	12,241	11,133
October	14,610	13,521
November	17,364	14,832
December	19,106	16,184
January	20,905	
February	23,545	
March	24,630	
April	25,076	
May	25,303	
June	25,310	

QUALITY

	Quantity	Base Number	Contract	AT	Region	England
% of FP17s for the same patient ID Re-attending within 3 months - Children	75	1,541	4.9%	9.6%	11.3%	11.8%
% of FP17s for the same patient ID Re-attending within 3 months - Adults	645	6,538	9.9%	13.7%	15.3%	15.6%
% of FP17s for the same patient ID Re-attending between 3 & 9 months - Children	883	1,541	57.3%	61.8%	61.1%	58.8%
% of FP17s for the same patient ID Re-attending between 3 & 9 months - Adults	3,546	6,538	54.2%	53.1%	52.4%	51.0%
% of FP17s for Band 1 Urgent Courses	464	7,741	6.0%	8.6%	9.5%	9.0%
% of FP17s Relating to Free Repair or Replacements	84	7,741	1.1%	0.8%	0.7%	0.8%
% of FP17s Relating to Continuations	36	7,741	0.5%	1.0%	0.8%	0.9%
% of Patients satisfied with the dentistry they have received	10	13	76.9%	92.0%	93.1%	93.2%
% of Patients satisfied with the time they had to wait for an appointment	10	13	76.9%	90.4%	87.8%	88.3%

* This is based on patients treated on this contract for their most recent course of treatment. Figures in italics indicate the base number of FP17s or Patient Questionnaire responses are less than 100. N/A is shown where the base number of responses is less than 10 during the period. % is calculated as Quantity/Base number*100

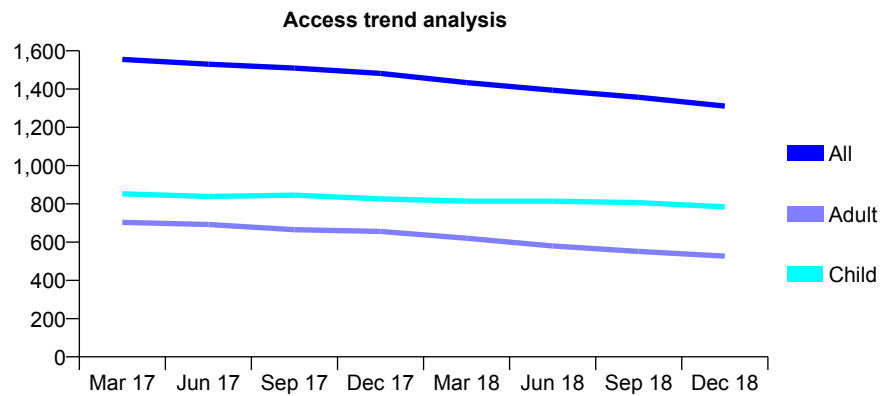
Q65 - Vital Signs At a Glance Contract Report for 762903/0001 - December 2018

Name or company name	MR CR BRANN
Contract type name	GDS Contract
Purpose of contract	General
Contract start date	01/02/2007
Contract end date	

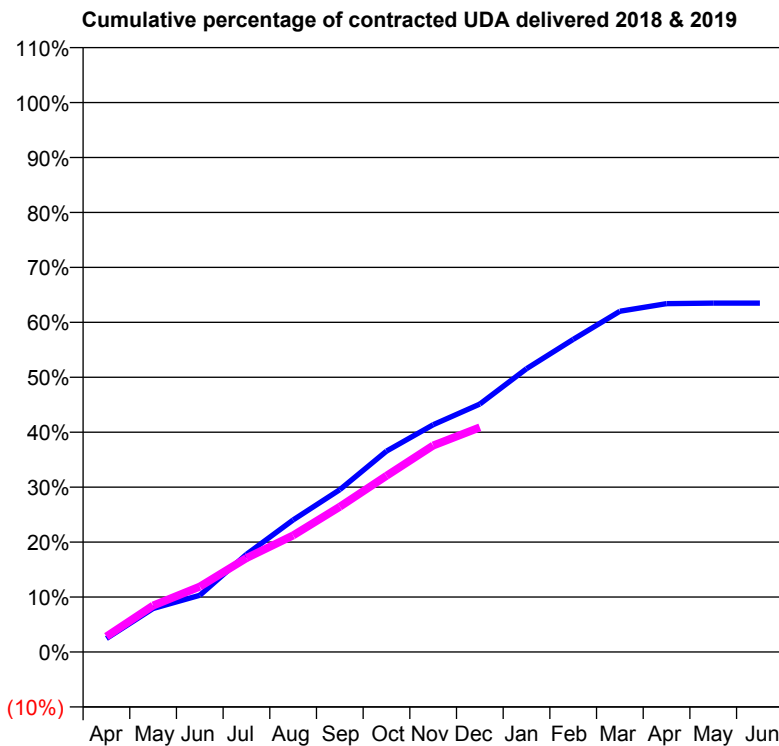
18/19 Contracted general activity (UDA)	5,865
Carry forward general activity (UDA)	0
18/19 Contracted orthodontic activity (UOA)	0
Carry forward orthodontic activity (UOA)	0
Baseline contract value	£134,063.48

ACCESS*

Patients seen in 24 months	Total	Change since previous quarter
Quarter ending December 2017	1,482	
Quarter ending March 2018	1,434	↓
Quarter ending June 2018	1,394	↓
Quarter ending September 2018	1,357	↓
Quarter ending December 2018	1,311	↓
Variance since December 2017	(11.5%)	↓



ACTIVITY



Month	Adjusted Scheduled Activity (UDA)	
	2018	2019
April	144	166
May	464	496
June	605	698
July	1,043	1,002
August	1,410	1,244
September	1,733	1,551
October	2,144	1,880
November	2,426	2,204
December	2,647	2,397
January	3,023	
February	3,337	
March	3,638	
April	3,718	
May	3,725	
June	3,725	

QUALITY

	Quantity	Base Number	Contract	AT	Region	England
% of FP17s for the same patient ID Re-attending within 3 months - Children	76	1,109	6.9%	9.6%	11.3%	11.8%
% of FP17s for the same patient ID Re-attending within 3 months - Adults	80	458	17.5%	13.7%	15.3%	15.6%
% of FP17s for the same patient ID Re-attending between 3 & 9 months - Children	832	1,109	75.0%	61.8%	61.1%	58.8%
% of FP17s for the same patient ID Re-attending between 3 & 9 months - Adults	296	458	64.6%	53.1%	52.4%	51.0%
% of FP17s for Band 1 Urgent Courses	86	1,512	5.7%	8.6%	9.5%	9.0%
% of FP17s Relating to Free Repair or Replacements	0	1,512	0.0%	0.8%	0.7%	0.8%
% of FP17s Relating to Continuations	0	1,512	0.0%	1.0%	0.8%	0.9%
% of Patients satisfied with the dentistry they have received	5	5	N/A	92.0%	93.1%	93.2%
% of Patients satisfied with the time they had to wait for an appointment	5	5	N/A	90.4%	87.8%	88.3%

* This is based on patients treated on this contract for their most recent course of treatment. Figures in italics indicate the base number of FP17s or Patient Questionnaire responses are less than 100. N/A is shown where the base number of responses is less than 10 during the period. % is calculated as Quantity/Base number*100

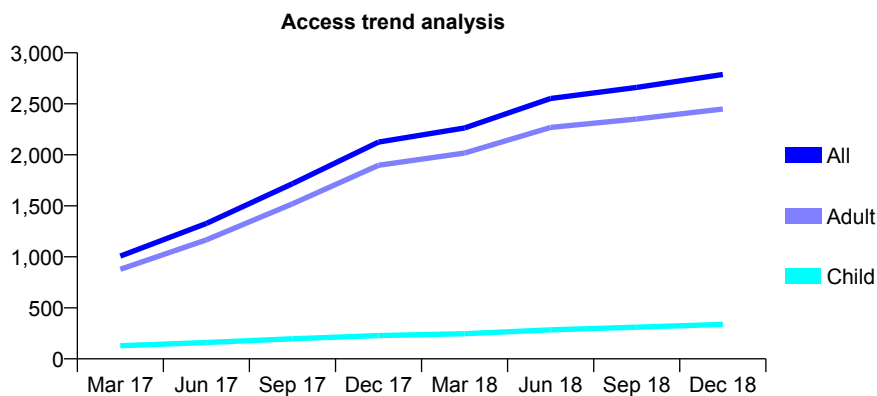
Q65 - Vital Signs At a Glance Contract Report for 765864/0001 - December 2018

Name or company name	Mr T Razavi
Contract type name	GDS Contract
Purpose of contract	General
Contract start date	01/04/2006
Contract end date	

18/19 Contracted general activity (UDA)	5,998
Carry forward general activity (UDA)	142
18/19 Contracted orthodontic activity (UOA)	0
Carry forward orthodontic activity (UOA)	0
Baseline contract value	£171,410.79

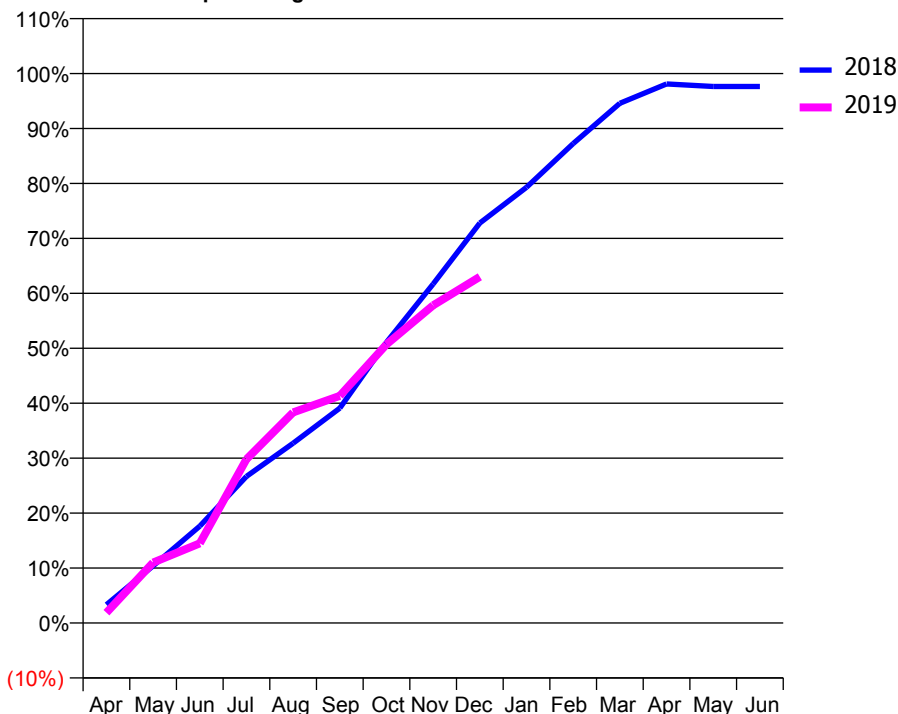
ACCESS*

Patients seen in 24 months	Total	Change since previous quarter
Quarter ending December 2017	2,125	
Quarter ending March 2018	2,264	↑
Quarter ending June 2018	2,552	↑
Quarter ending September 2018	2,661	↑
Quarter ending December 2018	2,787	↑
Variance since December 2017	31.2%	↑



ACTIVITY

Cumulative percentage of contracted UDA delivered 2018 & 2019



Month	Adjusted Scheduled Activity (UDA)	
	2018	2019
April	200	113
May	624	661
June	1,057	870
July	1,601	1,789
August	1,963	2,299
September	2,346	2,480
October	3,065	3,041
November	3,700	3,468
December	4,366	3,780
January	4,756	
February	5,234	
March	5,673	
April	5,883	
May	5,856	
June	5,856	

QUALITY

	Quantity	Base Number	Contract	AT	Region	England
% of FP17s for the same patient ID Re-attending within 3 months - Children	26	356	7.3%	9.6%	11.3%	11.8%
% of FP17s for the same patient ID Re-attending within 3 months - Adults	262	1,657	15.8%	13.7%	15.3%	15.6%
% of FP17s for the same patient ID Re-attending between 3 & 9 months - Children	170	356	47.8%	61.8%	61.1%	58.8%
% of FP17s for the same patient ID Re-attending between 3 & 9 months - Adults	631	1,657	38.1%	53.1%	52.4%	51.0%
% of FP17s for Band 1 Urgent Courses	255	1,923	13.3%	8.6%	9.5%	9.0%
% of FP17s Relating to Free Repair or Replacements	20	1,923	1.0%	0.8%	0.7%	0.8%
% of FP17s Relating to Continuations	7	1,923	0.4%	1.0%	0.8%	0.9%
% of Patients satisfied with the dentistry they have received	2	2	N/A	92.0%	93.1%	93.2%
% of Patients satisfied with the time they had to wait for an appointment	1	2	N/A	90.4%	87.8%	88.3%

* This is based on patients treated on this contract for their most recent course of treatment. Figures in italics indicate the base number of FP17s or Patient Questionnaire responses are less than 100. N/A is shown where the base number of responses is less than 10 during the period. % is calculated as Quantity/Base number*100

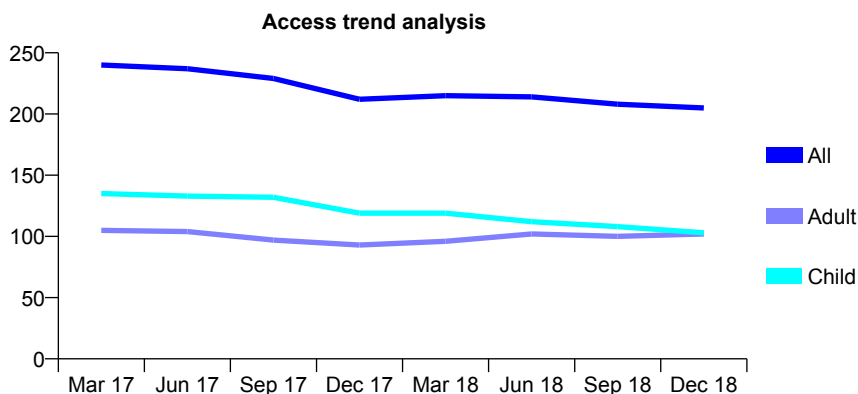
Q65 - Vital Signs At a Glance Contract Report for 770574/0001 - December 2018

Name or company name	MR MJ OVERTON-FOX
Contract type name	GDS Contract
Purpose of contract	General
Contract start date	01/04/2006
Contract end date	

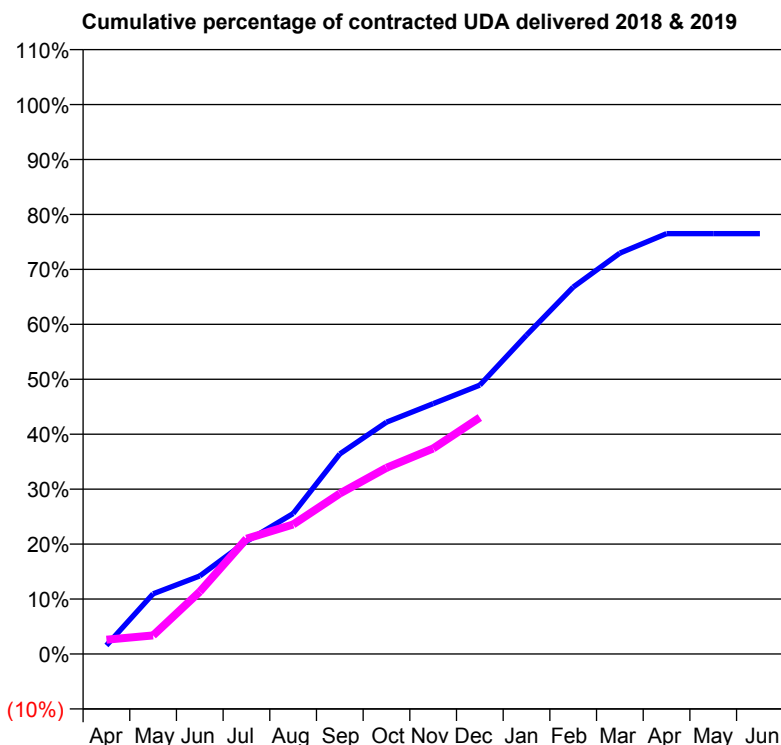
18/19 Contracted general activity (UDA)	770
Carry forward general activity (UDA)	0
18/19 Contracted orthodontic activity (UOA)	0
Carry forward orthodontic activity (UOA)	0
Baseline contract value	£17,944.94

ACCESS*

Patients seen in 24 months	Total	Change since previous quarter
Quarter ending December 2017	212	
Quarter ending March 2018	215	→
Quarter ending June 2018	214	→
Quarter ending September 2018	208	↓
Quarter ending December 2018	205	↓
Variance since December 2017	(3.3%)	↓



ACTIVITY



Adjusted Scheduled Activity (UDA)		
Month	2018	2019
April	12	20
May	84	26
June	109	87
July	158	162
August	197	182
September	280	225
October	325	261
November	351	288
December	377	331
January	447	
February	514	
March	562	
April	589	
May	589	
June	589	

QUALITY

	Quantity	Base Number	Contract	AT	Region	England
% of FP17s for the same patient ID Re-attending within 3 months - Children	4	105	3.8%	9.6%	11.3%	11.8%
% of FP17s for the same patient ID Re-attending within 3 months - Adults	18	91	19.8%	13.7%	15.3%	15.6%
% of FP17s for the same patient ID Re-attending between 3 & 9 months - Children	72	105	68.6%	61.8%	61.1%	58.8%
% of FP17s for the same patient ID Re-attending between 3 & 9 months - Adults	46	91	50.5%	53.1%	52.4%	51.0%
% of FP17s for Band 1 Urgent Courses	7	184	3.8%	8.6%	9.5%	9.0%
% of FP17s Relating to Free Repair or Replacements	0	184	0.0%	0.8%	0.7%	0.8%
% of FP17s Relating to Continuations	0	184	0.0%	1.0%	0.8%	0.9%
% of Patients satisfied with the dentistry they have received	0	1	N/A	92.0%	93.1%	93.2%
% of Patients satisfied with the time they had to wait for an appointment	1	1	N/A	90.4%	87.8%	88.3%

* This is based on patients treated on this contract for their most recent course of treatment. Figures in italics indicate the base number of FP17s or Patient Questionnaire responses are less than 100. N/A is shown where the base number of responses is less than 10 during the period. % is calculated as Quantity/Base number*100

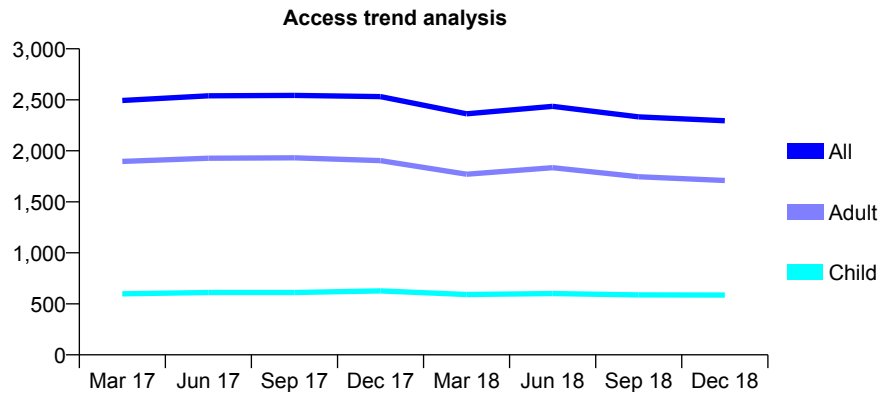
Q65 - Vital Signs At a Glance Contract Report for 787442/0001 - December 2018

Name or company name	Millenium Dental Care
Contract type name	GDS Contract
Purpose of contract	General
Contract start date	01/04/2006
Contract end date	

18/19 Contracted general activity (UDA)	5,997
Carry forward general activity (UDA)	0
18/19 Contracted orthodontic activity (UOA)	0
Carry forward orthodontic activity (UOA)	0
Baseline contract value	£145,734.99

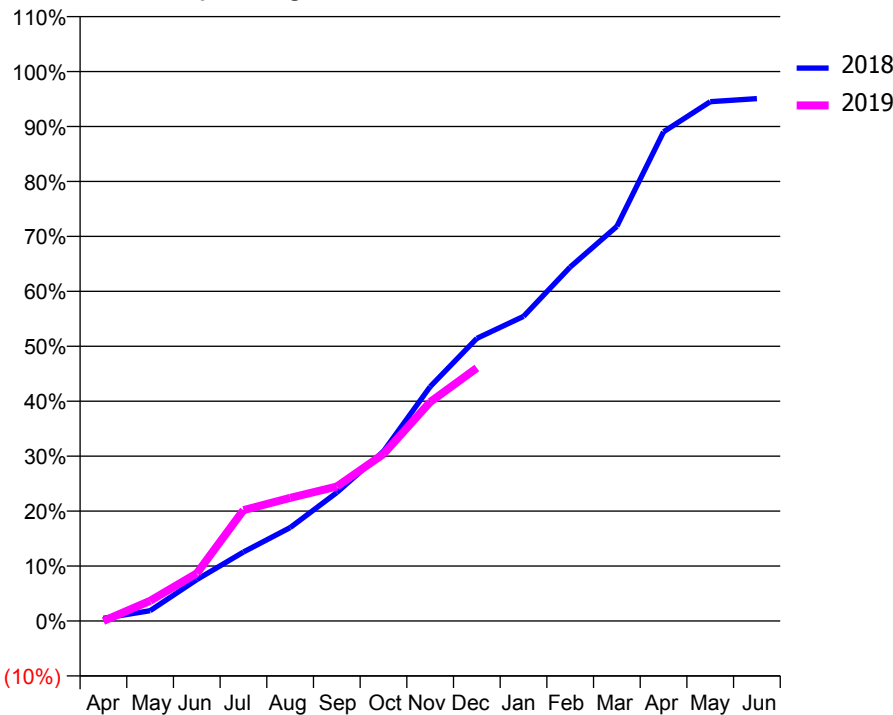
ACCESS*

Patients seen in 24 months	Total	Change since previous quarter
Quarter ending December 2017	2,531	
Quarter ending March 2018	2,363	↓
Quarter ending June 2018	2,436	↑
Quarter ending September 2018	2,333	↓
Quarter ending December 2018	2,295	↓
Variance since December 2017	(9.3%)	↓



ACTIVITY

Cumulative percentage of contracted UDA delivered 2018 & 2019



Month	Adjusted Scheduled Activity (UDA)	
	2018	2019
April	30	1
May	112	220
June	452	520
July	753	1,210
August	1,020	1,344
September	1,402	1,467
October	1,852	1,822
November	2,558	2,390
December	3,084	2,762
January	3,324	
February	3,862	
March	4,306	
April	5,339	
May	5,668	
June	5,701	

QUALITY

	Quantity	Base Number	Contract	AT	Region	England
% of FP17s for the same patient ID Re-attending within 3 months - Children	24	421	5.7%	9.6%	11.3%	11.8%
% of FP17s for the same patient ID Re-attending within 3 months - Adults	97	1,213	8.0%	13.7%	15.3%	15.6%
% of FP17s for the same patient ID Re-attending between 3 & 9 months - Children	187	421	44.4%	61.8%	61.1%	58.8%
% of FP17s for the same patient ID Re-attending between 3 & 9 months - Adults	533	1,213	43.9%	53.1%	52.4%	51.0%
% of FP17s for Band 1 Urgent Courses	78	1,081	7.2%	8.6%	9.5%	9.0%
% of FP17s Relating to Free Repair or Replacements	2	1,081	0.2%	0.8%	0.7%	0.8%
% of FP17s Relating to Continuations	4	1,081	0.4%	1.0%	0.8%	0.9%
% of Patients satisfied with the dentistry they have received	4	5	N/A	92.0%	93.1%	93.2%
% of Patients satisfied with the time they had to wait for an appointment	4	5	N/A	90.4%	87.8%	88.3%

* This is based on patients treated on this contract for their most recent course of treatment. Figures in italics indicate the base number of FP17s or Patient Questionnaire responses are less than 100. N/A is shown where the base number of responses is less than 10 during the period. % is calculated as Quantity/Base number*100

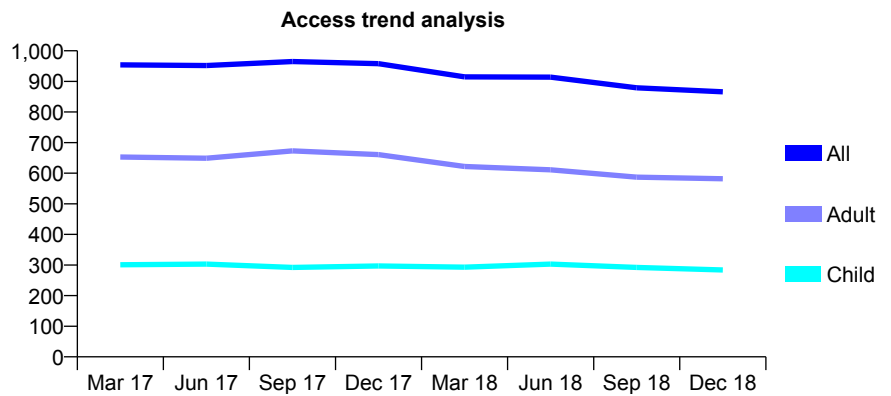
Q65 - Vital Signs At a Glance Contract Report for 804703/0001 - December 2018

Name or company name	MR LM COSTELLO
Contract type name	GDS Contract
Purpose of contract	General
Contract start date	01/04/2006
Contract end date	

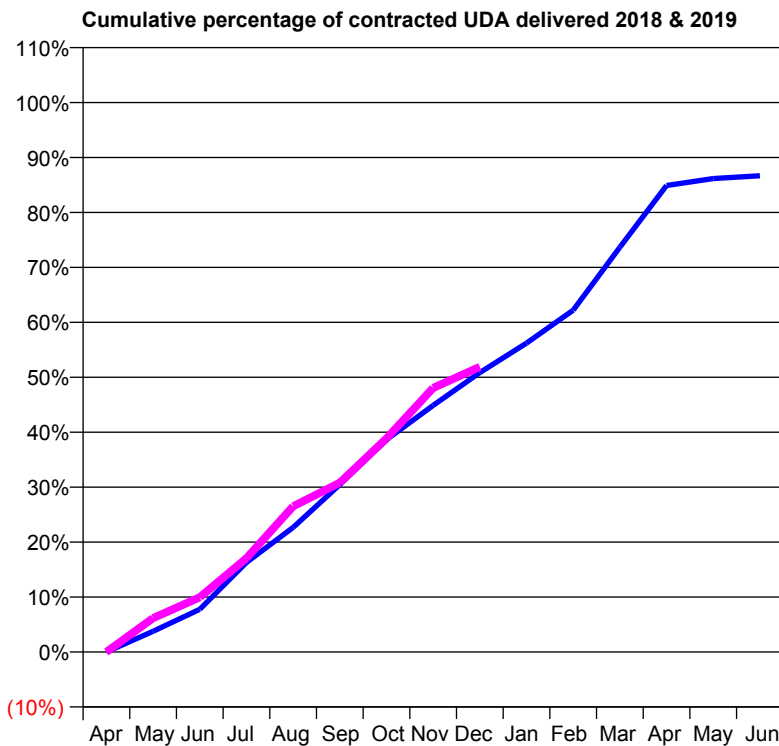
18/19 Contracted general activity (UDA)	2,817
Carry forward general activity (UDA)	0
18/19 Contracted orthodontic activity (UOA)	0
Carry forward orthodontic activity (UOA)	0
Baseline contract value	£71,776.33

ACCESS*

Patients seen in 24 months	Total	Change since previous quarter
Quarter ending December 2017	958	
Quarter ending March 2018	915	↓
Quarter ending June 2018	914	→
Quarter ending September 2018	879	↓
Quarter ending December 2018	866	↓
Variance since December 2017	(9.6%)	↓



ACTIVITY



Month	Adjusted Scheduled Activity (UDA)	
	2018	2019
April	0	0
May	106	174
June	219	280
July	459	481
August	639	747
September	859	868
October	1,089	1,095
November	1,264	1,354
December	1,432	1,462
January	1,584	
February	1,752	
March	2,075	
April	2,392	
May	2,427	
June	2,442	

QUALITY

	Quantity	Base Number	Contract	AT	Region	England
% of FP17s for the same patient ID Re-attending within 3 months - Children	12	300	4.0%	9.6%	11.3%	11.8%
% of FP17s for the same patient ID Re-attending within 3 months - Adults	61	514	11.9%	13.7%	15.3%	15.6%
% of FP17s for the same patient ID Re-attending between 3 & 9 months - Children	200	300	66.7%	61.8%	61.1%	58.8%
% of FP17s for the same patient ID Re-attending between 3 & 9 months - Adults	275	514	53.5%	53.1%	52.4%	51.0%
% of FP17s for Band 1 Urgent Courses	40	698	5.7%	8.6%	9.5%	9.0%
% of FP17s Relating to Free Repair or Replacements	1	698	0.1%	0.8%	0.7%	0.8%
% of FP17s Relating to Continuations	0	698	0.0%	1.0%	0.8%	0.9%
% of Patients satisfied with the dentistry they have received	0	0	N/A	92.0%	93.1%	93.2%
% of Patients satisfied with the time they had to wait for an appointment	0	0	N/A	90.4%	87.8%	88.3%

* This is based on patients treated on this contract for their most recent course of treatment. Figures in italics indicate the base number of FP17s or Patient Questionnaire responses are less than 100. N/A is shown where the base number of responses is less than 10 during the period. % is calculated as Quantity/Base number*100

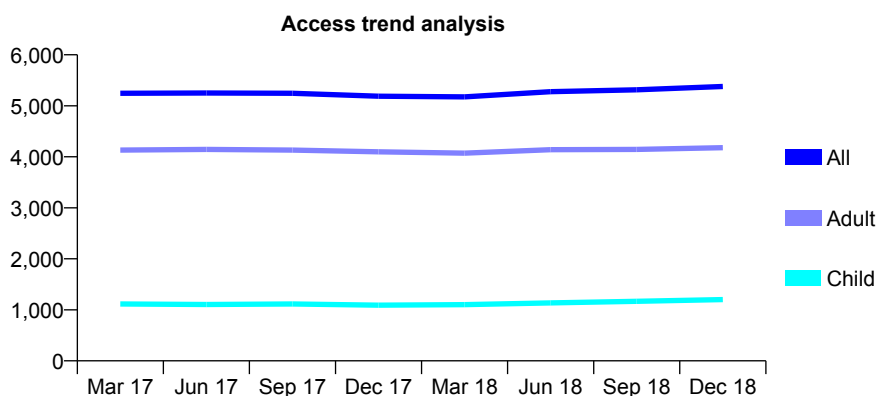
Q65 - Vital Signs At a Glance Contract Report for 807982/0001 - December 2018

Name or company name	MR MA WILCOX
Contract type name	GDS Contract
Purpose of contract	General
Contract start date	01/04/2006
Contract end date	

18/19 Contracted general activity (UDA)	15,918
Carry forward general activity (UDA)	435
18/19 Contracted orthodontic activity (UOA)	0
Carry forward orthodontic activity (UOA)	0
Baseline contract value	£371,639.95

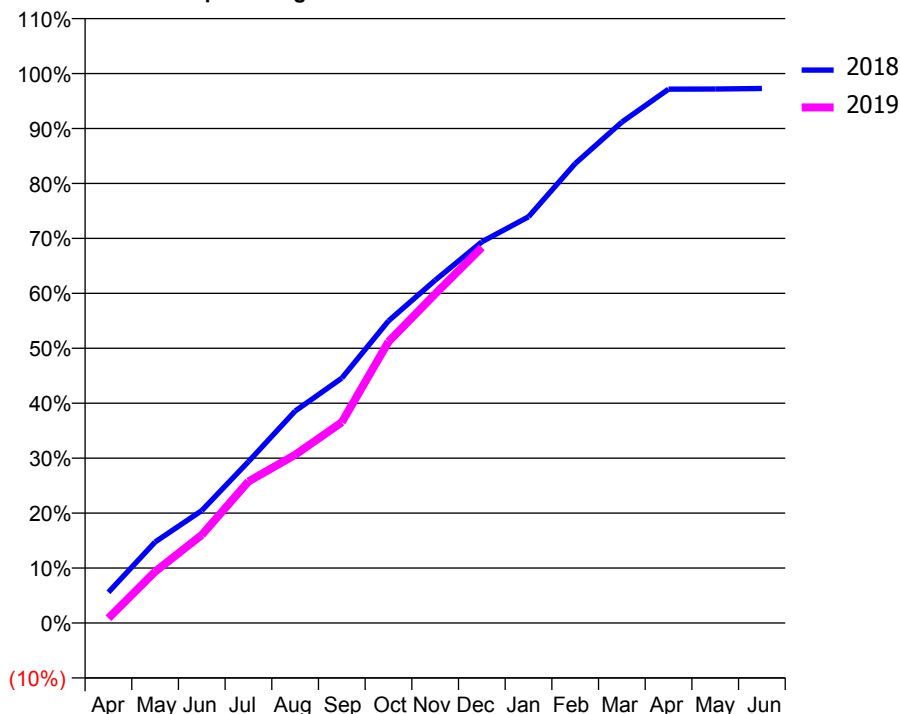
ACCESS*

Patients seen in 24 months	Total	Change since previous quarter
Quarter ending December 2017	5,189	
Quarter ending March 2018	5,175	→
Quarter ending June 2018	5,278	→
Quarter ending September 2018	5,313	→
Quarter ending December 2018	5,379	→
Variance since December 2017	3.7%	↑



ACTIVITY

Cumulative percentage of contracted UDA delivered 2018 & 2019



Adjusted Scheduled Activity (UDA)

Month	2018	2019
April	892	142
May	2,348	1,491
June	3,259	2,553
July	4,676	4,101
August	6,139	4,873
September	7,095	5,816
October	8,751	8,148
November	9,928	9,532
December	11,042	10,879
January	11,767	
February	13,309	
March	14,510	
April	15,463	
May	15,468	
June	15,483	

QUALITY

	Quantity	Base Number	Contract	AT	Region	England
% of FP17s for the same patient ID Re-attending within 3 months - Children	88	1,153	7.6%	9.6%	11.3%	11.8%
% of FP17s for the same patient ID Re-attending within 3 months - Adults	600	4,245	14.1%	13.7%	15.3%	15.6%
% of FP17s for the same patient ID Re-attending between 3 & 9 months - Children	459	1,153	39.8%	61.8%	61.1%	58.8%
% of FP17s for the same patient ID Re-attending between 3 & 9 months - Adults	1,870	4,245	44.1%	53.1%	52.4%	51.0%
% of FP17s for Band 1 Urgent Courses	269	5,044	5.3%	8.6%	9.5%	9.0%
% of FP17s Relating to Free Repair or Replacements	91	5,044	1.8%	0.8%	0.7%	0.8%
% of FP17s Relating to Continuations	60	5,044	1.2%	1.0%	0.8%	0.9%
% of Patients satisfied with the dentistry they have received	2	2	N/A	92.0%	93.1%	93.2%
% of Patients satisfied with the time they had to wait for an appointment	2	2	N/A	90.4%	87.8%	88.3%

* This is based on patients treated on this contract for their most recent course of treatment. Figures in italics indicate the base number of FP17s or Patient Questionnaire responses are less than 100. N/A is shown where the base number of responses is less than 10 during the period. % is calculated as Quantity/Base number*100

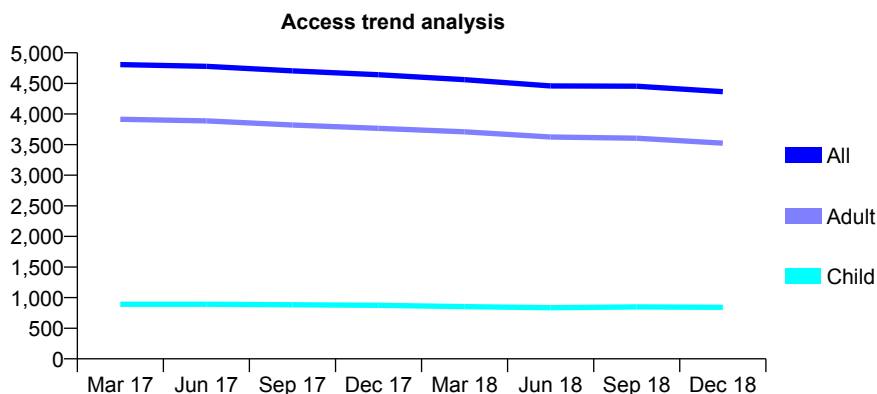
Q65 - Vital Signs At a Glance Contract Report for 813893/0001 - December 2018

Name or company name	MR P MARFFY
Contract type name	GDS Contract
Purpose of contract	General
Contract start date	01/04/2006
Contract end date	

18/19 Contracted general activity (UDA)	12,282
Carry forward general activity (UDA)	0
18/19 Contracted orthodontic activity (UOA)	0
Carry forward orthodontic activity (UOA)	0
Baseline contract value	£279,096.91

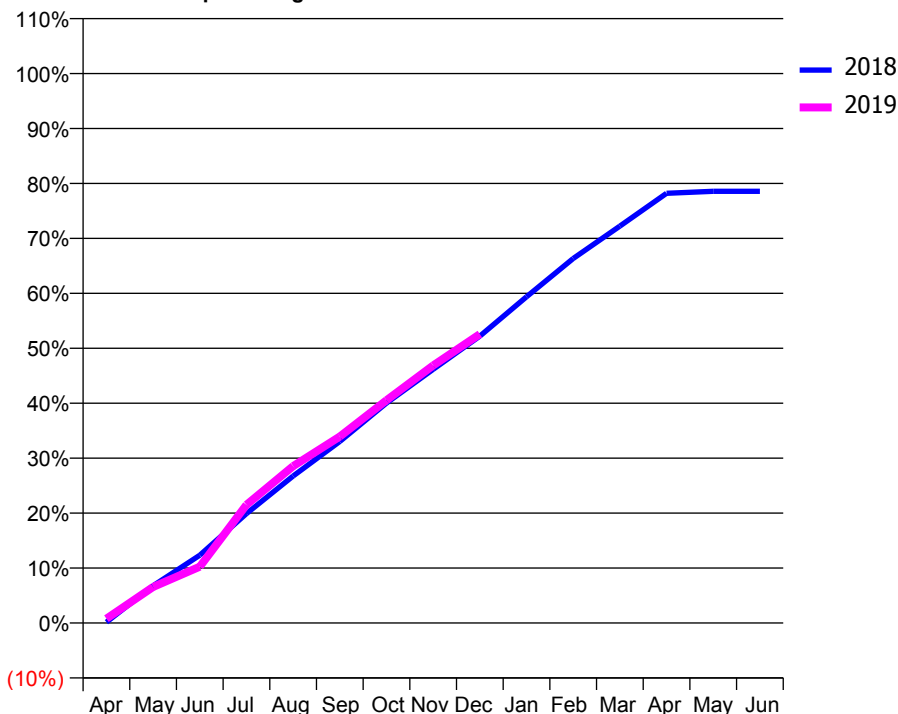
ACCESS*

Patients seen in 24 months	Total	Change since previous quarter
Quarter ending December 2017	4,641	
Quarter ending March 2018	4,561	↓
Quarter ending June 2018	4,459	↓
Quarter ending September 2018	4,454	→
Quarter ending December 2018	4,364	↓
Variance since December 2017	(6.0%)	↓



ACTIVITY

Cumulative percentage of contracted UDA delivered 2018 & 2019



Adjusted Scheduled Activity (UDA)

Month	2018	2019
April	21	97
May	914	807
June	1,662	1,259
July	2,685	2,641
August	3,607	3,507
September	4,454	4,169
October	5,395	4,978
November	6,226	5,756
December	7,038	6,458
January	8,005	
February	8,944	
March	9,738	
April	10,544	
May	10,591	
June	10,591	

QUALITY

	Quantity	Base Number	Contract	AT	Region	England
% of FP17s for the same patient ID Re-attending within 3 months - Children	29	620	4.7%	9.6%	11.3%	11.8%
% of FP17s for the same patient ID Re-attending within 3 months - Adults	511	2,917	17.5%	13.7%	15.3%	15.6%
% of FP17s for the same patient ID Re-attending between 3 & 9 months - Children	159	620	25.6%	61.8%	61.1%	58.8%
% of FP17s for the same patient ID Re-attending between 3 & 9 months - Adults	796	2,917	27.3%	53.1%	52.4%	51.0%
% of FP17s for Band 1 Urgent Courses	346	3,173	10.9%	8.6%	9.5%	9.0%
% of FP17s Relating to Free Repair or Replacements	16	3,173	0.5%	0.8%	0.7%	0.8%
% of FP17s Relating to Continuations	52	3,173	1.6%	1.0%	0.8%	0.9%
% of Patients satisfied with the dentistry they have received	2	2	N/A	92.0%	93.1%	93.2%
% of Patients satisfied with the time they had to wait for an appointment	2	2	N/A	90.4%	87.8%	88.3%

* This is based on patients treated on this contract for their most recent course of treatment. Figures in italics indicate the base number of FP17s or Patient Questionnaire responses are less than 100. N/A is shown where the base number of responses is less than 10 during the period. % is calculated as Quantity/Base number*100

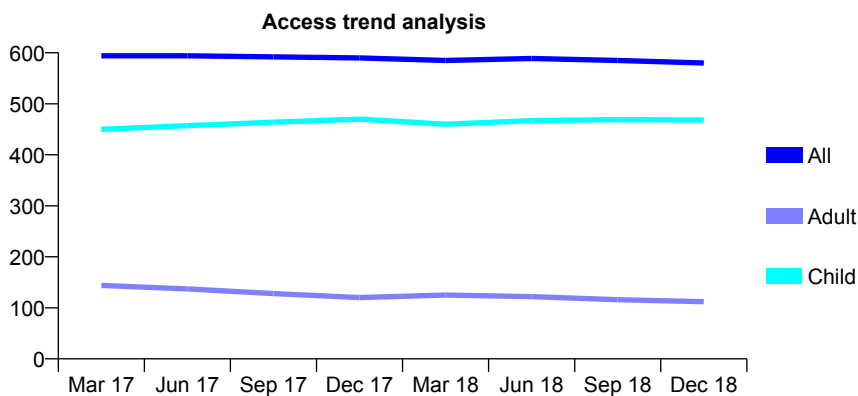
Q65 - Vital Signs At a Glance Contract Report for 825441/0001 - December 2018

Name or company name	MISS AL WHITBY
Contract type name	GDS Contract
Purpose of contract	General
Contract start date	01/04/2006
Contract end date	

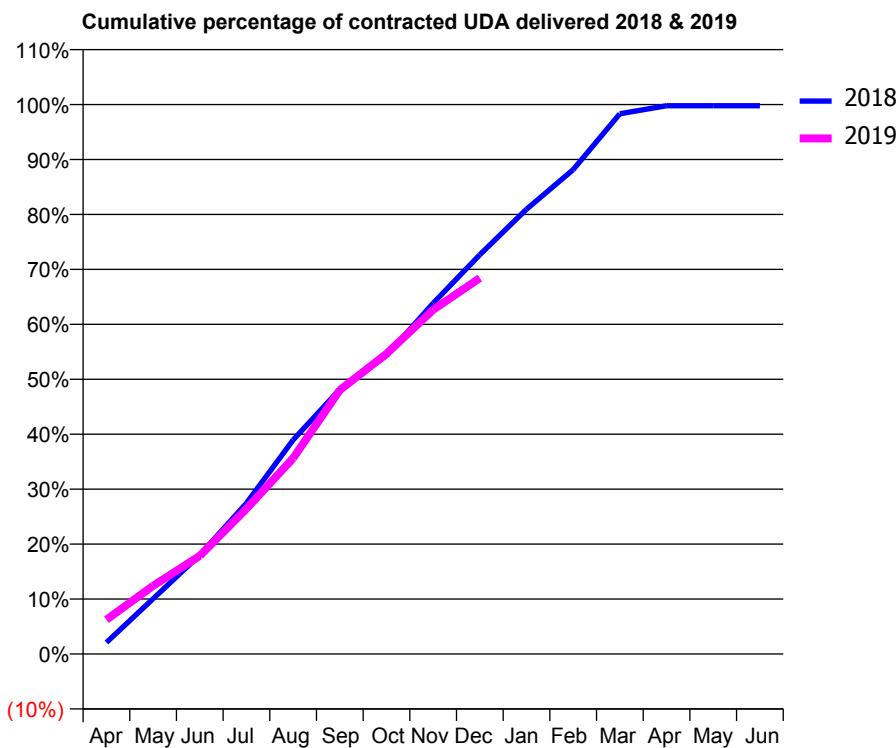
18/19 Contracted general activity (UDA)	1,300
Carry forward general activity (UDA)	3
18/19 Contracted orthodontic activity (UOA)	0
Carry forward orthodontic activity (UOA)	0
Baseline contract value	£30,689.01

ACCESS*

Patients seen in 24 months	Total	Change since previous quarter
Quarter ending December 2017	590	
Quarter ending March 2018	585	→
Quarter ending June 2018	589	→
Quarter ending September 2018	585	→
Quarter ending December 2018	580	→
Variance since December 2017	(1.7%)	↓



ACTIVITY



Month	Adjusted Scheduled Activity (UDA)	
	2018	2019
April	27	81
May	131	161
June	234	232
July	357	344
August	506	463
September	626	625
October	706	710
November	830	814
December	945	890
January	1,052	
February	1,146	
March	1,278	
April	1,297	
May	1,297	
June	1,297	

QUALITY

	Quantity	Base Number	Contract	AT	Region	England
% of FP17s for the same patient ID Re-attending within 3 months - Children	23	550	4.2%	9.6%	11.3%	11.8%
% of FP17s for the same patient ID Re-attending within 3 months - Adults	24	93	25.8%	13.7%	15.3%	15.6%
% of FP17s for the same patient ID Re-attending between 3 & 9 months - Children	372	550	67.6%	61.8%	61.1%	58.8%
% of FP17s for the same patient ID Re-attending between 3 & 9 months - Adults	56	93	60.2%	53.1%	52.4%	51.0%
% of FP17s for Band 1 Urgent Courses	24	613	3.9%	8.6%	9.5%	9.0%
% of FP17s Relating to Free Repair or Replacements	0	613	0.0%	0.8%	0.7%	0.8%
% of FP17s Relating to Continuations	0	613	0.0%	1.0%	0.8%	0.9%
% of Patients satisfied with the dentistry they have received	0	0	N/A	92.0%	93.1%	93.2%
% of Patients satisfied with the time they had to wait for an appointment	0	0	N/A	90.4%	87.8%	88.3%

* This is based on patients treated on this contract for their most recent course of treatment. Figures in italics indicate the base number of FP17s or Patient Questionnaire responses are less than 100. N/A is shown where the base number of responses is less than 10 during the period. % is calculated as Quantity/Base number*100

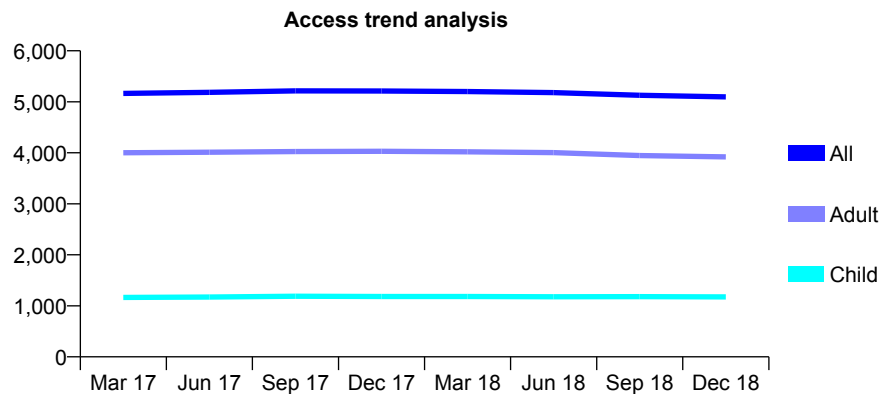
Q65 - Vital Signs At a Glance Contract Report for 836133/0001 - December 2018

Name or company name	MRS LA BARNES
Contract type name	GDS Contract
Purpose of contract	General and Orthodontic
Contract start date	01/06/2013
Contract end date	

18/19 Contracted general activity (UDA)	13,500
Carry forward general activity (UDA)	-63
18/19 Contracted orthodontic activity (UOA)	500
Carry forward orthodontic activity (UOA)	0
Baseline contract value	£343,474.18

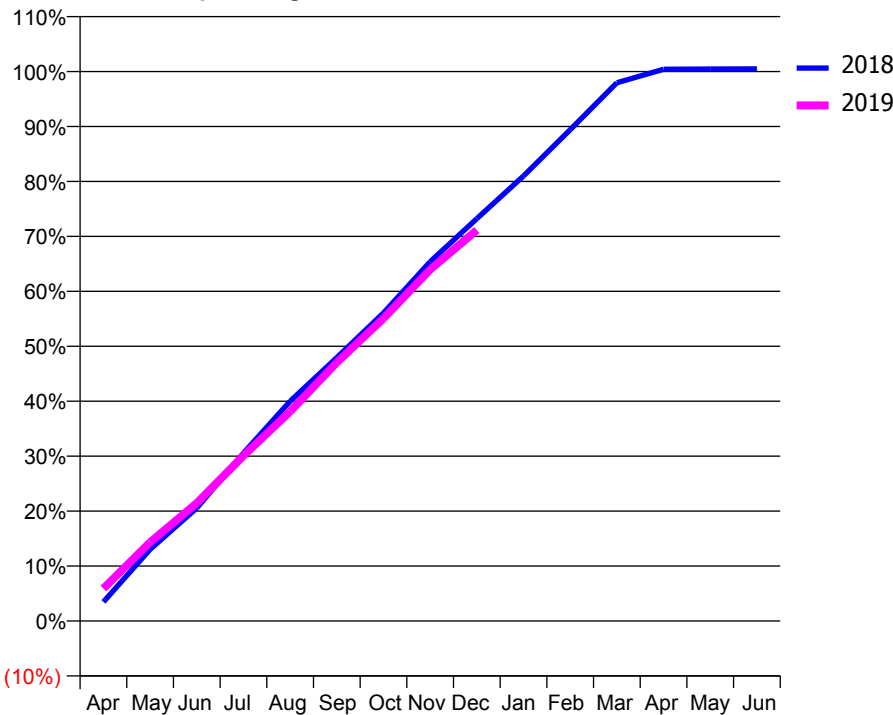
ACCESS*

Patients seen in 24 months	Total	Change since previous quarter
Quarter ending December 2017	5,213	
Quarter ending March 2018	5,201	→
Quarter ending June 2018	5,180	→
Quarter ending September 2018	5,127	↓
Quarter ending December 2018	5,096	→
Variance since December 2017	(2.2%)	↓



ACTIVITY

Cumulative percentage of contracted UDA delivered 2018 & 2019



Month	Adjusted Scheduled Activity (UDA)	
	2018	2019
April	469	797
May	1,759	1,933
June	2,776	2,897
July	4,126	4,061
August	5,401	5,148
September	6,472	6,351
October	7,570	7,436
November	8,829	8,635
December	9,885	9,602
January	10,935	
February	12,070	
March	13,225	
April	13,554	
May	13,562	
June	13,563	

QUALITY

	Quantity	Base Number	Contract	AT	Region	England
% of FP17s for the same patient ID Re-attending within 3 months - Children	139	1,547	9.0%	9.6%	11.3%	11.8%
% of FP17s for the same patient ID Re-attending within 3 months - Adults	543	4,511	12.0%	13.7%	15.3%	15.6%
% of FP17s for the same patient ID Re-attending between 3 & 9 months - Children	1,104	1,547	71.4%	61.8%	61.1%	58.8%
% of FP17s for the same patient ID Re-attending between 3 & 9 months - Adults	2,781	4,511	61.6%	53.1%	52.4%	51.0%
% of FP17s for Band 1 Urgent Courses	372	5,740	6.5%	8.6%	9.5%	9.0%
% of FP17s Relating to Free Repair or Replacements	28	5,740	0.5%	0.8%	0.7%	0.8%
% of FP17s Relating to Continuations	42	5,740	0.7%	1.0%	0.8%	0.9%
% of Patients satisfied with the dentistry they have received	4	4	N/A	92.0%	93.1%	93.2%
% of Patients satisfied with the time they had to wait for an appointment	4	4	N/A	90.4%	87.8%	88.3%

* This is based on patients treated on this contract for their most recent course of treatment. Figures in italics indicate the base number of FP17s or Patient Questionnaire responses are less than 100. N/A is shown where the base number of responses is less than 10 during the period. % is calculated as Quantity/Base number*100

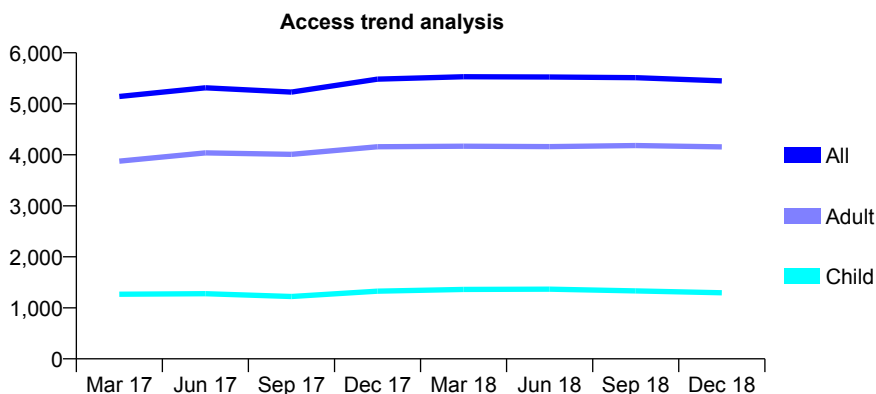
Q65 - Vital Signs At a Glance Contract Report for 840289/0002 - December 2018

Name or company name	MR AM HOUSE
Contract type name	GDS Contract
Purpose of contract	General
Contract start date	01/04/2007
Contract end date	

18/19 Contracted general activity (UDA)	12,686
Carry forward general activity (UDA)	-42
18/19 Contracted orthodontic activity (UOA)	0
Carry forward orthodontic activity (UOA)	0
Baseline contract value	£271,278.69

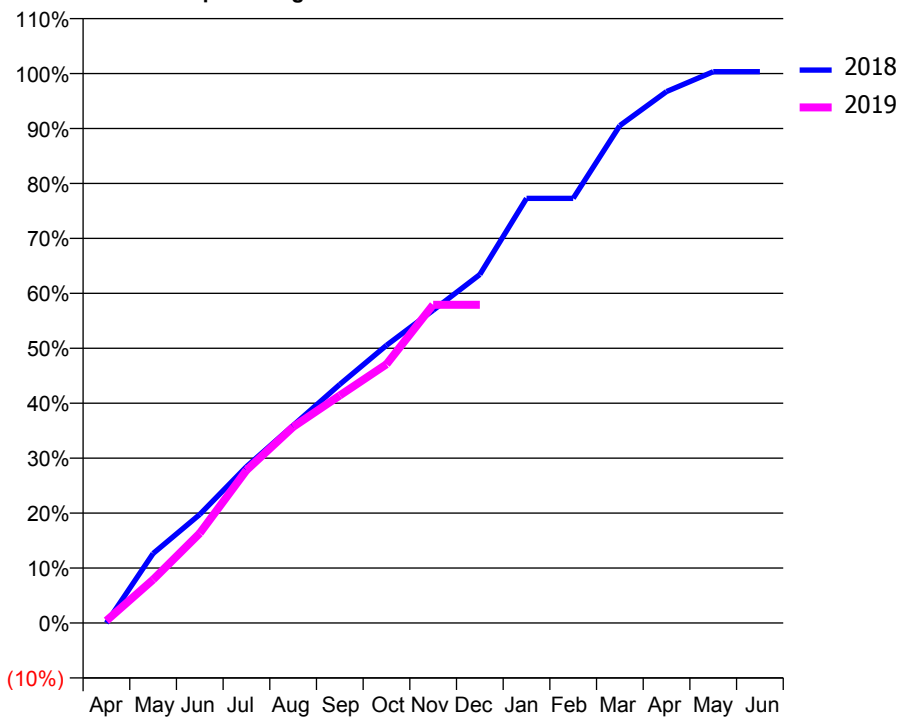
ACCESS*

Patients seen in 24 months	Total	Change since previous quarter
Quarter ending December 2017	5,484	
Quarter ending March 2018	5,530	→
Quarter ending June 2018	5,526	→
Quarter ending September 2018	5,512	→
Quarter ending December 2018	5,450	↓
Variance since December 2017	(0.6%)	→



ACTIVITY

Cumulative percentage of contracted UDA delivered 2018 & 2019



Month	Adjusted Scheduled Activity (UDA)	
	2018	2019
April	0	54
May	1,605	1,001
June	2,507	2,072
July	3,610	3,526
August	4,560	4,528
September	5,510	5,254
October	6,411	5,973
November	7,220	7,347
December	8,047	7,347
January	9,803	
February	9,803	
March	11,485	
April	12,270	
May	12,729	
June	12,728	

QUALITY

	Quantity	Base Number	Contract	AT	Region	England
% of FP17s for the same patient ID Re-attending within 3 months - Children	75	1,357	5.5%	9.6%	11.3%	11.8%
% of FP17s for the same patient ID Re-attending within 3 months - Adults	407	3,808	10.7%	13.7%	15.3%	15.6%
% of FP17s for the same patient ID Re-attending between 3 & 9 months - Children	784	1,357	57.8%	61.8%	61.1%	58.8%
% of FP17s for the same patient ID Re-attending between 3 & 9 months - Adults	1,603	3,808	42.1%	53.1%	52.4%	51.0%
% of FP17s for Band 1 Urgent Courses	313	3,936	8.0%	8.6%	9.5%	9.0%
% of FP17s Relating to Free Repair or Replacements	45	3,936	1.1%	0.8%	0.7%	0.8%
% of FP17s Relating to Continuations	26	3,936	0.7%	1.0%	0.8%	0.9%
% of Patients satisfied with the dentistry they have received	2	3	N/A	92.0%	93.1%	93.2%
% of Patients satisfied with the time they had to wait for an appointment	3	3	N/A	90.4%	87.8%	88.3%

* This is based on patients treated on this contract for their most recent course of treatment. Figures in italics indicate the base number of FP17s or Patient Questionnaire responses are less than 100. N/A is shown where the base number of responses is less than 10 during the period. % is calculated as Quantity/Base number*100

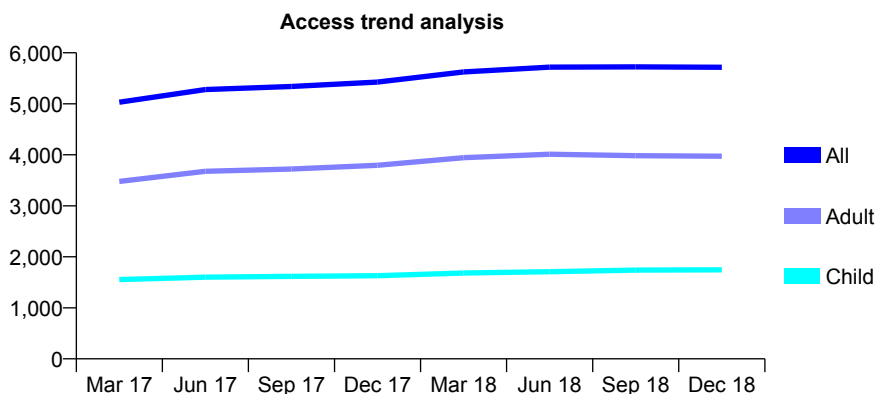
Q65 - Vital Signs At a Glance Contract Report for 843342/0001 - December 2018

Name or company name	MISS IR BORMANN
Contract type name	GDS Contract
Purpose of contract	General
Contract start date	01/04/2006
Contract end date	

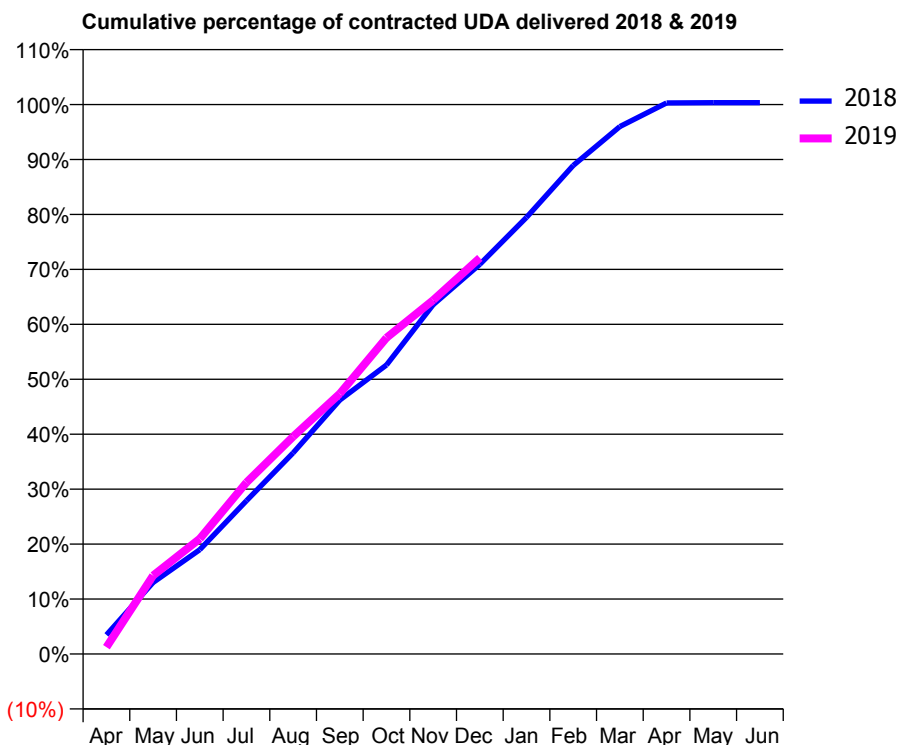
18/19 Contracted general activity (UDA)	10,022
Carry forward general activity (UDA)	-33
18/19 Contracted orthodontic activity (UOA)	0
Carry forward orthodontic activity (UOA)	0
Baseline contract value	£273,924.77

ACCESS*

Patients seen in 24 months	Total	Change since previous quarter
Quarter ending December 2017	5,426	
Quarter ending March 2018	5,626	↑
Quarter ending June 2018	5,720	→
Quarter ending September 2018	5,723	→
Quarter ending December 2018	5,716	→
Variance since December 2017	5.3%	↑



ACTIVITY



Month	Adjusted Scheduled Activity (UDA)	
	2018	2019
April	350	125
May	1,304	1,430
June	1,903	2,102
July	2,795	3,128
August	3,670	3,965
September	4,631	4,749
October	5,272	5,769
November	6,372	6,454
December	7,109	7,224
January	7,963	
February	8,910	
March	9,621	
April	10,049	
May	10,055	
June	10,055	

QUALITY

	Quantity	Base Number	Contract	AT	Region	England
% of FP17s for the same patient ID Re-attending within 3 months - Children	115	1,951	5.9%	9.6%	11.3%	11.8%
% of FP17s for the same patient ID Re-attending within 3 months - Adults	317	2,863	11.1%	13.7%	15.3%	15.6%
% of FP17s for the same patient ID Re-attending between 3 & 9 months - Children	1,290	1,951	66.1%	61.8%	61.1%	58.8%
% of FP17s for the same patient ID Re-attending between 3 & 9 months - Adults	1,307	2,863	45.7%	53.1%	52.4%	51.0%
% of FP17s for Band 1 Urgent Courses	223	4,155	5.4%	8.6%	9.5%	9.0%
% of FP17s Relating to Free Repair or Replacements	32	4,155	0.8%	0.8%	0.7%	0.8%
% of FP17s Relating to Continuations	5	4,155	0.1%	1.0%	0.8%	0.9%
% of Patients satisfied with the dentistry they have received	2	2	N/A	92.0%	93.1%	93.2%
% of Patients satisfied with the time they had to wait for an appointment	1	2	N/A	90.4%	87.8%	88.3%

* This is based on patients treated on this contract for their most recent course of treatment. Figures in italics indicate the base number of FP17s or Patient Questionnaire responses are less than 100. N/A is shown where the base number of responses is less than 10 during the period. % is calculated as Quantity/Base number*100

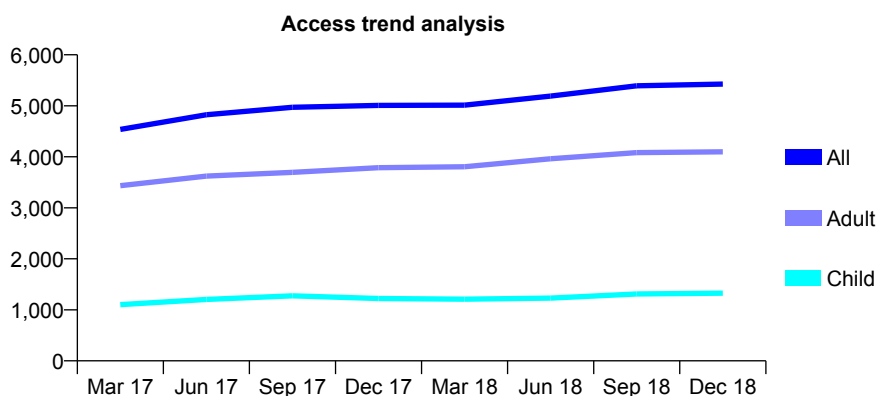
Q65 - Vital Signs At a Glance Contract Report for 858471/0001 - December 2018

Name or company name	MR TS WESTCOTT
Contract type name	GDS Contract
Purpose of contract	General
Contract start date	01/04/2007
Contract end date	

18/19 Contracted general activity (UDA)	10,704
Carry forward general activity (UDA)	175
18/19 Contracted orthodontic activity (UOA)	0
Carry forward orthodontic activity (UOA)	0
Baseline contract value	£247,131.87

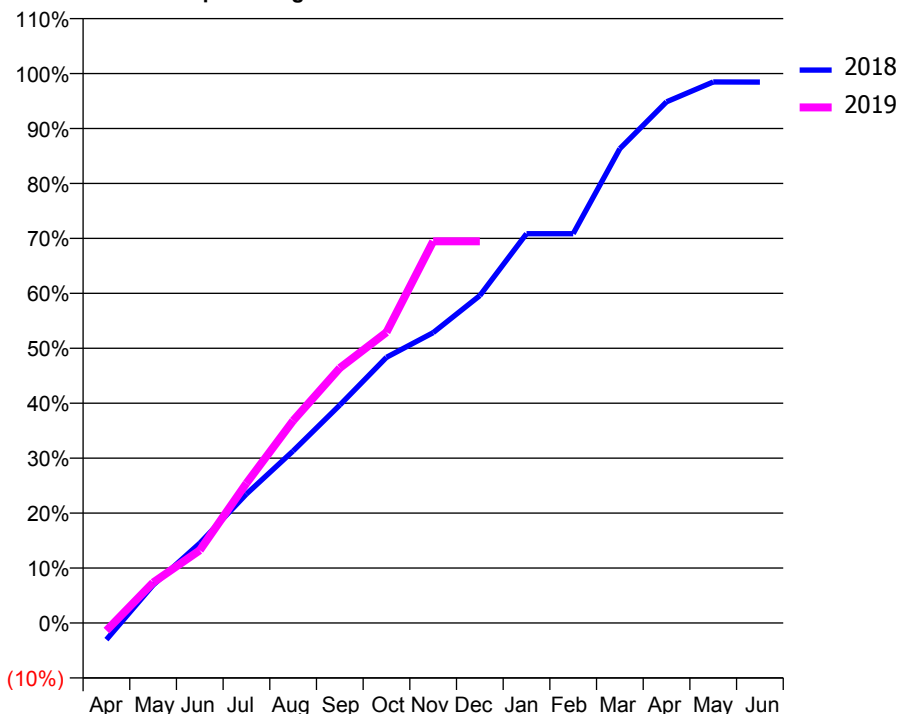
ACCESS*

Patients seen in 24 months	Total	Change since previous quarter
Quarter ending December 2017	5,007	
Quarter ending March 2018	5,014	→
Quarter ending June 2018	5,192	↑
Quarter ending September 2018	5,393	↑
Quarter ending December 2018	5,426	→
Variance since December 2017	8.4%	↑



ACTIVITY

Cumulative percentage of contracted UDA delivered 2018 & 2019



Month	Adjusted Scheduled Activity (UDA)	
	2018	2019
April	-342	-151
May	774	790
June	1,628	1,416
July	2,632	2,725
August	3,508	3,942
September	4,443	4,967
October	5,418	5,665
November	5,921	7,435
December	6,676	7,435
January	7,939	
February	7,939	
March	9,672	
April	10,626	
May	11,031	
June	11,029	

QUALITY

	Quantity	Base Number	Contract	AT	Region	England
% of FP17s for the same patient ID Re-attending within 3 months - Children	90	1,465	6.1%	9.6%	11.3%	11.8%
% of FP17s for the same patient ID Re-attending within 3 months - Adults	385	3,969	9.7%	13.7%	15.3%	15.6%
% of FP17s for the same patient ID Re-attending between 3 & 9 months - Children	727	1,465	49.6%	61.8%	61.1%	58.8%
% of FP17s for the same patient ID Re-attending between 3 & 9 months - Adults	1,554	3,969	39.2%	53.1%	52.4%	51.0%
% of FP17s for Band 1 Urgent Courses	370	4,148	8.9%	8.6%	9.5%	9.0%
% of FP17s Relating to Free Repair or Replacements	24	4,148	0.6%	0.8%	0.7%	0.8%
% of FP17s Relating to Continuations	12	4,148	0.3%	1.0%	0.8%	0.9%
% of Patients satisfied with the dentistry they have received	1	2	N/A	92.0%	93.1%	93.2%
% of Patients satisfied with the time they had to wait for an appointment	2	2	N/A	90.4%	87.8%	88.3%

* This is based on patients treated on this contract for their most recent course of treatment. Figures in italics indicate the base number of FP17s or Patient Questionnaire responses are less than 100. N/A is shown where the base number of responses is less than 10 during the period. % is calculated as Quantity/Base number*100

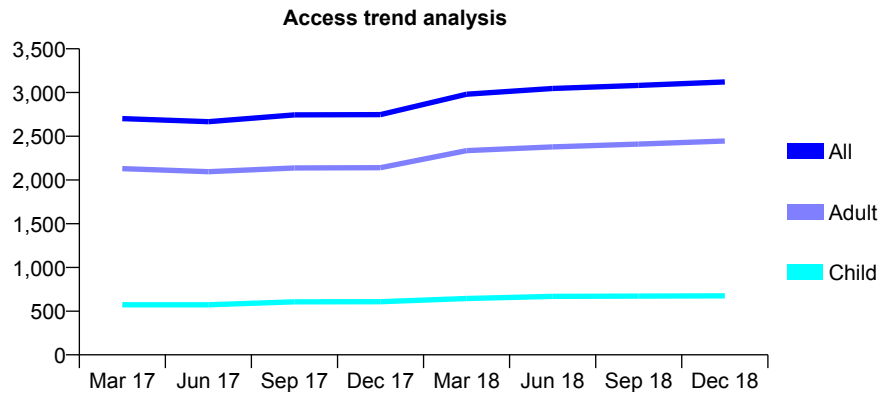
Q65 - Vital Signs At a Glance Contract Report for 873519/0001 - December 2018

Name or company name	MR KB NAIK
Contract type name	GDS Contract
Purpose of contract	General
Contract start date	01/03/2014
Contract end date	

18/19 Contracted general activity (UDA)	7,192
Carry forward general activity (UDA)	247
18/19 Contracted orthodontic activity (UOA)	0
Carry forward orthodontic activity (UOA)	0
Baseline contract value	£185,682.37

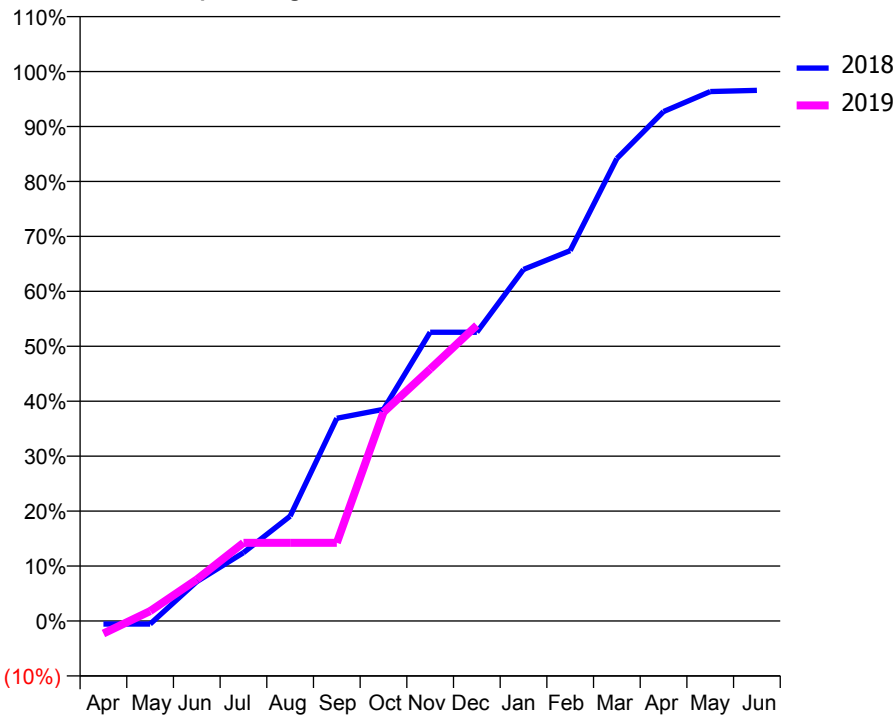
ACCESS*

Patients seen in 24 months	Total	Change since previous quarter
Quarter ending December 2017	2,747	
Quarter ending March 2018	2,980	↑
Quarter ending June 2018	3,047	↑
Quarter ending September 2018	3,082	→
Quarter ending December 2018	3,121	→
Variance since December 2017	13.6%	↑



ACTIVITY

Cumulative percentage of contracted UDA delivered 2018 & 2019



Month	Adjusted Scheduled Activity (UDA)	
	2018	2019
April	-41	-166
May	-41	130
June	515	544
July	895	1,023
August	1,373	1,023
September	2,654	1,023
October	2,771	2,732
November	3,780	3,297
December	3,780	3,870
January	4,601	
February	4,848	
March	6,053	
April	6,667	
May	6,930	
June	6,945	

QUALITY

	Quantity	Base Number	Contract	AT	Region	England
% of FP17s for the same patient ID Re-attending within 3 months - Children	45	689	6.5%	9.6%	11.3%	11.8%
% of FP17s for the same patient ID Re-attending within 3 months - Adults	178	2,223	8.0%	13.7%	15.3%	15.6%
% of FP17s for the same patient ID Re-attending between 3 & 9 months - Children	410	689	59.5%	61.8%	61.1%	58.8%
% of FP17s for the same patient ID Re-attending between 3 & 9 months - Adults	1,151	2,223	51.8%	53.1%	52.4%	51.0%
% of FP17s for Band 1 Urgent Courses	139	2,460	5.7%	8.6%	9.5%	9.0%
% of FP17s Relating to Free Repair or Replacements	0	2,460	0.0%	0.8%	0.7%	0.8%
% of FP17s Relating to Continuations	26	2,460	1.1%	1.0%	0.8%	0.9%
% of Patients satisfied with the dentistry they have received	4	4	N/A	92.0%	93.1%	93.2%
% of Patients satisfied with the time they had to wait for an appointment	4	4	N/A	90.4%	87.8%	88.3%

* This is based on patients treated on this contract for their most recent course of treatment. Figures in italics indicate the base number of FP17s or Patient Questionnaire responses are less than 100. N/A is shown where the base number of responses is less than 10 during the period. % is calculated as Quantity/Base number*100

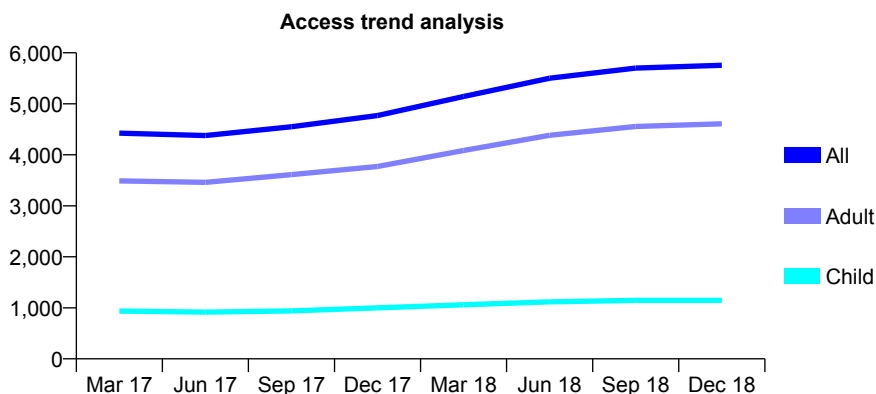
Q65 - Vital Signs At a Glance Contract Report for 904953/0001 - December 2018

Name or company name	Patchway Dental Practice
Contract type name	GDS Contract
Purpose of contract	General
Contract start date	01/04/2006
Contract end date	

18/19 Contracted general activity (UDA)	16,262
Carry forward general activity (UDA)	-290
18/19 Contracted orthodontic activity (UOA)	0
Carry forward orthodontic activity (UOA)	0
Baseline contract value	£358,943.63

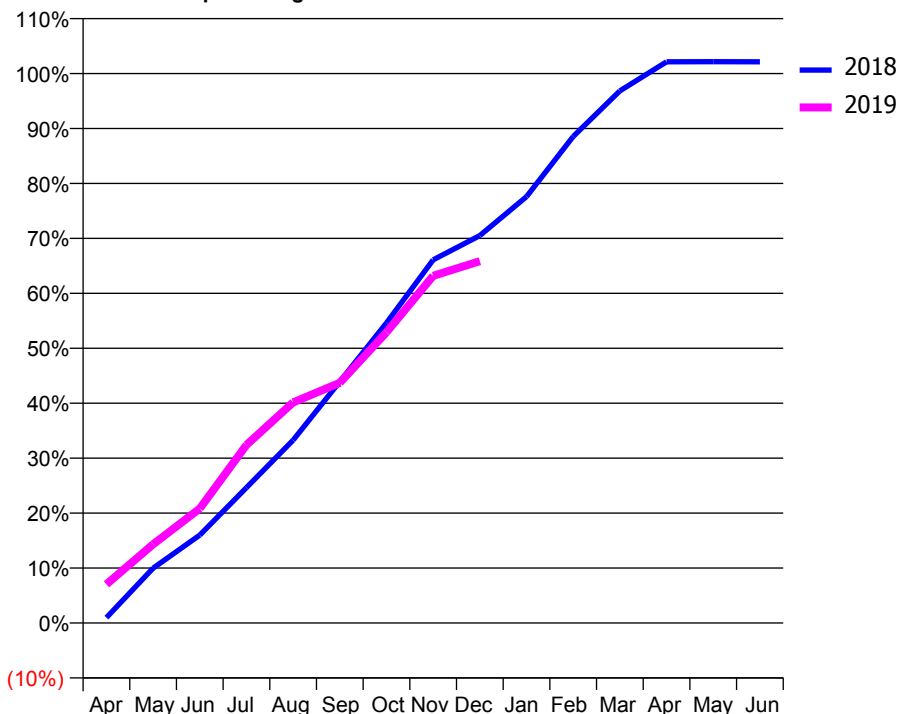
ACCESS*

Patients seen in 24 months	Total	Change since previous quarter
Quarter ending December 2017	4,771	
Quarter ending March 2018	5,145	↑
Quarter ending June 2018	5,502	↑
Quarter ending September 2018	5,701	↑
Quarter ending December 2018	5,755	→
Variance since December 2017	20.6%	↑



ACTIVITY

Cumulative percentage of contracted UDA delivered 2018 & 2019



Month	Adjusted Scheduled Activity (UDA)	
	2018	2019
April	143	1,147
May	1,449	2,331
June	2,321	3,388
July	3,572	5,269
August	4,826	6,529
September	6,371	7,108
October	7,918	8,606
November	9,584	10,273
December	10,223	10,707
January	11,250	
February	12,836	
March	14,041	
April	14,809	
May	14,811	
June	14,808	

QUALITY

	Quantity	Base Number	Contract	AT	Region	England
% of FP17s for the same patient ID Re-attending within 3 months - Children	96	1,206	8.0%	9.6%	11.3%	11.8%
% of FP17s for the same patient ID Re-attending within 3 months - Adults	658	4,996	13.2%	13.7%	15.3%	15.6%
% of FP17s for the same patient ID Re-attending between 3 & 9 months - Children	676	1,206	56.1%	61.8%	61.1%	58.8%
% of FP17s for the same patient ID Re-attending between 3 & 9 months - Adults	2,843	4,996	56.9%	53.1%	52.4%	51.0%
% of FP17s for Band 1 Urgent Courses	480	5,781	8.3%	8.6%	9.5%	9.0%
% of FP17s Relating to Free Repair or Replacements	38	5,781	0.7%	0.8%	0.7%	0.8%
% of FP17s Relating to Continuations	28	5,781	0.5%	1.0%	0.8%	0.9%
% of Patients satisfied with the dentistry they have received	7	8	N/A	92.0%	93.1%	93.2%
% of Patients satisfied with the time they had to wait for an appointment	7	8	N/A	90.4%	87.8%	88.3%

* This is based on patients treated on this contract for their most recent course of treatment. Figures in italics indicate the base number of FP17s or Patient Questionnaire responses are less than 100. N/A is shown where the base number of responses is less than 10 during the period. % is calculated as Quantity/Base number*100

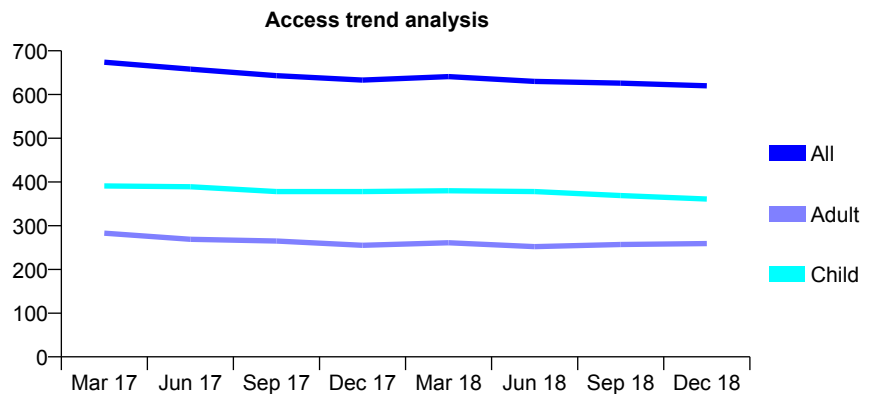
Q65 - Vital Signs At a Glance Contract Report for 907391/0001 - December 2018

Name or company name	The Dental Surgery Clifton
Contract type name	GDS Contract
Purpose of contract	General
Contract start date	01/04/2006
Contract end date	

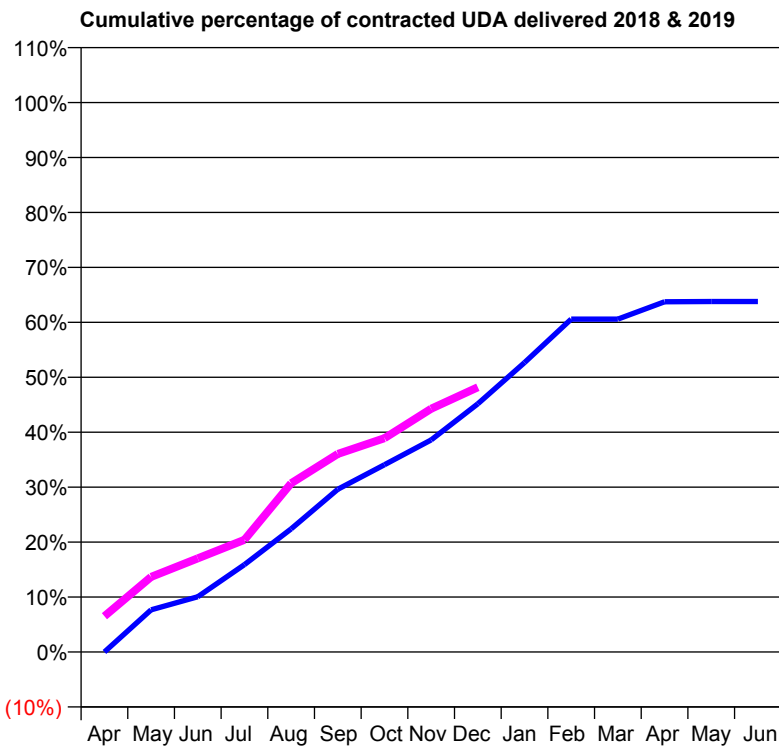
18/19 Contracted general activity (UDA)	1,750
Carry forward general activity (UDA)	0
18/19 Contracted orthodontic activity (UOA)	0
Carry forward orthodontic activity (UOA)	0
Baseline contract value	£36,842.71

ACCESS*

Patients seen in 24 months	Total	Change since previous quarter
Quarter ending December 2017	633	
Quarter ending March 2018	641	→
Quarter ending June 2018	630	↓
Quarter ending September 2018	626	→
Quarter ending December 2018	620	→
Variance since December 2017	(2.1%)	↓



ACTIVITY



Month	Adjusted Scheduled Activity (UDA)	
	2018	2019
April	0	114
May	134	239
June	176	298
July	278	357
August	392	537
September	518	631
October	596	681
November	676	775
December	791	843
January	922	
February	1,060	
March	1,060	
April	1,115	
May	1,116	
June	1,116	

QUALITY

	Quantity	Base Number	Contract	AT	Region	England
% of FP17s for the same patient ID Re-attending within 3 months - Children	16	398	4.0%	9.6%	11.3%	11.8%
% of FP17s for the same patient ID Re-attending within 3 months - Adults	18	189	9.5%	13.7%	15.3%	15.6%
% of FP17s for the same patient ID Re-attending between 3 & 9 months - Children	251	398	63.1%	61.8%	61.1%	58.8%
% of FP17s for the same patient ID Re-attending between 3 & 9 months - Adults	95	189	50.3%	53.1%	52.4%	51.0%
% of FP17s for Band 1 Urgent Courses	5	536	0.9%	8.6%	9.5%	9.0%
% of FP17s Relating to Free Repair or Replacements	0	536	0.0%	0.8%	0.7%	0.8%
% of FP17s Relating to Continuations	1	536	0.2%	1.0%	0.8%	0.9%
% of Patients satisfied with the dentistry they have received	0	0	N/A	92.0%	93.1%	93.2%
% of Patients satisfied with the time they had to wait for an appointment	0	0	N/A	90.4%	87.8%	88.3%

* This is based on patients treated on this contract for their most recent course of treatment. Figures in italics indicate the base number of FP17s or Patient Questionnaire responses are less than 100. N/A is shown where the base number of responses is less than 10 during the period. % is calculated as Quantity/Base number*100

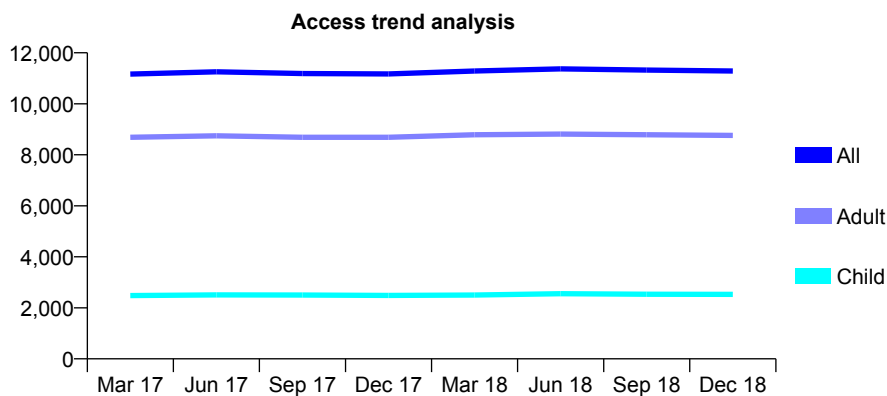
Q65 - Vital Signs At a Glance Contract Report for 913782/0001 - December 2018

Name or company name	MR PJ DRUGAN
Contract type name	GDS Contract
Purpose of contract	General and Orthodontic
Contract start date	01/04/2006
Contract end date	

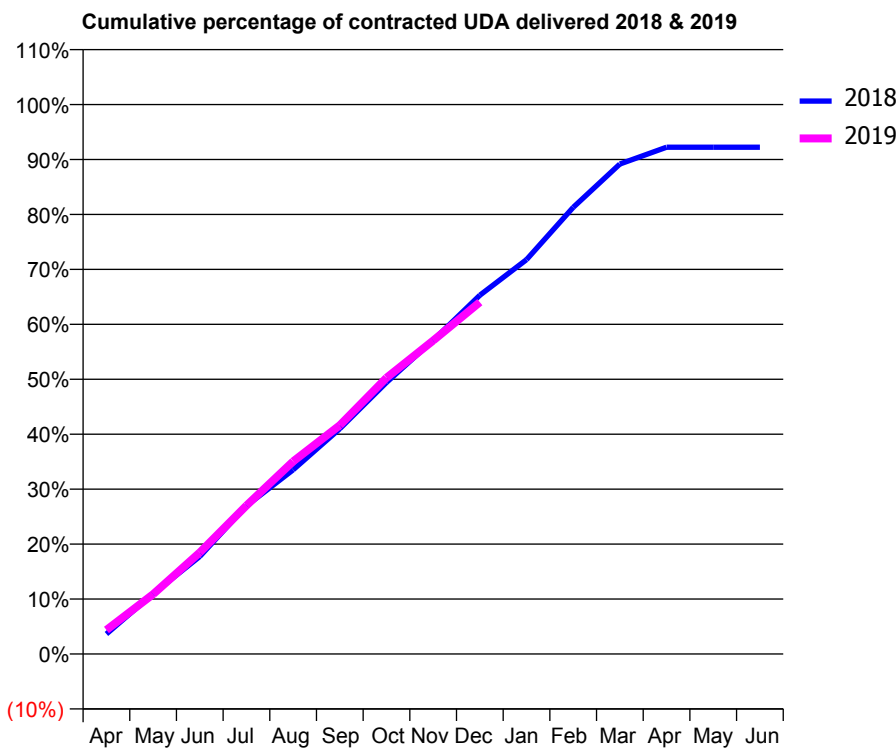
18/19 Contracted general activity (UDA)	31,020
Carry forward general activity (UDA)	0
18/19 Contracted orthodontic activity (UOA)	1,138
Carry forward orthodontic activity (UOA)	0
Baseline contract value	£764,320.58

ACCESS*

Patients seen in 24 months	Total	Change since previous quarter
Quarter ending December 2017	11,172	
Quarter ending March 2018	11,286	→
Quarter ending June 2018	11,370	→
Quarter ending September 2018	11,322	→
Quarter ending December 2018	11,287	→
Variance since December 2017	1.0%	→



ACTIVITY



Month	Adjusted Scheduled Activity (UDA)	
	2018	2019
April	1,131	1,361
May	3,402	3,378
June	5,509	5,729
July	8,370	8,380
August	10,401	10,872
September	12,717	12,916
October	15,332	15,596
November	17,709	17,692
December	20,253	19,858
January	22,262	
February	25,213	
March	27,663	
April	28,608	
May	28,609	
June	28,610	

QUALITY

	Quantity	Base Number	Contract	AT	Region	England
% of FP17s for the same patient ID Re-attending within 3 months - Children	327	3,095	10.6%	9.6%	11.3%	11.8%
% of FP17s for the same patient ID Re-attending within 3 months - Adults	1,223	10,209	12.0%	13.7%	15.3%	15.6%
% of FP17s for the same patient ID Re-attending between 3 & 9 months - Children	2,137	3,095	69.0%	61.8%	61.1%	58.8%
% of FP17s for the same patient ID Re-attending between 3 & 9 months - Adults	6,823	10,209	66.8%	53.1%	52.4%	51.0%
% of FP17s for Band 1 Urgent Courses	806	11,773	6.8%	8.6%	9.5%	9.0%
% of FP17s Relating to Free Repair or Replacements	90	11,773	0.8%	0.8%	0.7%	0.8%
% of FP17s Relating to Continuations	90	11,773	0.8%	1.0%	0.8%	0.9%
% of Patients satisfied with the dentistry they have received	10	12	83.3%	92.0%	93.1%	93.2%
% of Patients satisfied with the time they had to wait for an appointment	11	12	91.7%	90.4%	87.8%	88.3%

* This is based on patients treated on this contract for their most recent course of treatment. Figures in italics indicate the base number of FP17s or Patient Questionnaire responses are less than 100. N/A is shown where the base number of responses is less than 10 during the period. % is calculated as Quantity/Base number*100

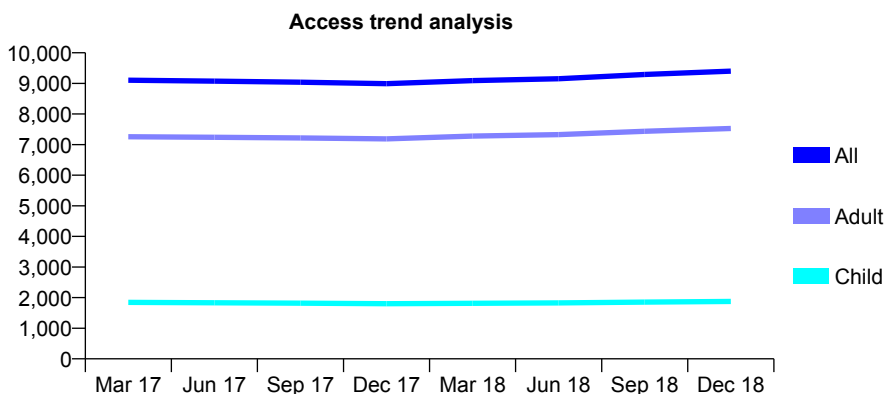
Q65 - Vital Signs At a Glance Contract Report for 913782/0002 - December 2018

Name or company name	MR PJ DRUGAN
Contract type name	GDS Contract
Purpose of contract	General
Contract start date	01/04/2006
Contract end date	

18/19 Contracted general activity (UDA)	27,879
Carry forward general activity (UDA)	0
18/19 Contracted orthodontic activity (UOA)	0
Carry forward orthodontic activity (UOA)	0
Baseline contract value	£703,100.97

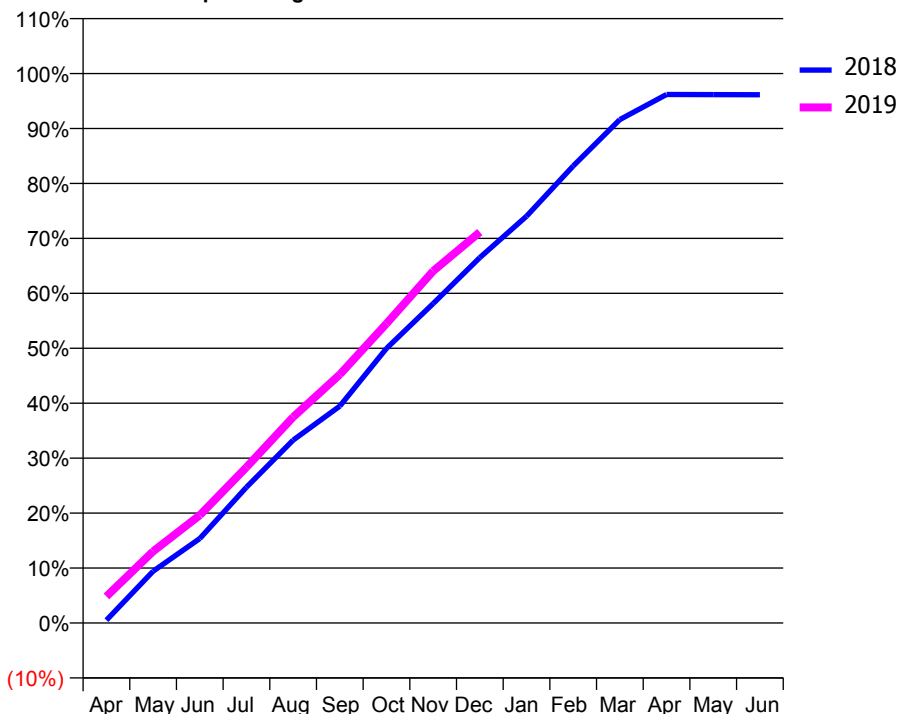
ACCESS*

Patients seen in 24 months	Total	Change since previous quarter
Quarter ending December 2017	8,992	
Quarter ending March 2018	9,092	→
Quarter ending June 2018	9,153	→
Quarter ending September 2018	9,291	→
Quarter ending December 2018	9,401	→
Variance since December 2017	4.5%	↑



ACTIVITY

Cumulative percentage of contracted UDA delivered 2018 & 2019



Month	Adjusted Scheduled Activity (UDA)	
	2018	2019
April	148	1,348
May	2,625	3,639
June	4,285	5,471
July	6,890	7,906
August	9,276	10,452
September	11,004	12,609
October	13,932	15,190
November	16,204	17,856
December	18,538	19,831
January	20,636	
February	23,191	
March	25,543	
April	26,815	
May	26,805	
June	26,804	

QUALITY

	Quantity	Base Number	Contract	AT	Region	England
% of FP17s for the same patient ID Re-attending within 3 months - Children	212	2,505	8.5%	9.6%	11.3%	11.8%
% of FP17s for the same patient ID Re-attending within 3 months - Adults	1,111	8,641	12.9%	13.7%	15.3%	15.6%
% of FP17s for the same patient ID Re-attending between 3 & 9 months - Children	1,551	2,505	61.9%	61.8%	61.1%	58.8%
% of FP17s for the same patient ID Re-attending between 3 & 9 months - Adults	4,781	8,641	55.3%	53.1%	52.4%	51.0%
% of FP17s for Band 1 Urgent Courses	769	10,523	7.3%	8.6%	9.5%	9.0%
% of FP17s Relating to Free Repair or Replacements	96	10,523	0.9%	0.8%	0.7%	0.8%
% of FP17s Relating to Continuations	77	10,523	0.7%	1.0%	0.8%	0.9%
% of Patients satisfied with the dentistry they have received	6	6	N/A	92.0%	93.1%	93.2%
% of Patients satisfied with the time they had to wait for an appointment	6	6	N/A	90.4%	87.8%	88.3%

* This is based on patients treated on this contract for their most recent course of treatment. Figures in italics indicate the base number of FP17s or Patient Questionnaire responses are less than 100. N/A is shown where the base number of responses is less than 10 during the period. % is calculated as Quantity/Base number*100

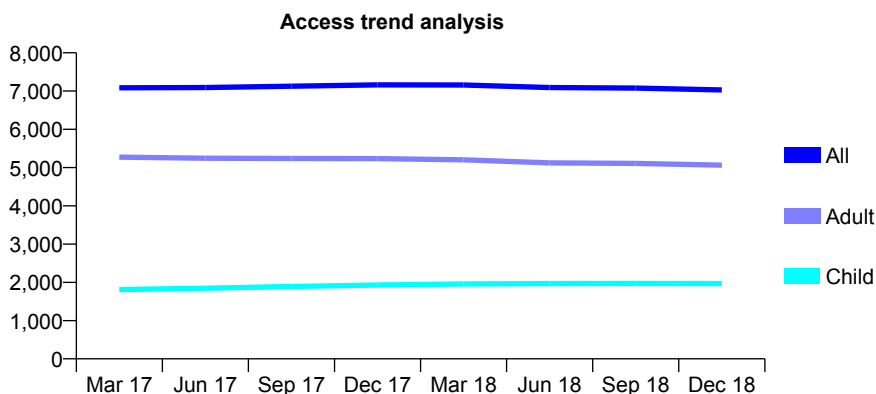
Q65 - Vital Signs At a Glance Contract Report for 929603/0001 - December 2018

Name or company name	MR F TOMAS ALLAHVERDIN
Contract type name	GDS Contract
Purpose of contract	General
Contract start date	01/04/2006
Contract end date	

18/19 Contracted general activity (UDA)	16,989
Carry forward general activity (UDA)	0
18/19 Contracted orthodontic activity (UOA)	0
Carry forward orthodontic activity (UOA)	0
Baseline contract value	£453,604.37

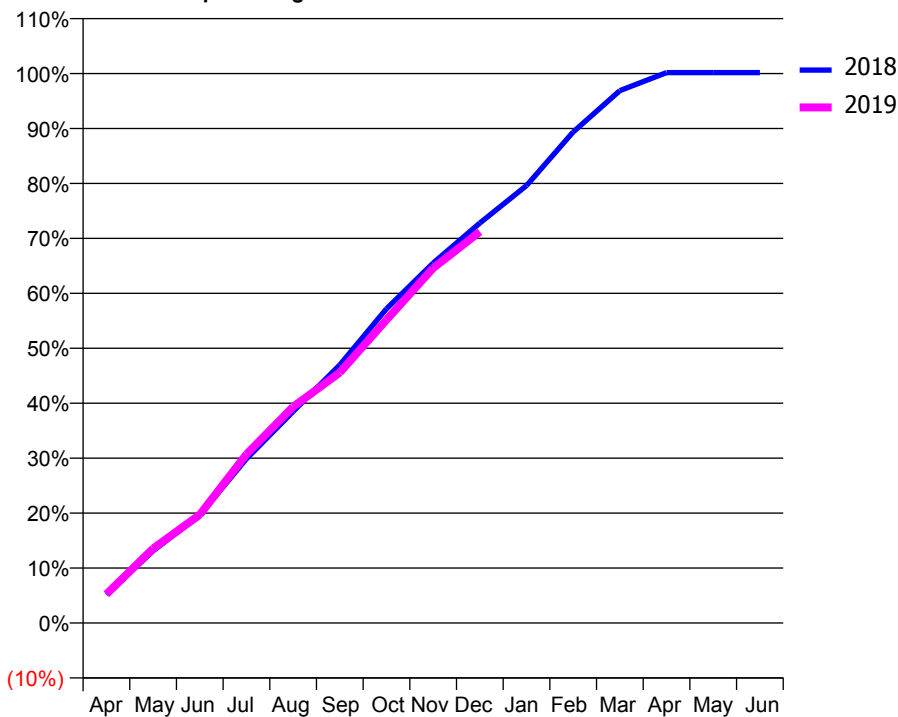
ACCESS*

Patients seen in 24 months	Total	Change since previous quarter
Quarter ending December 2017	7,162	
Quarter ending March 2018	7,158	→
Quarter ending June 2018	7,092	→
Quarter ending September 2018	7,078	→
Quarter ending December 2018	7,030	→
Variance since December 2017	(1.8%)	↓



ACTIVITY

Cumulative percentage of contracted UDA delivered 2018 & 2019



Month	Adjusted Scheduled Activity (UDA)	
	2018	2019
April	882	893
May	2,234	2,301
June	3,336	3,350
July	5,076	5,219
August	6,542	6,684
September	7,978	7,743
October	9,715	9,372
November	11,131	10,971
December	12,367	12,097
January	13,523	
February	15,181	
March	16,458	
April	17,018	
May	17,017	
June	17,017	

QUALITY

	Quantity	Base Number	Contract	AT	Region	England
% of FP17s for the same patient ID Re-attending within 3 months - Children	131	2,181	6.0%	9.6%	11.3%	11.8%
% of FP17s for the same patient ID Re-attending within 3 months - Adults	483	4,730	10.2%	13.7%	15.3%	15.6%
% of FP17s for the same patient ID Re-attending between 3 & 9 months - Children	1,410	2,181	64.6%	61.8%	61.1%	58.8%
% of FP17s for the same patient ID Re-attending between 3 & 9 months - Adults	2,672	4,730	56.5%	53.1%	52.4%	51.0%
% of FP17s for Band 1 Urgent Courses	358	6,597	5.4%	8.6%	9.5%	9.0%
% of FP17s Relating to Free Repair or Replacements	29	6,597	0.4%	0.8%	0.7%	0.8%
% of FP17s Relating to Continuations	20	6,597	0.3%	1.0%	0.8%	0.9%
% of Patients satisfied with the dentistry they have received	4	4	N/A	92.0%	93.1%	93.2%
% of Patients satisfied with the time they had to wait for an appointment	4	4	N/A	90.4%	87.8%	88.3%

* This is based on patients treated on this contract for their most recent course of treatment. Figures in italics indicate the base number of FP17s or Patient Questionnaire responses are less than 100. N/A is shown where the base number of responses is less than 10 during the period. % is calculated as Quantity/Base number*100

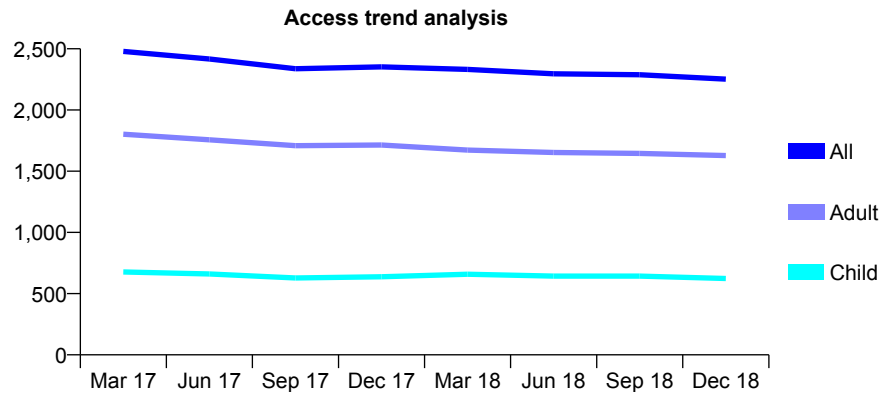
Q65 - Vital Signs At a Glance Contract Report for 941433/0001 - December 2018

Name or company name	MRS M MORADIAN
Contract type name	GDS Contract
Purpose of contract	General
Contract start date	01/04/2006
Contract end date	

18/19 Contracted general activity (UDA)	11,500
Carry forward general activity (UDA)	0
18/19 Contracted orthodontic activity (UOA)	0
Carry forward orthodontic activity (UOA)	0
Baseline contract value	£280,063.50

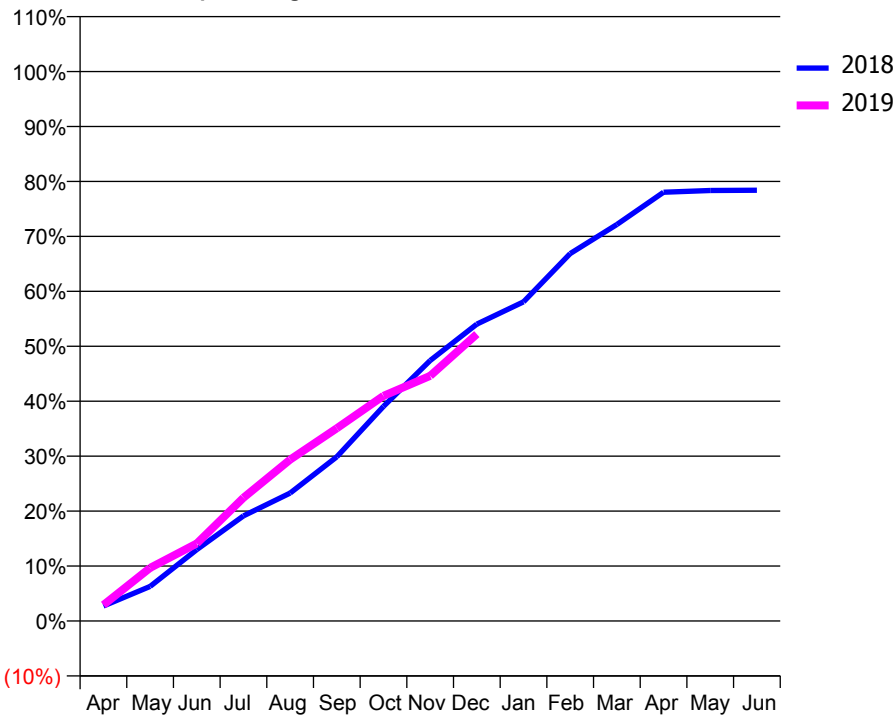
ACCESS*

Patients seen in 24 months	Total	Change since previous quarter
Quarter ending December 2017	2,352	
Quarter ending March 2018	2,332	→
Quarter ending June 2018	2,296	↓
Quarter ending September 2018	2,288	→
Quarter ending December 2018	2,252	↓
Variance since December 2017	(4.3%)	↓



ACTIVITY

Cumulative percentage of contracted UDA delivered 2018 & 2019



Month	Adjusted Scheduled Activity (UDA)	
	2018	2019
April	287	336
May	660	1,113
June	1,365	1,624
July	2,010	2,581
August	2,445	3,379
September	3,137	4,033
October	4,102	4,711
November	4,978	5,130
December	5,673	6,004
January	6,099	
February	7,021	
March	7,577	
April	8,194	
May	8,227	
June	8,230	

QUALITY

	Quantity	Base Number	Contract	AT	Region	England
% of FP17s for the same patient ID Re-attending within 3 months - Children	63	679	9.3%	9.6%	11.3%	11.8%
% of FP17s for the same patient ID Re-attending within 3 months - Adults	328	1,866	17.6%	13.7%	15.3%	15.6%
% of FP17s for the same patient ID Re-attending between 3 & 9 months - Children	375	679	55.2%	61.8%	61.1%	58.8%
% of FP17s for the same patient ID Re-attending between 3 & 9 months - Adults	969	1,866	51.9%	53.1%	52.4%	51.0%
% of FP17s for Band 1 Urgent Courses	284	2,284	12.4%	8.6%	9.5%	9.0%
% of FP17s Relating to Free Repair or Replacements	30	2,284	1.3%	0.8%	0.7%	0.8%
% of FP17s Relating to Continuations	50	2,284	2.2%	1.0%	0.8%	0.9%
% of Patients satisfied with the dentistry they have received	1	1	N/A	92.0%	93.1%	93.2%
% of Patients satisfied with the time they had to wait for an appointment	1	1	N/A	90.4%	87.8%	88.3%

* This is based on patients treated on this contract for their most recent course of treatment. Figures in italics indicate the base number of FP17s or Patient Questionnaire responses are less than 100. N/A is shown where the base number of responses is less than 10 during the period. % is calculated as Quantity/Base number*100

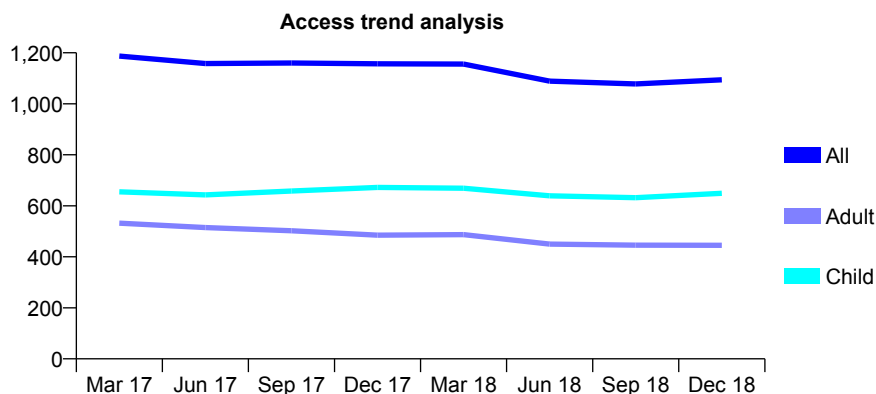
Q65 - Vital Signs At a Glance Contract Report for 962201/0001 - December 2018

Name or company name	MR JC LYLE
Contract type name	GDS Contract
Purpose of contract	General
Contract start date	09/03/2011
Contract end date	

18/19 Contracted general activity (UDA)	2,930
Carry forward general activity (UDA)	0
18/19 Contracted orthodontic activity (UOA)	0
Carry forward orthodontic activity (UOA)	0
Baseline contract value	£66,005.10

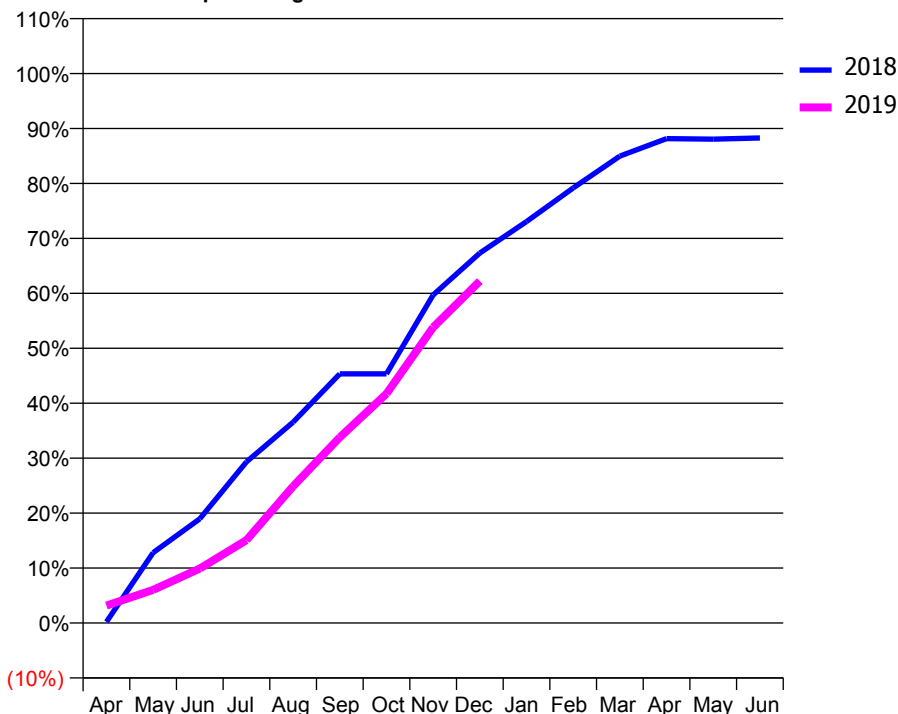
ACCESS*

Patients seen in 24 months	Total	Change since previous quarter
Quarter ending December 2017	1,157	
Quarter ending March 2018	1,156	→
Quarter ending June 2018	1,089	↓
Quarter ending September 2018	1,078	↓
Quarter ending December 2018	1,094	→
Variance since December 2017	(5.4%)	↓



ACTIVITY

Cumulative percentage of contracted UDA delivered 2018 & 2019



Month	Adjusted Scheduled Activity (UDA)	
	2018	2019
April	6	93
May	375	177
June	556	291
July	860	442
August	1,071	729
September	1,328	990
October	1,328	1,223
November	1,749	1,577
December	1,972	1,823
January	2,140	
February	2,319	
March	2,489	
April	2,583	
May	2,580	
June	2,587	

QUALITY

	Quantity	Base Number	Contract	AT	Region	England
% of FP17s for the same patient ID Re-attending within 3 months - Children	21	659	3.2%	9.6%	11.3%	11.8%
% of FP17s for the same patient ID Re-attending within 3 months - Adults	65	413	15.7%	13.7%	15.3%	15.6%
% of FP17s for the same patient ID Re-attending between 3 & 9 months - Children	323	659	49.0%	61.8%	61.1%	58.8%
% of FP17s for the same patient ID Re-attending between 3 & 9 months - Adults	158	413	38.3%	53.1%	52.4%	51.0%
% of FP17s for Band 1 Urgent Courses	41	1,015	4.0%	8.6%	9.5%	9.0%
% of FP17s Relating to Free Repair or Replacements	2	1,015	0.2%	0.8%	0.7%	0.8%
% of FP17s Relating to Continuations	2	1,015	0.2%	1.0%	0.8%	0.9%
% of Patients satisfied with the dentistry they have received	1	1	N/A	92.0%	93.1%	93.2%
% of Patients satisfied with the time they had to wait for an appointment	0	1	N/A	90.4%	87.8%	88.3%

* This is based on patients treated on this contract for their most recent course of treatment. Figures in italics indicate the base number of FP17s or Patient Questionnaire responses are less than 100. N/A is shown where the base number of responses is less than 10 during the period. % is calculated as Quantity/Base number*100

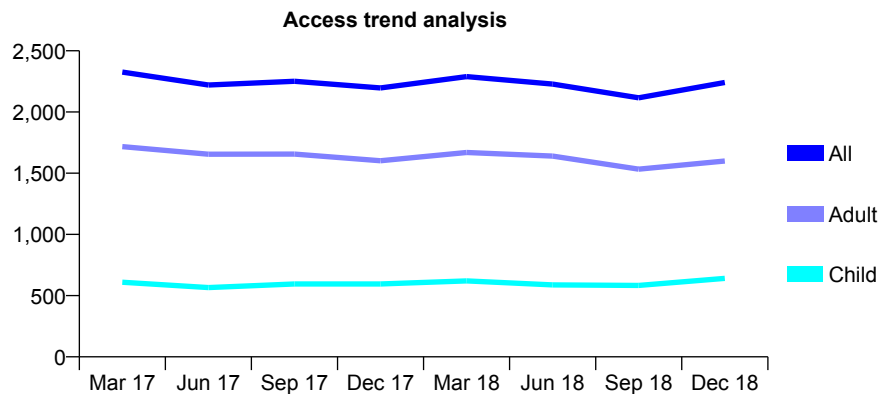
Q65 - Vital Signs At a Glance Contract Report for 995274/0001 - December 2018

Name or company name	MR PW CHAN
Contract type name	GDS Contract
Purpose of contract	General
Contract start date	01/02/2015
Contract end date	

18/19 Contracted general activity (UDA)	6,181
Carry forward general activity (UDA)	-124
18/19 Contracted orthodontic activity (UOA)	0
Carry forward orthodontic activity (UOA)	0
Baseline contract value	£130,759.42

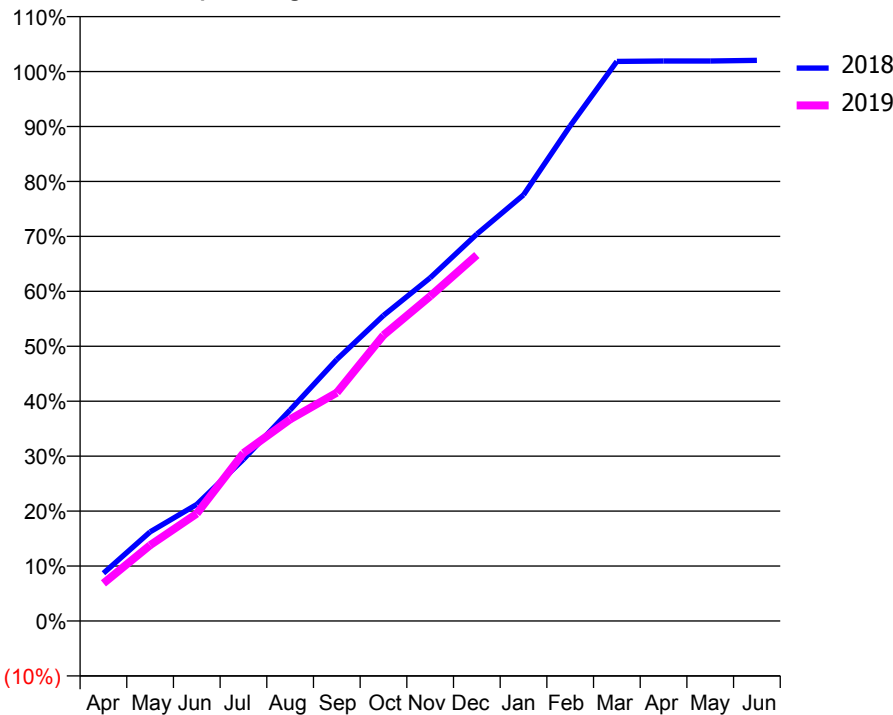
ACCESS*

Patients seen in 24 months	Total	Change since previous quarter
Quarter ending December 2017	2,197	
Quarter ending March 2018	2,289	↑
Quarter ending June 2018	2,228	↓
Quarter ending September 2018	2,116	↓
Quarter ending December 2018	2,241	↑
Variance since December 2017	2.0%	↑



ACTIVITY

Cumulative percentage of contracted UDA delivered 2018 & 2019



Month	Adjusted Scheduled Activity (UDA)	
	2018	2019
April	537	424
May	1,003	853
June	1,312	1,209
July	1,819	1,890
August	2,373	2,269
September	2,941	2,568
October	3,437	3,215
November	3,860	3,653
December	4,352	4,117
January	4,793	
February	5,570	
March	6,295	
April	6,299	
May	6,299	
June	6,306	

QUALITY

	Quantity	Base Number	Contract	AT	Region	England
% of FP17s for the same patient ID Re-attending within 3 months - Children	60	687	8.7%	9.6%	11.3%	11.8%
% of FP17s for the same patient ID Re-attending within 3 months - Adults	174	1,565	11.1%	13.7%	15.3%	15.6%
% of FP17s for the same patient ID Re-attending between 3 & 9 months - Children	398	687	57.9%	61.8%	61.1%	58.8%
% of FP17s for the same patient ID Re-attending between 3 & 9 months - Adults	932	1,565	59.6%	53.1%	52.4%	51.0%
% of FP17s for Band 1 Urgent Courses	163	2,245	7.3%	8.6%	9.5%	9.0%
% of FP17s Relating to Free Repair or Replacements	11	2,245	0.5%	0.8%	0.7%	0.8%
% of FP17s Relating to Continuations	6	2,245	0.3%	1.0%	0.8%	0.9%
% of Patients satisfied with the dentistry they have received	2	2	N/A	92.0%	93.1%	93.2%
% of Patients satisfied with the time they had to wait for an appointment	2	2	N/A	90.4%	87.8%	88.3%

* This is based on patients treated on this contract for their most recent course of treatment. Figures in italics indicate the base number of FP17s or Patient Questionnaire responses are less than 100. N/A is shown where the base number of responses is less than 10 during the period. % is calculated as Quantity/Base number*100

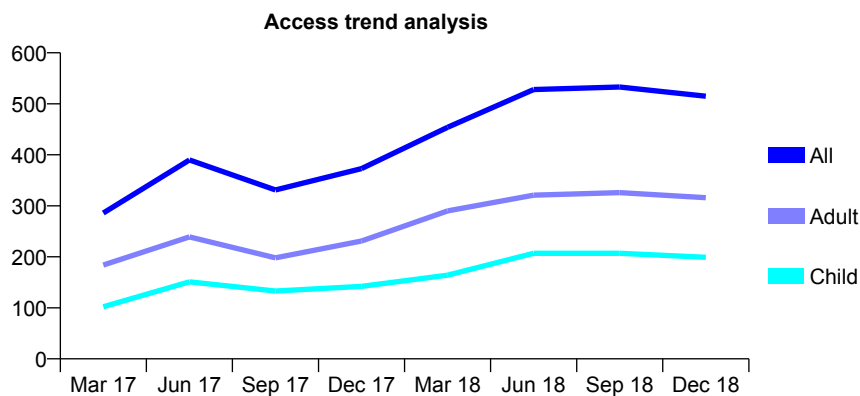
Q65 - Vital Signs At a Glance Contract Report for 995274/0002 - December 2018

Name or company name	MR PW CHAN
Contract type name	GDS Contract
Purpose of contract	General
Contract start date	01/02/2015
Contract end date	

18/19 Contracted general activity (UDA)	1,216
Carry forward general activity (UDA)	-6
18/19 Contracted orthodontic activity (UOA)	0
Carry forward orthodontic activity (UOA)	0
Baseline contract value	£25,543.91

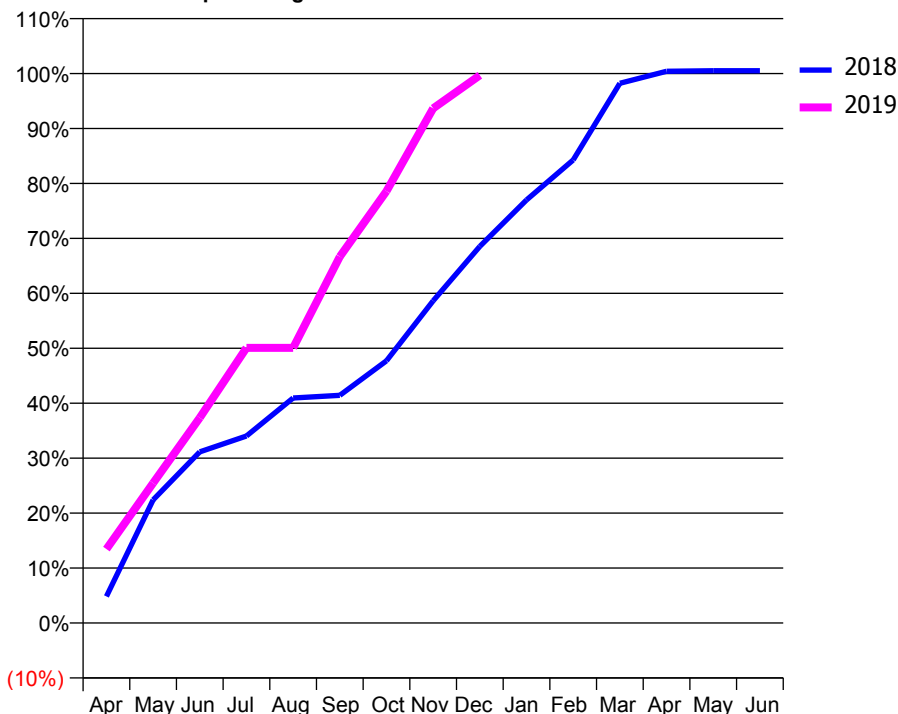
ACCESS*

Patients seen in 24 months	Total	Change since previous quarter
Quarter ending December 2017	373	
Quarter ending March 2018	454	↑
Quarter ending June 2018	528	↑
Quarter ending September 2018	533	→
Quarter ending December 2018	515	↓
Variance since December 2017	38.1%	↑



ACTIVITY

Cumulative percentage of contracted UDA delivered 2018 & 2019



Month	Adjusted Scheduled Activity (UDA)	
	2018	2019
April	59	164
May	273	310
June	379	454
July	414	609
August	498	609
September	504	811
October	580	956
November	713	1,139
December	834	1,212
January	936	
February	1,025	
March	1,194	
April	1,221	
May	1,222	
June	1,222	

QUALITY

	Quantity	Base Number	Contract	AT	Region	England
% of FP17s for the same patient ID Re-attending within 3 months - Children	11	263	4.2%	9.6%	11.3%	11.8%
% of FP17s for the same patient ID Re-attending within 3 months - Adults	45	389	11.6%	13.7%	15.3%	15.6%
% of FP17s for the same patient ID Re-attending between 3 & 9 months - Children	147	263	55.9%	61.8%	61.1%	58.8%
% of FP17s for the same patient ID Re-attending between 3 & 9 months - Adults	215	389	55.3%	53.1%	52.4%	51.0%
% of FP17s for Band 1 Urgent Courses	20	637	3.1%	8.6%	9.5%	9.0%
% of FP17s Relating to Free Repair or Replacements	5	637	0.8%	0.8%	0.7%	0.8%
% of FP17s Relating to Continuations	4	637	0.6%	1.0%	0.8%	0.9%
% of Patients satisfied with the dentistry they have received	0	0	N/A	92.0%	93.1%	93.2%
% of Patients satisfied with the time they had to wait for an appointment	0	0	N/A	90.4%	87.8%	88.3%

* This is based on patients treated on this contract for their most recent course of treatment. Figures in italics indicate the base number of FP17s or Patient Questionnaire responses are less than 100. N/A is shown where the base number of responses is less than 10 during the period. % is calculated as Quantity/Base number*100

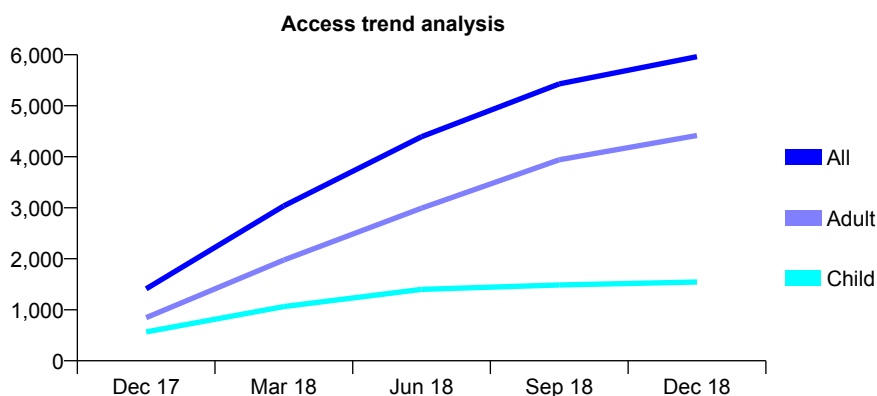
Q66 - Vital Signs At a Glance Contract Report for 100073/0000 - December 2018

Name or company name	Genix Healthcare Saltash Limited
Contract type name	GDS Contract
Purpose of contract	General
Contract start date	01/10/2017
Contract end date	

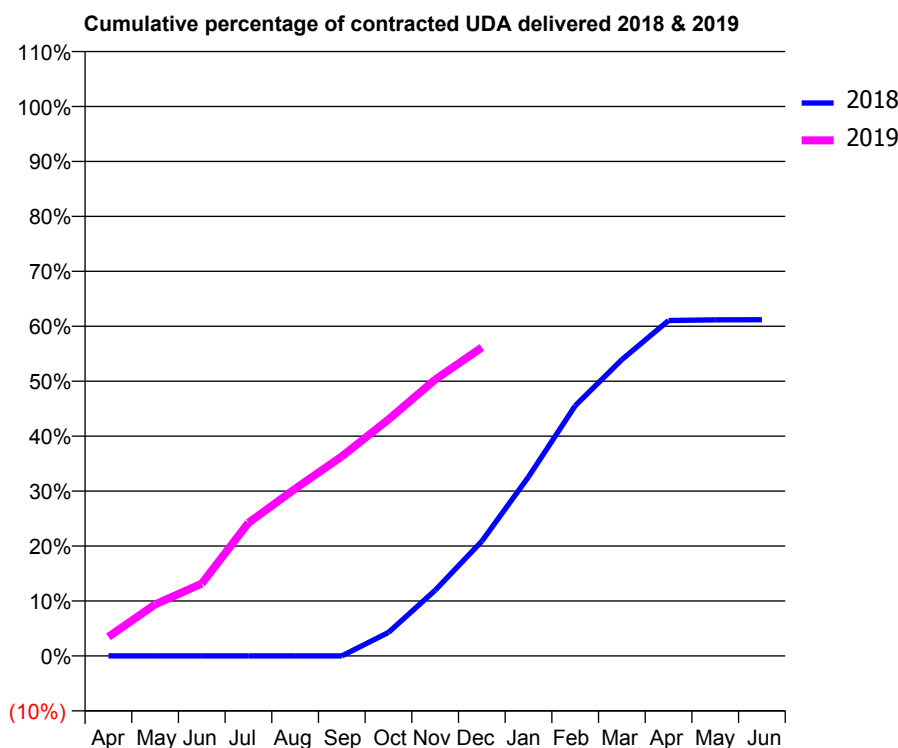
18/19 Contracted general activity (UDA)	19,116
Carry forward general activity (UDA)	0
18/19 Contracted orthodontic activity (UOA)	0
Carry forward orthodontic activity (UOA)	0
Baseline contract value	£509,240.35

ACCESS*

Patients seen in 24 months	Total	Change since previous quarter
Quarter ending December 2017	1,411	
Quarter ending March 2018	3,037	↑
Quarter ending June 2018	4,393	↑
Quarter ending September 2018	5,429	↑
Quarter ending December 2018	5,962	↑
Variance since December 2017	322.5%	↑



ACTIVITY



Month	Adjusted Scheduled Activity (UDA)	
	2018	2019
April	0	667
May	0	1,793
June	0	2,518
July	0	4,631
August	0	5,815
September	0	6,942
October	409	8,227
November	1,143	9,615
December	1,997	10,733
January	3,117	
February	4,352	
March	5,155	
April	5,835	
May	5,847	
June	5,848	

QUALITY

	Quantity	Base Number	Contract	AT	Region	England
% of FP17s for the same patient ID Re-attending within 3 months - Children	65	1,966	3.3%	9.5%	11.3%	11.8%
% of FP17s for the same patient ID Re-attending within 3 months - Adults	421	4,577	9.2%	13.9%	15.3%	15.6%
% of FP17s for the same patient ID Re-attending between 3 & 9 months - Children	1,156	1,966	58.8%	59.6%	61.1%	58.8%
% of FP17s for the same patient ID Re-attending between 3 & 9 months - Adults	1,116	4,577	24.4%	50.6%	52.4%	51.0%
% of FP17s for Band 1 Urgent Courses	566	6,225	9.1%	10.0%	9.5%	9.0%
% of FP17s Relating to Free Repair or Replacements	11	6,225	0.2%	0.9%	0.7%	0.8%
% of FP17s Relating to Continuations	23	6,225	0.4%	1.0%	0.8%	0.9%
% of Patients satisfied with the dentistry they have received	6	6	N/A	93.6%	93.1%	93.2%
% of Patients satisfied with the time they had to wait for an appointment	3	6	N/A	85.2%	87.8%	88.3%

* This is based on patients treated on this contract for their most recent course of treatment. Figures in italics indicate the base number of FP17s or Patient Questionnaire responses are less than 100. N/A is shown where the base number of responses is less than 10 during the period. % is calculated as Quantity/Base number*100

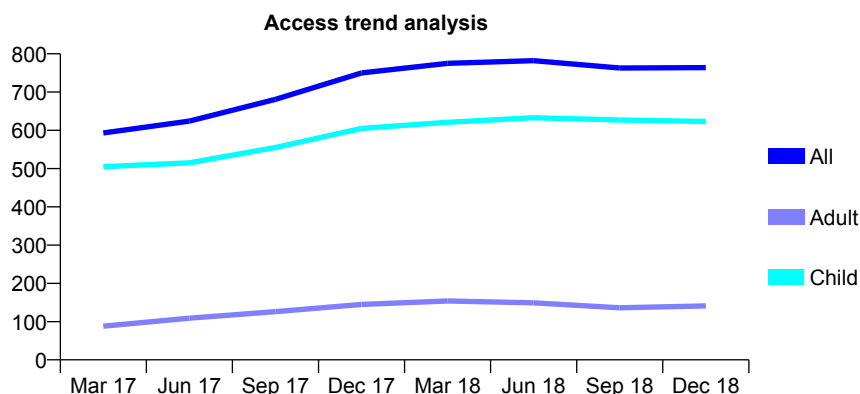
Q66 - Vital Signs At a Glance Contract Report for 100076/0000 - December 2018

Name or company name	Hayle Dental Practice Partnership
Contract type name	GDS Contract
Purpose of contract	General
Contract start date	01/04/2016
Contract end date	

18/19 Contracted general activity (UDA)	1,557
Carry forward general activity (UDA)	56
18/19 Contracted orthodontic activity (UOA)	0
Carry forward orthodontic activity (UOA)	0
Baseline contract value	£41,769.21

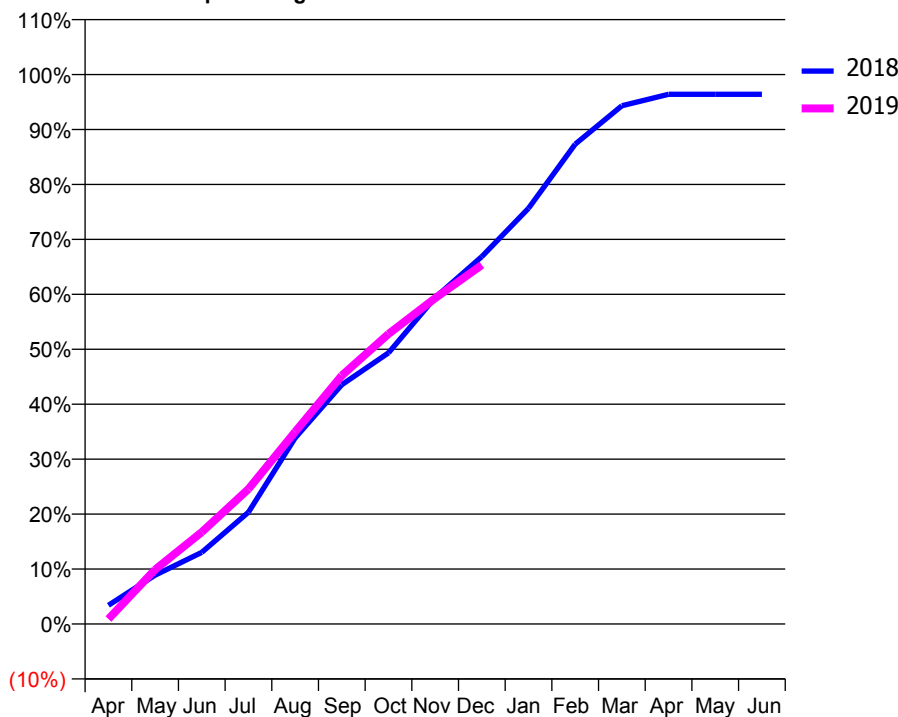
ACCESS*

Patients seen in 24 months	Total	Change since previous quarter
Quarter ending December 2017	750	
Quarter ending March 2018	775	↑
Quarter ending June 2018	782	→
Quarter ending September 2018	763	↓
Quarter ending December 2018	764	→
Variance since December 2017	1.9%	→



ACTIVITY

Cumulative percentage of contracted UDA delivered 2018 & 2019



Month	Adjusted Scheduled Activity (UDA)	
	2018	2019
April	53	14
May	139	154
June	203	260
July	317	383
August	527	545
September	678	704
October	768	822
November	925	923
December	1,041	1,017
January	1,178	
February	1,360	
March	1,468	
April	1,501	
May	1,501	
June	1,501	

QUALITY

	Quantity	Base Number	Contract	AT	Region	England
% of FP17s for the same patient ID Re-attending within 3 months - Children	57	716	8.0%	9.5%	11.3%	11.8%
% of FP17s for the same patient ID Re-attending within 3 months - Adults	5	69	7.2%	13.9%	15.3%	15.6%
% of FP17s for the same patient ID Re-attending between 3 & 9 months - Children	460	716	64.2%	59.6%	61.1%	58.8%
% of FP17s for the same patient ID Re-attending between 3 & 9 months - Adults	37	69	53.6%	50.6%	52.4%	51.0%
% of FP17s for Band 1 Urgent Courses	46	757	6.1%	10.0%	9.5%	9.0%
% of FP17s Relating to Free Repair or Replacements	0	757	0.0%	0.9%	0.7%	0.8%
% of FP17s Relating to Continuations	3	757	0.4%	1.0%	0.8%	0.9%
% of Patients satisfied with the dentistry they have received	0	0	N/A	93.6%	93.1%	93.2%
% of Patients satisfied with the time they had to wait for an appointment	0	0	N/A	85.2%	87.8%	88.3%

* This is based on patients treated on this contract for their most recent course of treatment. Figures in italics indicate the base number of FP17s or Patient Questionnaire responses are less than 100. N/A is shown where the base number of responses is less than 10 during the period. % is calculated as Quantity/Base number*100

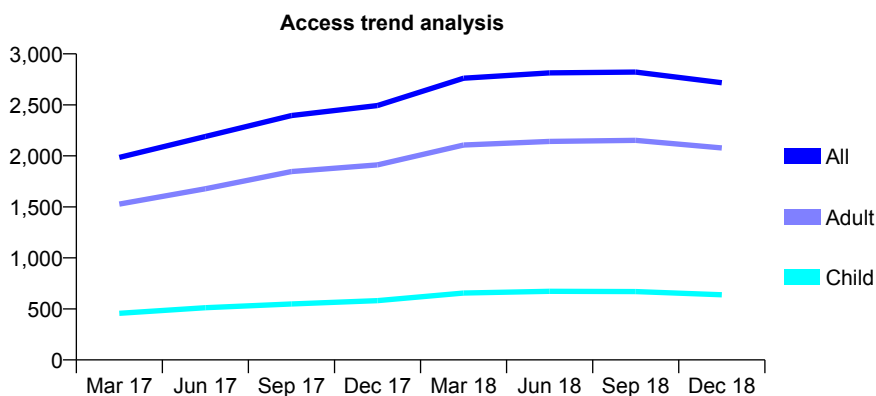
Q66 - Vital Signs At a Glance Contract Report for 100083/0000 - December 2018

Name or company name	PCH Dental CIC
Contract type name	GDS Contract
Purpose of contract	General
Contract start date	01/04/2016
Contract end date	

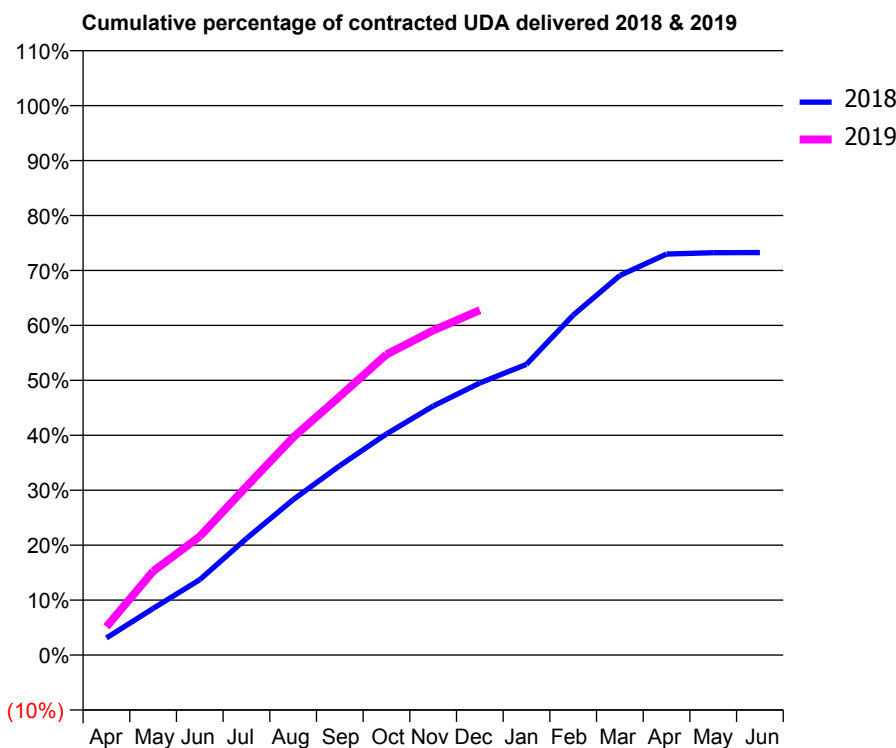
18/19 Contracted general activity (UDA)	7,000
Carry forward general activity (UDA)	0
18/19 Contracted orthodontic activity (UOA)	0
Carry forward orthodontic activity (UOA)	0
Baseline contract value	£195,798.08

ACCESS*

Patients seen in 24 months	Total	Change since previous quarter
Quarter ending December 2017	2,493	
Quarter ending March 2018	2,762	↑
Quarter ending June 2018	2,814	→
Quarter ending September 2018	2,822	→
Quarter ending December 2018	2,717	↓
Variance since December 2017	9.0%	↑



ACTIVITY



Month	Adjusted Scheduled Activity (UDA)	
	2018	2019
April	342	361
May	929	1,067
June	1,502	1,511
July	2,323	2,148
August	3,096	2,773
September	3,773	3,296
October	4,406	3,830
November	4,962	4,136
December	5,421	4,394
January	5,793	
February	6,773	
March	7,560	
April	7,989	
May	8,014	
June	8,017	

QUALITY

	Quantity	Base Number	Contract	AT	Region	England
% of FP17s for the same patient ID Re-attending within 3 months - Children	41	601	6.8%	9.5%	11.3%	11.8%
% of FP17s for the same patient ID Re-attending within 3 months - Adults	243	1,791	13.6%	13.9%	15.3%	15.6%
% of FP17s for the same patient ID Re-attending between 3 & 9 months - Children	324	601	53.9%	59.6%	61.1%	58.8%
% of FP17s for the same patient ID Re-attending between 3 & 9 months - Adults	1,000	1,791	55.8%	50.6%	52.4%	51.0%
% of FP17s for Band 1 Urgent Courses	173	2,218	7.8%	10.0%	9.5%	9.0%
% of FP17s Relating to Free Repair or Replacements	20	2,218	0.9%	0.9%	0.7%	0.8%
% of FP17s Relating to Continuations	5	2,218	0.2%	1.0%	0.8%	0.9%
% of Patients satisfied with the dentistry they have received	1	1	N/A	93.6%	93.1%	93.2%
% of Patients satisfied with the time they had to wait for an appointment	1	1	N/A	85.2%	87.8%	88.3%

* This is based on patients treated on this contract for their most recent course of treatment. Figures in italics indicate the base number of FP17s or Patient Questionnaire responses are less than 100. N/A is shown where the base number of responses is less than 10 during the period. % is calculated as Quantity/Base number*100

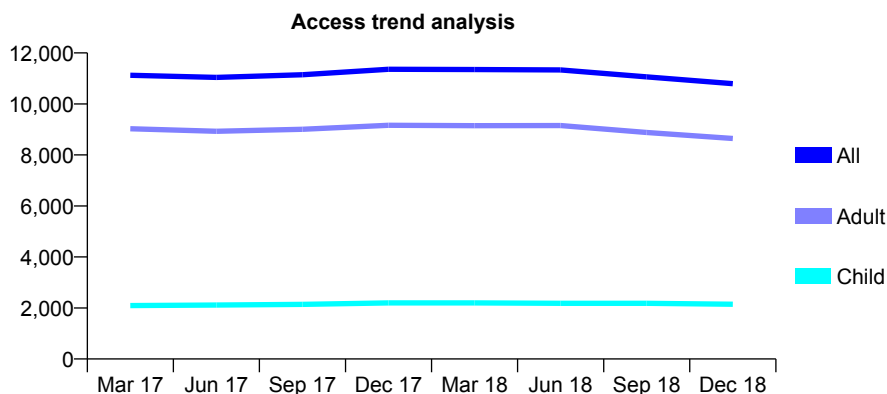
Q66 - Vital Signs At a Glance Contract Report for 101192/0007 - December 2018

Name or company name	Community Dental Centres Ltd
Contract type name	GDS Contract
Purpose of contract	General and Orthodontic
Contract start date	01/04/2006
Contract end date	

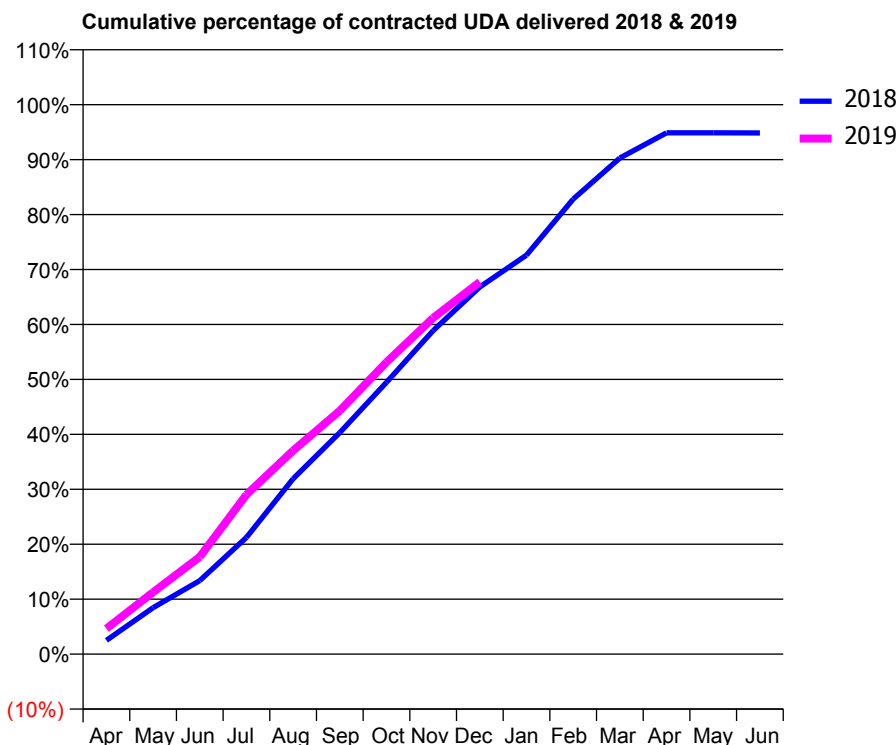
18/19 Contracted general activity (UDA)	29,500
Carry forward general activity (UDA)	0
18/19 Contracted orthodontic activity (UOA)	2,000
Carry forward orthodontic activity (UOA)	0
Baseline contract value	£939,081.26

ACCESS*

Patients seen in 24 months	Total	Change since previous quarter
Quarter ending December 2017	11,360	
Quarter ending March 2018	11,348	→
Quarter ending June 2018	11,334	→
Quarter ending September 2018	11,061	↓
Quarter ending December 2018	10,793	↓
Variance since December 2017	(5.0%)	↓



ACTIVITY



Month	Adjusted Scheduled Activity (UDA)	
	2018	2019
April	782	1,370
May	2,624	3,327
June	4,150	5,222
July	6,588	8,568
August	9,898	10,924
September	12,496	13,072
October	15,337	15,671
November	18,254	18,049
December	20,718	19,986
January	22,514	
February	25,672	
March	27,991	
April	29,407	
May	29,411	
June	29,405	

QUALITY

	Quantity	Base Number	Contract	AT	Region	England
% of FP17s for the same patient ID Re-attending within 3 months - Children	141	2,130	6.6%	9.5%	11.3%	11.8%
% of FP17s for the same patient ID Re-attending within 3 months - Adults	754	7,952	9.5%	13.9%	15.3%	15.6%
% of FP17s for the same patient ID Re-attending between 3 & 9 months - Children	999	2,130	46.9%	59.6%	61.1%	58.8%
% of FP17s for the same patient ID Re-attending between 3 & 9 months - Adults	3,921	7,952	49.3%	50.6%	52.4%	51.0%
% of FP17s for Band 1 Urgent Courses	783	9,501	8.2%	10.0%	9.5%	9.0%
% of FP17s Relating to Free Repair or Replacements	28	9,501	0.3%	0.9%	0.7%	0.8%
% of FP17s Relating to Continuations	43	9,501	0.5%	1.0%	0.8%	0.9%
% of Patients satisfied with the dentistry they have received	3	3	N/A	93.6%	93.1%	93.2%
% of Patients satisfied with the time they had to wait for an appointment	3	3	N/A	85.2%	87.8%	88.3%

* This is based on patients treated on this contract for their most recent course of treatment. Figures in italics indicate the base number of FP17s or Patient Questionnaire responses are less than 100. N/A is shown where the base number of responses is less than 10 during the period. % is calculated as Quantity/Base number*100

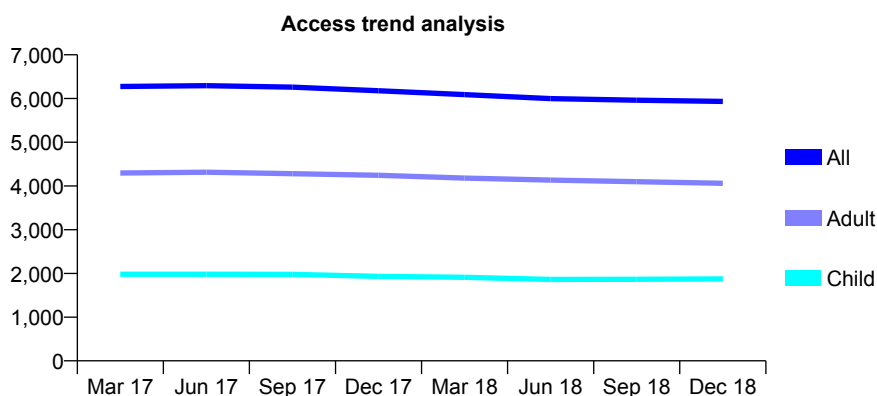
Q66 - Vital Signs At a Glance Contract Report for 101281/0062 - December 2018

Name or company name	OASIS DENTAL CARE LTD
Contract type name	GDS Contract
Purpose of contract	General
Contract start date	01/04/2006
Contract end date	

18/19 Contracted general activity (UDA)	17,010
Carry forward general activity (UDA)	0
18/19 Contracted orthodontic activity (UOA)	0
Carry forward orthodontic activity (UOA)	0
Baseline contract value	£392,382.73

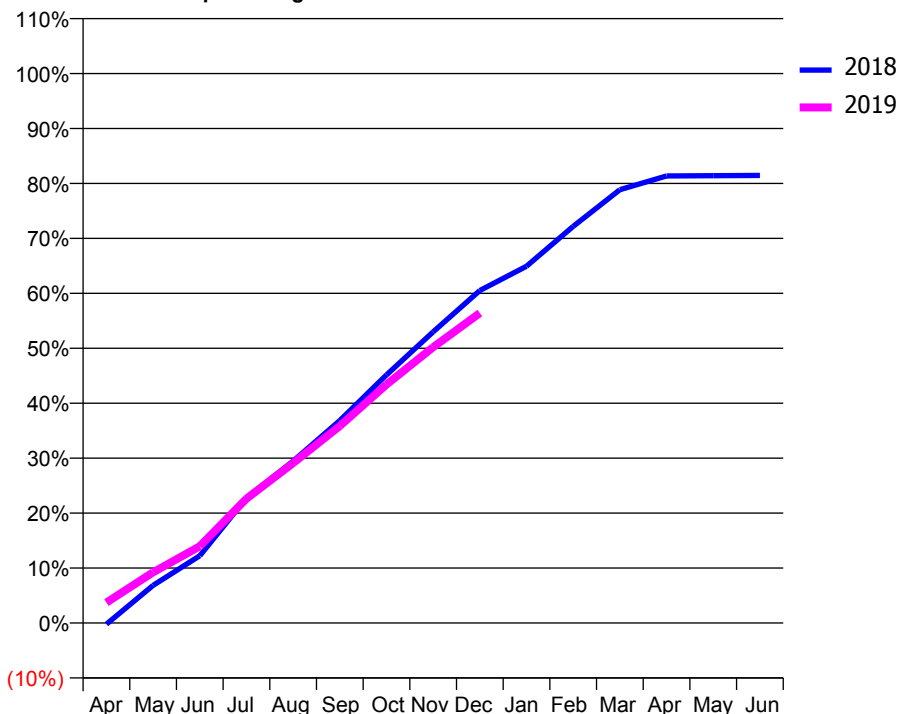
ACCESS*

Patients seen in 24 months	Total	Change since previous quarter
Quarter ending December 2017	6,178	
Quarter ending March 2018	6,091	↓
Quarter ending June 2018	5,998	↓
Quarter ending September 2018	5,962	→
Quarter ending December 2018	5,934	→
Variance since December 2017	(3.9%)	↓



ACTIVITY

Cumulative percentage of contracted UDA delivered 2018 & 2019



Month	Adjusted Scheduled Activity (UDA)	
	2018	2019
April	-41	635
May	1,165	1,569
June	2,082	2,375
July	3,870	3,848
August	5,013	4,952
September	6,270	6,099
October	7,679	7,382
November	9,014	8,538
December	10,292	9,596
January	11,044	
February	12,278	
March	13,413	
April	13,838	
May	13,848	
June	13,854	

QUALITY

	Quantity	Base Number	Contract	AT	Region	England
% of FP17s for the same patient ID Re-attending within 3 months - Children	96	2,091	4.6%	9.5%	11.3%	11.8%
% of FP17s for the same patient ID Re-attending within 3 months - Adults	399	4,185	9.5%	13.9%	15.3%	15.6%
% of FP17s for the same patient ID Re-attending between 3 & 9 months - Children	1,241	2,091	59.3%	59.6%	61.1%	58.8%
% of FP17s for the same patient ID Re-attending between 3 & 9 months - Adults	2,518	4,185	60.2%	50.6%	52.4%	51.0%
% of FP17s for Band 1 Urgent Courses	286	5,981	4.8%	10.0%	9.5%	9.0%
% of FP17s Relating to Free Repair or Replacements	38	5,981	0.6%	0.9%	0.7%	0.8%
% of FP17s Relating to Continuations	9	5,981	0.2%	1.0%	0.8%	0.9%
% of Patients satisfied with the dentistry they have received	2	3	N/A	93.6%	93.1%	93.2%
% of Patients satisfied with the time they had to wait for an appointment	3	3	N/A	85.2%	87.8%	88.3%

* This is based on patients treated on this contract for their most recent course of treatment. Figures in italics indicate the base number of FP17s or Patient Questionnaire responses are less than 100. N/A is shown where the base number of responses is less than 10 during the period. % is calculated as Quantity/Base number*100

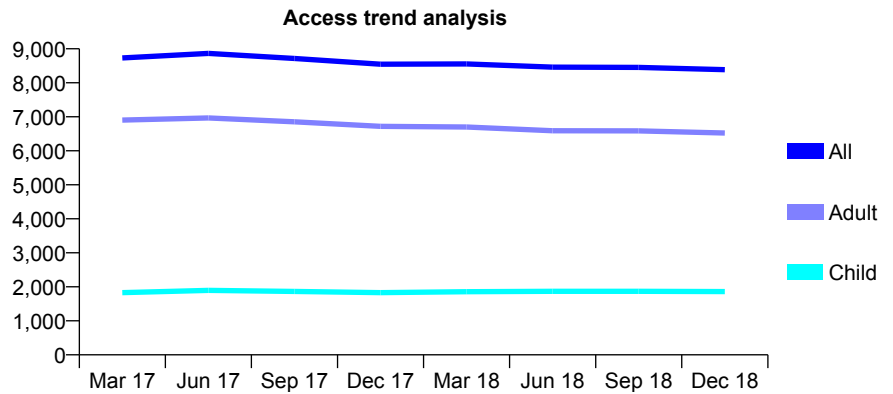
Q66 - Vital Signs At a Glance Contract Report for 101281/0165 - December 2018

Name or company name	OASIS DENTAL CARE LTD
Contract type name	GDS Contract
Purpose of contract	General
Contract start date	10/04/2007
Contract end date	

18/19 Contracted general activity (UDA)	30,000
Carry forward general activity (UDA)	0
18/19 Contracted orthodontic activity (UOA)	0
Carry forward orthodontic activity (UOA)	0
Baseline contract value	£706,270.35

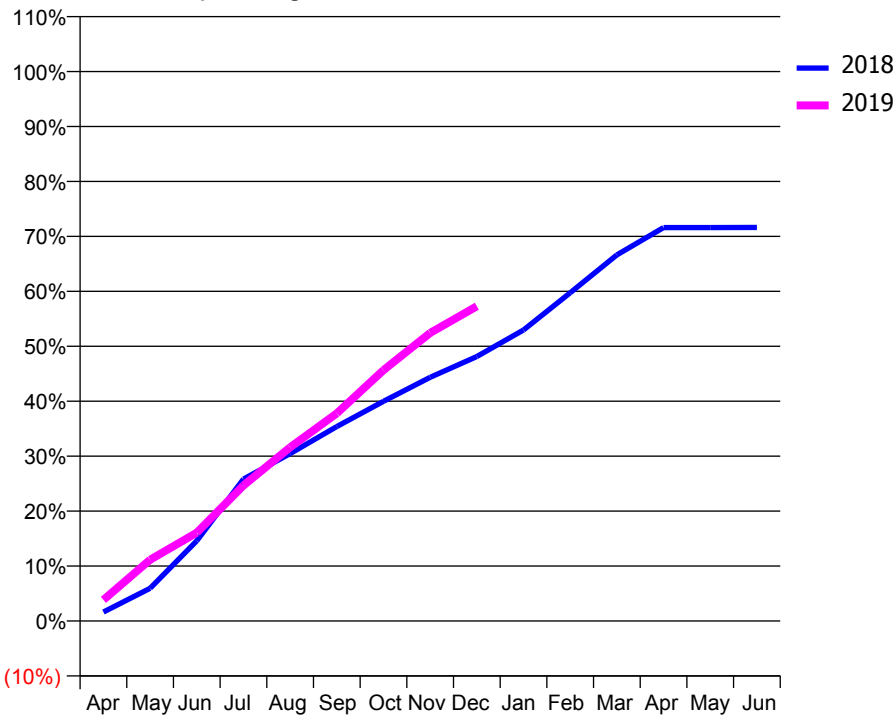
ACCESS*

Patients seen in 24 months	Total	Change since previous quarter
Quarter ending December 2017	8,548	
Quarter ending March 2018	8,556	→
Quarter ending June 2018	8,459	↓
Quarter ending September 2018	8,453	→
Quarter ending December 2018	8,386	→
Variance since December 2017	(1.9%)	↓



ACTIVITY

Cumulative percentage of contracted UDA delivered 2018 & 2019



Month	Adjusted Scheduled Activity (UDA)	
	2018	2019
April	492	1,153
May	1,789	3,342
June	4,382	4,821
July	7,753	7,399
August	9,140	9,485
September	10,621	11,340
October	11,995	13,695
November	13,308	15,732
December	14,439	17,185
January	15,887	
February	17,919	
March	19,985	
April	21,480	
May	21,481	
June	21,486	

QUALITY

	Quantity	Base Number	Contract	AT	Region	England
% of FP17s for the same patient ID Re-attending within 3 months - Children	121	2,095	5.8%	9.5%	11.3%	11.8%
% of FP17s for the same patient ID Re-attending within 3 months - Adults	899	7,595	11.8%	13.9%	15.3%	15.6%
% of FP17s for the same patient ID Re-attending between 3 & 9 months - Children	1,087	2,095	51.9%	59.6%	61.1%	58.8%
% of FP17s for the same patient ID Re-attending between 3 & 9 months - Adults	3,671	7,595	48.3%	50.6%	52.4%	51.0%
% of FP17s for Band 1 Urgent Courses	628	8,249	7.6%	10.0%	9.5%	9.0%
% of FP17s Relating to Free Repair or Replacements	100	8,249	1.2%	0.9%	0.7%	0.8%
% of FP17s Relating to Continuations	27	8,249	0.3%	1.0%	0.8%	0.9%
% of Patients satisfied with the dentistry they have received	9	10	90.0%	93.6%	93.1%	93.2%
% of Patients satisfied with the time they had to wait for an appointment	9	10	90.0%	85.2%	87.8%	88.3%

* This is based on patients treated on this contract for their most recent course of treatment. Figures in italics indicate the base number of FP17s or Patient Questionnaire responses are less than 100. N/A is shown where the base number of responses is less than 10 during the period. % is calculated as Quantity/Base number*100

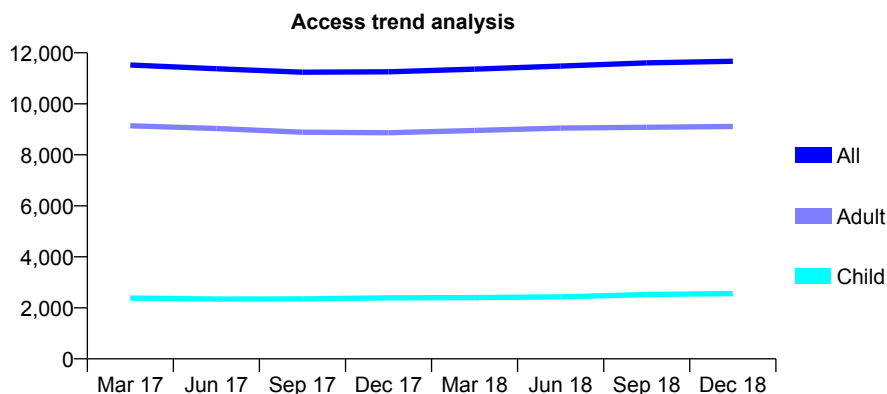
Q66 - Vital Signs At a Glance Contract Report for 101281/0169 - December 2018

Name or company name	OASIS DENTAL CARE LTD
Contract type name	GDS Contract
Purpose of contract	General
Contract start date	01/06/2007
Contract end date	

18/19 Contracted general activity (UDA)	33,000
Carry forward general activity (UDA)	-185
18/19 Contracted orthodontic activity (UOA)	0
Carry forward orthodontic activity (UOA)	0
Baseline contract value	£755,992.04

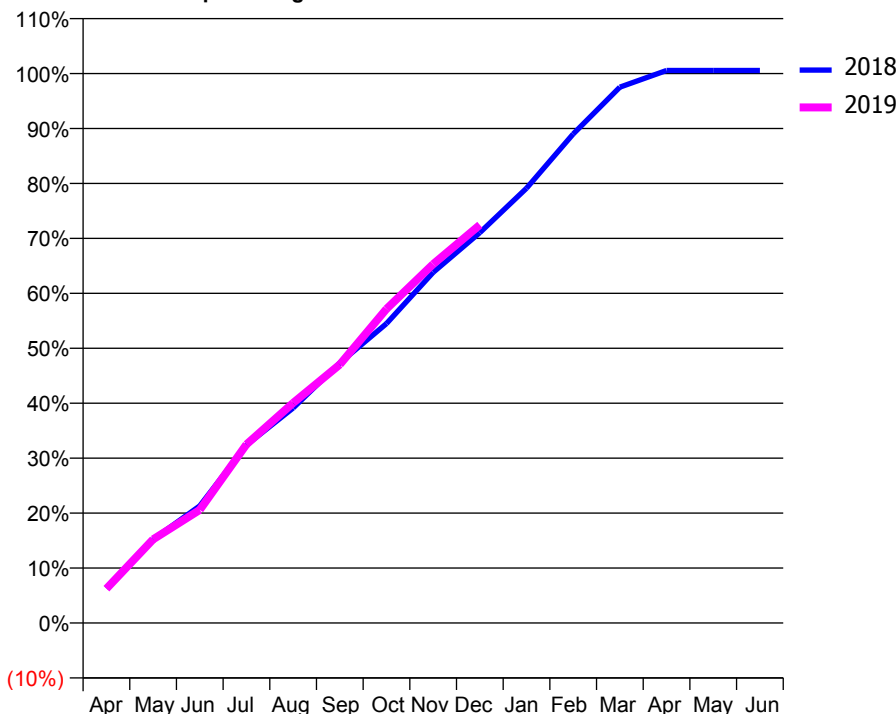
ACCESS*

Patients seen in 24 months	Total	Change since previous quarter
Quarter ending December 2017	11,256	
Quarter ending March 2018	11,357	→
Quarter ending June 2018	11,480	→
Quarter ending September 2018	11,603	→
Quarter ending December 2018	11,669	→
Variance since December 2017	3.7%	↑



ACTIVITY

Cumulative percentage of contracted UDA delivered 2018 & 2019



Month	Adjusted Scheduled Activity (UDA)	
	2018	2019
April	2,083	2,064
May	5,026	5,022
June	7,034	6,793
July	10,687	10,726
August	12,916	13,218
September	15,621	15,520
October	17,981	18,862
November	21,056	21,550
December	23,447	23,907
January	26,112	
February	29,373	
March	32,182	
April	33,180	
May	33,183	
June	33,185	

QUALITY

	Quantity	Base Number	Contract	AT	Region	England
% of FP17s for the same patient ID Re-attending within 3 months - Children	160	2,878	5.6%	9.5%	11.3%	11.8%
% of FP17s for the same patient ID Re-attending within 3 months - Adults	1,595	10,577	15.1%	13.9%	15.3%	15.6%
% of FP17s for the same patient ID Re-attending between 3 & 9 months - Children	1,844	2,878	64.1%	59.6%	61.1%	58.8%
% of FP17s for the same patient ID Re-attending between 3 & 9 months - Adults	6,671	10,577	63.1%	50.6%	52.4%	51.0%
% of FP17s for Band 1 Urgent Courses	1,482	12,989	11.4%	10.0%	9.5%	9.0%
% of FP17s Relating to Free Repair or Replacements	146	12,989	1.1%	0.9%	0.7%	0.8%
% of FP17s Relating to Continuations	32	12,989	0.2%	1.0%	0.8%	0.9%
% of Patients satisfied with the dentistry they have received	6	6	N/A	93.6%	93.1%	93.2%
% of Patients satisfied with the time they had to wait for an appointment	4	6	N/A	85.2%	87.8%	88.3%

* This is based on patients treated on this contract for their most recent course of treatment. Figures in italics indicate the base number of FP17s or Patient Questionnaire responses are less than 100. N/A is shown where the base number of responses is less than 10 during the period. % is calculated as Quantity/Base number*100

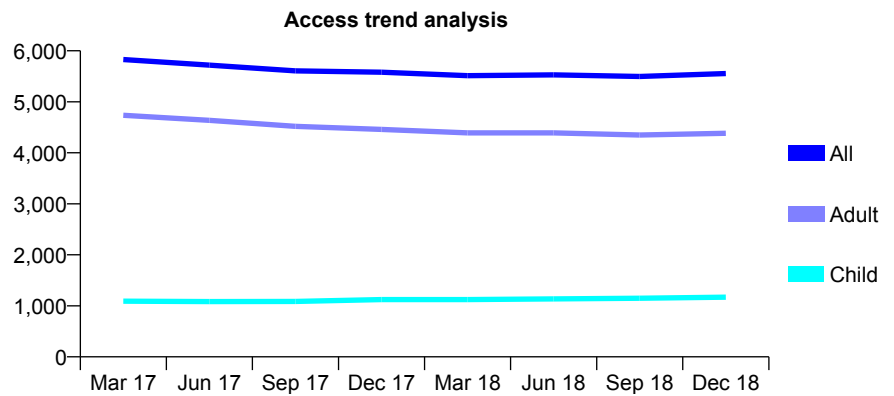
Q66 - Vital Signs At a Glance Contract Report for 101338/0027 - December 2018

Name or company name	Whitecross Dental Care Limited
Contract type name	GDS Contract
Purpose of contract	General
Contract start date	01/04/2006
Contract end date	

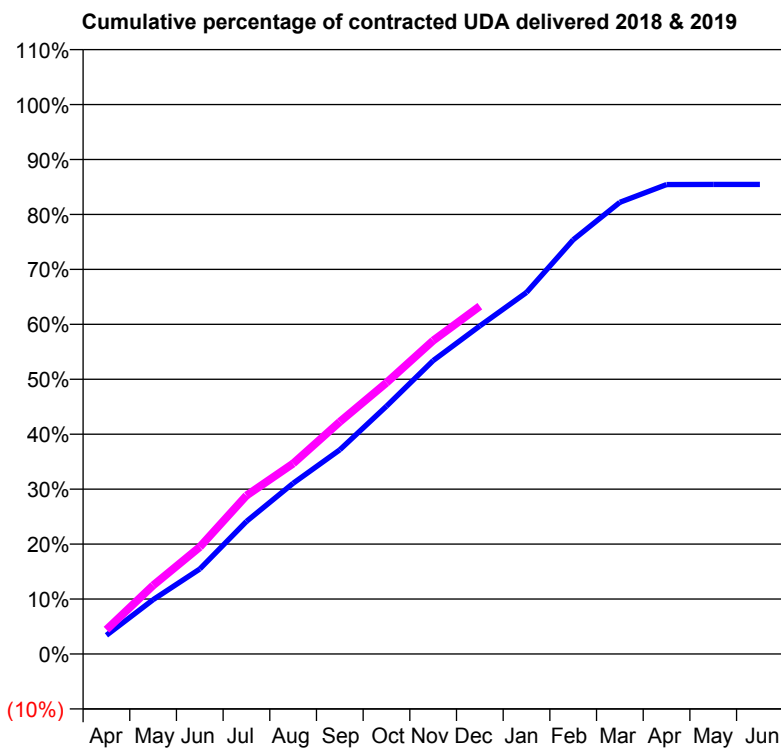
18/19 Contracted general activity (UDA)	19,823
Carry forward general activity (UDA)	0
18/19 Contracted orthodontic activity (UOA)	0
Carry forward orthodontic activity (UOA)	0
Baseline contract value	£587,994.89

ACCESS*

Patients seen in 24 months	Total	Change since previous quarter
Quarter ending December 2017	5,581	
Quarter ending March 2018	5,512	↓
Quarter ending June 2018	5,527	→
Quarter ending September 2018	5,496	→
Quarter ending December 2018	5,553	→
Variance since December 2017	(0.5%)	→



ACTIVITY



Month	Adjusted Scheduled Activity (UDA)	
	2018	2019
April	675	879
May	1,962	2,477
June	3,067	3,859
July	4,782	5,718
August	6,159	6,874
September	7,365	8,379
October	8,941	9,786
November	10,586	11,309
December	11,835	12,550
January	13,044	
February	14,941	
March	16,294	
April	16,937	
May	16,942	
June	16,941	

QUALITY

	Quantity	Base Number	Contract	AT	Region	England
% of FP17s for the same patient ID Re-attending within 3 months - Children	56	1,314	4.3%	9.5%	11.3%	11.8%
% of FP17s for the same patient ID Re-attending within 3 months - Adults	565	4,979	11.3%	13.9%	15.3%	15.6%
% of FP17s for the same patient ID Re-attending between 3 & 9 months - Children	875	1,314	66.6%	59.6%	61.1%	58.8%
% of FP17s for the same patient ID Re-attending between 3 & 9 months - Adults	3,187	4,979	64.0%	50.6%	52.4%	51.0%
% of FP17s for Band 1 Urgent Courses	225	6,053	3.7%	10.0%	9.5%	9.0%
% of FP17s Relating to Free Repair or Replacements	41	6,053	0.7%	0.9%	0.7%	0.8%
% of FP17s Relating to Continuations	151	6,053	2.5%	1.0%	0.8%	0.9%
% of Patients satisfied with the dentistry they have received	3	3	N/A	93.6%	93.1%	93.2%
% of Patients satisfied with the time they had to wait for an appointment	2	3	N/A	85.2%	87.8%	88.3%

* This is based on patients treated on this contract for their most recent course of treatment. Figures in italics indicate the base number of FP17s or Patient Questionnaire responses are less than 100. N/A is shown where the base number of responses is less than 10 during the period. % is calculated as Quantity/Base number*100

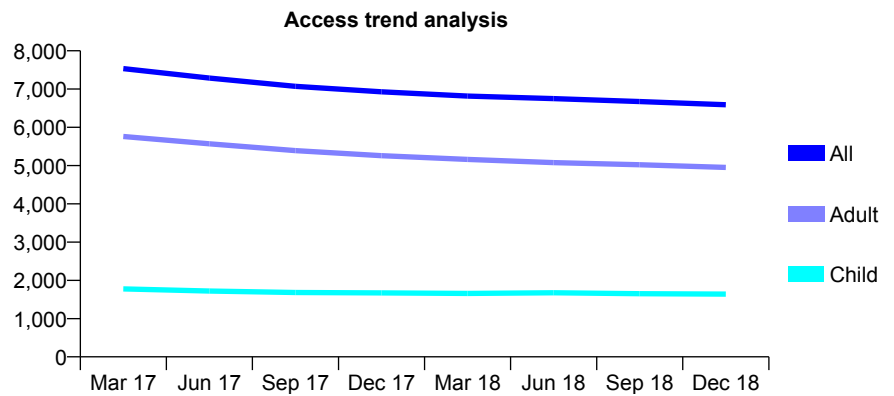
Q66 - Vital Signs At a Glance Contract Report for 101338/0077 - December 2018

Name or company name	Whitecross Dental Care Limited
Contract type name	GDS Contract
Purpose of contract	General
Contract start date	09/03/2009
Contract end date	

18/19 Contracted general activity (UDA)	16,750
Carry forward general activity (UDA)	0
18/19 Contracted orthodontic activity (UOA)	0
Carry forward orthodontic activity (UOA)	0
Baseline contract value	£453,569.51

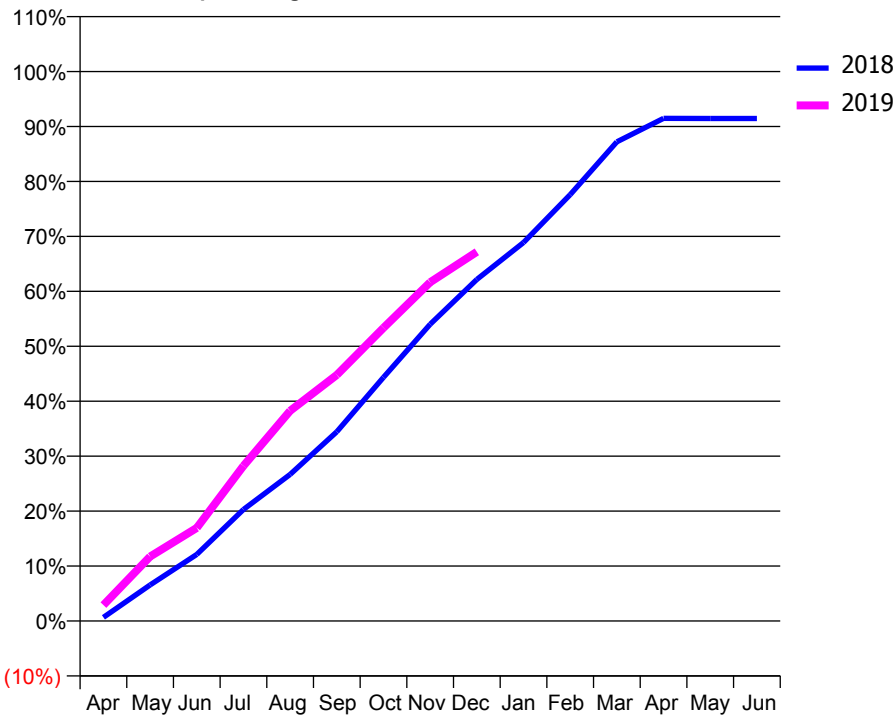
ACCESS*

Patients seen in 24 months	Total	Change since previous quarter
Quarter ending December 2017	6,927	
Quarter ending March 2018	6,817	↓
Quarter ending June 2018	6,751	→
Quarter ending September 2018	6,673	↓
Quarter ending December 2018	6,590	↓
Variance since December 2017	(4.9%)	↓



ACTIVITY

Cumulative percentage of contracted UDA delivered 2018 & 2019



Month	Adjusted Scheduled Activity (UDA)	
	2018	2019
April	117	486
May	1,148	1,965
June	2,123	2,838
July	3,553	4,728
August	4,670	6,409
September	6,028	7,502
October	7,761	8,937
November	9,452	10,326
December	10,879	11,254
January	12,056	
February	13,577	
March	15,259	
April	16,009	
May	16,005	
June	16,005	

QUALITY

	Quantity	Base Number	Contract	AT	Region	England
% of FP17s for the same patient ID Re-attending within 3 months - Children	83	1,523	5.4%	9.5%	11.3%	11.8%
% of FP17s for the same patient ID Re-attending within 3 months - Adults	359	3,726	9.6%	13.9%	15.3%	15.6%
% of FP17s for the same patient ID Re-attending between 3 & 9 months - Children	717	1,523	47.1%	59.6%	61.1%	58.8%
% of FP17s for the same patient ID Re-attending between 3 & 9 months - Adults	1,286	3,726	34.5%	50.6%	52.4%	51.0%
% of FP17s for Band 1 Urgent Courses	274	4,963	5.5%	10.0%	9.5%	9.0%
% of FP17s Relating to Free Repair or Replacements	15	4,963	0.3%	0.9%	0.7%	0.8%
% of FP17s Relating to Continuations	56	4,963	1.1%	1.0%	0.8%	0.9%
% of Patients satisfied with the dentistry they have received	7	8	N/A	93.6%	93.1%	93.2%
% of Patients satisfied with the time they had to wait for an appointment	7	8	N/A	85.2%	87.8%	88.3%

* This is based on patients treated on this contract for their most recent course of treatment. Figures in italics indicate the base number of FP17s or Patient Questionnaire responses are less than 100. N/A is shown where the base number of responses is less than 10 during the period. % is calculated as Quantity/Base number*100

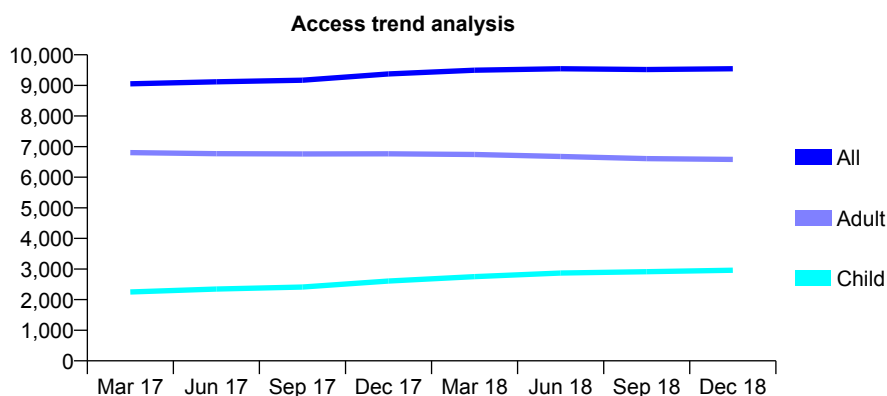
Q66 - Vital Signs At a Glance Contract Report for 101338/0078 - December 2018

Name or company name	Whitecross Dental Care Limited
Contract type name	GDS Contract
Purpose of contract	General
Contract start date	15/04/2009
Contract end date	

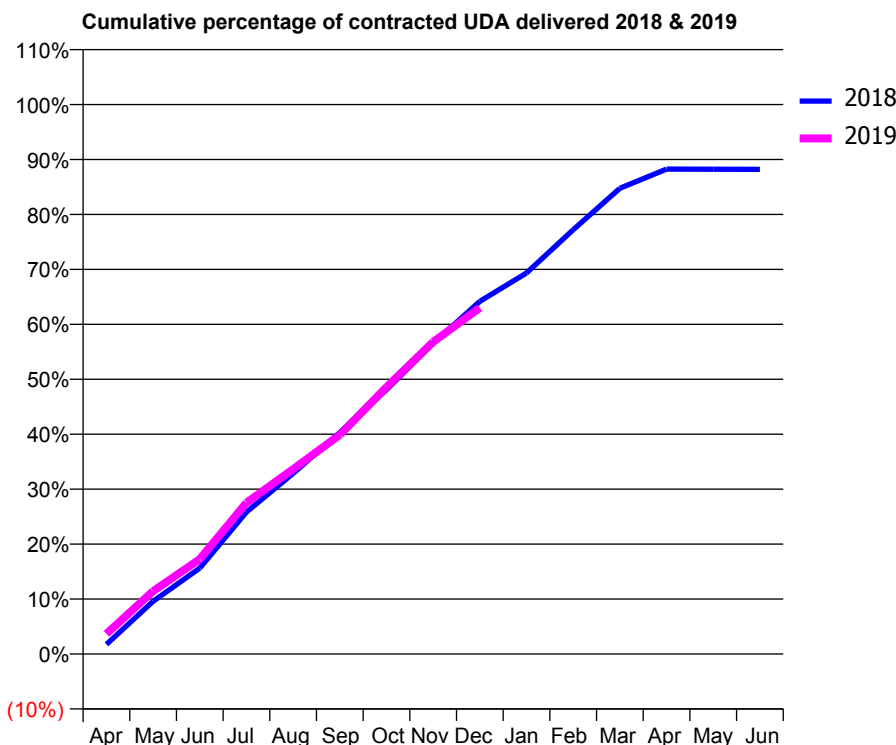
18/19 Contracted general activity (UDA)	27,750
Carry forward general activity (UDA)	0
18/19 Contracted orthodontic activity (UOA)	0
Carry forward orthodontic activity (UOA)	0
Baseline contract value	£644,088.09

ACCESS*

Patients seen in 24 months	Total	Change since previous quarter
Quarter ending December 2017	9,373	
Quarter ending March 2018	9,495	→
Quarter ending June 2018	9,544	→
Quarter ending September 2018	9,519	→
Quarter ending December 2018	9,544	→
Variance since December 2017	1.8%	→



ACTIVITY



Month	Adjusted Scheduled Activity (UDA)	
	2018	2019
April	526	1,017
May	2,879	3,177
June	4,695	4,791
July	7,757	7,641
August	9,866	9,338
September	12,104	11,065
October	14,434	13,477
November	16,977	15,762
December	19,271	17,483
January	20,820	
February	23,179	
March	25,446	
April	26,493	
May	26,489	
June	26,482	

QUALITY

	Quantity	Base Number	Contract	AT	Region	England
% of FP17s for the same patient ID Re-attending within 3 months - Children	158	3,119	5.1%	9.5%	11.3%	11.8%
% of FP17s for the same patient ID Re-attending within 3 months - Adults	523	6,510	8.0%	13.9%	15.3%	15.6%
% of FP17s for the same patient ID Re-attending between 3 & 9 months - Children	1,900	3,119	60.9%	59.6%	61.1%	58.8%
% of FP17s for the same patient ID Re-attending between 3 & 9 months - Adults	4,025	6,510	61.8%	50.6%	52.4%	51.0%
% of FP17s for Band 1 Urgent Courses	282	9,193	3.1%	10.0%	9.5%	9.0%
% of FP17s Relating to Free Repair or Replacements	32	9,193	0.3%	0.9%	0.7%	0.8%
% of FP17s Relating to Continuations	124	9,193	1.3%	1.0%	0.8%	0.9%
% of Patients satisfied with the dentistry they have received	2	2	N/A	93.6%	93.1%	93.2%
% of Patients satisfied with the time they had to wait for an appointment	2	2	N/A	85.2%	87.8%	88.3%

* This is based on patients treated on this contract for their most recent course of treatment. Figures in italics indicate the base number of FP17s or Patient Questionnaire responses are less than 100. N/A is shown where the base number of responses is less than 10 during the period. % is calculated as Quantity/Base number*100

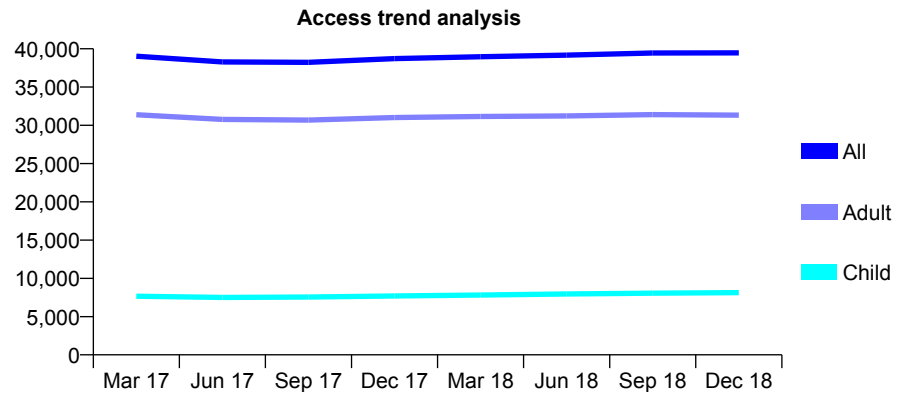
Q66 - Vital Signs At a Glance Contract Report for 101338/0084 - December 2018

Name or company name	Whitecross Dental Care Limited
Contract type name	GDS Contract
Purpose of contract	General
Contract start date	01/04/2009
Contract end date	

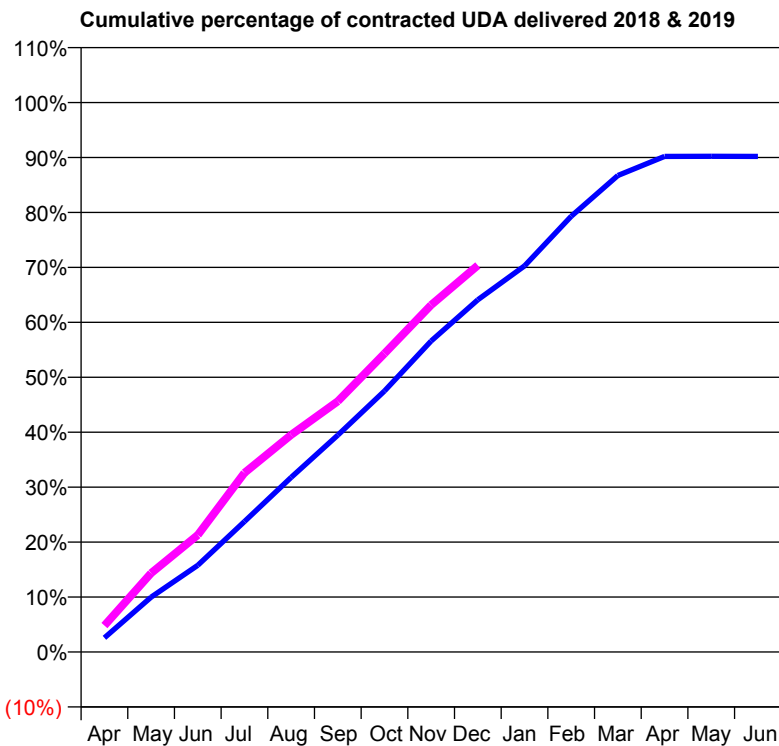
18/19 Contracted general activity (UDA)	119,001
Carry forward general activity (UDA)	0
18/19 Contracted orthodontic activity (UOA)	0
Carry forward orthodontic activity (UOA)	0
Baseline contract value	£3,244,531.55

ACCESS*

Patients seen in 24 months	Total	Change since previous quarter
Quarter ending December 2017	38,719	
Quarter ending March 2018	38,960	→
Quarter ending June 2018	39,174	→
Quarter ending September 2018	39,456	→
Quarter ending December 2018	39,460	→
Variance since December 2017	1.9%	→



ACTIVITY



Month	Adjusted Scheduled Activity (UDA)	
	2018	2019
April	3,303	5,735
May	12,724	17,077
June	20,130	25,327
July	30,280	38,796
August	40,524	47,039
September	50,329	54,300
October	60,578	64,657
November	72,174	75,165
December	81,724	83,724
January	89,586	
February	101,098	
March	110,577	
April	114,995	
May	115,017	
June	114,999	

QUALITY

	Quantity	Base Number	Contract	AT	Region	England
% of FP17s for the same patient ID Re-attending within 3 months - Children	414	8,760	4.7%	9.5%	11.3%	11.8%
% of FP17s for the same patient ID Re-attending within 3 months - Adults	3,921	31,663	12.4%	13.9%	15.3%	15.6%
% of FP17s for the same patient ID Re-attending between 3 & 9 months - Children	5,274	8,760	60.2%	59.6%	61.1%	58.8%
% of FP17s for the same patient ID Re-attending between 3 & 9 months - Adults	16,832	31,663	53.2%	50.6%	52.4%	51.0%
% of FP17s for Band 1 Urgent Courses	3,687	38,498	9.6%	10.0%	9.5%	9.0%
% of FP17s Relating to Free Repair or Replacements	215	38,498	0.6%	0.9%	0.7%	0.8%
% of FP17s Relating to Continuations	528	38,498	1.4%	1.0%	0.8%	0.9%
% of Patients satisfied with the dentistry they have received	31	32	96.9%	93.6%	93.1%	93.2%
% of Patients satisfied with the time they had to wait for an appointment	26	32	81.3%	85.2%	87.8%	88.3%

* This is based on patients treated on this contract for their most recent course of treatment. Figures in italics indicate the base number of FP17s or Patient Questionnaire responses are less than 100. N/A is shown where the base number of responses is less than 10 during the period. % is calculated as Quantity/Base number*100

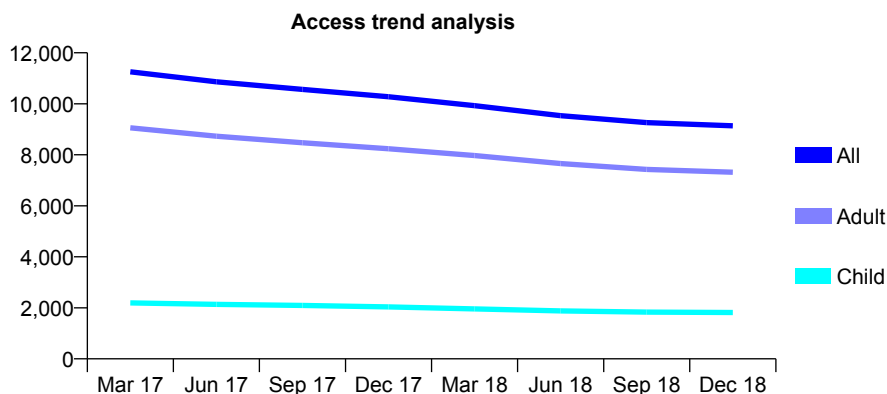
Q66 - Vital Signs At a Glance Contract Report for 101338/0131 - December 2018

Name or company name	Whitecross Dental Care Limited
Contract type name	GDS Contract
Purpose of contract	General
Contract start date	01/04/2011
Contract end date	

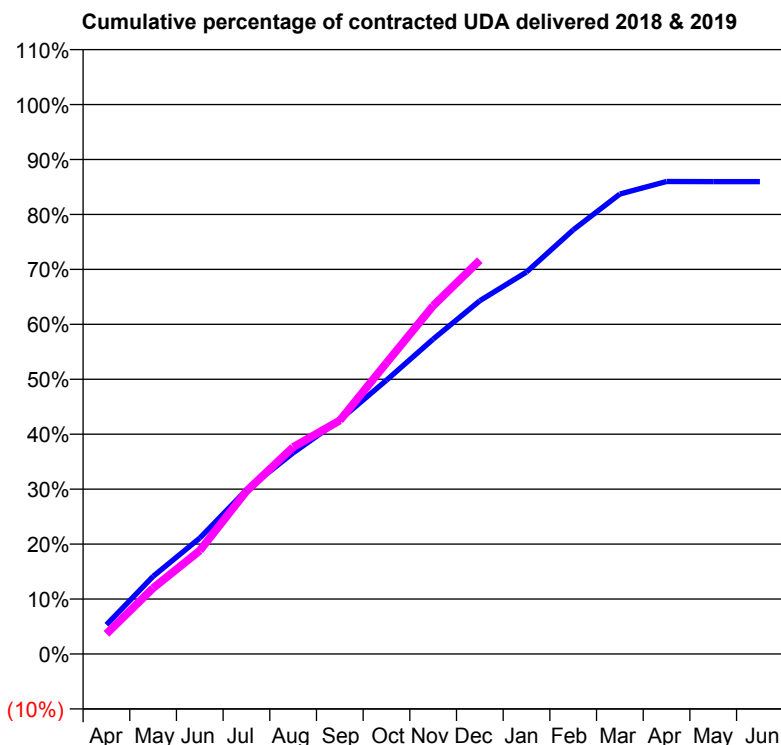
18/19 Contracted general activity (UDA)	18,281
Carry forward general activity (UDA)	0
18/19 Contracted orthodontic activity (UOA)	0
Carry forward orthodontic activity (UOA)	0
Baseline contract value	£524,432.34

ACCESS*

Patients seen in 24 months	Total	Change since previous quarter
Quarter ending December 2017	10,277	
Quarter ending March 2018	9,928	↓
Quarter ending June 2018	9,536	↓
Quarter ending September 2018	9,262	↓
Quarter ending December 2018	9,138	↓
Variance since December 2017	(11.1%)	↓



ACTIVITY



Adjusted Scheduled Activity (UDA)		
Month	2018	2019
April	1,465	670
May	3,887	2,196
June	5,802	3,441
July	8,212	5,417
August	10,073	6,882
September	11,720	7,771
October	13,709	9,685
November	15,763	11,584
December	17,690	13,101
January	19,121	
February	21,230	
March	23,027	
April	23,655	
May	23,651	
June	23,650	

QUALITY

	Quantity	Base Number	Contract	AT	Region	England
% of FP17s for the same patient ID Re-attending within 3 months - Children	53	1,486	3.6%	9.5%	11.3%	11.8%
% of FP17s for the same patient ID Re-attending within 3 months - Adults	459	5,656	8.1%	13.9%	15.3%	15.6%
% of FP17s for the same patient ID Re-attending between 3 & 9 months - Children	732	1,486	49.3%	59.6%	61.1%	58.8%
% of FP17s for the same patient ID Re-attending between 3 & 9 months - Adults	2,455	5,656	43.4%	50.6%	52.4%	51.0%
% of FP17s for Band 1 Urgent Courses	306	6,877	4.4%	10.0%	9.5%	9.0%
% of FP17s Relating to Free Repair or Replacements	89	6,877	1.3%	0.9%	0.7%	0.8%
% of FP17s Relating to Continuations	65	6,877	0.9%	1.0%	0.8%	0.9%
% of Patients satisfied with the dentistry they have received	9	10	90.0%	93.6%	93.1%	93.2%
% of Patients satisfied with the time they had to wait for an appointment	8	10	80.0%	85.2%	87.8%	88.3%

* This is based on patients treated on this contract for their most recent course of treatment. Figures in italics indicate the base number of FP17s or Patient Questionnaire responses are less than 100. N/A is shown where the base number of responses is less than 10 during the period. % is calculated as Quantity/Base number*100

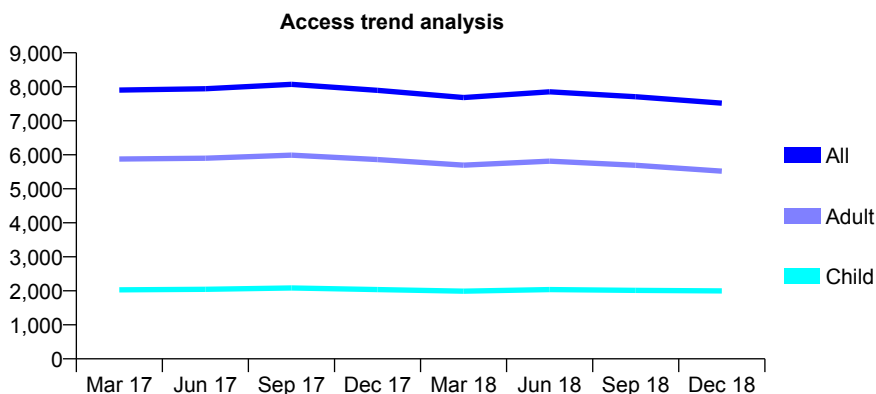
Q66 - Vital Signs At a Glance Contract Report for 101338/0144 - December 2018

Name or company name	Whitecross Dental Care Limited
Contract type name	GDS Contract
Purpose of contract	General
Contract start date	01/10/2012
Contract end date	

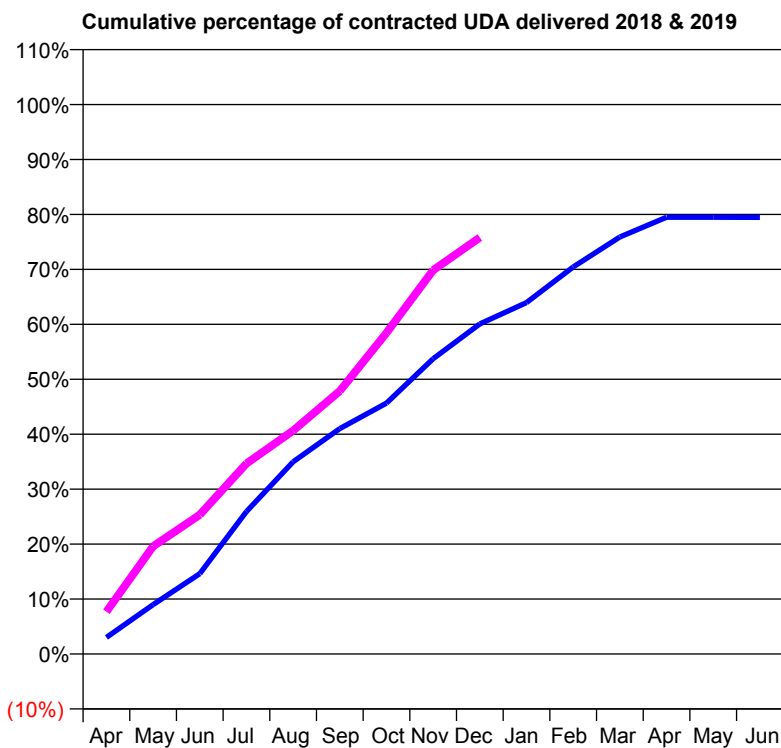
18/19 Contracted general activity (UDA)	18,078
Carry forward general activity (UDA)	0
18/19 Contracted orthodontic activity (UOA)	0
Carry forward orthodontic activity (UOA)	0
Baseline contract value	£443,646.78

ACCESS*

Patients seen in 24 months	Total	Change since previous quarter
Quarter ending December 2017	7,898	
Quarter ending March 2018	7,686	↓
Quarter ending June 2018	7,851	↑
Quarter ending September 2018	7,706	↓
Quarter ending December 2018	7,519	↓
Variance since December 2017	(4.8%)	↓



ACTIVITY



Month	Adjusted Scheduled Activity (UDA)	
	2018	2019
April	729	1,394
May	2,167	3,541
June	3,521	4,580
July	6,244	6,265
August	8,422	7,350
September	9,875	8,655
October	10,993	10,568
November	12,938	12,630
December	14,462	13,704
January	15,399	
February	16,961	
March	18,275	
April	19,137	
May	19,137	
June	19,134	

QUALITY

	Quantity	Base Number	Contract	AT	Region	England
% of FP17s for the same patient ID Re-attending within 3 months - Children	70	2,108	3.3%	9.5%	11.3%	11.8%
% of FP17s for the same patient ID Re-attending within 3 months - Adults	496	5,001	9.9%	13.9%	15.3%	15.6%
% of FP17s for the same patient ID Re-attending between 3 & 9 months - Children	1,187	2,108	56.3%	59.6%	61.1%	58.8%
% of FP17s for the same patient ID Re-attending between 3 & 9 months - Adults	1,940	5,001	38.8%	50.6%	52.4%	51.0%
% of FP17s for Band 1 Urgent Courses	547	6,703	8.2%	10.0%	9.5%	9.0%
% of FP17s Relating to Free Repair or Replacements	86	6,703	1.3%	0.9%	0.7%	0.8%
% of FP17s Relating to Continuations	83	6,703	1.2%	1.0%	0.8%	0.9%
% of Patients satisfied with the dentistry they have received	3	4	N/A	93.6%	93.1%	93.2%
% of Patients satisfied with the time they had to wait for an appointment	3	4	N/A	85.2%	87.8%	88.3%

* This is based on patients treated on this contract for their most recent course of treatment. Figures in italics indicate the base number of FP17s or Patient Questionnaire responses are less than 100. N/A is shown where the base number of responses is less than 10 during the period. % is calculated as Quantity/Base number*100

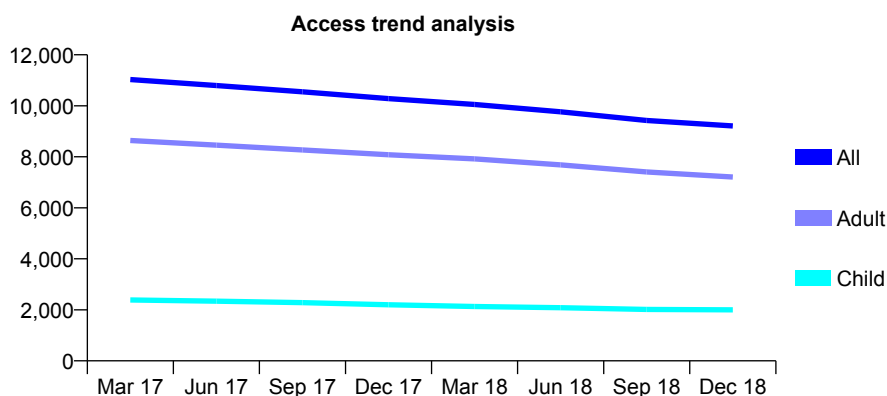
Q66 - Vital Signs At a Glance Contract Report for 101338/0145 - December 2018

Name or company name	Whitecross Dental Care Limited
Contract type name	GDS Contract
Purpose of contract	General
Contract start date	01/10/2012
Contract end date	

18/19 Contracted general activity (UDA)	22,833
Carry forward general activity (UDA)	0
18/19 Contracted orthodontic activity (UOA)	0
Carry forward orthodontic activity (UOA)	0
Baseline contract value	£560,335.61

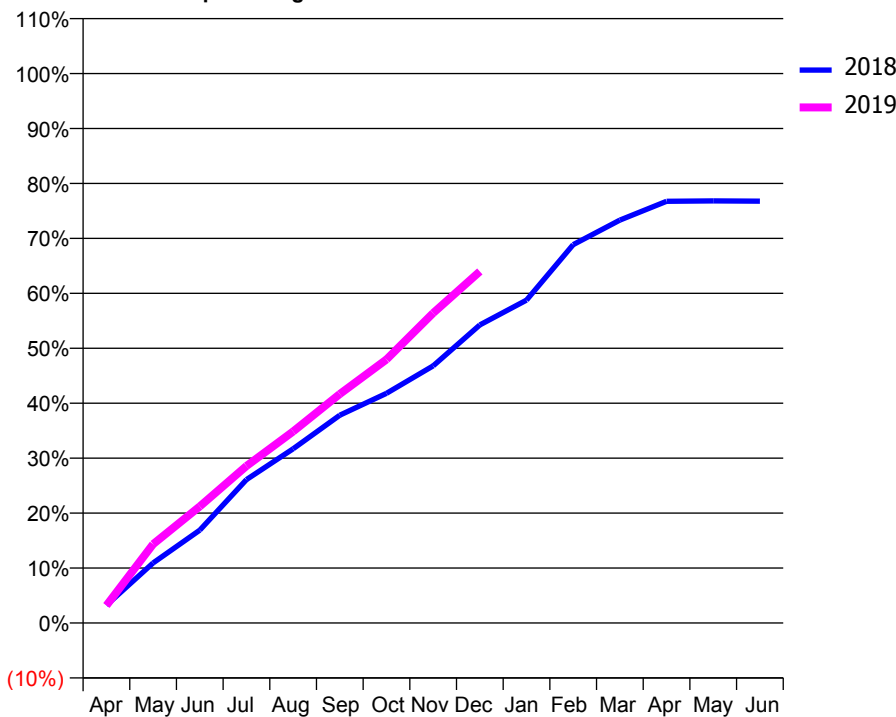
ACCESS*

Patients seen in 24 months	Total	Change since previous quarter
Quarter ending December 2017	10,280	
Quarter ending March 2018	10,050	↓
Quarter ending June 2018	9,765	↓
Quarter ending September 2018	9,425	↓
Quarter ending December 2018	9,210	↓
Variance since December 2017	(10.4%)	↓



ACTIVITY

Cumulative percentage of contracted UDA delivered 2018 & 2019



Month	Adjusted Scheduled Activity (UDA)	
	2018	2019
April	953	730
May	3,208	3,279
June	4,965	4,846
July	7,666	6,526
August	9,307	7,962
September	11,106	9,517
October	12,275	10,951
November	13,741	12,881
December	15,928	14,608
January	17,253	
February	20,219	
March	21,529	
April	22,538	
May	22,558	
June	22,546	

QUALITY

	Quantity	Base Number	Contract	AT	Region	England
% of FP17s for the same patient ID Re-attending within 3 months - Children	72	1,859	3.9%	9.5%	11.3%	11.8%
% of FP17s for the same patient ID Re-attending within 3 months - Adults	590	6,150	9.6%	13.9%	15.3%	15.6%
% of FP17s for the same patient ID Re-attending between 3 & 9 months - Children	900	1,859	48.4%	59.6%	61.1%	58.8%
% of FP17s for the same patient ID Re-attending between 3 & 9 months - Adults	2,530	6,150	41.1%	50.6%	52.4%	51.0%
% of FP17s for Band 1 Urgent Courses	297	7,563	3.9%	10.0%	9.5%	9.0%
% of FP17s Relating to Free Repair or Replacements	53	7,563	0.7%	0.9%	0.7%	0.8%
% of FP17s Relating to Continuations	142	7,563	1.9%	1.0%	0.8%	0.9%
% of Patients satisfied with the dentistry they have received	5	5	N/A	93.6%	93.1%	93.2%
% of Patients satisfied with the time they had to wait for an appointment	2	5	N/A	85.2%	87.8%	88.3%

* This is based on patients treated on this contract for their most recent course of treatment. Figures in italics indicate the base number of FP17s or Patient Questionnaire responses are less than 100. N/A is shown where the base number of responses is less than 10 during the period. % is calculated as Quantity/Base number*100

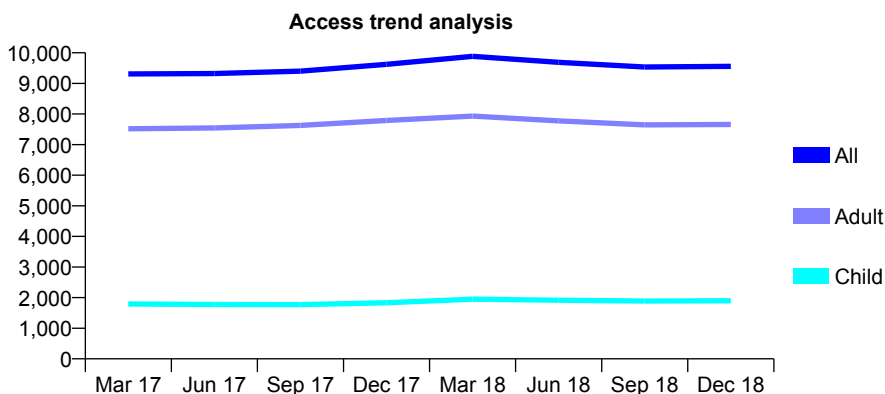
Q66 - Vital Signs At a Glance Contract Report for 101370/0025 - December 2018

Name or company name	Whitecross Dental Care Limited
Contract type name	Pilot Contract
Purpose of contract	General
Contract start date	01/04/2006
Contract end date	

18/19 Contracted general activity (UDA)	38,714
Carry forward general activity (UDA)	0
18/19 Contracted orthodontic activity (UOA)	0
Carry forward orthodontic activity (UOA)	0
Baseline contract value	£1,003,740.62

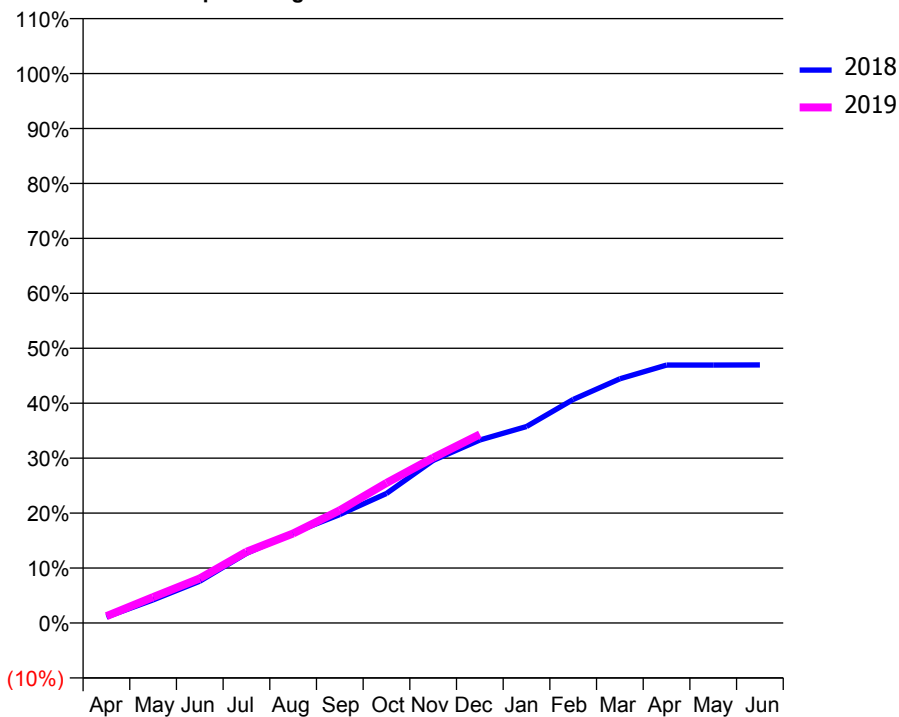
ACCESS*

Patients seen in 24 months	Total	Change since previous quarter
Quarter ending December 2017	9,622	
Quarter ending March 2018	9,883	↑
Quarter ending June 2018	9,689	↓
Quarter ending September 2018	9,534	↓
Quarter ending December 2018	9,558	→
Variance since December 2017	(0.7%)	→



ACTIVITY

Cumulative percentage of contracted UDA delivered 2018 & 2019



Month	Adjusted Scheduled Activity (UDA)	
	2018	2019
April	426	483
May	1,628	1,824
June	2,941	3,145
July	4,910	5,018
August	6,350	6,311
September	7,640	7,947
October	9,125	9,872
November	11,454	11,648
December	12,898	13,289
January	13,846	
February	15,754	
March	17,204	
April	18,173	
May	18,170	
June	18,179	

QUALITY

	Quantity	Base Number	Contract	AT	Region	England
% of FP17s for the same patient ID Re-attending within 3 months - Children	63	1,452	4.3%	9.5%	11.3%	11.8%
% of FP17s for the same patient ID Re-attending within 3 months - Adults	333	5,208	6.4%	13.9%	15.3%	15.6%
% of FP17s for the same patient ID Re-attending between 3 & 9 months - Children	486	1,452	33.5%	59.6%	61.1%	58.8%
% of FP17s for the same patient ID Re-attending between 3 & 9 months - Adults	1,165	5,208	22.4%	50.6%	52.4%	51.0%
% of FP17s for Band 1 Urgent Courses	366	6,290	5.8%	10.0%	9.5%	9.0%
% of FP17s Relating to Free Repair or Replacements	4	6,290	0.1%	0.9%	0.7%	0.8%
% of FP17s Relating to Continuations	53	6,290	0.8%	1.0%	0.8%	0.9%
% of Patients satisfied with the dentistry they have received	6	6	N/A	93.6%	93.1%	93.2%
% of Patients satisfied with the time they had to wait for an appointment	5	6	N/A	85.2%	87.8%	88.3%

* This is based on patients treated on this contract for their most recent course of treatment. Figures in italics indicate the base number of FP17s or Patient Questionnaire responses are less than 100. N/A is shown where the base number of responses is less than 10 during the period. % is calculated as Quantity/Base number*100

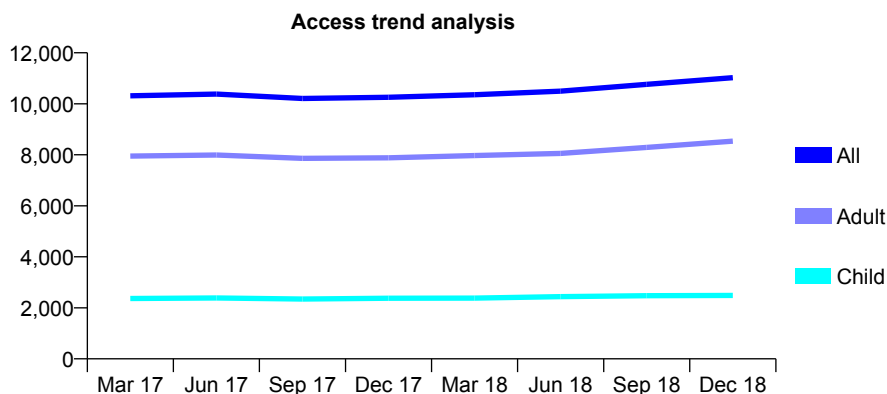
Q66 - Vital Signs At a Glance Contract Report for 101370/0026 - December 2018

Name or company name	Petrie Tucker & Partners Ltd
Contract type name	GDS Contract
Purpose of contract	General
Contract start date	01/04/2006
Contract end date	

18/19 Contracted general activity (UDA)	34,746
Carry forward general activity (UDA)	0
18/19 Contracted orthodontic activity (UOA)	0
Carry forward orthodontic activity (UOA)	0
Baseline contract value	£1,033,258.46

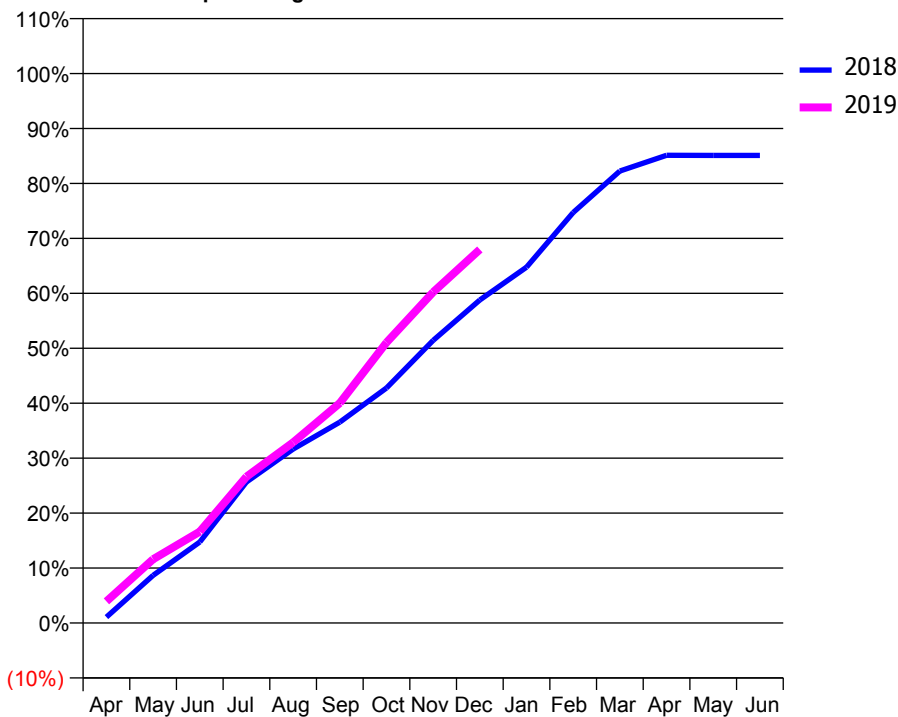
ACCESS*

Patients seen in 24 months	Total	Change since previous quarter
Quarter ending December 2017	10,258	
Quarter ending March 2018	10,353	→
Quarter ending June 2018	10,495	→
Quarter ending September 2018	10,764	↑
Quarter ending December 2018	11,025	↑
Variance since December 2017	7.5%	↑



ACTIVITY

Cumulative percentage of contracted UDA delivered 2018 & 2019



Month	Adjusted Scheduled Activity (UDA)	
	2018	2019
April	397	1,371
May	3,185	4,031
June	5,414	5,781
July	9,427	9,256
August	11,632	11,417
September	13,437	13,907
October	15,712	17,739
November	18,899	20,926
December	21,600	23,620
January	23,796	
February	27,448	
March	30,226	
April	31,275	
May	31,266	
June	31,264	

QUALITY

	Quantity	Base Number	Contract	AT	Region	England
% of FP17s for the same patient ID Re-attending within 3 months - Children	99	2,702	3.7%	9.5%	11.3%	11.8%
% of FP17s for the same patient ID Re-attending within 3 months - Adults	766	8,054	9.5%	13.9%	15.3%	15.6%
% of FP17s for the same patient ID Re-attending between 3 & 9 months - Children	1,661	2,702	61.5%	59.6%	61.1%	58.8%
% of FP17s for the same patient ID Re-attending between 3 & 9 months - Adults	3,350	8,054	41.6%	50.6%	52.4%	51.0%
% of FP17s for Band 1 Urgent Courses	821	10,322	8.0%	10.0%	9.5%	9.0%
% of FP17s Relating to Free Repair or Replacements	67	10,322	0.6%	0.9%	0.7%	0.8%
% of FP17s Relating to Continuations	82	10,322	0.8%	1.0%	0.8%	0.9%
% of Patients satisfied with the dentistry they have received	10	10	100.0%	93.6%	93.1%	93.2%
% of Patients satisfied with the time they had to wait for an appointment	9	10	90.0%	85.2%	87.8%	88.3%

* This is based on patients treated on this contract for their most recent course of treatment. Figures in italics indicate the base number of FP17s or Patient Questionnaire responses are less than 100. N/A is shown where the base number of responses is less than 10 during the period. % is calculated as Quantity/Base number*100

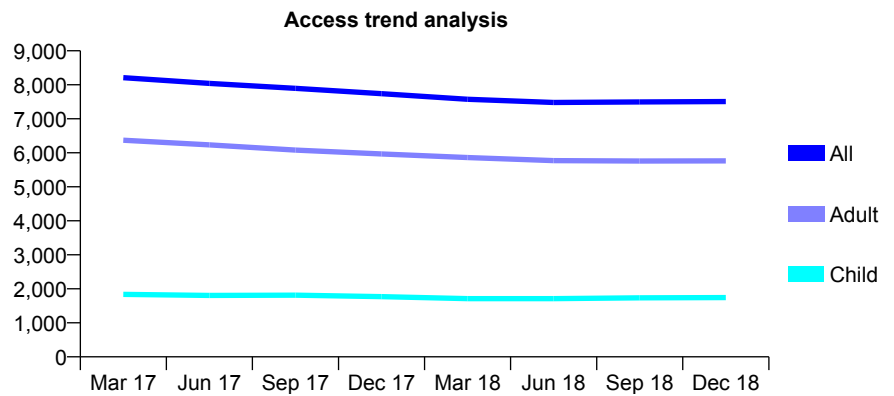
Q66 - Vital Signs At a Glance Contract Report for 101370/0027 - December 2018

Name or company name	Whitecross Dental Care Limited
Contract type name	GDS Contract
Purpose of contract	General
Contract start date	01/04/2006
Contract end date	

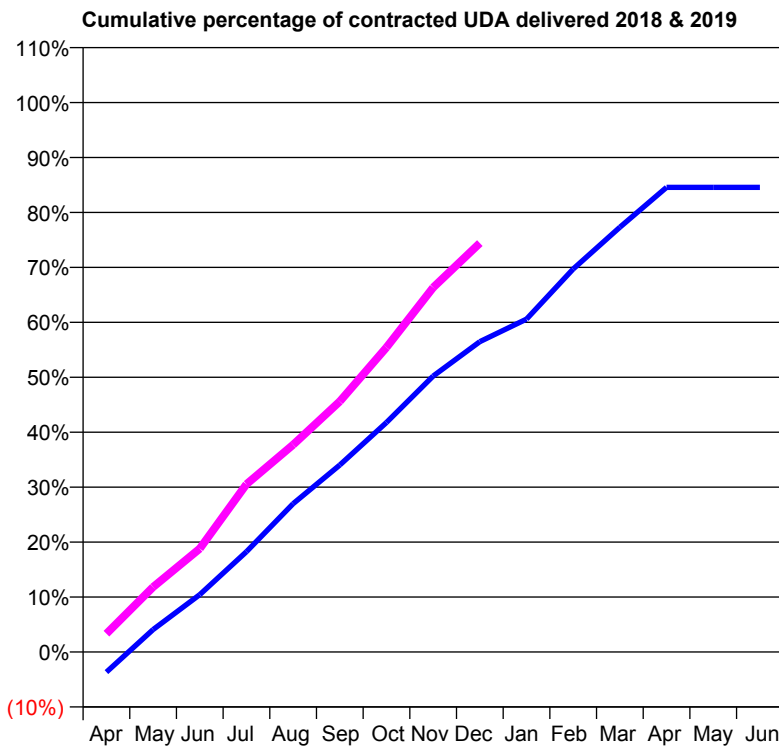
18/19 Contracted general activity (UDA)	17,802
Carry forward general activity (UDA)	0
18/19 Contracted orthodontic activity (UOA)	0
Carry forward orthodontic activity (UOA)	0
Baseline contract value	£548,382.89

ACCESS*

Patients seen in 24 months	Total	Change since previous quarter
Quarter ending December 2017	7,739	
Quarter ending March 2018	7,573	↓
Quarter ending June 2018	7,482	↓
Quarter ending September 2018	7,495	→
Quarter ending December 2018	7,507	→
Variance since December 2017	(3.0%)	↓



ACTIVITY



Month	Adjusted Scheduled Activity (UDA)	
	2018	2019
April	-674	594
May	747	2,108
June	1,910	3,348
July	3,340	5,437
August	4,941	6,716
September	6,228	8,119
October	7,644	9,867
November	9,190	11,809
December	10,336	13,246
January	11,088	
February	12,758	
March	14,147	
April	15,475	
May	15,476	
June	15,475	

QUALITY

	Quantity	Base Number	Contract	AT	Region	England
% of FP17s for the same patient ID Re-attending within 3 months - Children	69	1,837	3.8%	9.5%	11.3%	11.8%
% of FP17s for the same patient ID Re-attending within 3 months - Adults	583	5,370	10.9%	13.9%	15.3%	15.6%
% of FP17s for the same patient ID Re-attending between 3 & 9 months - Children	966	1,837	52.6%	59.6%	61.1%	58.8%
% of FP17s for the same patient ID Re-attending between 3 & 9 months - Adults	1,755	5,370	32.7%	50.6%	52.4%	51.0%
% of FP17s for Band 1 Urgent Courses	487	6,620	7.4%	10.0%	9.5%	9.0%
% of FP17s Relating to Free Repair or Replacements	22	6,620	0.3%	0.9%	0.7%	0.8%
% of FP17s Relating to Continuations	101	6,620	1.5%	1.0%	0.8%	0.9%
% of Patients satisfied with the dentistry they have received	5	5	N/A	93.6%	93.1%	93.2%
% of Patients satisfied with the time they had to wait for an appointment	4	5	N/A	85.2%	87.8%	88.3%

* This is based on patients treated on this contract for their most recent course of treatment. Figures in italics indicate the base number of FP17s or Patient Questionnaire responses are less than 100. N/A is shown where the base number of responses is less than 10 during the period. % is calculated as Quantity/Base number*100

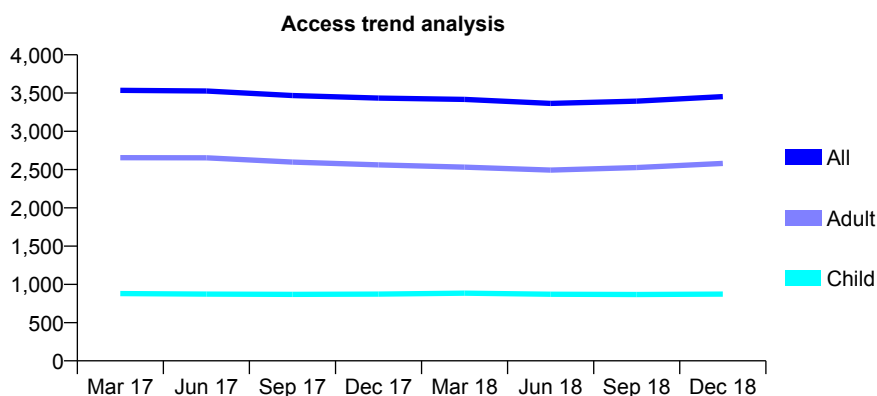
Q66 - Vital Signs At a Glance Contract Report for 101370/0058 - December 2018

Name or company name	Petrie Tucker & Partners Ltd
Contract type name	GDS Contract
Purpose of contract	General
Contract start date	01/04/2006
Contract end date	

18/19 Contracted general activity (UDA)	11,395
Carry forward general activity (UDA)	84
18/19 Contracted orthodontic activity (UOA)	0
Carry forward orthodontic activity (UOA)	0
Baseline contract value	£334,511.66

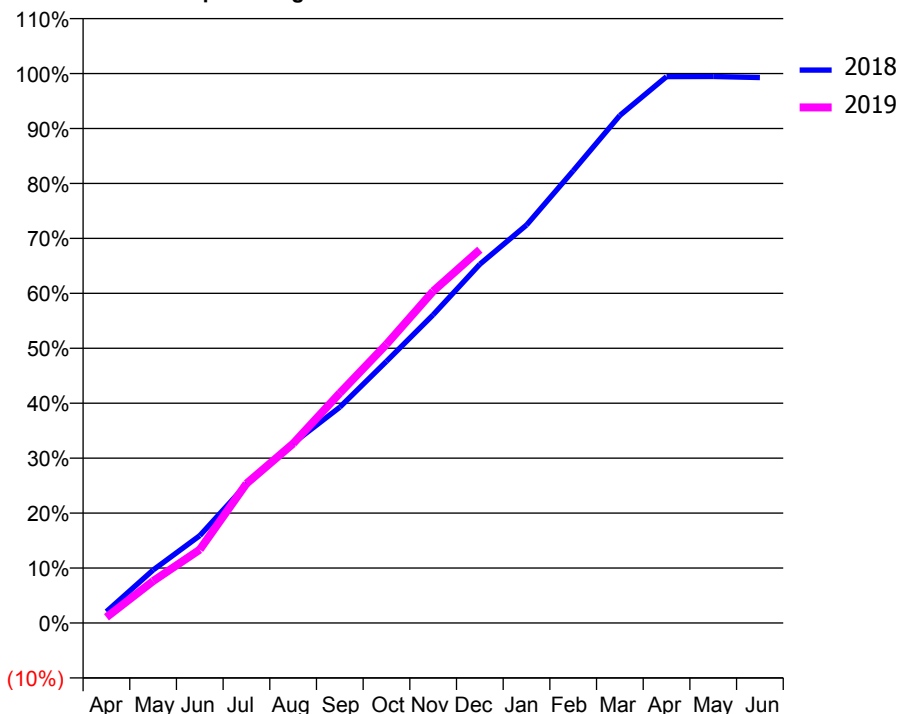
ACCESS*

Patients seen in 24 months	Total	Change since previous quarter
Quarter ending December 2017	3,434	
Quarter ending March 2018	3,417	→
Quarter ending June 2018	3,364	↓
Quarter ending September 2018	3,394	→
Quarter ending December 2018	3,454	→
Variance since December 2017	0.6%	→



ACTIVITY

Cumulative percentage of contracted UDA delivered 2018 & 2019



Month	Adjusted Scheduled Activity (UDA)	
	2018	2019
April	237	121
May	1,098	868
June	1,813	1,522
July	2,874	2,890
August	3,730	3,721
September	4,474	4,769
October	5,426	5,780
November	6,392	6,882
December	7,440	7,741
January	8,252	
February	9,378	
March	10,526	
April	11,329	
May	11,332	
June	11,311	

QUALITY

	Quantity	Base Number	Contract	AT	Region	England
% of FP17s for the same patient ID Re-attending within 3 months - Children	39	896	4.4%	9.5%	11.3%	11.8%
% of FP17s for the same patient ID Re-attending within 3 months - Adults	351	2,483	14.1%	13.9%	15.3%	15.6%
% of FP17s for the same patient ID Re-attending between 3 & 9 months - Children	534	896	59.6%	59.6%	61.1%	58.8%
% of FP17s for the same patient ID Re-attending between 3 & 9 months - Adults	1,211	2,483	48.8%	50.6%	52.4%	51.0%
% of FP17s for Band 1 Urgent Courses	197	3,190	6.2%	10.0%	9.5%	9.0%
% of FP17s Relating to Free Repair or Replacements	23	3,190	0.7%	0.9%	0.7%	0.8%
% of FP17s Relating to Continuations	58	3,190	1.8%	1.0%	0.8%	0.9%
% of Patients satisfied with the dentistry they have received	3	3	N/A	93.6%	93.1%	93.2%
% of Patients satisfied with the time they had to wait for an appointment	2	3	N/A	85.2%	87.8%	88.3%

* This is based on patients treated on this contract for their most recent course of treatment. Figures in italics indicate the base number of FP17s or Patient Questionnaire responses are less than 100. N/A is shown where the base number of responses is less than 10 during the period. % is calculated as Quantity/Base number*100

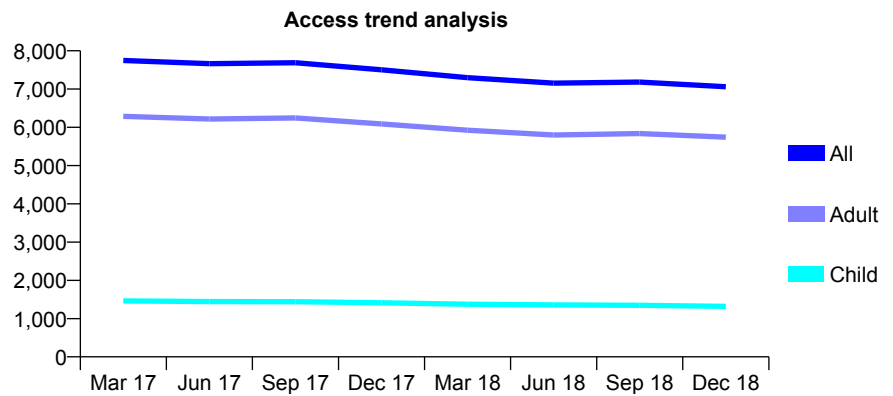
Q66 - Vital Signs At a Glance Contract Report for 101370/0072 - December 2018

Name or company name	Whitecross Dental Care Limited
Contract type name	GDS Contract
Purpose of contract	General
Contract start date	01/07/2006
Contract end date	

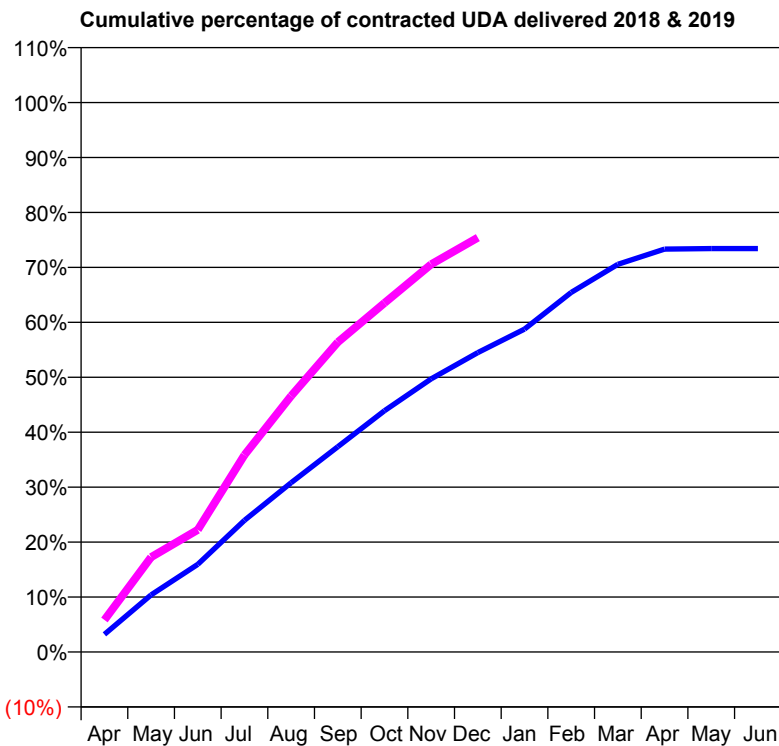
18/19 Contracted general activity (UDA)	17,034
Carry forward general activity (UDA)	0
18/19 Contracted orthodontic activity (UOA)	0
Carry forward orthodontic activity (UOA)	0
Baseline contract value	£515,868.06

ACCESS*

Patients seen in 24 months	Total	Change since previous quarter
Quarter ending December 2017	7,503	
Quarter ending March 2018	7,298	↓
Quarter ending June 2018	7,155	↓
Quarter ending September 2018	7,184	→
Quarter ending December 2018	7,061	↓
Variance since December 2017	(5.9%)	↓



ACTIVITY



Month	Adjusted Scheduled Activity (UDA)	
	2018	2019
April	835	996
May	2,695	2,941
June	4,141	3,787
July	6,217	6,107
August	7,989	7,939
September	9,687	9,603
October	11,389	10,818
November	12,891	12,017
December	14,135	12,846
January	15,237	
February	16,973	
March	18,295	
April	19,015	
May	19,038	
June	19,039	

QUALITY

	Quantity	Base Number	Contract	AT	Region	England
% of FP17s for the same patient ID Re-attending within 3 months - Children	93	1,533	6.1%	9.5%	11.3%	11.8%
% of FP17s for the same patient ID Re-attending within 3 months - Adults	974	5,987	16.3%	13.9%	15.3%	15.6%
% of FP17s for the same patient ID Re-attending between 3 & 9 months - Children	1,004	1,533	65.5%	59.6%	61.1%	58.8%
% of FP17s for the same patient ID Re-attending between 3 & 9 months - Adults	2,806	5,987	46.9%	50.6%	52.4%	51.0%
% of FP17s for Band 1 Urgent Courses	786	7,076	11.1%	10.0%	9.5%	9.0%
% of FP17s Relating to Free Repair or Replacements	75	7,076	1.1%	0.9%	0.7%	0.8%
% of FP17s Relating to Continuations	136	7,076	1.9%	1.0%	0.8%	0.9%
% of Patients satisfied with the dentistry they have received	5	6	N/A	93.6%	93.1%	93.2%
% of Patients satisfied with the time they had to wait for an appointment	5	6	N/A	85.2%	87.8%	88.3%

* This is based on patients treated on this contract for their most recent course of treatment. Figures in italics indicate the base number of FP17s or Patient Questionnaire responses are less than 100. N/A is shown where the base number of responses is less than 10 during the period. % is calculated as Quantity/Base number*100

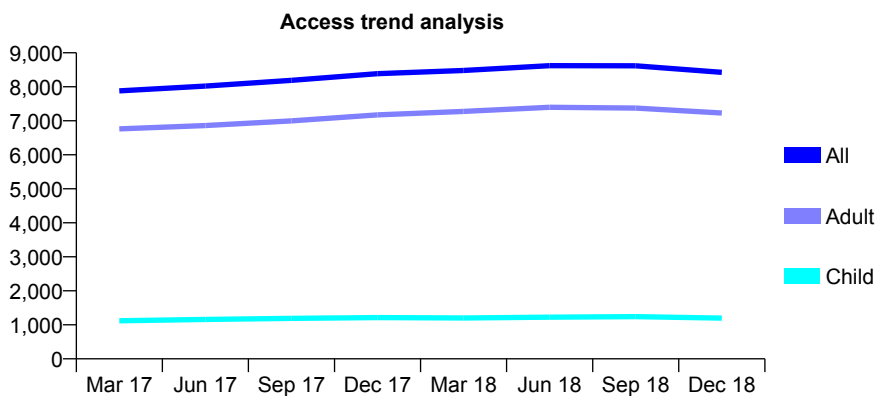
Q66 - Vital Signs At a Glance Contract Report for 101370/0082 - December 2018

Name or company name	Petrie Tucker & Partners Ltd
Contract type name	GDS Contract
Purpose of contract	General
Contract start date	01/04/2007
Contract end date	

18/19 Contracted general activity (UDA)	20,072
Carry forward general activity (UDA)	0
18/19 Contracted orthodontic activity (UOA)	0
Carry forward orthodontic activity (UOA)	0
Baseline contract value	£555,212.47

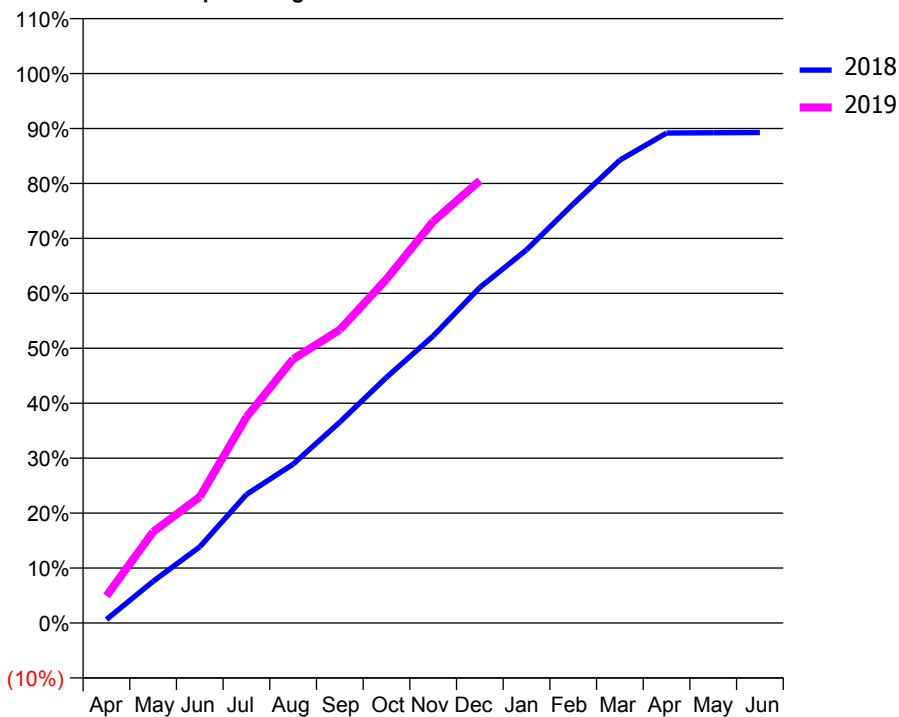
ACCESS*

Patients seen in 24 months	Total	Change since previous quarter
Quarter ending December 2017	8,388	
Quarter ending March 2018	8,480	→
Quarter ending June 2018	8,623	→
Quarter ending September 2018	8,617	→
Quarter ending December 2018	8,426	↓
Variance since December 2017	0.5%	→



ACTIVITY

Cumulative percentage of contracted UDA delivered 2018 & 2019



Month	Adjusted Scheduled Activity (UDA)	
	2018	2019
April	164	990
May	1,956	3,335
June	3,581	4,610
July	6,043	7,523
August	7,468	9,641
September	9,440	10,712
October	11,543	12,567
November	13,490	14,671
December	15,769	16,163
January	17,539	
February	19,693	
March	21,754	
April	23,028	
May	23,039	
June	23,048	

QUALITY

	Quantity	Base Number	Contract	AT	Region	England
% of FP17s for the same patient ID Re-attending within 3 months - Children	87	1,235	7.0%	9.5%	11.3%	11.8%
% of FP17s for the same patient ID Re-attending within 3 months - Adults	935	7,173	13.0%	13.9%	15.3%	15.6%
% of FP17s for the same patient ID Re-attending between 3 & 9 months - Children	701	1,235	56.8%	59.6%	61.1%	58.8%
% of FP17s for the same patient ID Re-attending between 3 & 9 months - Adults	3,684	7,173	51.4%	50.6%	52.4%	51.0%
% of FP17s for Band 1 Urgent Courses	685	7,911	8.7%	10.0%	9.5%	9.0%
% of FP17s Relating to Free Repair or Replacements	23	7,911	0.3%	0.9%	0.7%	0.8%
% of FP17s Relating to Continuations	140	7,911	1.8%	1.0%	0.8%	0.9%
% of Patients satisfied with the dentistry they have received	7	8	N/A	93.6%	93.1%	93.2%
% of Patients satisfied with the time they had to wait for an appointment	8	8	N/A	85.2%	87.8%	88.3%

* This is based on patients treated on this contract for their most recent course of treatment. Figures in italics indicate the base number of FP17s or Patient Questionnaire responses are less than 100. N/A is shown where the base number of responses is less than 10 during the period. % is calculated as Quantity/Base number*100

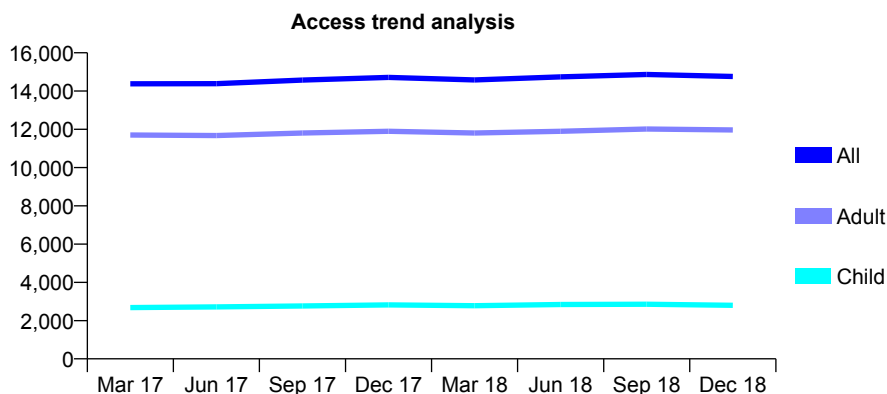
Q66 - Vital Signs At a Glance Contract Report for 101370/0122 - December 2018

Name or company name	Petrie Tucker & Partners Ltd
Contract type name	GDS Contract
Purpose of contract	General
Contract start date	01/04/2009
Contract end date	

18/19 Contracted general activity (UDA)	35,000
Carry forward general activity (UDA)	0
18/19 Contracted orthodontic activity (UOA)	0
Carry forward orthodontic activity (UOA)	0
Baseline contract value	£1,036,317.89

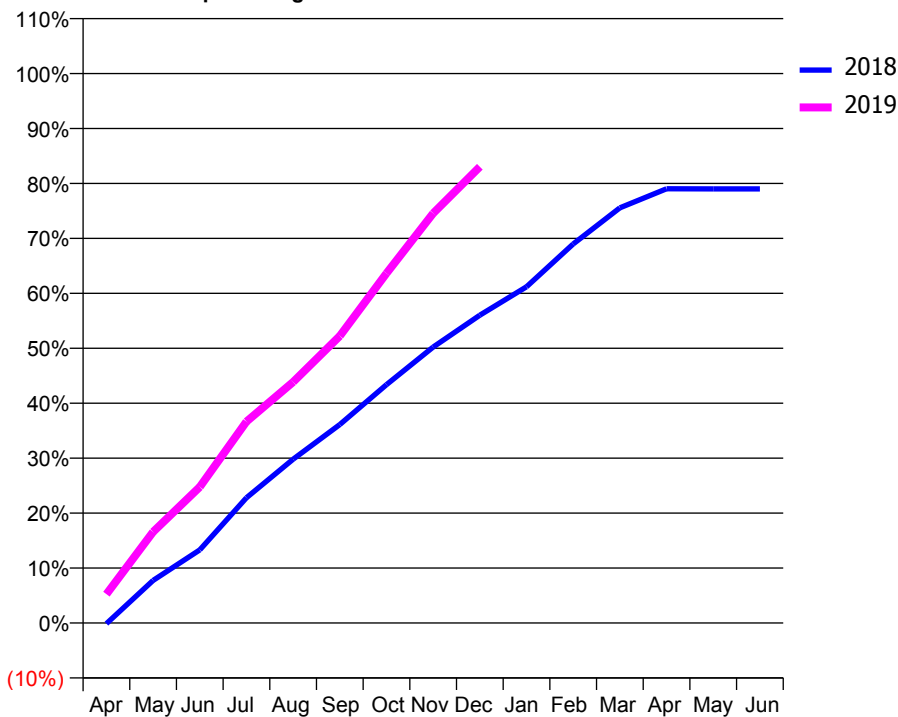
ACCESS*

Patients seen in 24 months	Total	Change since previous quarter
Quarter ending December 2017	14,717	
Quarter ending March 2018	14,583	→
Quarter ending June 2018	14,744	→
Quarter ending September 2018	14,868	→
Quarter ending December 2018	14,766	→
Variance since December 2017	0.3%	→



ACTIVITY

Cumulative percentage of contracted UDA delivered 2018 & 2019



Month	Adjusted Scheduled Activity (UDA)	
	2018	2019
April	-61	1,842
May	3,740	5,808
June	6,404	8,665
July	10,975	12,832
August	14,352	15,354
September	17,390	18,281
October	20,887	22,271
November	24,191	26,099
December	26,981	29,061
January	29,470	
February	33,218	
March	36,386	
April	38,056	
May	38,044	
June	38,046	

QUALITY

	Quantity	Base Number	Contract	AT	Region	England
% of FP17s for the same patient ID Re-attending within 3 months - Children	119	2,886	4.1%	9.5%	11.3%	11.8%
% of FP17s for the same patient ID Re-attending within 3 months - Adults	1,130	11,440	9.9%	13.9%	15.3%	15.6%
% of FP17s for the same patient ID Re-attending between 3 & 9 months - Children	1,644	2,886	57.0%	59.6%	61.1%	58.8%
% of FP17s for the same patient ID Re-attending between 3 & 9 months - Adults	5,435	11,440	47.5%	50.6%	52.4%	51.0%
% of FP17s for Band 1 Urgent Courses	810	13,572	6.0%	10.0%	9.5%	9.0%
% of FP17s Relating to Free Repair or Replacements	128	13,572	0.9%	0.9%	0.7%	0.8%
% of FP17s Relating to Continuations	196	13,572	1.4%	1.0%	0.8%	0.9%
% of Patients satisfied with the dentistry they have received	9	9	N/A	93.6%	93.1%	93.2%
% of Patients satisfied with the time they had to wait for an appointment	8	9	N/A	85.2%	87.8%	88.3%

* This is based on patients treated on this contract for their most recent course of treatment. Figures in italics indicate the base number of FP17s or Patient Questionnaire responses are less than 100. N/A is shown where the base number of responses is less than 10 during the period. % is calculated as Quantity/Base number*100

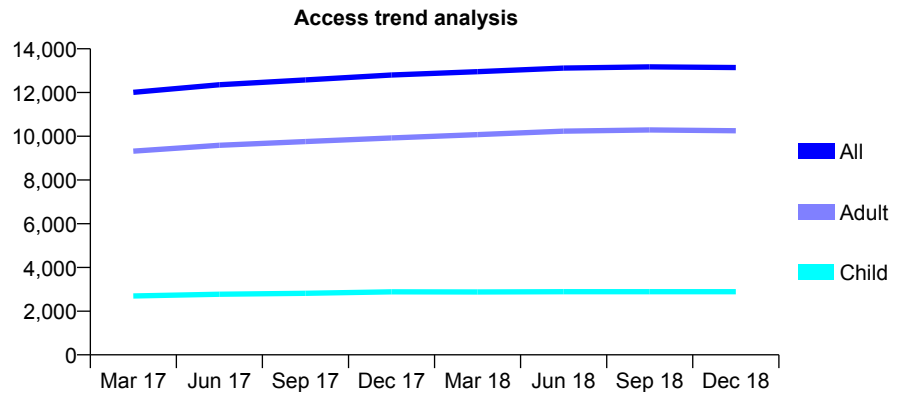
Q66 - Vital Signs At a Glance Contract Report for 101435/0057 - December 2018

Name or company name	IDH Limited
Contract type name	GDS Contract
Purpose of contract	General
Contract start date	01/04/2007
Contract end date	

18/19 Contracted general activity (UDA)	31,973
Carry forward general activity (UDA)	0
18/19 Contracted orthodontic activity (UOA)	0
Carry forward orthodontic activity (UOA)	0
Baseline contract value	£742,526.63

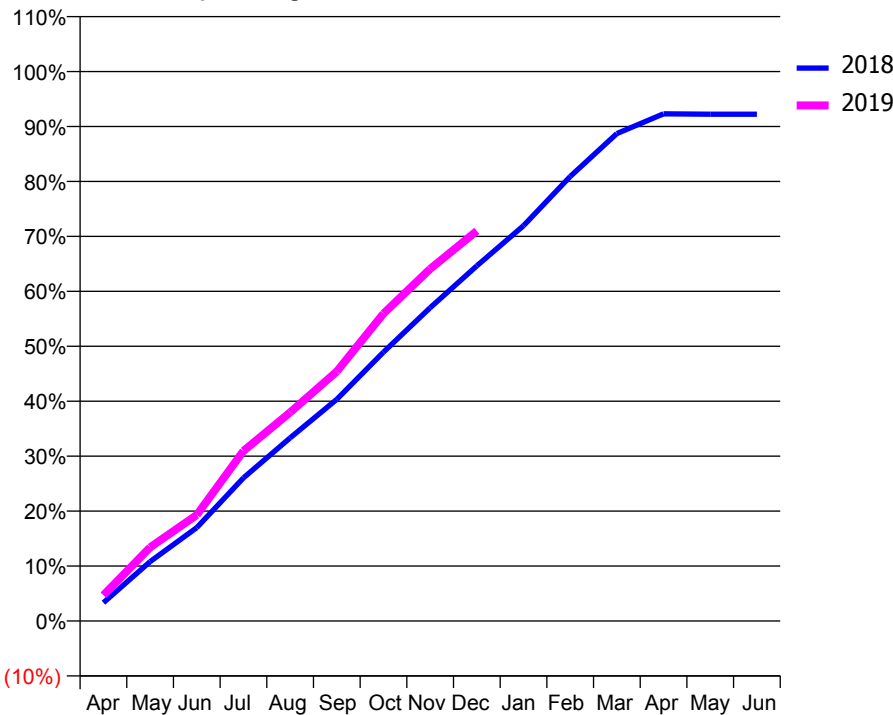
ACCESS*

Patients seen in 24 months	Total	Change since previous quarter
Quarter ending December 2017	12,803	
Quarter ending March 2018	12,951	→
Quarter ending June 2018	13,120	→
Quarter ending September 2018	13,176	→
Quarter ending December 2018	13,140	→
Variance since December 2017	2.6%	↑



ACTIVITY

Cumulative percentage of contracted UDA delivered 2018 & 2019



Month	Adjusted Scheduled Activity (UDA)	
	2018	2019
April	1,199	1,504
May	3,891	4,290
June	6,114	6,172
July	9,368	9,894
August	11,991	12,142
September	14,516	14,518
October	17,600	17,889
November	20,508	20,486
December	23,255	22,700
January	25,881	
February	29,096	
March	31,907	
April	33,204	
May	33,181	
June	33,180	

QUALITY

	Quantity	Base Number	Contract	AT	Region	England
% of FP17s for the same patient ID Re-attending within 3 months - Children	88	2,746	3.2%	9.5%	11.3%	11.8%
% of FP17s for the same patient ID Re-attending within 3 months - Adults	731	8,695	8.4%	13.9%	15.3%	15.6%
% of FP17s for the same patient ID Re-attending between 3 & 9 months - Children	1,428	2,746	52.0%	59.6%	61.1%	58.8%
% of FP17s for the same patient ID Re-attending between 3 & 9 months - Adults	3,446	8,695	39.6%	50.6%	52.4%	51.0%
% of FP17s for Band 1 Urgent Courses	751	10,917	6.9%	10.0%	9.5%	9.0%
% of FP17s Relating to Free Repair or Replacements	46	10,917	0.4%	0.9%	0.7%	0.8%
% of FP17s Relating to Continuations	67	10,917	0.6%	1.0%	0.8%	0.9%
% of Patients satisfied with the dentistry they have received	13	15	86.7%	93.6%	93.1%	93.2%
% of Patients satisfied with the time they had to wait for an appointment	13	15	86.7%	85.2%	87.8%	88.3%

* This is based on patients treated on this contract for their most recent course of treatment. Figures in italics indicate the base number of FP17s or Patient Questionnaire responses are less than 100. N/A is shown where the base number of responses is less than 10 during the period. % is calculated as Quantity/Base number*100

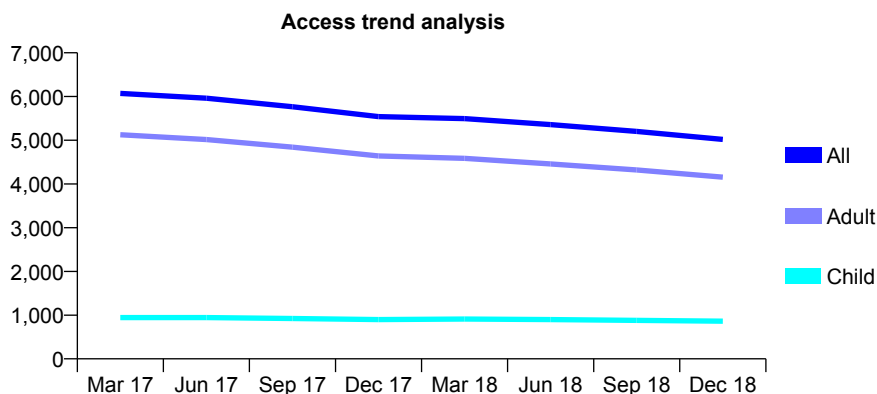
Q66 - Vital Signs At a Glance Contract Report for 101435/0075 - December 2018

Name or company name	IDH Limited
Contract type name	GDS Contract
Purpose of contract	General
Contract start date	10/12/2007
Contract end date	

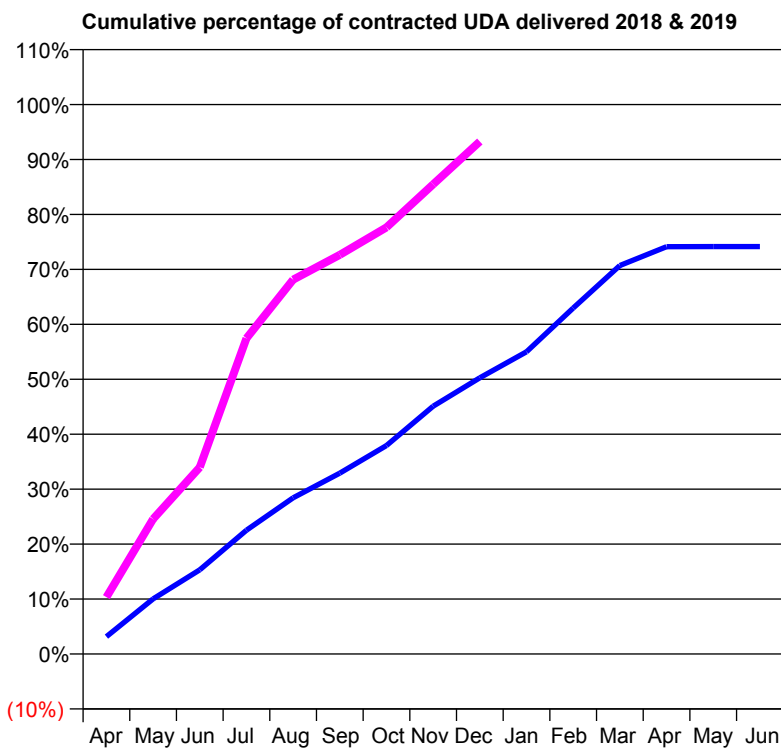
18/19 Contracted general activity (UDA)	6,250
Carry forward general activity (UDA)	0
18/19 Contracted orthodontic activity (UOA)	0
Carry forward orthodontic activity (UOA)	0
Baseline contract value	£159,182.31

ACCESS*

Patients seen in 24 months	Total	Change since previous quarter
Quarter ending December 2017	5,539	
Quarter ending March 2018	5,494	→
Quarter ending June 2018	5,357	↓
Quarter ending September 2018	5,202	↓
Quarter ending December 2018	5,018	↓
Variance since December 2017	(9.4%)	↓



ACTIVITY



Month	Adjusted Scheduled Activity (UDA)	
	2018	2019
April	624	647
May	1,981	1,536
June	3,025	2,124
July	4,448	3,590
August	5,616	4,258
September	6,500	4,540
October	7,495	4,852
November	8,907	5,342
December	9,928	5,830
January	10,862	
February	12,435	
March	13,964	
April	14,638	
May	14,642	
June	14,642	

QUALITY

	Quantity	Base Number	Contract	AT	Region	England
% of FP17s for the same patient ID Re-attending within 3 months - Children	29	771	3.8%	9.5%	11.3%	11.8%
% of FP17s for the same patient ID Re-attending within 3 months - Adults	192	2,530	7.6%	13.9%	15.3%	15.6%
% of FP17s for the same patient ID Re-attending between 3 & 9 months - Children	451	771	58.5%	59.6%	61.1%	58.8%
% of FP17s for the same patient ID Re-attending between 3 & 9 months - Adults	1,317	2,530	52.1%	50.6%	52.4%	51.0%
% of FP17s for Band 1 Urgent Courses	279	3,025	9.2%	10.0%	9.5%	9.0%
% of FP17s Relating to Free Repair or Replacements	29	3,025	1.0%	0.9%	0.7%	0.8%
% of FP17s Relating to Continuations	21	3,025	0.7%	1.0%	0.8%	0.9%
% of Patients satisfied with the dentistry they have received	2	2	N/A	93.6%	93.1%	93.2%
% of Patients satisfied with the time they had to wait for an appointment	1	2	N/A	85.2%	87.8%	88.3%

* This is based on patients treated on this contract for their most recent course of treatment. Figures in italics indicate the base number of FP17s or Patient Questionnaire responses are less than 100. N/A is shown where the base number of responses is less than 10 during the period. % is calculated as Quantity/Base number*100

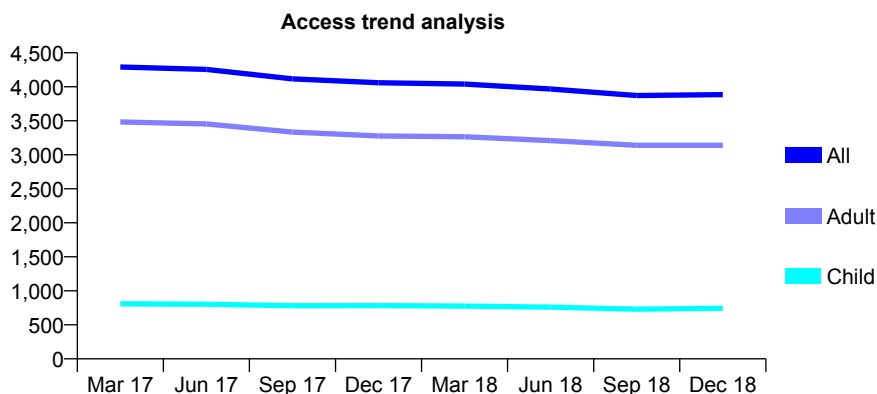
Q66 - Vital Signs At a Glance Contract Report for 102601/0001 - December 2018

Name or company name	Smile Care Plymouth Ltd
Contract type name	GDS Contract
Purpose of contract	General
Contract start date	01/09/2012
Contract end date	

18/19 Contracted general activity (UDA)	14,000
Carry forward general activity (UDA)	0
18/19 Contracted orthodontic activity (UOA)	0
Carry forward orthodontic activity (UOA)	0
Baseline contract value	£333,333.78

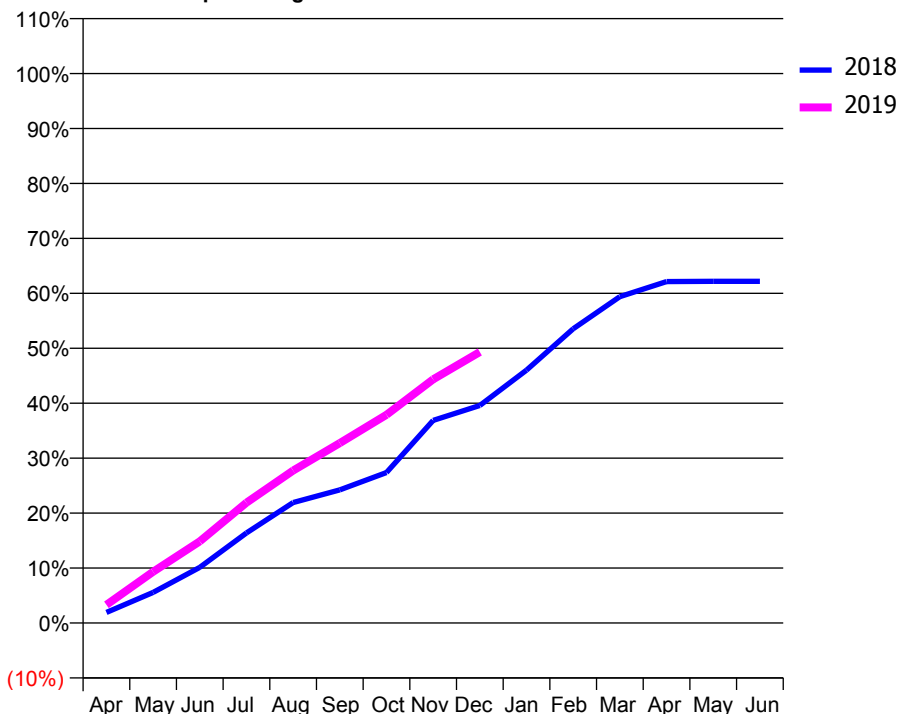
ACCESS*

Patients seen in 24 months	Total	Change since previous quarter
Quarter ending December 2017	4,060	
Quarter ending March 2018	4,041	→
Quarter ending June 2018	3,967	↓
Quarter ending September 2018	3,871	↓
Quarter ending December 2018	3,886	→
Variance since December 2017	(4.3%)	↓



ACTIVITY

Cumulative percentage of contracted UDA delivered 2018 & 2019



Month	Adjusted Scheduled Activity (UDA)	
	2018	2019
April	346	464
May	1,001	1,307
June	1,823	2,081
July	2,952	3,066
August	3,946	3,886
September	4,362	4,584
October	4,929	5,306
November	6,637	6,208
December	7,128	6,905
January	8,285	
February	9,640	
March	10,693	
April	11,186	
May	11,193	
June	11,193	

QUALITY

	Quantity	Base Number	Contract	AT	Region	England
% of FP17s for the same patient ID Re-attending within 3 months - Children	40	630	6.3%	9.5%	11.3%	11.8%
% of FP17s for the same patient ID Re-attending within 3 months - Adults	348	2,716	12.8%	13.9%	15.3%	15.6%
% of FP17s for the same patient ID Re-attending between 3 & 9 months - Children	263	630	41.7%	59.6%	61.1%	58.8%
% of FP17s for the same patient ID Re-attending between 3 & 9 months - Adults	1,195	2,716	44.0%	50.6%	52.4%	51.0%
% of FP17s for Band 1 Urgent Courses	572	3,195	17.9%	10.0%	9.5%	9.0%
% of FP17s Relating to Free Repair or Replacements	43	3,195	1.3%	0.9%	0.7%	0.8%
% of FP17s Relating to Continuations	13	3,195	0.4%	1.0%	0.8%	0.9%
% of Patients satisfied with the dentistry they have received	1	3	N/A	93.6%	93.1%	93.2%
% of Patients satisfied with the time they had to wait for an appointment	2	3	N/A	85.2%	87.8%	88.3%

* This is based on patients treated on this contract for their most recent course of treatment. Figures in italics indicate the base number of FP17s or Patient Questionnaire responses are less than 100. N/A is shown where the base number of responses is less than 10 during the period. % is calculated as Quantity/Base number*100

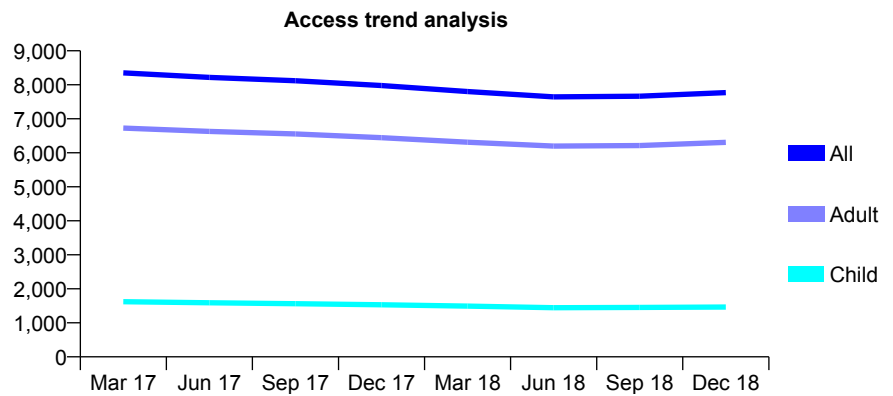
Q66 - Vital Signs At a Glance Contract Report for 102849/0001 - December 2018

Name or company name	Kings Avenue Dental Practice
Contract type name	GDS Contract
Purpose of contract	General
Contract start date	06/12/2013
Contract end date	

18/19 Contracted general activity (UDA)	26,339
Carry forward general activity (UDA)	0
18/19 Contracted orthodontic activity (UOA)	0
Carry forward orthodontic activity (UOA)	0
Baseline contract value	£661,354.22

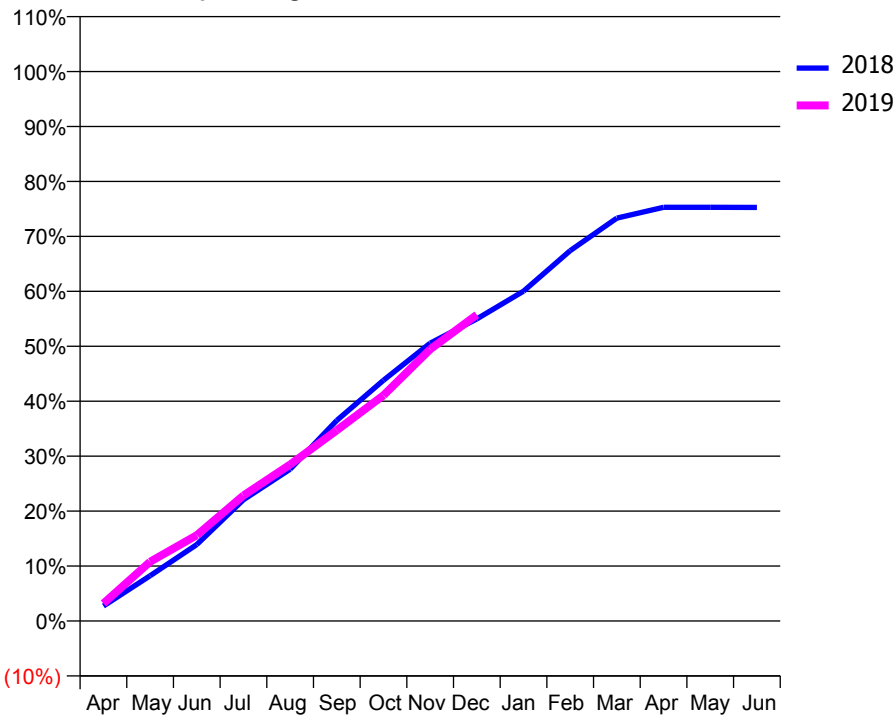
ACCESS*

Patients seen in 24 months	Total	Change since previous quarter
Quarter ending December 2017	7,978	
Quarter ending March 2018	7,803	↓
Quarter ending June 2018	7,644	↓
Quarter ending September 2018	7,665	→
Quarter ending December 2018	7,771	→
Variance since December 2017	(2.6%)	↓



ACTIVITY

Cumulative percentage of contracted UDA delivered 2018 & 2019



Month	Adjusted Scheduled Activity (UDA)	
	2018	2019
April	721	842
May	2,170	2,839
June	3,663	4,113
July	5,810	6,016
August	7,279	7,499
September	9,613	9,145
October	11,541	10,817
November	13,316	13,022
December	14,480	14,679
January	15,812	
February	17,752	
March	19,309	
April	19,832	
May	19,828	
June	19,826	

QUALITY

	Quantity	Base Number	Contract	AT	Region	England
% of FP17s for the same patient ID Re-attending within 3 months - Children	99	1,667	5.9%	9.5%	11.3%	11.8%
% of FP17s for the same patient ID Re-attending within 3 months - Adults	955	6,942	13.8%	13.9%	15.3%	15.6%
% of FP17s for the same patient ID Re-attending between 3 & 9 months - Children	942	1,667	56.5%	59.6%	61.1%	58.8%
% of FP17s for the same patient ID Re-attending between 3 & 9 months - Adults	3,534	6,942	50.9%	50.6%	52.4%	51.0%
% of FP17s for Band 1 Urgent Courses	823	8,328	9.9%	10.0%	9.5%	9.0%
% of FP17s Relating to Free Repair or Replacements	246	8,328	3.0%	0.9%	0.7%	0.8%
% of FP17s Relating to Continuations	56	8,328	0.7%	1.0%	0.8%	0.9%
% of Patients satisfied with the dentistry they have received	3	4	N/A	93.6%	93.1%	93.2%
% of Patients satisfied with the time they had to wait for an appointment	3	4	N/A	85.2%	87.8%	88.3%

* This is based on patients treated on this contract for their most recent course of treatment. Figures in italics indicate the base number of FP17s or Patient Questionnaire responses are less than 100. N/A is shown where the base number of responses is less than 10 during the period. % is calculated as Quantity/Base number*100

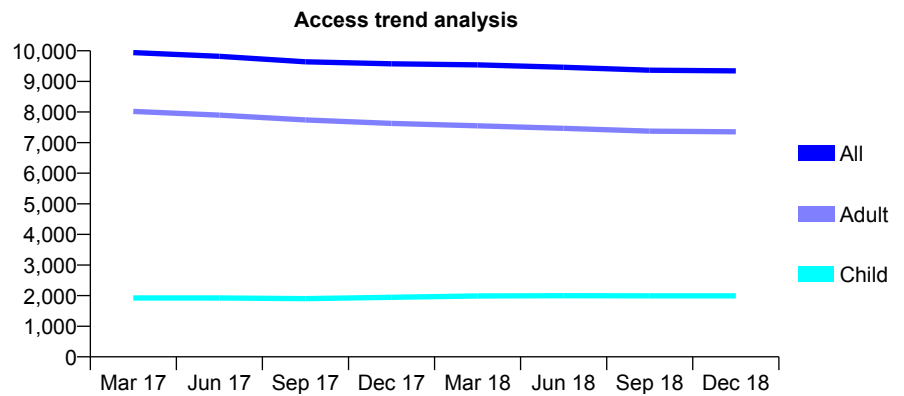
Q66 - Vital Signs At a Glance Contract Report for 106828/0001 - December 2018

Name or company name	Fairfield House
Contract type name	GDS Contract
Purpose of contract	General and Orthodontic
Contract start date	01/10/2014
Contract end date	

18/19 Contracted general activity (UDA)	29,644
Carry forward general activity (UDA)	0
18/19 Contracted orthodontic activity (UOA)	27
Carry forward orthodontic activity (UOA)	0
Baseline contract value	£769,784.80

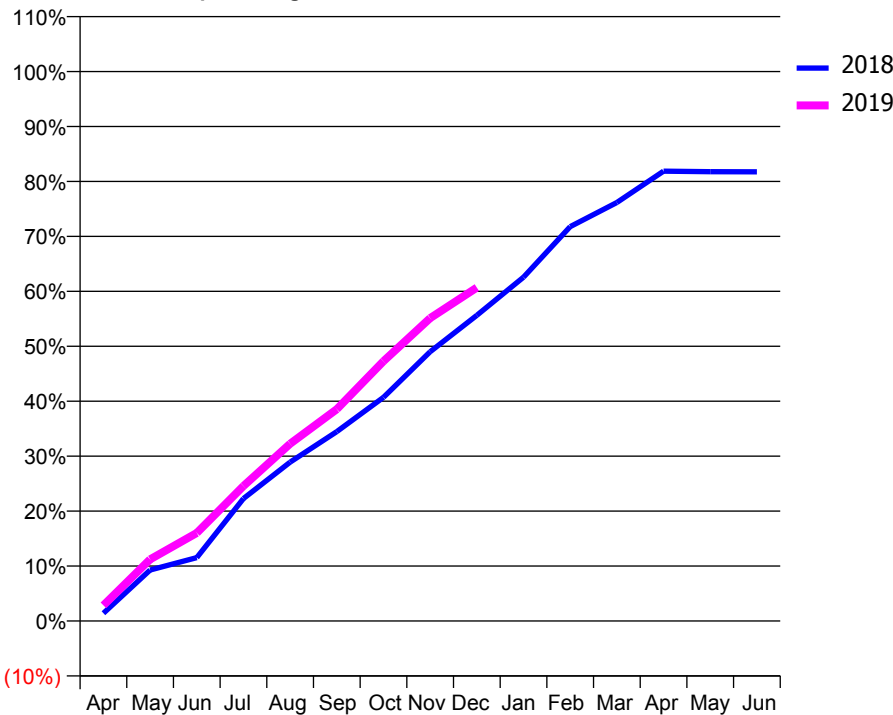
ACCESS*

Patients seen in 24 months	Total	Change since previous quarter
Quarter ending December 2017	9,575	
Quarter ending March 2018	9,540	→
Quarter ending June 2018	9,464	→
Quarter ending September 2018	9,366	↓
Quarter ending December 2018	9,346	→
Variance since December 2017	(2.4%)	↓



ACTIVITY

Cumulative percentage of contracted UDA delivered 2018 & 2019



Month	Adjusted Scheduled Activity (UDA)	
	2018	2019
April	419	843
May	2,751	3,330
June	3,419	4,750
July	6,605	7,283
August	8,568	9,561
September	10,217	11,429
October	12,066	14,016
November	14,525	16,338
December	16,490	17,990
January	18,546	
February	21,274	
March	22,580	
April	24,266	
May	24,237	
June	24,230	

QUALITY

	Quantity	Base Number	Contract	AT	Region	England
% of FP17s for the same patient ID Re-attending within 3 months - Children	220	2,598	8.5%	9.5%	11.3%	11.8%
% of FP17s for the same patient ID Re-attending within 3 months - Adults	1,758	8,931	19.7%	13.9%	15.3%	15.6%
% of FP17s for the same patient ID Re-attending between 3 & 9 months - Children	1,637	2,598	63.0%	59.6%	61.1%	58.8%
% of FP17s for the same patient ID Re-attending between 3 & 9 months - Adults	4,688	8,931	52.5%	50.6%	52.4%	51.0%
% of FP17s for Band 1 Urgent Courses	832	9,735	8.5%	10.0%	9.5%	9.0%
% of FP17s Relating to Free Repair or Replacements	127	9,735	1.3%	0.9%	0.7%	0.8%
% of FP17s Relating to Continuations	99	9,735	1.0%	1.0%	0.8%	0.9%
% of Patients satisfied with the dentistry they have received	4	4	N/A	93.6%	93.1%	93.2%
% of Patients satisfied with the time they had to wait for an appointment	4	4	N/A	85.2%	87.8%	88.3%

* This is based on patients treated on this contract for their most recent course of treatment. Figures in italics indicate the base number of FP17s or Patient Questionnaire responses are less than 100. N/A is shown where the base number of responses is less than 10 during the period. % is calculated as Quantity/Base number*100

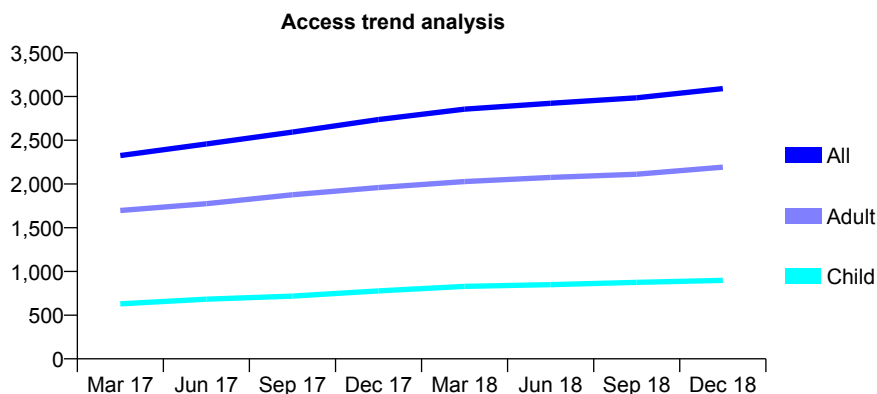
Q66 - Vital Signs At a Glance Contract Report for 107956/0002 - December 2018

Name or company name	Smile Care (Cornwall) Ltd
Contract type name	PDS Contract
Purpose of contract	General
Contract start date	15/01/2016
Contract end date	14/01/2021

18/19 Contracted general activity (UDA)	14,000
Carry forward general activity (UDA)	0
18/19 Contracted orthodontic activity (UOA)	0
Carry forward orthodontic activity (UOA)	0
Baseline contract value	£352,620.97

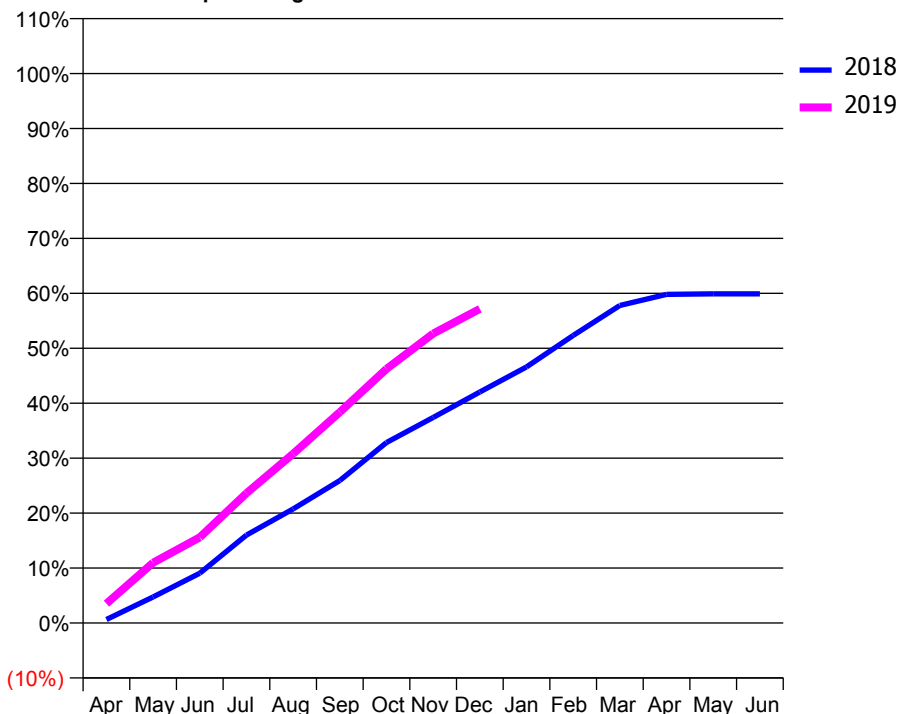
ACCESS*

Patients seen in 24 months	Total	Change since previous quarter
Quarter ending December 2017	2,736	
Quarter ending March 2018	2,856	↑
Quarter ending June 2018	2,923	↑
Quarter ending September 2018	2,985	↑
Quarter ending December 2018	3,091	↑
Variance since December 2017	13.0%	↑



ACTIVITY

Cumulative percentage of contracted UDA delivered 2018 & 2019



Month	Adjusted Scheduled Activity (UDA)	
	2018	2019
April	92	496
May	664	1,538
June	1,270	2,183
July	2,241	3,308
August	2,906	4,314
September	3,629	5,373
October	4,598	6,474
November	5,237	7,375
December	5,886	8,004
January	6,524	
February	7,327	
March	8,089	
April	8,372	
May	8,386	
June	8,388	

QUALITY

	Quantity	Base Number	Contract	AT	Region	England
% of FP17s for the same patient ID Re-attending within 3 months - Children	75	964	7.8%	9.5%	11.3%	11.8%
% of FP17s for the same patient ID Re-attending within 3 months - Adults	398	2,253	17.7%	13.9%	15.3%	15.6%
% of FP17s for the same patient ID Re-attending between 3 & 9 months - Children	524	964	54.4%	59.6%	61.1%	58.8%
% of FP17s for the same patient ID Re-attending between 3 & 9 months - Adults	906	2,253	40.2%	50.6%	52.4%	51.0%
% of FP17s for Band 1 Urgent Courses	230	3,092	7.4%	10.0%	9.5%	9.0%
% of FP17s Relating to Free Repair or Replacements	38	3,092	1.2%	0.9%	0.7%	0.8%
% of FP17s Relating to Continuations	42	3,092	1.4%	1.0%	0.8%	0.9%
% of Patients satisfied with the dentistry they have received	4	4	N/A	93.6%	93.1%	93.2%
% of Patients satisfied with the time they had to wait for an appointment	4	4	N/A	85.2%	87.8%	88.3%

* This is based on patients treated on this contract for their most recent course of treatment. Figures in italics indicate the base number of FP17s or Patient Questionnaire responses are less than 100. N/A is shown where the base number of responses is less than 10 during the period. % is calculated as Quantity/Base number*100

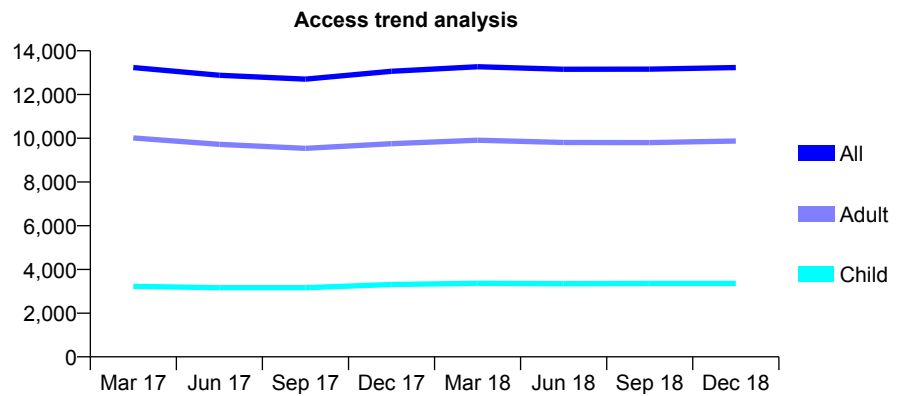
Q66 - Vital Signs At a Glance Contract Report for 107980/0001 - December 2018

Name or company name	BM Pearson Ltd
Contract type name	GDS Contract
Purpose of contract	General
Contract start date	01/10/2006
Contract end date	

18/19 Contracted general activity (UDA)	36,970
Carry forward general activity (UDA)	491
18/19 Contracted orthodontic activity (UOA)	0
Carry forward orthodontic activity (UOA)	0
Baseline contract value	£1,233,653.31

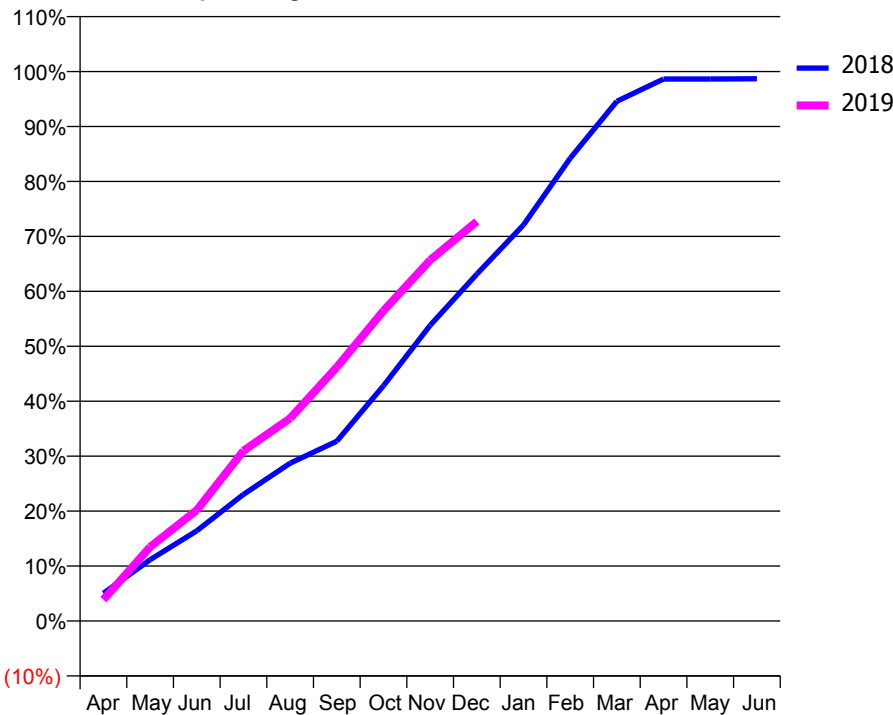
ACCESS*

Patients seen in 24 months	Total	Change since previous quarter
Quarter ending December 2017	13,065	
Quarter ending March 2018	13,271	→
Quarter ending June 2018	13,154	→
Quarter ending September 2018	13,161	→
Quarter ending December 2018	13,235	→
Variance since December 2017	1.3%	→



ACTIVITY

Cumulative percentage of contracted UDA delivered 2018 & 2019



Month	Adjusted Scheduled Activity (UDA)	
	2018	2019
April	1,871	1,443
May	4,124	4,985
June	6,067	7,462
July	8,520	11,456
August	10,622	13,642
September	12,101	17,081
October	15,829	20,871
November	19,891	24,284
December	23,342	26,885
January	26,646	
February	31,137	
March	34,963	
April	36,466	
May	36,467	
June	36,479	

QUALITY

	Quantity	Base Number	Contract	AT	Region	England
% of FP17s for the same patient ID Re-attending within 3 months - Children	238	3,515	6.8%	9.5%	11.3%	11.8%
% of FP17s for the same patient ID Re-attending within 3 months - Adults	1,095	8,704	12.6%	13.9%	15.3%	15.6%
% of FP17s for the same patient ID Re-attending between 3 & 9 months - Children	2,097	3,515	59.7%	59.6%	61.1%	58.8%
% of FP17s for the same patient ID Re-attending between 3 & 9 months - Adults	3,827	8,704	44.0%	50.6%	52.4%	51.0%
% of FP17s for Band 1 Urgent Courses	1,132	11,618	9.7%	10.0%	9.5%	9.0%
% of FP17s Relating to Free Repair or Replacements	93	11,618	0.8%	0.9%	0.7%	0.8%
% of FP17s Relating to Continuations	44	11,618	0.4%	1.0%	0.8%	0.9%
% of Patients satisfied with the dentistry they have received	10	11	90.9%	93.6%	93.1%	93.2%
% of Patients satisfied with the time they had to wait for an appointment	9	11	81.8%	85.2%	87.8%	88.3%

* This is based on patients treated on this contract for their most recent course of treatment. Figures in italics indicate the base number of FP17s or Patient Questionnaire responses are less than 100. N/A is shown where the base number of responses is less than 10 during the period. % is calculated as Quantity/Base number*100

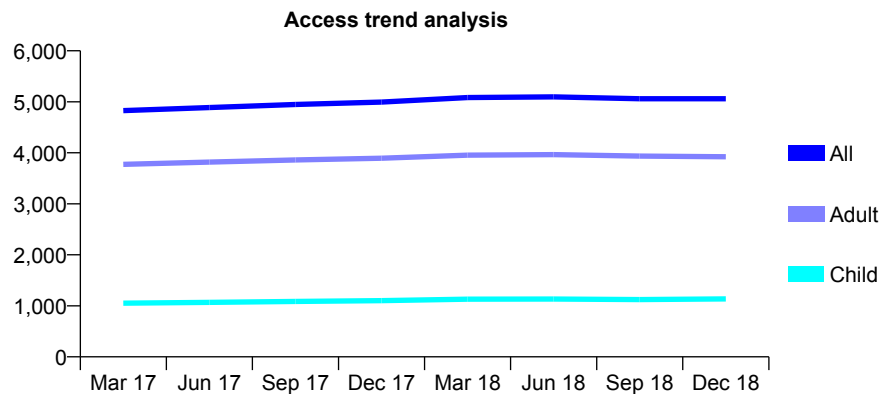
Q66 - Vital Signs At a Glance Contract Report for 108111/0001 - December 2018

Name or company name	Chulmleigh Dental Practice LTD
Contract type name	GDS Contract
Purpose of contract	General
Contract start date	01/11/2007
Contract end date	

18/19 Contracted general activity (UDA)	12,315
Carry forward general activity (UDA)	0
18/19 Contracted orthodontic activity (UOA)	0
Carry forward orthodontic activity (UOA)	0
Baseline contract value	£340,680.29

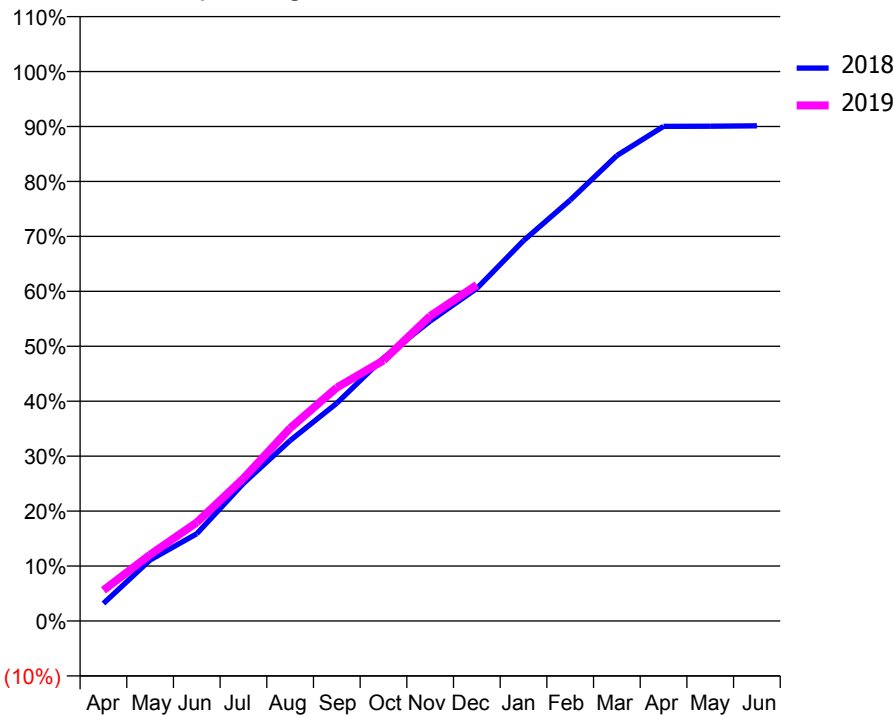
ACCESS*

Patients seen in 24 months	Total	Change since previous quarter
Quarter ending December 2017	4,995	
Quarter ending March 2018	5,083	→
Quarter ending June 2018	5,098	→
Quarter ending September 2018	5,060	→
Quarter ending December 2018	5,060	→
Variance since December 2017	1.3%	→



ACTIVITY

Cumulative percentage of contracted UDA delivered 2018 & 2019



Month	Adjusted Scheduled Activity (UDA)	
	2018	2019
April	392	690
May	1,367	1,487
June	1,956	2,211
July	3,086	3,196
August	4,046	4,322
September	4,883	5,232
October	5,893	5,840
November	6,724	6,836
December	7,454	7,532
January	8,524	
February	9,433	
March	10,431	
April	11,087	
May	11,089	
June	11,099	

QUALITY

	Quantity	Base Number	Contract	AT	Region	England
% of FP17s for the same patient ID Re-attending within 3 months - Children	56	1,199	4.7%	9.5%	11.3%	11.8%
% of FP17s for the same patient ID Re-attending within 3 months - Adults	472	3,979	11.9%	13.9%	15.3%	15.6%
% of FP17s for the same patient ID Re-attending between 3 & 9 months - Children	719	1,199	60.0%	59.6%	61.1%	58.8%
% of FP17s for the same patient ID Re-attending between 3 & 9 months - Adults	2,259	3,979	56.8%	50.6%	52.4%	51.0%
% of FP17s for Band 1 Urgent Courses	294	4,208	7.0%	10.0%	9.5%	9.0%
% of FP17s Relating to Free Repair or Replacements	55	4,208	1.3%	0.9%	0.7%	0.8%
% of FP17s Relating to Continuations	19	4,208	0.5%	1.0%	0.8%	0.9%
% of Patients satisfied with the dentistry they have received	6	6	N/A	93.6%	93.1%	93.2%
% of Patients satisfied with the time they had to wait for an appointment	6	6	N/A	85.2%	87.8%	88.3%

* This is based on patients treated on this contract for their most recent course of treatment. Figures in italics indicate the base number of FP17s or Patient Questionnaire responses are less than 100. N/A is shown where the base number of responses is less than 10 during the period. % is calculated as Quantity/Base number*100

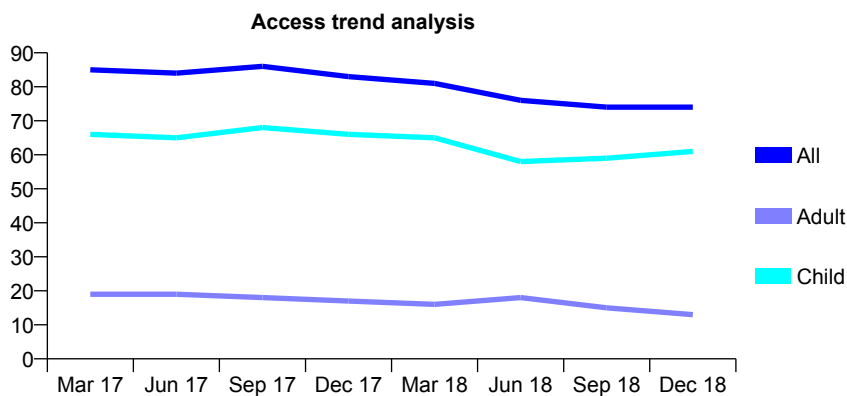
Q66 - Vital Signs At a Glance Contract Report for 109053/0001 - December 2018

Name or company name	Modbury Dental Practice Ltd
Contract type name	GDS Contract
Purpose of contract	General
Contract start date	01/07/2014
Contract end date	

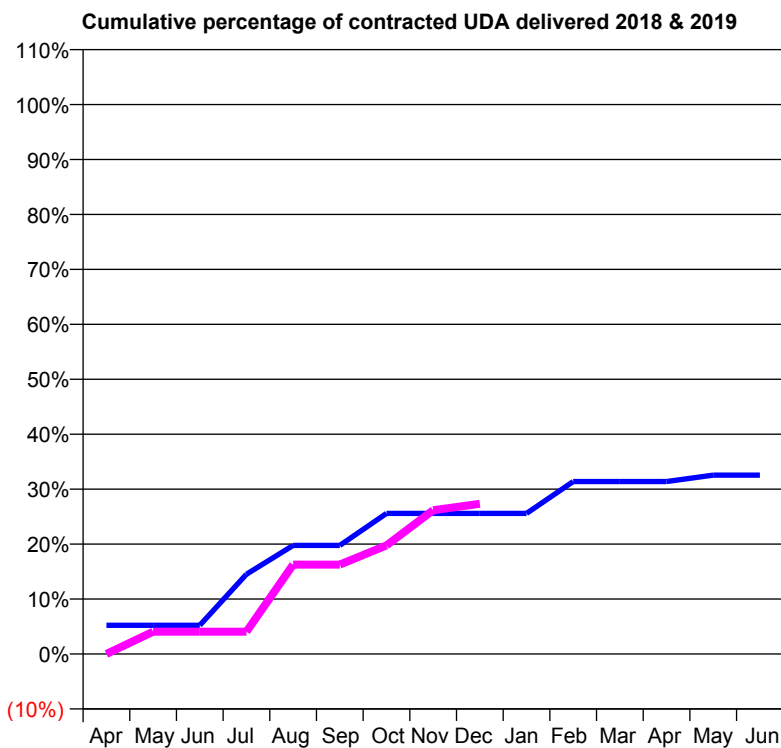
18/19 Contracted general activity (UDA)	172
Carry forward general activity (UDA)	0
18/19 Contracted orthodontic activity (UOA)	0
Carry forward orthodontic activity (UOA)	0
Baseline contract value	£4,870.12

ACCESS*

Patients seen in 24 months	Total	Change since previous quarter
Quarter ending December 2017	83	
Quarter ending March 2018	81	↓
Quarter ending June 2018	76	↓
Quarter ending September 2018	74	↓
Quarter ending December 2018	74	→
Variance since December 2017	(10.8%)	↓



ACTIVITY



Month	Adjusted Scheduled Activity (UDA)	
	2018	2019
April	9	0
May	9	7
June	9	7
July	25	7
August	34	28
September	34	28
October	44	34
November	44	45
December	44	47
January	44	
February	54	
March	54	
April	54	
May	56	
June	56	

QUALITY

	Quantity	Base Number	Contract	AT	Region	England
% of FP17s for the same patient ID Re-attending within 3 months - Children	1	52	1.9%	9.5%	11.3%	11.8%
% of FP17s for the same patient ID Re-attending within 3 months - Adults	0	5	0.0%	13.9%	15.3%	15.6%
% of FP17s for the same patient ID Re-attending between 3 & 9 months - Children	25	52	48.1%	59.6%	61.1%	58.8%
% of FP17s for the same patient ID Re-attending between 3 & 9 months - Adults	2	5	40.0%	50.6%	52.4%	51.0%
% of FP17s for Band 1 Urgent Courses	0	47	0.0%	10.0%	9.5%	9.0%
% of FP17s Relating to Free Repair or Replacements	0	47	0.0%	0.9%	0.7%	0.8%
% of FP17s Relating to Continuations	1	47	2.1%	1.0%	0.8%	0.9%
% of Patients satisfied with the dentistry they have received	0	0	N/A	93.6%	93.1%	93.2%
% of Patients satisfied with the time they had to wait for an appointment	0	0	N/A	85.2%	87.8%	88.3%

* This is based on patients treated on this contract for their most recent course of treatment. Figures in italics indicate the base number of FP17s or Patient Questionnaire responses are less than 100. N/A is shown where the base number of responses is less than 10 during the period. % is calculated as Quantity/Base number*100

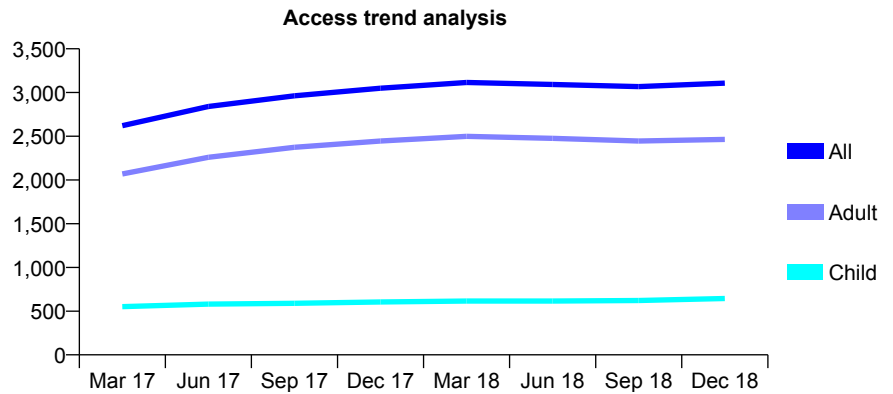
Q66 - Vital Signs At a Glance Contract Report for 110426/0001 - December 2018

Name or company name	Mount Wise Dental Practice
Contract type name	GDS Contract
Purpose of contract	General
Contract start date	01/01/2016
Contract end date	

18/19 Contracted general activity (UDA)	9,056
Carry forward general activity (UDA)	-48
18/19 Contracted orthodontic activity (UOA)	0
Carry forward orthodontic activity (UOA)	0
Baseline contract value	£241,409.99

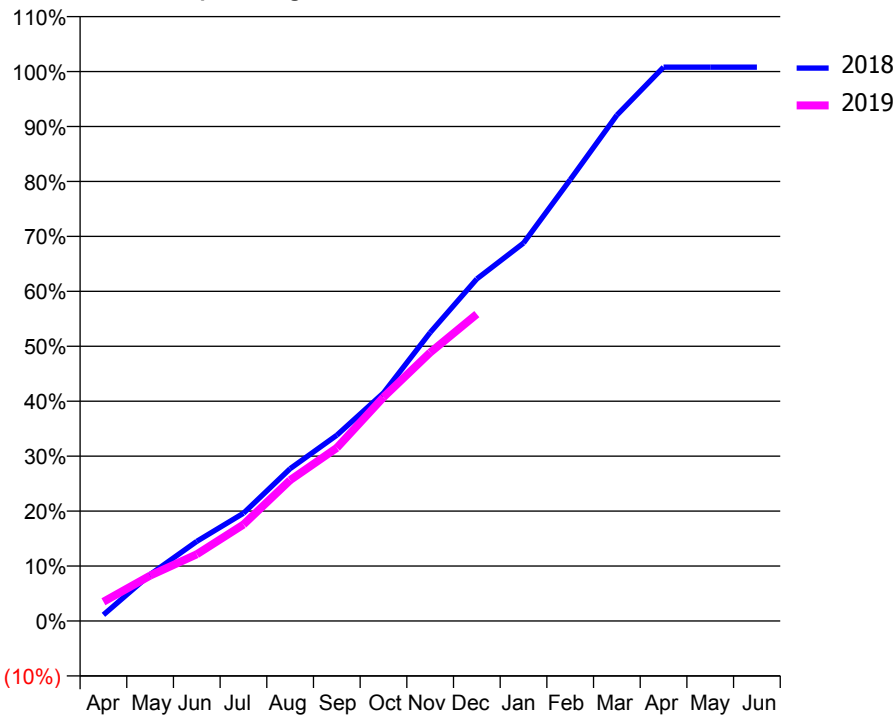
ACCESS*

Patients seen in 24 months	Total	Change since previous quarter
Quarter ending December 2017	3,049	
Quarter ending March 2018	3,115	↑
Quarter ending June 2018	3,092	→
Quarter ending September 2018	3,067	→
Quarter ending December 2018	3,107	→
Variance since December 2017	1.9%	→



ACTIVITY

Cumulative percentage of contracted UDA delivered 2018 & 2019



Month	Adjusted Scheduled Activity (UDA)	
	2018	2019
April	68	317
May	514	749
June	880	1,100
July	1,191	1,590
August	1,683	2,322
September	2,052	2,853
October	2,519	3,688
November	3,187	4,426
December	3,779	5,058
January	4,174	
February	4,874	
March	5,588	
April	6,117	
May	6,117	
June	6,117	

QUALITY

	Quantity	Base Number	Contract	AT	Region	England
% of FP17s for the same patient ID Re-attending within 3 months - Children	42	703	6.0%	9.5%	11.3%	11.8%
% of FP17s for the same patient ID Re-attending within 3 months - Adults	389	2,645	14.7%	13.9%	15.3%	15.6%
% of FP17s for the same patient ID Re-attending between 3 & 9 months - Children	325	703	46.2%	59.6%	61.1%	58.8%
% of FP17s for the same patient ID Re-attending between 3 & 9 months - Adults	1,161	2,645	43.9%	50.6%	52.4%	51.0%
% of FP17s for Band 1 Urgent Courses	140	2,293	6.1%	10.0%	9.5%	9.0%
% of FP17s Relating to Free Repair or Replacements	16	2,293	0.7%	0.9%	0.7%	0.8%
% of FP17s Relating to Continuations	52	2,293	2.3%	1.0%	0.8%	0.9%
% of Patients satisfied with the dentistry they have received	1	1	N/A	93.6%	93.1%	93.2%
% of Patients satisfied with the time they had to wait for an appointment	1	1	N/A	85.2%	87.8%	88.3%

* This is based on patients treated on this contract for their most recent course of treatment. Figures in italics indicate the base number of FP17s or Patient Questionnaire responses are less than 100. N/A is shown where the base number of responses is less than 10 during the period. % is calculated as Quantity/Base number*100

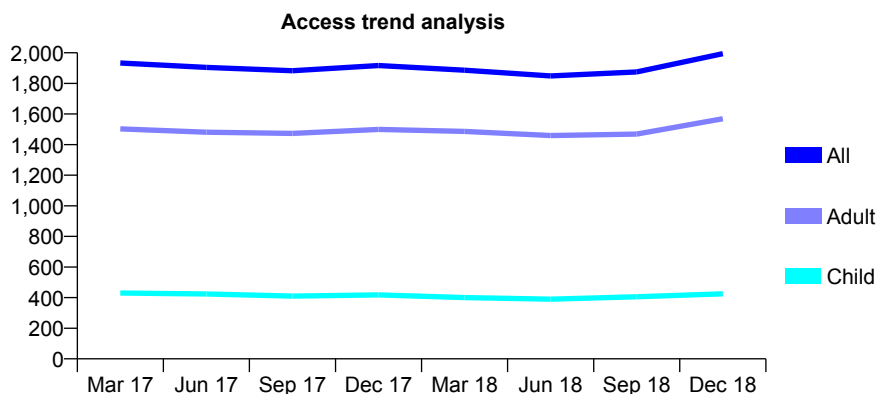
Q66 - Vital Signs At a Glance Contract Report for 110744/0001 - December 2018

Name or company name	Peks Dental LTD
Contract type name	GDS Contract
Purpose of contract	General
Contract start date	01/09/2009
Contract end date	

18/19 Contracted general activity (UDA)	6,000
Carry forward general activity (UDA)	14
18/19 Contracted orthodontic activity (UOA)	0
Carry forward orthodontic activity (UOA)	0
Baseline contract value	£165,440.97

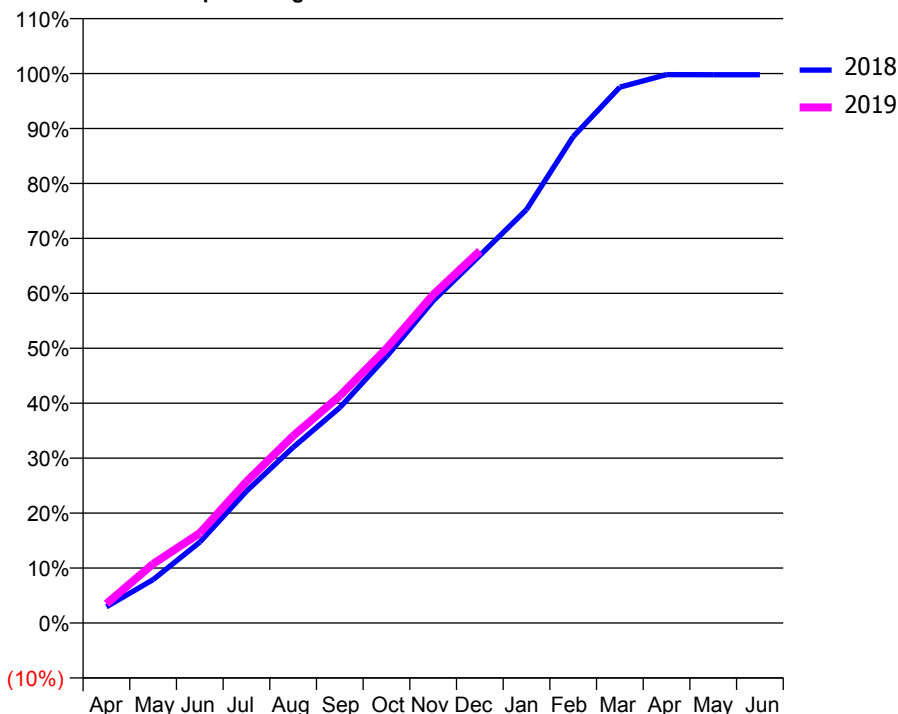
ACCESS*

Patients seen in 24 months	Total	Change since previous quarter
Quarter ending December 2017	1,917	
Quarter ending March 2018	1,886	↓
Quarter ending June 2018	1,849	↓
Quarter ending September 2018	1,875	→
Quarter ending December 2018	1,994	↑
Variance since December 2017	4.0%	↑



ACTIVITY

Cumulative percentage of contracted UDA delivered 2018 & 2019



Adjusted Scheduled Activity (UDA)		
Month	2018	2019
April	176	210
May	474	646
June	883	981
July	1,439	1,544
August	1,918	2,044
September	2,352	2,481
October	2,908	2,998
November	3,519	3,586
December	4,013	4,063
January	4,515	
February	5,310	
March	5,850	
April	5,987	
May	5,986	
June	5,986	

QUALITY

	Quantity	Base Number	Contract	AT	Region	England
% of FP17s for the same patient ID Re-attending within 3 months - Children	9	400	2.3%	9.5%	11.3%	11.8%
% of FP17s for the same patient ID Re-attending within 3 months - Adults	106	1,360	7.8%	13.9%	15.3%	15.6%
% of FP17s for the same patient ID Re-attending between 3 & 9 months - Children	228	400	57.0%	59.6%	61.1%	58.8%
% of FP17s for the same patient ID Re-attending between 3 & 9 months - Adults	632	1,360	46.5%	50.6%	52.4%	51.0%
% of FP17s for Band 1 Urgent Courses	110	1,702	6.5%	10.0%	9.5%	9.0%
% of FP17s Relating to Free Repair or Replacements	2	1,702	0.1%	0.9%	0.7%	0.8%
% of FP17s Relating to Continuations	7	1,702	0.4%	1.0%	0.8%	0.9%
% of Patients satisfied with the dentistry they have received	0	0	N/A	93.6%	93.1%	93.2%
% of Patients satisfied with the time they had to wait for an appointment	0	0	N/A	85.2%	87.8%	88.3%

* This is based on patients treated on this contract for their most recent course of treatment. Figures in italics indicate the base number of FP17s or Patient Questionnaire responses are less than 100. N/A is shown where the base number of responses is less than 10 during the period. % is calculated as Quantity/Base number*100

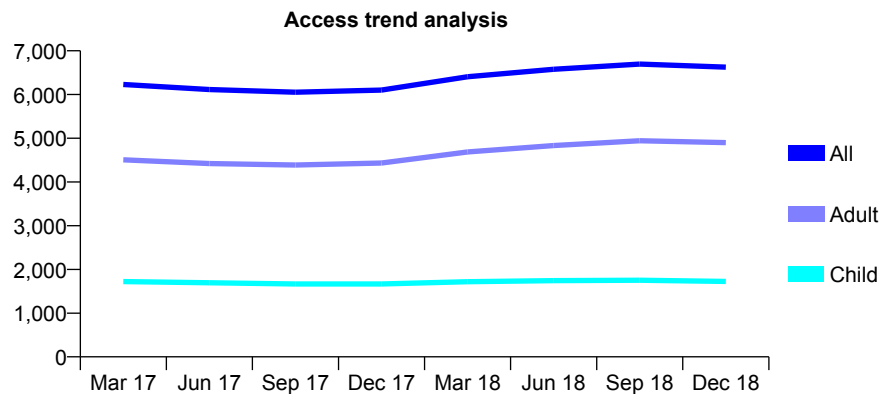
Q66 - Vital Signs At a Glance Contract Report for 111481/0003 - December 2018

Name or company name	Pure Dental Care Ltd
Contract type name	GDS Contract
Purpose of contract	General
Contract start date	01/02/2007
Contract end date	

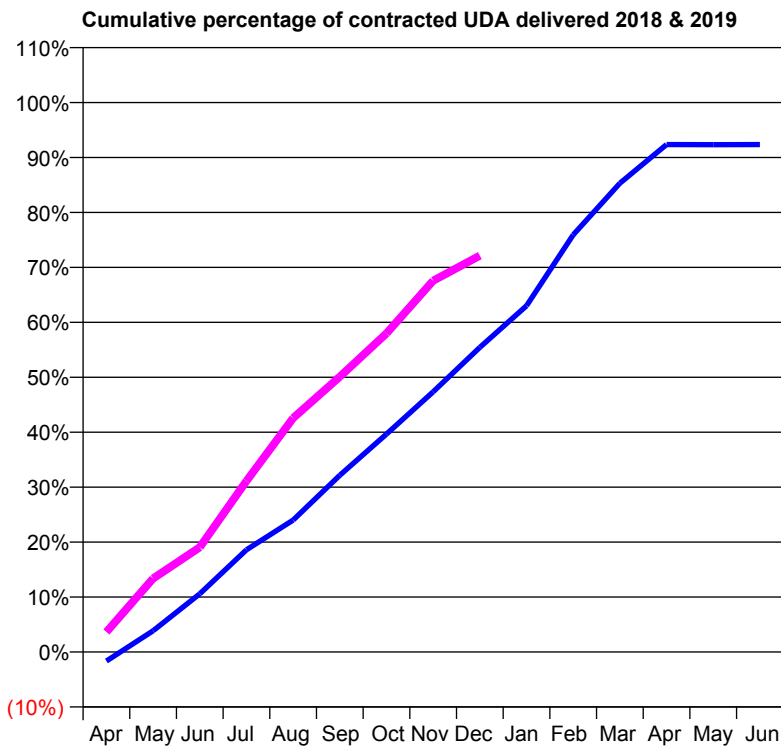
18/19 Contracted general activity (UDA)	18,235
Carry forward general activity (UDA)	0
18/19 Contracted orthodontic activity (UOA)	0
Carry forward orthodontic activity (UOA)	0
Baseline contract value	£478,054.13

ACCESS*

Patients seen in 24 months	Total	Change since previous quarter
Quarter ending December 2017	6,102	
Quarter ending March 2018	6,406	↑
Quarter ending June 2018	6,578	↑
Quarter ending September 2018	6,696	→
Quarter ending December 2018	6,626	↓
Variance since December 2017	8.6%	↑



ACTIVITY



Month	Adjusted Scheduled Activity (UDA)	
	2018	2019
April	-304	666
May	705	2,440
June	1,933	3,478
July	3,394	5,676
August	4,378	7,763
September	5,865	9,134
October	7,232	10,575
November	8,638	12,323
December	10,111	13,152
January	11,491	
February	13,842	
March	15,556	
April	16,839	
May	16,836	
June	16,838	

QUALITY

	Quantity	Base Number	Contract	AT	Region	England
% of FP17s for the same patient ID Re-attending within 3 months - Children	130	1,870	7.0%	9.5%	11.3%	11.8%
% of FP17s for the same patient ID Re-attending within 3 months - Adults	705	5,142	13.7%	13.9%	15.3%	15.6%
% of FP17s for the same patient ID Re-attending between 3 & 9 months - Children	1,207	1,870	64.5%	59.6%	61.1%	58.8%
% of FP17s for the same patient ID Re-attending between 3 & 9 months - Adults	2,788	5,142	54.2%	50.6%	52.4%	51.0%
% of FP17s for Band 1 Urgent Courses	613	6,606	9.3%	10.0%	9.5%	9.0%
% of FP17s Relating to Free Repair or Replacements	61	6,606	0.9%	0.9%	0.7%	0.8%
% of FP17s Relating to Continuations	36	6,606	0.5%	1.0%	0.8%	0.9%
% of Patients satisfied with the dentistry they have received	5	5	N/A	93.6%	93.1%	93.2%
% of Patients satisfied with the time they had to wait for an appointment	3	5	N/A	85.2%	87.8%	88.3%

* This is based on patients treated on this contract for their most recent course of treatment. Figures in italics indicate the base number of FP17s or Patient Questionnaire responses are less than 100. N/A is shown where the base number of responses is less than 10 during the period. % is calculated as Quantity/Base number*100

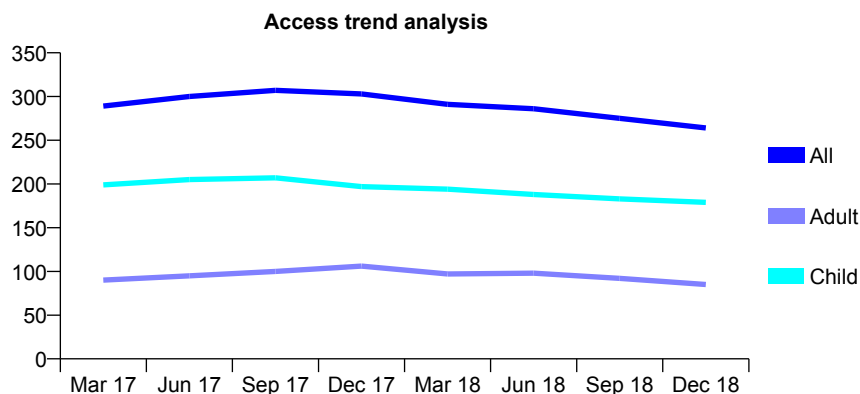
Q66 - Vital Signs At a Glance Contract Report for 113093/0001 - December 2018

Name or company name	ELCK Limited
Contract type name	GDS Contract
Purpose of contract	General
Contract start date	01/10/2015
Contract end date	

18/19 Contracted general activity (UDA)	600
Carry forward general activity (UDA)	16
18/19 Contracted orthodontic activity (UOA)	0
Carry forward orthodontic activity (UOA)	0
Baseline contract value	£14,635.81

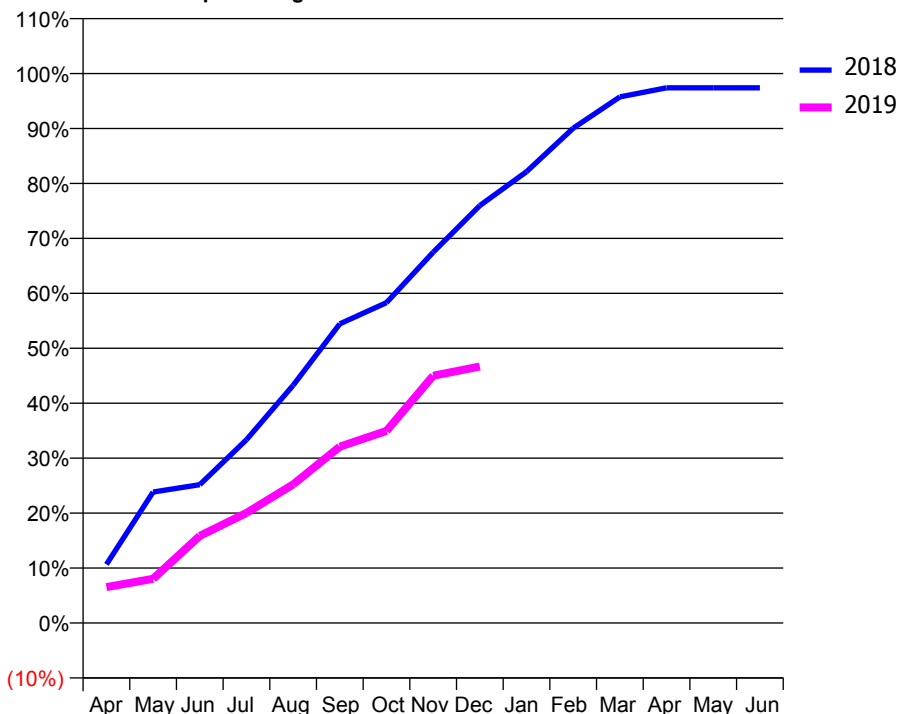
ACCESS*

Patients seen in 24 months	Total	Change since previous quarter
Quarter ending December 2017	303	
Quarter ending March 2018	291	↓
Quarter ending June 2018	286	↓
Quarter ending September 2018	275	↓
Quarter ending December 2018	264	↓
Variance since December 2017	(12.9%)	↓



ACTIVITY

Cumulative percentage of contracted UDA delivered 2018 & 2019



Month	Adjusted Scheduled Activity (UDA)	
	2018	2019
April	64	39
May	143	48
June	151	95
July	200	120
August	260	151
September	327	193
October	350	210
November	405	270
December	456	280
January	493	
February	540	
March	574	
April	584	
May	584	
June	584	

QUALITY

	Quantity	Base Number	Contract	AT	Region	England
% of FP17s for the same patient ID Re-attending within 3 months - Children	6	185	3.2%	9.5%	11.3%	11.8%
% of FP17s for the same patient ID Re-attending within 3 months - Adults	2	57	3.5%	13.9%	15.3%	15.6%
% of FP17s for the same patient ID Re-attending between 3 & 9 months - Children	129	185	69.7%	59.6%	61.1%	58.8%
% of FP17s for the same patient ID Re-attending between 3 & 9 months - Adults	28	57	49.1%	50.6%	52.4%	51.0%
% of FP17s for Band 1 Urgent Courses	5	234	2.1%	10.0%	9.5%	9.0%
% of FP17s Relating to Free Repair or Replacements	0	234	0.0%	0.9%	0.7%	0.8%
% of FP17s Relating to Continuations	1	234	0.4%	1.0%	0.8%	0.9%
% of Patients satisfied with the dentistry they have received	0	0	N/A	93.6%	93.1%	93.2%
% of Patients satisfied with the time they had to wait for an appointment	0	0	N/A	85.2%	87.8%	88.3%

* This is based on patients treated on this contract for their most recent course of treatment. Figures in italics indicate the base number of FP17s or Patient Questionnaire responses are less than 100. N/A is shown where the base number of responses is less than 10 during the period. % is calculated as Quantity/Base number*100

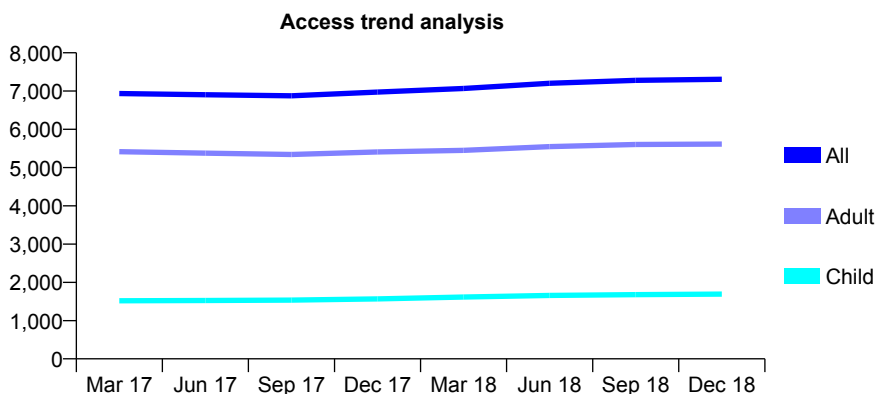
Q66 - Vital Signs At a Glance Contract Report for 115150/0001 - December 2018

Name or company name	Newquay Dental Centre Ltd
Contract type name	GDS Contract
Purpose of contract	General
Contract start date	01/04/2013
Contract end date	

18/19 Contracted general activity (UDA)	25,000
Carry forward general activity (UDA)	683
18/19 Contracted orthodontic activity (UOA)	0
Carry forward orthodontic activity (UOA)	0
Baseline contract value	£680,344.63

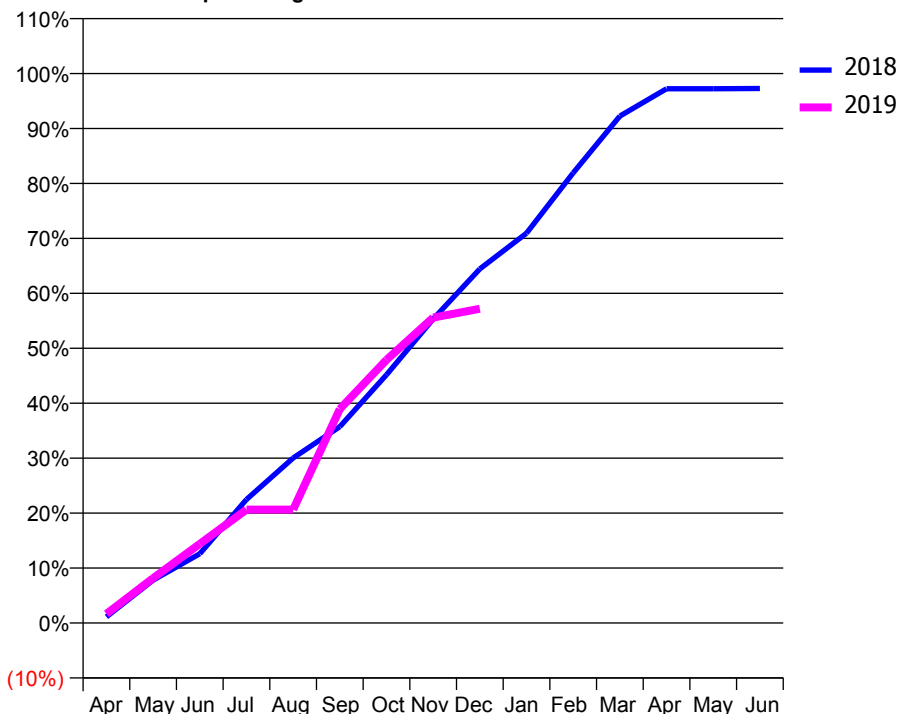
ACCESS*

Patients seen in 24 months	Total	Change since previous quarter
Quarter ending December 2017	6,974	
Quarter ending March 2018	7,067	→
Quarter ending June 2018	7,205	→
Quarter ending September 2018	7,281	→
Quarter ending December 2018	7,308	→
Variance since December 2017	4.8%	↑



ACTIVITY

Cumulative percentage of contracted UDA delivered 2018 & 2019



Adjusted Scheduled Activity (UDA)

Month	2018	2019
April	282	419
May	1,953	2,043
June	3,152	3,600
July	5,622	5,159
August	7,506	5,159
September	8,933	9,737
October	11,294	11,973
November	13,829	13,896
December	16,108	14,297
January	17,736	
February	20,479	
March	23,065	
April	24,307	
May	24,307	
June	24,317	

QUALITY

	Quantity	Base Number	Contract	AT	Region	England
% of FP17s for the same patient ID Re-attending within 3 months - Children	126	1,738	7.2%	9.5%	11.3%	11.8%
% of FP17s for the same patient ID Re-attending within 3 months - Adults	617	4,968	12.4%	13.9%	15.3%	15.6%
% of FP17s for the same patient ID Re-attending between 3 & 9 months - Children	1,132	1,738	65.1%	59.6%	61.1%	58.8%
% of FP17s for the same patient ID Re-attending between 3 & 9 months - Adults	2,767	4,968	55.7%	50.6%	52.4%	51.0%
% of FP17s for Band 1 Urgent Courses	613	6,252	9.8%	10.0%	9.5%	9.0%
% of FP17s Relating to Free Repair or Replacements	57	6,252	0.9%	0.9%	0.7%	0.8%
% of FP17s Relating to Continuations	17	6,252	0.3%	1.0%	0.8%	0.9%
% of Patients satisfied with the dentistry they have received	5	5	N/A	93.6%	93.1%	93.2%
% of Patients satisfied with the time they had to wait for an appointment	5	5	N/A	85.2%	87.8%	88.3%

* This is based on patients treated on this contract for their most recent course of treatment. Figures in italics indicate the base number of FP17s or Patient Questionnaire responses are less than 100. N/A is shown where the base number of responses is less than 10 during the period. % is calculated as Quantity/Base number*100

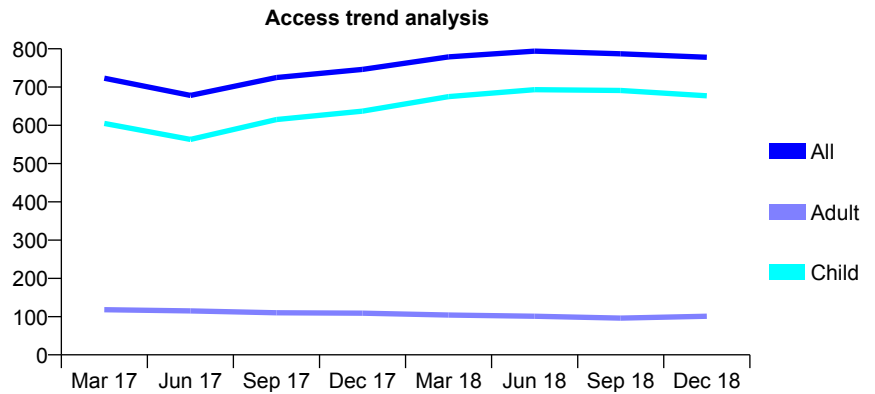
Q66 - Vital Signs At a Glance Contract Report for 116106/0001 - December 2018

Name or company name	Ward Dental Ltd
Contract type name	GDS Contract
Purpose of contract	General and Orthodontic
Contract start date	01/06/2007
Contract end date	

18/19 Contracted general activity (UDA)	1,378
Carry forward general activity (UDA)	0
18/19 Contracted orthodontic activity (UOA)	650
Carry forward orthodontic activity (UOA)	0
Baseline contract value	£81,991.72

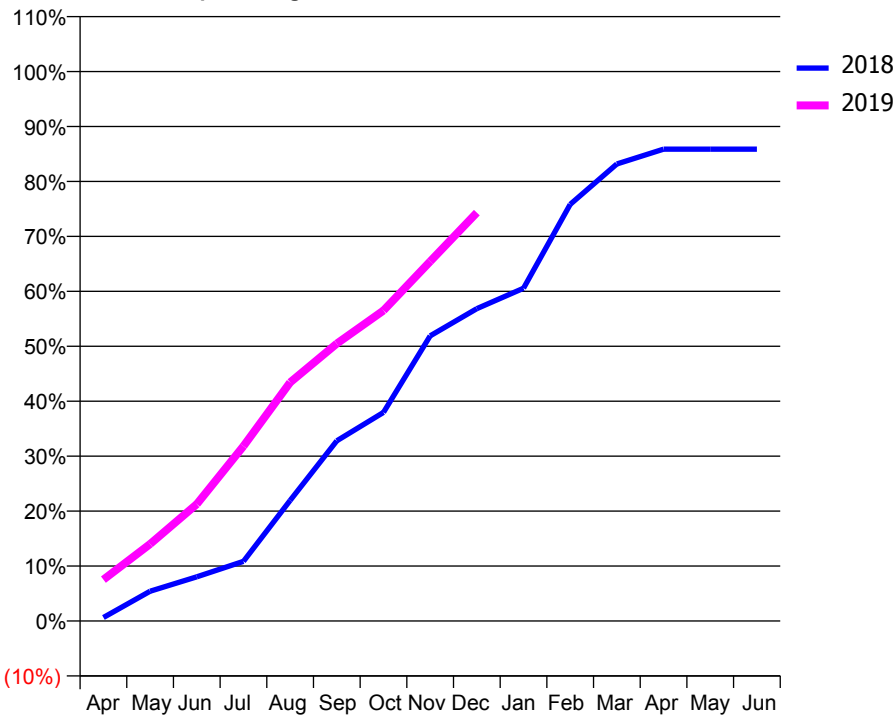
ACCESS*

Patients seen in 24 months	Total	Change since previous quarter
Quarter ending December 2017	746	
Quarter ending March 2018	779	↑
Quarter ending June 2018	794	→
Quarter ending September 2018	787	→
Quarter ending December 2018	778	↓
Variance since December 2017	4.3%	↑



ACTIVITY

Cumulative percentage of contracted UDA delivered 2018 & 2019



Month	Adjusted Scheduled Activity (UDA)	
	2018	2019
April	9	104
May	75	193
June	111	293
July	150	438
August	303	598
September	452	696
October	523	779
November	715	902
December	783	1,024
January	835	
February	1,045	
March	1,146	
April	1,183	
May	1,183	
June	1,183	

QUALITY

	Quantity	Base Number	Contract	AT	Region	England
% of FP17s for the same patient ID Re-attending within 3 months - Children	61	815	7.5%	9.5%	11.3%	11.8%
% of FP17s for the same patient ID Re-attending within 3 months - Adults	7	32	21.9%	13.9%	15.3%	15.6%
% of FP17s for the same patient ID Re-attending between 3 & 9 months - Children	467	815	57.3%	59.6%	61.1%	58.8%
% of FP17s for the same patient ID Re-attending between 3 & 9 months - Adults	18	32	56.3%	50.6%	52.4%	51.0%
% of FP17s for Band 1 Urgent Courses	31	720	4.3%	10.0%	9.5%	9.0%
% of FP17s Relating to Free Repair or Replacements	1	720	0.1%	0.9%	0.7%	0.8%
% of FP17s Relating to Continuations	7	720	1.0%	1.0%	0.8%	0.9%
% of Patients satisfied with the dentistry they have received	0	0	N/A	93.6%	93.1%	93.2%
% of Patients satisfied with the time they had to wait for an appointment	0	0	N/A	85.2%	87.8%	88.3%

* This is based on patients treated on this contract for their most recent course of treatment. Figures in italics indicate the base number of FP17s or Patient Questionnaire responses are less than 100. N/A is shown where the base number of responses is less than 10 during the period. % is calculated as Quantity/Base number*100

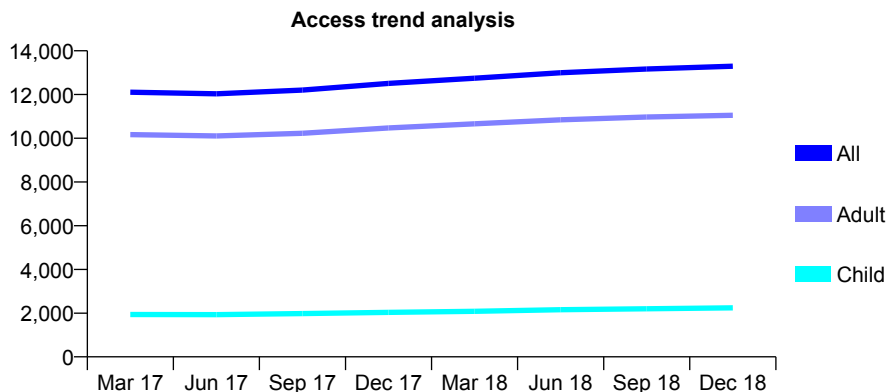
Q66 - Vital Signs At a Glance Contract Report for 116475/0001 - December 2018

Name or company name	T.Bellingan Ltd.
Contract type name	GDS Contract
Purpose of contract	General
Contract start date	01/06/2014
Contract end date	

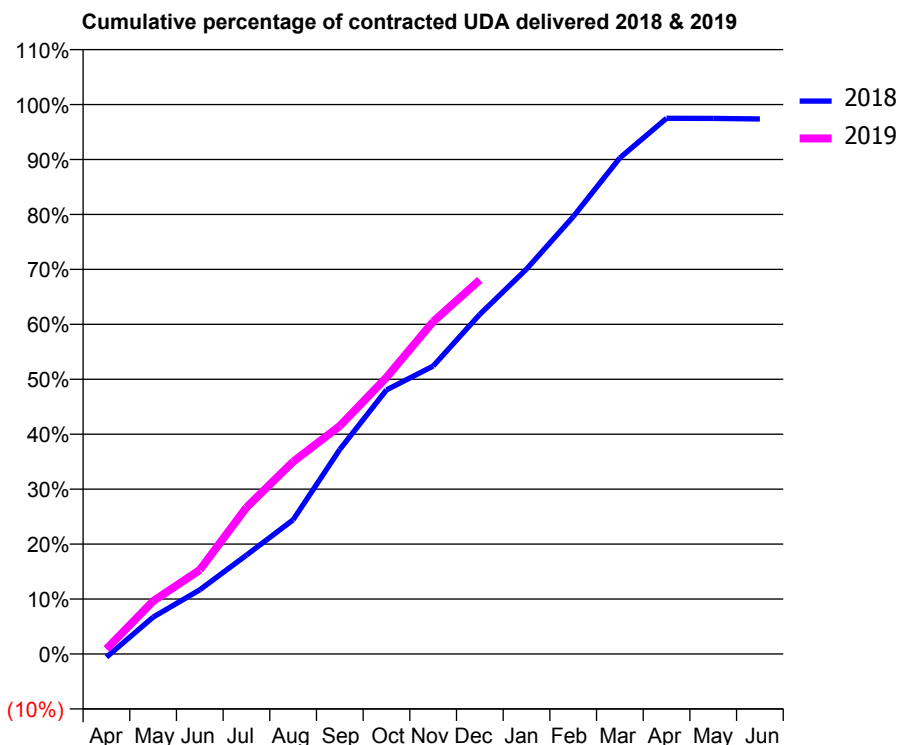
18/19 Contracted general activity (UDA)	38,126
Carry forward general activity (UDA)	256
18/19 Contracted orthodontic activity (UOA)	0
Carry forward orthodontic activity (UOA)	0
Baseline contract value	£1,016,984.06

ACCESS*

Patients seen in 24 months	Total	Change since previous quarter
Quarter ending December 2017	12,506	
Quarter ending March 2018	12,747	→
Quarter ending June 2018	12,999	→
Quarter ending September 2018	13,169	→
Quarter ending December 2018	13,294	→
Variance since December 2017	6.3%	↑



ACTIVITY



Month	Adjusted Scheduled Activity (UDA)	
	2018	2019
April	-226	344
May	2,556	3,671
June	4,452	5,837
July	6,859	10,174
August	9,312	13,342
September	14,194	15,824
October	18,325	19,194
November	19,984	23,064
December	23,570	25,952
January	26,709	
February	30,338	
March	34,422	
April	37,174	
May	37,164	
June	37,120	

QUALITY

	Quantity	Base Number	Contract	AT	Region	England
% of FP17s for the same patient ID Re-attending within 3 months - Children	138	2,630	5.2%	9.5%	11.3%	11.8%
% of FP17s for the same patient ID Re-attending within 3 months - Adults	916	10,270	8.9%	13.9%	15.3%	15.6%
% of FP17s for the same patient ID Re-attending between 3 & 9 months - Children	1,734	2,630	65.9%	59.6%	61.1%	58.8%
% of FP17s for the same patient ID Re-attending between 3 & 9 months - Adults	5,184	10,270	50.5%	50.6%	52.4%	51.0%
% of FP17s for Band 1 Urgent Courses	739	11,779	6.3%	10.0%	9.5%	9.0%
% of FP17s Relating to Free Repair or Replacements	25	11,779	0.2%	0.9%	0.7%	0.8%
% of FP17s Relating to Continuations	49	11,779	0.4%	1.0%	0.8%	0.9%
% of Patients satisfied with the dentistry they have received	11	11	100.0%	93.6%	93.1%	93.2%
% of Patients satisfied with the time they had to wait for an appointment	9	11	81.8%	85.2%	87.8%	88.3%

* This is based on patients treated on this contract for their most recent course of treatment. Figures in italics indicate the base number of FP17s or Patient Questionnaire responses are less than 100. N/A is shown where the base number of responses is less than 10 during the period. % is calculated as Quantity/Base number*100

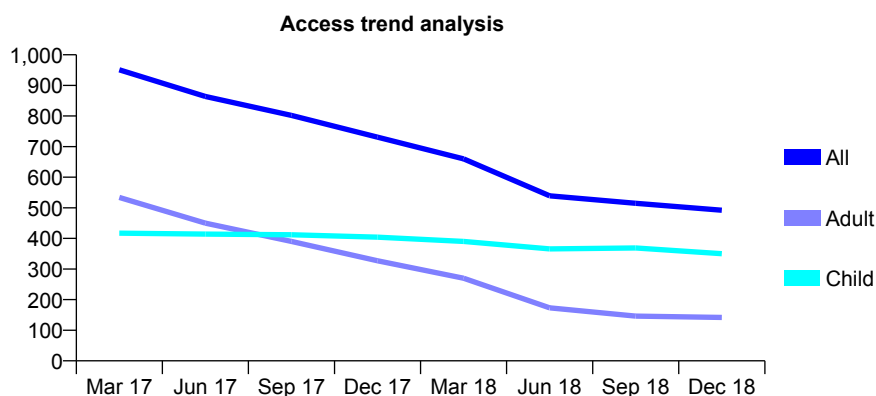
Q66 - Vital Signs At a Glance Contract Report for 116629/0001 - December 2018

Name or company name	Olivelle Holdings Limited
Contract type name	GDS Contract
Purpose of contract	General
Contract start date	01/04/2011
Contract end date	

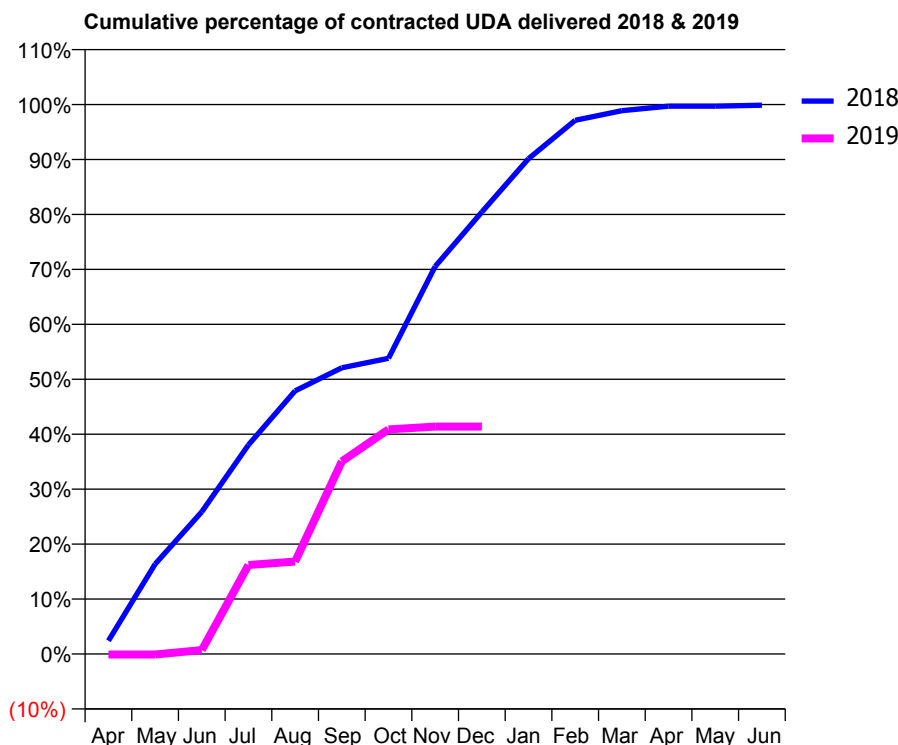
18/19 Contracted general activity (UDA)	1,000
Carry forward general activity (UDA)	1
18/19 Contracted orthodontic activity (UOA)	0
Carry forward orthodontic activity (UOA)	0
Baseline contract value	£29,677.65

ACCESS*

Patients seen in 24 months	Total	Change since previous quarter
Quarter ending December 2017	731	
Quarter ending March 2018	660	↓
Quarter ending June 2018	539	↓
Quarter ending September 2018	515	↓
Quarter ending December 2018	492	↓
Variance since December 2017	(32.7%)	↓



ACTIVITY



Month	Adjusted Scheduled Activity (UDA)	
	2018	2019
April	24	-1
May	164	-1
June	259	7
July	381	162
August	479	168
September	521	351
October	538	409
November	705	414
December	804	414
January	901	
February	971	
March	989	
April	997	
May	997	
June	999	

QUALITY

	Quantity	Base Number	Contract	AT	Region	England
% of FP17s for the same patient ID Re-attending within 3 months - Children	6	275	2.2%	9.5%	11.3%	11.8%
% of FP17s for the same patient ID Re-attending within 3 months - Adults	2	55	3.6%	13.9%	15.3%	15.6%
% of FP17s for the same patient ID Re-attending between 3 & 9 months - Children	186	275	67.6%	59.6%	61.1%	58.8%
% of FP17s for the same patient ID Re-attending between 3 & 9 months - Adults	29	55	52.7%	50.6%	52.4%	51.0%
% of FP17s for Band 1 Urgent Courses	9	284	3.2%	10.0%	9.5%	9.0%
% of FP17s Relating to Free Repair or Replacements	0	284	0.0%	0.9%	0.7%	0.8%
% of FP17s Relating to Continuations	0	284	0.0%	1.0%	0.8%	0.9%
% of Patients satisfied with the dentistry they have received	0	0	N/A	93.6%	93.1%	93.2%
% of Patients satisfied with the time they had to wait for an appointment	0	0	N/A	85.2%	87.8%	88.3%

* This is based on patients treated on this contract for their most recent course of treatment. Figures in italics indicate the base number of FP17s or Patient Questionnaire responses are less than 100. N/A is shown where the base number of responses is less than 10 during the period. % is calculated as Quantity/Base number*100

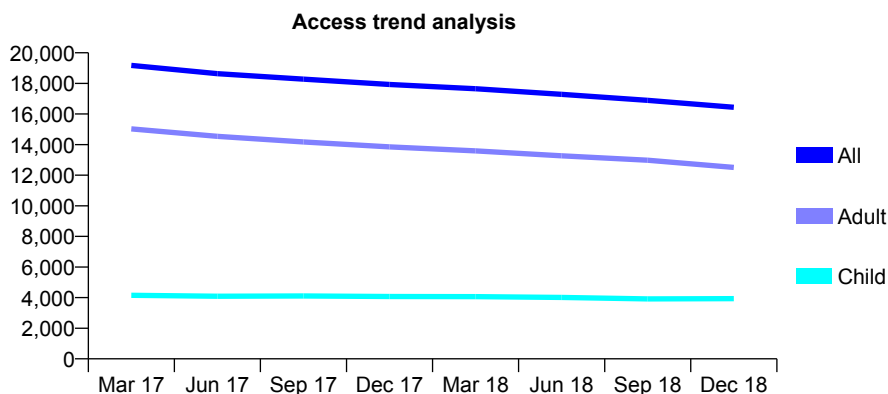
Q66 - Vital Signs At a Glance Contract Report for 118370/0001 - December 2018

Name or company name	Mainstone Health Ltd
Contract type name	GDS Contract
Purpose of contract	General
Contract start date	01/04/2008
Contract end date	

18/19 Contracted general activity (UDA)	34,350
Carry forward general activity (UDA)	0
18/19 Contracted orthodontic activity (UOA)	0
Carry forward orthodontic activity (UOA)	0
Baseline contract value	£930,102.77

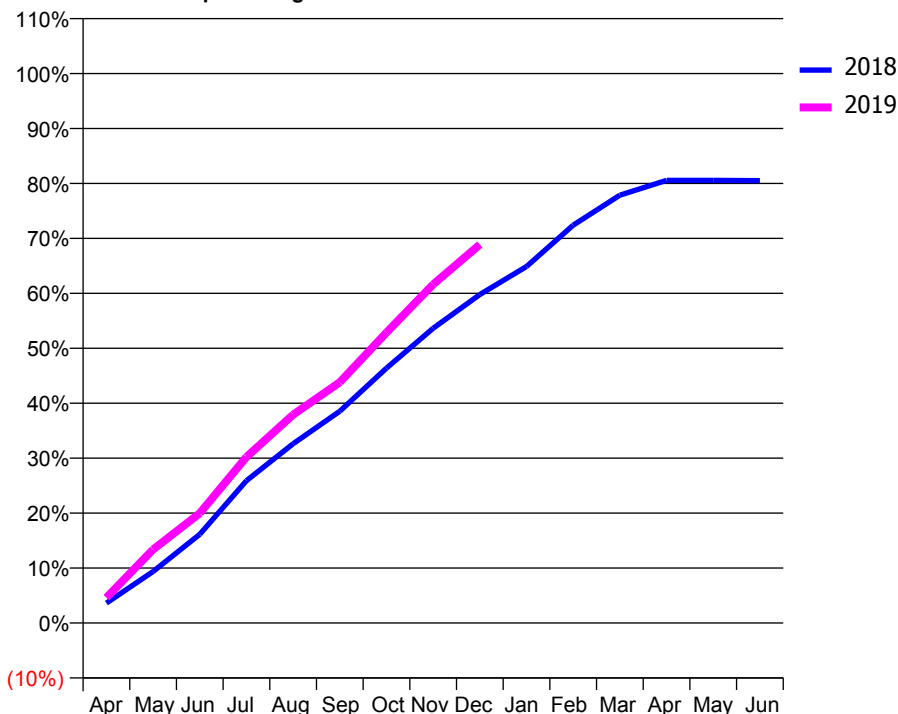
ACCESS*

Patients seen in 24 months	Total	Change since previous quarter
Quarter ending December 2017	17,928	
Quarter ending March 2018	17,655	↓
Quarter ending June 2018	17,285	↓
Quarter ending September 2018	16,893	↓
Quarter ending December 2018	16,442	↓
Variance since December 2017	(8.3%)	↓



ACTIVITY

Cumulative percentage of contracted UDA delivered 2018 & 2019



Month	Adjusted Scheduled Activity (UDA)	
	2018	2019
April	1,760	1,587
May	4,548	4,596
June	7,846	6,867
July	12,573	10,382
August	15,841	13,025
September	18,720	15,049
October	22,525	18,159
November	26,046	21,165
December	29,021	23,659
January	31,503	
February	35,150	
March	37,797	
April	39,110	
May	39,106	
June	39,091	

QUALITY

	Quantity	Base Number	Contract	AT	Region	England
% of FP17s for the same patient ID Re-attending within 3 months - Children	130	3,426	3.8%	9.5%	11.3%	11.8%
% of FP17s for the same patient ID Re-attending within 3 months - Adults	698	8,542	8.2%	13.9%	15.3%	15.6%
% of FP17s for the same patient ID Re-attending between 3 & 9 months - Children	1,752	3,426	51.1%	59.6%	61.1%	58.8%
% of FP17s for the same patient ID Re-attending between 3 & 9 months - Adults	2,274	8,542	26.6%	50.6%	52.4%	51.0%
% of FP17s for Band 1 Urgent Courses	775	11,458	6.8%	10.0%	9.5%	9.0%
% of FP17s Relating to Free Repair or Replacements	62	11,458	0.5%	0.9%	0.7%	0.8%
% of FP17s Relating to Continuations	126	11,458	1.1%	1.0%	0.8%	0.9%
% of Patients satisfied with the dentistry they have received	17	20	85.0%	93.6%	93.1%	93.2%
% of Patients satisfied with the time they had to wait for an appointment	16	20	80.0%	85.2%	87.8%	88.3%

* This is based on patients treated on this contract for their most recent course of treatment. Figures in italics indicate the base number of FP17s or Patient Questionnaire responses are less than 100. N/A is shown where the base number of responses is less than 10 during the period. % is calculated as Quantity/Base number*100

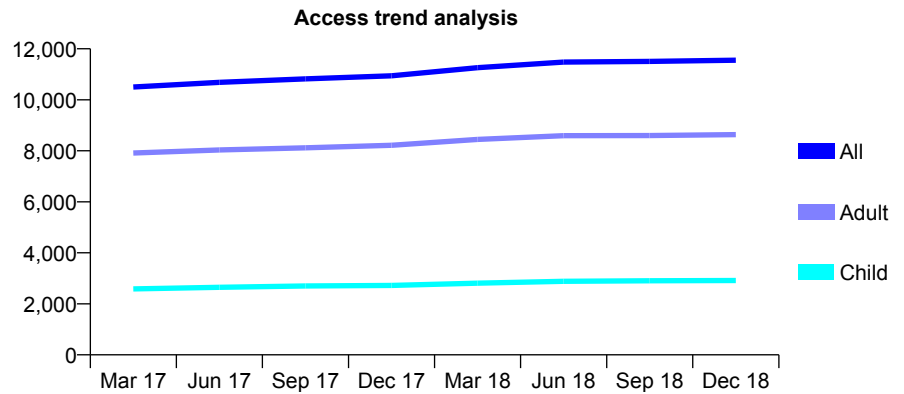
Q66 - Vital Signs At a Glance Contract Report for 121037/0001 - December 2018

Name or company name	Pinhoe Dental Centre Limited
Contract type name	GDS Contract
Purpose of contract	General
Contract start date	01/05/2010
Contract end date	

18/19 Contracted general activity (UDA)	32,142
Carry forward general activity (UDA)	3,060
18/19 Contracted orthodontic activity (UOA)	0
Carry forward orthodontic activity (UOA)	0
Baseline contract value	£1,154,338.39

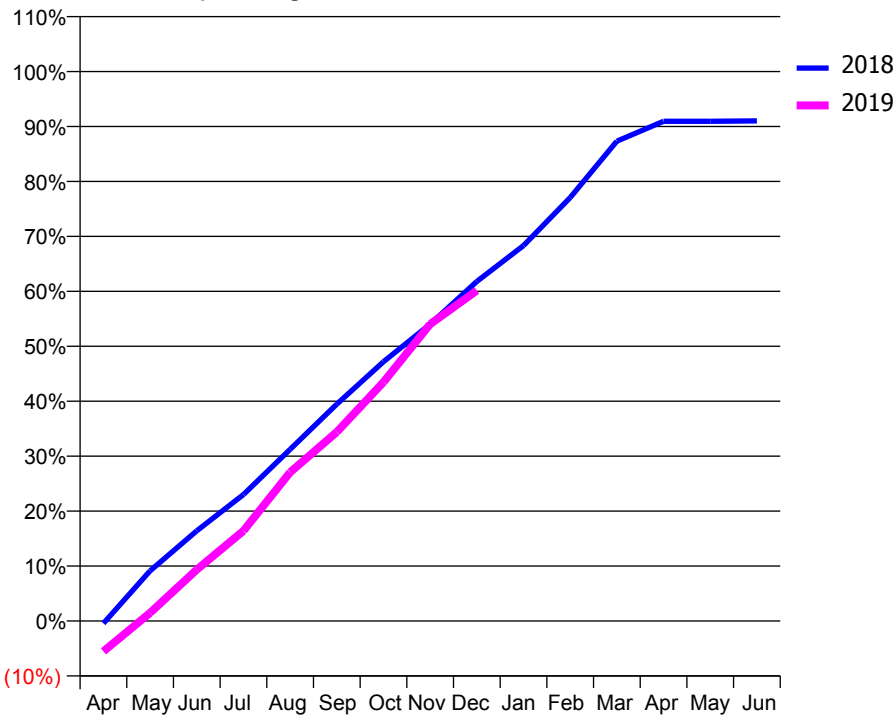
ACCESS*

Patients seen in 24 months	Total	Change since previous quarter
Quarter ending December 2017	10,941	
Quarter ending March 2018	11,259	↑
Quarter ending June 2018	11,478	→
Quarter ending September 2018	11,506	→
Quarter ending December 2018	11,551	→
Variance since December 2017	5.6%	↑



ACTIVITY

Cumulative percentage of contracted UDA delivered 2018 & 2019



Month	Adjusted Scheduled Activity (UDA)	
	2018	2019
April	-153	-1,783
May	3,112	477
June	5,595	3,010
July	7,844	5,274
August	10,642	8,703
September	13,445	11,053
October	16,072	13,974
November	18,405	17,367
December	21,054	19,331
January	23,273	
February	26,252	
March	29,743	
April	30,975	
May	30,980	
June	31,003	

QUALITY

	Quantity	Base Number	Contract	AT	Region	England
% of FP17s for the same patient ID Re-attending within 3 months - Children	259	3,433	7.5%	9.5%	11.3%	11.8%
% of FP17s for the same patient ID Re-attending within 3 months - Adults	1,173	8,833	13.3%	13.9%	15.3%	15.6%
% of FP17s for the same patient ID Re-attending between 3 & 9 months - Children	2,184	3,433	63.6%	59.6%	61.1%	58.8%
% of FP17s for the same patient ID Re-attending between 3 & 9 months - Adults	4,674	8,833	52.9%	50.6%	52.4%	51.0%
% of FP17s for Band 1 Urgent Courses	1,161	11,686	9.9%	10.0%	9.5%	9.0%
% of FP17s Relating to Free Repair or Replacements	75	11,686	0.6%	0.9%	0.7%	0.8%
% of FP17s Relating to Continuations	99	11,686	0.8%	1.0%	0.8%	0.9%
% of Patients satisfied with the dentistry they have received	4	4	N/A	93.6%	93.1%	93.2%
% of Patients satisfied with the time they had to wait for an appointment	4	4	N/A	85.2%	87.8%	88.3%

* This is based on patients treated on this contract for their most recent course of treatment. Figures in italics indicate the base number of FP17s or Patient Questionnaire responses are less than 100. N/A is shown where the base number of responses is less than 10 during the period. % is calculated as Quantity/Base number*100

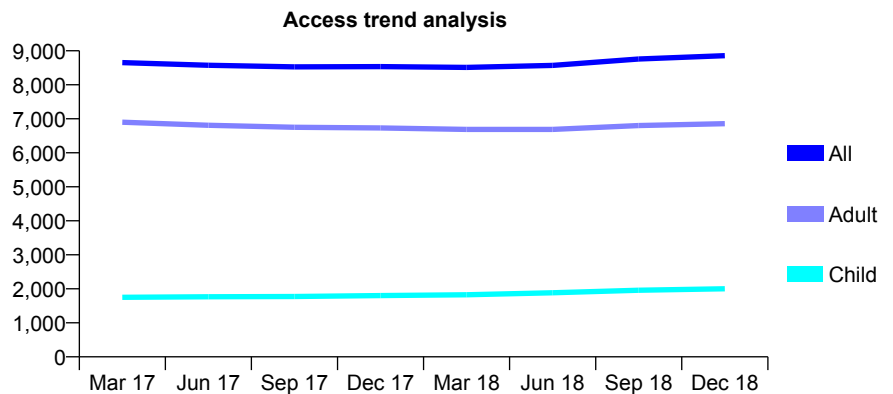
Q66 - Vital Signs At a Glance Contract Report for 121231/0001 - December 2018

Name or company name	Wadebridge Dental Care LTD
Contract type name	GDS Contract
Purpose of contract	General
Contract start date	05/11/2012
Contract end date	

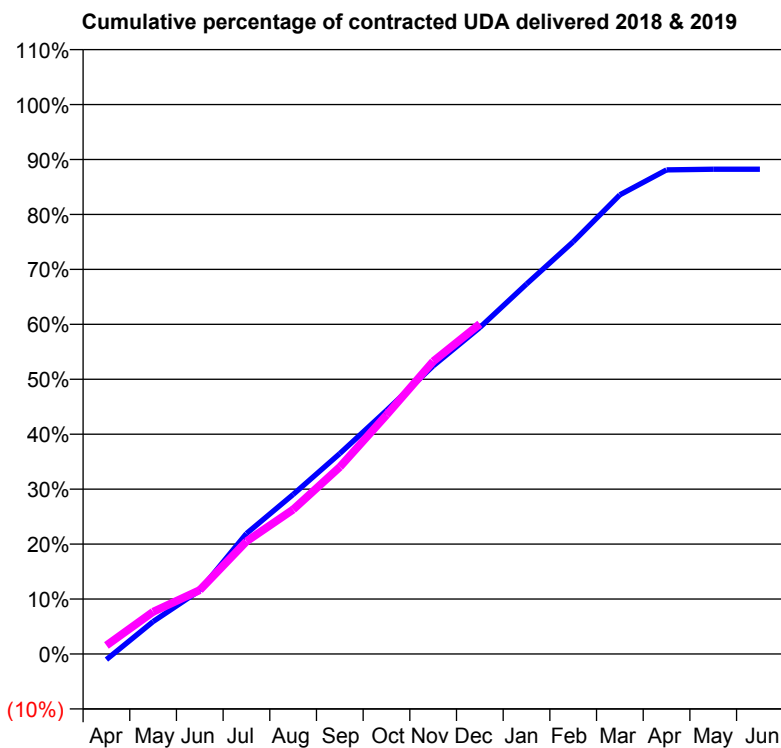
18/19 Contracted general activity (UDA)	32,867
Carry forward general activity (UDA)	912
18/19 Contracted orthodontic activity (UOA)	0
Carry forward orthodontic activity (UOA)	0
Baseline contract value	£789,688.34

ACCESS*

Patients seen in 24 months	Total	Change since previous quarter
Quarter ending December 2017	8,534	
Quarter ending March 2018	8,513	→
Quarter ending June 2018	8,571	→
Quarter ending September 2018	8,760	↑
Quarter ending December 2018	8,858	→
Variance since December 2017	3.8%	↑



ACTIVITY



Month	Adjusted Scheduled Activity (UDA)	
	2018	2019
April	-288	511
May	1,659	2,526
June	3,251	3,823
July	6,149	6,733
August	8,146	8,638
September	10,236	11,189
October	12,437	14,295
November	14,705	17,503
December	16,665	19,743
January	18,890	
February	21,045	
March	23,439	
April	24,717	
May	24,746	
June	24,746	

QUALITY

	Quantity	Base Number	Contract	AT	Region	England
% of FP17s for the same patient ID Re-attending within 3 months - Children	228	2,933	7.8%	9.5%	11.3%	11.8%
% of FP17s for the same patient ID Re-attending within 3 months - Adults	1,361	8,785	15.5%	13.9%	15.3%	15.6%
% of FP17s for the same patient ID Re-attending between 3 & 9 months - Children	2,013	2,933	68.6%	59.6%	61.1%	58.8%
% of FP17s for the same patient ID Re-attending between 3 & 9 months - Adults	5,252	8,785	59.8%	50.6%	52.4%	51.0%
% of FP17s for Band 1 Urgent Courses	655	10,073	6.5%	10.0%	9.5%	9.0%
% of FP17s Relating to Free Repair or Replacements	116	10,073	1.2%	0.9%	0.7%	0.8%
% of FP17s Relating to Continuations	302	10,073	3.0%	1.0%	0.8%	0.9%
% of Patients satisfied with the dentistry they have received	3	3	N/A	93.6%	93.1%	93.2%
% of Patients satisfied with the time they had to wait for an appointment	2	3	N/A	85.2%	87.8%	88.3%

* This is based on patients treated on this contract for their most recent course of treatment. Figures in italics indicate the base number of FP17s or Patient Questionnaire responses are less than 100. N/A is shown where the base number of responses is less than 10 during the period. % is calculated as Quantity/Base number*100

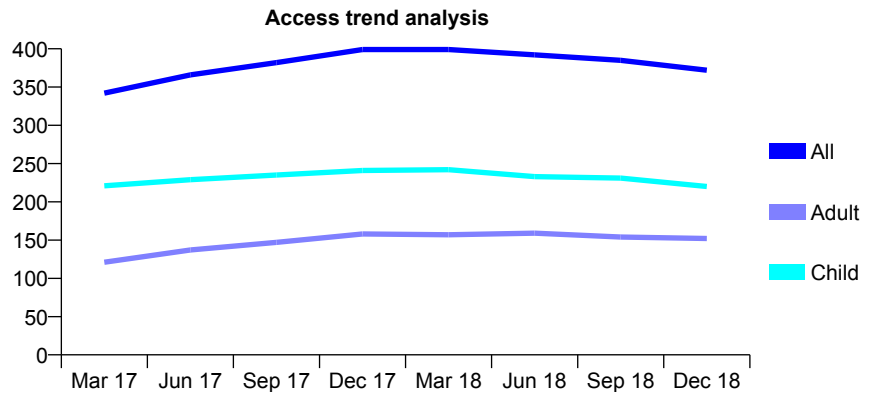
Q66 - Vital Signs At a Glance Contract Report for 122548/0001 - December 2018

Name or company name	Juliette Moor
Contract type name	GDS Contract
Purpose of contract	General
Contract start date	01/01/2016
Contract end date	

18/19 Contracted general activity (UDA)	800
Carry forward general activity (UDA)	-5
18/19 Contracted orthodontic activity (UOA)	0
Carry forward orthodontic activity (UOA)	0
Baseline contract value	£17,674.31

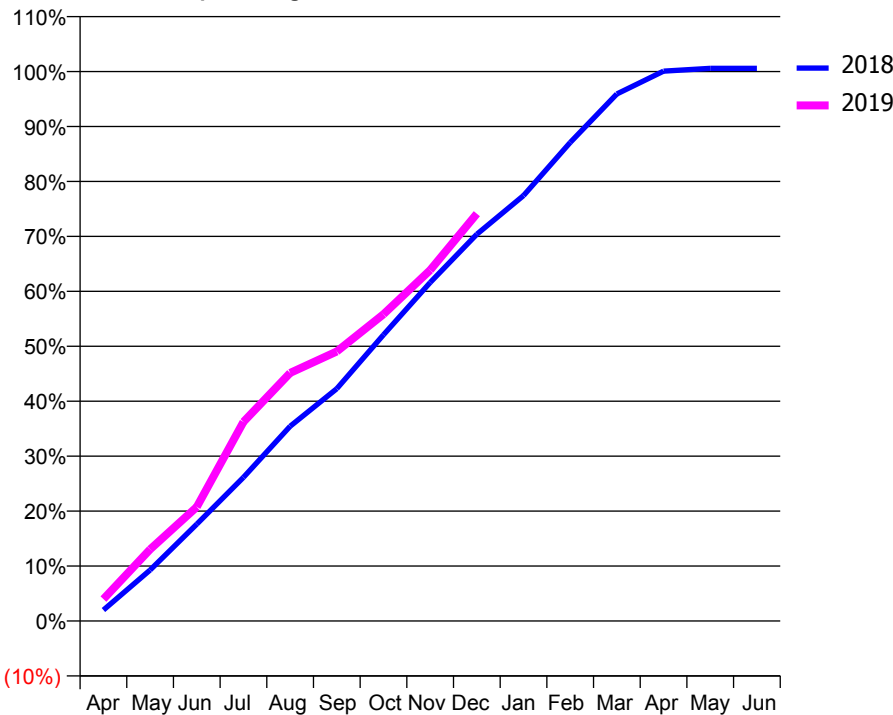
ACCESS*

Patients seen in 24 months	Total	Change since previous quarter
Quarter ending December 2017	399	
Quarter ending March 2018	399	→
Quarter ending June 2018	392	↓
Quarter ending September 2018	385	↓
Quarter ending December 2018	372	↓
Variance since December 2017	(6.8%)	↓



ACTIVITY

Cumulative percentage of contracted UDA delivered 2018 & 2019



Month	Adjusted Scheduled Activity (UDA)	
	2018	2019
April	16	32
May	74	104
June	141	166
July	209	290
August	284	361
September	338	392
October	417	447
November	493	511
December	563	593
January	619	
February	697	
March	767	
April	801	
May	805	
June	805	

QUALITY

	Quantity	Base Number	Contract	AT	Region	England
% of FP17s for the same patient ID Re-attending within 3 months - Children	7	260	2.7%	9.5%	11.3%	11.8%
% of FP17s for the same patient ID Re-attending within 3 months - Adults	5	134	3.7%	13.9%	15.3%	15.6%
% of FP17s for the same patient ID Re-attending between 3 & 9 months - Children	189	260	72.7%	59.6%	61.1%	58.8%
% of FP17s for the same patient ID Re-attending between 3 & 9 months - Adults	73	134	54.5%	50.6%	52.4%	51.0%
% of FP17s for Band 1 Urgent Courses	15	372	4.0%	10.0%	9.5%	9.0%
% of FP17s Relating to Free Repair or Replacements	0	372	0.0%	0.9%	0.7%	0.8%
% of FP17s Relating to Continuations	0	372	0.0%	1.0%	0.8%	0.9%
% of Patients satisfied with the dentistry they have received	0	0	N/A	93.6%	93.1%	93.2%
% of Patients satisfied with the time they had to wait for an appointment	0	0	N/A	85.2%	87.8%	88.3%

* This is based on patients treated on this contract for their most recent course of treatment. Figures in italics indicate the base number of FP17s or Patient Questionnaire responses are less than 100. N/A is shown where the base number of responses is less than 10 during the period. % is calculated as Quantity/Base number*100

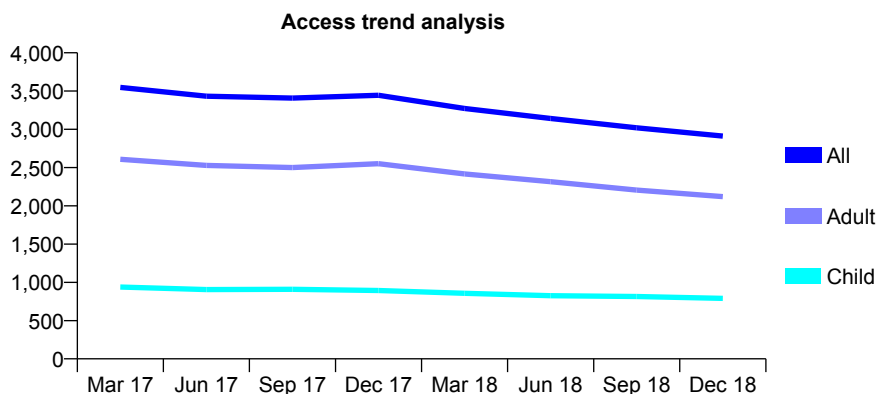
Q66 - Vital Signs At a Glance Contract Report for 124362/0001 - December 2018

Name or company name	Dental Dimensions
Contract type name	GDS Contract
Purpose of contract	General
Contract start date	01/02/2009
Contract end date	

18/19 Contracted general activity (UDA)	15,000
Carry forward general activity (UDA)	0
18/19 Contracted orthodontic activity (UOA)	0
Carry forward orthodontic activity (UOA)	0
Baseline contract value	£364,734.55

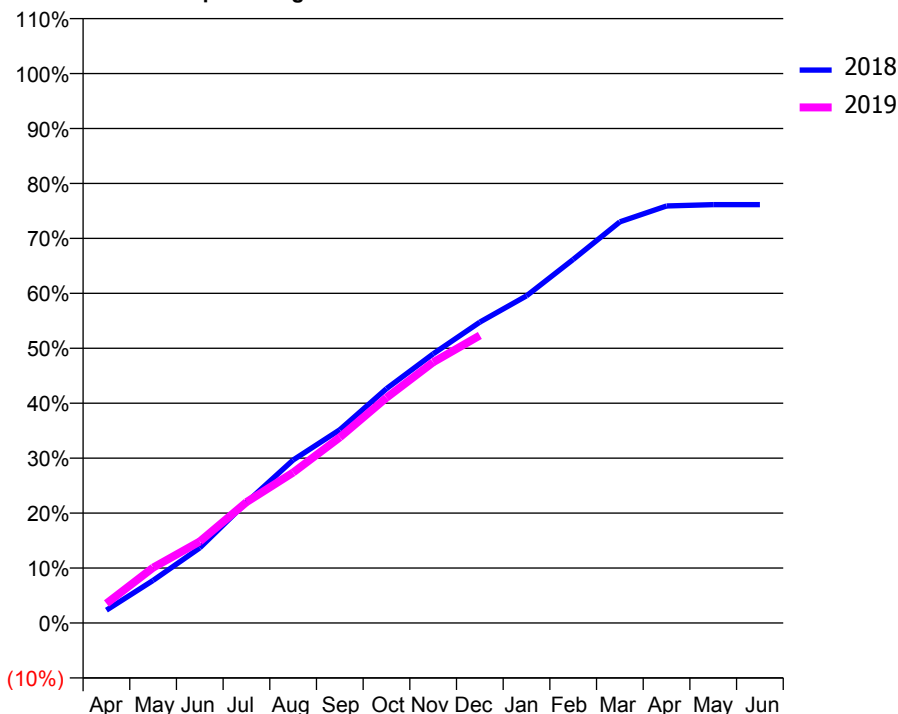
ACCESS*

Patients seen in 24 months	Total	Change since previous quarter
Quarter ending December 2017	3,445	
Quarter ending March 2018	3,273	↓
Quarter ending June 2018	3,141	↓
Quarter ending September 2018	3,020	↓
Quarter ending December 2018	2,911	↓
Variance since December 2017	(15.5%)	↓



ACTIVITY

Cumulative percentage of contracted UDA delivered 2018 & 2019



Month	Adjusted Scheduled Activity (UDA)	
	2018	2019
April	352	532
May	1,163	1,512
June	2,050	2,226
July	3,292	3,299
August	4,449	4,109
September	5,278	5,070
October	6,397	6,149
November	7,346	7,118
December	8,213	7,850
January	8,930	
February	9,924	
March	10,950	
April	11,384	
May	11,420	
June	11,420	

QUALITY

	Quantity	Base Number	Contract	AT	Region	England
% of FP17s for the same patient ID Re-attending within 3 months - Children	64	826	7.7%	9.5%	11.3%	11.8%
% of FP17s for the same patient ID Re-attending within 3 months - Adults	592	2,516	23.5%	13.9%	15.3%	15.6%
% of FP17s for the same patient ID Re-attending between 3 & 9 months - Children	499	826	60.4%	59.6%	61.1%	58.8%
% of FP17s for the same patient ID Re-attending between 3 & 9 months - Adults	1,448	2,516	57.6%	50.6%	52.4%	51.0%
% of FP17s for Band 1 Urgent Courses	161	3,201	5.0%	10.0%	9.5%	9.0%
% of FP17s Relating to Free Repair or Replacements	8	3,201	0.2%	0.9%	0.7%	0.8%
% of FP17s Relating to Continuations	114	3,201	3.6%	1.0%	0.8%	0.9%
% of Patients satisfied with the dentistry they have received	1	1	N/A	93.6%	93.1%	93.2%
% of Patients satisfied with the time they had to wait for an appointment	1	1	N/A	85.2%	87.8%	88.3%

* This is based on patients treated on this contract for their most recent course of treatment. Figures in italics indicate the base number of FP17s or Patient Questionnaire responses are less than 100. N/A is shown where the base number of responses is less than 10 during the period. % is calculated as Quantity/Base number*100

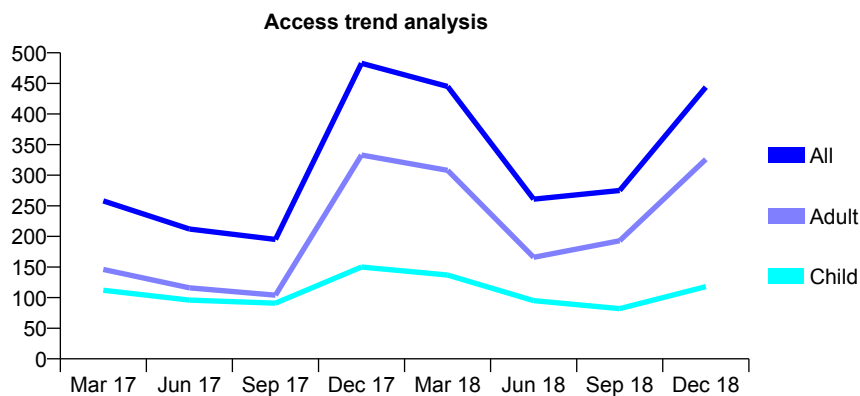
Q66 - Vital Signs At a Glance Contract Report for 125776/0009 - December 2018

Name or company name	Apex Dental Care Ltd
Contract type name	GDS Contract
Purpose of contract	General
Contract start date	01/08/2010
Contract end date	

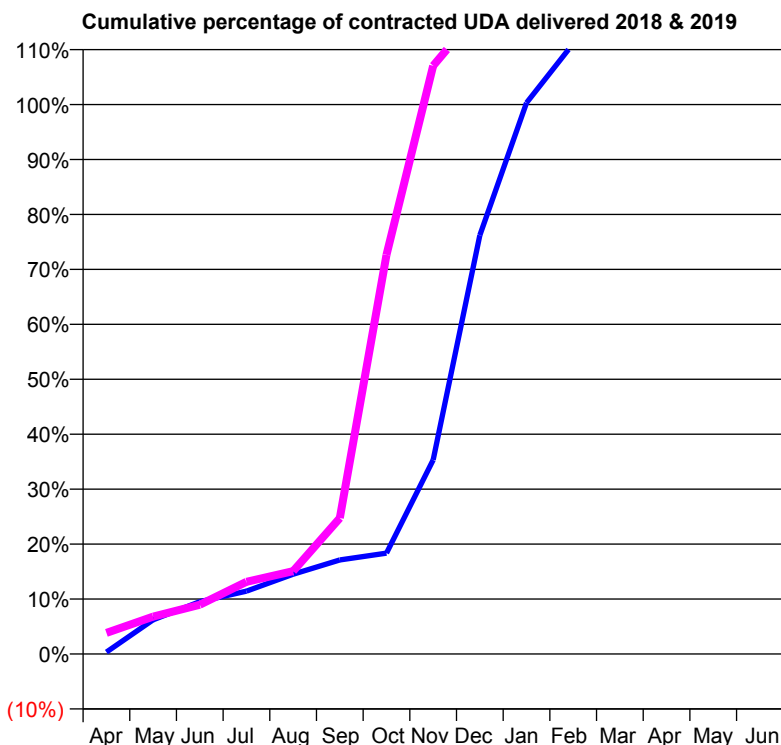
18/19 Contracted general activity (UDA)	882
Carry forward general activity (UDA)	-18
18/19 Contracted orthodontic activity (UOA)	0
Carry forward orthodontic activity (UOA)	0
Baseline contract value	£21,233.41

ACCESS*

Patients seen in 24 months	Total	Change since previous quarter
Quarter ending December 2017	483	
Quarter ending March 2018	445	↓
Quarter ending June 2018	261	↓
Quarter ending September 2018	275	↑
Quarter ending December 2018	444	↑
Variance since December 2017	(8.1%)	↓



ACTIVITY



Month	Adjusted Scheduled Activity (UDA)	
	2018	2019
April	3	34
May	55	60
June	84	79
July	101	116
August	128	133
September	151	218
October	162	641
November	312	944
December	672	1,032
January	885	
February	980	
March	1,034	
April	1,040	
May	1,040	
June	1,040	

QUALITY

	Quantity	Base Number	Contract	AT	Region	England
% of FP17s for the same patient ID Re-attending within 3 months - Children	5	128	3.9%	9.5%	11.3%	11.8%
% of FP17s for the same patient ID Re-attending within 3 months - Adults	18	362	5.0%	13.9%	15.3%	15.6%
% of FP17s for the same patient ID Re-attending between 3 & 9 months - Children	53	128	41.4%	59.6%	61.1%	58.8%
% of FP17s for the same patient ID Re-attending between 3 & 9 months - Adults	25	362	6.9%	50.6%	52.4%	51.0%
% of FP17s for Band 1 Urgent Courses	46	486	9.5%	10.0%	9.5%	9.0%
% of FP17s Relating to Free Repair or Replacements	5	486	1.0%	0.9%	0.7%	0.8%
% of FP17s Relating to Continuations	6	486	1.2%	1.0%	0.8%	0.9%
% of Patients satisfied with the dentistry they have received	0	0	N/A	93.6%	93.1%	93.2%
% of Patients satisfied with the time they had to wait for an appointment	0	0	N/A	85.2%	87.8%	88.3%

* This is based on patients treated on this contract for their most recent course of treatment. Figures in italics indicate the base number of FP17s or Patient Questionnaire responses are less than 100. N/A is shown where the base number of responses is less than 10 during the period. % is calculated as Quantity/Base number*100

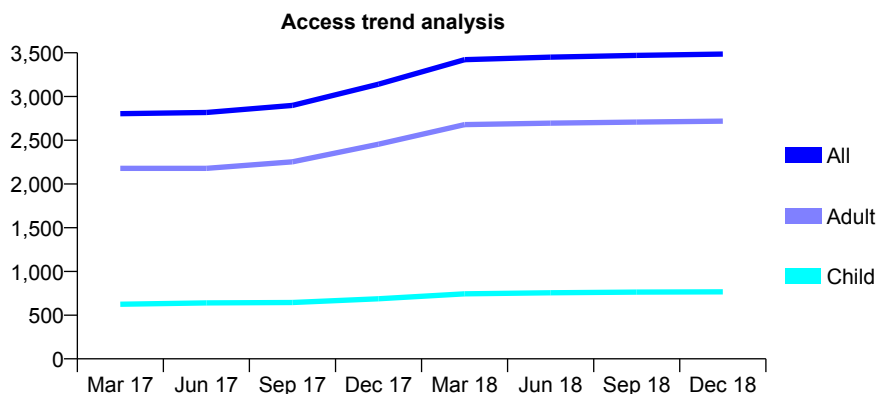
Q66 - Vital Signs At a Glance Contract Report for 126713/0001 - December 2018

Name or company name	CASTLE HILL DENTAL PRACTICE LIMITE
Contract type name	GDS Contract
Purpose of contract	General
Contract start date	01/04/2011
Contract end date	

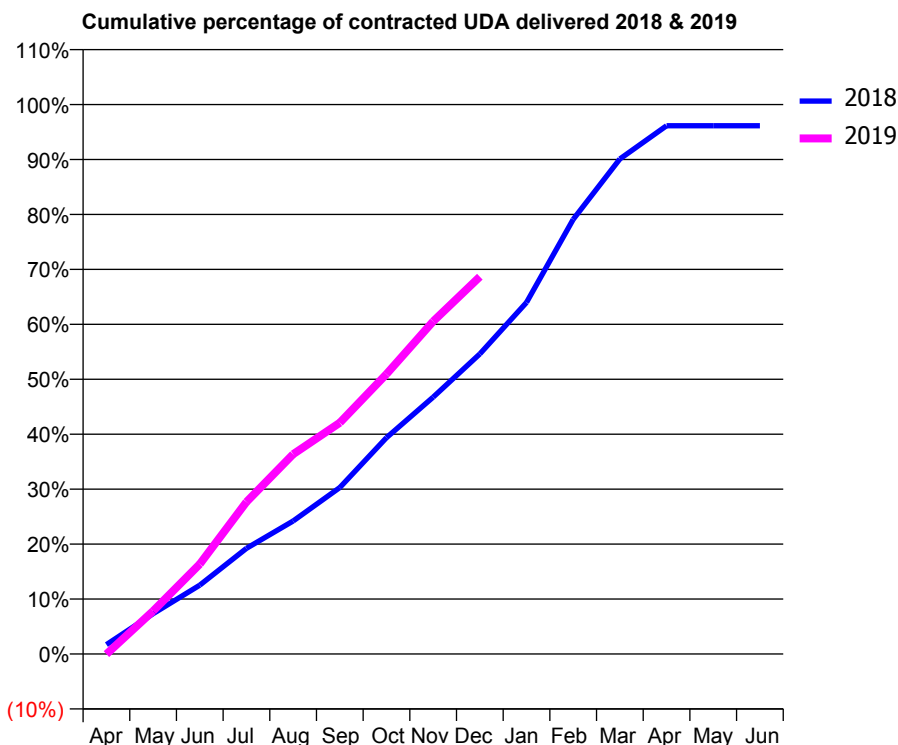
18/19 Contracted general activity (UDA)	10,118
Carry forward general activity (UDA)	391
18/19 Contracted orthodontic activity (UOA)	0
Carry forward orthodontic activity (UOA)	0
Baseline contract value	£275,426.38

ACCESS*

Patients seen in 24 months	Total	Change since previous quarter
Quarter ending December 2017	3,141	
Quarter ending March 2018	3,422	↑
Quarter ending June 2018	3,450	→
Quarter ending September 2018	3,471	→
Quarter ending December 2018	3,486	→
Variance since December 2017	11.0%	↑



ACTIVITY



Month	Adjusted Scheduled Activity (UDA)	
	2018	2019
April	173	-4
May	743	791
June	1,267	1,656
July	1,945	2,801
August	2,450	3,679
September	3,066	4,258
October	3,983	5,154
November	4,729	6,125
December	5,526	6,947
January	6,474	
February	8,003	
March	9,116	
April	9,727	
May	9,727	
June	9,727	

QUALITY

	Quantity	Base Number	Contract	AT	Region	England
% of FP17s for the same patient ID Re-attending within 3 months - Children	28	836	3.3%	9.5%	11.3%	11.8%
% of FP17s for the same patient ID Re-attending within 3 months - Adults	356	2,858	12.5%	13.9%	15.3%	15.6%
% of FP17s for the same patient ID Re-attending between 3 & 9 months - Children	544	836	65.1%	59.6%	61.1%	58.8%
% of FP17s for the same patient ID Re-attending between 3 & 9 months - Adults	1,555	2,858	54.4%	50.6%	52.4%	51.0%
% of FP17s for Band 1 Urgent Courses	187	3,485	5.4%	10.0%	9.5%	9.0%
% of FP17s Relating to Free Repair or Replacements	18	3,485	0.5%	0.9%	0.7%	0.8%
% of FP17s Relating to Continuations	37	3,485	1.1%	1.0%	0.8%	0.9%
% of Patients satisfied with the dentistry they have received	5	5	N/A	93.6%	93.1%	93.2%
% of Patients satisfied with the time they had to wait for an appointment	5	5	N/A	85.2%	87.8%	88.3%

* This is based on patients treated on this contract for their most recent course of treatment. Figures in italics indicate the base number of FP17s or Patient Questionnaire responses are less than 100. N/A is shown where the base number of responses is less than 10 during the period. % is calculated as Quantity/Base number*100

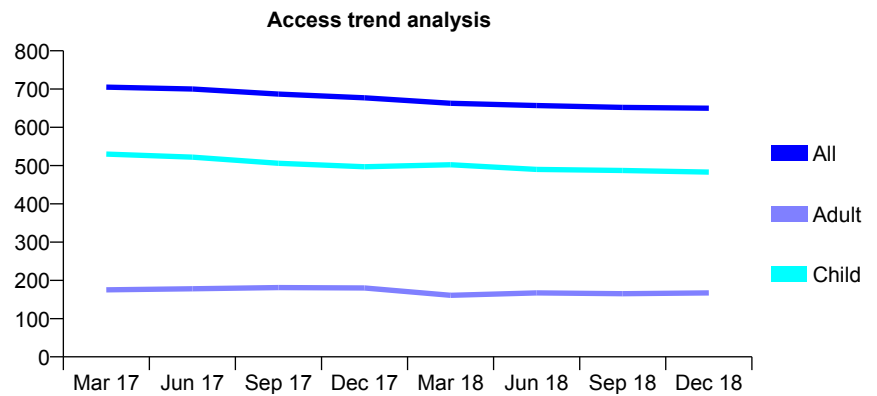
Q66 - Vital Signs At a Glance Contract Report for 127310/0001 - December 2018

Name or company name	Green Room Dentistry
Contract type name	GDS Contract
Purpose of contract	General
Contract start date	01/01/2015
Contract end date	

18/19 Contracted general activity (UDA)	1,718
Carry forward general activity (UDA)	59
18/19 Contracted orthodontic activity (UOA)	0
Carry forward orthodontic activity (UOA)	0
Baseline contract value	£45,855.26

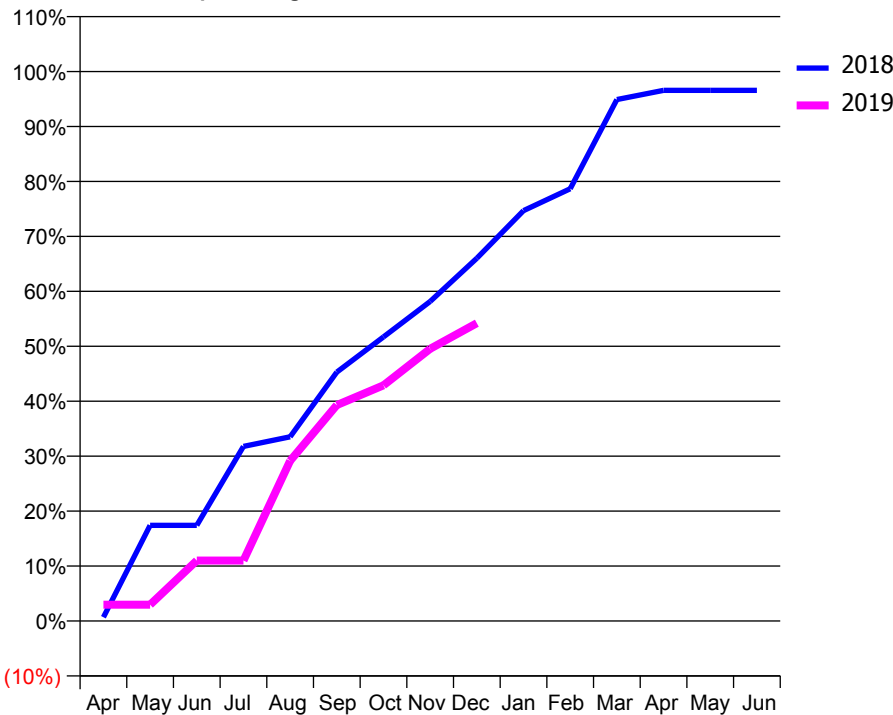
ACCESS*

Patients seen in 24 months	Total	Change since previous quarter
Quarter ending December 2017	677	
Quarter ending March 2018	663	↓
Quarter ending June 2018	657	→
Quarter ending September 2018	652	→
Quarter ending December 2018	650	→
Variance since December 2017	(4.0%)	↓



ACTIVITY

Cumulative percentage of contracted UDA delivered 2018 & 2019



Month	Adjusted Scheduled Activity (UDA)	
	2018	2019
April	12	51
May	299	51
June	299	189
July	546	189
August	576	501
September	778	675
October	888	737
November	999	851
December	1,134	931
January	1,283	
February	1,351	
March	1,630	
April	1,659	
May	1,659	
June	1,659	

QUALITY

	Quantity	Base Number	Contract	AT	Region	England
% of FP17s for the same patient ID Re-attending within 3 months - Children	22	557	3.9%	9.5%	11.3%	11.8%
% of FP17s for the same patient ID Re-attending within 3 months - Adults	7	133	5.3%	13.9%	15.3%	15.6%
% of FP17s for the same patient ID Re-attending between 3 & 9 months - Children	424	557	76.1%	59.6%	61.1%	58.8%
% of FP17s for the same patient ID Re-attending between 3 & 9 months - Adults	94	133	70.7%	50.6%	52.4%	51.0%
% of FP17s for Band 1 Urgent Courses	0	677	0.0%	10.0%	9.5%	9.0%
% of FP17s Relating to Free Repair or Replacements	0	677	0.0%	0.9%	0.7%	0.8%
% of FP17s Relating to Continuations	0	677	0.0%	1.0%	0.8%	0.9%
% of Patients satisfied with the dentistry they have received	0	0	N/A	93.6%	93.1%	93.2%
% of Patients satisfied with the time they had to wait for an appointment	0	0	N/A	85.2%	87.8%	88.3%

* This is based on patients treated on this contract for their most recent course of treatment. Figures in italics indicate the base number of FP17s or Patient Questionnaire responses are less than 100. N/A is shown where the base number of responses is less than 10 during the period. % is calculated as Quantity/Base number*100

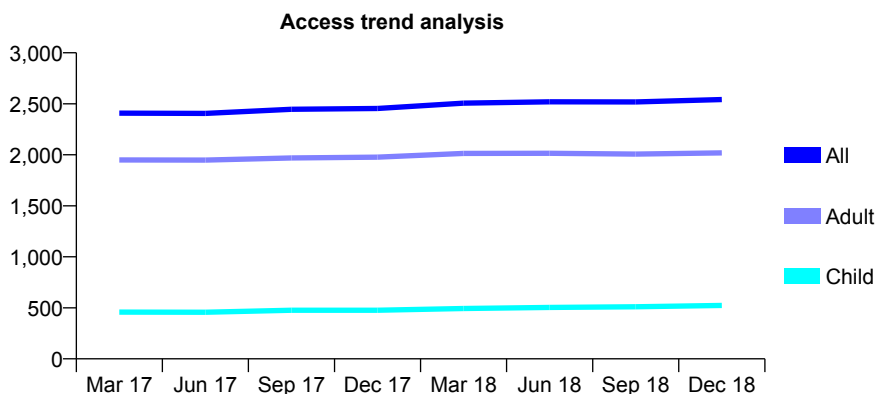
Q66 - Vital Signs At a Glance Contract Report for 127329/0001 - December 2018

Name or company name	Diplomat Devon Ltd
Contract type name	GDS Contract
Purpose of contract	General
Contract start date	06/12/2010
Contract end date	

18/19 Contracted general activity (UDA)	9,000
Carry forward general activity (UDA)	0
18/19 Contracted orthodontic activity (UOA)	0
Carry forward orthodontic activity (UOA)	0
Baseline contract value	£236,109.63

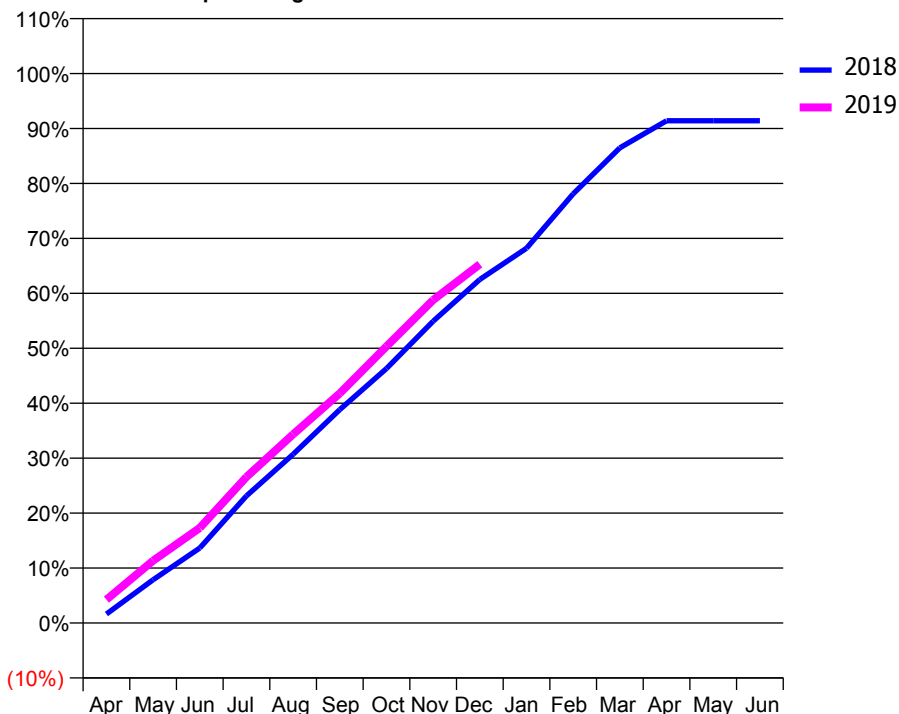
ACCESS*

Patients seen in 24 months	Total	Change since previous quarter
Quarter ending December 2017	2,454	
Quarter ending March 2018	2,507	↑
Quarter ending June 2018	2,519	→
Quarter ending September 2018	2,518	→
Quarter ending December 2018	2,542	→
Variance since December 2017	3.6%	↑



ACTIVITY

Cumulative percentage of contracted UDA delivered 2018 & 2019



Month	Adjusted Scheduled Activity (UDA)	
	2018	2019
April	147	384
May	709	1,021
June	1,230	1,558
July	2,083	2,392
August	2,764	3,090
September	3,496	3,762
October	4,169	4,530
November	4,943	5,290
December	5,627	5,876
January	6,139	
February	7,028	
March	7,782	
April	8,226	
May	8,226	
June	8,226	

QUALITY

	Quantity	Base Number	Contract	AT	Region	England
% of FP17s for the same patient ID Re-attending within 3 months - Children	50	598	8.4%	9.5%	11.3%	11.8%
% of FP17s for the same patient ID Re-attending within 3 months - Adults	437	2,559	17.1%	13.9%	15.3%	15.6%
% of FP17s for the same patient ID Re-attending between 3 & 9 months - Children	402	598	67.2%	59.6%	61.1%	58.8%
% of FP17s for the same patient ID Re-attending between 3 & 9 months - Adults	1,522	2,559	59.5%	50.6%	52.4%	51.0%
% of FP17s for Band 1 Urgent Courses	220	2,873	7.7%	10.0%	9.5%	9.0%
% of FP17s Relating to Free Repair or Replacements	16	2,873	0.6%	0.9%	0.7%	0.8%
% of FP17s Relating to Continuations	49	2,873	1.7%	1.0%	0.8%	0.9%
% of Patients satisfied with the dentistry they have received	3	3	N/A	93.6%	93.1%	93.2%
% of Patients satisfied with the time they had to wait for an appointment	3	3	N/A	85.2%	87.8%	88.3%

* This is based on patients treated on this contract for their most recent course of treatment. Figures in italics indicate the base number of FP17s or Patient Questionnaire responses are less than 100. N/A is shown where the base number of responses is less than 10 during the period. % is calculated as Quantity/Base number*100

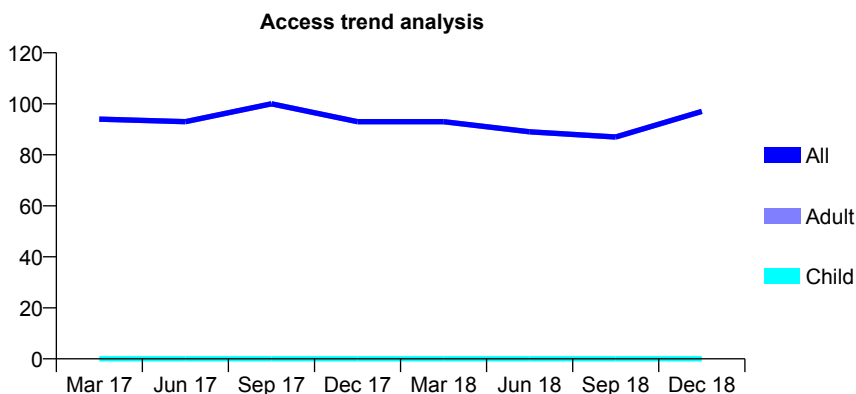
Q66 - Vital Signs At a Glance Contract Report for 127329/0002 - December 2018

Name or company name	Diplomat Devon Ltd
Contract type name	PDS Contract
Purpose of contract	General
Contract start date	01/10/2013
Contract end date	31/03/2022

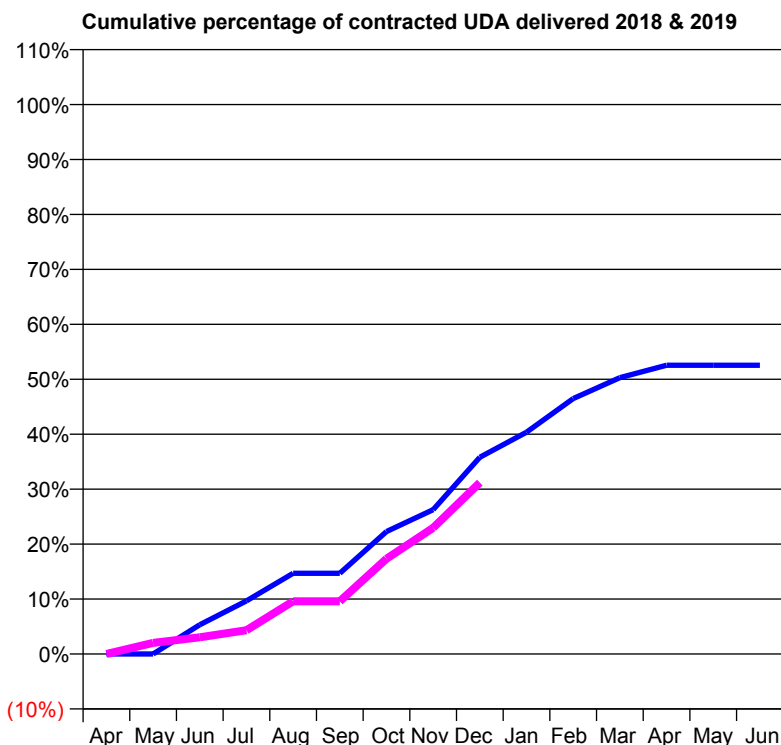
18/19 Contracted general activity (UDA)	540
Carry forward general activity (UDA)	0
18/19 Contracted orthodontic activity (UOA)	0
Carry forward orthodontic activity (UOA)	0
Baseline contract value	£15,940.07

ACCESS*

Patients seen in 24 months	Total	Change since previous quarter
Quarter ending December 2017	93	
Quarter ending March 2018	93	→
Quarter ending June 2018	89	↓
Quarter ending September 2018	87	↓
Quarter ending December 2018	97	↑
Variance since December 2017	4.3%	↑



ACTIVITY



Month	Adjusted Scheduled Activity (UDA)	
	2018	2019
April	0	0
May	0	11
June	29	16
July	52	23
August	79	52
September	79	52
October	120	94
November	142	124
December	193	168
January	218	
February	251	
March	272	
April	284	
May	284	
June	284	

QUALITY

	Quantity	Base Number	Contract	AT	Region	England
% of FP17s for the same patient ID Re-attending within 3 months - Children	0	0	N/A	9.5%	11.3%	11.8%
% of FP17s for the same patient ID Re-attending within 3 months - Adults	21	79	26.6%	13.9%	15.3%	15.6%
% of FP17s for the same patient ID Re-attending between 3 & 9 months - Children	0	0	N/A	59.6%	61.1%	58.8%
% of FP17s for the same patient ID Re-attending between 3 & 9 months - Adults	23	79	29.1%	50.6%	52.4%	51.0%
% of FP17s for Band 1 Urgent Courses	17	73	23.3%	10.0%	9.5%	9.0%
% of FP17s Relating to Free Repair or Replacements	0	73	0.0%	0.9%	0.7%	0.8%
% of FP17s Relating to Continuations	0	73	0.0%	1.0%	0.8%	0.9%
% of Patients satisfied with the dentistry they have received	0	0	N/A	93.6%	93.1%	93.2%
% of Patients satisfied with the time they had to wait for an appointment	0	0	N/A	85.2%	87.8%	88.3%

* This is based on patients treated on this contract for their most recent course of treatment. Figures in italics indicate the base number of FP17s or Patient Questionnaire responses are less than 100. N/A is shown where the base number of responses is less than 10 during the period. % is calculated as Quantity/Base number*100

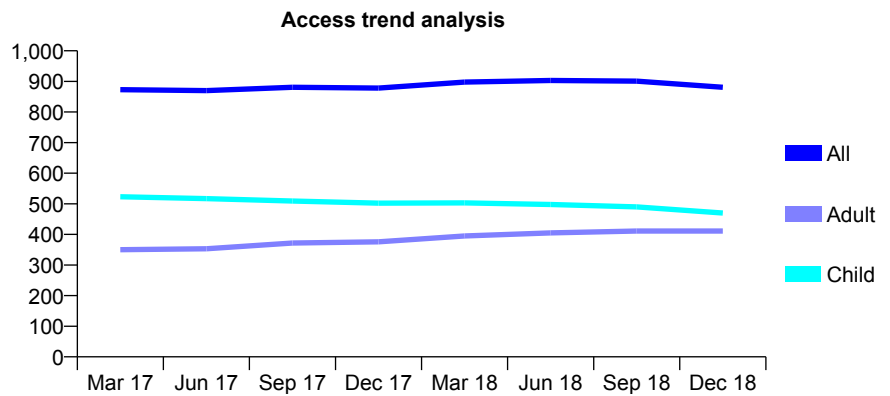
Q66 - Vital Signs At a Glance Contract Report for 127817/0001 - December 2018

Name or company name	Shiphay Dental & Torbay Implant Centre
Contract type name	GDS Contract
Purpose of contract	General
Contract start date	01/06/2014
Contract end date	

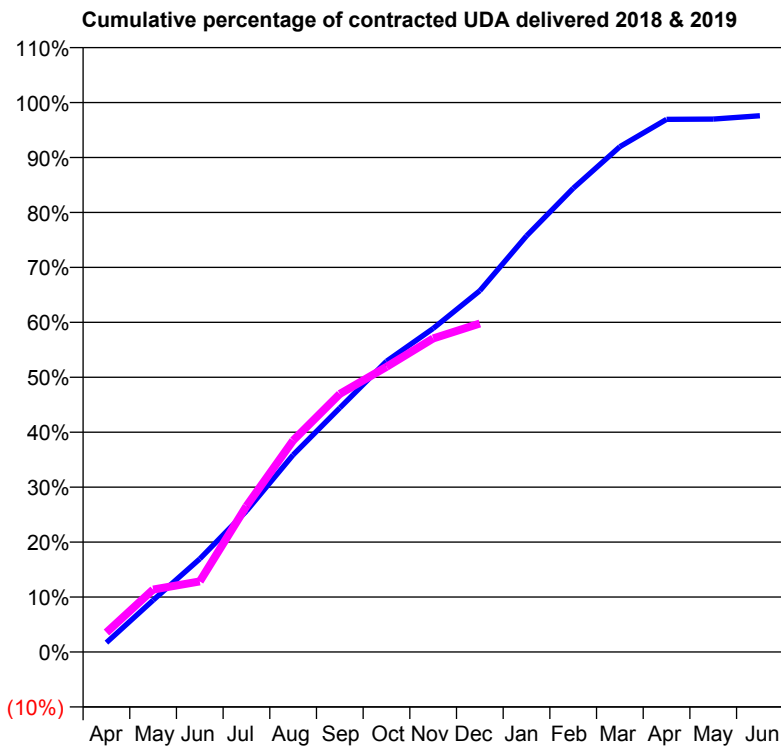
18/19 Contracted general activity (UDA)	2,000
Carry forward general activity (UDA)	48
18/19 Contracted orthodontic activity (UOA)	0
Carry forward orthodontic activity (UOA)	0
Baseline contract value	£47,705.68

ACCESS*

Patients seen in 24 months	Total	Change since previous quarter
Quarter ending December 2017	878	
Quarter ending March 2018	898	↑
Quarter ending June 2018	903	→
Quarter ending September 2018	901	→
Quarter ending December 2018	881	↓
Variance since December 2017	0.3%	→



ACTIVITY



Month	Adjusted Scheduled Activity (UDA)	
	2018	2019
April	34	71
May	189	228
June	339	257
July	513	531
August	718	770
September	888	939
October	1,058	1,038
November	1,178	1,141
December	1,315	1,196
January	1,515	
February	1,688	
March	1,839	
April	1,939	
May	1,940	
June	1,952	

QUALITY

	Quantity	Base Number	Contract	AT	Region	England
% of FP17s for the same patient ID Re-attending within 3 months - Children	35	585	6.0%	9.5%	11.3%	11.8%
% of FP17s for the same patient ID Re-attending within 3 months - Adults	37	365	10.1%	13.9%	15.3%	15.6%
% of FP17s for the same patient ID Re-attending between 3 & 9 months - Children	445	585	76.1%	59.6%	61.1%	58.8%
% of FP17s for the same patient ID Re-attending between 3 & 9 months - Adults	238	365	65.2%	50.6%	52.4%	51.0%
% of FP17s for Band 1 Urgent Courses	28	902	3.1%	10.0%	9.5%	9.0%
% of FP17s Relating to Free Repair or Replacements	6	902	0.7%	0.9%	0.7%	0.8%
% of FP17s Relating to Continuations	1	902	0.1%	1.0%	0.8%	0.9%
% of Patients satisfied with the dentistry they have received	0	0	N/A	93.6%	93.1%	93.2%
% of Patients satisfied with the time they had to wait for an appointment	0	0	N/A	85.2%	87.8%	88.3%

* This is based on patients treated on this contract for their most recent course of treatment. Figures in italics indicate the base number of FP17s or Patient Questionnaire responses are less than 100. N/A is shown where the base number of responses is less than 10 during the period. % is calculated as Quantity/Base number*100

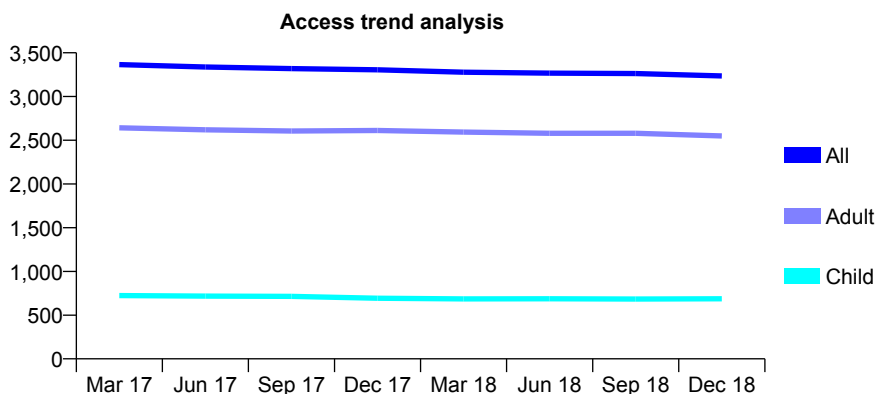
Q66 - Vital Signs At a Glance Contract Report for 129550/0001 - December 2018

Name or company name	Noahs Ark (Fowey) Ltd
Contract type name	Pilot Contract
Purpose of contract	General
Contract start date	01/09/2013
Contract end date	

18/19 Contracted general activity (UDA)	8,983
Carry forward general activity (UDA)	0
18/19 Contracted orthodontic activity (UOA)	0
Carry forward orthodontic activity (UOA)	0
Baseline contract value	£245,381.58

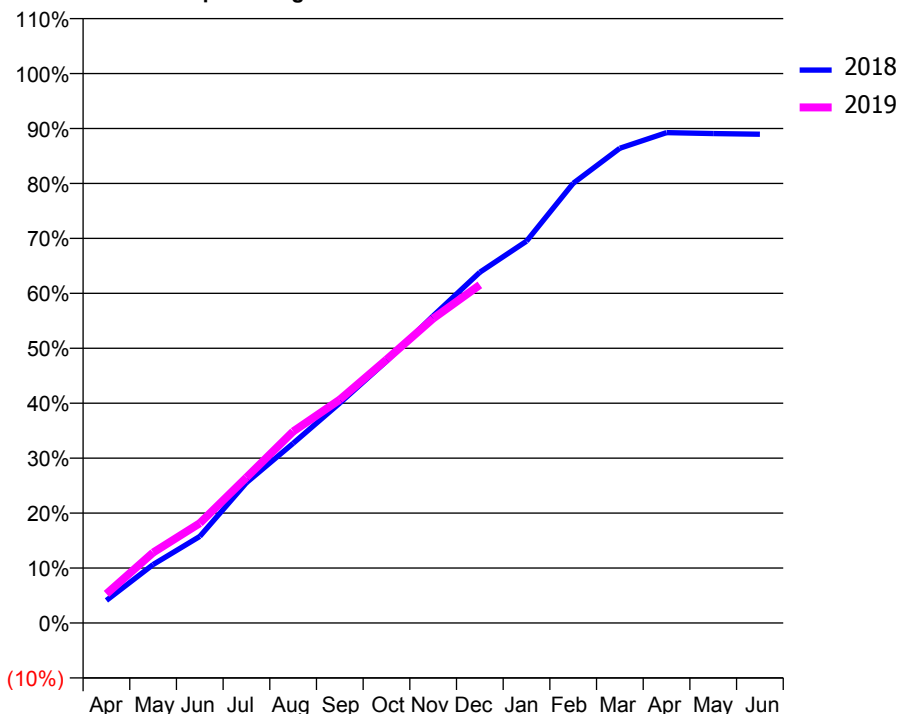
ACCESS*

Patients seen in 24 months	Total	Change since previous quarter
Quarter ending December 2017	3,305	
Quarter ending March 2018	3,278	→
Quarter ending June 2018	3,267	→
Quarter ending September 2018	3,263	→
Quarter ending December 2018	3,236	→
Variance since December 2017	(2.1%)	↓



ACTIVITY

Cumulative percentage of contracted UDA delivered 2018 & 2019



Month	Adjusted Scheduled Activity (UDA)	
	2018	2019
April	369	476
May	955	1,151
June	1,415	1,632
July	2,294	2,379
August	2,937	3,132
September	3,596	3,652
October	4,281	4,306
November	5,022	4,977
December	5,734	5,527
January	6,242	
February	7,188	
March	7,762	
April	8,017	
May	8,001	
June	7,991	

QUALITY

	Quantity	Base Number	Contract	AT	Region	England
% of FP17s for the same patient ID Re-attending within 3 months - Children	36	754	4.8%	9.5%	11.3%	11.8%
% of FP17s for the same patient ID Re-attending within 3 months - Adults	291	2,240	13.0%	13.9%	15.3%	15.6%
% of FP17s for the same patient ID Re-attending between 3 & 9 months - Children	506	754	67.1%	59.6%	61.1%	58.8%
% of FP17s for the same patient ID Re-attending between 3 & 9 months - Adults	768	2,240	34.3%	50.6%	52.4%	51.0%
% of FP17s for Band 1 Urgent Courses	210	2,870	7.3%	10.0%	9.5%	9.0%
% of FP17s Relating to Free Repair or Replacements	42	2,870	1.5%	0.9%	0.7%	0.8%
% of FP17s Relating to Continuations	6	2,870	0.2%	1.0%	0.8%	0.9%
% of Patients satisfied with the dentistry they have received	2	2	N/A	93.6%	93.1%	93.2%
% of Patients satisfied with the time they had to wait for an appointment	2	2	N/A	85.2%	87.8%	88.3%

* This is based on patients treated on this contract for their most recent course of treatment. Figures in italics indicate the base number of FP17s or Patient Questionnaire responses are less than 100. N/A is shown where the base number of responses is less than 10 during the period. % is calculated as Quantity/Base number*100

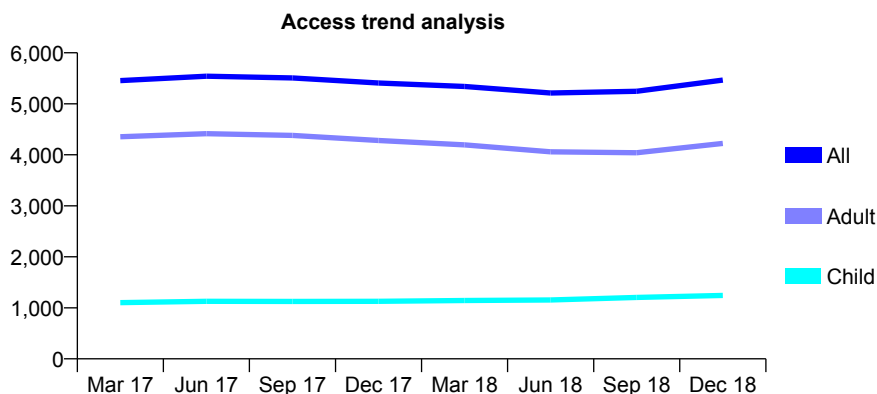
Q66 - Vital Signs At a Glance Contract Report for 129879/0001 - December 2018

Name or company name	Victoria Road Practice Ltd
Contract type name	GDS Contract
Purpose of contract	General
Contract start date	01/04/2009
Contract end date	

18/19 Contracted general activity (UDA)	16,642
Carry forward general activity (UDA)	414
18/19 Contracted orthodontic activity (UOA)	0
Carry forward orthodontic activity (UOA)	0
Baseline contract value	£452,156.88

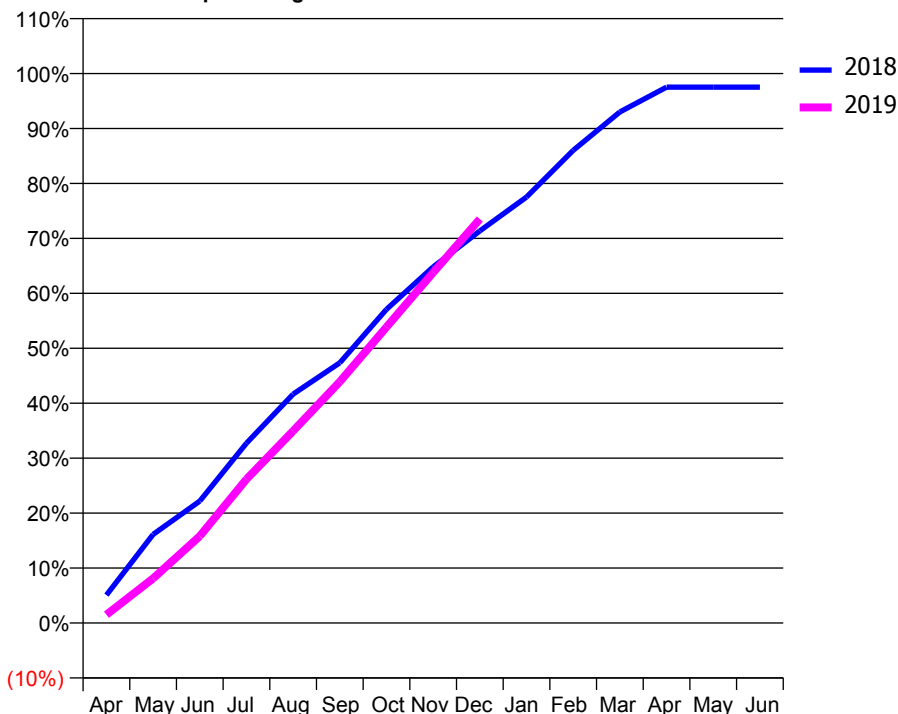
ACCESS*

Patients seen in 24 months	Total	Change since previous quarter
Quarter ending December 2017	5,408	
Quarter ending March 2018	5,339	↓
Quarter ending June 2018	5,212	↓
Quarter ending September 2018	5,246	→
Quarter ending December 2018	5,466	↑
Variance since December 2017	1.1%	→



ACTIVITY

Cumulative percentage of contracted UDA delivered 2018 & 2019



Month	Adjusted Scheduled Activity (UDA)	
	2018	2019
April	848	253
May	2,683	1,349
June	3,693	2,631
July	5,444	4,355
August	6,930	5,817
September	7,881	7,307
October	9,502	8,965
November	10,784	10,613
December	11,874	12,235
January	12,901	
February	14,315	
March	15,478	
April	16,228	
May	16,229	
June	16,228	

QUALITY

	Quantity	Base Number	Contract	AT	Region	England
% of FP17s for the same patient ID Re-attending within 3 months - Children	152	1,542	9.9%	9.5%	11.3%	11.8%
% of FP17s for the same patient ID Re-attending within 3 months - Adults	903	5,141	17.6%	13.9%	15.3%	15.6%
% of FP17s for the same patient ID Re-attending between 3 & 9 months - Children	860	1,542	55.8%	59.6%	61.1%	58.8%
% of FP17s for the same patient ID Re-attending between 3 & 9 months - Adults	2,867	5,141	55.8%	50.6%	52.4%	51.0%
% of FP17s for Band 1 Urgent Courses	482	6,362	7.6%	10.0%	9.5%	9.0%
% of FP17s Relating to Free Repair or Replacements	84	6,362	1.3%	0.9%	0.7%	0.8%
% of FP17s Relating to Continuations	54	6,362	0.8%	1.0%	0.8%	0.9%
% of Patients satisfied with the dentistry they have received	5	5	N/A	93.6%	93.1%	93.2%
% of Patients satisfied with the time they had to wait for an appointment	5	5	N/A	85.2%	87.8%	88.3%

* This is based on patients treated on this contract for their most recent course of treatment. Figures in italics indicate the base number of FP17s or Patient Questionnaire responses are less than 100. N/A is shown where the base number of responses is less than 10 during the period. % is calculated as Quantity/Base number*100

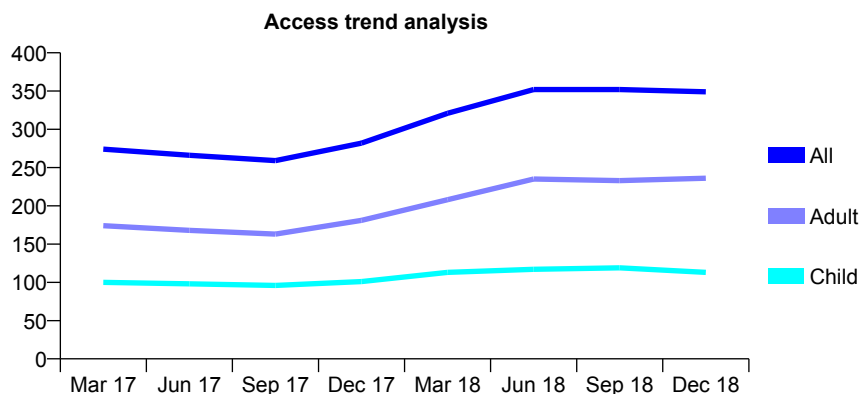
Q66 - Vital Signs At a Glance Contract Report for 130192/0001 - December 2018

Name or company name	Golds Place Dental Practice Ltd
Contract type name	GDS Contract
Purpose of contract	General
Contract start date	01/07/2010
Contract end date	

18/19 Contracted general activity (UDA)	900
Carry forward general activity (UDA)	0
18/19 Contracted orthodontic activity (UOA)	0
Carry forward orthodontic activity (UOA)	0
Baseline contract value	£20,748.17

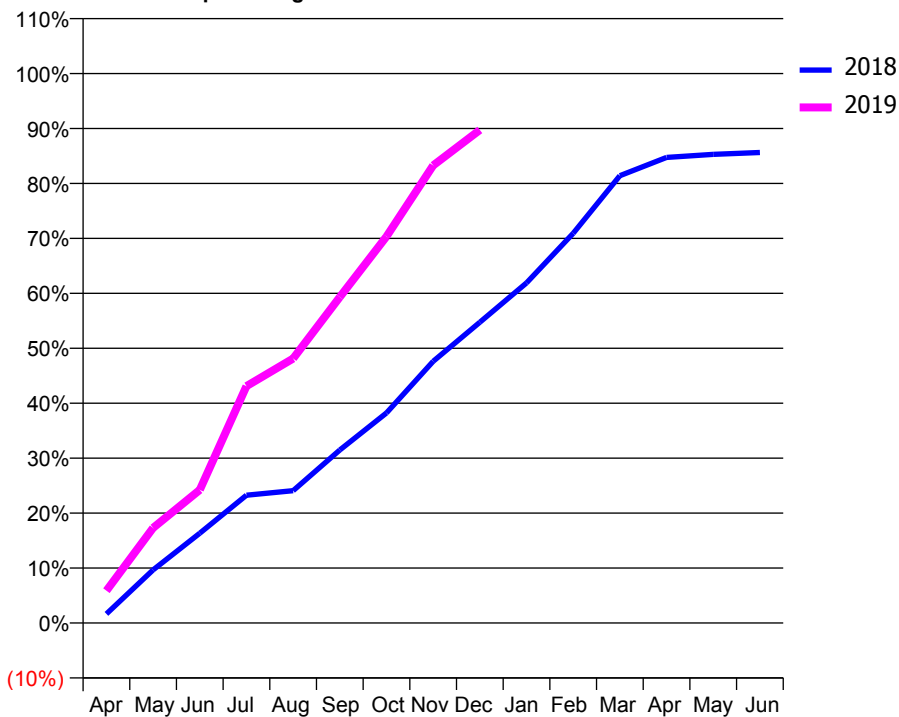
ACCESS*

Patients seen in 24 months	Total	Change since previous quarter
Quarter ending December 2017	282	
Quarter ending March 2018	321	↑
Quarter ending June 2018	352	↑
Quarter ending September 2018	352	→
Quarter ending December 2018	349	→
Variance since December 2017	23.8%	↑



ACTIVITY

Cumulative percentage of contracted UDA delivered 2018 & 2019



Adjusted Scheduled Activity (UDA)		
Month	2018	2019
April	15	53
May	87	156
June	147	218
July	209	388
August	217	433
September	283	534
October	344	633
November	429	749
December	493	808
January	557	
February	638	
March	733	
April	763	
May	768	
June	771	

QUALITY

	Quantity	Base Number	Contract	AT	Region	England
% of FP17s for the same patient ID Re-attending within 3 months - Children	1	116	0.9%	9.5%	11.3%	11.8%
% of FP17s for the same patient ID Re-attending within 3 months - Adults	23	276	8.3%	13.9%	15.3%	15.6%
% of FP17s for the same patient ID Re-attending between 3 & 9 months - Children	89	116	76.7%	59.6%	61.1%	58.8%
% of FP17s for the same patient ID Re-attending between 3 & 9 months - Adults	175	276	63.4%	50.6%	52.4%	51.0%
% of FP17s for Band 1 Urgent Courses	18	366	4.9%	10.0%	9.5%	9.0%
% of FP17s Relating to Free Repair or Replacements	1	366	0.3%	0.9%	0.7%	0.8%
% of FP17s Relating to Continuations	1	366	0.3%	1.0%	0.8%	0.9%
% of Patients satisfied with the dentistry they have received	1	1	N/A	93.6%	93.1%	93.2%
% of Patients satisfied with the time they had to wait for an appointment	1	1	N/A	85.2%	87.8%	88.3%

* This is based on patients treated on this contract for their most recent course of treatment. Figures in italics indicate the base number of FP17s or Patient Questionnaire responses are less than 100. N/A is shown where the base number of responses is less than 10 during the period. % is calculated as Quantity/Base number*100

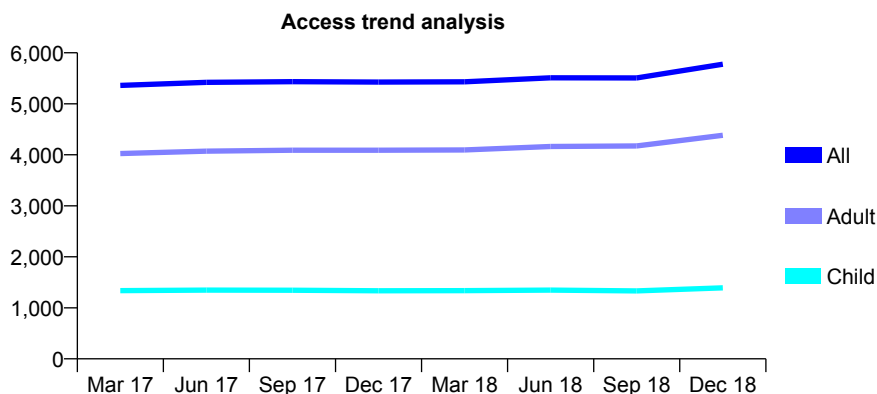
Q66 - Vital Signs At a Glance Contract Report for 132071/0001 - December 2018

Name or company name	Moor Dental Care Ltd
Contract type name	GDS Contract
Purpose of contract	General
Contract start date	01/12/2009
Contract end date	

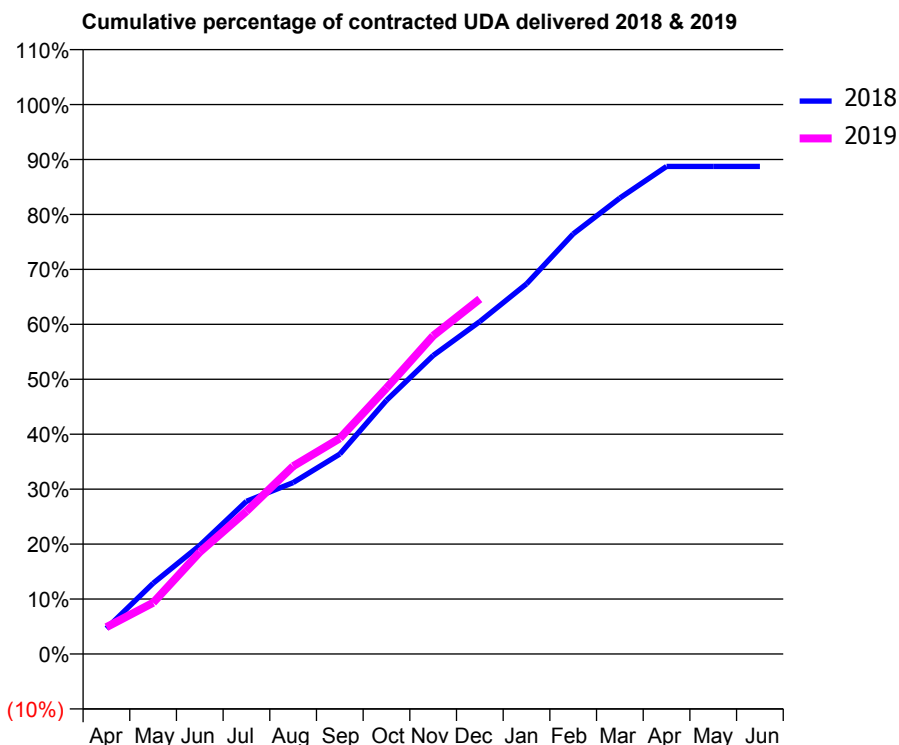
18/19 Contracted general activity (UDA)	16,000
Carry forward general activity (UDA)	0
18/19 Contracted orthodontic activity (UOA)	0
Carry forward orthodontic activity (UOA)	0
Baseline contract value	£438,006.02

ACCESS*

Patients seen in 24 months	Total	Change since previous quarter
Quarter ending December 2017	5,426	
Quarter ending March 2018	5,431	→
Quarter ending June 2018	5,510	→
Quarter ending September 2018	5,508	→
Quarter ending December 2018	5,776	↑
Variance since December 2017	6.5%	↑



ACTIVITY



Month	Adjusted Scheduled Activity (UDA)	
	2018	2019
April	743	784
May	2,058	1,492
June	3,163	2,970
July	4,447	4,156
August	4,991	5,470
September	5,823	6,279
October	7,387	7,744
November	8,692	9,265
December	9,681	10,337
January	10,776	
February	12,231	
March	13,278	
April	14,199	
May	14,199	
June	14,199	

QUALITY

	Quantity	Base Number	Contract	AT	Region	England
% of FP17s for the same patient ID Re-attending within 3 months - Children	115	1,645	7.0%	9.5%	11.3%	11.8%
% of FP17s for the same patient ID Re-attending within 3 months - Adults	620	4,789	12.9%	13.9%	15.3%	15.6%
% of FP17s for the same patient ID Re-attending between 3 & 9 months - Children	1,076	1,645	65.4%	59.6%	61.1%	58.8%
% of FP17s for the same patient ID Re-attending between 3 & 9 months - Adults	2,634	4,789	55.0%	50.6%	52.4%	51.0%
% of FP17s for Band 1 Urgent Courses	476	5,553	8.6%	10.0%	9.5%	9.0%
% of FP17s Relating to Free Repair or Replacements	73	5,553	1.3%	0.9%	0.7%	0.8%
% of FP17s Relating to Continuations	49	5,553	0.9%	1.0%	0.8%	0.9%
% of Patients satisfied with the dentistry they have received	3	3	N/A	93.6%	93.1%	93.2%
% of Patients satisfied with the time they had to wait for an appointment	3	3	N/A	85.2%	87.8%	88.3%

* This is based on patients treated on this contract for their most recent course of treatment. Figures in italics indicate the base number of FP17s or Patient Questionnaire responses are less than 100. N/A is shown where the base number of responses is less than 10 during the period. % is calculated as Quantity/Base number*100

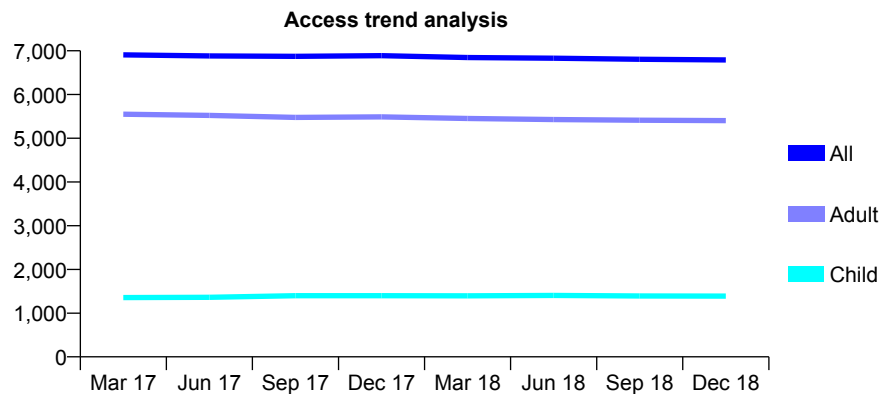
Q66 - Vital Signs At a Glance Contract Report for 132470/0001 - December 2018

Name or company name	Mr & Mrs Murgatroyd
Contract type name	GDS Contract
Purpose of contract	General
Contract start date	02/02/2013
Contract end date	

18/19 Contracted general activity (UDA)	17,152
Carry forward general activity (UDA)	-149
18/19 Contracted orthodontic activity (UOA)	0
Carry forward orthodontic activity (UOA)	0
Baseline contract value	£463,729.44

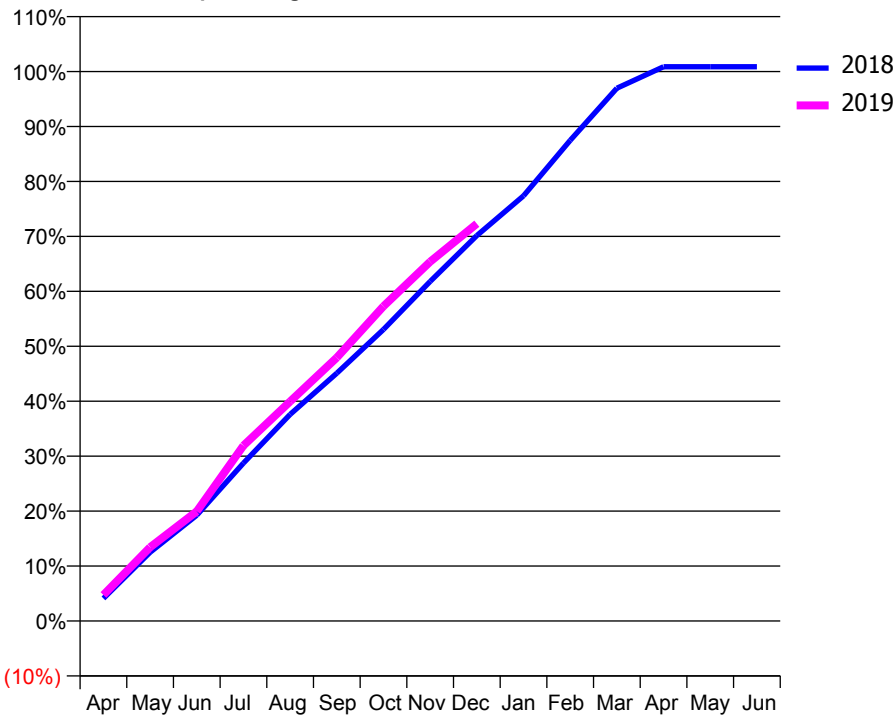
ACCESS*

Patients seen in 24 months	Total	Change since previous quarter
Quarter ending December 2017	6,889	
Quarter ending March 2018	6,845	→
Quarter ending June 2018	6,831	→
Quarter ending September 2018	6,805	→
Quarter ending December 2018	6,791	→
Variance since December 2017	(1.4%)	↓



ACTIVITY

Cumulative percentage of contracted UDA delivered 2018 & 2019



Month	Adjusted Scheduled Activity (UDA)	
	2018	2019
April	705	814
May	2,145	2,305
June	3,304	3,424
July	4,930	5,477
August	6,449	6,853
September	7,738	8,222
October	9,099	9,825
November	10,598	11,215
December	12,032	12,403
January	13,272	
February	15,003	
March	16,628	
April	17,301	
May	17,301	
June	17,301	

QUALITY

	Quantity	Base Number	Contract	AT	Region	England
% of FP17s for the same patient ID Re-attending within 3 months - Children	103	1,719	6.0%	9.5%	11.3%	11.8%
% of FP17s for the same patient ID Re-attending within 3 months - Adults	776	5,686	13.6%	13.9%	15.3%	15.6%
% of FP17s for the same patient ID Re-attending between 3 & 9 months - Children	1,272	1,719	74.0%	59.6%	61.1%	58.8%
% of FP17s for the same patient ID Re-attending between 3 & 9 months - Adults	2,775	5,686	48.8%	50.6%	52.4%	51.0%
% of FP17s for Band 1 Urgent Courses	581	6,163	9.4%	10.0%	9.5%	9.0%
% of FP17s Relating to Free Repair or Replacements	25	6,163	0.4%	0.9%	0.7%	0.8%
% of FP17s Relating to Continuations	54	6,163	0.9%	1.0%	0.8%	0.9%
% of Patients satisfied with the dentistry they have received	5	5	N/A	93.6%	93.1%	93.2%
% of Patients satisfied with the time they had to wait for an appointment	5	5	N/A	85.2%	87.8%	88.3%

* This is based on patients treated on this contract for their most recent course of treatment. Figures in italics indicate the base number of FP17s or Patient Questionnaire responses are less than 100. N/A is shown where the base number of responses is less than 10 during the period. % is calculated as Quantity/Base number*100

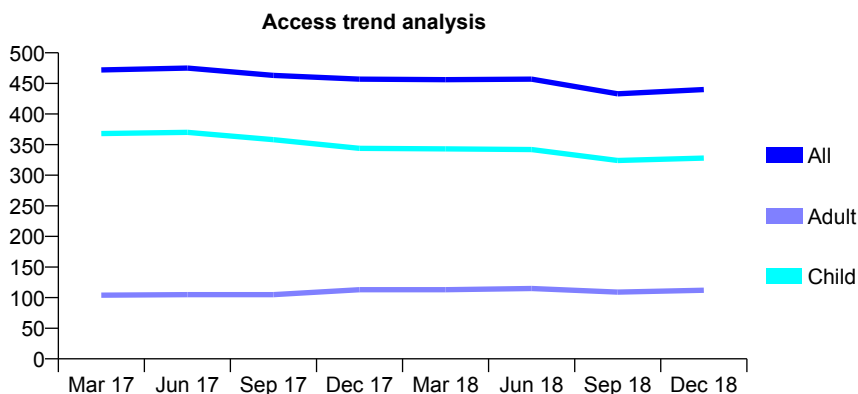
Q66 - Vital Signs At a Glance Contract Report for 134090/0001 - December 2018

Name or company name	Cherrybrook Dental Surgery
Contract type name	PDS Contract
Purpose of contract	General
Contract start date	01/09/2007
Contract end date	31/03/2019

18/19 Contracted general activity (UDA)	1,087
Carry forward general activity (UDA)	-22
18/19 Contracted orthodontic activity (UOA)	0
Carry forward orthodontic activity (UOA)	0
Baseline contract value	£28,636.31

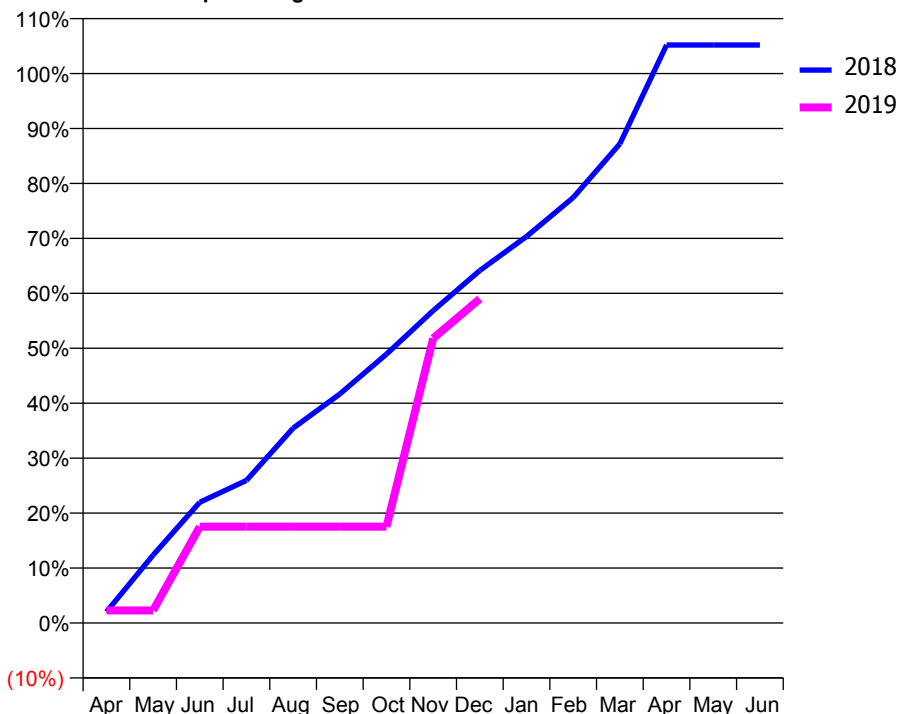
ACCESS*

Patients seen in 24 months	Total	Change since previous quarter
Quarter ending December 2017	457	
Quarter ending March 2018	456	→
Quarter ending June 2018	457	→
Quarter ending September 2018	433	↓
Quarter ending December 2018	440	→
Variance since December 2017	(3.7%)	↓



ACTIVITY

Cumulative percentage of contracted UDA delivered 2018 & 2019



Month	Adjusted Scheduled Activity (UDA)	
	2018	2019
April	22	25
May	134	25
June	239	191
July	282	191
August	386	191
September	453	191
October	532	191
November	618	563
December	697	641
January	765	
February	842	
March	948	
April	1,143	
May	1,143	
June	1,143	

QUALITY

	Quantity	Base Number	Contract	AT	Region	England
% of FP17s for the same patient ID Re-attending within 3 months - Children	27	440	6.1%	9.5%	11.3%	11.8%
% of FP17s for the same patient ID Re-attending within 3 months - Adults	1	52	1.9%	13.9%	15.3%	15.6%
% of FP17s for the same patient ID Re-attending between 3 & 9 months - Children	291	440	66.1%	59.6%	61.1%	58.8%
% of FP17s for the same patient ID Re-attending between 3 & 9 months - Adults	32	52	61.5%	50.6%	52.4%	51.0%
% of FP17s for Band 1 Urgent Courses	7	418	1.7%	10.0%	9.5%	9.0%
% of FP17s Relating to Free Repair or Replacements	0	418	0.0%	0.9%	0.7%	0.8%
% of FP17s Relating to Continuations	4	418	1.0%	1.0%	0.8%	0.9%
% of Patients satisfied with the dentistry they have received	0	0	N/A	93.6%	93.1%	93.2%
% of Patients satisfied with the time they had to wait for an appointment	0	0	N/A	85.2%	87.8%	88.3%

* This is based on patients treated on this contract for their most recent course of treatment. Figures in italics indicate the base number of FP17s or Patient Questionnaire responses are less than 100. N/A is shown where the base number of responses is less than 10 during the period. % is calculated as Quantity/Base number*100

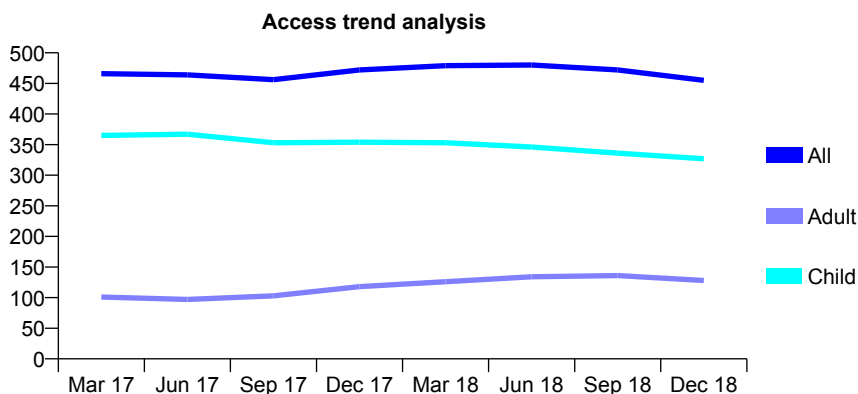
Q66 - Vital Signs At a Glance Contract Report for 135313/0001 - December 2018

Name or company name	Dean Hill Partnership
Contract type name	GDS Contract
Purpose of contract	General
Contract start date	28/03/2015
Contract end date	

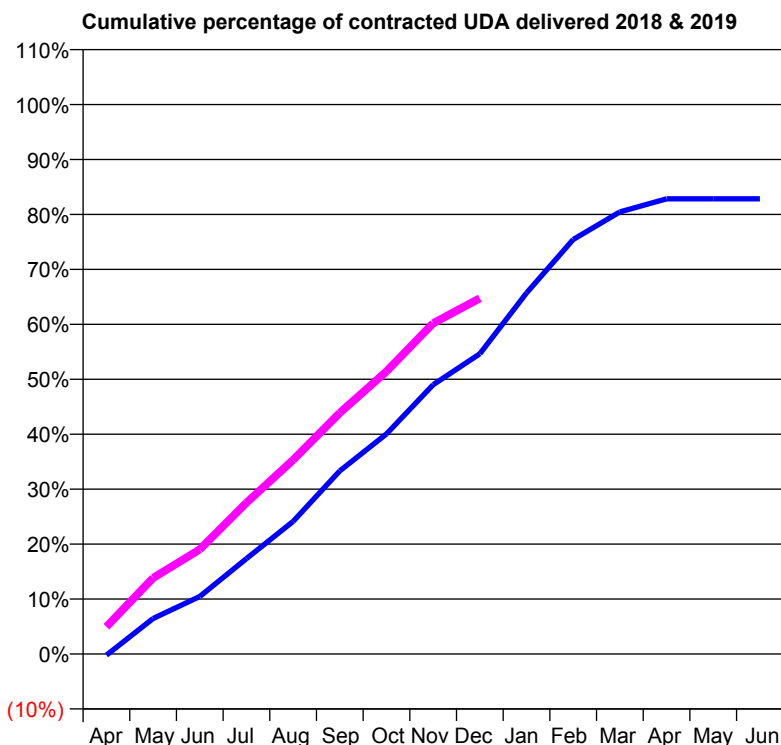
18/19 Contracted general activity (UDA)	799
Carry forward general activity (UDA)	0
18/19 Contracted orthodontic activity (UOA)	0
Carry forward orthodontic activity (UOA)	0
Baseline contract value	£18,894.13

ACCESS*

Patients seen in 24 months	Total	Change since previous quarter
Quarter ending December 2017	472	
Quarter ending March 2018	479	→
Quarter ending June 2018	480	→
Quarter ending September 2018	472	↓
Quarter ending December 2018	455	↓
Variance since December 2017	(3.6%)	↓



ACTIVITY



Adjusted Scheduled Activity (UDA)		
Month	2018	2019
April	-2	40
May	52	111
June	84	152
July	139	220
August	193	282
September	266	351
October	320	411
November	392	481
December	437	517
January	525	
February	603	
March	643	
April	662	
May	662	
June	662	

QUALITY

	Quantity	Base Number	Contract	AT	Region	England
% of FP17s for the same patient ID Re-attending within 3 months - Children	10	318	3.1%	9.5%	11.3%	11.8%
% of FP17s for the same patient ID Re-attending within 3 months - Adults	0	93	0.0%	13.9%	15.3%	15.6%
% of FP17s for the same patient ID Re-attending between 3 & 9 months - Children	136	318	42.8%	59.6%	61.1%	58.8%
% of FP17s for the same patient ID Re-attending between 3 & 9 months - Adults	12	93	12.9%	50.6%	52.4%	51.0%
% of FP17s for Band 1 Urgent Courses	36	396	9.1%	10.0%	9.5%	9.0%
% of FP17s Relating to Free Repair or Replacements	0	396	0.0%	0.9%	0.7%	0.8%
% of FP17s Relating to Continuations	0	396	0.0%	1.0%	0.8%	0.9%
% of Patients satisfied with the dentistry they have received	0	0	N/A	93.6%	93.1%	93.2%
% of Patients satisfied with the time they had to wait for an appointment	0	0	N/A	85.2%	87.8%	88.3%

* This is based on patients treated on this contract for their most recent course of treatment. Figures in italics indicate the base number of FP17s or Patient Questionnaire responses are less than 100. N/A is shown where the base number of responses is less than 10 during the period. % is calculated as Quantity/Base number*100

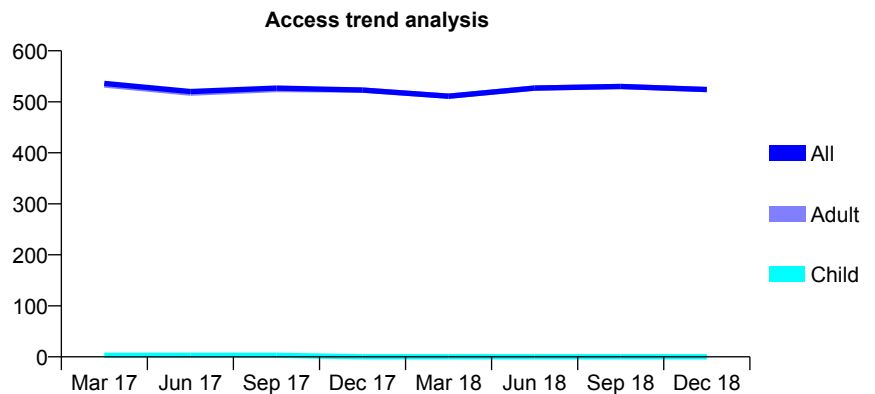
Q66 - Vital Signs At a Glance Contract Report for 135461/0001 - December 2018

Name or company name	The Visiting Dental Service Ltd
Contract type name	PDS Contract
Purpose of contract	General
Contract start date	01/04/2012
Contract end date	31/03/2019

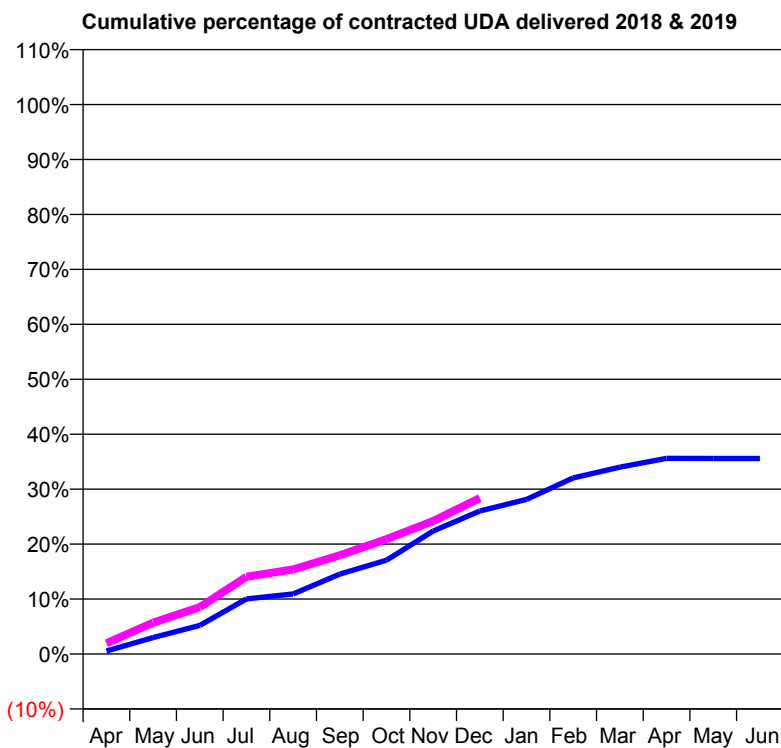
18/19 Contracted general activity (UDA)	2,500
Carry forward general activity (UDA)	0
18/19 Contracted orthodontic activity (UOA)	0
Carry forward orthodontic activity (UOA)	0
Baseline contract value	£169,159.09

ACCESS*

Patients seen in 24 months	Total	Change since previous quarter
Quarter ending December 2017	523	
Quarter ending March 2018	511	↓
Quarter ending June 2018	527	↑
Quarter ending September 2018	530	→
Quarter ending December 2018	524	↓
Variance since December 2017	0.2%	→



ACTIVITY



Month	Adjusted Scheduled Activity (UDA)	
	2018	2019
April	13	49
May	75	143
June	130	213
July	251	352
August	273	385
September	364	449
October	427	523
November	560	605
December	651	709
January	703	
February	801	
March	850	
April	890	
May	889	
June	889	

QUALITY

	Quantity	Base Number	Contract	AT	Region	England
% of FP17s for the same patient ID Re-attending within 3 months - Children	0	0	N/A	9.5%	11.3%	11.8%
% of FP17s for the same patient ID Re-attending within 3 months - Adults	23	339	6.8%	13.9%	15.3%	15.6%
% of FP17s for the same patient ID Re-attending between 3 & 9 months - Children	0	0	N/A	59.6%	61.1%	58.8%
% of FP17s for the same patient ID Re-attending between 3 & 9 months - Adults	110	339	32.4%	50.6%	52.4%	51.0%
% of FP17s for Band 1 Urgent Courses	32	326	9.8%	10.0%	9.5%	9.0%
% of FP17s Relating to Free Repair or Replacements	1	326	0.3%	0.9%	0.7%	0.8%
% of FP17s Relating to Continuations	2	326	0.6%	1.0%	0.8%	0.9%
% of Patients satisfied with the dentistry they have received	0	0	N/A	93.6%	93.1%	93.2%
% of Patients satisfied with the time they had to wait for an appointment	0	0	N/A	85.2%	87.8%	88.3%

* This is based on patients treated on this contract for their most recent course of treatment. Figures in italics indicate the base number of FP17s or Patient Questionnaire responses are less than 100. N/A is shown where the base number of responses is less than 10 during the period. % is calculated as Quantity/Base number*100

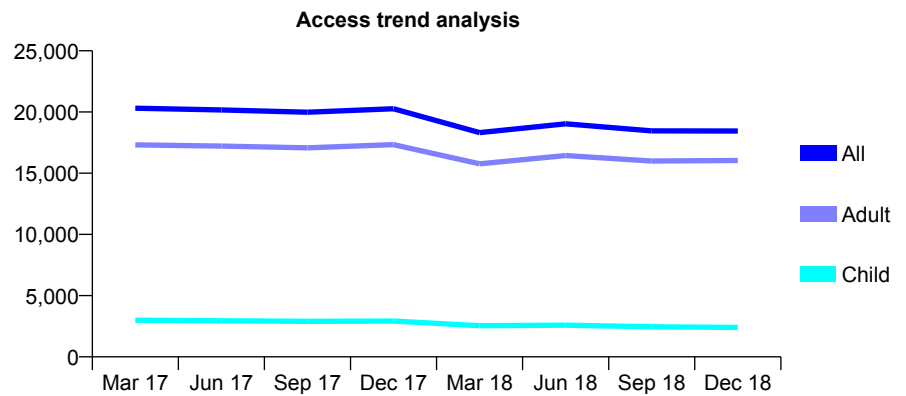
Q66 - Vital Signs At a Glance Contract Report for 136212/0001 - December 2018

Name or company name	PCH Dental CIC
Contract type name	PDS Contract
Purpose of contract	General
Contract start date	01/04/2013
Contract end date	31/03/2019

18/19 Contracted general activity (UDA)	46,000
Carry forward general activity (UDA)	0
18/19 Contracted orthodontic activity (UOA)	0
Carry forward orthodontic activity (UOA)	0
Baseline contract value	£6,753,617.37

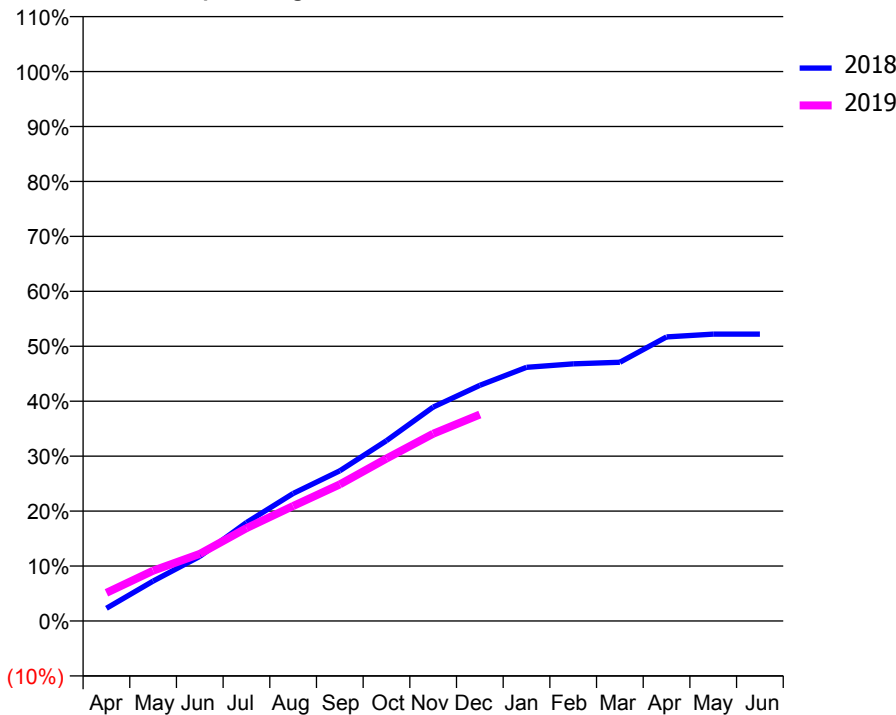
ACCESS*

Patients seen in 24 months	Total	Change since previous quarter
Quarter ending December 2017	20,262	
Quarter ending March 2018	18,316	↓
Quarter ending June 2018	19,038	↑
Quarter ending September 2018	18,456	↓
Quarter ending December 2018	18,447	→
Variance since December 2017	(9.0%)	↓



ACTIVITY

Cumulative percentage of contracted UDA delivered 2018 & 2019



Month	Adjusted Scheduled Activity (UDA)	
	2018	2019
April	1,071	2,364
May	3,345	4,214
June	5,406	5,619
July	8,245	7,771
August	10,676	9,629
September	12,575	11,442
October	15,100	13,597
November	17,914	15,676
December	19,727	17,284
January	21,237	
February	21,523	
March	21,665	
April	23,783	
May	24,013	
June	24,013	

QUALITY

	Quantity	Base Number	Contract	AT	Region	England
% of FP17s for the same patient ID Re-attending within 3 months - Children	193	2,678	7.2%	9.5%	11.3%	11.8%
% of FP17s for the same patient ID Re-attending within 3 months - Adults	1,280	11,956	10.7%	13.9%	15.3%	15.6%
% of FP17s for the same patient ID Re-attending between 3 & 9 months - Children	297	2,678	11.1%	59.6%	61.1%	58.8%
% of FP17s for the same patient ID Re-attending between 3 & 9 months - Adults	1,072	11,956	9.0%	50.6%	52.4%	51.0%
% of FP17s for Band 1 Urgent Courses	10,380	12,688	81.8%	10.0%	9.5%	9.0%
% of FP17s Relating to Free Repair or Replacements	17	12,688	0.1%	0.9%	0.7%	0.8%
% of FP17s Relating to Continuations	0	12,688	0.0%	1.0%	0.8%	0.9%
% of Patients satisfied with the dentistry they have received	2	2	N/A	93.6%	93.1%	93.2%
% of Patients satisfied with the time they had to wait for an appointment	2	2	N/A	85.2%	87.8%	88.3%

* This is based on patients treated on this contract for their most recent course of treatment. Figures in italics indicate the base number of FP17s or Patient Questionnaire responses are less than 100. N/A is shown where the base number of responses is less than 10 during the period. % is calculated as Quantity/Base number*100

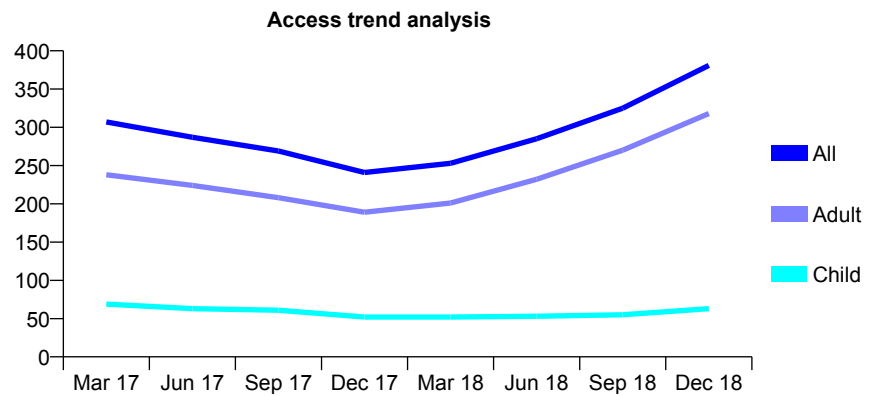
Q66 - Vital Signs At a Glance Contract Report for 136212/0003 - December 2018

Name or company name	PCH Dental CIC
Contract type name	GDS Contract
Purpose of contract	General
Contract start date	01/09/2014
Contract end date	

18/19 Contracted general activity (UDA)	1,400
Carry forward general activity (UDA)	0
18/19 Contracted orthodontic activity (UOA)	0
Carry forward orthodontic activity (UOA)	0
Baseline contract value	£35,262.10

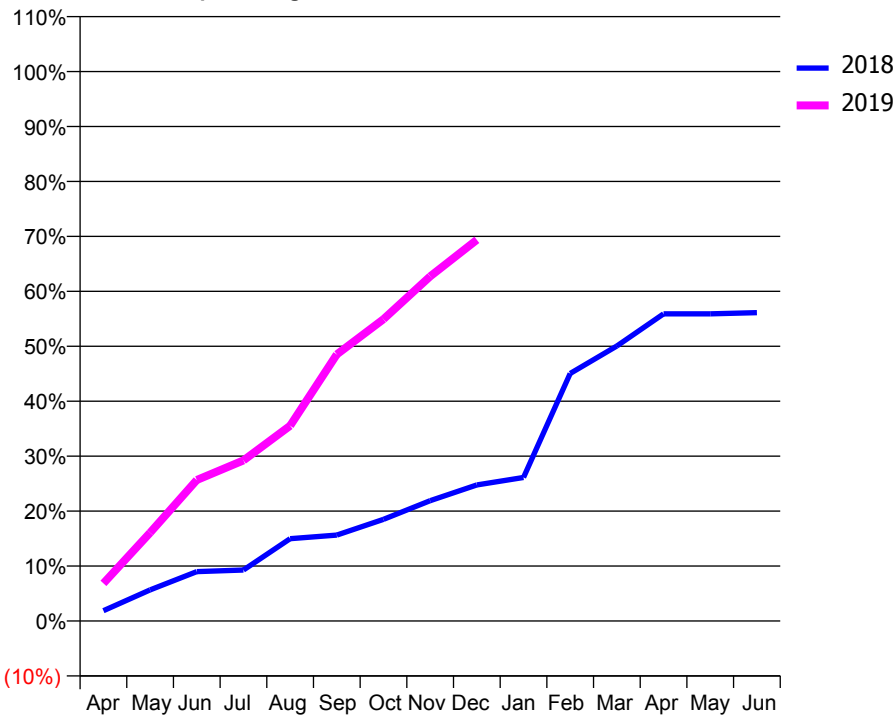
ACCESS*

Patients seen in 24 months	Total	Change since previous quarter
Quarter ending December 2017	241	
Quarter ending March 2018	253	↑
Quarter ending June 2018	285	↑
Quarter ending September 2018	325	↑
Quarter ending December 2018	381	↑
Variance since December 2017	58.1%	↑



ACTIVITY

Cumulative percentage of contracted UDA delivered 2018 & 2019



Month	Adjusted Scheduled Activity (UDA)	
	2018	2019
April	26	96
May	79	225
June	126	359
July	130	409
August	210	497
September	219	679
October	259	769
November	307	878
December	347	971
January	366	
February	631	
March	701	
April	783	
May	783	
June	786	

QUALITY

	Quantity	Base Number	Contract	AT	Region	England
% of FP17s for the same patient ID Re-attending within 3 months - Children	3	62	4.8%	9.5%	11.3%	11.8%
% of FP17s for the same patient ID Re-attending within 3 months - Adults	20	350	5.7%	13.9%	15.3%	15.6%
% of FP17s for the same patient ID Re-attending between 3 & 9 months - Children	29	62	46.8%	59.6%	61.1%	58.8%
% of FP17s for the same patient ID Re-attending between 3 & 9 months - Adults	137	350	39.1%	50.6%	52.4%	51.0%
% of FP17s for Band 1 Urgent Courses	101	377	26.8%	10.0%	9.5%	9.0%
% of FP17s Relating to Free Repair or Replacements	0	377	0.0%	0.9%	0.7%	0.8%
% of FP17s Relating to Continuations	0	377	0.0%	1.0%	0.8%	0.9%
% of Patients satisfied with the dentistry they have received	0	0	N/A	93.6%	93.1%	93.2%
% of Patients satisfied with the time they had to wait for an appointment	0	0	N/A	85.2%	87.8%	88.3%

* This is based on patients treated on this contract for their most recent course of treatment. Figures in italics indicate the base number of FP17s or Patient Questionnaire responses are less than 100. N/A is shown where the base number of responses is less than 10 during the period. % is calculated as Quantity/Base number*100

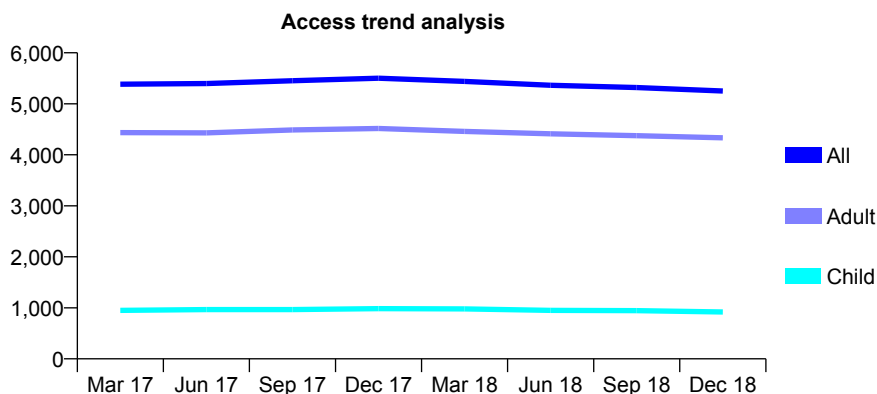
Q66 - Vital Signs At a Glance Contract Report for 136603/0001 - December 2018

Name or company name	Murgelas Practice Management Limited
Contract type name	GDS Contract
Purpose of contract	General
Contract start date	01/04/2010
Contract end date	

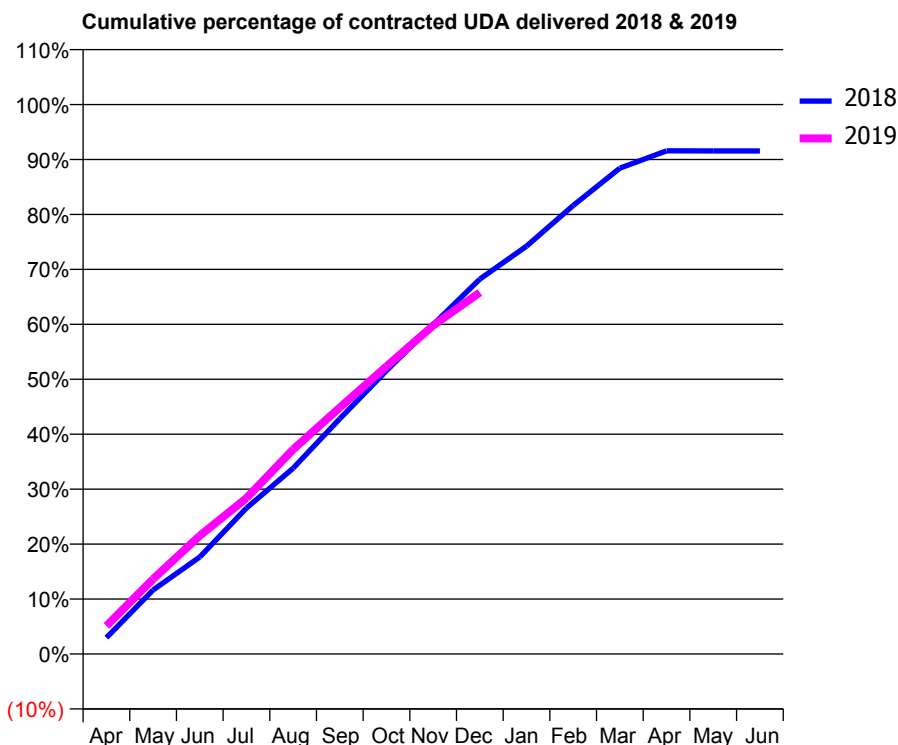
18/19 Contracted general activity (UDA)	14,730
Carry forward general activity (UDA)	0
18/19 Contracted orthodontic activity (UOA)	0
Carry forward orthodontic activity (UOA)	0
Baseline contract value	£433,481.35

ACCESS*

Patients seen in 24 months	Total	Change since previous quarter
Quarter ending December 2017	5,501	
Quarter ending March 2018	5,438	↓
Quarter ending June 2018	5,363	↓
Quarter ending September 2018	5,318	→
Quarter ending December 2018	5,251	↓
Variance since December 2017	(4.5%)	↓



ACTIVITY



Month	Adjusted Scheduled Activity (UDA)	
	2018	2019
April	469	754
May	1,835	2,011
June	2,776	3,172
July	4,180	4,180
August	5,318	5,484
September	6,736	6,606
October	8,108	7,714
November	9,432	8,808
December	10,731	9,693
January	11,676	
February	12,838	
March	13,906	
April	14,403	
May	14,401	
June	14,401	

QUALITY

	Quantity	Base Number	Contract	AT	Region	England
% of FP17s for the same patient ID Re-attending within 3 months - Children	42	1,025	4.1%	9.5%	11.3%	11.8%
% of FP17s for the same patient ID Re-attending within 3 months - Adults	475	4,629	10.3%	13.9%	15.3%	15.6%
% of FP17s for the same patient ID Re-attending between 3 & 9 months - Children	727	1,025	70.9%	59.6%	61.1%	58.8%
% of FP17s for the same patient ID Re-attending between 3 & 9 months - Adults	2,785	4,629	60.2%	50.6%	52.4%	51.0%
% of FP17s for Band 1 Urgent Courses	253	5,406	4.7%	10.0%	9.5%	9.0%
% of FP17s Relating to Free Repair or Replacements	46	5,406	0.9%	0.9%	0.7%	0.8%
% of FP17s Relating to Continuations	94	5,406	1.7%	1.0%	0.8%	0.9%
% of Patients satisfied with the dentistry they have received	1	1	N/A	93.6%	93.1%	93.2%
% of Patients satisfied with the time they had to wait for an appointment	1	1	N/A	85.2%	87.8%	88.3%

* This is based on patients treated on this contract for their most recent course of treatment. Figures in italics indicate the base number of FP17s or Patient Questionnaire responses are less than 100. N/A is shown where the base number of responses is less than 10 during the period. % is calculated as Quantity/Base number*100

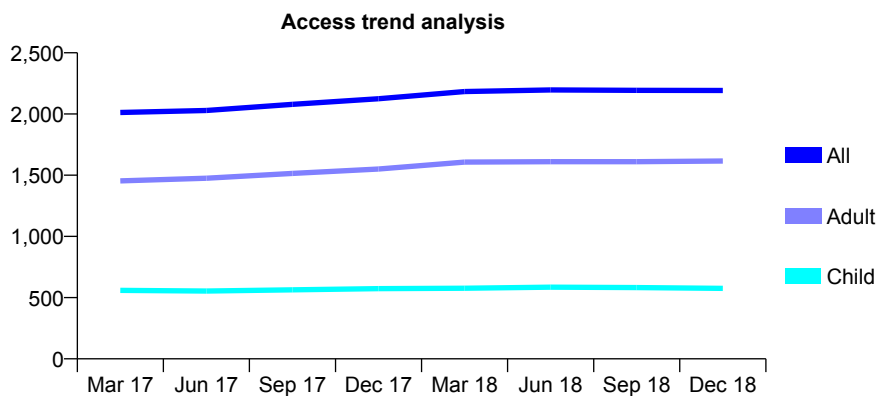
Q66 - Vital Signs At a Glance Contract Report for 136603/0002 - December 2018

Name or company name	Murgelas Practice Management Limited
Contract type name	GDS Contract
Purpose of contract	General
Contract start date	01/04/2010
Contract end date	

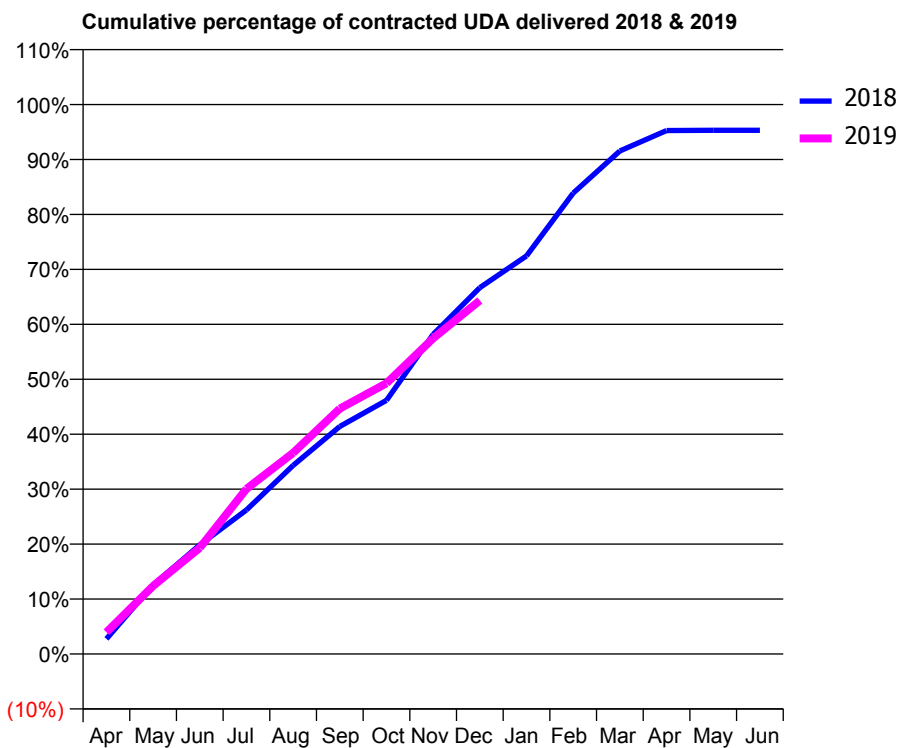
18/19 Contracted general activity (UDA)	7,060
Carry forward general activity (UDA)	0
18/19 Contracted orthodontic activity (UOA)	0
Carry forward orthodontic activity (UOA)	0
Baseline contract value	£194,667.14

ACCESS*

Patients seen in 24 months	Total	Change since previous quarter
Quarter ending December 2017	2,125	
Quarter ending March 2018	2,184	↑
Quarter ending June 2018	2,197	→
Quarter ending September 2018	2,193	→
Quarter ending December 2018	2,192	→
Variance since December 2017	3.2%	↑



ACTIVITY



Month	Adjusted Scheduled Activity (UDA)	
	2018	2019
April	195	280
May	888	875
June	1,402	1,364
July	1,851	2,121
August	2,424	2,584
September	2,923	3,154
October	3,259	3,480
November	4,107	4,056
December	4,708	4,543
January	5,114	
February	5,922	
March	6,463	
April	6,725	
May	6,729	
June	6,729	

QUALITY

	Quantity	Base Number	Contract	AT	Region	England
% of FP17s for the same patient ID Re-attending within 3 months - Children	35	579	6.0%	9.5%	11.3%	11.8%
% of FP17s for the same patient ID Re-attending within 3 months - Adults	172	1,450	11.9%	13.9%	15.3%	15.6%
% of FP17s for the same patient ID Re-attending between 3 & 9 months - Children	327	579	56.5%	59.6%	61.1%	58.8%
% of FP17s for the same patient ID Re-attending between 3 & 9 months - Adults	740	1,450	51.0%	50.6%	52.4%	51.0%
% of FP17s for Band 1 Urgent Courses	216	1,959	11.0%	10.0%	9.5%	9.0%
% of FP17s Relating to Free Repair or Replacements	48	1,959	2.5%	0.9%	0.7%	0.8%
% of FP17s Relating to Continuations	37	1,959	1.9%	1.0%	0.8%	0.9%
% of Patients satisfied with the dentistry they have received	1	1	N/A	93.6%	93.1%	93.2%
% of Patients satisfied with the time they had to wait for an appointment	1	1	N/A	85.2%	87.8%	88.3%

* This is based on patients treated on this contract for their most recent course of treatment. Figures in italics indicate the base number of FP17s or Patient Questionnaire responses are less than 100. N/A is shown where the base number of responses is less than 10 during the period. % is calculated as Quantity/Base number*100

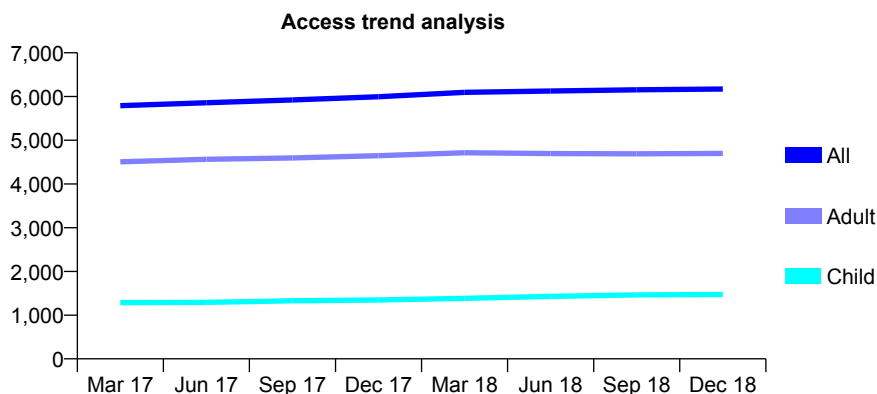
Q66 - Vital Signs At a Glance Contract Report for 136603/0003 - December 2018

Name or company name	Murgelas Practice Management Limited
Contract type name	GDS Contract
Purpose of contract	General
Contract start date	01/04/2011
Contract end date	

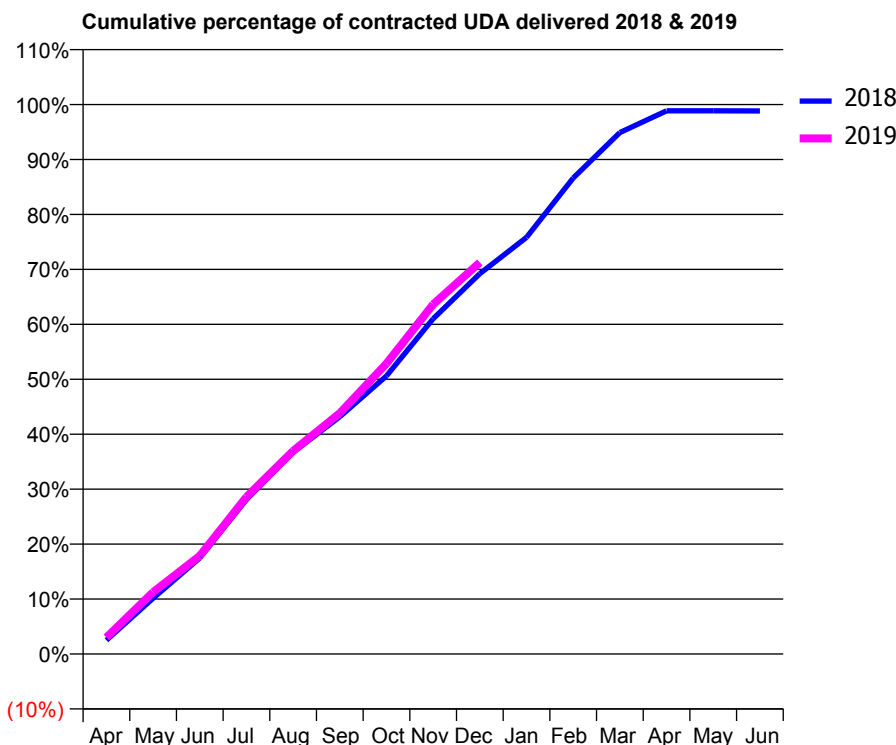
18/19 Contracted general activity (UDA)	19,250
Carry forward general activity (UDA)	116
18/19 Contracted orthodontic activity (UOA)	0
Carry forward orthodontic activity (UOA)	0
Baseline contract value	£562,679.19

ACCESS*

Patients seen in 24 months	Total	Change since previous quarter
Quarter ending December 2017	5,995	
Quarter ending March 2018	6,097	→
Quarter ending June 2018	6,125	→
Quarter ending September 2018	6,154	→
Quarter ending December 2018	6,171	→
Variance since December 2017	2.9%	↑



ACTIVITY



Month	Adjusted Scheduled Activity (UDA)	
	2018	2019
April	482	581
May	1,954	2,171
June	3,365	3,438
July	5,412	5,507
August	7,064	7,116
September	8,313	8,441
October	9,742	10,175
November	11,748	12,252
December	13,325	13,716
January	14,597	
February	16,674	
March	18,266	
April	19,030	
May	19,027	
June	19,026	

QUALITY

	Quantity	Base Number	Contract	AT	Region	England
% of FP17s for the same patient ID Re-attending within 3 months - Children	50	1,431	3.5%	9.5%	11.3%	11.8%
% of FP17s for the same patient ID Re-attending within 3 months - Adults	372	4,030	9.2%	13.9%	15.3%	15.6%
% of FP17s for the same patient ID Re-attending between 3 & 9 months - Children	738	1,431	51.6%	59.6%	61.1%	58.8%
% of FP17s for the same patient ID Re-attending between 3 & 9 months - Adults	1,681	4,030	41.7%	50.6%	52.4%	51.0%
% of FP17s for Band 1 Urgent Courses	577	5,248	11.0%	10.0%	9.5%	9.0%
% of FP17s Relating to Free Repair or Replacements	11	5,248	0.2%	0.9%	0.7%	0.8%
% of FP17s Relating to Continuations	29	5,248	0.6%	1.0%	0.8%	0.9%
% of Patients satisfied with the dentistry they have received	4	4	N/A	93.6%	93.1%	93.2%
% of Patients satisfied with the time they had to wait for an appointment	4	4	N/A	85.2%	87.8%	88.3%

* This is based on patients treated on this contract for their most recent course of treatment. Figures in italics indicate the base number of FP17s or Patient Questionnaire responses are less than 100. N/A is shown where the base number of responses is less than 10 during the period. % is calculated as Quantity/Base number*100

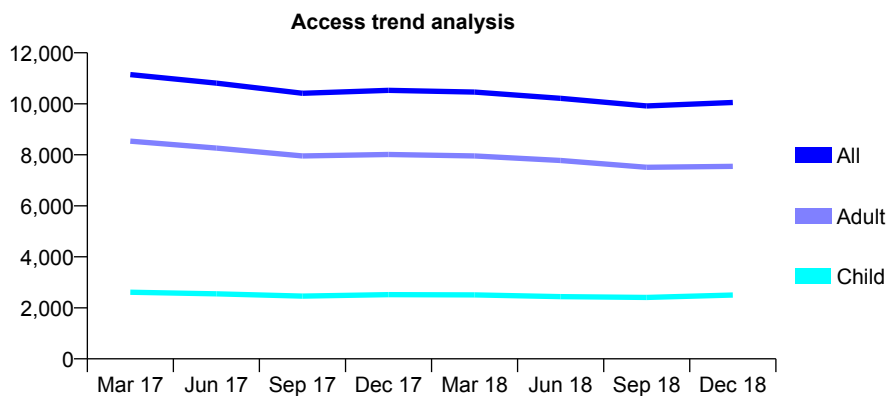
Q66 - Vital Signs At a Glance Contract Report for 137669/0001 - December 2018

Name or company name	Alliance Dental Care Ltd
Contract type name	GDS Contract
Purpose of contract	General
Contract start date	01/04/2012
Contract end date	

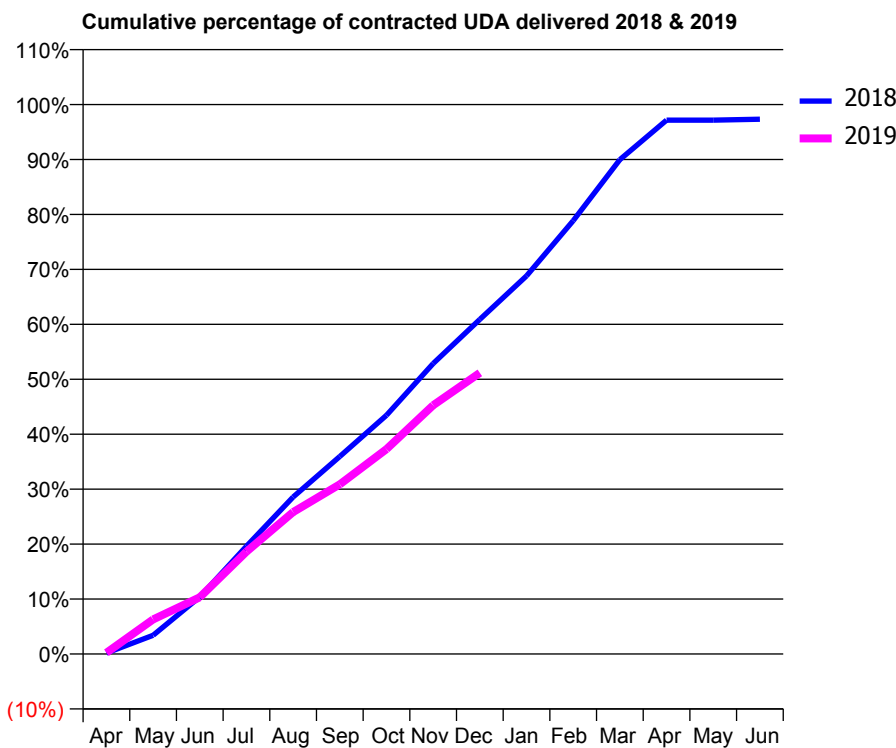
18/19 Contracted general activity (UDA)	40,450
Carry forward general activity (UDA)	758
18/19 Contracted orthodontic activity (UOA)	0
Carry forward orthodontic activity (UOA)	0
Baseline contract value	£1,057,687.54

ACCESS*

Patients seen in 24 months	Total	Change since previous quarter
Quarter ending December 2017	10,527	
Quarter ending March 2018	10,462	→
Quarter ending June 2018	10,216	↓
Quarter ending September 2018	9,918	↓
Quarter ending December 2018	10,054	→
Variance since December 2017	(4.5%)	↓



ACTIVITY



Month	Adjusted Scheduled Activity (UDA)	
	2018	2019
April	58	91
May	1,089	2,545
June	3,321	4,174
July	6,265	7,534
August	9,132	10,446
September	11,486	12,487
October	13,879	15,082
November	16,894	18,313
December	19,453	20,698
January	21,983	
February	25,193	
March	28,749	
April	31,041	
May	31,037	
June	31,097	

QUALITY

	Quantity	Base Number	Contract	AT	Region	England
% of FP17s for the same patient ID Re-attending within 3 months - Children	206	2,433	8.5%	9.5%	11.3%	11.8%
% of FP17s for the same patient ID Re-attending within 3 months - Adults	1,261	7,233	17.4%	13.9%	15.3%	15.6%
% of FP17s for the same patient ID Re-attending between 3 & 9 months - Children	1,295	2,433	53.2%	59.6%	61.1%	58.8%
% of FP17s for the same patient ID Re-attending between 3 & 9 months - Adults	3,496	7,233	48.3%	50.6%	52.4%	51.0%
% of FP17s for Band 1 Urgent Courses	1,473	8,923	16.5%	10.0%	9.5%	9.0%
% of FP17s Relating to Free Repair or Replacements	31	8,923	0.3%	0.9%	0.7%	0.8%
% of FP17s Relating to Continuations	17	8,923	0.2%	1.0%	0.8%	0.9%
% of Patients satisfied with the dentistry they have received	5	8	N/A	93.6%	93.1%	93.2%
% of Patients satisfied with the time they had to wait for an appointment	7	8	N/A	85.2%	87.8%	88.3%

* This is based on patients treated on this contract for their most recent course of treatment. Figures in italics indicate the base number of FP17s or Patient Questionnaire responses are less than 100. N/A is shown where the base number of responses is less than 10 during the period. % is calculated as Quantity/Base number*100

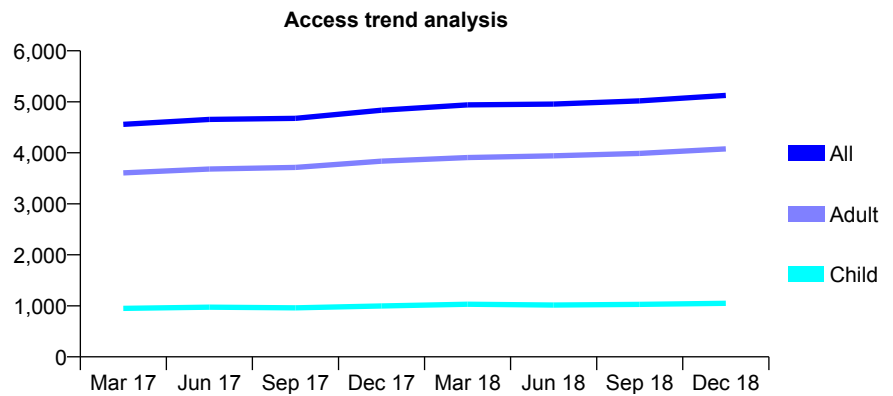
Q66 - Vital Signs At a Glance Contract Report for 138185/0001 - December 2018

Name or company name	Parkhill Dent Ltd
Contract type name	GDS Contract
Purpose of contract	General
Contract start date	19/01/2009
Contract end date	

18/19 Contracted general activity (UDA)	16,000
Carry forward general activity (UDA)	-49
18/19 Contracted orthodontic activity (UOA)	0
Carry forward orthodontic activity (UOA)	0
Baseline contract value	£441,176.01

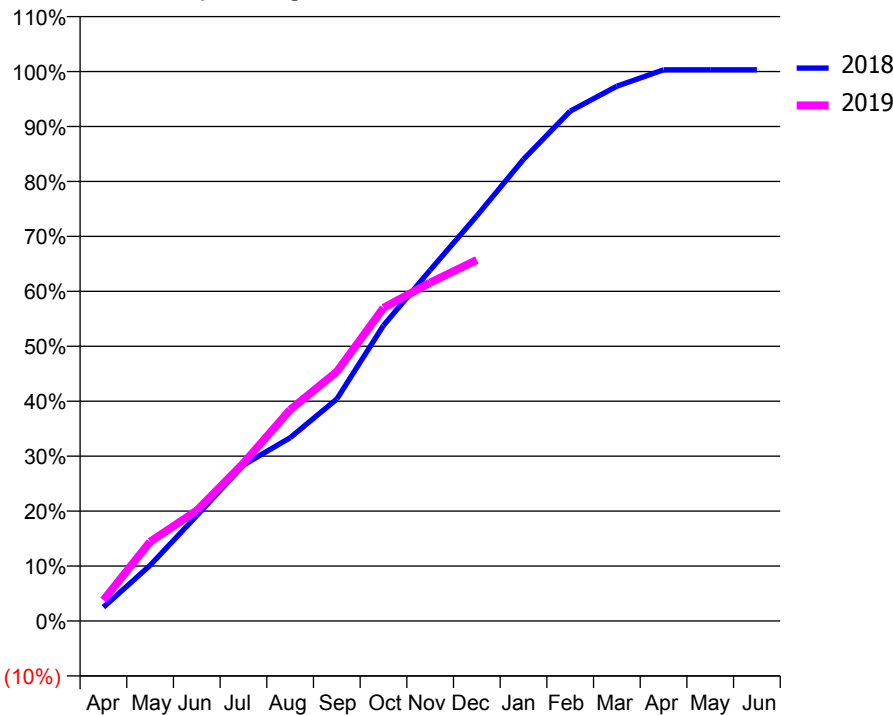
ACCESS*

Patients seen in 24 months	Total	Change since previous quarter
Quarter ending December 2017	4,834	
Quarter ending March 2018	4,939	↑
Quarter ending June 2018	4,956	→
Quarter ending September 2018	5,017	→
Quarter ending December 2018	5,126	↑
Variance since December 2017	6.0%	↑



ACTIVITY

Cumulative percentage of contracted UDA delivered 2018 & 2019



Month	Adjusted Scheduled Activity (UDA)	
	2018	2019
April	414	606
May	1,671	2,308
June	3,165	3,218
July	4,681	4,596
August	5,505	6,152
September	6,666	7,260
October	8,874	9,117
November	10,536	9,853
December	12,167	10,512
January	13,862	
February	15,311	
March	16,059	
April	16,549	
May	16,549	
June	16,549	

QUALITY

	Quantity	Base Number	Contract	AT	Region	England
% of FP17s for the same patient ID Re-attending within 3 months - Children	79	1,008	7.8%	9.5%	11.3%	11.8%
% of FP17s for the same patient ID Re-attending within 3 months - Adults	559	3,652	15.3%	13.9%	15.3%	15.6%
% of FP17s for the same patient ID Re-attending between 3 & 9 months - Children	541	1,008	53.7%	59.6%	61.1%	58.8%
% of FP17s for the same patient ID Re-attending between 3 & 9 months - Adults	1,869	3,652	51.2%	50.6%	52.4%	51.0%
% of FP17s for Band 1 Urgent Courses	391	4,457	8.8%	10.0%	9.5%	9.0%
% of FP17s Relating to Free Repair or Replacements	17	4,457	0.4%	0.9%	0.7%	0.8%
% of FP17s Relating to Continuations	75	4,457	1.7%	1.0%	0.8%	0.9%
% of Patients satisfied with the dentistry they have received	3	3	N/A	93.6%	93.1%	93.2%
% of Patients satisfied with the time they had to wait for an appointment	3	3	N/A	85.2%	87.8%	88.3%

* This is based on patients treated on this contract for their most recent course of treatment. Figures in italics indicate the base number of FP17s or Patient Questionnaire responses are less than 100. N/A is shown where the base number of responses is less than 10 during the period. % is calculated as Quantity/Base number*100

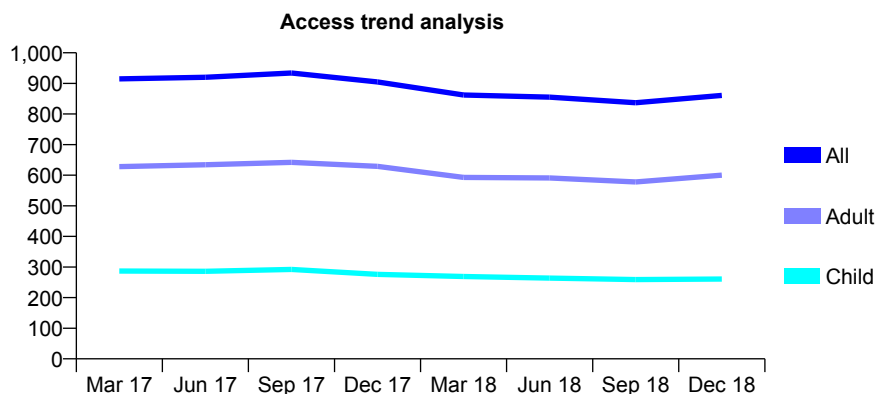
Q66 - Vital Signs At a Glance Contract Report for 139025/0001 - December 2018

Name or company name	Terrace Practice Care Ltd
Contract type name	GDS Contract
Purpose of contract	General
Contract start date	01/07/2007
Contract end date	

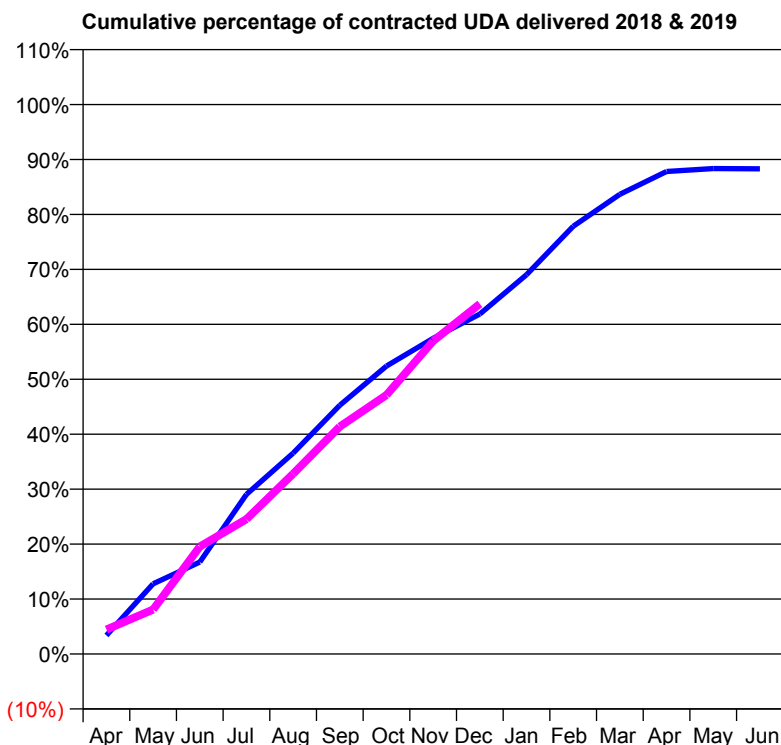
18/19 Contracted general activity (UDA)	1,900
Carry forward general activity (UDA)	0
18/19 Contracted orthodontic activity (UOA)	0
Carry forward orthodontic activity (UOA)	0
Baseline contract value	£41,345.90

ACCESS*

Patients seen in 24 months	Total	Change since previous quarter
Quarter ending December 2017	905	
Quarter ending March 2018	862	↓
Quarter ending June 2018	855	→
Quarter ending September 2018	837	↓
Quarter ending December 2018	861	↑
Variance since December 2017	(4.9%)	↓



ACTIVITY



Month	Adjusted Scheduled Activity (UDA)	
	2018	2019
April	64	84
May	243	154
June	318	371
July	552	467
August	694	623
September	860	786
October	996	896
November	1,092	1,082
December	1,175	1,210
January	1,312	
February	1,479	
March	1,590	
April	1,668	
May	1,678	
June	1,677	

QUALITY

	Quantity	Base Number	Contract	AT	Region	England
% of FP17s for the same patient ID Re-attending within 3 months - Children	17	358	4.7%	9.5%	11.3%	11.8%
% of FP17s for the same patient ID Re-attending within 3 months - Adults	106	730	14.5%	13.9%	15.3%	15.6%
% of FP17s for the same patient ID Re-attending between 3 & 9 months - Children	248	358	69.3%	59.6%	61.1%	58.8%
% of FP17s for the same patient ID Re-attending between 3 & 9 months - Adults	441	730	60.4%	50.6%	52.4%	51.0%
% of FP17s for Band 1 Urgent Courses	57	669	8.5%	10.0%	9.5%	9.0%
% of FP17s Relating to Free Repair or Replacements	0	669	0.0%	0.9%	0.7%	0.8%
% of FP17s Relating to Continuations	0	669	0.0%	1.0%	0.8%	0.9%
% of Patients satisfied with the dentistry they have received	0	0	N/A	93.6%	93.1%	93.2%
% of Patients satisfied with the time they had to wait for an appointment	0	0	N/A	85.2%	87.8%	88.3%

* This is based on patients treated on this contract for their most recent course of treatment. Figures in italics indicate the base number of FP17s or Patient Questionnaire responses are less than 100. N/A is shown where the base number of responses is less than 10 during the period. % is calculated as Quantity/Base number*100

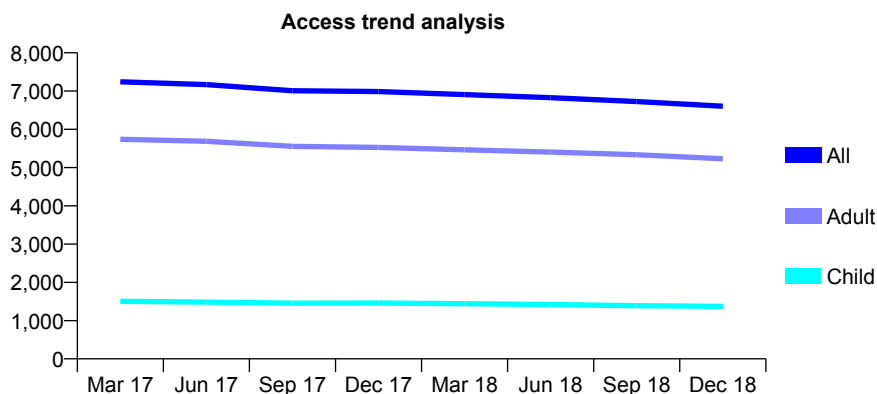
Q66 - Vital Signs At a Glance Contract Report for 139459/0001 - December 2018

Name or company name	The Helston Dental Practice Partnership
Contract type name	GDS Contract
Purpose of contract	General
Contract start date	01/08/2011
Contract end date	

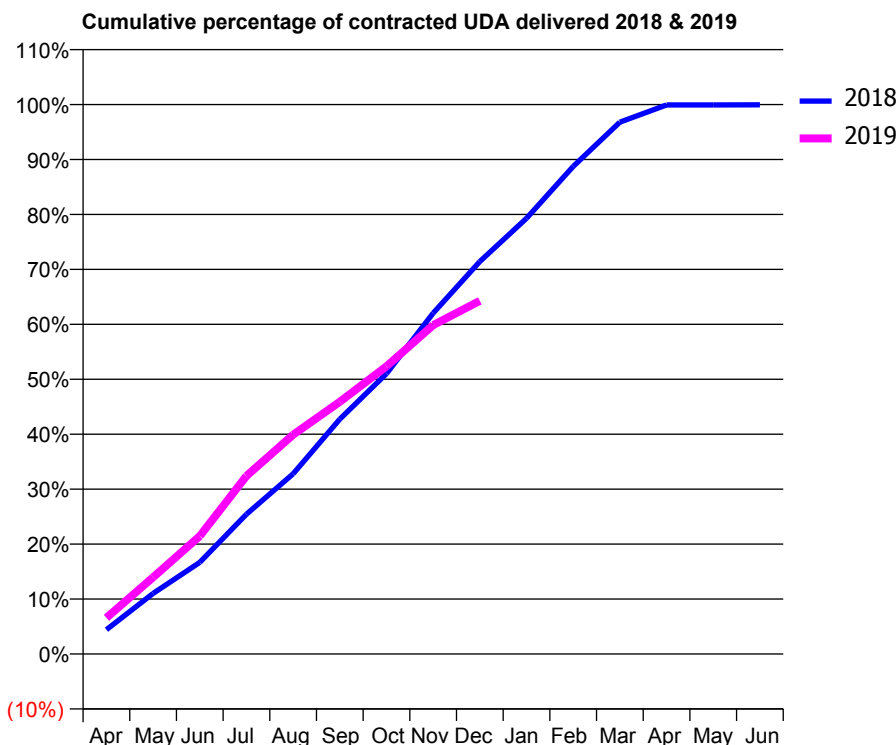
18/19 Contracted general activity (UDA)	15,923
Carry forward general activity (UDA)	9
18/19 Contracted orthodontic activity (UOA)	0
Carry forward orthodontic activity (UOA)	0
Baseline contract value	£424,749.01

ACCESS*

Patients seen in 24 months	Total	Change since previous quarter
Quarter ending December 2017	6,986	
Quarter ending March 2018	6,906	↓
Quarter ending June 2018	6,826	↓
Quarter ending September 2018	6,726	↓
Quarter ending December 2018	6,603	↓
Variance since December 2017	(5.5%)	↓



ACTIVITY



Month	Adjusted Scheduled Activity (UDA)	
	2018	2019
April	732	1,047
May	1,821	2,222
June	2,751	3,418
July	4,198	5,159
August	5,412	6,353
September	7,051	7,311
October	8,417	8,337
November	10,235	9,530
December	11,787	10,235
January	13,082	
February	14,642	
March	15,971	
April	16,486	
May	16,488	
June	16,491	

QUALITY

	Quantity	Base Number	Contract	AT	Region	England
% of FP17s for the same patient ID Re-attending within 3 months - Children	67	1,317	5.1%	9.5%	11.3%	11.8%
% of FP17s for the same patient ID Re-attending within 3 months - Adults	479	4,010	11.9%	13.9%	15.3%	15.6%
% of FP17s for the same patient ID Re-attending between 3 & 9 months - Children	822	1,317	62.4%	59.6%	61.1%	58.8%
% of FP17s for the same patient ID Re-attending between 3 & 9 months - Adults	1,454	4,010	36.3%	50.6%	52.4%	51.0%
% of FP17s for Band 1 Urgent Courses	415	5,064	8.2%	10.0%	9.5%	9.0%
% of FP17s Relating to Free Repair or Replacements	33	5,064	0.7%	0.9%	0.7%	0.8%
% of FP17s Relating to Continuations	72	5,064	1.4%	1.0%	0.8%	0.9%
% of Patients satisfied with the dentistry they have received	1	1	N/A	93.6%	93.1%	93.2%
% of Patients satisfied with the time they had to wait for an appointment	1	1	N/A	85.2%	87.8%	88.3%

* This is based on patients treated on this contract for their most recent course of treatment. Figures in italics indicate the base number of FP17s or Patient Questionnaire responses are less than 100. N/A is shown where the base number of responses is less than 10 during the period. % is calculated as Quantity/Base number*100

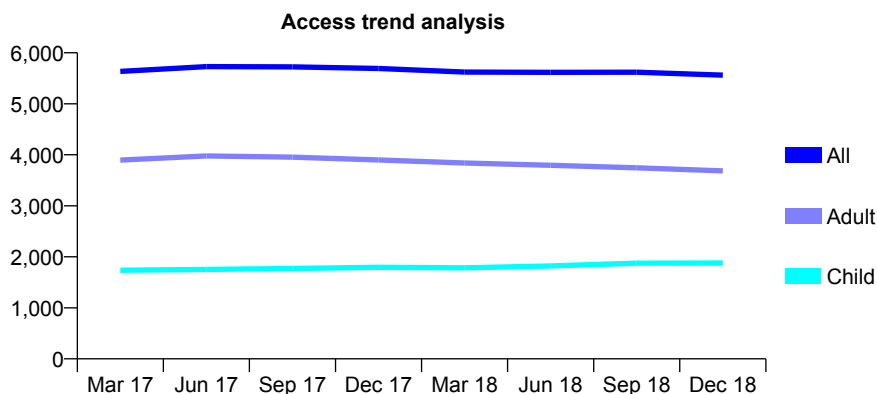
Q66 - Vital Signs At a Glance Contract Report for 141461/0001 - December 2018

Name or company name	Queen Annes Dental Practice Limited
Contract type name	GDS Contract
Purpose of contract	General and Orthodontic
Contract start date	01/10/2007
Contract end date	

18/19 Contracted general activity (UDA)	14,575
Carry forward general activity (UDA)	0
18/19 Contracted orthodontic activity (UOA)	700
Carry forward orthodontic activity (UOA)	0
Baseline contract value	£449,782.25

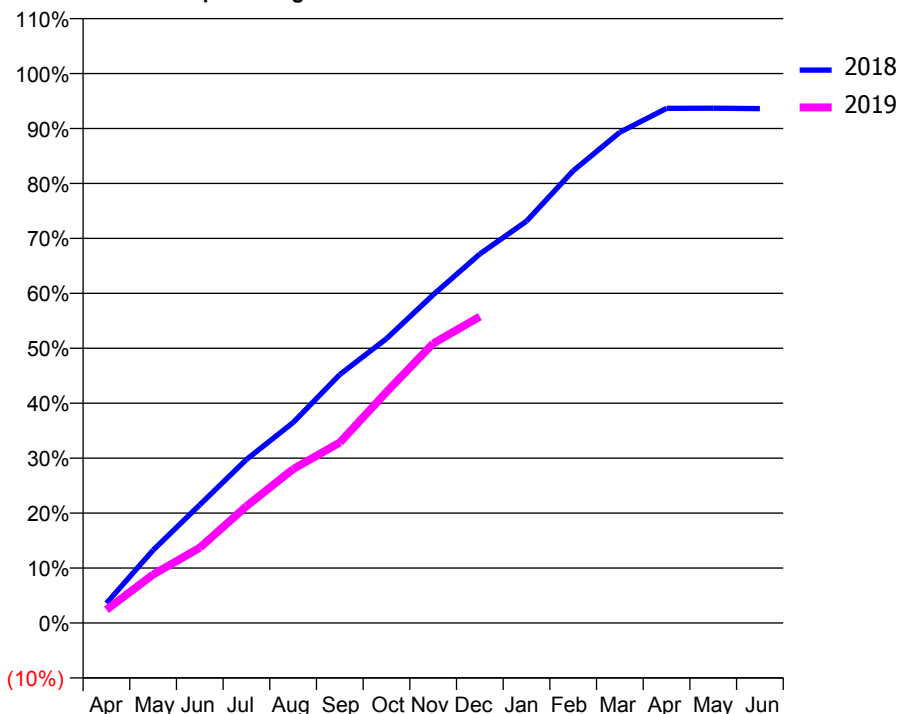
ACCESS*

Patients seen in 24 months	Total	Change since previous quarter
Quarter ending December 2017	5,693	
Quarter ending March 2018	5,623	↓
Quarter ending June 2018	5,616	→
Quarter ending September 2018	5,620	→
Quarter ending December 2018	5,562	↓
Variance since December 2017	(2.3%)	↓



ACTIVITY

Cumulative percentage of contracted UDA delivered 2018 & 2019



Adjusted Scheduled Activity (UDA)

Month	2018	2019
April	526	353
May	1,933	1,285
June	3,136	1,997
July	4,338	3,098
August	5,318	4,082
September	6,591	4,788
October	7,542	6,129
November	8,705	7,414
December	9,788	8,125
January	10,659	
February	11,996	
March	13,017	
April	13,650	
May	13,656	
June	13,645	

QUALITY

	Quantity	Base Number	Contract	AT	Region	England
% of FP17s for the same patient ID Re-attending within 3 months - Children	236	2,326	10.1%	9.5%	11.3%	11.8%
% of FP17s for the same patient ID Re-attending within 3 months - Adults	543	3,731	14.6%	13.9%	15.3%	15.6%
% of FP17s for the same patient ID Re-attending between 3 & 9 months - Children	1,501	2,326	64.5%	59.6%	61.1%	58.8%
% of FP17s for the same patient ID Re-attending between 3 & 9 months - Adults	2,249	3,731	60.3%	50.6%	52.4%	51.0%
% of FP17s for Band 1 Urgent Courses	383	5,001	7.7%	10.0%	9.5%	9.0%
% of FP17s Relating to Free Repair or Replacements	25	5,001	0.5%	0.9%	0.7%	0.8%
% of FP17s Relating to Continuations	12	5,001	0.2%	1.0%	0.8%	0.9%
% of Patients satisfied with the dentistry they have received	3	3	N/A	93.6%	93.1%	93.2%
% of Patients satisfied with the time they had to wait for an appointment	2	3	N/A	85.2%	87.8%	88.3%

* This is based on patients treated on this contract for their most recent course of treatment. Figures in italics indicate the base number of FP17s or Patient Questionnaire responses are less than 100. N/A is shown where the base number of responses is less than 10 during the period. % is calculated as Quantity/Base number*100

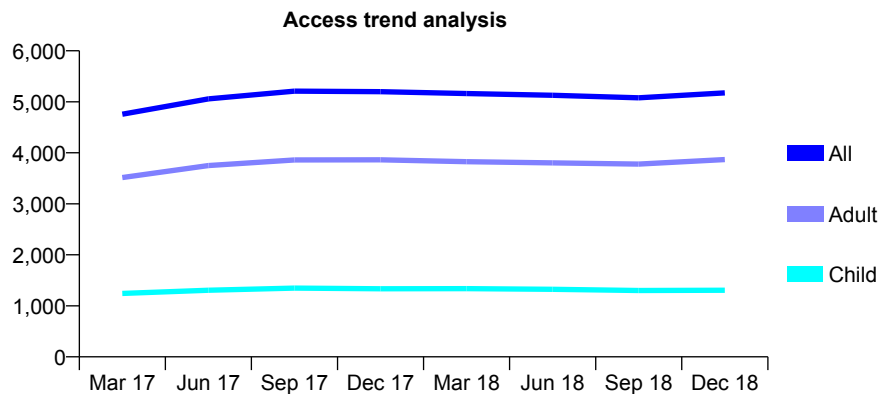
Q66 - Vital Signs At a Glance Contract Report for 144886/0001 - December 2018

Name or company name	Bodmin Dental Care Ltd
Contract type name	GDS Contract
Purpose of contract	General
Contract start date	01/01/2008
Contract end date	

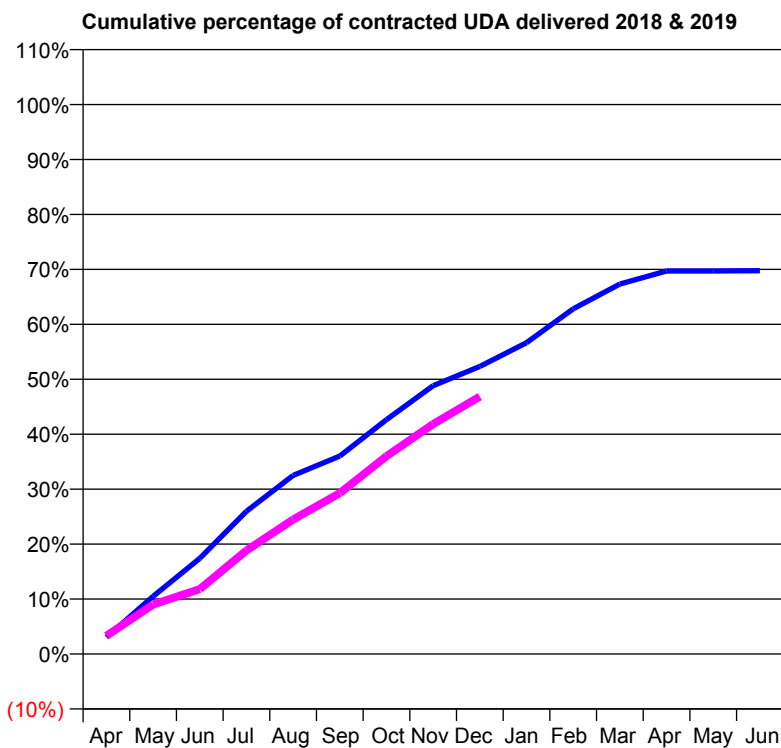
18/19 Contracted general activity (UDA)	21,112
Carry forward general activity (UDA)	0
18/19 Contracted orthodontic activity (UOA)	0
Carry forward orthodontic activity (UOA)	0
Baseline contract value	£511,495.10

ACCESS*

Patients seen in 24 months	Total	Change since previous quarter
Quarter ending December 2017	5,199	
Quarter ending March 2018	5,161	→
Quarter ending June 2018	5,127	→
Quarter ending September 2018	5,079	→
Quarter ending December 2018	5,174	→
Variance since December 2017	(0.5%)	→



ACTIVITY



Month	Adjusted Scheduled Activity (UDA)	
	2018	2019
April	641	698
May	2,218	1,904
June	3,677	2,491
July	5,484	3,979
August	6,862	5,165
September	7,603	6,183
October	9,007	7,600
November	10,310	8,836
December	11,050	9,889
January	11,962	
February	13,263	
March	14,213	
April	14,719	
May	14,717	
June	14,726	

QUALITY

	Quantity	Base Number	Contract	AT	Region	England
% of FP17s for the same patient ID Re-attending within 3 months - Children	119	1,393	8.5%	9.5%	11.3%	11.8%
% of FP17s for the same patient ID Re-attending within 3 months - Adults	577	3,897	14.8%	13.9%	15.3%	15.6%
% of FP17s for the same patient ID Re-attending between 3 & 9 months - Children	686	1,393	49.2%	59.6%	61.1%	58.8%
% of FP17s for the same patient ID Re-attending between 3 & 9 months - Adults	2,083	3,897	53.5%	50.6%	52.4%	51.0%
% of FP17s for Band 1 Urgent Courses	449	4,991	9.0%	10.0%	9.5%	9.0%
% of FP17s Relating to Free Repair or Replacements	123	4,991	2.5%	0.9%	0.7%	0.8%
% of FP17s Relating to Continuations	32	4,991	0.6%	1.0%	0.8%	0.9%
% of Patients satisfied with the dentistry they have received	10	10	100.0%	93.6%	93.1%	93.2%
% of Patients satisfied with the time they had to wait for an appointment	8	10	80.0%	85.2%	87.8%	88.3%

* This is based on patients treated on this contract for their most recent course of treatment. Figures in italics indicate the base number of FP17s or Patient Questionnaire responses are less than 100. N/A is shown where the base number of responses is less than 10 during the period. % is calculated as Quantity/Base number*100

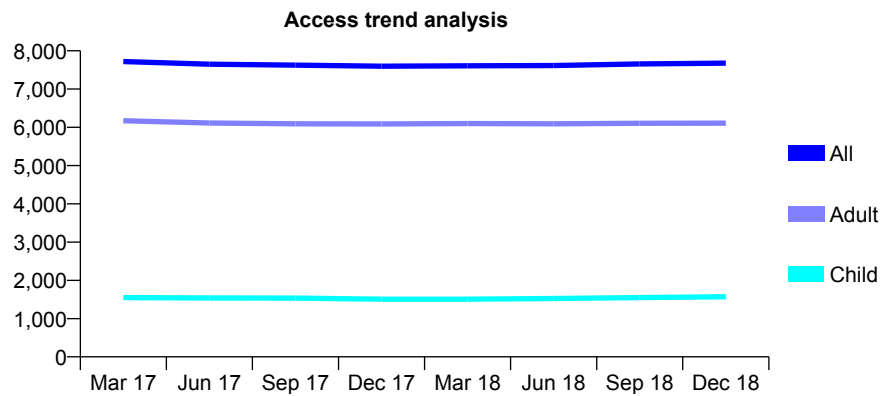
Q66 - Vital Signs At a Glance Contract Report for 145866/0001 - December 2018

Name or company name	Cathedral House Partnership
Contract type name	GDS Contract
Purpose of contract	General
Contract start date	01/10/2014
Contract end date	

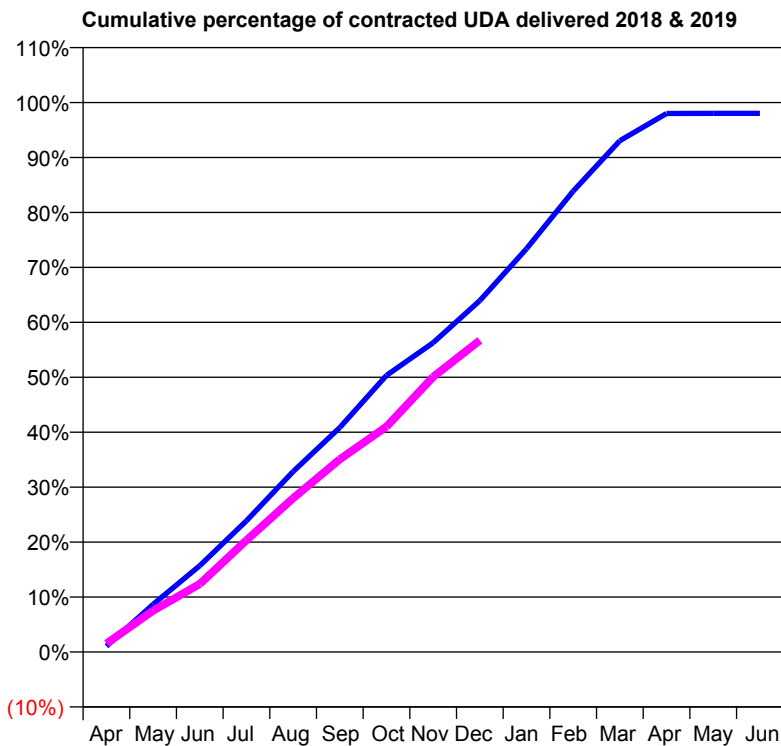
18/19 Contracted general activity (UDA)	31,751
Carry forward general activity (UDA)	546
18/19 Contracted orthodontic activity (UOA)	0
Carry forward orthodontic activity (UOA)	0
Baseline contract value	£840,228.58

ACCESS*

Patients seen in 24 months	Total	Change since previous quarter
Quarter ending December 2017	7,596	
Quarter ending March 2018	7,607	→
Quarter ending June 2018	7,616	→
Quarter ending September 2018	7,656	→
Quarter ending December 2018	7,678	→
Variance since December 2017	1.1%	→



ACTIVITY



Month	Adjusted Scheduled Activity (UDA)	
	2018	2019
April	290	492
May	2,409	2,389
June	4,359	3,933
July	6,633	6,464
August	9,116	8,885
September	11,336	11,134
October	13,970	13,025
November	15,619	15,898
December	17,745	18,010
January	20,367	
February	23,277	
March	25,824	
April	27,194	
May	27,203	
June	27,205	

QUALITY

	Quantity	Base Number	Contract	AT	Region	England
% of FP17s for the same patient ID Re-attending within 3 months - Children	116	1,794	6.5%	9.5%	11.3%	11.8%
% of FP17s for the same patient ID Re-attending within 3 months - Adults	1,036	7,095	14.6%	13.9%	15.3%	15.6%
% of FP17s for the same patient ID Re-attending between 3 & 9 months - Children	1,093	1,794	60.9%	59.6%	61.1%	58.8%
% of FP17s for the same patient ID Re-attending between 3 & 9 months - Adults	4,050	7,095	57.1%	50.6%	52.4%	51.0%
% of FP17s for Band 1 Urgent Courses	533	8,416	6.3%	10.0%	9.5%	9.0%
% of FP17s Relating to Free Repair or Replacements	54	8,416	0.6%	0.9%	0.7%	0.8%
% of FP17s Relating to Continuations	84	8,416	1.0%	1.0%	0.8%	0.9%
% of Patients satisfied with the dentistry they have received	13	14	92.9%	93.6%	93.1%	93.2%
% of Patients satisfied with the time they had to wait for an appointment	14	14	100.0%	85.2%	87.8%	88.3%

* This is based on patients treated on this contract for their most recent course of treatment. Figures in italics indicate the base number of FP17s or Patient Questionnaire responses are less than 100. N/A is shown where the base number of responses is less than 10 during the period. % is calculated as Quantity/Base number*100

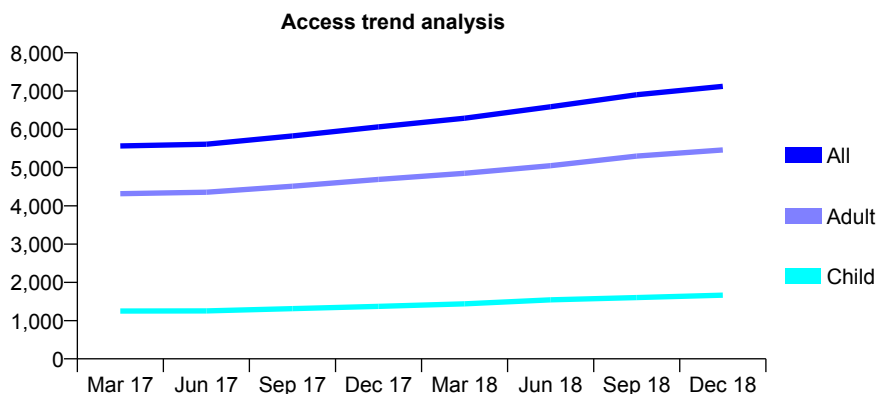
Q66 - Vital Signs At a Glance Contract Report for 148334/0001 - December 2018

Name or company name	Cedar Hut Dental Limited
Contract type name	GDS Contract
Purpose of contract	General
Contract start date	30/04/2013
Contract end date	

18/19 Contracted general activity (UDA)	19,600
Carry forward general activity (UDA)	3,132
18/19 Contracted orthodontic activity (UOA)	0
Carry forward orthodontic activity (UOA)	0
Baseline contract value	£520,752.09

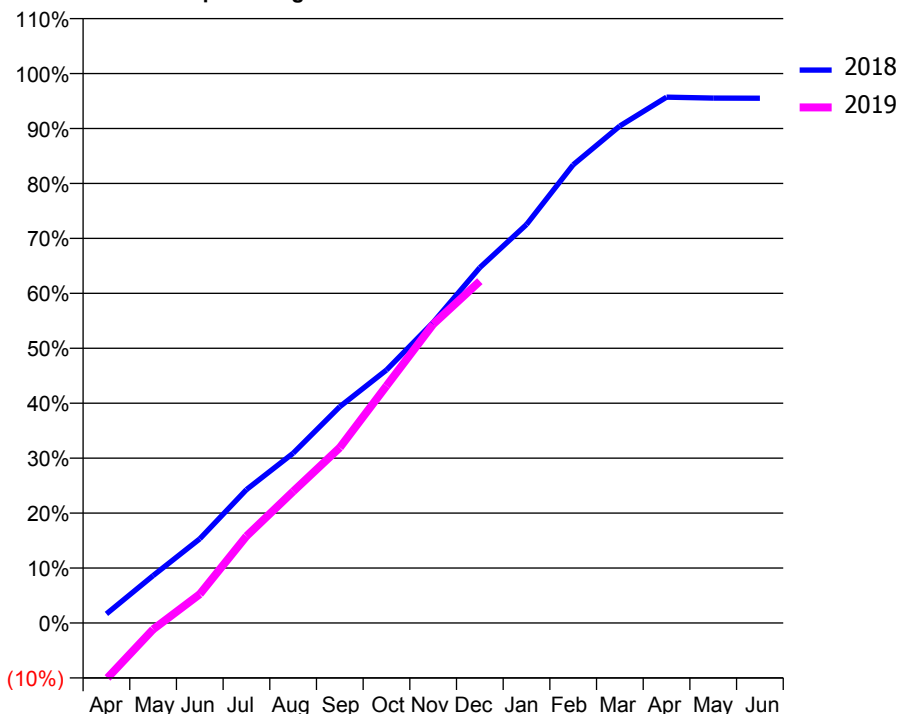
ACCESS*

Patients seen in 24 months	Total	Change since previous quarter
Quarter ending December 2017	6,063	
Quarter ending March 2018	6,289	↑
Quarter ending June 2018	6,591	↑
Quarter ending September 2018	6,903	↑
Quarter ending December 2018	7,124	↑
Variance since December 2017	17.5%	↑



ACTIVITY

Cumulative percentage of contracted UDA delivered 2018 & 2019



Month	Adjusted Scheduled Activity (UDA)	
	2018	2019
April	324	-2,004
May	1,689	-228
June	3,004	1,030
July	4,757	3,098
August	6,056	4,692
September	7,718	6,257
October	9,026	8,458
November	10,721	10,656
December	12,679	12,191
January	14,216	
February	16,347	
March	17,730	
April	18,757	
May	18,721	
June	18,716	

QUALITY

	Quantity	Base Number	Contract	AT	Region	England
% of FP17s for the same patient ID Re-attending within 3 months - Children	161	2,079	7.7%	9.5%	11.3%	11.8%
% of FP17s for the same patient ID Re-attending within 3 months - Adults	791	6,523	12.1%	13.9%	15.3%	15.6%
% of FP17s for the same patient ID Re-attending between 3 & 9 months - Children	1,329	2,079	63.9%	59.6%	61.1%	58.8%
% of FP17s for the same patient ID Re-attending between 3 & 9 months - Adults	3,997	6,523	61.3%	50.6%	52.4%	51.0%
% of FP17s for Band 1 Urgent Courses	579	7,590	7.6%	10.0%	9.5%	9.0%
% of FP17s Relating to Free Repair or Replacements	42	7,590	0.6%	0.9%	0.7%	0.8%
% of FP17s Relating to Continuations	16	7,590	0.2%	1.0%	0.8%	0.9%
% of Patients satisfied with the dentistry they have received	5	5	N/A	93.6%	93.1%	93.2%
% of Patients satisfied with the time they had to wait for an appointment	5	5	N/A	85.2%	87.8%	88.3%

* This is based on patients treated on this contract for their most recent course of treatment. Figures in italics indicate the base number of FP17s or Patient Questionnaire responses are less than 100. N/A is shown where the base number of responses is less than 10 during the period. % is calculated as Quantity/Base number*100

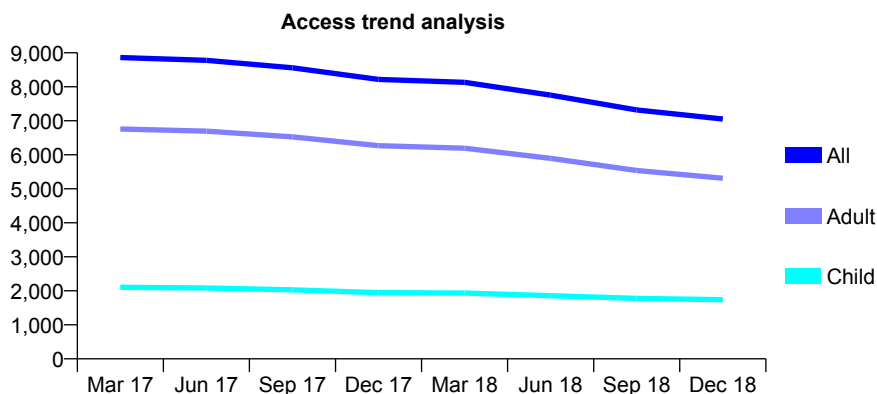
Q66 - Vital Signs At a Glance Contract Report for 149756/0001 - December 2018

Name or company name	IDH 331 Ltd
Contract type name	GDS Contract
Purpose of contract	General
Contract start date	01/12/2008
Contract end date	

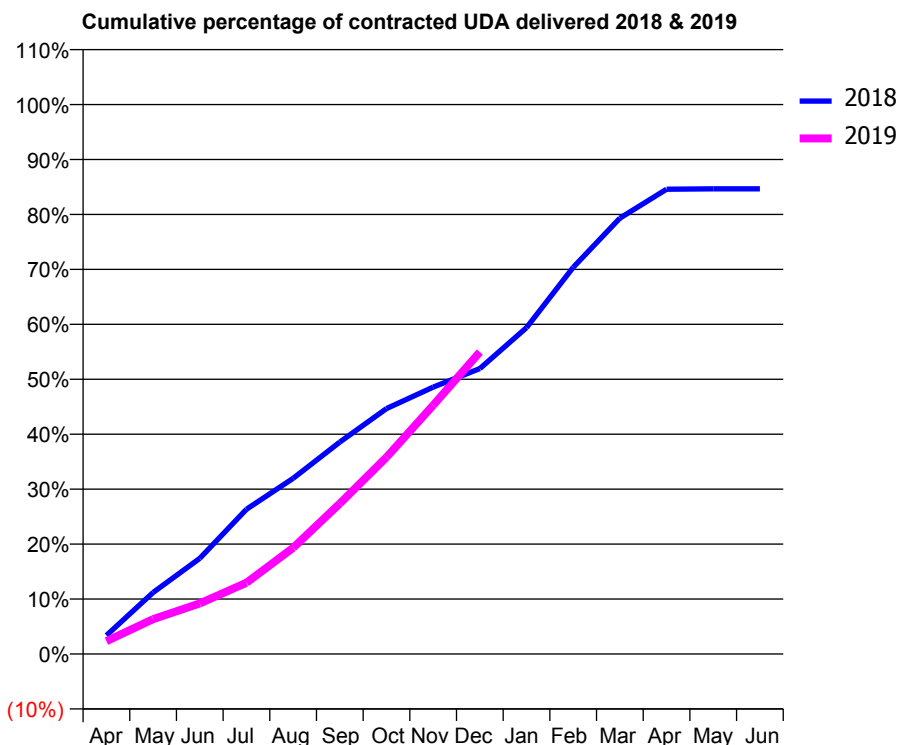
18/19 Contracted general activity (UDA)	14,552
Carry forward general activity (UDA)	0
18/19 Contracted orthodontic activity (UOA)	0
Carry forward orthodontic activity (UOA)	0
Baseline contract value	£390,933.62

ACCESS*

Patients seen in 24 months	Total	Change since previous quarter
Quarter ending December 2017	8,216	
Quarter ending March 2018	8,131	↓
Quarter ending June 2018	7,753	↓
Quarter ending September 2018	7,318	↓
Quarter ending December 2018	7,051	↓
Variance since December 2017	(14.2%)	↓



ACTIVITY



Month	Adjusted Scheduled Activity (UDA)	
	2018	2019
April	690	339
May	2,289	925
June	3,559	1,339
July	5,387	1,889
August	6,541	2,813
September	7,890	3,986
October	9,137	5,211
November	9,934	6,587
December	10,622	7,997
January	12,145	
February	14,389	
March	16,223	
April	17,300	
May	17,311	
June	17,311	

QUALITY

	Quantity	Base Number	Contract	AT	Region	England
% of FP17s for the same patient ID Re-attending within 3 months - Children	59	1,470	4.0%	9.5%	11.3%	11.8%
% of FP17s for the same patient ID Re-attending within 3 months - Adults	399	4,074	9.8%	13.9%	15.3%	15.6%
% of FP17s for the same patient ID Re-attending between 3 & 9 months - Children	747	1,470	50.8%	59.6%	61.1%	58.8%
% of FP17s for the same patient ID Re-attending between 3 & 9 months - Adults	1,770	4,074	43.4%	50.6%	52.4%	51.0%
% of FP17s for Band 1 Urgent Courses	715	5,017	14.3%	10.0%	9.5%	9.0%
% of FP17s Relating to Free Repair or Replacements	38	5,017	0.8%	0.9%	0.7%	0.8%
% of FP17s Relating to Continuations	48	5,017	1.0%	1.0%	0.8%	0.9%
% of Patients satisfied with the dentistry they have received	4	4	N/A	93.6%	93.1%	93.2%
% of Patients satisfied with the time they had to wait for an appointment	4	4	N/A	85.2%	87.8%	88.3%

* This is based on patients treated on this contract for their most recent course of treatment. Figures in italics indicate the base number of FP17s or Patient Questionnaire responses are less than 100. N/A is shown where the base number of responses is less than 10 during the period. % is calculated as Quantity/Base number*100

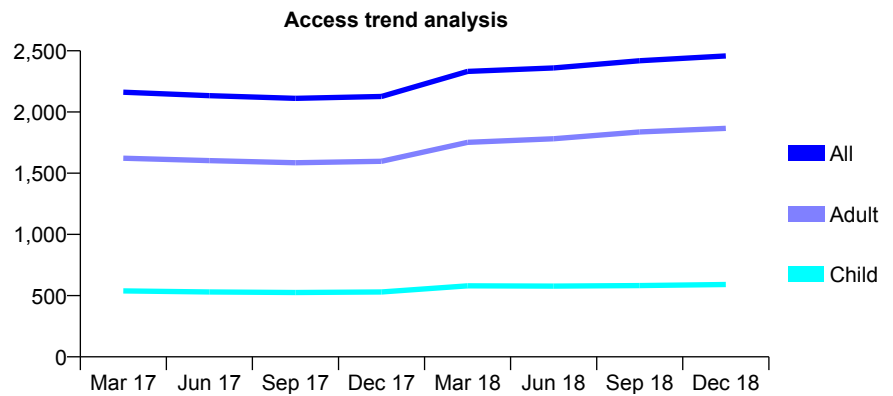
Q66 - Vital Signs At a Glance Contract Report for 150088/0001 - December 2018

Name or company name	Ben Pearson Limited
Contract type name	GDS Contract
Purpose of contract	General
Contract start date	01/04/2010
Contract end date	

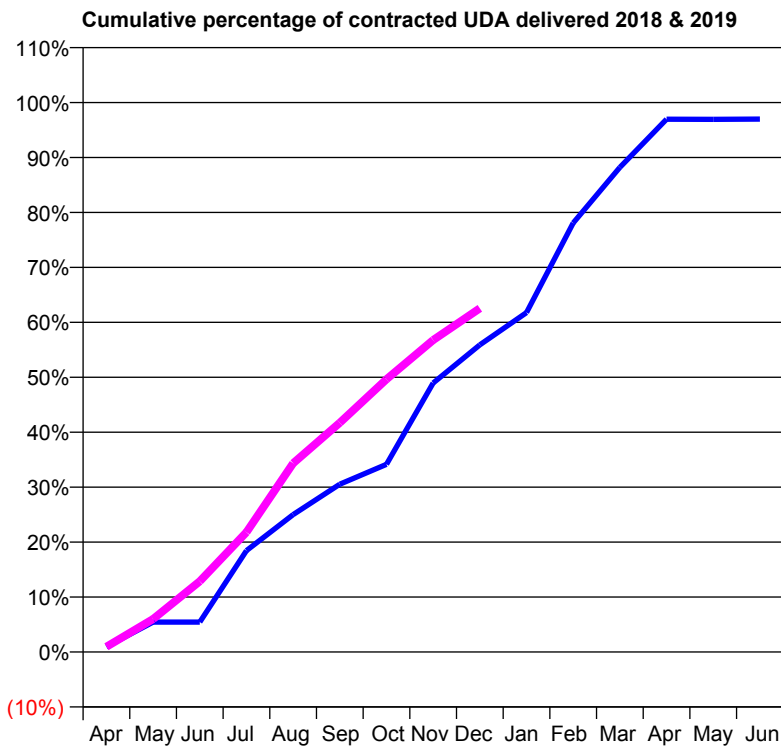
18/19 Contracted general activity (UDA)	6,422
Carry forward general activity (UDA)	193
18/19 Contracted orthodontic activity (UOA)	0
Carry forward orthodontic activity (UOA)	0
Baseline contract value	£224,769.76

ACCESS*

Patients seen in 24 months	Total	Change since previous quarter
Quarter ending December 2017	2,127	
Quarter ending March 2018	2,332	↑
Quarter ending June 2018	2,360	→
Quarter ending September 2018	2,419	↑
Quarter ending December 2018	2,458	→
Variance since December 2017	15.6%	↑



ACTIVITY



Month	Adjusted Scheduled Activity (UDA)	
	2018	2019
April	61	62
May	349	386
June	349	827
July	1,185	1,400
August	1,607	2,206
September	1,961	2,679
October	2,194	3,188
November	3,144	3,646
December	3,590	4,017
January	3,967	
February	5,015	
March	5,664	
April	6,227	
May	6,226	
June	6,229	

QUALITY

	Quantity	Base Number	Contract	AT	Region	England
% of FP17s for the same patient ID Re-attending within 3 months - Children	51	693	7.4%	9.5%	11.3%	11.8%
% of FP17s for the same patient ID Re-attending within 3 months - Adults	249	1,914	13.0%	13.9%	15.3%	15.6%
% of FP17s for the same patient ID Re-attending between 3 & 9 months - Children	414	693	59.7%	59.6%	61.1%	58.8%
% of FP17s for the same patient ID Re-attending between 3 & 9 months - Adults	855	1,914	44.7%	50.6%	52.4%	51.0%
% of FP17s for Band 1 Urgent Courses	117	2,390	4.9%	10.0%	9.5%	9.0%
% of FP17s Relating to Free Repair or Replacements	20	2,390	0.8%	0.9%	0.7%	0.8%
% of FP17s Relating to Continuations	26	2,390	1.1%	1.0%	0.8%	0.9%
% of Patients satisfied with the dentistry they have received	0	1	N/A	93.6%	93.1%	93.2%
% of Patients satisfied with the time they had to wait for an appointment	0	1	N/A	85.2%	87.8%	88.3%

* This is based on patients treated on this contract for their most recent course of treatment. Figures in italics indicate the base number of FP17s or Patient Questionnaire responses are less than 100. N/A is shown where the base number of responses is less than 10 during the period. % is calculated as Quantity/Base number*100

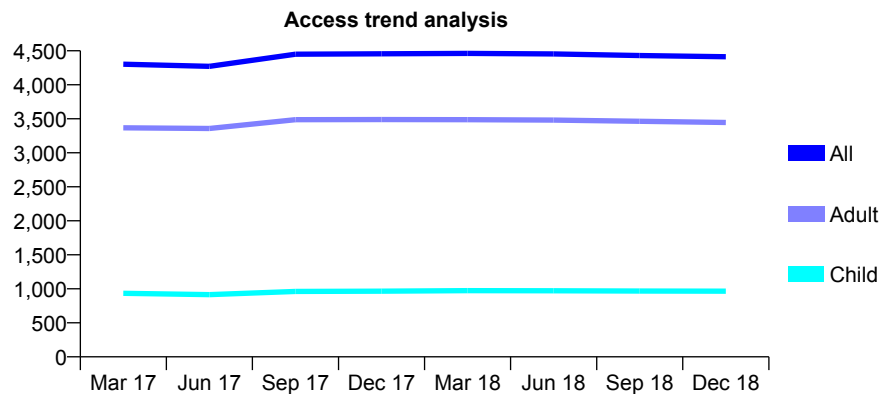
Q66 - Vital Signs At a Glance Contract Report for 150940/0001 - December 2018

Name or company name	Salisbury Villa Ltd
Contract type name	GDS Contract
Purpose of contract	General
Contract start date	03/12/2007
Contract end date	

18/19 Contracted general activity (UDA)	9,000
Carry forward general activity (UDA)	-120
18/19 Contracted orthodontic activity (UOA)	0
Carry forward orthodontic activity (UOA)	0
Baseline contract value	£233,053.77

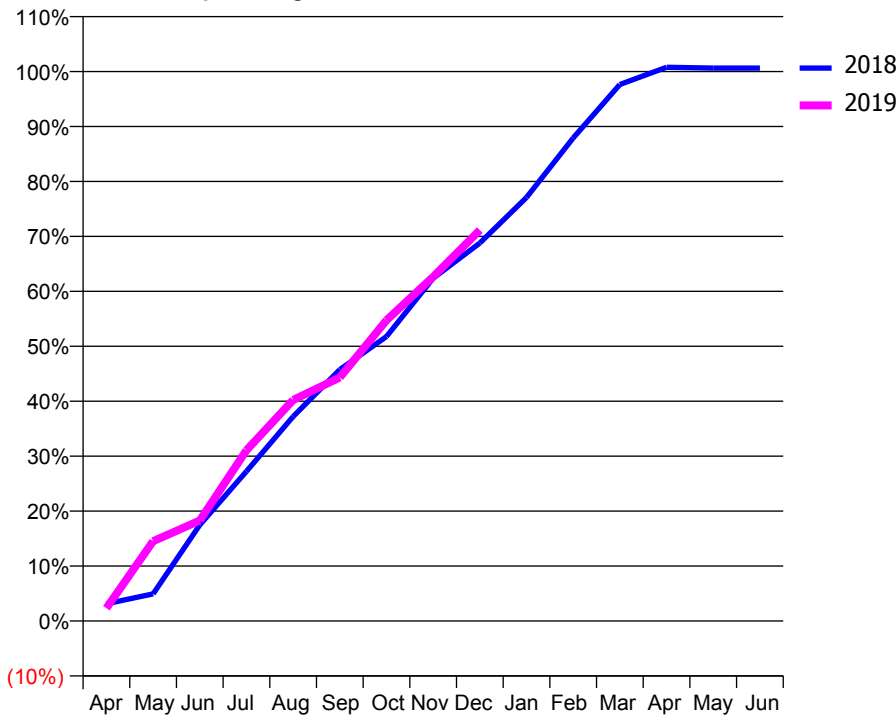
ACCESS*

Patients seen in 24 months	Total	Change since previous quarter
Quarter ending December 2017	4,456	
Quarter ending March 2018	4,461	→
Quarter ending June 2018	4,454	→
Quarter ending September 2018	4,431	→
Quarter ending December 2018	4,412	→
Variance since December 2017	(1.0%)	→



ACTIVITY

Cumulative percentage of contracted UDA delivered 2018 & 2019



Month	Adjusted Scheduled Activity (UDA)	
	2018	2019
April	283	211
May	444	1,308
June	1,574	1,645
July	2,451	2,796
August	3,348	3,621
September	4,117	3,988
October	4,660	4,927
November	5,613	5,637
December	6,191	6,402
January	6,938	
February	7,912	
March	8,787	
April	9,068	
May	9,056	
June	9,056	

QUALITY

	Quantity	Base Number	Contract	AT	Region	England
% of FP17s for the same patient ID Re-attending within 3 months - Children	111	1,154	9.6%	9.5%	11.3%	11.8%
% of FP17s for the same patient ID Re-attending within 3 months - Adults	570	3,816	14.9%	13.9%	15.3%	15.6%
% of FP17s for the same patient ID Re-attending between 3 & 9 months - Children	717	1,154	62.1%	59.6%	61.1%	58.8%
% of FP17s for the same patient ID Re-attending between 3 & 9 months - Adults	2,212	3,816	58.0%	50.6%	52.4%	51.0%
% of FP17s for Band 1 Urgent Courses	624	4,066	15.3%	10.0%	9.5%	9.0%
% of FP17s Relating to Free Repair or Replacements	23	4,066	0.6%	0.9%	0.7%	0.8%
% of FP17s Relating to Continuations	27	4,066	0.7%	1.0%	0.8%	0.9%
% of Patients satisfied with the dentistry they have received	0	0	N/A	93.6%	93.1%	93.2%
% of Patients satisfied with the time they had to wait for an appointment	0	0	N/A	85.2%	87.8%	88.3%

* This is based on patients treated on this contract for their most recent course of treatment. Figures in italics indicate the base number of FP17s or Patient Questionnaire responses are less than 100. N/A is shown where the base number of responses is less than 10 during the period. % is calculated as Quantity/Base number*100

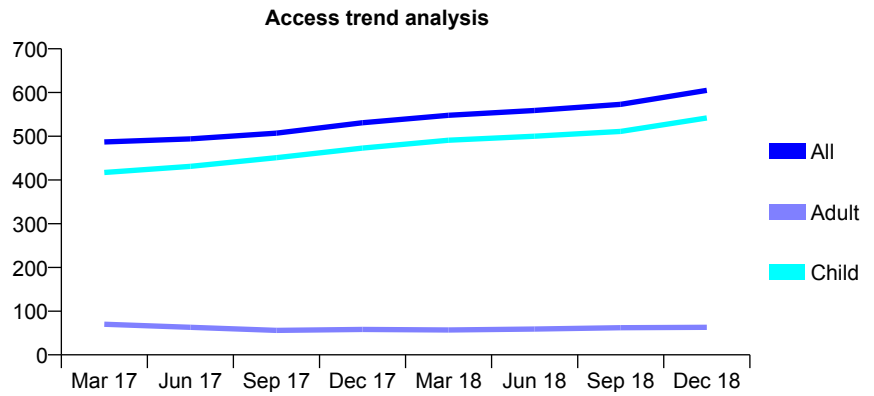
Q66 - Vital Signs At a Glance Contract Report for 151149/0001 - December 2018

Name or company name	B & M Dental Care Ltd
Contract type name	GDS Contract
Purpose of contract	General
Contract start date	01/11/2013
Contract end date	

18/19 Contracted general activity (UDA)	1,154
Carry forward general activity (UDA)	0
18/19 Contracted orthodontic activity (UOA)	0
Carry forward orthodontic activity (UOA)	0
Baseline contract value	£27,988.98

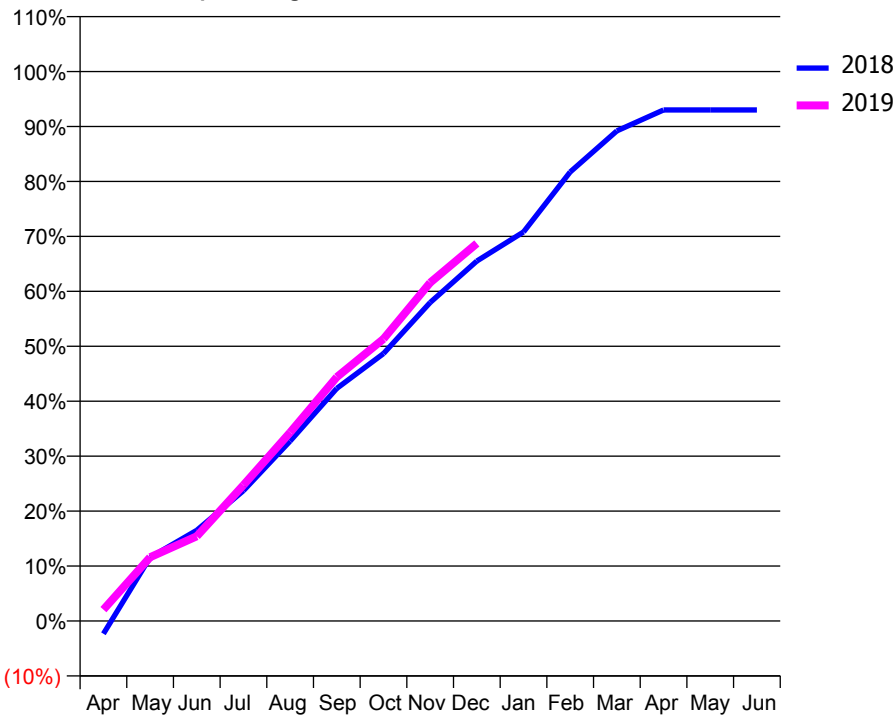
ACCESS*

Patients seen in 24 months	Total	Change since previous quarter
Quarter ending December 2017	531	
Quarter ending March 2018	548	↑
Quarter ending June 2018	559	↑
Quarter ending September 2018	573	↑
Quarter ending December 2018	605	↑
Variance since December 2017	13.9%	↑



ACTIVITY

Cumulative percentage of contracted UDA delivered 2018 & 2019



Month	Adjusted Scheduled Activity (UDA)	
	2018	2019
April	-27	24
May	134	134
June	191	178
July	274	286
August	378	396
September	488	512
October	562	592
November	669	711
December	756	793
January	817	
February	943	
March	1,029	
April	1,073	
May	1,073	
June	1,073	

QUALITY

	Quantity	Base Number	Contract	AT	Region	England
% of FP17s for the same patient ID Re-attending within 3 months - Children	24	575	4.2%	9.5%	11.3%	11.8%
% of FP17s for the same patient ID Re-attending within 3 months - Adults	0	13	0.0%	13.9%	15.3%	15.6%
% of FP17s for the same patient ID Re-attending between 3 & 9 months - Children	365	575	63.5%	59.6%	61.1%	58.8%
% of FP17s for the same patient ID Re-attending between 3 & 9 months - Adults	9	13	69.2%	50.6%	52.4%	51.0%
% of FP17s for Band 1 Urgent Courses	10	552	1.8%	10.0%	9.5%	9.0%
% of FP17s Relating to Free Repair or Replacements	0	552	0.0%	0.9%	0.7%	0.8%
% of FP17s Relating to Continuations	0	552	0.0%	1.0%	0.8%	0.9%
% of Patients satisfied with the dentistry they have received	0	0	N/A	93.6%	93.1%	93.2%
% of Patients satisfied with the time they had to wait for an appointment	0	0	N/A	85.2%	87.8%	88.3%

* This is based on patients treated on this contract for their most recent course of treatment. Figures in italics indicate the base number of FP17s or Patient Questionnaire responses are less than 100. N/A is shown where the base number of responses is less than 10 during the period. % is calculated as Quantity/Base number*100

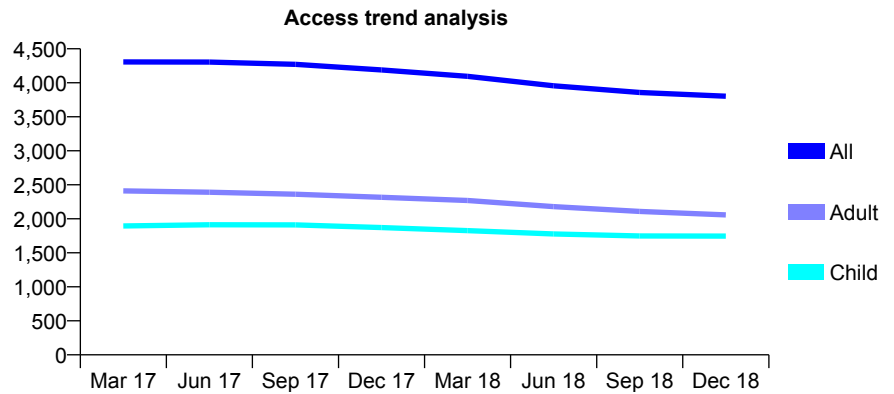
Q66 - Vital Signs At a Glance Contract Report for 153001/0001 - December 2018

Name or company name	Gentle Dental UK Ltd
Contract type name	GDS Contract
Purpose of contract	General
Contract start date	01/12/2007
Contract end date	

18/19 Contracted general activity (UDA)	12,000
Carry forward general activity (UDA)	0
18/19 Contracted orthodontic activity (UOA)	0
Carry forward orthodontic activity (UOA)	0
Baseline contract value	£323,190.08

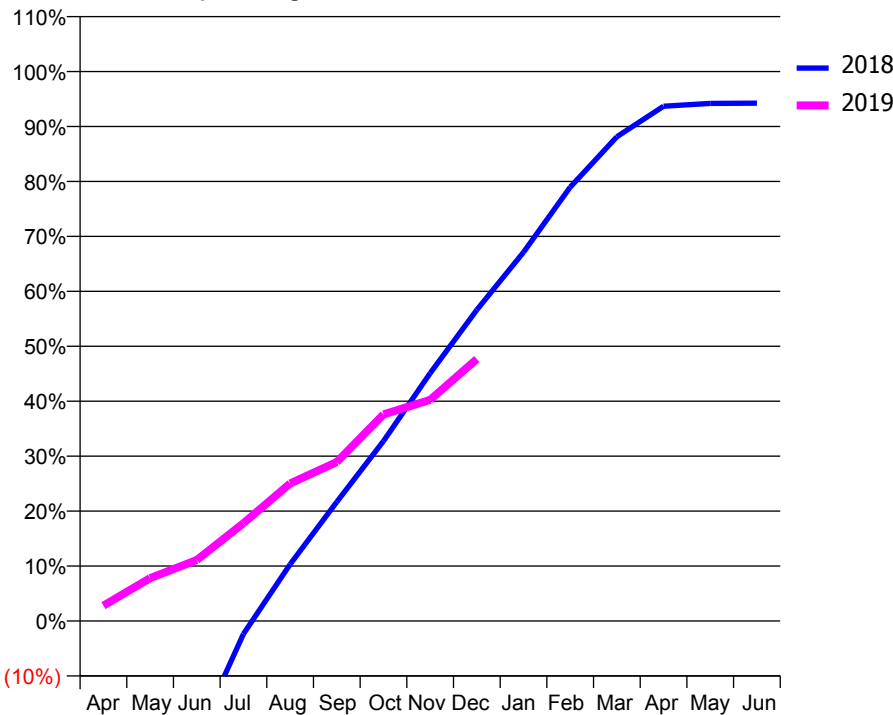
ACCESS*

Patients seen in 24 months	Total	Change since previous quarter
Quarter ending December 2017	4,189	
Quarter ending March 2018	4,096	↓
Quarter ending June 2018	3,956	↓
Quarter ending September 2018	3,857	↓
Quarter ending December 2018	3,803	↓
Variance since December 2017	(9.2%)	↓



ACTIVITY

Cumulative percentage of contracted UDA delivered 2018 & 2019



Month	Adjusted Scheduled Activity (UDA)	
	2018	2019
April	-2,992	336
May	-2,189	937
June	-1,429	1,332
July	-160	2,136
August	697	3,004
September	1,462	3,474
October	2,209	4,511
November	3,044	4,830
December	3,822	5,720
January	4,529	
February	5,327	
March	5,947	
April	6,321	
May	6,356	
June	6,359	

QUALITY

	Quantity	Base Number	Contract	AT	Region	England
% of FP17s for the same patient ID Re-attending within 3 months - Children	174	2,080	8.4%	9.5%	11.3%	11.8%
% of FP17s for the same patient ID Re-attending within 3 months - Adults	237	2,096	11.3%	13.9%	15.3%	15.6%
% of FP17s for the same patient ID Re-attending between 3 & 9 months - Children	1,405	2,080	67.5%	59.6%	61.1%	58.8%
% of FP17s for the same patient ID Re-attending between 3 & 9 months - Adults	1,491	2,096	71.1%	50.6%	52.4%	51.0%
% of FP17s for Band 1 Urgent Courses	116	3,243	3.6%	10.0%	9.5%	9.0%
% of FP17s Relating to Free Repair or Replacements	1	3,243	0.0%	0.9%	0.7%	0.8%
% of FP17s Relating to Continuations	11	3,243	0.3%	1.0%	0.8%	0.9%
% of Patients satisfied with the dentistry they have received	4	4	N/A	93.6%	93.1%	93.2%
% of Patients satisfied with the time they had to wait for an appointment	2	4	N/A	85.2%	87.8%	88.3%

* This is based on patients treated on this contract for their most recent course of treatment. Figures in italics indicate the base number of FP17s or Patient Questionnaire responses are less than 100. N/A is shown where the base number of responses is less than 10 during the period. % is calculated as Quantity/Base number*100

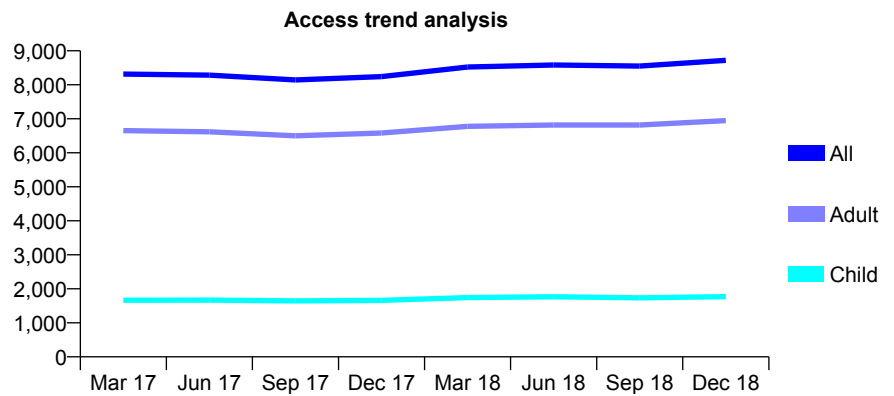
Q66 - Vital Signs At a Glance Contract Report for 157260/0001 - December 2018

Name or company name	Dart Vale Dental Care Ltd
Contract type name	GDS Contract
Purpose of contract	General
Contract start date	01/10/2008
Contract end date	

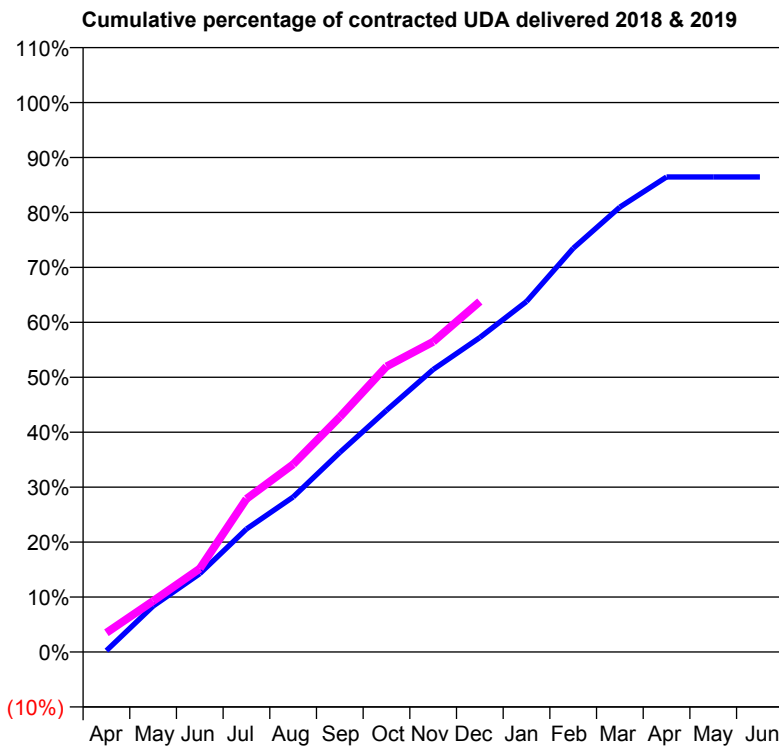
18/19 Contracted general activity (UDA)	25,500
Carry forward general activity (UDA)	0
18/19 Contracted orthodontic activity (UOA)	0
Carry forward orthodontic activity (UOA)	0
Baseline contract value	£651,423.93

ACCESS*

Patients seen in 24 months	Total	Change since previous quarter
Quarter ending December 2017	8,243	
Quarter ending March 2018	8,525	↑
Quarter ending June 2018	8,584	→
Quarter ending September 2018	8,552	→
Quarter ending December 2018	8,718	→
Variance since December 2017	5.8%	↑



ACTIVITY



Month	Adjusted Scheduled Activity (UDA)	
	2018	2019
April	67	891
May	2,131	2,367
June	3,638	3,873
July	5,707	7,106
August	7,196	8,708
September	9,258	10,906
October	11,215	13,249
November	13,108	14,400
December	14,594	16,268
January	16,264	
February	18,733	
March	20,649	
April	22,042	
May	22,043	
June	22,043	

QUALITY

	Quantity	Base Number	Contract	AT	Region	England
% of FP17s for the same patient ID Re-attending within 3 months - Children	120	1,840	6.5%	9.5%	11.3%	11.8%
% of FP17s for the same patient ID Re-attending within 3 months - Adults	1,031	7,293	14.1%	13.9%	15.3%	15.6%
% of FP17s for the same patient ID Re-attending between 3 & 9 months - Children	1,187	1,840	64.5%	59.6%	61.1%	58.8%
% of FP17s for the same patient ID Re-attending between 3 & 9 months - Adults	4,117	7,293	56.5%	50.6%	52.4%	51.0%
% of FP17s for Band 1 Urgent Courses	884	8,531	10.4%	10.0%	9.5%	9.0%
% of FP17s Relating to Free Repair or Replacements	103	8,531	1.2%	0.9%	0.7%	0.8%
% of FP17s Relating to Continuations	88	8,531	1.0%	1.0%	0.8%	0.9%
% of Patients satisfied with the dentistry they have received	1	2	N/A	93.6%	93.1%	93.2%
% of Patients satisfied with the time they had to wait for an appointment	2	2	N/A	85.2%	87.8%	88.3%

* This is based on patients treated on this contract for their most recent course of treatment. Figures in italics indicate the base number of FP17s or Patient Questionnaire responses are less than 100. N/A is shown where the base number of responses is less than 10 during the period. % is calculated as Quantity/Base number*100

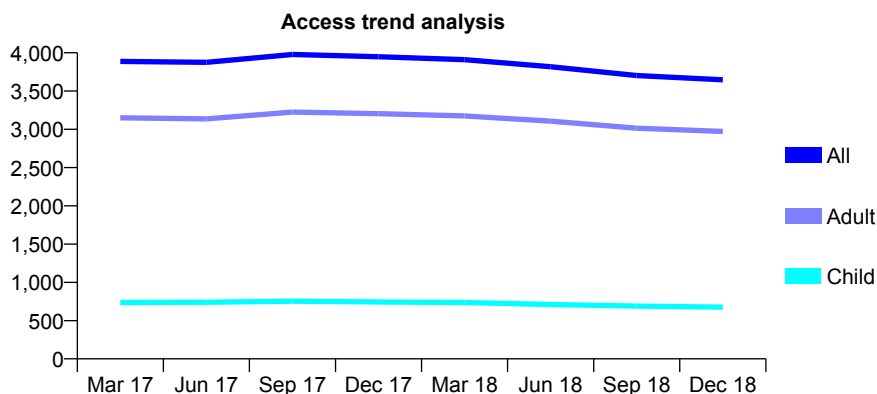
Q66 - Vital Signs At a Glance Contract Report for 159298/0001 - December 2018

Name or company name	DP Shipsey & AMA Shipsey
Contract type name	GDS Contract
Purpose of contract	General
Contract start date	01/04/2012
Contract end date	

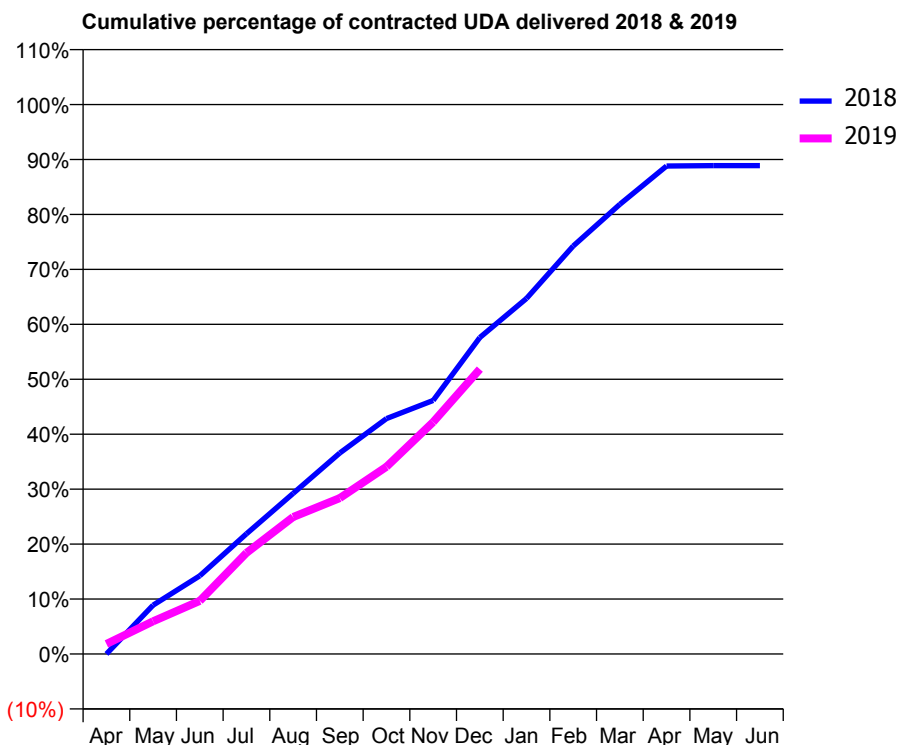
18/19 Contracted general activity (UDA)	15,500
Carry forward general activity (UDA)	0
18/19 Contracted orthodontic activity (UOA)	0
Carry forward orthodontic activity (UOA)	0
Baseline contract value	£419,161.69

ACCESS*

Patients seen in 24 months	Total	Change since previous quarter
Quarter ending December 2017	3,949	
Quarter ending March 2018	3,911	→
Quarter ending June 2018	3,817	↓
Quarter ending September 2018	3,703	↓
Quarter ending December 2018	3,647	↓
Variance since December 2017	(7.6%)	↓



ACTIVITY



Month	Adjusted Scheduled Activity (UDA)	
	2018	2019
April	0	286
May	1,377	923
June	2,205	1,500
July	3,390	2,854
August	4,529	3,865
September	5,671	4,400
October	6,642	5,282
November	7,152	6,544
December	8,927	8,038
January	10,031	
February	11,507	
March	12,685	
April	13,763	
May	13,777	
June	13,777	

QUALITY

	Quantity	Base Number	Contract	AT	Region	England
% of FP17s for the same patient ID Re-attending within 3 months - Children	43	671	6.4%	9.5%	11.3%	11.8%
% of FP17s for the same patient ID Re-attending within 3 months - Adults	476	3,224	14.8%	13.9%	15.3%	15.6%
% of FP17s for the same patient ID Re-attending between 3 & 9 months - Children	422	671	62.9%	59.6%	61.1%	58.8%
% of FP17s for the same patient ID Re-attending between 3 & 9 months - Adults	1,996	3,224	61.9%	50.6%	52.4%	51.0%
% of FP17s for Band 1 Urgent Courses	299	3,586	8.3%	10.0%	9.5%	9.0%
% of FP17s Relating to Free Repair or Replacements	49	3,586	1.4%	0.9%	0.7%	0.8%
% of FP17s Relating to Continuations	75	3,586	2.1%	1.0%	0.8%	0.9%
% of Patients satisfied with the dentistry they have received	1	1	N/A	93.6%	93.1%	93.2%
% of Patients satisfied with the time they had to wait for an appointment	1	1	N/A	85.2%	87.8%	88.3%

* This is based on patients treated on this contract for their most recent course of treatment. Figures in italics indicate the base number of FP17s or Patient Questionnaire responses are less than 100. N/A is shown where the base number of responses is less than 10 during the period. % is calculated as Quantity/Base number*100

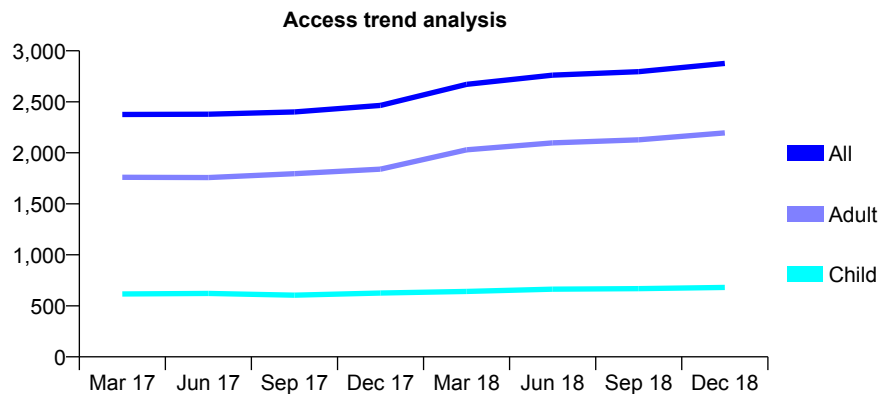
Q66 - Vital Signs At a Glance Contract Report for 159913/0001 - December 2018

Name or company name	Ingleby Dental Practice Limited
Contract type name	GDS Contract
Purpose of contract	General
Contract start date	01/05/2012
Contract end date	

18/19 Contracted general activity (UDA)	8,029
Carry forward general activity (UDA)	298
18/19 Contracted orthodontic activity (UOA)	0
Carry forward orthodontic activity (UOA)	0
Baseline contract value	£220,088.74

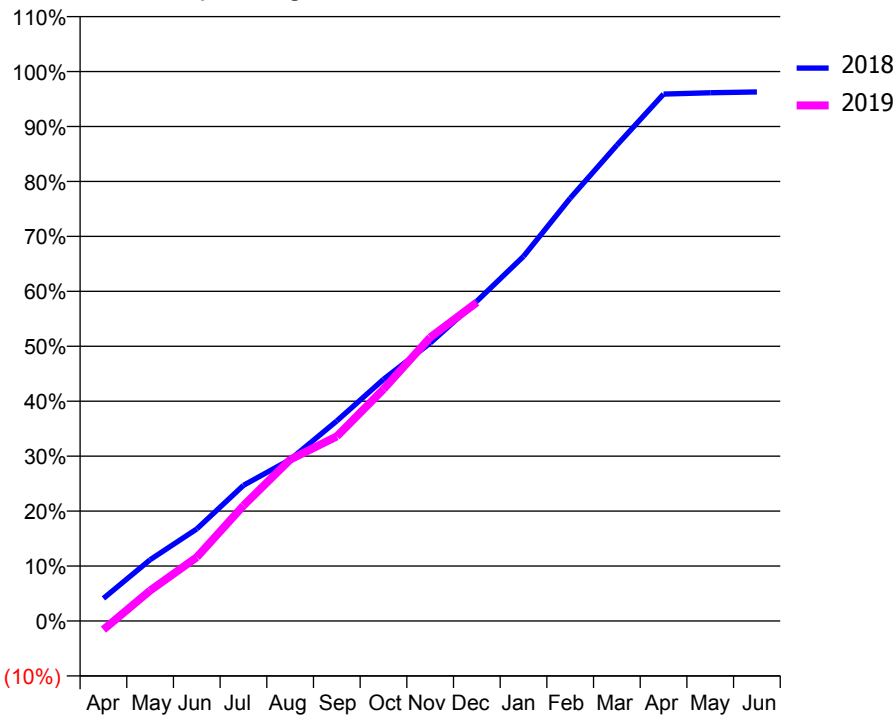
ACCESS*

Patients seen in 24 months	Total	Change since previous quarter
Quarter ending December 2017	2,465	
Quarter ending March 2018	2,671	↑
Quarter ending June 2018	2,762	↑
Quarter ending September 2018	2,795	→
Quarter ending December 2018	2,876	↑
Variance since December 2017	16.7%	↑



ACTIVITY

Cumulative percentage of contracted UDA delivered 2018 & 2019



Month	Adjusted Scheduled Activity (UDA)	
	2018	2019
April	330	-127
May	895	446
June	1,346	933
July	1,982	1,686
August	2,359	2,358
September	2,923	2,698
October	3,531	3,388
November	4,062	4,144
December	4,674	4,656
January	5,328	
February	6,177	
March	6,952	
April	7,700	
May	7,719	
June	7,731	

QUALITY

	Quantity	Base Number	Contract	AT	Region	England
% of FP17s for the same patient ID Re-attending within 3 months - Children	33	767	4.3%	9.5%	11.3%	11.8%
% of FP17s for the same patient ID Re-attending within 3 months - Adults	204	2,240	9.1%	13.9%	15.3%	15.6%
% of FP17s for the same patient ID Re-attending between 3 & 9 months - Children	502	767	65.4%	59.6%	61.1%	58.8%
% of FP17s for the same patient ID Re-attending between 3 & 9 months - Adults	1,328	2,240	59.3%	50.6%	52.4%	51.0%
% of FP17s for Band 1 Urgent Courses	107	2,716	3.9%	10.0%	9.5%	9.0%
% of FP17s Relating to Free Repair or Replacements	11	2,716	0.4%	0.9%	0.7%	0.8%
% of FP17s Relating to Continuations	32	2,716	1.2%	1.0%	0.8%	0.9%
% of Patients satisfied with the dentistry they have received	5	5	N/A	93.6%	93.1%	93.2%
% of Patients satisfied with the time they had to wait for an appointment	4	5	N/A	85.2%	87.8%	88.3%

* This is based on patients treated on this contract for their most recent course of treatment. Figures in italics indicate the base number of FP17s or Patient Questionnaire responses are less than 100. N/A is shown where the base number of responses is less than 10 during the period. % is calculated as Quantity/Base number*100

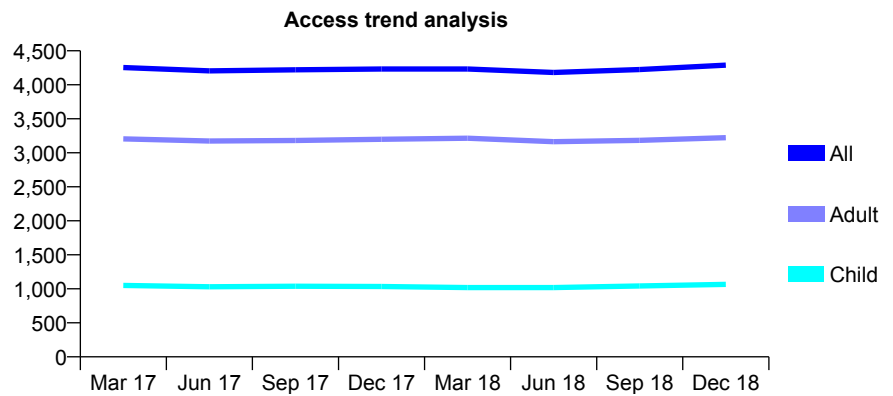
Q66 - Vital Signs At a Glance Contract Report for 160555/0001 - December 2018

Name or company name	Marlborough Dental Centre Partnership
Contract type name	GDS Contract
Purpose of contract	General
Contract start date	01/01/2015
Contract end date	

18/19 Contracted general activity (UDA)	13,361
Carry forward general activity (UDA)	0
18/19 Contracted orthodontic activity (UOA)	0
Carry forward orthodontic activity (UOA)	0
Baseline contract value	£354,450.79

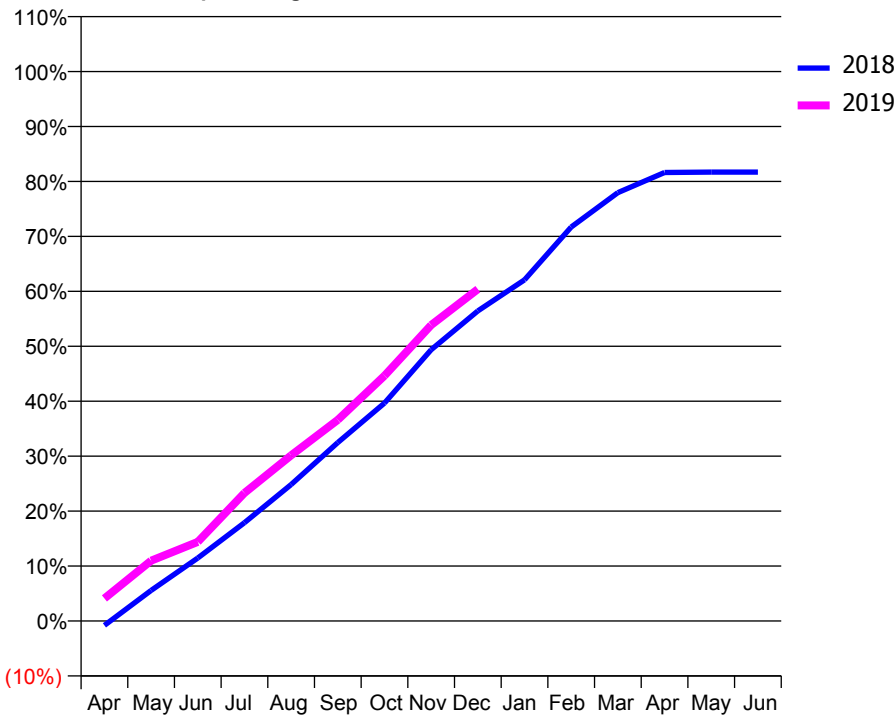
ACCESS*

Patients seen in 24 months	Total	Change since previous quarter
Quarter ending December 2017	4,233	
Quarter ending March 2018	4,233	→
Quarter ending June 2018	4,182	↓
Quarter ending September 2018	4,225	→
Quarter ending December 2018	4,289	→
Variance since December 2017	1.3%	→



ACTIVITY

Cumulative percentage of contracted UDA delivered 2018 & 2019



Month	Adjusted Scheduled Activity (UDA)	
	2018	2019
April	-108	549
May	743	1,468
June	1,531	1,926
July	2,391	3,114
August	3,319	4,028
September	4,339	4,890
October	5,299	5,963
November	6,596	7,196
December	7,540	8,070
January	8,296	
February	9,580	
March	10,415	
April	10,907	
May	10,915	
June	10,915	

QUALITY

	Quantity	Base Number	Contract	AT	Region	England
% of FP17s for the same patient ID Re-attending within 3 months - Children	119	1,305	9.1%	9.5%	11.3%	11.8%
% of FP17s for the same patient ID Re-attending within 3 months - Adults	425	3,259	13.0%	13.9%	15.3%	15.6%
% of FP17s for the same patient ID Re-attending between 3 & 9 months - Children	788	1,305	60.4%	59.6%	61.1%	58.8%
% of FP17s for the same patient ID Re-attending between 3 & 9 months - Adults	1,621	3,259	49.7%	50.6%	52.4%	51.0%
% of FP17s for Band 1 Urgent Courses	448	4,323	10.4%	10.0%	9.5%	9.0%
% of FP17s Relating to Free Repair or Replacements	63	4,323	1.5%	0.9%	0.7%	0.8%
% of FP17s Relating to Continuations	33	4,323	0.8%	1.0%	0.8%	0.9%
% of Patients satisfied with the dentistry they have received	1	1	N/A	93.6%	93.1%	93.2%
% of Patients satisfied with the time they had to wait for an appointment	1	1	N/A	85.2%	87.8%	88.3%

* This is based on patients treated on this contract for their most recent course of treatment. Figures in italics indicate the base number of FP17s or Patient Questionnaire responses are less than 100. N/A is shown where the base number of responses is less than 10 during the period. % is calculated as Quantity/Base number*100

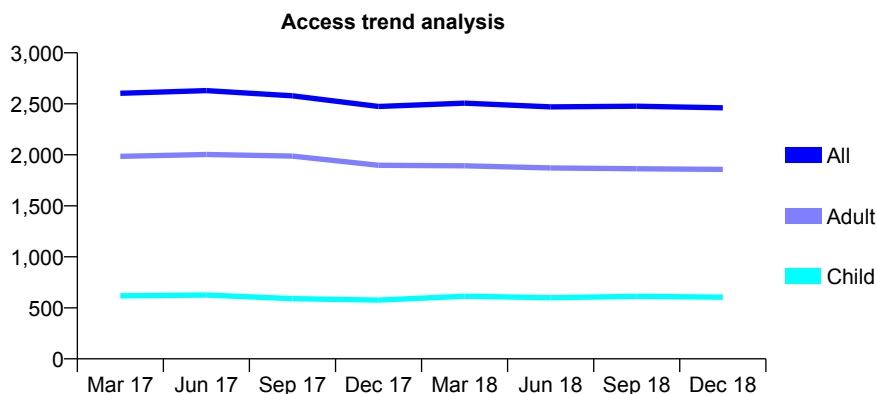
Q66 - Vital Signs At a Glance Contract Report for 160555/0002 - December 2018

Name or company name	Marlborough Dental Centre Partnership
Contract type name	GDS Contract
Purpose of contract	General
Contract start date	01/01/2015
Contract end date	

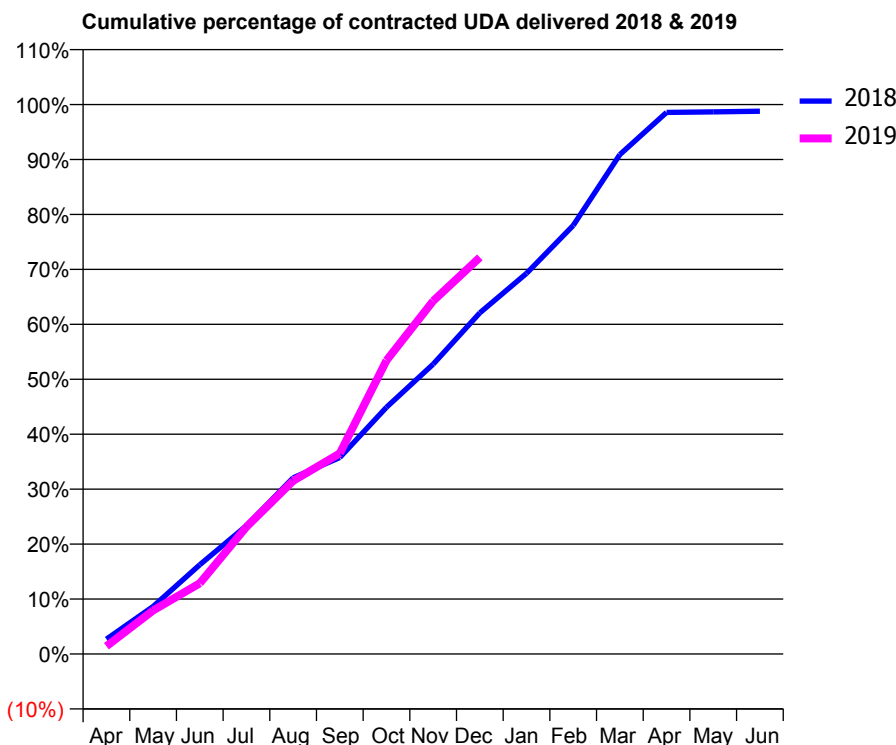
18/19 Contracted general activity (UDA)	7,561
Carry forward general activity (UDA)	93
18/19 Contracted orthodontic activity (UOA)	0
Carry forward orthodontic activity (UOA)	0
Baseline contract value	£207,411.28

ACCESS*

Patients seen in 24 months	Total	Change since previous quarter
Quarter ending December 2017	2,474	
Quarter ending March 2018	2,506	→
Quarter ending June 2018	2,470	↓
Quarter ending September 2018	2,477	→
Quarter ending December 2018	2,461	→
Variance since December 2017	(0.5%)	→



ACTIVITY



Month	Adjusted Scheduled Activity (UDA)	
	2018	2019
April	205	107
May	654	599
June	1,228	974
July	1,766	1,749
August	2,424	2,382
September	2,703	2,761
October	3,396	4,039
November	3,988	4,858
December	4,694	5,457
January	5,237	
February	5,896	
March	6,872	
April	7,452	
May	7,459	
June	7,468	

QUALITY

	Quantity	Base Number	Contract	AT	Region	England
% of FP17s for the same patient ID Re-attending within 3 months - Children	45	698	6.4%	9.5%	11.3%	11.8%
% of FP17s for the same patient ID Re-attending within 3 months - Adults	300	1,954	15.4%	13.9%	15.3%	15.6%
% of FP17s for the same patient ID Re-attending between 3 & 9 months - Children	403	698	57.7%	59.6%	61.1%	58.8%
% of FP17s for the same patient ID Re-attending between 3 & 9 months - Adults	840	1,954	43.0%	50.6%	52.4%	51.0%
% of FP17s for Band 1 Urgent Courses	214	2,408	8.9%	10.0%	9.5%	9.0%
% of FP17s Relating to Free Repair or Replacements	16	2,408	0.7%	0.9%	0.7%	0.8%
% of FP17s Relating to Continuations	25	2,408	1.0%	1.0%	0.8%	0.9%
% of Patients satisfied with the dentistry they have received	1	1	N/A	93.6%	93.1%	93.2%
% of Patients satisfied with the time they had to wait for an appointment	0	1	N/A	85.2%	87.8%	88.3%

* This is based on patients treated on this contract for their most recent course of treatment. Figures in italics indicate the base number of FP17s or Patient Questionnaire responses are less than 100. N/A is shown where the base number of responses is less than 10 during the period. % is calculated as Quantity/Base number*100

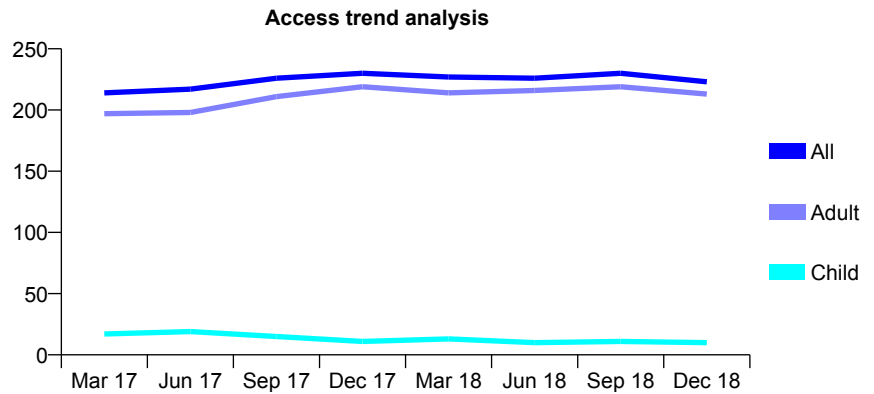
Q66 - Vital Signs At a Glance Contract Report for 160555/0003 - December 2018

Name or company name	Marlborough Dental Centre Partnership
Contract type name	GDS Contract
Purpose of contract	General
Contract start date	01/01/2015
Contract end date	

18/19 Contracted general activity (UDA)	230
Carry forward general activity (UDA)	0
18/19 Contracted orthodontic activity (UOA)	0
Carry forward orthodontic activity (UOA)	0
Baseline contract value	£31,367.61

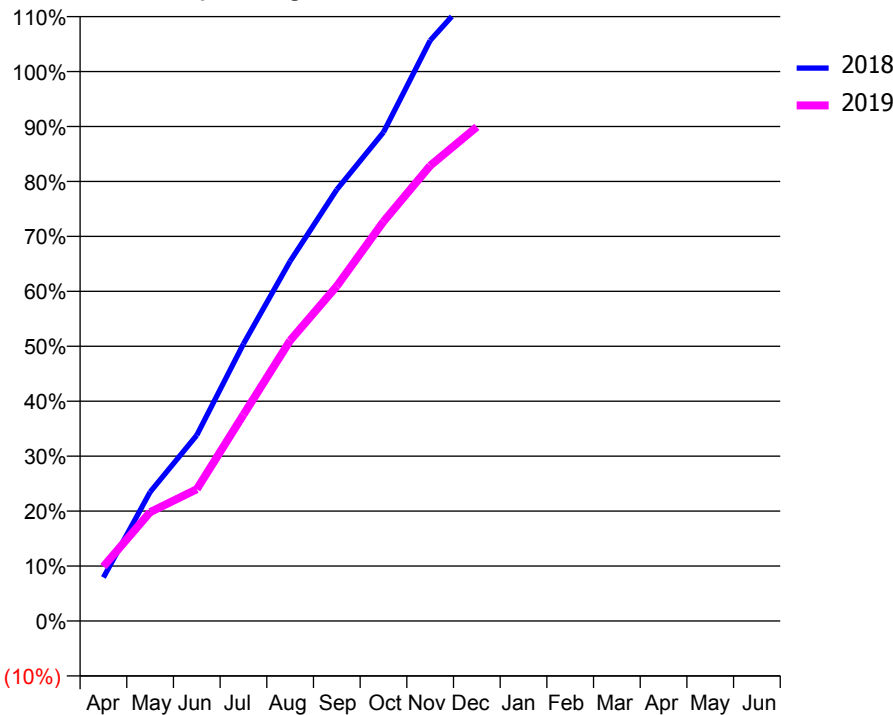
ACCESS*

Patients seen in 24 months	Total	Change since previous quarter
Quarter ending December 2017	230	
Quarter ending March 2018	227	↓
Quarter ending June 2018	226	→
Quarter ending September 2018	230	→
Quarter ending December 2018	223	↓
Variance since December 2017	(3.0%)	↓



ACTIVITY

Cumulative percentage of contracted UDA delivered 2018 & 2019



Month	Adjusted Scheduled Activity (UDA)	
	2018	2019
April	18	23
May	54	46
June	78	55
July	116	86
August	151	117
September	181	140
October	205	167
November	243	191
December	265	207
January	290	
February	316	
March	332	
April	344	
May	344	
June	345	

QUALITY

	Quantity	Base Number	Contract	AT	Region	England
% of FP17s for the same patient ID Re-attending within 3 months - Children	1	13	7.7%	9.5%	11.3%	11.8%
% of FP17s for the same patient ID Re-attending within 3 months - Adults	9	166	5.4%	13.9%	15.3%	15.6%
% of FP17s for the same patient ID Re-attending between 3 & 9 months - Children	0	13	0.0%	59.6%	61.1%	58.8%
% of FP17s for the same patient ID Re-attending between 3 & 9 months - Adults	2	166	1.2%	50.6%	52.4%	51.0%
% of FP17s for Band 1 Urgent Courses	164	168	97.6%	10.0%	9.5%	9.0%
% of FP17s Relating to Free Repair or Replacements	0	168	0.0%	0.9%	0.7%	0.8%
% of FP17s Relating to Continuations	0	168	0.0%	1.0%	0.8%	0.9%
% of Patients satisfied with the dentistry they have received	0	0	N/A	93.6%	93.1%	93.2%
% of Patients satisfied with the time they had to wait for an appointment	0	0	N/A	85.2%	87.8%	88.3%

* This is based on patients treated on this contract for their most recent course of treatment. Figures in italics indicate the base number of FP17s or Patient Questionnaire responses are less than 100. N/A is shown where the base number of responses is less than 10 during the period. % is calculated as Quantity/Base number*100

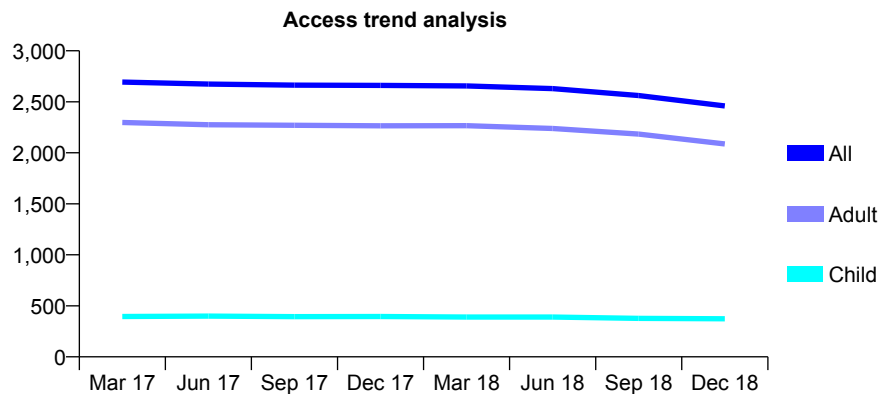
Q66 - Vital Signs At a Glance Contract Report for 160881/0001 - December 2018

Name or company name	The Trewirgie Dental Practice Partnership
Contract type name	GDS Contract
Purpose of contract	General
Contract start date	28/03/2014
Contract end date	

18/19 Contracted general activity (UDA)	4,800
Carry forward general activity (UDA)	0
18/19 Contracted orthodontic activity (UOA)	0
Carry forward orthodontic activity (UOA)	0
Baseline contract value	£128,046.67

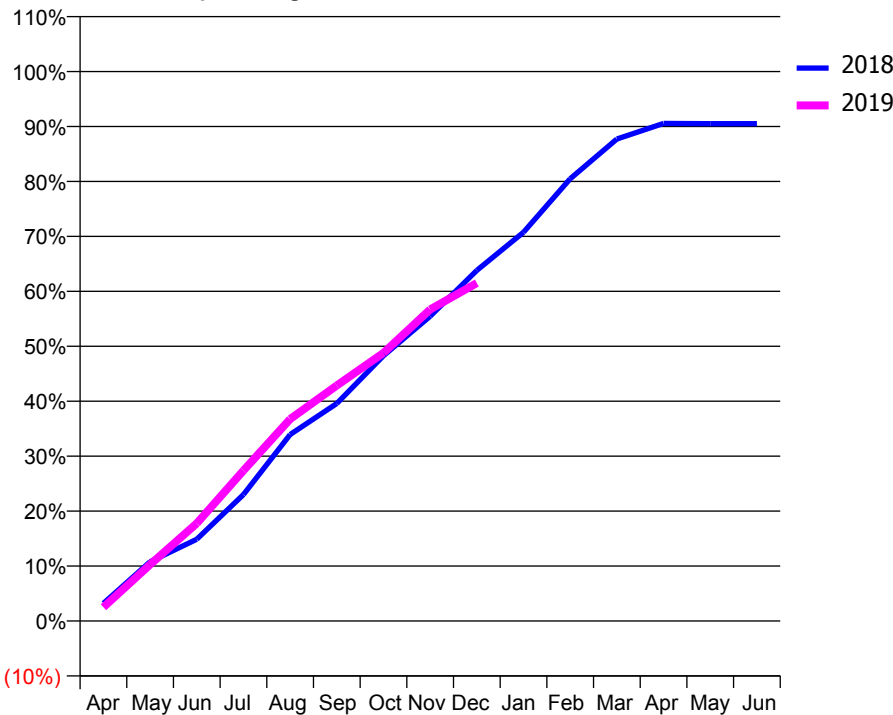
ACCESS*

Patients seen in 24 months	Total	Change since previous quarter
Quarter ending December 2017	2,661	
Quarter ending March 2018	2,656	→
Quarter ending June 2018	2,629	↓
Quarter ending September 2018	2,561	↓
Quarter ending December 2018	2,460	↓
Variance since December 2017	(7.6%)	↓



ACTIVITY

Cumulative percentage of contracted UDA delivered 2018 & 2019



Month	Adjusted Scheduled Activity (UDA)	
	2018	2019
April	258	120
May	863	494
June	1,192	854
July	1,841	1,315
August	2,715	1,765
September	3,166	2,058
October	3,863	2,341
November	4,437	2,722
December	5,105	2,952
January	5,661	
February	6,438	
March	7,018	
April	7,244	
May	7,241	
June	7,241	

QUALITY

	Quantity	Base Number	Contract	AT	Region	England
% of FP17s for the same patient ID Re-attending within 3 months - Children	12	234	5.1%	9.5%	11.3%	11.8%
% of FP17s for the same patient ID Re-attending within 3 months - Adults	137	1,306	10.5%	13.9%	15.3%	15.6%
% of FP17s for the same patient ID Re-attending between 3 & 9 months - Children	105	234	44.9%	59.6%	61.1%	58.8%
% of FP17s for the same patient ID Re-attending between 3 & 9 months - Adults	573	1,306	43.9%	50.6%	52.4%	51.0%
% of FP17s for Band 1 Urgent Courses	143	1,452	9.8%	10.0%	9.5%	9.0%
% of FP17s Relating to Free Repair or Replacements	10	1,452	0.7%	0.9%	0.7%	0.8%
% of FP17s Relating to Continuations	24	1,452	1.7%	1.0%	0.8%	0.9%
% of Patients satisfied with the dentistry they have received	3	3	N/A	93.6%	93.1%	93.2%
% of Patients satisfied with the time they had to wait for an appointment	3	3	N/A	85.2%	87.8%	88.3%

* This is based on patients treated on this contract for their most recent course of treatment. Figures in italics indicate the base number of FP17s or Patient Questionnaire responses are less than 100. N/A is shown where the base number of responses is less than 10 during the period. % is calculated as Quantity/Base number*100

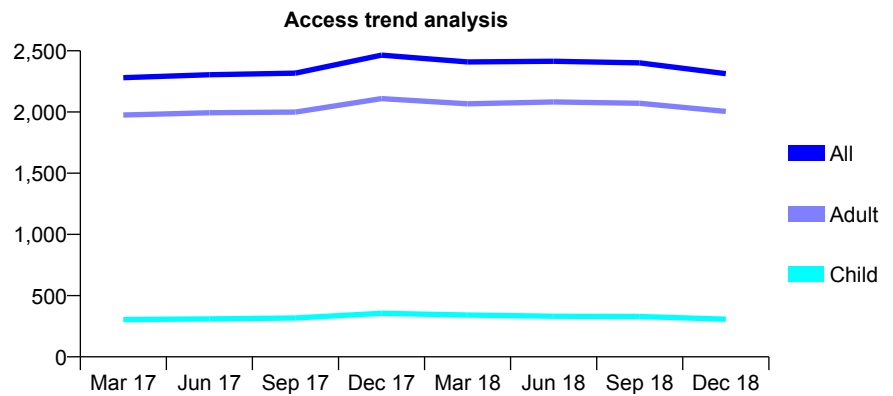
Q66 - Vital Signs At a Glance Contract Report for 161128/0001 - December 2018

Name or company name	The Old Brewery Yard Dental Practice Part
Contract type name	GDS Contract
Purpose of contract	General
Contract start date	17/12/2013
Contract end date	

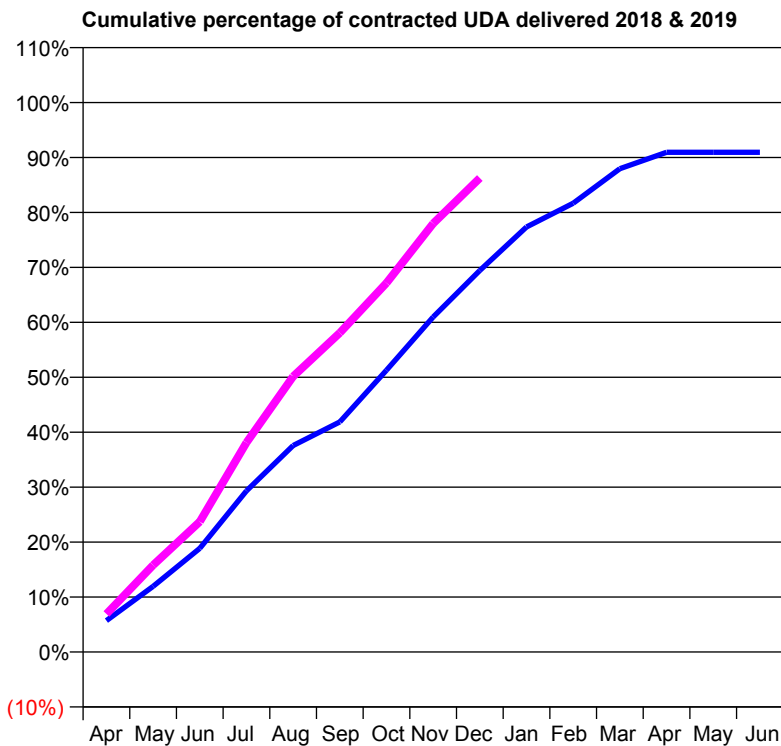
18/19 Contracted general activity (UDA)	5,500
Carry forward general activity (UDA)	0
18/19 Contracted orthodontic activity (UOA)	0
Carry forward orthodontic activity (UOA)	0
Baseline contract value	£119,427.25

ACCESS*

Patients seen in 24 months	Total	Change since previous quarter
Quarter ending December 2017	2,465	
Quarter ending March 2018	2,409	↓
Quarter ending June 2018	2,414	→
Quarter ending September 2018	2,401	→
Quarter ending December 2018	2,313	↓
Variance since December 2017	(6.2%)	↓



ACTIVITY



Month	Adjusted Scheduled Activity (UDA)	
	2018	2019
April	457	381
May	956	869
June	1,509	1,304
July	2,347	2,096
August	3,006	2,758
September	3,351	3,195
October	4,104	3,694
November	4,878	4,289
December	5,555	4,744
January	6,188	
February	6,533	
March	7,036	
April	7,276	
May	7,276	
June	7,276	

QUALITY

	Quantity	Base Number	Contract	AT	Region	England
% of FP17s for the same patient ID Re-attending within 3 months - Children	11	343	3.2%	9.5%	11.3%	11.8%
% of FP17s for the same patient ID Re-attending within 3 months - Adults	184	2,080	8.8%	13.9%	15.3%	15.6%
% of FP17s for the same patient ID Re-attending between 3 & 9 months - Children	186	343	54.2%	59.6%	61.1%	58.8%
% of FP17s for the same patient ID Re-attending between 3 & 9 months - Adults	985	2,080	47.4%	50.6%	52.4%	51.0%
% of FP17s for Band 1 Urgent Courses	229	2,356	9.7%	10.0%	9.5%	9.0%
% of FP17s Relating to Free Repair or Replacements	19	2,356	0.8%	0.9%	0.7%	0.8%
% of FP17s Relating to Continuations	14	2,356	0.6%	1.0%	0.8%	0.9%
% of Patients satisfied with the dentistry they have received	1	2	N/A	93.6%	93.1%	93.2%
% of Patients satisfied with the time they had to wait for an appointment	2	2	N/A	85.2%	87.8%	88.3%

* This is based on patients treated on this contract for their most recent course of treatment. Figures in italics indicate the base number of FP17s or Patient Questionnaire responses are less than 100. N/A is shown where the base number of responses is less than 10 during the period. % is calculated as Quantity/Base number*100

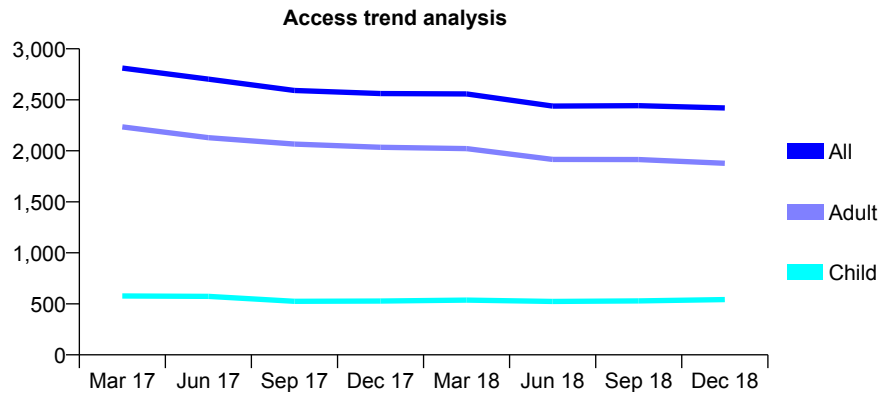
Q66 - Vital Signs At a Glance Contract Report for 161306/0001 - December 2018

Name or company name	Mount Folly Square Dental Practice Partner
Contract type name	GDS Contract
Purpose of contract	General
Contract start date	16/11/2010
Contract end date	

18/19 Contracted general activity (UDA)	7,250
Carry forward general activity (UDA)	-145
18/19 Contracted orthodontic activity (UOA)	0
Carry forward orthodontic activity (UOA)	0
Baseline contract value	£192,958.10

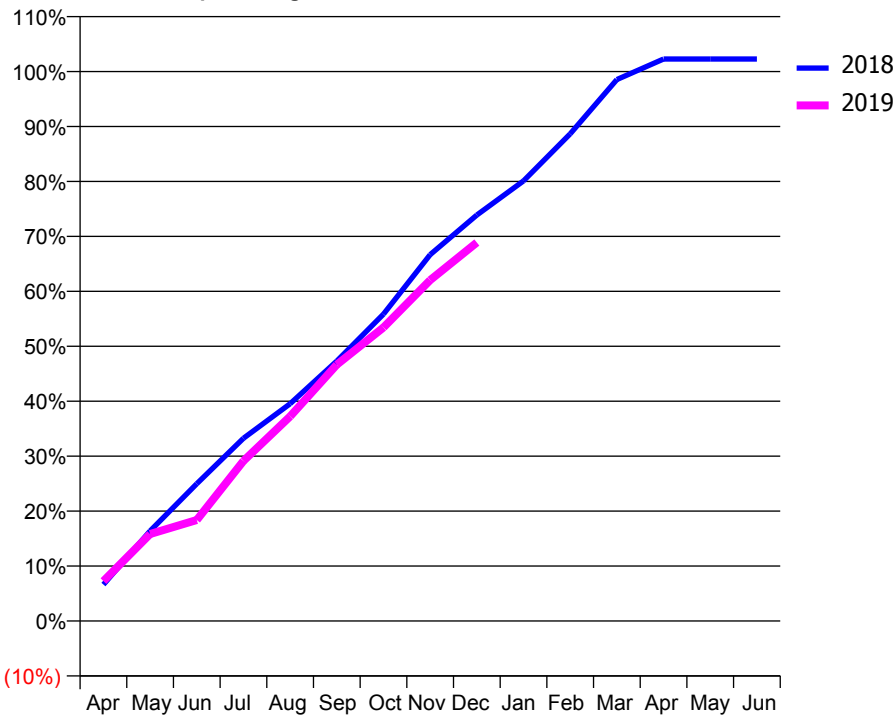
ACCESS*

Patients seen in 24 months	Total	Change since previous quarter
Quarter ending December 2017	2,562	
Quarter ending March 2018	2,558	→
Quarter ending June 2018	2,439	↓
Quarter ending September 2018	2,443	→
Quarter ending December 2018	2,420	→
Variance since December 2017	(5.5%)	↓



ACTIVITY

Cumulative percentage of contracted UDA delivered 2018 & 2019



Month	Adjusted Scheduled Activity (UDA)	
	2018	2019
April	480	527
May	1,188	1,148
June	1,812	1,333
July	2,412	2,113
August	2,866	2,701
September	3,429	3,382
October	4,049	3,873
November	4,834	4,497
December	5,356	4,993
January	5,808	
February	6,429	
March	7,144	
April	7,414	
May	7,414	
June	7,414	

QUALITY

	Quantity	Base Number	Contract	AT	Region	England
% of FP17s for the same patient ID Re-attending within 3 months - Children	37	527	7.0%	9.5%	11.3%	11.8%
% of FP17s for the same patient ID Re-attending within 3 months - Adults	243	1,765	13.8%	13.9%	15.3%	15.6%
% of FP17s for the same patient ID Re-attending between 3 & 9 months - Children	253	527	48.0%	59.6%	61.1%	58.8%
% of FP17s for the same patient ID Re-attending between 3 & 9 months - Adults	912	1,765	51.7%	50.6%	52.4%	51.0%
% of FP17s for Band 1 Urgent Courses	96	2,178	4.4%	10.0%	9.5%	9.0%
% of FP17s Relating to Free Repair or Replacements	22	2,178	1.0%	0.9%	0.7%	0.8%
% of FP17s Relating to Continuations	51	2,178	2.3%	1.0%	0.8%	0.9%
% of Patients satisfied with the dentistry they have received	1	1	N/A	93.6%	93.1%	93.2%
% of Patients satisfied with the time they had to wait for an appointment	0	1	N/A	85.2%	87.8%	88.3%

* This is based on patients treated on this contract for their most recent course of treatment. Figures in italics indicate the base number of FP17s or Patient Questionnaire responses are less than 100. N/A is shown where the base number of responses is less than 10 during the period. % is calculated as Quantity/Base number*100

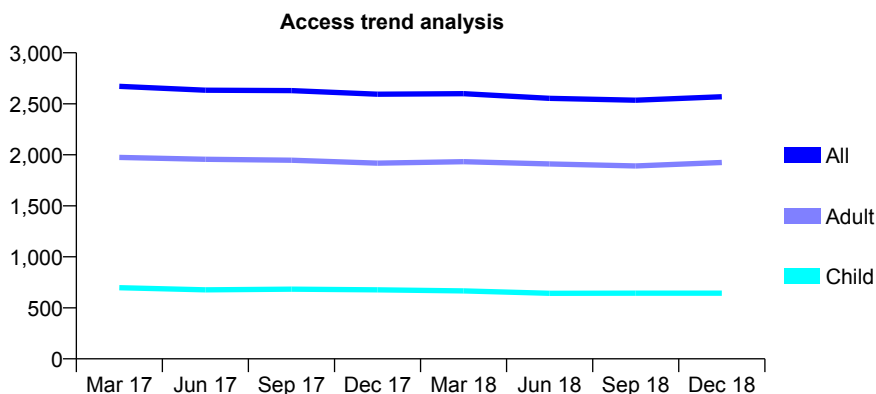
Q66 - Vital Signs At a Glance Contract Report for 161365/0001 - December 2018

Name or company name	The Chudleigh Practice Limited
Contract type name	GDS Contract
Purpose of contract	General
Contract start date	01/05/2010
Contract end date	

18/19 Contracted general activity (UDA)	8,400
Carry forward general activity (UDA)	0
18/19 Contracted orthodontic activity (UOA)	0
Carry forward orthodontic activity (UOA)	0
Baseline contract value	£213,053.13

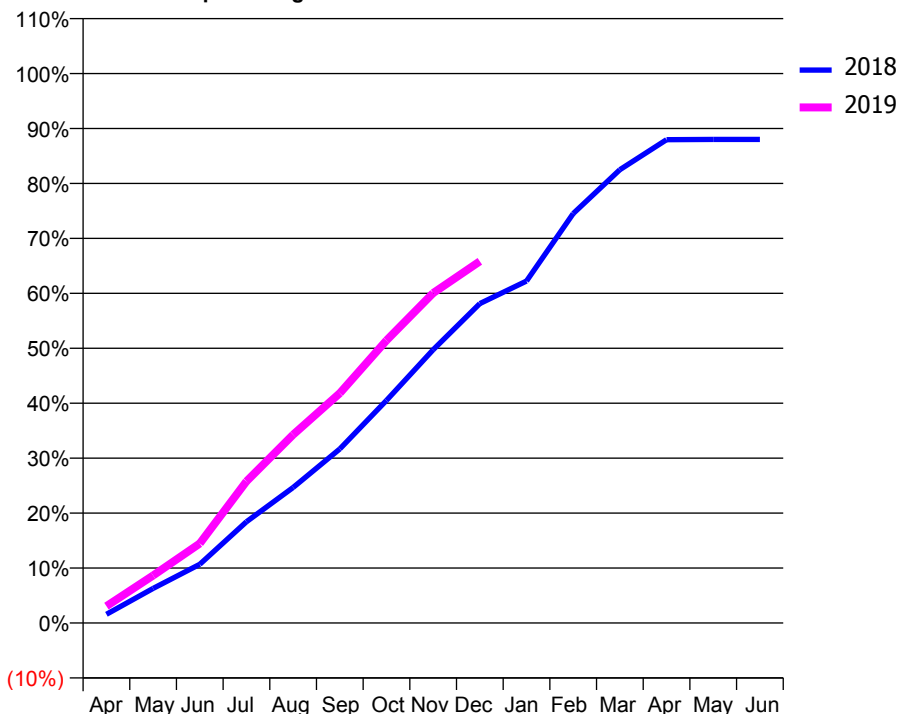
ACCESS*

Patients seen in 24 months	Total	Change since previous quarter
Quarter ending December 2017	2,594	
Quarter ending March 2018	2,599	→
Quarter ending June 2018	2,553	↓
Quarter ending September 2018	2,535	→
Quarter ending December 2018	2,569	→
Variance since December 2017	(1.0%)	→



ACTIVITY

Cumulative percentage of contracted UDA delivered 2018 & 2019



Adjusted Scheduled Activity (UDA)		
Month	2018	2019
April	133	259
May	529	726
June	898	1,215
July	1,549	2,165
August	2,071	2,879
September	2,660	3,513
October	3,404	4,320
November	4,178	5,044
December	4,882	5,530
January	5,227	
February	6,259	
March	6,929	
April	7,389	
May	7,392	
June	7,392	

QUALITY

	Quantity	Base Number	Contract	AT	Region	England
% of FP17s for the same patient ID Re-attending within 3 months - Children	79	849	9.3%	9.5%	11.3%	11.8%
% of FP17s for the same patient ID Re-attending within 3 months - Adults	350	2,220	15.8%	13.9%	15.3%	15.6%
% of FP17s for the same patient ID Re-attending between 3 & 9 months - Children	564	849	66.4%	59.6%	61.1%	58.8%
% of FP17s for the same patient ID Re-attending between 3 & 9 months - Adults	1,385	2,220	62.4%	50.6%	52.4%	51.0%
% of FP17s for Band 1 Urgent Courses	179	2,889	6.2%	10.0%	9.5%	9.0%
% of FP17s Relating to Free Repair or Replacements	47	2,889	1.6%	0.9%	0.7%	0.8%
% of FP17s Relating to Continuations	83	2,889	2.9%	1.0%	0.8%	0.9%
% of Patients satisfied with the dentistry they have received	3	5	N/A	93.6%	93.1%	93.2%
% of Patients satisfied with the time they had to wait for an appointment	4	5	N/A	85.2%	87.8%	88.3%

* This is based on patients treated on this contract for their most recent course of treatment. Figures in italics indicate the base number of FP17s or Patient Questionnaire responses are less than 100. N/A is shown where the base number of responses is less than 10 during the period. % is calculated as Quantity/Base number*100

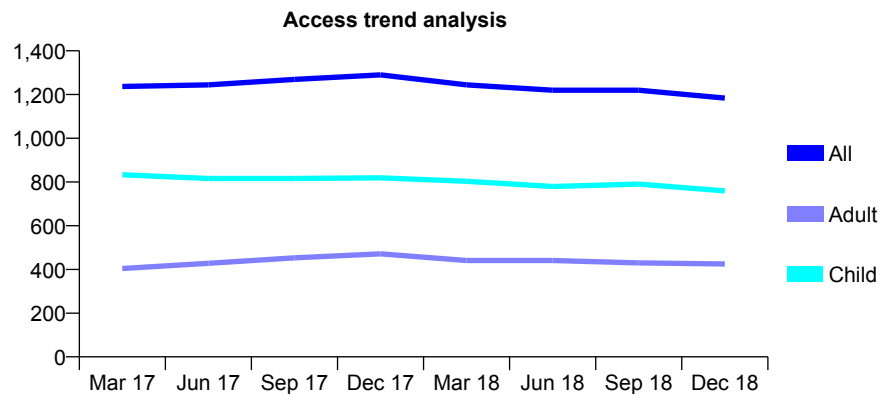
Q66 - Vital Signs At a Glance Contract Report for 163910/0001 - December 2018

Name or company name	White Rose Dental Practice Limited
Contract type name	GDS Contract
Purpose of contract	General
Contract start date	01/12/2015
Contract end date	

18/19 Contracted general activity (UDA)	4,300
Carry forward general activity (UDA)	0
18/19 Contracted orthodontic activity (UOA)	0
Carry forward orthodontic activity (UOA)	0
Baseline contract value	£93,369.62

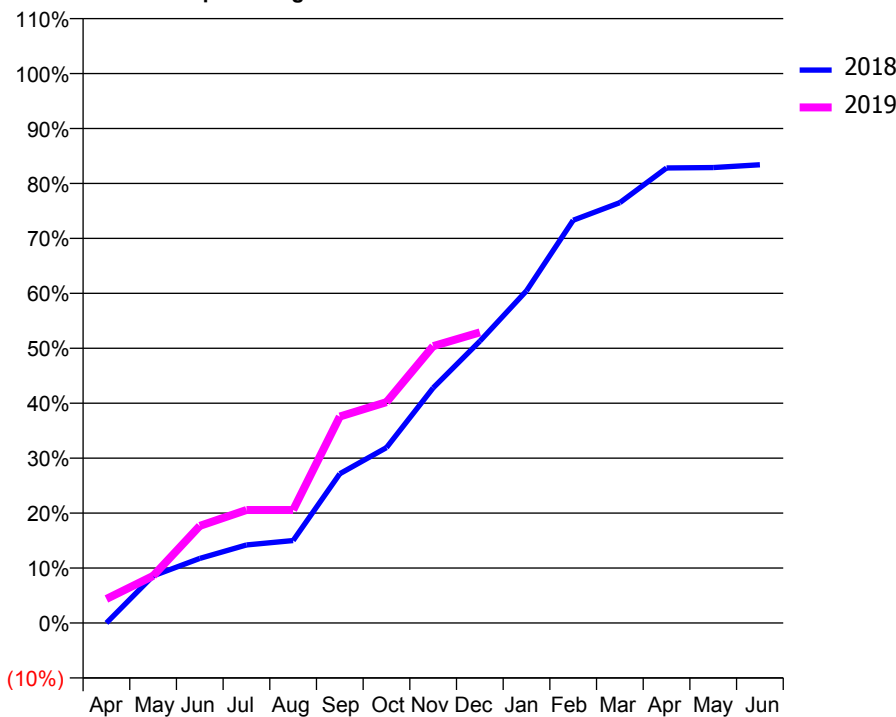
ACCESS*

Patients seen in 24 months	Total	Change since previous quarter
Quarter ending December 2017	1,290	
Quarter ending March 2018	1,244	↓
Quarter ending June 2018	1,220	↓
Quarter ending September 2018	1,220	→
Quarter ending December 2018	1,184	↓
Variance since December 2017	(8.2%)	↓



ACTIVITY

Cumulative percentage of contracted UDA delivered 2018 & 2019



Month	Adjusted Scheduled Activity (UDA)	
	2018	2019
April	0	188
May	361	369
June	494	761
July	597	885
August	630	885
September	1,141	1,615
October	1,340	1,728
November	1,798	2,167
December	2,154	2,274
January	2,539	
February	3,079	
March	3,213	
April	3,478	
May	3,481	
June	3,502	

QUALITY

	Quantity	Base Number	Contract	AT	Region	England
% of FP17s for the same patient ID Re-attending within 3 months - Children	123	1,170	10.5%	9.5%	11.3%	11.8%
% of FP17s for the same patient ID Re-attending within 3 months - Adults	50	281	17.8%	13.9%	15.3%	15.6%
% of FP17s for the same patient ID Re-attending between 3 & 9 months - Children	833	1,170	71.2%	59.6%	61.1%	58.8%
% of FP17s for the same patient ID Re-attending between 3 & 9 months - Adults	94	281	33.5%	50.6%	52.4%	51.0%
% of FP17s for Band 1 Urgent Courses	63	1,317	4.8%	10.0%	9.5%	9.0%
% of FP17s Relating to Free Repair or Replacements	2	1,317	0.2%	0.9%	0.7%	0.8%
% of FP17s Relating to Continuations	11	1,317	0.8%	1.0%	0.8%	0.9%
% of Patients satisfied with the dentistry they have received	1	1	N/A	93.6%	93.1%	93.2%
% of Patients satisfied with the time they had to wait for an appointment	1	1	N/A	85.2%	87.8%	88.3%

* This is based on patients treated on this contract for their most recent course of treatment. Figures in italics indicate the base number of FP17s or Patient Questionnaire responses are less than 100. N/A is shown where the base number of responses is less than 10 during the period. % is calculated as Quantity/Base number*100

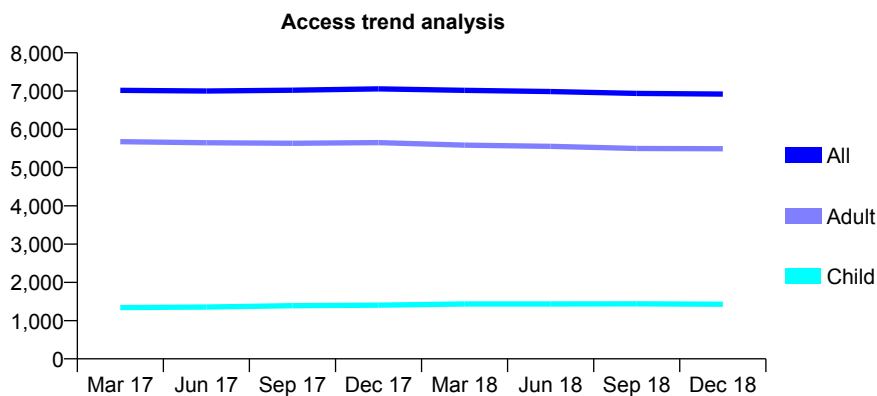
Q66 - Vital Signs At a Glance Contract Report for 164410/0001 - December 2018

Name or company name	QDP (DEVON) LTD
Contract type name	GDS Contract
Purpose of contract	General
Contract start date	01/05/2011
Contract end date	

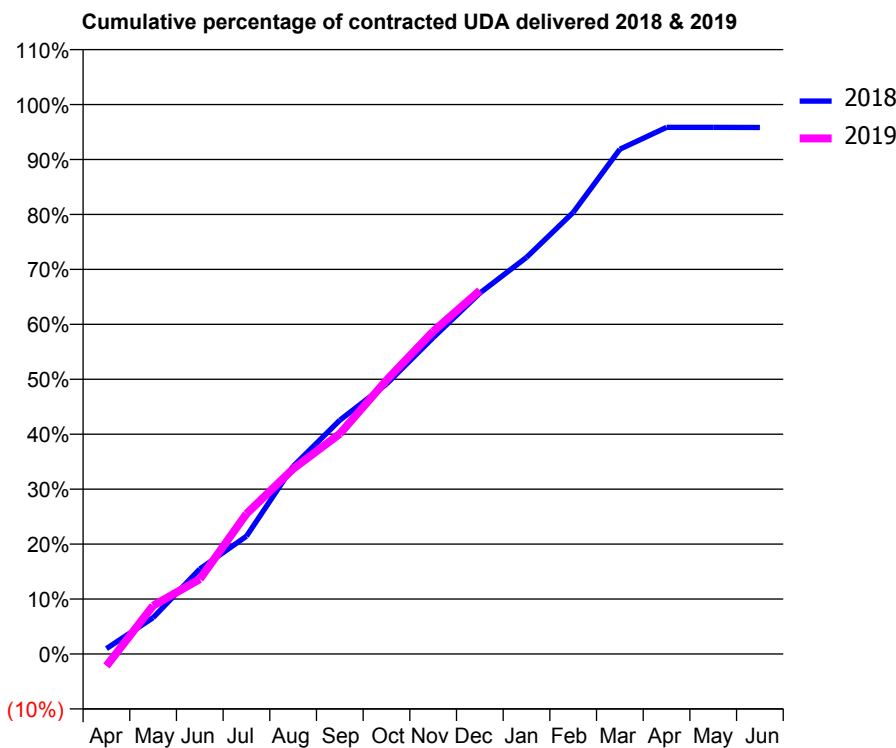
18/19 Contracted general activity (UDA)	19,000
Carry forward general activity (UDA)	826
18/19 Contracted orthodontic activity (UOA)	0
Carry forward orthodontic activity (UOA)	0
Baseline contract value	£570,099.00

ACCESS*

Patients seen in 24 months	Total	Change since previous quarter
Quarter ending December 2017	7,057	
Quarter ending March 2018	7,019	→
Quarter ending June 2018	6,989	→
Quarter ending September 2018	6,938	→
Quarter ending December 2018	6,921	→
Variance since December 2017	(1.9%)	↓



ACTIVITY



Month	Adjusted Scheduled Activity (UDA)	
	2018	2019
April	192	-419
May	1,306	1,669
June	3,060	2,591
July	4,241	4,848
August	6,758	6,404
September	8,417	7,613
October	9,718	9,466
November	11,387	11,154
December	12,994	12,568
January	14,277	
February	15,898	
March	18,171	
April	18,956	
May	18,957	
June	18,955	

QUALITY

	Quantity	Base Number	Contract	AT	Region	England
% of FP17s for the same patient ID Re-attending within 3 months - Children	126	1,679	7.5%	9.5%	11.3%	11.8%
% of FP17s for the same patient ID Re-attending within 3 months - Adults	841	5,688	14.8%	13.9%	15.3%	15.6%
% of FP17s for the same patient ID Re-attending between 3 & 9 months - Children	1,080	1,679	64.3%	59.6%	61.1%	58.8%
% of FP17s for the same patient ID Re-attending between 3 & 9 months - Adults	3,107	5,688	54.6%	50.6%	52.4%	51.0%
% of FP17s for Band 1 Urgent Courses	569	7,005	8.1%	10.0%	9.5%	9.0%
% of FP17s Relating to Free Repair or Replacements	96	7,005	1.4%	0.9%	0.7%	0.8%
% of FP17s Relating to Continuations	73	7,005	1.0%	1.0%	0.8%	0.9%
% of Patients satisfied with the dentistry they have received	2	2	N/A	93.6%	93.1%	93.2%
% of Patients satisfied with the time they had to wait for an appointment	2	2	N/A	85.2%	87.8%	88.3%

* This is based on patients treated on this contract for their most recent course of treatment. Figures in italics indicate the base number of FP17s or Patient Questionnaire responses are less than 100. N/A is shown where the base number of responses is less than 10 during the period. % is calculated as Quantity/Base number*100

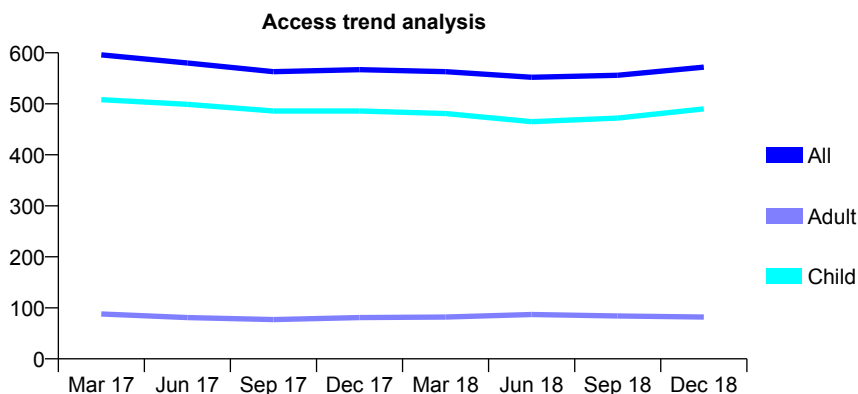
Q66 - Vital Signs At a Glance Contract Report for 164720/0001 - December 2018

Name or company name	Thomson Dental Ltd
Contract type name	GDS Contract
Purpose of contract	General
Contract start date	01/06/2007
Contract end date	

18/19 Contracted general activity (UDA)	1,150
Carry forward general activity (UDA)	0
18/19 Contracted orthodontic activity (UOA)	0
Carry forward orthodontic activity (UOA)	0
Baseline contract value	£32,937.00

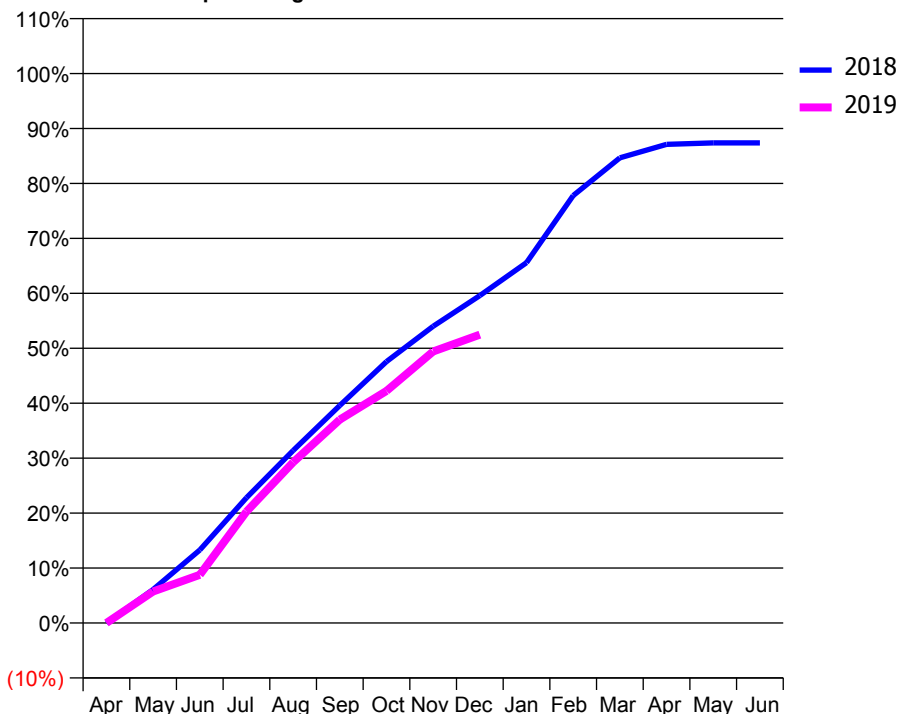
ACCESS*

Patients seen in 24 months	Total	Change since previous quarter
Quarter ending December 2017	567	
Quarter ending March 2018	563	→
Quarter ending June 2018	552	↓
Quarter ending September 2018	556	→
Quarter ending December 2018	572	↑
Variance since December 2017	0.9%	→



ACTIVITY

Cumulative percentage of contracted UDA delivered 2018 & 2019



Month	Adjusted Scheduled Activity (UDA)	
	2018	2019
April	0	0
May	70	66
June	153	101
July	262	233
August	361	336
September	455	426
October	547	486
November	621	568
December	685	603
January	754	
February	895	
March	974	
April	1,002	
May	1,005	
June	1,005	

QUALITY

	Quantity	Base Number	Contract	AT	Region	England
% of FP17s for the same patient ID Re-attending within 3 months - Children	20	500	4.0%	9.5%	11.3%	11.8%
% of FP17s for the same patient ID Re-attending within 3 months - Adults	0	17	0.0%	13.9%	15.3%	15.6%
% of FP17s for the same patient ID Re-attending between 3 & 9 months - Children	291	500	58.2%	59.6%	61.1%	58.8%
% of FP17s for the same patient ID Re-attending between 3 & 9 months - Adults	10	17	58.8%	50.6%	52.4%	51.0%
% of FP17s for Band 1 Urgent Courses	7	492	1.4%	10.0%	9.5%	9.0%
% of FP17s Relating to Free Repair or Replacements	0	492	0.0%	0.9%	0.7%	0.8%
% of FP17s Relating to Continuations	5	492	1.0%	1.0%	0.8%	0.9%
% of Patients satisfied with the dentistry they have received	1	1	N/A	93.6%	93.1%	93.2%
% of Patients satisfied with the time they had to wait for an appointment	1	1	N/A	85.2%	87.8%	88.3%

* This is based on patients treated on this contract for their most recent course of treatment. Figures in italics indicate the base number of FP17s or Patient Questionnaire responses are less than 100. N/A is shown where the base number of responses is less than 10 during the period. % is calculated as Quantity/Base number*100

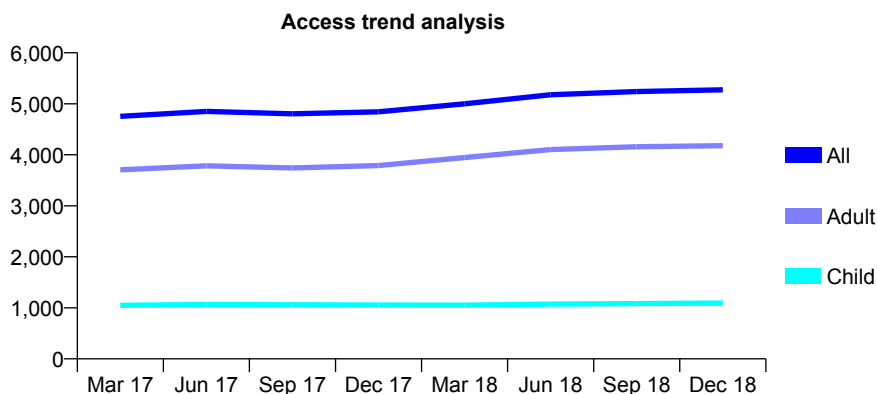
Q66 - Vital Signs At a Glance Contract Report for 164895/0001 - December 2018

Name or company name	Browns Dental Practice Ltd.
Contract type name	GDS Contract
Purpose of contract	General
Contract start date	01/02/2009
Contract end date	

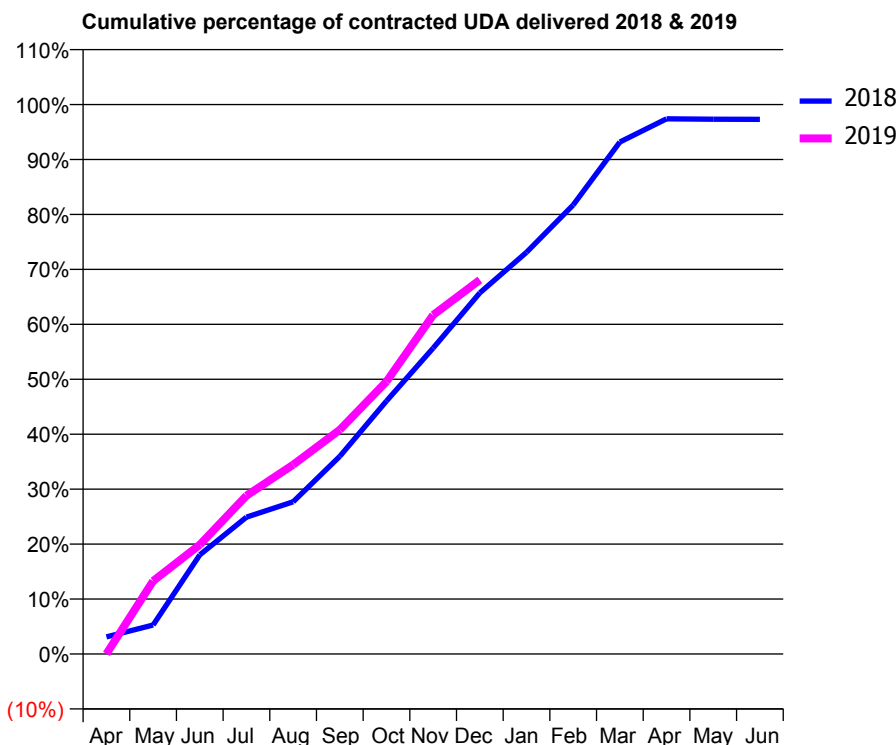
18/19 Contracted general activity (UDA)	8,627
Carry forward general activity (UDA)	233
18/19 Contracted orthodontic activity (UOA)	0
Carry forward orthodontic activity (UOA)	0
Baseline contract value	£257,938.34

ACCESS*

Patients seen in 24 months	Total	Change since previous quarter
Quarter ending December 2017	4,844	
Quarter ending March 2018	4,999	↑
Quarter ending June 2018	5,177	↑
Quarter ending September 2018	5,240	→
Quarter ending December 2018	5,275	→
Variance since December 2017	8.9%	↑



ACTIVITY



Adjusted Scheduled Activity (UDA)		
Month	2018	2019
April	268	3
May	455	1,146
June	1,557	1,716
July	2,149	2,486
August	2,390	2,971
September	3,104	3,520
October	3,973	4,279
November	4,803	5,323
December	5,670	5,873
January	6,306	
February	7,049	
March	8,038	
April	8,403	
May	8,396	
June	8,394	

QUALITY

	Quantity	Base Number	Contract	AT	Region	England
% of FP17s for the same patient ID Re-attending within 3 months - Children	43	1,250	3.4%	9.5%	11.3%	11.8%
% of FP17s for the same patient ID Re-attending within 3 months - Adults	358	3,943	9.1%	13.9%	15.3%	15.6%
% of FP17s for the same patient ID Re-attending between 3 & 9 months - Children	849	1,250	67.9%	59.6%	61.1%	58.8%
% of FP17s for the same patient ID Re-attending between 3 & 9 months - Adults	1,801	3,943	45.7%	50.6%	52.4%	51.0%
% of FP17s for Band 1 Urgent Courses	67	3,588	1.9%	10.0%	9.5%	9.0%
% of FP17s Relating to Free Repair or Replacements	15	3,588	0.4%	0.9%	0.7%	0.8%
% of FP17s Relating to Continuations	27	3,588	0.8%	1.0%	0.8%	0.9%
% of Patients satisfied with the dentistry they have received	1	1	N/A	93.6%	93.1%	93.2%
% of Patients satisfied with the time they had to wait for an appointment	1	1	N/A	85.2%	87.8%	88.3%

* This is based on patients treated on this contract for their most recent course of treatment. Figures in italics indicate the base number of FP17s or Patient Questionnaire responses are less than 100. N/A is shown where the base number of responses is less than 10 during the period. % is calculated as Quantity/Base number*100

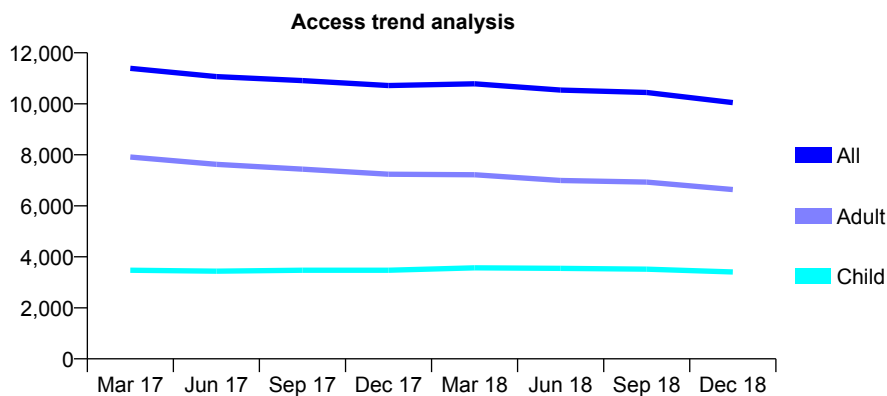
Q66 - Vital Signs At a Glance Contract Report for 165298/0001 - December 2018

Name or company name	Plymouth Community Dental Services Limit
Contract type name	PDS Contract
Purpose of contract	General and Orthodontic
Contract start date	01/10/2013
Contract end date	31/03/2021

18/19 Contracted general activity (UDA)	29,174
Carry forward general activity (UDA)	0
18/19 Contracted orthodontic activity (UOA)	1,980
Carry forward orthodontic activity (UOA)	0
Baseline contract value	£3,052,259.09

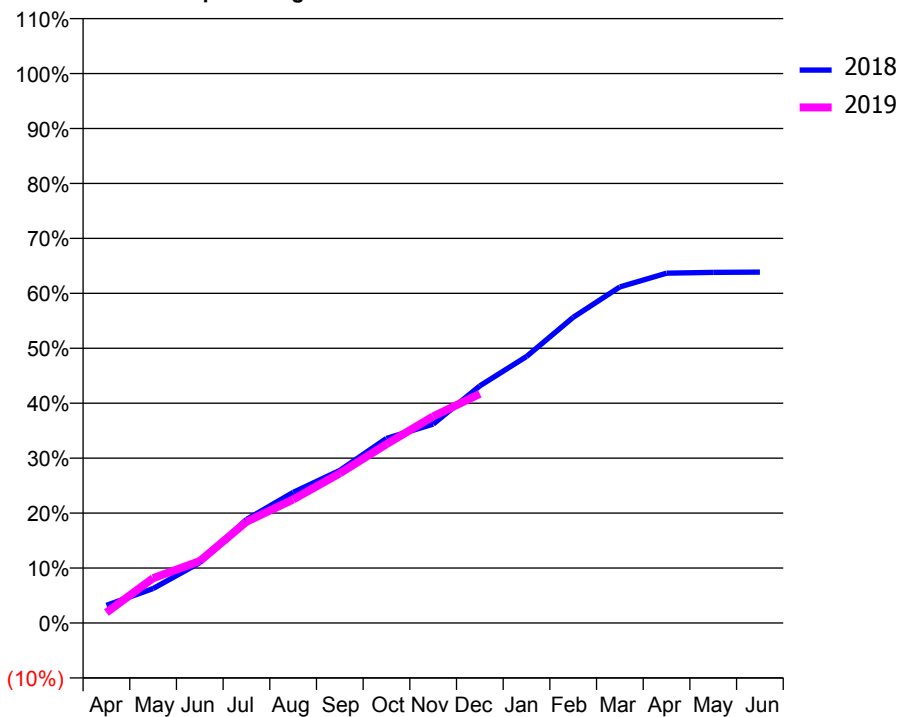
ACCESS*

Patients seen in 24 months	Total	Change since previous quarter
Quarter ending December 2017	10,717	
Quarter ending March 2018	10,783	→
Quarter ending June 2018	10,537	↓
Quarter ending September 2018	10,447	→
Quarter ending December 2018	10,046	↓
Variance since December 2017	(6.3%)	↓



ACTIVITY

Cumulative percentage of contracted UDA delivered 2018 & 2019



Month	Adjusted Scheduled Activity (UDA)	
	2018	2019
April	938	552
May	1,829	2,381
June	3,202	3,285
July	5,490	5,376
August	6,928	6,561
September	8,093	7,948
October	9,794	9,495
November	10,553	10,968
December	12,580	12,167
January	14,138	
February	16,213	
March	17,828	
April	18,555	
May	18,604	
June	18,613	

QUALITY

	Quantity	Base Number	Contract	AT	Region	England
% of FP17s for the same patient ID Re-attending within 3 months - Children	370	2,534	14.6%	9.5%	11.3%	11.8%
% of FP17s for the same patient ID Re-attending within 3 months - Adults	546	4,378	12.5%	13.9%	15.3%	15.6%
% of FP17s for the same patient ID Re-attending between 3 & 9 months - Children	379	2,534	15.0%	59.6%	61.1%	58.8%
% of FP17s for the same patient ID Re-attending between 3 & 9 months - Adults	585	4,378	13.4%	50.6%	52.4%	51.0%
% of FP17s for Band 1 Urgent Courses	2,660	6,321	42.1%	10.0%	9.5%	9.0%
% of FP17s Relating to Free Repair or Replacements	2	6,321	0.0%	0.9%	0.7%	0.8%
% of FP17s Relating to Continuations	11	6,321	0.2%	1.0%	0.8%	0.9%
% of Patients satisfied with the dentistry they have received	0	0	N/A	93.6%	93.1%	93.2%
% of Patients satisfied with the time they had to wait for an appointment	0	0	N/A	85.2%	87.8%	88.3%

* This is based on patients treated on this contract for their most recent course of treatment. Figures in italics indicate the base number of FP17s or Patient Questionnaire responses are less than 100. N/A is shown where the base number of responses is less than 10 during the period. % is calculated as Quantity/Base number*100

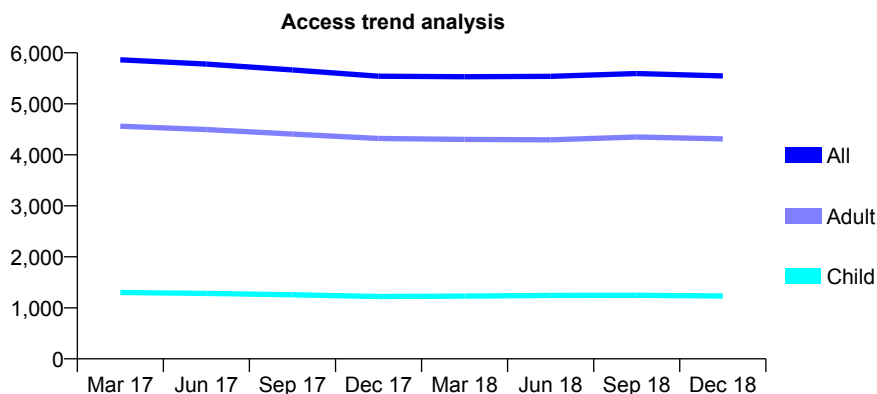
Q66 - Vital Signs At a Glance Contract Report for 167827/0001 - December 2018

Name or company name	Tully Crine LTD
Contract type name	GDS Contract
Purpose of contract	General
Contract start date	01/07/2011
Contract end date	

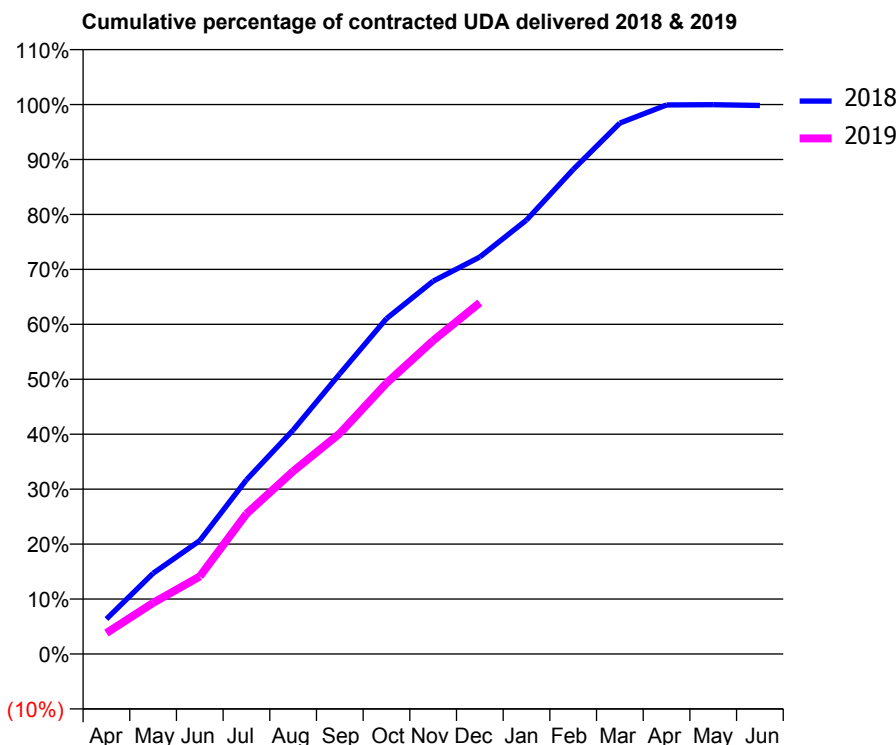
18/19 Contracted general activity (UDA)	15,133
Carry forward general activity (UDA)	20
18/19 Contracted orthodontic activity (UOA)	0
Carry forward orthodontic activity (UOA)	0
Baseline contract value	£403,688.97

ACCESS*

Patients seen in 24 months	Total	Change since previous quarter
Quarter ending December 2017	5,541	
Quarter ending March 2018	5,531	→
Quarter ending June 2018	5,538	→
Quarter ending September 2018	5,593	→
Quarter ending December 2018	5,546	→
Variance since December 2017	0.1%	→



ACTIVITY



Month	Adjusted Scheduled Activity (UDA)	
	2018	2019
April	741	578
May	1,708	1,410
June	2,400	2,136
July	3,688	3,861
August	4,740	5,033
September	5,934	6,076
October	7,102	7,459
November	7,893	8,633
December	8,407	9,675
January	9,186	
February	10,256	
March	11,241	
April	11,624	
May	11,628	
June	11,613	

QUALITY

	Quantity	Base Number	Contract	AT	Region	England
% of FP17s for the same patient ID Re-attending within 3 months - Children	84	1,516	5.5%	9.5%	11.3%	11.8%
% of FP17s for the same patient ID Re-attending within 3 months - Adults	481	4,503	10.7%	13.9%	15.3%	15.6%
% of FP17s for the same patient ID Re-attending between 3 & 9 months - Children	905	1,516	59.7%	59.6%	61.1%	58.8%
% of FP17s for the same patient ID Re-attending between 3 & 9 months - Adults	2,143	4,503	47.6%	50.6%	52.4%	51.0%
% of FP17s for Band 1 Urgent Courses	362	5,043	7.2%	10.0%	9.5%	9.0%
% of FP17s Relating to Free Repair or Replacements	42	5,043	0.8%	0.9%	0.7%	0.8%
% of FP17s Relating to Continuations	76	5,043	1.5%	1.0%	0.8%	0.9%
% of Patients satisfied with the dentistry they have received	4	4	N/A	93.6%	93.1%	93.2%
% of Patients satisfied with the time they had to wait for an appointment	3	4	N/A	85.2%	87.8%	88.3%

* This is based on patients treated on this contract for their most recent course of treatment. Figures in italics indicate the base number of FP17s or Patient Questionnaire responses are less than 100. N/A is shown where the base number of responses is less than 10 during the period. % is calculated as Quantity/Base number*100

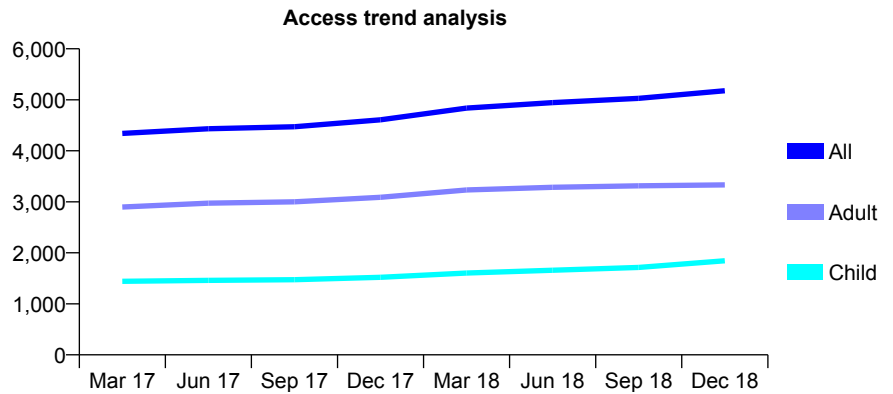
Q66 - Vital Signs At a Glance Contract Report for 168262/0001 - December 2018

Name or company name	SpaDental
Contract type name	GDS Contract
Purpose of contract	General
Contract start date	01/04/2015
Contract end date	

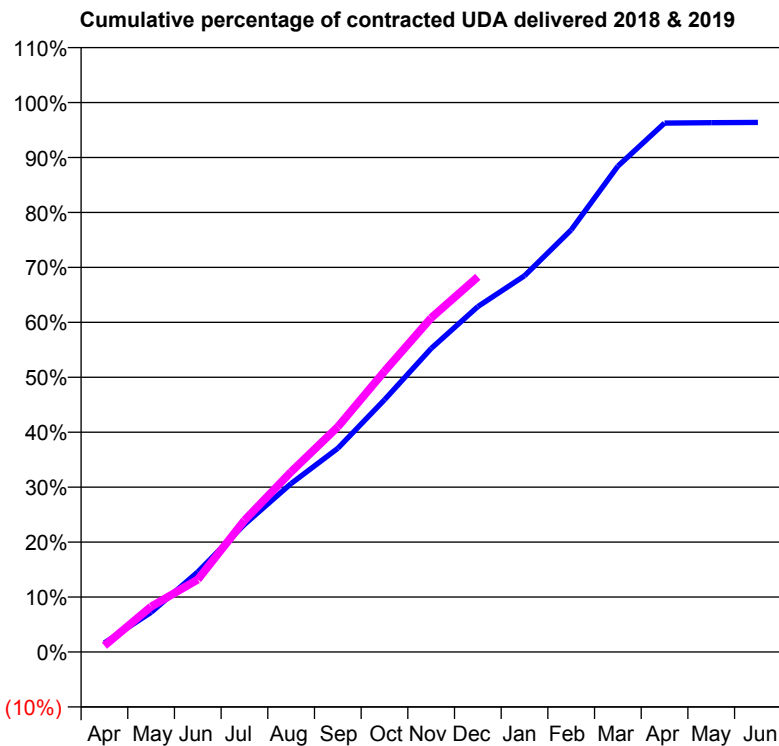
18/19 Contracted general activity (UDA)	17,394
Carry forward general activity (UDA)	629
18/19 Contracted orthodontic activity (UOA)	0
Carry forward orthodontic activity (UOA)	0
Baseline contract value	£458,333.81

ACCESS*

Patients seen in 24 months	Total	Change since previous quarter
Quarter ending December 2017	4,609	
Quarter ending March 2018	4,837	↑
Quarter ending June 2018	4,944	↑
Quarter ending September 2018	5,028	→
Quarter ending December 2018	5,177	↑
Variance since December 2017	12.3%	↑



ACTIVITY



Month	Adjusted Scheduled Activity (UDA)	
	2018	2019
April	290	199
May	1,256	1,437
June	2,534	2,293
July	4,037	4,169
August	5,332	5,705
September	6,449	7,128
October	7,986	8,886
November	9,609	10,577
December	10,933	11,877
January	11,909	
February	13,361	
March	15,380	
April	16,741	
May	16,757	
June	16,765	

QUALITY

	Quantity	Base Number	Contract	AT	Region	England
% of FP17s for the same patient ID Re-attending within 3 months - Children	123	2,201	5.6%	9.5%	11.3%	11.8%
% of FP17s for the same patient ID Re-attending within 3 months - Adults	476	3,765	12.6%	13.9%	15.3%	15.6%
% of FP17s for the same patient ID Re-attending between 3 & 9 months - Children	1,389	2,201	63.1%	59.6%	61.1%	58.8%
% of FP17s for the same patient ID Re-attending between 3 & 9 months - Adults	2,462	3,765	65.4%	50.6%	52.4%	51.0%
% of FP17s for Band 1 Urgent Courses	270	5,568	4.8%	10.0%	9.5%	9.0%
% of FP17s Relating to Free Repair or Replacements	28	5,568	0.5%	0.9%	0.7%	0.8%
% of FP17s Relating to Continuations	68	5,568	1.2%	1.0%	0.8%	0.9%
% of Patients satisfied with the dentistry they have received	7	8	N/A	93.6%	93.1%	93.2%
% of Patients satisfied with the time they had to wait for an appointment	5	8	N/A	85.2%	87.8%	88.3%

* This is based on patients treated on this contract for their most recent course of treatment. Figures in italics indicate the base number of FP17s or Patient Questionnaire responses are less than 100. N/A is shown where the base number of responses is less than 10 during the period. % is calculated as Quantity/Base number*100

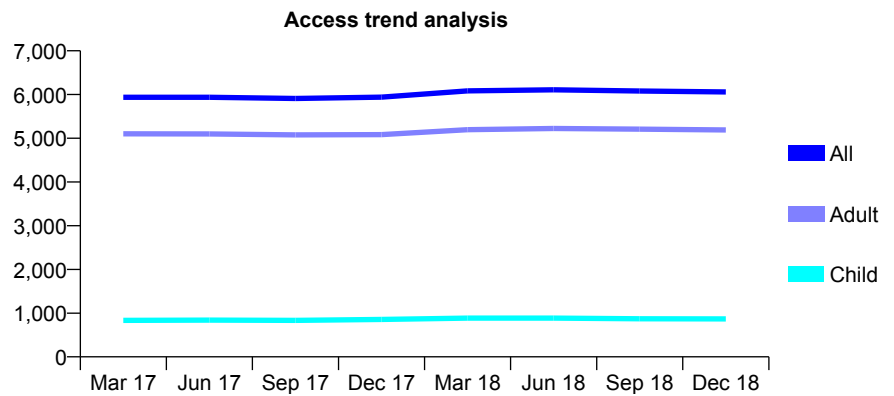
Q66 - Vital Signs At a Glance Contract Report for 170062/0001 - December 2018

Name or company name	St Pauls Dental Practice Ltd
Contract type name	GDS Contract
Purpose of contract	General
Contract start date	01/04/2009
Contract end date	

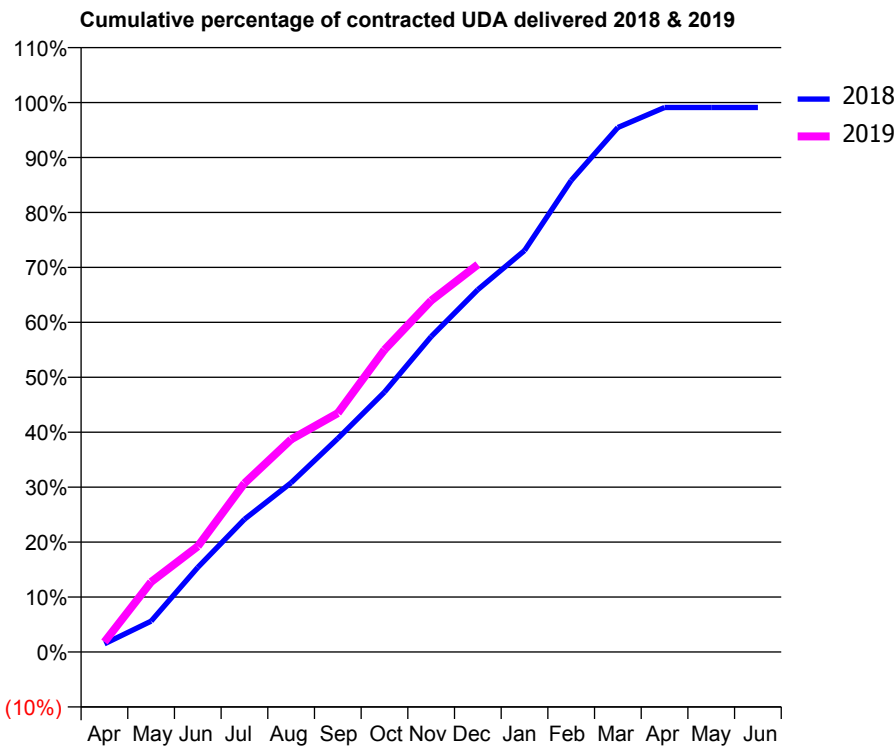
18/19 Contracted general activity (UDA)	19,373
Carry forward general activity (UDA)	176
18/19 Contracted orthodontic activity (UOA)	0
Carry forward orthodontic activity (UOA)	0
Baseline contract value	£657,487.85

ACCESS*

Patients seen in 24 months	Total	Change since previous quarter
Quarter ending December 2017	5,939	
Quarter ending March 2018	6,082	↑
Quarter ending June 2018	6,109	→
Quarter ending September 2018	6,080	→
Quarter ending December 2018	6,059	→
Variance since December 2017	2.0%	↑



ACTIVITY



Month	Adjusted Scheduled Activity (UDA)	
	2018	2019
April	290	355
May	1,090	2,472
June	2,981	3,725
July	4,679	5,947
August	5,968	7,497
September	7,528	8,424
October	9,165	10,656
November	11,123	12,390
December	12,776	13,659
January	14,155	
February	16,624	
March	18,493	
April	19,198	
May	19,197	
June	19,197	

QUALITY

	Quantity	Base Number	Contract	AT	Region	England
% of FP17s for the same patient ID Re-attending within 3 months - Children	62	1,206	5.1%	9.5%	11.3%	11.8%
% of FP17s for the same patient ID Re-attending within 3 months - Adults	926	6,437	14.4%	13.9%	15.3%	15.6%
% of FP17s for the same patient ID Re-attending between 3 & 9 months - Children	903	1,206	74.9%	59.6%	61.1%	58.8%
% of FP17s for the same patient ID Re-attending between 3 & 9 months - Adults	3,332	6,437	51.8%	50.6%	52.4%	51.0%
% of FP17s for Band 1 Urgent Courses	318	7,285	4.4%	10.0%	9.5%	9.0%
% of FP17s Relating to Free Repair or Replacements	91	7,285	1.2%	0.9%	0.7%	0.8%
% of FP17s Relating to Continuations	184	7,285	2.5%	1.0%	0.8%	0.9%
% of Patients satisfied with the dentistry they have received	9	10	90.0%	93.6%	93.1%	93.2%
% of Patients satisfied with the time they had to wait for an appointment	10	10	100.0%	85.2%	87.8%	88.3%

* This is based on patients treated on this contract for their most recent course of treatment. Figures in italics indicate the base number of FP17s or Patient Questionnaire responses are less than 100. N/A is shown where the base number of responses is less than 10 during the period. % is calculated as Quantity/Base number*100

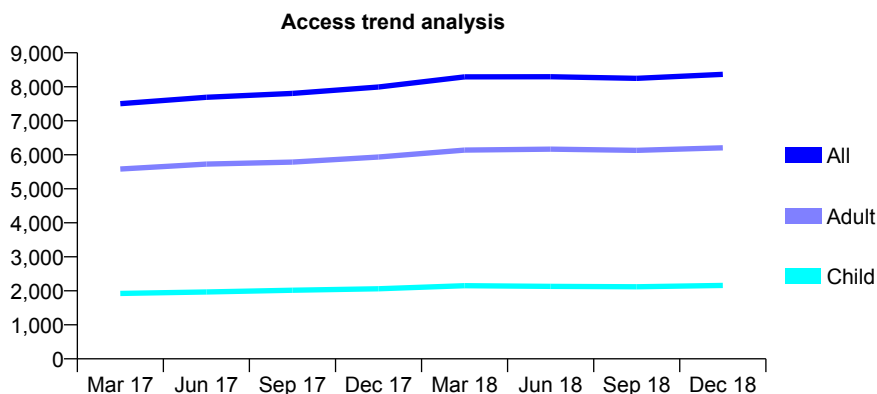
Q66 - Vital Signs At a Glance Contract Report for 170909/0001 - December 2018

Name or company name	Larkham House Dental Practice Limited
Contract type name	GDS Contract
Purpose of contract	General
Contract start date	06/01/2014
Contract end date	

18/19 Contracted general activity (UDA)	25,338
Carry forward general activity (UDA)	3,313
18/19 Contracted orthodontic activity (UOA)	0
Carry forward orthodontic activity (UOA)	0
Baseline contract value	£665,660.59

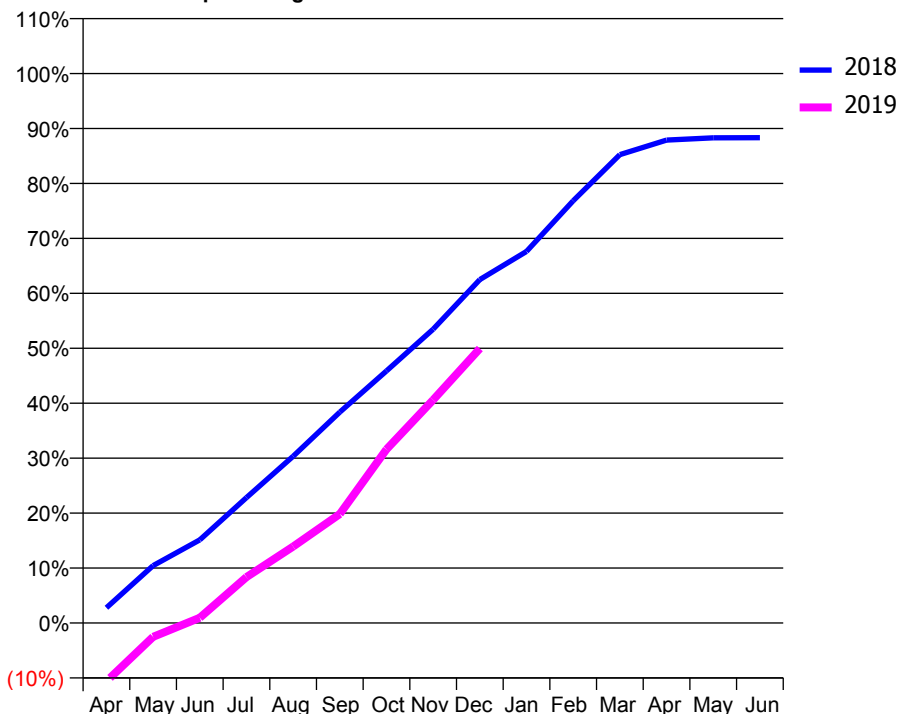
ACCESS*

Patients seen in 24 months	Total	Change since previous quarter
Quarter ending December 2017	7,993	
Quarter ending March 2018	8,292	↑
Quarter ending June 2018	8,298	→
Quarter ending September 2018	8,250	→
Quarter ending December 2018	8,367	→
Variance since December 2017	4.7%	↑



ACTIVITY

Cumulative percentage of contracted UDA delivered 2018 & 2019



Month	Adjusted Scheduled Activity (UDA)	
	2018	2019
April	784	-2,697
May	2,957	-643
June	4,288	242
July	6,468	2,118
August	8,598	3,527
September	10,873	5,024
October	13,004	8,006
November	15,153	10,288
December	17,712	12,658
January	19,159	
February	21,778	
March	24,152	
April	24,902	
May	25,024	
June	25,025	

QUALITY

	Quantity	Base Number	Contract	AT	Region	England
% of FP17s for the same patient ID Re-attending within 3 months - Children	145	2,409	6.0%	9.5%	11.3%	11.8%
% of FP17s for the same patient ID Re-attending within 3 months - Adults	943	6,755	14.0%	13.9%	15.3%	15.6%
% of FP17s for the same patient ID Re-attending between 3 & 9 months - Children	1,484	2,409	61.6%	59.6%	61.1%	58.8%
% of FP17s for the same patient ID Re-attending between 3 & 9 months - Adults	3,868	6,755	57.3%	50.6%	52.4%	51.0%
% of FP17s for Band 1 Urgent Courses	773	8,741	8.8%	10.0%	9.5%	9.0%
% of FP17s Relating to Free Repair or Replacements	83	8,741	0.9%	0.9%	0.7%	0.8%
% of FP17s Relating to Continuations	184	8,741	2.1%	1.0%	0.8%	0.9%
% of Patients satisfied with the dentistry they have received	7	8	N/A	93.6%	93.1%	93.2%
% of Patients satisfied with the time they had to wait for an appointment	6	8	N/A	85.2%	87.8%	88.3%

* This is based on patients treated on this contract for their most recent course of treatment. Figures in italics indicate the base number of FP17s or Patient Questionnaire responses are less than 100. N/A is shown where the base number of responses is less than 10 during the period. % is calculated as Quantity/Base number*100

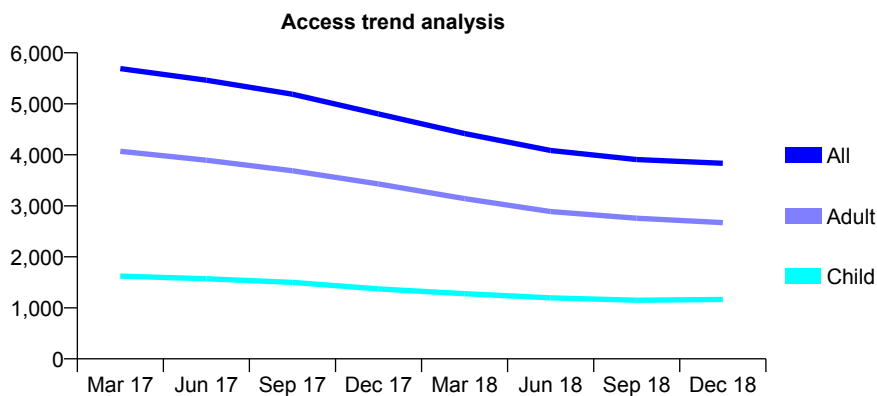
Q66 - Vital Signs At a Glance Contract Report for 172146/0001 - December 2018

Name or company name	Westpark Dental Practice Limited
Contract type name	GDS Contract
Purpose of contract	General
Contract start date	01/04/2011
Contract end date	

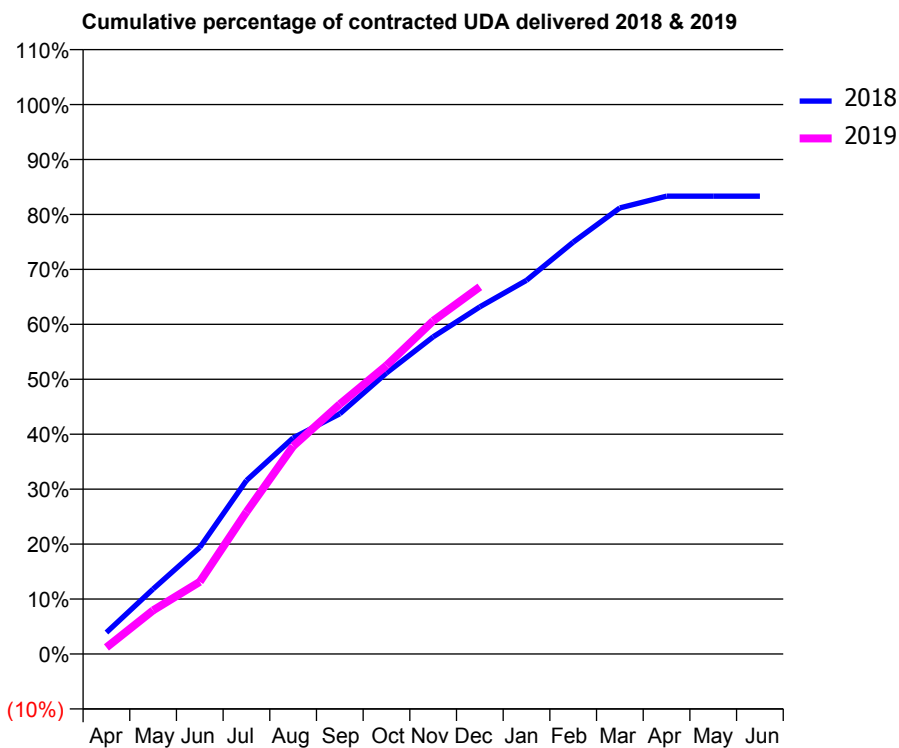
18/19 Contracted general activity (UDA)	10,860
Carry forward general activity (UDA)	104
18/19 Contracted orthodontic activity (UOA)	0
Carry forward orthodontic activity (UOA)	0
Baseline contract value	£258,569.87

ACCESS*

Patients seen in 24 months	Total	Change since previous quarter
Quarter ending December 2017	4,800	
Quarter ending March 2018	4,417	↓
Quarter ending June 2018	4,085	↓
Quarter ending September 2018	3,906	↓
Quarter ending December 2018	3,834	↓
Variance since December 2017	(20.1%)	↓



ACTIVITY



Month	Adjusted Scheduled Activity (UDA)	
	2018	2019
April	379	130
May	1,145	864
June	1,876	1,428
July	3,053	2,808
August	3,802	4,108
September	4,225	4,937
October	4,945	5,701
November	5,580	6,585
December	6,109	7,256
January	6,575	
February	7,246	
March	7,849	
April	8,056	
May	8,056	
June	8,056	

QUALITY

	Quantity	Base Number	Contract	AT	Region	England
% of FP17s for the same patient ID Re-attending within 3 months - Children	36	867	4.2%	9.5%	11.3%	11.8%
% of FP17s for the same patient ID Re-attending within 3 months - Adults	226	1,869	12.1%	13.9%	15.3%	15.6%
% of FP17s for the same patient ID Re-attending between 3 & 9 months - Children	195	867	22.5%	59.6%	61.1%	58.8%
% of FP17s for the same patient ID Re-attending between 3 & 9 months - Adults	487	1,869	26.1%	50.6%	52.4%	51.0%
% of FP17s for Band 1 Urgent Courses	290	2,668	10.9%	10.0%	9.5%	9.0%
% of FP17s Relating to Free Repair or Replacements	18	2,668	0.7%	0.9%	0.7%	0.8%
% of FP17s Relating to Continuations	30	2,668	1.1%	1.0%	0.8%	0.9%
% of Patients satisfied with the dentistry they have received	1	2	N/A	93.6%	93.1%	93.2%
% of Patients satisfied with the time they had to wait for an appointment	1	2	N/A	85.2%	87.8%	88.3%

* This is based on patients treated on this contract for their most recent course of treatment. Figures in italics indicate the base number of FP17s or Patient Questionnaire responses are less than 100. N/A is shown where the base number of responses is less than 10 during the period. % is calculated as Quantity/Base number*100

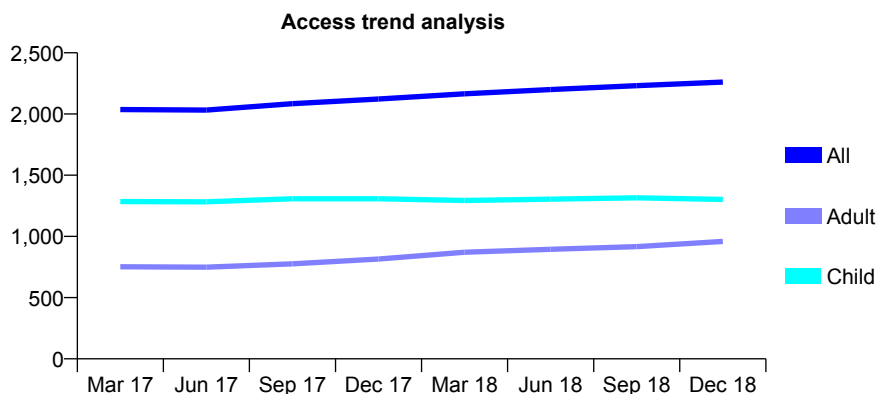
Q66 - Vital Signs At a Glance Contract Report for 174033/0001 - December 2018

Name or company name	El-Nashar Dental Care Ltd
Contract type name	GDS Contract
Purpose of contract	General
Contract start date	01/01/2008
Contract end date	

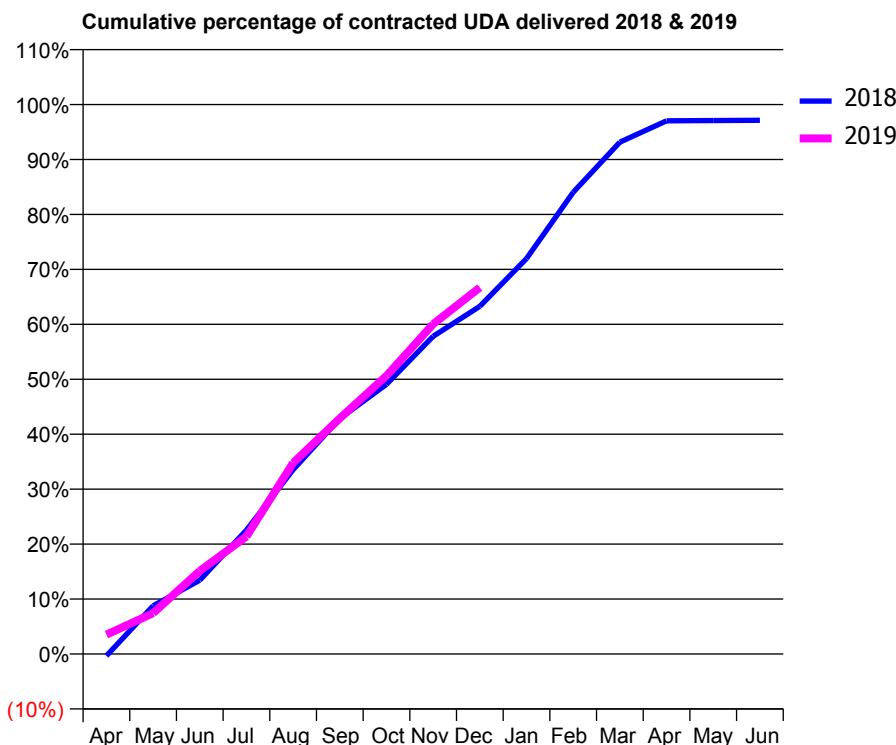
18/19 Contracted general activity (UDA)	7,000
Carry forward general activity (UDA)	201
18/19 Contracted orthodontic activity (UOA)	0
Carry forward orthodontic activity (UOA)	0
Baseline contract value	£236,355.86

ACCESS*

Patients seen in 24 months	Total	Change since previous quarter
Quarter ending December 2017	2,123	
Quarter ending March 2018	2,165	→
Quarter ending June 2018	2,200	→
Quarter ending September 2018	2,232	→
Quarter ending December 2018	2,261	→
Variance since December 2017	6.5%	↑



ACTIVITY



Month	Adjusted Scheduled Activity (UDA)	
	2018	2019
April	-24	247
May	615	521
June	941	1,060
July	1,579	1,498
August	2,349	2,435
September	2,998	3,003
October	3,436	3,544
November	4,046	4,203
December	4,429	4,670
January	5,038	
February	5,882	
March	6,521	
April	6,792	
May	6,795	
June	6,799	

QUALITY

	Quantity	Base Number	Contract	AT	Region	England
% of FP17s for the same patient ID Re-attending within 3 months - Children	122	1,903	6.4%	9.5%	11.3%	11.8%
% of FP17s for the same patient ID Re-attending within 3 months - Adults	157	1,071	14.7%	13.9%	15.3%	15.6%
% of FP17s for the same patient ID Re-attending between 3 & 9 months - Children	1,432	1,903	75.2%	59.6%	61.1%	58.8%
% of FP17s for the same patient ID Re-attending between 3 & 9 months - Adults	698	1,071	65.2%	50.6%	52.4%	51.0%
% of FP17s for Band 1 Urgent Courses	183	2,806	6.5%	10.0%	9.5%	9.0%
% of FP17s Relating to Free Repair or Replacements	9	2,806	0.3%	0.9%	0.7%	0.8%
% of FP17s Relating to Continuations	2	2,806	0.1%	1.0%	0.8%	0.9%
% of Patients satisfied with the dentistry they have received	2	2	N/A	93.6%	93.1%	93.2%
% of Patients satisfied with the time they had to wait for an appointment	2	2	N/A	85.2%	87.8%	88.3%

* This is based on patients treated on this contract for their most recent course of treatment. Figures in italics indicate the base number of FP17s or Patient Questionnaire responses are less than 100. N/A is shown where the base number of responses is less than 10 during the period. % is calculated as Quantity/Base number*100

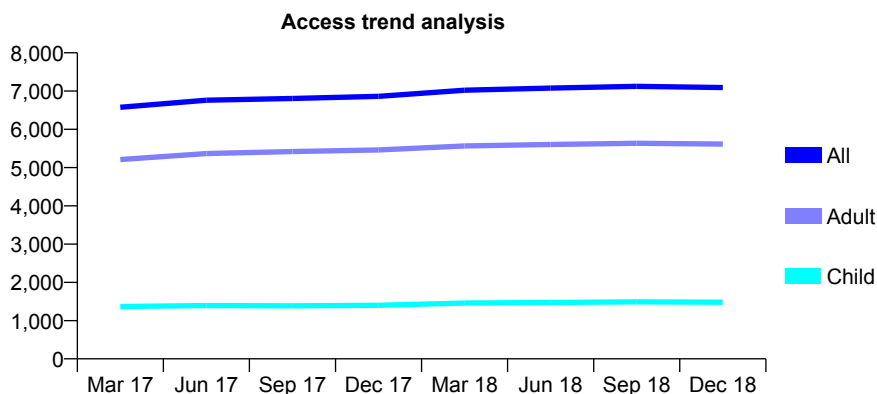
Q66 - Vital Signs At a Glance Contract Report for 174068/0001 - December 2018

Name or company name	The Treatment Centre Limited
Contract type name	GDS Contract
Purpose of contract	General
Contract start date	06/04/2012
Contract end date	

18/19 Contracted general activity (UDA)	15,562
Carry forward general activity (UDA)	318
18/19 Contracted orthodontic activity (UOA)	0
Carry forward orthodontic activity (UOA)	0
Baseline contract value	£418,935.76

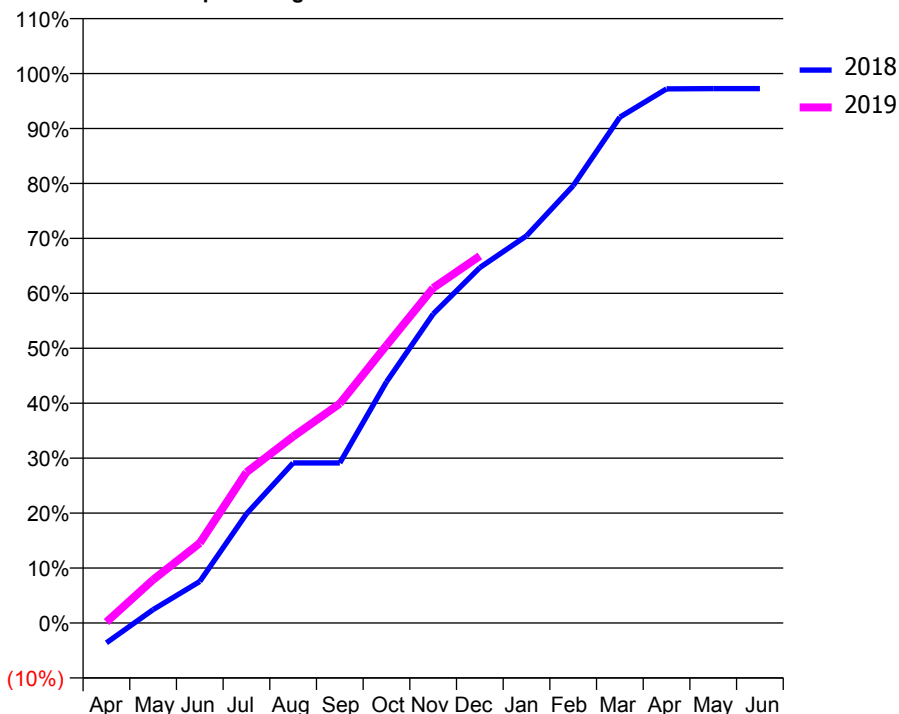
ACCESS*

Patients seen in 24 months	Total	Change since previous quarter
Quarter ending December 2017	6,863	
Quarter ending March 2018	7,022	↑
Quarter ending June 2018	7,077	→
Quarter ending September 2018	7,125	→
Quarter ending December 2018	7,092	→
Variance since December 2017	3.3%	↑



ACTIVITY

Cumulative percentage of contracted UDA delivered 2018 & 2019



Month	Adjusted Scheduled Activity (UDA)	
	2018	2019
April	-601	28
May	404	1,224
June	1,253	2,263
July	3,289	4,268
August	4,823	5,283
September	4,823	6,215
October	7,267	7,864
November	9,313	9,490
December	10,714	10,395
January	11,668	
February	13,180	
March	15,246	
April	16,097	
May	16,106	
June	16,106	

QUALITY

	Quantity	Base Number	Contract	AT	Region	England
% of FP17s for the same patient ID Re-attending within 3 months - Children	49	1,389	3.5%	9.5%	11.3%	11.8%
% of FP17s for the same patient ID Re-attending within 3 months - Adults	457	5,532	8.3%	13.9%	15.3%	15.6%
% of FP17s for the same patient ID Re-attending between 3 & 9 months - Children	640	1,389	46.1%	59.6%	61.1%	58.8%
% of FP17s for the same patient ID Re-attending between 3 & 9 months - Adults	2,834	5,532	51.2%	50.6%	52.4%	51.0%
% of FP17s for Band 1 Urgent Courses	351	6,060	5.8%	10.0%	9.5%	9.0%
% of FP17s Relating to Free Repair or Replacements	99	6,060	1.6%	0.9%	0.7%	0.8%
% of FP17s Relating to Continuations	20	6,060	0.3%	1.0%	0.8%	0.9%
% of Patients satisfied with the dentistry they have received	5	5	N/A	93.6%	93.1%	93.2%
% of Patients satisfied with the time they had to wait for an appointment	5	5	N/A	85.2%	87.8%	88.3%

* This is based on patients treated on this contract for their most recent course of treatment. Figures in italics indicate the base number of FP17s or Patient Questionnaire responses are less than 100. N/A is shown where the base number of responses is less than 10 during the period. % is calculated as Quantity/Base number*100

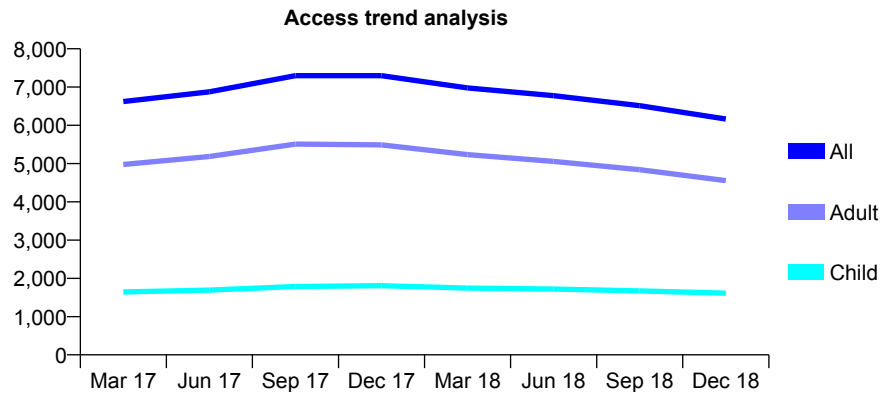
Q66 - Vital Signs At a Glance Contract Report for 174807/0001 - December 2018

Name or company name	Smile Care Paignton Ltd
Contract type name	PDS Plus Contract
Purpose of contract	General
Contract start date	23/07/2012
Contract end date	31/03/2020

18/19 Contracted general activity (UDA)	22,000
Carry forward general activity (UDA)	0
18/19 Contracted orthodontic activity (UOA)	0
Carry forward orthodontic activity (UOA)	0
Baseline contract value	£353,343.74

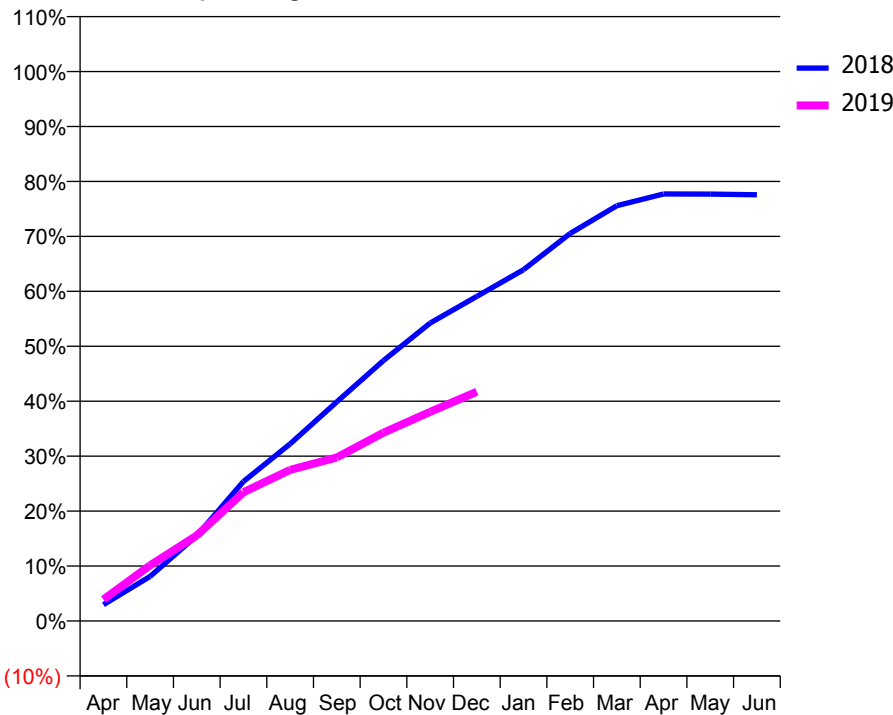
ACCESS*

Patients seen in 24 months	Total	Change since previous quarter
Quarter ending December 2017	7,298	
Quarter ending March 2018	6,976	↓
Quarter ending June 2018	6,774	↓
Quarter ending September 2018	6,514	↓
Quarter ending December 2018	6,164	↓
Variance since December 2017	(15.5%)	↓



ACTIVITY

Cumulative percentage of contracted UDA delivered 2018 & 2019



Adjusted Scheduled Activity (UDA)		
Month	2018	2019
April	652	860
May	1,786	2,231
June	3,421	3,426
July	5,589	5,156
August	7,090	6,049
September	8,774	6,547
October	10,431	7,542
November	11,927	8,374
December	12,997	9,181
January	14,067	
February	15,516	
March	16,627	
April	17,097	
May	17,092	
June	17,065	

QUALITY

	Quantity	Base Number	Contract	AT	Region	England
% of FP17s for the same patient ID Re-attending within 3 months - Children	102	1,309	7.8%	9.5%	11.3%	11.8%
% of FP17s for the same patient ID Re-attending within 3 months - Adults	577	3,871	14.9%	13.9%	15.3%	15.6%
% of FP17s for the same patient ID Re-attending between 3 & 9 months - Children	622	1,309	47.5%	59.6%	61.1%	58.8%
% of FP17s for the same patient ID Re-attending between 3 & 9 months - Adults	2,087	3,871	53.9%	50.6%	52.4%	51.0%
% of FP17s for Band 1 Urgent Courses	617	4,926	12.5%	10.0%	9.5%	9.0%
% of FP17s Relating to Free Repair or Replacements	67	4,926	1.4%	0.9%	0.7%	0.8%
% of FP17s Relating to Continuations	49	4,926	1.0%	1.0%	0.8%	0.9%
% of Patients satisfied with the dentistry they have received	2	3	N/A	93.6%	93.1%	93.2%
% of Patients satisfied with the time they had to wait for an appointment	1	3	N/A	85.2%	87.8%	88.3%

* This is based on patients treated on this contract for their most recent course of treatment. Figures in italics indicate the base number of FP17s or Patient Questionnaire responses are less than 100. N/A is shown where the base number of responses is less than 10 during the period. % is calculated as Quantity/Base number*100

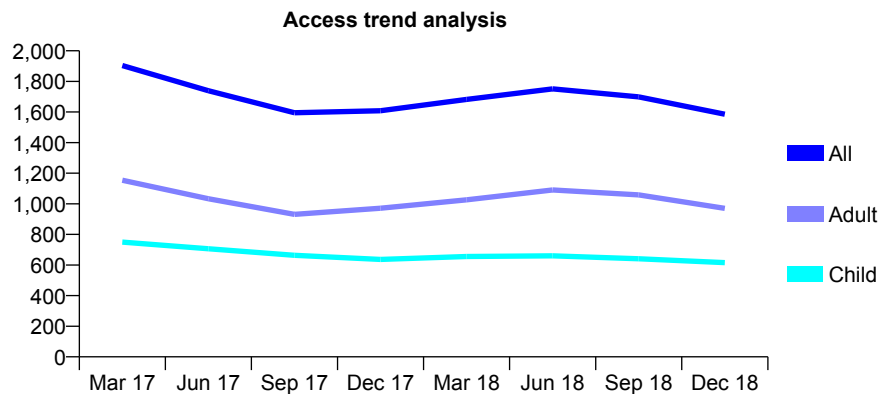
Q66 - Vital Signs At a Glance Contract Report for 174807/0002 - December 2018

Name or company name	Smile Care Paignton Ltd
Contract type name	GDS Contract
Purpose of contract	General
Contract start date	05/11/2012
Contract end date	

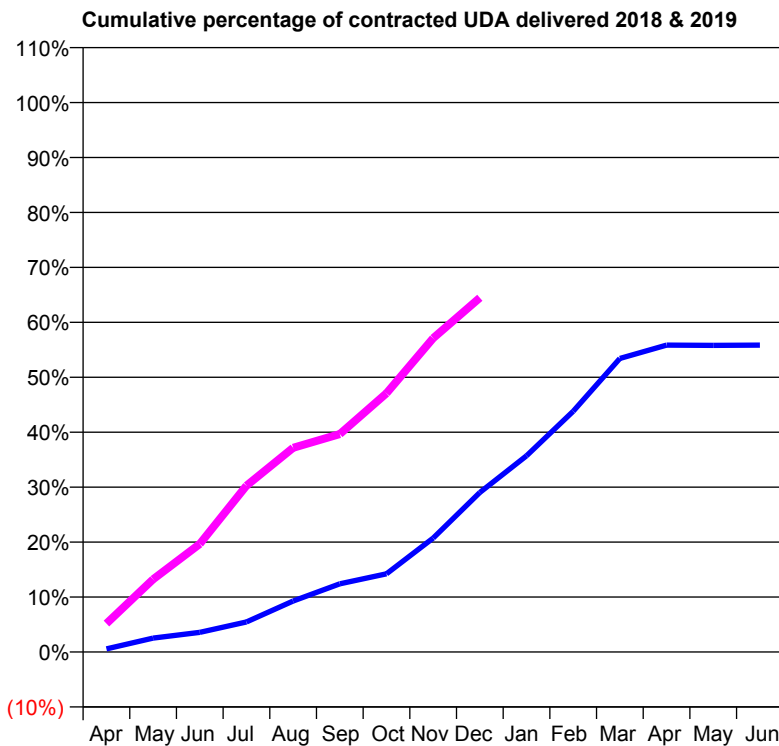
18/19 Contracted general activity (UDA)	6,000
Carry forward general activity (UDA)	0
18/19 Contracted orthodontic activity (UOA)	0
Carry forward orthodontic activity (UOA)	0
Baseline contract value	£169,805.43

ACCESS*

Patients seen in 24 months	Total	Change since previous quarter
Quarter ending December 2017	1,608	
Quarter ending March 2018	1,682	↑
Quarter ending June 2018	1,751	↑
Quarter ending September 2018	1,699	↓
Quarter ending December 2018	1,586	↓
Variance since December 2017	(1.4%)	↓



ACTIVITY



Adjusted Scheduled Activity (UDA)		
Month	2018	2019
April	34	311
May	153	794
June	215	1,180
July	328	1,817
August	556	2,230
September	745	2,380
October	854	2,825
November	1,244	3,427
December	1,742	3,868
January	2,143	
February	2,629	
March	3,206	
April	3,350	
May	3,347	
June	3,351	

QUALITY

	Quantity	Base Number	Contract	AT	Region	England
% of FP17s for the same patient ID Re-attending within 3 months - Children	69	718	9.6%	9.5%	11.3%	11.8%
% of FP17s for the same patient ID Re-attending within 3 months - Adults	194	1,135	17.1%	13.9%	15.3%	15.6%
% of FP17s for the same patient ID Re-attending between 3 & 9 months - Children	462	718	64.3%	59.6%	61.1%	58.8%
% of FP17s for the same patient ID Re-attending between 3 & 9 months - Adults	534	1,135	47.0%	50.6%	52.4%	51.0%
% of FP17s for Band 1 Urgent Courses	161	1,789	9.0%	10.0%	9.5%	9.0%
% of FP17s Relating to Free Repair or Replacements	12	1,789	0.7%	0.9%	0.7%	0.8%
% of FP17s Relating to Continuations	8	1,789	0.4%	1.0%	0.8%	0.9%
% of Patients satisfied with the dentistry they have received	1	2	N/A	93.6%	93.1%	93.2%
% of Patients satisfied with the time they had to wait for an appointment	1	2	N/A	85.2%	87.8%	88.3%

* This is based on patients treated on this contract for their most recent course of treatment. Figures in italics indicate the base number of FP17s or Patient Questionnaire responses are less than 100. N/A is shown where the base number of responses is less than 10 during the period. % is calculated as Quantity/Base number*100

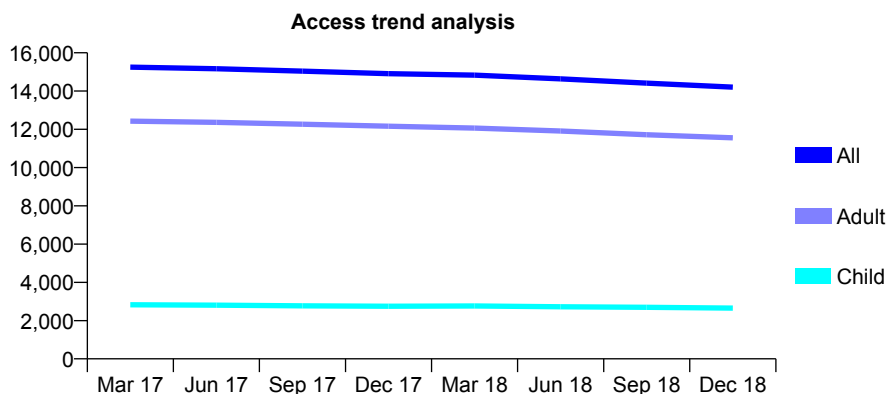
Q66 - Vital Signs At a Glance Contract Report for 175064/0001 - December 2018

Name or company name	Milehouse Dental Care Ltd
Contract type name	GDS Contract
Purpose of contract	General
Contract start date	01/09/2012
Contract end date	

18/19 Contracted general activity (UDA)	40,396
Carry forward general activity (UDA)	0
18/19 Contracted orthodontic activity (UOA)	0
Carry forward orthodontic activity (UOA)	0
Baseline contract value	£1,099,911.59

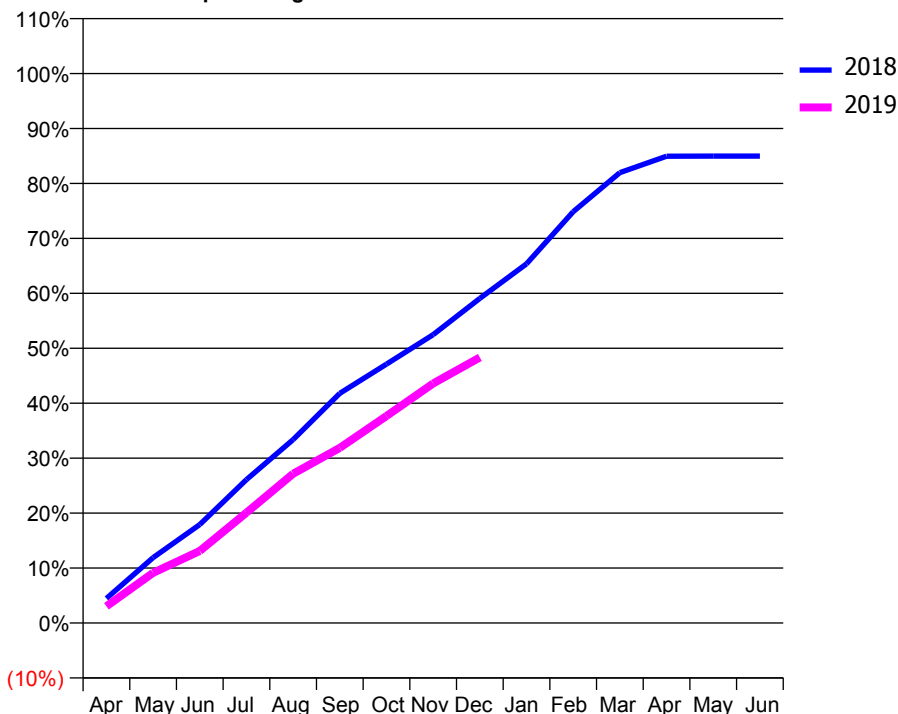
ACCESS*

Patients seen in 24 months	Total	Change since previous quarter
Quarter ending December 2017	14,908	
Quarter ending March 2018	14,830	→
Quarter ending June 2018	14,636	↓
Quarter ending September 2018	14,411	↓
Quarter ending December 2018	14,203	↓
Variance since December 2017	(4.7%)	↓



ACTIVITY

Cumulative percentage of contracted UDA delivered 2018 & 2019



Month	Adjusted Scheduled Activity (UDA)	
	2018	2019
April	1,806	1,234
May	4,812	3,687
June	7,241	5,298
July	10,542	8,115
August	13,483	10,971
September	16,881	12,880
October	19,033	15,222
November	21,196	17,612
December	23,866	19,527
January	26,400	
February	30,237	
March	33,114	
April	34,313	
May	34,320	
June	34,325	

QUALITY

	Quantity	Base Number	Contract	AT	Region	England
% of FP17s for the same patient ID Re-attending within 3 months - Children	129	2,719	4.7%	9.5%	11.3%	11.8%
% of FP17s for the same patient ID Re-attending within 3 months - Adults	1,156	8,879	13.0%	13.9%	15.3%	15.6%
% of FP17s for the same patient ID Re-attending between 3 & 9 months - Children	1,946	2,719	71.6%	59.6%	61.1%	58.8%
% of FP17s for the same patient ID Re-attending between 3 & 9 months - Adults	2,373	8,879	26.7%	50.6%	52.4%	51.0%
% of FP17s for Band 1 Urgent Courses	1,065	10,873	9.8%	10.0%	9.5%	9.0%
% of FP17s Relating to Free Repair or Replacements	122	10,873	1.1%	0.9%	0.7%	0.8%
% of FP17s Relating to Continuations	90	10,873	0.8%	1.0%	0.8%	0.9%
% of Patients satisfied with the dentistry they have received	7	7	N/A	93.6%	93.1%	93.2%
% of Patients satisfied with the time they had to wait for an appointment	4	7	N/A	85.2%	87.8%	88.3%

* This is based on patients treated on this contract for their most recent course of treatment. Figures in italics indicate the base number of FP17s or Patient Questionnaire responses are less than 100. N/A is shown where the base number of responses is less than 10 during the period. % is calculated as Quantity/Base number*100

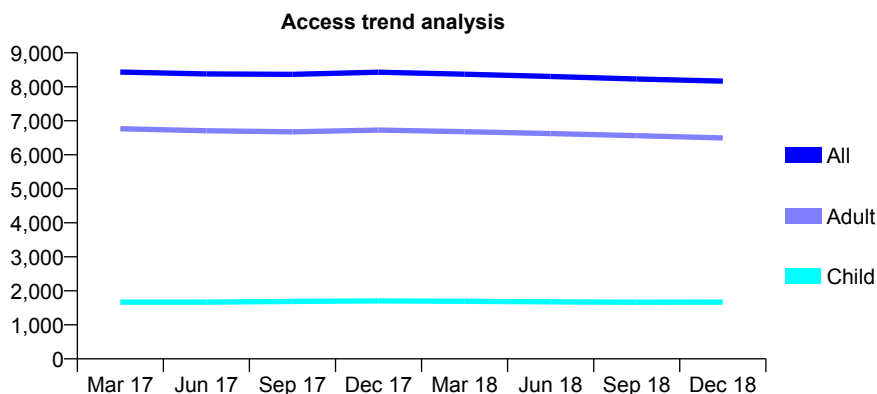
Q66 - Vital Signs At a Glance Contract Report for 175617/0001 - December 2018

Name or company name	Mr J Nuttall & Dr T Hodges
Contract type name	GDS Contract
Purpose of contract	General
Contract start date	01/04/2014
Contract end date	

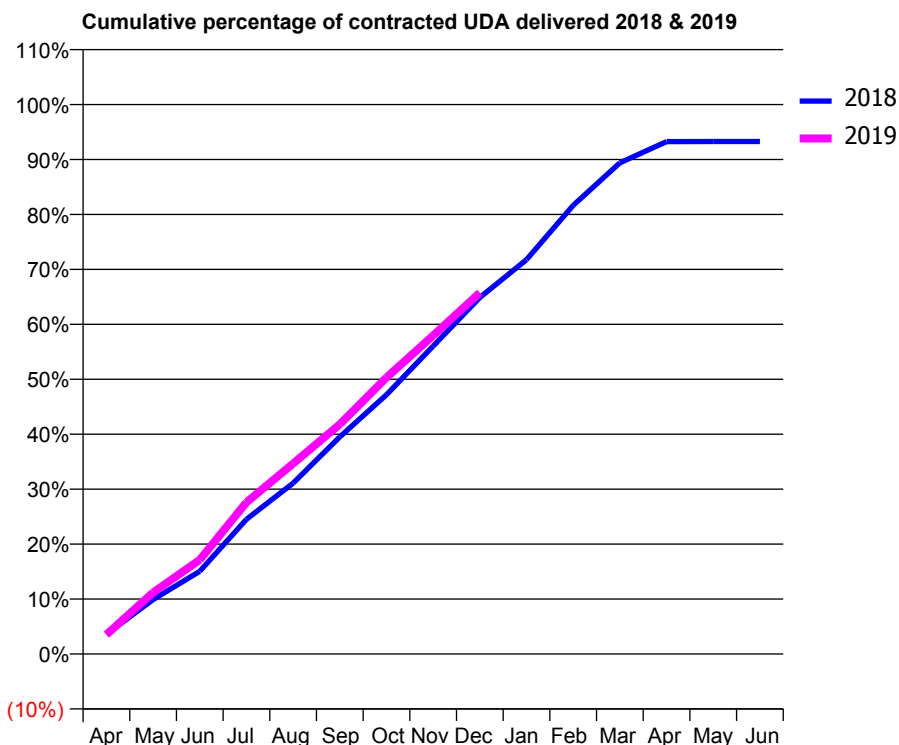
18/19 Contracted general activity (UDA)	21,000
Carry forward general activity (UDA)	0
18/19 Contracted orthodontic activity (UOA)	0
Carry forward orthodontic activity (UOA)	0
Baseline contract value	£545,248.53

ACCESS*

Patients seen in 24 months	Total	Change since previous quarter
Quarter ending December 2017	8,429	
Quarter ending March 2018	8,372	→
Quarter ending June 2018	8,305	→
Quarter ending September 2018	8,228	→
Quarter ending December 2018	8,165	→
Variance since December 2017	(3.1%)	↓



ACTIVITY



Month	Adjusted Scheduled Activity (UDA)	
	2018	2019
April	757	741
May	2,084	2,351
June	3,161	3,600
July	5,147	5,796
August	6,533	7,280
September	8,301	8,777
October	9,907	10,566
November	11,771	12,174
December	13,624	13,810
January	15,073	
February	17,148	
March	18,772	
April	19,581	
May	19,588	
June	19,589	

QUALITY

	Quantity	Base Number	Contract	AT	Region	England
% of FP17s for the same patient ID Re-attending within 3 months - Children	85	1,781	4.8%	9.5%	11.3%	11.8%
% of FP17s for the same patient ID Re-attending within 3 months - Adults	1,029	6,874	15.0%	13.9%	15.3%	15.6%
% of FP17s for the same patient ID Re-attending between 3 & 9 months - Children	1,147	1,781	64.4%	59.6%	61.1%	58.8%
% of FP17s for the same patient ID Re-attending between 3 & 9 months - Adults	3,539	6,874	51.5%	50.6%	52.4%	51.0%
% of FP17s for Band 1 Urgent Courses	620	7,006	8.8%	10.0%	9.5%	9.0%
% of FP17s Relating to Free Repair or Replacements	33	7,006	0.5%	0.9%	0.7%	0.8%
% of FP17s Relating to Continuations	49	7,006	0.7%	1.0%	0.8%	0.9%
% of Patients satisfied with the dentistry they have received	5	5	N/A	93.6%	93.1%	93.2%
% of Patients satisfied with the time they had to wait for an appointment	5	5	N/A	85.2%	87.8%	88.3%

* This is based on patients treated on this contract for their most recent course of treatment. Figures in italics indicate the base number of FP17s or Patient Questionnaire responses are less than 100. N/A is shown where the base number of responses is less than 10 during the period. % is calculated as Quantity/Base number*100

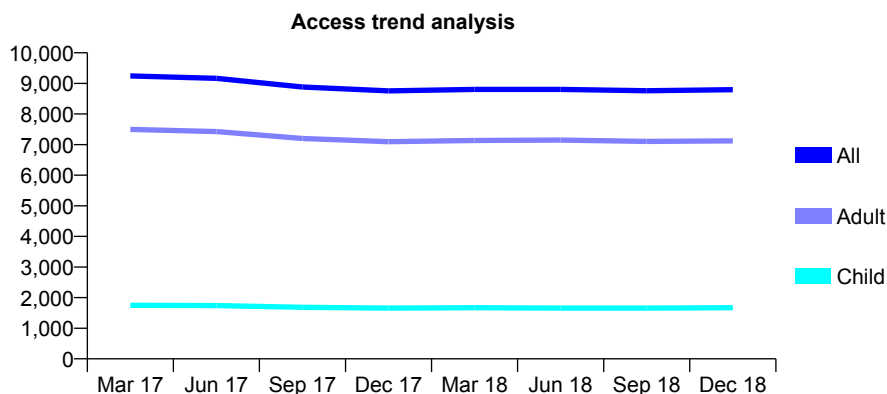
Q66 - Vital Signs At a Glance Contract Report for 175986/0001 - December 2018

Name or company name	DEN DENTAL GROUP PRACTICE LLP
Contract type name	GDS Contract
Purpose of contract	General
Contract start date	01/06/2011
Contract end date	

18/19 Contracted general activity (UDA)	26,014
Carry forward general activity (UDA)	-485
18/19 Contracted orthodontic activity (UOA)	0
Carry forward orthodontic activity (UOA)	0
Baseline contract value	£843,713.42

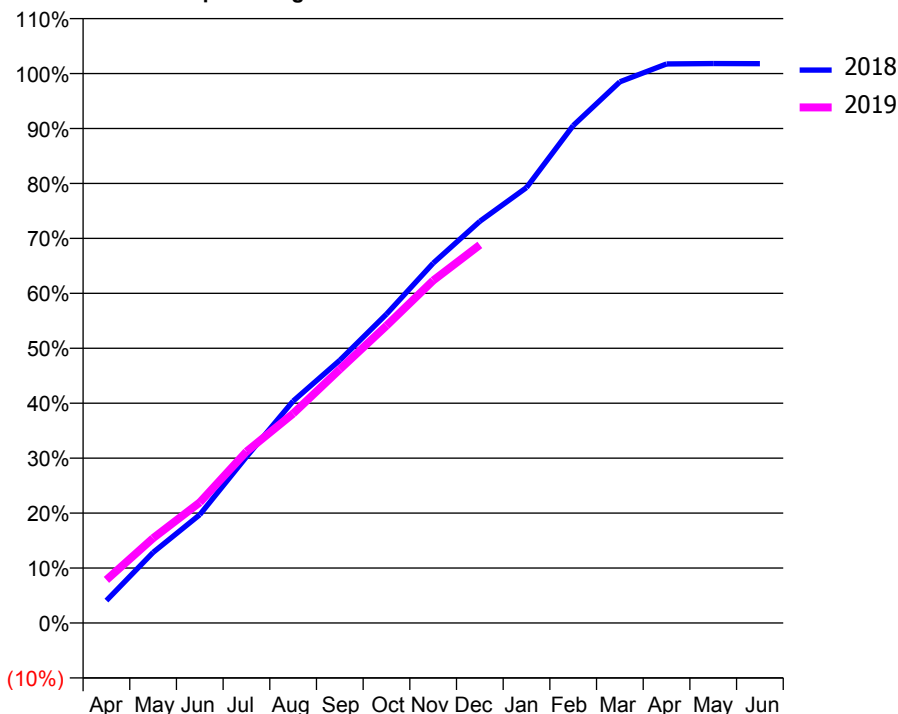
ACCESS*

Patients seen in 24 months	Total	Change since previous quarter
Quarter ending December 2017	8,754	
Quarter ending March 2018	8,806	→
Quarter ending June 2018	8,803	→
Quarter ending September 2018	8,761	→
Quarter ending December 2018	8,795	→
Variance since December 2017	0.5%	→



ACTIVITY

Cumulative percentage of contracted UDA delivered 2018 & 2019



Adjusted Scheduled Activity (UDA)

Month	2018	2019
April	1,066	2,043
May	3,344	4,018
June	5,127	5,707
July	7,869	8,114
August	10,509	9,915
September	12,440	12,010
October	14,622	14,072
November	17,037	16,212
December	19,016	17,899
January	20,616	
February	23,552	
March	25,620	
April	26,467	
May	26,483	
June	26,480	

QUALITY

	Quantity	Base Number	Contract	AT	Region	England
% of FP17s for the same patient ID Re-attending within 3 months - Children	75	1,993	3.8%	9.5%	11.3%	11.8%
% of FP17s for the same patient ID Re-attending within 3 months - Adults	863	7,954	10.8%	13.9%	15.3%	15.6%
% of FP17s for the same patient ID Re-attending between 3 & 9 months - Children	1,359	1,993	68.2%	59.6%	61.1%	58.8%
% of FP17s for the same patient ID Re-attending between 3 & 9 months - Adults	4,863	7,954	61.1%	50.6%	52.4%	51.0%
% of FP17s for Band 1 Urgent Courses	690	9,581	7.2%	10.0%	9.5%	9.0%
% of FP17s Relating to Free Repair or Replacements	91	9,581	0.9%	0.9%	0.7%	0.8%
% of FP17s Relating to Continuations	61	9,581	0.6%	1.0%	0.8%	0.9%
% of Patients satisfied with the dentistry they have received	7	7	N/A	93.6%	93.1%	93.2%
% of Patients satisfied with the time they had to wait for an appointment	7	7	N/A	85.2%	87.8%	88.3%

* This is based on patients treated on this contract for their most recent course of treatment. Figures in italics indicate the base number of FP17s or Patient Questionnaire responses are less than 100. N/A is shown where the base number of responses is less than 10 during the period. % is calculated as Quantity/Base number*100

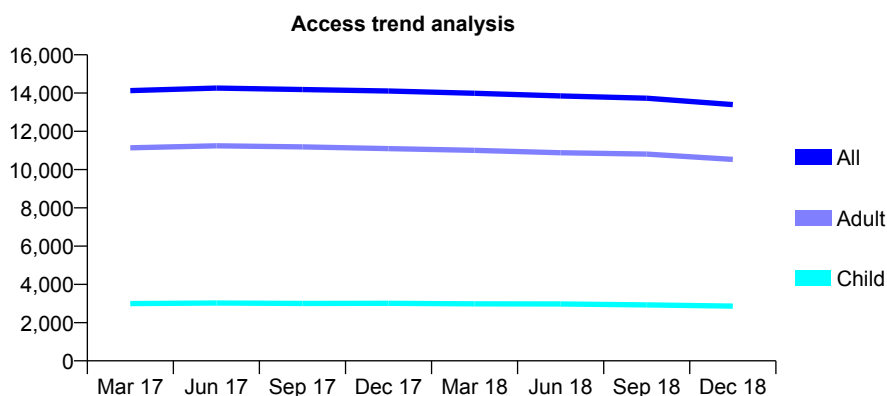
Q66 - Vital Signs At a Glance Contract Report for 175986/0002 - December 2018

Name or company name	DEN DENTAL GROUP PRACTICE LLP
Contract type name	GDS Contract
Purpose of contract	General
Contract start date	01/06/2011
Contract end date	

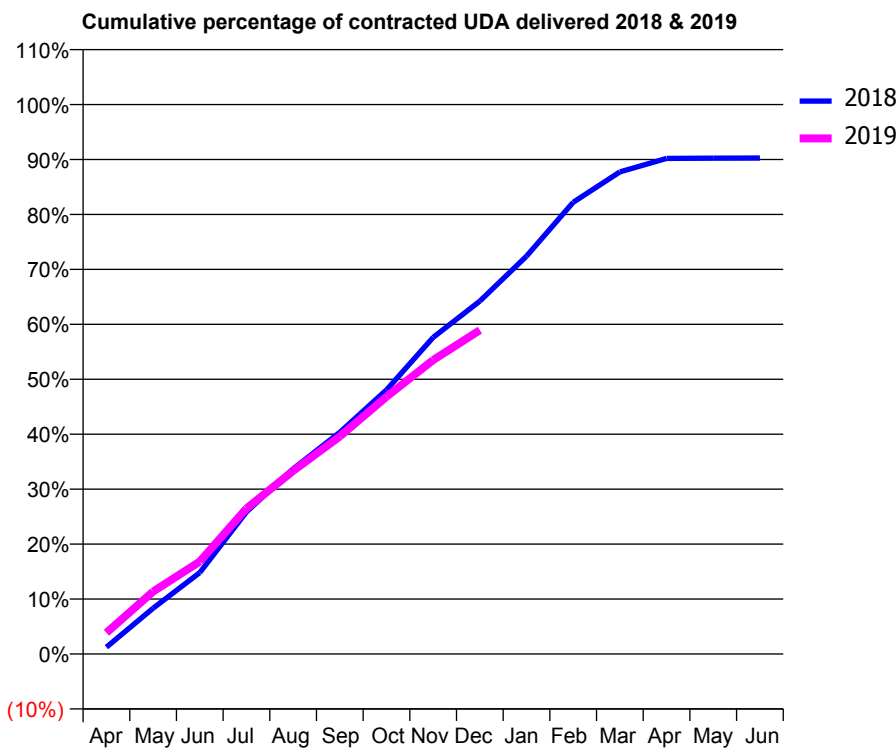
18/19 Contracted general activity (UDA)	34,870
Carry forward general activity (UDA)	0
18/19 Contracted orthodontic activity (UOA)	0
Carry forward orthodontic activity (UOA)	0
Baseline contract value	£1,090,038.59

ACCESS*

Patients seen in 24 months	Total	Change since previous quarter
Quarter ending December 2017	14,107	
Quarter ending March 2018	13,986	→
Quarter ending June 2018	13,850	→
Quarter ending September 2018	13,731	→
Quarter ending December 2018	13,397	↓
Variance since December 2017	(5.0%)	↓



ACTIVITY



Month	Adjusted Scheduled Activity (UDA)	
	2018	2019
April	440	1,347
May	2,909	3,963
June	5,166	5,870
July	9,014	9,237
August	11,752	11,618
September	14,068	13,803
October	16,762	16,323
November	20,092	18,654
December	22,398	20,549
January	25,242	
February	28,669	
March	30,596	
April	31,451	
May	31,463	
June	31,470	

QUALITY

	Quantity	Base Number	Contract	AT	Region	England
% of FP17s for the same patient ID Re-attending within 3 months - Children	185	2,539	7.3%	9.5%	11.3%	11.8%
% of FP17s for the same patient ID Re-attending within 3 months - Adults	1,525	9,742	15.7%	13.9%	15.3%	15.6%
% of FP17s for the same patient ID Re-attending between 3 & 9 months - Children	1,068	2,539	42.1%	59.6%	61.1%	58.8%
% of FP17s for the same patient ID Re-attending between 3 & 9 months - Adults	4,504	9,742	46.2%	50.6%	52.4%	51.0%
% of FP17s for Band 1 Urgent Courses	1,543	11,760	13.1%	10.0%	9.5%	9.0%
% of FP17s Relating to Free Repair or Replacements	226	11,760	1.9%	0.9%	0.7%	0.8%
% of FP17s Relating to Continuations	65	11,760	0.6%	1.0%	0.8%	0.9%
% of Patients satisfied with the dentistry they have received	8	8	N/A	93.6%	93.1%	93.2%
% of Patients satisfied with the time they had to wait for an appointment	6	8	N/A	85.2%	87.8%	88.3%

* This is based on patients treated on this contract for their most recent course of treatment. Figures in italics indicate the base number of FP17s or Patient Questionnaire responses are less than 100. N/A is shown where the base number of responses is less than 10 during the period. % is calculated as Quantity/Base number*100

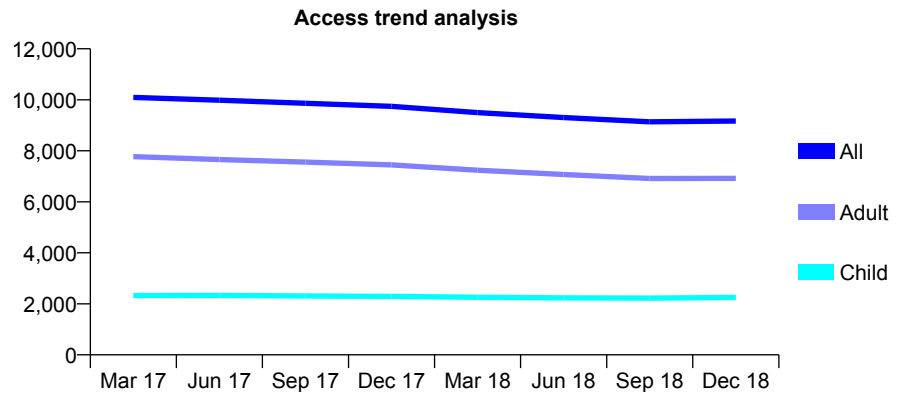
Q66 - Vital Signs At a Glance Contract Report for 175986/0004 - December 2018

Name or company name	DEN DENTAL GROUP PRACTICE LLP
Contract type name	GDS Contract
Purpose of contract	General
Contract start date	01/06/2011
Contract end date	

18/19 Contracted general activity (UDA)	28,374
Carry forward general activity (UDA)	0
18/19 Contracted orthodontic activity (UOA)	0
Carry forward orthodontic activity (UOA)	0
Baseline contract value	£798,074.82

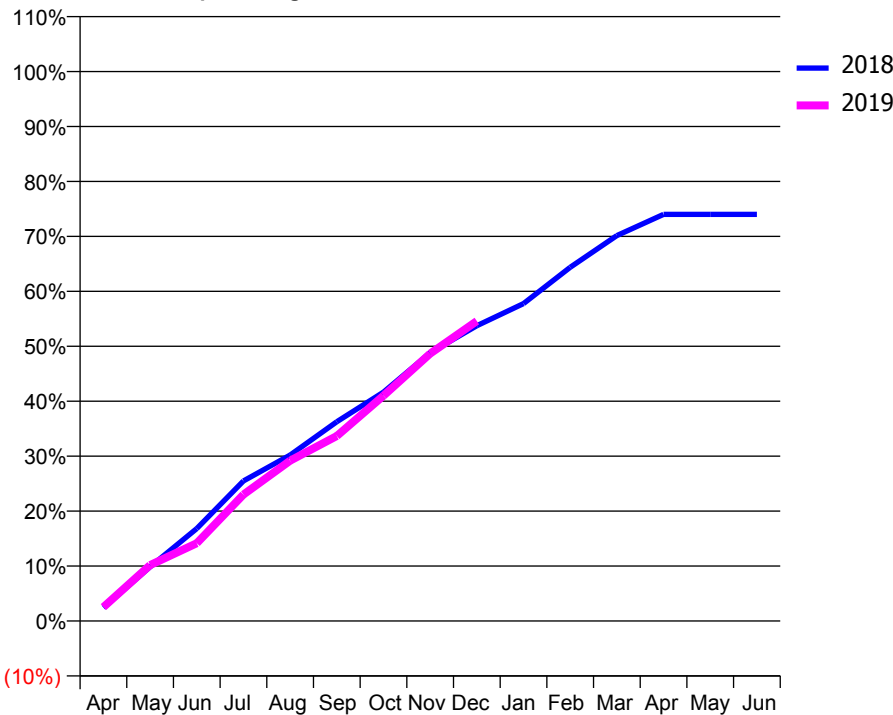
ACCESS*

Patients seen in 24 months	Total	Change since previous quarter
Quarter ending December 2017	9,745	
Quarter ending March 2018	9,497	↓
Quarter ending June 2018	9,307	↓
Quarter ending September 2018	9,137	↓
Quarter ending December 2018	9,169	→
Variance since December 2017	(5.9%)	↓



ACTIVITY

Cumulative percentage of contracted UDA delivered 2018 & 2019



Month	Adjusted Scheduled Activity (UDA)	
	2018	2019
April	694	716
May	2,802	2,889
June	4,776	4,018
July	7,232	6,530
August	8,568	8,283
September	10,291	9,556
October	11,820	11,631
November	13,849	13,810
December	15,250	15,487
January	16,389	
February	18,262	
March	19,901	
April	20,998	
May	21,000	
June	21,000	

QUALITY

	Quantity	Base Number	Contract	AT	Region	England
% of FP17s for the same patient ID Re-attending within 3 months - Children	160	2,474	6.5%	9.5%	11.3%	11.8%
% of FP17s for the same patient ID Re-attending within 3 months - Adults	771	7,077	10.9%	13.9%	15.3%	15.6%
% of FP17s for the same patient ID Re-attending between 3 & 9 months - Children	1,480	2,474	59.8%	59.6%	61.1%	58.8%
% of FP17s for the same patient ID Re-attending between 3 & 9 months - Adults	3,840	7,077	54.3%	50.6%	52.4%	51.0%
% of FP17s for Band 1 Urgent Courses	854	8,911	9.6%	10.0%	9.5%	9.0%
% of FP17s Relating to Free Repair or Replacements	108	8,911	1.2%	0.9%	0.7%	0.8%
% of FP17s Relating to Continuations	45	8,911	0.5%	1.0%	0.8%	0.9%
% of Patients satisfied with the dentistry they have received	3	3	N/A	93.6%	93.1%	93.2%
% of Patients satisfied with the time they had to wait for an appointment	2	3	N/A	85.2%	87.8%	88.3%

* This is based on patients treated on this contract for their most recent course of treatment. Figures in italics indicate the base number of FP17s or Patient Questionnaire responses are less than 100. N/A is shown where the base number of responses is less than 10 during the period. % is calculated as Quantity/Base number*100

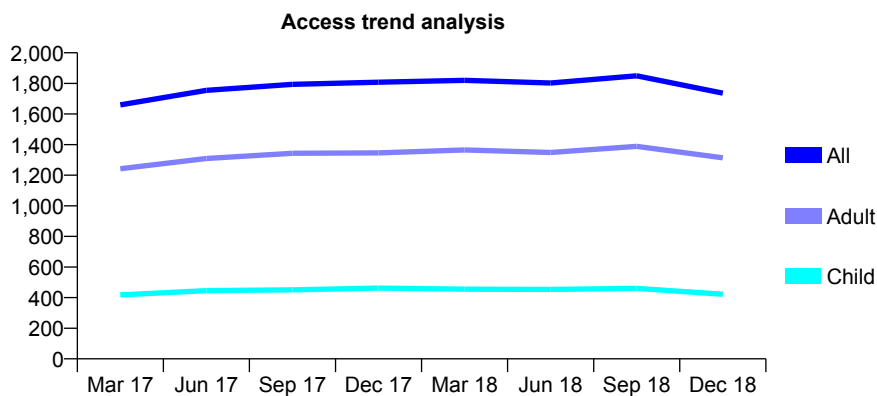
Q66 - Vital Signs At a Glance Contract Report for 175986/0005 - December 2018

Name or company name	DEN DENTAL GROUP PRACTICE LLP
Contract type name	GDS Contract
Purpose of contract	General
Contract start date	01/06/2011
Contract end date	04/11/2018

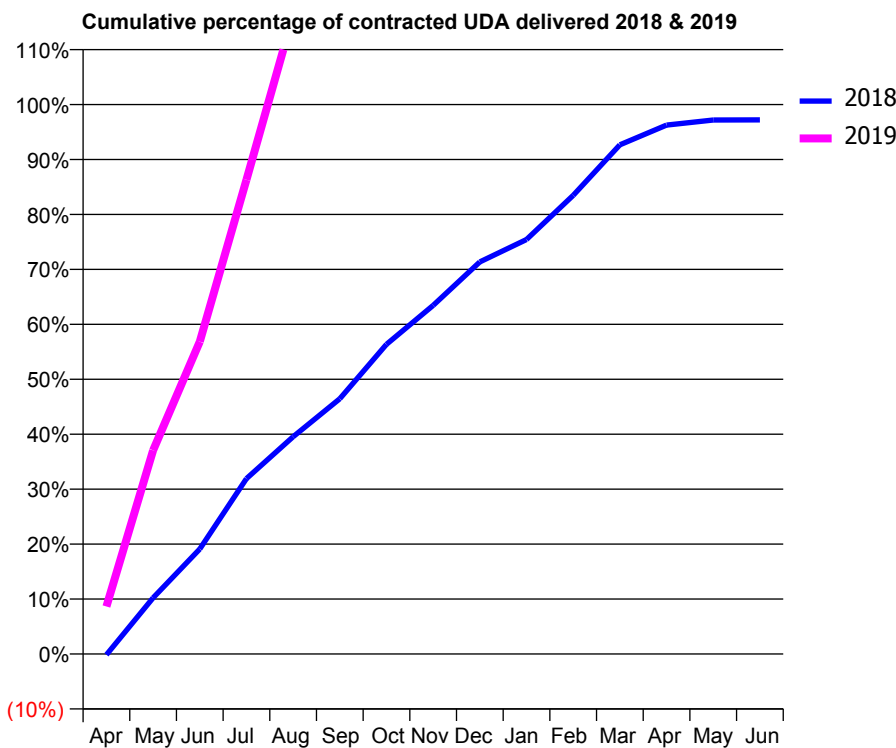
18/19 Contracted general activity (UDA)	1,591
Carry forward general activity (UDA)	131
18/19 Contracted orthodontic activity (UOA)	0
Carry forward orthodontic activity (UOA)	0
Baseline contract value	£42,680.06

ACCESS*

Patients seen in 24 months	Total	Change since previous quarter
Quarter ending December 2017	1,808	
Quarter ending March 2018	1,820	→
Quarter ending June 2018	1,803	→
Quarter ending September 2018	1,850	↑
Quarter ending December 2018	1,736	↓
Variance since December 2017	(4.0%)	↓



ACTIVITY



Month	Adjusted Scheduled Activity (UDA)	
	2018	2019
April	-8	138
May	479	590
June	894	904
July	1,492	1,373
August	1,849	1,849
September	2,173	2,224
October	2,635	2,589
November	2,966	2,821
December	3,337	2,899
January	3,527	
February	3,903	
March	4,333	
April	4,501	
May	4,544	
June	4,545	

QUALITY

	Quantity	Base Number	Contract	AT	Region	England
% of FP17s for the same patient ID Re-attending within 3 months - Children	24	514	4.7%	9.5%	11.3%	11.8%
% of FP17s for the same patient ID Re-attending within 3 months - Adults	103	1,262	8.2%	13.9%	15.3%	15.6%
% of FP17s for the same patient ID Re-attending between 3 & 9 months - Children	319	514	62.1%	59.6%	61.1%	58.8%
% of FP17s for the same patient ID Re-attending between 3 & 9 months - Adults	728	1,262	57.7%	50.6%	52.4%	51.0%
% of FP17s for Band 1 Urgent Courses	77	1,650	4.7%	10.0%	9.5%	9.0%
% of FP17s Relating to Free Repair or Replacements	24	1,650	1.5%	0.9%	0.7%	0.8%
% of FP17s Relating to Continuations	19	1,650	1.2%	1.0%	0.8%	0.9%
% of Patients satisfied with the dentistry they have received	1	1	N/A	93.6%	93.1%	93.2%
% of Patients satisfied with the time they had to wait for an appointment	1	1	N/A	85.2%	87.8%	88.3%

* This is based on patients treated on this contract for their most recent course of treatment. Figures in italics indicate the base number of FP17s or Patient Questionnaire responses are less than 100. N/A is shown where the base number of responses is less than 10 during the period. % is calculated as Quantity/Base number*100

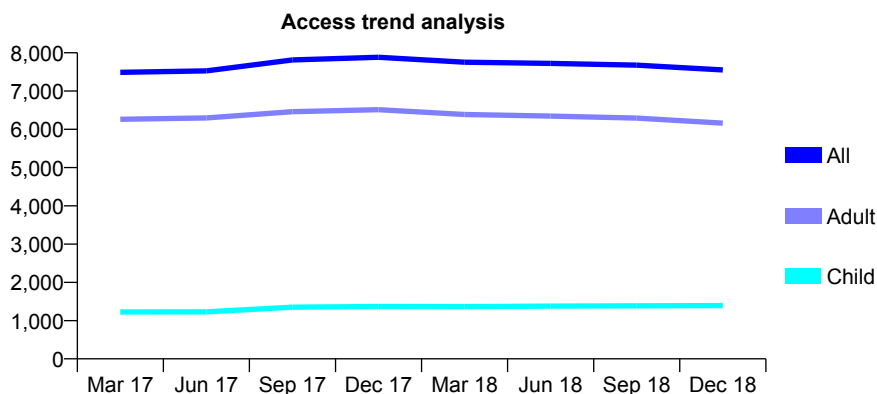
Q66 - Vital Signs At a Glance Contract Report for 175986/0007 - December 2018

Name or company name	DEN DENTAL GROUP PRACTICE LLP
Contract type name	PDS Plus Contract
Purpose of contract	General
Contract start date	01/06/2011
Contract end date	30/06/2020

18/19 Contracted general activity (UDA)	24,000
Carry forward general activity (UDA)	0
18/19 Contracted orthodontic activity (UOA)	0
Carry forward orthodontic activity (UOA)	0
Baseline contract value	£352,741.13

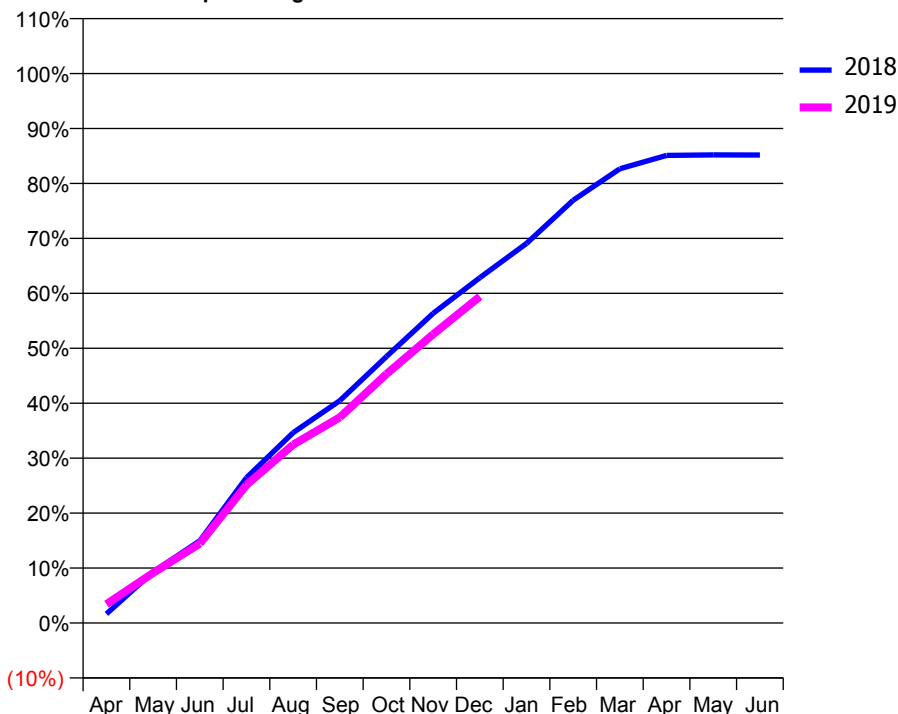
ACCESS*

Patients seen in 24 months	Total	Change since previous quarter
Quarter ending December 2017	7,884	
Quarter ending March 2018	7,753	↓
Quarter ending June 2018	7,722	→
Quarter ending September 2018	7,679	→
Quarter ending December 2018	7,552	↓
Variance since December 2017	(4.2%)	↓



ACTIVITY

Cumulative percentage of contracted UDA delivered 2018 & 2019



Month	Adjusted Scheduled Activity (UDA)	
	2018	2019
April	397	826
May	2,234	2,184
June	3,592	3,468
July	6,347	6,033
August	8,313	7,787
September	9,710	8,984
October	11,639	10,879
November	13,524	12,612
December	15,080	14,260
January	16,578	
February	18,463	
March	19,839	
April	20,423	
May	20,445	
June	20,440	

QUALITY

	Quantity	Base Number	Contract	AT	Region	England
% of FP17s for the same patient ID Re-attending within 3 months - Children	101	1,480	6.8%	9.5%	11.3%	11.8%
% of FP17s for the same patient ID Re-attending within 3 months - Adults	1,097	6,526	16.8%	13.9%	15.3%	15.6%
% of FP17s for the same patient ID Re-attending between 3 & 9 months - Children	760	1,480	51.4%	59.6%	61.1%	58.8%
% of FP17s for the same patient ID Re-attending between 3 & 9 months - Adults	3,378	6,526	51.8%	50.6%	52.4%	51.0%
% of FP17s for Band 1 Urgent Courses	881	7,768	11.3%	10.0%	9.5%	9.0%
% of FP17s Relating to Free Repair or Replacements	121	7,768	1.6%	0.9%	0.7%	0.8%
% of FP17s Relating to Continuations	43	7,768	0.6%	1.0%	0.8%	0.9%
% of Patients satisfied with the dentistry they have received	2	3	N/A	93.6%	93.1%	93.2%
% of Patients satisfied with the time they had to wait for an appointment	2	3	N/A	85.2%	87.8%	88.3%

* This is based on patients treated on this contract for their most recent course of treatment. Figures in italics indicate the base number of FP17s or Patient Questionnaire responses are less than 100. N/A is shown where the base number of responses is less than 10 during the period. % is calculated as Quantity/Base number*100

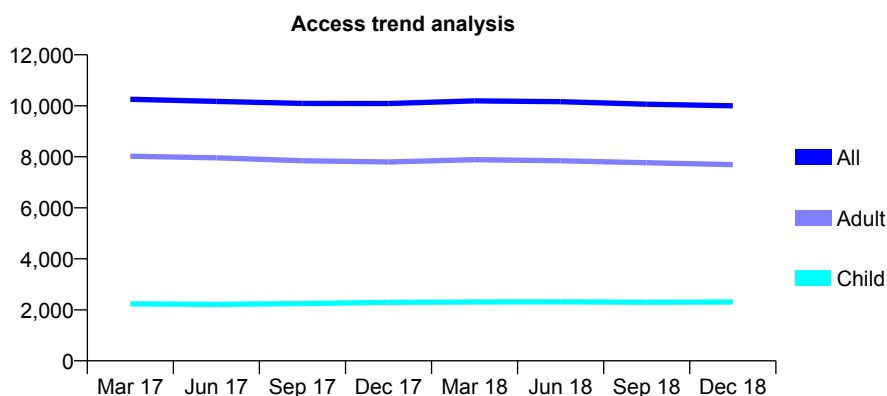
Q66 - Vital Signs At a Glance Contract Report for 175986/0008 - December 2018

Name or company name	DEN DENTAL GROUP PRACTICE LLP
Contract type name	PDS Plus Contract
Purpose of contract	General
Contract start date	01/06/2011
Contract end date	30/06/2020

18/19 Contracted general activity (UDA)	27,000
Carry forward general activity (UDA)	921
18/19 Contracted orthodontic activity (UOA)	0
Carry forward orthodontic activity (UOA)	0
Baseline contract value	£396,834.78

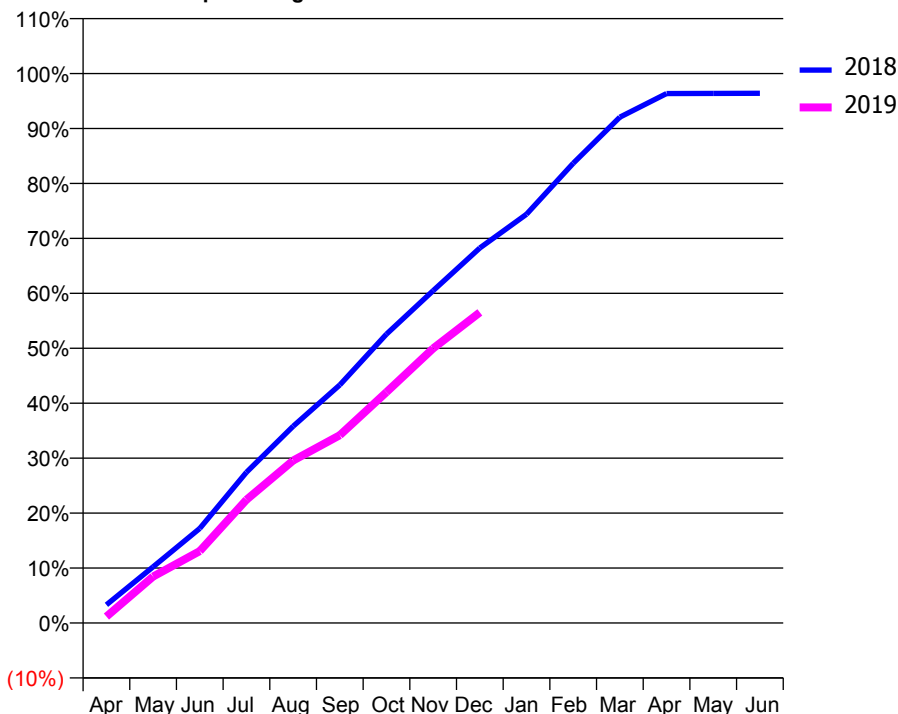
ACCESS*

Patients seen in 24 months	Total	Change since previous quarter
Quarter ending December 2017	10,091	
Quarter ending March 2018	10,196	→
Quarter ending June 2018	10,160	→
Quarter ending September 2018	10,064	→
Quarter ending December 2018	10,000	→
Variance since December 2017	(0.9%)	→



ACTIVITY

Cumulative percentage of contracted UDA delivered 2018 & 2019



QUALITY

	Quantity	Base Number	Contract	AT	Region	England
% of FP17s for the same patient ID Re-attending within 3 months - Children	164	2,494	6.6%	9.5%	11.3%	11.8%
% of FP17s for the same patient ID Re-attending within 3 months - Adults	951	8,182	11.6%	13.9%	15.3%	15.6%
% of FP17s for the same patient ID Re-attending between 3 & 9 months - Children	1,702	2,494	68.2%	59.6%	61.1%	58.8%
% of FP17s for the same patient ID Re-attending between 3 & 9 months - Adults	5,126	8,182	62.6%	50.6%	52.4%	51.0%
% of FP17s for Band 1 Urgent Courses	864	10,088	8.6%	10.0%	9.5%	9.0%
% of FP17s Relating to Free Repair or Replacements	122	10,088	1.2%	0.9%	0.7%	0.8%
% of FP17s Relating to Continuations	38	10,088	0.4%	1.0%	0.8%	0.9%
% of Patients satisfied with the dentistry they have received	4	4	N/A	93.6%	93.1%	93.2%
% of Patients satisfied with the time they had to wait for an appointment	4	4	N/A	85.2%	87.8%	88.3%

* This is based on patients treated on this contract for their most recent course of treatment. Figures in italics indicate the base number of FP17s or Patient Questionnaire responses are less than 100. N/A is shown where the base number of responses is less than 10 during the period. % is calculated as Quantity/Base number*100

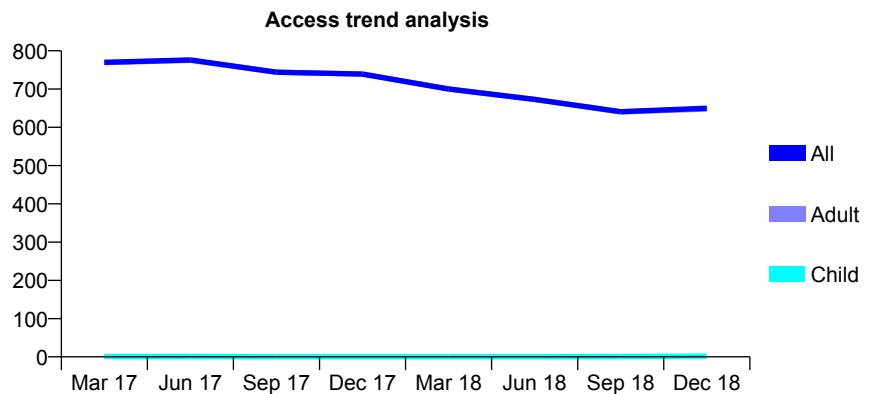
Q66 - Vital Signs At a Glance Contract Report for 175986/0009 - December 2018

Name or company name	DEN DENTAL GROUP PRACTICE LLP
Contract type name	PDS Contract
Purpose of contract	General
Contract start date	01/06/2012
Contract end date	31/05/2022

18/19 Contracted general activity (UDA)	3,000
Carry forward general activity (UDA)	0
18/19 Contracted orthodontic activity (UOA)	0
Carry forward orthodontic activity (UOA)	0
Baseline contract value	£190,476.44

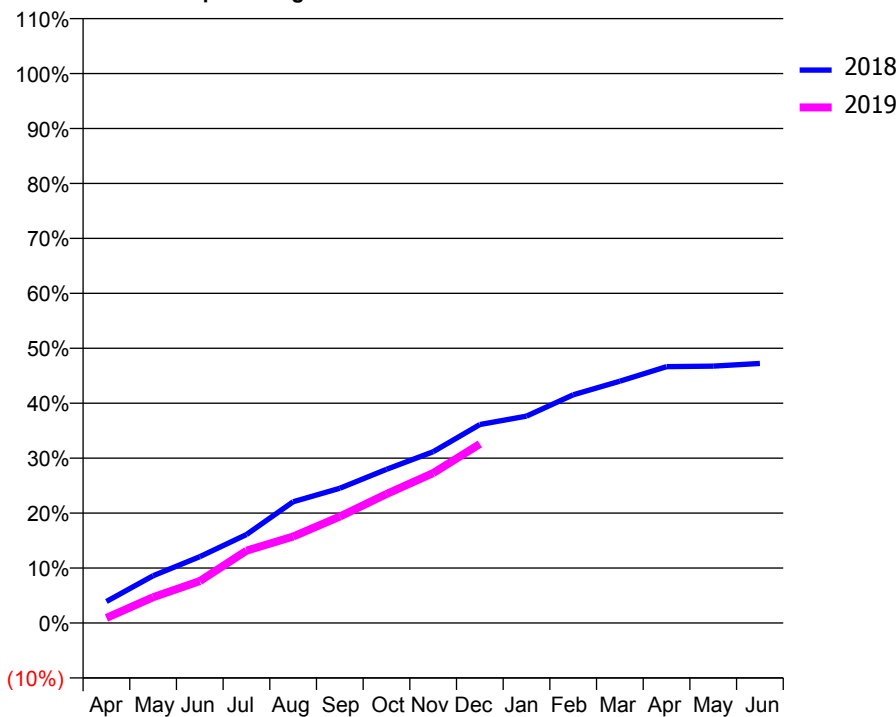
ACCESS*

Patients seen in 24 months	Total	Change since previous quarter
Quarter ending December 2017	739	
Quarter ending March 2018	700	↓
Quarter ending June 2018	673	↓
Quarter ending September 2018	641	↓
Quarter ending December 2018	650	→
Variance since December 2017	(12.0%)	↓



ACTIVITY

Cumulative percentage of contracted UDA delivered 2018 & 2019



Month	Adjusted Scheduled Activity (UDA)	
	2018	2019
April	117	28
May	258	141
June	362	229
July	483	395
August	662	472
September	736	581
October	839	704
November	935	819
December	1,084	978
January	1,130	
February	1,246	
March	1,320	
April	1,399	
May	1,402	
June	1,417	

QUALITY

	Quantity	Base Number	Contract	AT	Region	England
% of FP17s for the same patient ID Re-attending within 3 months - Children	0	2	0.0%	9.5%	11.3%	11.8%
% of FP17s for the same patient ID Re-attending within 3 months - Adults	26	438	5.9%	13.9%	15.3%	15.6%
% of FP17s for the same patient ID Re-attending between 3 & 9 months - Children	0	2	0.0%	59.6%	61.1%	58.8%
% of FP17s for the same patient ID Re-attending between 3 & 9 months - Adults	112	438	25.6%	50.6%	52.4%	51.0%
% of FP17s for Band 1 Urgent Courses	49	385	12.7%	10.0%	9.5%	9.0%
% of FP17s Relating to Free Repair or Replacements	5	385	1.3%	0.9%	0.7%	0.8%
% of FP17s Relating to Continuations	1	385	0.3%	1.0%	0.8%	0.9%
% of Patients satisfied with the dentistry they have received	1	1	N/A	93.6%	93.1%	93.2%
% of Patients satisfied with the time they had to wait for an appointment	1	1	N/A	85.2%	87.8%	88.3%

* This is based on patients treated on this contract for their most recent course of treatment. Figures in italics indicate the base number of FP17s or Patient Questionnaire responses are less than 100. N/A is shown where the base number of responses is less than 10 during the period. % is calculated as Quantity/Base number*100

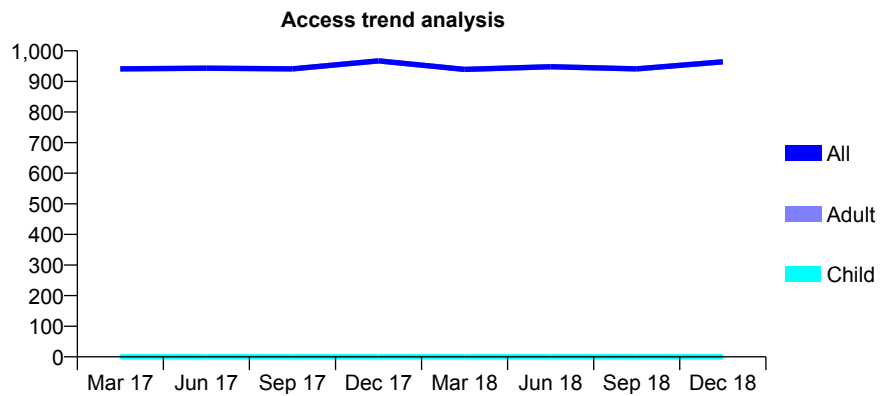
Q66 - Vital Signs At a Glance Contract Report for 176001/0001 - December 2018

Name or company name	Dental Home Visits Cornwall
Contract type name	PDS Contract
Purpose of contract	General
Contract start date	01/04/2012
Contract end date	31/03/2022

18/19 Contracted general activity (UDA)	2,388
Carry forward general activity (UDA)	-43
18/19 Contracted orthodontic activity (UOA)	0
Carry forward orthodontic activity (UOA)	0
Baseline contract value	£149,457.97

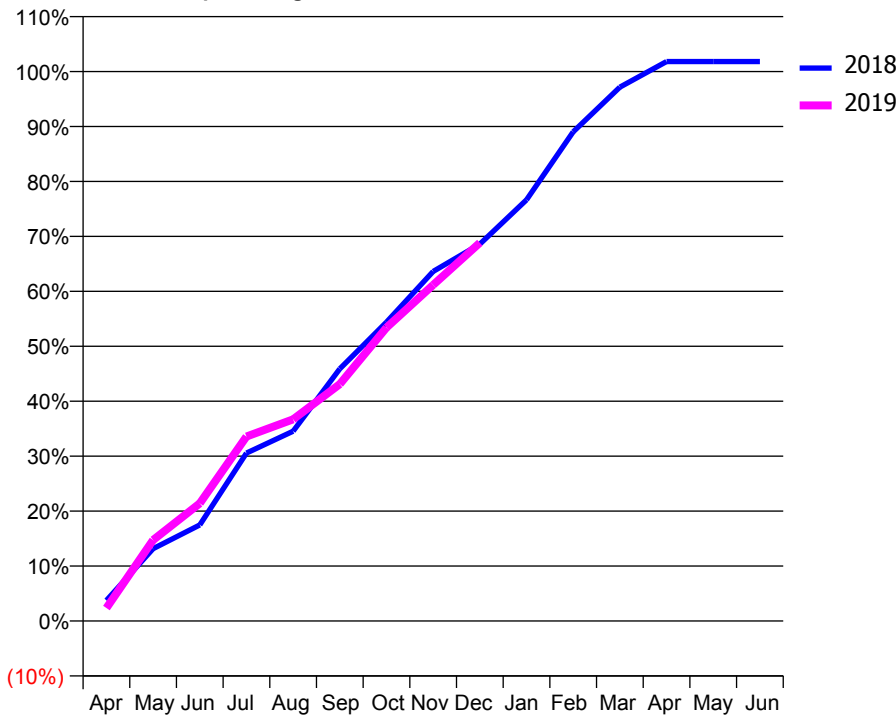
ACCESS*

Patients seen in 24 months	Total	Change since previous quarter
Quarter ending December 2017	967	
Quarter ending March 2018	939	↓
Quarter ending June 2018	948	→
Quarter ending September 2018	941	→
Quarter ending December 2018	964	↑
Variance since December 2017	(0.3%)	→



ACTIVITY

Cumulative percentage of contracted UDA delivered 2018 & 2019



Month	Adjusted Scheduled Activity (UDA)	
	2018	2019
April	89	57
May	314	352
June	417	511
July	730	802
August	825	877
September	1,096	1,029
October	1,299	1,275
November	1,519	1,460
December	1,638	1,644
January	1,830	
February	2,126	
March	2,320	
April	2,431	
May	2,431	
June	2,431	

QUALITY

	Quantity	Base Number	Contract	AT	Region	England
% of FP17s for the same patient ID Re-attending within 3 months - Children	0	0	N/A	9.5%	11.3%	11.8%
% of FP17s for the same patient ID Re-attending within 3 months - Adults	119	600	19.8%	13.9%	15.3%	15.6%
% of FP17s for the same patient ID Re-attending between 3 & 9 months - Children	0	0	N/A	59.6%	61.1%	58.8%
% of FP17s for the same patient ID Re-attending between 3 & 9 months - Adults	117	600	19.5%	50.6%	52.4%	51.0%
% of FP17s for Band 1 Urgent Courses	158	576	27.4%	10.0%	9.5%	9.0%
% of FP17s Relating to Free Repair or Replacements	4	576	0.7%	0.9%	0.7%	0.8%
% of FP17s Relating to Continuations	19	576	3.3%	1.0%	0.8%	0.9%
% of Patients satisfied with the dentistry they have received	0	0	N/A	93.6%	93.1%	93.2%
% of Patients satisfied with the time they had to wait for an appointment	0	0	N/A	85.2%	87.8%	88.3%

* This is based on patients treated on this contract for their most recent course of treatment. Figures in italics indicate the base number of FP17s or Patient Questionnaire responses are less than 100. N/A is shown where the base number of responses is less than 10 during the period. % is calculated as Quantity/Base number*100

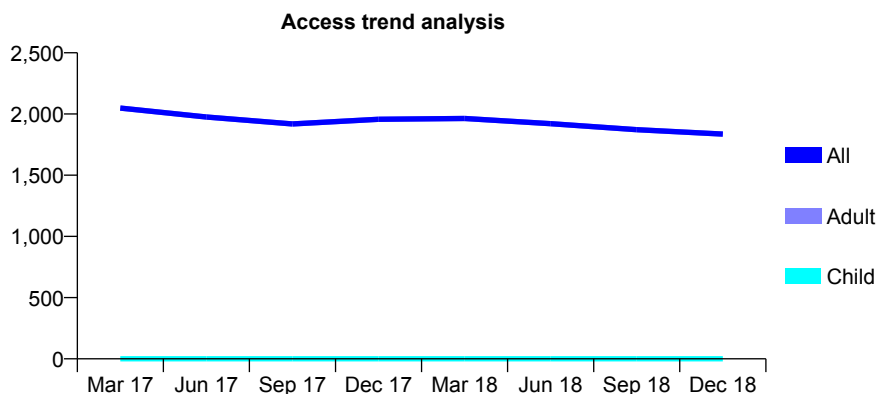
Q66 - Vital Signs At a Glance Contract Report for 176001/0002 - December 2018

Name or company name	Dental Home Visits Cornwall
Contract type name	PDS Contract
Purpose of contract	General
Contract start date	01/04/2012
Contract end date	31/03/2022

18/19 Contracted general activity (UDA)	3,816
Carry forward general activity (UDA)	-76
18/19 Contracted orthodontic activity (UOA)	0
Carry forward orthodontic activity (UOA)	0
Baseline contract value	£224,170.68

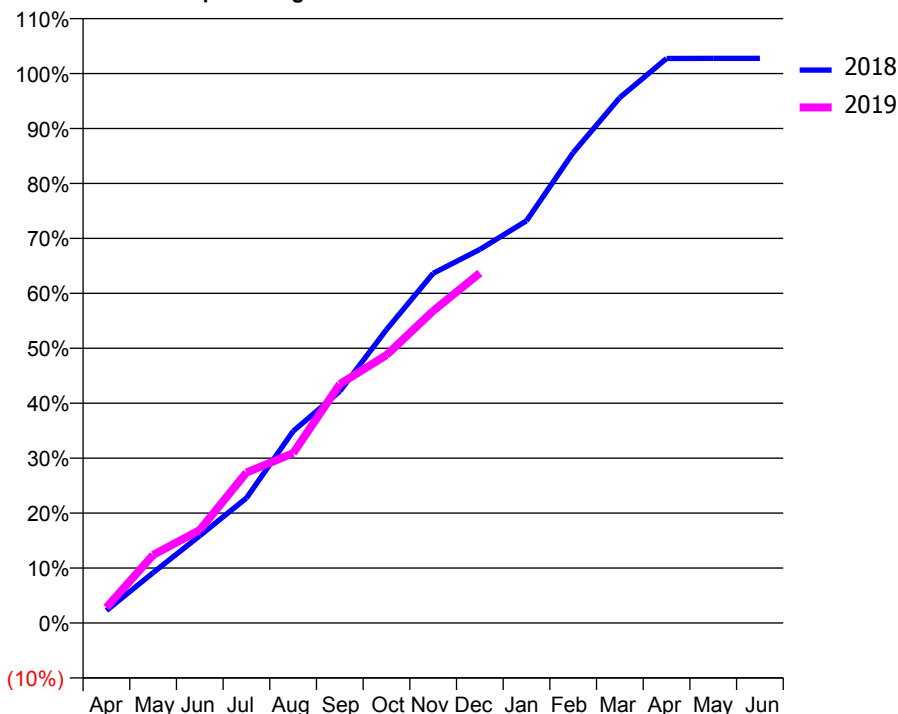
ACCESS*

Patients seen in 24 months	Total	Change since previous quarter
Quarter ending December 2017	1,957	
Quarter ending March 2018	1,964	→
Quarter ending June 2018	1,921	↓
Quarter ending September 2018	1,872	↓
Quarter ending December 2018	1,836	↓
Variance since December 2017	(6.2%)	↓



ACTIVITY

Cumulative percentage of contracted UDA delivered 2018 & 2019



Month	Adjusted Scheduled Activity (UDA)	
	2018	2019
April	87	108
May	349	472
June	606	646
July	869	1,045
August	1,332	1,180
September	1,609	1,659
October	2,038	1,861
November	2,429	2,167
December	2,594	2,430
January	2,794	
February	3,266	
March	3,649	
April	3,921	
May	3,922	
June	3,922	

QUALITY

	Quantity	Base Number	Contract	AT	Region	England
% of FP17s for the same patient ID Re-attending within 3 months - Children	0	0	N/A	9.5%	11.3%	11.8%
% of FP17s for the same patient ID Re-attending within 3 months - Adults	181	1,146	15.8%	13.9%	15.3%	15.6%
% of FP17s for the same patient ID Re-attending between 3 & 9 months - Children	0	0	N/A	59.6%	61.1%	58.8%
% of FP17s for the same patient ID Re-attending between 3 & 9 months - Adults	313	1,146	27.3%	50.6%	52.4%	51.0%
% of FP17s for Band 1 Urgent Courses	216	1,060	20.4%	10.0%	9.5%	9.0%
% of FP17s Relating to Free Repair or Replacements	3	1,060	0.3%	0.9%	0.7%	0.8%
% of FP17s Relating to Continuations	7	1,060	0.7%	1.0%	0.8%	0.9%
% of Patients satisfied with the dentistry they have received	3	3	N/A	93.6%	93.1%	93.2%
% of Patients satisfied with the time they had to wait for an appointment	3	3	N/A	85.2%	87.8%	88.3%

* This is based on patients treated on this contract for their most recent course of treatment. Figures in italics indicate the base number of FP17s or Patient Questionnaire responses are less than 100. N/A is shown where the base number of responses is less than 10 during the period. % is calculated as Quantity/Base number*100

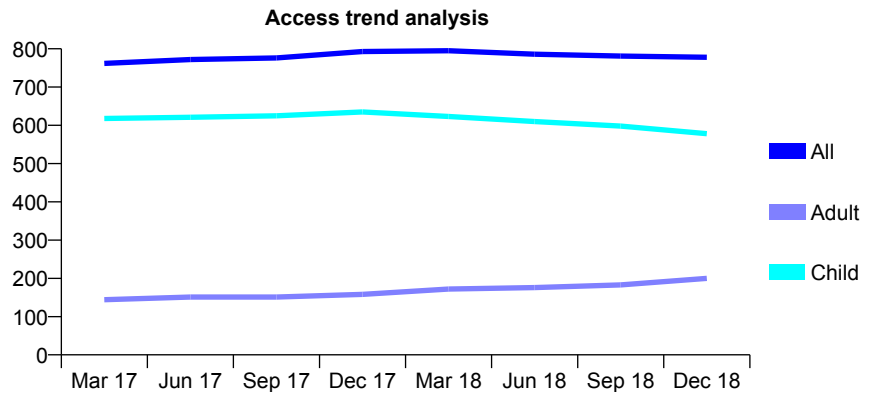
Q66 - Vital Signs At a Glance Contract Report for 177091/0001 - December 2018

Name or company name	Highland Dental Care Ltd
Contract type name	GDS Contract
Purpose of contract	General
Contract start date	01/08/2007
Contract end date	

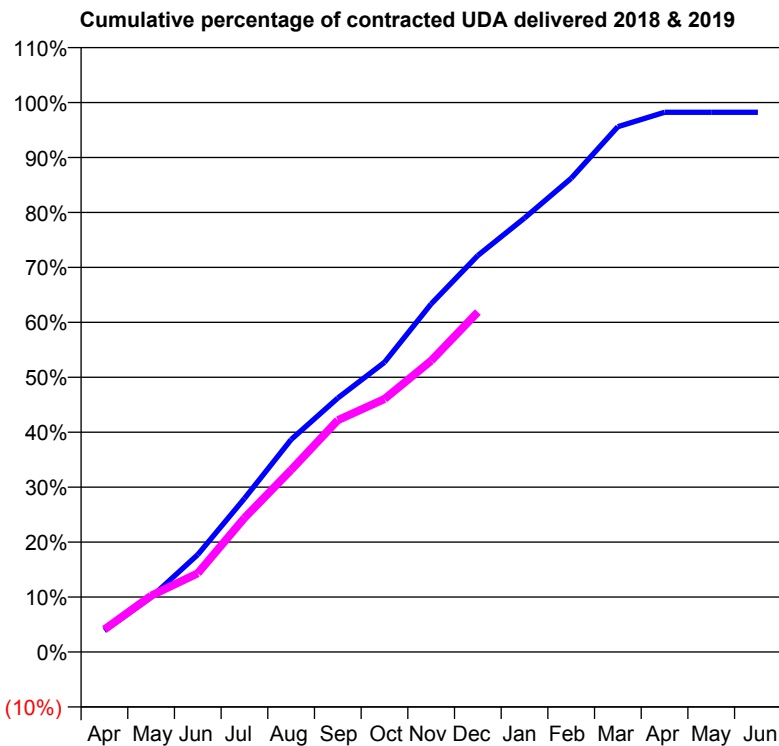
18/19 Contracted general activity (UDA)	1,537
Carry forward general activity (UDA)	27
18/19 Contracted orthodontic activity (UOA)	0
Carry forward orthodontic activity (UOA)	0
Baseline contract value	£38,272.39

ACCESS*

Patients seen in 24 months	Total	Change since previous quarter
Quarter ending December 2017	793	
Quarter ending March 2018	795	→
Quarter ending June 2018	786	↓
Quarter ending September 2018	781	→
Quarter ending December 2018	778	→
Variance since December 2017	(1.9%)	↓



ACTIVITY



Month	Adjusted Scheduled Activity (UDA)	
	2018	2019
April	60	63
May	153	157
June	272	220
July	429	375
August	594	509
September	710	648
October	810	708
November	974	815
December	1,109	951
January	1,214	
February	1,325	
March	1,469	
April	1,510	
May	1,510	
June	1,510	

QUALITY

	Quantity	Base Number	Contract	AT	Region	England
% of FP17s for the same patient ID Re-attending within 3 months - Children	57	704	8.1%	9.5%	11.3%	11.8%
% of FP17s for the same patient ID Re-attending within 3 months - Adults	8	89	9.0%	13.9%	15.3%	15.6%
% of FP17s for the same patient ID Re-attending between 3 & 9 months - Children	435	704	61.8%	59.6%	61.1%	58.8%
% of FP17s for the same patient ID Re-attending between 3 & 9 months - Adults	36	89	40.4%	50.6%	52.4%	51.0%
% of FP17s for Band 1 Urgent Courses	10	764	1.3%	10.0%	9.5%	9.0%
% of FP17s Relating to Free Repair or Replacements	0	764	0.0%	0.9%	0.7%	0.8%
% of FP17s Relating to Continuations	1	764	0.1%	1.0%	0.8%	0.9%
% of Patients satisfied with the dentistry they have received	1	1	N/A	93.6%	93.1%	93.2%
% of Patients satisfied with the time they had to wait for an appointment	1	1	N/A	85.2%	87.8%	88.3%

* This is based on patients treated on this contract for their most recent course of treatment. Figures in italics indicate the base number of FP17s or Patient Questionnaire responses are less than 100. N/A is shown where the base number of responses is less than 10 during the period. % is calculated as Quantity/Base number*100

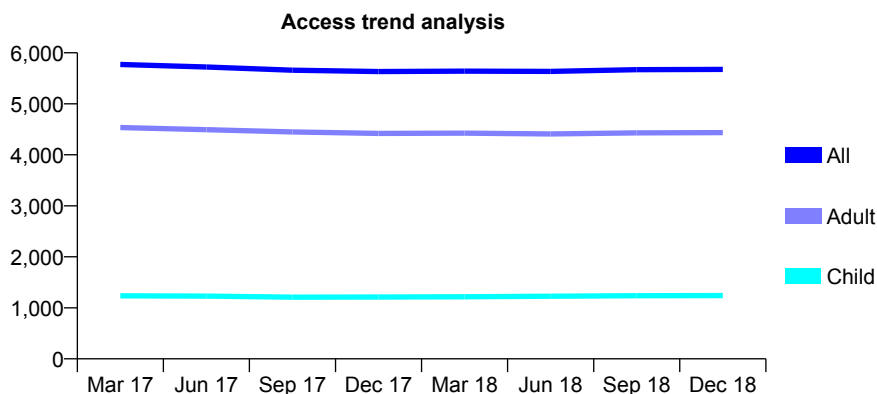
Q66 - Vital Signs At a Glance Contract Report for 178500/0001 - December 2018

Name or company name	Addy Dental Care Ltd
Contract type name	GDS Contract
Purpose of contract	General
Contract start date	01/05/2008
Contract end date	

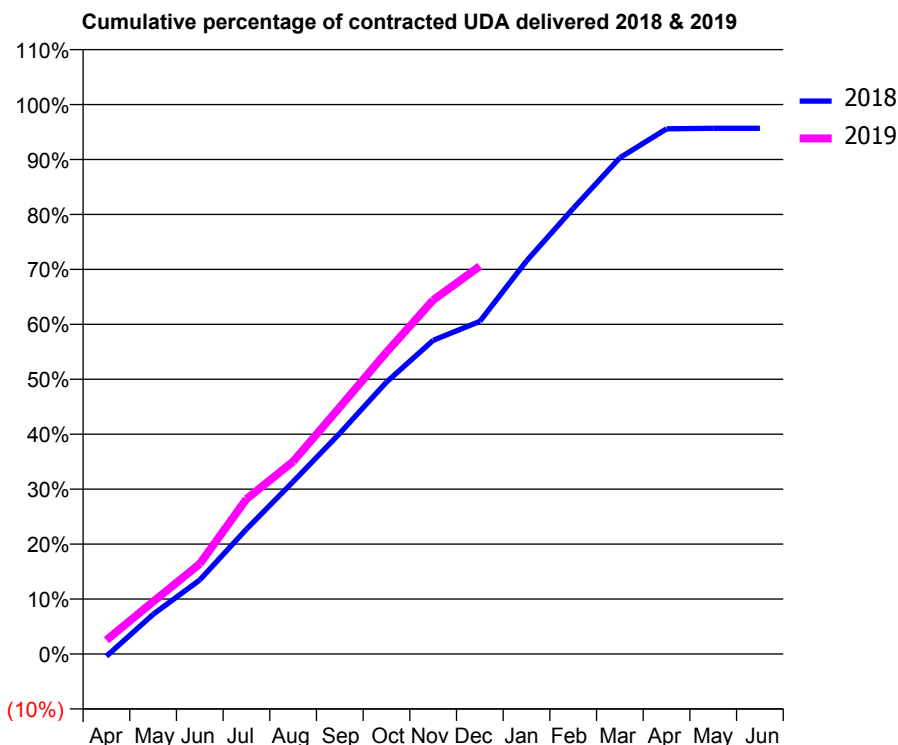
18/19 Contracted general activity (UDA)	17,018
Carry forward general activity (UDA)	0
18/19 Contracted orthodontic activity (UOA)	0
Carry forward orthodontic activity (UOA)	0
Baseline contract value	£508,969.12

ACCESS*

Patients seen in 24 months	Total	Change since previous quarter
Quarter ending December 2017	5,632	
Quarter ending March 2018	5,640	→
Quarter ending June 2018	5,636	→
Quarter ending September 2018	5,670	→
Quarter ending December 2018	5,675	→
Variance since December 2017	0.8%	→



ACTIVITY



Month	Adjusted Scheduled Activity (UDA)	
	2018	2019
April	-72	430
May	1,228	1,619
June	2,295	2,793
July	3,867	4,800
August	5,339	5,963
September	6,837	7,646
October	8,422	9,347
November	9,716	10,963
December	10,302	12,009
January	12,173	
February	13,800	
March	15,370	
April	16,267	
May	16,282	
June	16,282	

QUALITY

	Quantity	Base Number	Contract	AT	Region	England
% of FP17s for the same patient ID Re-attending within 3 months - Children	132	1,430	9.2%	9.5%	11.3%	11.8%
% of FP17s for the same patient ID Re-attending within 3 months - Adults	679	4,654	14.6%	13.9%	15.3%	15.6%
% of FP17s for the same patient ID Re-attending between 3 & 9 months - Children	848	1,430	59.3%	59.6%	61.1%	58.8%
% of FP17s for the same patient ID Re-attending between 3 & 9 months - Adults	2,453	4,654	52.7%	50.6%	52.4%	51.0%
% of FP17s for Band 1 Urgent Courses	431	5,744	7.5%	10.0%	9.5%	9.0%
% of FP17s Relating to Free Repair or Replacements	68	5,744	1.2%	0.9%	0.7%	0.8%
% of FP17s Relating to Continuations	85	5,744	1.5%	1.0%	0.8%	0.9%
% of Patients satisfied with the dentistry they have received	5	5	N/A	93.6%	93.1%	93.2%
% of Patients satisfied with the time they had to wait for an appointment	5	5	N/A	85.2%	87.8%	88.3%

* This is based on patients treated on this contract for their most recent course of treatment. Figures in italics indicate the base number of FP17s or Patient Questionnaire responses are less than 100. N/A is shown where the base number of responses is less than 10 during the period. % is calculated as Quantity/Base number*100

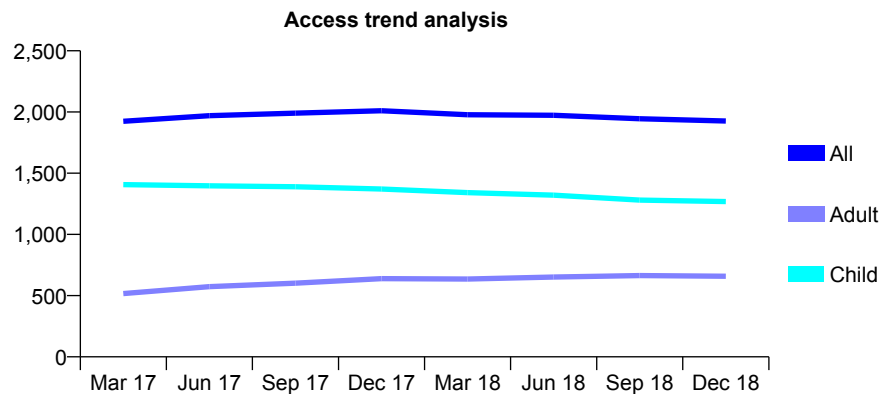
Q66 - Vital Signs At a Glance Contract Report for 178926/0001 - December 2018

Name or company name	Madford Lane Partnership
Contract type name	GDS Contract
Purpose of contract	General
Contract start date	01/12/2015
Contract end date	

18/19 Contracted general activity (UDA)	4,250
Carry forward general activity (UDA)	-85
18/19 Contracted orthodontic activity (UOA)	0
Carry forward orthodontic activity (UOA)	0
Baseline contract value	£110,123.22

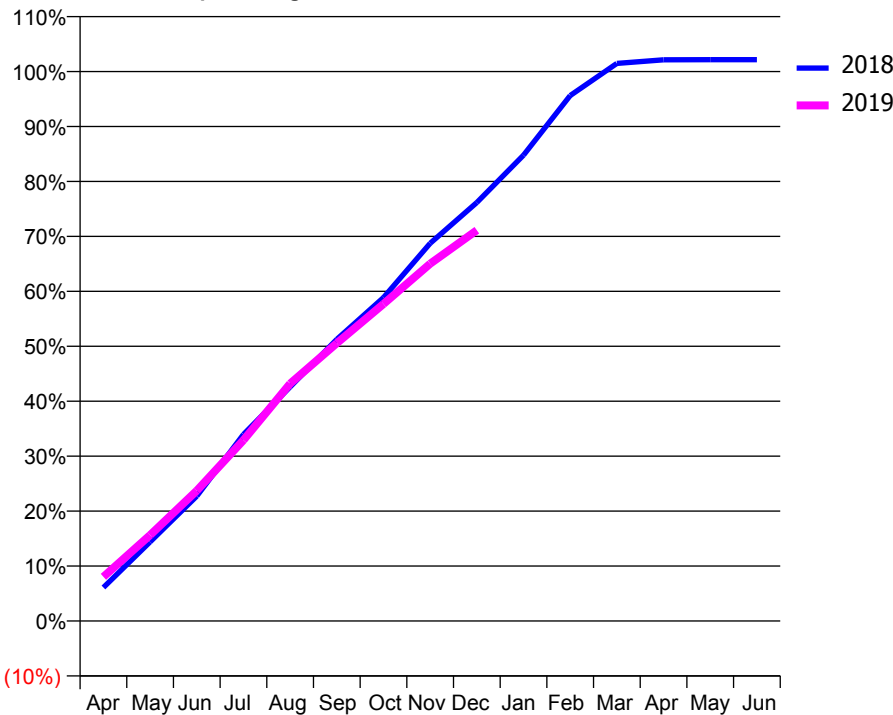
ACCESS*

Patients seen in 24 months	Total	Change since previous quarter
Quarter ending December 2017	2,010	
Quarter ending March 2018	1,978	↓
Quarter ending June 2018	1,973	→
Quarter ending September 2018	1,945	↓
Quarter ending December 2018	1,927	→
Variance since December 2017	(4.1%)	↓



ACTIVITY

Cumulative percentage of contracted UDA delivered 2018 & 2019



Month	Adjusted Scheduled Activity (UDA)	
	2018	2019
April	259	342
May	612	664
June	966	1,008
July	1,444	1,399
August	1,810	1,836
September	2,179	2,148
October	2,502	2,452
November	2,921	2,763
December	3,237	3,023
January	3,603	
February	4,064	
March	4,312	
April	4,341	
May	4,342	
June	4,342	

QUALITY

	Quantity	Base Number	Contract	AT	Region	England
% of FP17s for the same patient ID Re-attending within 3 months - Children	66	1,650	4.0%	9.5%	11.3%	11.8%
% of FP17s for the same patient ID Re-attending within 3 months - Adults	43	601	7.2%	13.9%	15.3%	15.6%
% of FP17s for the same patient ID Re-attending between 3 & 9 months - Children	1,331	1,650	80.7%	59.6%	61.1%	58.8%
% of FP17s for the same patient ID Re-attending between 3 & 9 months - Adults	410	601	68.2%	50.6%	52.4%	51.0%
% of FP17s for Band 1 Urgent Courses	74	2,229	3.3%	10.0%	9.5%	9.0%
% of FP17s Relating to Free Repair or Replacements	0	2,229	0.0%	0.9%	0.7%	0.8%
% of FP17s Relating to Continuations	1	2,229	0.0%	1.0%	0.8%	0.9%
% of Patients satisfied with the dentistry they have received	0	0	N/A	93.6%	93.1%	93.2%
% of Patients satisfied with the time they had to wait for an appointment	0	0	N/A	85.2%	87.8%	88.3%

* This is based on patients treated on this contract for their most recent course of treatment. Figures in italics indicate the base number of FP17s or Patient Questionnaire responses are less than 100. N/A is shown where the base number of responses is less than 10 during the period. % is calculated as Quantity/Base number*100

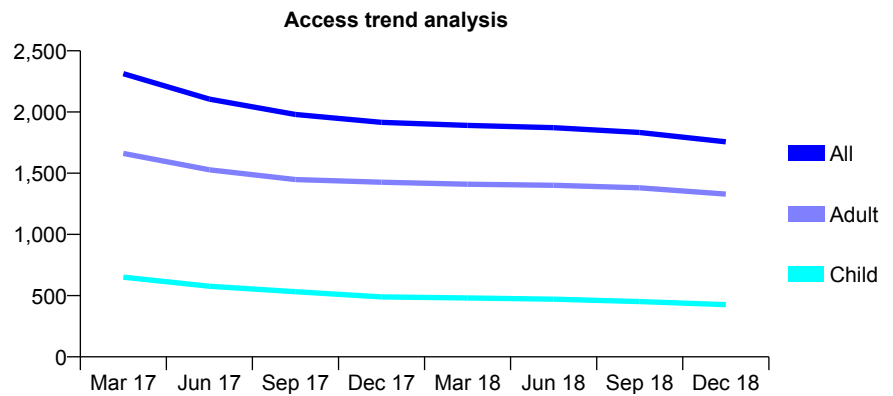
Q66 - Vital Signs At a Glance Contract Report for 179639/0001 - December 2018

Name or company name	Meneage Dental Care Limited
Contract type name	GDS Contract
Purpose of contract	General
Contract start date	31/03/2012
Contract end date	

18/19 Contracted general activity (UDA)	7,912
Carry forward general activity (UDA)	0
18/19 Contracted orthodontic activity (UOA)	0
Carry forward orthodontic activity (UOA)	0
Baseline contract value	£211,054.09

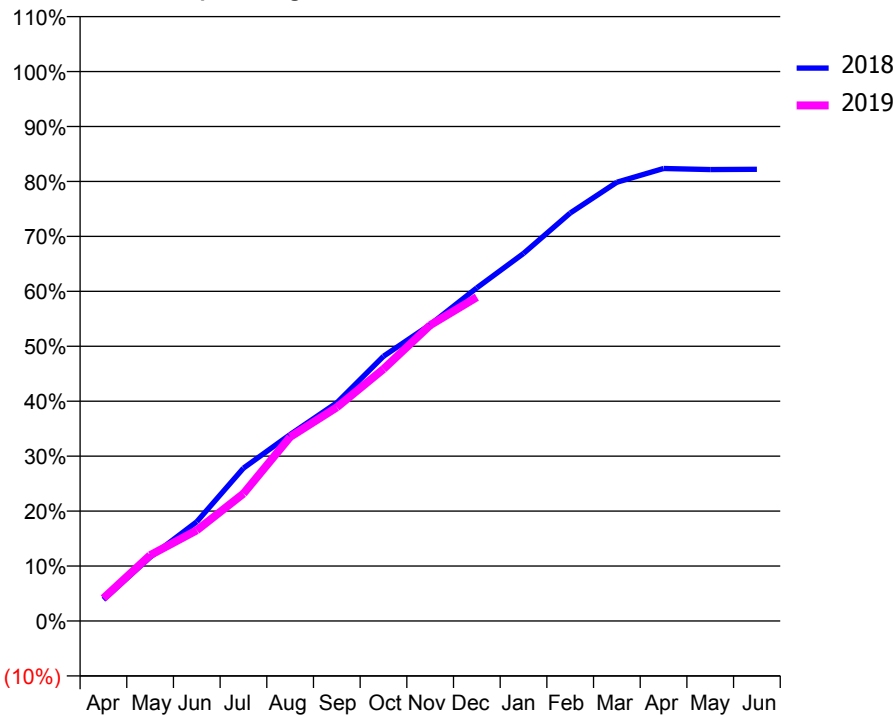
ACCESS*

Patients seen in 24 months	Total	Change since previous quarter
Quarter ending December 2017	1,916	
Quarter ending March 2018	1,891	↓
Quarter ending June 2018	1,872	↓
Quarter ending September 2018	1,833	↓
Quarter ending December 2018	1,756	↓
Variance since December 2017	(8.4%)	↓



ACTIVITY

Cumulative percentage of contracted UDA delivered 2018 & 2019



Month	Adjusted Scheduled Activity (UDA)	
	2018	2019
April	308	326
May	920	947
June	1,429	1,307
July	2,201	1,834
August	2,686	2,651
September	3,142	3,077
October	3,811	3,628
November	4,268	4,260
December	4,797	4,662
January	5,293	
February	5,874	
March	6,319	
April	6,516	
May	6,501	
June	6,504	

QUALITY

	Quantity	Base Number	Contract	AT	Region	England
% of FP17s for the same patient ID Re-attending within 3 months - Children	38	554	6.9%	9.5%	11.3%	11.8%
% of FP17s for the same patient ID Re-attending within 3 months - Adults	120	1,384	8.7%	13.9%	15.3%	15.6%
% of FP17s for the same patient ID Re-attending between 3 & 9 months - Children	424	554	76.5%	59.6%	61.1%	58.8%
% of FP17s for the same patient ID Re-attending between 3 & 9 months - Adults	900	1,384	65.0%	50.6%	52.4%	51.0%
% of FP17s for Band 1 Urgent Courses	44	1,834	2.4%	10.0%	9.5%	9.0%
% of FP17s Relating to Free Repair or Replacements	27	1,834	1.5%	0.9%	0.7%	0.8%
% of FP17s Relating to Continuations	0	1,834	0.0%	1.0%	0.8%	0.9%
% of Patients satisfied with the dentistry they have received	3	3	N/A	93.6%	93.1%	93.2%
% of Patients satisfied with the time they had to wait for an appointment	3	3	N/A	85.2%	87.8%	88.3%

* This is based on patients treated on this contract for their most recent course of treatment. Figures in italics indicate the base number of FP17s or Patient Questionnaire responses are less than 100. N/A is shown where the base number of responses is less than 10 during the period. % is calculated as Quantity/Base number*100

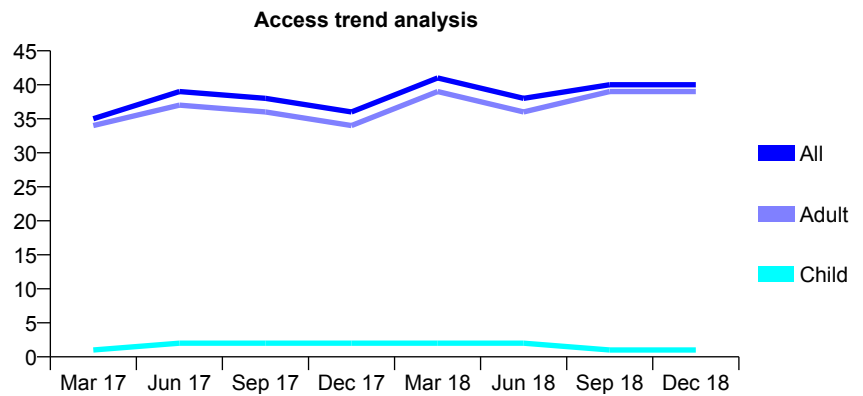
Q66 - Vital Signs At a Glance Contract Report for 179639/0002 - December 2018

Name or company name	Meneage Dental Care Limited
Contract type name	PDS Contract
Purpose of contract	General
Contract start date	31/03/2012
Contract end date	30/03/2022

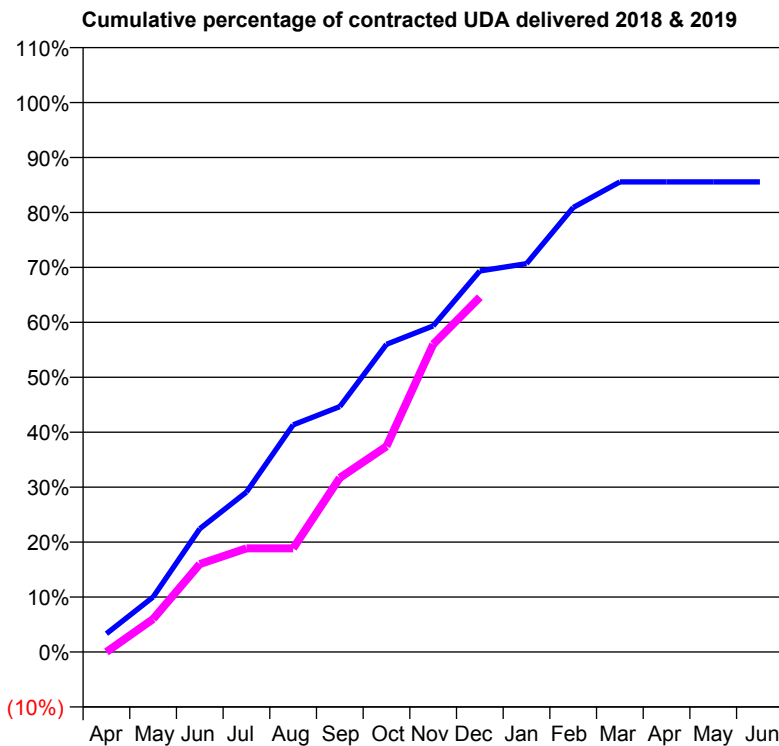
18/19 Contracted general activity (UDA)	70
Carry forward general activity (UDA)	0
18/19 Contracted orthodontic activity (UOA)	0
Carry forward orthodontic activity (UOA)	0
Baseline contract value	£4,141.43

ACCESS*

Patients seen in 24 months	Total	Change since previous quarter
Quarter ending December 2017	36	
Quarter ending March 2018	41	↑
Quarter ending June 2018	38	↓
Quarter ending September 2018	40	↑
Quarter ending December 2018	40	→
Variance since December 2017	11.1%	↑



ACTIVITY



Month	Adjusted Scheduled Activity (UDA)	
	2018	2019
April	3	0
May	9	4
June	20	11
July	26	13
August	37	13
September	40	22
October	50	26
November	53	39
December	62	45
January	64	
February	73	
March	77	
April	77	
May	77	
June	77	

QUALITY

	Quantity	Base Number	Contract	AT	Region	England
% of FP17s for the same patient ID Re-attending within 3 months - Children	0	0	N/A	9.5%	11.3%	11.8%
% of FP17s for the same patient ID Re-attending within 3 months - Adults	5	32	15.6%	13.9%	15.3%	15.6%
% of FP17s for the same patient ID Re-attending between 3 & 9 months - Children	0	0	N/A	59.6%	61.1%	58.8%
% of FP17s for the same patient ID Re-attending between 3 & 9 months - Adults	19	32	59.4%	50.6%	52.4%	51.0%
% of FP17s for Band 1 Urgent Courses	1	32	3.1%	10.0%	9.5%	9.0%
% of FP17s Relating to Free Repair or Replacements	0	32	0.0%	0.9%	0.7%	0.8%
% of FP17s Relating to Continuations	0	32	0.0%	1.0%	0.8%	0.9%
% of Patients satisfied with the dentistry they have received	0	0	N/A	93.6%	93.1%	93.2%
% of Patients satisfied with the time they had to wait for an appointment	0	0	N/A	85.2%	87.8%	88.3%

* This is based on patients treated on this contract for their most recent course of treatment. Figures in italics indicate the base number of FP17s or Patient Questionnaire responses are less than 100. N/A is shown where the base number of responses is less than 10 during the period. % is calculated as Quantity/Base number*100

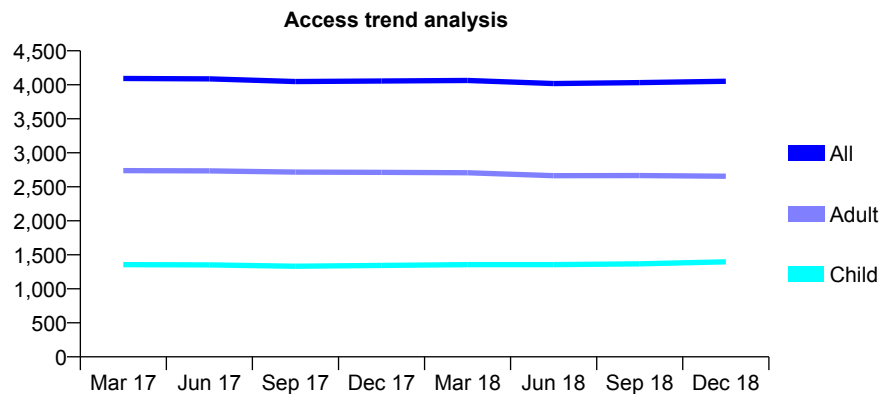
Q66 - Vital Signs At a Glance Contract Report for 180238/0001 - December 2018

Name or company name	Courtenay Dental Ltd
Contract type name	GDS Contract
Purpose of contract	General
Contract start date	01/04/2013
Contract end date	

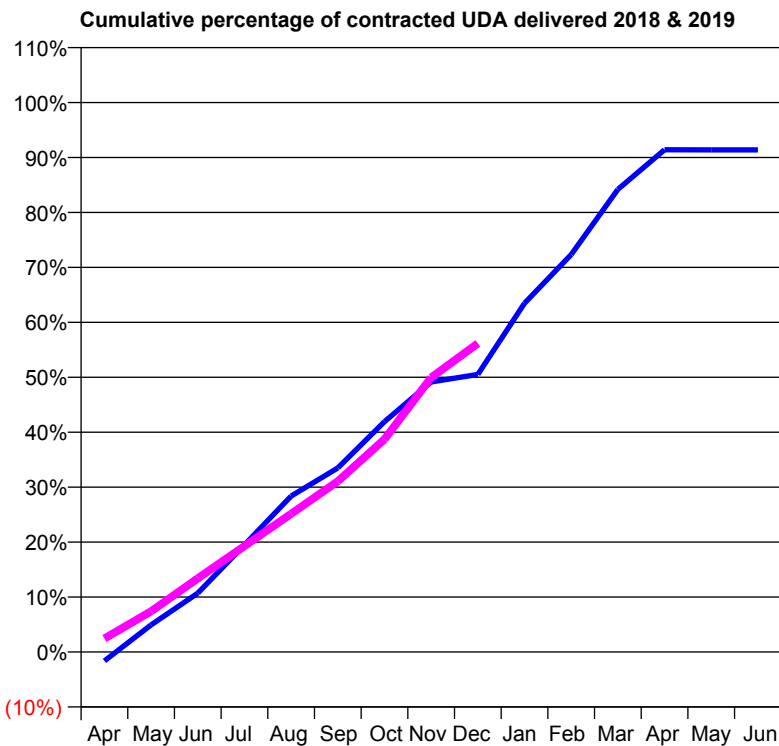
18/19 Contracted general activity (UDA)	12,006
Carry forward general activity (UDA)	0
18/19 Contracted orthodontic activity (UOA)	0
Carry forward orthodontic activity (UOA)	0
Baseline contract value	£268,456.16

ACCESS*

Patients seen in 24 months	Total	Change since previous quarter
Quarter ending December 2017	4,056	
Quarter ending March 2018	4,063	→
Quarter ending June 2018	4,019	↓
Quarter ending September 2018	4,032	→
Quarter ending December 2018	4,052	→
Variance since December 2017	(0.1%)	→



ACTIVITY



Month	Adjusted Scheduled Activity (UDA)	
	2018	2019
April	-198	296
May	594	889
June	1,287	1,609
July	2,340	2,315
August	3,407	3,020
September	4,021	3,731
October	5,034	4,650
November	5,900	5,997
December	6,065	6,744
January	7,621	
February	8,682	
March	10,110	
April	10,973	
May	10,972	
June	10,972	

QUALITY

	Quantity	Base Number	Contract	AT	Region	England
% of FP17s for the same patient ID Re-attending within 3 months - Children	136	1,701	8.0%	9.5%	11.3%	11.8%
% of FP17s for the same patient ID Re-attending within 3 months - Adults	306	2,717	11.3%	13.9%	15.3%	15.6%
% of FP17s for the same patient ID Re-attending between 3 & 9 months - Children	1,104	1,701	64.9%	59.6%	61.1%	58.8%
% of FP17s for the same patient ID Re-attending between 3 & 9 months - Adults	1,675	2,717	61.6%	50.6%	52.4%	51.0%
% of FP17s for Band 1 Urgent Courses	261	3,991	6.5%	10.0%	9.5%	9.0%
% of FP17s Relating to Free Repair or Replacements	15	3,991	0.4%	0.9%	0.7%	0.8%
% of FP17s Relating to Continuations	32	3,991	0.8%	1.0%	0.8%	0.9%
% of Patients satisfied with the dentistry they have received	5	5	N/A	93.6%	93.1%	93.2%
% of Patients satisfied with the time they had to wait for an appointment	5	5	N/A	85.2%	87.8%	88.3%

* This is based on patients treated on this contract for their most recent course of treatment. Figures in italics indicate the base number of FP17s or Patient Questionnaire responses are less than 100. N/A is shown where the base number of responses is less than 10 during the period. % is calculated as Quantity/Base number*100

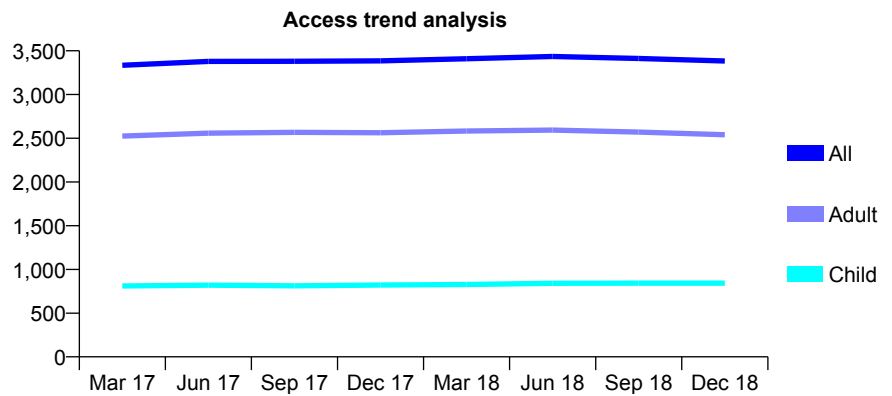
Q66 - Vital Signs At a Glance Contract Report for 181781/0001 - December 2018

Name or company name	Matford Dental Clinic Limited
Contract type name	GDS Contract
Purpose of contract	General
Contract start date	01/02/2010
Contract end date	

18/19 Contracted general activity (UDA)	10,500
Carry forward general activity (UDA)	267
18/19 Contracted orthodontic activity (UOA)	0
Carry forward orthodontic activity (UOA)	0
Baseline contract value	£339,435.31

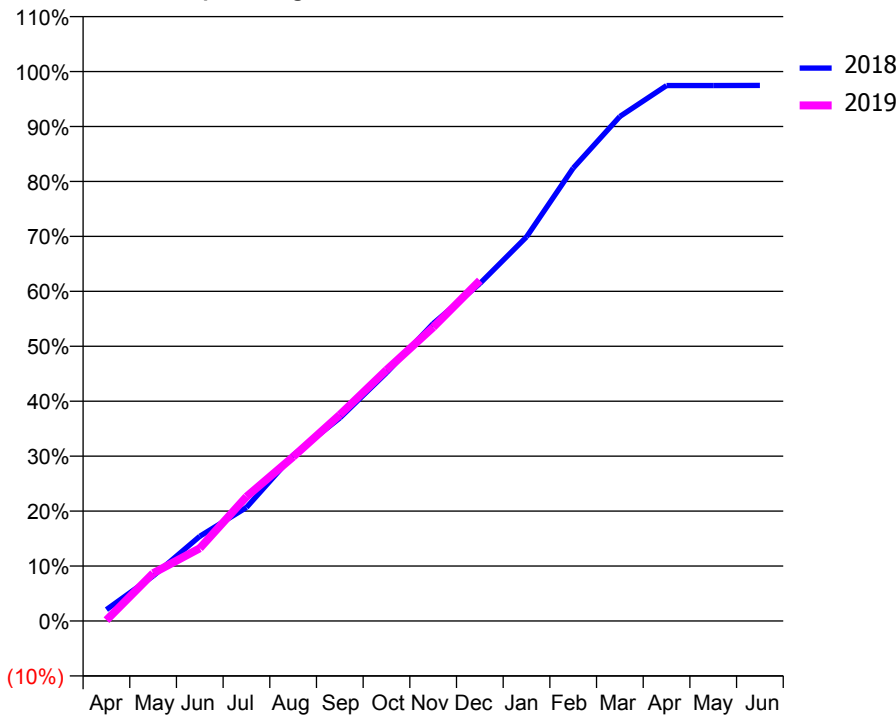
ACCESS*

Patients seen in 24 months	Total	Change since previous quarter
Quarter ending December 2017	3,385	
Quarter ending March 2018	3,410	→
Quarter ending June 2018	3,435	→
Quarter ending September 2018	3,413	→
Quarter ending December 2018	3,383	→
Variance since December 2017	(0.1%)	→



ACTIVITY

Cumulative percentage of contracted UDA delivered 2018 & 2019



Month	Adjusted Scheduled Activity (UDA)	
	2018	2019
April	217	15
May	861	913
June	1,619	1,391
July	2,171	2,375
August	3,169	3,137
September	3,879	3,941
October	4,744	4,797
November	5,684	5,611
December	6,448	6,506
January	7,339	
February	8,653	
March	9,640	
April	10,231	
May	10,232	
June	10,233	

QUALITY

	Quantity	Base Number	Contract	AT	Region	England
% of FP17s for the same patient ID Re-attending within 3 months - Children	79	1,031	7.7%	9.5%	11.3%	11.8%
% of FP17s for the same patient ID Re-attending within 3 months - Adults	564	3,384	16.7%	13.9%	15.3%	15.6%
% of FP17s for the same patient ID Re-attending between 3 & 9 months - Children	693	1,031	67.2%	59.6%	61.1%	58.8%
% of FP17s for the same patient ID Re-attending between 3 & 9 months - Adults	2,239	3,384	66.2%	50.6%	52.4%	51.0%
% of FP17s for Band 1 Urgent Courses	170	3,636	4.7%	10.0%	9.5%	9.0%
% of FP17s Relating to Free Repair or Replacements	42	3,636	1.2%	0.9%	0.7%	0.8%
% of FP17s Relating to Continuations	38	3,636	1.0%	1.0%	0.8%	0.9%
% of Patients satisfied with the dentistry they have received	1	1	N/A	93.6%	93.1%	93.2%
% of Patients satisfied with the time they had to wait for an appointment	1	1	N/A	85.2%	87.8%	88.3%

* This is based on patients treated on this contract for their most recent course of treatment. Figures in italics indicate the base number of FP17s or Patient Questionnaire responses are less than 100. N/A is shown where the base number of responses is less than 10 during the period. % is calculated as Quantity/Base number*100

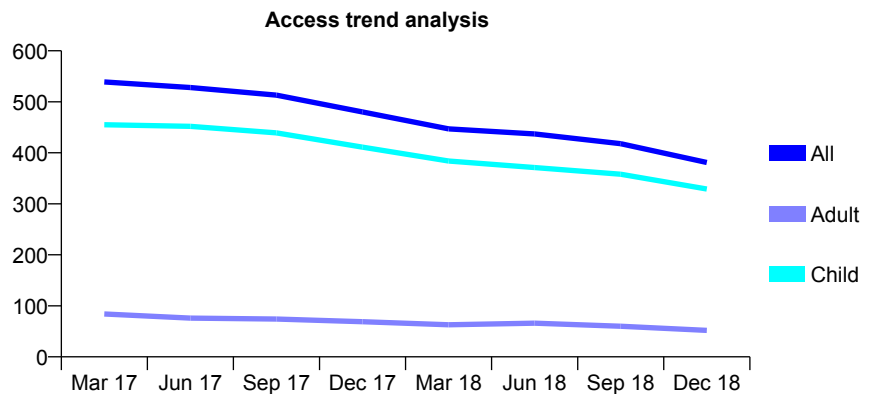
Q66 - Vital Signs At a Glance Contract Report for 185981/0001 - December 2018

Name or company name	Clark House Dental Surgeries Limited
Contract type name	GDS Contract
Purpose of contract	General
Contract start date	01/03/2012
Contract end date	31/08/2018

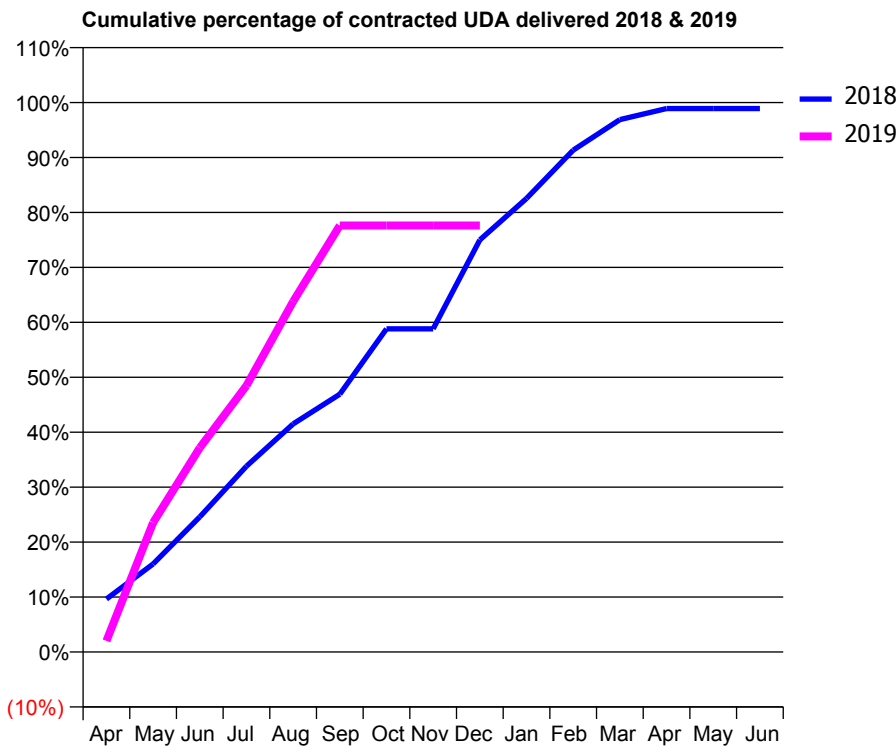
18/19 Contracted general activity (UDA)	354
Carry forward general activity (UDA)	9
18/19 Contracted orthodontic activity (UOA)	0
Carry forward orthodontic activity (UOA)	0
Baseline contract value	£8,366.85

ACCESS*

Patients seen in 24 months	Total	Change since previous quarter
Quarter ending December 2017	480	
Quarter ending March 2018	447	↓
Quarter ending June 2018	437	↓
Quarter ending September 2018	418	↓
Quarter ending December 2018	381	↓
Variance since December 2017	(20.6%)	↓



ACTIVITY



Month	Adjusted Scheduled Activity (UDA)	
	2018	2019
April	82	7
May	136	83
June	209	132
July	287	172
August	353	226
September	399	275
October	500	275
November	500	275
December	637	275
January	702	
February	776	
March	824	
April	841	
May	841	
June	841	

QUALITY

	Quantity	Base Number	Contract	AT	Region	England
% of FP17s for the same patient ID Re-attending within 3 months - Children	6	238	2.5%	9.5%	11.3%	11.8%
% of FP17s for the same patient ID Re-attending within 3 months - Adults	0	0	N/A	13.9%	15.3%	15.6%
% of FP17s for the same patient ID Re-attending between 3 & 9 months - Children	169	238	71.0%	59.6%	61.1%	58.8%
% of FP17s for the same patient ID Re-attending between 3 & 9 months - Adults	0	0	N/A	50.6%	52.4%	51.0%
% of FP17s for Band 1 Urgent Courses	4	223	1.8%	10.0%	9.5%	9.0%
% of FP17s Relating to Free Repair or Replacements	0	223	0.0%	0.9%	0.7%	0.8%
% of FP17s Relating to Continuations	1	223	0.4%	1.0%	0.8%	0.9%
% of Patients satisfied with the dentistry they have received	0	0	N/A	93.6%	93.1%	93.2%
% of Patients satisfied with the time they had to wait for an appointment	0	0	N/A	85.2%	87.8%	88.3%

* This is based on patients treated on this contract for their most recent course of treatment. Figures in italics indicate the base number of FP17s or Patient Questionnaire responses are less than 100. N/A is shown where the base number of responses is less than 10 during the period. % is calculated as Quantity/Base number*100

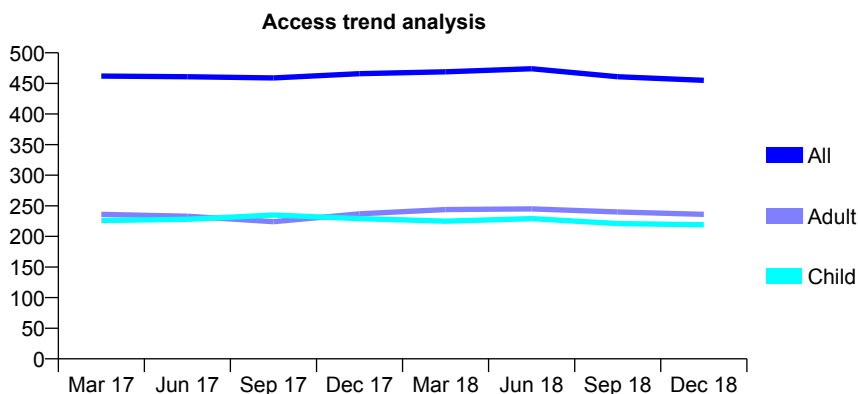
Q66 - Vital Signs At a Glance Contract Report for 186783/0001 - December 2018

Name or company name	The Smile Dispensary
Contract type name	GDS Contract
Purpose of contract	General
Contract start date	01/04/2011
Contract end date	

18/19 Contracted general activity (UDA)	1,200
Carry forward general activity (UDA)	0
18/19 Contracted orthodontic activity (UOA)	0
Carry forward orthodontic activity (UOA)	0
Baseline contract value	£27,324.67

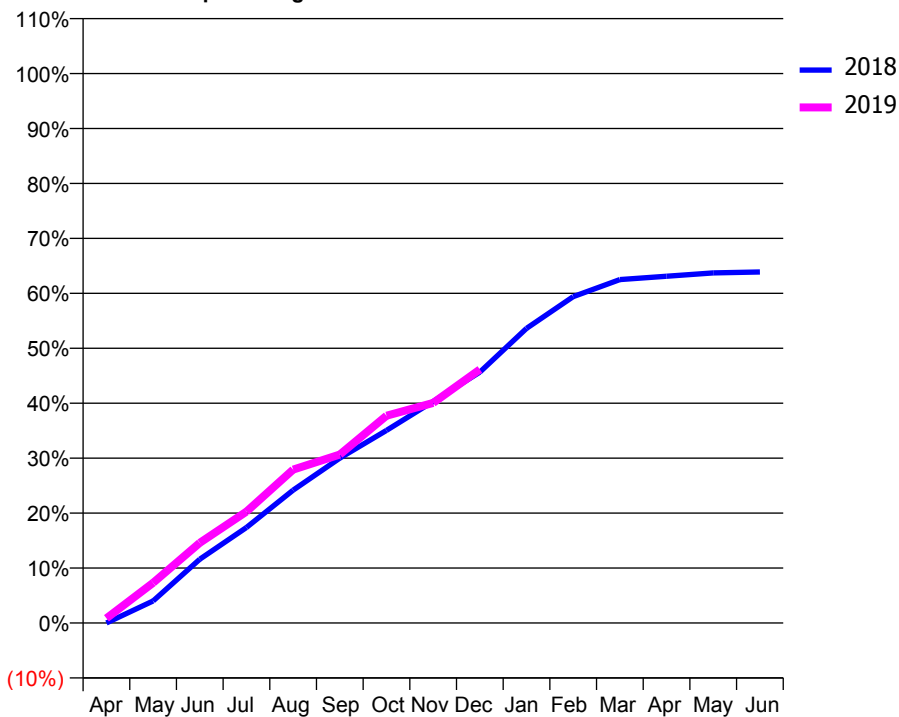
ACCESS*

Patients seen in 24 months	Total	Change since previous quarter
Quarter ending December 2017	466	
Quarter ending March 2018	469	→
Quarter ending June 2018	474	→
Quarter ending September 2018	461	↓
Quarter ending December 2018	455	↓
Variance since December 2017	(2.4%)	↓



ACTIVITY

Cumulative percentage of contracted UDA delivered 2018 & 2019



Month	Adjusted Scheduled Activity (UDA)	
	2018	2019
April	0	10
May	52	88
June	151	175
July	226	243
August	314	335
September	390	368
October	456	453
November	524	481
December	594	554
January	697	
February	772	
March	812	
April	820	
May	828	
June	830	

QUALITY

	Quantity	Base Number	Contract	AT	Region	England
% of FP17s for the same patient ID Re-attending within 3 months - Children	4	260	1.5%	9.5%	11.3%	11.8%
% of FP17s for the same patient ID Re-attending within 3 months - Adults	7	215	3.3%	13.9%	15.3%	15.6%
% of FP17s for the same patient ID Re-attending between 3 & 9 months - Children	177	260	68.1%	59.6%	61.1%	58.8%
% of FP17s for the same patient ID Re-attending between 3 & 9 months - Adults	121	215	56.3%	50.6%	52.4%	51.0%
% of FP17s for Band 1 Urgent Courses	14	455	3.1%	10.0%	9.5%	9.0%
% of FP17s Relating to Free Repair or Replacements	0	455	0.0%	0.9%	0.7%	0.8%
% of FP17s Relating to Continuations	1	455	0.2%	1.0%	0.8%	0.9%
% of Patients satisfied with the dentistry they have received	1	1	N/A	93.6%	93.1%	93.2%
% of Patients satisfied with the time they had to wait for an appointment	1	1	N/A	85.2%	87.8%	88.3%

* This is based on patients treated on this contract for their most recent course of treatment. Figures in italics indicate the base number of FP17s or Patient Questionnaire responses are less than 100. N/A is shown where the base number of responses is less than 10 during the period. % is calculated as Quantity/Base number*100

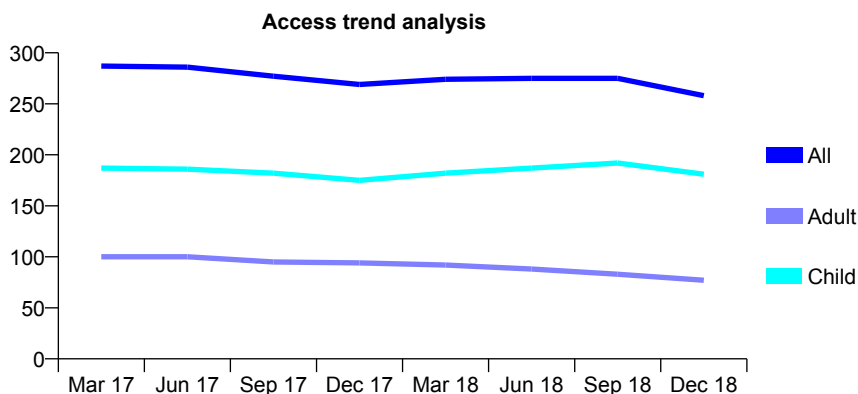
Q66 - Vital Signs At a Glance Contract Report for 187569/0001 - December 2018

Name or company name	Smile for Life Ltd
Contract type name	GDS Contract
Purpose of contract	General
Contract start date	01/01/2007
Contract end date	

18/19 Contracted general activity (UDA)	435
Carry forward general activity (UDA)	15
18/19 Contracted orthodontic activity (UOA)	0
Carry forward orthodontic activity (UOA)	0
Baseline contract value	£10,577.57

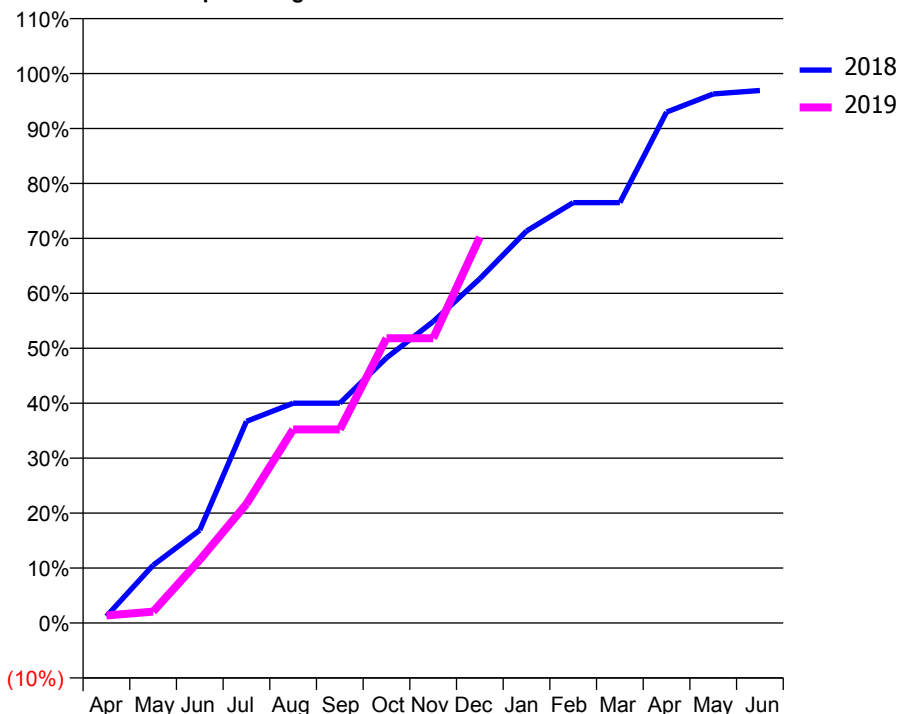
ACCESS*

Patients seen in 24 months	Total	Change since previous quarter
Quarter ending December 2017	269	
Quarter ending March 2018	274	→
Quarter ending June 2018	275	→
Quarter ending September 2018	275	→
Quarter ending December 2018	258	↓
Variance since December 2017	(4.1%)	↓



ACTIVITY

Cumulative percentage of contracted UDA delivered 2018 & 2019



Month	Adjusted Scheduled Activity (UDA)	
	2018	2019
April	6	6
May	51	9
June	82	50
July	178	94
August	194	153
September	194	153
October	234	225
November	266	225
December	304	305
January	346	
February	371	
March	371	
April	451	
May	467	
June	470	

QUALITY

	Quantity	Base Number	Contract	AT	Region	England
% of FP17s for the same patient ID Re-attending within 3 months - Children	13	242	5.4%	9.5%	11.3%	11.8%
% of FP17s for the same patient ID Re-attending within 3 months - Adults	7	62	11.3%	13.9%	15.3%	15.6%
% of FP17s for the same patient ID Re-attending between 3 & 9 months - Children	139	242	57.4%	59.6%	61.1%	58.8%
% of FP17s for the same patient ID Re-attending between 3 & 9 months - Adults	34	62	54.8%	50.6%	52.4%	51.0%
% of FP17s for Band 1 Urgent Courses	2	232	0.9%	10.0%	9.5%	9.0%
% of FP17s Relating to Free Repair or Replacements	0	232	0.0%	0.9%	0.7%	0.8%
% of FP17s Relating to Continuations	0	232	0.0%	1.0%	0.8%	0.9%
% of Patients satisfied with the dentistry they have received	0	0	N/A	93.6%	93.1%	93.2%
% of Patients satisfied with the time they had to wait for an appointment	0	0	N/A	85.2%	87.8%	88.3%

* This is based on patients treated on this contract for their most recent course of treatment. Figures in italics indicate the base number of FP17s or Patient Questionnaire responses are less than 100. N/A is shown where the base number of responses is less than 10 during the period. % is calculated as Quantity/Base number*100

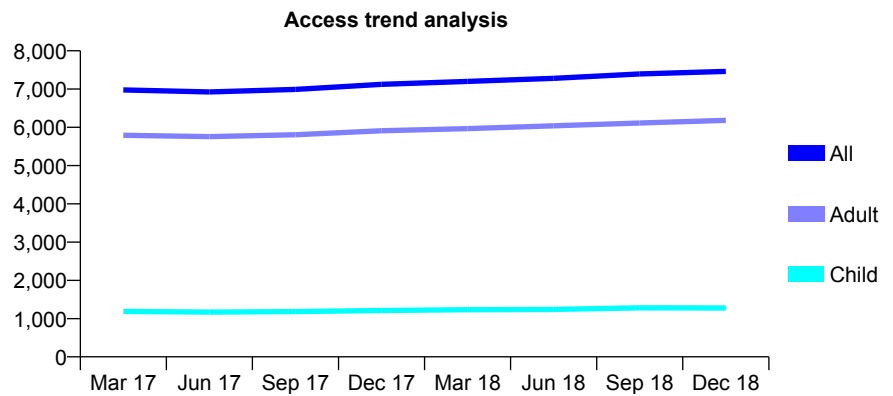
Q66 - Vital Signs At a Glance Contract Report for 189472/0001 - December 2018

Name or company name	St Leonard's Dental Practice Ltd
Contract type name	GDS Contract
Purpose of contract	General
Contract start date	01/08/2009
Contract end date	

18/19 Contracted general activity (UDA)	23,973
Carry forward general activity (UDA)	-467
18/19 Contracted orthodontic activity (UOA)	0
Carry forward orthodontic activity (UOA)	0
Baseline contract value	£765,452.57

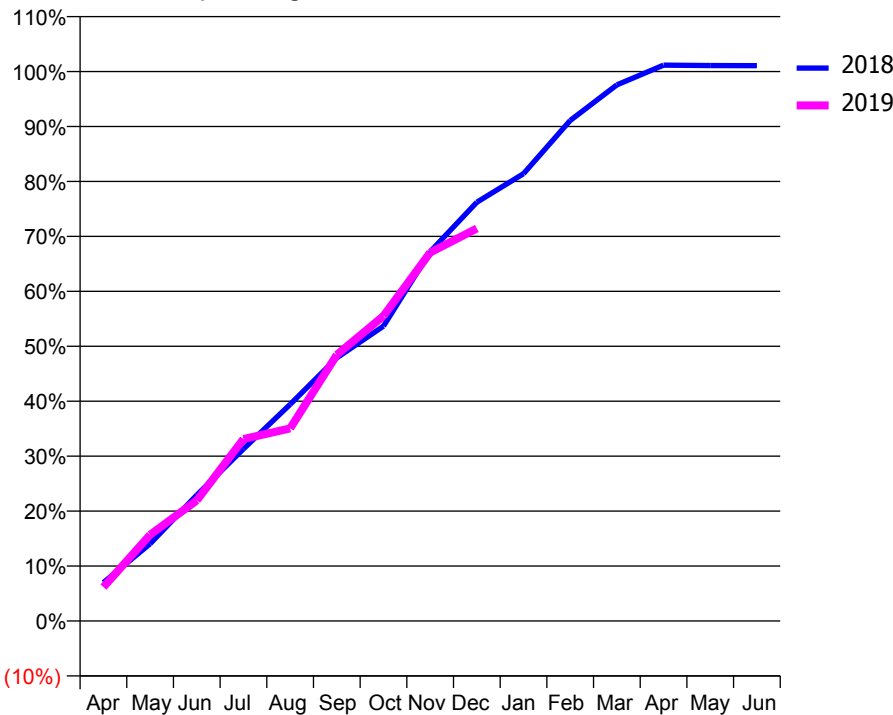
ACCESS*

Patients seen in 24 months	Total	Change since previous quarter
Quarter ending December 2017	7,122	
Quarter ending March 2018	7,200	→
Quarter ending June 2018	7,280	→
Quarter ending September 2018	7,395	→
Quarter ending December 2018	7,460	→
Variance since December 2017	4.7%	↑



ACTIVITY

Cumulative percentage of contracted UDA delivered 2018 & 2019



Month	Adjusted Scheduled Activity (UDA)	
	2018	2019
April	1,677	1,479
May	3,372	3,760
June	5,493	5,263
July	7,508	7,940
August	9,449	8,401
September	11,478	11,615
October	12,865	13,310
November	16,110	16,074
December	18,267	17,126
January	19,514	
February	21,835	
March	23,391	
April	24,252	
May	24,234	
June	24,228	

QUALITY

	Quantity	Base Number	Contract	AT	Region	England
% of FP17s for the same patient ID Re-attending within 3 months - Children	83	1,534	5.4%	9.5%	11.3%	11.8%
% of FP17s for the same patient ID Re-attending within 3 months - Adults	1,232	7,767	15.9%	13.9%	15.3%	15.6%
% of FP17s for the same patient ID Re-attending between 3 & 9 months - Children	1,034	1,534	67.4%	59.6%	61.1%	58.8%
% of FP17s for the same patient ID Re-attending between 3 & 9 months - Adults	4,931	7,767	63.5%	50.6%	52.4%	51.0%
% of FP17s for Band 1 Urgent Courses	814	8,833	9.2%	10.0%	9.5%	9.0%
% of FP17s Relating to Free Repair or Replacements	74	8,833	0.8%	0.9%	0.7%	0.8%
% of FP17s Relating to Continuations	48	8,833	0.5%	1.0%	0.8%	0.9%
% of Patients satisfied with the dentistry they have received	7	7	N/A	93.6%	93.1%	93.2%
% of Patients satisfied with the time they had to wait for an appointment	6	7	N/A	85.2%	87.8%	88.3%

* This is based on patients treated on this contract for their most recent course of treatment. Figures in italics indicate the base number of FP17s or Patient Questionnaire responses are less than 100. N/A is shown where the base number of responses is less than 10 during the period. % is calculated as Quantity/Base number*100

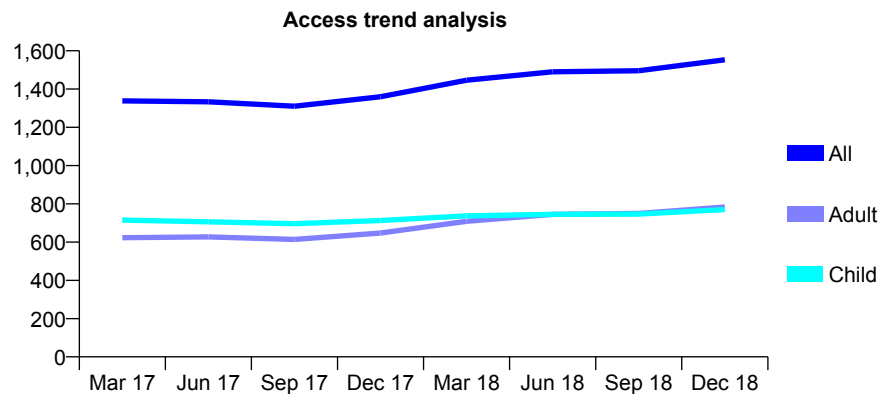
Q66 - Vital Signs At a Glance Contract Report for 189731/0001 - December 2018

Name or company name	Spicer Road Dental Practice Ltd
Contract type name	GDS Contract
Purpose of contract	General
Contract start date	01/01/2013
Contract end date	

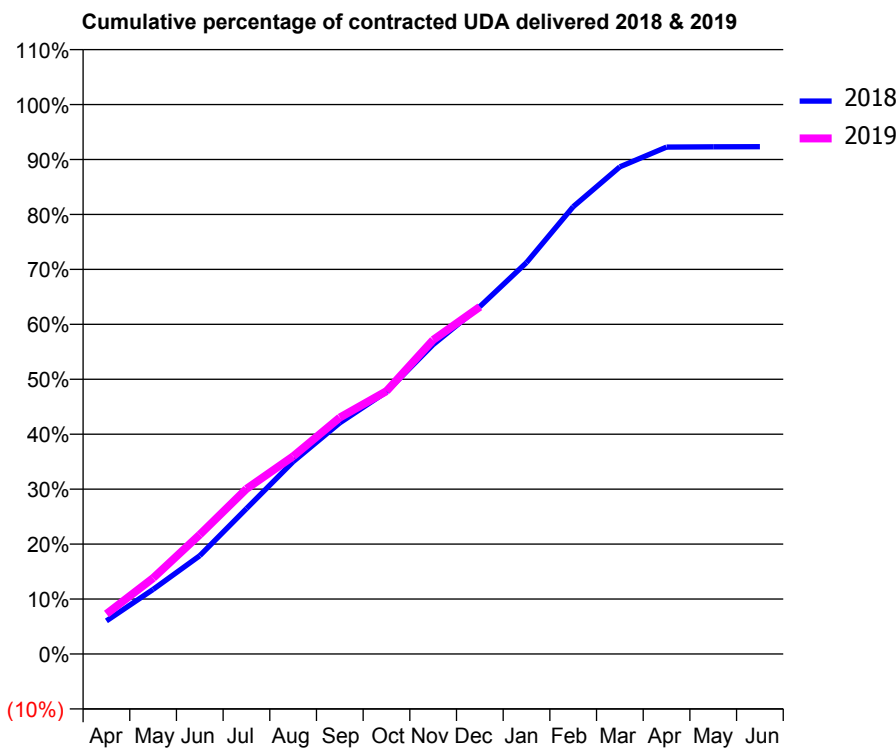
18/19 Contracted general activity (UDA)	4,200
Carry forward general activity (UDA)	0
18/19 Contracted orthodontic activity (UOA)	0
Carry forward orthodontic activity (UOA)	0
Baseline contract value	£103,179.73

ACCESS*

Patients seen in 24 months	Total	Change since previous quarter
Quarter ending December 2017	1,360	
Quarter ending March 2018	1,446	↑
Quarter ending June 2018	1,490	↑
Quarter ending September 2018	1,496	→
Quarter ending December 2018	1,553	↑
Variance since December 2017	14.2%	↑



ACTIVITY



Month	Adjusted Scheduled Activity (UDA)	
	2018	2019
April	253	306
May	494	580
June	752	913
July	1,112	1,263
August	1,470	1,511
September	1,767	1,807
October	2,004	2,009
November	2,365	2,401
December	2,656	2,653
January	2,992	
February	3,419	
March	3,724	
April	3,875	
May	3,877	
June	3,878	

QUALITY

	Quantity	Base Number	Contract	AT	Region	England
% of FP17s for the same patient ID Re-attending within 3 months - Children	52	918	5.7%	9.5%	11.3%	11.8%
% of FP17s for the same patient ID Re-attending within 3 months - Adults	124	848	14.6%	13.9%	15.3%	15.6%
% of FP17s for the same patient ID Re-attending between 3 & 9 months - Children	610	918	66.4%	59.6%	61.1%	58.8%
% of FP17s for the same patient ID Re-attending between 3 & 9 months - Adults	487	848	57.4%	50.6%	52.4%	51.0%
% of FP17s for Band 1 Urgent Courses	103	1,670	6.2%	10.0%	9.5%	9.0%
% of FP17s Relating to Free Repair or Replacements	9	1,670	0.5%	0.9%	0.7%	0.8%
% of FP17s Relating to Continuations	1	1,670	0.1%	1.0%	0.8%	0.9%
% of Patients satisfied with the dentistry they have received	0	0	N/A	93.6%	93.1%	93.2%
% of Patients satisfied with the time they had to wait for an appointment	0	0	N/A	85.2%	87.8%	88.3%

* This is based on patients treated on this contract for their most recent course of treatment. Figures in italics indicate the base number of FP17s or Patient Questionnaire responses are less than 100. N/A is shown where the base number of responses is less than 10 during the period. % is calculated as Quantity/Base number*100

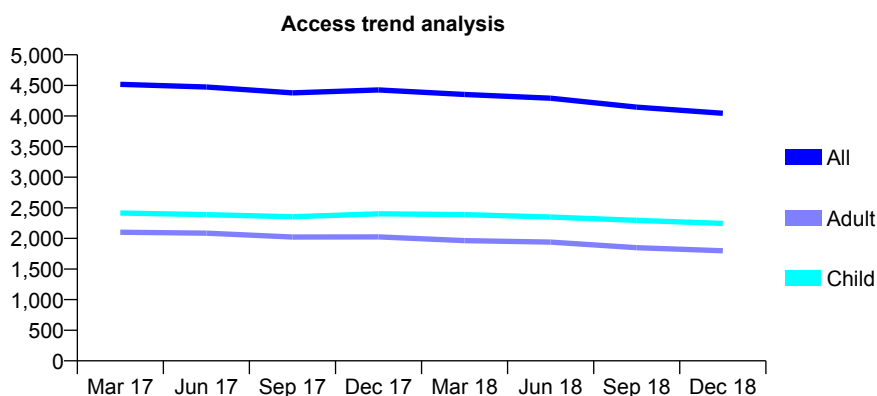
Q66 - Vital Signs At a Glance Contract Report for 191078/0001 - December 2018

Name or company name	Lynbridge House NHS Dental Practice
Contract type name	GDS Contract
Purpose of contract	General
Contract start date	01/04/2006
Contract end date	

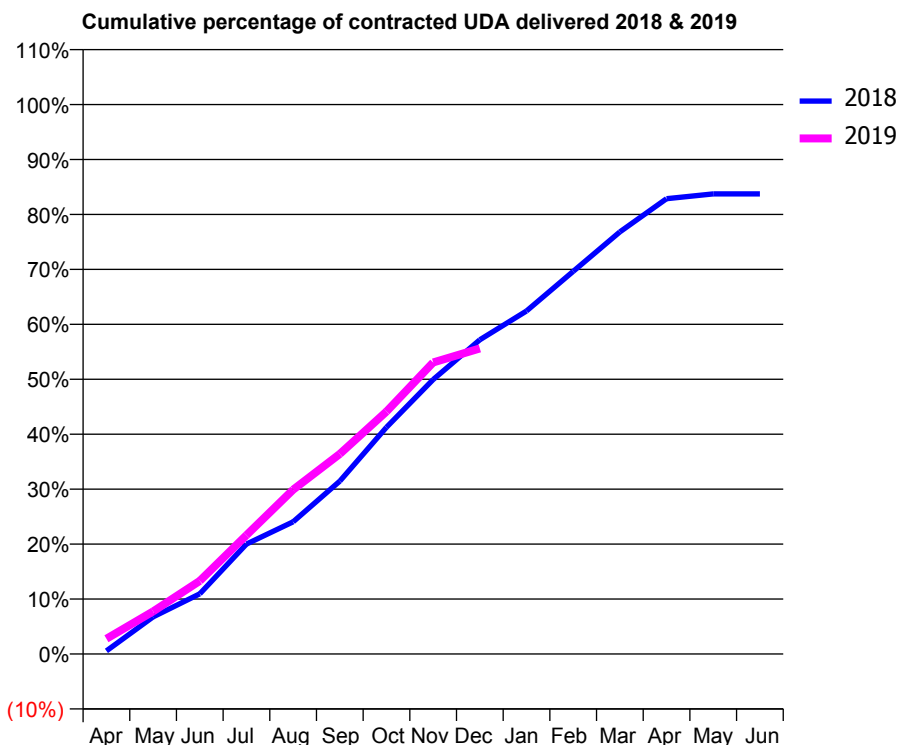
18/19 Contracted general activity (UDA)	12,250
Carry forward general activity (UDA)	0
18/19 Contracted orthodontic activity (UOA)	0
Carry forward orthodontic activity (UOA)	0
Baseline contract value	£297,367.82

ACCESS*

Patients seen in 24 months	Total	Change since previous quarter
Quarter ending December 2017	4,425	
Quarter ending March 2018	4,352	↓
Quarter ending June 2018	4,291	↓
Quarter ending September 2018	4,144	↓
Quarter ending December 2018	4,045	↓
Variance since December 2017	(8.6%)	↓



ACTIVITY



Month	Adjusted Scheduled Activity (UDA)	
	2018	2019
April	70	339
May	829	951
June	1,342	1,630
July	2,452	2,650
August	2,947	3,665
September	3,853	4,462
October	5,056	5,407
November	6,120	6,500
December	7,006	6,811
January	7,647	
February	8,530	
March	9,409	
April	10,150	
May	10,259	
June	10,259	

QUALITY

	Quantity	Base Number	Contract	AT	Region	England
% of FP17s for the same patient ID Re-attending within 3 months - Children	142	2,087	6.8%	9.5%	11.3%	11.8%
% of FP17s for the same patient ID Re-attending within 3 months - Adults	338	1,544	21.9%	13.9%	15.3%	15.6%
% of FP17s for the same patient ID Re-attending between 3 & 9 months - Children	915	2,087	43.8%	59.6%	61.1%	58.8%
% of FP17s for the same patient ID Re-attending between 3 & 9 months - Adults	728	1,544	47.2%	50.6%	52.4%	51.0%
% of FP17s for Band 1 Urgent Courses	413	3,283	12.6%	10.0%	9.5%	9.0%
% of FP17s Relating to Free Repair or Replacements	0	3,283	0.0%	0.9%	0.7%	0.8%
% of FP17s Relating to Continuations	14	3,283	0.4%	1.0%	0.8%	0.9%
% of Patients satisfied with the dentistry they have received	0	0	N/A	93.6%	93.1%	93.2%
% of Patients satisfied with the time they had to wait for an appointment	0	0	N/A	85.2%	87.8%	88.3%

* This is based on patients treated on this contract for their most recent course of treatment. Figures in italics indicate the base number of FP17s or Patient Questionnaire responses are less than 100. N/A is shown where the base number of responses is less than 10 during the period. % is calculated as Quantity/Base number*100

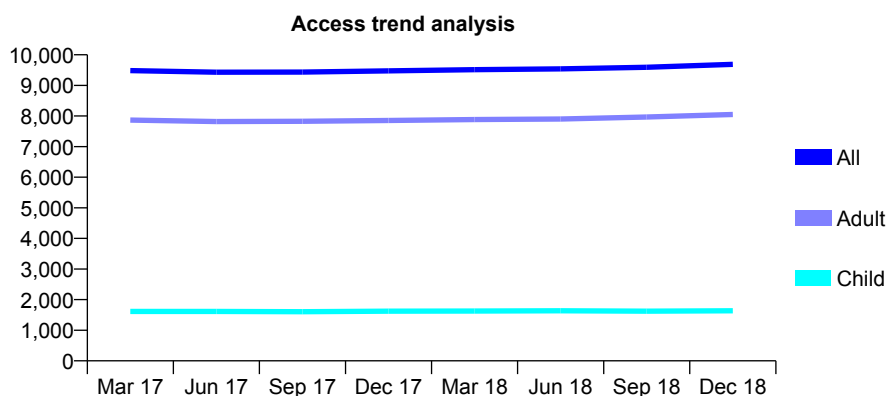
Q66 - Vital Signs At a Glance Contract Report for 193305/0001 - December 2018

Name or company name	HONITON DENTAL CENTRE
Contract type name	GDS Contract
Purpose of contract	General and Orthodontic
Contract start date	01/09/2009
Contract end date	

18/19 Contracted general activity (UDA)	32,232
Carry forward general activity (UDA)	0
18/19 Contracted orthodontic activity (UOA)	0
Carry forward orthodontic activity (UOA)	0
Baseline contract value	£1,066,967.01

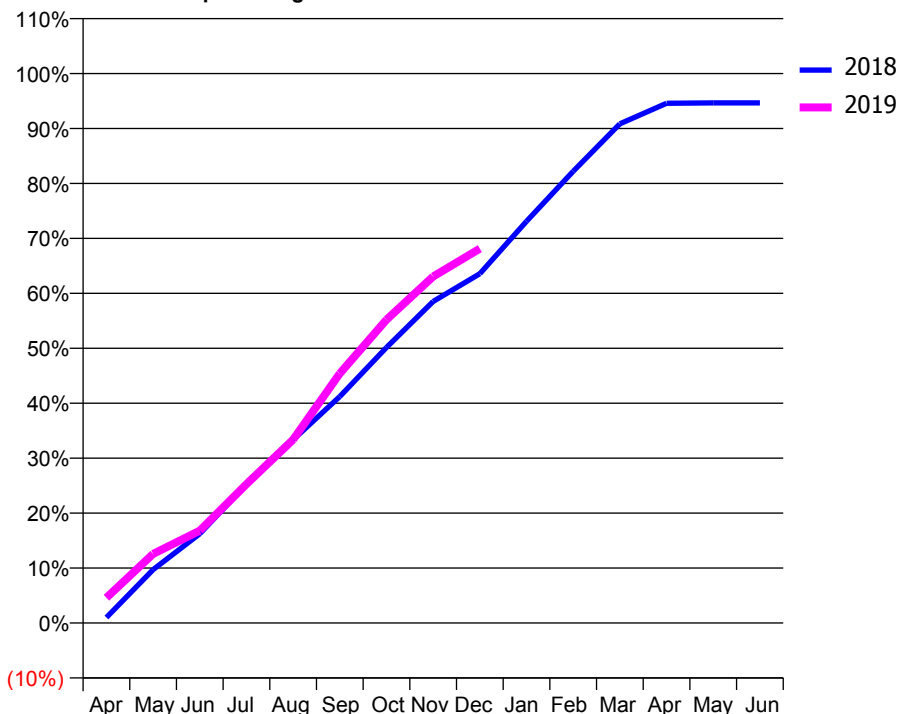
ACCESS*

Patients seen in 24 months	Total	Change since previous quarter
Quarter ending December 2017	9,477	
Quarter ending March 2018	9,513	→
Quarter ending June 2018	9,540	→
Quarter ending September 2018	9,591	→
Quarter ending December 2018	9,687	→
Variance since December 2017	2.2%	↑



ACTIVITY

Cumulative percentage of contracted UDA delivered 2018 & 2019



Month	Adjusted Scheduled Activity (UDA)	
	2018	2019
April	348	1,480
May	3,350	4,055
June	5,594	5,417
July	8,681	8,147
August	11,481	10,755
September	14,190	14,636
October	17,264	17,790
November	20,150	20,321
December	21,891	21,956
January	25,171	
February	28,305	
March	31,280	
April	32,566	
May	32,592	
June	32,591	

QUALITY

	Quantity	Base Number	Contract	AT	Region	England
% of FP17s for the same patient ID Re-attending within 3 months - Children	101	1,984	5.1%	9.5%	11.3%	11.8%
% of FP17s for the same patient ID Re-attending within 3 months - Adults	1,638	9,800	16.7%	13.9%	15.3%	15.6%
% of FP17s for the same patient ID Re-attending between 3 & 9 months - Children	1,450	1,984	73.1%	59.6%	61.1%	58.8%
% of FP17s for the same patient ID Re-attending between 3 & 9 months - Adults	5,672	9,800	57.9%	50.6%	52.4%	51.0%
% of FP17s for Band 1 Urgent Courses	843	11,179	7.5%	10.0%	9.5%	9.0%
% of FP17s Relating to Free Repair or Replacements	100	11,179	0.9%	0.9%	0.7%	0.8%
% of FP17s Relating to Continuations	147	11,179	1.3%	1.0%	0.8%	0.9%
% of Patients satisfied with the dentistry they have received	9	9	N/A	93.6%	93.1%	93.2%
% of Patients satisfied with the time they had to wait for an appointment	9	9	N/A	85.2%	87.8%	88.3%

* This is based on patients treated on this contract for their most recent course of treatment. Figures in italics indicate the base number of FP17s or Patient Questionnaire responses are less than 100. N/A is shown where the base number of responses is less than 10 during the period. % is calculated as Quantity/Base number*100

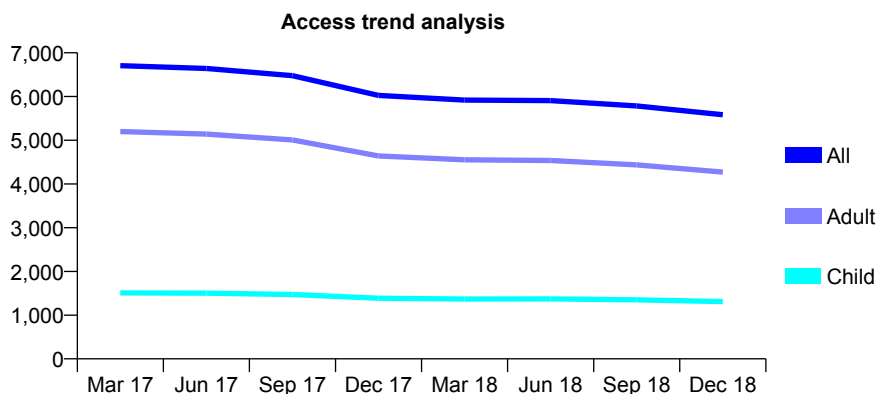
Q66 - Vital Signs At a Glance Contract Report for 194921/0001 - December 2018

Name or company name	The Harbour Way Partnership
Contract type name	GDS Contract
Purpose of contract	General and Orthodontic
Contract start date	01/02/2014
Contract end date	

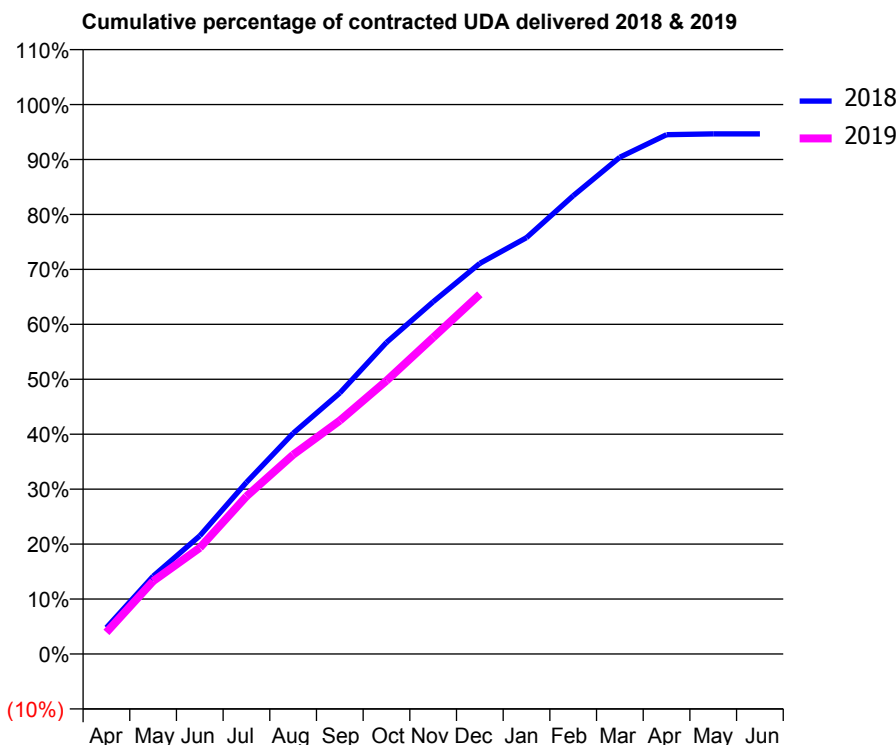
18/19 Contracted general activity (UDA)	20,000
Carry forward general activity (UDA)	0
18/19 Contracted orthodontic activity (UOA)	0
Carry forward orthodontic activity (UOA)	0
Baseline contract value	£455,798.46

ACCESS*

Patients seen in 24 months	Total	Change since previous quarter
Quarter ending December 2017	6,027	
Quarter ending March 2018	5,920	↓
Quarter ending June 2018	5,908	→
Quarter ending September 2018	5,786	↓
Quarter ending December 2018	5,582	↓
Variance since December 2017	(7.4%)	↓



ACTIVITY



Month	Adjusted Scheduled Activity (UDA)	
	2018	2019
April	958	788
May	2,834	2,651
June	4,303	3,864
July	6,247	5,741
August	8,033	7,255
September	9,499	8,494
October	11,338	9,947
November	12,819	11,521
December	14,217	13,091
January	15,153	
February	16,679	
March	18,079	
April	18,902	
May	18,931	
June	18,931	

QUALITY

	Quantity	Base Number	Contract	AT	Region	England
% of FP17s for the same patient ID Re-attending within 3 months - Children	137	1,630	8.4%	9.5%	11.3%	11.8%
% of FP17s for the same patient ID Re-attending within 3 months - Adults	919	5,373	17.1%	13.9%	15.3%	15.6%
% of FP17s for the same patient ID Re-attending between 3 & 9 months - Children	975	1,630	59.8%	59.6%	61.1%	58.8%
% of FP17s for the same patient ID Re-attending between 3 & 9 months - Adults	2,874	5,373	53.5%	50.6%	52.4%	51.0%
% of FP17s for Band 1 Urgent Courses	662	6,636	10.0%	10.0%	9.5%	9.0%
% of FP17s Relating to Free Repair or Replacements	127	6,636	1.9%	0.9%	0.7%	0.8%
% of FP17s Relating to Continuations	159	6,636	2.4%	1.0%	0.8%	0.9%
% of Patients satisfied with the dentistry they have received	8	8	N/A	93.6%	93.1%	93.2%
% of Patients satisfied with the time they had to wait for an appointment	7	8	N/A	85.2%	87.8%	88.3%

* This is based on patients treated on this contract for their most recent course of treatment. Figures in italics indicate the base number of FP17s or Patient Questionnaire responses are less than 100. N/A is shown where the base number of responses is less than 10 during the period. % is calculated as Quantity/Base number*100

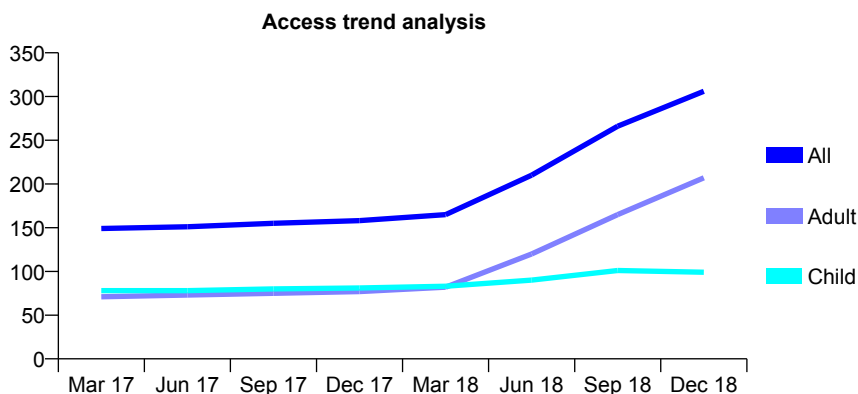
Q66 - Vital Signs At a Glance Contract Report for 195715/0001 - December 2018

Name or company name	Tor Lodge Dental Partnership
Contract type name	GDS Contract
Purpose of contract	General
Contract start date	15/11/2013
Contract end date	

18/19 Contracted general activity (UDA)	1,330
Carry forward general activity (UDA)	1
18/19 Contracted orthodontic activity (UOA)	126
Carry forward orthodontic activity (UOA)	21
Baseline contract value	£55,146.42

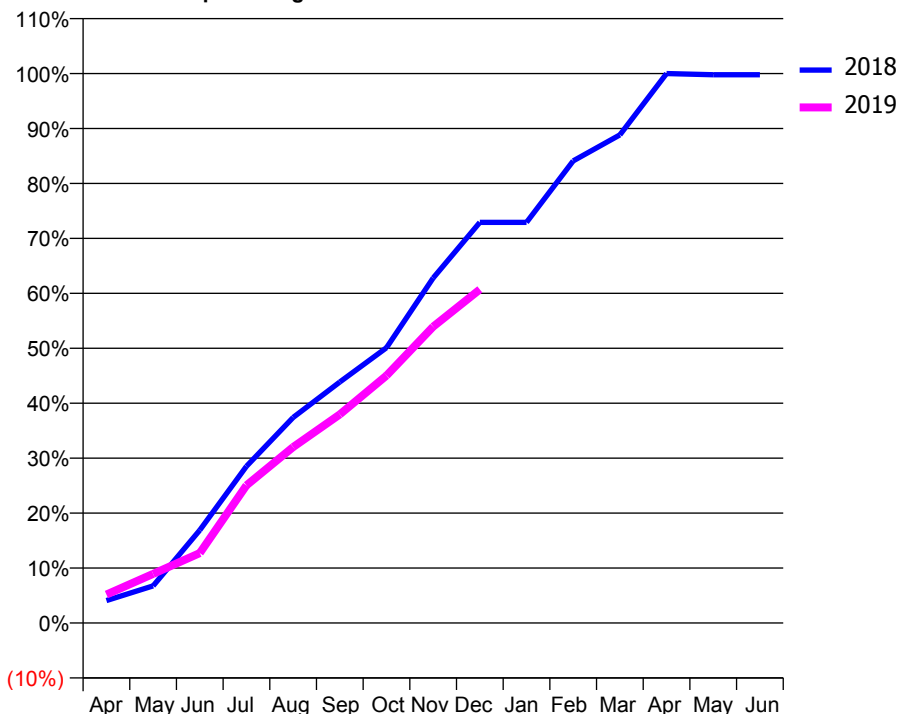
ACCESS*

Patients seen in 24 months	Total	Change since previous quarter
Quarter ending December 2017	158	
Quarter ending March 2018	165	↑
Quarter ending June 2018	210	↑
Quarter ending September 2018	266	↑
Quarter ending December 2018	306	↑
Variance since December 2017	93.7%	↑



ACTIVITY

Cumulative percentage of contracted UDA delivered 2018 & 2019



Adjusted Scheduled Activity (UDA)

Month	2018	2019
April	19	69
May	31	119
June	79	169
July	133	333
August	174	426
September	204	505
October	233	599
November	292	717
December	339	807
January	339	
February	391	
March	413	
April	465	
May	464	
June	464	

QUALITY

	Quantity	Base Number	Contract	AT	Region	England
% of FP17s for the same patient ID Re-attending within 3 months - Children	14	158	8.9%	9.5%	11.3%	11.8%
% of FP17s for the same patient ID Re-attending within 3 months - Adults	26	257	10.1%	13.9%	15.3%	15.6%
% of FP17s for the same patient ID Re-attending between 3 & 9 months - Children	75	158	47.5%	59.6%	61.1%	58.8%
% of FP17s for the same patient ID Re-attending between 3 & 9 months - Adults	84	257	32.7%	50.6%	52.4%	51.0%
% of FP17s for Band 1 Urgent Courses	17	352	4.8%	10.0%	9.5%	9.0%
% of FP17s Relating to Free Repair or Replacements	1	352	0.3%	0.9%	0.7%	0.8%
% of FP17s Relating to Continuations	0	352	0.0%	1.0%	0.8%	0.9%
% of Patients satisfied with the dentistry they have received	0	0	N/A	93.6%	93.1%	93.2%
% of Patients satisfied with the time they had to wait for an appointment	0	0	N/A	85.2%	87.8%	88.3%

* This is based on patients treated on this contract for their most recent course of treatment. Figures in italics indicate the base number of FP17s or Patient Questionnaire responses are less than 100. N/A is shown where the base number of responses is less than 10 during the period. % is calculated as Quantity/Base number*100

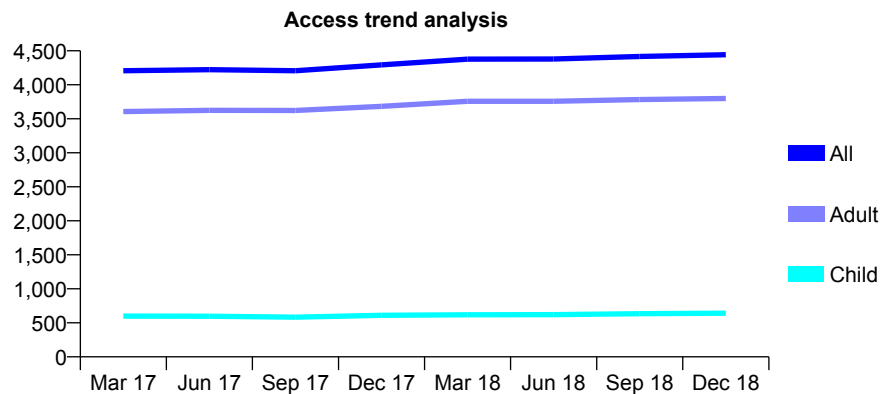
Q66 - Vital Signs At a Glance Contract Report for 196002/0001 - December 2018

Name or company name	Ingrid Cubbon Dental surgery (SW) Limited
Contract type name	GDS Contract
Purpose of contract	General
Contract start date	01/12/2012
Contract end date	

18/19 Contracted general activity (UDA)	15,021
Carry forward general activity (UDA)	-284
18/19 Contracted orthodontic activity (UOA)	0
Carry forward orthodontic activity (UOA)	0
Baseline contract value	£353,255.70

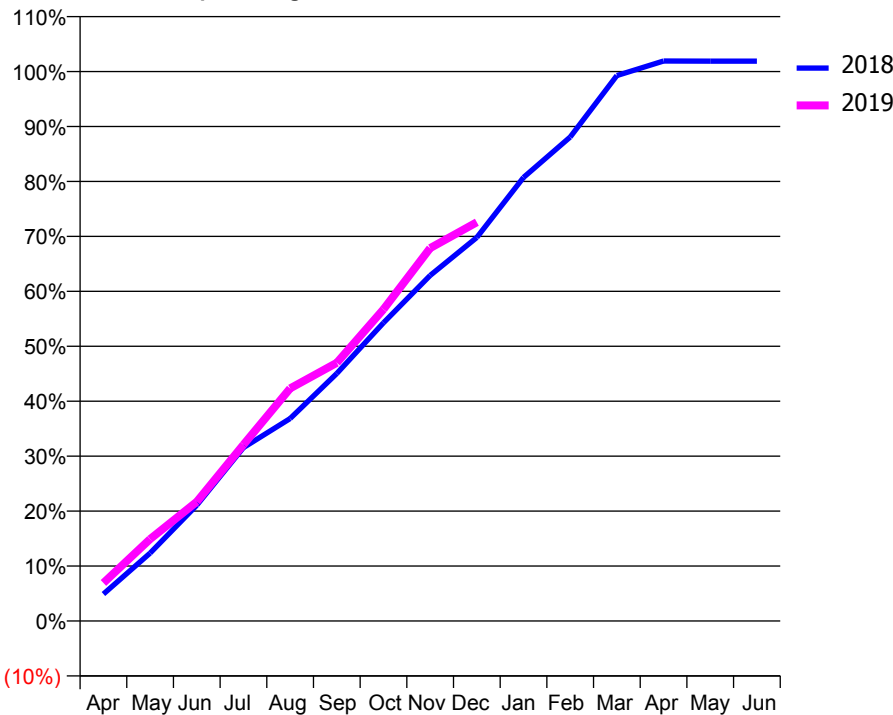
ACCESS*

Patients seen in 24 months	Total	Change since previous quarter
Quarter ending December 2017	4,294	
Quarter ending March 2018	4,377	→
Quarter ending June 2018	4,379	→
Quarter ending September 2018	4,417	→
Quarter ending December 2018	4,442	→
Variance since December 2017	3.4%	↑



ACTIVITY

Cumulative percentage of contracted UDA delivered 2018 & 2019



Month	Adjusted Scheduled Activity (UDA)	
	2018	2019
April	738	1,041
May	1,859	2,239
June	3,167	3,261
July	4,741	4,821
August	5,534	6,360
September	6,769	7,058
October	8,152	8,522
November	9,445	10,192
December	10,485	10,901
January	12,127	
February	13,231	
March	14,912	
April	15,307	
May	15,305	
June	15,305	

QUALITY

	Quantity	Base Number	Contract	AT	Region	England
% of FP17s for the same patient ID Re-attending within 3 months - Children	32	733	4.4%	9.5%	11.3%	11.8%
% of FP17s for the same patient ID Re-attending within 3 months - Adults	557	4,804	11.6%	13.9%	15.3%	15.6%
% of FP17s for the same patient ID Re-attending between 3 & 9 months - Children	514	733	70.1%	59.6%	61.1%	58.8%
% of FP17s for the same patient ID Re-attending between 3 & 9 months - Adults	3,395	4,804	70.7%	50.6%	52.4%	51.0%
% of FP17s for Band 1 Urgent Courses	337	5,362	6.3%	10.0%	9.5%	9.0%
% of FP17s Relating to Free Repair or Replacements	35	5,362	0.7%	0.9%	0.7%	0.8%
% of FP17s Relating to Continuations	29	5,362	0.5%	1.0%	0.8%	0.9%
% of Patients satisfied with the dentistry they have received	6	6	N/A	93.6%	93.1%	93.2%
% of Patients satisfied with the time they had to wait for an appointment	6	6	N/A	85.2%	87.8%	88.3%

* This is based on patients treated on this contract for their most recent course of treatment. Figures in italics indicate the base number of FP17s or Patient Questionnaire responses are less than 100. N/A is shown where the base number of responses is less than 10 during the period. % is calculated as Quantity/Base number*100

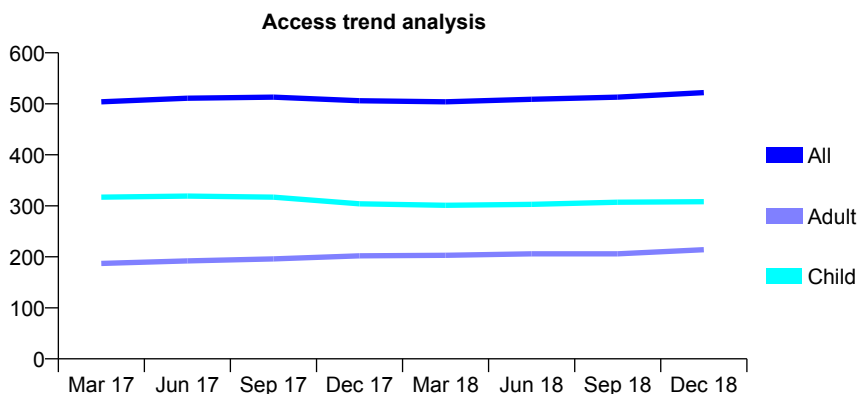
Q66 - Vital Signs At a Glance Contract Report for 196045/0001 - December 2018

Name or company name	Millbrook Villas Limited
Contract type name	GDS Contract
Purpose of contract	General
Contract start date	01/05/2013
Contract end date	

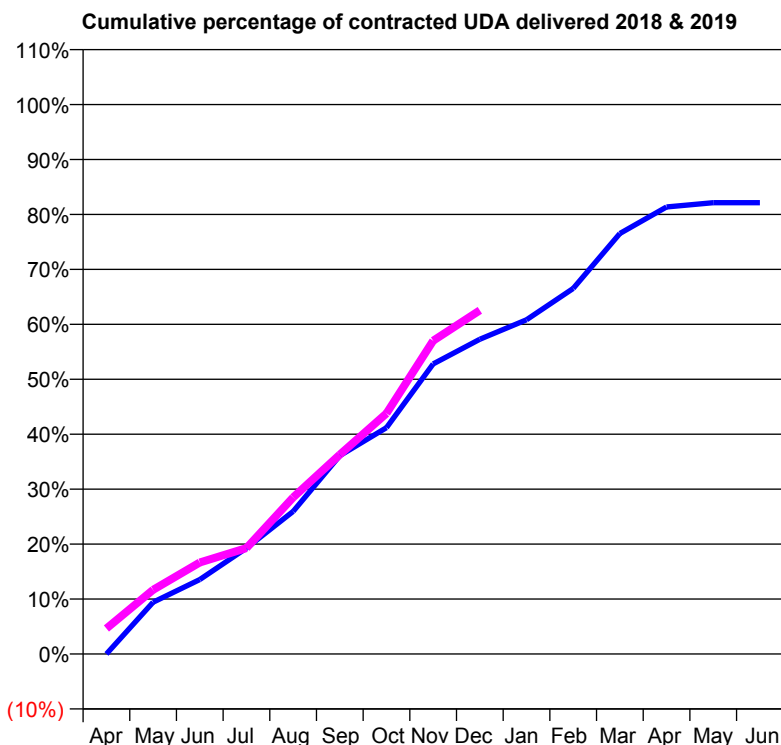
18/19 Contracted general activity (UDA)	925
Carry forward general activity (UDA)	0
18/19 Contracted orthodontic activity (UOA)	0
Carry forward orthodontic activity (UOA)	0
Baseline contract value	£23,739.69

ACCESS*

Patients seen in 24 months	Total	Change since previous quarter
Quarter ending December 2017	506	
Quarter ending March 2018	504	→
Quarter ending June 2018	509	→
Quarter ending September 2018	513	→
Quarter ending December 2018	522	→
Variance since December 2017	3.2%	↑



ACTIVITY



Month	Adjusted Scheduled Activity (UDA)	
	2018	2019
April	0	43
May	104	108
June	149	154
July	212	178
August	285	264
September	397	336
October	453	405
November	581	527
December	630	579
January	669	
February	732	
March	842	
April	895	
May	903	
June	903	

QUALITY

	Quantity	Base Number	Contract	AT	Region	England
% of FP17s for the same patient ID Re-attending within 3 months - Children	23	398	5.8%	9.5%	11.3%	11.8%
% of FP17s for the same patient ID Re-attending within 3 months - Adults	10	155	6.5%	13.9%	15.3%	15.6%
% of FP17s for the same patient ID Re-attending between 3 & 9 months - Children	292	398	73.4%	59.6%	61.1%	58.8%
% of FP17s for the same patient ID Re-attending between 3 & 9 months - Adults	82	155	52.9%	50.6%	52.4%	51.0%
% of FP17s for Band 1 Urgent Courses	8	505	1.6%	10.0%	9.5%	9.0%
% of FP17s Relating to Free Repair or Replacements	0	505	0.0%	0.9%	0.7%	0.8%
% of FP17s Relating to Continuations	0	505	0.0%	1.0%	0.8%	0.9%
% of Patients satisfied with the dentistry they have received	1	1	N/A	93.6%	93.1%	93.2%
% of Patients satisfied with the time they had to wait for an appointment	1	1	N/A	85.2%	87.8%	88.3%

* This is based on patients treated on this contract for their most recent course of treatment. Figures in italics indicate the base number of FP17s or Patient Questionnaire responses are less than 100. N/A is shown where the base number of responses is less than 10 during the period. % is calculated as Quantity/Base number*100

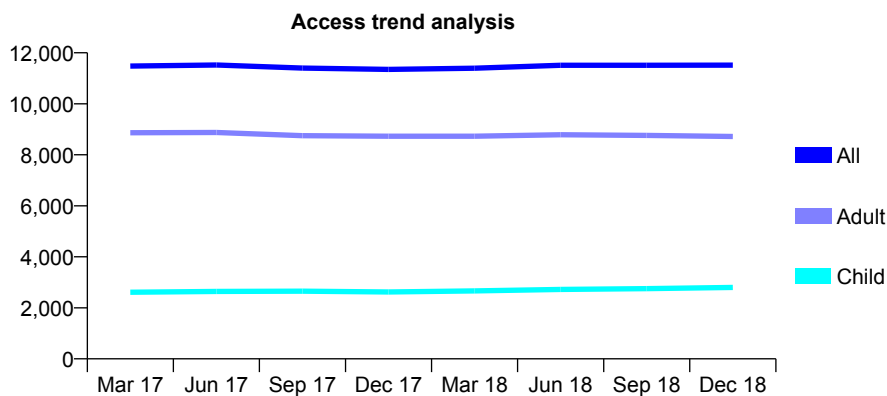
Q66 - Vital Signs At a Glance Contract Report for 196053/0001 - December 2018

Name or company name	Truro Dental Health
Contract type name	GDS Contract
Purpose of contract	General
Contract start date	01/02/2007
Contract end date	

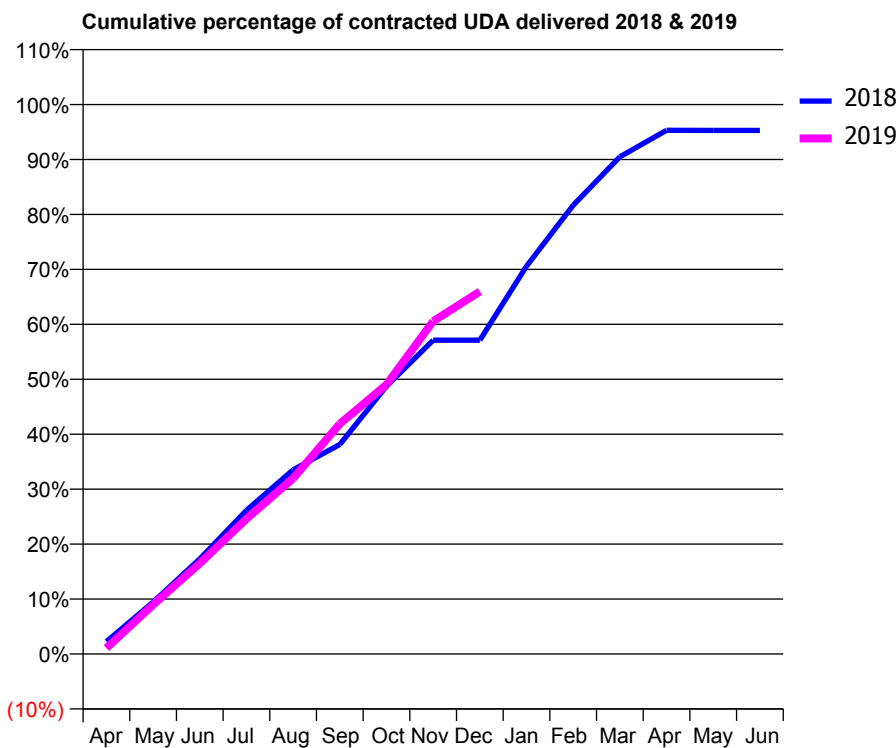
18/19 Contracted general activity (UDA)	29,737
Carry forward general activity (UDA)	0
18/19 Contracted orthodontic activity (UOA)	0
Carry forward orthodontic activity (UOA)	0
Baseline contract value	£793,240.06

ACCESS*

Patients seen in 24 months	Total	Change since previous quarter
Quarter ending December 2017	11,351	
Quarter ending March 2018	11,396	→
Quarter ending June 2018	11,511	→
Quarter ending September 2018	11,511	→
Quarter ending December 2018	11,516	→
Variance since December 2017	1.5%	→



ACTIVITY



Month	Adjusted Scheduled Activity (UDA)	
	2018	2019
April	675	323
May	2,810	2,663
June	5,146	4,901
July	7,776	7,311
August	9,967	9,509
September	11,338	12,461
October	14,497	14,577
November	16,983	18,005
December	16,983	19,619
January	20,991	
February	24,283	
March	26,905	
April	28,339	
May	28,335	
June	28,336	

QUALITY

	Quantity	Base Number	Contract	AT	Region	England
% of FP17s for the same patient ID Re-attending within 3 months - Children	214	3,087	6.9%	9.5%	11.3%	11.8%
% of FP17s for the same patient ID Re-attending within 3 months - Adults	1,334	9,569	13.9%	13.9%	15.3%	15.6%
% of FP17s for the same patient ID Re-attending between 3 & 9 months - Children	1,693	3,087	54.8%	59.6%	61.1%	58.8%
% of FP17s for the same patient ID Re-attending between 3 & 9 months - Adults	5,188	9,569	54.2%	50.6%	52.4%	51.0%
% of FP17s for Band 1 Urgent Courses	1,043	11,191	9.3%	10.0%	9.5%	9.0%
% of FP17s Relating to Free Repair or Replacements	156	11,191	1.4%	0.9%	0.7%	0.8%
% of FP17s Relating to Continuations	80	11,191	0.7%	1.0%	0.8%	0.9%
% of Patients satisfied with the dentistry they have received	6	6	N/A	93.6%	93.1%	93.2%
% of Patients satisfied with the time they had to wait for an appointment	6	6	N/A	85.2%	87.8%	88.3%

* This is based on patients treated on this contract for their most recent course of treatment. Figures in italics indicate the base number of FP17s or Patient Questionnaire responses are less than 100. N/A is shown where the base number of responses is less than 10 during the period. % is calculated as Quantity/Base number*100

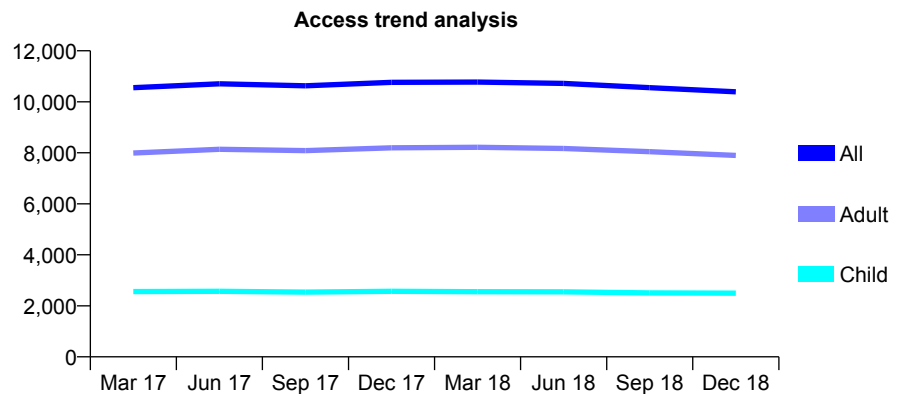
Q66 - Vital Signs At a Glance Contract Report for 196460/0001 - December 2018

Name or company name	The Windsor Place Partnership
Contract type name	GDS Contract
Purpose of contract	General
Contract start date	01/12/2014
Contract end date	

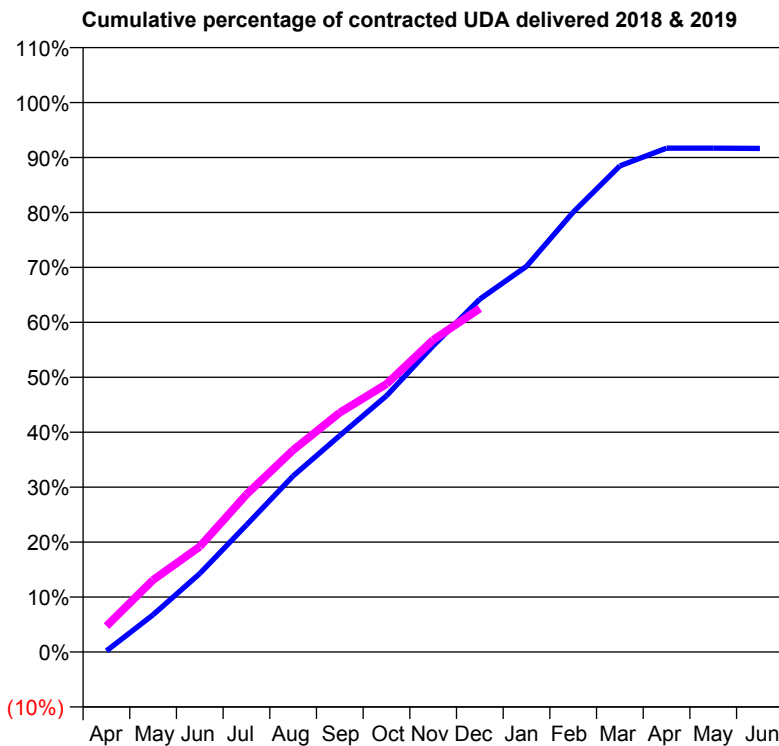
18/19 Contracted general activity (UDA)	34,038
Carry forward general activity (UDA)	0
18/19 Contracted orthodontic activity (UOA)	0
Carry forward orthodontic activity (UOA)	0
Baseline contract value	£945,666.31

ACCESS*

Patients seen in 24 months	Total	Change since previous quarter
Quarter ending December 2017	10,765	
Quarter ending March 2018	10,773	→
Quarter ending June 2018	10,720	→
Quarter ending September 2018	10,553	↓
Quarter ending December 2018	10,392	↓
Variance since December 2017	(3.5%)	↓



ACTIVITY



Month	Adjusted Scheduled Activity (UDA)	
	2018	2019
April	71	1,605
May	2,307	4,466
June	4,857	6,530
July	7,869	9,760
August	10,911	12,514
September	13,413	14,834
October	15,872	16,599
November	18,965	19,334
December	21,859	21,282
January	23,894	
February	27,242	
March	30,109	
April	31,211	
May	31,209	
June	31,196	

QUALITY

	Quantity	Base Number	Contract	AT	Region	England
% of FP17s for the same patient ID Re-attending within 3 months - Children	185	2,659	7.0%	9.5%	11.3%	11.8%
% of FP17s for the same patient ID Re-attending within 3 months - Adults	1,428	8,462	16.9%	13.9%	15.3%	15.6%
% of FP17s for the same patient ID Re-attending between 3 & 9 months - Children	1,667	2,659	62.7%	59.6%	61.1%	58.8%
% of FP17s for the same patient ID Re-attending between 3 & 9 months - Adults	4,918	8,462	58.1%	50.6%	52.4%	51.0%
% of FP17s for Band 1 Urgent Courses	1,476	10,625	13.9%	10.0%	9.5%	9.0%
% of FP17s Relating to Free Repair or Replacements	245	10,625	2.3%	0.9%	0.7%	0.8%
% of FP17s Relating to Continuations	126	10,625	1.2%	1.0%	0.8%	0.9%
% of Patients satisfied with the dentistry they have received	4	4	N/A	93.6%	93.1%	93.2%
% of Patients satisfied with the time they had to wait for an appointment	4	4	N/A	85.2%	87.8%	88.3%

* This is based on patients treated on this contract for their most recent course of treatment. Figures in italics indicate the base number of FP17s or Patient Questionnaire responses are less than 100. N/A is shown where the base number of responses is less than 10 during the period. % is calculated as Quantity/Base number*100

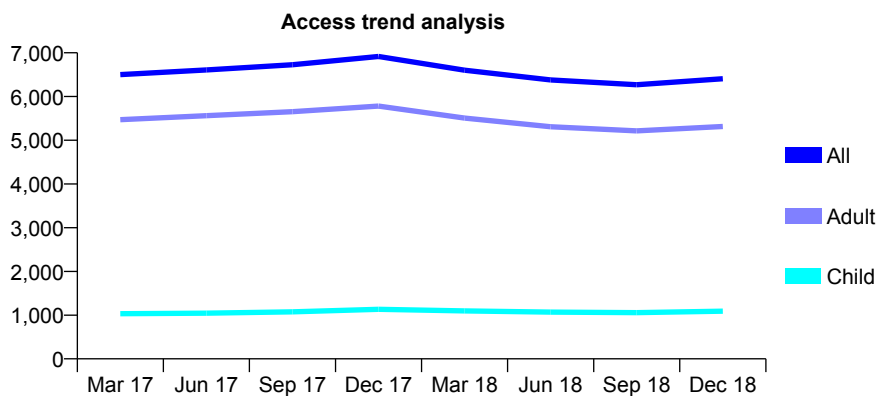
Q66 - Vital Signs At a Glance Contract Report for 196665/0001 - December 2018

Name or company name	Dr Jaswinder Dhariwal
Contract type name	GDS Contract
Purpose of contract	General
Contract start date	14/09/2015
Contract end date	

18/19 Contracted general activity (UDA)	28,000
Carry forward general activity (UDA)	0
18/19 Contracted orthodontic activity (UOA)	0
Carry forward orthodontic activity (UOA)	0
Baseline contract value	£752,844.01

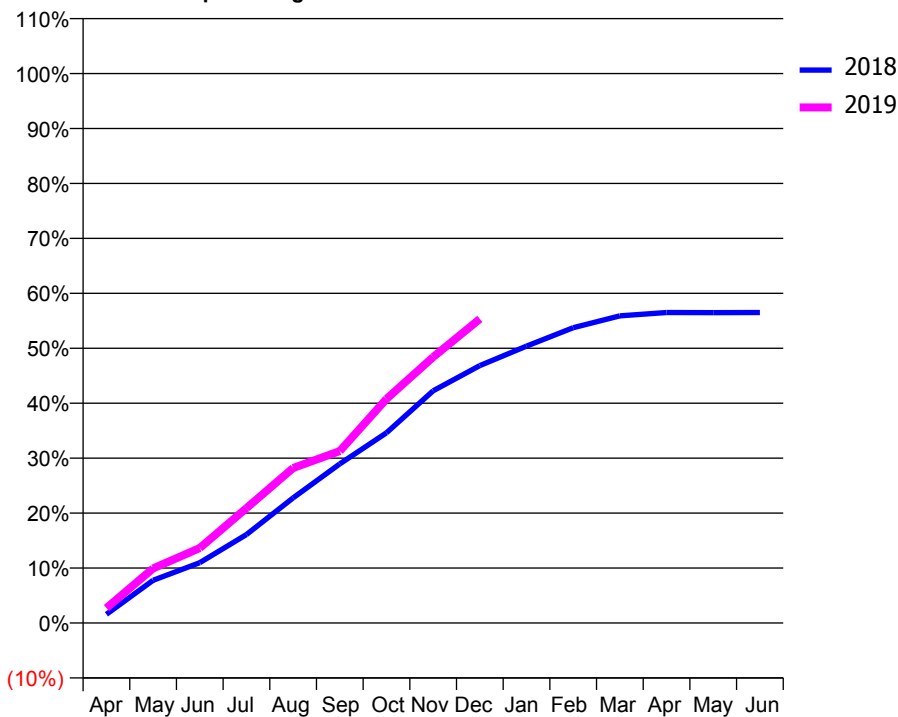
ACCESS*

Patients seen in 24 months	Total	Change since previous quarter
Quarter ending December 2017	6,915	
Quarter ending March 2018	6,601	↓
Quarter ending June 2018	6,379	↓
Quarter ending September 2018	6,270	↓
Quarter ending December 2018	6,406	↑
Variance since December 2017	(7.4%)	↓



ACTIVITY

Cumulative percentage of contracted UDA delivered 2018 & 2019



Month	Adjusted Scheduled Activity (UDA)	
	2018	2019
April	444	768
May	2,176	2,783
June	3,073	3,823
July	4,509	5,853
August	6,376	7,897
September	8,108	8,762
October	9,690	11,418
November	11,831	13,553
December	13,119	15,495
January	14,108	
February	15,047	
March	15,653	
April	15,819	
May	15,813	
June	15,825	

QUALITY

	Quantity	Base Number	Contract	AT	Region	England
% of FP17s for the same patient ID Re-attending within 3 months - Children	185	1,327	13.9%	9.5%	11.3%	11.8%
% of FP17s for the same patient ID Re-attending within 3 months - Adults	876	6,032	14.5%	13.9%	15.3%	15.6%
% of FP17s for the same patient ID Re-attending between 3 & 9 months - Children	638	1,327	48.1%	59.6%	61.1%	58.8%
% of FP17s for the same patient ID Re-attending between 3 & 9 months - Adults	3,129	6,032	51.9%	50.6%	52.4%	51.0%
% of FP17s for Band 1 Urgent Courses	707	7,230	9.8%	10.0%	9.5%	9.0%
% of FP17s Relating to Free Repair or Replacements	204	7,230	2.8%	0.9%	0.7%	0.8%
% of FP17s Relating to Continuations	80	7,230	1.1%	1.0%	0.8%	0.9%
% of Patients satisfied with the dentistry they have received	1	1	N/A	93.6%	93.1%	93.2%
% of Patients satisfied with the time they had to wait for an appointment	1	1	N/A	85.2%	87.8%	88.3%

* This is based on patients treated on this contract for their most recent course of treatment. Figures in italics indicate the base number of FP17s or Patient Questionnaire responses are less than 100. N/A is shown where the base number of responses is less than 10 during the period. % is calculated as Quantity/Base number*100

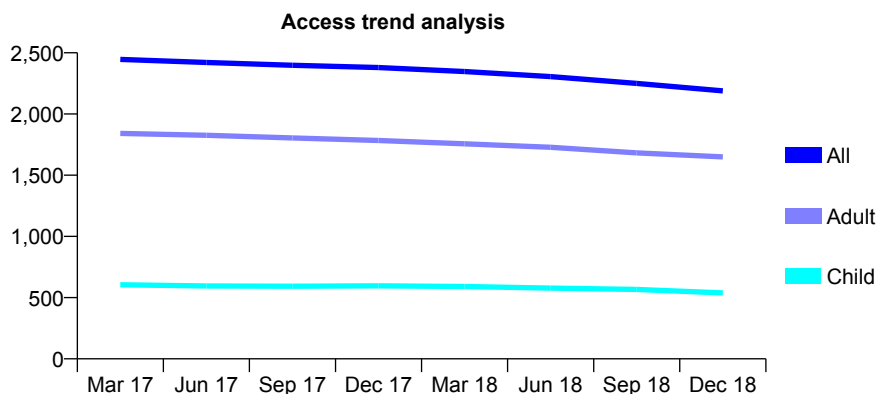
Q66 - Vital Signs At a Glance Contract Report for 196681/0001 - December 2018

Name or company name	Salcombe Dental Practice Limited
Contract type name	GDS Contract
Purpose of contract	General
Contract start date	01/04/2011
Contract end date	

18/19 Contracted general activity (UDA)	7,250
Carry forward general activity (UDA)	-60
18/19 Contracted orthodontic activity (UOA)	0
Carry forward orthodontic activity (UOA)	0
Baseline contract value	£194,231.12

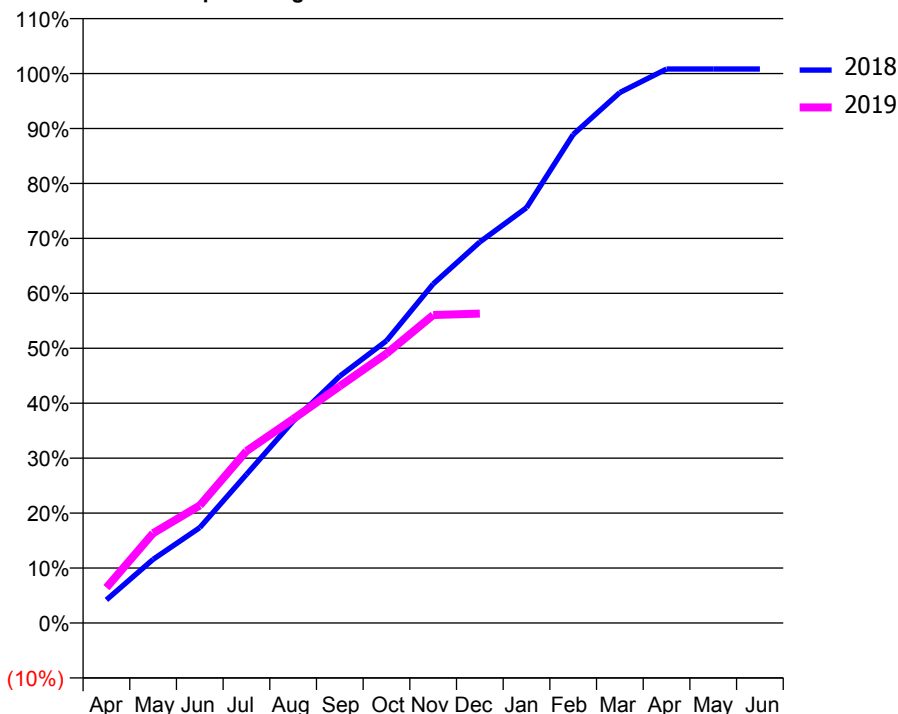
ACCESS*

Patients seen in 24 months	Total	Change since previous quarter
Quarter ending December 2017	2,380	
Quarter ending March 2018	2,347	↓
Quarter ending June 2018	2,306	↓
Quarter ending September 2018	2,250	↓
Quarter ending December 2018	2,189	↓
Variance since December 2017	(8.0%)	↓



ACTIVITY

Cumulative percentage of contracted UDA delivered 2018 & 2019



Month	Adjusted Scheduled Activity (UDA)	
	2018	2019
April	305	468
May	841	1,186
June	1,259	1,551
July	1,960	2,269
August	2,663	2,690
September	3,257	3,126
October	3,724	3,554
November	4,473	4,062
December	5,028	4,082
January	5,480	
February	6,445	
March	7,000	
April	7,310	
May	7,310	
June	7,310	

QUALITY

	Quantity	Base Number	Contract	AT	Region	England
% of FP17s for the same patient ID Re-attending within 3 months - Children	42	602	7.0%	9.5%	11.3%	11.8%
% of FP17s for the same patient ID Re-attending within 3 months - Adults	222	1,515	14.7%	13.9%	15.3%	15.6%
% of FP17s for the same patient ID Re-attending between 3 & 9 months - Children	424	602	70.4%	59.6%	61.1%	58.8%
% of FP17s for the same patient ID Re-attending between 3 & 9 months - Adults	950	1,515	62.7%	50.6%	52.4%	51.0%
% of FP17s for Band 1 Urgent Courses	235	1,982	11.9%	10.0%	9.5%	9.0%
% of FP17s Relating to Free Repair or Replacements	11	1,982	0.6%	0.9%	0.7%	0.8%
% of FP17s Relating to Continuations	29	1,982	1.5%	1.0%	0.8%	0.9%
% of Patients satisfied with the dentistry they have received	2	2	N/A	93.6%	93.1%	93.2%
% of Patients satisfied with the time they had to wait for an appointment	1	2	N/A	85.2%	87.8%	88.3%

* This is based on patients treated on this contract for their most recent course of treatment. Figures in italics indicate the base number of FP17s or Patient Questionnaire responses are less than 100. N/A is shown where the base number of responses is less than 10 during the period. % is calculated as Quantity/Base number*100

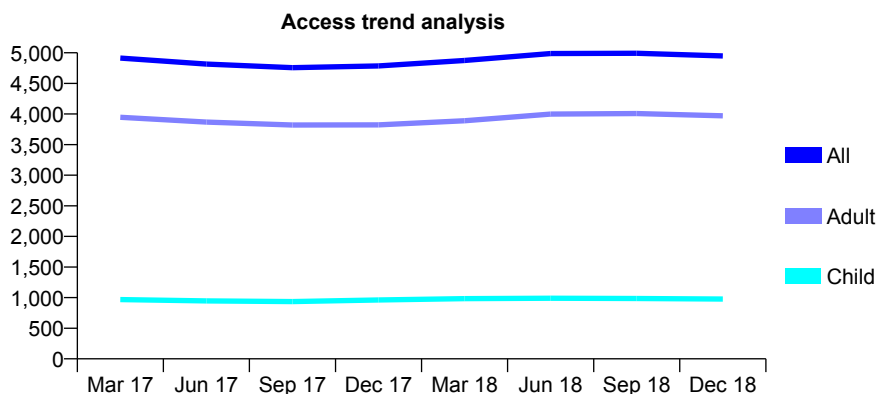
Q66 - Vital Signs At a Glance Contract Report for 197521/0001 - December 2018

Name or company name	Fresh Dental Health Care Limited
Contract type name	PDS Plus Contract
Purpose of contract	General
Contract start date	01/04/2010
Contract end date	30/06/2020

18/19 Contracted general activity (UDA)	14,300
Carry forward general activity (UDA)	365
18/19 Contracted orthodontic activity (UOA)	0
Carry forward orthodontic activity (UOA)	0
Baseline contract value	£235,674.52

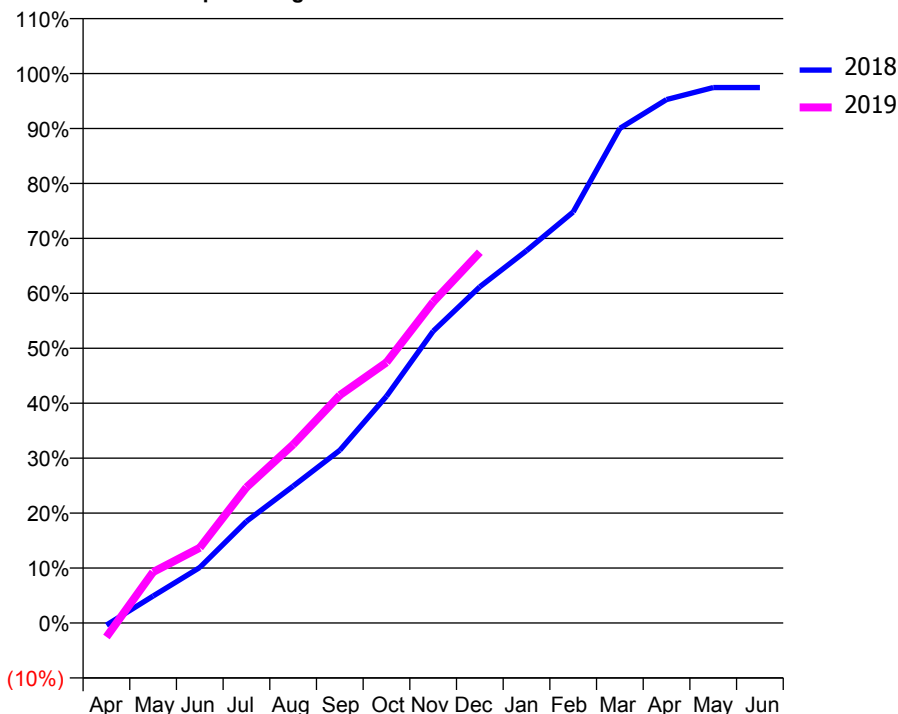
ACCESS*

Patients seen in 24 months	Total	Change since previous quarter
Quarter ending December 2017	4,785	
Quarter ending March 2018	4,874	→
Quarter ending June 2018	4,988	↑
Quarter ending September 2018	4,993	→
Quarter ending December 2018	4,948	→
Variance since December 2017	3.4%	↑



ACTIVITY

Cumulative percentage of contracted UDA delivered 2018 & 2019



Month	Adjusted Scheduled Activity (UDA)	
	2018	2019
April	-56	-365
May	704	1,327
June	1,445	1,960
July	2,647	3,530
August	3,560	4,646
September	4,497	5,929
October	5,901	6,782
November	7,594	8,356
December	8,751	9,650
January	9,692	
February	10,698	
March	12,874	
April	13,621	
May	13,934	
June	13,935	

QUALITY

	Quantity	Base Number	Contract	AT	Region	England
% of FP17s for the same patient ID Re-attending within 3 months - Children	67	942	7.1%	9.5%	11.3%	11.8%
% of FP17s for the same patient ID Re-attending within 3 months - Adults	637	3,939	16.2%	13.9%	15.3%	15.6%
% of FP17s for the same patient ID Re-attending between 3 & 9 months - Children	411	942	43.6%	59.6%	61.1%	58.8%
% of FP17s for the same patient ID Re-attending between 3 & 9 months - Adults	1,785	3,939	45.3%	50.6%	52.4%	51.0%
% of FP17s for Band 1 Urgent Courses	503	4,549	11.1%	10.0%	9.5%	9.0%
% of FP17s Relating to Free Repair or Replacements	57	4,549	1.3%	0.9%	0.7%	0.8%
% of FP17s Relating to Continuations	25	4,549	0.5%	1.0%	0.8%	0.9%
% of Patients satisfied with the dentistry they have received	1	1	N/A	93.6%	93.1%	93.2%
% of Patients satisfied with the time they had to wait for an appointment	1	1	N/A	85.2%	87.8%	88.3%

* This is based on patients treated on this contract for their most recent course of treatment. Figures in italics indicate the base number of FP17s or Patient Questionnaire responses are less than 100. N/A is shown where the base number of responses is less than 10 during the period. % is calculated as Quantity/Base number*100

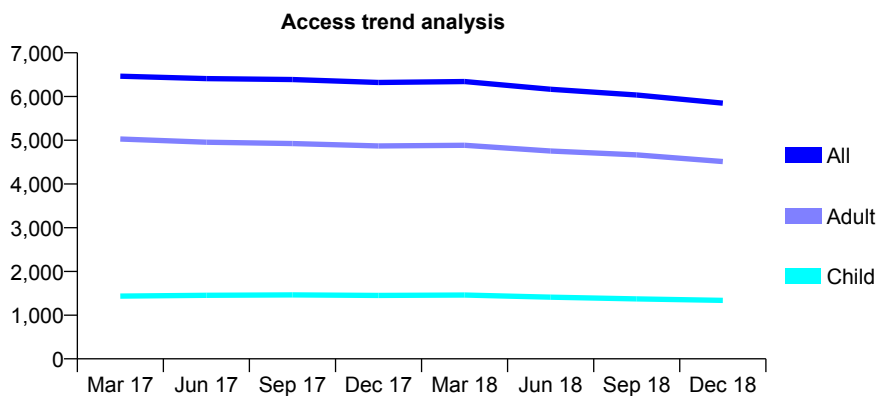
Q66 - Vital Signs At a Glance Contract Report for 197971/0001 - December 2018

Name or company name	Maidwell Dental Practice Limited
Contract type name	GDS Contract
Purpose of contract	General
Contract start date	01/08/2010
Contract end date	

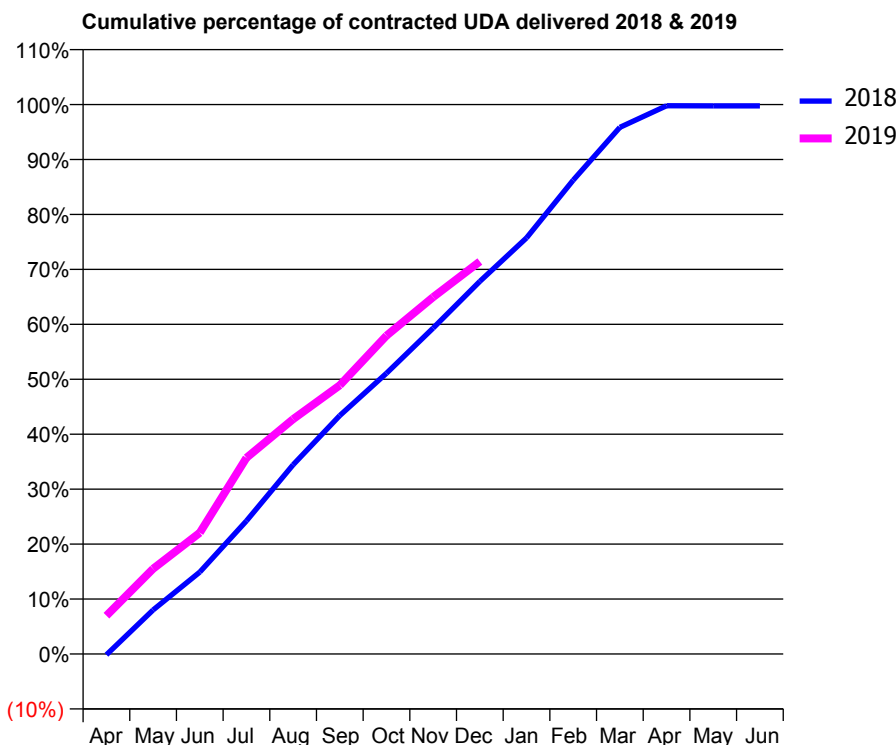
18/19 Contracted general activity (UDA)	13,293
Carry forward general activity (UDA)	40
18/19 Contracted orthodontic activity (UOA)	0
Carry forward orthodontic activity (UOA)	0
Baseline contract value	£359,616.86

ACCESS*

Patients seen in 24 months	Total	Change since previous quarter
Quarter ending December 2017	6,320	
Quarter ending March 2018	6,344	→
Quarter ending June 2018	6,165	↓
Quarter ending September 2018	6,036	↓
Quarter ending December 2018	5,849	↓
Variance since December 2017	(7.5%)	↓



ACTIVITY



Month	Adjusted Scheduled Activity (UDA)	
	2018	2019
April	-27	928
May	1,305	2,061
June	2,428	2,935
July	3,947	4,745
August	5,613	5,682
September	7,071	6,501
October	8,326	7,702
November	9,664	8,633
December	11,050	9,497
January	12,337	
February	14,048	
March	15,616	
April	16,258	
May	16,254	
June	16,253	

QUALITY

	Quantity	Base Number	Contract	AT	Region	England
% of FP17s for the same patient ID Re-attending within 3 months - Children	72	1,212	5.9%	9.5%	11.3%	11.8%
% of FP17s for the same patient ID Re-attending within 3 months - Adults	570	4,083	14.0%	13.9%	15.3%	15.6%
% of FP17s for the same patient ID Re-attending between 3 & 9 months - Children	752	1,212	62.0%	59.6%	61.1%	58.8%
% of FP17s for the same patient ID Re-attending between 3 & 9 months - Adults	2,312	4,083	56.6%	50.6%	52.4%	51.0%
% of FP17s for Band 1 Urgent Courses	314	4,967	6.3%	10.0%	9.5%	9.0%
% of FP17s Relating to Free Repair or Replacements	19	4,967	0.4%	0.9%	0.7%	0.8%
% of FP17s Relating to Continuations	140	4,967	2.8%	1.0%	0.8%	0.9%
% of Patients satisfied with the dentistry they have received	1	1	N/A	93.6%	93.1%	93.2%
% of Patients satisfied with the time they had to wait for an appointment	0	1	N/A	85.2%	87.8%	88.3%

* This is based on patients treated on this contract for their most recent course of treatment. Figures in italics indicate the base number of FP17s or Patient Questionnaire responses are less than 100. N/A is shown where the base number of responses is less than 10 during the period. % is calculated as Quantity/Base number*100

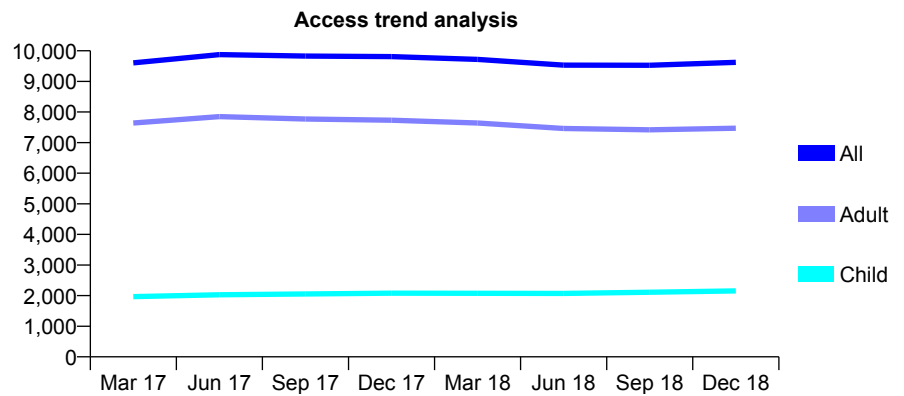
Q66 - Vital Signs At a Glance Contract Report for 198382/0001 - December 2018

Name or company name	Bond Street Dental Partners
Contract type name	GDS Contract
Purpose of contract	General
Contract start date	01/07/2015
Contract end date	

18/19 Contracted general activity (UDA)	33,000
Carry forward general activity (UDA)	0
18/19 Contracted orthodontic activity (UOA)	0
Carry forward orthodontic activity (UOA)	0
Baseline contract value	£880,281.21

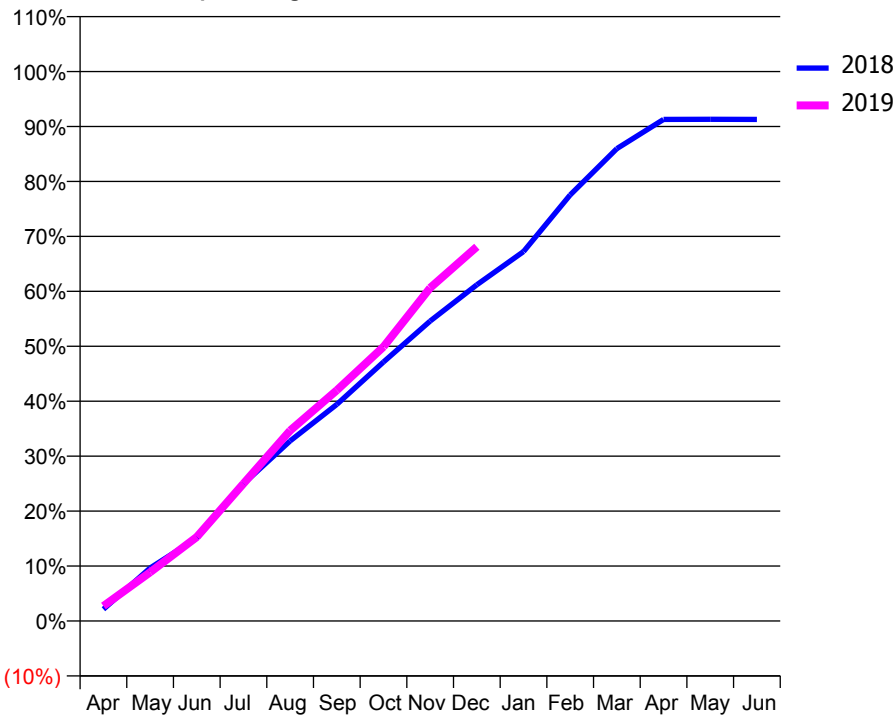
ACCESS*

Patients seen in 24 months	Total	Change since previous quarter
Quarter ending December 2017	9,811	
Quarter ending March 2018	9,718	→
Quarter ending June 2018	9,532	↓
Quarter ending September 2018	9,529	→
Quarter ending December 2018	9,625	→
Variance since December 2017	(1.9%)	↓



ACTIVITY

Cumulative percentage of contracted UDA delivered 2018 & 2019



Month	Adjusted Scheduled Activity (UDA)	
	2018	2019
April	709	901
May	3,184	2,924
June	4,978	5,046
July	8,238	8,255
August	10,813	11,437
September	13,011	13,855
October	15,556	16,471
November	18,014	20,008
December	20,192	22,471
January	22,183	
February	25,590	
March	28,369	
April	30,126	
May	30,127	
June	30,120	

QUALITY

	Quantity	Base Number	Contract	AT	Region	England
% of FP17s for the same patient ID Re-attending within 3 months - Children	137	2,310	5.9%	9.5%	11.3%	11.8%
% of FP17s for the same patient ID Re-attending within 3 months - Adults	950	6,713	14.2%	13.9%	15.3%	15.6%
% of FP17s for the same patient ID Re-attending between 3 & 9 months - Children	1,270	2,310	55.0%	59.6%	61.1%	58.8%
% of FP17s for the same patient ID Re-attending between 3 & 9 months - Adults	2,620	6,713	39.0%	50.6%	52.4%	51.0%
% of FP17s for Band 1 Urgent Courses	668	8,423	7.9%	10.0%	9.5%	9.0%
% of FP17s Relating to Free Repair or Replacements	113	8,423	1.3%	0.9%	0.7%	0.8%
% of FP17s Relating to Continuations	26	8,423	0.3%	1.0%	0.8%	0.9%
% of Patients satisfied with the dentistry they have received	7	8	N/A	93.6%	93.1%	93.2%
% of Patients satisfied with the time they had to wait for an appointment	6	8	N/A	85.2%	87.8%	88.3%

* This is based on patients treated on this contract for their most recent course of treatment. Figures in italics indicate the base number of FP17s or Patient Questionnaire responses are less than 100. N/A is shown where the base number of responses is less than 10 during the period. % is calculated as Quantity/Base number*100

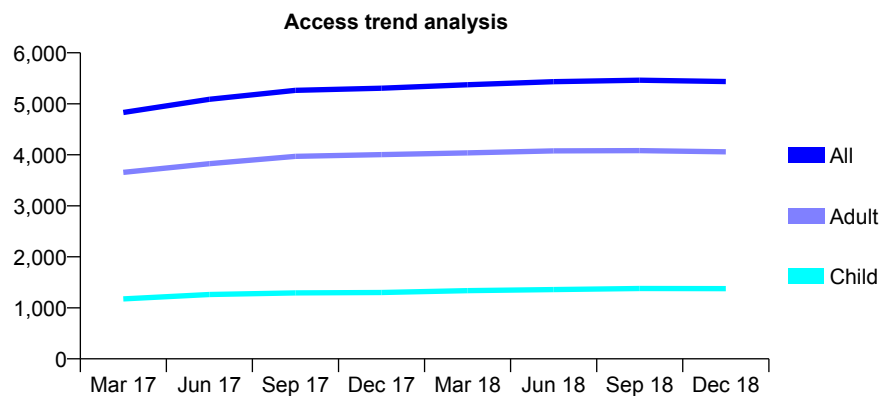
Q66 - Vital Signs At a Glance Contract Report for 199109/0001 - December 2018

Name or company name	Central Park Dental Practice Limited
Contract type name	GDS Contract
Purpose of contract	General
Contract start date	01/04/2010
Contract end date	

18/19 Contracted general activity (UDA)	14,000
Carry forward general activity (UDA)	0
18/19 Contracted orthodontic activity (UOA)	0
Carry forward orthodontic activity (UOA)	0
Baseline contract value	£362,569.32

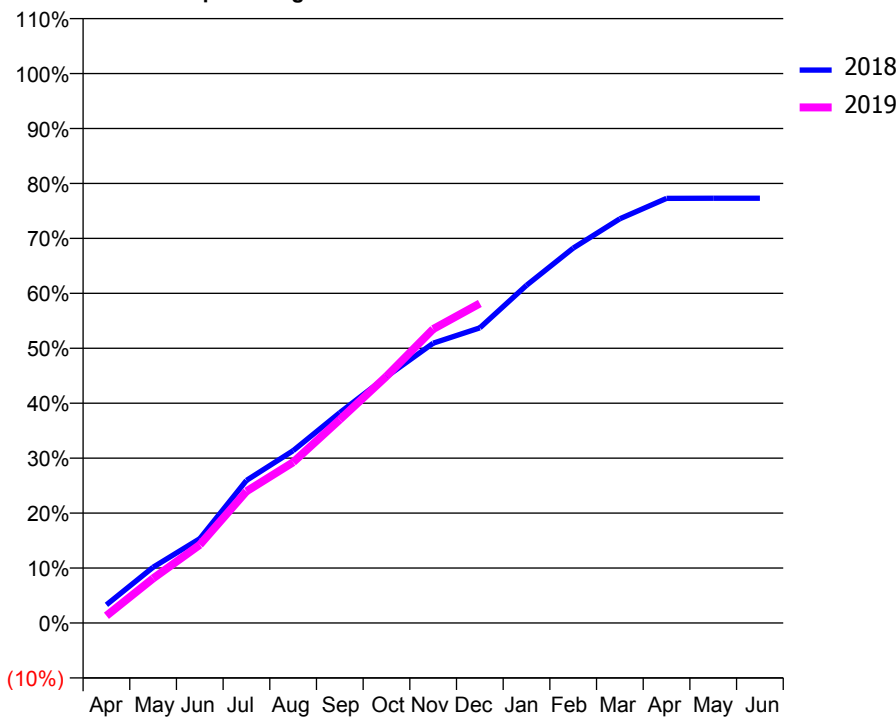
ACCESS*

Patients seen in 24 months	Total	Change since previous quarter
Quarter ending December 2017	5,305	
Quarter ending March 2018	5,375	→
Quarter ending June 2018	5,435	→
Quarter ending September 2018	5,462	→
Quarter ending December 2018	5,436	→
Variance since December 2017	2.5%	↑



ACTIVITY

Cumulative percentage of contracted UDA delivered 2018 & 2019



Month	Adjusted Scheduled Activity (UDA)	
	2018	2019
April	596	185
May	1,827	1,136
June	2,762	1,994
July	4,672	3,356
August	5,648	4,097
September	6,891	5,183
October	8,068	6,286
November	9,168	7,490
December	9,670	8,140
January	11,062	
February	12,279	
March	13,241	
April	13,911	
May	13,913	
June	13,913	

QUALITY

	Quantity	Base Number	Contract	AT	Region	England
% of FP17s for the same patient ID Re-attending within 3 months - Children	84	1,311	6.4%	9.5%	11.3%	11.8%
% of FP17s for the same patient ID Re-attending within 3 months - Adults	451	3,535	12.8%	13.9%	15.3%	15.6%
% of FP17s for the same patient ID Re-attending between 3 & 9 months - Children	687	1,311	52.4%	59.6%	61.1%	58.8%
% of FP17s for the same patient ID Re-attending between 3 & 9 months - Adults	1,659	3,535	46.9%	50.6%	52.4%	51.0%
% of FP17s for Band 1 Urgent Courses	207	3,805	5.4%	10.0%	9.5%	9.0%
% of FP17s Relating to Free Repair or Replacements	34	3,805	0.9%	0.9%	0.7%	0.8%
% of FP17s Relating to Continuations	73	3,805	1.9%	1.0%	0.8%	0.9%
% of Patients satisfied with the dentistry they have received	4	4	N/A	93.6%	93.1%	93.2%
% of Patients satisfied with the time they had to wait for an appointment	4	4	N/A	85.2%	87.8%	88.3%

* This is based on patients treated on this contract for their most recent course of treatment. Figures in italics indicate the base number of FP17s or Patient Questionnaire responses are less than 100. N/A is shown where the base number of responses is less than 10 during the period. % is calculated as Quantity/Base number*100

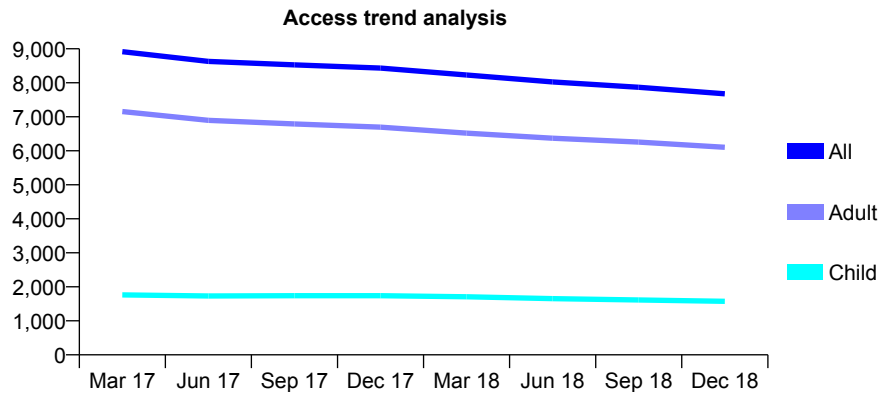
Q66 - Vital Signs At a Glance Contract Report for 199222/0001 - December 2018

Name or company name	Green Lane Dental Practice Partnership
Contract type name	GDS Contract
Purpose of contract	General
Contract start date	24/01/2013
Contract end date	

18/19 Contracted general activity (UDA)	16,211
Carry forward general activity (UDA)	0
18/19 Contracted orthodontic activity (UOA)	0
Carry forward orthodontic activity (UOA)	0
Baseline contract value	£432,468.22

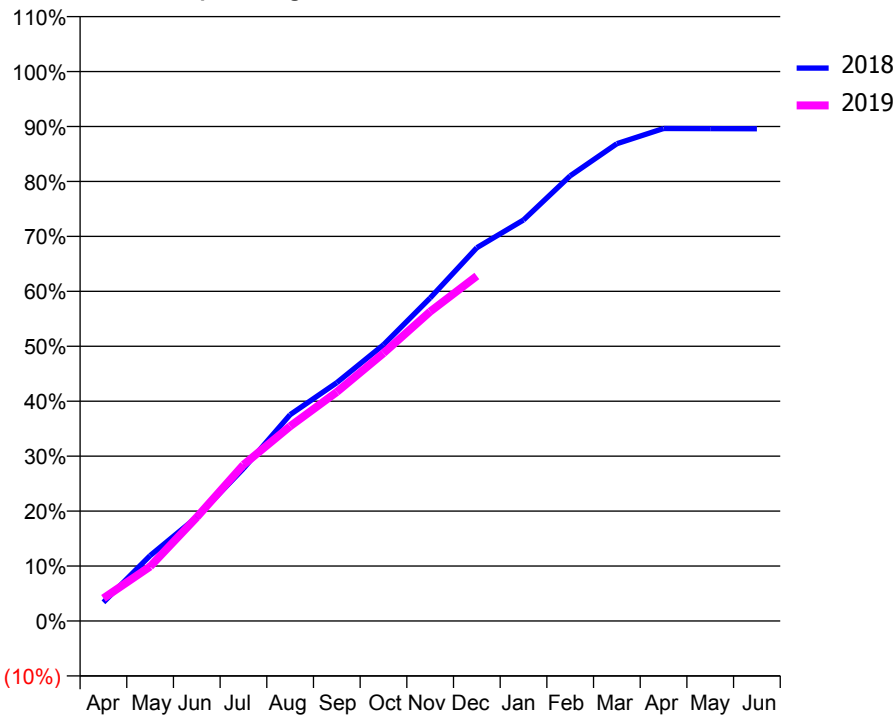
ACCESS*

Patients seen in 24 months	Total	Change since previous quarter
Quarter ending December 2017	8,435	
Quarter ending March 2018	8,229	↓
Quarter ending June 2018	8,024	↓
Quarter ending September 2018	7,869	↓
Quarter ending December 2018	7,678	↓
Variance since December 2017	(9.0%)	↓



ACTIVITY

Cumulative percentage of contracted UDA delivered 2018 & 2019



Month	Adjusted Scheduled Activity (UDA)	
	2018	2019
April	855	673
May	2,978	1,608
June	4,732	3,061
July	6,939	4,609
August	9,390	5,745
September	10,848	6,756
October	12,572	7,903
November	14,702	9,129
December	16,993	10,180
January	18,255	
February	20,263	
March	21,725	
April	22,419	
May	22,413	
June	22,407	

QUALITY

	Quantity	Base Number	Contract	AT	Region	England
% of FP17s for the same patient ID Re-attending within 3 months - Children	67	1,061	6.3%	9.5%	11.3%	11.8%
% of FP17s for the same patient ID Re-attending within 3 months - Adults	477	3,895	12.2%	13.9%	15.3%	15.6%
% of FP17s for the same patient ID Re-attending between 3 & 9 months - Children	430	1,061	40.5%	59.6%	61.1%	58.8%
% of FP17s for the same patient ID Re-attending between 3 & 9 months - Adults	1,538	3,895	39.5%	50.6%	52.4%	51.0%
% of FP17s for Band 1 Urgent Courses	580	4,685	12.4%	10.0%	9.5%	9.0%
% of FP17s Relating to Free Repair or Replacements	35	4,685	0.7%	0.9%	0.7%	0.8%
% of FP17s Relating to Continuations	66	4,685	1.4%	1.0%	0.8%	0.9%
% of Patients satisfied with the dentistry they have received	4	4	N/A	93.6%	93.1%	93.2%
% of Patients satisfied with the time they had to wait for an appointment	2	4	N/A	85.2%	87.8%	88.3%

* This is based on patients treated on this contract for their most recent course of treatment. Figures in italics indicate the base number of FP17s or Patient Questionnaire responses are less than 100. N/A is shown where the base number of responses is less than 10 during the period. % is calculated as Quantity/Base number*100

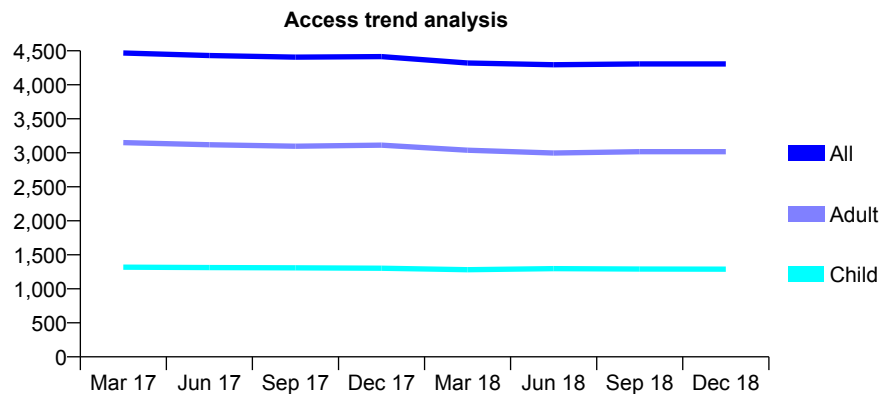
Q66 - Vital Signs At a Glance Contract Report for 199672/0001 - December 2018

Name or company name	Murgelas Practice Management Ltd
Contract type name	GDS Contract
Purpose of contract	General
Contract start date	01/06/2010
Contract end date	

18/19 Contracted general activity (UDA)	13,730
Carry forward general activity (UDA)	0
18/19 Contracted orthodontic activity (UOA)	0
Carry forward orthodontic activity (UOA)	0
Baseline contract value	£365,603.17

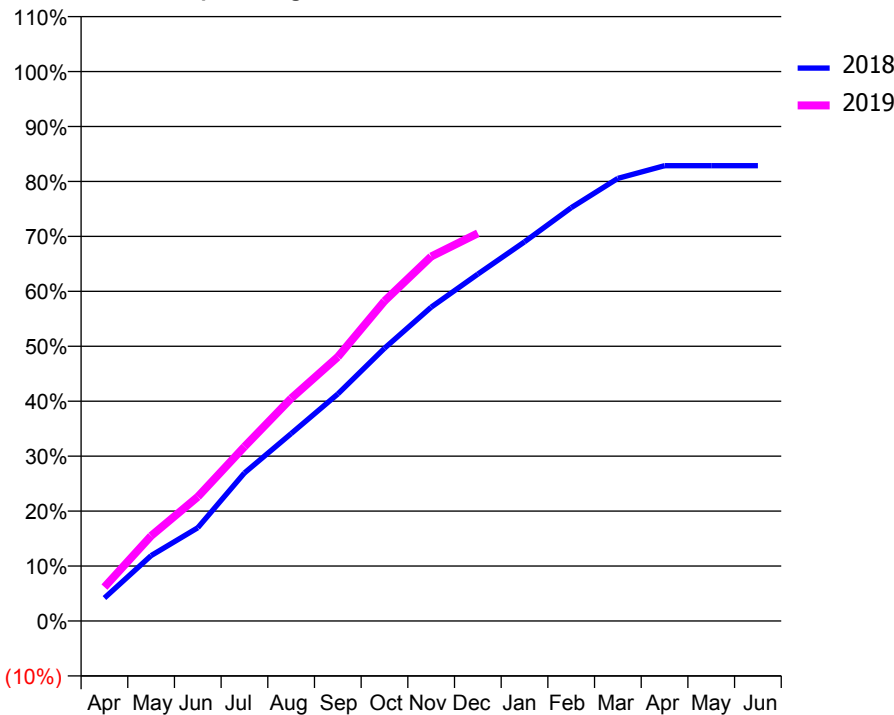
ACCESS*

Patients seen in 24 months	Total	Change since previous quarter
Quarter ending December 2017	4,415	
Quarter ending March 2018	4,321	↓
Quarter ending June 2018	4,295	→
Quarter ending September 2018	4,307	→
Quarter ending December 2018	4,306	→
Variance since December 2017	(2.5%)	↓



ACTIVITY

Cumulative percentage of contracted UDA delivered 2018 & 2019



Month	Adjusted Scheduled Activity (UDA)	
	2018	2019
April	594	848
May	1,693	2,128
June	2,414	3,105
July	3,836	4,357
August	4,854	5,562
September	5,878	6,599
October	7,062	7,995
November	8,128	9,108
December	8,984	9,686
January	9,818	
February	10,704	
March	11,464	
April	11,791	
May	11,791	
June	11,791	

QUALITY

	Quantity	Base Number	Contract	AT	Region	England
% of FP17s for the same patient ID Re-attending within 3 months - Children	87	1,500	5.8%	9.5%	11.3%	11.8%
% of FP17s for the same patient ID Re-attending within 3 months - Adults	371	3,034	12.2%	13.9%	15.3%	15.6%
% of FP17s for the same patient ID Re-attending between 3 & 9 months - Children	891	1,500	59.4%	59.6%	61.1%	58.8%
% of FP17s for the same patient ID Re-attending between 3 & 9 months - Adults	1,455	3,034	48.0%	50.6%	52.4%	51.0%
% of FP17s for Band 1 Urgent Courses	306	4,376	7.0%	10.0%	9.5%	9.0%
% of FP17s Relating to Free Repair or Replacements	12	4,376	0.3%	0.9%	0.7%	0.8%
% of FP17s Relating to Continuations	37	4,376	0.8%	1.0%	0.8%	0.9%
% of Patients satisfied with the dentistry they have received	5	5	N/A	93.6%	93.1%	93.2%
% of Patients satisfied with the time they had to wait for an appointment	3	5	N/A	85.2%	87.8%	88.3%

* This is based on patients treated on this contract for their most recent course of treatment. Figures in italics indicate the base number of FP17s or Patient Questionnaire responses are less than 100. N/A is shown where the base number of responses is less than 10 during the period. % is calculated as Quantity/Base number*100

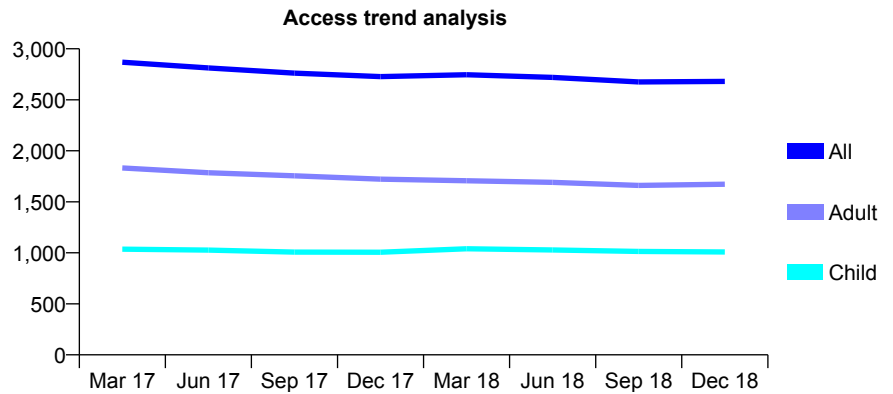
Q66 - Vital Signs At a Glance Contract Report for 199982/0001 - December 2018

Name or company name	The White House Dental Surgery
Contract type name	GDS Contract
Purpose of contract	General
Contract start date	01/11/2007
Contract end date	

18/19 Contracted general activity (UDA)	6,461
Carry forward general activity (UDA)	0
18/19 Contracted orthodontic activity (UOA)	0
Carry forward orthodontic activity (UOA)	0
Baseline contract value	£151,618.88

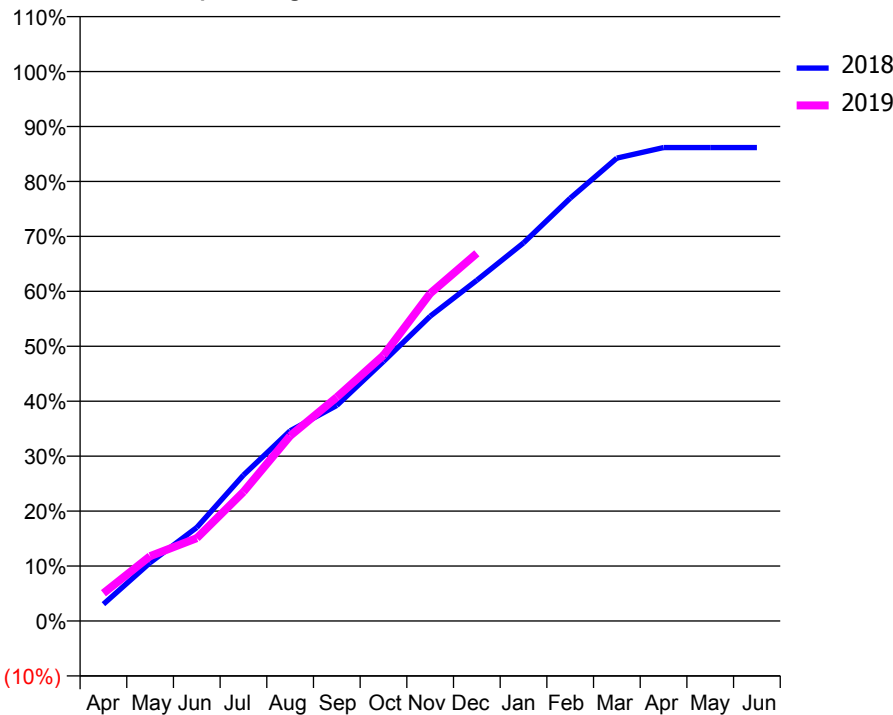
ACCESS*

Patients seen in 24 months	Total	Change since previous quarter
Quarter ending December 2017	2,728	
Quarter ending March 2018	2,746	→
Quarter ending June 2018	2,719	→
Quarter ending September 2018	2,675	↓
Quarter ending December 2018	2,681	→
Variance since December 2017	(1.7%)	↓



ACTIVITY

Cumulative percentage of contracted UDA delivered 2018 & 2019



Month	Adjusted Scheduled Activity (UDA)	
	2018	2019
April	230	327
May	792	763
June	1,271	975
July	1,981	1,518
August	2,583	2,177
September	2,926	2,631
October	3,525	3,125
November	4,138	3,851
December	4,626	4,324
January	5,135	
February	5,741	
March	6,285	
April	6,429	
May	6,429	
June	6,429	

QUALITY

	Quantity	Base Number	Contract	AT	Region	England
% of FP17s for the same patient ID Re-attending within 3 months - Children	42	1,065	3.9%	9.5%	11.3%	11.8%
% of FP17s for the same patient ID Re-attending within 3 months - Adults	177	1,527	11.6%	13.9%	15.3%	15.6%
% of FP17s for the same patient ID Re-attending between 3 & 9 months - Children	669	1,065	62.8%	59.6%	61.1%	58.8%
% of FP17s for the same patient ID Re-attending between 3 & 9 months - Adults	712	1,527	46.6%	50.6%	52.4%	51.0%
% of FP17s for Band 1 Urgent Courses	140	2,526	5.5%	10.0%	9.5%	9.0%
% of FP17s Relating to Free Repair or Replacements	17	2,526	0.7%	0.9%	0.7%	0.8%
% of FP17s Relating to Continuations	37	2,526	1.5%	1.0%	0.8%	0.9%
% of Patients satisfied with the dentistry they have received	2	2	N/A	93.6%	93.1%	93.2%
% of Patients satisfied with the time they had to wait for an appointment	2	2	N/A	85.2%	87.8%	88.3%

* This is based on patients treated on this contract for their most recent course of treatment. Figures in italics indicate the base number of FP17s or Patient Questionnaire responses are less than 100. N/A is shown where the base number of responses is less than 10 during the period. % is calculated as Quantity/Base number*100

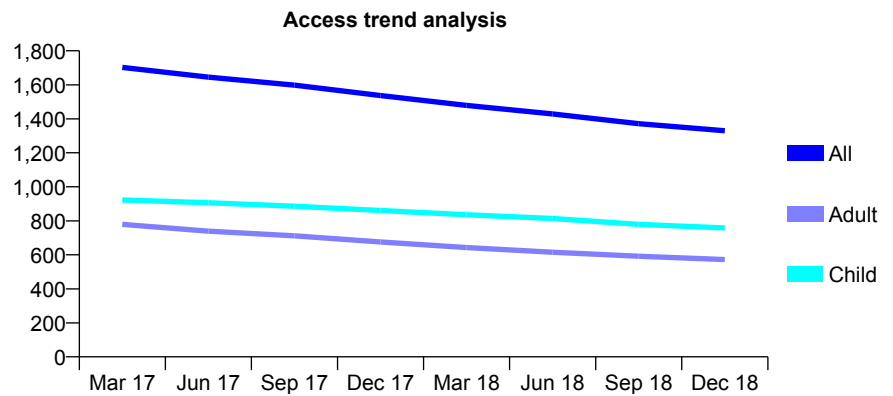
Q66 - Vital Signs At a Glance Contract Report for 199990/0003 - December 2018

Name or company name	Endsleigh Dental Practices Limited
Contract type name	GDS Contract
Purpose of contract	General
Contract start date	01/09/2006
Contract end date	

18/19 Contracted general activity (UDA)	2,250
Carry forward general activity (UDA)	0
18/19 Contracted orthodontic activity (UOA)	0
Carry forward orthodontic activity (UOA)	0
Baseline contract value	£61,536.19

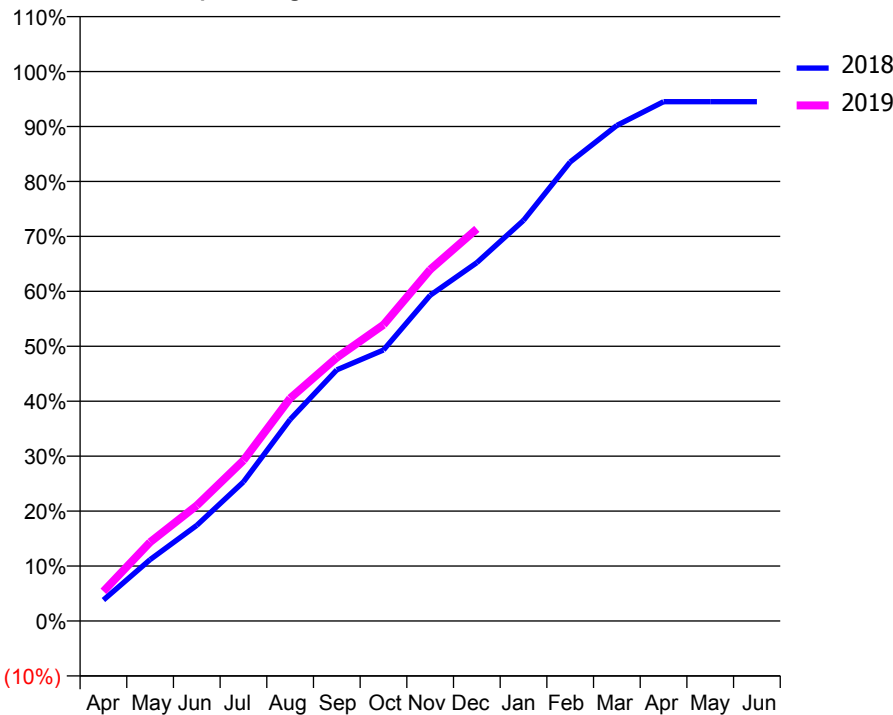
ACCESS*

Patients seen in 24 months	Total	Change since previous quarter
Quarter ending December 2017	1,537	
Quarter ending March 2018	1,479	↓
Quarter ending June 2018	1,429	↓
Quarter ending September 2018	1,371	↓
Quarter ending December 2018	1,330	↓
Variance since December 2017	(13.5%)	↓



ACTIVITY

Cumulative percentage of contracted UDA delivered 2018 & 2019



Adjusted Scheduled Activity (UDA)		
Month	2018	2019
April	96	121
May	279	323
June	435	473
July	633	658
August	917	912
September	1,143	1,079
October	1,233	1,213
November	1,482	1,439
December	1,630	1,605
January	1,823	
February	2,088	
March	2,255	
April	2,363	
May	2,363	
June	2,363	

QUALITY

	Quantity	Base Number	Contract	AT	Region	England
% of FP17s for the same patient ID Re-attending within 3 months - Children	48	797	6.0%	9.5%	11.3%	11.8%
% of FP17s for the same patient ID Re-attending within 3 months - Adults	27	408	6.6%	13.9%	15.3%	15.6%
% of FP17s for the same patient ID Re-attending between 3 & 9 months - Children	472	797	59.2%	59.6%	61.1%	58.8%
% of FP17s for the same patient ID Re-attending between 3 & 9 months - Adults	246	408	60.3%	50.6%	52.4%	51.0%
% of FP17s for Band 1 Urgent Courses	37	1,135	3.3%	10.0%	9.5%	9.0%
% of FP17s Relating to Free Repair or Replacements	0	1,135	0.0%	0.9%	0.7%	0.8%
% of FP17s Relating to Continuations	10	1,135	0.9%	1.0%	0.8%	0.9%
% of Patients satisfied with the dentistry they have received	2	2	N/A	93.6%	93.1%	93.2%
% of Patients satisfied with the time they had to wait for an appointment	2	2	N/A	85.2%	87.8%	88.3%

* This is based on patients treated on this contract for their most recent course of treatment. Figures in italics indicate the base number of FP17s or Patient Questionnaire responses are less than 100. N/A is shown where the base number of responses is less than 10 during the period. % is calculated as Quantity/Base number*100

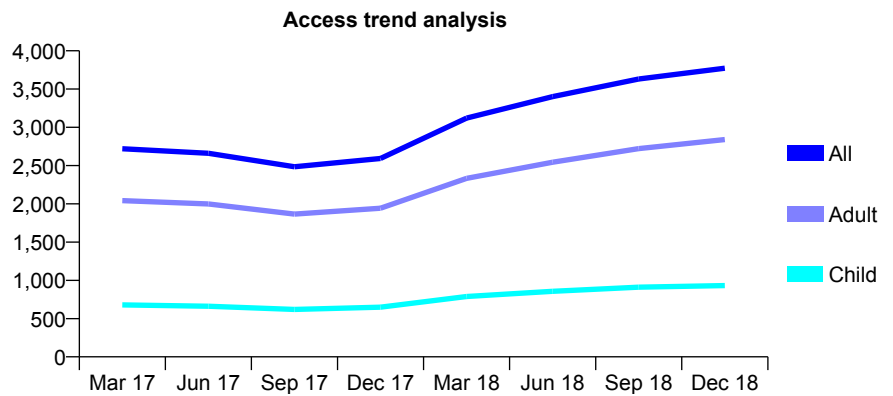
Q66 - Vital Signs At a Glance Contract Report for 221171/0001 - December 2018

Name or company name	MR MB RETALLACK
Contract type name	GDS Contract
Purpose of contract	General
Contract start date	01/08/2008
Contract end date	

18/19 Contracted general activity (UDA)	10,500
Carry forward general activity (UDA)	1,109
18/19 Contracted orthodontic activity (UOA)	0
Carry forward orthodontic activity (UOA)	0
Baseline contract value	£258,051.62

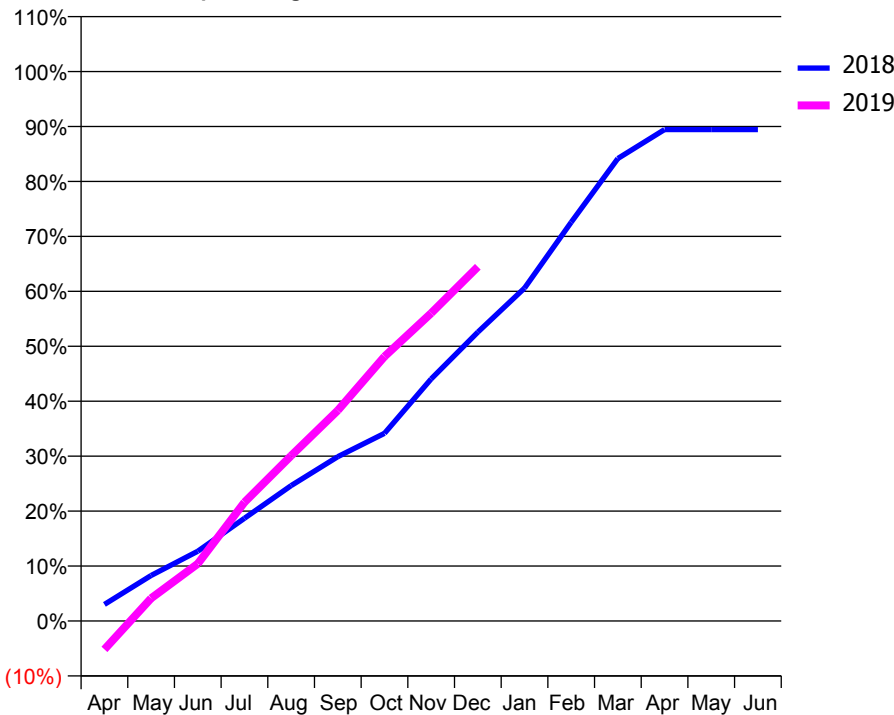
ACCESS*

Patients seen in 24 months	Total	Change since previous quarter
Quarter ending December 2017	2,593	
Quarter ending March 2018	3,121	↑
Quarter ending June 2018	3,401	↑
Quarter ending September 2018	3,631	↑
Quarter ending December 2018	3,772	↑
Variance since December 2017	45.5%	↑



ACTIVITY

Cumulative percentage of contracted UDA delivered 2018 & 2019



Month	Adjusted Scheduled Activity (UDA)	
	2018	2019
April	317	-544
May	869	434
June	1,334	1,094
July	1,963	2,268
August	2,587	3,158
September	3,140	4,024
October	3,586	5,053
November	4,626	5,883
December	5,519	6,769
January	6,360	
February	7,619	
March	8,837	
April	9,390	
May	9,391	
June	9,391	

QUALITY

	Quantity	Base Number	Contract	AT	Region	England
% of FP17s for the same patient ID Re-attending within 3 months - Children	84	1,144	7.3%	9.5%	11.3%	11.8%
% of FP17s for the same patient ID Re-attending within 3 months - Adults	517	3,287	15.7%	13.9%	15.3%	15.6%
% of FP17s for the same patient ID Re-attending between 3 & 9 months - Children	648	1,144	56.6%	59.6%	61.1%	58.8%
% of FP17s for the same patient ID Re-attending between 3 & 9 months - Adults	1,346	3,287	40.9%	50.6%	52.4%	51.0%
% of FP17s for Band 1 Urgent Courses	378	4,231	8.9%	10.0%	9.5%	9.0%
% of FP17s Relating to Free Repair or Replacements	127	4,231	3.0%	0.9%	0.7%	0.8%
% of FP17s Relating to Continuations	18	4,231	0.4%	1.0%	0.8%	0.9%
% of Patients satisfied with the dentistry they have received	5	5	N/A	93.6%	93.1%	93.2%
% of Patients satisfied with the time they had to wait for an appointment	5	5	N/A	85.2%	87.8%	88.3%

* This is based on patients treated on this contract for their most recent course of treatment. Figures in italics indicate the base number of FP17s or Patient Questionnaire responses are less than 100. N/A is shown where the base number of responses is less than 10 during the period. % is calculated as Quantity/Base number*100

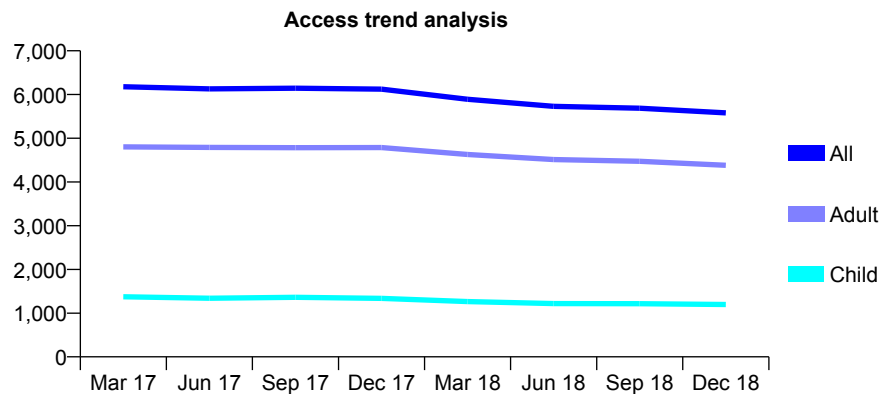
Q66 - Vital Signs At a Glance Contract Report for 229342/0001 - December 2018

Name or company name	MR IJ MILLS
Contract type name	GDS Contract
Purpose of contract	General and Orthodontic
Contract start date	01/04/2006
Contract end date	

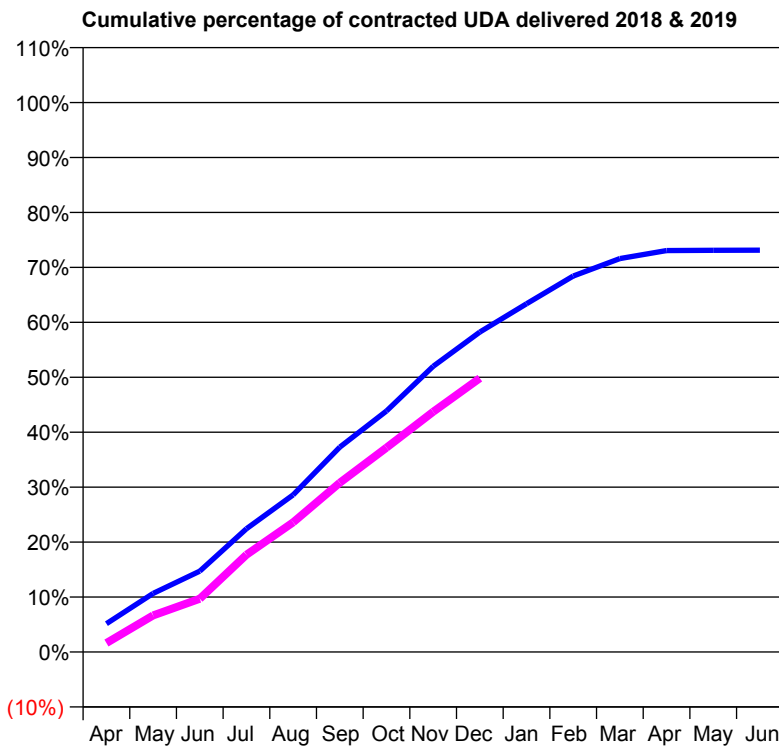
18/19 Contracted general activity (UDA)	17,382
Carry forward general activity (UDA)	0
18/19 Contracted orthodontic activity (UOA)	1,004
Carry forward orthodontic activity (UOA)	18
Baseline contract value	£803,552.40

ACCESS*

Patients seen in 24 months	Total	Change since previous quarter
Quarter ending December 2017	6,124	
Quarter ending March 2018	5,892	↓
Quarter ending June 2018	5,731	↓
Quarter ending September 2018	5,688	→
Quarter ending December 2018	5,581	↓
Variance since December 2017	(8.9%)	↓



ACTIVITY



Month	Adjusted Scheduled Activity (UDA)	
	2018	2019
April	895	283
May	1,852	1,158
June	2,558	1,686
July	3,902	3,076
August	4,971	4,101
September	6,479	5,353
October	7,623	6,462
November	9,038	7,599
December	10,123	8,662
January	11,015	
February	11,894	
March	12,445	
April	12,698	
May	12,708	
June	12,712	

QUALITY

	Quantity	Base Number	Contract	AT	Region	England
% of FP17s for the same patient ID Re-attending within 3 months - Children	93	1,051	8.8%	9.5%	11.3%	11.8%
% of FP17s for the same patient ID Re-attending within 3 months - Adults	410	3,713	11.0%	13.9%	15.3%	15.6%
% of FP17s for the same patient ID Re-attending between 3 & 9 months - Children	379	1,051	36.1%	59.6%	61.1%	58.8%
% of FP17s for the same patient ID Re-attending between 3 & 9 months - Adults	1,551	3,713	41.8%	50.6%	52.4%	51.0%
% of FP17s for Band 1 Urgent Courses	433	4,586	9.4%	10.0%	9.5%	9.0%
% of FP17s Relating to Free Repair or Replacements	32	4,586	0.7%	0.9%	0.7%	0.8%
% of FP17s Relating to Continuations	9	4,586	0.2%	1.0%	0.8%	0.9%
% of Patients satisfied with the dentistry they have received	2	2	N/A	93.6%	93.1%	93.2%
% of Patients satisfied with the time they had to wait for an appointment	1	2	N/A	85.2%	87.8%	88.3%

* This is based on patients treated on this contract for their most recent course of treatment. Figures in italics indicate the base number of FP17s or Patient Questionnaire responses are less than 100. N/A is shown where the base number of responses is less than 10 during the period. % is calculated as Quantity/Base number*100

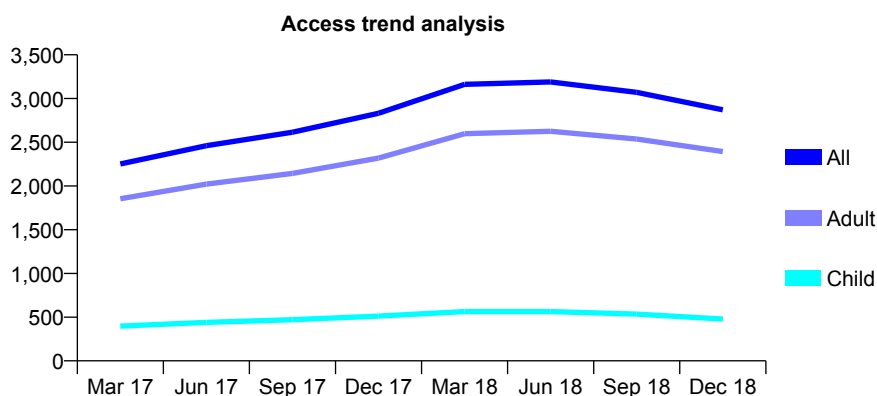
Q66 - Vital Signs At a Glance Contract Report for 230499/0001 - December 2018

Name or company name	Tregenna Hill Dental Surgery Partnership
Contract type name	GDS Contract
Purpose of contract	General
Contract start date	01/04/2006
Contract end date	

18/19 Contracted general activity (UDA)	8,530
Carry forward general activity (UDA)	-111
18/19 Contracted orthodontic activity (UOA)	0
Carry forward orthodontic activity (UOA)	0
Baseline contract value	£227,312.62

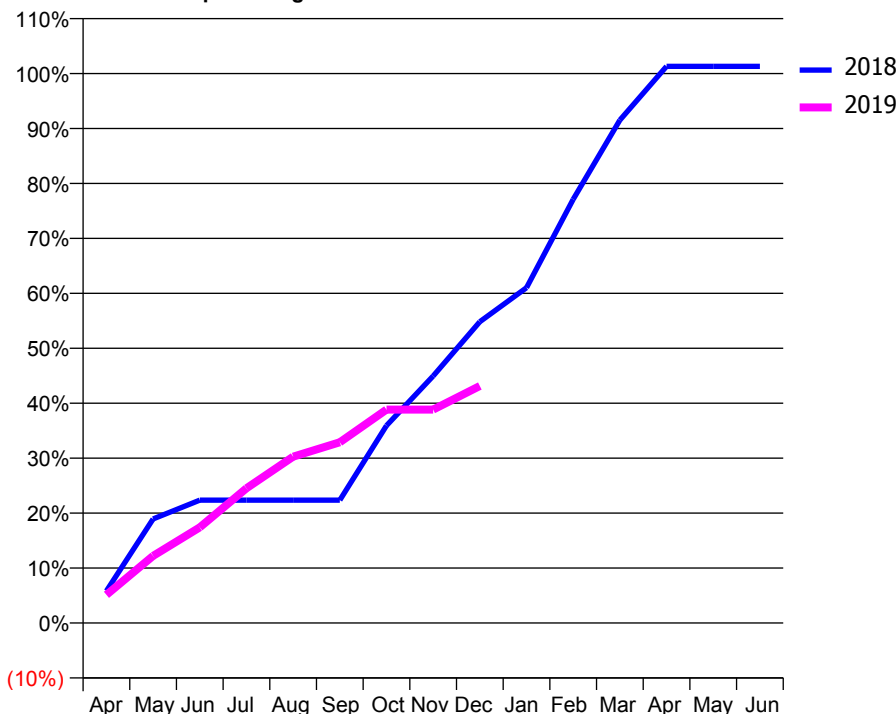
ACCESS*

Patients seen in 24 months	Total	Change since previous quarter
Quarter ending December 2017	2,831	
Quarter ending March 2018	3,162	↑
Quarter ending June 2018	3,189	→
Quarter ending September 2018	3,071	↓
Quarter ending December 2018	2,871	↓
Variance since December 2017	1.4%	→



ACTIVITY

Cumulative percentage of contracted UDA delivered 2018 & 2019



Month	Adjusted Scheduled Activity (UDA)	
	2018	2019
April	498	439
May	1,617	1,041
June	1,907	1,486
July	1,907	2,091
August	1,907	2,582
September	1,907	2,806
October	3,065	3,314
November	3,835	3,314
December	4,677	3,680
January	5,206	
February	6,577	
March	7,807	
April	8,641	
May	8,641	
June	8,641	

QUALITY

	Quantity	Base Number	Contract	AT	Region	England
% of FP17s for the same patient ID Re-attending within 3 months - Children	29	302	9.6%	9.5%	11.3%	11.8%
% of FP17s for the same patient ID Re-attending within 3 months - Adults	330	1,450	22.8%	13.9%	15.3%	15.6%
% of FP17s for the same patient ID Re-attending between 3 & 9 months - Children	119	302	39.4%	59.6%	61.1%	58.8%
% of FP17s for the same patient ID Re-attending between 3 & 9 months - Adults	571	1,450	39.4%	50.6%	52.4%	51.0%
% of FP17s for Band 1 Urgent Courses	231	1,434	16.1%	10.0%	9.5%	9.0%
% of FP17s Relating to Free Repair or Replacements	25	1,434	1.7%	0.9%	0.7%	0.8%
% of FP17s Relating to Continuations	24	1,434	1.7%	1.0%	0.8%	0.9%
% of Patients satisfied with the dentistry they have received	4	4	N/A	93.6%	93.1%	93.2%
% of Patients satisfied with the time they had to wait for an appointment	3	4	N/A	85.2%	87.8%	88.3%

* This is based on patients treated on this contract for their most recent course of treatment. Figures in italics indicate the base number of FP17s or Patient Questionnaire responses are less than 100. N/A is shown where the base number of responses is less than 10 during the period. % is calculated as Quantity/Base number*100

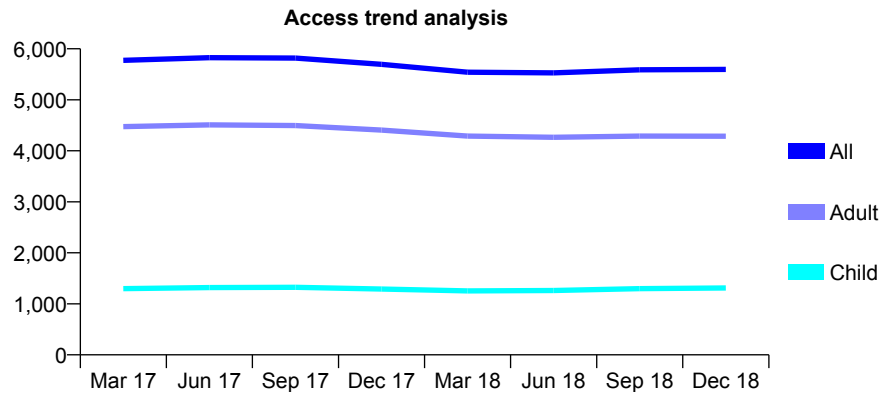
Q66 - Vital Signs At a Glance Contract Report for 235326/0001 - December 2018

Name or company name	Yim Sun Chan & Magdalena Laskowska
Contract type name	GDS Contract
Purpose of contract	General
Contract start date	01/04/2006
Contract end date	

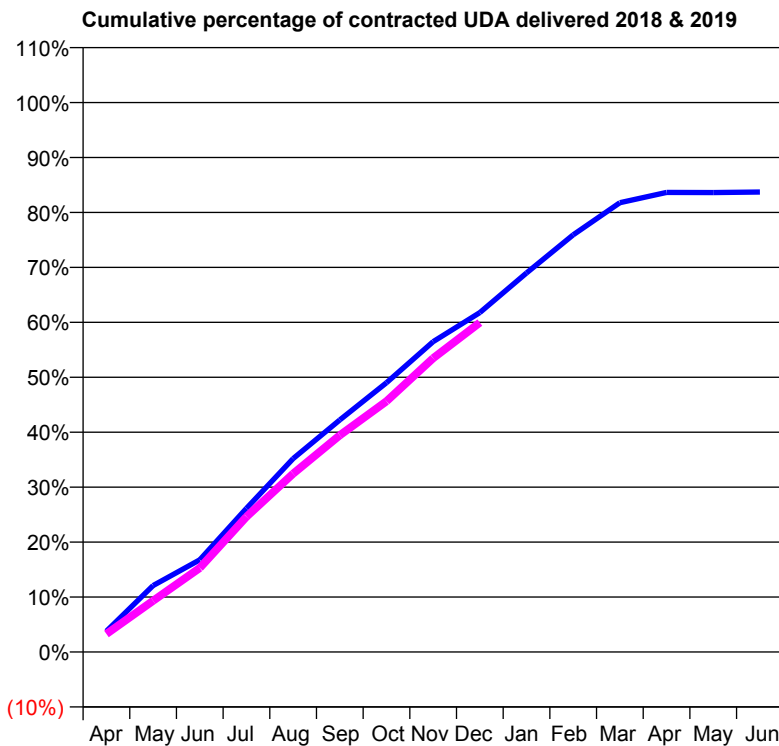
18/19 Contracted general activity (UDA)	14,000
Carry forward general activity (UDA)	0
18/19 Contracted orthodontic activity (UOA)	0
Carry forward orthodontic activity (UOA)	0
Baseline contract value	£369,286.96

ACCESS*

Patients seen in 24 months	Total	Change since previous quarter
Quarter ending December 2017	5,696	
Quarter ending March 2018	5,541	↓
Quarter ending June 2018	5,527	→
Quarter ending September 2018	5,587	→
Quarter ending December 2018	5,597	→
Variance since December 2017	(1.7%)	↓



ACTIVITY



Month	Adjusted Scheduled Activity (UDA)	
	2018	2019
April	533	462
May	1,694	1,305
June	2,349	2,143
July	3,660	3,446
August	4,928	4,543
September	5,913	5,521
October	6,860	6,390
November	7,907	7,485
December	8,648	8,394
January	9,658	
February	10,628	
March	11,446	
April	11,708	
May	11,707	
June	11,720	

QUALITY

	Quantity	Base Number	Contract	AT	Region	England
% of FP17s for the same patient ID Re-attending within 3 months - Children	49	1,187	4.1%	9.5%	11.3%	11.8%
% of FP17s for the same patient ID Re-attending within 3 months - Adults	402	3,997	10.1%	13.9%	15.3%	15.6%
% of FP17s for the same patient ID Re-attending between 3 & 9 months - Children	475	1,187	40.0%	59.6%	61.1%	58.8%
% of FP17s for the same patient ID Re-attending between 3 & 9 months - Adults	2,028	3,997	50.7%	50.6%	52.4%	51.0%
% of FP17s for Band 1 Urgent Courses	220	4,371	5.0%	10.0%	9.5%	9.0%
% of FP17s Relating to Free Repair or Replacements	0	4,371	0.0%	0.9%	0.7%	0.8%
% of FP17s Relating to Continuations	19	4,371	0.4%	1.0%	0.8%	0.9%
% of Patients satisfied with the dentistry they have received	7	7	N/A	93.6%	93.1%	93.2%
% of Patients satisfied with the time they had to wait for an appointment	7	7	N/A	85.2%	87.8%	88.3%

* This is based on patients treated on this contract for their most recent course of treatment. Figures in italics indicate the base number of FP17s or Patient Questionnaire responses are less than 100. N/A is shown where the base number of responses is less than 10 during the period. % is calculated as Quantity/Base number*100

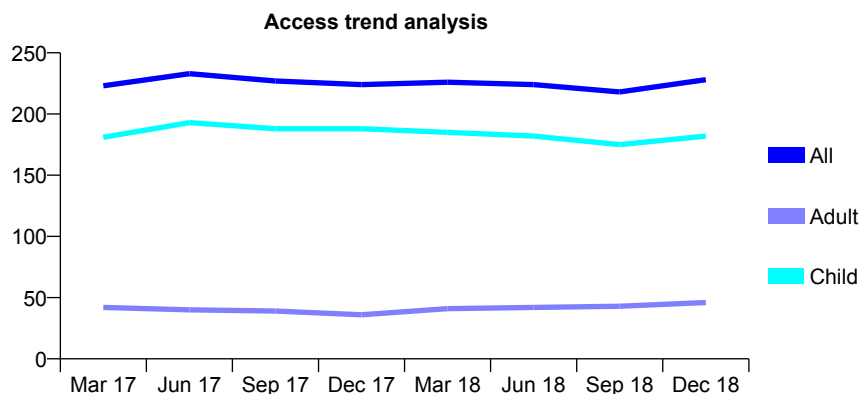
Q66 - Vital Signs At a Glance Contract Report for 235512/0001 - December 2018

Name or company name	MR SF O'CONNILL
Contract type name	GDS Contract
Purpose of contract	General
Contract start date	01/04/2006
Contract end date	

18/19 Contracted general activity (UDA)	434
Carry forward general activity (UDA)	10
18/19 Contracted orthodontic activity (UOA)	0
Carry forward orthodontic activity (UOA)	0
Baseline contract value	£12,641.41

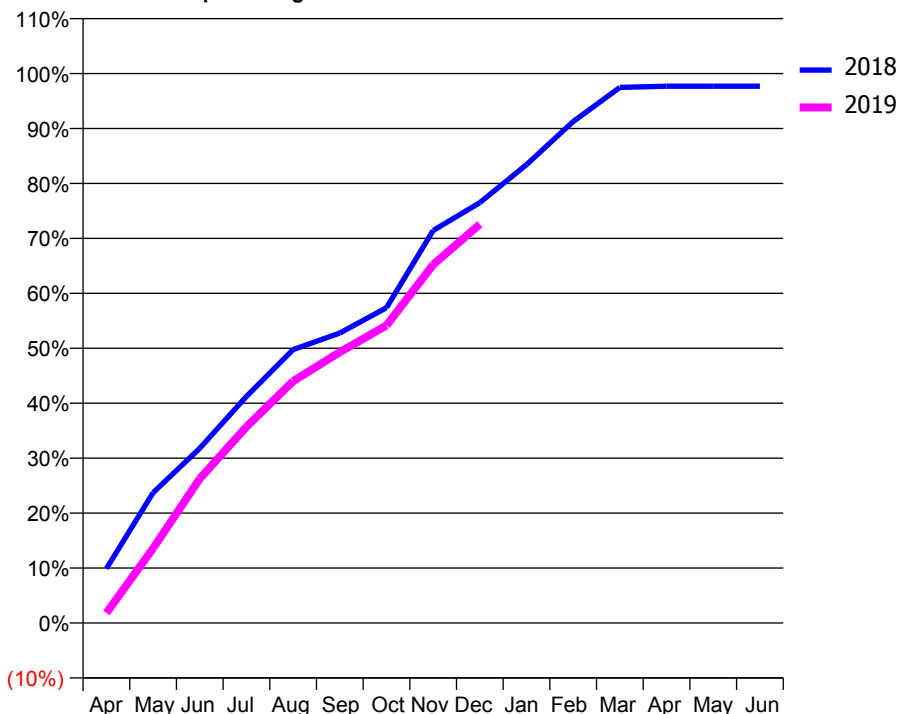
ACCESS*

Patients seen in 24 months	Total	Change since previous quarter
Quarter ending December 2017	224	
Quarter ending March 2018	226	→
Quarter ending June 2018	224	→
Quarter ending September 2018	218	↓
Quarter ending December 2018	228	↑
Variance since December 2017	1.8%	→



ACTIVITY

Cumulative percentage of contracted UDA delivered 2018 & 2019



Adjusted Scheduled Activity (UDA)		
Month	2018	2019
April	43	8
May	103	59
June	138	114
July	179	155
August	216	191
September	229	214
October	249	235
November	310	283
December	332	315
January	362	
February	396	
March	423	
April	424	
May	424	
June	424	

QUALITY

	Quantity	Base Number	Contract	AT	Region	England
% of FP17s for the same patient ID Re-attending within 3 months - Children	5	219	2.3%	9.5%	11.3%	11.8%
% of FP17s for the same patient ID Re-attending within 3 months - Adults	1	29	3.4%	13.9%	15.3%	15.6%
% of FP17s for the same patient ID Re-attending between 3 & 9 months - Children	166	219	75.8%	59.6%	61.1%	58.8%
% of FP17s for the same patient ID Re-attending between 3 & 9 months - Adults	12	29	41.4%	50.6%	52.4%	51.0%
% of FP17s for Band 1 Urgent Courses	0	247	0.0%	10.0%	9.5%	9.0%
% of FP17s Relating to Free Repair or Replacements	0	247	0.0%	0.9%	0.7%	0.8%
% of FP17s Relating to Continuations	0	247	0.0%	1.0%	0.8%	0.9%
% of Patients satisfied with the dentistry they have received	0	0	N/A	93.6%	93.1%	93.2%
% of Patients satisfied with the time they had to wait for an appointment	0	0	N/A	85.2%	87.8%	88.3%

* This is based on patients treated on this contract for their most recent course of treatment. Figures in italics indicate the base number of FP17s or Patient Questionnaire responses are less than 100. N/A is shown where the base number of responses is less than 10 during the period. % is calculated as Quantity/Base number*100

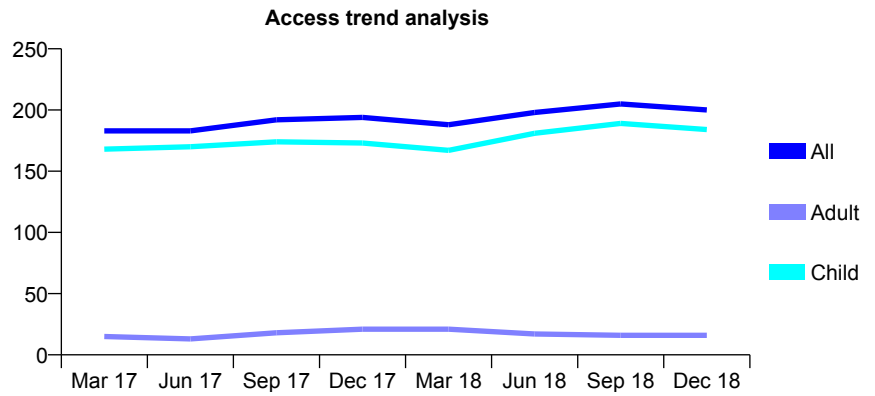
Q66 - Vital Signs At a Glance Contract Report for 243841/0001 - December 2018

Name or company name	MRS HL WILMOT
Contract type name	GDS Contract
Purpose of contract	General
Contract start date	01/04/2006
Contract end date	

18/19 Contracted general activity (UDA)	555
Carry forward general activity (UDA)	-11
18/19 Contracted orthodontic activity (UOA)	0
Carry forward orthodontic activity (UOA)	0
Baseline contract value	£14,721.26

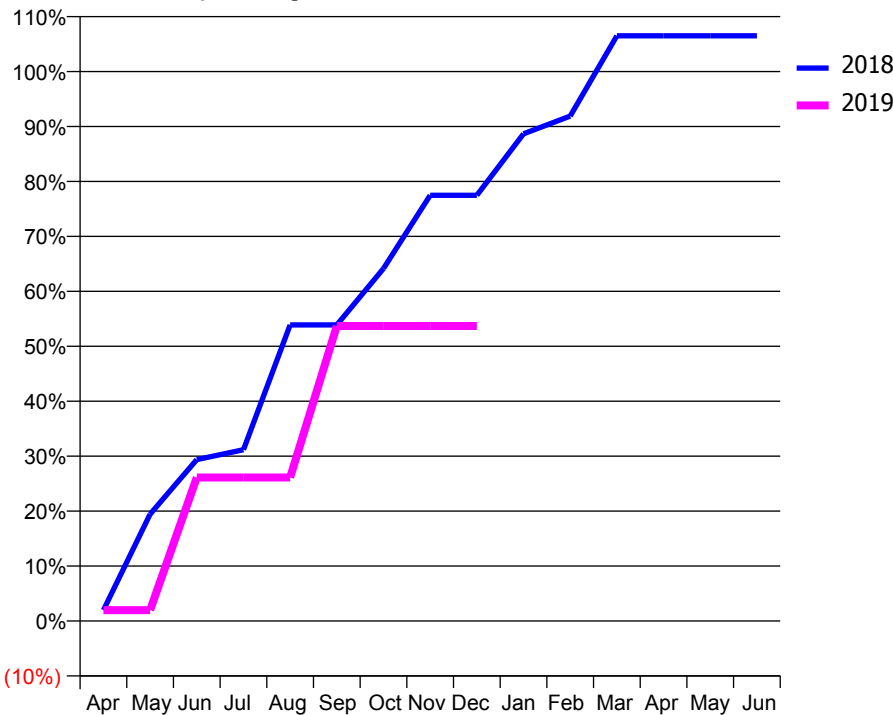
ACCESS*

Patients seen in 24 months	Total	Change since previous quarter
Quarter ending December 2017	194	
Quarter ending March 2018	188	↓
Quarter ending June 2018	198	↑
Quarter ending September 2018	205	↑
Quarter ending December 2018	200	↓
Variance since December 2017	3.1%	↑



ACTIVITY

Cumulative percentage of contracted UDA delivered 2018 & 2019



Month	Adjusted Scheduled Activity (UDA)	
	2018	2019
April	11	11
May	108	11
June	163	145
July	173	145
August	299	145
September	299	298
October	356	298
November	430	298
December	430	298
January	492	
February	510	
March	591	
April	591	
May	591	
June	591	

QUALITY

	Quantity	Base Number	Contract	AT	Region	England
% of FP17s for the same patient ID Re-attending within 3 months - Children	1	162	0.6%	9.5%	11.3%	11.8%
% of FP17s for the same patient ID Re-attending within 3 months - Adults	0	0	N/A	13.9%	15.3%	15.6%
% of FP17s for the same patient ID Re-attending between 3 & 9 months - Children	104	162	64.2%	59.6%	61.1%	58.8%
% of FP17s for the same patient ID Re-attending between 3 & 9 months - Adults	0	0	N/A	50.6%	52.4%	51.0%
% of FP17s for Band 1 Urgent Courses	0	161	0.0%	10.0%	9.5%	9.0%
% of FP17s Relating to Free Repair or Replacements	0	161	0.0%	0.9%	0.7%	0.8%
% of FP17s Relating to Continuations	0	161	0.0%	1.0%	0.8%	0.9%
% of Patients satisfied with the dentistry they have received	0	0	N/A	93.6%	93.1%	93.2%
% of Patients satisfied with the time they had to wait for an appointment	0	0	N/A	85.2%	87.8%	88.3%

* This is based on patients treated on this contract for their most recent course of treatment. Figures in italics indicate the base number of FP17s or Patient Questionnaire responses are less than 100. N/A is shown where the base number of responses is less than 10 during the period. % is calculated as Quantity/Base number*100

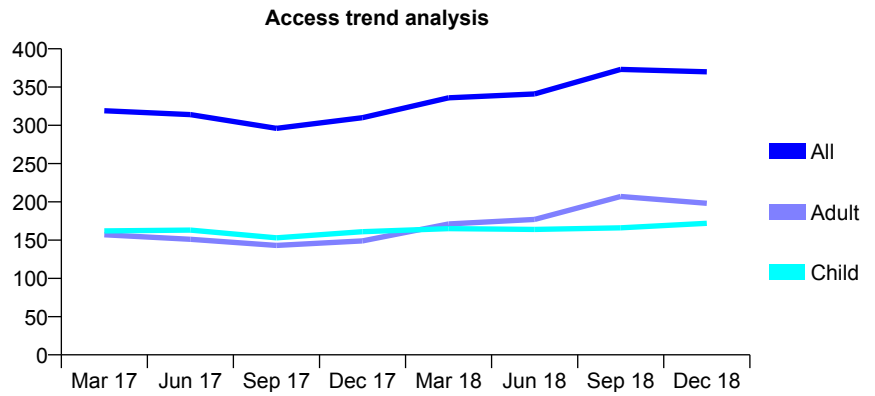
Q66 - Vital Signs At a Glance Contract Report for 258504/0001 - December 2018

Name or company name	MR ME SHAW
Contract type name	GDS Contract
Purpose of contract	General
Contract start date	01/04/2006
Contract end date	

18/19 Contracted general activity (UDA)	1,035
Carry forward general activity (UDA)	-9
18/19 Contracted orthodontic activity (UOA)	0
Carry forward orthodontic activity (UOA)	0
Baseline contract value	£27,299.00

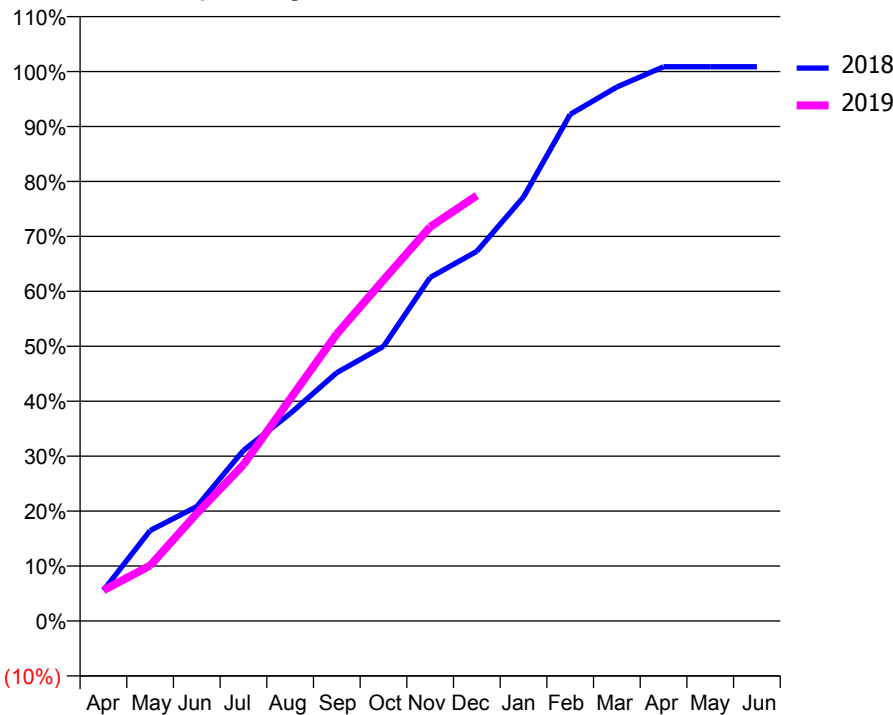
ACCESS*

Patients seen in 24 months	Total	Change since previous quarter
Quarter ending December 2017	310	
Quarter ending March 2018	336	↑
Quarter ending June 2018	341	→
Quarter ending September 2018	373	↑
Quarter ending December 2018	370	→
Variance since December 2017	19.4%	↑



ACTIVITY

Cumulative percentage of contracted UDA delivered 2018 & 2019



Month	Adjusted Scheduled Activity (UDA)	
	2018	2019
April	58	58
May	170	104
June	216	203
July	321	295
August	391	418
September	468	541
October	517	642
November	647	742
December	696	801
January	799	
February	954	
March	1,006	
April	1,044	
May	1,044	
June	1,044	

QUALITY

	Quantity	Base Number	Contract	AT	Region	England
% of FP17s for the same patient ID Re-attending within 3 months - Children	7	241	2.9%	9.5%	11.3%	11.8%
% of FP17s for the same patient ID Re-attending within 3 months - Adults	8	225	3.6%	13.9%	15.3%	15.6%
% of FP17s for the same patient ID Re-attending between 3 & 9 months - Children	171	241	71.0%	59.6%	61.1%	58.8%
% of FP17s for the same patient ID Re-attending between 3 & 9 months - Adults	105	225	46.7%	50.6%	52.4%	51.0%
% of FP17s for Band 1 Urgent Courses	32	441	7.3%	10.0%	9.5%	9.0%
% of FP17s Relating to Free Repair or Replacements	3	441	0.7%	0.9%	0.7%	0.8%
% of FP17s Relating to Continuations	0	441	0.0%	1.0%	0.8%	0.9%
% of Patients satisfied with the dentistry they have received	0	0	N/A	93.6%	93.1%	93.2%
% of Patients satisfied with the time they had to wait for an appointment	0	0	N/A	85.2%	87.8%	88.3%

* This is based on patients treated on this contract for their most recent course of treatment. Figures in italics indicate the base number of FP17s or Patient Questionnaire responses are less than 100. N/A is shown where the base number of responses is less than 10 during the period. % is calculated as Quantity/Base number*100

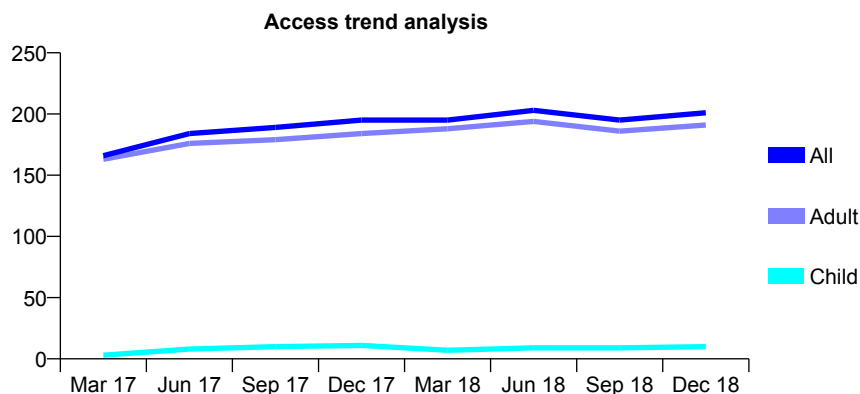
Q66 - Vital Signs At a Glance Contract Report for 258504/0002 - December 2018

Name or company name	MR ME SHAW
Contract type name	PDS Contract
Purpose of contract	General
Contract start date	01/07/2007
Contract end date	30/06/2020

18/19 Contracted general activity (UDA)	400
Carry forward general activity (UDA)	0
18/19 Contracted orthodontic activity (UOA)	0
Carry forward orthodontic activity (UOA)	0
Baseline contract value	£57,328.04

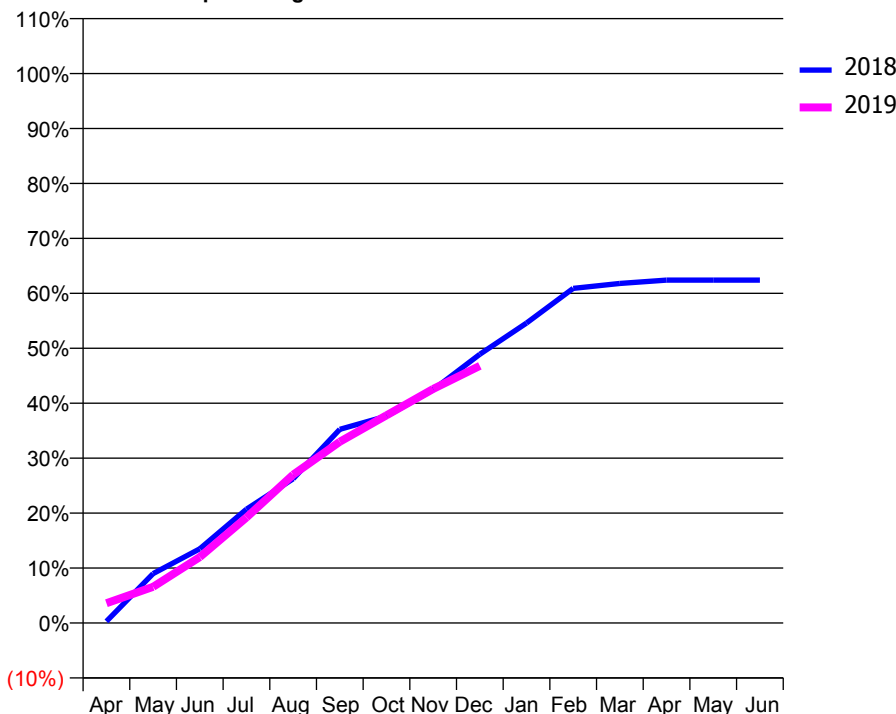
ACCESS*

Patients seen in 24 months	Total	Change since previous quarter
Quarter ending December 2017	195	
Quarter ending March 2018	195	→
Quarter ending June 2018	203	↑
Quarter ending September 2018	195	↓
Quarter ending December 2018	201	↑
Variance since December 2017	3.1%	↑



ACTIVITY

Cumulative percentage of contracted UDA delivered 2018 & 2019



Month	Adjusted Scheduled Activity (UDA)	
	2018	2019
April	1	14
May	36	26
June	54	48
July	83	77
August	105	108
September	141	132
October	151	151
November	170	170
December	196	187
January	218	
February	244	
March	247	
April	250	
May	250	
June	250	

QUALITY

	Quantity	Base Number	Contract	AT	Region	England
% of FP17s for the same patient ID Re-attending within 3 months - Children	0	9	0.0%	9.5%	11.3%	11.8%
% of FP17s for the same patient ID Re-attending within 3 months - Adults	12	149	8.1%	13.9%	15.3%	15.6%
% of FP17s for the same patient ID Re-attending between 3 & 9 months - Children	0	9	0.0%	59.6%	61.1%	58.8%
% of FP17s for the same patient ID Re-attending between 3 & 9 months - Adults	0	149	0.0%	50.6%	52.4%	51.0%
% of FP17s for Band 1 Urgent Courses	156	156	100.0%	10.0%	9.5%	9.0%
% of FP17s Relating to Free Repair or Replacements	0	156	0.0%	0.9%	0.7%	0.8%
% of FP17s Relating to Continuations	0	156	0.0%	1.0%	0.8%	0.9%
% of Patients satisfied with the dentistry they have received	0	0	N/A	93.6%	93.1%	93.2%
% of Patients satisfied with the time they had to wait for an appointment	0	0	N/A	85.2%	87.8%	88.3%

* This is based on patients treated on this contract for their most recent course of treatment. Figures in italics indicate the base number of FP17s or Patient Questionnaire responses are less than 100. N/A is shown where the base number of responses is less than 10 during the period. % is calculated as Quantity/Base number*100

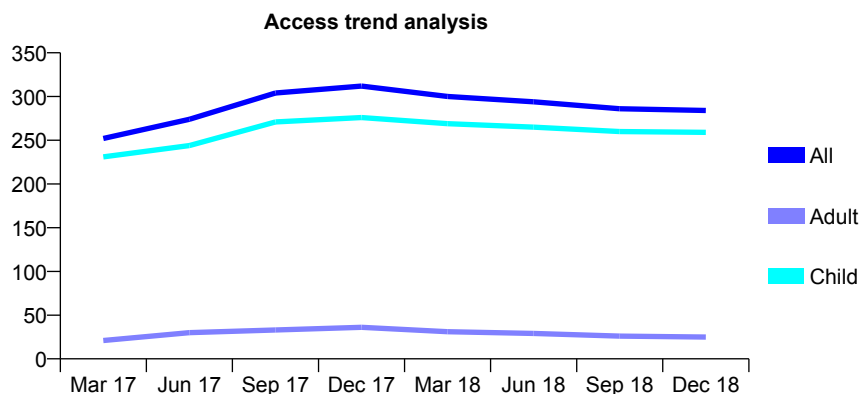
Q66 - Vital Signs At a Glance Contract Report for 308412/0002 - December 2018

Name or company name	Archway Dental Surgery
Contract type name	GDS Contract
Purpose of contract	General
Contract start date	18/01/2016
Contract end date	

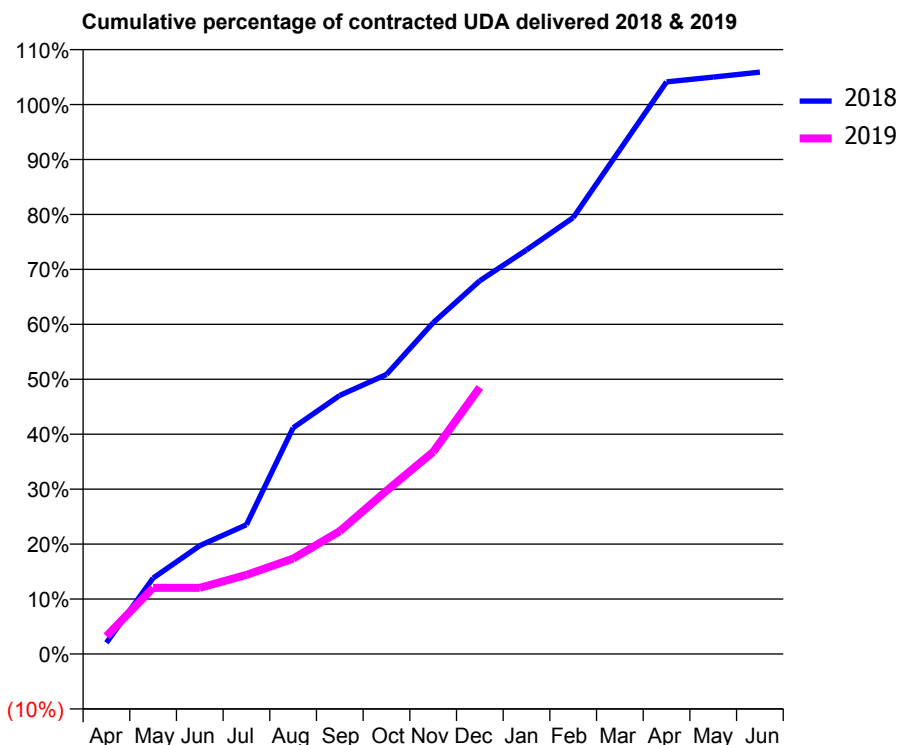
18/19 Contracted general activity (UDA)	340
Carry forward general activity (UDA)	-7
18/19 Contracted orthodontic activity (UOA)	0
Carry forward orthodontic activity (UOA)	0
Baseline contract value	£8,676.80

ACCESS*

Patients seen in 24 months	Total	Change since previous quarter
Quarter ending December 2017	312	
Quarter ending March 2018	300	↓
Quarter ending June 2018	294	↓
Quarter ending September 2018	286	↓
Quarter ending December 2018	284	→
Variance since December 2017	(9.0%)	↓



ACTIVITY



Month	Adjusted Scheduled Activity (UDA)	
	2018	2019
April	7	11
May	47	41
June	67	41
July	80	49
August	140	59
September	160	76
October	173	101
November	205	125
December	231	165
January	250	
February	270	
March	312	
April	354	
May	357	
June	360	

QUALITY

	Quantity	Base Number	Contract	AT	Region	England
% of FP17s for the same patient ID Re-attending within 3 months - Children	4	145	2.8%	9.5%	11.3%	11.8%
% of FP17s for the same patient ID Re-attending within 3 months - Adults	0	0	N/A	13.9%	15.3%	15.6%
% of FP17s for the same patient ID Re-attending between 3 & 9 months - Children	46	145	31.7%	59.6%	61.1%	58.8%
% of FP17s for the same patient ID Re-attending between 3 & 9 months - Adults	0	0	N/A	50.6%	52.4%	51.0%
% of FP17s for Band 1 Urgent Courses	0	111	0.0%	10.0%	9.5%	9.0%
% of FP17s Relating to Free Repair or Replacements	0	111	0.0%	0.9%	0.7%	0.8%
% of FP17s Relating to Continuations	0	111	0.0%	1.0%	0.8%	0.9%
% of Patients satisfied with the dentistry they have received	0	0	N/A	93.6%	93.1%	93.2%
% of Patients satisfied with the time they had to wait for an appointment	0	0	N/A	85.2%	87.8%	88.3%

* This is based on patients treated on this contract for their most recent course of treatment. Figures in italics indicate the base number of FP17s or Patient Questionnaire responses are less than 100. N/A is shown where the base number of responses is less than 10 during the period. % is calculated as Quantity/Base number*100

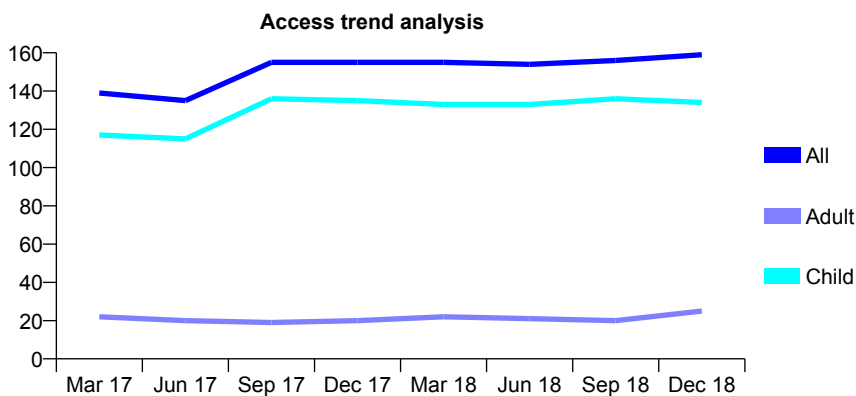
Q66 - Vital Signs At a Glance Contract Report for 322792/0001 - December 2018

Name or company name	Mr Percival and Mr Karakashev
Contract type name	GDS Contract
Purpose of contract	General and Orthodontic
Contract start date	01/04/2006
Contract end date	

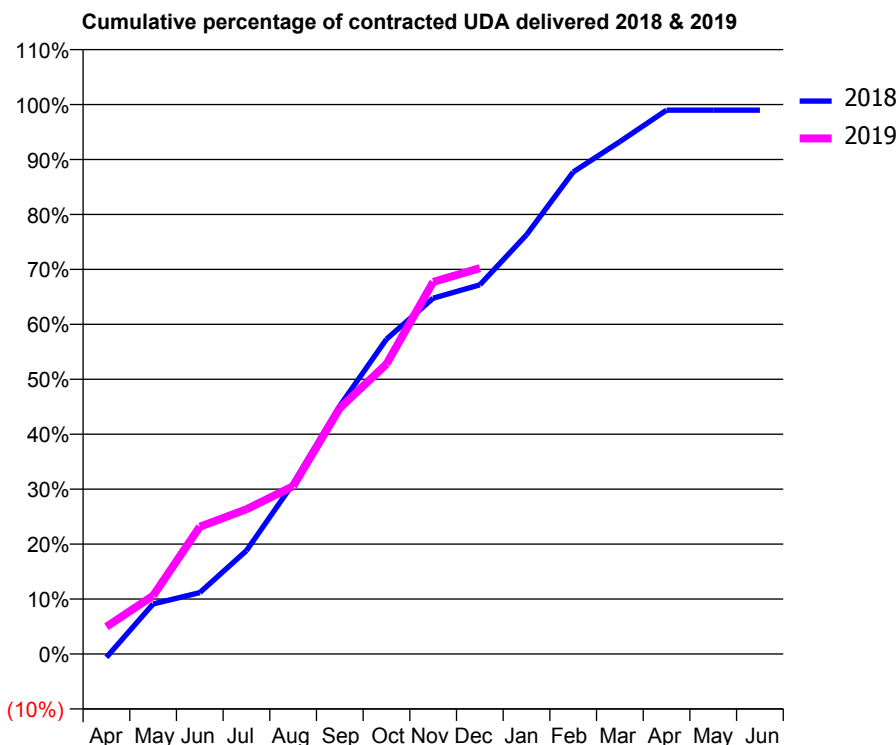
18/19 Contracted general activity (UDA)	290
Carry forward general activity (UDA)	3
18/19 Contracted orthodontic activity (UOA)	0
Carry forward orthodontic activity (UOA)	0
Baseline contract value	£7,130.46

ACCESS*

Patients seen in 24 months	Total	Change since previous quarter
Quarter ending December 2017	155	
Quarter ending March 2018	155	→
Quarter ending June 2018	154	→
Quarter ending September 2018	156	→
Quarter ending December 2018	159	→
Variance since December 2017	2.6%	↑



ACTIVITY



Month	Adjusted Scheduled Activity (UDA)	
	2018	2019
April	-2	14
May	26	31
June	32	67
July	55	76
August	90	89
September	131	130
October	166	153
November	188	196
December	195	204
January	221	
February	254	
March	270	
April	287	
May	287	
June	287	

QUALITY

	Quantity	Base Number	Contract	AT	Region	England
% of FP17s for the same patient ID Re-attending within 3 months - Children	10	137	7.3%	9.5%	11.3%	11.8%
% of FP17s for the same patient ID Re-attending within 3 months - Adults	0	0	N/A	13.9%	15.3%	15.6%
% of FP17s for the same patient ID Re-attending between 3 & 9 months - Children	72	137	52.6%	59.6%	61.1%	58.8%
% of FP17s for the same patient ID Re-attending between 3 & 9 months - Adults	0	0	N/A	50.6%	52.4%	51.0%
% of FP17s for Band 1 Urgent Courses	18	129	14.0%	10.0%	9.5%	9.0%
% of FP17s Relating to Free Repair or Replacements	0	129	0.0%	0.9%	0.7%	0.8%
% of FP17s Relating to Continuations	0	129	0.0%	1.0%	0.8%	0.9%
% of Patients satisfied with the dentistry they have received	0	0	N/A	93.6%	93.1%	93.2%
% of Patients satisfied with the time they had to wait for an appointment	0	0	N/A	85.2%	87.8%	88.3%

* This is based on patients treated on this contract for their most recent course of treatment. Figures in italics indicate the base number of FP17s or Patient Questionnaire responses are less than 100. N/A is shown where the base number of responses is less than 10 during the period. % is calculated as Quantity/Base number*100

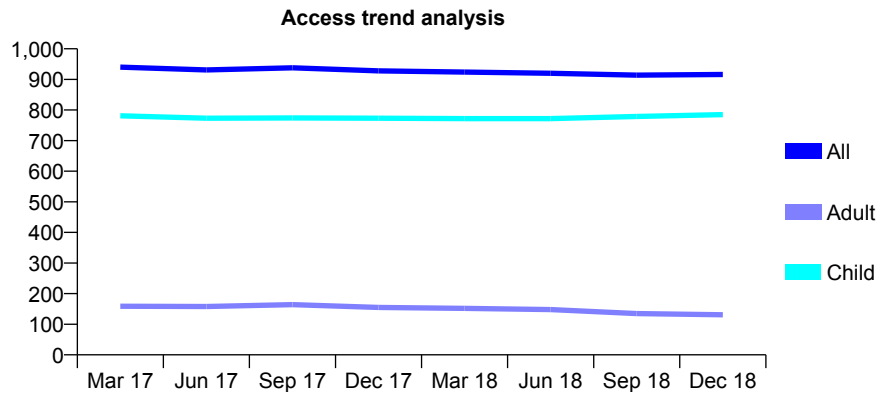
Q66 - Vital Signs At a Glance Contract Report for 324205/0001 - December 2018

Name or company name	MR DK BURGESS
Contract type name	GDS Contract
Purpose of contract	General and Orthodontic
Contract start date	01/04/2006
Contract end date	

18/19 Contracted general activity (UDA)	2,137
Carry forward general activity (UDA)	0
18/19 Contracted orthodontic activity (UOA)	728
Carry forward orthodontic activity (UOA)	0
Baseline contract value	£106,611.85

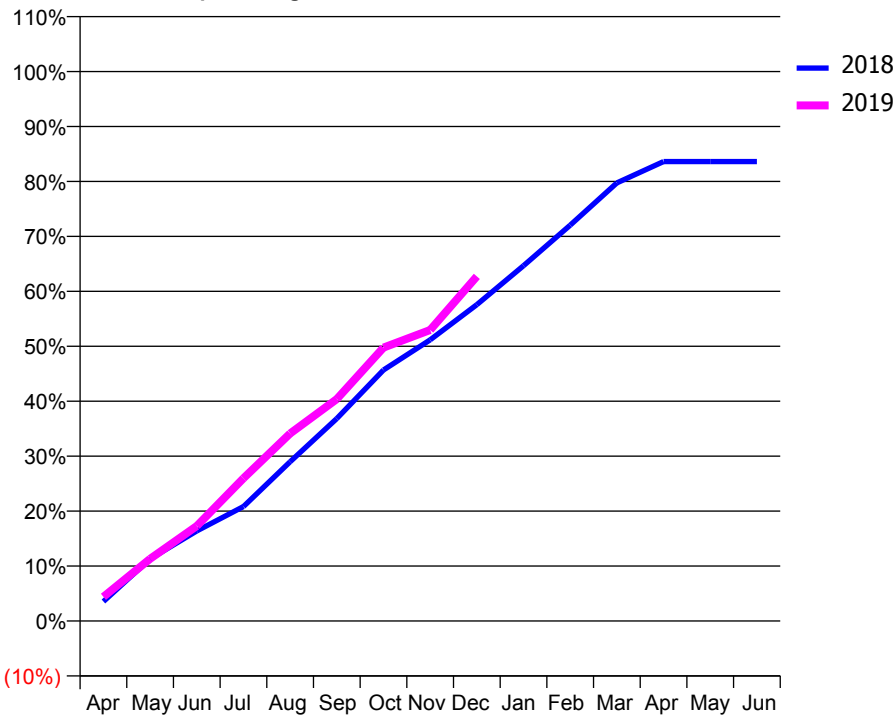
ACCESS*

Patients seen in 24 months	Total	Change since previous quarter
Quarter ending December 2017	928	
Quarter ending March 2018	924	→
Quarter ending June 2018	920	→
Quarter ending September 2018	914	→
Quarter ending December 2018	916	→
Variance since December 2017	(1.3%)	↓



ACTIVITY

Cumulative percentage of contracted UDA delivered 2018 & 2019



Month	Adjusted Scheduled Activity (UDA)	
	2018	2019
April	76	94
May	241	242
June	350	370
July	445	555
August	619	729
September	787	863
October	976	1,063
November	1,093	1,132
December	1,231	1,340
January	1,382	
February	1,539	
March	1,704	
April	1,787	
May	1,787	
June	1,787	

QUALITY

	Quantity	Base Number	Contract	AT	Region	England
% of FP17s for the same patient ID Re-attending within 3 months - Children	119	1,023	11.6%	9.5%	11.3%	11.8%
% of FP17s for the same patient ID Re-attending within 3 months - Adults	10	62	16.1%	13.9%	15.3%	15.6%
% of FP17s for the same patient ID Re-attending between 3 & 9 months - Children	675	1,023	66.0%	59.6%	61.1%	58.8%
% of FP17s for the same patient ID Re-attending between 3 & 9 months - Adults	30	62	48.4%	50.6%	52.4%	51.0%
% of FP17s for Band 1 Urgent Courses	21	950	2.2%	10.0%	9.5%	9.0%
% of FP17s Relating to Free Repair or Replacements	0	950	0.0%	0.9%	0.7%	0.8%
% of FP17s Relating to Continuations	1	950	0.1%	1.0%	0.8%	0.9%
% of Patients satisfied with the dentistry they have received	0	0	N/A	93.6%	93.1%	93.2%
% of Patients satisfied with the time they had to wait for an appointment	0	0	N/A	85.2%	87.8%	88.3%

* This is based on patients treated on this contract for their most recent course of treatment. Figures in italics indicate the base number of FP17s or Patient Questionnaire responses are less than 100. N/A is shown where the base number of responses is less than 10 during the period. % is calculated as Quantity/Base number*100

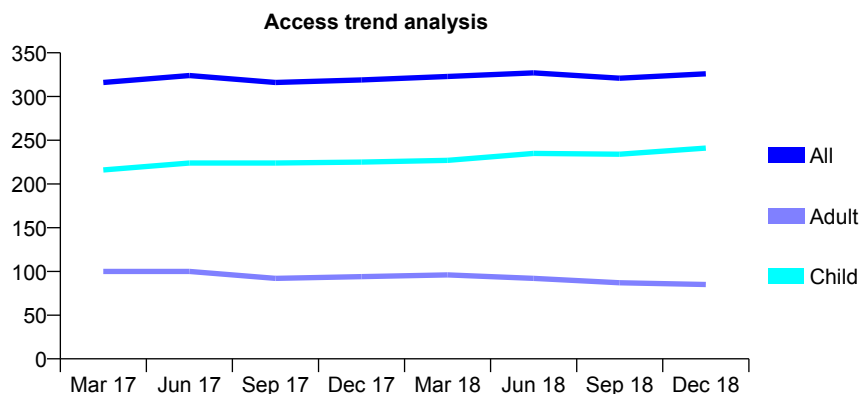
Q66 - Vital Signs At a Glance Contract Report for 329037/0001 - December 2018

Name or company name	MISS EL CHOUROT
Contract type name	GDS Contract
Purpose of contract	General
Contract start date	01/04/2006
Contract end date	

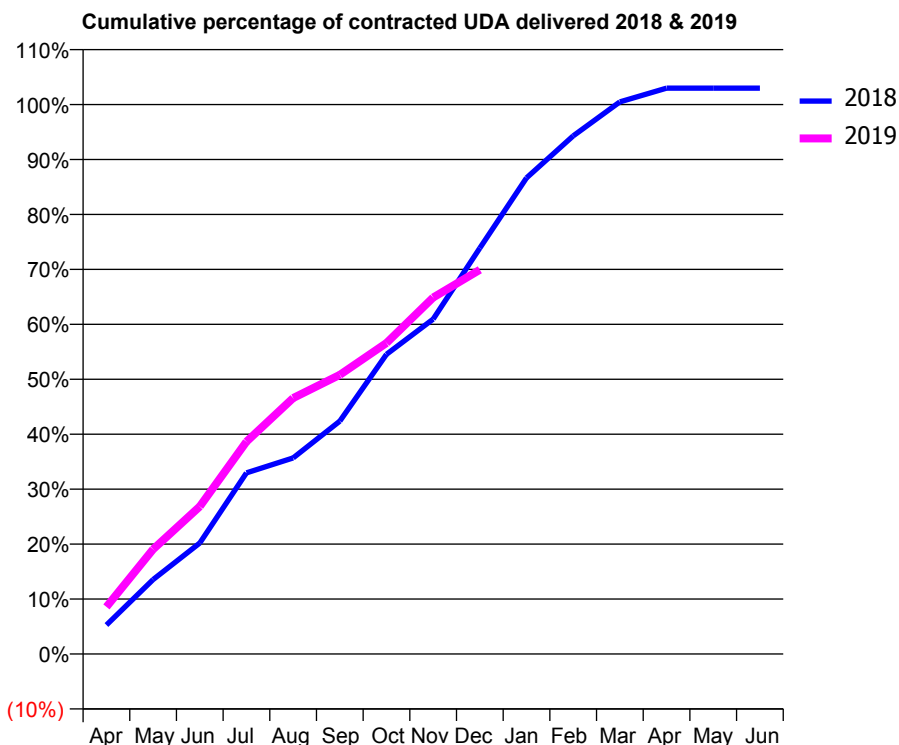
18/19 Contracted general activity (UDA)	700
Carry forward general activity (UDA)	-14
18/19 Contracted orthodontic activity (UOA)	0
Carry forward orthodontic activity (UOA)	0
Baseline contract value	£15,807.69

ACCESS*

Patients seen in 24 months	Total	Change since previous quarter
Quarter ending December 2017	319	
Quarter ending March 2018	323	→
Quarter ending June 2018	327	→
Quarter ending September 2018	321	↓
Quarter ending December 2018	326	→
Variance since December 2017	2.2%	↑



ACTIVITY



Month	Adjusted Scheduled Activity (UDA)	
	2018	2019
April	37	60
May	95	133
June	141	188
July	231	271
August	250	326
September	297	356
October	382	396
November	427	454
December	517	489
January	607	
February	660	
March	703	
April	721	
May	721	
June	721	

QUALITY

	Quantity	Base Number	Contract	AT	Region	England
% of FP17s for the same patient ID Re-attending within 3 months - Children	9	277	3.2%	9.5%	11.3%	11.8%
% of FP17s for the same patient ID Re-attending within 3 months - Adults	11	72	15.3%	13.9%	15.3%	15.6%
% of FP17s for the same patient ID Re-attending between 3 & 9 months - Children	201	277	72.6%	59.6%	61.1%	58.8%
% of FP17s for the same patient ID Re-attending between 3 & 9 months - Adults	41	72	56.9%	50.6%	52.4%	51.0%
% of FP17s for Band 1 Urgent Courses	17	334	5.1%	10.0%	9.5%	9.0%
% of FP17s Relating to Free Repair or Replacements	0	334	0.0%	0.9%	0.7%	0.8%
% of FP17s Relating to Continuations	0	334	0.0%	1.0%	0.8%	0.9%
% of Patients satisfied with the dentistry they have received	0	0	N/A	93.6%	93.1%	93.2%
% of Patients satisfied with the time they had to wait for an appointment	0	0	N/A	85.2%	87.8%	88.3%

* This is based on patients treated on this contract for their most recent course of treatment. Figures in italics indicate the base number of FP17s or Patient Questionnaire responses are less than 100. N/A is shown where the base number of responses is less than 10 during the period. % is calculated as Quantity/Base number*100

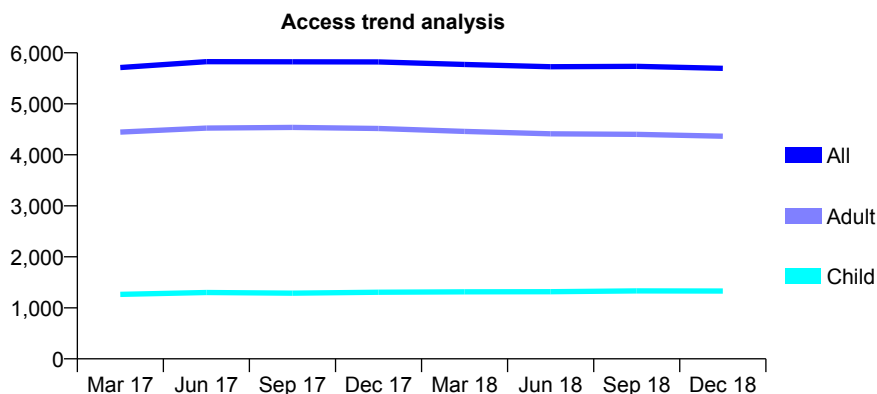
Q66 - Vital Signs At a Glance Contract Report for 331872/0001 - December 2018

Name or company name	MR SC PACE
Contract type name	GDS Contract
Purpose of contract	General
Contract start date	01/04/2006
Contract end date	

18/19 Contracted general activity (UDA)	17,536
Carry forward general activity (UDA)	0
18/19 Contracted orthodontic activity (UOA)	0
Carry forward orthodontic activity (UOA)	0
Baseline contract value	£467,776.11

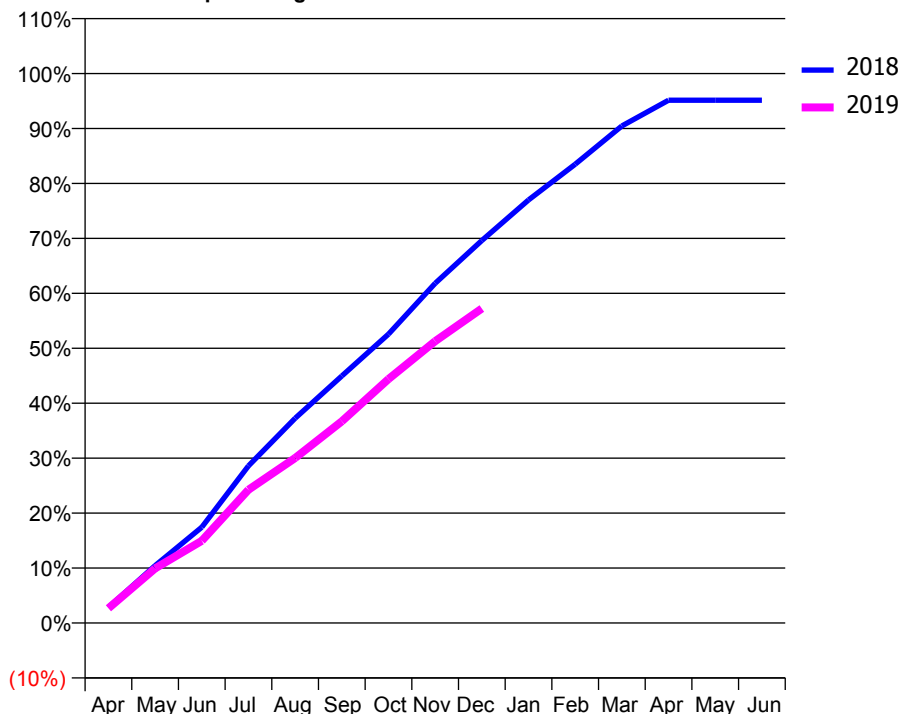
ACCESS*

Patients seen in 24 months	Total	Change since previous quarter
Quarter ending December 2017	5,822	
Quarter ending March 2018	5,772	→
Quarter ending June 2018	5,728	→
Quarter ending September 2018	5,734	→
Quarter ending December 2018	5,695	→
Variance since December 2017	(2.2%)	↓



ACTIVITY

Cumulative percentage of contracted UDA delivered 2018 & 2019



Adjusted Scheduled Activity (UDA)

Month	2018	2019
April	498	471
May	1,832	1,741
June	3,057	2,624
July	5,015	4,252
August	6,533	5,265
September	7,884	6,436
October	9,220	7,785
November	10,840	8,992
December	12,206	10,037
January	13,499	
February	14,639	
March	15,863	
April	16,683	
May	16,683	
June	16,683	

QUALITY

	Quantity	Base Number	Contract	AT	Region	England
% of FP17s for the same patient ID Re-attending within 3 months - Children	114	1,605	7.1%	9.5%	11.3%	11.8%
% of FP17s for the same patient ID Re-attending within 3 months - Adults	521	4,635	11.2%	13.9%	15.3%	15.6%
% of FP17s for the same patient ID Re-attending between 3 & 9 months - Children	1,018	1,605	63.4%	59.6%	61.1%	58.8%
% of FP17s for the same patient ID Re-attending between 3 & 9 months - Adults	2,736	4,635	59.0%	50.6%	52.4%	51.0%
% of FP17s for Band 1 Urgent Courses	286	5,866	4.9%	10.0%	9.5%	9.0%
% of FP17s Relating to Free Repair or Replacements	123	5,866	2.1%	0.9%	0.7%	0.8%
% of FP17s Relating to Continuations	34	5,866	0.6%	1.0%	0.8%	0.9%
% of Patients satisfied with the dentistry they have received	4	4	N/A	93.6%	93.1%	93.2%
% of Patients satisfied with the time they had to wait for an appointment	3	4	N/A	85.2%	87.8%	88.3%

* This is based on patients treated on this contract for their most recent course of treatment. Figures in italics indicate the base number of FP17s or Patient Questionnaire responses are less than 100. N/A is shown where the base number of responses is less than 10 during the period. % is calculated as Quantity/Base number*100

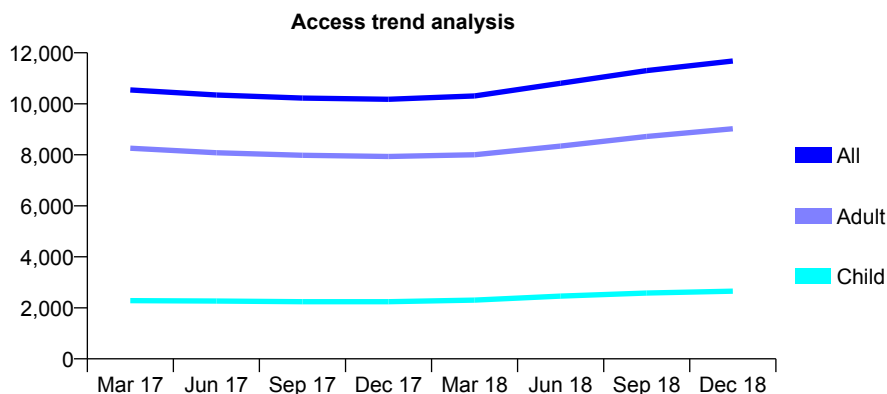
Q66 - Vital Signs At a Glance Contract Report for 331872/0002 - December 2018

Name or company name	MR SC PACE
Contract type name	GDS Contract
Purpose of contract	General
Contract start date	01/04/2006
Contract end date	

18/19 Contracted general activity (UDA)	41,142
Carry forward general activity (UDA)	2,885
18/19 Contracted orthodontic activity (UOA)	0
Carry forward orthodontic activity (UOA)	0
Baseline contract value	£1,127,395.57

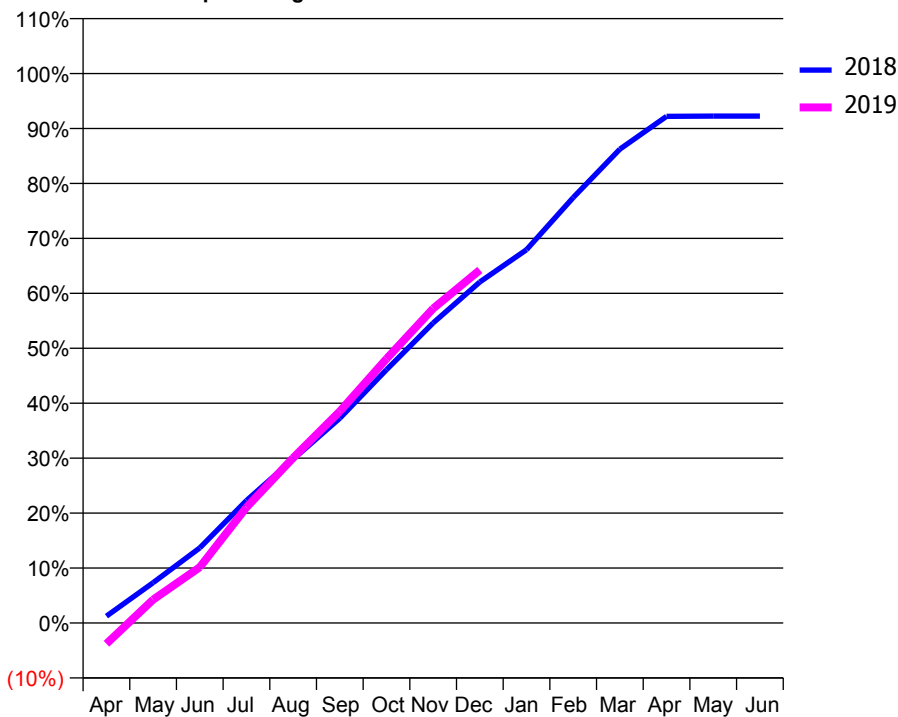
ACCESS*

Patients seen in 24 months	Total	Change since previous quarter
Quarter ending December 2017	10,177	
Quarter ending March 2018	10,309	→
Quarter ending June 2018	10,803	↑
Quarter ending September 2018	11,304	↑
Quarter ending December 2018	11,680	↑
Variance since December 2017	14.8%	↑



ACTIVITY

Cumulative percentage of contracted UDA delivered 2018 & 2019



Month	Adjusted Scheduled Activity (UDA)	
	2018	2019
April	465	-1,560
May	2,735	1,748
June	5,096	4,179
July	8,304	8,659
August	11,105	12,367
September	13,876	15,852
October	17,164	19,781
November	20,340	23,546
December	23,117	26,427
January	25,299	
February	28,832	
March	32,114	
April	34,342	
May	34,354	
June	34,357	

QUALITY

	Quantity	Base Number	Contract	AT	Region	England
% of FP17s for the same patient ID Re-attending within 3 months - Children	138	3,121	4.4%	9.5%	11.3%	11.8%
% of FP17s for the same patient ID Re-attending within 3 months - Adults	1,027	10,667	9.6%	13.9%	15.3%	15.6%
% of FP17s for the same patient ID Re-attending between 3 & 9 months - Children	1,854	3,121	59.4%	59.6%	61.1%	58.8%
% of FP17s for the same patient ID Re-attending between 3 & 9 months - Adults	6,471	10,667	60.7%	50.6%	52.4%	51.0%
% of FP17s for Band 1 Urgent Courses	409	13,105	3.1%	10.0%	9.5%	9.0%
% of FP17s Relating to Free Repair or Replacements	81	13,105	0.6%	0.9%	0.7%	0.8%
% of FP17s Relating to Continuations	36	13,105	0.3%	1.0%	0.8%	0.9%
% of Patients satisfied with the dentistry they have received	8	9	N/A	93.6%	93.1%	93.2%
% of Patients satisfied with the time they had to wait for an appointment	6	9	N/A	85.2%	87.8%	88.3%

* This is based on patients treated on this contract for their most recent course of treatment. Figures in italics indicate the base number of FP17s or Patient Questionnaire responses are less than 100. N/A is shown where the base number of responses is less than 10 during the period. % is calculated as Quantity/Base number*100

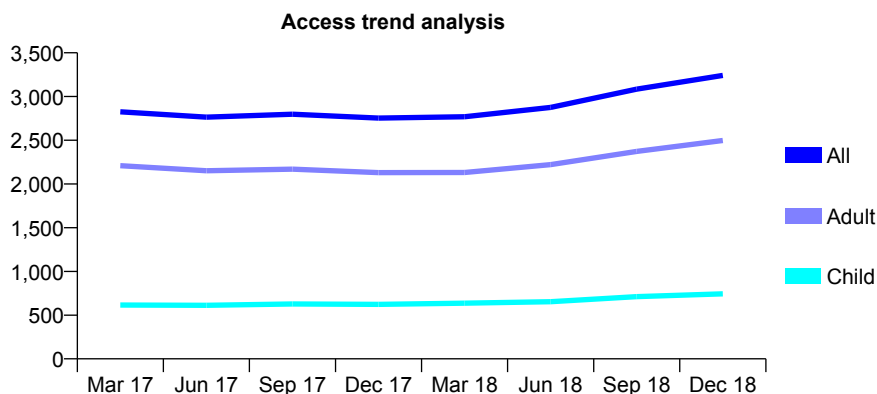
Q66 - Vital Signs At a Glance Contract Report for 331872/0003 - December 2018

Name or company name	MR SC PACE
Contract type name	GDS Contract
Purpose of contract	General
Contract start date	01/11/2012
Contract end date	

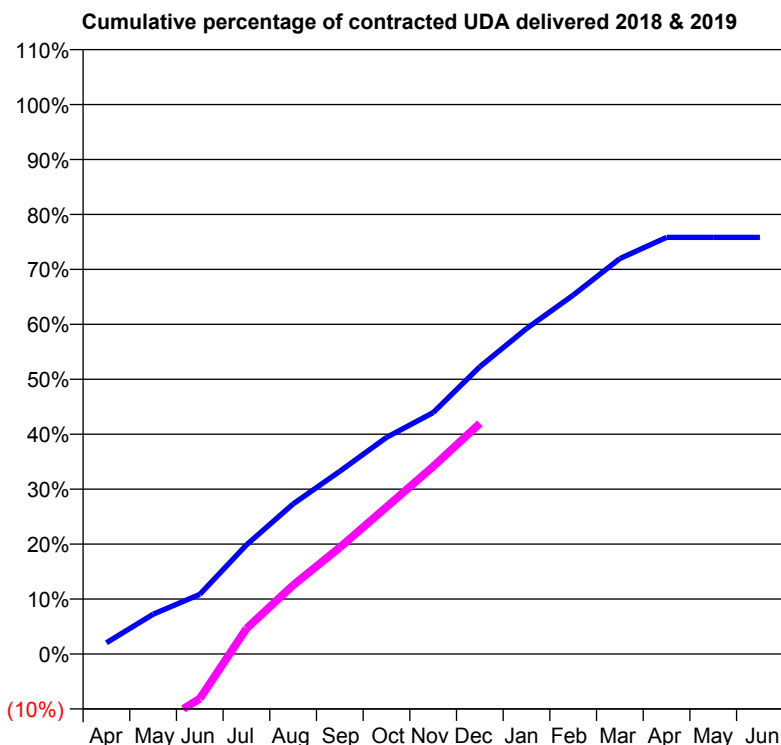
18/19 Contracted general activity (UDA)	12,000
Carry forward general activity (UDA)	2,538
18/19 Contracted orthodontic activity (UOA)	0
Carry forward orthodontic activity (UOA)	0
Baseline contract value	£323,703.28

ACCESS*

Patients seen in 24 months	Total	Change since previous quarter
Quarter ending December 2017	2,753	
Quarter ending March 2018	2,768	→
Quarter ending June 2018	2,875	↑
Quarter ending September 2018	3,084	↑
Quarter ending December 2018	3,242	↑
Variance since December 2017	17.8%	↑



ACTIVITY



Month	Adjusted Scheduled Activity (UDA)	
	2018	2019
April	216	-2,268
May	760	-1,614
June	1,141	-977
July	2,084	557
August	2,868	1,503
September	3,492	2,329
October	4,138	3,209
November	4,613	4,095
December	5,490	5,037
January	6,219	
February	6,858	
March	7,557	
April	7,962	
May	7,962	
June	7,962	

QUALITY

	Quantity	Base Number	Contract	AT	Region	England
% of FP17s for the same patient ID Re-attending within 3 months - Children	63	903	7.0%	9.5%	11.3%	11.8%
% of FP17s for the same patient ID Re-attending within 3 months - Adults	463	3,142	14.7%	13.9%	15.3%	15.6%
% of FP17s for the same patient ID Re-attending between 3 & 9 months - Children	510	903	56.5%	59.6%	61.1%	58.8%
% of FP17s for the same patient ID Re-attending between 3 & 9 months - Adults	1,709	3,142	54.4%	50.6%	52.4%	51.0%
% of FP17s for Band 1 Urgent Courses	292	3,879	7.5%	10.0%	9.5%	9.0%
% of FP17s Relating to Free Repair or Replacements	109	3,879	2.8%	0.9%	0.7%	0.8%
% of FP17s Relating to Continuations	23	3,879	0.6%	1.0%	0.8%	0.9%
% of Patients satisfied with the dentistry they have received	2	2	N/A	93.6%	93.1%	93.2%
% of Patients satisfied with the time they had to wait for an appointment	2	2	N/A	85.2%	87.8%	88.3%

* This is based on patients treated on this contract for their most recent course of treatment. Figures in italics indicate the base number of FP17s or Patient Questionnaire responses are less than 100. N/A is shown where the base number of responses is less than 10 during the period. % is calculated as Quantity/Base number*100

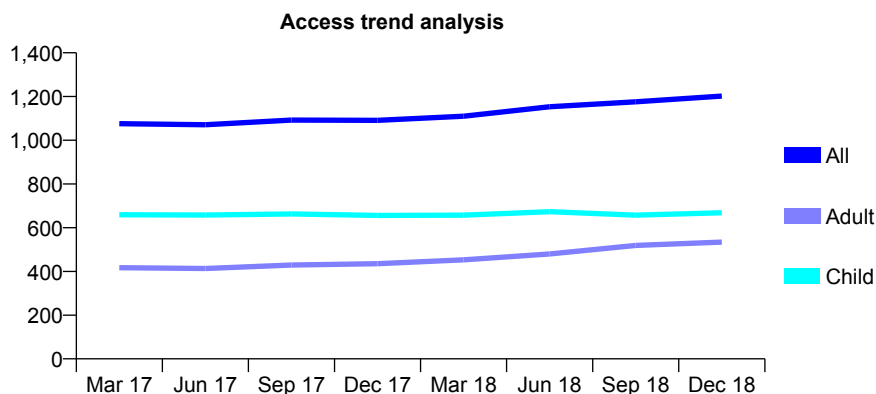
Q66 - Vital Signs At a Glance Contract Report for 335002/0002 - December 2018

Name or company name	MR AZ GITLIN
Contract type name	GDS Contract
Purpose of contract	General
Contract start date	01/04/2006
Contract end date	

18/19 Contracted general activity (UDA)	2,279
Carry forward general activity (UDA)	-46
18/19 Contracted orthodontic activity (UOA)	0
Carry forward orthodontic activity (UOA)	0
Baseline contract value	£53,866.59

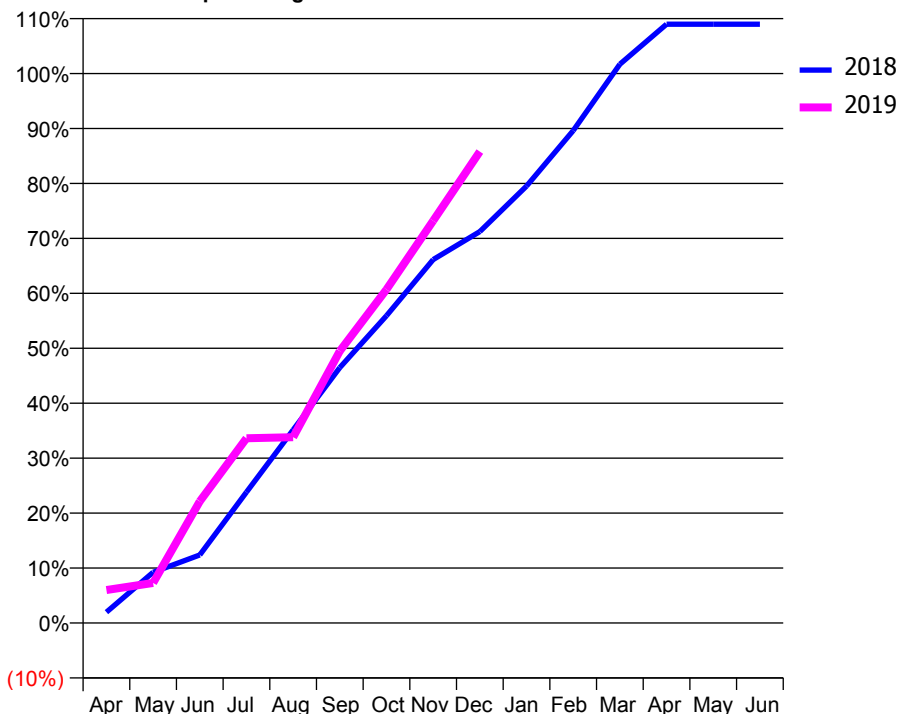
ACCESS*

Patients seen in 24 months	Total	Change since previous quarter
Quarter ending December 2017	1,091	
Quarter ending March 2018	1,110	→
Quarter ending June 2018	1,153	↑
Quarter ending September 2018	1,176	→
Quarter ending December 2018	1,202	↑
Variance since December 2017	10.2%	↑



ACTIVITY

Cumulative percentage of contracted UDA delivered 2018 & 2019



Adjusted Scheduled Activity (UDA)		
Month	2018	2019
April	45	137
May	210	166
June	282	505
July	543	766
August	801	770
September	1,060	1,128
October	1,274	1,383
November	1,507	1,668
December	1,623	1,955
January	1,812	
February	2,042	
March	2,317	
April	2,483	
May	2,483	
June	2,483	

QUALITY

	Quantity	Base Number	Contract	AT	Region	England
% of FP17s for the same patient ID Re-attending within 3 months - Children	27	634	4.3%	9.5%	11.3%	11.8%
% of FP17s for the same patient ID Re-attending within 3 months - Adults	33	453	7.3%	13.9%	15.3%	15.6%
% of FP17s for the same patient ID Re-attending between 3 & 9 months - Children	351	634	55.4%	59.6%	61.1%	58.8%
% of FP17s for the same patient ID Re-attending between 3 & 9 months - Adults	218	453	48.1%	50.6%	52.4%	51.0%
% of FP17s for Band 1 Urgent Courses	22	987	2.2%	10.0%	9.5%	9.0%
% of FP17s Relating to Free Repair or Replacements	17	987	1.7%	0.9%	0.7%	0.8%
% of FP17s Relating to Continuations	5	987	0.5%	1.0%	0.8%	0.9%
% of Patients satisfied with the dentistry they have received	2	2	N/A	93.6%	93.1%	93.2%
% of Patients satisfied with the time they had to wait for an appointment	2	2	N/A	85.2%	87.8%	88.3%

* This is based on patients treated on this contract for their most recent course of treatment. Figures in italics indicate the base number of FP17s or Patient Questionnaire responses are less than 100. N/A is shown where the base number of responses is less than 10 during the period. % is calculated as Quantity/Base number*100

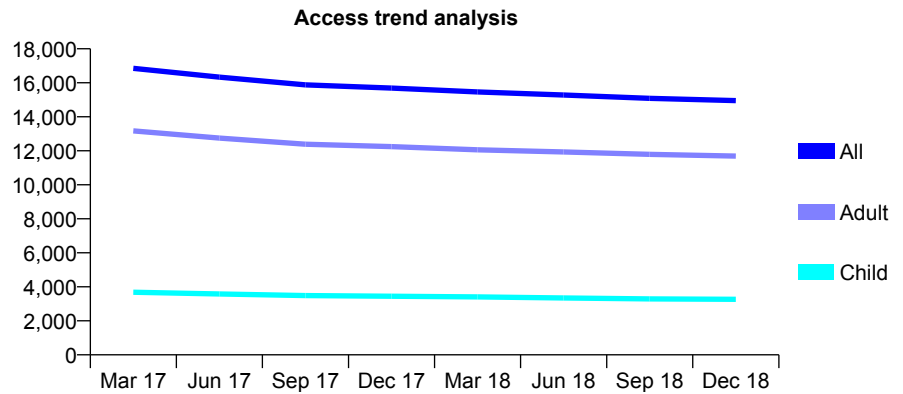
Q66 - Vital Signs At a Glance Contract Report for 335738/0001 - December 2018

Name or company name	MISS SJ YOUNG
Contract type name	GDS Contract
Purpose of contract	General
Contract start date	01/04/2006
Contract end date	

18/19 Contracted general activity (UDA)	28,500
Carry forward general activity (UDA)	0
18/19 Contracted orthodontic activity (UOA)	0
Carry forward orthodontic activity (UOA)	0
Baseline contract value	£735,950.43

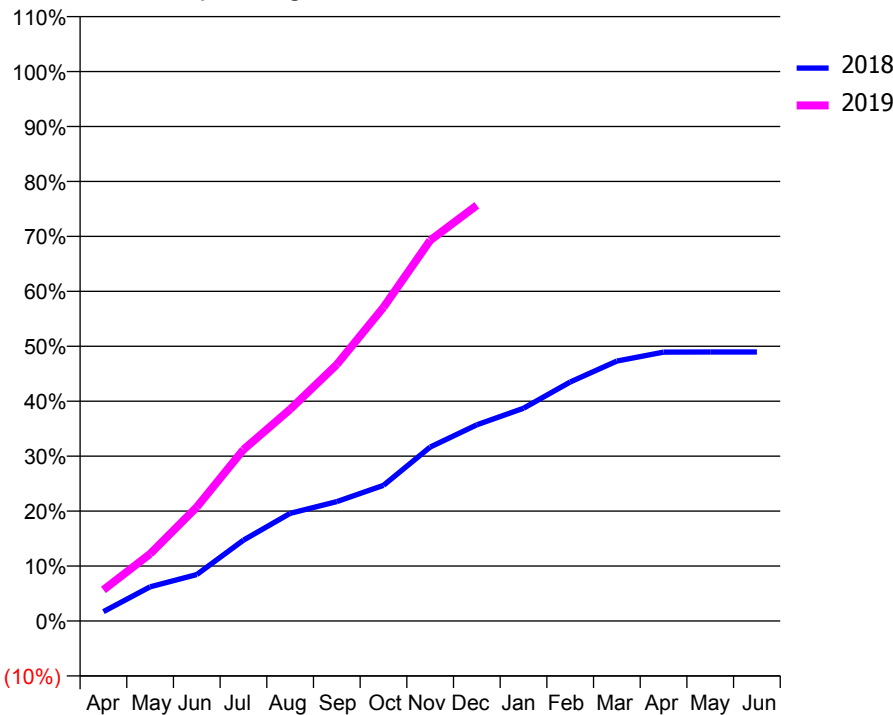
ACCESS*

Patients seen in 24 months	Total	Change since previous quarter
Quarter ending December 2017	15,692	
Quarter ending March 2018	15,465	↓
Quarter ending June 2018	15,280	↓
Quarter ending September 2018	15,084	↓
Quarter ending December 2018	14,954	→
Variance since December 2017	(4.7%)	↓



ACTIVITY

Cumulative percentage of contracted UDA delivered 2018 & 2019



Month	Adjusted Scheduled Activity (UDA)	
	2018	2019
April	959	1,612
May	3,498	3,485
June	4,756	5,913
July	8,279	8,888
August	11,014	10,979
September	12,221	13,303
October	13,876	16,269
November	17,797	19,741
December	20,066	21,562
January	21,757	
February	24,451	
March	26,588	
April	27,505	
May	27,515	
June	27,515	

QUALITY

	Quantity	Base Number	Contract	AT	Region	England
% of FP17s for the same patient ID Re-attending within 3 months - Children	204	3,027	6.7%	9.5%	11.3%	11.8%
% of FP17s for the same patient ID Re-attending within 3 months - Adults	1,782	10,369	17.2%	13.9%	15.3%	15.6%
% of FP17s for the same patient ID Re-attending between 3 & 9 months - Children	1,252	3,027	41.4%	59.6%	61.1%	58.8%
% of FP17s for the same patient ID Re-attending between 3 & 9 months - Adults	3,129	10,369	30.2%	50.6%	52.4%	51.0%
% of FP17s for Band 1 Urgent Courses	1,571	11,323	13.9%	10.0%	9.5%	9.0%
% of FP17s Relating to Free Repair or Replacements	131	11,323	1.2%	0.9%	0.7%	0.8%
% of FP17s Relating to Continuations	191	11,323	1.7%	1.0%	0.8%	0.9%
% of Patients satisfied with the dentistry they have received	5	5	N/A	93.6%	93.1%	93.2%
% of Patients satisfied with the time they had to wait for an appointment	4	5	N/A	85.2%	87.8%	88.3%

* This is based on patients treated on this contract for their most recent course of treatment. Figures in italics indicate the base number of FP17s or Patient Questionnaire responses are less than 100. N/A is shown where the base number of responses is less than 10 during the period. % is calculated as Quantity/Base number*100

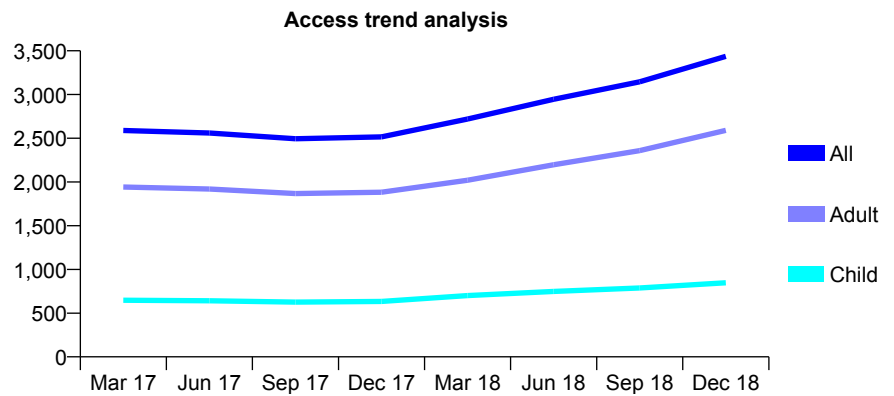
Q66 - Vital Signs At a Glance Contract Report for 337641/0001 - December 2018

Name or company name	MR MI STEWART
Contract type name	GDS Contract
Purpose of contract	General
Contract start date	01/04/2006
Contract end date	

18/19 Contracted general activity (UDA)	7,600
Carry forward general activity (UDA)	0
18/19 Contracted orthodontic activity (UOA)	0
Carry forward orthodontic activity (UOA)	0
Baseline contract value	£195,552.38

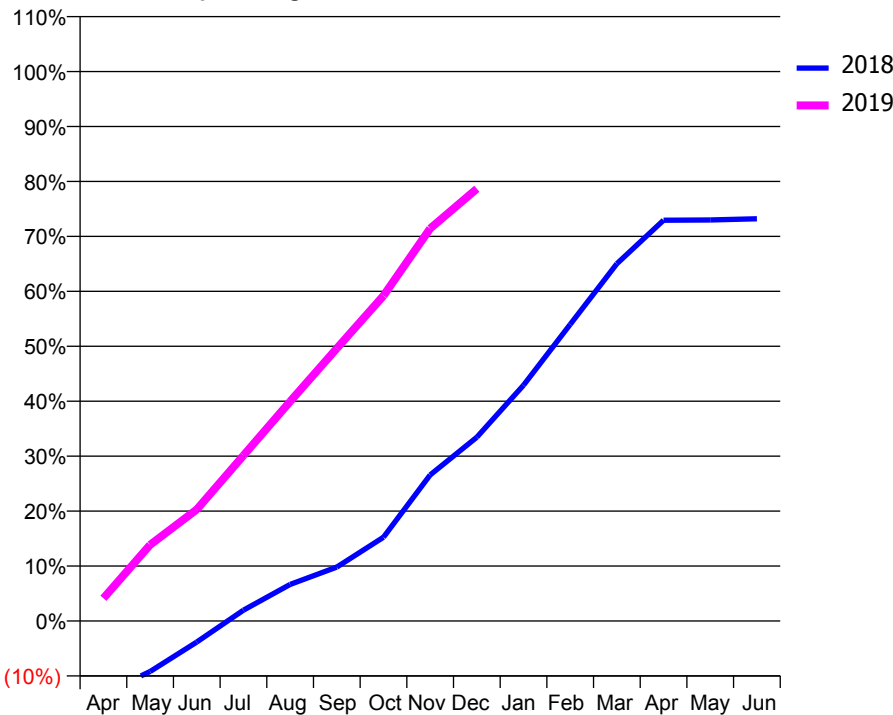
ACCESS*

Patients seen in 24 months	Total	Change since previous quarter
Quarter ending December 2017	2,516	
Quarter ending March 2018	2,720	↑
Quarter ending June 2018	2,945	↑
Quarter ending September 2018	3,146	↑
Quarter ending December 2018	3,437	↑
Variance since December 2017	36.6%	↑



ACTIVITY

Cumulative percentage of contracted UDA delivered 2018 & 2019



Month	Adjusted Scheduled Activity (UDA)	
	2018	2019
April	-744	314
May	-515	1,053
June	-216	1,542
July	111	2,290
August	373	3,037
September	550	3,770
October	854	4,499
November	1,489	5,429
December	1,874	5,979
January	2,404	
February	3,023	
March	3,642	
April	4,084	
May	4,087	
June	4,099	

QUALITY

	Quantity	Base Number	Contract	AT	Region	England
% of FP17s for the same patient ID Re-attending within 3 months - Children	86	982	8.8%	9.5%	11.3%	11.8%
% of FP17s for the same patient ID Re-attending within 3 months - Adults	530	3,113	17.0%	13.9%	15.3%	15.6%
% of FP17s for the same patient ID Re-attending between 3 & 9 months - Children	461	982	46.9%	59.6%	61.1%	58.8%
% of FP17s for the same patient ID Re-attending between 3 & 9 months - Adults	1,246	3,113	40.0%	50.6%	52.4%	51.0%
% of FP17s for Band 1 Urgent Courses	325	3,008	10.8%	10.0%	9.5%	9.0%
% of FP17s Relating to Free Repair or Replacements	35	3,008	1.2%	0.9%	0.7%	0.8%
% of FP17s Relating to Continuations	66	3,008	2.2%	1.0%	0.8%	0.9%
% of Patients satisfied with the dentistry they have received	2	2	N/A	93.6%	93.1%	93.2%
% of Patients satisfied with the time they had to wait for an appointment	1	2	N/A	85.2%	87.8%	88.3%

* This is based on patients treated on this contract for their most recent course of treatment. Figures in italics indicate the base number of FP17s or Patient Questionnaire responses are less than 100. N/A is shown where the base number of responses is less than 10 during the period. % is calculated as Quantity/Base number*100

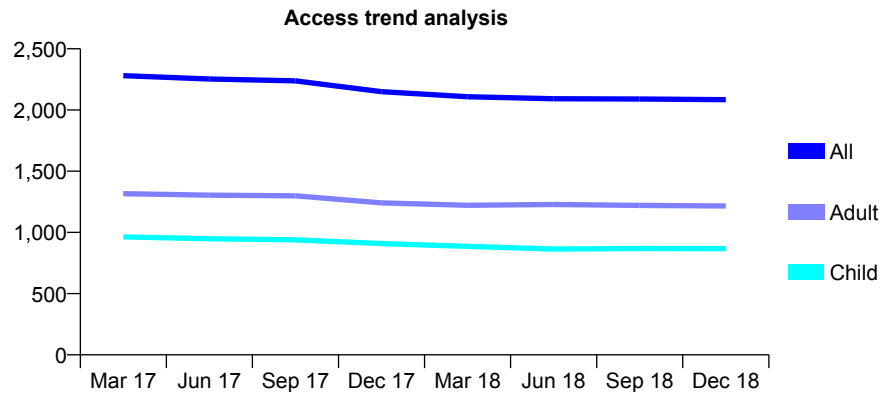
Q66 - Vital Signs At a Glance Contract Report for 340332/0001 - December 2018

Name or company name	MR CJ PRESTON
Contract type name	GDS Contract
Purpose of contract	General
Contract start date	01/05/2006
Contract end date	

18/19 Contracted general activity (UDA)	2,963
Carry forward general activity (UDA)	0
18/19 Contracted orthodontic activity (UOA)	0
Carry forward orthodontic activity (UOA)	0
Baseline contract value	£85,973.85

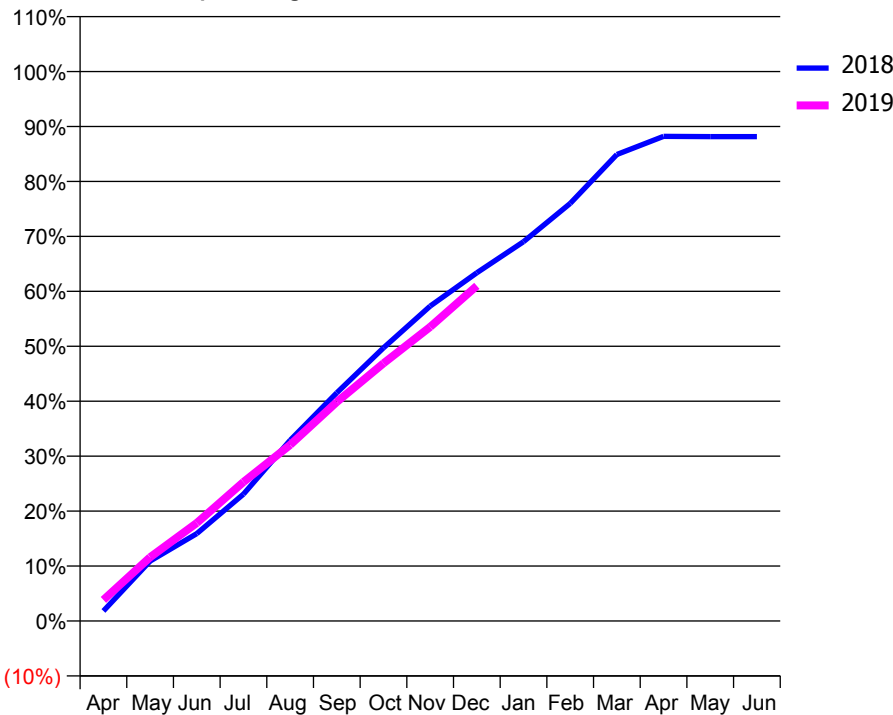
ACCESS*

Patients seen in 24 months	Total	Change since previous quarter
Quarter ending December 2017	2,150	
Quarter ending March 2018	2,108	↓
Quarter ending June 2018	2,092	→
Quarter ending September 2018	2,090	→
Quarter ending December 2018	2,084	→
Variance since December 2017	(3.1%)	↓



ACTIVITY

Cumulative percentage of contracted UDA delivered 2018 & 2019



Adjusted Scheduled Activity (UDA)		
Month	2018	2019
April	55	114
May	323	344
June	471	529
July	684	749
August	975	950
September	1,231	1,181
October	1,473	1,389
November	1,698	1,586
December	1,878	1,808
January	2,045	
February	2,251	
March	2,516	
April	2,613	
May	2,612	
June	2,612	

QUALITY

	Quantity	Base Number	Contract	AT	Region	England
% of FP17s for the same patient ID Re-attending within 3 months - Children	57	1,053	5.4%	9.5%	11.3%	11.8%
% of FP17s for the same patient ID Re-attending within 3 months - Adults	188	1,284	14.6%	13.9%	15.3%	15.6%
% of FP17s for the same patient ID Re-attending between 3 & 9 months - Children	763	1,053	72.5%	59.6%	61.1%	58.8%
% of FP17s for the same patient ID Re-attending between 3 & 9 months - Adults	788	1,284	61.4%	50.6%	52.4%	51.0%
% of FP17s for Band 1 Urgent Courses	73	1,211	6.0%	10.0%	9.5%	9.0%
% of FP17s Relating to Free Repair or Replacements	4	1,211	0.3%	0.9%	0.7%	0.8%
% of FP17s Relating to Continuations	1	1,211	0.1%	1.0%	0.8%	0.9%
% of Patients satisfied with the dentistry they have received	2	2	N/A	93.6%	93.1%	93.2%
% of Patients satisfied with the time they had to wait for an appointment	1	2	N/A	85.2%	87.8%	88.3%

* This is based on patients treated on this contract for their most recent course of treatment. Figures in italics indicate the base number of FP17s or Patient Questionnaire responses are less than 100. N/A is shown where the base number of responses is less than 10 during the period. % is calculated as Quantity/Base number*100

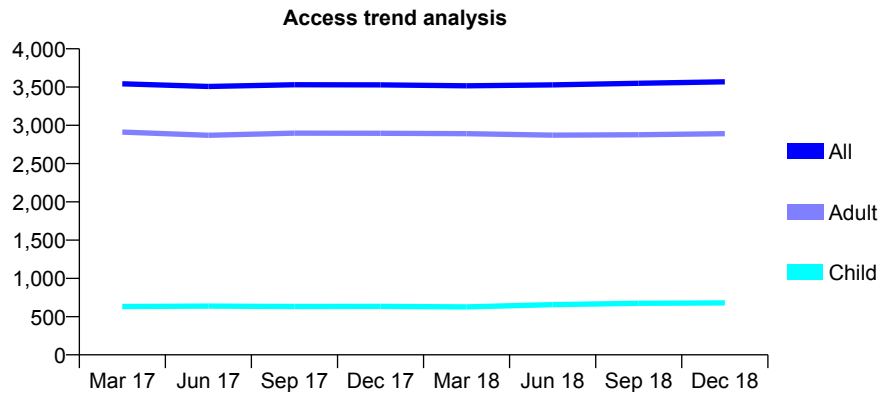
Q66 - Vital Signs At a Glance Contract Report for 354546/0001 - December 2018

Name or company name	MR MA ZARASVAND
Contract type name	GDS Contract
Purpose of contract	General
Contract start date	01/04/2006
Contract end date	

18/19 Contracted general activity (UDA)	9,537
Carry forward general activity (UDA)	950
18/19 Contracted orthodontic activity (UOA)	0
Carry forward orthodontic activity (UOA)	0
Baseline contract value	£220,709.13

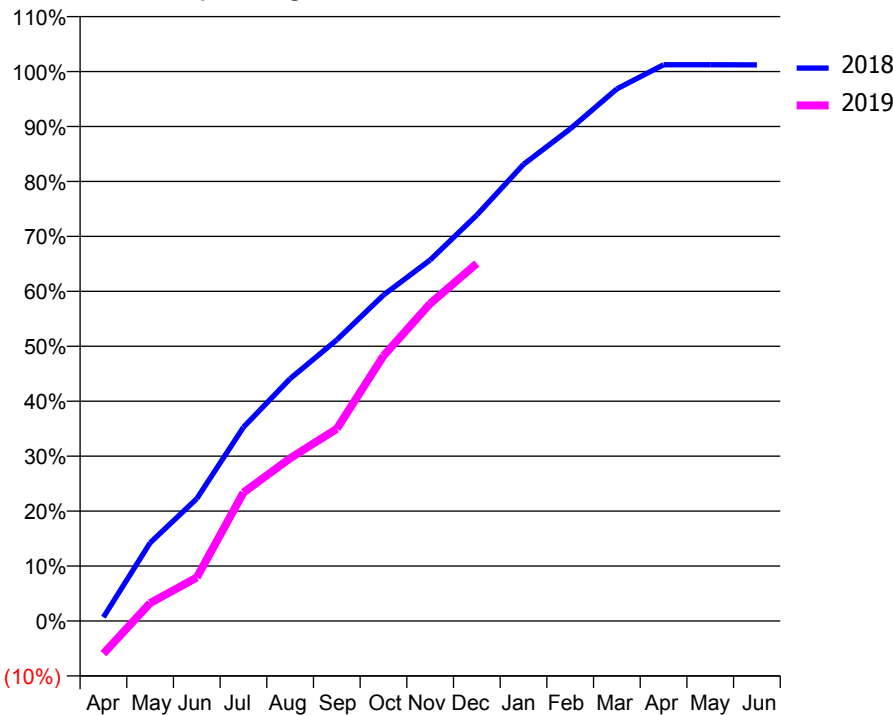
ACCESS*

Patients seen in 24 months	Total	Change since previous quarter
Quarter ending December 2017	3,529	
Quarter ending March 2018	3,516	→
Quarter ending June 2018	3,528	→
Quarter ending September 2018	3,549	→
Quarter ending December 2018	3,568	→
Variance since December 2017	1.1%	→



ACTIVITY

Cumulative percentage of contracted UDA delivered 2018 & 2019



Month	Adjusted Scheduled Activity (UDA)	
	2018	2019
April	65	-568
May	1,358	312
June	2,123	755
July	3,364	2,231
August	4,207	2,825
September	4,880	3,336
October	5,658	4,602
November	6,265	5,508
December	7,046	6,206
January	7,925	
February	8,541	
March	9,235	
April	9,653	
May	9,653	
June	9,652	

QUALITY

	Quantity	Base Number	Contract	AT	Region	England
% of FP17s for the same patient ID Re-attending within 3 months - Children	15	720	2.1%	9.5%	11.3%	11.8%
% of FP17s for the same patient ID Re-attending within 3 months - Adults	202	3,472	5.8%	13.9%	15.3%	15.6%
% of FP17s for the same patient ID Re-attending between 3 & 9 months - Children	417	720	57.9%	59.6%	61.1%	58.8%
% of FP17s for the same patient ID Re-attending between 3 & 9 months - Adults	2,505	3,472	72.1%	50.6%	52.4%	51.0%
% of FP17s for Band 1 Urgent Courses	138	3,969	3.5%	10.0%	9.5%	9.0%
% of FP17s Relating to Free Repair or Replacements	1	3,969	0.0%	0.9%	0.7%	0.8%
% of FP17s Relating to Continuations	1	3,969	0.0%	1.0%	0.8%	0.9%
% of Patients satisfied with the dentistry they have received	4	4	N/A	93.6%	93.1%	93.2%
% of Patients satisfied with the time they had to wait for an appointment	4	4	N/A	85.2%	87.8%	88.3%

* This is based on patients treated on this contract for their most recent course of treatment. Figures in italics indicate the base number of FP17s or Patient Questionnaire responses are less than 100. N/A is shown where the base number of responses is less than 10 during the period. % is calculated as Quantity/Base number*100

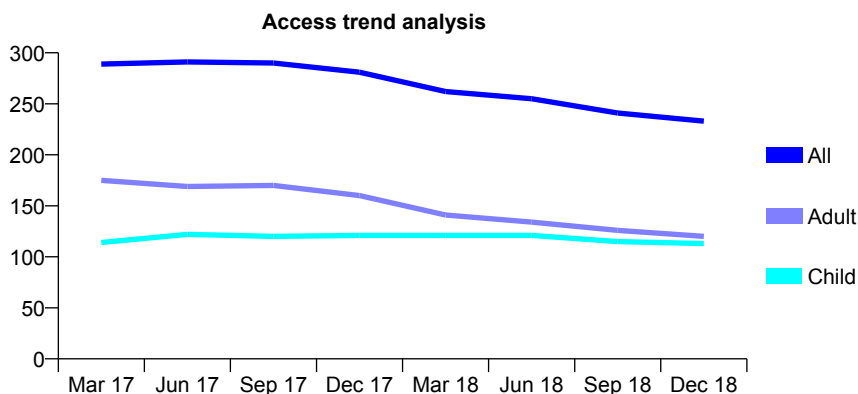
Q66 - Vital Signs At a Glance Contract Report for 367001/0002 - December 2018

Name or company name	Dr Nina Khaira
Contract type name	GDS Contract
Purpose of contract	General
Contract start date	02/06/2008
Contract end date	

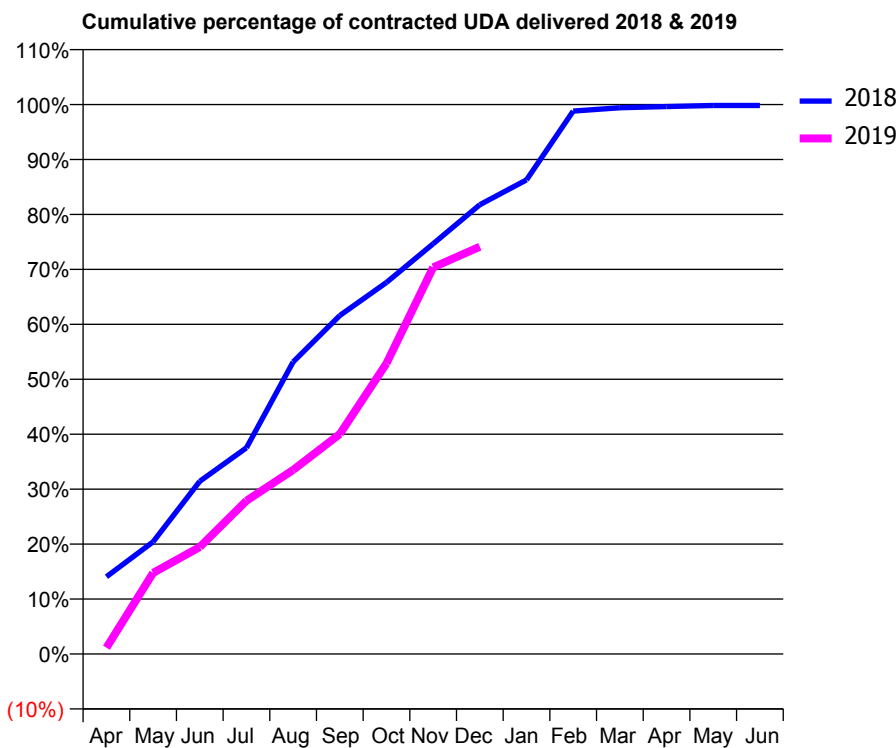
18/19 Contracted general activity (UDA)	535
Carry forward general activity (UDA)	1
18/19 Contracted orthodontic activity (UOA)	0
Carry forward orthodontic activity (UOA)	0
Baseline contract value	£14,086.08

ACCESS*

Patients seen in 24 months	Total	Change since previous quarter
Quarter ending December 2017	281	
Quarter ending March 2018	262	↓
Quarter ending June 2018	255	↓
Quarter ending September 2018	241	↓
Quarter ending December 2018	233	↓
Variance since December 2017	(17.1%)	↓



ACTIVITY



Adjusted Scheduled Activity (UDA)		
Month	2018	2019
April	75	6
May	109	79
June	168	104
July	201	149
August	284	179
September	330	214
October	362	283
November	399	376
December	437	397
January	462	
February	529	
March	532	
April	533	
May	534	
June	534	

QUALITY

	Quantity	Base Number	Contract	AT	Region	England
% of FP17s for the same patient ID Re-attending within 3 months - Children	16	119	13.4%	9.5%	11.3%	11.8%
% of FP17s for the same patient ID Re-attending within 3 months - Adults	21	85	24.7%	13.9%	15.3%	15.6%
% of FP17s for the same patient ID Re-attending between 3 & 9 months - Children	60	119	50.4%	59.6%	61.1%	58.8%
% of FP17s for the same patient ID Re-attending between 3 & 9 months - Adults	40	85	47.1%	50.6%	52.4%	51.0%
% of FP17s for Band 1 Urgent Courses	13	202	6.4%	10.0%	9.5%	9.0%
% of FP17s Relating to Free Repair or Replacements	1	202	0.5%	0.9%	0.7%	0.8%
% of FP17s Relating to Continuations	2	202	1.0%	1.0%	0.8%	0.9%
% of Patients satisfied with the dentistry they have received	1	1	N/A	93.6%	93.1%	93.2%
% of Patients satisfied with the time they had to wait for an appointment	1	1	N/A	85.2%	87.8%	88.3%

* This is based on patients treated on this contract for their most recent course of treatment. Figures in italics indicate the base number of FP17s or Patient Questionnaire responses are less than 100. N/A is shown where the base number of responses is less than 10 during the period. % is calculated as Quantity/Base number*100

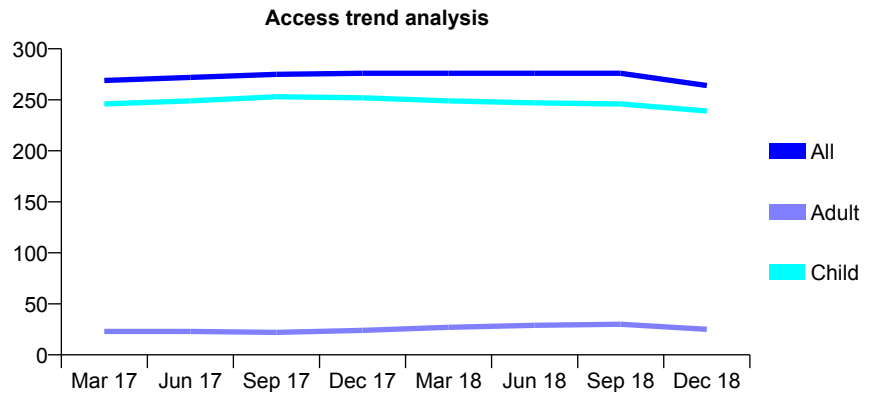
Q66 - Vital Signs At a Glance Contract Report for 560367/0001 - December 2018

Name or company name	Park Crescent Dental Practice
Contract type name	GDS Contract
Purpose of contract	General
Contract start date	01/04/2006
Contract end date	

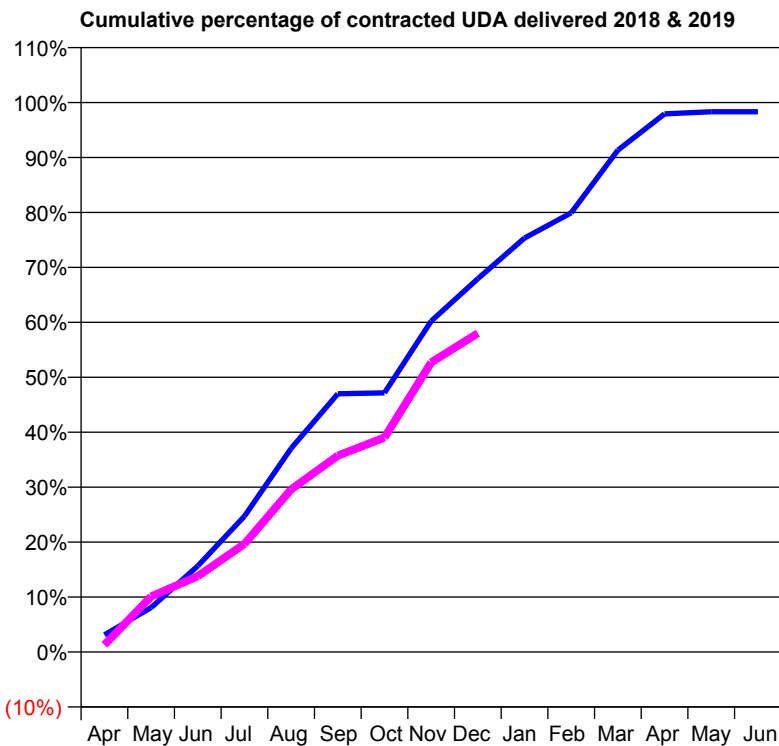
18/19 Contracted general activity (UDA)	544
Carry forward general activity (UDA)	9
18/19 Contracted orthodontic activity (UOA)	0
Carry forward orthodontic activity (UOA)	0
Baseline contract value	£10,660.33

ACCESS*

Patients seen in 24 months	Total	Change since previous quarter
Quarter ending December 2017	276	
Quarter ending March 2018	276	→
Quarter ending June 2018	276	→
Quarter ending September 2018	276	→
Quarter ending December 2018	264	↓
Variance since December 2017	(4.3%)	↓



ACTIVITY



Month	Adjusted Scheduled Activity (UDA)	
	2018	2019
April	17	7
May	44	55
June	85	75
July	134	107
August	202	161
September	256	194
October	257	212
November	328	287
December	370	316
January	410	
February	435	
March	497	
April	533	
May	535	
June	535	

QUALITY

	Quantity	Base Number	Contract	AT	Region	England
% of FP17s for the same patient ID Re-attending within 3 months - Children	29	299	9.7%	9.5%	11.3%	11.8%
% of FP17s for the same patient ID Re-attending within 3 months - Adults	0	0	N/A	13.9%	15.3%	15.6%
% of FP17s for the same patient ID Re-attending between 3 & 9 months - Children	202	299	67.6%	59.6%	61.1%	58.8%
% of FP17s for the same patient ID Re-attending between 3 & 9 months - Adults	0	0	N/A	50.6%	52.4%	51.0%
% of FP17s for Band 1 Urgent Courses	3	270	1.1%	10.0%	9.5%	9.0%
% of FP17s Relating to Free Repair or Replacements	0	270	0.0%	0.9%	0.7%	0.8%
% of FP17s Relating to Continuations	0	270	0.0%	1.0%	0.8%	0.9%
% of Patients satisfied with the dentistry they have received	0	0	N/A	93.6%	93.1%	93.2%
% of Patients satisfied with the time they had to wait for an appointment	0	0	N/A	85.2%	87.8%	88.3%

* This is based on patients treated on this contract for their most recent course of treatment. Figures in italics indicate the base number of FP17s or Patient Questionnaire responses are less than 100. N/A is shown where the base number of responses is less than 10 during the period. % is calculated as Quantity/Base number*100

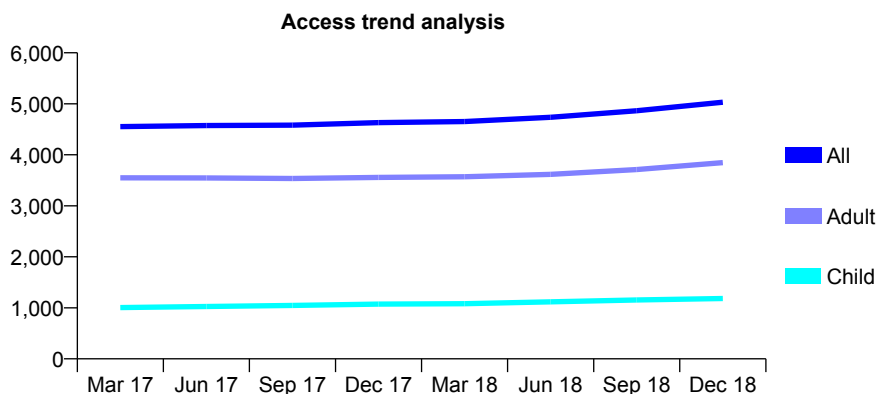
Q66 - Vital Signs At a Glance Contract Report for 565148/0001 - December 2018

Name or company name	MR PM PROSSER
Contract type name	GDS Contract
Purpose of contract	General
Contract start date	01/04/2006
Contract end date	

18/19 Contracted general activity (UDA)	16,362
Carry forward general activity (UDA)	64
18/19 Contracted orthodontic activity (UOA)	0
Carry forward orthodontic activity (UOA)	0
Baseline contract value	£431,433.86

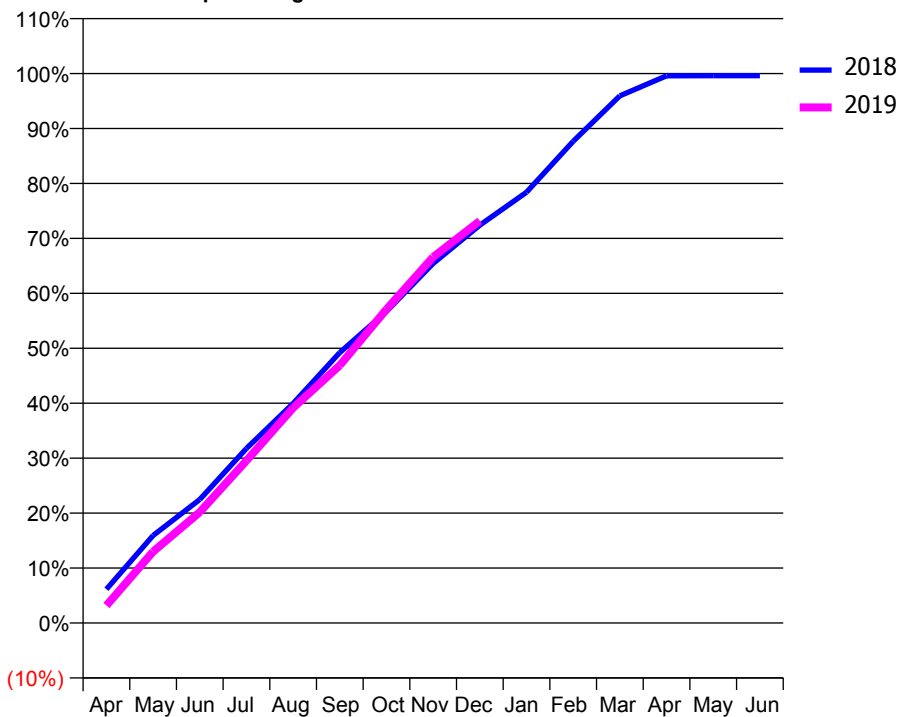
ACCESS*

Patients seen in 24 months	Total	Change since previous quarter
Quarter ending December 2017	4,631	
Quarter ending March 2018	4,652	→
Quarter ending June 2018	4,736	→
Quarter ending September 2018	4,865	↑
Quarter ending December 2018	5,032	↑
Variance since December 2017	8.7%	↑



ACTIVITY

Cumulative percentage of contracted UDA delivered 2018 & 2019



Month	Adjusted Scheduled Activity (UDA)	
	2018	2019
April	1,008	523
May	2,607	2,128
June	3,679	3,303
July	5,201	4,834
August	6,536	6,405
September	8,056	7,673
October	9,279	9,341
November	10,707	10,898
December	11,845	11,975
January	12,825	
February	14,344	
March	15,696	
April	16,295	
May	16,297	
June	16,298	

QUALITY

	Quantity	Base Number	Contract	AT	Region	England
% of FP17s for the same patient ID Re-attending within 3 months - Children	116	1,432	8.1%	9.5%	11.3%	11.8%
% of FP17s for the same patient ID Re-attending within 3 months - Adults	766	4,778	16.0%	13.9%	15.3%	15.6%
% of FP17s for the same patient ID Re-attending between 3 & 9 months - Children	950	1,432	66.3%	59.6%	61.1%	58.8%
% of FP17s for the same patient ID Re-attending between 3 & 9 months - Adults	2,859	4,778	59.8%	50.6%	52.4%	51.0%
% of FP17s for Band 1 Urgent Courses	379	5,956	6.4%	10.0%	9.5%	9.0%
% of FP17s Relating to Free Repair or Replacements	68	5,956	1.1%	0.9%	0.7%	0.8%
% of FP17s Relating to Continuations	172	5,956	2.9%	1.0%	0.8%	0.9%
% of Patients satisfied with the dentistry they have received	4	4	N/A	93.6%	93.1%	93.2%
% of Patients satisfied with the time they had to wait for an appointment	4	4	N/A	85.2%	87.8%	88.3%

* This is based on patients treated on this contract for their most recent course of treatment. Figures in italics indicate the base number of FP17s or Patient Questionnaire responses are less than 100. N/A is shown where the base number of responses is less than 10 during the period. % is calculated as Quantity/Base number*100

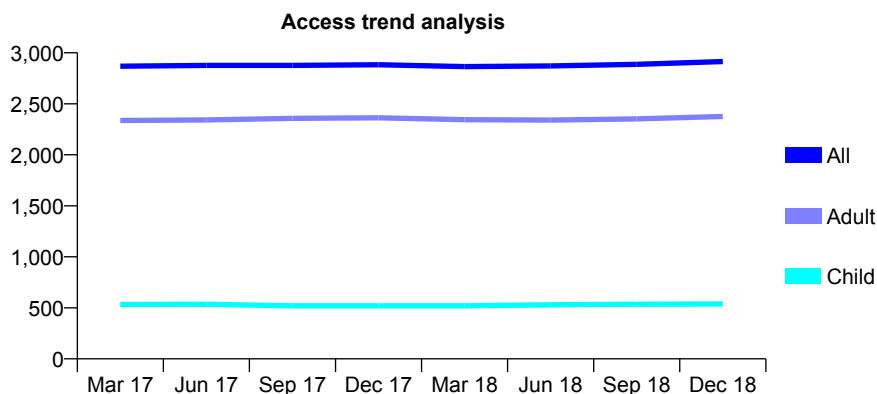
Q66 - Vital Signs At a Glance Contract Report for 566837/0001 - December 2018

Name or company name	MR K MCGAREY
Contract type name	GDS Contract
Purpose of contract	General
Contract start date	01/04/2006
Contract end date	

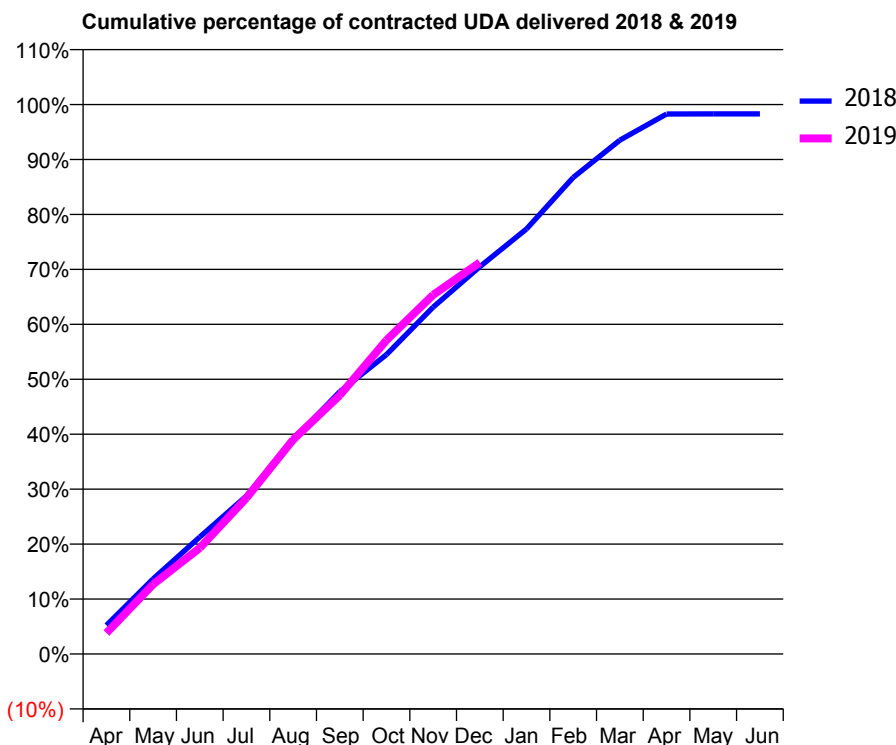
18/19 Contracted general activity (UDA)	10,175
Carry forward general activity (UDA)	173
18/19 Contracted orthodontic activity (UOA)	0
Carry forward orthodontic activity (UOA)	0
Baseline contract value	£244,941.46

ACCESS*

Patients seen in 24 months	Total	Change since previous quarter
Quarter ending December 2017	2,883	
Quarter ending March 2018	2,865	→
Quarter ending June 2018	2,871	→
Quarter ending September 2018	2,887	→
Quarter ending December 2018	2,914	→
Variance since December 2017	1.1%	→



ACTIVITY



Month	Adjusted Scheduled Activity (UDA)	
	2018	2019
April	531	389
May	1,392	1,290
June	2,167	1,965
July	2,927	2,891
August	3,967	3,968
September	4,858	4,791
October	5,544	5,811
November	6,423	6,651
December	7,172	7,251
January	7,871	
February	8,822	
March	9,514	
April	9,999	
May	10,002	
June	10,002	

QUALITY

	Quantity	Base Number	Contract	AT	Region	England
% of FP17s for the same patient ID Re-attending within 3 months - Children	60	678	8.8%	9.5%	11.3%	11.8%
% of FP17s for the same patient ID Re-attending within 3 months - Adults	524	3,033	17.3%	13.9%	15.3%	15.6%
% of FP17s for the same patient ID Re-attending between 3 & 9 months - Children	421	678	62.1%	59.6%	61.1%	58.8%
% of FP17s for the same patient ID Re-attending between 3 & 9 months - Adults	1,728	3,033	57.0%	50.6%	52.4%	51.0%
% of FP17s for Band 1 Urgent Courses	368	3,518	10.5%	10.0%	9.5%	9.0%
% of FP17s Relating to Free Repair or Replacements	65	3,518	1.8%	0.9%	0.7%	0.8%
% of FP17s Relating to Continuations	85	3,518	2.4%	1.0%	0.8%	0.9%
% of Patients satisfied with the dentistry they have received	2	2	N/A	93.6%	93.1%	93.2%
% of Patients satisfied with the time they had to wait for an appointment	2	2	N/A	85.2%	87.8%	88.3%

* This is based on patients treated on this contract for their most recent course of treatment. Figures in italics indicate the base number of FP17s or Patient Questionnaire responses are less than 100. N/A is shown where the base number of responses is less than 10 during the period. % is calculated as Quantity/Base number*100

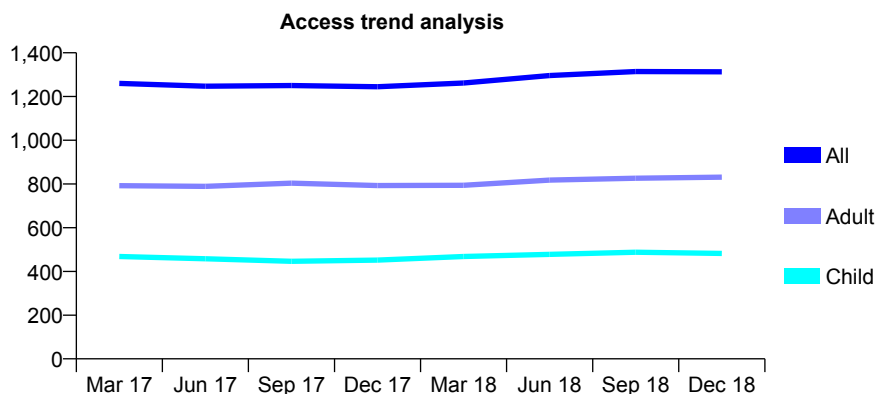
Q66 - Vital Signs At a Glance Contract Report for 632252/0002 - December 2018

Name or company name	MR R MACRAE
Contract type name	GDS Contract
Purpose of contract	General
Contract start date	01/04/2006
Contract end date	

18/19 Contracted general activity (UDA)	1,000
Carry forward general activity (UDA)	25
18/19 Contracted orthodontic activity (UOA)	0
Carry forward orthodontic activity (UOA)	0
Baseline contract value	£22,013.52

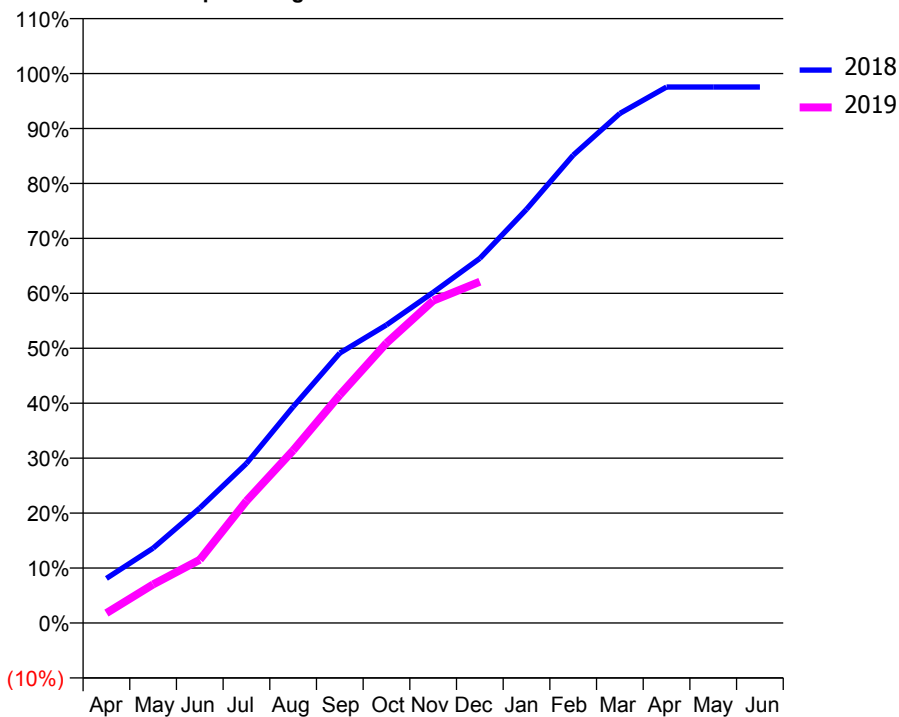
ACCESS*

Patients seen in 24 months	Total	Change since previous quarter
Quarter ending December 2017	1,245	
Quarter ending March 2018	1,262	→
Quarter ending June 2018	1,296	↑
Quarter ending September 2018	1,314	→
Quarter ending December 2018	1,313	→
Variance since December 2017	5.5%	↑



ACTIVITY

Cumulative percentage of contracted UDA delivered 2018 & 2019



Month	Adjusted Scheduled Activity (UDA)	
	2018	2019
April	81	18
May	136	70
June	209	115
July	290	222
August	393	314
September	491	415
October	543	510
November	602	587
December	664	621
January	753	
February	851	
March	927	
April	975	
May	975	
June	975	

QUALITY

	Quantity	Base Number	Contract	AT	Region	England
% of FP17s for the same patient ID Re-attending within 3 months - Children	32	577	5.5%	9.5%	11.3%	11.8%
% of FP17s for the same patient ID Re-attending within 3 months - Adults	120	944	12.7%	13.9%	15.3%	15.6%
% of FP17s for the same patient ID Re-attending between 3 & 9 months - Children	378	577	65.5%	59.6%	61.1%	58.8%
% of FP17s for the same patient ID Re-attending between 3 & 9 months - Adults	590	944	62.5%	50.6%	52.4%	51.0%
% of FP17s for Band 1 Urgent Courses	15	430	3.5%	10.0%	9.5%	9.0%
% of FP17s Relating to Free Repair or Replacements	2	430	0.5%	0.9%	0.7%	0.8%
% of FP17s Relating to Continuations	1	430	0.2%	1.0%	0.8%	0.9%
% of Patients satisfied with the dentistry they have received	0	0	N/A	93.6%	93.1%	93.2%
% of Patients satisfied with the time they had to wait for an appointment	0	0	N/A	85.2%	87.8%	88.3%

* This is based on patients treated on this contract for their most recent course of treatment. Figures in italics indicate the base number of FP17s or Patient Questionnaire responses are less than 100. N/A is shown where the base number of responses is less than 10 during the period. % is calculated as Quantity/Base number*100

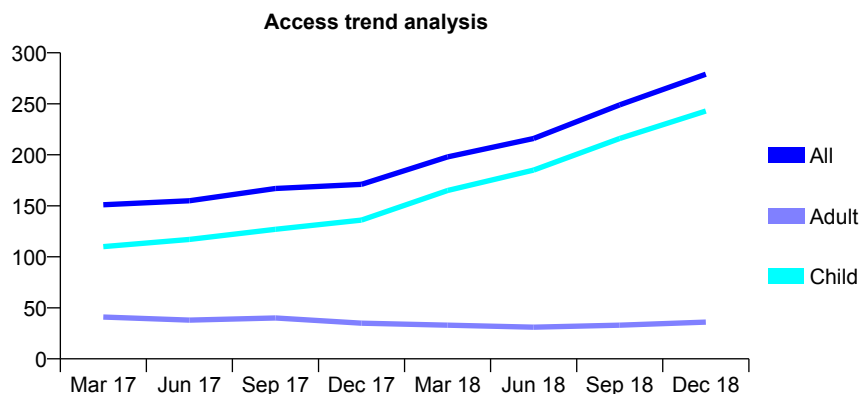
Q66 - Vital Signs At a Glance Contract Report for 636185/0001 - December 2018

Name or company name	Natalie Francesca Elliott
Contract type name	GDS Contract
Purpose of contract	General
Contract start date	01/04/2006
Contract end date	

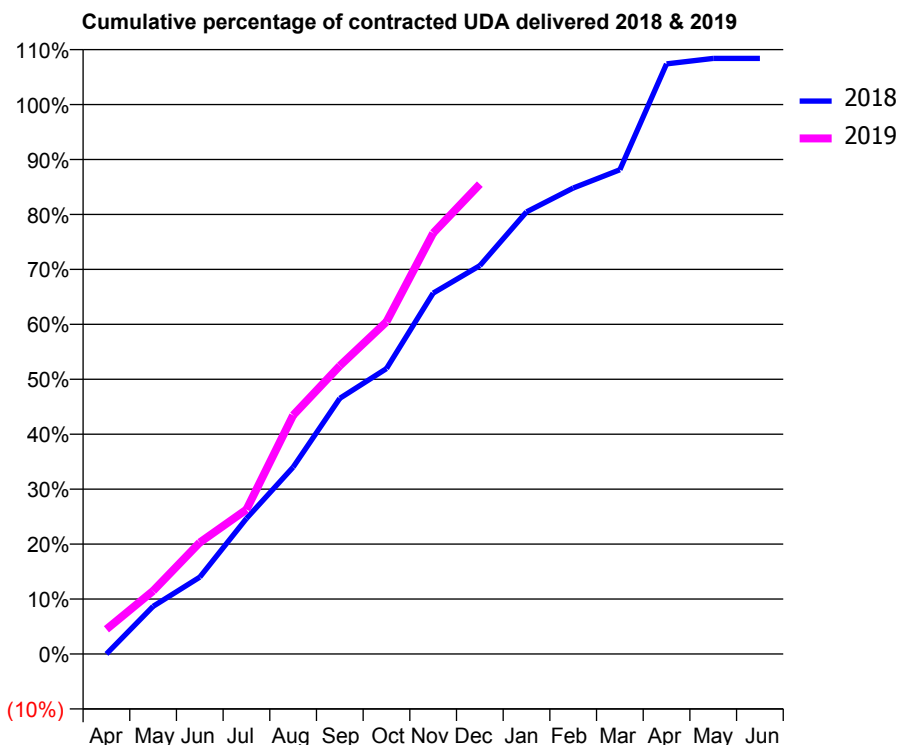
18/19 Contracted general activity (UDA)	400
Carry forward general activity (UDA)	-6
18/19 Contracted orthodontic activity (UOA)	0
Carry forward orthodontic activity (UOA)	0
Baseline contract value	£9,324.18

ACCESS*

Patients seen in 24 months	Total	Change since previous quarter
Quarter ending December 2017	171	
Quarter ending March 2018	198	↑
Quarter ending June 2018	216	↑
Quarter ending September 2018	249	↑
Quarter ending December 2018	279	↑
Variance since December 2017	63.2%	↑



ACTIVITY



Month	Adjusted Scheduled Activity (UDA)	
	2018	2019
April	0	18
May	26	46
June	42	81
July	74	105
August	102	174
September	140	210
October	156	242
November	197	306
December	212	342
January	241	
February	254	
March	264	
April	322	
May	325	
June	325	

QUALITY

	Quantity	Base Number	Contract	AT	Region	England
% of FP17s for the same patient ID Re-attending within 3 months - Children	27	331	8.2%	9.5%	11.3%	11.8%
% of FP17s for the same patient ID Re-attending within 3 months - Adults	0	16	0.0%	13.9%	15.3%	15.6%
% of FP17s for the same patient ID Re-attending between 3 & 9 months - Children	146	331	44.1%	59.6%	61.1%	58.8%
% of FP17s for the same patient ID Re-attending between 3 & 9 months - Adults	6	16	37.5%	50.6%	52.4%	51.0%
% of FP17s for Band 1 Urgent Courses	10	290	3.4%	10.0%	9.5%	9.0%
% of FP17s Relating to Free Repair or Replacements	0	290	0.0%	0.9%	0.7%	0.8%
% of FP17s Relating to Continuations	0	290	0.0%	1.0%	0.8%	0.9%
% of Patients satisfied with the dentistry they have received	0	0	N/A	93.6%	93.1%	93.2%
% of Patients satisfied with the time they had to wait for an appointment	0	0	N/A	85.2%	87.8%	88.3%

* This is based on patients treated on this contract for their most recent course of treatment. Figures in italics indicate the base number of FP17s or Patient Questionnaire responses are less than 100. N/A is shown where the base number of responses is less than 10 during the period. % is calculated as Quantity/Base number*100

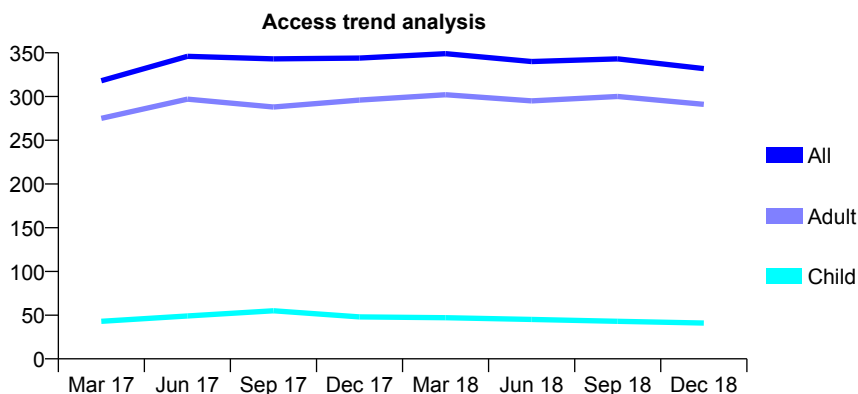
Q66 - Vital Signs At a Glance Contract Report for 641308/0002 - December 2018

Name or company name	MR JN CHOPE
Contract type name	GDS Contract
Purpose of contract	General
Contract start date	01/04/2006
Contract end date	

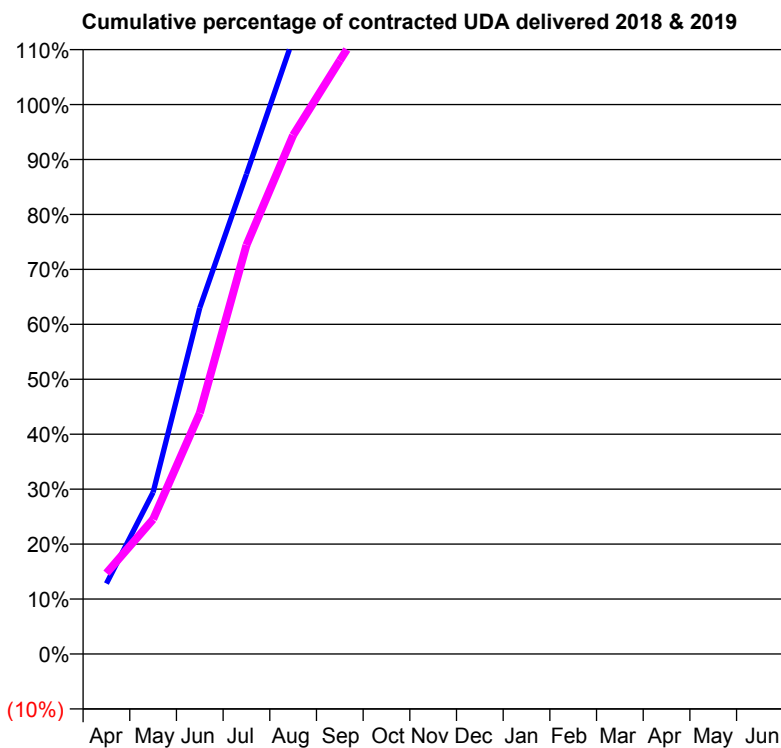
18/19 Contracted general activity (UDA)	265
Carry forward general activity (UDA)	0
18/19 Contracted orthodontic activity (UOA)	0
Carry forward orthodontic activity (UOA)	0
Baseline contract value	£72,154.94

ACCESS*

Patients seen in 24 months	Total	Change since previous quarter
Quarter ending December 2017	344	
Quarter ending March 2018	349	→
Quarter ending June 2018	340	↓
Quarter ending September 2018	343	→
Quarter ending December 2018	332	↓
Variance since December 2017	(3.5%)	↓



ACTIVITY



Month	Adjusted Scheduled Activity (UDA)	
	2018	2019
April	34	39
May	78	65
June	167	116
July	231	197
August	297	250
September	368	286
October	422	321
November	477	380
December	510	401
January	582	
February	647	
March	701	
April	734	
May	742	
June	742	

QUALITY

	Quantity	Base Number	Contract	AT	Region	England
% of FP17s for the same patient ID Re-attending within 3 months - Children	2	50	4.0%	9.5%	11.3%	11.8%
% of FP17s for the same patient ID Re-attending within 3 months - Adults	19	188	10.1%	13.9%	15.3%	15.6%
% of FP17s for the same patient ID Re-attending between 3 & 9 months - Children	40	50	80.0%	59.6%	61.1%	58.8%
% of FP17s for the same patient ID Re-attending between 3 & 9 months - Adults	36	188	19.1%	50.6%	52.4%	51.0%
% of FP17s for Band 1 Urgent Courses	1	224	0.4%	10.0%	9.5%	9.0%
% of FP17s Relating to Free Repair or Replacements	0	224	0.0%	0.9%	0.7%	0.8%
% of FP17s Relating to Continuations	4	224	1.8%	1.0%	0.8%	0.9%
% of Patients satisfied with the dentistry they have received	2	2	N/A	93.6%	93.1%	93.2%
% of Patients satisfied with the time they had to wait for an appointment	2	2	N/A	85.2%	87.8%	88.3%

* This is based on patients treated on this contract for their most recent course of treatment. Figures in italics indicate the base number of FP17s or Patient Questionnaire responses are less than 100. N/A is shown where the base number of responses is less than 10 during the period. % is calculated as Quantity/Base number*100

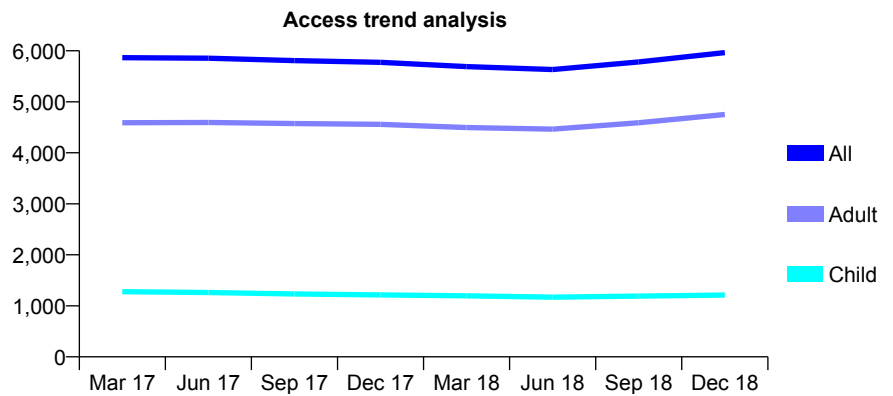
Q66 - Vital Signs At a Glance Contract Report for 641308/0003 - December 2018

Name or company name	MR JN CHOPE
Contract type name	GDS Contract
Purpose of contract	General
Contract start date	01/10/2009
Contract end date	

18/19 Contracted general activity (UDA)	22,792
Carry forward general activity (UDA)	-137
18/19 Contracted orthodontic activity (UOA)	0
Carry forward orthodontic activity (UOA)	0
Baseline contract value	£702,187.33

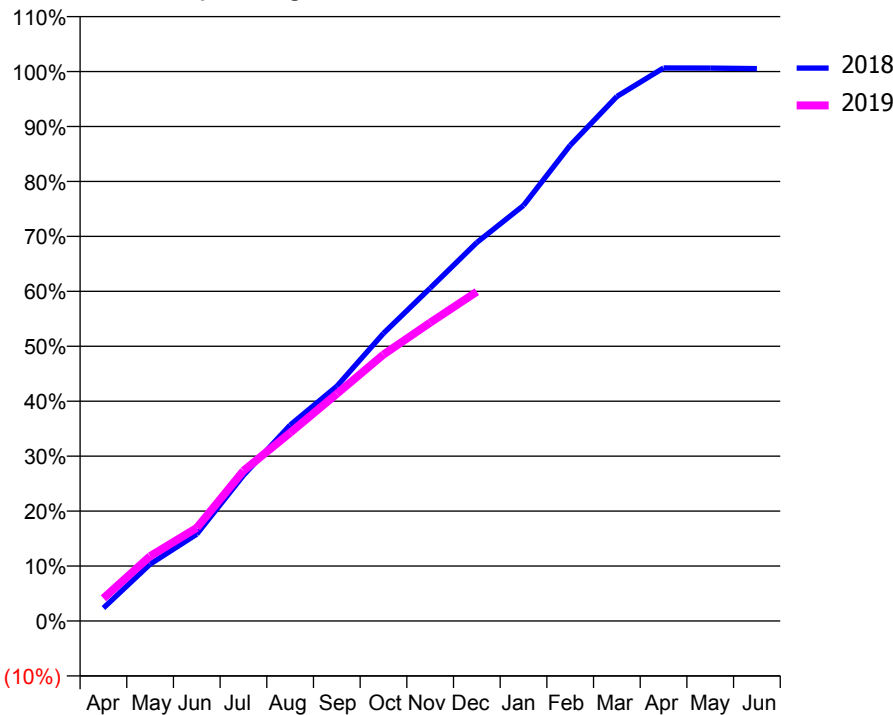
ACCESS*

Patients seen in 24 months	Total	Change since previous quarter
Quarter ending December 2017	5,773	
Quarter ending March 2018	5,691	↓
Quarter ending June 2018	5,633	↓
Quarter ending September 2018	5,781	↑
Quarter ending December 2018	5,964	↑
Variance since December 2017	3.3%	↑



ACTIVITY

Cumulative percentage of contracted UDA delivered 2018 & 2019



Month	Adjusted Scheduled Activity (UDA)	
	2018	2019
April	474	943
May	2,071	2,692
June	3,164	3,861
July	5,301	6,233
August	7,134	7,809
September	8,546	9,425
October	10,473	11,052
November	12,115	12,377
December	13,775	13,657
January	15,125	
February	17,316	
March	19,090	
April	20,130	
May	20,126	
June	20,107	

QUALITY

	Quantity	Base Number	Contract	AT	Region	England
% of FP17s for the same patient ID Re-attending within 3 months - Children	161	1,348	11.9%	9.5%	11.3%	11.8%
% of FP17s for the same patient ID Re-attending within 3 months - Adults	838	5,150	16.3%	13.9%	15.3%	15.6%
% of FP17s for the same patient ID Re-attending between 3 & 9 months - Children	781	1,348	57.9%	59.6%	61.1%	58.8%
% of FP17s for the same patient ID Re-attending between 3 & 9 months - Adults	3,046	5,150	59.1%	50.6%	52.4%	51.0%
% of FP17s for Band 1 Urgent Courses	823	6,188	13.3%	10.0%	9.5%	9.0%
% of FP17s Relating to Free Repair or Replacements	65	6,188	1.1%	0.9%	0.7%	0.8%
% of FP17s Relating to Continuations	135	6,188	2.2%	1.0%	0.8%	0.9%
% of Patients satisfied with the dentistry they have received	27	31	87.1%	93.6%	93.1%	93.2%
% of Patients satisfied with the time they had to wait for an appointment	27	31	87.1%	85.2%	87.8%	88.3%

* This is based on patients treated on this contract for their most recent course of treatment. Figures in italics indicate the base number of FP17s or Patient Questionnaire responses are less than 100. N/A is shown where the base number of responses is less than 10 during the period. % is calculated as Quantity/Base number*100

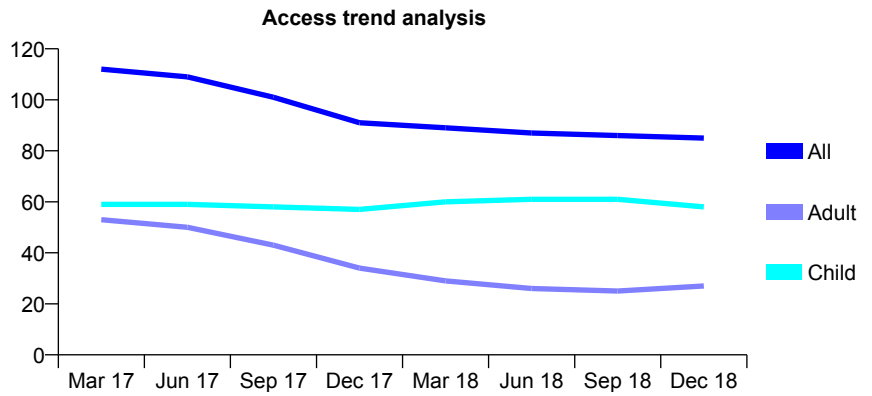
Q66 - Vital Signs At a Glance Contract Report for 642096/0001 - December 2018

Name or company name	MR RA JENKINS
Contract type name	GDS Contract
Purpose of contract	General
Contract start date	01/04/2006
Contract end date	

18/19 Contracted general activity (UDA)	700
Carry forward general activity (UDA)	0
18/19 Contracted orthodontic activity (UOA)	0
Carry forward orthodontic activity (UOA)	0
Baseline contract value	£16,483.45

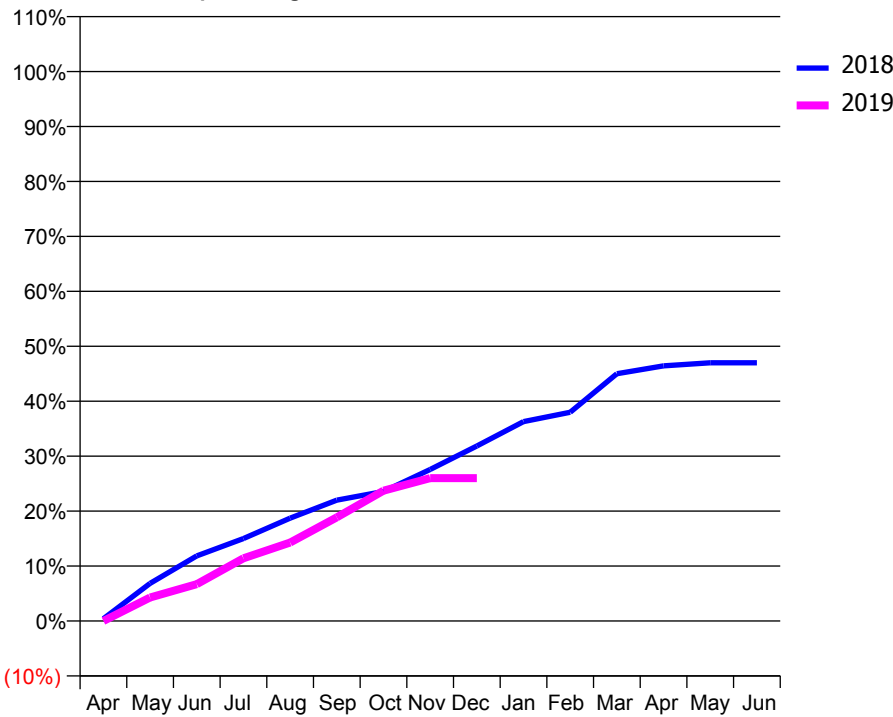
ACCESS*

Patients seen in 24 months	Total	Change since previous quarter
Quarter ending December 2017	91	
Quarter ending March 2018	89	↓
Quarter ending June 2018	87	↓
Quarter ending September 2018	86	↓
Quarter ending December 2018	85	↓
Variance since December 2017	(6.6%)	↓



ACTIVITY

Cumulative percentage of contracted UDA delivered 2018 & 2019



Month	Adjusted Scheduled Activity (UDA)	
	2018	2019
April	3	0
May	48	30
June	83	47
July	105	80
August	131	100
September	154	132
October	165	166
November	193	182
December	223	182
January	254	
February	266	
March	315	
April	325	
May	329	
June	329	

QUALITY

	Quantity	Base Number	Contract	AT	Region	England
% of FP17s for the same patient ID Re-attending within 3 months - Children	3	66	4.5%	9.5%	11.3%	11.8%
% of FP17s for the same patient ID Re-attending within 3 months - Adults	3	30	10.0%	13.9%	15.3%	15.6%
% of FP17s for the same patient ID Re-attending between 3 & 9 months - Children	50	66	75.8%	59.6%	61.1%	58.8%
% of FP17s for the same patient ID Re-attending between 3 & 9 months - Adults	26	30	86.7%	50.6%	52.4%	51.0%
% of FP17s for Band 1 Urgent Courses	0	89	0.0%	10.0%	9.5%	9.0%
% of FP17s Relating to Free Repair or Replacements	0	89	0.0%	0.9%	0.7%	0.8%
% of FP17s Relating to Continuations	0	89	0.0%	1.0%	0.8%	0.9%
% of Patients satisfied with the dentistry they have received	0	0	N/A	93.6%	93.1%	93.2%
% of Patients satisfied with the time they had to wait for an appointment	0	0	N/A	85.2%	87.8%	88.3%

* This is based on patients treated on this contract for their most recent course of treatment. Figures in italics indicate the base number of FP17s or Patient Questionnaire responses are less than 100. N/A is shown where the base number of responses is less than 10 during the period. % is calculated as Quantity/Base number*100

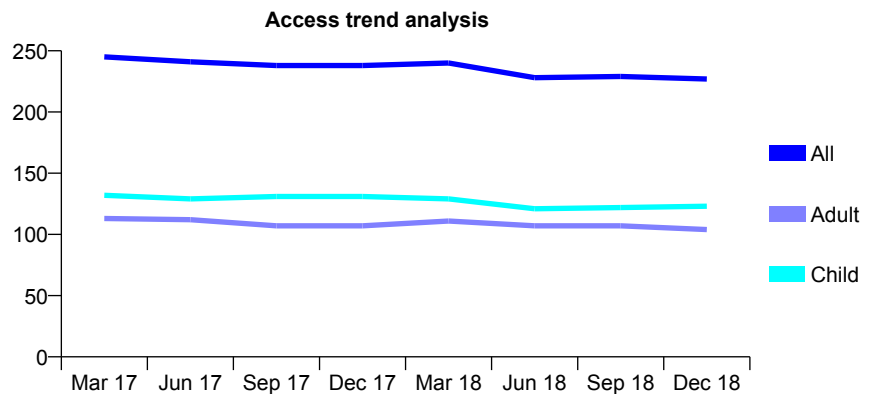
Q66 - Vital Signs At a Glance Contract Report for 648949/0001 - December 2018

Name or company name	MR AC POWELL
Contract type name	GDS Contract
Purpose of contract	General
Contract start date	01/04/2006
Contract end date	

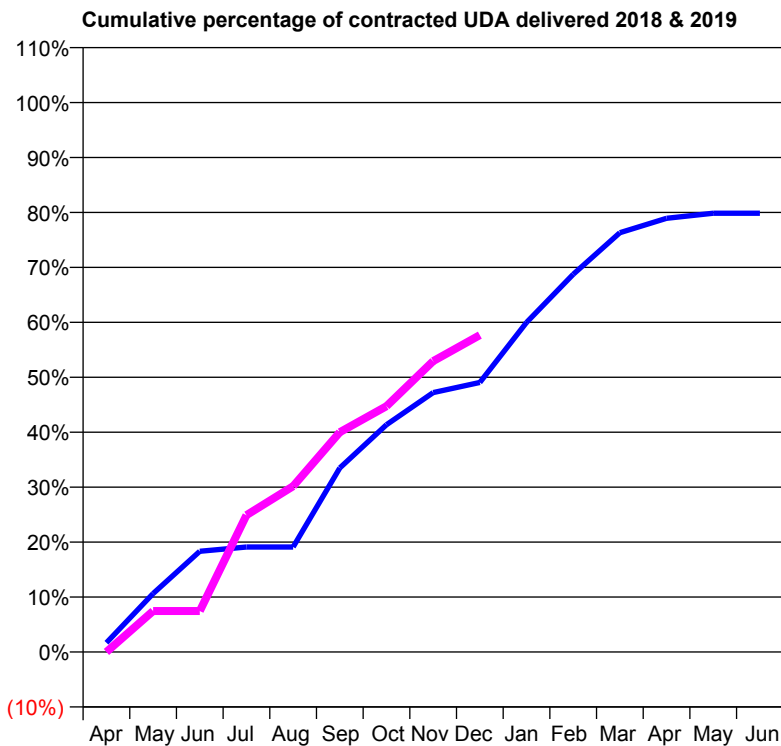
18/19 Contracted general activity (UDA)	550
Carry forward general activity (UDA)	0
18/19 Contracted orthodontic activity (UOA)	0
Carry forward orthodontic activity (UOA)	0
Baseline contract value	£18,674.51

ACCESS*

Patients seen in 24 months	Total	Change since previous quarter
Quarter ending December 2017	238	
Quarter ending March 2018	240	→
Quarter ending June 2018	228	↓
Quarter ending September 2018	229	→
Quarter ending December 2018	227	→
Variance since December 2017	(4.6%)	↓



ACTIVITY



Month	Adjusted Scheduled Activity (UDA)	
	2018	2019
April	11	0
May	69	41
June	119	41
July	124	137
August	124	166
September	218	220
October	269	246
November	307	291
December	319	317
January	390	
February	447	
March	496	
April	513	
May	519	
June	519	

QUALITY

	Quantity	Base Number	Contract	AT	Region	England
% of FP17s for the same patient ID Re-attending within 3 months - Children	3	121	2.5%	9.5%	11.3%	11.8%
% of FP17s for the same patient ID Re-attending within 3 months - Adults	6	68	8.8%	13.9%	15.3%	15.6%
% of FP17s for the same patient ID Re-attending between 3 & 9 months - Children	82	121	67.8%	59.6%	61.1%	58.8%
% of FP17s for the same patient ID Re-attending between 3 & 9 months - Adults	40	68	58.8%	50.6%	52.4%	51.0%
% of FP17s for Band 1 Urgent Courses	1	180	0.6%	10.0%	9.5%	9.0%
% of FP17s Relating to Free Repair or Replacements	0	180	0.0%	0.9%	0.7%	0.8%
% of FP17s Relating to Continuations	0	180	0.0%	1.0%	0.8%	0.9%
% of Patients satisfied with the dentistry they have received	0	0	N/A	93.6%	93.1%	93.2%
% of Patients satisfied with the time they had to wait for an appointment	0	0	N/A	85.2%	87.8%	88.3%

* This is based on patients treated on this contract for their most recent course of treatment. Figures in italics indicate the base number of FP17s or Patient Questionnaire responses are less than 100. N/A is shown where the base number of responses is less than 10 during the period. % is calculated as Quantity/Base number*100

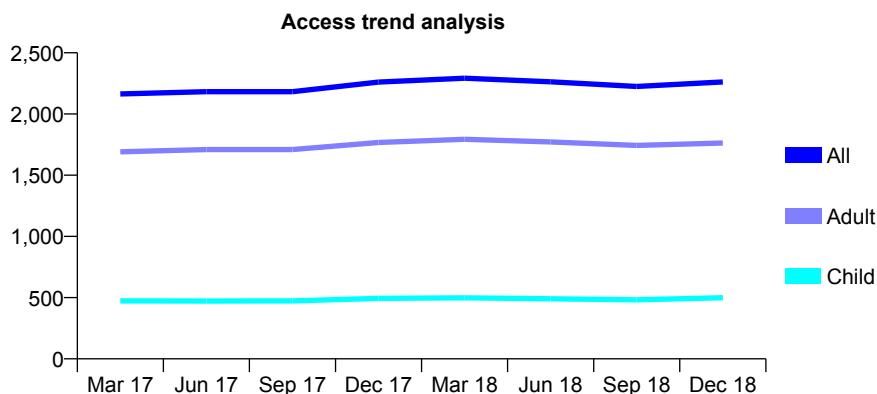
Q66 - Vital Signs At a Glance Contract Report for 673633/0001 - December 2018

Name or company name	MR A AHMADABADI-AGHDAM
Contract type name	GDS Contract
Purpose of contract	General
Contract start date	01/04/2006
Contract end date	

18/19 Contracted general activity (UDA)	7,290
Carry forward general activity (UDA)	-66
18/19 Contracted orthodontic activity (UOA)	0
Carry forward orthodontic activity (UOA)	0
Baseline contract value	£167,092.72

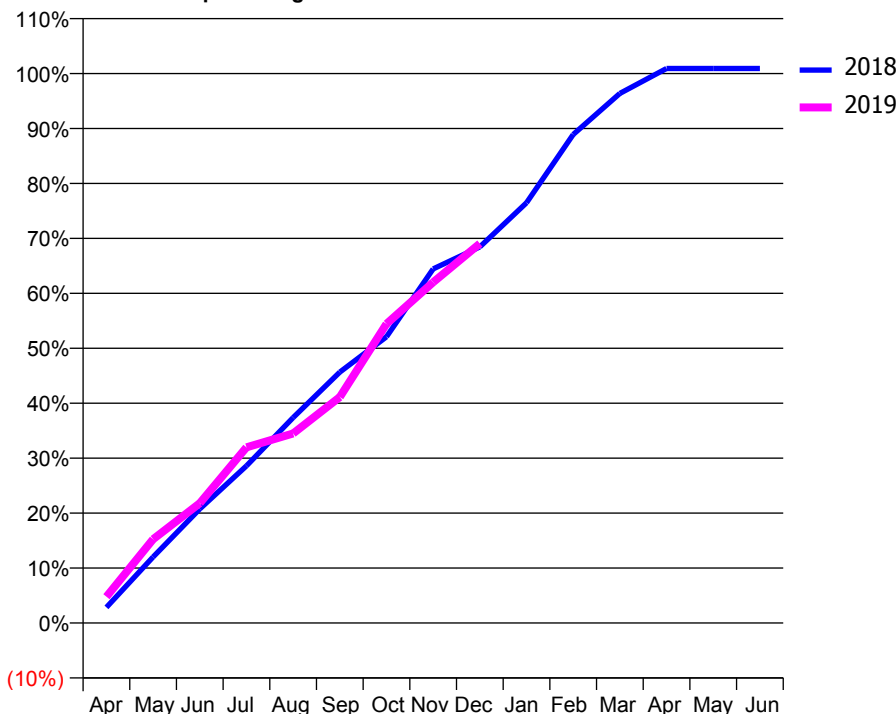
ACCESS*

Patients seen in 24 months	Total	Change since previous quarter
Quarter ending December 2017	2,261	
Quarter ending March 2018	2,292	→
Quarter ending June 2018	2,263	↓
Quarter ending September 2018	2,225	↓
Quarter ending December 2018	2,262	→
Variance since December 2017	0.0%	→



ACTIVITY

Cumulative percentage of contracted UDA delivered 2018 & 2019



Month	Adjusted Scheduled Activity (UDA)	
	2018	2019
April	208	349
May	876	1,112
June	1,514	1,589
July	2,086	2,330
August	2,725	2,515
September	3,328	2,997
October	3,798	3,970
November	4,698	4,520
December	4,990	5,033
January	5,575	
February	6,481	
March	7,026	
April	7,356	
May	7,356	
June	7,356	

QUALITY

	Quantity	Base Number	Contract	AT	Region	England
% of FP17s for the same patient ID Re-attending within 3 months - Children	38	590	6.4%	9.5%	11.3%	11.8%
% of FP17s for the same patient ID Re-attending within 3 months - Adults	330	2,078	15.9%	13.9%	15.3%	15.6%
% of FP17s for the same patient ID Re-attending between 3 & 9 months - Children	397	590	67.3%	59.6%	61.1%	58.8%
% of FP17s for the same patient ID Re-attending between 3 & 9 months - Adults	1,264	2,078	60.8%	50.6%	52.4%	51.0%
% of FP17s for Band 1 Urgent Courses	257	2,512	10.2%	10.0%	9.5%	9.0%
% of FP17s Relating to Free Repair or Replacements	4	2,512	0.2%	0.9%	0.7%	0.8%
% of FP17s Relating to Continuations	10	2,512	0.4%	1.0%	0.8%	0.9%
% of Patients satisfied with the dentistry they have received	4	4	N/A	93.6%	93.1%	93.2%
% of Patients satisfied with the time they had to wait for an appointment	4	4	N/A	85.2%	87.8%	88.3%

* This is based on patients treated on this contract for their most recent course of treatment. Figures in italics indicate the base number of FP17s or Patient Questionnaire responses are less than 100. N/A is shown where the base number of responses is less than 10 during the period. % is calculated as Quantity/Base number*100

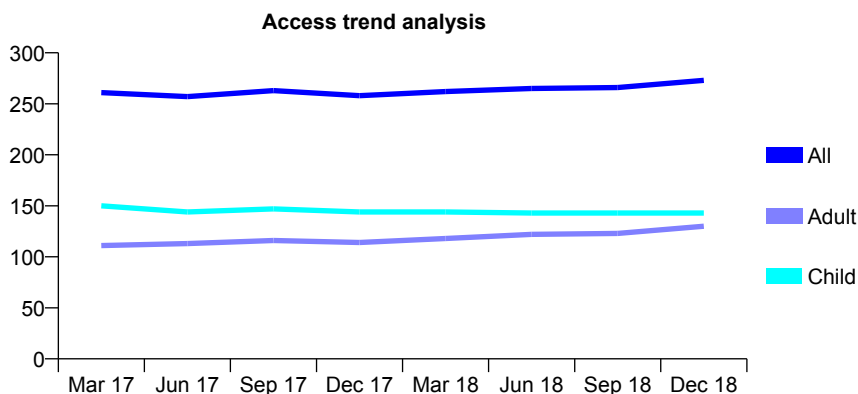
Q66 - Vital Signs At a Glance Contract Report for 679798/0001 - December 2018

Name or company name	MISS CE SHAW
Contract type name	GDS Contract
Purpose of contract	General
Contract start date	02/04/2012
Contract end date	

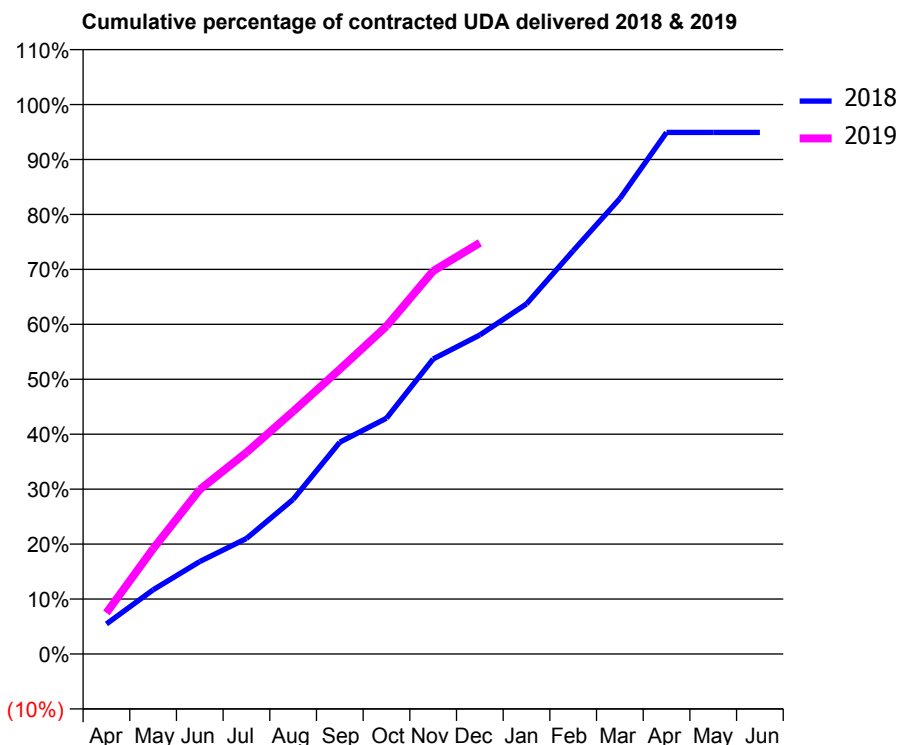
18/19 Contracted general activity (UDA)	548
Carry forward general activity (UDA)	0
18/19 Contracted orthodontic activity (UOA)	0
Carry forward orthodontic activity (UOA)	0
Baseline contract value	£13,048.88

ACCESS*

Patients seen in 24 months	Total	Change since previous quarter
Quarter ending December 2017	258	
Quarter ending March 2018	262	→
Quarter ending June 2018	265	→
Quarter ending September 2018	266	→
Quarter ending December 2018	273	↑
Variance since December 2017	5.8%	↑



ACTIVITY



Adjusted Scheduled Activity (UDA)		
Month	2018	2019
April	30	41
May	64	105
June	92	164
July	115	201
August	154	242
September	211	284
October	235	327
November	294	382
December	318	410
January	349	
February	402	
March	454	
April	520	
May	520	
June	520	

QUALITY

	Quantity	Base Number	Contract	AT	Region	England
% of FP17s for the same patient ID Re-attending within 3 months - Children	3	197	1.5%	9.5%	11.3%	11.8%
% of FP17s for the same patient ID Re-attending within 3 months - Adults	4	108	3.7%	13.9%	15.3%	15.6%
% of FP17s for the same patient ID Re-attending between 3 & 9 months - Children	153	197	77.7%	59.6%	61.1%	58.8%
% of FP17s for the same patient ID Re-attending between 3 & 9 months - Adults	56	108	51.9%	50.6%	52.4%	51.0%
% of FP17s for Band 1 Urgent Courses	0	278	0.0%	10.0%	9.5%	9.0%
% of FP17s Relating to Free Repair or Replacements	0	278	0.0%	0.9%	0.7%	0.8%
% of FP17s Relating to Continuations	0	278	0.0%	1.0%	0.8%	0.9%
% of Patients satisfied with the dentistry they have received	0	0	N/A	93.6%	93.1%	93.2%
% of Patients satisfied with the time they had to wait for an appointment	0	0	N/A	85.2%	87.8%	88.3%

* This is based on patients treated on this contract for their most recent course of treatment. Figures in italics indicate the base number of FP17s or Patient Questionnaire responses are less than 100. N/A is shown where the base number of responses is less than 10 during the period. % is calculated as Quantity/Base number*100

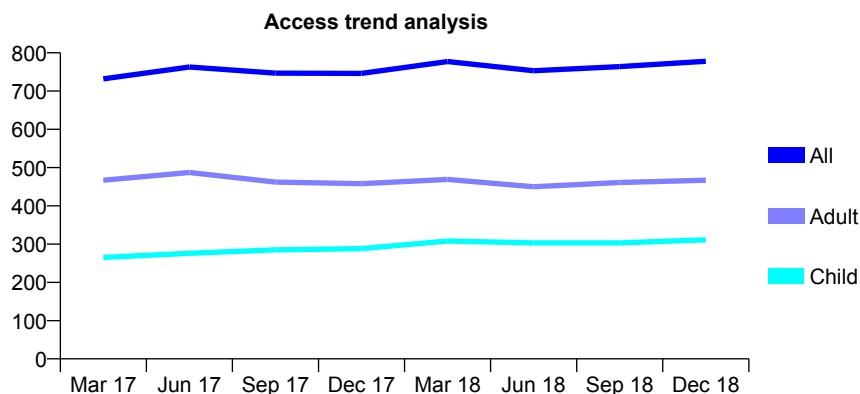
Q66 - Vital Signs At a Glance Contract Report for 680451/0001 - December 2018

Name or company name	MR CB MCCONNELL
Contract type name	GDS Contract
Purpose of contract	General
Contract start date	01/09/2007
Contract end date	

18/19 Contracted general activity (UDA)	2,500
Carry forward general activity (UDA)	0
18/19 Contracted orthodontic activity (UOA)	0
Carry forward orthodontic activity (UOA)	0
Baseline contract value	£57,383.72

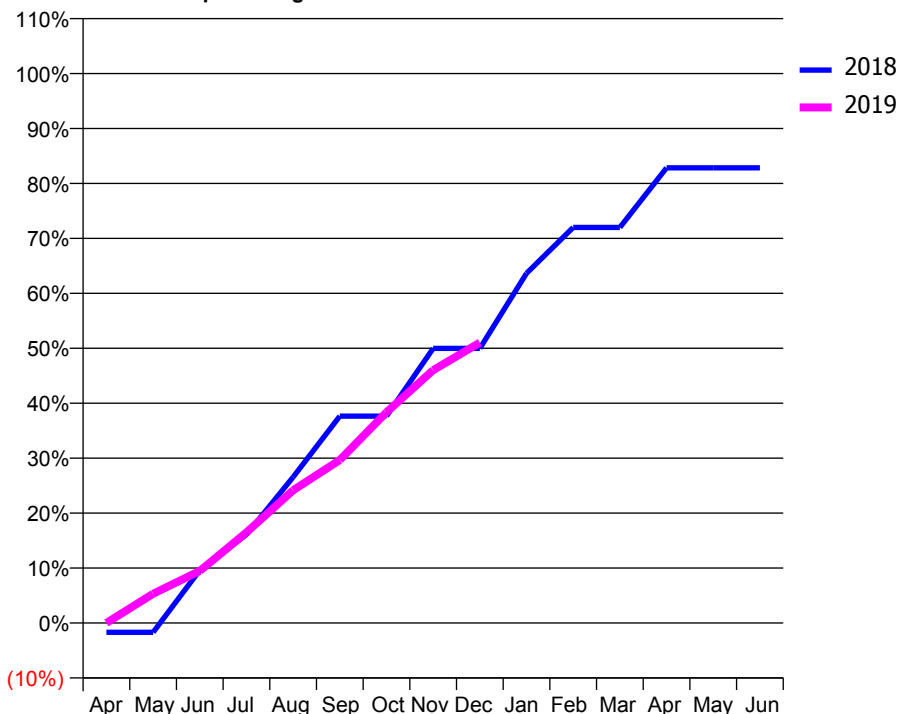
ACCESS*

Patients seen in 24 months	Total	Change since previous quarter
Quarter ending December 2017	746	
Quarter ending March 2018	777	↑
Quarter ending June 2018	753	↓
Quarter ending September 2018	764	→
Quarter ending December 2018	778	→
Variance since December 2017	4.3%	↑



ACTIVITY

Cumulative percentage of contracted UDA delivered 2018 & 2019



Month	Adjusted Scheduled Activity (UDA)	
	2018	2019
April	-54	0
May	-54	133
June	302	237
July	504	412
August	832	604
September	1,180	742
October	1,180	959
November	1,566	1,150
December	1,566	1,276
January	1,994	
February	2,256	
March	2,256	
April	2,596	
May	2,596	
June	2,596	

QUALITY

	Quantity	Base Number	Contract	AT	Region	England
% of FP17s for the same patient ID Re-attending within 3 months - Children	17	321	5.3%	9.5%	11.3%	11.8%
% of FP17s for the same patient ID Re-attending within 3 months - Adults	42	443	9.5%	13.9%	15.3%	15.6%
% of FP17s for the same patient ID Re-attending between 3 & 9 months - Children	174	321	54.2%	59.6%	61.1%	58.8%
% of FP17s for the same patient ID Re-attending between 3 & 9 months - Adults	244	443	55.1%	50.6%	52.4%	51.0%
% of FP17s for Band 1 Urgent Courses	41	640	6.4%	10.0%	9.5%	9.0%
% of FP17s Relating to Free Repair or Replacements	3	640	0.5%	0.9%	0.7%	0.8%
% of FP17s Relating to Continuations	0	640	0.0%	1.0%	0.8%	0.9%
% of Patients satisfied with the dentistry they have received	2	2	N/A	93.6%	93.1%	93.2%
% of Patients satisfied with the time they had to wait for an appointment	2	2	N/A	85.2%	87.8%	88.3%

* This is based on patients treated on this contract for their most recent course of treatment. Figures in italics indicate the base number of FP17s or Patient Questionnaire responses are less than 100. N/A is shown where the base number of responses is less than 10 during the period. % is calculated as Quantity/Base number*100

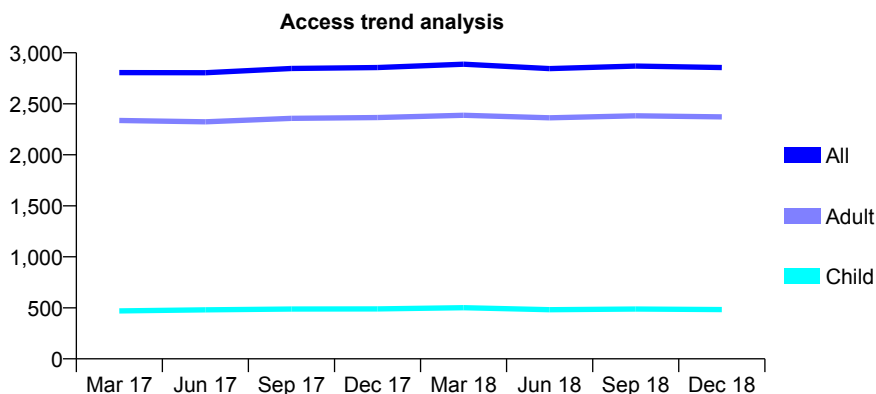
Q66 - Vital Signs At a Glance Contract Report for 686530/0001 - December 2018

Name or company name	MR GS ABDOLL
Contract type name	GDS Contract
Purpose of contract	General
Contract start date	01/04/2006
Contract end date	

18/19 Contracted general activity (UDA)	7,400
Carry forward general activity (UDA)	45
18/19 Contracted orthodontic activity (UOA)	0
Carry forward orthodontic activity (UOA)	0
Baseline contract value	£217,476.83

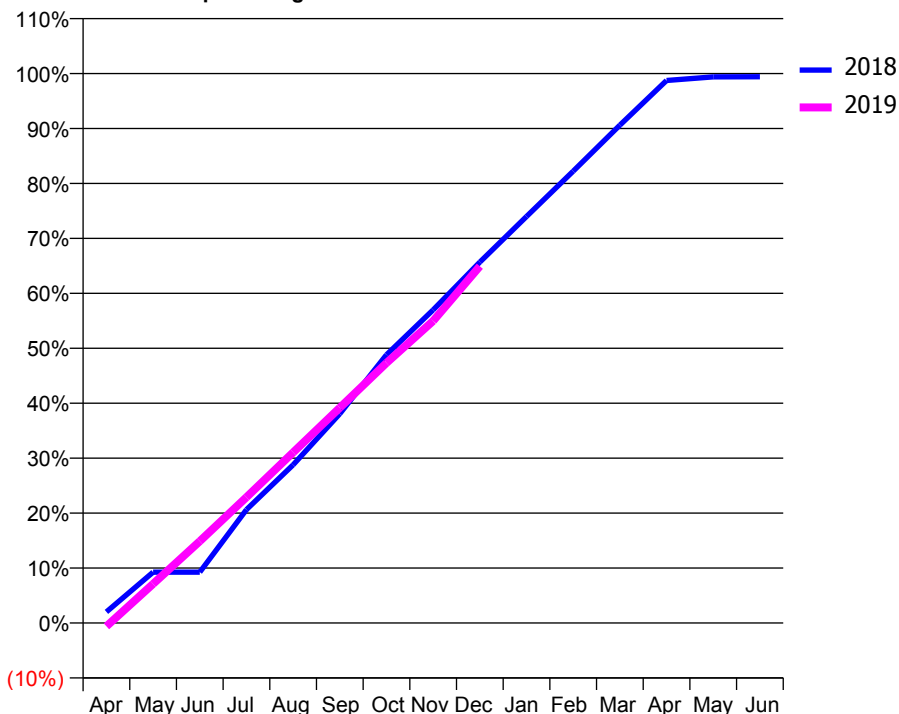
ACCESS*

Patients seen in 24 months	Total	Change since previous quarter
Quarter ending December 2017	2,856	
Quarter ending March 2018	2,888	→
Quarter ending June 2018	2,845	↓
Quarter ending September 2018	2,870	→
Quarter ending December 2018	2,855	→
Variance since December 2017	(0.0%)	→



ACTIVITY

Cumulative percentage of contracted UDA delivered 2018 & 2019



Month	Adjusted Scheduled Activity (UDA)	
	2018	2019
April	153	-45
May	699	527
June	699	1,101
July	1,559	1,695
August	2,174	2,298
September	2,875	2,900
October	3,686	3,502
November	4,303	4,068
December	4,958	4,804
January	5,586	
February	6,209	
March	6,840	
April	7,455	
May	7,503	
June	7,505	

QUALITY

	Quantity	Base Number	Contract	AT	Region	England
% of FP17s for the same patient ID Re-attending within 3 months - Children	17	394	4.3%	9.5%	11.3%	11.8%
% of FP17s for the same patient ID Re-attending within 3 months - Adults	425	2,717	15.6%	13.9%	15.3%	15.6%
% of FP17s for the same patient ID Re-attending between 3 & 9 months - Children	61	394	15.5%	59.6%	61.1%	58.8%
% of FP17s for the same patient ID Re-attending between 3 & 9 months - Adults	1,371	2,717	50.5%	50.6%	52.4%	51.0%
% of FP17s for Band 1 Urgent Courses	252	2,772	9.1%	10.0%	9.5%	9.0%
% of FP17s Relating to Free Repair or Replacements	15	2,772	0.5%	0.9%	0.7%	0.8%
% of FP17s Relating to Continuations	17	2,772	0.6%	1.0%	0.8%	0.9%
% of Patients satisfied with the dentistry they have received	4	4	N/A	93.6%	93.1%	93.2%
% of Patients satisfied with the time they had to wait for an appointment	4	4	N/A	85.2%	87.8%	88.3%

* This is based on patients treated on this contract for their most recent course of treatment. Figures in italics indicate the base number of FP17s or Patient Questionnaire responses are less than 100. N/A is shown where the base number of responses is less than 10 during the period. % is calculated as Quantity/Base number*100

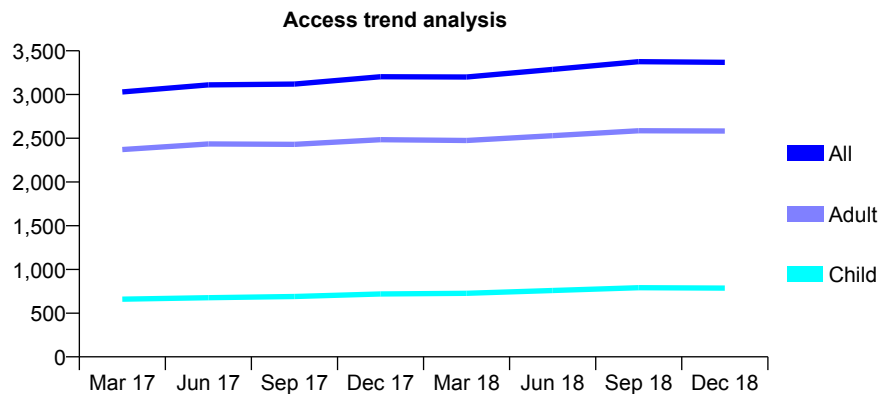
Q66 - Vital Signs At a Glance Contract Report for 686530/0002 - December 2018

Name or company name	MR GS ABDOLL
Contract type name	GDS Contract
Purpose of contract	General
Contract start date	01/04/2009
Contract end date	

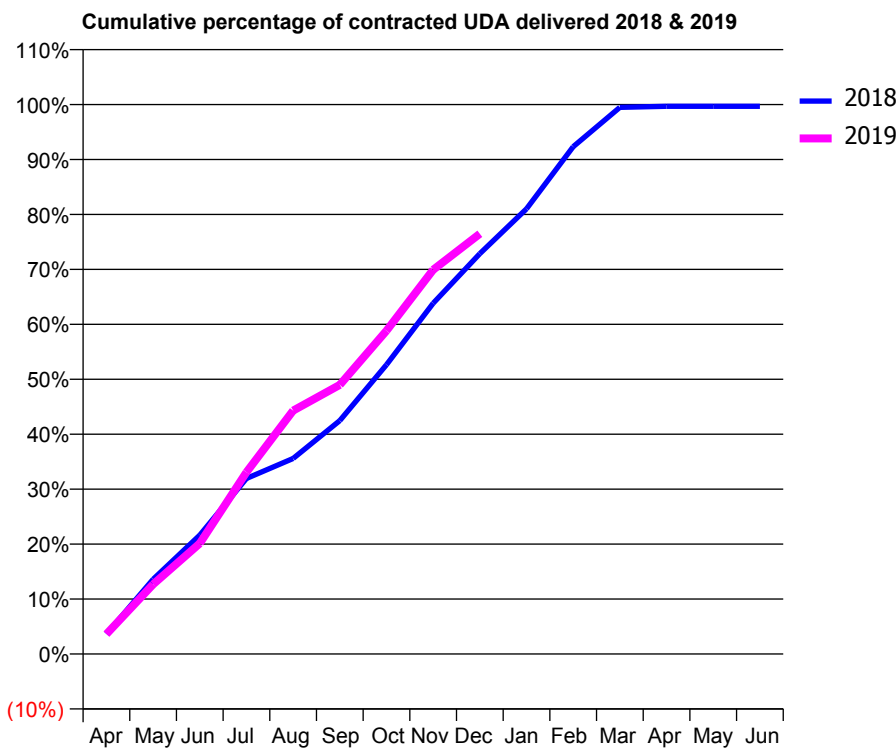
18/19 Contracted general activity (UDA)	7,280
Carry forward general activity (UDA)	23
18/19 Contracted orthodontic activity (UOA)	0
Carry forward orthodontic activity (UOA)	0
Baseline contract value	£201,156.63

ACCESS*

Patients seen in 24 months	Total	Change since previous quarter
Quarter ending December 2017	3,203	
Quarter ending March 2018	3,201	→
Quarter ending June 2018	3,287	↑
Quarter ending September 2018	3,375	↑
Quarter ending December 2018	3,368	→
Variance since December 2017	5.2%	↑



ACTIVITY



Month	Adjusted Scheduled Activity (UDA)	
	2018	2019
April	266	265
May	990	923
June	1,574	1,465
July	2,326	2,409
August	2,590	3,226
September	3,093	3,567
October	3,833	4,283
November	4,648	5,090
December	5,305	5,568
January	5,898	
February	6,721	
March	7,243	
April	7,257	
May	7,257	
June	7,257	

QUALITY

	Quantity	Base Number	Contract	AT	Region	England
% of FP17s for the same patient ID Re-attending within 3 months - Children	52	951	5.5%	9.5%	11.3%	11.8%
% of FP17s for the same patient ID Re-attending within 3 months - Adults	372	2,497	14.9%	13.9%	15.3%	15.6%
% of FP17s for the same patient ID Re-attending between 3 & 9 months - Children	669	951	70.3%	59.6%	61.1%	58.8%
% of FP17s for the same patient ID Re-attending between 3 & 9 months - Adults	992	2,497	39.7%	50.6%	52.4%	51.0%
% of FP17s for Band 1 Urgent Courses	254	3,432	7.4%	10.0%	9.5%	9.0%
% of FP17s Relating to Free Repair or Replacements	18	3,432	0.5%	0.9%	0.7%	0.8%
% of FP17s Relating to Continuations	38	3,432	1.1%	1.0%	0.8%	0.9%
% of Patients satisfied with the dentistry they have received	1	1	N/A	93.6%	93.1%	93.2%
% of Patients satisfied with the time they had to wait for an appointment	1	1	N/A	85.2%	87.8%	88.3%

* This is based on patients treated on this contract for their most recent course of treatment. Figures in italics indicate the base number of FP17s or Patient Questionnaire responses are less than 100. N/A is shown where the base number of responses is less than 10 during the period. % is calculated as Quantity/Base number*100

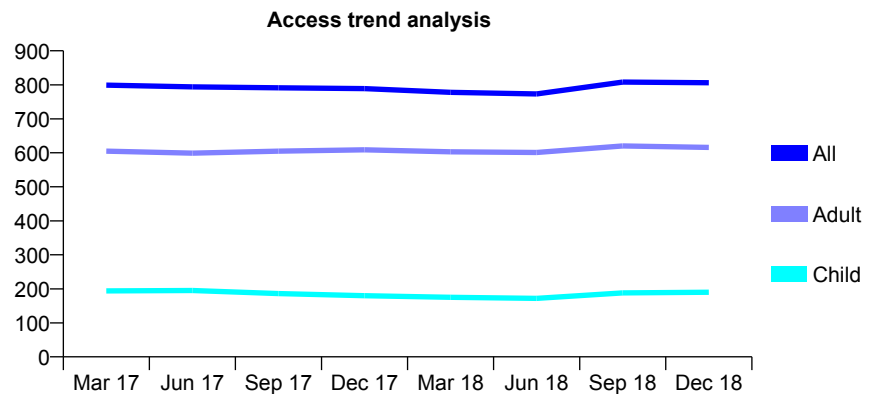
Q66 - Vital Signs At a Glance Contract Report for 688401/0001 - December 2018

Name or company name	Jonathan Baber and Colin Silcox
Contract type name	GDS Contract
Purpose of contract	General
Contract start date	01/04/2006
Contract end date	

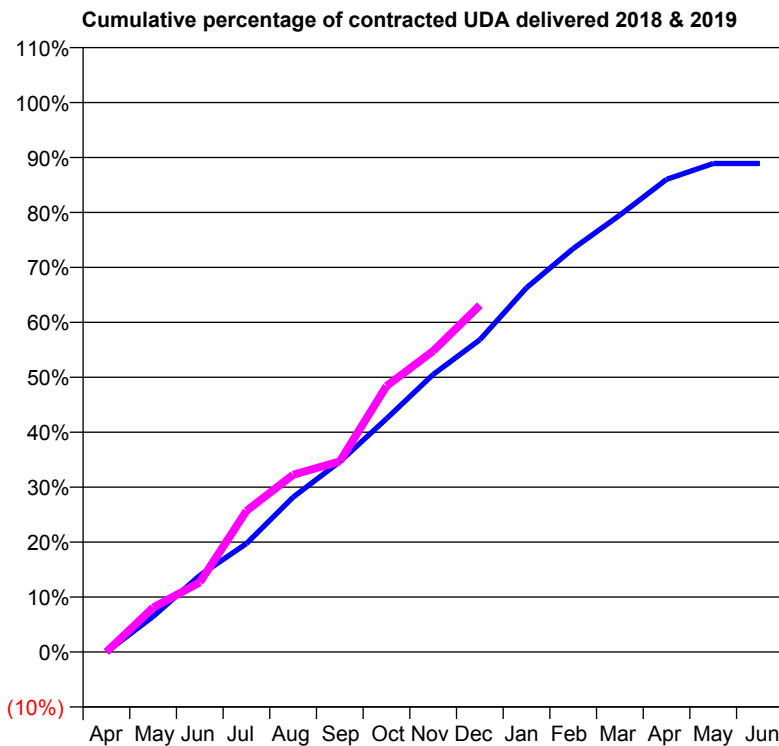
18/19 Contracted general activity (UDA)	2,500
Carry forward general activity (UDA)	0
18/19 Contracted orthodontic activity (UOA)	0
Carry forward orthodontic activity (UOA)	0
Baseline contract value	£59,821.52

ACCESS*

Patients seen in 24 months	Total	Change since previous quarter
Quarter ending December 2017	789	
Quarter ending March 2018	778	↓
Quarter ending June 2018	773	→
Quarter ending September 2018	808	↑
Quarter ending December 2018	806	→
Variance since December 2017	2.2%	↑



ACTIVITY



Month	Adjusted Scheduled Activity (UDA)	
	2018	2019
April	0	0
May	162	202
June	349	317
July	493	642
August	705	807
September	866	867
October	1,061	1,210
November	1,263	1,369
December	1,420	1,578
January	1,657	
February	1,835	
March	1,988	
April	2,150	
May	2,222	
June	2,222	

QUALITY

	Quantity	Base Number	Contract	AT	Region	England
% of FP17s for the same patient ID Re-attending within 3 months - Children	13	251	5.2%	9.5%	11.3%	11.8%
% of FP17s for the same patient ID Re-attending within 3 months - Adults	128	803	15.9%	13.9%	15.3%	15.6%
% of FP17s for the same patient ID Re-attending between 3 & 9 months - Children	163	251	64.9%	59.6%	61.1%	58.8%
% of FP17s for the same patient ID Re-attending between 3 & 9 months - Adults	455	803	56.7%	50.6%	52.4%	51.0%
% of FP17s for Band 1 Urgent Courses	43	931	4.6%	10.0%	9.5%	9.0%
% of FP17s Relating to Free Repair or Replacements	2	931	0.2%	0.9%	0.7%	0.8%
% of FP17s Relating to Continuations	11	931	1.2%	1.0%	0.8%	0.9%
% of Patients satisfied with the dentistry they have received	9	9	N/A	93.6%	93.1%	93.2%
% of Patients satisfied with the time they had to wait for an appointment	9	9	N/A	85.2%	87.8%	88.3%

* This is based on patients treated on this contract for their most recent course of treatment. Figures in italics indicate the base number of FP17s or Patient Questionnaire responses are less than 100. N/A is shown where the base number of responses is less than 10 during the period. % is calculated as Quantity/Base number*100

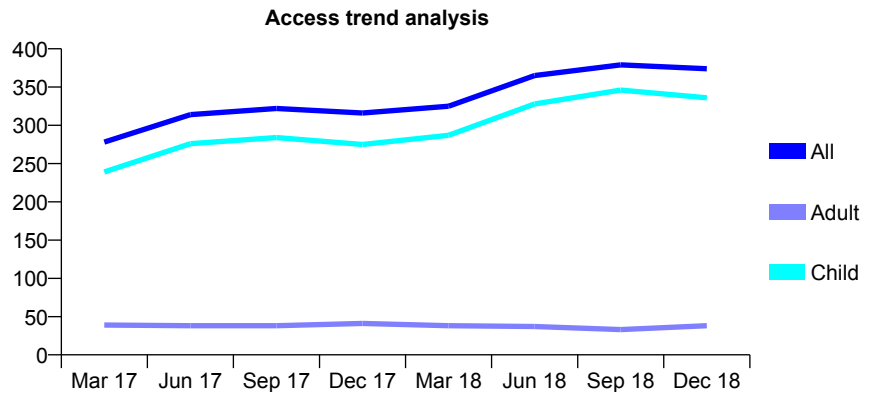
Q66 - Vital Signs At a Glance Contract Report for 689637/0002 - December 2018

Name or company name	Morwenna Dental
Contract type name	GDS Contract
Purpose of contract	General
Contract start date	01/01/2008
Contract end date	

18/19 Contracted general activity (UDA)	1,000
Carry forward general activity (UDA)	0
18/19 Contracted orthodontic activity (UOA)	0
Carry forward orthodontic activity (UOA)	0
Baseline contract value	£20,617.85

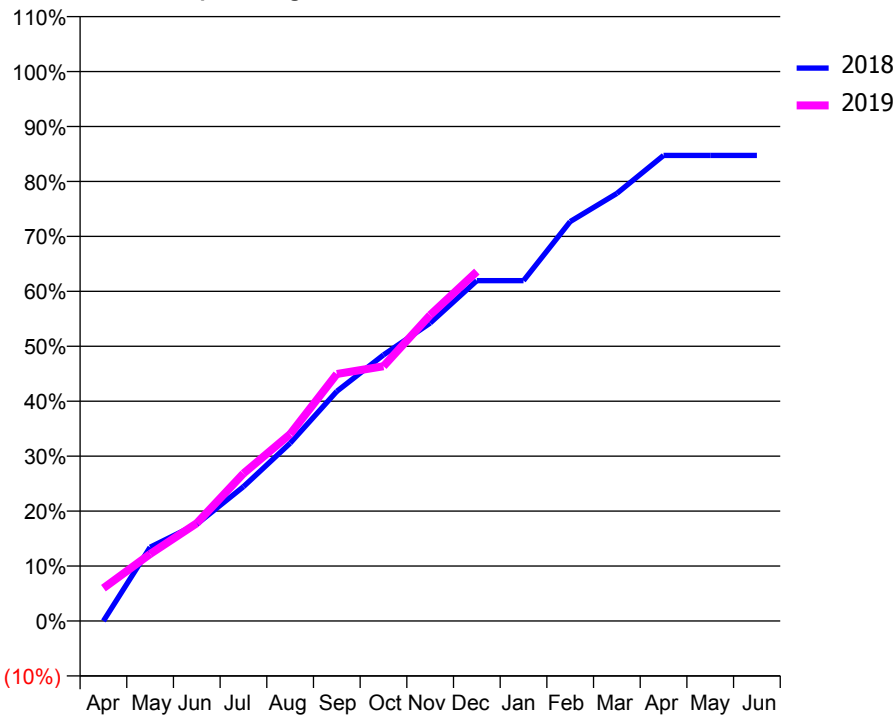
ACCESS*

Patients seen in 24 months	Total	Change since previous quarter
Quarter ending December 2017	316	
Quarter ending March 2018	325	↑
Quarter ending June 2018	365	↑
Quarter ending September 2018	379	↑
Quarter ending December 2018	374	↓
Variance since December 2017	18.4%	↑



ACTIVITY

Cumulative percentage of contracted UDA delivered 2018 & 2019



Month	Adjusted Scheduled Activity (UDA)	
	2018	2019
April	0	60
May	134	122
June	176	178
July	244	269
August	324	340
September	418	450
October	484	464
November	542	557
December	619	636
January	619	
February	727	
March	778	
April	847	
May	847	
June	847	

QUALITY

	Quantity	Base Number	Contract	AT	Region	England
% of FP17s for the same patient ID Re-attending within 3 months - Children	31	465	6.7%	9.5%	11.3%	11.8%
% of FP17s for the same patient ID Re-attending within 3 months - Adults	0	13	0.0%	13.9%	15.3%	15.6%
% of FP17s for the same patient ID Re-attending between 3 & 9 months - Children	261	465	56.1%	59.6%	61.1%	58.8%
% of FP17s for the same patient ID Re-attending between 3 & 9 months - Adults	10	13	76.9%	50.6%	52.4%	51.0%
% of FP17s for Band 1 Urgent Courses	14	437	3.2%	10.0%	9.5%	9.0%
% of FP17s Relating to Free Repair or Replacements	0	437	0.0%	0.9%	0.7%	0.8%
% of FP17s Relating to Continuations	10	437	2.3%	1.0%	0.8%	0.9%
% of Patients satisfied with the dentistry they have received	0	0	N/A	93.6%	93.1%	93.2%
% of Patients satisfied with the time they had to wait for an appointment	0	0	N/A	85.2%	87.8%	88.3%

* This is based on patients treated on this contract for their most recent course of treatment. Figures in italics indicate the base number of FP17s or Patient Questionnaire responses are less than 100. N/A is shown where the base number of responses is less than 10 during the period. % is calculated as Quantity/Base number*100

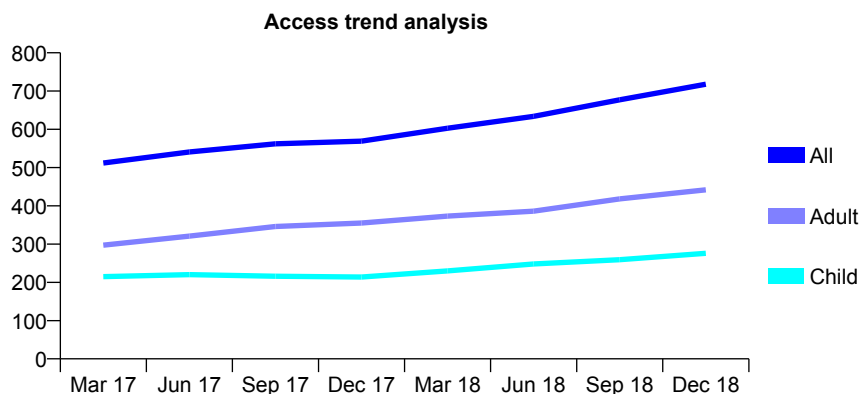
Q66 - Vital Signs At a Glance Contract Report for 723274/0002 - December 2018

Name or company name	David Brookes
Contract type name	GDS Contract
Purpose of contract	General
Contract start date	01/12/2015
Contract end date	

18/19 Contracted general activity (UDA)	2,560
Carry forward general activity (UDA)	0
18/19 Contracted orthodontic activity (UOA)	0
Carry forward orthodontic activity (UOA)	0
Baseline contract value	£67,787.74

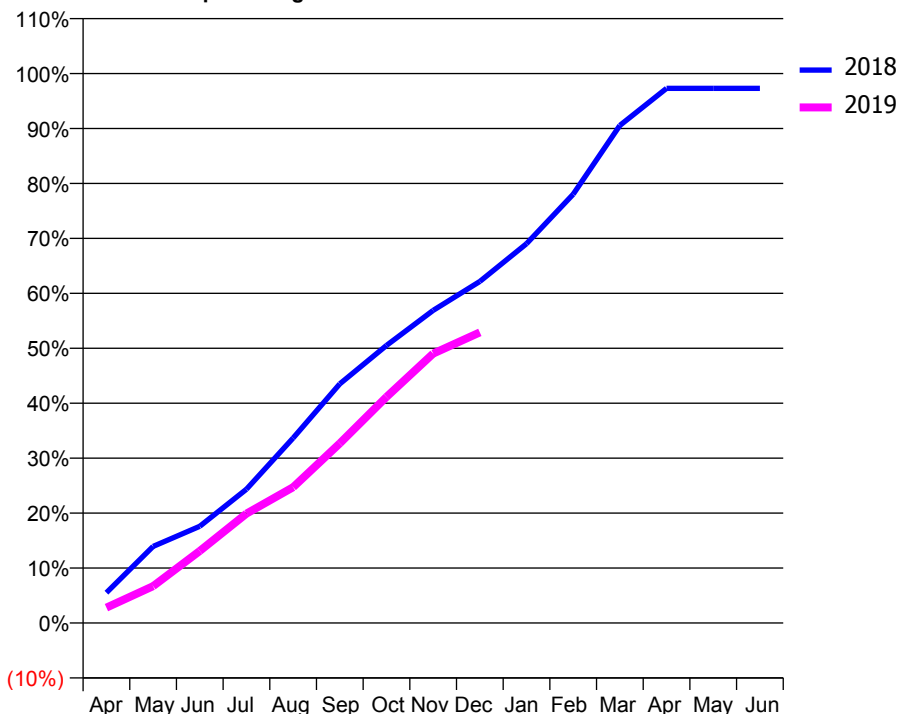
ACCESS*

Patients seen in 24 months	Total	Change since previous quarter
Quarter ending December 2017	569	
Quarter ending March 2018	603	↑
Quarter ending June 2018	634	↑
Quarter ending September 2018	677	↑
Quarter ending December 2018	718	↑
Variance since December 2017	26.2%	↑



ACTIVITY

Cumulative percentage of contracted UDA delivered 2018 & 2019



Month	Adjusted Scheduled Activity (UDA)	
	2018	2019
April	86	72
May	217	172
June	275	336
July	380	510
August	525	633
September	679	837
October	788	1,053
November	887	1,255
December	970	1,354
January	1,077	
February	1,217	
March	1,413	
April	1,518	
May	1,518	
June	1,518	

QUALITY

	Quantity	Base Number	Contract	AT	Region	England
% of FP17s for the same patient ID Re-attending within 3 months - Children	12	343	3.5%	9.5%	11.3%	11.8%
% of FP17s for the same patient ID Re-attending within 3 months - Adults	41	417	9.8%	13.9%	15.3%	15.6%
% of FP17s for the same patient ID Re-attending between 3 & 9 months - Children	219	343	63.8%	59.6%	61.1%	58.8%
% of FP17s for the same patient ID Re-attending between 3 & 9 months - Adults	211	417	50.6%	50.6%	52.4%	51.0%
% of FP17s for Band 1 Urgent Courses	25	726	3.4%	10.0%	9.5%	9.0%
% of FP17s Relating to Free Repair or Replacements	1	726	0.1%	0.9%	0.7%	0.8%
% of FP17s Relating to Continuations	1	726	0.1%	1.0%	0.8%	0.9%
% of Patients satisfied with the dentistry they have received	0	0	N/A	93.6%	93.1%	93.2%
% of Patients satisfied with the time they had to wait for an appointment	0	0	N/A	85.2%	87.8%	88.3%

* This is based on patients treated on this contract for their most recent course of treatment. Figures in italics indicate the base number of FP17s or Patient Questionnaire responses are less than 100. N/A is shown where the base number of responses is less than 10 during the period. % is calculated as Quantity/Base number*100

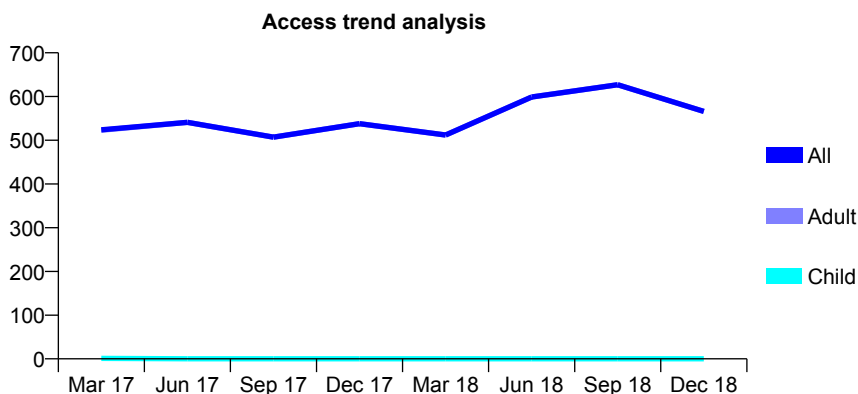
Q66 - Vital Signs At a Glance Contract Report for 723894/0001 - December 2018

Name or company name	At Home Dental
Contract type name	PDS Contract
Purpose of contract	General
Contract start date	01/04/2006
Contract end date	31/03/2019

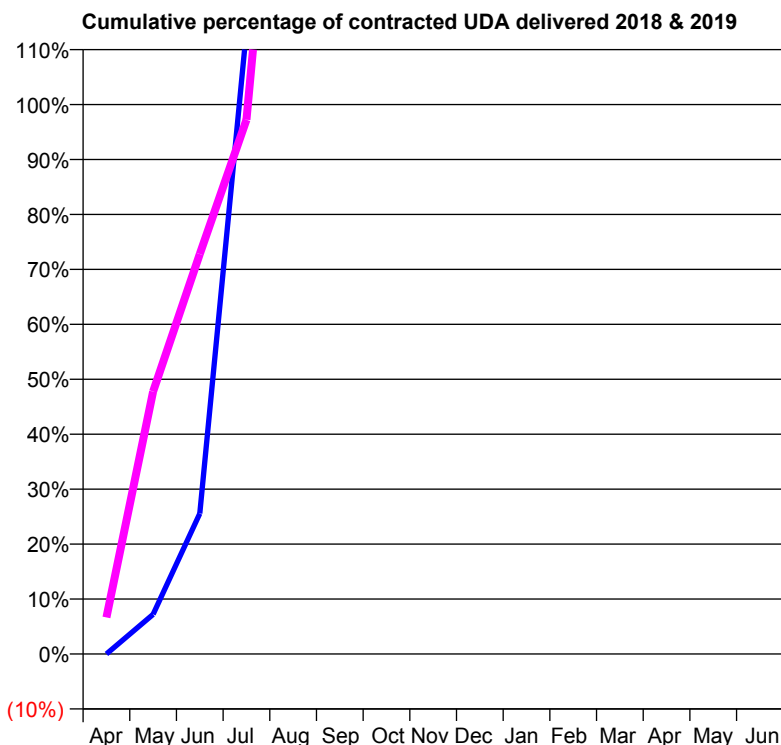
18/19 Contracted general activity (UDA)	180
Carry forward general activity (UDA)	0
18/19 Contracted orthodontic activity (UOA)	0
Carry forward orthodontic activity (UOA)	0
Baseline contract value	£129,870.30

ACCESS*

Patients seen in 24 months	Total	Change since previous quarter
Quarter ending December 2017	538	
Quarter ending March 2018	512	↓
Quarter ending June 2018	599	↑
Quarter ending September 2018	627	↑
Quarter ending December 2018	566	↓
Variance since December 2017	5.2%	↑



ACTIVITY



Month	Adjusted Scheduled Activity (UDA)	
	2018	2019
April	0	12
May	13	86
June	46	131
July	204	175
August	215	337
September	215	439
October	215	560
November	215	609
December	310	668
January	312	
February	312	
March	312	
April	434	
May	445	
June	445	

QUALITY

	Quantity	Base Number	Contract	AT	Region	England
% of FP17s for the same patient ID Re-attending within 3 months - Children	0	0	N/A	9.5%	11.3%	11.8%
% of FP17s for the same patient ID Re-attending within 3 months - Adults	36	422	8.5%	13.9%	15.3%	15.6%
% of FP17s for the same patient ID Re-attending between 3 & 9 months - Children	0	0	N/A	59.6%	61.1%	58.8%
% of FP17s for the same patient ID Re-attending between 3 & 9 months - Adults	60	422	14.2%	50.6%	52.4%	51.0%
% of FP17s for Band 1 Urgent Courses	28	252	11.1%	10.0%	9.5%	9.0%
% of FP17s Relating to Free Repair or Replacements	0	252	0.0%	0.9%	0.7%	0.8%
% of FP17s Relating to Continuations	3	252	1.2%	1.0%	0.8%	0.9%
% of Patients satisfied with the dentistry they have received	1	1	N/A	93.6%	93.1%	93.2%
% of Patients satisfied with the time they had to wait for an appointment	1	1	N/A	85.2%	87.8%	88.3%

* This is based on patients treated on this contract for their most recent course of treatment. Figures in italics indicate the base number of FP17s or Patient Questionnaire responses are less than 100. N/A is shown where the base number of responses is less than 10 during the period. % is calculated as Quantity/Base number*100

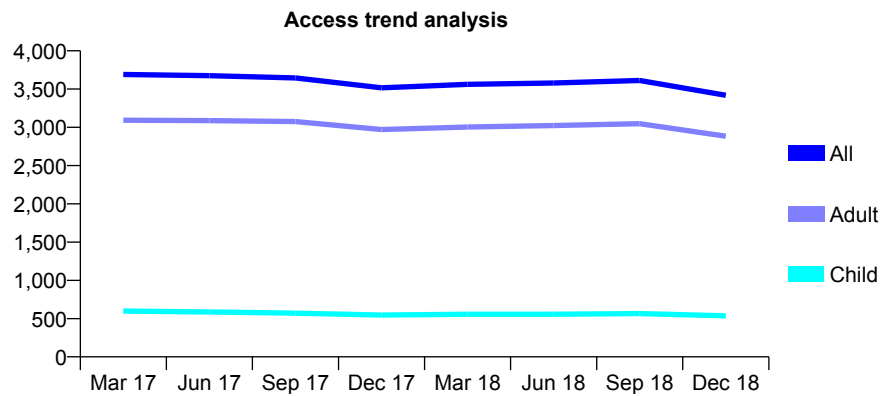
Q66 - Vital Signs At a Glance Contract Report for 725978/0001 - December 2018

Name or company name	MR PJ LE RUEZ
Contract type name	GDS Contract
Purpose of contract	General
Contract start date	01/04/2006
Contract end date	

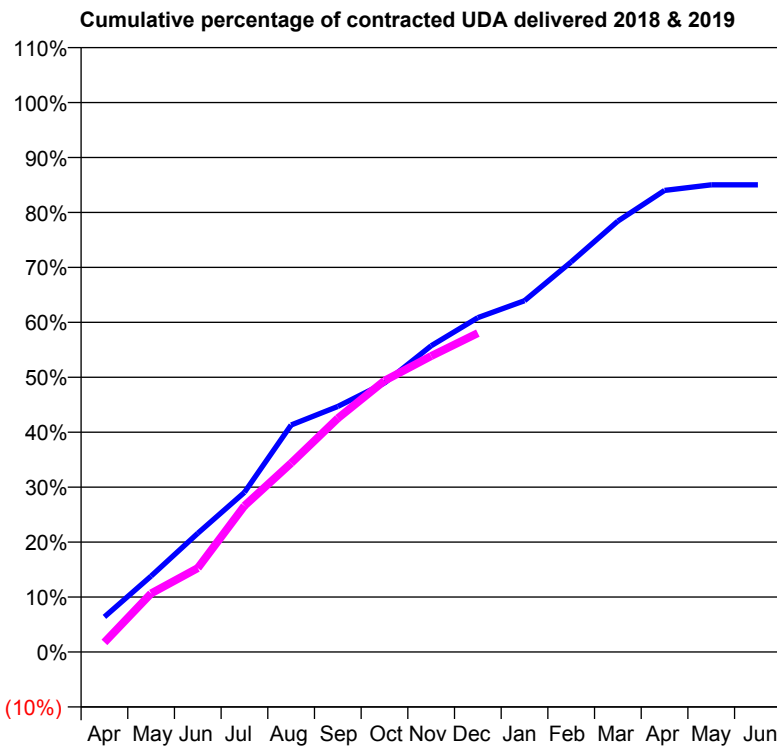
18/19 Contracted general activity (UDA)	10,100
Carry forward general activity (UDA)	0
18/19 Contracted orthodontic activity (UOA)	0
Carry forward orthodontic activity (UOA)	0
Baseline contract value	£274,173.64

ACCESS*

Patients seen in 24 months	Total	Change since previous quarter
Quarter ending December 2017	3,517	
Quarter ending March 2018	3,561	→
Quarter ending June 2018	3,579	→
Quarter ending September 2018	3,613	→
Quarter ending December 2018	3,419	↓
Variance since December 2017	(2.8%)	↓



ACTIVITY



Month	Adjusted Scheduled Activity (UDA)	
	2018	2019
April	646	177
May	1,395	1,076
June	2,182	1,542
July	2,934	2,687
August	4,172	3,473
September	4,513	4,295
October	4,945	4,986
November	5,628	5,440
December	6,145	5,862
January	6,458	
February	7,171	
March	7,920	
April	8,485	
May	8,587	
June	8,587	

QUALITY

	Quantity	Base Number	Contract	AT	Region	England
% of FP17s for the same patient ID Re-attending within 3 months - Children	12	574	2.1%	9.5%	11.3%	11.8%
% of FP17s for the same patient ID Re-attending within 3 months - Adults	369	3,279	11.3%	13.9%	15.3%	15.6%
% of FP17s for the same patient ID Re-attending between 3 & 9 months - Children	271	574	47.2%	59.6%	61.1%	58.8%
% of FP17s for the same patient ID Re-attending between 3 & 9 months - Adults	1,583	3,279	48.3%	50.6%	52.4%	51.0%
% of FP17s for Band 1 Urgent Courses	258	3,459	7.5%	10.0%	9.5%	9.0%
% of FP17s Relating to Free Repair or Replacements	8	3,459	0.2%	0.9%	0.7%	0.8%
% of FP17s Relating to Continuations	34	3,459	1.0%	1.0%	0.8%	0.9%
% of Patients satisfied with the dentistry they have received	2	3	N/A	93.6%	93.1%	93.2%
% of Patients satisfied with the time they had to wait for an appointment	2	3	N/A	85.2%	87.8%	88.3%

* This is based on patients treated on this contract for their most recent course of treatment. Figures in italics indicate the base number of FP17s or Patient Questionnaire responses are less than 100. N/A is shown where the base number of responses is less than 10 during the period. % is calculated as Quantity/Base number*100

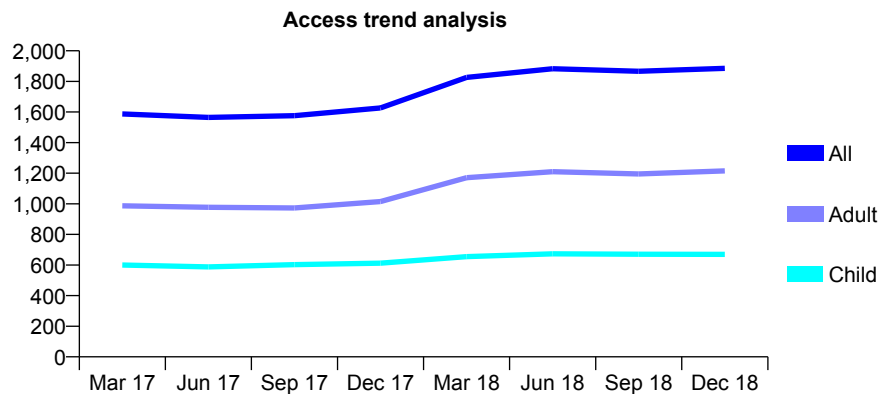
Q66 - Vital Signs At a Glance Contract Report for 736988/0002 - December 2018

Name or company name	MR GR COCKROFT
Contract type name	GDS Contract
Purpose of contract	General
Contract start date	01/04/2006
Contract end date	

18/19 Contracted general activity (UDA)	4,338
Carry forward general activity (UDA)	-47
18/19 Contracted orthodontic activity (UOA)	0
Carry forward orthodontic activity (UOA)	0
Baseline contract value	£110,335.10

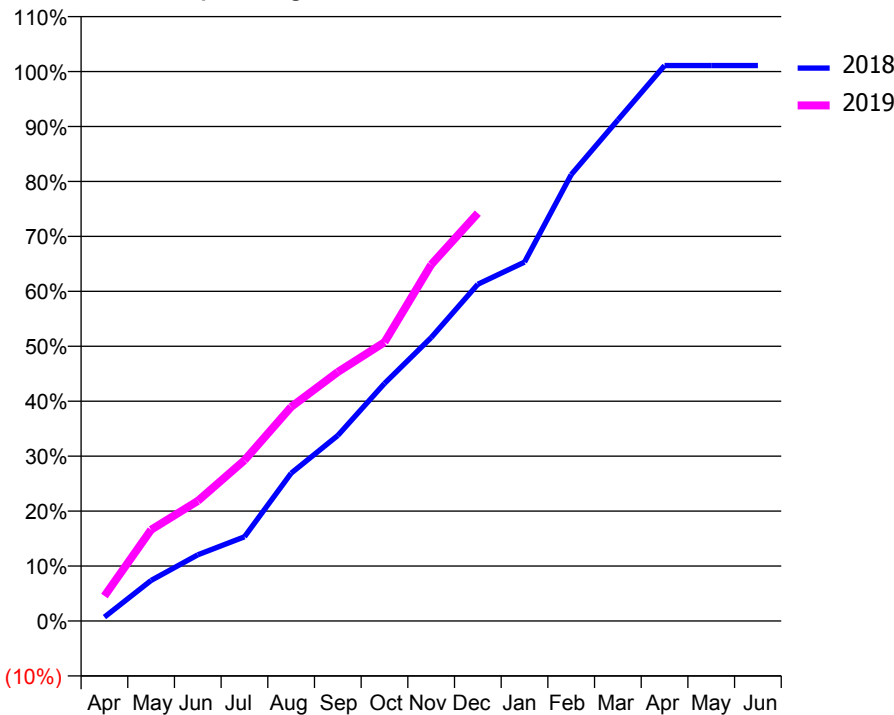
ACCESS*

Patients seen in 24 months	Total	Change since previous quarter
Quarter ending December 2017	1,627	
Quarter ending March 2018	1,826	↑
Quarter ending June 2018	1,883	↑
Quarter ending September 2018	1,866	→
Quarter ending December 2018	1,885	→
Variance since December 2017	15.9%	↑



ACTIVITY

Cumulative percentage of contracted UDA delivered 2018 & 2019



Month	Adjusted Scheduled Activity (UDA)	
	2018	2019
April	31	197
May	320	721
June	522	948
July	664	1,269
August	1,167	1,691
September	1,465	1,966
October	1,876	2,201
November	2,238	2,814
December	2,659	3,219
January	2,834	
February	3,524	
March	3,956	
April	4,385	
May	4,385	
June	4,385	

QUALITY

	Quantity	Base Number	Contract	AT	Region	England
% of FP17s for the same patient ID Re-attending within 3 months - Children	23	754	3.1%	9.5%	11.3%	11.8%
% of FP17s for the same patient ID Re-attending within 3 months - Adults	76	1,233	6.2%	13.9%	15.3%	15.6%
% of FP17s for the same patient ID Re-attending between 3 & 9 months - Children	505	754	67.0%	59.6%	61.1%	58.8%
% of FP17s for the same patient ID Re-attending between 3 & 9 months - Adults	785	1,233	63.7%	50.6%	52.4%	51.0%
% of FP17s for Band 1 Urgent Courses	12	1,834	0.7%	10.0%	9.5%	9.0%
% of FP17s Relating to Free Repair or Replacements	1	1,834	0.1%	0.9%	0.7%	0.8%
% of FP17s Relating to Continuations	0	1,834	0.0%	1.0%	0.8%	0.9%
% of Patients satisfied with the dentistry they have received	3	3	N/A	93.6%	93.1%	93.2%
% of Patients satisfied with the time they had to wait for an appointment	2	3	N/A	85.2%	87.8%	88.3%

* This is based on patients treated on this contract for their most recent course of treatment. Figures in italics indicate the base number of FP17s or Patient Questionnaire responses are less than 100. N/A is shown where the base number of responses is less than 10 during the period. % is calculated as Quantity/Base number*100

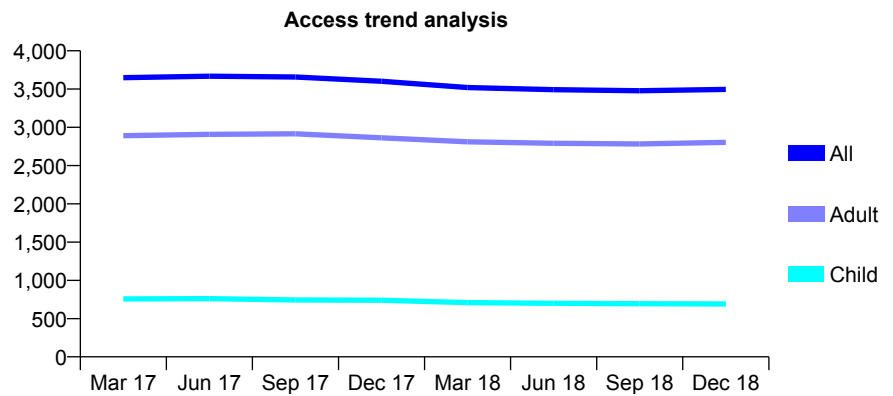
Q66 - Vital Signs At a Glance Contract Report for 738352/0006 - December 2018

Name or company name	MR TR JOHNSON
Contract type name	GDS Contract
Purpose of contract	General
Contract start date	01/08/2008
Contract end date	

18/19 Contracted general activity (UDA)	10,591
Carry forward general activity (UDA)	0
18/19 Contracted orthodontic activity (UOA)	0
Carry forward orthodontic activity (UOA)	0
Baseline contract value	£234,408.18

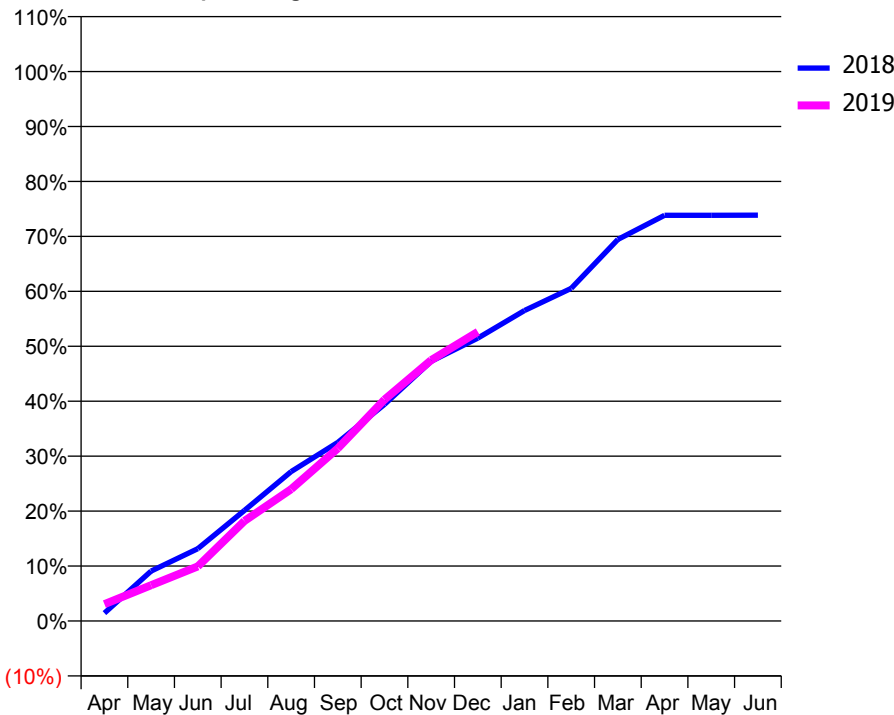
ACCESS*

Patients seen in 24 months	Total	Change since previous quarter
Quarter ending December 2017	3,601	
Quarter ending March 2018	3,519	↓
Quarter ending June 2018	3,492	→
Quarter ending September 2018	3,478	→
Quarter ending December 2018	3,495	→
Variance since December 2017	(2.9%)	↓



ACTIVITY

Cumulative percentage of contracted UDA delivered 2018 & 2019



Month	Adjusted Scheduled Activity (UDA)	
	2018	2019
April	154	326
May	964	691
June	1,395	1,052
July	2,133	1,930
August	2,879	2,542
September	3,444	3,328
October	4,176	4,266
November	5,004	5,029
December	5,453	5,574
January	5,986	
February	6,410	
March	7,354	
April	7,818	
May	7,820	
June	7,821	

QUALITY

	Quantity	Base Number	Contract	AT	Region	England
% of FP17s for the same patient ID Re-attending within 3 months - Children	39	841	4.6%	9.5%	11.3%	11.8%
% of FP17s for the same patient ID Re-attending within 3 months - Adults	546	3,485	15.7%	13.9%	15.3%	15.6%
% of FP17s for the same patient ID Re-attending between 3 & 9 months - Children	572	841	68.0%	59.6%	61.1%	58.8%
% of FP17s for the same patient ID Re-attending between 3 & 9 months - Adults	2,186	3,485	62.7%	50.6%	52.4%	51.0%
% of FP17s for Band 1 Urgent Courses	244	3,251	7.5%	10.0%	9.5%	9.0%
% of FP17s Relating to Free Repair or Replacements	3	3,251	0.1%	0.9%	0.7%	0.8%
% of FP17s Relating to Continuations	53	3,251	1.6%	1.0%	0.8%	0.9%
% of Patients satisfied with the dentistry they have received	1	1	N/A	93.6%	93.1%	93.2%
% of Patients satisfied with the time they had to wait for an appointment	1	1	N/A	85.2%	87.8%	88.3%

* This is based on patients treated on this contract for their most recent course of treatment. Figures in italics indicate the base number of FP17s or Patient Questionnaire responses are less than 100. N/A is shown where the base number of responses is less than 10 during the period. % is calculated as Quantity/Base number*100

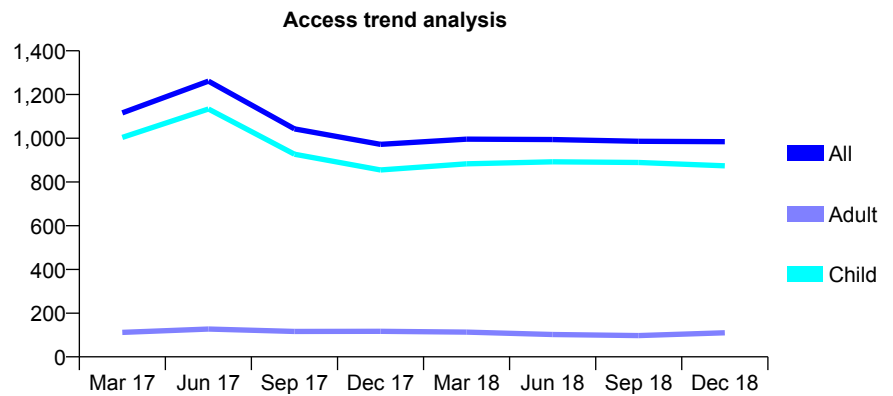
Q66 - Vital Signs At a Glance Contract Report for 738352/0007 - December 2018

Name or company name	MR TR JOHNSON
Contract type name	GDS Contract
Purpose of contract	General
Contract start date	01/05/2014
Contract end date	

18/19 Contracted general activity (UDA)	2,477
Carry forward general activity (UDA)	9
18/19 Contracted orthodontic activity (UOA)	0
Carry forward orthodontic activity (UOA)	0
Baseline contract value	£54,688.20

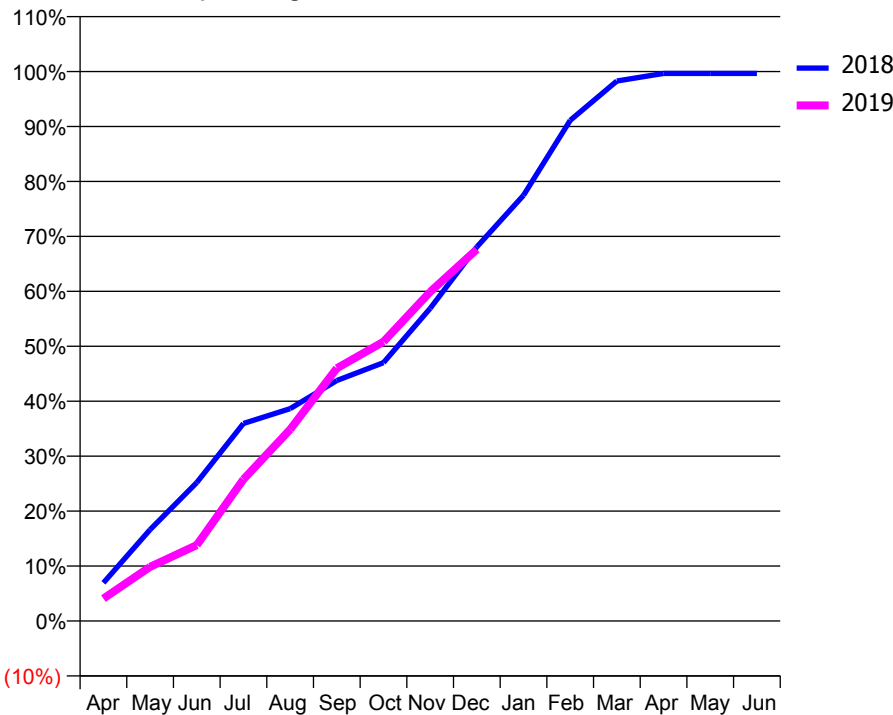
ACCESS*

Patients seen in 24 months	Total	Change since previous quarter
Quarter ending December 2017	972	
Quarter ending March 2018	996	↑
Quarter ending June 2018	994	→
Quarter ending September 2018	986	→
Quarter ending December 2018	984	→
Variance since December 2017	1.2%	→



ACTIVITY

Cumulative percentage of contracted UDA delivered 2018 & 2019



Month	Adjusted Scheduled Activity (UDA)	
	2018	2019
April	172	101
May	412	244
June	624	342
July	890	639
August	957	863
September	1,084	1,139
October	1,165	1,259
November	1,409	1,484
December	1,686	1,676
January	1,919	
February	2,257	
March	2,434	
April	2,468	
May	2,468	
June	2,468	

QUALITY

	Quantity	Base Number	Contract	AT	Region	England
% of FP17s for the same patient ID Re-attending within 3 months - Children	90	1,143	7.9%	9.5%	11.3%	11.8%
% of FP17s for the same patient ID Re-attending within 3 months - Adults	1	13	7.7%	13.9%	15.3%	15.6%
% of FP17s for the same patient ID Re-attending between 3 & 9 months - Children	701	1,143	61.3%	59.6%	61.1%	58.8%
% of FP17s for the same patient ID Re-attending between 3 & 9 months - Adults	3	13	23.1%	50.6%	52.4%	51.0%
% of FP17s for Band 1 Urgent Courses	24	1,118	2.1%	10.0%	9.5%	9.0%
% of FP17s Relating to Free Repair or Replacements	0	1,118	0.0%	0.9%	0.7%	0.8%
% of FP17s Relating to Continuations	0	1,118	0.0%	1.0%	0.8%	0.9%
% of Patients satisfied with the dentistry they have received	1	1	N/A	93.6%	93.1%	93.2%
% of Patients satisfied with the time they had to wait for an appointment	1	1	N/A	85.2%	87.8%	88.3%

* This is based on patients treated on this contract for their most recent course of treatment. Figures in italics indicate the base number of FP17s or Patient Questionnaire responses are less than 100. N/A is shown where the base number of responses is less than 10 during the period. % is calculated as Quantity/Base number*100

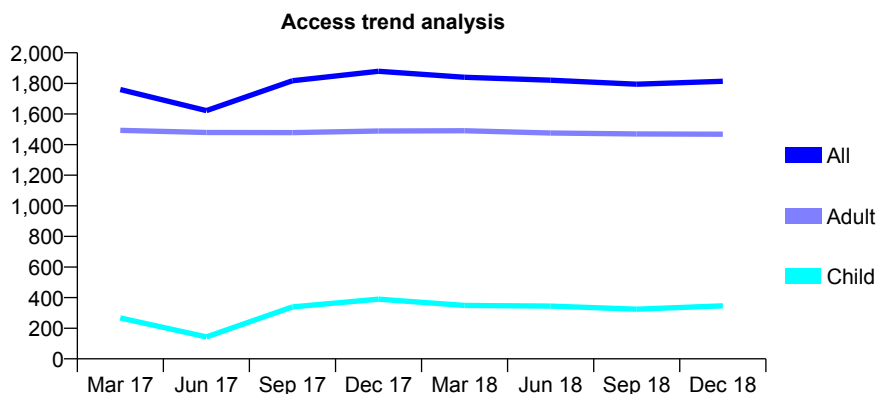
Q66 - Vital Signs At a Glance Contract Report for 738352/0008 - December 2018

Name or company name	MR TR JOHNSON
Contract type name	GDS Contract
Purpose of contract	General
Contract start date	01/05/2014
Contract end date	

18/19 Contracted general activity (UDA)	6,000
Carry forward general activity (UDA)	523
18/19 Contracted orthodontic activity (UOA)	0
Carry forward orthodontic activity (UOA)	0
Baseline contract value	£191,905.02

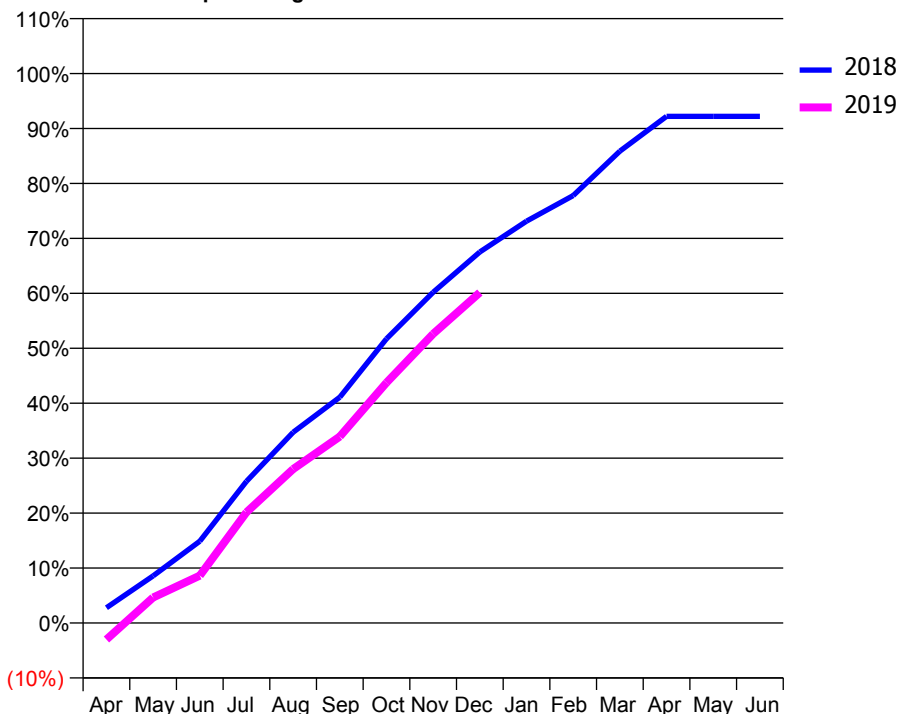
ACCESS*

Patients seen in 24 months	Total	Change since previous quarter
Quarter ending December 2017	1,879	
Quarter ending March 2018	1,840	↓
Quarter ending June 2018	1,821	↓
Quarter ending September 2018	1,795	↓
Quarter ending December 2018	1,814	→
Variance since December 2017	(3.5%)	↓



ACTIVITY

Cumulative percentage of contracted UDA delivered 2018 & 2019



Month	Adjusted Scheduled Activity (UDA)	
	2018	2019
April	186	-182
May	574	278
June	998	517
July	1,727	1,209
August	2,327	1,681
September	2,753	2,037
October	3,466	2,624
November	4,033	3,157
December	4,524	3,608
January	4,899	
February	5,212	
March	5,753	
April	6,177	
May	6,177	
June	6,177	

QUALITY

	Quantity	Base Number	Contract	AT	Region	England
% of FP17s for the same patient ID Re-attending within 3 months - Children	21	492	4.3%	9.5%	11.3%	11.8%
% of FP17s for the same patient ID Re-attending within 3 months - Adults	297	1,773	16.8%	13.9%	15.3%	15.6%
% of FP17s for the same patient ID Re-attending between 3 & 9 months - Children	227	492	46.1%	59.6%	61.1%	58.8%
% of FP17s for the same patient ID Re-attending between 3 & 9 months - Adults	1,050	1,773	59.2%	50.6%	52.4%	51.0%
% of FP17s for Band 1 Urgent Courses	133	2,065	6.4%	10.0%	9.5%	9.0%
% of FP17s Relating to Free Repair or Replacements	14	2,065	0.7%	0.9%	0.7%	0.8%
% of FP17s Relating to Continuations	26	2,065	1.3%	1.0%	0.8%	0.9%
% of Patients satisfied with the dentistry they have received	1	1	N/A	93.6%	93.1%	93.2%
% of Patients satisfied with the time they had to wait for an appointment	1	1	N/A	85.2%	87.8%	88.3%

* This is based on patients treated on this contract for their most recent course of treatment. Figures in italics indicate the base number of FP17s or Patient Questionnaire responses are less than 100. N/A is shown where the base number of responses is less than 10 during the period. % is calculated as Quantity/Base number*100

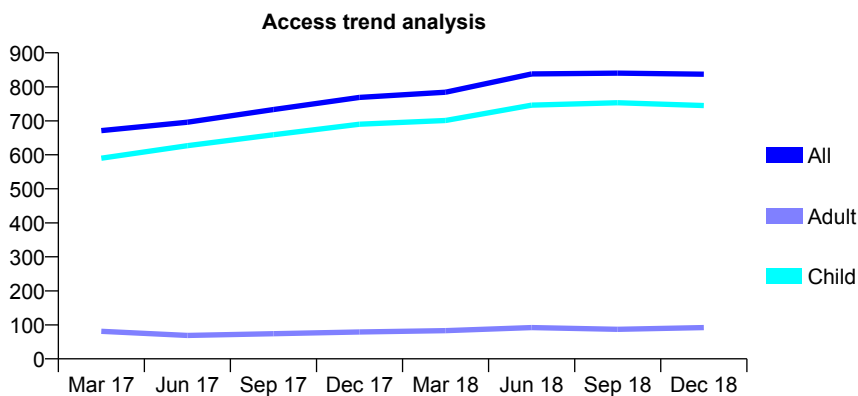
Q66 - Vital Signs At a Glance Contract Report for 738964/0001 - December 2018

Name or company name	MR PA BALDWIN
Contract type name	GDS Contract
Purpose of contract	General and Orthodontic
Contract start date	01/06/2014
Contract end date	

18/19 Contracted general activity (UDA)	1,815
Carry forward general activity (UDA)	-36
18/19 Contracted orthodontic activity (UOA)	250
Carry forward orthodontic activity (UOA)	0
Baseline contract value	£63,192.13

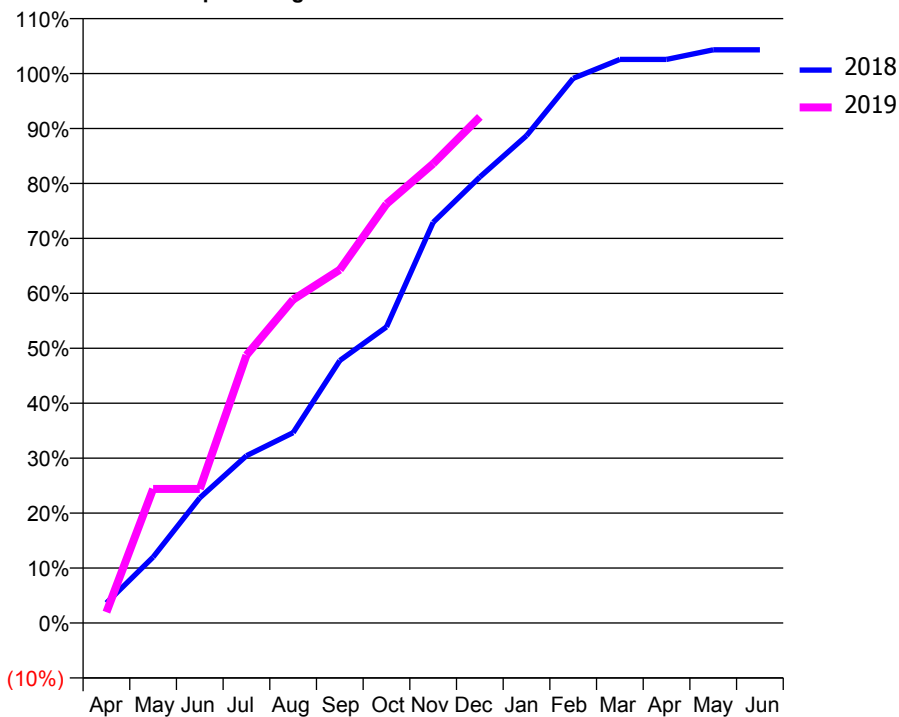
ACCESS*

Patients seen in 24 months	Total	Change since previous quarter
Quarter ending December 2017	769	
Quarter ending March 2018	784	→
Quarter ending June 2018	838	↑
Quarter ending September 2018	840	→
Quarter ending December 2018	837	→
Variance since December 2017	8.8%	↑



ACTIVITY

Cumulative percentage of contracted UDA delivered 2018 & 2019



Month	Adjusted Scheduled Activity (UDA)	
	2018	2019
April	66	36
May	218	443
June	413	443
July	552	885
August	629	1,068
September	867	1,167
October	978	1,384
November	1,323	1,517
December	1,473	1,672
January	1,610	
February	1,799	
March	1,862	
April	1,862	
May	1,893	
June	1,893	

QUALITY

	Quantity	Base Number	Contract	AT	Region	England
% of FP17s for the same patient ID Re-attending within 3 months - Children	107	979	10.9%	9.5%	11.3%	11.8%
% of FP17s for the same patient ID Re-attending within 3 months - Adults	4	34	11.8%	13.9%	15.3%	15.6%
% of FP17s for the same patient ID Re-attending between 3 & 9 months - Children	674	979	68.8%	59.6%	61.1%	58.8%
% of FP17s for the same patient ID Re-attending between 3 & 9 months - Adults	24	34	70.6%	50.6%	52.4%	51.0%
% of FP17s for Band 1 Urgent Courses	34	975	3.5%	10.0%	9.5%	9.0%
% of FP17s Relating to Free Repair or Replacements	0	975	0.0%	0.9%	0.7%	0.8%
% of FP17s Relating to Continuations	0	975	0.0%	1.0%	0.8%	0.9%
% of Patients satisfied with the dentistry they have received	0	0	N/A	93.6%	93.1%	93.2%
% of Patients satisfied with the time they had to wait for an appointment	0	0	N/A	85.2%	87.8%	88.3%

* This is based on patients treated on this contract for their most recent course of treatment. Figures in italics indicate the base number of FP17s or Patient Questionnaire responses are less than 100. N/A is shown where the base number of responses is less than 10 during the period. % is calculated as Quantity/Base number*100

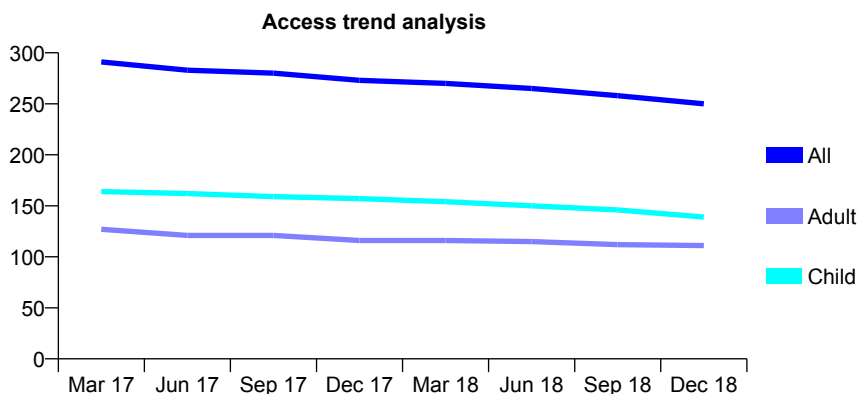
Q66 - Vital Signs At a Glance Contract Report for 745502/0001 - December 2018

Name or company name	The Manor House Dental Practice
Contract type name	GDS Contract
Purpose of contract	General
Contract start date	01/04/2006
Contract end date	

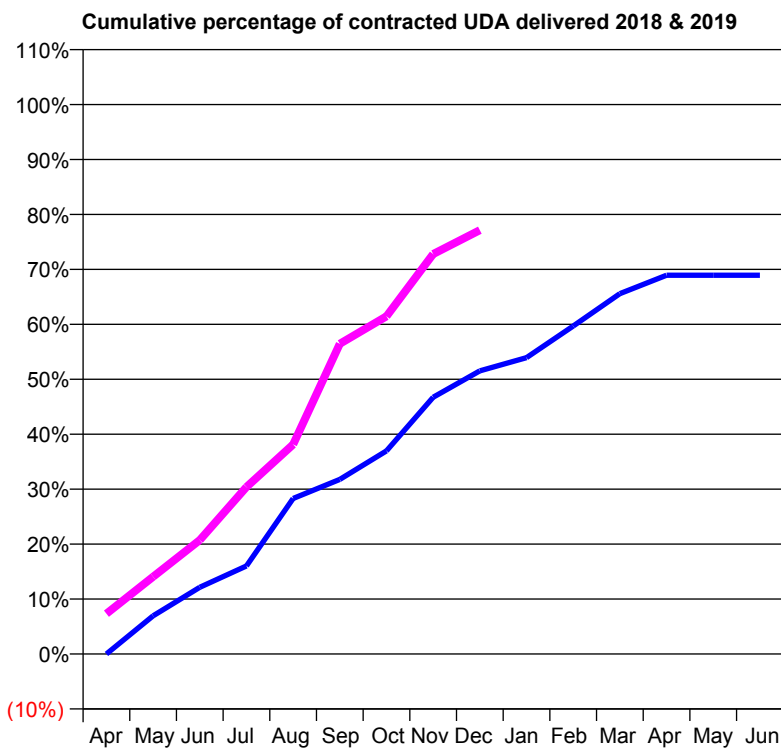
18/19 Contracted general activity (UDA)	300
Carry forward general activity (UDA)	0
18/19 Contracted orthodontic activity (UOA)	0
Carry forward orthodontic activity (UOA)	0
Baseline contract value	£8,239.01

ACCESS*

Patients seen in 24 months	Total	Change since previous quarter
Quarter ending December 2017	273	
Quarter ending March 2018	270	↓
Quarter ending June 2018	265	↓
Quarter ending September 2018	258	↓
Quarter ending December 2018	250	↓
Variance since December 2017	(8.4%)	↓



ACTIVITY



Month	Adjusted Scheduled Activity (UDA)	
	2018	2019
April	0	22
May	52	42
June	91	62
July	120	91
August	212	114
September	238	169
October	277	184
November	350	218
December	386	231
January	404	
February	447	
March	491	
April	516	
May	516	
June	516	

QUALITY

	Quantity	Base Number	Contract	AT	Region	England
% of FP17s for the same patient ID Re-attending within 3 months - Children	6	181	3.3%	9.5%	11.3%	11.8%
% of FP17s for the same patient ID Re-attending within 3 months - Adults	0	39	0.0%	13.9%	15.3%	15.6%
% of FP17s for the same patient ID Re-attending between 3 & 9 months - Children	134	181	74.0%	59.6%	61.1%	58.8%
% of FP17s for the same patient ID Re-attending between 3 & 9 months - Adults	31	39	79.5%	50.6%	52.4%	51.0%
% of FP17s for Band 1 Urgent Courses	2	199	1.0%	10.0%	9.5%	9.0%
% of FP17s Relating to Free Repair or Replacements	0	199	0.0%	0.9%	0.7%	0.8%
% of FP17s Relating to Continuations	0	199	0.0%	1.0%	0.8%	0.9%
% of Patients satisfied with the dentistry they have received	0	0	N/A	93.6%	93.1%	93.2%
% of Patients satisfied with the time they had to wait for an appointment	0	0	N/A	85.2%	87.8%	88.3%

* This is based on patients treated on this contract for their most recent course of treatment. Figures in italics indicate the base number of FP17s or Patient Questionnaire responses are less than 100. N/A is shown where the base number of responses is less than 10 during the period. % is calculated as Quantity/Base number*100

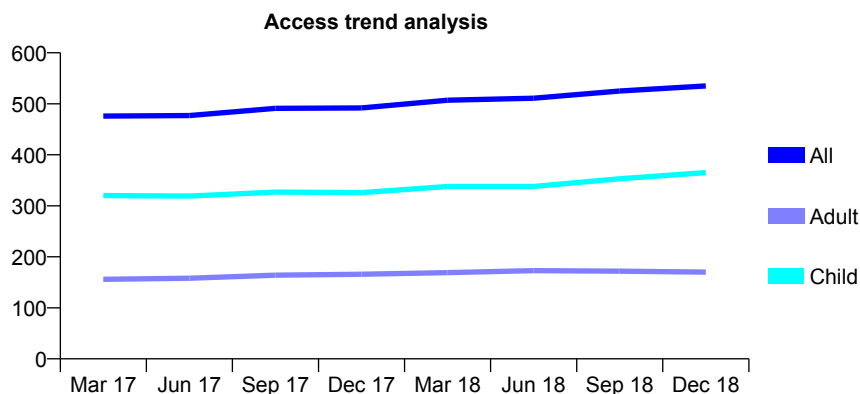
Q66 - Vital Signs At a Glance Contract Report for 745731/0001 - December 2018

Name or company name	MR MW BRAY
Contract type name	GDS Contract
Purpose of contract	General
Contract start date	01/04/2006
Contract end date	

18/19 Contracted general activity (UDA)	962
Carry forward general activity (UDA)	0
18/19 Contracted orthodontic activity (UOA)	0
Carry forward orthodontic activity (UOA)	0
Baseline contract value	£28,785.69

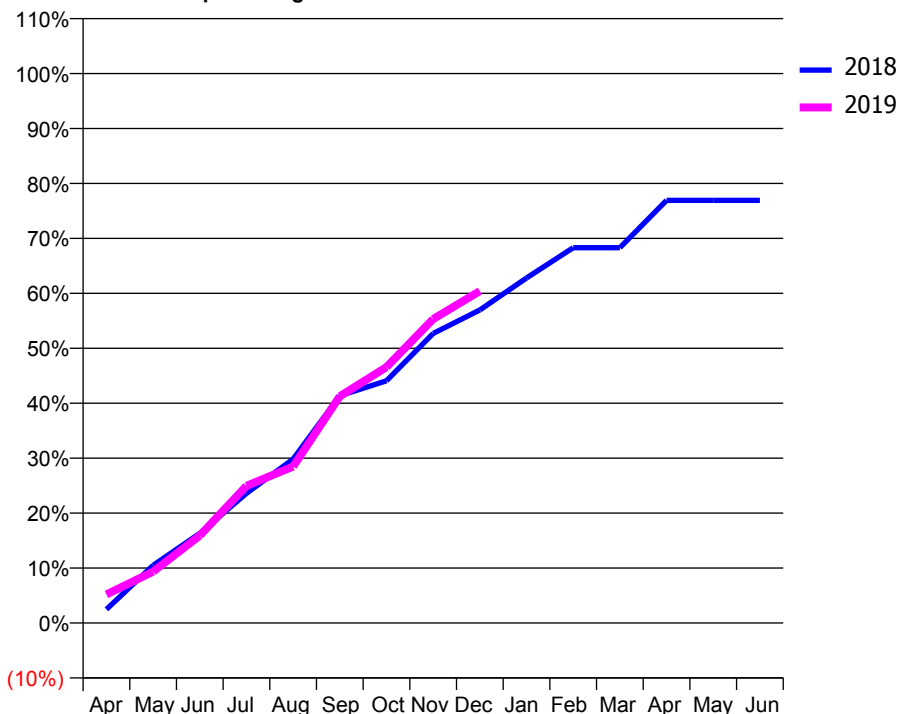
ACCESS*

Patients seen in 24 months	Total	Change since previous quarter
Quarter ending December 2017	492	
Quarter ending March 2018	507	↑
Quarter ending June 2018	511	→
Quarter ending September 2018	525	↑
Quarter ending December 2018	535	→
Variance since December 2017	8.7%	↑



ACTIVITY

Cumulative percentage of contracted UDA delivered 2018 & 2019



Month	Adjusted Scheduled Activity (UDA)	
	2018	2019
April	24	50
May	101	90
June	157	153
July	227	240
August	287	274
September	398	397
October	424	448
November	507	532
December	548	581
January	604	
February	657	
March	657	
April	740	
May	740	
June	740	

QUALITY

	Quantity	Base Number	Contract	AT	Region	England
% of FP17s for the same patient ID Re-attending within 3 months - Children	11	422	2.6%	9.5%	11.3%	11.8%
% of FP17s for the same patient ID Re-attending within 3 months - Adults	5	140	3.6%	13.9%	15.3%	15.6%
% of FP17s for the same patient ID Re-attending between 3 & 9 months - Children	270	422	64.0%	59.6%	61.1%	58.8%
% of FP17s for the same patient ID Re-attending between 3 & 9 months - Adults	77	140	55.0%	50.6%	52.4%	51.0%
% of FP17s for Band 1 Urgent Courses	1	481	0.2%	10.0%	9.5%	9.0%
% of FP17s Relating to Free Repair or Replacements	0	481	0.0%	0.9%	0.7%	0.8%
% of FP17s Relating to Continuations	3	481	0.6%	1.0%	0.8%	0.9%
% of Patients satisfied with the dentistry they have received	0	0	N/A	93.6%	93.1%	93.2%
% of Patients satisfied with the time they had to wait for an appointment	0	0	N/A	85.2%	87.8%	88.3%

* This is based on patients treated on this contract for their most recent course of treatment. Figures in italics indicate the base number of FP17s or Patient Questionnaire responses are less than 100. N/A is shown where the base number of responses is less than 10 during the period. % is calculated as Quantity/Base number*100

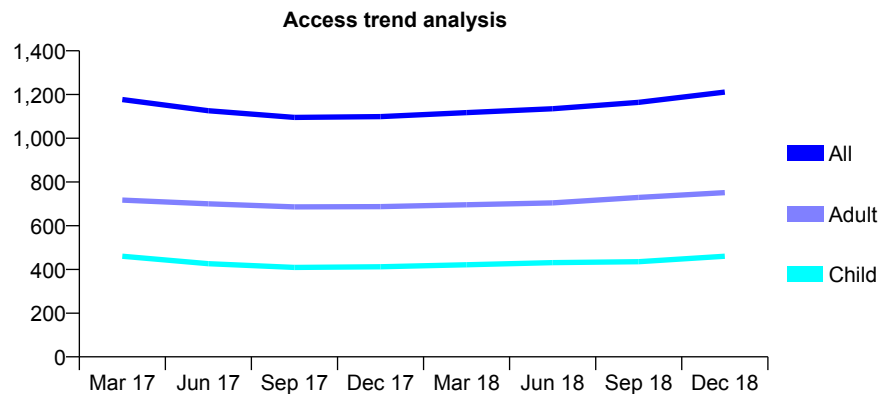
Q66 - Vital Signs At a Glance Contract Report for 749699/0001 - December 2018

Name or company name	MR AF KING
Contract type name	GDS Contract
Purpose of contract	General
Contract start date	01/04/2006
Contract end date	

18/19 Contracted general activity (UDA)	1,300
Carry forward general activity (UDA)	-26
18/19 Contracted orthodontic activity (UOA)	0
Carry forward orthodontic activity (UOA)	0
Baseline contract value	£35,876.68

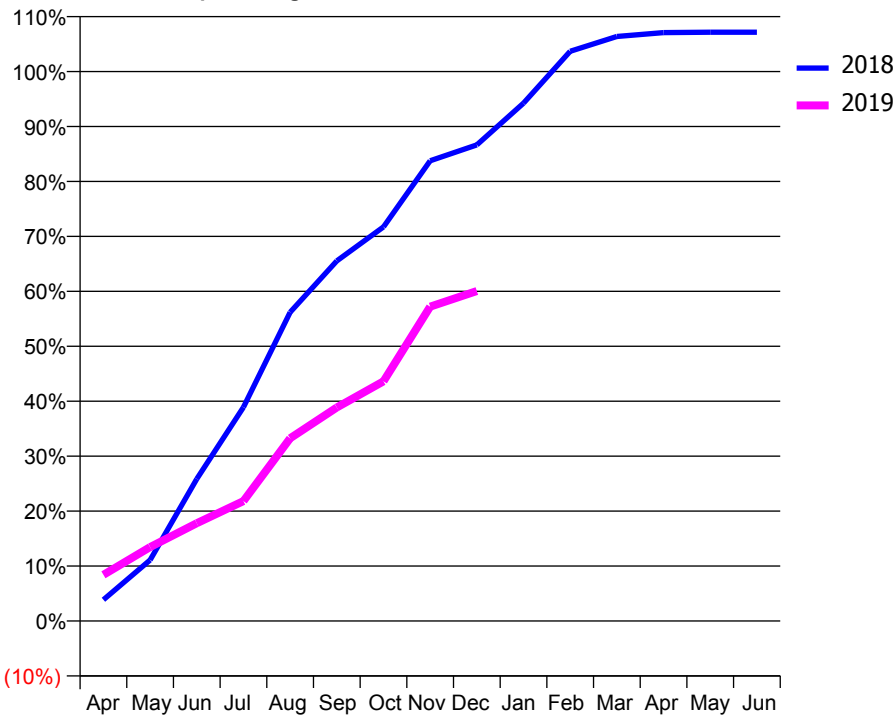
ACCESS*

Patients seen in 24 months	Total	Change since previous quarter
Quarter ending December 2017	1,099	
Quarter ending March 2018	1,117	→
Quarter ending June 2018	1,135	→
Quarter ending September 2018	1,164	↑
Quarter ending December 2018	1,211	↑
Variance since December 2017	10.2%	↑



ACTIVITY

Cumulative percentage of contracted UDA delivered 2018 & 2019



Month	Adjusted Scheduled Activity (UDA)	
	2018	2019
April	50	109
May	144	175
June	336	231
July	506	284
August	730	432
September	852	505
October	932	567
November	1,089	744
December	1,126	781
January	1,225	
February	1,348	
March	1,383	
April	1,392	
May	1,393	
June	1,393	

QUALITY

	Quantity	Base Number	Contract	AT	Region	England
% of FP17s for the same patient ID Re-attending within 3 months - Children	44	586	7.5%	9.5%	11.3%	11.8%
% of FP17s for the same patient ID Re-attending within 3 months - Adults	97	808	12.0%	13.9%	15.3%	15.6%
% of FP17s for the same patient ID Re-attending between 3 & 9 months - Children	378	586	64.5%	59.6%	61.1%	58.8%
% of FP17s for the same patient ID Re-attending between 3 & 9 months - Adults	463	808	57.3%	50.6%	52.4%	51.0%
% of FP17s for Band 1 Urgent Courses	28	502	5.6%	10.0%	9.5%	9.0%
% of FP17s Relating to Free Repair or Replacements	0	502	0.0%	0.9%	0.7%	0.8%
% of FP17s Relating to Continuations	0	502	0.0%	1.0%	0.8%	0.9%
% of Patients satisfied with the dentistry they have received	0	0	N/A	93.6%	93.1%	93.2%
% of Patients satisfied with the time they had to wait for an appointment	0	0	N/A	85.2%	87.8%	88.3%

* This is based on patients treated on this contract for their most recent course of treatment. Figures in italics indicate the base number of FP17s or Patient Questionnaire responses are less than 100. N/A is shown where the base number of responses is less than 10 during the period. % is calculated as Quantity/Base number*100

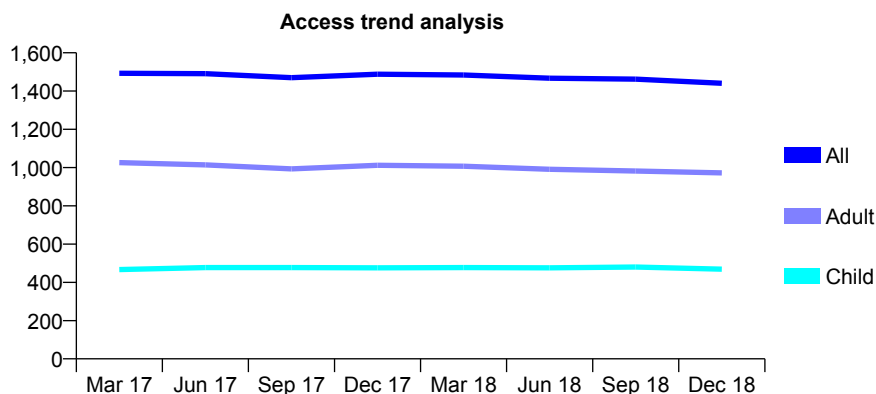
Q66 - Vital Signs At a Glance Contract Report for 752029/0002 - December 2018

Name or company name	MR PD JINKS
Contract type name	GDS Contract
Purpose of contract	General
Contract start date	01/04/2011
Contract end date	

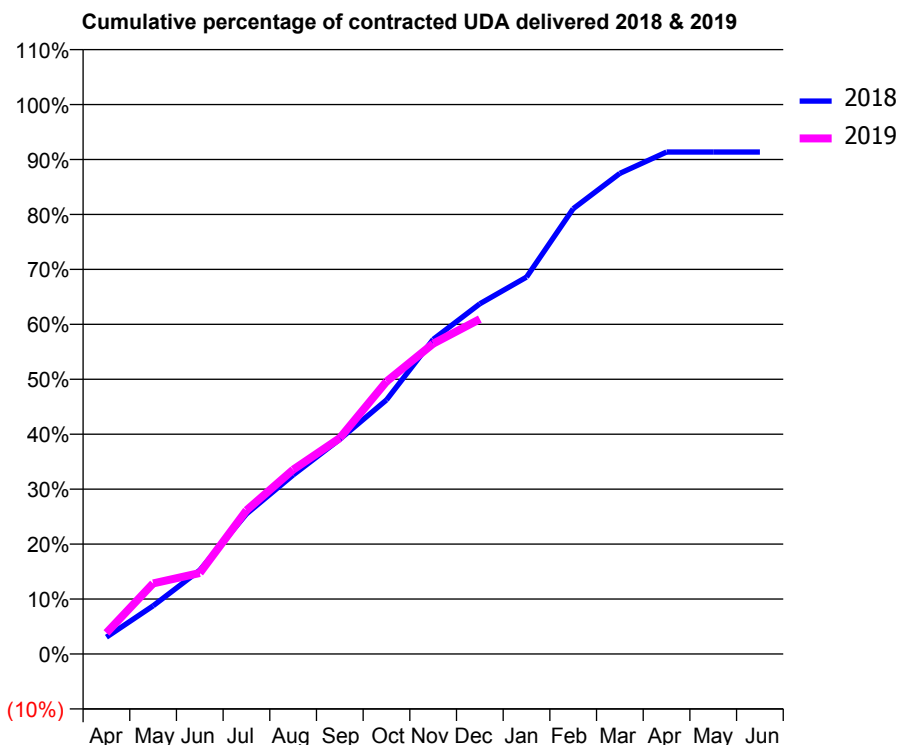
18/19 Contracted general activity (UDA)	4,699
Carry forward general activity (UDA)	0
18/19 Contracted orthodontic activity (UOA)	0
Carry forward orthodontic activity (UOA)	0
Baseline contract value	£132,975.21

ACCESS*

Patients seen in 24 months	Total	Change since previous quarter
Quarter ending December 2017	1,488	
Quarter ending March 2018	1,484	→
Quarter ending June 2018	1,467	↓
Quarter ending September 2018	1,462	→
Quarter ending December 2018	1,441	↓
Variance since December 2017	(3.2%)	↓



ACTIVITY



Month	Adjusted Scheduled Activity (UDA)	
	2018	2019
April	144	181
May	412	604
June	716	693
July	1,197	1,228
August	1,531	1,577
September	1,837	1,847
October	2,173	2,330
November	2,690	2,654
December	2,995	2,864
January	3,223	
February	3,809	
March	4,110	
April	4,293	
May	4,293	
June	4,293	

QUALITY

	Quantity	Base Number	Contract	AT	Region	England
% of FP17s for the same patient ID Re-attending within 3 months - Children	24	475	5.1%	9.5%	11.3%	11.8%
% of FP17s for the same patient ID Re-attending within 3 months - Adults	196	1,052	18.6%	13.9%	15.3%	15.6%
% of FP17s for the same patient ID Re-attending between 3 & 9 months - Children	275	475	57.9%	59.6%	61.1%	58.8%
% of FP17s for the same patient ID Re-attending between 3 & 9 months - Adults	632	1,052	60.1%	50.6%	52.4%	51.0%
% of FP17s for Band 1 Urgent Courses	34	1,439	2.4%	10.0%	9.5%	9.0%
% of FP17s Relating to Free Repair or Replacements	12	1,439	0.8%	0.9%	0.7%	0.8%
% of FP17s Relating to Continuations	76	1,439	5.3%	1.0%	0.8%	0.9%
% of Patients satisfied with the dentistry they have received	2	2	N/A	93.6%	93.1%	93.2%
% of Patients satisfied with the time they had to wait for an appointment	2	2	N/A	85.2%	87.8%	88.3%

* This is based on patients treated on this contract for their most recent course of treatment. Figures in italics indicate the base number of FP17s or Patient Questionnaire responses are less than 100. N/A is shown where the base number of responses is less than 10 during the period. % is calculated as Quantity/Base number*100

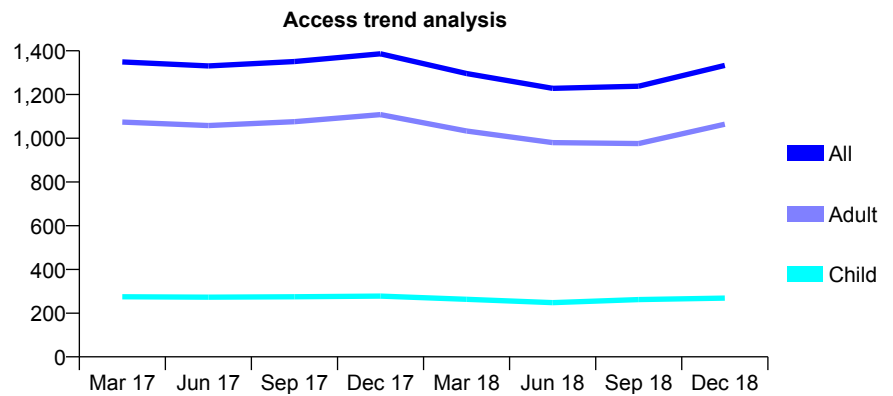
Q66 - Vital Signs At a Glance Contract Report for 753785/0001 - December 2018

Name or company name	MR RJ PRINGLE
Contract type name	GDS Contract
Purpose of contract	General
Contract start date	01/04/2006
Contract end date	

18/19 Contracted general activity (UDA)	3,427
Carry forward general activity (UDA)	24
18/19 Contracted orthodontic activity (UOA)	0
Carry forward orthodontic activity (UOA)	0
Baseline contract value	£93,231.09

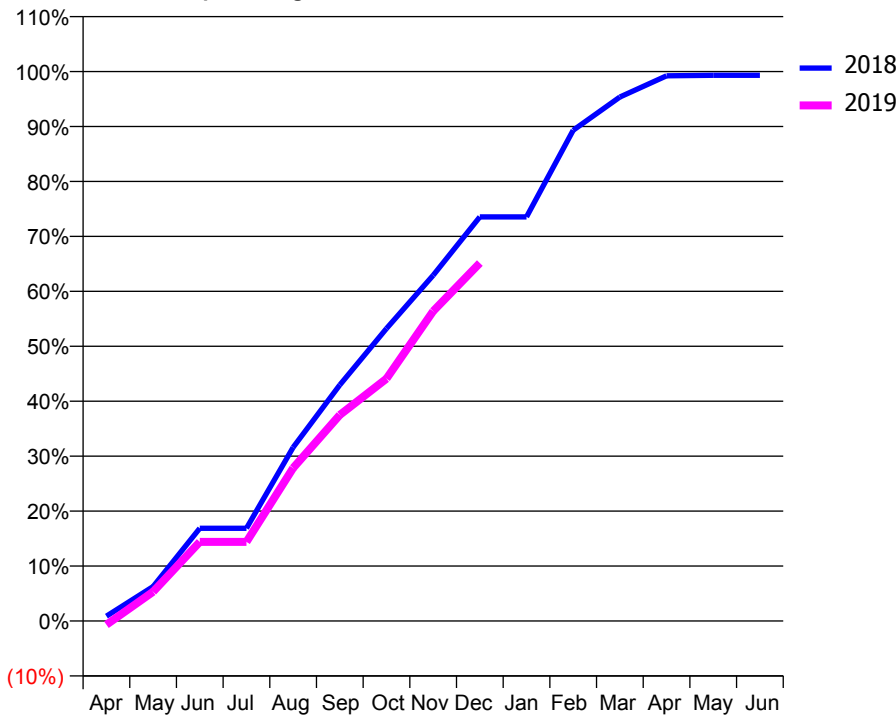
ACCESS*

Patients seen in 24 months	Total	Change since previous quarter
Quarter ending December 2017	1,386	
Quarter ending March 2018	1,296	↓
Quarter ending June 2018	1,228	↓
Quarter ending September 2018	1,238	→
Quarter ending December 2018	1,333	↑
Variance since December 2017	(3.8%)	↓



ACTIVITY

Cumulative percentage of contracted UDA delivered 2018 & 2019



Month	Adjusted Scheduled Activity (UDA)	
	2018	2019
April	30	-24
May	215	182
June	578	493
July	578	493
August	1,083	955
September	1,472	1,285
October	1,824	1,511
November	2,156	1,932
December	2,520	2,233
January	2,520	
February	3,061	
March	3,268	
April	3,400	
May	3,403	
June	3,403	

QUALITY

	Quantity	Base Number	Contract	AT	Region	England
% of FP17s for the same patient ID Re-attending within 3 months - Children	13	257	5.1%	9.5%	11.3%	11.8%
% of FP17s for the same patient ID Re-attending within 3 months - Adults	110	1,199	9.2%	13.9%	15.3%	15.6%
% of FP17s for the same patient ID Re-attending between 3 & 9 months - Children	94	257	36.6%	59.6%	61.1%	58.8%
% of FP17s for the same patient ID Re-attending between 3 & 9 months - Adults	501	1,199	41.8%	50.6%	52.4%	51.0%
% of FP17s for Band 1 Urgent Courses	154	1,358	11.3%	10.0%	9.5%	9.0%
% of FP17s Relating to Free Repair or Replacements	4	1,358	0.3%	0.9%	0.7%	0.8%
% of FP17s Relating to Continuations	12	1,358	0.9%	1.0%	0.8%	0.9%
% of Patients satisfied with the dentistry they have received	0	0	N/A	93.6%	93.1%	93.2%
% of Patients satisfied with the time they had to wait for an appointment	0	0	N/A	85.2%	87.8%	88.3%

* This is based on patients treated on this contract for their most recent course of treatment. Figures in italics indicate the base number of FP17s or Patient Questionnaire responses are less than 100. N/A is shown where the base number of responses is less than 10 during the period. % is calculated as Quantity/Base number*100

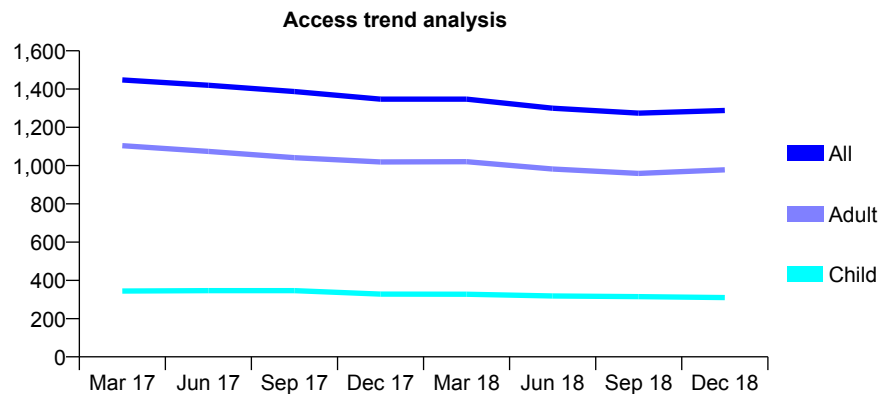
Q66 - Vital Signs At a Glance Contract Report for 753793/0001 - December 2018

Name or company name	MISS KA BABOS
Contract type name	GDS Contract
Purpose of contract	General
Contract start date	01/04/2006
Contract end date	

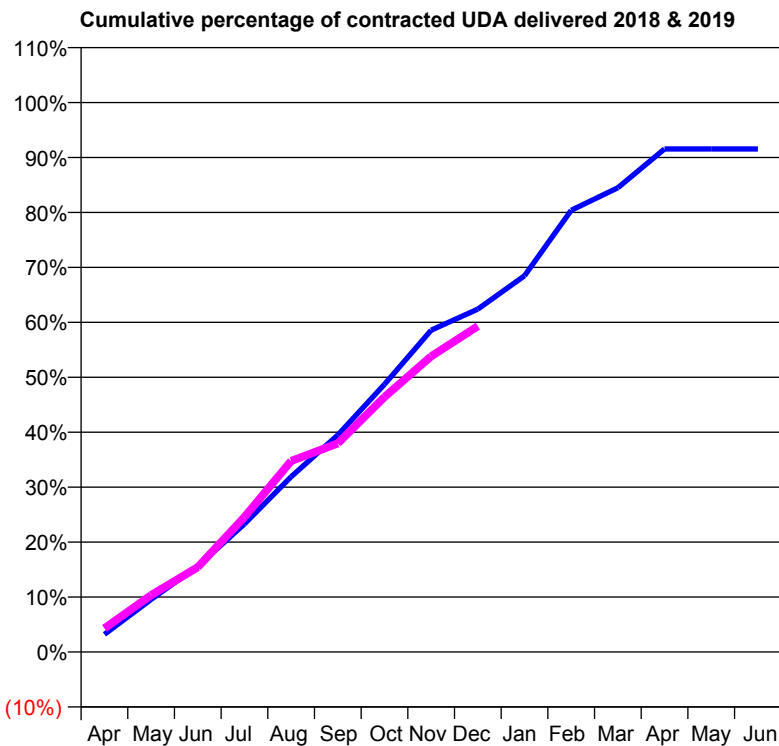
18/19 Contracted general activity (UDA)	4,500
Carry forward general activity (UDA)	0
18/19 Contracted orthodontic activity (UOA)	0
Carry forward orthodontic activity (UOA)	0
Baseline contract value	£137,902.65

ACCESS*

Patients seen in 24 months	Total	Change since previous quarter
Quarter ending December 2017	1,347	
Quarter ending March 2018	1,347	→
Quarter ending June 2018	1,300	↓
Quarter ending September 2018	1,274	↓
Quarter ending December 2018	1,288	→
Variance since December 2017	(4.4%)	↓



ACTIVITY



Month	Adjusted Scheduled Activity (UDA)	
	2018	2019
April	145	194
May	431	465
June	702	696
July	1,049	1,106
August	1,435	1,564
September	1,777	1,708
October	2,192	2,088
November	2,636	2,421
December	2,808	2,668
January	3,082	
February	3,618	
March	3,802	
April	4,119	
May	4,119	
June	4,119	

QUALITY

	Quantity	Base Number	Contract	AT	Region	England
% of FP17s for the same patient ID Re-attending within 3 months - Children	16	259	6.2%	9.5%	11.3%	11.8%
% of FP17s for the same patient ID Re-attending within 3 months - Adults	221	905	24.4%	13.9%	15.3%	15.6%
% of FP17s for the same patient ID Re-attending between 3 & 9 months - Children	81	259	31.3%	59.6%	61.1%	58.8%
% of FP17s for the same patient ID Re-attending between 3 & 9 months - Adults	240	905	26.5%	50.6%	52.4%	51.0%
% of FP17s for Band 1 Urgent Courses	217	1,075	20.2%	10.0%	9.5%	9.0%
% of FP17s Relating to Free Repair or Replacements	14	1,075	1.3%	0.9%	0.7%	0.8%
% of FP17s Relating to Continuations	16	1,075	1.5%	1.0%	0.8%	0.9%
% of Patients satisfied with the dentistry they have received	0	0	N/A	93.6%	93.1%	93.2%
% of Patients satisfied with the time they had to wait for an appointment	0	0	N/A	85.2%	87.8%	88.3%

* This is based on patients treated on this contract for their most recent course of treatment. Figures in italics indicate the base number of FP17s or Patient Questionnaire responses are less than 100. N/A is shown where the base number of responses is less than 10 during the period. % is calculated as Quantity/Base number*100

Q66 - Vital Signs At a Glance Contract Report for 762148/0001 - December 2018

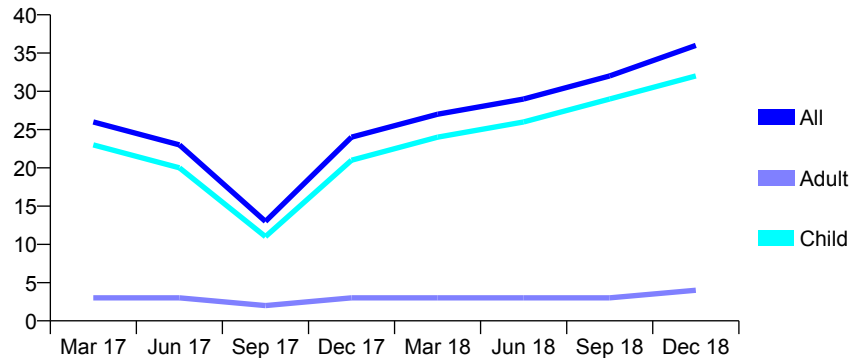
Name or company name	MR V MIRZAYAN
Contract type name	GDS Contract
Purpose of contract	General
Contract start date	01/04/2006
Contract end date	

18/19 Contracted general activity (UDA)	92
Carry forward general activity (UDA)	0
18/19 Contracted orthodontic activity (UOA)	0
Carry forward orthodontic activity (UOA)	0
Baseline contract value	£2,823.51

ACCESS*

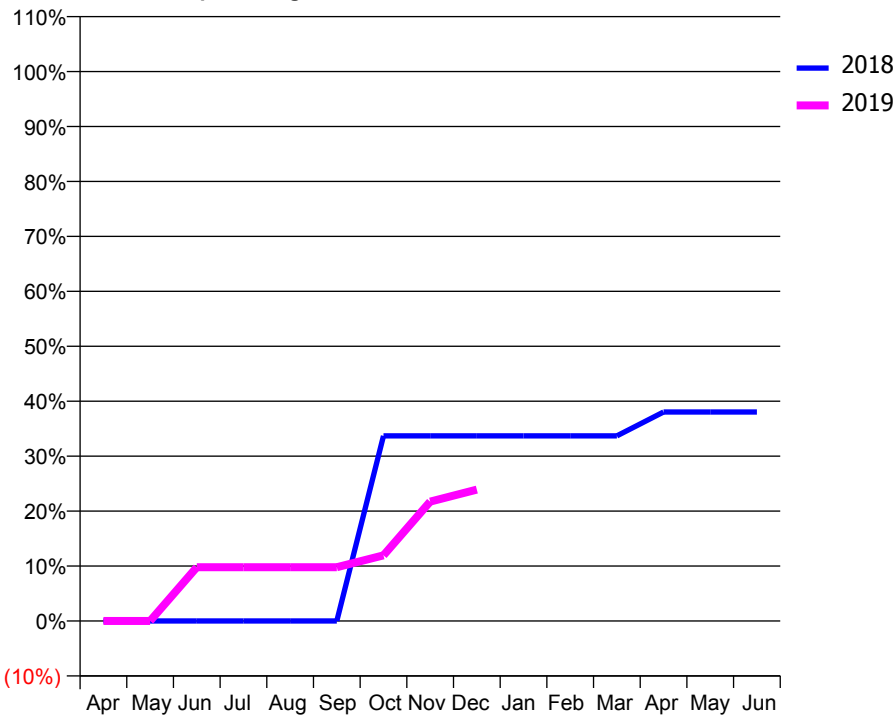
Patients seen in 24 months	Total	Change since previous quarter
Quarter ending December 2017	24	
Quarter ending March 2018	27	↑
Quarter ending June 2018	29	↑
Quarter ending September 2018	32	↑
Quarter ending December 2018	36	↑
Variance since December 2017	50.0%	↑

Access trend analysis



ACTIVITY

Cumulative percentage of contracted UDA delivered 2018 & 2019



Month	Adjusted Scheduled Activity (UDA)	
	2018	2019
April	0	0
May	0	0
June	0	9
July	0	9
August	0	9
September	0	9
October	31	11
November	31	20
December	31	22
January	31	
February	31	
March	31	
April	35	
May	35	
June	35	

QUALITY

	Quantity	Base Number	Contract	AT	Region	England
% of FP17s for the same patient ID Re-attending within 3 months - Children	0	30	0.0%	9.5%	11.3%	11.8%
% of FP17s for the same patient ID Re-attending within 3 months - Adults	0	0	N/A	13.9%	15.3%	15.6%
% of FP17s for the same patient ID Re-attending between 3 & 9 months - Children	8	30	26.7%	59.6%	61.1%	58.8%
% of FP17s for the same patient ID Re-attending between 3 & 9 months - Adults	0	0	N/A	50.6%	52.4%	51.0%
% of FP17s for Band 1 Urgent Courses	0	24	0.0%	10.0%	9.5%	9.0%
% of FP17s Relating to Free Repair or Replacements	0	24	0.0%	0.9%	0.7%	0.8%
% of FP17s Relating to Continuations	0	24	0.0%	1.0%	0.8%	0.9%
% of Patients satisfied with the dentistry they have received	0	0	N/A	93.6%	93.1%	93.2%
% of Patients satisfied with the time they had to wait for an appointment	0	0	N/A	85.2%	87.8%	88.3%

* This is based on patients treated on this contract for their most recent course of treatment. Figures in italics indicate the base number of FP17s or Patient Questionnaire responses are less than 100. N/A is shown where the base number of responses is less than 10 during the period. % is calculated as Quantity/Base number*100

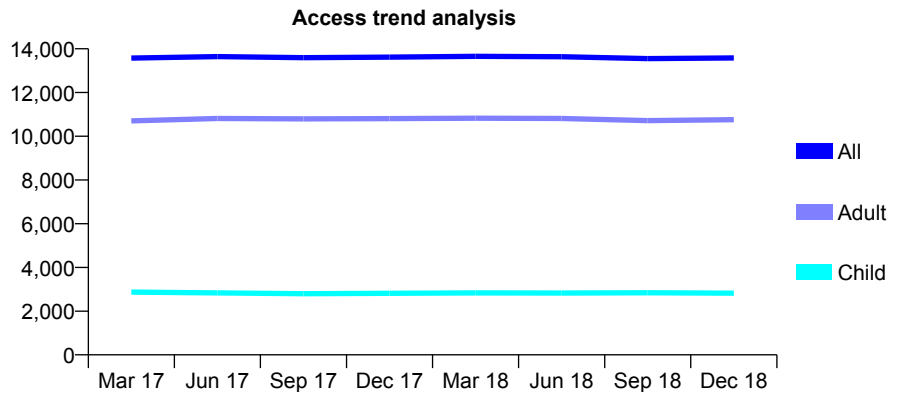
Q66 - Vital Signs At a Glance Contract Report for 762520/0001 - December 2018

Name or company name	Castle View Dental Practice
Contract type name	Pilot Contract
Purpose of contract	General and Orthodontic
Contract start date	01/09/2013
Contract end date	

18/19 Contracted general activity (UDA)	31,724
Carry forward general activity (UDA)	0
18/19 Contracted orthodontic activity (UOA)	1,000
Carry forward orthodontic activity (UOA)	0
Baseline contract value	£1,058,951.56

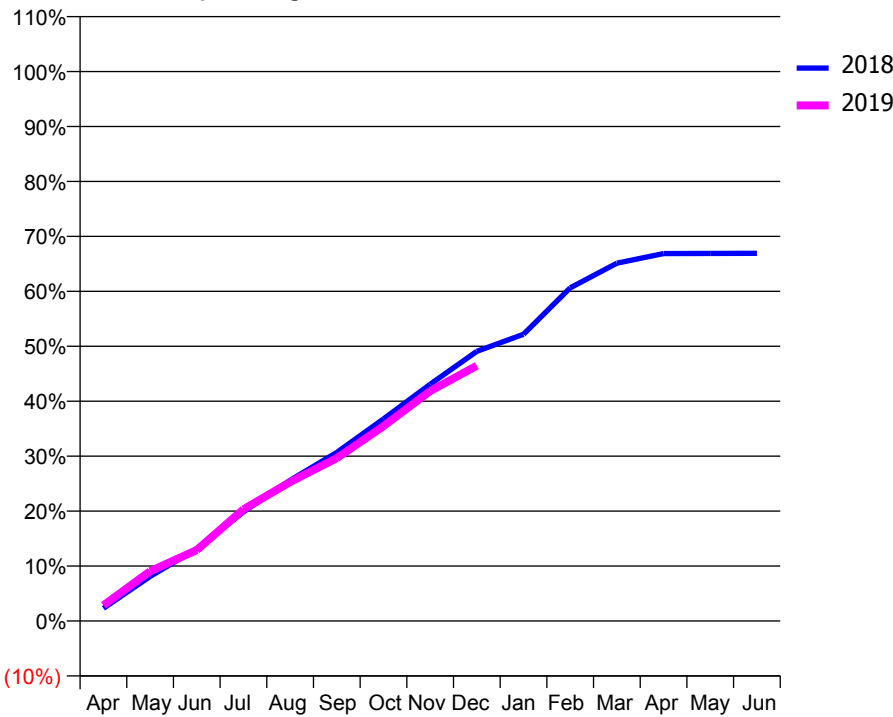
ACCESS*

Patients seen in 24 months	Total	Change since previous quarter
Quarter ending December 2017	13,620	
Quarter ending March 2018	13,658	→
Quarter ending June 2018	13,640	→
Quarter ending September 2018	13,552	→
Quarter ending December 2018	13,581	→
Variance since December 2017	(0.3%)	→



ACTIVITY

Cumulative percentage of contracted UDA delivered 2018 & 2019



Month	Adjusted Scheduled Activity (UDA)	
	2018	2019
April	737	906
May	2,576	2,875
June	4,172	4,098
July	6,303	6,449
August	8,127	8,026
September	9,735	9,400
October	11,665	11,250
November	13,672	13,276
December	15,572	14,740
January	16,559	
February	19,234	
March	20,659	
April	21,213	
May	21,224	
June	21,227	

QUALITY

	Quantity	Base Number	Contract	AT	Region	England
% of FP17s for the same patient ID Re-attending within 3 months - Children	155	2,204	7.0%	9.5%	11.3%	11.8%
% of FP17s for the same patient ID Re-attending within 3 months - Adults	1,325	8,252	16.1%	13.9%	15.3%	15.6%
% of FP17s for the same patient ID Re-attending between 3 & 9 months - Children	566	2,204	25.7%	59.6%	61.1%	58.8%
% of FP17s for the same patient ID Re-attending between 3 & 9 months - Adults	2,056	8,252	24.9%	50.6%	52.4%	51.0%
% of FP17s for Band 1 Urgent Courses	1,066	8,687	12.3%	10.0%	9.5%	9.0%
% of FP17s Relating to Free Repair or Replacements	66	8,687	0.8%	0.9%	0.7%	0.8%
% of FP17s Relating to Continuations	35	8,687	0.4%	1.0%	0.8%	0.9%
% of Patients satisfied with the dentistry they have received	6	7	N/A	93.6%	93.1%	93.2%
% of Patients satisfied with the time they had to wait for an appointment	5	7	N/A	85.2%	87.8%	88.3%

* This is based on patients treated on this contract for their most recent course of treatment. Figures in italics indicate the base number of FP17s or Patient Questionnaire responses are less than 100. N/A is shown where the base number of responses is less than 10 during the period. % is calculated as Quantity/Base number*100

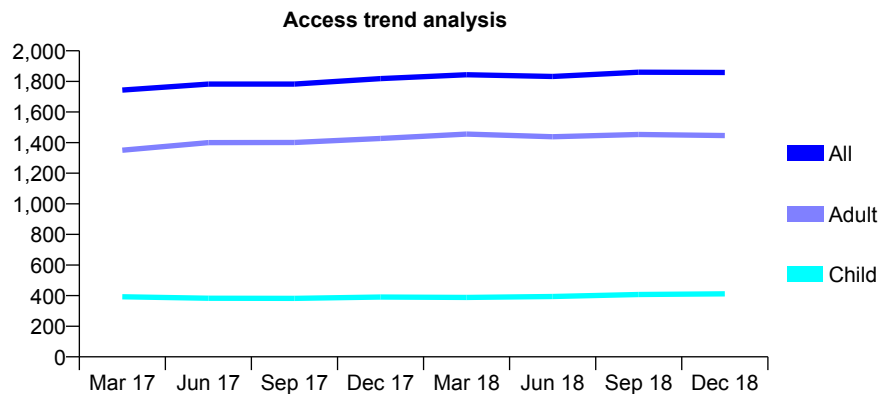
Q66 - Vital Signs At a Glance Contract Report for 763969/0001 - December 2018

Name or company name	MR V AVAKIAN
Contract type name	GDS Contract
Purpose of contract	General
Contract start date	01/04/2006
Contract end date	

18/19 Contracted general activity (UDA)	6,526
Carry forward general activity (UDA)	-3
18/19 Contracted orthodontic activity (UOA)	0
Carry forward orthodontic activity (UOA)	0
Baseline contract value	£164,726.68

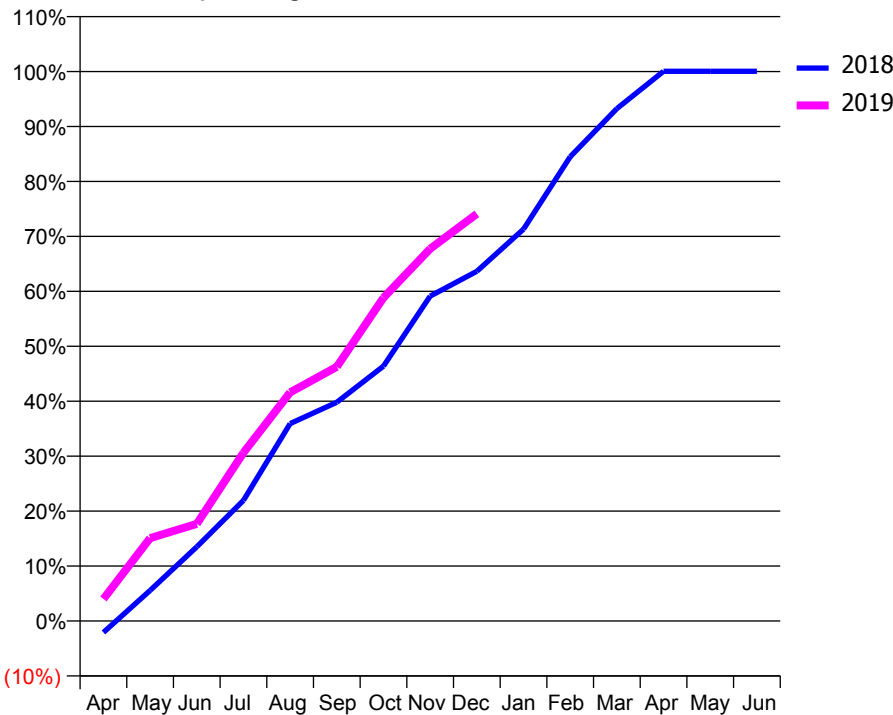
ACCESS*

Patients seen in 24 months	Total	Change since previous quarter
Quarter ending December 2017	1,818	
Quarter ending March 2018	1,844	→
Quarter ending June 2018	1,832	→
Quarter ending September 2018	1,860	→
Quarter ending December 2018	1,858	→
Variance since December 2017	2.2%	↑



ACTIVITY

Cumulative percentage of contracted UDA delivered 2018 & 2019



Month	Adjusted Scheduled Activity (UDA)	
	2018	2019
April	-137	262
May	364	985
June	882	1,154
July	1,432	1,999
August	2,344	2,714
September	2,597	3,019
October	3,027	3,839
November	3,858	4,421
December	4,153	4,836
January	4,654	
February	5,514	
March	6,086	
April	6,529	
May	6,529	
June	6,529	

QUALITY

	Quantity	Base Number	Contract	AT	Region	England
% of FP17s for the same patient ID Re-attending within 3 months - Children	37	514	7.2%	9.5%	11.3%	11.8%
% of FP17s for the same patient ID Re-attending within 3 months - Adults	247	1,760	14.0%	13.9%	15.3%	15.6%
% of FP17s for the same patient ID Re-attending between 3 & 9 months - Children	348	514	67.7%	59.6%	61.1%	58.8%
% of FP17s for the same patient ID Re-attending between 3 & 9 months - Adults	1,181	1,760	67.1%	50.6%	52.4%	51.0%
% of FP17s for Band 1 Urgent Courses	130	2,120	6.1%	10.0%	9.5%	9.0%
% of FP17s Relating to Free Repair or Replacements	0	2,120	0.0%	0.9%	0.7%	0.8%
% of FP17s Relating to Continuations	35	2,120	1.7%	1.0%	0.8%	0.9%
% of Patients satisfied with the dentistry they have received	2	2	N/A	93.6%	93.1%	93.2%
% of Patients satisfied with the time they had to wait for an appointment	2	2	N/A	85.2%	87.8%	88.3%

* This is based on patients treated on this contract for their most recent course of treatment. Figures in italics indicate the base number of FP17s or Patient Questionnaire responses are less than 100. N/A is shown where the base number of responses is less than 10 during the period. % is calculated as Quantity/Base number*100

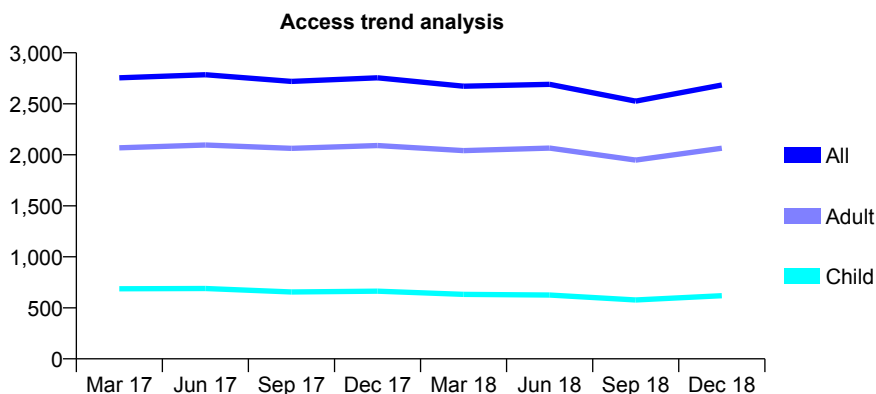
Q66 - Vital Signs At a Glance Contract Report for 789062/0001 - December 2018

Name or company name	MS E ZAJKOWSKA-STEPIEN
Contract type name	GDS Contract
Purpose of contract	General
Contract start date	01/02/2008
Contract end date	

18/19 Contracted general activity (UDA)	9,567
Carry forward general activity (UDA)	-176
18/19 Contracted orthodontic activity (UOA)	0
Carry forward orthodontic activity (UOA)	0
Baseline contract value	£250,060.94

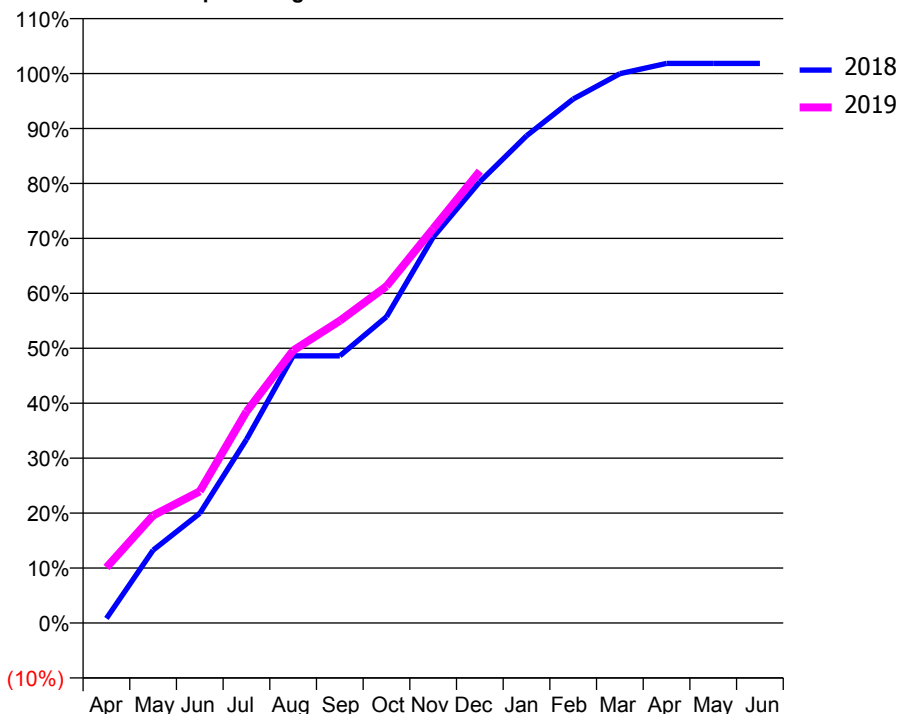
ACCESS*

Patients seen in 24 months	Total	Change since previous quarter
Quarter ending December 2017	2,755	
Quarter ending March 2018	2,673	↓
Quarter ending June 2018	2,691	→
Quarter ending September 2018	2,526	↓
Quarter ending December 2018	2,684	↑
Variance since December 2017	(2.6%)	↓



ACTIVITY

Cumulative percentage of contracted UDA delivered 2018 & 2019



Month	Adjusted Scheduled Activity (UDA)	
	2018	2019
April	80	967
May	1,269	1,873
June	1,908	2,293
July	3,195	3,681
August	4,652	4,744
September	4,652	5,261
October	5,331	5,863
November	6,718	6,865
December	7,684	7,868
January	8,483	
February	9,123	
March	9,563	
April	9,743	
May	9,743	
June	9,743	

QUALITY

	Quantity	Base Number	Contract	AT	Region	England
% of FP17s for the same patient ID Re-attending within 3 months - Children	38	624	6.1%	9.5%	11.3%	11.8%
% of FP17s for the same patient ID Re-attending within 3 months - Adults	314	2,328	13.5%	13.9%	15.3%	15.6%
% of FP17s for the same patient ID Re-attending between 3 & 9 months - Children	394	624	63.1%	59.6%	61.1%	58.8%
% of FP17s for the same patient ID Re-attending between 3 & 9 months - Adults	1,429	2,328	61.4%	50.6%	52.4%	51.0%
% of FP17s for Band 1 Urgent Courses	129	2,887	4.5%	10.0%	9.5%	9.0%
% of FP17s Relating to Free Repair or Replacements	4	2,887	0.1%	0.9%	0.7%	0.8%
% of FP17s Relating to Continuations	27	2,887	0.9%	1.0%	0.8%	0.9%
% of Patients satisfied with the dentistry they have received	1	1	N/A	93.6%	93.1%	93.2%
% of Patients satisfied with the time they had to wait for an appointment	0	1	N/A	85.2%	87.8%	88.3%

* This is based on patients treated on this contract for their most recent course of treatment. Figures in italics indicate the base number of FP17s or Patient Questionnaire responses are less than 100. N/A is shown where the base number of responses is less than 10 during the period. % is calculated as Quantity/Base number*100

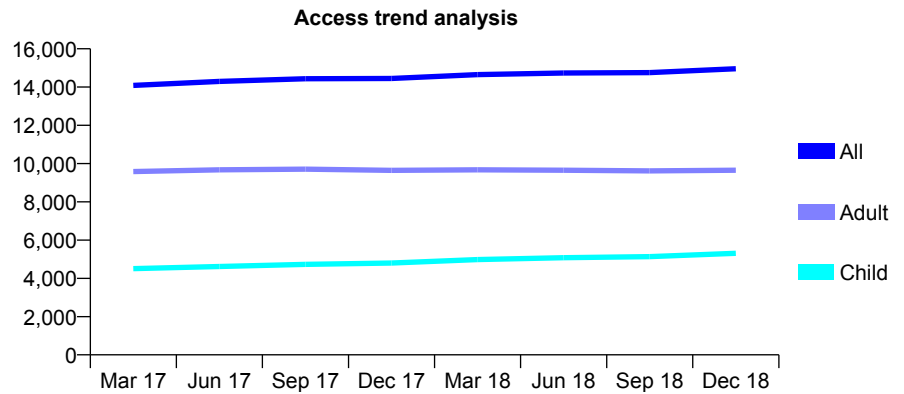
Q66 - Vital Signs At a Glance Contract Report for 801399/0001 - December 2018

Name or company name	MR R SMITH
Contract type name	GDS Contract
Purpose of contract	General
Contract start date	01/04/2006
Contract end date	

18/19 Contracted general activity (UDA)	36,500
Carry forward general activity (UDA)	0
18/19 Contracted orthodontic activity (UOA)	0
Carry forward orthodontic activity (UOA)	0
Baseline contract value	£870,859.21

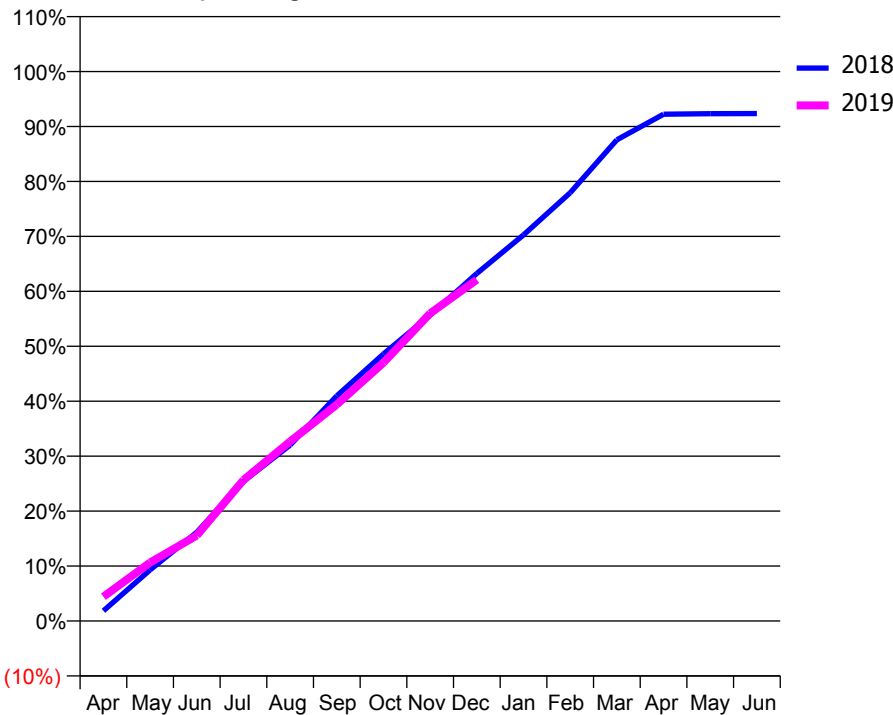
ACCESS*

Patients seen in 24 months	Total	Change since previous quarter
Quarter ending December 2017	14,451	
Quarter ending March 2018	14,652	→
Quarter ending June 2018	14,733	→
Quarter ending September 2018	14,758	→
Quarter ending December 2018	14,961	→
Variance since December 2017	3.5%	↑



ACTIVITY

Cumulative percentage of contracted UDA delivered 2018 & 2019



Month	Adjusted Scheduled Activity (UDA)	
	2018	2019
April	675	1,619
May	3,392	3,880
June	5,892	5,684
July	9,275	9,363
August	11,686	11,925
September	14,958	14,382
October	17,741	17,162
November	20,322	20,438
December	23,090	22,675
January	25,649	
February	28,445	
March	31,966	
April	33,660	
May	33,700	
June	33,707	

QUALITY

	Quantity	Base Number	Contract	AT	Region	England
% of FP17s for the same patient ID Re-attending within 3 months - Children	253	5,119	4.9%	9.5%	11.3%	11.8%
% of FP17s for the same patient ID Re-attending within 3 months - Adults	889	8,825	10.1%	13.9%	15.3%	15.6%
% of FP17s for the same patient ID Re-attending between 3 & 9 months - Children	2,424	5,119	47.4%	59.6%	61.1%	58.8%
% of FP17s for the same patient ID Re-attending between 3 & 9 months - Adults	4,706	8,825	53.3%	50.6%	52.4%	51.0%
% of FP17s for Band 1 Urgent Courses	898	12,966	6.9%	10.0%	9.5%	9.0%
% of FP17s Relating to Free Repair or Replacements	64	12,966	0.5%	0.9%	0.7%	0.8%
% of FP17s Relating to Continuations	96	12,966	0.7%	1.0%	0.8%	0.9%
% of Patients satisfied with the dentistry they have received	7	7	N/A	93.6%	93.1%	93.2%
% of Patients satisfied with the time they had to wait for an appointment	6	7	N/A	85.2%	87.8%	88.3%

* This is based on patients treated on this contract for their most recent course of treatment. Figures in italics indicate the base number of FP17s or Patient Questionnaire responses are less than 100. N/A is shown where the base number of responses is less than 10 during the period. % is calculated as Quantity/Base number*100

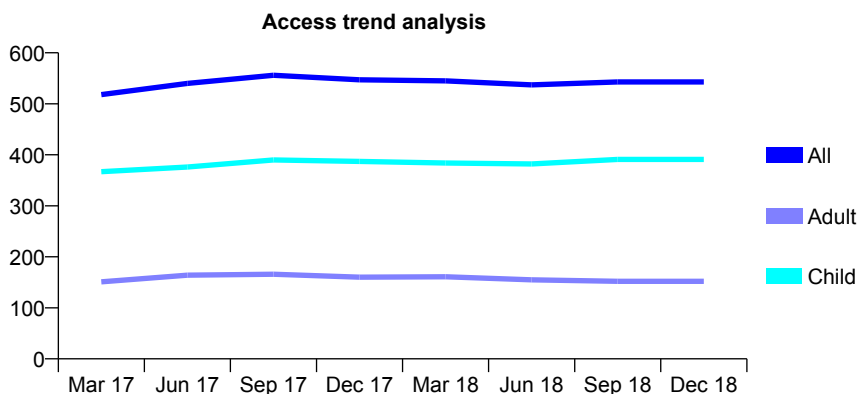
Q66 - Vital Signs At a Glance Contract Report for 801593/0001 - December 2018

Name or company name	MR P IRISH
Contract type name	GDS Contract
Purpose of contract	General
Contract start date	01/04/2006
Contract end date	

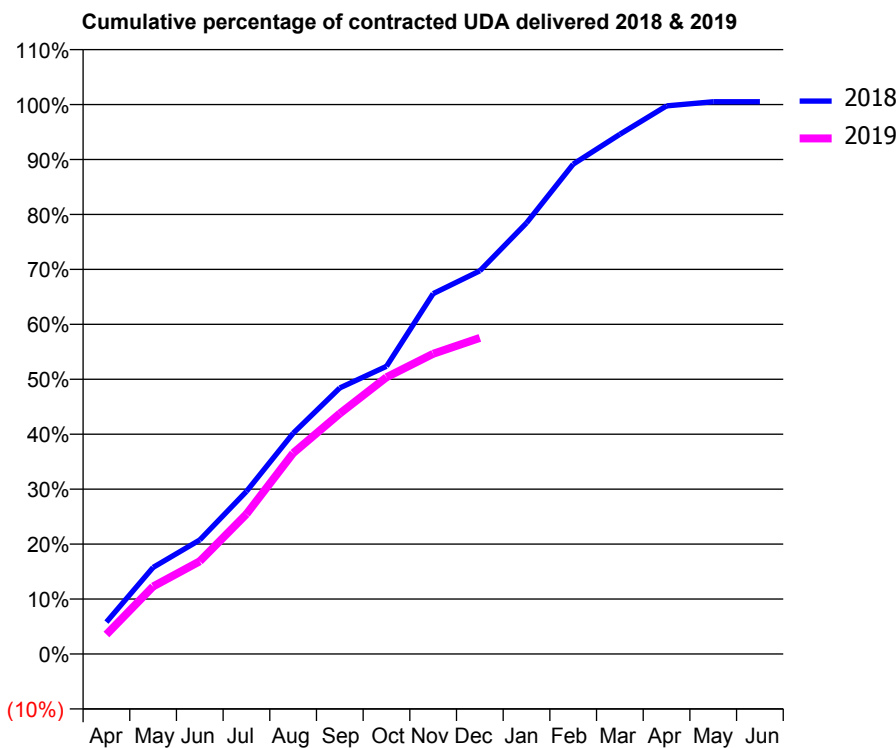
18/19 Contracted general activity (UDA)	1,450
Carry forward general activity (UDA)	-7
18/19 Contracted orthodontic activity (UOA)	0
Carry forward orthodontic activity (UOA)	0
Baseline contract value	£40,005.34

ACCESS*

Patients seen in 24 months	Total	Change since previous quarter
Quarter ending December 2017	547	
Quarter ending March 2018	545	→
Quarter ending June 2018	537	↓
Quarter ending September 2018	543	→
Quarter ending December 2018	543	→
Variance since December 2017	(0.7%)	→



ACTIVITY



Month	Adjusted Scheduled Activity (UDA)	
	2018	2019
April	84	51
May	228	178
June	301	245
July	429	369
August	582	530
September	702	635
October	759	730
November	951	792
December	1,011	834
January	1,137	
February	1,293	
March	1,371	
April	1,446	
May	1,457	
June	1,457	

QUALITY

	Quantity	Base Number	Contract	AT	Region	England
% of FP17s for the same patient ID Re-attending within 3 months - Children	49	431	11.4%	9.5%	11.3%	11.8%
% of FP17s for the same patient ID Re-attending within 3 months - Adults	30	123	24.4%	13.9%	15.3%	15.6%
% of FP17s for the same patient ID Re-attending between 3 & 9 months - Children	251	431	58.2%	59.6%	61.1%	58.8%
% of FP17s for the same patient ID Re-attending between 3 & 9 months - Adults	37	123	30.1%	50.6%	52.4%	51.0%
% of FP17s for Band 1 Urgent Courses	40	503	8.0%	10.0%	9.5%	9.0%
% of FP17s Relating to Free Repair or Replacements	0	503	0.0%	0.9%	0.7%	0.8%
% of FP17s Relating to Continuations	0	503	0.0%	1.0%	0.8%	0.9%
% of Patients satisfied with the dentistry they have received	0	0	N/A	93.6%	93.1%	93.2%
% of Patients satisfied with the time they had to wait for an appointment	0	0	N/A	85.2%	87.8%	88.3%

* This is based on patients treated on this contract for their most recent course of treatment. Figures in italics indicate the base number of FP17s or Patient Questionnaire responses are less than 100. N/A is shown where the base number of responses is less than 10 during the period. % is calculated as Quantity/Base number*100

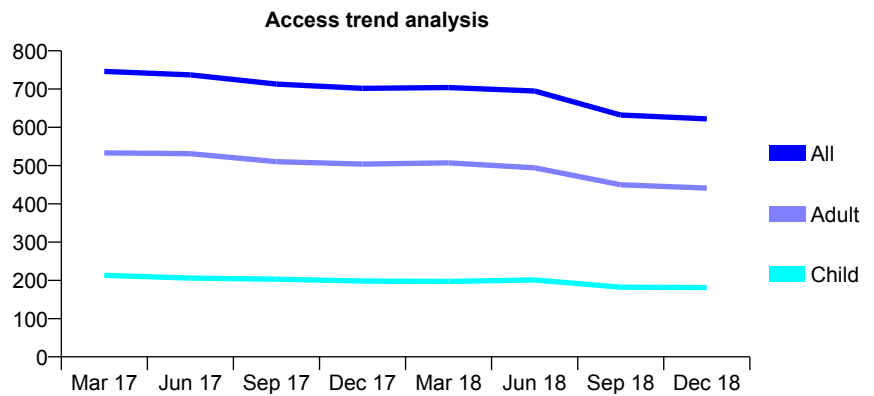
Q66 - Vital Signs At a Glance Contract Report for 809780/0002 - December 2018

Name or company name	Jonathan Baber and Michael Wines
Contract type name	GDS Contract
Purpose of contract	General
Contract start date	01/02/2012
Contract end date	

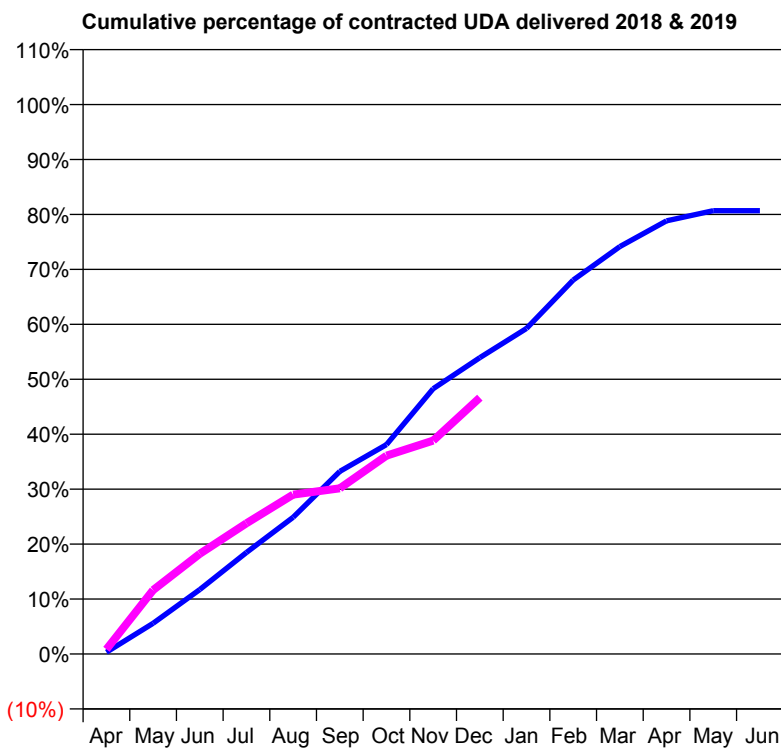
18/19 Contracted general activity (UDA)	1,500
Carry forward general activity (UDA)	0
18/19 Contracted orthodontic activity (UOA)	0
Carry forward orthodontic activity (UOA)	0
Baseline contract value	£35,562.63

ACCESS*

Patients seen in 24 months	Total	Change since previous quarter
Quarter ending December 2017	702	
Quarter ending March 2018	704	→
Quarter ending June 2018	695	↓
Quarter ending September 2018	632	↓
Quarter ending December 2018	622	↓
Variance since December 2017	(11.4%)	↓



ACTIVITY



Month	Adjusted Scheduled Activity (UDA)	
	2018	2019
April	6	13
May	112	175
June	234	273
July	369	357
August	497	435
September	664	452
October	762	542
November	965	583
December	1,078	700
January	1,184	
February	1,360	
March	1,482	
April	1,575	
May	1,612	
June	1,612	

QUALITY

	Quantity	Base Number	Contract	AT	Region	England
% of FP17s for the same patient ID Re-attending within 3 months - Children	7	167	4.2%	9.5%	11.3%	11.8%
% of FP17s for the same patient ID Re-attending within 3 months - Adults	44	423	10.4%	13.9%	15.3%	15.6%
% of FP17s for the same patient ID Re-attending between 3 & 9 months - Children	106	167	63.5%	59.6%	61.1%	58.8%
% of FP17s for the same patient ID Re-attending between 3 & 9 months - Adults	284	423	67.1%	50.6%	52.4%	51.0%
% of FP17s for Band 1 Urgent Courses	20	506	4.0%	10.0%	9.5%	9.0%
% of FP17s Relating to Free Repair or Replacements	4	506	0.8%	0.9%	0.7%	0.8%
% of FP17s Relating to Continuations	0	506	0.0%	1.0%	0.8%	0.9%
% of Patients satisfied with the dentistry they have received	0	0	N/A	93.6%	93.1%	93.2%
% of Patients satisfied with the time they had to wait for an appointment	0	0	N/A	85.2%	87.8%	88.3%

* This is based on patients treated on this contract for their most recent course of treatment. Figures in italics indicate the base number of FP17s or Patient Questionnaire responses are less than 100. N/A is shown where the base number of responses is less than 10 during the period. % is calculated as Quantity/Base number*100

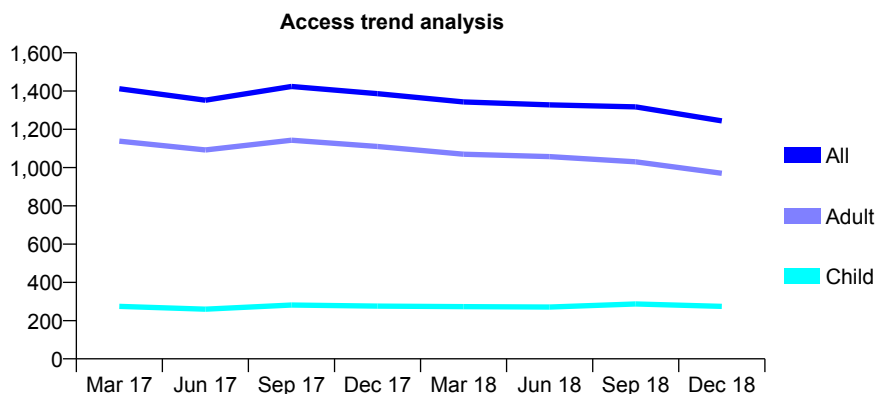
Q66 - Vital Signs At a Glance Contract Report for 810452/0001 - December 2018

Name or company name	MISS AR MACHIN
Contract type name	GDS Contract
Purpose of contract	General
Contract start date	01/04/2006
Contract end date	

18/19 Contracted general activity (UDA)	4,490
Carry forward general activity (UDA)	0
18/19 Contracted orthodontic activity (UOA)	0
Carry forward orthodontic activity (UOA)	0
Baseline contract value	£122,858.70

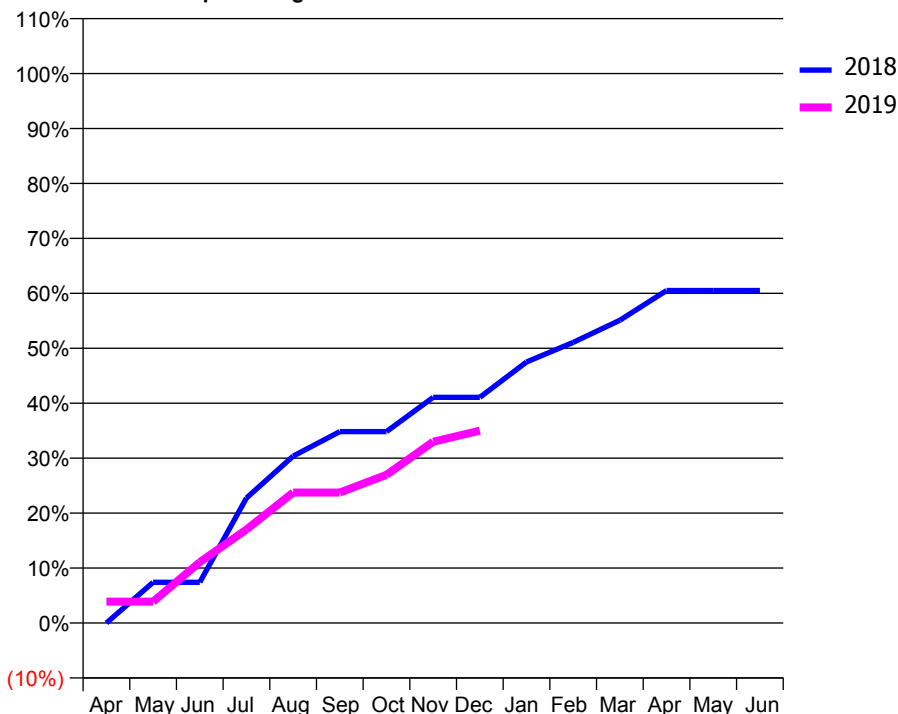
ACCESS*

Patients seen in 24 months	Total	Change since previous quarter
Quarter ending December 2017	1,386	
Quarter ending March 2018	1,343	↓
Quarter ending June 2018	1,328	↓
Quarter ending September 2018	1,317	→
Quarter ending December 2018	1,244	↓
Variance since December 2017	(10.2%)	↓



ACTIVITY

Cumulative percentage of contracted UDA delivered 2018 & 2019



Month	Adjusted Scheduled Activity (UDA)	
	2018	2019
April	0	175
May	333	175
June	333	498
July	1,021	765
August	1,363	1,066
September	1,564	1,066
October	1,564	1,211
November	1,844	1,481
December	1,844	1,572
January	2,133	
February	2,293	
March	2,474	
April	2,717	
May	2,717	
June	2,717	

QUALITY

	Quantity	Base Number	Contract	AT	Region	England
% of FP17s for the same patient ID Re-attending within 3 months - Children	18	279	6.5%	9.5%	11.3%	11.8%
% of FP17s for the same patient ID Re-attending within 3 months - Adults	54	635	8.5%	13.9%	15.3%	15.6%
% of FP17s for the same patient ID Re-attending between 3 & 9 months - Children	188	279	67.4%	59.6%	61.1%	58.8%
% of FP17s for the same patient ID Re-attending between 3 & 9 months - Adults	157	635	24.7%	50.6%	52.4%	51.0%
% of FP17s for Band 1 Urgent Courses	35	788	4.4%	10.0%	9.5%	9.0%
% of FP17s Relating to Free Repair or Replacements	0	788	0.0%	0.9%	0.7%	0.8%
% of FP17s Relating to Continuations	5	788	0.6%	1.0%	0.8%	0.9%
% of Patients satisfied with the dentistry they have received	0	0	N/A	93.6%	93.1%	93.2%
% of Patients satisfied with the time they had to wait for an appointment	0	0	N/A	85.2%	87.8%	88.3%

* This is based on patients treated on this contract for their most recent course of treatment. Figures in italics indicate the base number of FP17s or Patient Questionnaire responses are less than 100. N/A is shown where the base number of responses is less than 10 during the period. % is calculated as Quantity/Base number*100

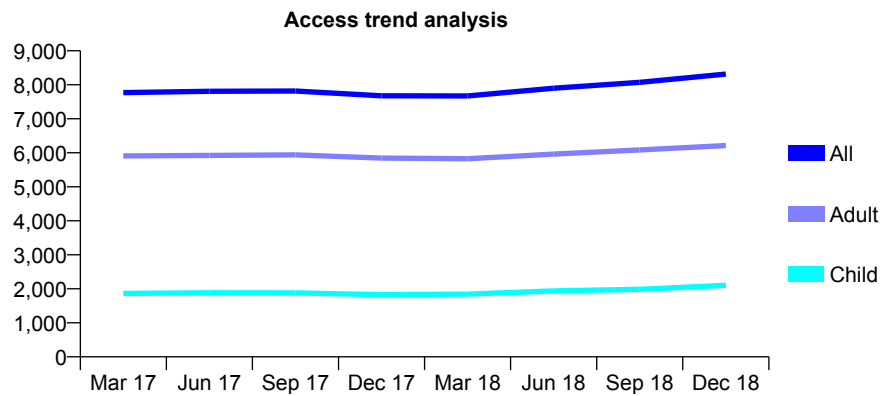
Q66 - Vital Signs At a Glance Contract Report for 810916/0001 - December 2018

Name or company name	Mr M Bains and Mrs J Bains
Contract type name	GDS Contract
Purpose of contract	General
Contract start date	01/04/2006
Contract end date	

18/19 Contracted general activity (UDA)	27,129
Carry forward general activity (UDA)	4,000
18/19 Contracted orthodontic activity (UOA)	0
Carry forward orthodontic activity (UOA)	0
Baseline contract value	£801,648.76

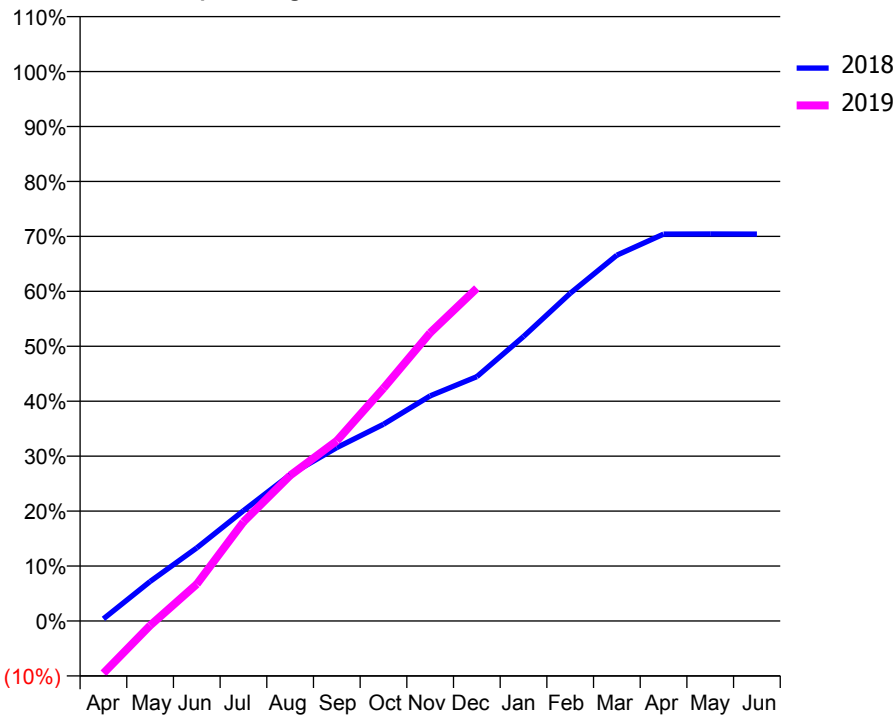
ACCESS*

Patients seen in 24 months	Total	Change since previous quarter
Quarter ending December 2017	7,675	
Quarter ending March 2018	7,671	→
Quarter ending June 2018	7,901	↑
Quarter ending September 2018	8,072	↑
Quarter ending December 2018	8,317	↑
Variance since December 2017	8.4%	↑



ACTIVITY

Cumulative percentage of contracted UDA delivered 2018 & 2019



Month	Adjusted Scheduled Activity (UDA)	
	2018	2019
April	123	-2,586
May	2,243	-225
June	4,146	1,823
July	6,250	4,895
August	8,292	7,186
September	9,826	8,898
October	11,146	11,490
November	12,758	14,232
December	13,844	16,429
January	16,118	
February	18,566	
March	20,721	
April	21,915	
May	21,924	
June	21,919	

QUALITY

	Quantity	Base Number	Contract	AT	Region	England
% of FP17s for the same patient ID Re-attending within 3 months - Children	259	2,749	9.4%	9.5%	11.3%	11.8%
% of FP17s for the same patient ID Re-attending within 3 months - Adults	926	7,662	12.1%	13.9%	15.3%	15.6%
% of FP17s for the same patient ID Re-attending between 3 & 9 months - Children	1,558	2,749	56.7%	59.6%	61.1%	58.8%
% of FP17s for the same patient ID Re-attending between 3 & 9 months - Adults	4,727	7,662	61.7%	50.6%	52.4%	51.0%
% of FP17s for Band 1 Urgent Courses	394	9,770	4.0%	10.0%	9.5%	9.0%
% of FP17s Relating to Free Repair or Replacements	84	9,770	0.9%	0.9%	0.7%	0.8%
% of FP17s Relating to Continuations	73	9,770	0.7%	1.0%	0.8%	0.9%
% of Patients satisfied with the dentistry they have received	3	5	N/A	93.6%	93.1%	93.2%
% of Patients satisfied with the time they had to wait for an appointment	4	5	N/A	85.2%	87.8%	88.3%

* This is based on patients treated on this contract for their most recent course of treatment. Figures in italics indicate the base number of FP17s or Patient Questionnaire responses are less than 100. N/A is shown where the base number of responses is less than 10 during the period. % is calculated as Quantity/Base number*100

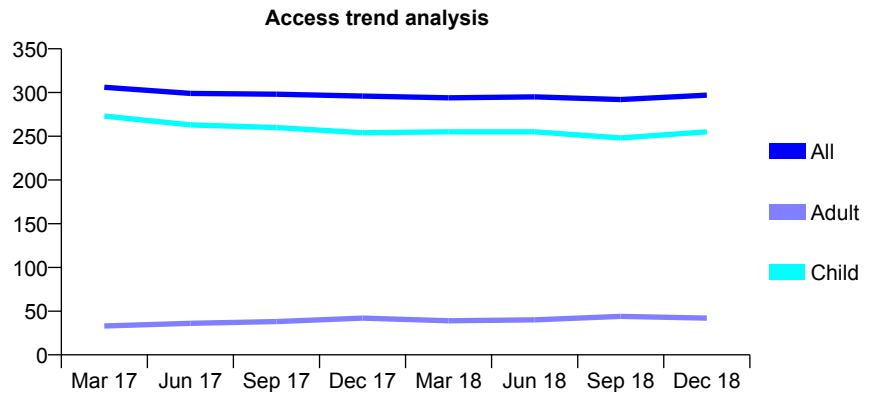
Q66 - Vital Signs At a Glance Contract Report for 814466/0001 - December 2018

Name or company name	MISS KA PEARTON
Contract type name	GDS Contract
Purpose of contract	General
Contract start date	01/04/2006
Contract end date	

18/19 Contracted general activity (UDA)	700
Carry forward general activity (UDA)	0
18/19 Contracted orthodontic activity (UOA)	0
Carry forward orthodontic activity (UOA)	0
Baseline contract value	£17,633.20

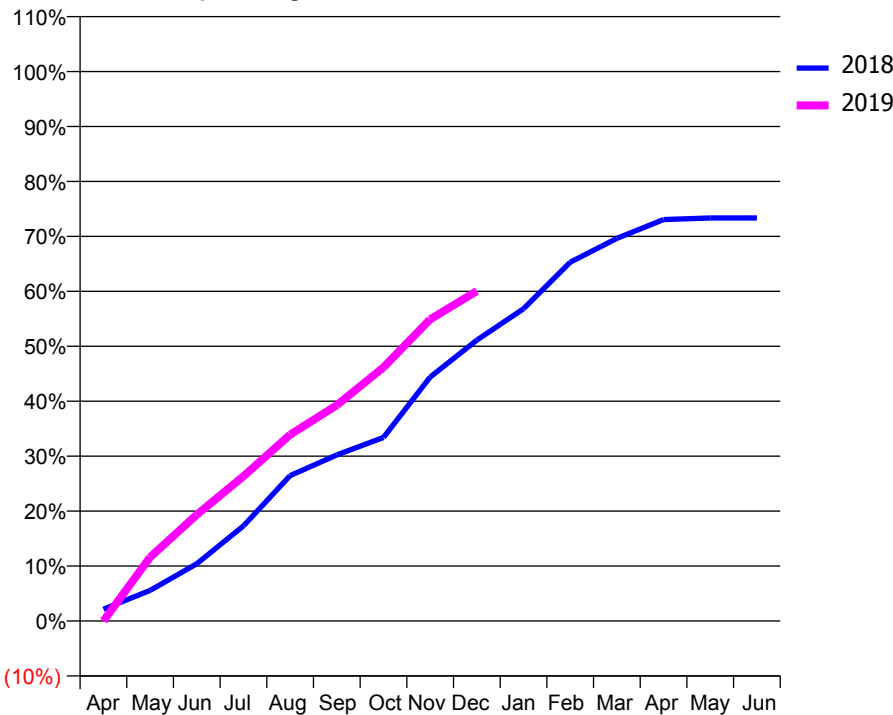
ACCESS*

Patients seen in 24 months	Total	Change since previous quarter
Quarter ending December 2017	296	
Quarter ending March 2018	294	→
Quarter ending June 2018	295	→
Quarter ending September 2018	292	↓
Quarter ending December 2018	297	→
Variance since December 2017	0.3%	→



ACTIVITY

Cumulative percentage of contracted UDA delivered 2018 & 2019



Month	Adjusted Scheduled Activity (UDA)	
	2018	2019
April	15	0
May	39	81
June	73	135
July	121	184
August	185	237
September	212	275
October	234	323
November	311	384
December	358	420
January	398	
February	457	
March	487	
April	511	
May	513	
June	513	

QUALITY

	Quantity	Base Number	Contract	AT	Region	England
% of FP17s for the same patient ID Re-attending within 3 months - Children	32	362	8.8%	9.5%	11.3%	11.8%
% of FP17s for the same patient ID Re-attending within 3 months - Adults	0	0	N/A	13.9%	15.3%	15.6%
% of FP17s for the same patient ID Re-attending between 3 & 9 months - Children	269	362	74.3%	59.6%	61.1%	58.8%
% of FP17s for the same patient ID Re-attending between 3 & 9 months - Adults	0	0	N/A	50.6%	52.4%	51.0%
% of FP17s for Band 1 Urgent Courses	7	344	2.0%	10.0%	9.5%	9.0%
% of FP17s Relating to Free Repair or Replacements	0	344	0.0%	0.9%	0.7%	0.8%
% of FP17s Relating to Continuations	0	344	0.0%	1.0%	0.8%	0.9%
% of Patients satisfied with the dentistry they have received	0	0	N/A	93.6%	93.1%	93.2%
% of Patients satisfied with the time they had to wait for an appointment	0	0	N/A	85.2%	87.8%	88.3%

* This is based on patients treated on this contract for their most recent course of treatment. Figures in italics indicate the base number of FP17s or Patient Questionnaire responses are less than 100. N/A is shown where the base number of responses is less than 10 during the period. % is calculated as Quantity/Base number*100

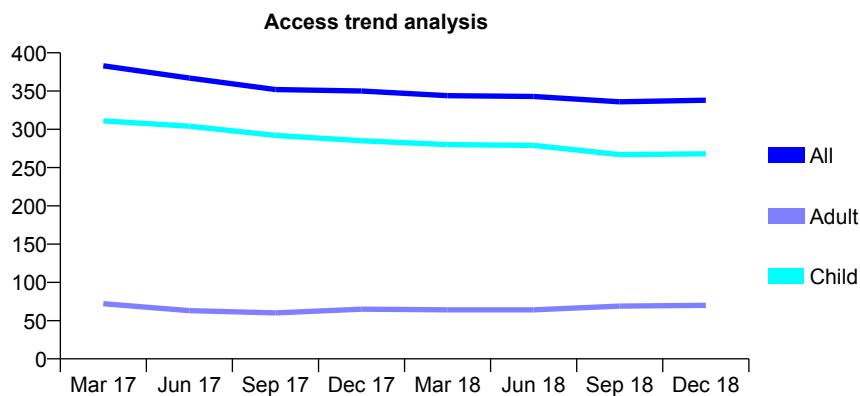
Q66 - Vital Signs At a Glance Contract Report for 817503/0001 - December 2018

Name or company name	MISS JE DOYLE
Contract type name	GDS Contract
Purpose of contract	General
Contract start date	01/04/2006
Contract end date	

18/19 Contracted general activity (UDA)	803
Carry forward general activity (UDA)	0
18/19 Contracted orthodontic activity (UOA)	0
Carry forward orthodontic activity (UOA)	0
Baseline contract value	£18,739.78

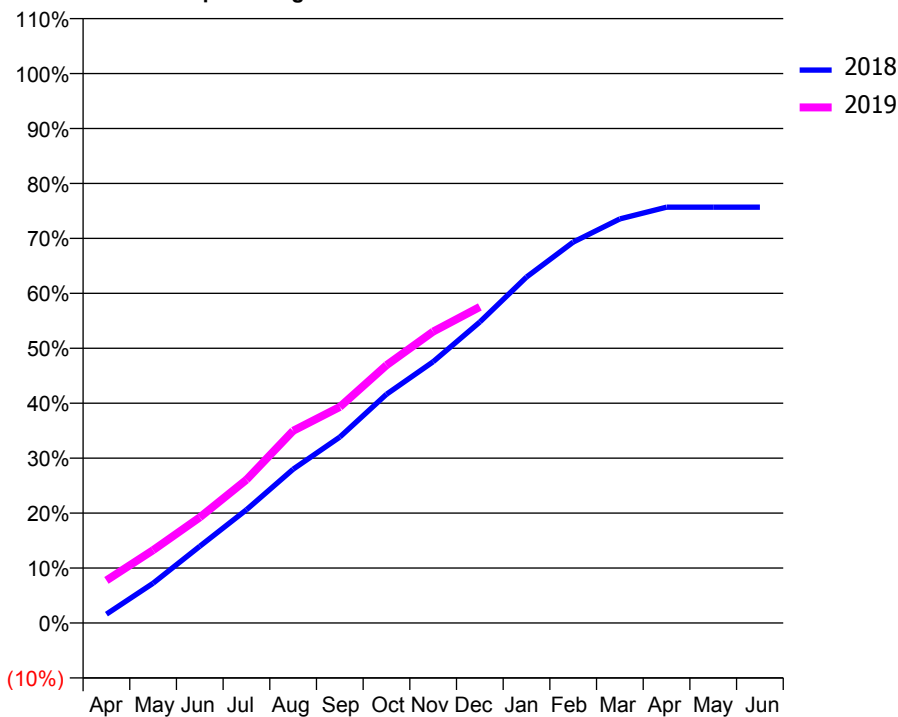
ACCESS*

Patients seen in 24 months	Total	Change since previous quarter
Quarter ending December 2017	350	
Quarter ending March 2018	344	↓
Quarter ending June 2018	343	→
Quarter ending September 2018	336	↓
Quarter ending December 2018	338	→
Variance since December 2017	(3.4%)	↓



ACTIVITY

Cumulative percentage of contracted UDA delivered 2018 & 2019



Month	Adjusted Scheduled Activity (UDA)	
	2018	2019
April	13	62
May	58	106
June	112	154
July	166	209
August	225	281
September	272	316
October	334	377
November	382	426
December	440	462
January	506	
February	557	
March	591	
April	608	
May	608	
June	608	

QUALITY

	Quantity	Base Number	Contract	AT	Region	England
% of FP17s for the same patient ID Re-attending within 3 months - Children	9	350	2.6%	9.5%	11.3%	11.8%
% of FP17s for the same patient ID Re-attending within 3 months - Adults	0	39	0.0%	13.9%	15.3%	15.6%
% of FP17s for the same patient ID Re-attending between 3 & 9 months - Children	263	350	75.1%	59.6%	61.1%	58.8%
% of FP17s for the same patient ID Re-attending between 3 & 9 months - Adults	28	39	71.8%	50.6%	52.4%	51.0%
% of FP17s for Band 1 Urgent Courses	5	378	1.3%	10.0%	9.5%	9.0%
% of FP17s Relating to Free Repair or Replacements	0	378	0.0%	0.9%	0.7%	0.8%
% of FP17s Relating to Continuations	0	378	0.0%	1.0%	0.8%	0.9%
% of Patients satisfied with the dentistry they have received	0	0	N/A	93.6%	93.1%	93.2%
% of Patients satisfied with the time they had to wait for an appointment	0	0	N/A	85.2%	87.8%	88.3%

* This is based on patients treated on this contract for their most recent course of treatment. Figures in italics indicate the base number of FP17s or Patient Questionnaire responses are less than 100. N/A is shown where the base number of responses is less than 10 during the period. % is calculated as Quantity/Base number*100

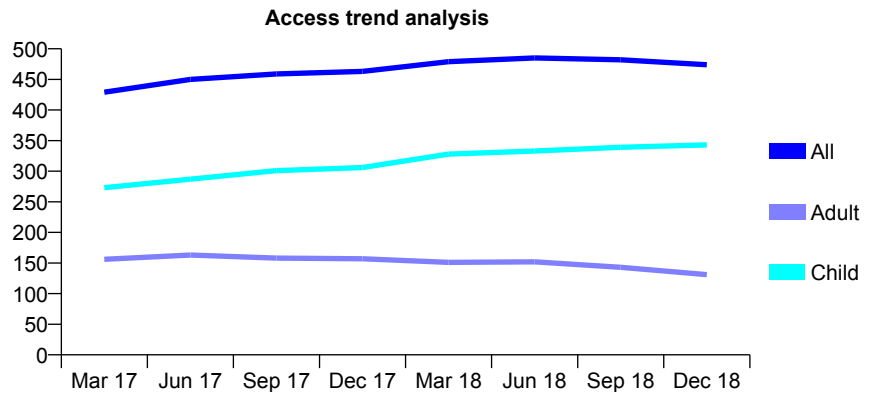
Q66 - Vital Signs At a Glance Contract Report for 817694/0001 - December 2018

Name or company name	The Manor House Dental
Contract type name	GDS Contract
Purpose of contract	General and Orthodontic
Contract start date	01/04/2006
Contract end date	

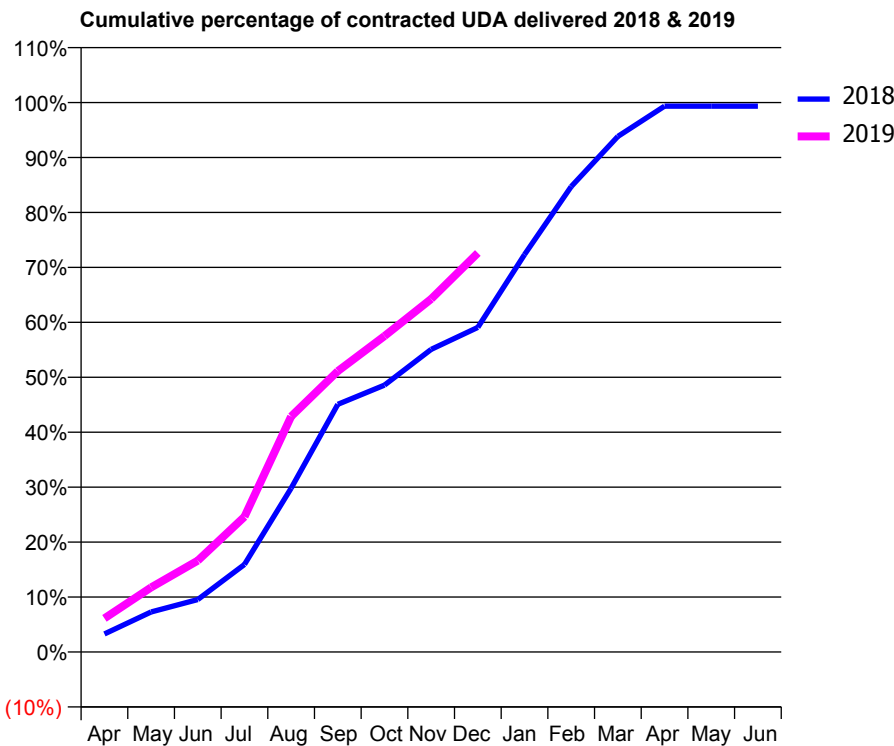
18/19 Contracted general activity (UDA)	800
Carry forward general activity (UDA)	5
18/19 Contracted orthodontic activity (UOA)	0
Carry forward orthodontic activity (UOA)	0
Baseline contract value	£124,926.76

ACCESS*

Patients seen in 24 months	Total	Change since previous quarter
Quarter ending December 2017	463	
Quarter ending March 2018	479	↑
Quarter ending June 2018	485	→
Quarter ending September 2018	482	→
Quarter ending December 2018	474	↓
Variance since December 2017	2.4%	↑



ACTIVITY



Month	Adjusted Scheduled Activity (UDA)	
	2018	2019
April	26	49
May	58	94
June	76	133
July	127	197
August	238	343
September	361	409
October	389	460
November	441	514
December	473	581
January	579	
February	678	
March	751	
April	795	
May	795	
June	795	

QUALITY

	Quantity	Base Number	Contract	AT	Region	England
% of FP17s for the same patient ID Re-attending within 3 months - Children	12	441	2.7%	9.5%	11.3%	11.8%
% of FP17s for the same patient ID Re-attending within 3 months - Adults	2	69	2.9%	13.9%	15.3%	15.6%
% of FP17s for the same patient ID Re-attending between 3 & 9 months - Children	334	441	75.7%	59.6%	61.1%	58.8%
% of FP17s for the same patient ID Re-attending between 3 & 9 months - Adults	36	69	52.2%	50.6%	52.4%	51.0%
% of FP17s for Band 1 Urgent Courses	0	469	0.0%	10.0%	9.5%	9.0%
% of FP17s Relating to Free Repair or Replacements	0	469	0.0%	0.9%	0.7%	0.8%
% of FP17s Relating to Continuations	0	469	0.0%	1.0%	0.8%	0.9%
% of Patients satisfied with the dentistry they have received	0	0	N/A	93.6%	93.1%	93.2%
% of Patients satisfied with the time they had to wait for an appointment	0	0	N/A	85.2%	87.8%	88.3%

* This is based on patients treated on this contract for their most recent course of treatment. Figures in italics indicate the base number of FP17s or Patient Questionnaire responses are less than 100. N/A is shown where the base number of responses is less than 10 during the period. % is calculated as Quantity/Base number*100

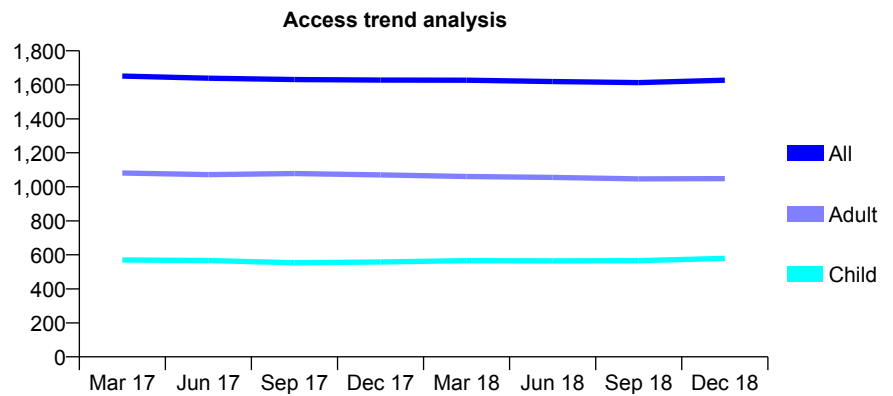
Q66 - Vital Signs At a Glance Contract Report for 824119/0001 - December 2018

Name or company name	MR NA HARRIS
Contract type name	GDS Contract
Purpose of contract	General
Contract start date	01/04/2006
Contract end date	

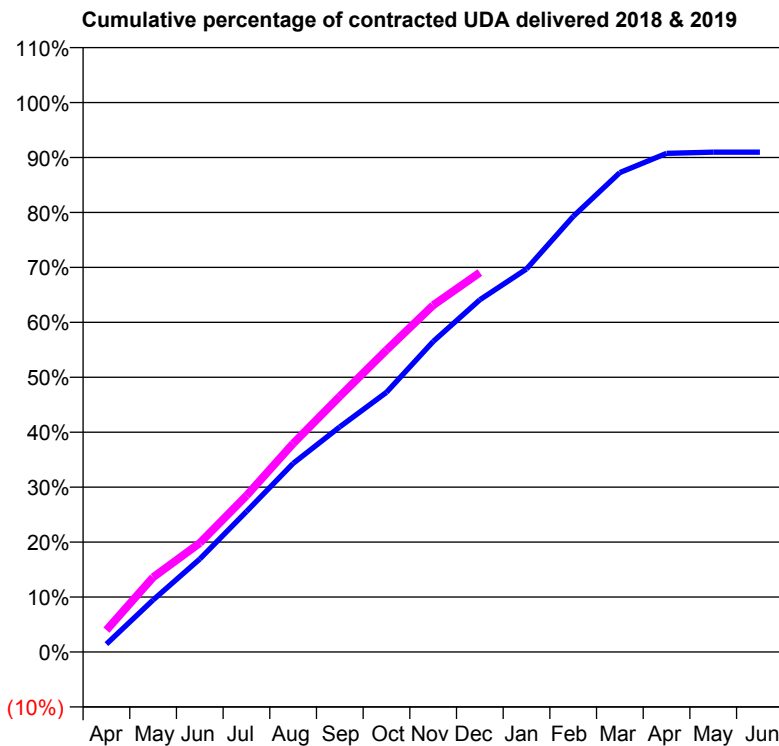
18/19 Contracted general activity (UDA)	4,500
Carry forward general activity (UDA)	0
18/19 Contracted orthodontic activity (UOA)	0
Carry forward orthodontic activity (UOA)	0
Baseline contract value	£101,500.65

ACCESS*

Patients seen in 24 months	Total	Change since previous quarter
Quarter ending December 2017	1,628	
Quarter ending March 2018	1,627	→
Quarter ending June 2018	1,619	→
Quarter ending September 2018	1,613	→
Quarter ending December 2018	1,627	→
Variance since December 2017	(0.1%)	→



ACTIVITY



Month	Adjusted Scheduled Activity (UDA)	
	2018	2019
April	65	179
May	427	612
June	762	893
July	1,150	1,280
August	1,544	1,707
September	1,844	2,094
October	2,127	2,473
November	2,543	2,840
December	2,884	3,108
January	3,137	
February	3,567	
March	3,926	
April	4,083	
May	4,093	
June	4,093	

QUALITY

	Quantity	Base Number	Contract	AT	Region	England
% of FP17s for the same patient ID Re-attending within 3 months - Children	47	710	6.6%	9.5%	11.3%	11.8%
% of FP17s for the same patient ID Re-attending within 3 months - Adults	150	1,298	11.6%	13.9%	15.3%	15.6%
% of FP17s for the same patient ID Re-attending between 3 & 9 months - Children	483	710	68.0%	59.6%	61.1%	58.8%
% of FP17s for the same patient ID Re-attending between 3 & 9 months - Adults	943	1,298	72.7%	50.6%	52.4%	51.0%
% of FP17s for Band 1 Urgent Courses	94	1,898	5.0%	10.0%	9.5%	9.0%
% of FP17s Relating to Free Repair or Replacements	16	1,898	0.8%	0.9%	0.7%	0.8%
% of FP17s Relating to Continuations	0	1,898	0.0%	1.0%	0.8%	0.9%
% of Patients satisfied with the dentistry they have received	0	0	N/A	93.6%	93.1%	93.2%
% of Patients satisfied with the time they had to wait for an appointment	0	0	N/A	85.2%	87.8%	88.3%

* This is based on patients treated on this contract for their most recent course of treatment. Figures in italics indicate the base number of FP17s or Patient Questionnaire responses are less than 100. N/A is shown where the base number of responses is less than 10 during the period. % is calculated as Quantity/Base number*100

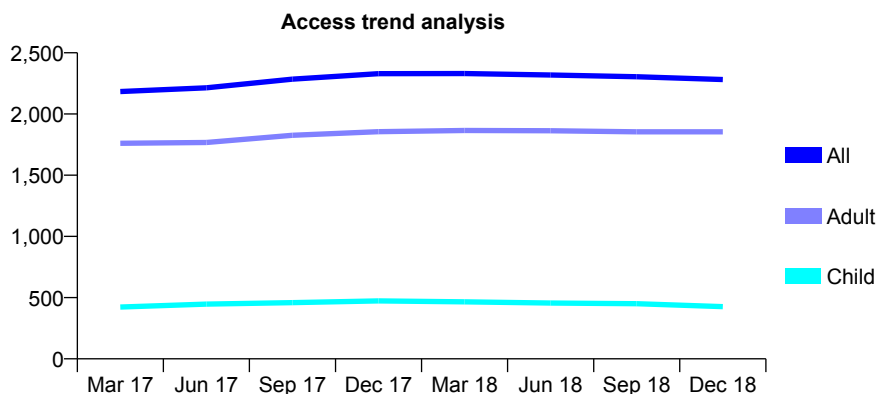
Q66 - Vital Signs At a Glance Contract Report for 830860/0001 - December 2018

Name or company name	Simon Channing and Sally Button
Contract type name	GDS Contract
Purpose of contract	General
Contract start date	01/08/2009
Contract end date	

18/19 Contracted general activity (UDA)	7,000
Carry forward general activity (UDA)	106
18/19 Contracted orthodontic activity (UOA)	0
Carry forward orthodontic activity (UOA)	0
Baseline contract value	£213,746.82

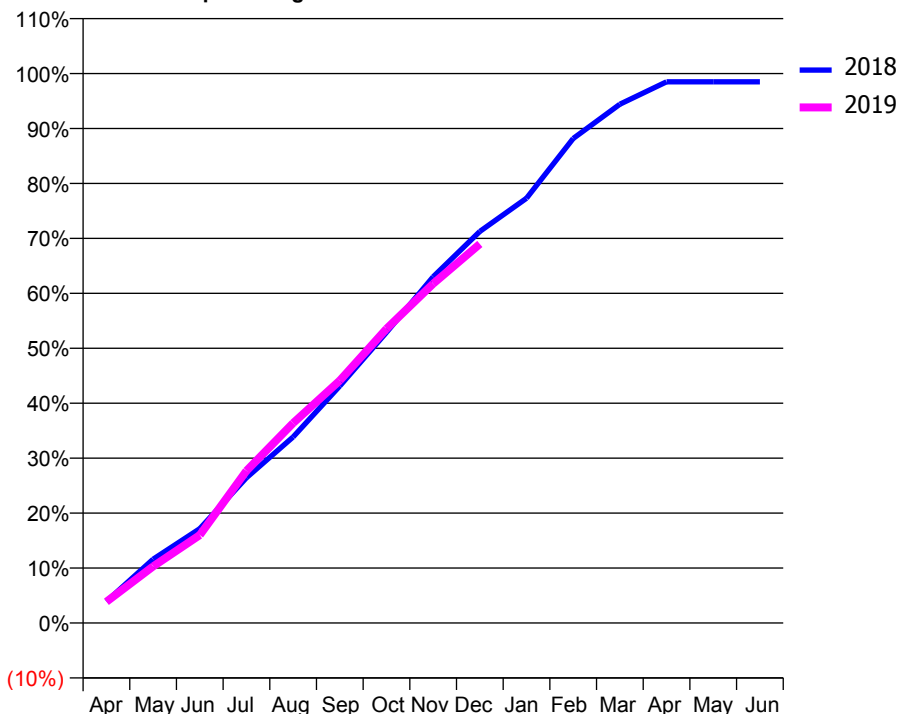
ACCESS*

Patients seen in 24 months	Total	Change since previous quarter
Quarter ending December 2017	2,329	
Quarter ending March 2018	2,331	→
Quarter ending June 2018	2,319	→
Quarter ending September 2018	2,305	→
Quarter ending December 2018	2,282	→
Variance since December 2017	(2.0%)	↓



ACTIVITY

Cumulative percentage of contracted UDA delivered 2018 & 2019



Month	Adjusted Scheduled Activity (UDA)	
	2018	2019
April	276	271
May	812	722
June	1,203	1,120
July	1,850	1,939
August	2,370	2,547
September	3,020	3,090
October	3,702	3,748
November	4,411	4,323
December	4,988	4,828
January	5,411	
February	6,171	
March	6,608	
April	6,894	
May	6,894	
June	6,894	

QUALITY

	Quantity	Base Number	Contract	AT	Region	England
% of FP17s for the same patient ID Re-attending within 3 months - Children	31	465	6.7%	9.5%	11.3%	11.8%
% of FP17s for the same patient ID Re-attending within 3 months - Adults	315	2,058	15.3%	13.9%	15.3%	15.6%
% of FP17s for the same patient ID Re-attending between 3 & 9 months - Children	298	465	64.1%	59.6%	61.1%	58.8%
% of FP17s for the same patient ID Re-attending between 3 & 9 months - Adults	1,129	2,058	54.9%	50.6%	52.4%	51.0%
% of FP17s for Band 1 Urgent Courses	328	2,426	13.5%	10.0%	9.5%	9.0%
% of FP17s Relating to Free Repair or Replacements	22	2,426	0.9%	0.9%	0.7%	0.8%
% of FP17s Relating to Continuations	34	2,426	1.4%	1.0%	0.8%	0.9%
% of Patients satisfied with the dentistry they have received	1	1	N/A	93.6%	93.1%	93.2%
% of Patients satisfied with the time they had to wait for an appointment	1	1	N/A	85.2%	87.8%	88.3%

* This is based on patients treated on this contract for their most recent course of treatment. Figures in italics indicate the base number of FP17s or Patient Questionnaire responses are less than 100. N/A is shown where the base number of responses is less than 10 during the period. % is calculated as Quantity/Base number*100

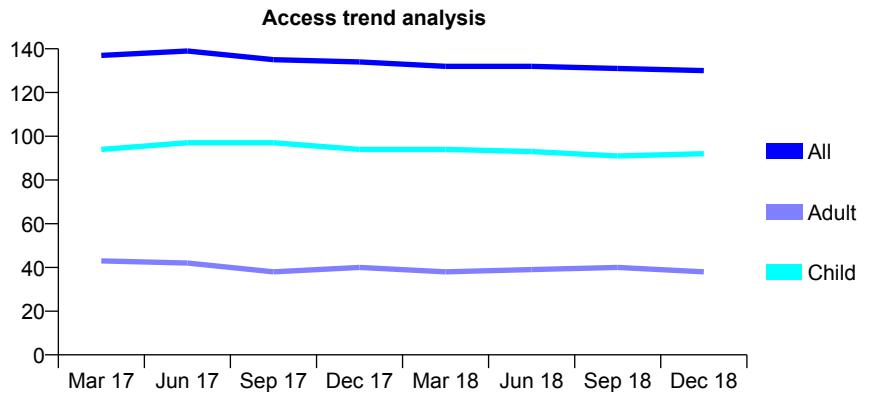
Q66 - Vital Signs At a Glance Contract Report for 831689/0001 - December 2018

Name or company name	MR JN TERRY
Contract type name	GDS Contract
Purpose of contract	General
Contract start date	01/04/2006
Contract end date	

18/19 Contracted general activity (UDA)	300
Carry forward general activity (UDA)	0
18/19 Contracted orthodontic activity (UOA)	0
Carry forward orthodontic activity (UOA)	0
Baseline contract value	£7,207.80

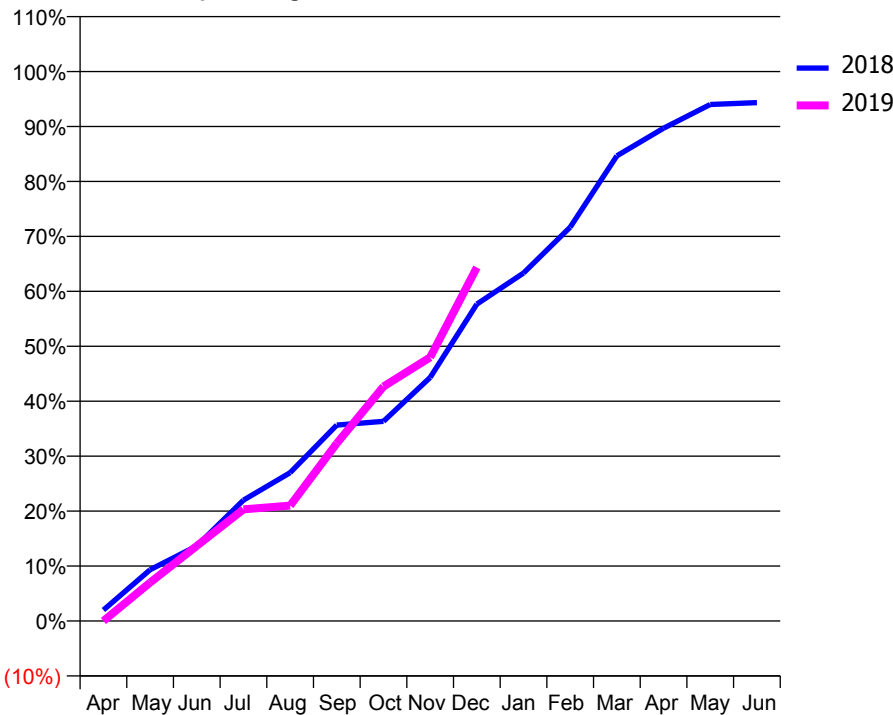
ACCESS*

Patients seen in 24 months	Total	Change since previous quarter
Quarter ending December 2017	134	
Quarter ending March 2018	132	↓
Quarter ending June 2018	132	→
Quarter ending September 2018	131	→
Quarter ending December 2018	130	→
Variance since December 2017	(3.0%)	↓



ACTIVITY

Cumulative percentage of contracted UDA delivered 2018 & 2019



Month	Adjusted Scheduled Activity (UDA)	
	2018	2019
April	6	0
May	28	21
June	41	41
July	66	61
August	81	63
September	107	97
October	109	128
November	133	144
December	173	193
January	190	
February	215	
March	254	
April	269	
May	282	
June	283	

QUALITY

	Quantity	Base Number	Contract	AT	Region	England
% of FP17s for the same patient ID Re-attending within 3 months - Children	31	125	24.8%	9.5%	11.3%	11.8%
% of FP17s for the same patient ID Re-attending within 3 months - Adults	17	41	41.5%	13.9%	15.3%	15.6%
% of FP17s for the same patient ID Re-attending between 3 & 9 months - Children	63	125	50.4%	59.6%	61.1%	58.8%
% of FP17s for the same patient ID Re-attending between 3 & 9 months - Adults	20	41	48.8%	50.6%	52.4%	51.0%
% of FP17s for Band 1 Urgent Courses	0	143	0.0%	10.0%	9.5%	9.0%
% of FP17s Relating to Free Repair or Replacements	0	143	0.0%	0.9%	0.7%	0.8%
% of FP17s Relating to Continuations	0	143	0.0%	1.0%	0.8%	0.9%
% of Patients satisfied with the dentistry they have received	0	0	N/A	93.6%	93.1%	93.2%
% of Patients satisfied with the time they had to wait for an appointment	0	0	N/A	85.2%	87.8%	88.3%

* This is based on patients treated on this contract for their most recent course of treatment. Figures in italics indicate the base number of FP17s or Patient Questionnaire responses are less than 100. N/A is shown where the base number of responses is less than 10 during the period. % is calculated as Quantity/Base number*100

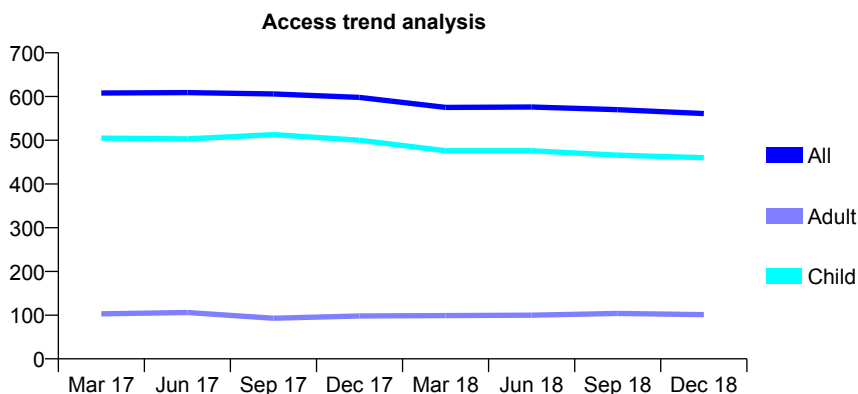
Q66 - Vital Signs At a Glance Contract Report for 833207/0001 - December 2018

Name or company name	MR MR ADAMS
Contract type name	GDS Contract
Purpose of contract	General
Contract start date	01/04/2006
Contract end date	

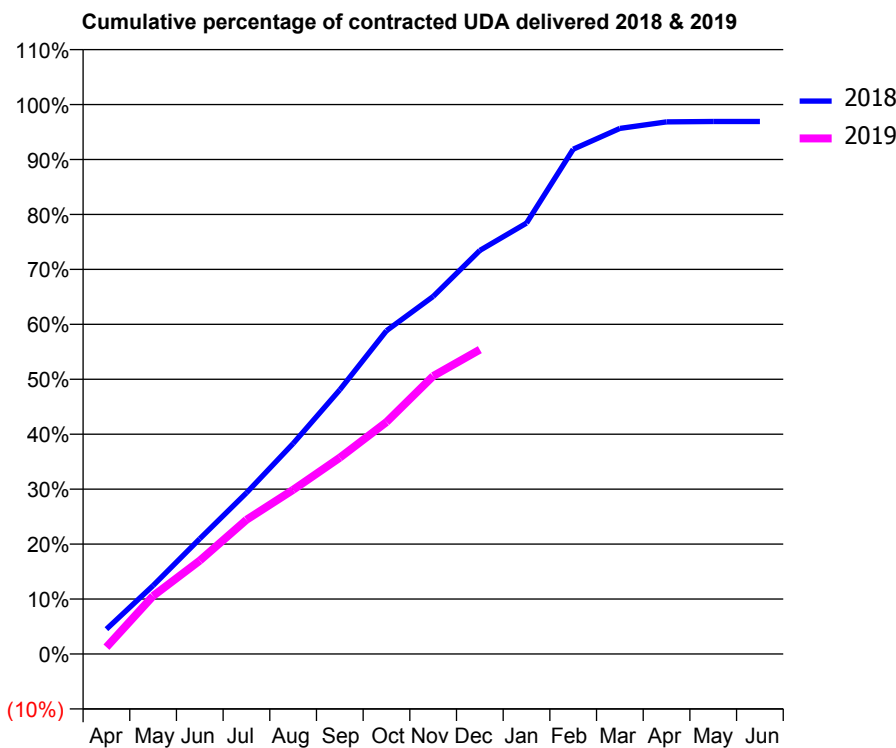
18/19 Contracted general activity (UDA)	1,110
Carry forward general activity (UDA)	34
18/19 Contracted orthodontic activity (UOA)	0
Carry forward orthodontic activity (UOA)	0
Baseline contract value	£28,280.13

ACCESS*

Patients seen in 24 months	Total	Change since previous quarter
Quarter ending December 2017	598	
Quarter ending March 2018	575	↓
Quarter ending June 2018	576	→
Quarter ending September 2018	570	↓
Quarter ending December 2018	561	↓
Variance since December 2017	(6.2%)	↓



ACTIVITY



Adjusted Scheduled Activity (UDA)		
Month	2018	2019
April	50	14
May	138	117
June	233	189
July	326	271
August	425	332
September	534	397
October	653	469
November	722	562
December	815	615
January	870	
February	1,020	
March	1,062	
April	1,075	
May	1,076	
June	1,076	

QUALITY

	Quantity	Base Number	Contract	AT	Region	England
% of FP17s for the same patient ID Re-attending within 3 months - Children	26	449	5.8%	9.5%	11.3%	11.8%
% of FP17s for the same patient ID Re-attending within 3 months - Adults	2	29	6.9%	13.9%	15.3%	15.6%
% of FP17s for the same patient ID Re-attending between 3 & 9 months - Children	274	449	61.0%	59.6%	61.1%	58.8%
% of FP17s for the same patient ID Re-attending between 3 & 9 months - Adults	12	29	41.4%	50.6%	52.4%	51.0%
% of FP17s for Band 1 Urgent Courses	19	472	4.0%	10.0%	9.5%	9.0%
% of FP17s Relating to Free Repair or Replacements	0	472	0.0%	0.9%	0.7%	0.8%
% of FP17s Relating to Continuations	6	472	1.3%	1.0%	0.8%	0.9%
% of Patients satisfied with the dentistry they have received	0	0	N/A	93.6%	93.1%	93.2%
% of Patients satisfied with the time they had to wait for an appointment	0	0	N/A	85.2%	87.8%	88.3%

* This is based on patients treated on this contract for their most recent course of treatment. Figures in italics indicate the base number of FP17s or Patient Questionnaire responses are less than 100. N/A is shown where the base number of responses is less than 10 during the period. % is calculated as Quantity/Base number*100

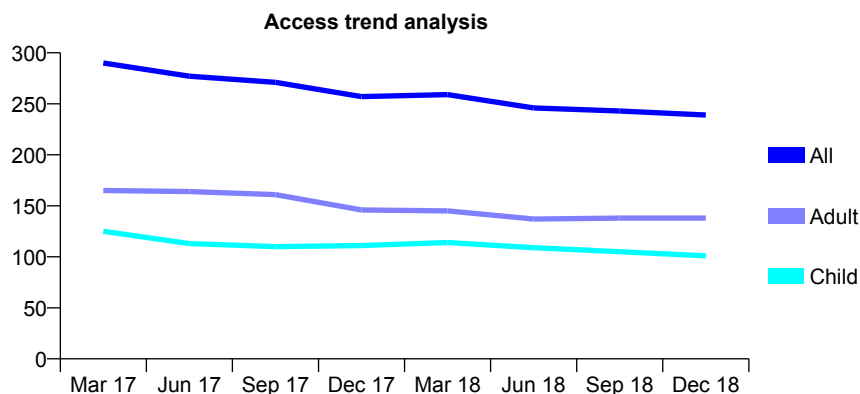
Q66 - Vital Signs At a Glance Contract Report for 843350/0001 - December 2018

Name or company name	MR R ORDI
Contract type name	GDS Contract
Purpose of contract	General
Contract start date	01/04/2006
Contract end date	

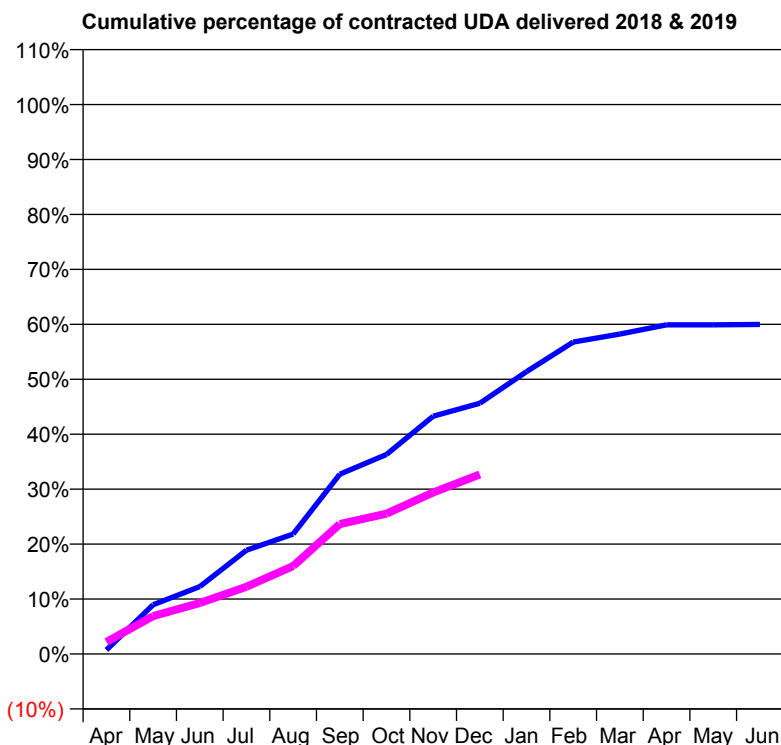
18/19 Contracted general activity (UDA)	1,500
Carry forward general activity (UDA)	0
18/19 Contracted orthodontic activity (UOA)	0
Carry forward orthodontic activity (UOA)	0
Baseline contract value	£36,897.93

ACCESS*

Patients seen in 24 months	Total	Change since previous quarter
Quarter ending December 2017	257	
Quarter ending March 2018	259	→
Quarter ending June 2018	246	↓
Quarter ending September 2018	243	↓
Quarter ending December 2018	239	↓
Variance since December 2017	(7.0%)	↓



ACTIVITY



Month	Adjusted Scheduled Activity (UDA)	
	2018	2019
April	11	33
May	135	103
June	184	139
July	283	184
August	327	240
September	491	355
October	545	383
November	649	441
December	685	490
January	771	
February	852	
March	874	
April	899	
May	899	
June	900	

QUALITY

	Quantity	Base Number	Contract	AT	Region	England
% of FP17s for the same patient ID Re-attending within 3 months - Children	7	96	7.3%	9.5%	11.3%	11.8%
% of FP17s for the same patient ID Re-attending within 3 months - Adults	12	124	9.7%	13.9%	15.3%	15.6%
% of FP17s for the same patient ID Re-attending between 3 & 9 months - Children	62	96	64.6%	59.6%	61.1%	58.8%
% of FP17s for the same patient ID Re-attending between 3 & 9 months - Adults	72	124	58.1%	50.6%	52.4%	51.0%
% of FP17s for Band 1 Urgent Courses	21	206	10.2%	10.0%	9.5%	9.0%
% of FP17s Relating to Free Repair or Replacements	0	206	0.0%	0.9%	0.7%	0.8%
% of FP17s Relating to Continuations	3	206	1.5%	1.0%	0.8%	0.9%
% of Patients satisfied with the dentistry they have received	1	1	N/A	93.6%	93.1%	93.2%
% of Patients satisfied with the time they had to wait for an appointment	1	1	N/A	85.2%	87.8%	88.3%

* This is based on patients treated on this contract for their most recent course of treatment. Figures in italics indicate the base number of FP17s or Patient Questionnaire responses are less than 100. N/A is shown where the base number of responses is less than 10 during the period. % is calculated as Quantity/Base number*100

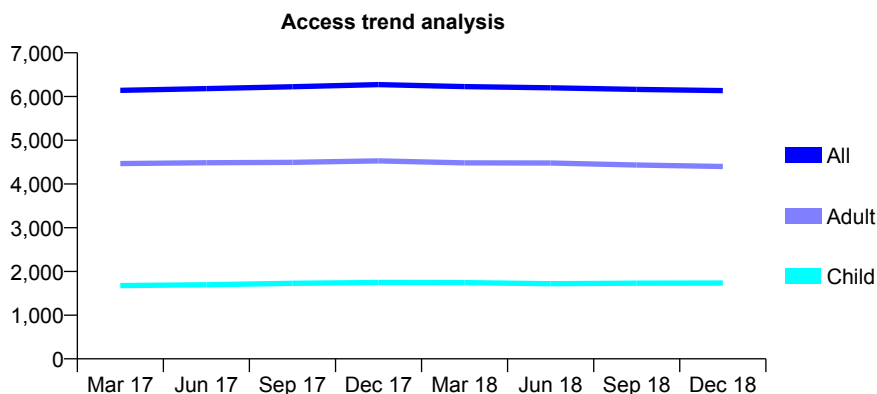
Q66 - Vital Signs At a Glance Contract Report for 852813/0001 - December 2018

Name or company name	MR R KRIEL
Contract type name	GDS Contract
Purpose of contract	General
Contract start date	01/07/2006
Contract end date	

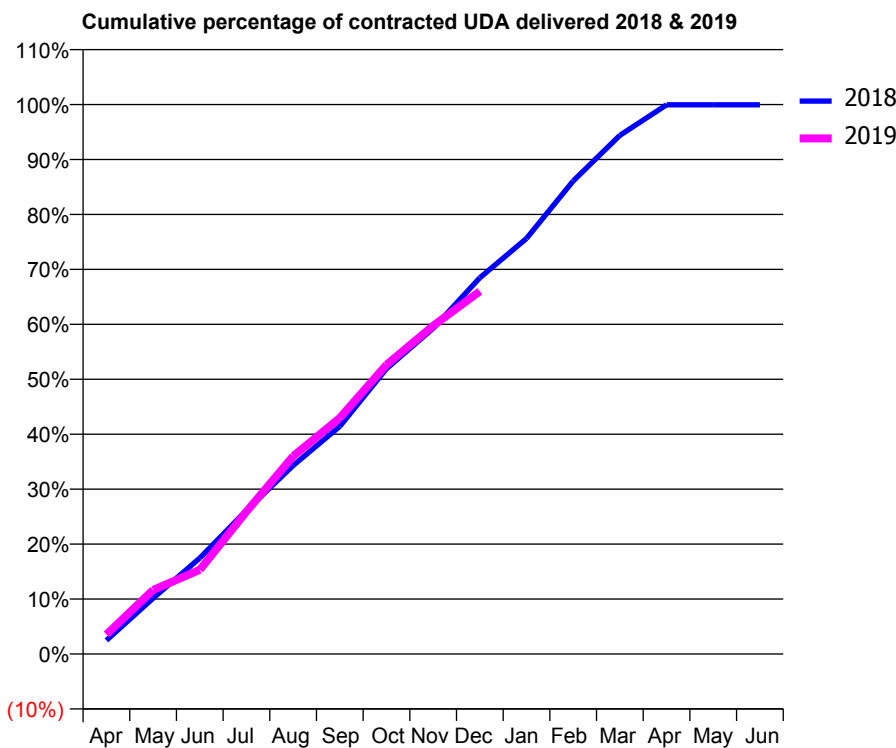
18/19 Contracted general activity (UDA)	17,818
Carry forward general activity (UDA)	9
18/19 Contracted orthodontic activity (UOA)	0
Carry forward orthodontic activity (UOA)	0
Baseline contract value	£475,932.84

ACCESS*

Patients seen in 24 months	Total	Change since previous quarter
Quarter ending December 2017	6,272	
Quarter ending March 2018	6,226	→
Quarter ending June 2018	6,198	→
Quarter ending September 2018	6,163	→
Quarter ending December 2018	6,134	→
Variance since December 2017	(2.2%)	↓



ACTIVITY



Month	Adjusted Scheduled Activity (UDA)	
	2018	2019
April	443	633
May	1,809	2,079
June	3,110	2,732
July	4,660	4,619
August	6,111	6,415
September	7,382	7,654
October	9,250	9,379
November	10,561	10,643
December	12,200	11,762
January	13,475	
February	15,338	
March	16,816	
April	17,808	
May	17,809	
June	17,809	

QUALITY

	Quantity	Base Number	Contract	AT	Region	England
% of FP17s for the same patient ID Re-attending within 3 months - Children	169	2,206	7.7%	9.5%	11.3%	11.8%
% of FP17s for the same patient ID Re-attending within 3 months - Adults	449	4,625	9.7%	13.9%	15.3%	15.6%
% of FP17s for the same patient ID Re-attending between 3 & 9 months - Children	1,556	2,206	70.5%	59.6%	61.1%	58.8%
% of FP17s for the same patient ID Re-attending between 3 & 9 months - Adults	2,781	4,625	60.1%	50.6%	52.4%	51.0%
% of FP17s for Band 1 Urgent Courses	218	6,434	3.4%	10.0%	9.5%	9.0%
% of FP17s Relating to Free Repair or Replacements	34	6,434	0.5%	0.9%	0.7%	0.8%
% of FP17s Relating to Continuations	21	6,434	0.3%	1.0%	0.8%	0.9%
% of Patients satisfied with the dentistry they have received	9	9	N/A	93.6%	93.1%	93.2%
% of Patients satisfied with the time they had to wait for an appointment	9	9	N/A	85.2%	87.8%	88.3%

* This is based on patients treated on this contract for their most recent course of treatment. Figures in italics indicate the base number of FP17s or Patient Questionnaire responses are less than 100. N/A is shown where the base number of responses is less than 10 during the period. % is calculated as Quantity/Base number*100

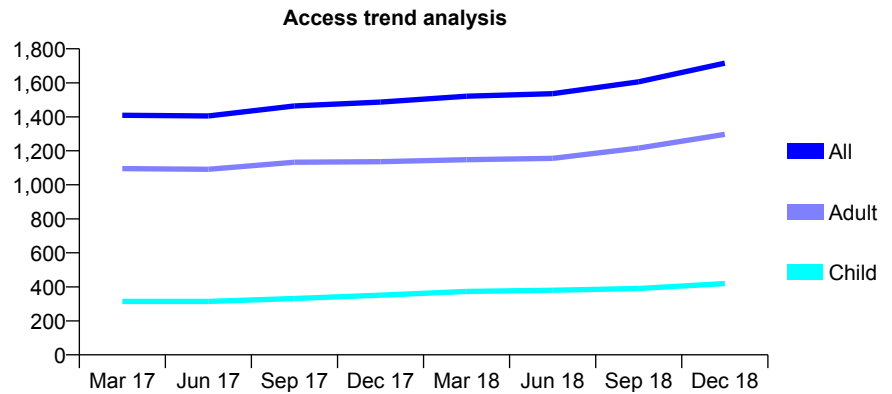
Q66 - Vital Signs At a Glance Contract Report for 861227/0001 - December 2018

Name or company name	MR GG ERICS
Contract type name	GDS Contract
Purpose of contract	General
Contract start date	15/12/2013
Contract end date	

18/19 Contracted general activity (UDA)	9,600
Carry forward general activity (UDA)	-95
18/19 Contracted orthodontic activity (UOA)	0
Carry forward orthodontic activity (UOA)	0
Baseline contract value	£252,185.50

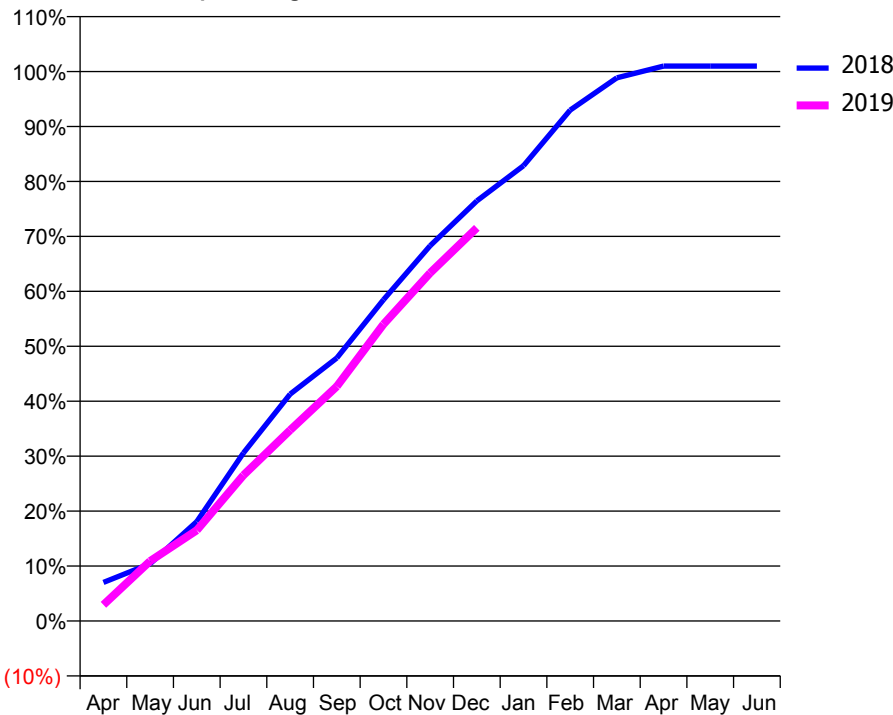
ACCESS*

Patients seen in 24 months	Total	Change since previous quarter
Quarter ending December 2017	1,487	
Quarter ending March 2018	1,521	↑
Quarter ending June 2018	1,536	→
Quarter ending September 2018	1,606	↑
Quarter ending December 2018	1,716	↑
Variance since December 2017	15.4%	↑



ACTIVITY

Cumulative percentage of contracted UDA delivered 2018 & 2019



Month	Adjusted Scheduled Activity (UDA)	
	2018	2019
April	675	283
May	1,000	1,048
June	1,736	1,585
July	2,937	2,547
August	3,963	3,335
September	4,595	4,099
October	5,612	5,184
November	6,557	6,081
December	7,340	6,869
January	7,955	
February	8,927	
March	9,491	
April	9,695	
May	9,695	
June	9,695	

QUALITY

	Quantity	Base Number	Contract	AT	Region	England
% of FP17s for the same patient ID Re-attending within 3 months - Children	24	358	6.7%	9.5%	11.3%	11.8%
% of FP17s for the same patient ID Re-attending within 3 months - Adults	180	1,231	14.6%	13.9%	15.3%	15.6%
% of FP17s for the same patient ID Re-attending between 3 & 9 months - Children	139	358	38.8%	59.6%	61.1%	58.8%
% of FP17s for the same patient ID Re-attending between 3 & 9 months - Adults	508	1,231	41.3%	50.6%	52.4%	51.0%
% of FP17s for Band 1 Urgent Courses	31	1,534	2.0%	10.0%	9.5%	9.0%
% of FP17s Relating to Free Repair or Replacements	22	1,534	1.4%	0.9%	0.7%	0.8%
% of FP17s Relating to Continuations	27	1,534	1.8%	1.0%	0.8%	0.9%
% of Patients satisfied with the dentistry they have received	2	2	N/A	93.6%	93.1%	93.2%
% of Patients satisfied with the time they had to wait for an appointment	2	2	N/A	85.2%	87.8%	88.3%

* This is based on patients treated on this contract for their most recent course of treatment. Figures in italics indicate the base number of FP17s or Patient Questionnaire responses are less than 100. N/A is shown where the base number of responses is less than 10 during the period. % is calculated as Quantity/Base number*100

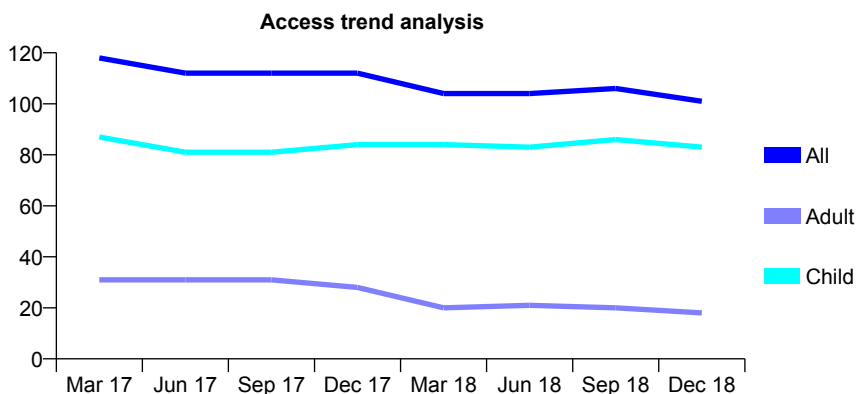
Q66 - Vital Signs At a Glance Contract Report for 906328/0001 - December 2018

Name or company name	MR DA JONES
Contract type name	GDS Contract
Purpose of contract	General
Contract start date	01/04/2006
Contract end date	

18/19 Contracted general activity (UDA)	150
Carry forward general activity (UDA)	0
18/19 Contracted orthodontic activity (UOA)	0
Carry forward orthodontic activity (UOA)	0
Baseline contract value	£3,784.52

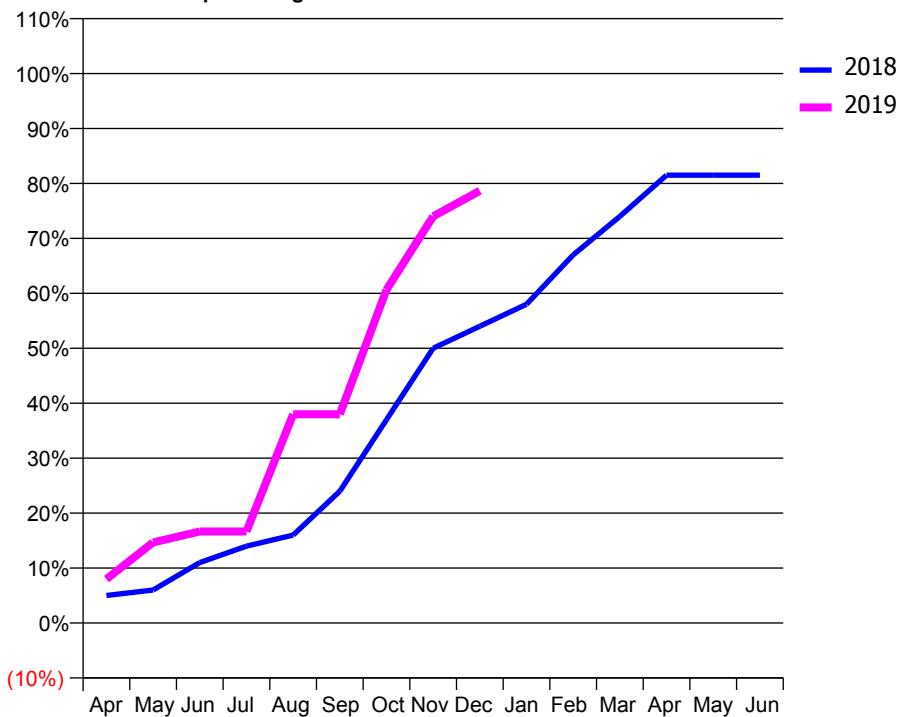
ACCESS*

Patients seen in 24 months	Total	Change since previous quarter
Quarter ending December 2017	112	
Quarter ending March 2018	104	↓
Quarter ending June 2018	104	→
Quarter ending September 2018	106	→
Quarter ending December 2018	101	↓
Variance since December 2017	(9.8%)	↓



ACTIVITY

Cumulative percentage of contracted UDA delivered 2018 & 2019



Month	Adjusted Scheduled Activity (UDA)	
	2018	2019
April	10	12
May	12	22
June	22	25
July	28	25
August	32	57
September	48	57
October	74	91
November	100	111
December	108	118
January	116	
February	134	
March	148	
April	163	
May	163	
June	163	

QUALITY

	Quantity	Base Number	Contract	AT	Region	England
% of FP17s for the same patient ID Re-attending within 3 months - Children	8	97	8.2%	9.5%	11.3%	11.8%
% of FP17s for the same patient ID Re-attending within 3 months - Adults	0	6	0.0%	13.9%	15.3%	15.6%
% of FP17s for the same patient ID Re-attending between 3 & 9 months - Children	50	97	51.5%	59.6%	61.1%	58.8%
% of FP17s for the same patient ID Re-attending between 3 & 9 months - Adults	1	6	16.7%	50.6%	52.4%	51.0%
% of FP17s for Band 1 Urgent Courses	0	92	0.0%	10.0%	9.5%	9.0%
% of FP17s Relating to Free Repair or Replacements	0	92	0.0%	0.9%	0.7%	0.8%
% of FP17s Relating to Continuations	6	92	6.5%	1.0%	0.8%	0.9%
% of Patients satisfied with the dentistry they have received	0	0	N/A	93.6%	93.1%	93.2%
% of Patients satisfied with the time they had to wait for an appointment	0	0	N/A	85.2%	87.8%	88.3%

* This is based on patients treated on this contract for their most recent course of treatment. Figures in italics indicate the base number of FP17s or Patient Questionnaire responses are less than 100. N/A is shown where the base number of responses is less than 10 during the period. % is calculated as Quantity/Base number*100

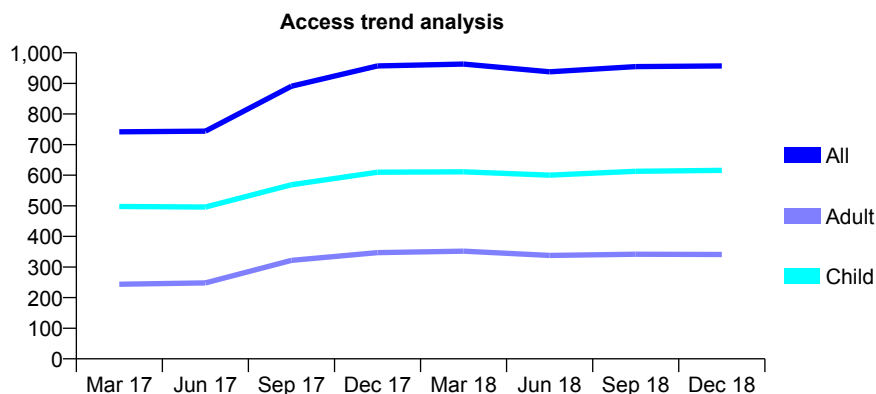
Q66 - Vital Signs At a Glance Contract Report for 907278/0001 - December 2018

Name or company name	Whitehall Dental Practice
Contract type name	GDS Contract
Purpose of contract	General
Contract start date	01/04/2006
Contract end date	

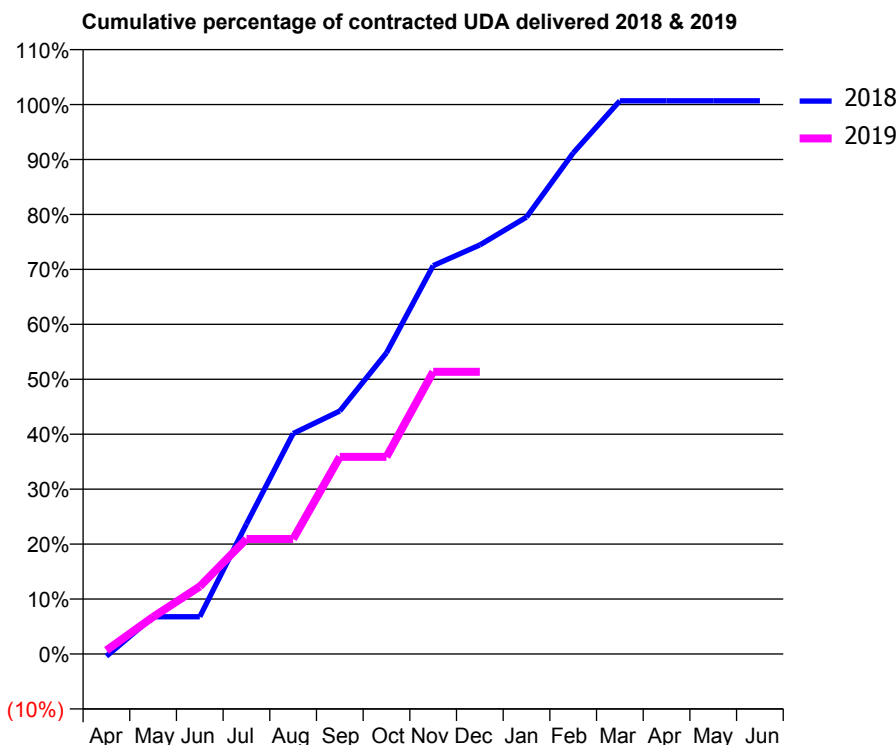
18/19 Contracted general activity (UDA)	3,100
Carry forward general activity (UDA)	-21
18/19 Contracted orthodontic activity (UOA)	0
Carry forward orthodontic activity (UOA)	0
Baseline contract value	£82,110.64

ACCESS*

Patients seen in 24 months	Total	Change since previous quarter
Quarter ending December 2017	957	
Quarter ending March 2018	963	→
Quarter ending June 2018	938	↓
Quarter ending September 2018	955	→
Quarter ending December 2018	957	→
Variance since December 2017	0.0%	→



ACTIVITY



Month	Adjusted Scheduled Activity (UDA)	
	2018	2019
April	-13	21
May	211	209
June	211	381
July	734	649
August	1,244	649
September	1,371	1,113
October	1,699	1,113
November	2,191	1,592
December	2,308	1,592
January	2,465	
February	2,827	
March	3,121	
April	3,121	
May	3,121	
June	3,121	

QUALITY

	Quantity	Base Number	Contract	AT	Region	England
% of FP17s for the same patient ID Re-attending within 3 months - Children	44	655	6.7%	9.5%	11.3%	11.8%
% of FP17s for the same patient ID Re-attending within 3 months - Adults	66	256	25.8%	13.9%	15.3%	15.6%
% of FP17s for the same patient ID Re-attending between 3 & 9 months - Children	456	655	69.6%	59.6%	61.1%	58.8%
% of FP17s for the same patient ID Re-attending between 3 & 9 months - Adults	135	256	52.7%	50.6%	52.4%	51.0%
% of FP17s for Band 1 Urgent Courses	41	911	4.5%	10.0%	9.5%	9.0%
% of FP17s Relating to Free Repair or Replacements	0	911	0.0%	0.9%	0.7%	0.8%
% of FP17s Relating to Continuations	22	911	2.4%	1.0%	0.8%	0.9%
% of Patients satisfied with the dentistry they have received	1	1	N/A	93.6%	93.1%	93.2%
% of Patients satisfied with the time they had to wait for an appointment	1	1	N/A	85.2%	87.8%	88.3%

* This is based on patients treated on this contract for their most recent course of treatment. Figures in italics indicate the base number of FP17s or Patient Questionnaire responses are less than 100. N/A is shown where the base number of responses is less than 10 during the period. % is calculated as Quantity/Base number*100

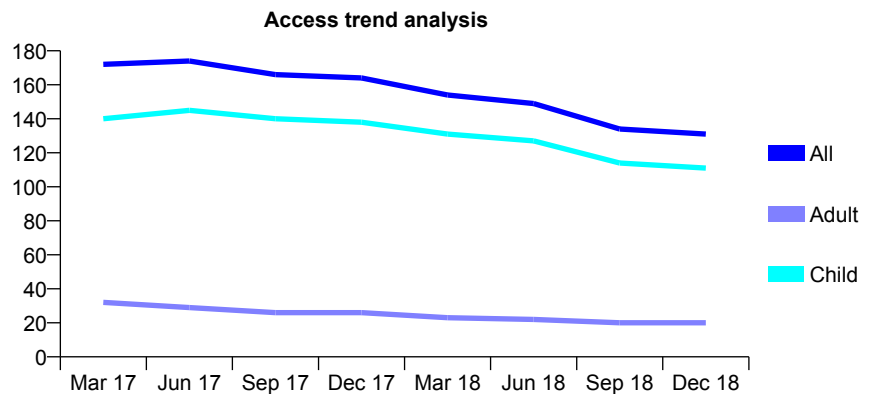
Q66 - Vital Signs At a Glance Contract Report for 912336/0001 - December 2018

Name or company name	MRS ML ROBERTS
Contract type name	GDS Contract
Purpose of contract	General
Contract start date	01/04/2006
Contract end date	

18/19 Contracted general activity (UDA)	260
Carry forward general activity (UDA)	9
18/19 Contracted orthodontic activity (UOA)	0
Carry forward orthodontic activity (UOA)	0
Baseline contract value	£6,553.48

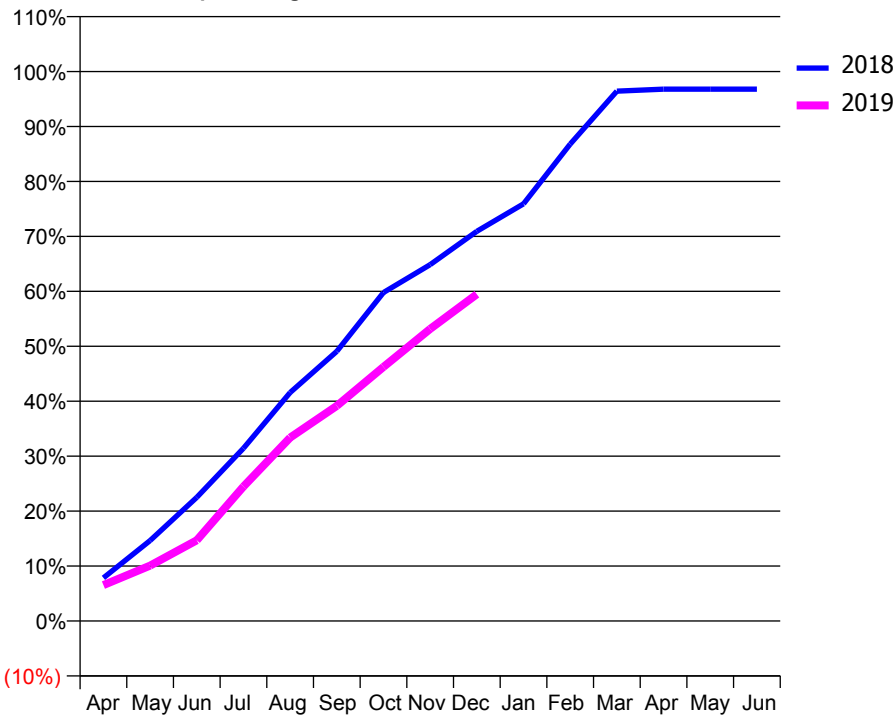
ACCESS*

Patients seen in 24 months	Total	Change since previous quarter
Quarter ending December 2017	164	
Quarter ending March 2018	154	↓
Quarter ending June 2018	149	↓
Quarter ending September 2018	134	↓
Quarter ending December 2018	131	↓
Variance since December 2017	(20.1%)	↓



ACTIVITY

Cumulative percentage of contracted UDA delivered 2018 & 2019



Month	Adjusted Scheduled Activity (UDA)	
	2018	2019
April	22	17
May	41	26
June	63	38
July	88	64
August	116	87
September	137	102
October	167	120
November	182	138
December	199	155
January	213	
February	243	
March	270	
April	271	
May	271	
June	271	

QUALITY

	Quantity	Base Number	Contract	AT	Region	England
% of FP17s for the same patient ID Re-attending within 3 months - Children	8	126	6.3%	9.5%	11.3%	11.8%
% of FP17s for the same patient ID Re-attending within 3 months - Adults	1	9	<i>11.1%</i>	13.9%	15.3%	15.6%
% of FP17s for the same patient ID Re-attending between 3 & 9 months - Children	89	126	70.6%	59.6%	61.1%	58.8%
% of FP17s for the same patient ID Re-attending between 3 & 9 months - Adults	7	9	<i>77.8%</i>	50.6%	52.4%	51.0%
% of FP17s for Band 1 Urgent Courses	8	134	6.0%	10.0%	9.5%	9.0%
% of FP17s Relating to Free Repair or Replacements	0	134	0.0%	0.9%	0.7%	0.8%
% of FP17s Relating to Continuations	0	134	0.0%	1.0%	0.8%	0.9%
% of Patients satisfied with the dentistry they have received	0	0	N/A	93.6%	93.1%	93.2%
% of Patients satisfied with the time they had to wait for an appointment	0	0	N/A	85.2%	87.8%	88.3%

* This is based on patients treated on this contract for their most recent course of treatment. Figures in italics indicate the base number of FP17s or Patient Questionnaire responses are less than 100. N/A is shown where the base number of responses is less than 10 during the period. % is calculated as Quantity/Base number*100

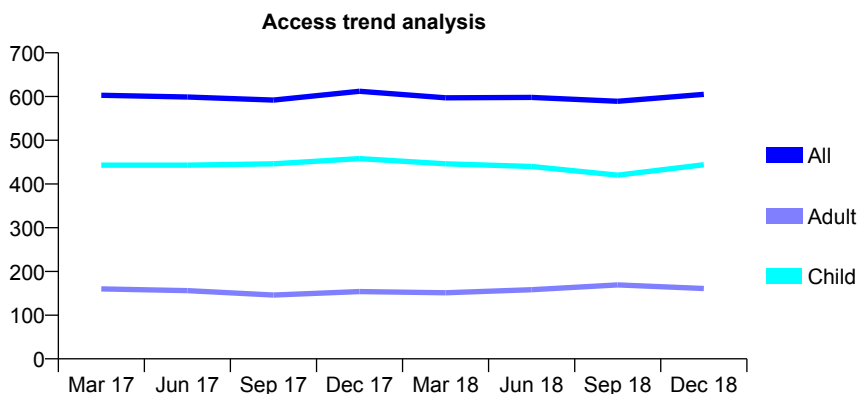
Q66 - Vital Signs At a Glance Contract Report for 913340/0001 - December 2018

Name or company name	Park Chambers Dental Practice
Contract type name	GDS Contract
Purpose of contract	General
Contract start date	01/04/2006
Contract end date	

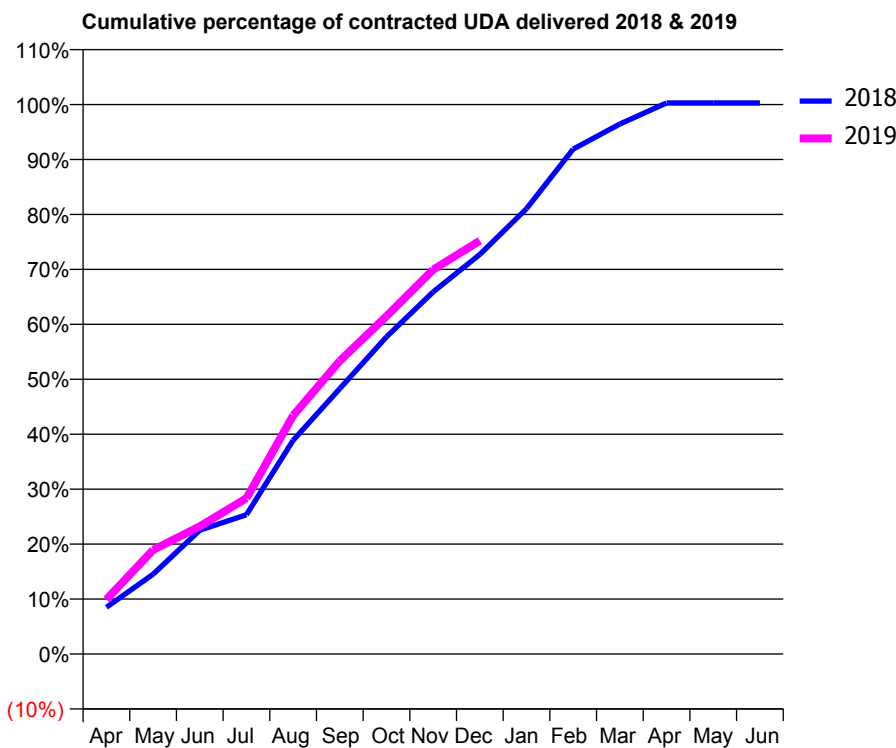
18/19 Contracted general activity (UDA)	1,105
Carry forward general activity (UDA)	-3
18/19 Contracted orthodontic activity (UOA)	0
Carry forward orthodontic activity (UOA)	0
Baseline contract value	£35,413.88

ACCESS*

Patients seen in 24 months	Total	Change since previous quarter
Quarter ending December 2017	612	
Quarter ending March 2018	597	↓
Quarter ending June 2018	598	→
Quarter ending September 2018	589	↓
Quarter ending December 2018	605	↑
Variance since December 2017	(1.1%)	↓



ACTIVITY



Month	Adjusted Scheduled Activity (UDA)	
	2018	2019
April	94	110
May	160	209
June	249	257
July	280	313
August	430	480
September	534	589
October	638	679
November	728	773
December	803	831
January	896	
February	1,015	
March	1,066	
April	1,108	
May	1,108	
June	1,108	

QUALITY

	Quantity	Base Number	Contract	AT	Region	England
% of FP17s for the same patient ID Re-attending within 3 months - Children	21	509	4.1%	9.5%	11.3%	11.8%
% of FP17s for the same patient ID Re-attending within 3 months - Adults	1	100	1.0%	13.9%	15.3%	15.6%
% of FP17s for the same patient ID Re-attending between 3 & 9 months - Children	327	509	64.2%	59.6%	61.1%	58.8%
% of FP17s for the same patient ID Re-attending between 3 & 9 months - Adults	51	100	51.0%	50.6%	52.4%	51.0%
% of FP17s for Band 1 Urgent Courses	25	580	4.3%	10.0%	9.5%	9.0%
% of FP17s Relating to Free Repair or Replacements	0	580	0.0%	0.9%	0.7%	0.8%
% of FP17s Relating to Continuations	1	580	0.2%	1.0%	0.8%	0.9%
% of Patients satisfied with the dentistry they have received	0	0	N/A	93.6%	93.1%	93.2%
% of Patients satisfied with the time they had to wait for an appointment	0	0	N/A	85.2%	87.8%	88.3%

* This is based on patients treated on this contract for their most recent course of treatment. Figures in italics indicate the base number of FP17s or Patient Questionnaire responses are less than 100. N/A is shown where the base number of responses is less than 10 during the period. % is calculated as Quantity/Base number*100

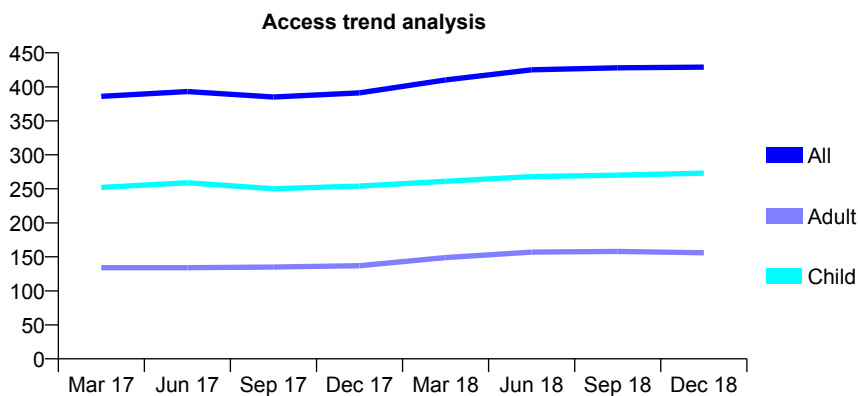
Q66 - Vital Signs At a Glance Contract Report for 920444/0001 - December 2018

Name or company name	MR DG O'HALLORAN
Contract type name	GDS Contract
Purpose of contract	General
Contract start date	01/04/2006
Contract end date	

18/19 Contracted general activity (UDA)	900
Carry forward general activity (UDA)	0
18/19 Contracted orthodontic activity (UOA)	0
Carry forward orthodontic activity (UOA)	0
Baseline contract value	£26,648.85

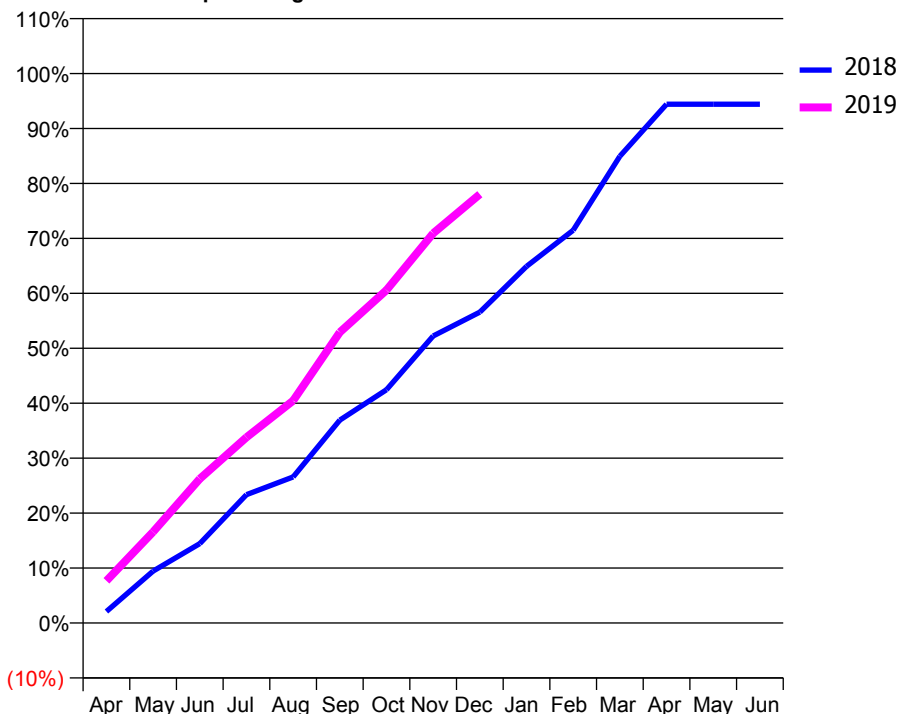
ACCESS*

Patients seen in 24 months	Total	Change since previous quarter
Quarter ending December 2017	391	
Quarter ending March 2018	410	↑
Quarter ending June 2018	425	↑
Quarter ending September 2018	428	→
Quarter ending December 2018	429	→
Variance since December 2017	9.7%	↑



ACTIVITY

Cumulative percentage of contracted UDA delivered 2018 & 2019



Adjusted Scheduled Activity (UDA)		
Month	2018	2019
April	19	69
May	85	149
June	130	236
July	210	304
August	239	364
September	332	476
October	382	545
November	470	638
December	509	702
January	584	
February	643	
March	765	
April	850	
May	850	
June	850	

QUALITY

	Quantity	Base Number	Contract	AT	Region	England
% of FP17s for the same patient ID Re-attending within 3 months - Children	12	350	3.4%	9.5%	11.3%	11.8%
% of FP17s for the same patient ID Re-attending within 3 months - Adults	5	128	3.9%	13.9%	15.3%	15.6%
% of FP17s for the same patient ID Re-attending between 3 & 9 months - Children	271	350	77.4%	59.6%	61.1%	58.8%
% of FP17s for the same patient ID Re-attending between 3 & 9 months - Adults	67	128	52.3%	50.6%	52.4%	51.0%
% of FP17s for Band 1 Urgent Courses	1	445	0.2%	10.0%	9.5%	9.0%
% of FP17s Relating to Free Repair or Replacements	0	445	0.0%	0.9%	0.7%	0.8%
% of FP17s Relating to Continuations	0	445	0.0%	1.0%	0.8%	0.9%
% of Patients satisfied with the dentistry they have received	0	0	N/A	93.6%	93.1%	93.2%
% of Patients satisfied with the time they had to wait for an appointment	0	0	N/A	85.2%	87.8%	88.3%

* This is based on patients treated on this contract for their most recent course of treatment. Figures in italics indicate the base number of FP17s or Patient Questionnaire responses are less than 100. N/A is shown where the base number of responses is less than 10 during the period. % is calculated as Quantity/Base number*100

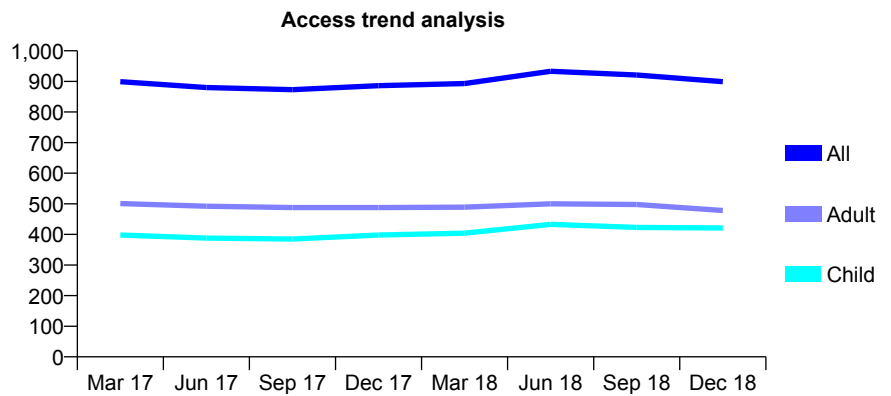
Q66 - Vital Signs At a Glance Contract Report for 925179/0001 - December 2018

Name or company name	MR MJ GOATMAN
Contract type name	GDS Contract
Purpose of contract	General
Contract start date	01/04/2006
Contract end date	

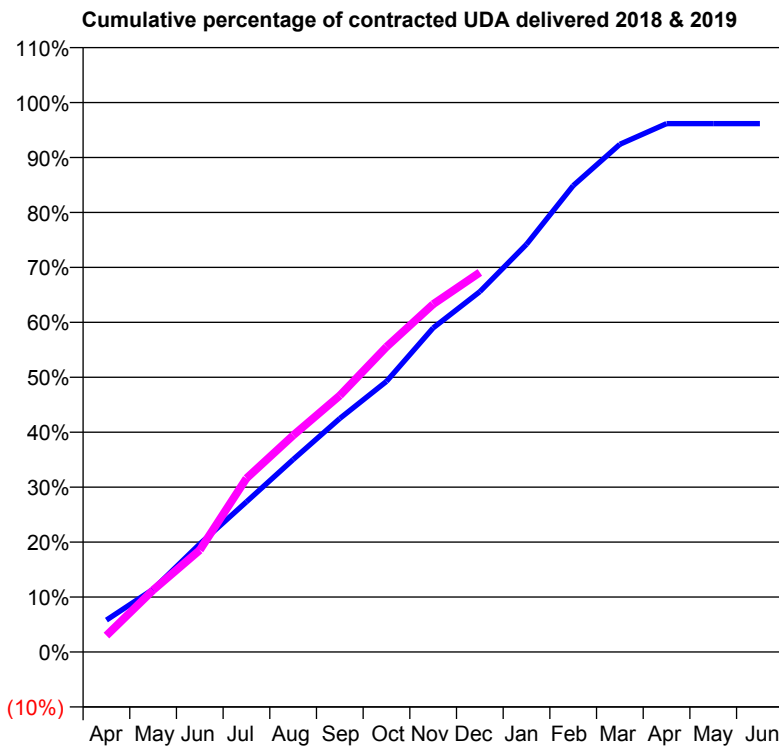
18/19 Contracted general activity (UDA)	2,216
Carry forward general activity (UDA)	85
18/19 Contracted orthodontic activity (UOA)	0
Carry forward orthodontic activity (UOA)	0
Baseline contract value	£50,031.24

ACCESS*

Patients seen in 24 months	Total	Change since previous quarter
Quarter ending December 2017	886	
Quarter ending March 2018	893	→
Quarter ending June 2018	933	↑
Quarter ending September 2018	921	↓
Quarter ending December 2018	899	↓
Variance since December 2017	1.5%	→



ACTIVITY



Adjusted Scheduled Activity (UDA)		
Month	2018	2019
April	129	67
May	253	250
June	436	411
July	606	700
August	776	874
September	942	1,034
October	1,092	1,231
November	1,307	1,403
December	1,453	1,531
January	1,644	
February	1,881	
March	2,048	
April	2,131	
May	2,131	
June	2,131	

QUALITY

	Quantity	Base Number	Contract	AT	Region	England
% of FP17s for the same patient ID Re-attending within 3 months - Children	14	443	3.2%	9.5%	11.3%	11.8%
% of FP17s for the same patient ID Re-attending within 3 months - Adults	83	481	17.3%	13.9%	15.3%	15.6%
% of FP17s for the same patient ID Re-attending between 3 & 9 months - Children	279	443	63.0%	59.6%	61.1%	58.8%
% of FP17s for the same patient ID Re-attending between 3 & 9 months - Adults	262	481	54.5%	50.6%	52.4%	51.0%
% of FP17s for Band 1 Urgent Courses	39	891	4.4%	10.0%	9.5%	9.0%
% of FP17s Relating to Free Repair or Replacements	1	891	0.1%	0.9%	0.7%	0.8%
% of FP17s Relating to Continuations	0	891	0.0%	1.0%	0.8%	0.9%
% of Patients satisfied with the dentistry they have received	0	0	N/A	93.6%	93.1%	93.2%
% of Patients satisfied with the time they had to wait for an appointment	0	0	N/A	85.2%	87.8%	88.3%

* This is based on patients treated on this contract for their most recent course of treatment. Figures in italics indicate the base number of FP17s or Patient Questionnaire responses are less than 100. N/A is shown where the base number of responses is less than 10 during the period. % is calculated as Quantity/Base number*100

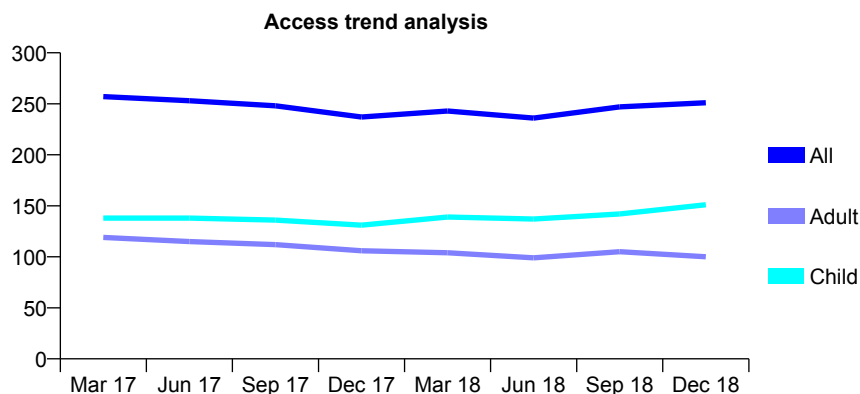
Q66 - Vital Signs At a Glance Contract Report for 926949/0001 - December 2018

Name or company name	MRS P SELLEY
Contract type name	GDS Contract
Purpose of contract	General
Contract start date	01/04/2006
Contract end date	

18/19 Contracted general activity (UDA)	900
Carry forward general activity (UDA)	0
18/19 Contracted orthodontic activity (UOA)	0
Carry forward orthodontic activity (UOA)	0
Baseline contract value	£29,814.74

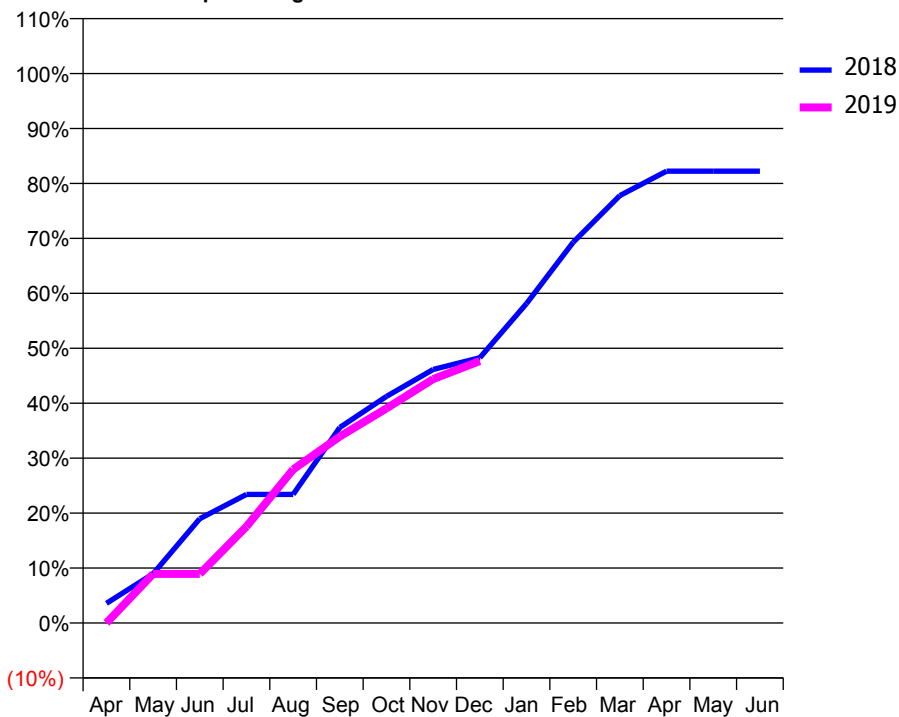
ACCESS*

Patients seen in 24 months	Total	Change since previous quarter
Quarter ending December 2017	237	
Quarter ending March 2018	243	↑
Quarter ending June 2018	236	↓
Quarter ending September 2018	247	↑
Quarter ending December 2018	251	→
Variance since December 2017	5.9%	↑



ACTIVITY

Cumulative percentage of contracted UDA delivered 2018 & 2019



Month	Adjusted Scheduled Activity (UDA)	
	2018	2019
April	32	0
May	81	80
June	171	80
July	211	158
August	211	251
September	320	305
October	371	352
November	415	400
December	435	429
January	523	
February	624	
March	700	
April	740	
May	740	
June	740	

QUALITY

	Quantity	Base Number	Contract	AT	Region	England
% of FP17s for the same patient ID Re-attending within 3 months - Children	4	138	2.9%	9.5%	11.3%	11.8%
% of FP17s for the same patient ID Re-attending within 3 months - Adults	5	83	6.0%	13.9%	15.3%	15.6%
% of FP17s for the same patient ID Re-attending between 3 & 9 months - Children	75	138	54.3%	59.6%	61.1%	58.8%
% of FP17s for the same patient ID Re-attending between 3 & 9 months - Adults	46	83	55.4%	50.6%	52.4%	51.0%
% of FP17s for Band 1 Urgent Courses	10	211	4.7%	10.0%	9.5%	9.0%
% of FP17s Relating to Free Repair or Replacements	0	211	0.0%	0.9%	0.7%	0.8%
% of FP17s Relating to Continuations	0	211	0.0%	1.0%	0.8%	0.9%
% of Patients satisfied with the dentistry they have received	0	0	N/A	93.6%	93.1%	93.2%
% of Patients satisfied with the time they had to wait for an appointment	0	0	N/A	85.2%	87.8%	88.3%

* This is based on patients treated on this contract for their most recent course of treatment. Figures in italics indicate the base number of FP17s or Patient Questionnaire responses are less than 100. N/A is shown where the base number of responses is less than 10 during the period. % is calculated as Quantity/Base number*100

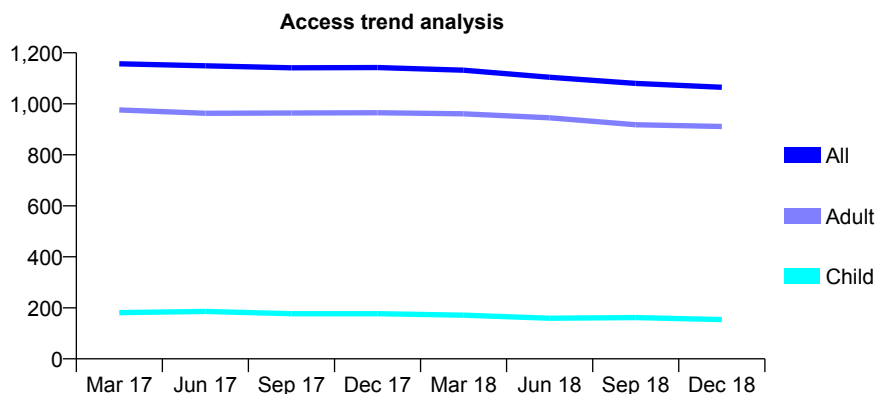
Q66 - Vital Signs At a Glance Contract Report for 933023/0001 - December 2018

Name or company name	MR M AZIZI
Contract type name	GDS Contract
Purpose of contract	General
Contract start date	01/04/2006
Contract end date	

18/19 Contracted general activity (UDA)	4,600
Carry forward general activity (UDA)	0
18/19 Contracted orthodontic activity (UOA)	0
Carry forward orthodontic activity (UOA)	0
Baseline contract value	£108,624.15

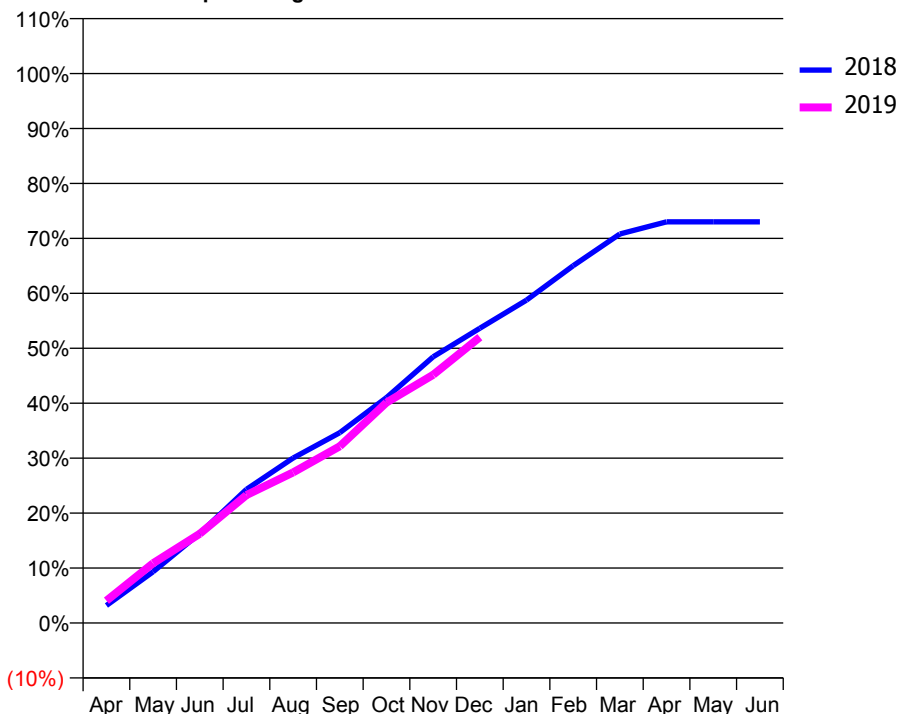
ACCESS*

Patients seen in 24 months	Total	Change since previous quarter
Quarter ending December 2017	1,142	
Quarter ending March 2018	1,132	→
Quarter ending June 2018	1,104	↓
Quarter ending September 2018	1,080	↓
Quarter ending December 2018	1,065	↓
Variance since December 2017	(6.7%)	↓



ACTIVITY

Cumulative percentage of contracted UDA delivered 2018 & 2019



Month	Adjusted Scheduled Activity (UDA)	
	2018	2019
April	147	187
May	429	500
June	751	747
July	1,119	1,071
August	1,382	1,260
September	1,593	1,480
October	1,888	1,846
November	2,228	2,077
December	2,467	2,393
January	2,703	
February	2,991	
March	3,257	
April	3,358	
May	3,358	
June	3,358	

QUALITY

	Quantity	Base Number	Contract	AT	Region	England
% of FP17s for the same patient ID Re-attending within 3 months - Children	14	175	8.0%	9.5%	11.3%	11.8%
% of FP17s for the same patient ID Re-attending within 3 months - Adults	163	1,175	13.9%	13.9%	15.3%	15.6%
% of FP17s for the same patient ID Re-attending between 3 & 9 months - Children	124	175	70.9%	59.6%	61.1%	58.8%
% of FP17s for the same patient ID Re-attending between 3 & 9 months - Adults	788	1,175	67.1%	50.6%	52.4%	51.0%
% of FP17s for Band 1 Urgent Courses	51	1,300	3.9%	10.0%	9.5%	9.0%
% of FP17s Relating to Free Repair or Replacements	0	1,300	0.0%	0.9%	0.7%	0.8%
% of FP17s Relating to Continuations	48	1,300	3.7%	1.0%	0.8%	0.9%
% of Patients satisfied with the dentistry they have received	0	0	N/A	93.6%	93.1%	93.2%
% of Patients satisfied with the time they had to wait for an appointment	0	0	N/A	85.2%	87.8%	88.3%

* This is based on patients treated on this contract for their most recent course of treatment. Figures in italics indicate the base number of FP17s or Patient Questionnaire responses are less than 100. N/A is shown where the base number of responses is less than 10 during the period. % is calculated as Quantity/Base number*100

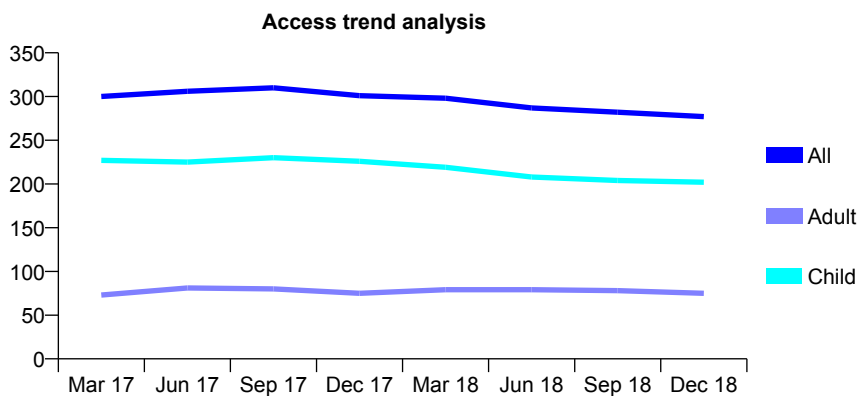
Q66 - Vital Signs At a Glance Contract Report for 953008/0001 - December 2018

Name or company name	MR RC EVANS
Contract type name	GDS Contract
Purpose of contract	General
Contract start date	01/09/2009
Contract end date	

18/19 Contracted general activity (UDA)	600
Carry forward general activity (UDA)	0
18/19 Contracted orthodontic activity (UOA)	0
Carry forward orthodontic activity (UOA)	0
Baseline contract value	£16,073.49

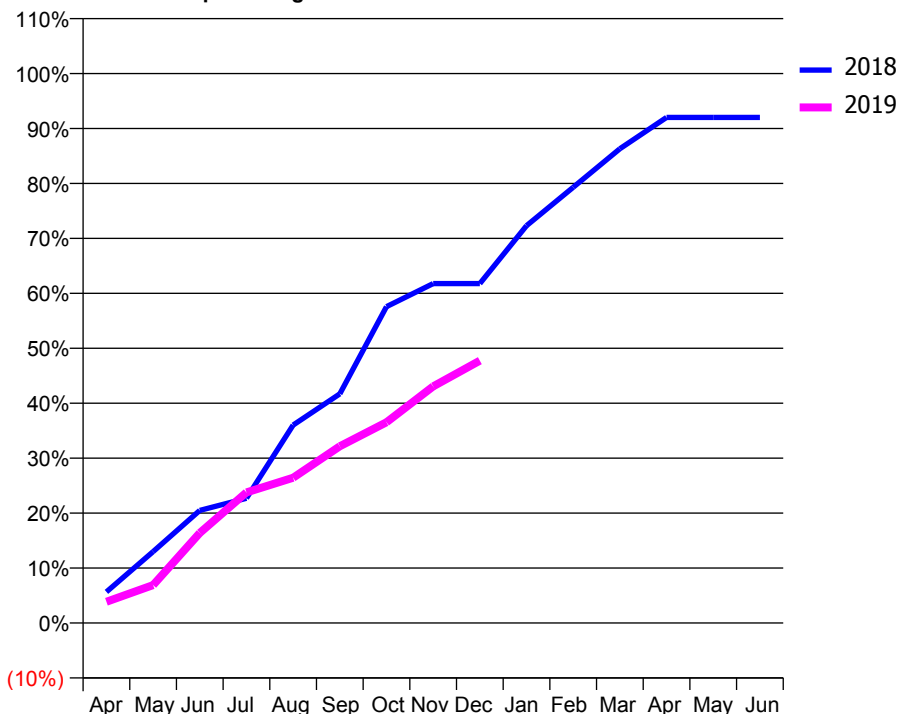
ACCESS*

Patients seen in 24 months	Total	Change since previous quarter
Quarter ending December 2017	301	
Quarter ending March 2018	298	→
Quarter ending June 2018	287	↓
Quarter ending September 2018	282	↓
Quarter ending December 2018	277	↓
Variance since December 2017	(8.0%)	↓



ACTIVITY

Cumulative percentage of contracted UDA delivered 2018 & 2019



Month	Adjusted Scheduled Activity (UDA)	
	2018	2019
April	34	23
May	78	41
June	123	98
July	136	143
August	216	159
September	250	193
October	345	219
November	371	258
December	371	286
January	434	
February	476	
March	518	
April	552	
May	552	
June	552	

QUALITY

	Quantity	Base Number	Contract	AT	Region	England
% of FP17s for the same patient ID Re-attending within 3 months - Children	14	202	6.9%	9.5%	11.3%	11.8%
% of FP17s for the same patient ID Re-attending within 3 months - Adults	2	33	6.1%	13.9%	15.3%	15.6%
% of FP17s for the same patient ID Re-attending between 3 & 9 months - Children	106	202	52.5%	59.6%	61.1%	58.8%
% of FP17s for the same patient ID Re-attending between 3 & 9 months - Adults	19	33	57.6%	50.6%	52.4%	51.0%
% of FP17s for Band 1 Urgent Courses	7	218	3.2%	10.0%	9.5%	9.0%
% of FP17s Relating to Free Repair or Replacements	0	218	0.0%	0.9%	0.7%	0.8%
% of FP17s Relating to Continuations	2	218	0.9%	1.0%	0.8%	0.9%
% of Patients satisfied with the dentistry they have received	0	0	N/A	93.6%	93.1%	93.2%
% of Patients satisfied with the time they had to wait for an appointment	0	0	N/A	85.2%	87.8%	88.3%

* This is based on patients treated on this contract for their most recent course of treatment. Figures in italics indicate the base number of FP17s or Patient Questionnaire responses are less than 100. N/A is shown where the base number of responses is less than 10 during the period. % is calculated as Quantity/Base number*100

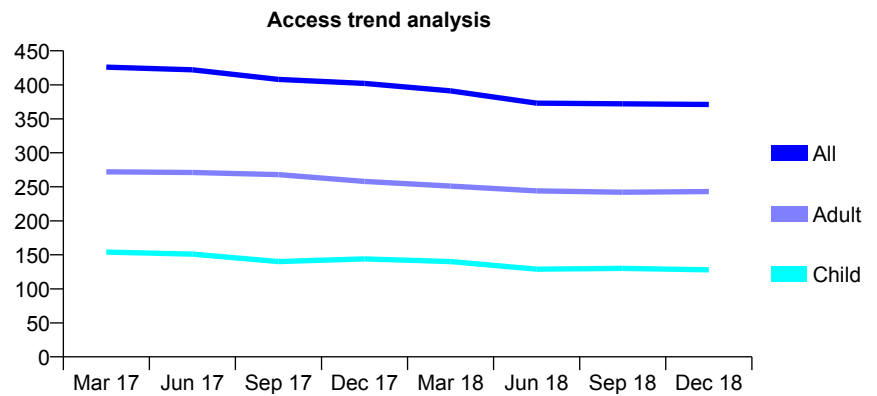
Q66 - Vital Signs At a Glance Contract Report for 985600/0001 - December 2018

Name or company name	MR A ZAHEDI SHALFOROUSH
Contract type name	GDS Contract
Purpose of contract	General
Contract start date	01/04/2006
Contract end date	

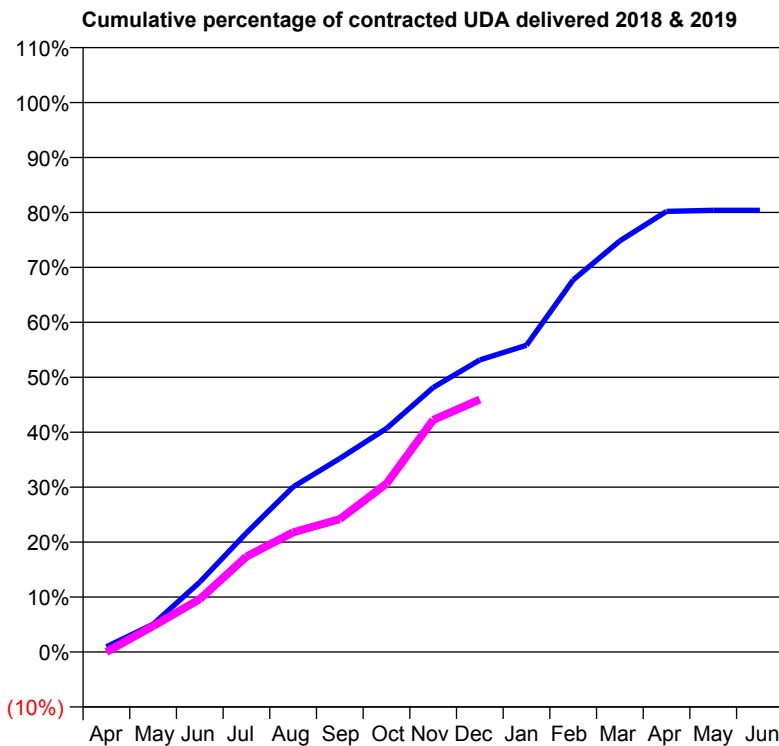
18/19 Contracted general activity (UDA)	1,957
Carry forward general activity (UDA)	0
18/19 Contracted orthodontic activity (UOA)	0
Carry forward orthodontic activity (UOA)	0
Baseline contract value	£51,557.92

ACCESS*

Patients seen in 24 months	Total	Change since previous quarter
Quarter ending December 2017	402	
Quarter ending March 2018	391	↓
Quarter ending June 2018	373	↓
Quarter ending September 2018	372	→
Quarter ending December 2018	371	→
Variance since December 2017	(7.7%)	↓



ACTIVITY



Month	Adjusted Scheduled Activity (UDA)	
	2018	2019
April	19	0
May	99	92
June	249	188
July	424	340
August	588	426
September	689	473
October	796	600
November	942	827
December	1,040	899
January	1,093	
February	1,325	
March	1,465	
April	1,569	
May	1,573	
June	1,573	

QUALITY

	Quantity	Base Number	Contract	AT	Region	England
% of FP17s for the same patient ID Re-attending within 3 months - Children	31	211	14.7%	9.5%	11.3%	11.8%
% of FP17s for the same patient ID Re-attending within 3 months - Adults	45	260	17.3%	13.9%	15.3%	15.6%
% of FP17s for the same patient ID Re-attending between 3 & 9 months - Children	161	211	76.3%	59.6%	61.1%	58.8%
% of FP17s for the same patient ID Re-attending between 3 & 9 months - Adults	185	260	71.2%	50.6%	52.4%	51.0%
% of FP17s for Band 1 Urgent Courses	25	441	5.7%	10.0%	9.5%	9.0%
% of FP17s Relating to Free Repair or Replacements	0	441	0.0%	0.9%	0.7%	0.8%
% of FP17s Relating to Continuations	0	441	0.0%	1.0%	0.8%	0.9%
% of Patients satisfied with the dentistry they have received	5	5	N/A	93.6%	93.1%	93.2%
% of Patients satisfied with the time they had to wait for an appointment	5	5	N/A	85.2%	87.8%	88.3%

* This is based on patients treated on this contract for their most recent course of treatment. Figures in italics indicate the base number of FP17s or Patient Questionnaire responses are less than 100. N/A is shown where the base number of responses is less than 10 during the period. % is calculated as Quantity/Base number*100

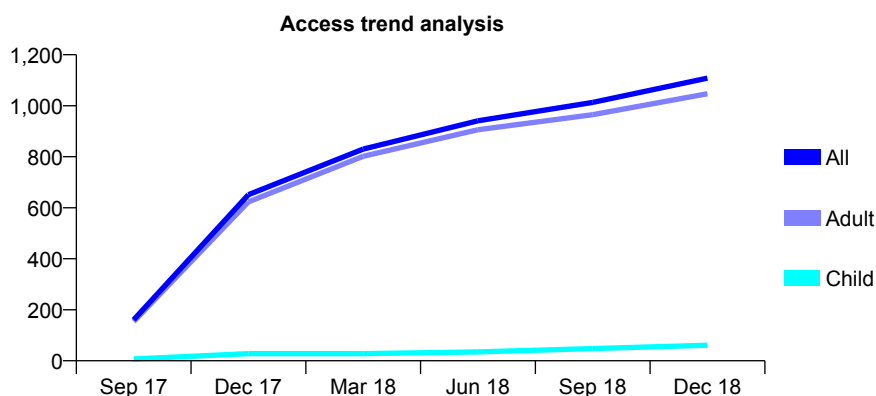
Q67 - Vital Signs At a Glance Contract Report for 100325/0000 - December 2018

Name or company name	MR D RYAN
Contract type name	PDS Contract
Purpose of contract	General
Contract start date	01/04/2017
Contract end date	31/03/2026

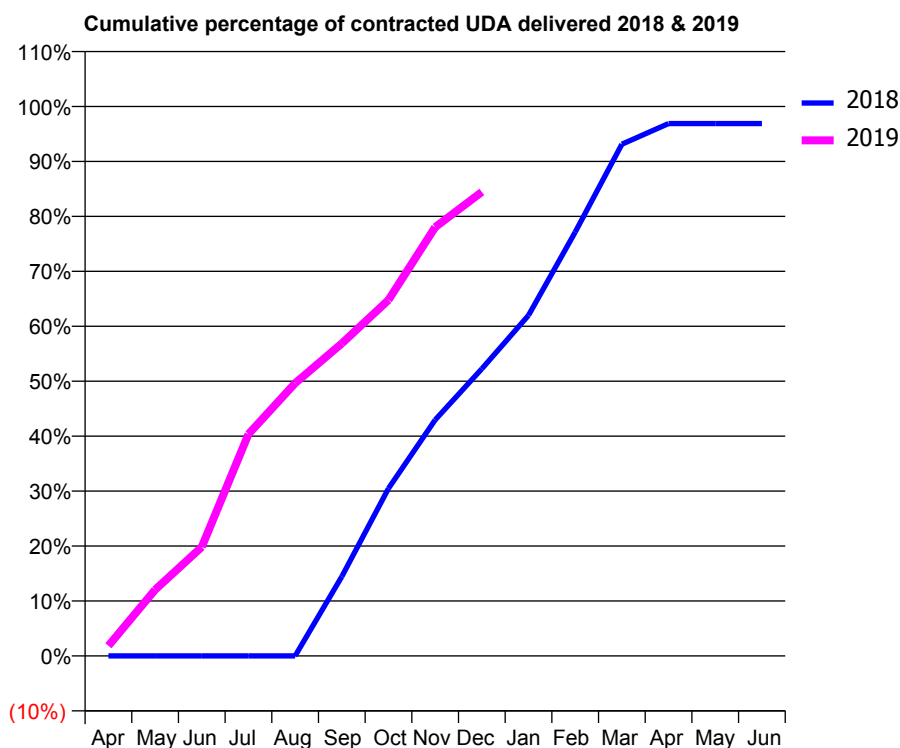
18/19 Contracted general activity (UDA)	2,430
Carry forward general activity (UDA)	0
18/19 Contracted orthodontic activity (UOA)	0
Carry forward orthodontic activity (UOA)	0
Baseline contract value	£149,494.65

ACCESS*

Patients seen in 24 months	Total	Change since previous quarter
Quarter ending December 2017	651	
Quarter ending March 2018	830	↑
Quarter ending June 2018	941	↑
Quarter ending September 2018	1,013	↑
Quarter ending December 2018	1,108	↑
Variance since December 2017	70.2%	↑



ACTIVITY



Month	Adjusted Scheduled Activity (UDA)	
	2018	2019
April	0	45
May	0	293
June	0	482
July	0	981
August	0	1,206
September	351	1,382
October	741	1,574
November	1,044	1,896
December	1,270	2,052
January	1,506	-
February	1,874	-
March	2,263	-
April	2,354	-
May	2,354	-
June	2,354	-

QUALITY

	Quantity	Base Number	Contract	AT	Region	England
% of FP17s for the same patient ID Re-attending within 3 months - Children	1	65	1.5%	11.3%	11.3%	11.8%
% of FP17s for the same patient ID Re-attending within 3 months - Adults	4	658	0.6%	16.1%	15.3%	15.6%
% of FP17s for the same patient ID Re-attending between 3 & 9 months - Children	0	65	0.0%	55.6%	61.1%	58.8%
% of FP17s for the same patient ID Re-attending between 3 & 9 months - Adults	1	658	0.2%	48.8%	52.4%	51.0%
% of FP17s for Band 1 Urgent Courses	0	691	0.0%	10.0%	9.5%	9.0%
% of FP17s Relating to Free Repair or Replacements	0	691	0.0%	0.5%	0.7%	0.8%
% of FP17s Relating to Continuations	0	691	0.0%	0.7%	0.8%	0.9%
% of Patients satisfied with the dentistry they have received	1	1	N/A	92.6%	93.1%	93.2%
% of Patients satisfied with the time they had to wait for an appointment	1	1	N/A	87.4%	87.8%	88.3%

* This is based on patients treated on this contract for their most recent course of treatment. Figures in italics indicate the base number of FP17s or Patient Questionnaire responses are less than 100. N/A is shown where the base number of responses is less than 10 during the period. % is calculated as Quantity/Base number*100

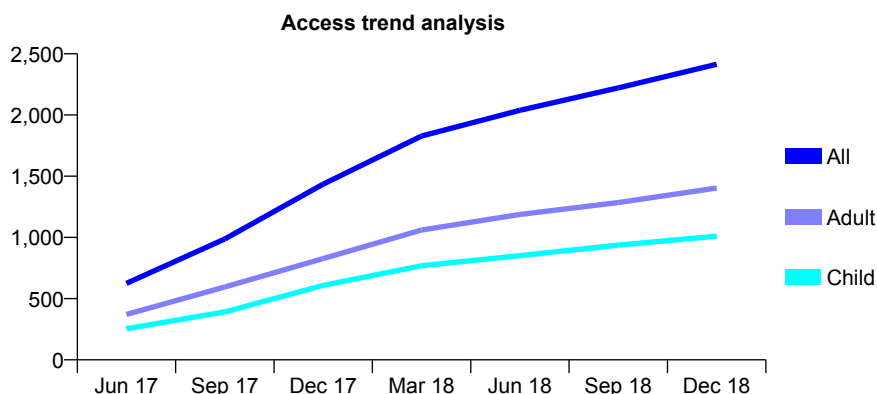
Q67 - Vital Signs At a Glance Contract Report for 100359/0000 - December 2018

Name or company name	Medway Dental Care Ltd
Contract type name	GDS Contract
Purpose of contract	General
Contract start date	01/04/2017
Contract end date	

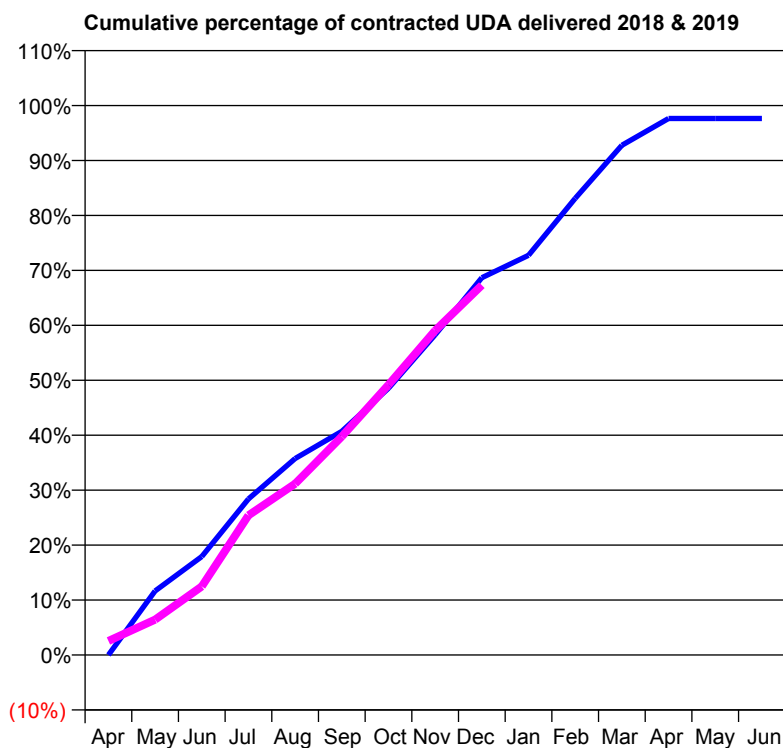
18/19 Contracted general activity (UDA)	6,671
Carry forward general activity (UDA)	182
18/19 Contracted orthodontic activity (UOA)	0
Carry forward orthodontic activity (UOA)	0
Baseline contract value	£169,594.41

ACCESS*

Patients seen in 24 months	Total	Change since previous quarter
Quarter ending December 2017	1,435	
Quarter ending March 2018	1,828	↑
Quarter ending June 2018	2,039	↑
Quarter ending September 2018	2,222	↑
Quarter ending December 2018	2,414	↑
Variance since December 2017	68.2%	↑



ACTIVITY



Month	Adjusted Scheduled Activity (UDA)	
	2018	2019
April	0	171
May	781	430
June	1,200	833
July	1,902	1,695
August	2,395	2,079
September	2,725	2,653
October	3,250	3,280
November	3,902	3,939
December	4,597	4,489
January	4,870	
February	5,564	
March	6,210	
April	6,537	
May	6,537	
June	6,537	

QUALITY

	Quantity	Base Number	Contract	AT	Region	England
% of FP17s for the same patient ID Re-attending within 3 months - Children	43	869	4.9%	11.3%	11.3%	11.8%
% of FP17s for the same patient ID Re-attending within 3 months - Adults	89	913	9.7%	16.1%	15.3%	15.6%
% of FP17s for the same patient ID Re-attending between 3 & 9 months - Children	196	869	22.6%	55.6%	61.1%	58.8%
% of FP17s for the same patient ID Re-attending between 3 & 9 months - Adults	136	913	14.9%	48.8%	52.4%	51.0%
% of FP17s for Band 1 Urgent Courses	1	1,657	0.1%	10.0%	9.5%	9.0%
% of FP17s Relating to Free Repair or Replacements	0	1,657	0.0%	0.5%	0.7%	0.8%
% of FP17s Relating to Continuations	51	1,657	3.1%	0.7%	0.8%	0.9%
% of Patients satisfied with the dentistry they have received	1	1	N/A	92.6%	93.1%	93.2%
% of Patients satisfied with the time they had to wait for an appointment	1	1	N/A	87.4%	87.8%	88.3%

* This is based on patients treated on this contract for their most recent course of treatment. Figures in italics indicate the base number of FP17s or Patient Questionnaire responses are less than 100. N/A is shown where the base number of responses is less than 10 during the period. % is calculated as Quantity/Base number*100

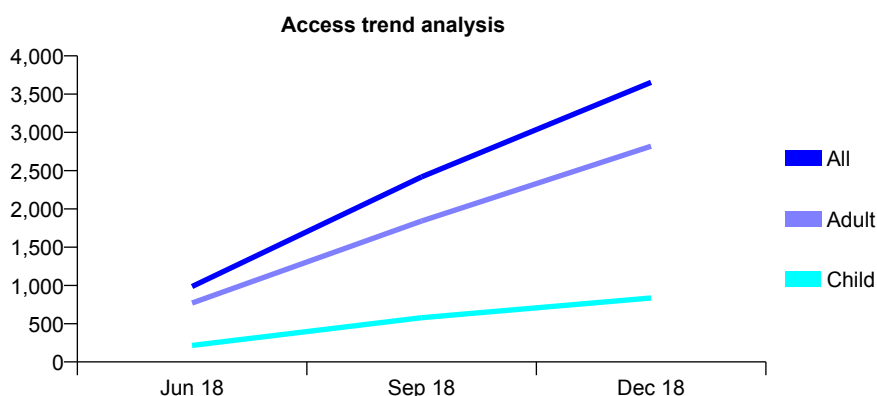
Q67 - Vital Signs At a Glance Contract Report for 100679/0000 - December 2018

Name or company name	E Kent Salaried Primary Care Dental
Contract type name	PDS Contract
Purpose of contract	General
Contract start date	01/04/2018
Contract end date	31/03/2019

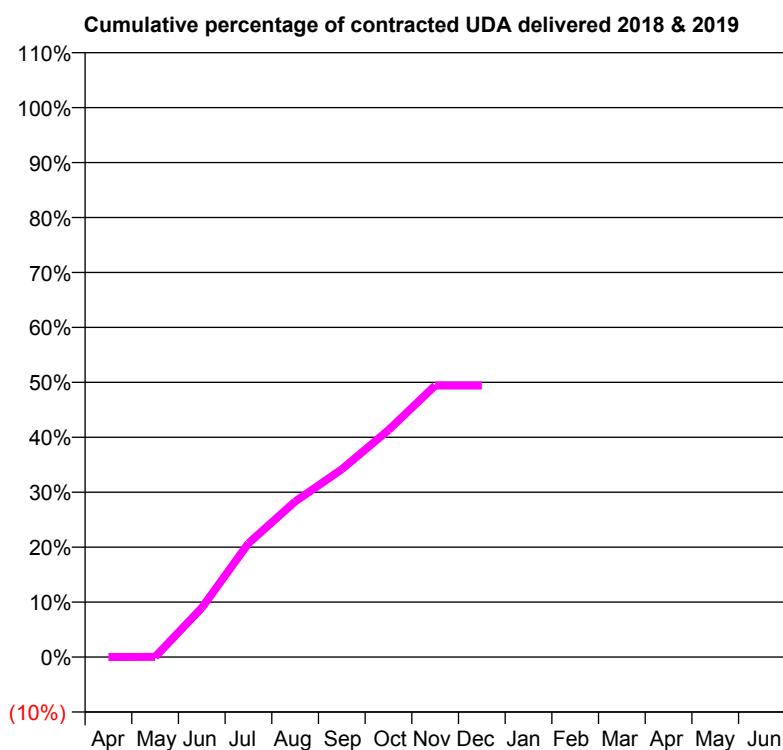
18/19 Contracted general activity (UDA)	12,000
Carry forward general activity (UDA)	0
18/19 Contracted orthodontic activity (UOA)	0
Carry forward orthodontic activity (UOA)	0
Baseline contract value	£311,880.00

ACCESS*

Patients seen in 24 months	Total	Change since previous quarter
Quarter ending December 2017	0	
Quarter ending March 2018	0	
Quarter ending June 2018	985	↑
Quarter ending September 2018	2,418	↑
Quarter ending December 2018	3,654	↑
Variance since December 2017	N/A	



ACTIVITY



Month	Adjusted Scheduled Activity (UDA)	
	2018	2019
April	0	0
May	0	5
June	0	1,077
July	0	2,484
August	0	3,397
September	0	4,100
October	0	4,959
November	0	5,929
December	0	5,929
January	0	
February	0	
March	0	
April	0	
May	0	
June	0	

QUALITY

	Quantity	Base Number	Contract	AT	Region	England
% of FP17s for the same patient ID Re-attending within 3 months - Children	23	819	2.8%	11.3%	11.3%	11.8%
% of FP17s for the same patient ID Re-attending within 3 months - Adults	213	3,041	7.0%	16.1%	15.3%	15.6%
% of FP17s for the same patient ID Re-attending between 3 & 9 months - Children	23	819	2.8%	55.6%	61.1%	58.8%
% of FP17s for the same patient ID Re-attending between 3 & 9 months - Adults	171	3,041	5.6%	48.8%	52.4%	51.0%
% of FP17s for Band 1 Urgent Courses	331	3,860	8.6%	10.0%	9.5%	9.0%
% of FP17s Relating to Free Repair or Replacements	9	3,860	0.2%	0.5%	0.7%	0.8%
% of FP17s Relating to Continuations	5	3,860	0.1%	0.7%	0.8%	0.9%
% of Patients satisfied with the dentistry they have received	1	1	N/A	92.6%	93.1%	93.2%
% of Patients satisfied with the time they had to wait for an appointment	0	1	N/A	87.4%	87.8%	88.3%

* This is based on patients treated on this contract for their most recent course of treatment. Figures in italics indicate the base number of FP17s or Patient Questionnaire responses are less than 100. N/A is shown where the base number of responses is less than 10 during the period. % is calculated as Quantity/Base number*100

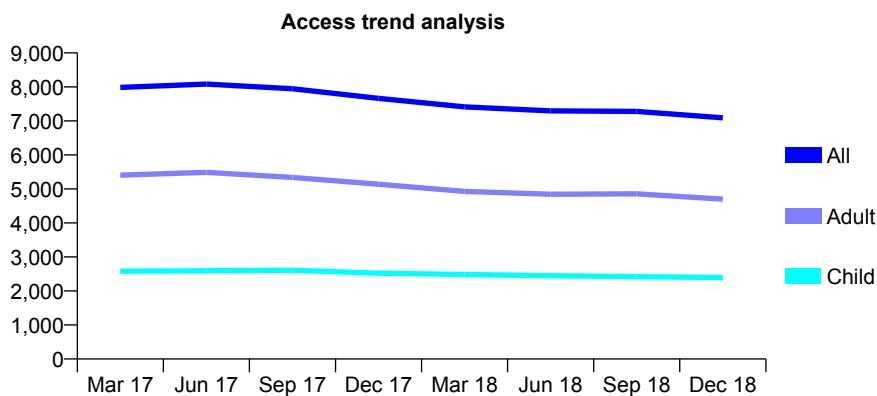
Q67 - Vital Signs At a Glance Contract Report for 101281/0032 - December 2018

Name or company name	OASIS DENTAL CARE LTD
Contract type name	GDS Contract
Purpose of contract	General
Contract start date	01/04/2006
Contract end date	

18/19 Contracted general activity (UDA)	19,413
Carry forward general activity (UDA)	0
18/19 Contracted orthodontic activity (UOA)	0
Carry forward orthodontic activity (UOA)	0
Baseline contract value	£459,651.46

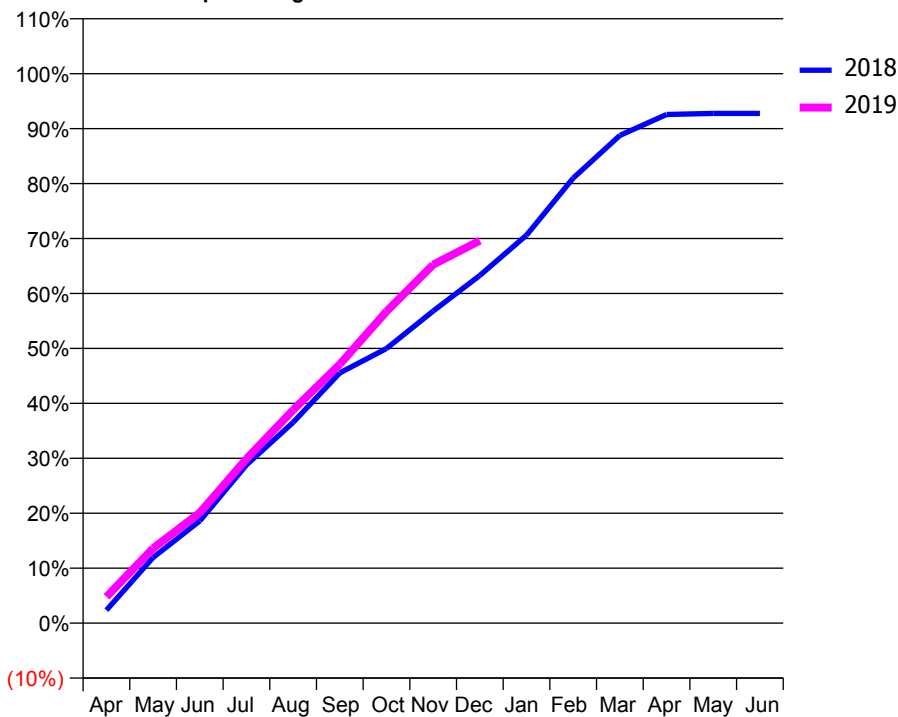
ACCESS*

Patients seen in 24 months	Total	Change since previous quarter
Quarter ending December 2017	7,665	
Quarter ending March 2018	7,414	↓
Quarter ending June 2018	7,295	↓
Quarter ending September 2018	7,279	→
Quarter ending December 2018	7,094	↓
Variance since December 2017	(7.4%)	↓



ACTIVITY

Cumulative percentage of contracted UDA delivered 2018 & 2019



Adjusted Scheduled Activity (UDA)		
Month	2018	2019
April	458	931
May	2,318	2,646
June	3,612	3,904
July	5,588	5,804
August	7,095	7,531
September	8,838	9,148
October	9,701	11,011
November	11,028	12,667
December	12,284	13,511
January	13,704	
February	15,723	
March	17,229	
April	17,968	
May	18,006	
June	18,010	

QUALITY

	Quantity	Base Number	Contract	AT	Region	England
% of FP17s for the same patient ID Re-attending within 3 months - Children	213	2,586	8.2%	11.3%	11.3%	11.8%
% of FP17s for the same patient ID Re-attending within 3 months - Adults	814	4,730	17.2%	16.1%	15.3%	15.6%
% of FP17s for the same patient ID Re-attending between 3 & 9 months - Children	1,502	2,586	58.1%	55.6%	61.1%	58.8%
% of FP17s for the same patient ID Re-attending between 3 & 9 months - Adults	2,294	4,730	48.5%	48.8%	52.4%	51.0%
% of FP17s for Band 1 Urgent Courses	770	6,900	11.2%	10.0%	9.5%	9.0%
% of FP17s Relating to Free Repair or Replacements	86	6,900	1.2%	0.5%	0.7%	0.8%
% of FP17s Relating to Continuations	114	6,900	1.7%	0.7%	0.8%	0.9%
% of Patients satisfied with the dentistry they have received	6	6	N/A	92.6%	93.1%	93.2%
% of Patients satisfied with the time they had to wait for an appointment	5	6	N/A	87.4%	87.8%	88.3%

* This is based on patients treated on this contract for their most recent course of treatment. Figures in italics indicate the base number of FP17s or Patient Questionnaire responses are less than 100. N/A is shown where the base number of responses is less than 10 during the period. % is calculated as Quantity/Base number*100

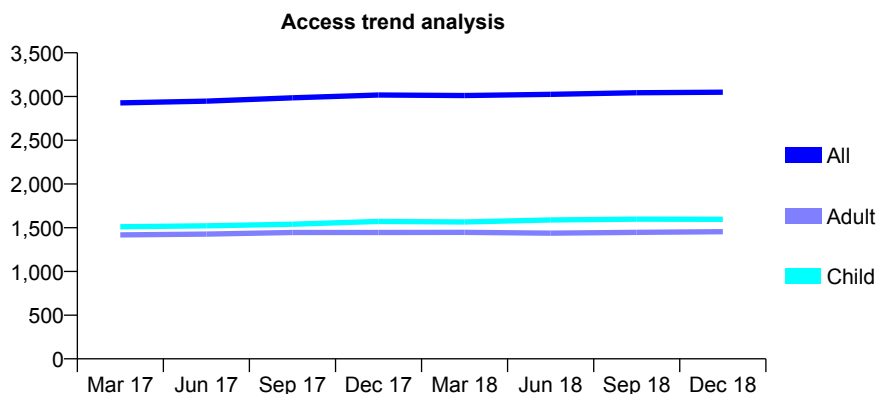
Q67 - Vital Signs At a Glance Contract Report for 101281/0035 - December 2018

Name or company name	OASIS DENTAL CARE LTD
Contract type name	GDS Contract
Purpose of contract	General and Orthodontic
Contract start date	01/04/2006
Contract end date	

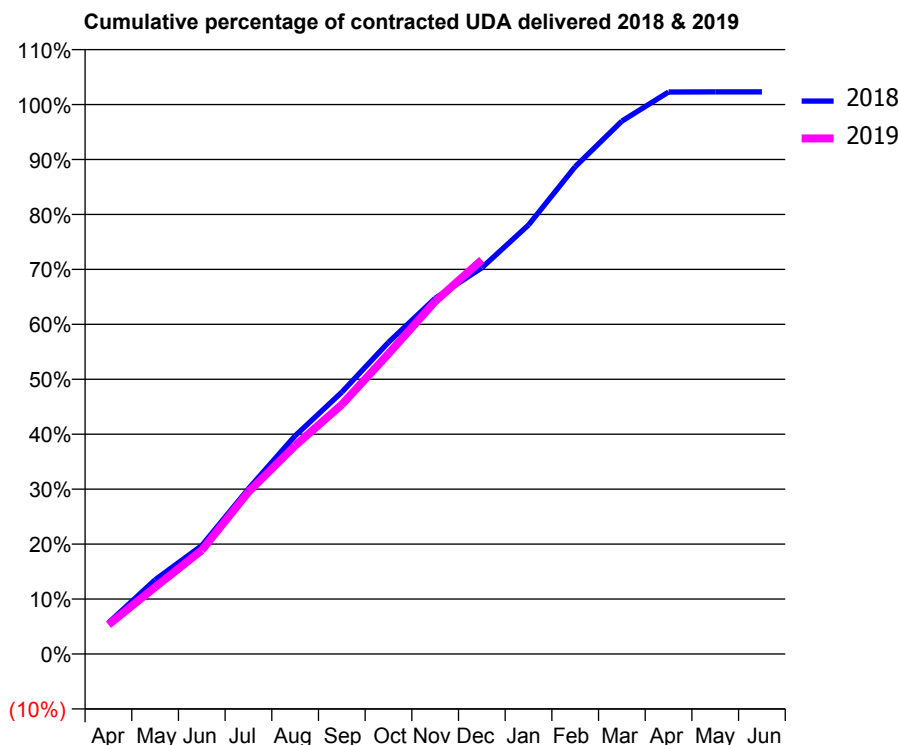
18/19 Contracted general activity (UDA)	7,549
Carry forward general activity (UDA)	0
18/19 Contracted orthodontic activity (UOA)	2,029
Carry forward orthodontic activity (UOA)	19
Baseline contract value	£377,211.13

ACCESS*

Patients seen in 24 months	Total	Change since previous quarter
Quarter ending December 2017	3,017	
Quarter ending March 2018	3,011	→
Quarter ending June 2018	3,025	→
Quarter ending September 2018	3,044	→
Quarter ending December 2018	3,050	→
Variance since December 2017	1.1%	→



ACTIVITY



Month	Adjusted Scheduled Activity (UDA)	
	2018	2019
April	427	401
May	1,019	920
June	1,491	1,426
July	2,271	2,227
August	2,998	2,862
September	3,597	3,426
October	4,283	4,125
November	4,887	4,844
December	5,306	5,414
January	5,894	
February	6,695	
March	7,322	
April	7,721	
May	7,722	
June	7,722	

QUALITY

	Quantity	Base Number	Contract	AT	Region	England
% of FP17s for the same patient ID Re-attending within 3 months - Children	181	2,025	8.9%	11.3%	11.3%	11.8%
% of FP17s for the same patient ID Re-attending within 3 months - Adults	243	1,619	15.0%	16.1%	15.3%	15.6%
% of FP17s for the same patient ID Re-attending between 3 & 9 months - Children	1,115	2,025	55.1%	55.6%	61.1%	58.8%
% of FP17s for the same patient ID Re-attending between 3 & 9 months - Adults	987	1,619	61.0%	48.8%	52.4%	51.0%
% of FP17s for Band 1 Urgent Courses	208	3,263	6.4%	10.0%	9.5%	9.0%
% of FP17s Relating to Free Repair or Replacements	15	3,263	0.5%	0.5%	0.7%	0.8%
% of FP17s Relating to Continuations	8	3,263	0.2%	0.7%	0.8%	0.9%
% of Patients satisfied with the dentistry they have received	1	1	N/A	92.6%	93.1%	93.2%
% of Patients satisfied with the time they had to wait for an appointment	1	1	N/A	87.4%	87.8%	88.3%

* This is based on patients treated on this contract for their most recent course of treatment. Figures in italics indicate the base number of FP17s or Patient Questionnaire responses are less than 100. N/A is shown where the base number of responses is less than 10 during the period. % is calculated as Quantity/Base number*100

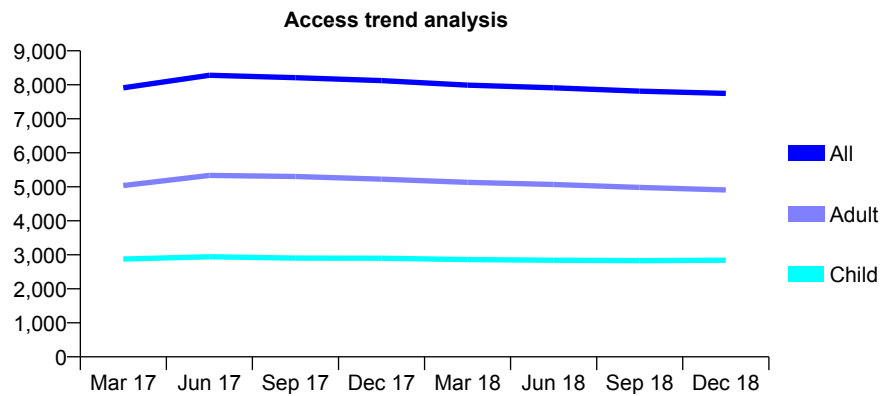
Q67 - Vital Signs At a Glance Contract Report for 101281/0105 - December 2018

Name or company name	OASIS DENTAL CARE LTD
Contract type name	GDS Contract
Purpose of contract	General and Orthodontic
Contract start date	01/04/2006
Contract end date	

18/19 Contracted general activity (UDA)	19,191
Carry forward general activity (UDA)	0
18/19 Contracted orthodontic activity (UOA)	1,035
Carry forward orthodontic activity (UOA)	0
Baseline contract value	£513,464.79

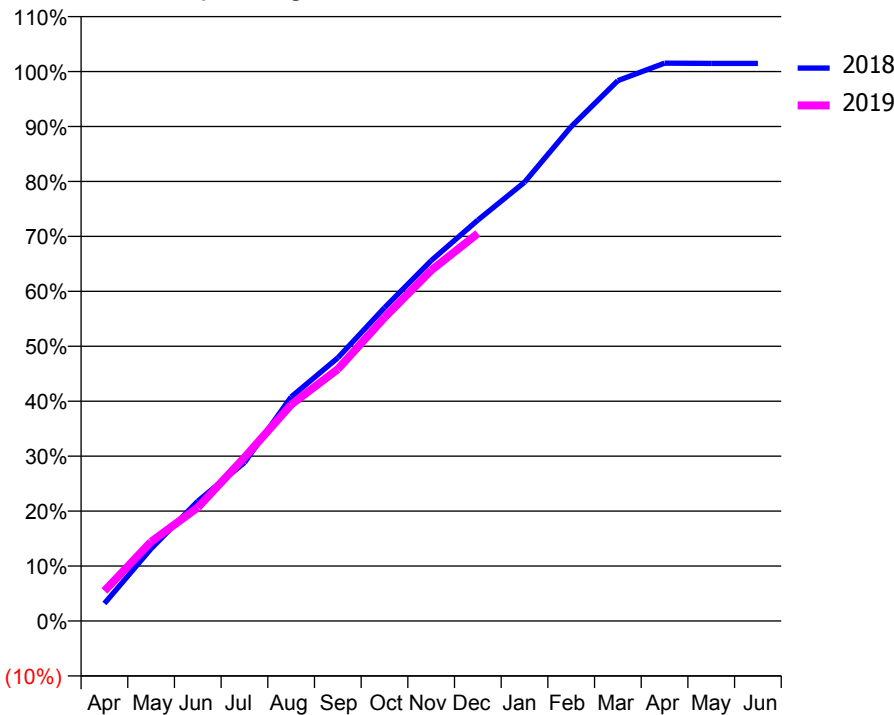
ACCESS*

Patients seen in 24 months	Total	Change since previous quarter
Quarter ending December 2017	8,125	
Quarter ending March 2018	7,992	↓
Quarter ending June 2018	7,911	↓
Quarter ending September 2018	7,815	↓
Quarter ending December 2018	7,748	→
Variance since December 2017	(4.6%)	↓



ACTIVITY

Cumulative percentage of contracted UDA delivered 2018 & 2019



Month	Adjusted Scheduled Activity (UDA)	
	2018	2019
April	614	1,052
May	2,527	2,767
June	4,186	3,967
July	5,533	5,712
August	7,824	7,557
September	9,192	8,796
October	10,943	10,595
November	12,583	12,245
December	14,001	13,534
January	15,323	
February	17,264	
March	18,871	
April	19,481	
May	19,476	
June	19,473	

QUALITY

	Quantity	Base Number	Contract	AT	Region	England
% of FP17s for the same patient ID Re-attending within 3 months - Children	296	3,373	8.8%	11.3%	11.3%	11.8%
% of FP17s for the same patient ID Re-attending within 3 months - Adults	622	5,131	12.1%	16.1%	15.3%	15.6%
% of FP17s for the same patient ID Re-attending between 3 & 9 months - Children	2,216	3,373	65.7%	55.6%	61.1%	58.8%
% of FP17s for the same patient ID Re-attending between 3 & 9 months - Adults	3,305	5,131	64.4%	48.8%	52.4%	51.0%
% of FP17s for Band 1 Urgent Courses	435	8,077	5.4%	10.0%	9.5%	9.0%
% of FP17s Relating to Free Repair or Replacements	4	8,077	0.0%	0.5%	0.7%	0.8%
% of FP17s Relating to Continuations	126	8,077	1.6%	0.7%	0.8%	0.9%
% of Patients satisfied with the dentistry they have received	5	5	N/A	92.6%	93.1%	93.2%
% of Patients satisfied with the time they had to wait for an appointment	5	5	N/A	87.4%	87.8%	88.3%

* This is based on patients treated on this contract for their most recent course of treatment. Figures in italics indicate the base number of FP17s or Patient Questionnaire responses are less than 100. N/A is shown where the base number of responses is less than 10 during the period. % is calculated as Quantity/Base number*100

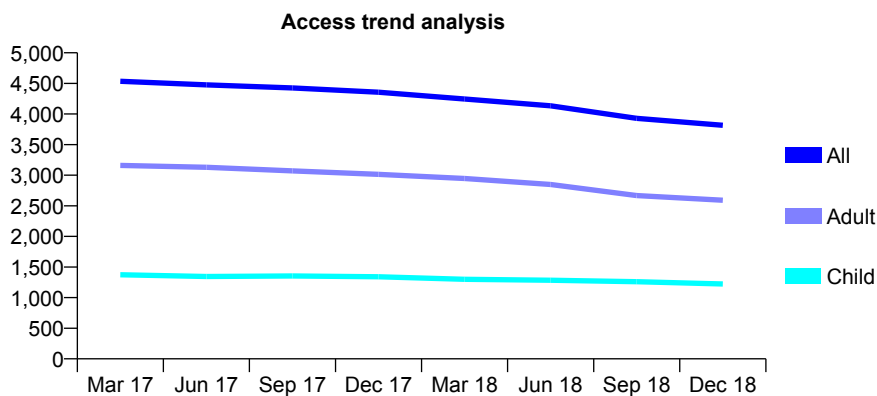
Q67 - Vital Signs At a Glance Contract Report for 101338/0105 - December 2018

Name or company name	Whitecross Dental Care Limited
Contract type name	GDS Contract
Purpose of contract	General
Contract start date	16/11/2009
Contract end date	

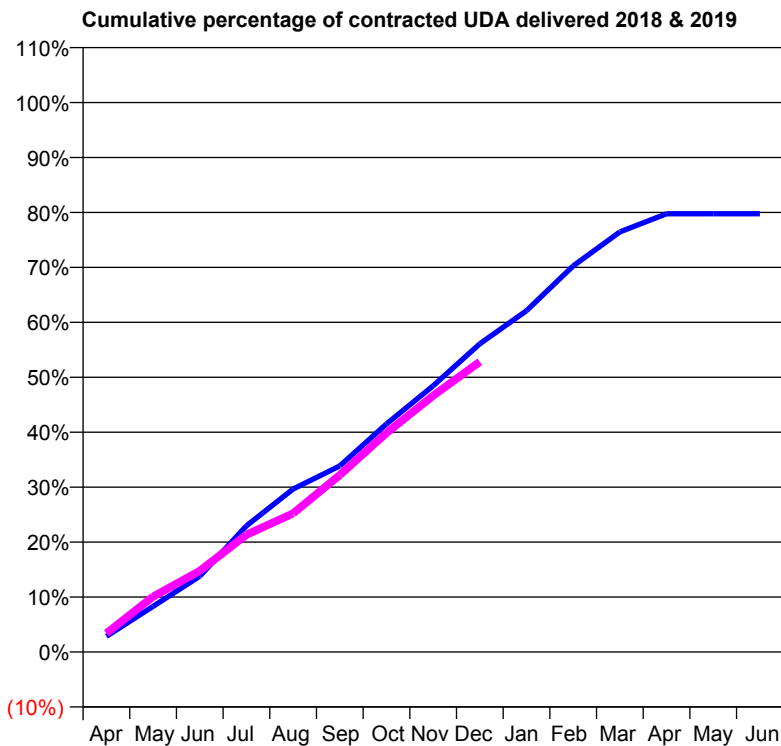
18/19 Contracted general activity (UDA)	12,000
Carry forward general activity (UDA)	0
18/19 Contracted orthodontic activity (UOA)	0
Carry forward orthodontic activity (UOA)	0
Baseline contract value	£371,366.07

ACCESS*

Patients seen in 24 months	Total	Change since previous quarter
Quarter ending December 2017	4,356	
Quarter ending March 2018	4,246	↓
Quarter ending June 2018	4,133	↓
Quarter ending September 2018	3,929	↓
Quarter ending December 2018	3,815	↓
Variance since December 2017	(12.4%)	↓



ACTIVITY



Month	Adjusted Scheduled Activity (UDA)	
	2018	2019
April	343	408
May	998	1,209
June	1,656	1,771
July	2,757	2,560
August	3,561	3,028
September	4,062	3,866
October	4,981	4,782
November	5,814	5,598
December	6,730	6,339
January	7,454	
February	8,433	
March	9,174	
April	9,569	
May	9,569	
June	9,571	

QUALITY

	Quantity	Base Number	Contract	AT	Region	England
% of FP17s for the same patient ID Re-attending within 3 months - Children	70	1,183	5.9%	11.3%	11.3%	11.8%
% of FP17s for the same patient ID Re-attending within 3 months - Adults	207	2,200	9.4%	16.1%	15.3%	15.6%
% of FP17s for the same patient ID Re-attending between 3 & 9 months - Children	693	1,183	58.6%	55.6%	61.1%	58.8%
% of FP17s for the same patient ID Re-attending between 3 & 9 months - Adults	1,081	2,200	49.1%	48.8%	52.4%	51.0%
% of FP17s for Band 1 Urgent Courses	236	3,199	7.4%	10.0%	9.5%	9.0%
% of FP17s Relating to Free Repair or Replacements	9	3,199	0.3%	0.5%	0.7%	0.8%
% of FP17s Relating to Continuations	41	3,199	1.3%	0.7%	0.8%	0.9%
% of Patients satisfied with the dentistry they have received	1	2	N/A	92.6%	93.1%	93.2%
% of Patients satisfied with the time they had to wait for an appointment	1	2	N/A	87.4%	87.8%	88.3%

* This is based on patients treated on this contract for their most recent course of treatment. Figures in italics indicate the base number of FP17s or Patient Questionnaire responses are less than 100. N/A is shown where the base number of responses is less than 10 during the period. % is calculated as Quantity/Base number*100

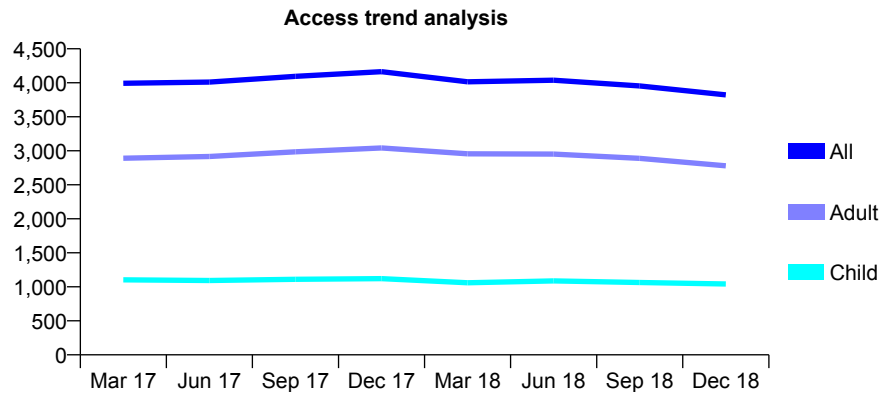
Q67 - Vital Signs At a Glance Contract Report for 101338/0116 - December 2018

Name or company name	Whitecross Dental Care Limited
Contract type name	GDS Contract
Purpose of contract	General
Contract start date	03/03/2010
Contract end date	

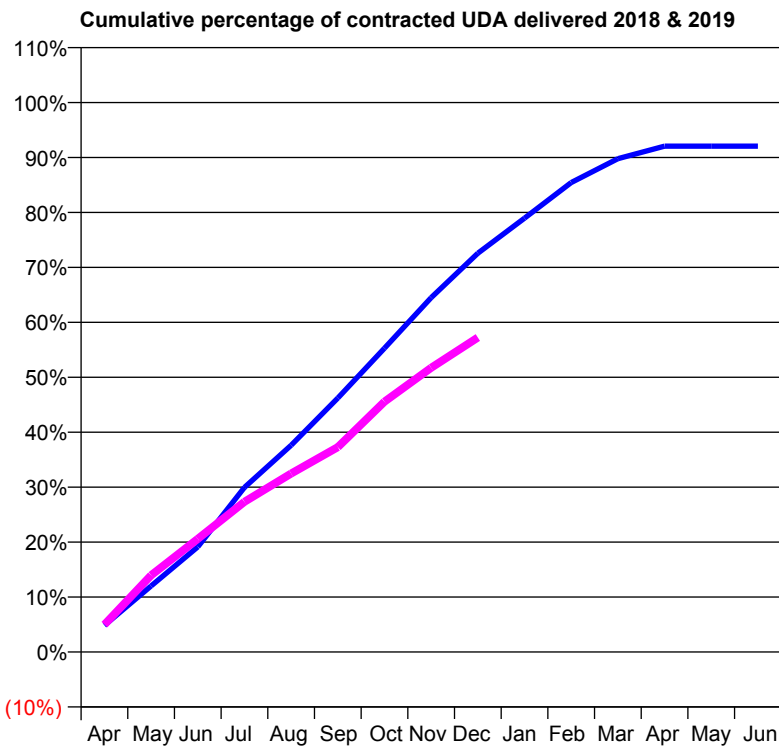
18/19 Contracted general activity (UDA)	14,000
Carry forward general activity (UDA)	0
18/19 Contracted orthodontic activity (UOA)	0
Carry forward orthodontic activity (UOA)	0
Baseline contract value	£375,234.48

ACCESS*

Patients seen in 24 months	Total	Change since previous quarter
Quarter ending December 2017	4,164	
Quarter ending March 2018	4,015	↓
Quarter ending June 2018	4,039	→
Quarter ending September 2018	3,953	↓
Quarter ending December 2018	3,822	↓
Variance since December 2017	(8.2%)	↓



ACTIVITY



Month	Adjusted Scheduled Activity (UDA)	
	2018	2019
April	679	699
May	1,684	1,957
June	2,678	2,882
July	4,195	3,826
August	5,269	4,548
September	6,470	5,219
October	7,742	6,380
November	9,027	7,241
December	10,159	8,011
January	11,055	
February	11,959	
March	12,569	
April	12,888	
May	12,888	
June	12,888	

QUALITY

	Quantity	Base Number	Contract	AT	Region	England
% of FP17s for the same patient ID Re-attending within 3 months - Children	74	1,203	6.2%	11.3%	11.3%	11.8%
% of FP17s for the same patient ID Re-attending within 3 months - Adults	331	2,719	12.2%	16.1%	15.3%	15.6%
% of FP17s for the same patient ID Re-attending between 3 & 9 months - Children	699	1,203	58.1%	55.6%	61.1%	58.8%
% of FP17s for the same patient ID Re-attending between 3 & 9 months - Adults	1,413	2,719	52.0%	48.8%	52.4%	51.0%
% of FP17s for Band 1 Urgent Courses	367	3,806	9.6%	10.0%	9.5%	9.0%
% of FP17s Relating to Free Repair or Replacements	0	3,806	0.0%	0.5%	0.7%	0.8%
% of FP17s Relating to Continuations	32	3,806	0.8%	0.7%	0.8%	0.9%
% of Patients satisfied with the dentistry they have received	1	1	N/A	92.6%	93.1%	93.2%
% of Patients satisfied with the time they had to wait for an appointment	1	1	N/A	87.4%	87.8%	88.3%

* This is based on patients treated on this contract for their most recent course of treatment. Figures in italics indicate the base number of FP17s or Patient Questionnaire responses are less than 100. N/A is shown where the base number of responses is less than 10 during the period. % is calculated as Quantity/Base number*100

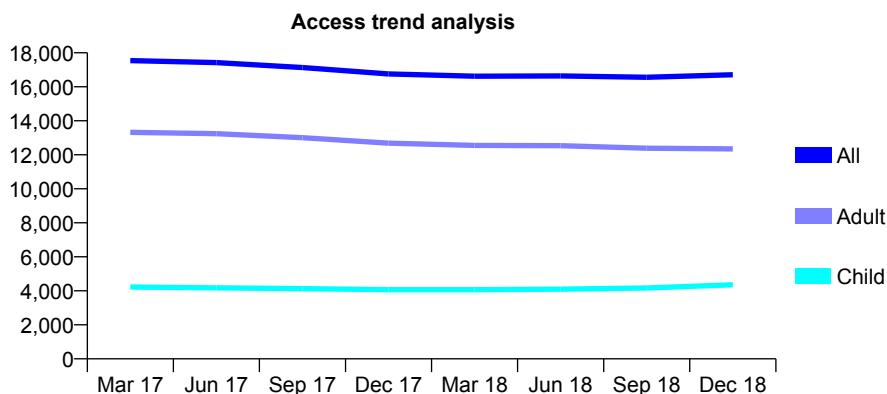
Q67 - Vital Signs At a Glance Contract Report for 101370/0009 - December 2018

Name or company name	Petrie Tucker & Partners Ltd
Contract type name	GDS Contract
Purpose of contract	General
Contract start date	01/04/2006
Contract end date	

18/19 Contracted general activity (UDA)	63,012
Carry forward general activity (UDA)	0
18/19 Contracted orthodontic activity (UOA)	0
Carry forward orthodontic activity (UOA)	0
Baseline contract value	£1,817,016.14

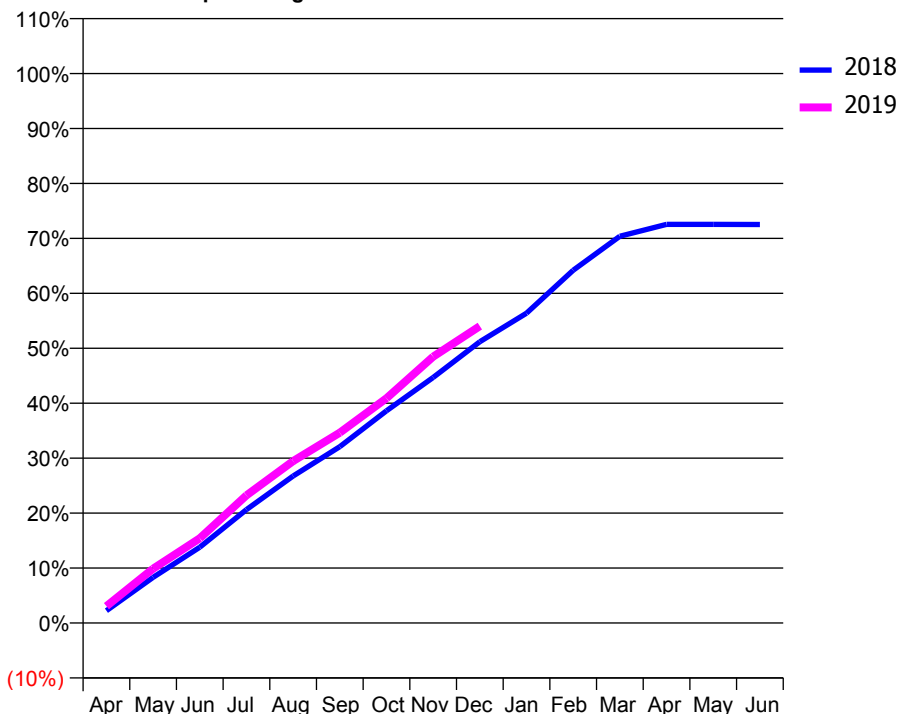
ACCESS*

Patients seen in 24 months	Total	Change since previous quarter
Quarter ending December 2017	16,760	
Quarter ending March 2018	16,620	→
Quarter ending June 2018	16,642	→
Quarter ending September 2018	16,557	→
Quarter ending December 2018	16,706	→
Variance since December 2017	(0.3%)	→



ACTIVITY

Cumulative percentage of contracted UDA delivered 2018 & 2019



Month	Adjusted Scheduled Activity (UDA)	
	2018	2019
April	1,415	1,929
May	5,242	6,229
June	8,686	9,717
July	13,012	14,642
August	16,865	18,577
September	20,221	21,835
October	24,333	25,777
November	28,156	30,547
December	32,257	34,043
January	35,527	
February	40,445	
March	44,345	
April	45,712	
May	45,710	
June	45,695	

QUALITY

	Quantity	Base Number	Contract	AT	Region	England
% of FP17s for the same patient ID Re-attending within 3 months - Children	253	4,600	5.5%	11.3%	11.3%	11.8%
% of FP17s for the same patient ID Re-attending within 3 months - Adults	1,511	12,849	11.8%	16.1%	15.3%	15.6%
% of FP17s for the same patient ID Re-attending between 3 & 9 months - Children	2,214	4,600	48.1%	55.6%	61.1%	58.8%
% of FP17s for the same patient ID Re-attending between 3 & 9 months - Adults	5,428	12,849	42.2%	48.8%	52.4%	51.0%
% of FP17s for Band 1 Urgent Courses	1,664	16,831	9.9%	10.0%	9.5%	9.0%
% of FP17s Relating to Free Repair or Replacements	89	16,831	0.5%	0.5%	0.7%	0.8%
% of FP17s Relating to Continuations	138	16,831	0.8%	0.7%	0.8%	0.9%
% of Patients satisfied with the dentistry they have received	13	13	100.0%	92.6%	93.1%	93.2%
% of Patients satisfied with the time they had to wait for an appointment	13	13	100.0%	87.4%	87.8%	88.3%

* This is based on patients treated on this contract for their most recent course of treatment. Figures in italics indicate the base number of FP17s or Patient Questionnaire responses are less than 100. N/A is shown where the base number of responses is less than 10 during the period. % is calculated as Quantity/Base number*100

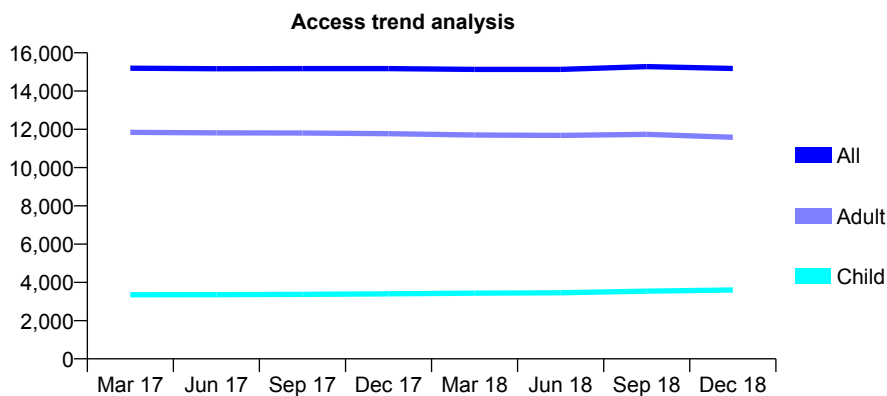
Q67 - Vital Signs At a Glance Contract Report for 101370/0097 - December 2018

Name or company name	Petrie Tucker & Partners Ltd
Contract type name	GDS Contract
Purpose of contract	General
Contract start date	01/04/2007
Contract end date	

18/19 Contracted general activity (UDA)	41,328
Carry forward general activity (UDA)	0
18/19 Contracted orthodontic activity (UOA)	0
Carry forward orthodontic activity (UOA)	0
Baseline contract value	£916,688.39

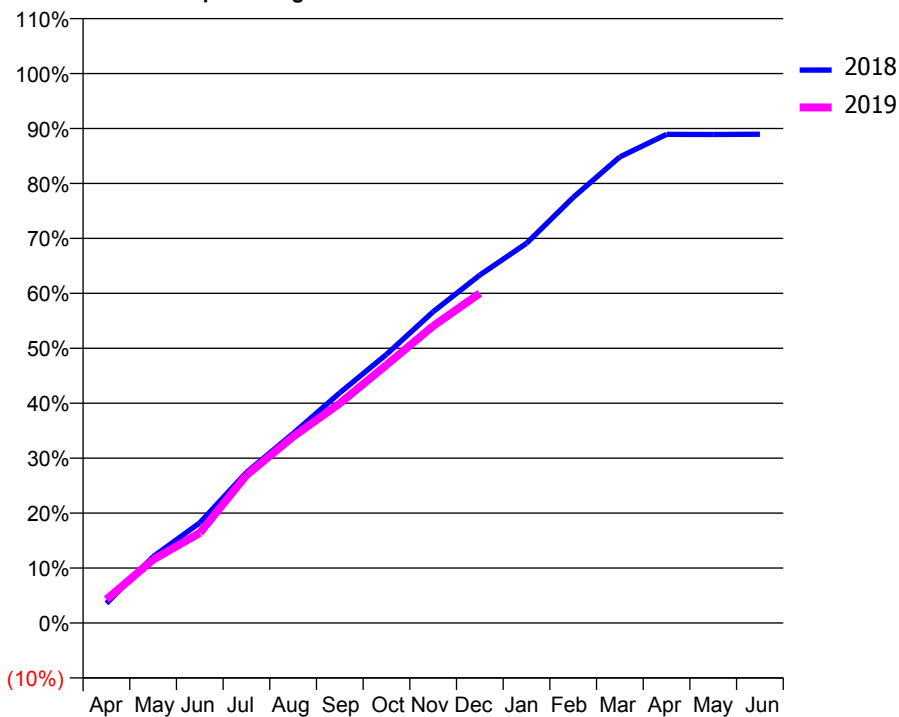
ACCESS*

Patients seen in 24 months	Total	Change since previous quarter
Quarter ending December 2017	15,172	
Quarter ending March 2018	15,133	→
Quarter ending June 2018	15,131	→
Quarter ending September 2018	15,276	→
Quarter ending December 2018	15,182	→
Variance since December 2017	0.1%	→



ACTIVITY

Cumulative percentage of contracted UDA delivered 2018 & 2019



Month	Adjusted Scheduled Activity (UDA)	
	2018	2019
April	1,483	1,769
May	4,989	4,764
June	7,535	6,779
July	11,329	11,130
August	14,254	14,017
September	17,316	16,519
October	20,200	19,416
November	23,411	22,339
December	26,169	24,800
January	28,561	
February	32,004	
March	35,056	
April	36,752	
May	36,746	
June	36,758	

QUALITY

	Quantity	Base Number	Contract	AT	Region	England
% of FP17s for the same patient ID Re-attending within 3 months - Children	153	3,177	4.8%	11.3%	11.3%	11.8%
% of FP17s for the same patient ID Re-attending within 3 months - Adults	1,121	9,746	11.5%	16.1%	15.3%	15.6%
% of FP17s for the same patient ID Re-attending between 3 & 9 months - Children	1,133	3,177	35.7%	55.6%	61.1%	58.8%
% of FP17s for the same patient ID Re-attending between 3 & 9 months - Adults	2,974	9,746	30.5%	48.8%	52.4%	51.0%
% of FP17s for Band 1 Urgent Courses	1,092	12,183	9.0%	10.0%	9.5%	9.0%
% of FP17s Relating to Free Repair or Replacements	54	12,183	0.4%	0.5%	0.7%	0.8%
% of FP17s Relating to Continuations	115	12,183	0.9%	0.7%	0.8%	0.9%
% of Patients satisfied with the dentistry they have received	9	10	90.0%	92.6%	93.1%	93.2%
% of Patients satisfied with the time they had to wait for an appointment	9	10	90.0%	87.4%	87.8%	88.3%

* This is based on patients treated on this contract for their most recent course of treatment. Figures in italics indicate the base number of FP17s or Patient Questionnaire responses are less than 100. N/A is shown where the base number of responses is less than 10 during the period. % is calculated as Quantity/Base number*100

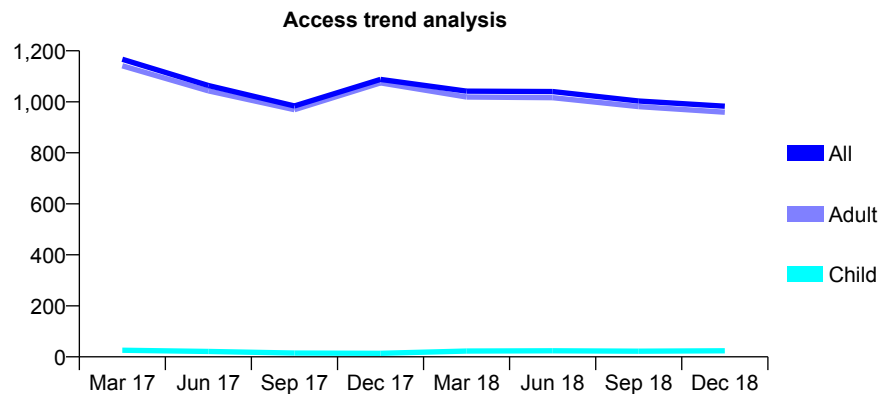
Q67 - Vital Signs At a Glance Contract Report for 101370/0133 - December 2018

Name or company name	Petrie Tucker & Partners Ltd
Contract type name	PDS Contract
Purpose of contract	General
Contract start date	01/04/2012
Contract end date	31/03/2019

18/19 Contracted general activity (UDA)	4,650
Carry forward general activity (UDA)	0
18/19 Contracted orthodontic activity (UOA)	0
Carry forward orthodontic activity (UOA)	0
Baseline contract value	£329,713.83

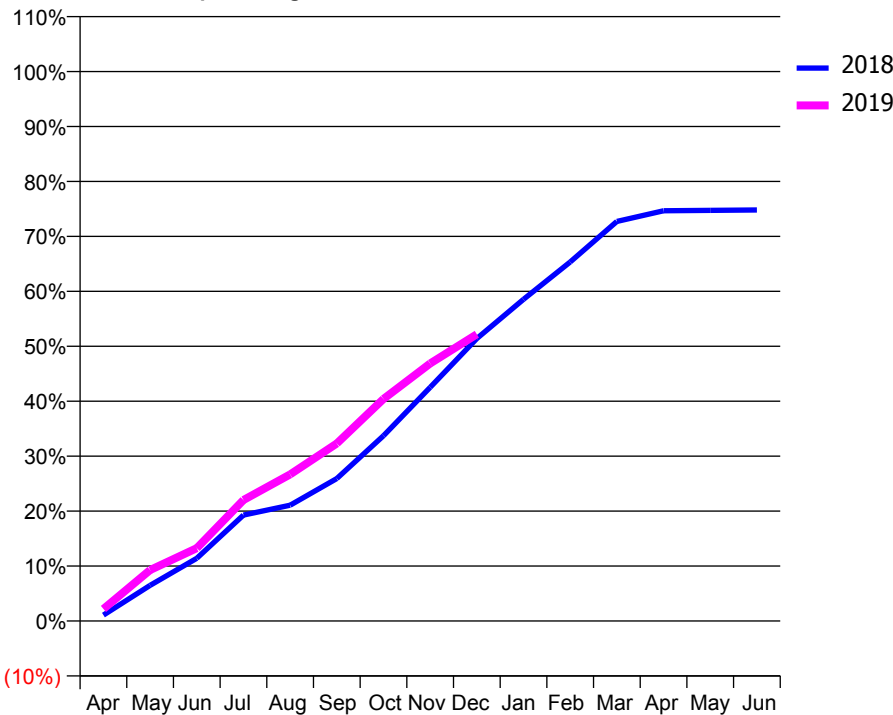
ACCESS*

Patients seen in 24 months	Total	Change since previous quarter
Quarter ending December 2017	1,088	
Quarter ending March 2018	1,042	↓
Quarter ending June 2018	1,040	→
Quarter ending September 2018	1,003	↓
Quarter ending December 2018	983	↓
Variance since December 2017	(9.7%)	↓



ACTIVITY

Cumulative percentage of contracted UDA delivered 2018 & 2019



Month	Adjusted Scheduled Activity (UDA)	
	2018	2019
April	50	102
May	302	432
June	531	617
July	896	1,024
August	980	1,241
September	1,206	1,502
October	1,568	1,879
November	1,977	2,180
December	2,391	2,427
January	2,722	
February	3,038	
March	3,381	
April	3,472	
May	3,475	
June	3,478	

QUALITY

	Quantity	Base Number	Contract	AT	Region	England
% of FP17s for the same patient ID Re-attending within 3 months - Children	1	44	2.3%	11.3%	11.3%	11.8%
% of FP17s for the same patient ID Re-attending within 3 months - Adults	7	729	1.0%	16.1%	15.3%	15.6%
% of FP17s for the same patient ID Re-attending between 3 & 9 months - Children	0	44	0.0%	55.6%	61.1%	58.8%
% of FP17s for the same patient ID Re-attending between 3 & 9 months - Adults	9	729	1.2%	48.8%	52.4%	51.0%
% of FP17s for Band 1 Urgent Courses	0	740	0.0%	10.0%	9.5%	9.0%
% of FP17s Relating to Free Repair or Replacements	1	740	0.1%	0.5%	0.7%	0.8%
% of FP17s Relating to Continuations	20	740	2.7%	0.7%	0.8%	0.9%
% of Patients satisfied with the dentistry they have received	1	1	N/A	92.6%	93.1%	93.2%
% of Patients satisfied with the time they had to wait for an appointment	1	1	N/A	87.4%	87.8%	88.3%

* This is based on patients treated on this contract for their most recent course of treatment. Figures in italics indicate the base number of FP17s or Patient Questionnaire responses are less than 100. N/A is shown where the base number of responses is less than 10 during the period. % is calculated as Quantity/Base number*100

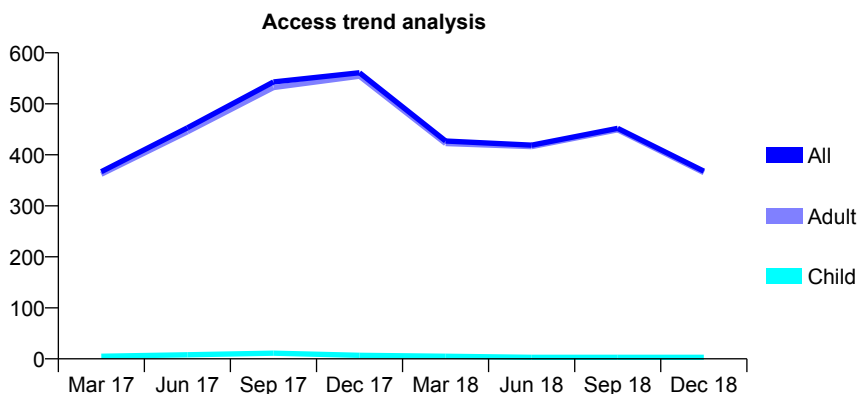
Q67 - Vital Signs At a Glance Contract Report for 101370/0135 - December 2018

Name or company name	Petrie Tucker & Partners Ltd
Contract type name	PDS Contract
Purpose of contract	General
Contract start date	01/04/2012
Contract end date	31/03/2019

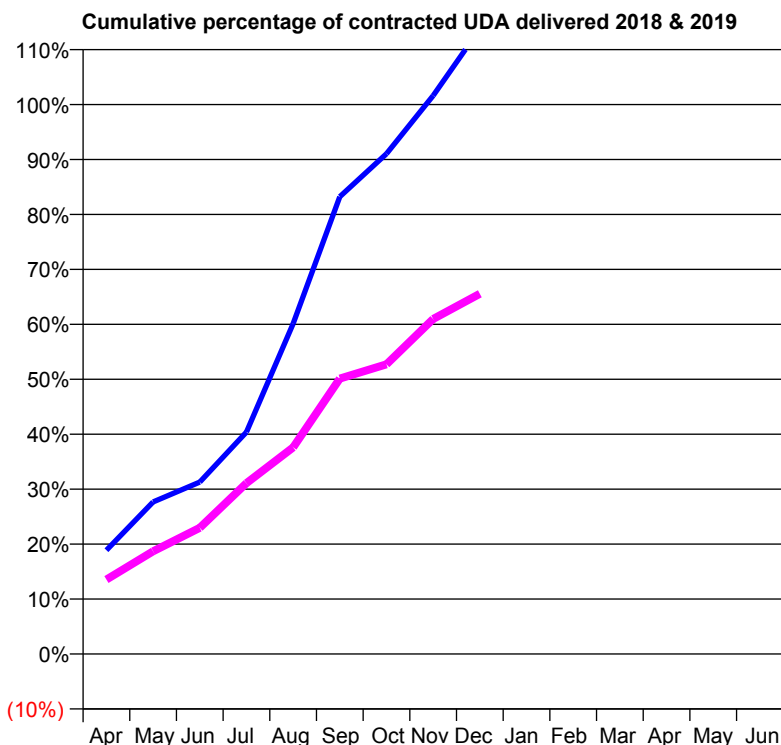
18/19 Contracted general activity (UDA)	1,550
Carry forward general activity (UDA)	0
18/19 Contracted orthodontic activity (UOA)	0
Carry forward orthodontic activity (UOA)	0
Baseline contract value	£79,329.64

ACCESS*

Patients seen in 24 months	Total	Change since previous quarter
Quarter ending December 2017	561	
Quarter ending March 2018	427	↓
Quarter ending June 2018	419	↓
Quarter ending September 2018	452	↑
Quarter ending December 2018	368	↓
Variance since December 2017	(34.4%)	↓



ACTIVITY



Month	Adjusted Scheduled Activity (UDA)	
	2018	2019
April	293	210
May	429	290
June	485	356
July	626	482
August	932	583
September	1,290	777
October	1,411	817
November	1,575	945
December	1,763	1,016
January	1,769	
February	1,784	
March	1,796	
April	1,802	
May	1,802	
June	1,805	

QUALITY

	Quantity	Base Number	Contract	AT	Region	England
% of FP17s for the same patient ID Re-attending within 3 months - Children	0	1	0.0%	11.3%	11.3%	11.8%
% of FP17s for the same patient ID Re-attending within 3 months - Adults	4	351	1.1%	16.1%	15.3%	15.6%
% of FP17s for the same patient ID Re-attending between 3 & 9 months - Children	0	1	0.0%	55.6%	61.1%	58.8%
% of FP17s for the same patient ID Re-attending between 3 & 9 months - Adults	1	351	0.3%	48.8%	52.4%	51.0%
% of FP17s for Band 1 Urgent Courses	0	348	0.0%	10.0%	9.5%	9.0%
% of FP17s Relating to Free Repair or Replacements	0	348	0.0%	0.5%	0.7%	0.8%
% of FP17s Relating to Continuations	0	348	0.0%	0.7%	0.8%	0.9%
% of Patients satisfied with the dentistry they have received	0	0	N/A	92.6%	93.1%	93.2%
% of Patients satisfied with the time they had to wait for an appointment	0	0	N/A	87.4%	87.8%	88.3%

* This is based on patients treated on this contract for their most recent course of treatment. Figures in italics indicate the base number of FP17s or Patient Questionnaire responses are less than 100. N/A is shown where the base number of responses is less than 10 during the period. % is calculated as Quantity/Base number*100

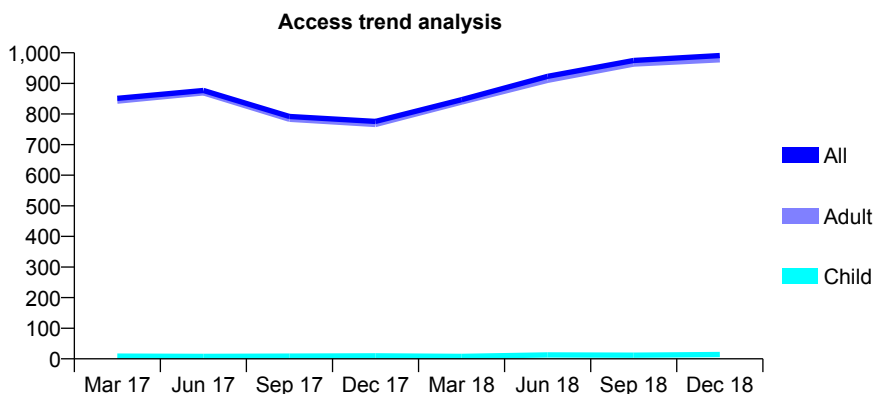
Q67 - Vital Signs At a Glance Contract Report for 101370/0138 - December 2018

Name or company name	Petrie Tucker & Partners Ltd
Contract type name	PDS Contract
Purpose of contract	General
Contract start date	01/04/2014
Contract end date	31/03/2019

18/19 Contracted general activity (UDA)	3,100
Carry forward general activity (UDA)	0
18/19 Contracted orthodontic activity (UOA)	0
Carry forward orthodontic activity (UOA)	0
Baseline contract value	£239,641.63

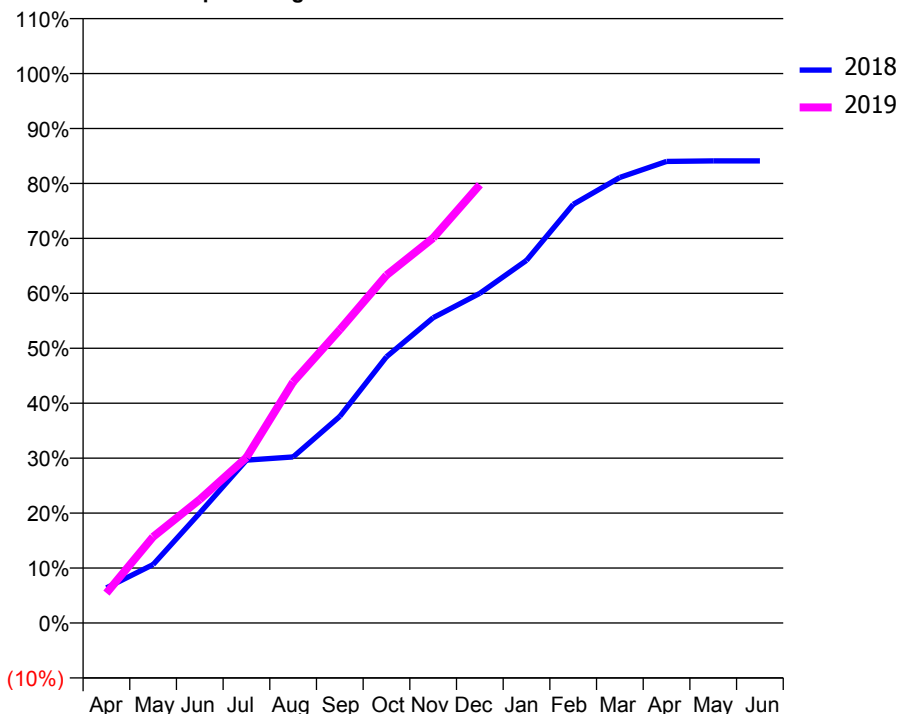
ACCESS*

Patients seen in 24 months	Total	Change since previous quarter
Quarter ending December 2017	776	
Quarter ending March 2018	847	↑
Quarter ending June 2018	923	↑
Quarter ending September 2018	975	↑
Quarter ending December 2018	991	→
Variance since December 2017	27.7%	↑



ACTIVITY

Cumulative percentage of contracted UDA delivered 2018 & 2019



Month	Adjusted Scheduled Activity (UDA)	
	2018	2019
April	198	169
May	330	486
June	621	697
July	919	934
August	937	1,360
September	1,166	1,655
October	1,502	1,962
November	1,722	2,172
December	1,860	2,472
January	2,046	
February	2,362	
March	2,514	
April	2,604	
May	2,607	
June	2,607	

QUALITY

	Quantity	Base Number	Contract	AT	Region	England
% of FP17s for the same patient ID Re-attending within 3 months - Children	0	19	0.0%	11.3%	11.3%	11.8%
% of FP17s for the same patient ID Re-attending within 3 months - Adults	2	841	0.2%	16.1%	15.3%	15.6%
% of FP17s for the same patient ID Re-attending between 3 & 9 months - Children	0	19	0.0%	55.6%	61.1%	58.8%
% of FP17s for the same patient ID Re-attending between 3 & 9 months - Adults	3	841	0.4%	48.8%	52.4%	51.0%
% of FP17s for Band 1 Urgent Courses	0	828	0.0%	10.0%	9.5%	9.0%
% of FP17s Relating to Free Repair or Replacements	0	828	0.0%	0.5%	0.7%	0.8%
% of FP17s Relating to Continuations	3	828	0.4%	0.7%	0.8%	0.9%
% of Patients satisfied with the dentistry they have received	0	0	N/A	92.6%	93.1%	93.2%
% of Patients satisfied with the time they had to wait for an appointment	0	0	N/A	87.4%	87.8%	88.3%

* This is based on patients treated on this contract for their most recent course of treatment. Figures in italics indicate the base number of FP17s or Patient Questionnaire responses are less than 100. N/A is shown where the base number of responses is less than 10 during the period. % is calculated as Quantity/Base number*100

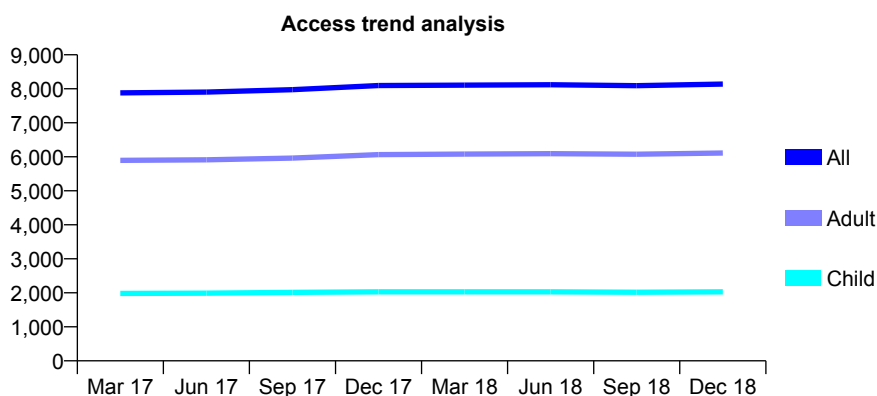
Q67 - Vital Signs At a Glance Contract Report for 101435/0142 - December 2018

Name or company name	IDH Limited
Contract type name	GDS Contract
Purpose of contract	General
Contract start date	01/06/2011
Contract end date	

18/19 Contracted general activity (UDA)	26,899
Carry forward general activity (UDA)	0
18/19 Contracted orthodontic activity (UOA)	0
Carry forward orthodontic activity (UOA)	0
Baseline contract value	£661,377.44

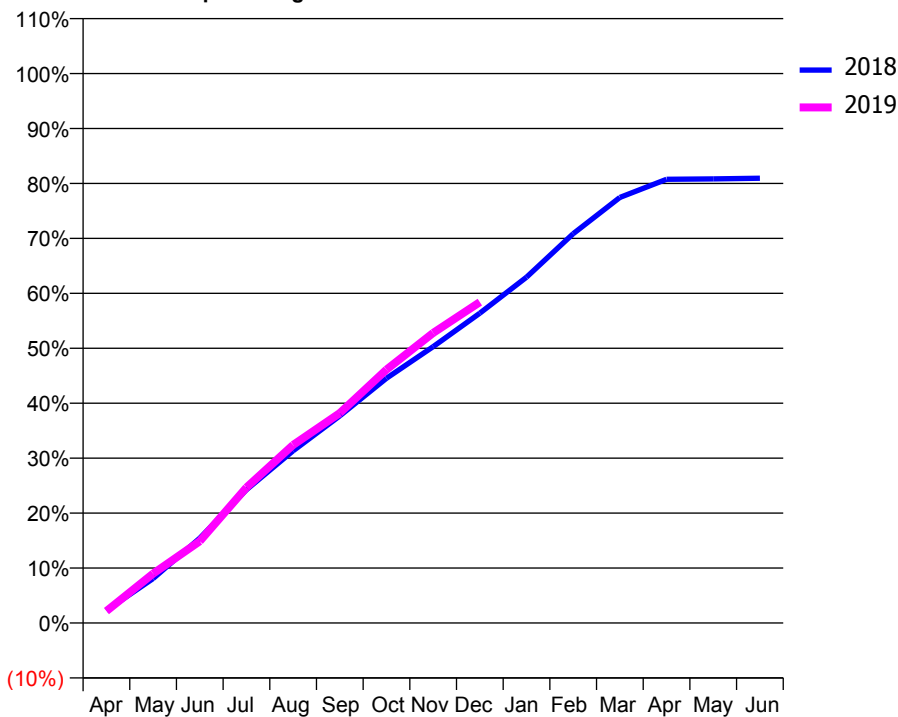
ACCESS*

Patients seen in 24 months	Total	Change since previous quarter
Quarter ending December 2017	8,096	
Quarter ending March 2018	8,107	→
Quarter ending June 2018	8,120	→
Quarter ending September 2018	8,092	→
Quarter ending December 2018	8,138	→
Variance since December 2017	0.5%	→



ACTIVITY

Cumulative percentage of contracted UDA delivered 2018 & 2019



Month	Adjusted Scheduled Activity (UDA)	
	2018	2019
April	619	582
May	2,177	2,421
June	4,152	4,005
July	6,521	6,636
August	8,432	8,718
September	10,144	10,278
October	11,980	12,403
November	13,527	14,199
December	15,164	15,710
January	16,932	
February	19,056	
March	20,832	
April	21,724	
May	21,742	
June	21,771	

QUALITY

	Quantity	Base Number	Contract	AT	Region	England
% of FP17s for the same patient ID Re-attending within 3 months - Children	91	2,118	4.3%	11.3%	11.3%	11.8%
% of FP17s for the same patient ID Re-attending within 3 months - Adults	622	6,109	10.2%	16.1%	15.3%	15.6%
% of FP17s for the same patient ID Re-attending between 3 & 9 months - Children	1,154	2,118	54.5%	55.6%	61.1%	58.8%
% of FP17s for the same patient ID Re-attending between 3 & 9 months - Adults	3,042	6,109	49.8%	48.8%	52.4%	51.0%
% of FP17s for Band 1 Urgent Courses	547	7,796	7.0%	10.0%	9.5%	9.0%
% of FP17s Relating to Free Repair or Replacements	76	7,796	1.0%	0.5%	0.7%	0.8%
% of FP17s Relating to Continuations	94	7,796	1.2%	0.7%	0.8%	0.9%
% of Patients satisfied with the dentistry they have received	4	4	N/A	92.6%	93.1%	93.2%
% of Patients satisfied with the time they had to wait for an appointment	3	4	N/A	87.4%	87.8%	88.3%

* This is based on patients treated on this contract for their most recent course of treatment. Figures in italics indicate the base number of FP17s or Patient Questionnaire responses are less than 100. N/A is shown where the base number of responses is less than 10 during the period. % is calculated as Quantity/Base number*100

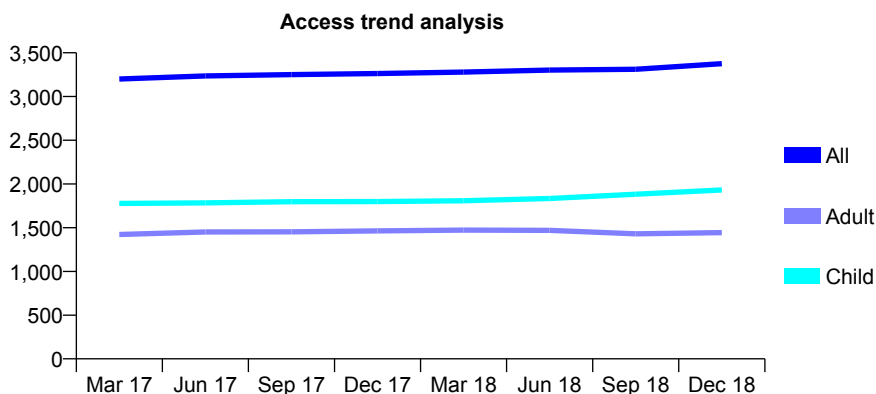
Q67 - Vital Signs At a Glance Contract Report for 102040/0001 - December 2018

Name or company name	Dr Fayaz Jetha
Contract type name	GDS Contract
Purpose of contract	General
Contract start date	20/04/2015
Contract end date	

18/19 Contracted general activity (UDA)	8,926
Carry forward general activity (UDA)	0
18/19 Contracted orthodontic activity (UOA)	0
Carry forward orthodontic activity (UOA)	0
Baseline contract value	£223,948.13

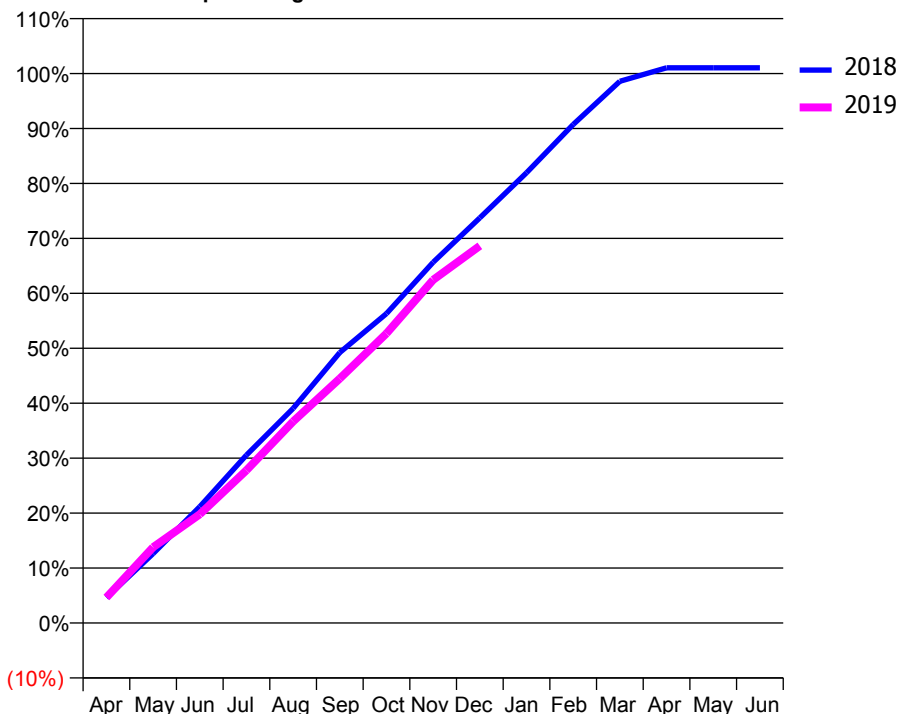
ACCESS*

Patients seen in 24 months	Total	Change since previous quarter
Quarter ending December 2017	3,263	
Quarter ending March 2018	3,280	→
Quarter ending June 2018	3,303	→
Quarter ending September 2018	3,311	→
Quarter ending December 2018	3,375	→
Variance since December 2017	3.4%	↑



ACTIVITY

Cumulative percentage of contracted UDA delivered 2018 & 2019



Month	Adjusted Scheduled Activity (UDA)	
	2018	2019
April	413	415
May	1,128	1,232
June	1,889	1,766
July	2,729	2,482
August	3,487	3,273
September	4,393	3,971
October	5,027	4,703
November	5,861	5,573
December	6,582	6,126
January	7,313	
February	8,097	
March	8,799	
April	9,018	
May	9,018	
June	9,019	

QUALITY

	Quantity	Base Number	Contract	AT	Region	England
% of FP17s for the same patient ID Re-attending within 3 months - Children	129	1,937	6.7%	11.3%	11.3%	11.8%
% of FP17s for the same patient ID Re-attending within 3 months - Adults	194	1,159	16.7%	16.1%	15.3%	15.6%
% of FP17s for the same patient ID Re-attending between 3 & 9 months - Children	945	1,937	48.8%	55.6%	61.1%	58.8%
% of FP17s for the same patient ID Re-attending between 3 & 9 months - Adults	427	1,159	36.8%	48.8%	52.4%	51.0%
% of FP17s for Band 1 Urgent Courses	356	2,977	12.0%	10.0%	9.5%	9.0%
% of FP17s Relating to Free Repair or Replacements	0	2,977	0.0%	0.5%	0.7%	0.8%
% of FP17s Relating to Continuations	1	2,977	0.0%	0.7%	0.8%	0.9%
% of Patients satisfied with the dentistry they have received	0	0	N/A	92.6%	93.1%	93.2%
% of Patients satisfied with the time they had to wait for an appointment	0	0	N/A	87.4%	87.8%	88.3%

* This is based on patients treated on this contract for their most recent course of treatment. Figures in italics indicate the base number of FP17s or Patient Questionnaire responses are less than 100. N/A is shown where the base number of responses is less than 10 during the period. % is calculated as Quantity/Base number*100

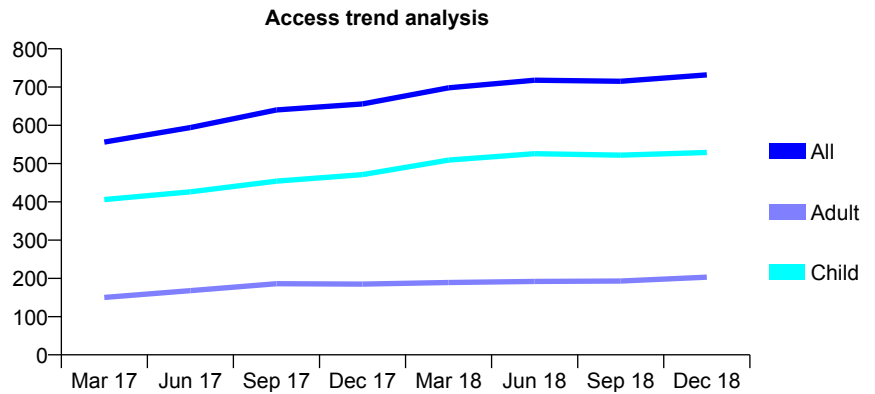
Q67 - Vital Signs At a Glance Contract Report for 103705/0001 - December 2018

Name or company name	Fourways Dental Surgery
Contract type name	GDS Contract
Purpose of contract	General
Contract start date	20/12/2015
Contract end date	

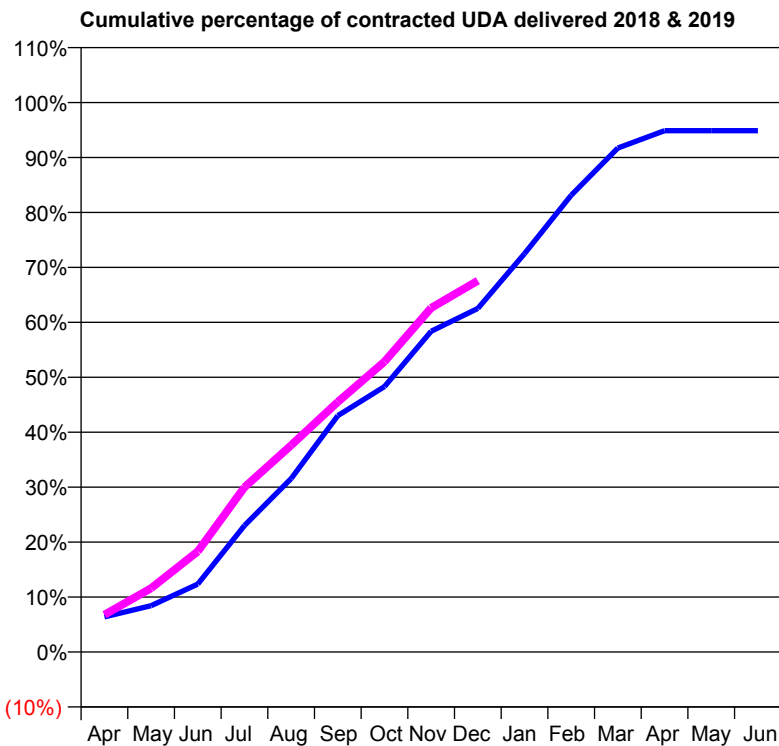
18/19 Contracted general activity (UDA)	1,460
Carry forward general activity (UDA)	0
18/19 Contracted orthodontic activity (UOA)	0
Carry forward orthodontic activity (UOA)	0
Baseline contract value	£36,710.44

ACCESS*

Patients seen in 24 months	Total	Change since previous quarter
Quarter ending December 2017	656	
Quarter ending March 2018	698	↑
Quarter ending June 2018	718	↑
Quarter ending September 2018	715	→
Quarter ending December 2018	732	↑
Variance since December 2017	11.6%	↑



ACTIVITY



Month	Adjusted Scheduled Activity (UDA)	
	2018	2019
April	93	99
May	123	170
June	180	267
July	336	438
August	461	549
September	628	665
October	705	772
November	852	914
December	913	986
January	1,058	
February	1,214	
March	1,339	
April	1,385	
May	1,385	
June	1,385	

QUALITY

	Quantity	Base Number	Contract	AT	Region	England
% of FP17s for the same patient ID Re-attending within 3 months - Children	38	603	6.3%	11.3%	11.3%	11.8%
% of FP17s for the same patient ID Re-attending within 3 months - Adults	18	139	12.9%	16.1%	15.3%	15.6%
% of FP17s for the same patient ID Re-attending between 3 & 9 months - Children	375	603	62.2%	55.6%	61.1%	58.8%
% of FP17s for the same patient ID Re-attending between 3 & 9 months - Adults	78	139	56.1%	48.8%	52.4%	51.0%
% of FP17s for Band 1 Urgent Courses	28	708	4.0%	10.0%	9.5%	9.0%
% of FP17s Relating to Free Repair or Replacements	0	708	0.0%	0.5%	0.7%	0.8%
% of FP17s Relating to Continuations	0	708	0.0%	0.7%	0.8%	0.9%
% of Patients satisfied with the dentistry they have received	1	1	N/A	92.6%	93.1%	93.2%
% of Patients satisfied with the time they had to wait for an appointment	1	1	N/A	87.4%	87.8%	88.3%

* This is based on patients treated on this contract for their most recent course of treatment. Figures in italics indicate the base number of FP17s or Patient Questionnaire responses are less than 100. N/A is shown where the base number of responses is less than 10 during the period. % is calculated as Quantity/Base number*100

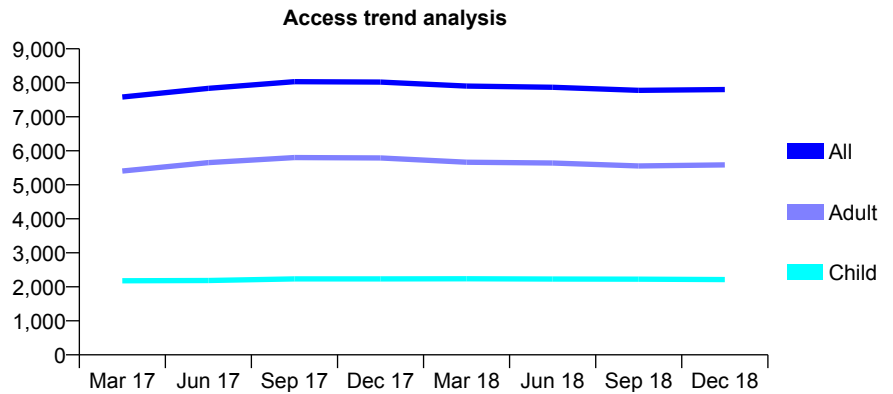
Q67 - Vital Signs At a Glance Contract Report for 104981/0001 - December 2018

Name or company name	Pennypot Dental Practice Ltd
Contract type name	GDS Contract
Purpose of contract	General
Contract start date	11/04/2011
Contract end date	

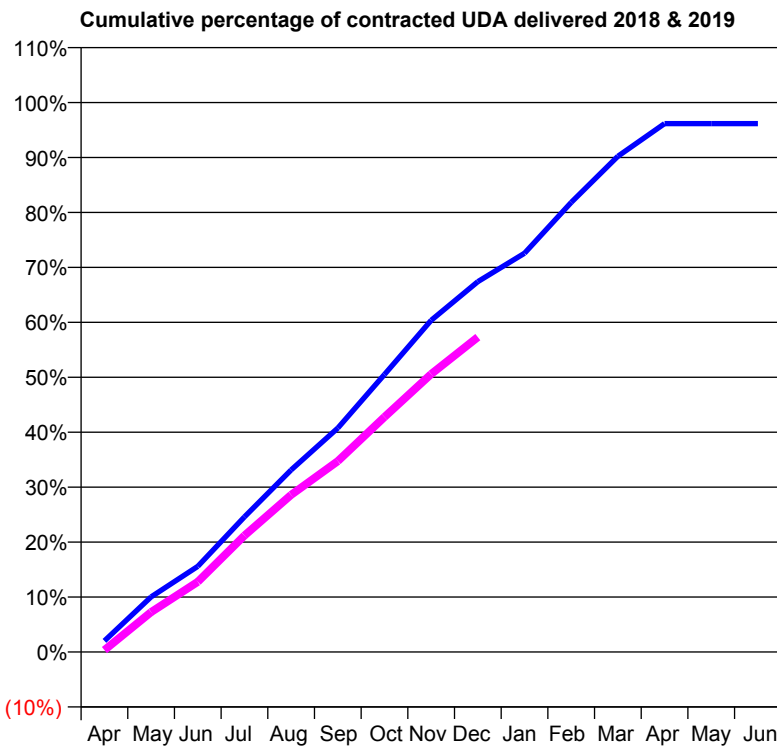
18/19 Contracted general activity (UDA)	22,682
Carry forward general activity (UDA)	872
18/19 Contracted orthodontic activity (UOA)	0
Carry forward orthodontic activity (UOA)	0
Baseline contract value	£604,557.08

ACCESS*

Patients seen in 24 months	Total	Change since previous quarter
Quarter ending December 2017	8,022	
Quarter ending March 2018	7,904	↓
Quarter ending June 2018	7,868	→
Quarter ending September 2018	7,780	↓
Quarter ending December 2018	7,801	→
Variance since December 2017	(2.8%)	↓



ACTIVITY



Month	Adjusted Scheduled Activity (UDA)	
	2018	2019
April	461	78
May	2,274	1,646
June	3,535	2,895
July	5,579	4,808
August	7,514	6,488
September	9,246	7,880
October	11,455	9,701
November	13,693	11,473
December	15,290	12,997
January	16,458	
February	18,560	
March	20,463	
April	21,809	
May	21,810	
June	21,810	

QUALITY

	Quantity	Base Number	Contract	AT	Region	England
% of FP17s for the same patient ID Re-attending within 3 months - Children	259	2,691	9.6%	11.3%	11.3%	11.8%
% of FP17s for the same patient ID Re-attending within 3 months - Adults	850	6,064	14.0%	16.1%	15.3%	15.6%
% of FP17s for the same patient ID Re-attending between 3 & 9 months - Children	1,646	2,691	61.2%	55.6%	61.1%	58.8%
% of FP17s for the same patient ID Re-attending between 3 & 9 months - Adults	3,490	6,064	57.6%	48.8%	52.4%	51.0%
% of FP17s for Band 1 Urgent Courses	968	8,184	11.8%	10.0%	9.5%	9.0%
% of FP17s Relating to Free Repair or Replacements	9	8,184	0.1%	0.5%	0.7%	0.8%
% of FP17s Relating to Continuations	5	8,184	0.1%	0.7%	0.8%	0.9%
% of Patients satisfied with the dentistry they have received	1	1	N/A	92.6%	93.1%	93.2%
% of Patients satisfied with the time they had to wait for an appointment	1	1	N/A	87.4%	87.8%	88.3%

* This is based on patients treated on this contract for their most recent course of treatment. Figures in italics indicate the base number of FP17s or Patient Questionnaire responses are less than 100. N/A is shown where the base number of responses is less than 10 during the period. % is calculated as Quantity/Base number*100

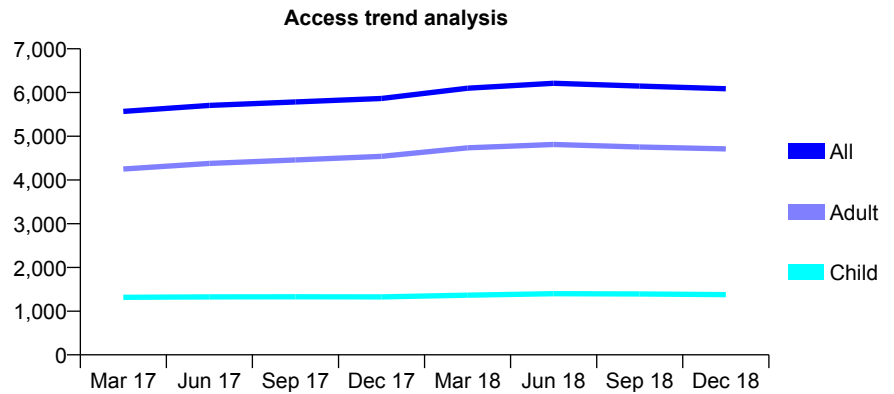
Q67 - Vital Signs At a Glance Contract Report for 104981/0002 - December 2018

Name or company name	Pennypot Dental Practice Ltd
Contract type name	GDS Contract
Purpose of contract	General
Contract start date	11/04/2011
Contract end date	

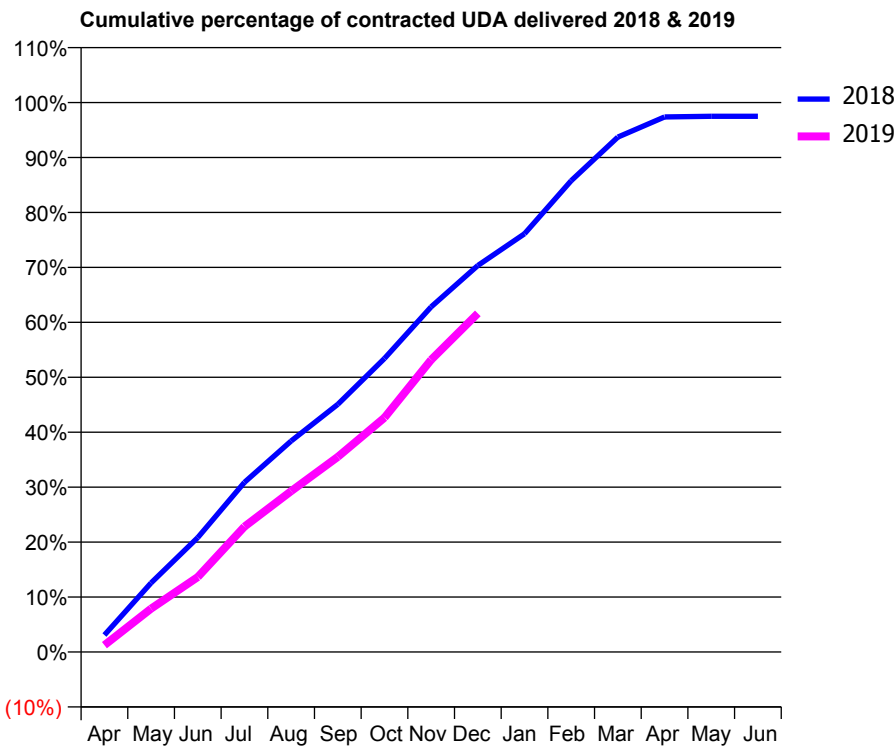
18/19 Contracted general activity (UDA)	15,124
Carry forward general activity (UDA)	379
18/19 Contracted orthodontic activity (UOA)	0
Carry forward orthodontic activity (UOA)	0
Baseline contract value	£403,038.04

ACCESS*

Patients seen in 24 months	Total	Change since previous quarter
Quarter ending December 2017	5,865	
Quarter ending March 2018	6,100	↑
Quarter ending June 2018	6,212	→
Quarter ending September 2018	6,148	↓
Quarter ending December 2018	6,087	→
Variance since December 2017	3.8%	↑



ACTIVITY



Month	Adjusted Scheduled Activity (UDA)	
	2018	2019
April	469	188
May	1,902	1,193
June	3,149	2,063
July	4,671	3,453
August	5,809	4,428
September	6,816	5,371
October	8,081	6,451
November	9,499	8,041
December	10,638	9,322
January	11,513	
February	12,973	
March	14,170	
April	14,725	
May	14,744	
June	14,744	

QUALITY

	Quantity	Base Number	Contract	AT	Region	England
% of FP17s for the same patient ID Re-attending within 3 months - Children	114	1,626	7.0%	11.3%	11.3%	11.8%
% of FP17s for the same patient ID Re-attending within 3 months - Adults	565	5,027	11.2%	16.1%	15.3%	15.6%
% of FP17s for the same patient ID Re-attending between 3 & 9 months - Children	1,007	1,626	61.9%	55.6%	61.1%	58.8%
% of FP17s for the same patient ID Re-attending between 3 & 9 months - Adults	3,171	5,027	63.1%	48.8%	52.4%	51.0%
% of FP17s for Band 1 Urgent Courses	509	5,765	8.8%	10.0%	9.5%	9.0%
% of FP17s Relating to Free Repair or Replacements	23	5,765	0.4%	0.5%	0.7%	0.8%
% of FP17s Relating to Continuations	14	5,765	0.2%	0.7%	0.8%	0.9%
% of Patients satisfied with the dentistry they have received	1	2	N/A	92.6%	93.1%	93.2%
% of Patients satisfied with the time they had to wait for an appointment	2	2	N/A	87.4%	87.8%	88.3%

* This is based on patients treated on this contract for their most recent course of treatment. Figures in italics indicate the base number of FP17s or Patient Questionnaire responses are less than 100. N/A is shown where the base number of responses is less than 10 during the period. % is calculated as Quantity/Base number*100

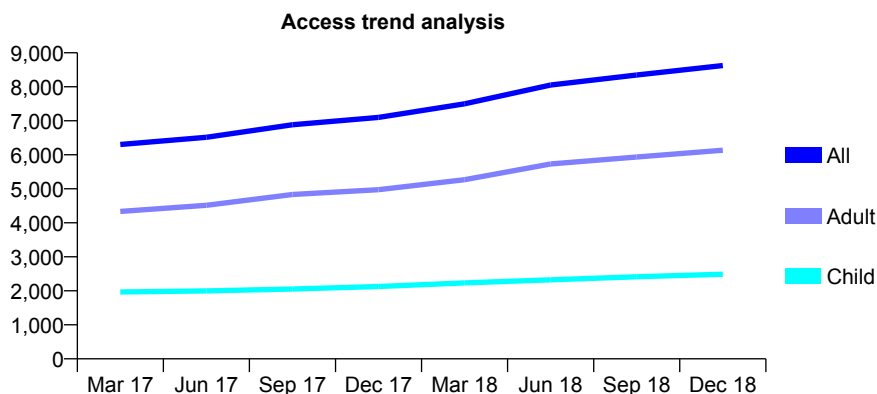
Q67 - Vital Signs At a Glance Contract Report for 104981/0003 - December 2018

Name or company name	Pennypot Dental Practice Ltd
Contract type name	GDS Contract
Purpose of contract	General
Contract start date	11/04/2011
Contract end date	

18/19 Contracted general activity (UDA)	21,000
Carry forward general activity (UDA)	0
18/19 Contracted orthodontic activity (UOA)	0
Carry forward orthodontic activity (UOA)	0
Baseline contract value	£545,880.00

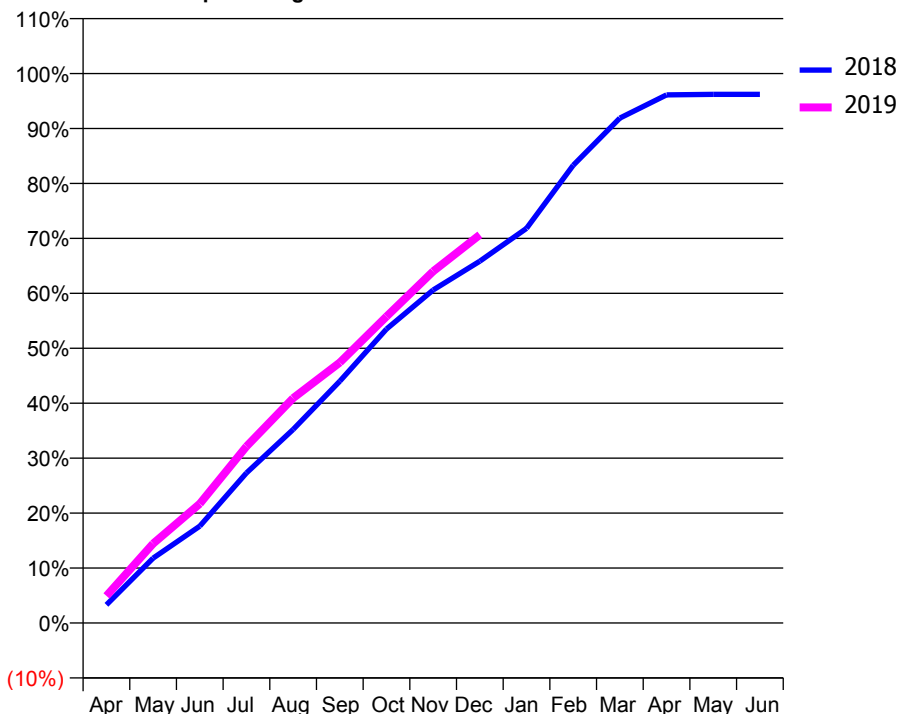
ACCESS*

Patients seen in 24 months	Total	Change since previous quarter
Quarter ending December 2017	7,100	
Quarter ending March 2018	7,500	↑
Quarter ending June 2018	8,054	↑
Quarter ending September 2018	8,348	↑
Quarter ending December 2018	8,625	↑
Variance since December 2017	21.5%	↑



ACTIVITY

Cumulative percentage of contracted UDA delivered 2018 & 2019



Month	Adjusted Scheduled Activity (UDA)	
	2018	2019
April	630	1,035
May	2,242	3,034
June	3,350	4,556
July	5,191	6,747
August	6,690	8,597
September	8,360	9,954
October	10,163	11,711
November	11,515	13,439
December	12,512	14,839
January	13,646	
February	15,827	
March	17,458	
April	18,262	
May	18,280	
June	18,281	

QUALITY

	Quantity	Base Number	Contract	AT	Region	England
% of FP17s for the same patient ID Re-attending within 3 months - Children	180	2,915	6.2%	11.3%	11.3%	11.8%
% of FP17s for the same patient ID Re-attending within 3 months - Adults	728	6,347	11.5%	16.1%	15.3%	15.6%
% of FP17s for the same patient ID Re-attending between 3 & 9 months - Children	1,813	2,915	62.2%	55.6%	61.1%	58.8%
% of FP17s for the same patient ID Re-attending between 3 & 9 months - Adults	3,205	6,347	50.5%	48.8%	52.4%	51.0%
% of FP17s for Band 1 Urgent Courses	1,162	8,835	13.2%	10.0%	9.5%	9.0%
% of FP17s Relating to Free Repair or Replacements	26	8,835	0.3%	0.5%	0.7%	0.8%
% of FP17s Relating to Continuations	25	8,835	0.3%	0.7%	0.8%	0.9%
% of Patients satisfied with the dentistry they have received	4	4	N/A	92.6%	93.1%	93.2%
% of Patients satisfied with the time they had to wait for an appointment	4	4	N/A	87.4%	87.8%	88.3%

* This is based on patients treated on this contract for their most recent course of treatment. Figures in italics indicate the base number of FP17s or Patient Questionnaire responses are less than 100. N/A is shown where the base number of responses is less than 10 during the period. % is calculated as Quantity/Base number*100

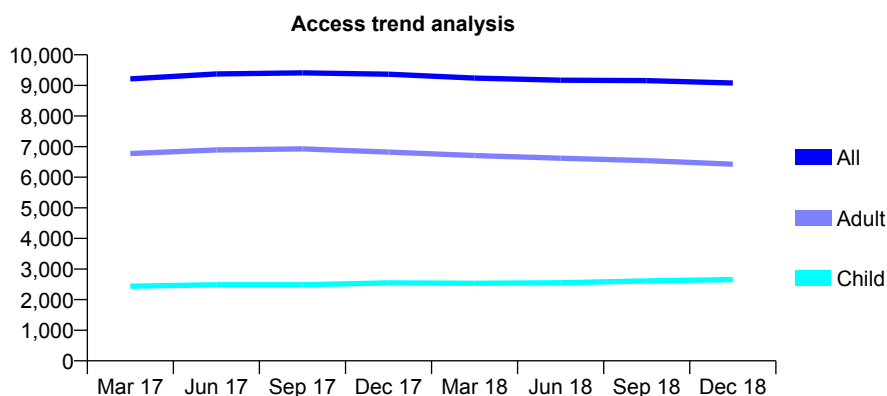
Q67 - Vital Signs At a Glance Contract Report for 104981/0004 - December 2018

Name or company name	Pennypot Dental Practice Ltd
Contract type name	GDS Contract
Purpose of contract	General
Contract start date	11/04/2011
Contract end date	

18/19 Contracted general activity (UDA)	26,000
Carry forward general activity (UDA)	111
18/19 Contracted orthodontic activity (UOA)	0
Carry forward orthodontic activity (UOA)	0
Baseline contract value	£675,875.02

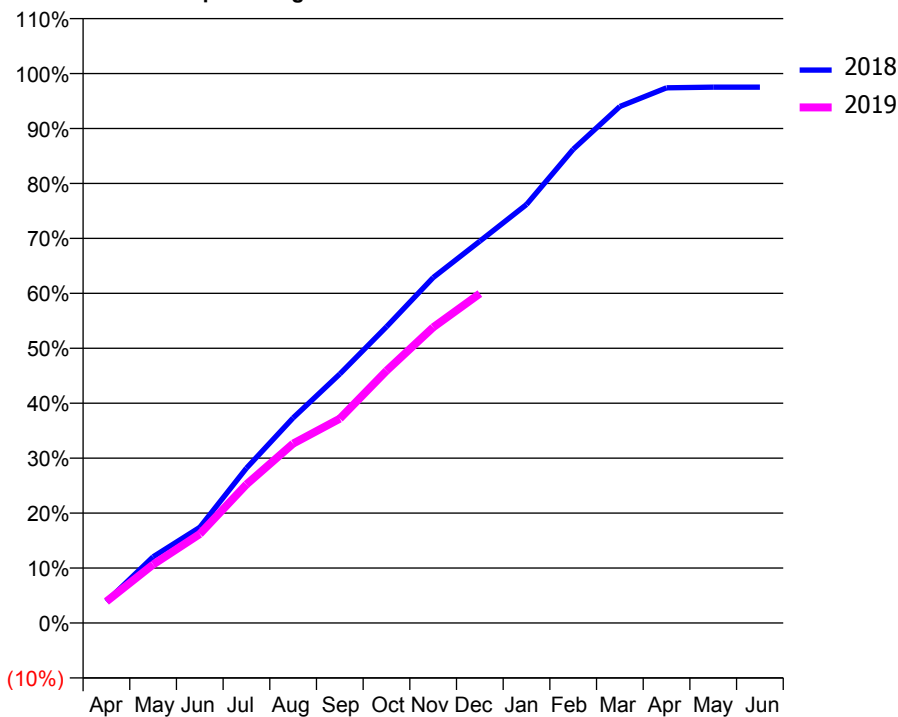
ACCESS*

Patients seen in 24 months	Total	Change since previous quarter
Quarter ending December 2017	9,367	
Quarter ending March 2018	9,240	↓
Quarter ending June 2018	9,172	→
Quarter ending September 2018	9,157	→
Quarter ending December 2018	9,080	→
Variance since December 2017	(3.1%)	↓



ACTIVITY

Cumulative percentage of contracted UDA delivered 2018 & 2019



Month	Adjusted Scheduled Activity (UDA)	
	2018	2019
April	961	1,022
May	2,953	2,764
June	4,267	4,211
July	6,908	6,561
August	9,145	8,486
September	11,103	9,672
October	13,207	11,935
November	15,404	13,993
December	17,025	15,590
January	18,661	
February	21,123	
March	23,031	
April	23,865	
May	23,889	
June	23,889	

QUALITY

	Quantity	Base Number	Contract	AT	Region	England
% of FP17s for the same patient ID Re-attending within 3 months - Children	196	3,259	6.0%	11.3%	11.3%	11.8%
% of FP17s for the same patient ID Re-attending within 3 months - Adults	793	7,449	10.6%	16.1%	15.3%	15.6%
% of FP17s for the same patient ID Re-attending between 3 & 9 months - Children	2,256	3,259	69.2%	55.6%	61.1%	58.8%
% of FP17s for the same patient ID Re-attending between 3 & 9 months - Adults	4,934	7,449	66.2%	48.8%	52.4%	51.0%
% of FP17s for Band 1 Urgent Courses	883	10,246	8.6%	10.0%	9.5%	9.0%
% of FP17s Relating to Free Repair or Replacements	19	10,246	0.2%	0.5%	0.7%	0.8%
% of FP17s Relating to Continuations	15	10,246	0.1%	0.7%	0.8%	0.9%
% of Patients satisfied with the dentistry they have received	6	6	N/A	92.6%	93.1%	93.2%
% of Patients satisfied with the time they had to wait for an appointment	6	6	N/A	87.4%	87.8%	88.3%

* This is based on patients treated on this contract for their most recent course of treatment. Figures in italics indicate the base number of FP17s or Patient Questionnaire responses are less than 100. N/A is shown where the base number of responses is less than 10 during the period. % is calculated as Quantity/Base number*100

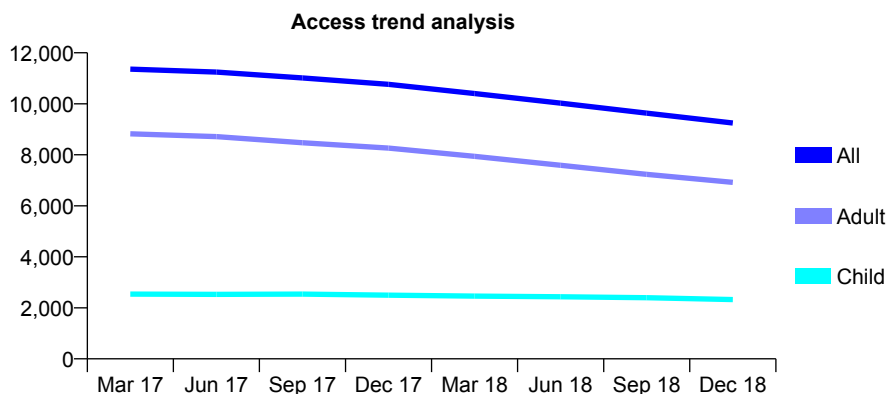
Q67 - Vital Signs At a Glance Contract Report for 105414/0003 - December 2018

Name or company name	First Choice Dental Limited
Contract type name	GDS Contract
Purpose of contract	General
Contract start date	01/04/2006
Contract end date	

18/19 Contracted general activity (UDA)	30,958
Carry forward general activity (UDA)	0
18/19 Contracted orthodontic activity (UOA)	0
Carry forward orthodontic activity (UOA)	0
Baseline contract value	£707,840.46

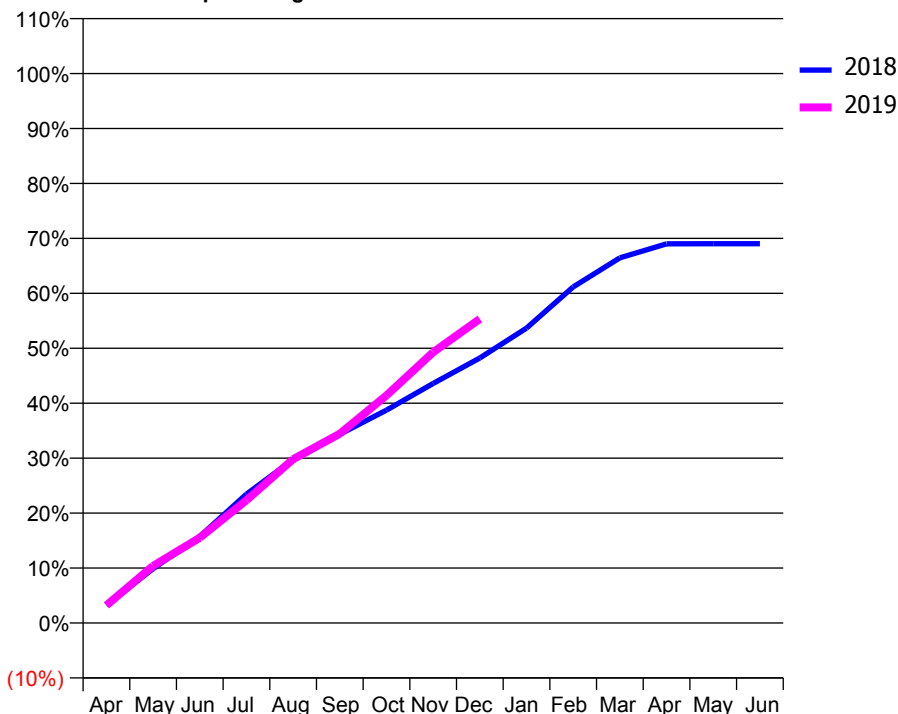
ACCESS*

Patients seen in 24 months	Total	Change since previous quarter
Quarter ending December 2017	10,761	
Quarter ending March 2018	10,400	↓
Quarter ending June 2018	10,026	↓
Quarter ending September 2018	9,634	↓
Quarter ending December 2018	9,245	↓
Variance since December 2017	(14.1%)	↓



ACTIVITY

Cumulative percentage of contracted UDA delivered 2018 & 2019



Month	Adjusted Scheduled Activity (UDA)	
	2018	2019
April	1,205	998
May	3,658	3,223
June	5,826	4,803
July	8,666	6,915
August	10,998	9,226
September	12,698	10,668
October	14,314	12,823
November	16,113	15,257
December	17,824	17,130
January	19,831	
February	22,607	
March	24,561	
April	25,500	
May	25,509	
June	25,509	

QUALITY

	Quantity	Base Number	Contract	AT	Region	England
% of FP17s for the same patient ID Re-attending within 3 months - Children	101	2,232	4.5%	11.3%	11.3%	11.8%
% of FP17s for the same patient ID Re-attending within 3 months - Adults	564	5,651	10.0%	16.1%	15.3%	15.6%
% of FP17s for the same patient ID Re-attending between 3 & 9 months - Children	1,163	2,232	52.1%	55.6%	61.1%	58.8%
% of FP17s for the same patient ID Re-attending between 3 & 9 months - Adults	2,568	5,651	45.4%	48.8%	52.4%	51.0%
% of FP17s for Band 1 Urgent Courses	449	7,482	6.0%	10.0%	9.5%	9.0%
% of FP17s Relating to Free Repair or Replacements	18	7,482	0.2%	0.5%	0.7%	0.8%
% of FP17s Relating to Continuations	67	7,482	0.9%	0.7%	0.8%	0.9%
% of Patients satisfied with the dentistry they have received	3	3	N/A	92.6%	93.1%	93.2%
% of Patients satisfied with the time they had to wait for an appointment	1	3	N/A	87.4%	87.8%	88.3%

* This is based on patients treated on this contract for their most recent course of treatment. Figures in italics indicate the base number of FP17s or Patient Questionnaire responses are less than 100. N/A is shown where the base number of responses is less than 10 during the period. % is calculated as Quantity/Base number*100

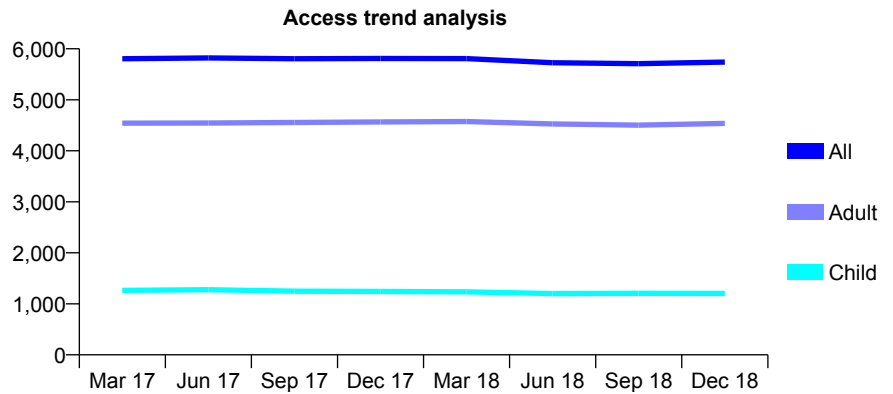
Q67 - Vital Signs At a Glance Contract Report for 105872/0001 - December 2018

Name or company name	Eastgate Dental Practice Ltd
Contract type name	GDS Contract
Purpose of contract	General
Contract start date	01/04/2011
Contract end date	

18/19 Contracted general activity (UDA)	14,281
Carry forward general activity (UDA)	463
18/19 Contracted orthodontic activity (UOA)	0
Carry forward orthodontic activity (UOA)	0
Baseline contract value	£374,653.13

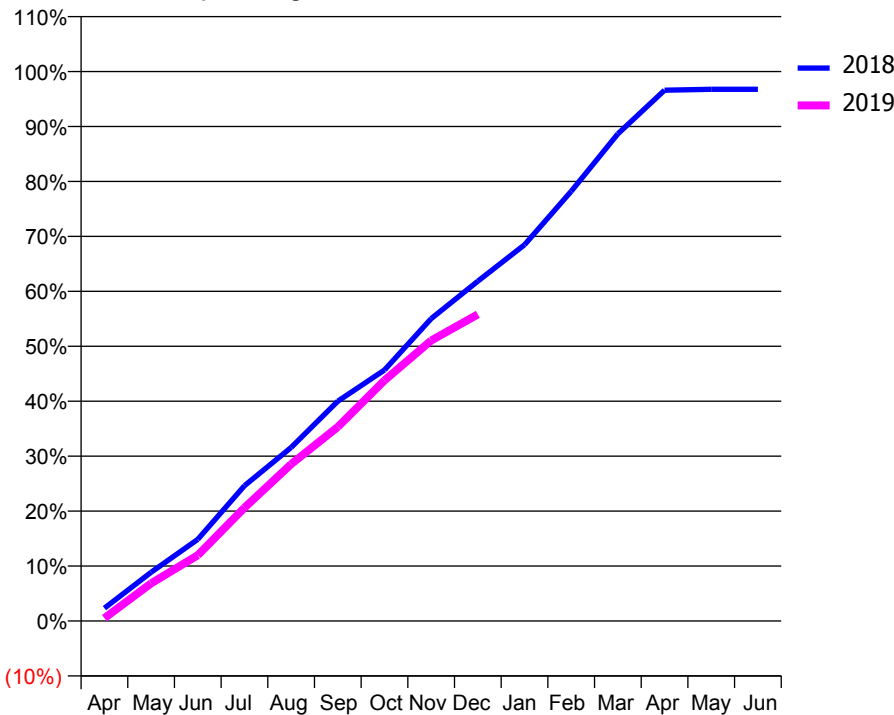
ACCESS*

Patients seen in 24 months	Total	Change since previous quarter
Quarter ending December 2017	5,810	
Quarter ending March 2018	5,807	→
Quarter ending June 2018	5,728	↓
Quarter ending September 2018	5,709	→
Quarter ending December 2018	5,741	→
Variance since December 2017	(1.2%)	↓



ACTIVITY

Cumulative percentage of contracted UDA delivered 2018 & 2019



Month	Adjusted Scheduled Activity (UDA)	
	2018	2019
April	336	73
May	1,266	978
June	2,122	1,711
July	3,517	2,945
August	4,511	4,077
September	5,713	5,043
October	6,523	6,252
November	7,859	7,289
December	8,833	7,968
January	9,779	
February	11,167	
March	12,662	
April	13,794	
May	13,818	
June	13,818	

QUALITY

	Quantity	Base Number	Contract	AT	Region	England
% of FP17s for the same patient ID Re-attending within 3 months - Children	55	944	5.8%	11.3%	11.3%	11.8%
% of FP17s for the same patient ID Re-attending within 3 months - Adults	537	3,439	15.6%	16.1%	15.3%	15.6%
% of FP17s for the same patient ID Re-attending between 3 & 9 months - Children	280	944	29.7%	55.6%	61.1%	58.8%
% of FP17s for the same patient ID Re-attending between 3 & 9 months - Adults	911	3,439	26.5%	48.8%	52.4%	51.0%
% of FP17s for Band 1 Urgent Courses	571	3,735	15.3%	10.0%	9.5%	9.0%
% of FP17s Relating to Free Repair or Replacements	25	3,735	0.7%	0.5%	0.7%	0.8%
% of FP17s Relating to Continuations	36	3,735	1.0%	0.7%	0.8%	0.9%
% of Patients satisfied with the dentistry they have received	8	8	N/A	92.6%	93.1%	93.2%
% of Patients satisfied with the time they had to wait for an appointment	7	8	N/A	87.4%	87.8%	88.3%

* This is based on patients treated on this contract for their most recent course of treatment. Figures in italics indicate the base number of FP17s or Patient Questionnaire responses are less than 100. N/A is shown where the base number of responses is less than 10 during the period. % is calculated as Quantity/Base number*100

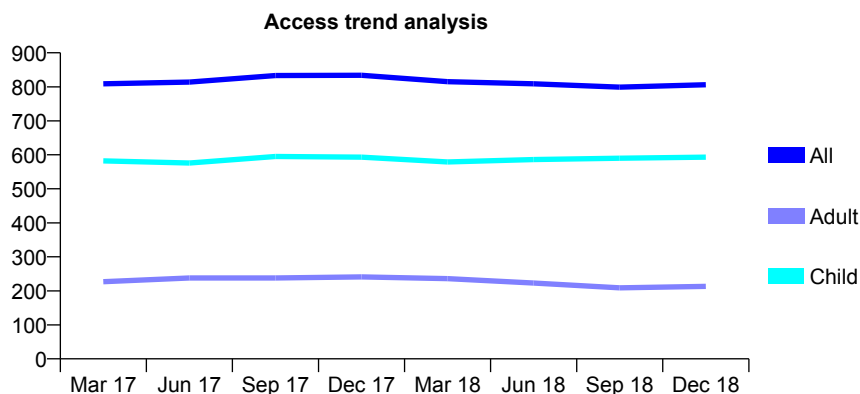
Q67 - Vital Signs At a Glance Contract Report for 107417/0001 - December 2018

Name or company name	Andrew House Dental Practice
Contract type name	GDS Contract
Purpose of contract	General
Contract start date	01/11/2010
Contract end date	

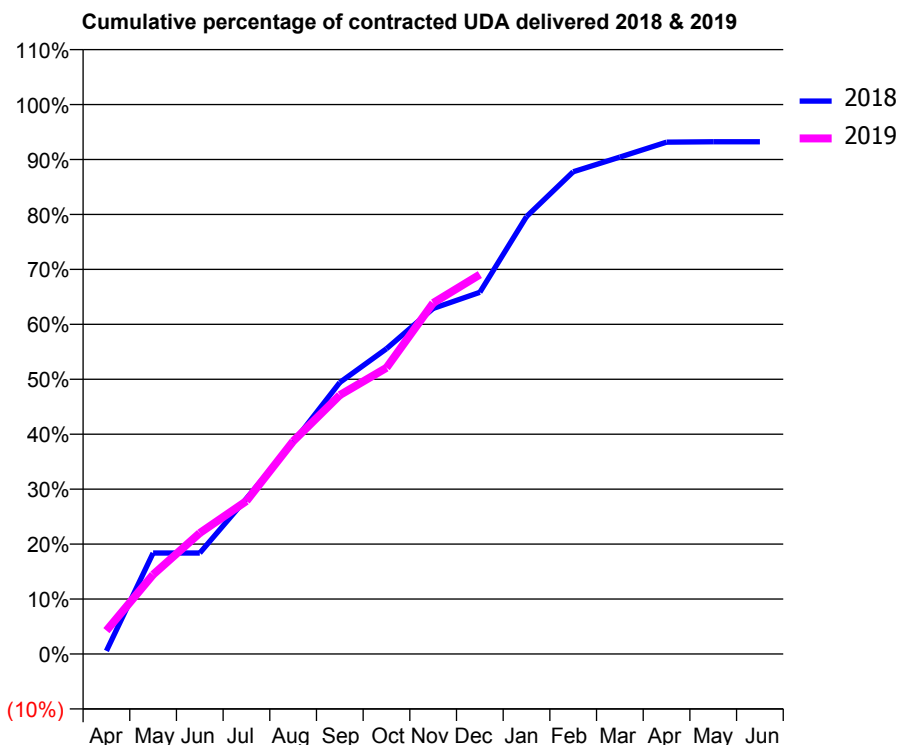
18/19 Contracted general activity (UDA)	2,448
Carry forward general activity (UDA)	0
18/19 Contracted orthodontic activity (UOA)	0
Carry forward orthodontic activity (UOA)	0
Baseline contract value	£61,553.76

ACCESS*

Patients seen in 24 months	Total	Change since previous quarter
Quarter ending December 2017	834	
Quarter ending March 2018	815	↓
Quarter ending June 2018	809	→
Quarter ending September 2018	799	↓
Quarter ending December 2018	806	→
Variance since December 2017	(3.4%)	↓



ACTIVITY



Month	Adjusted Scheduled Activity (UDA)	
	2018	2019
April	14	104
May	450	354
June	450	539
July	693	681
August	942	948
September	1,210	1,153
October	1,360	1,275
November	1,539	1,564
December	1,611	1,690
January	1,949	
February	2,148	
March	2,214	
April	2,280	
May	2,282	
June	2,282	

QUALITY

	Quantity	Base Number	Contract	AT	Region	England
% of FP17s for the same patient ID Re-attending within 3 months - Children	59	784	7.5%	11.3%	11.3%	11.8%
% of FP17s for the same patient ID Re-attending within 3 months - Adults	25	147	17.0%	16.1%	15.3%	15.6%
% of FP17s for the same patient ID Re-attending between 3 & 9 months - Children	532	784	67.9%	55.6%	61.1%	58.8%
% of FP17s for the same patient ID Re-attending between 3 & 9 months - Adults	91	147	61.9%	48.8%	52.4%	51.0%
% of FP17s for Band 1 Urgent Courses	22	892	2.5%	10.0%	9.5%	9.0%
% of FP17s Relating to Free Repair or Replacements	0	892	0.0%	0.5%	0.7%	0.8%
% of FP17s Relating to Continuations	0	892	0.0%	0.7%	0.8%	0.9%
% of Patients satisfied with the dentistry they have received	0	0	N/A	92.6%	93.1%	93.2%
% of Patients satisfied with the time they had to wait for an appointment	0	0	N/A	87.4%	87.8%	88.3%

* This is based on patients treated on this contract for their most recent course of treatment. Figures in italics indicate the base number of FP17s or Patient Questionnaire responses are less than 100. N/A is shown where the base number of responses is less than 10 during the period. % is calculated as Quantity/Base number*100

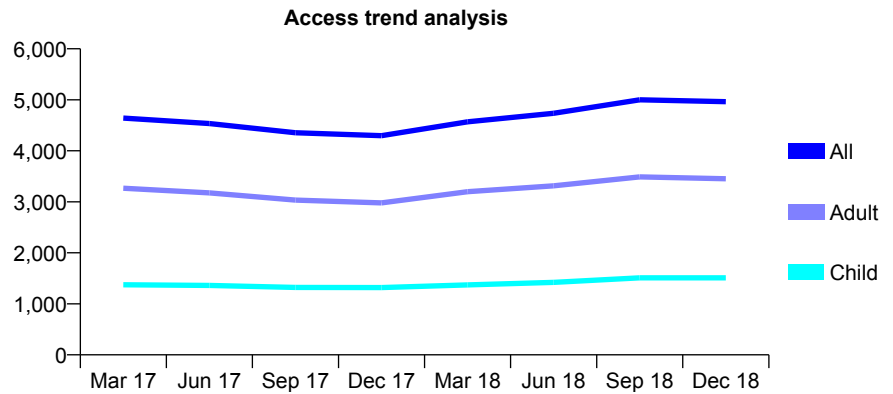
Q67 - Vital Signs At a Glance Contract Report for 108030/0001 - December 2018

Name or company name	Longford Dental Centre
Contract type name	GDS Contract
Purpose of contract	General
Contract start date	01/09/2009
Contract end date	

18/19 Contracted general activity (UDA)	13,035
Carry forward general activity (UDA)	314
18/19 Contracted orthodontic activity (UOA)	0
Carry forward orthodontic activity (UOA)	0
Baseline contract value	£356,988.85

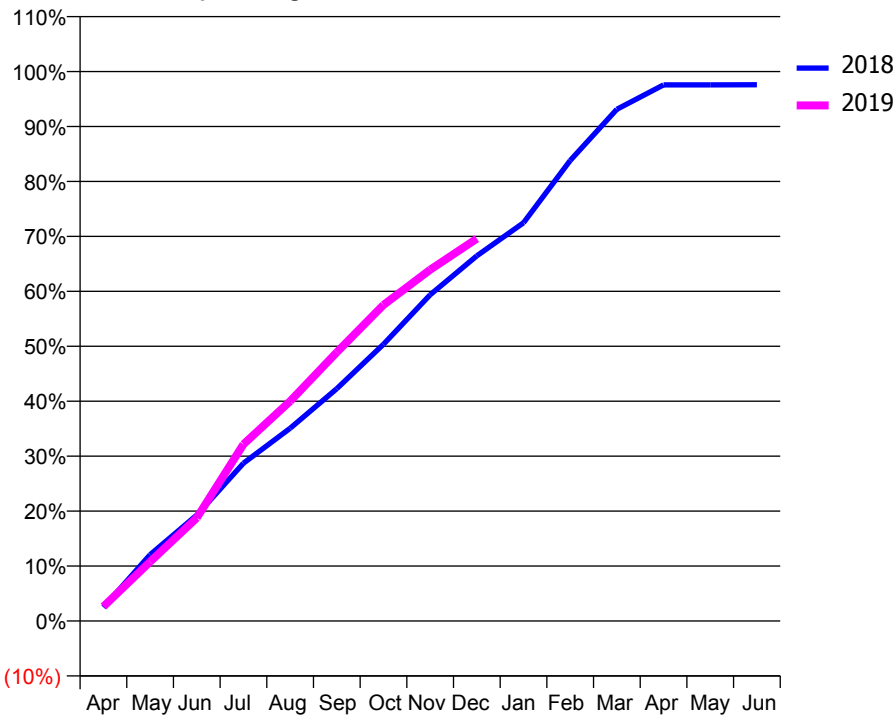
ACCESS*

Patients seen in 24 months	Total	Change since previous quarter
Quarter ending December 2017	4,297	
Quarter ending March 2018	4,569	↑
Quarter ending June 2018	4,735	↑
Quarter ending September 2018	5,000	↑
Quarter ending December 2018	4,963	→
Variance since December 2017	15.5%	↑



ACTIVITY

Cumulative percentage of contracted UDA delivered 2018 & 2019



Month	Adjusted Scheduled Activity (UDA)	
	2018	2019
April	324	345
May	1,573	1,407
June	2,513	2,447
July	3,742	4,193
August	4,572	5,215
September	5,511	6,375
October	6,567	7,499
November	7,738	8,335
December	8,662	9,072
January	9,446	
February	10,924	
March	12,137	
April	12,718	
May	12,718	
June	12,721	

QUALITY

	Quantity	Base Number	Contract	AT	Region	England
% of FP17s for the same patient ID Re-attending within 3 months - Children	88	1,467	6.0%	11.3%	11.3%	11.8%
% of FP17s for the same patient ID Re-attending within 3 months - Adults	371	3,003	12.4%	16.1%	15.3%	15.6%
% of FP17s for the same patient ID Re-attending between 3 & 9 months - Children	737	1,467	50.2%	55.6%	61.1%	58.8%
% of FP17s for the same patient ID Re-attending between 3 & 9 months - Adults	1,195	3,003	39.8%	48.8%	52.4%	51.0%
% of FP17s for Band 1 Urgent Courses	368	4,225	8.7%	10.0%	9.5%	9.0%
% of FP17s Relating to Free Repair or Replacements	23	4,225	0.5%	0.5%	0.7%	0.8%
% of FP17s Relating to Continuations	69	4,225	1.6%	0.7%	0.8%	0.9%
% of Patients satisfied with the dentistry they have received	4	4	N/A	92.6%	93.1%	93.2%
% of Patients satisfied with the time they had to wait for an appointment	4	4	N/A	87.4%	87.8%	88.3%

* This is based on patients treated on this contract for their most recent course of treatment. Figures in italics indicate the base number of FP17s or Patient Questionnaire responses are less than 100. N/A is shown where the base number of responses is less than 10 during the period. % is calculated as Quantity/Base number*100

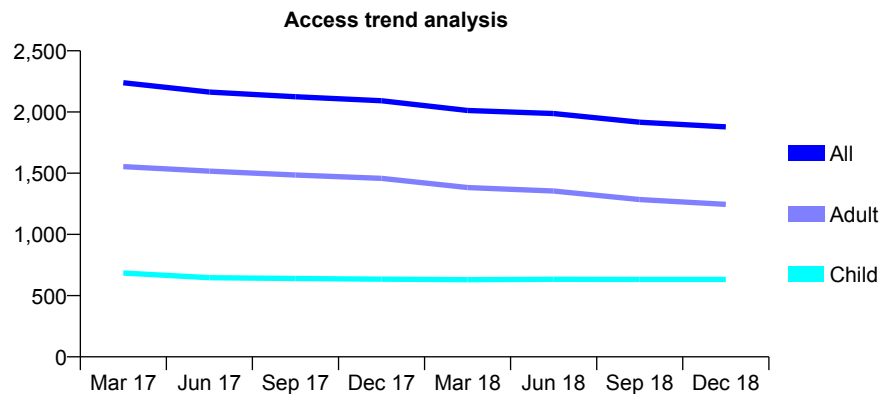
Q67 - Vital Signs At a Glance Contract Report for 108030/0002 - December 2018

Name or company name	Longford Dental Centre
Contract type name	GDS Contract
Purpose of contract	General
Contract start date	01/09/2009
Contract end date	

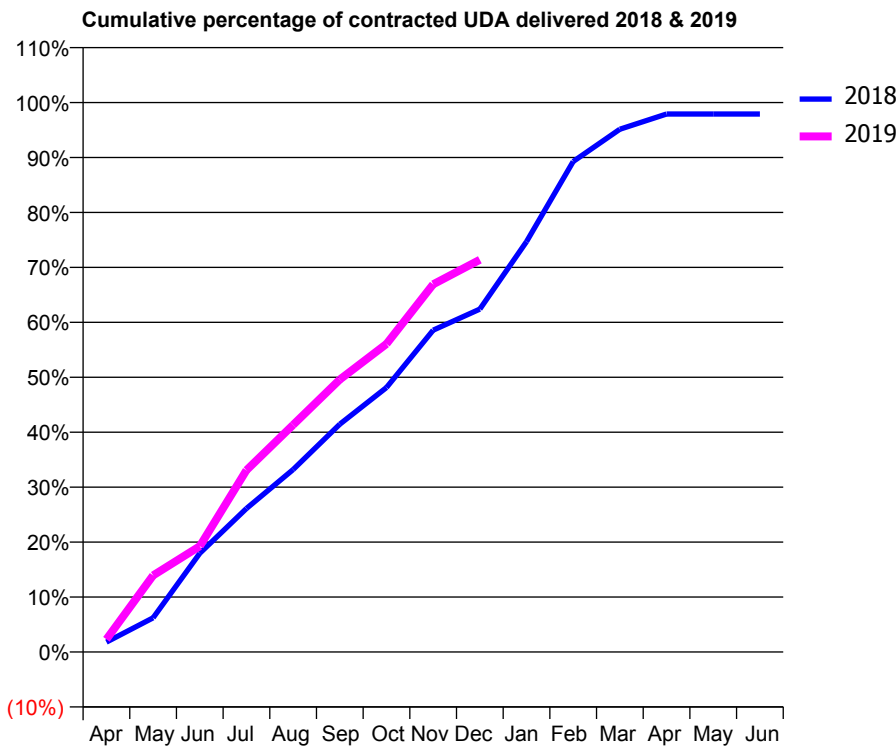
18/19 Contracted general activity (UDA)	6,019
Carry forward general activity (UDA)	126
18/19 Contracted orthodontic activity (UOA)	0
Carry forward orthodontic activity (UOA)	0
Baseline contract value	£170,534.72

ACCESS*

Patients seen in 24 months	Total	Change since previous quarter
Quarter ending December 2017	2,092	
Quarter ending March 2018	2,013	↓
Quarter ending June 2018	1,988	↓
Quarter ending September 2018	1,917	↓
Quarter ending December 2018	1,878	↓
Variance since December 2017	(10.2%)	↓



ACTIVITY



Month	Adjusted Scheduled Activity (UDA)	
	2018	2019
April	109	140
May	374	839
June	1,082	1,159
July	1,572	1,991
August	1,999	2,488
September	2,495	2,985
October	2,897	3,375
November	3,525	4,028
December	3,757	4,296
January	4,494	
February	5,372	
March	5,727	
April	5,893	
May	5,893	
June	5,893	

QUALITY

	Quantity	Base Number	Contract	AT	Region	England
% of FP17s for the same patient ID Re-attending within 3 months - Children	29	640	4.5%	11.3%	11.3%	11.8%
% of FP17s for the same patient ID Re-attending within 3 months - Adults	73	965	7.6%	16.1%	15.3%	15.6%
% of FP17s for the same patient ID Re-attending between 3 & 9 months - Children	338	640	52.8%	55.6%	61.1%	58.8%
% of FP17s for the same patient ID Re-attending between 3 & 9 months - Adults	404	965	41.9%	48.8%	52.4%	51.0%
% of FP17s for Band 1 Urgent Courses	91	1,540	5.9%	10.0%	9.5%	9.0%
% of FP17s Relating to Free Repair or Replacements	9	1,540	0.6%	0.5%	0.7%	0.8%
% of FP17s Relating to Continuations	21	1,540	1.4%	0.7%	0.8%	0.9%
% of Patients satisfied with the dentistry they have received	1	1	N/A	92.6%	93.1%	93.2%
% of Patients satisfied with the time they had to wait for an appointment	1	1	N/A	87.4%	87.8%	88.3%

* This is based on patients treated on this contract for their most recent course of treatment. Figures in italics indicate the base number of FP17s or Patient Questionnaire responses are less than 100. N/A is shown where the base number of responses is less than 10 during the period. % is calculated as Quantity/Base number*100

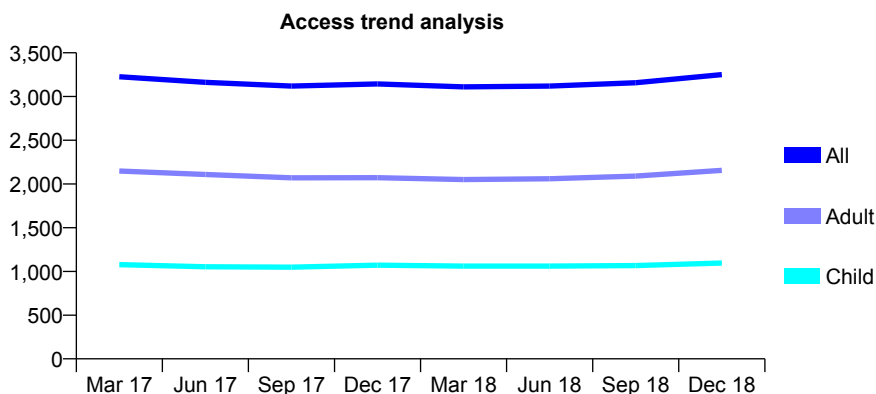
Q67 - Vital Signs At a Glance Contract Report for 111317/0001 - December 2018

Name or company name	OH Dental Ltd
Contract type name	GDS Contract
Purpose of contract	General
Contract start date	01/04/2013
Contract end date	

18/19 Contracted general activity (UDA)	7,360
Carry forward general activity (UDA)	0
18/19 Contracted orthodontic activity (UOA)	0
Carry forward orthodontic activity (UOA)	0
Baseline contract value	£186,616.93

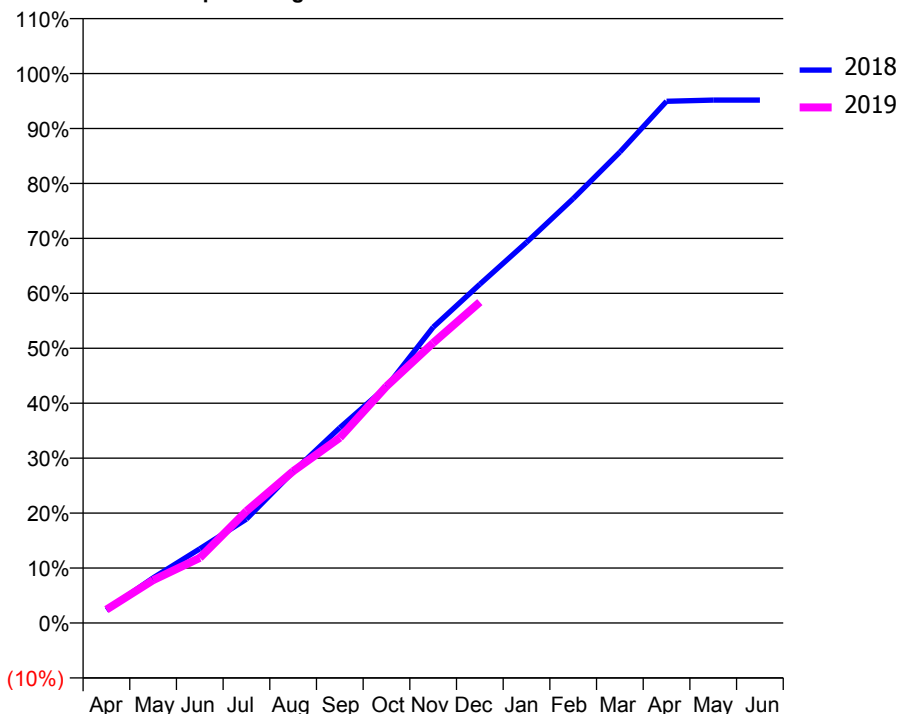
ACCESS*

Patients seen in 24 months	Total	Change since previous quarter
Quarter ending December 2017	3,144	
Quarter ending March 2018	3,111	↓
Quarter ending June 2018	3,120	→
Quarter ending September 2018	3,157	→
Quarter ending December 2018	3,251	↑
Variance since December 2017	3.4%	↑



ACTIVITY

Cumulative percentage of contracted UDA delivered 2018 & 2019



Month	Adjusted Scheduled Activity (UDA)	
	2018	2019
April	172	180
May	604	575
June	994	872
July	1,392	1,499
August	2,026	2,033
September	2,616	2,482
October	3,165	3,171
November	3,963	3,752
December	4,538	4,298
January	5,099	
February	5,685	
March	6,307	
April	6,988	
May	7,005	
June	7,005	

QUALITY

	Quantity	Base Number	Contract	AT	Region	England
% of FP17s for the same patient ID Re-attending within 3 months - Children	52	1,191	4.4%	11.3%	11.3%	11.8%
% of FP17s for the same patient ID Re-attending within 3 months - Adults	309	2,360	13.1%	16.1%	15.3%	15.6%
% of FP17s for the same patient ID Re-attending between 3 & 9 months - Children	736	1,191	61.8%	55.6%	61.1%	58.8%
% of FP17s for the same patient ID Re-attending between 3 & 9 months - Adults	1,366	2,360	57.9%	48.8%	52.4%	51.0%
% of FP17s for Band 1 Urgent Courses	118	2,406	4.9%	10.0%	9.5%	9.0%
% of FP17s Relating to Free Repair or Replacements	24	2,406	1.0%	0.5%	0.7%	0.8%
% of FP17s Relating to Continuations	6	2,406	0.2%	0.7%	0.8%	0.9%
% of Patients satisfied with the dentistry they have received	2	2	N/A	92.6%	93.1%	93.2%
% of Patients satisfied with the time they had to wait for an appointment	2	2	N/A	87.4%	87.8%	88.3%

* This is based on patients treated on this contract for their most recent course of treatment. Figures in italics indicate the base number of FP17s or Patient Questionnaire responses are less than 100. N/A is shown where the base number of responses is less than 10 during the period. % is calculated as Quantity/Base number*100

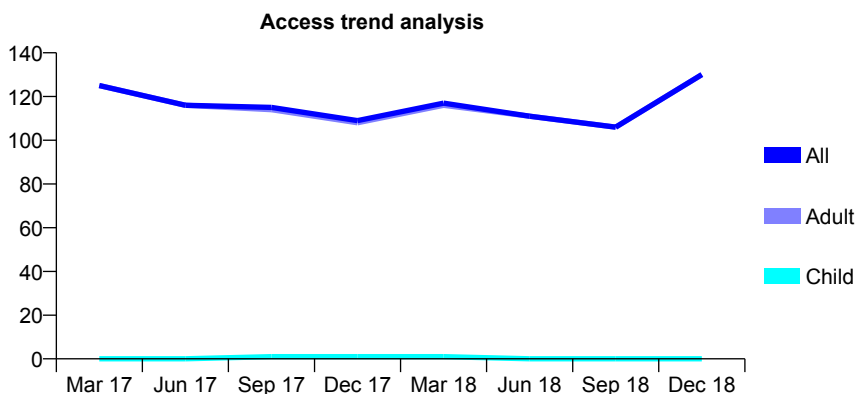
Q67 - Vital Signs At a Glance Contract Report for 111317/0002 - December 2018

Name or company name	OH Dental Ltd
Contract type name	GDS Contract
Purpose of contract	General
Contract start date	01/04/2013
Contract end date	

18/19 Contracted general activity (UDA)	240
Carry forward general activity (UDA)	1
18/19 Contracted orthodontic activity (UOA)	0
Carry forward orthodontic activity (UOA)	0
Baseline contract value	£13,462.33

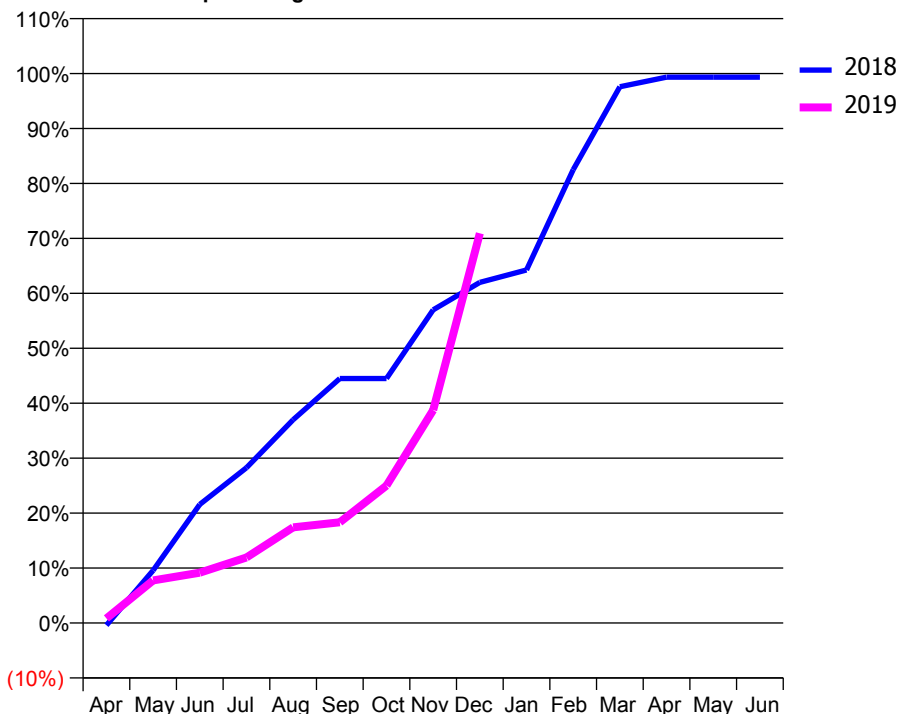
ACCESS*

Patients seen in 24 months	Total	Change since previous quarter
Quarter ending December 2017	109	
Quarter ending March 2018	117	↑
Quarter ending June 2018	111	↓
Quarter ending September 2018	106	↓
Quarter ending December 2018	130	↑
Variance since December 2017	19.3%	↑



ACTIVITY

Cumulative percentage of contracted UDA delivered 2018 & 2019



Month	Adjusted Scheduled Activity (UDA)	
	2018	2019
April	-1	2
May	23	19
June	52	22
July	68	29
August	89	42
September	107	44
October	107	60
November	137	93
December	149	170
January	154	
February	198	
March	234	
April	238	
May	238	
June	238	

QUALITY

	Quantity	Base Number	Contract	AT	Region	England
% of FP17s for the same patient ID Re-attending within 3 months - Children	0	0	N/A	11.3%	11.3%	11.8%
% of FP17s for the same patient ID Re-attending within 3 months - Adults	2	75	2.7%	16.1%	15.3%	15.6%
% of FP17s for the same patient ID Re-attending between 3 & 9 months - Children	0	0	N/A	55.6%	61.1%	58.8%
% of FP17s for the same patient ID Re-attending between 3 & 9 months - Adults	16	75	21.3%	48.8%	52.4%	51.0%
% of FP17s for Band 1 Urgent Courses	37	71	52.1%	10.0%	9.5%	9.0%
% of FP17s Relating to Free Repair or Replacements	1	71	1.4%	0.5%	0.7%	0.8%
% of FP17s Relating to Continuations	0	71	0.0%	0.7%	0.8%	0.9%
% of Patients satisfied with the dentistry they have received	0	0	N/A	92.6%	93.1%	93.2%
% of Patients satisfied with the time they had to wait for an appointment	0	0	N/A	87.4%	87.8%	88.3%

* This is based on patients treated on this contract for their most recent course of treatment. Figures in italics indicate the base number of FP17s or Patient Questionnaire responses are less than 100. N/A is shown where the base number of responses is less than 10 during the period. % is calculated as Quantity/Base number*100

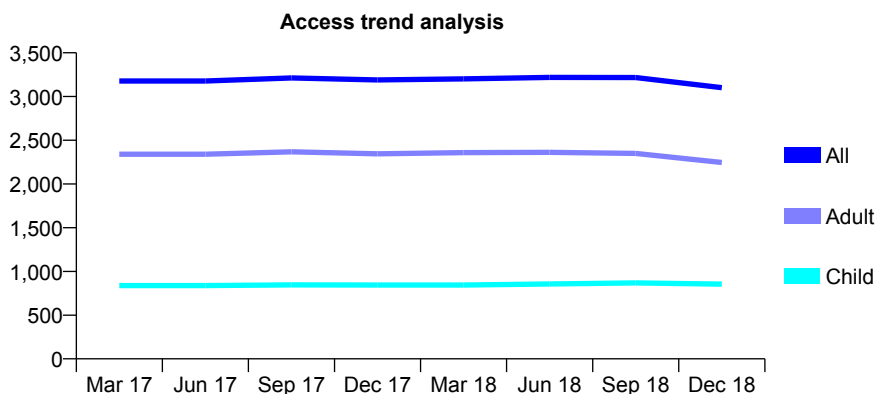
Q67 - Vital Signs At a Glance Contract Report for 117072/0001 - December 2018

Name or company name	Holborough Dental Care Ltd
Contract type name	GDS Contract
Purpose of contract	General
Contract start date	01/06/2008
Contract end date	

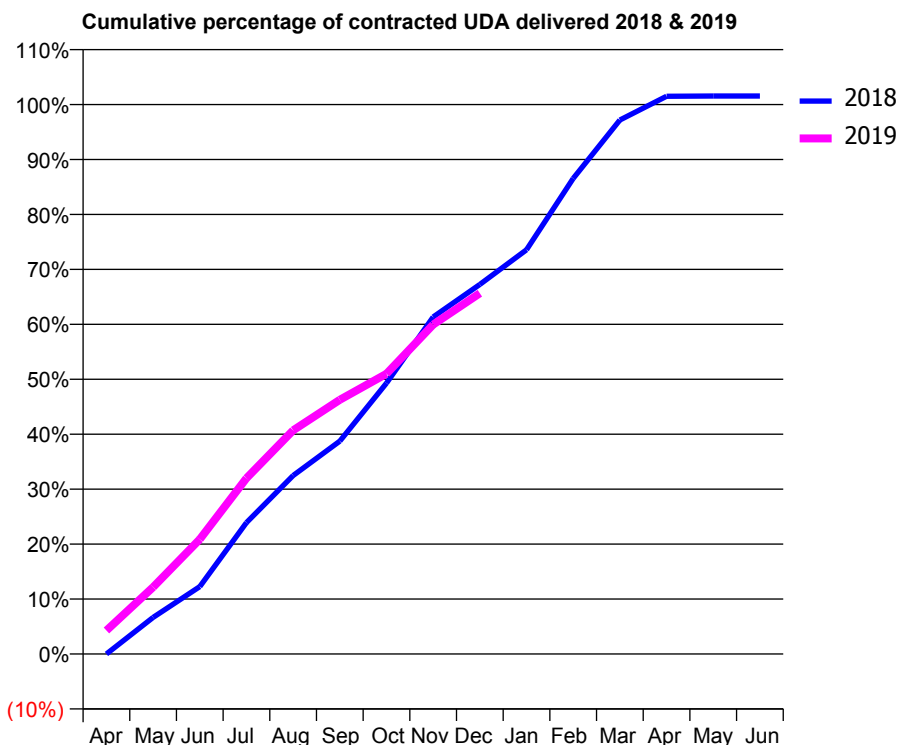
18/19 Contracted general activity (UDA)	8,605
Carry forward general activity (UDA)	0
18/19 Contracted orthodontic activity (UOA)	0
Carry forward orthodontic activity (UOA)	0
Baseline contract value	£244,278.96

ACCESS*

Patients seen in 24 months	Total	Change since previous quarter
Quarter ending December 2017	3,189	
Quarter ending March 2018	3,202	→
Quarter ending June 2018	3,218	→
Quarter ending September 2018	3,217	→
Quarter ending December 2018	3,101	↓
Variance since December 2017	(2.8%)	↓



ACTIVITY



Month	Adjusted Scheduled Activity (UDA)	
	2018	2019
April	0	369
May	506	1,047
June	933	1,796
July	1,819	2,754
August	2,470	3,504
September	2,947	3,981
October	3,748	4,388
November	4,664	5,160
December	5,115	5,650
January	5,594	
February	6,581	
March	7,391	
April	7,719	
May	7,722	
June	7,722	

QUALITY

	Quantity	Base Number	Contract	AT	Region	England
% of FP17s for the same patient ID Re-attending within 3 months - Children	33	748	4.4%	11.3%	11.3%	11.8%
% of FP17s for the same patient ID Re-attending within 3 months - Adults	226	1,835	12.3%	16.1%	15.3%	15.6%
% of FP17s for the same patient ID Re-attending between 3 & 9 months - Children	286	748	38.2%	55.6%	61.1%	58.8%
% of FP17s for the same patient ID Re-attending between 3 & 9 months - Adults	714	1,835	38.9%	48.8%	52.4%	51.0%
% of FP17s for Band 1 Urgent Courses	200	2,462	8.1%	10.0%	9.5%	9.0%
% of FP17s Relating to Free Repair or Replacements	24	2,462	1.0%	0.5%	0.7%	0.8%
% of FP17s Relating to Continuations	49	2,462	2.0%	0.7%	0.8%	0.9%
% of Patients satisfied with the dentistry they have received	0	1	N/A	92.6%	93.1%	93.2%
% of Patients satisfied with the time they had to wait for an appointment	0	1	N/A	87.4%	87.8%	88.3%

* This is based on patients treated on this contract for their most recent course of treatment. Figures in italics indicate the base number of FP17s or Patient Questionnaire responses are less than 100. N/A is shown where the base number of responses is less than 10 during the period. % is calculated as Quantity/Base number*100

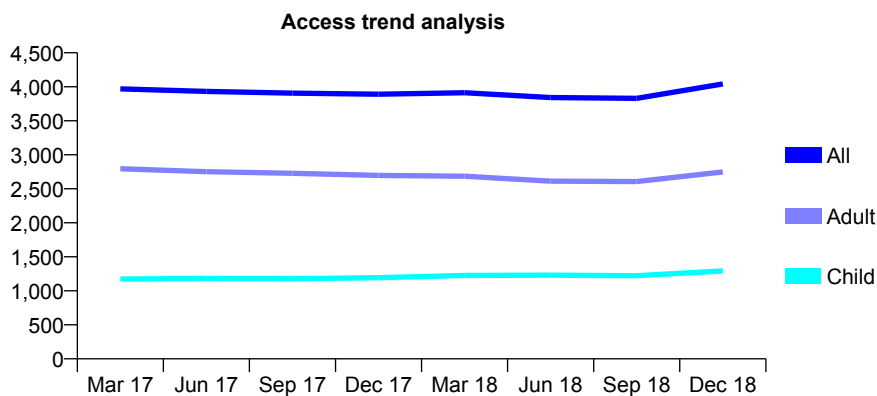
Q67 - Vital Signs At a Glance Contract Report for 118044/0001 - December 2018

Name or company name	Maidstone Dental Centre
Contract type name	GDS Contract
Purpose of contract	General
Contract start date	30/08/2013
Contract end date	

18/19 Contracted general activity (UDA)	13,000
Carry forward general activity (UDA)	124
18/19 Contracted orthodontic activity (UOA)	0
Carry forward orthodontic activity (UOA)	0
Baseline contract value	£326,194.52

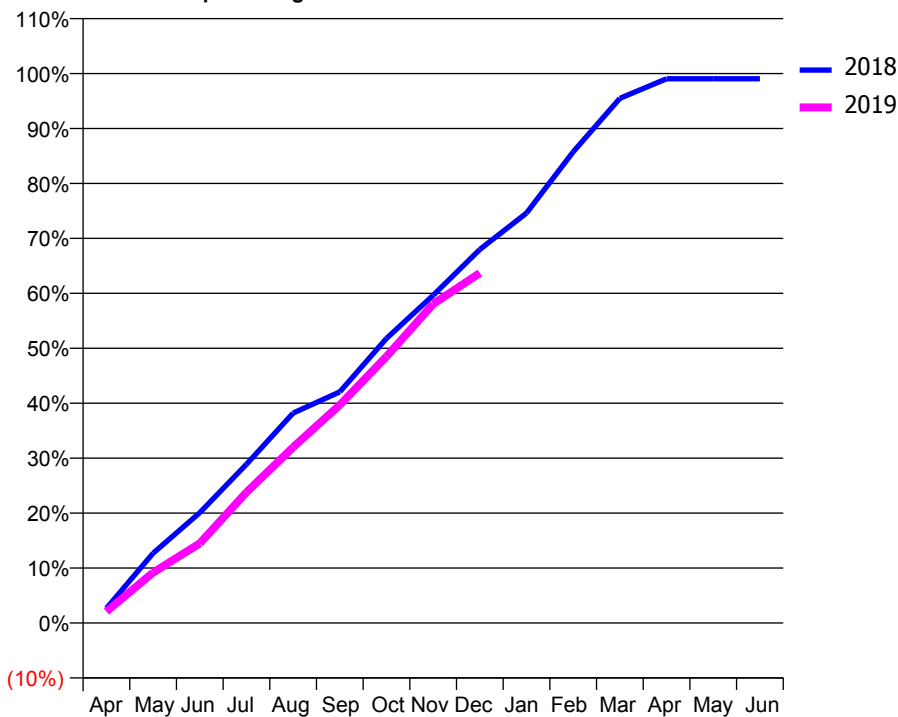
ACCESS*

Patients seen in 24 months	Total	Change since previous quarter
Quarter ending December 2017	3,891	
Quarter ending March 2018	3,913	→
Quarter ending June 2018	3,843	↓
Quarter ending September 2018	3,830	→
Quarter ending December 2018	4,043	↑
Variance since December 2017	3.9%	↑



ACTIVITY

Cumulative percentage of contracted UDA delivered 2018 & 2019



Adjusted Scheduled Activity (UDA)		
Month	2018	2019
April	349	273
May	1,651	1,195
June	2,611	1,885
July	3,754	3,093
August	4,969	4,161
September	5,470	5,159
October	6,733	6,304
November	7,752	7,547
December	8,839	8,280
January	9,698	
February	11,146	
March	12,412	
April	12,874	
May	12,874	
June	12,875	

QUALITY

	Quantity	Base Number	Contract	AT	Region	England
% of FP17s for the same patient ID Re-attending within 3 months - Children	20	1,347	1.5%	11.3%	11.3%	11.8%
% of FP17s for the same patient ID Re-attending within 3 months - Adults	60	2,385	2.5%	16.1%	15.3%	15.6%
% of FP17s for the same patient ID Re-attending between 3 & 9 months - Children	783	1,347	58.1%	55.6%	61.1%	58.8%
% of FP17s for the same patient ID Re-attending between 3 & 9 months - Adults	953	2,385	40.0%	48.8%	52.4%	51.0%
% of FP17s for Band 1 Urgent Courses	103	3,609	2.9%	10.0%	9.5%	9.0%
% of FP17s Relating to Free Repair or Replacements	9	3,609	0.2%	0.5%	0.7%	0.8%
% of FP17s Relating to Continuations	0	3,609	0.0%	0.7%	0.8%	0.9%
% of Patients satisfied with the dentistry they have received	2	2	N/A	92.6%	93.1%	93.2%
% of Patients satisfied with the time they had to wait for an appointment	2	2	N/A	87.4%	87.8%	88.3%

* This is based on patients treated on this contract for their most recent course of treatment. Figures in italics indicate the base number of FP17s or Patient Questionnaire responses are less than 100. N/A is shown where the base number of responses is less than 10 during the period. % is calculated as Quantity/Base number*100

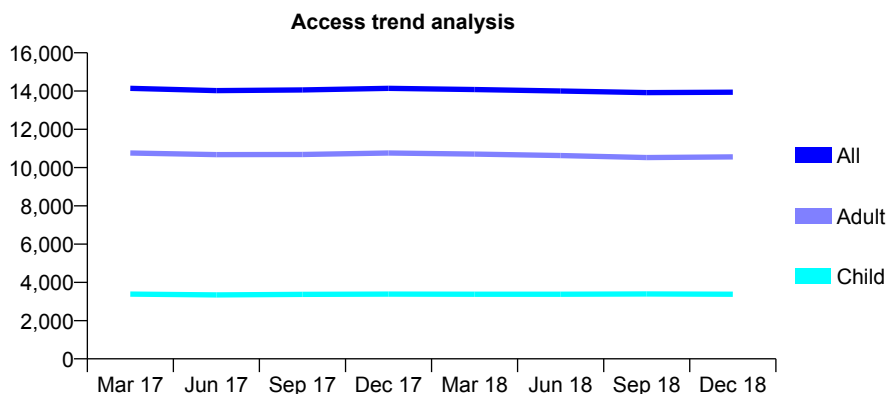
Q67 - Vital Signs At a Glance Contract Report for 118214/0001 - December 2018

Name or company name	Hillton Dentistry Gillingham Ltd
Contract type name	GDS Contract
Purpose of contract	General
Contract start date	01/04/2011
Contract end date	

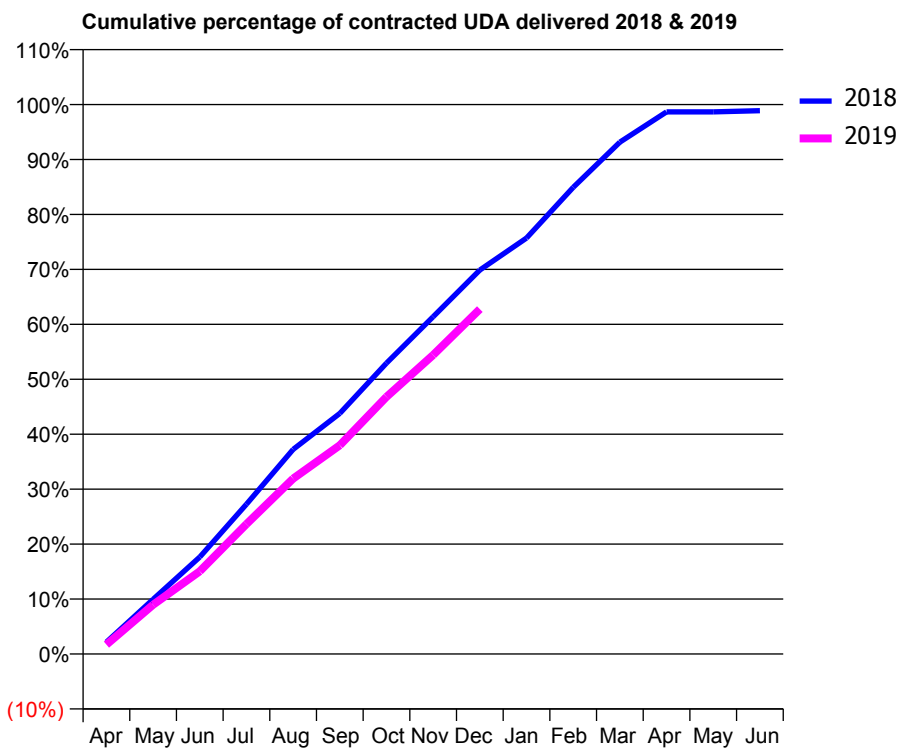
18/19 Contracted general activity (UDA)	45,365
Carry forward general activity (UDA)	513
18/19 Contracted orthodontic activity (UOA)	0
Carry forward orthodontic activity (UOA)	0
Baseline contract value	£1,153,433.89

ACCESS*

Patients seen in 24 months	Total	Change since previous quarter
Quarter ending December 2017	14,143	
Quarter ending March 2018	14,077	→
Quarter ending June 2018	14,003	→
Quarter ending September 2018	13,917	→
Quarter ending December 2018	13,940	→
Variance since December 2017	(1.4%)	↓



ACTIVITY



Month	Adjusted Scheduled Activity (UDA)	
	2018	2019
April	981	778
May	4,521	4,072
June	8,014	6,830
July	12,369	10,726
August	16,895	14,481
September	19,863	17,237
October	24,015	21,229
November	27,847	24,683
December	31,697	28,476
January	34,341	
February	38,526	
March	42,260	
April	44,753	
May	44,756	
June	44,852	

QUALITY

	Quantity	Base Number	Contract	AT	Region	England
% of FP17s for the same patient ID Re-attending within 3 months - Children	195	3,949	4.9%	11.3%	11.3%	11.8%
% of FP17s for the same patient ID Re-attending within 3 months - Adults	1,149	11,185	10.3%	16.1%	15.3%	15.6%
% of FP17s for the same patient ID Re-attending between 3 & 9 months - Children	2,618	3,949	66.3%	55.6%	61.1%	58.8%
% of FP17s for the same patient ID Re-attending between 3 & 9 months - Adults	7,304	11,185	65.3%	48.8%	52.4%	51.0%
% of FP17s for Band 1 Urgent Courses	699	13,931	5.0%	10.0%	9.5%	9.0%
% of FP17s Relating to Free Repair or Replacements	141	13,931	1.0%	0.5%	0.7%	0.8%
% of FP17s Relating to Continuations	269	13,931	1.9%	0.7%	0.8%	0.9%
% of Patients satisfied with the dentistry they have received	8	9	N/A	92.6%	93.1%	93.2%
% of Patients satisfied with the time they had to wait for an appointment	9	9	N/A	87.4%	87.8%	88.3%

* This is based on patients treated on this contract for their most recent course of treatment. Figures in italics indicate the base number of FP17s or Patient Questionnaire responses are less than 100. N/A is shown where the base number of responses is less than 10 during the period. % is calculated as Quantity/Base number*100

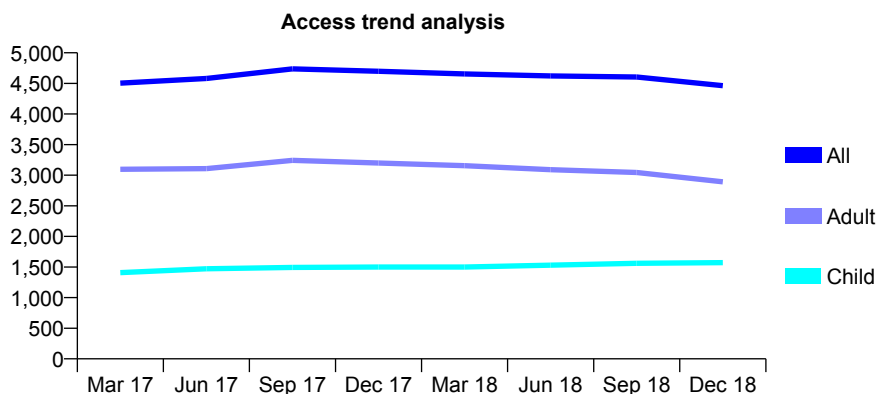
Q67 - Vital Signs At a Glance Contract Report for 119571/0001 - December 2018

Name or company name	Thorndike Centre
Contract type name	GDS Contract
Purpose of contract	General
Contract start date	01/09/2012
Contract end date	

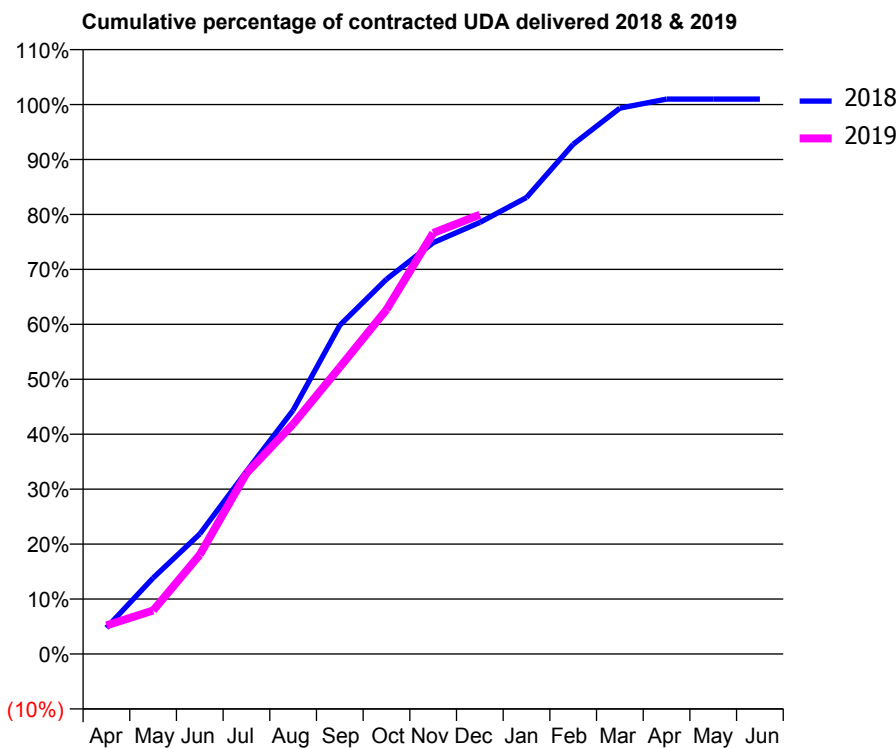
18/19 Contracted general activity (UDA)	8,799
Carry forward general activity (UDA)	0
18/19 Contracted orthodontic activity (UOA)	0
Carry forward orthodontic activity (UOA)	0
Baseline contract value	£223,686.84

ACCESS*

Patients seen in 24 months	Total	Change since previous quarter
Quarter ending December 2017	4,699	
Quarter ending March 2018	4,654	→
Quarter ending June 2018	4,621	→
Quarter ending September 2018	4,604	→
Quarter ending December 2018	4,463	↓
Variance since December 2017	(5.0%)	↓



ACTIVITY



Month	Adjusted Scheduled Activity (UDA)	
	2018	2019
April	419	457
May	1,219	697
June	1,924	1,591
July	2,924	2,894
August	3,905	3,682
September	5,263	4,593
October	6,001	5,514
November	6,587	6,743
December	6,911	7,034
January	7,310	
February	8,162	
March	8,741	
April	8,886	
May	8,886	
June	8,886	

QUALITY

	Quantity	Base Number	Contract	AT	Region	England
% of FP17s for the same patient ID Re-attending within 3 months - Children	151	1,659	9.1%	11.3%	11.3%	11.8%
% of FP17s for the same patient ID Re-attending within 3 months - Adults	224	1,624	13.8%	16.1%	15.3%	15.6%
% of FP17s for the same patient ID Re-attending between 3 & 9 months - Children	833	1,659	50.2%	55.6%	61.1%	58.8%
% of FP17s for the same patient ID Re-attending between 3 & 9 months - Adults	508	1,624	31.3%	48.8%	52.4%	51.0%
% of FP17s for Band 1 Urgent Courses	218	2,547	8.6%	10.0%	9.5%	9.0%
% of FP17s Relating to Free Repair or Replacements	1	2,547	0.0%	0.5%	0.7%	0.8%
% of FP17s Relating to Continuations	1	2,547	0.0%	0.7%	0.8%	0.9%
% of Patients satisfied with the dentistry they have received	0	0	N/A	92.6%	93.1%	93.2%
% of Patients satisfied with the time they had to wait for an appointment	0	0	N/A	87.4%	87.8%	88.3%

* This is based on patients treated on this contract for their most recent course of treatment. Figures in italics indicate the base number of FP17s or Patient Questionnaire responses are less than 100. N/A is shown where the base number of responses is less than 10 during the period. % is calculated as Quantity/Base number*100

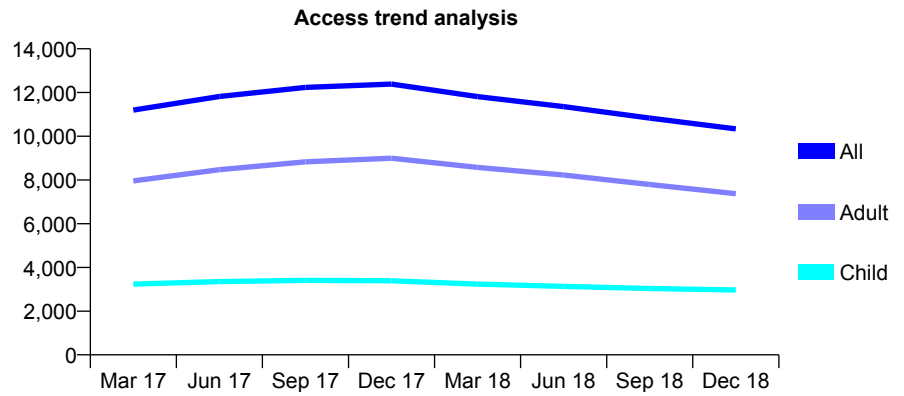
Q67 - Vital Signs At a Glance Contract Report for 121673/0001 - December 2018

Name or company name	The Newland Avenue and Castle Street Pra
Contract type name	GDS Contract
Purpose of contract	General
Contract start date	01/12/2015
Contract end date	

18/19 Contracted general activity (UDA)	32,000
Carry forward general activity (UDA)	0
18/19 Contracted orthodontic activity (UOA)	0
Carry forward orthodontic activity (UOA)	0
Baseline contract value	£742,717.89

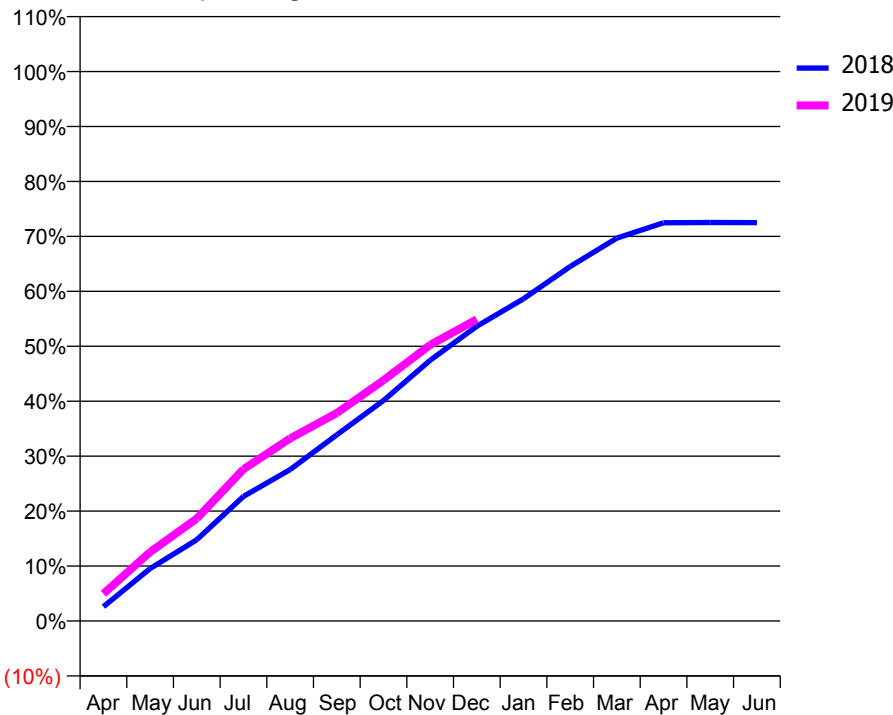
ACCESS*

Patients seen in 24 months	Total	Change since previous quarter
Quarter ending December 2017	12,385	
Quarter ending March 2018	11,812	↓
Quarter ending June 2018	11,356	↓
Quarter ending September 2018	10,831	↓
Quarter ending December 2018	10,336	↓
Variance since December 2017	(16.5%)	↓



ACTIVITY

Cumulative percentage of contracted UDA delivered 2018 & 2019



Month	Adjusted Scheduled Activity (UDA)	
	2018	2019
April	995	1,588
May	3,628	4,021
June	5,617	5,967
July	8,616	8,839
August	10,469	10,632
September	12,877	12,111
October	15,250	14,024
November	18,031	16,080
December	20,387	17,567
January	22,280	
February	24,512	
March	26,477	
April	27,540	
May	27,554	
June	27,547	

QUALITY

	Quantity	Base Number	Contract	AT	Region	England
% of FP17s for the same patient ID Re-attending within 3 months - Children	176	2,649	6.6%	11.3%	11.3%	11.8%
% of FP17s for the same patient ID Re-attending within 3 months - Adults	771	6,044	12.8%	16.1%	15.3%	15.6%
% of FP17s for the same patient ID Re-attending between 3 & 9 months - Children	1,090	2,649	41.1%	55.6%	61.1%	58.8%
% of FP17s for the same patient ID Re-attending between 3 & 9 months - Adults	2,360	6,044	39.0%	48.8%	52.4%	51.0%
% of FP17s for Band 1 Urgent Courses	908	8,204	11.1%	10.0%	9.5%	9.0%
% of FP17s Relating to Free Repair or Replacements	53	8,204	0.6%	0.5%	0.7%	0.8%
% of FP17s Relating to Continuations	86	8,204	1.0%	0.7%	0.8%	0.9%
% of Patients satisfied with the dentistry they have received	3	3	N/A	92.6%	93.1%	93.2%
% of Patients satisfied with the time they had to wait for an appointment	2	3	N/A	87.4%	87.8%	88.3%

* This is based on patients treated on this contract for their most recent course of treatment. Figures in italics indicate the base number of FP17s or Patient Questionnaire responses are less than 100. N/A is shown where the base number of responses is less than 10 during the period. % is calculated as Quantity/Base number*100

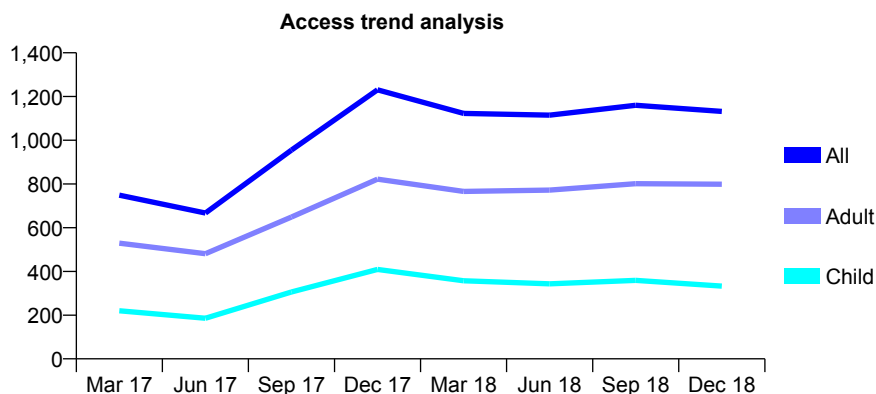
Q67 - Vital Signs At a Glance Contract Report for 125873/0001 - December 2018

Name or company name	Apex Dental Care Sturry Partnership
Contract type name	GDS Contract
Purpose of contract	General
Contract start date	01/01/2014
Contract end date	

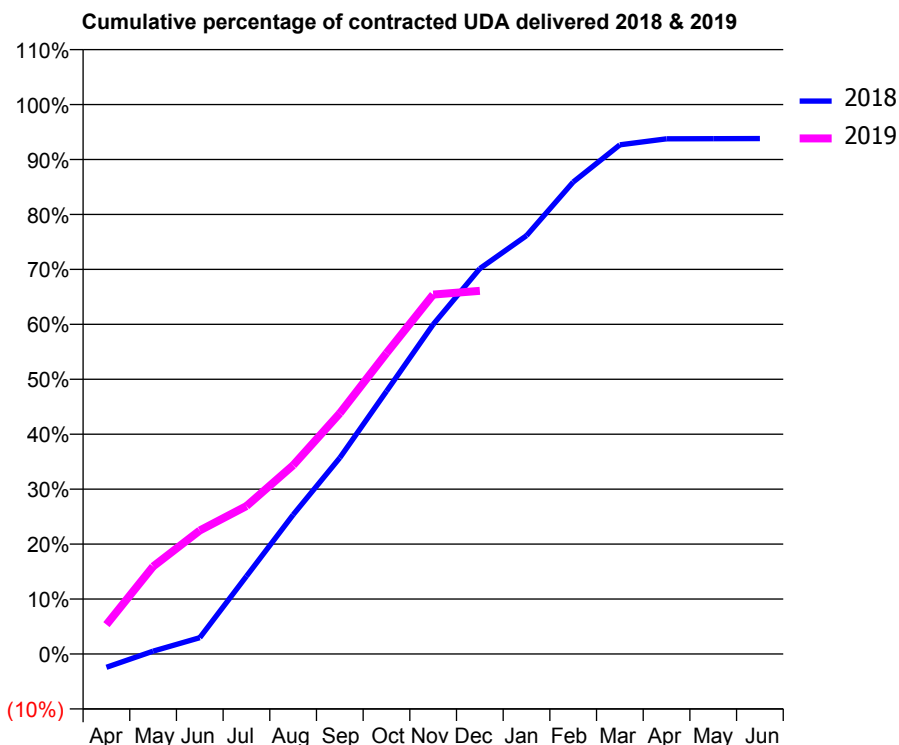
18/19 Contracted general activity (UDA)	3,392
Carry forward general activity (UDA)	0
18/19 Contracted orthodontic activity (UOA)	0
Carry forward orthodontic activity (UOA)	0
Baseline contract value	£113,174.73

ACCESS*

Patients seen in 24 months	Total	Change since previous quarter
Quarter ending December 2017	1,231	
Quarter ending March 2018	1,123	↓
Quarter ending June 2018	1,115	→
Quarter ending September 2018	1,160	↑
Quarter ending December 2018	1,132	↓
Variance since December 2017	(8.0%)	↓



ACTIVITY



Month	Adjusted Scheduled Activity (UDA)	
	2018	2019
April	-83	182
May	18	540
June	101	763
July	480	913
August	860	1,165
September	1,211	1,486
October	1,622	1,857
November	2,034	2,219
December	2,379	2,242
January	2,582	
February	2,913	
March	3,143	
April	3,180	
May	3,181	
June	3,182	

QUALITY

	Quantity	Base Number	Contract	AT	Region	England
% of FP17s for the same patient ID Re-attending within 3 months - Children	19	394	4.8%	11.3%	11.3%	11.8%
% of FP17s for the same patient ID Re-attending within 3 months - Adults	78	852	9.2%	16.1%	15.3%	15.6%
% of FP17s for the same patient ID Re-attending between 3 & 9 months - Children	209	394	53.0%	55.6%	61.1%	58.8%
% of FP17s for the same patient ID Re-attending between 3 & 9 months - Adults	395	852	46.4%	48.8%	52.4%	51.0%
% of FP17s for Band 1 Urgent Courses	132	1,232	10.7%	10.0%	9.5%	9.0%
% of FP17s Relating to Free Repair or Replacements	19	1,232	1.5%	0.5%	0.7%	0.8%
% of FP17s Relating to Continuations	8	1,232	0.6%	0.7%	0.8%	0.9%
% of Patients satisfied with the dentistry they have received	0	0	N/A	92.6%	93.1%	93.2%
% of Patients satisfied with the time they had to wait for an appointment	0	0	N/A	87.4%	87.8%	88.3%

* This is based on patients treated on this contract for their most recent course of treatment. Figures in italics indicate the base number of FP17s or Patient Questionnaire responses are less than 100. N/A is shown where the base number of responses is less than 10 during the period. % is calculated as Quantity/Base number*100

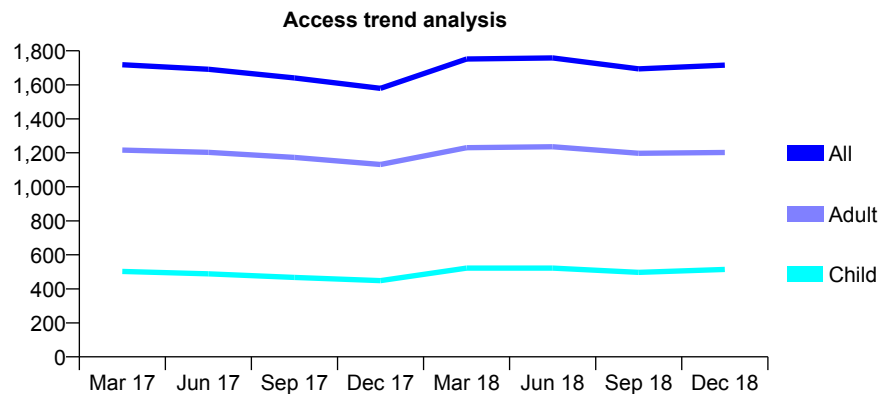
Q67 - Vital Signs At a Glance Contract Report for 125873/0002 - December 2018

Name or company name	Apex Dental Care Sturry Partnership
Contract type name	GDS Contract
Purpose of contract	General
Contract start date	01/01/2014
Contract end date	

18/19 Contracted general activity (UDA)	5,046
Carry forward general activity (UDA)	129
18/19 Contracted orthodontic activity (UOA)	0
Carry forward orthodontic activity (UOA)	0
Baseline contract value	£158,531.65

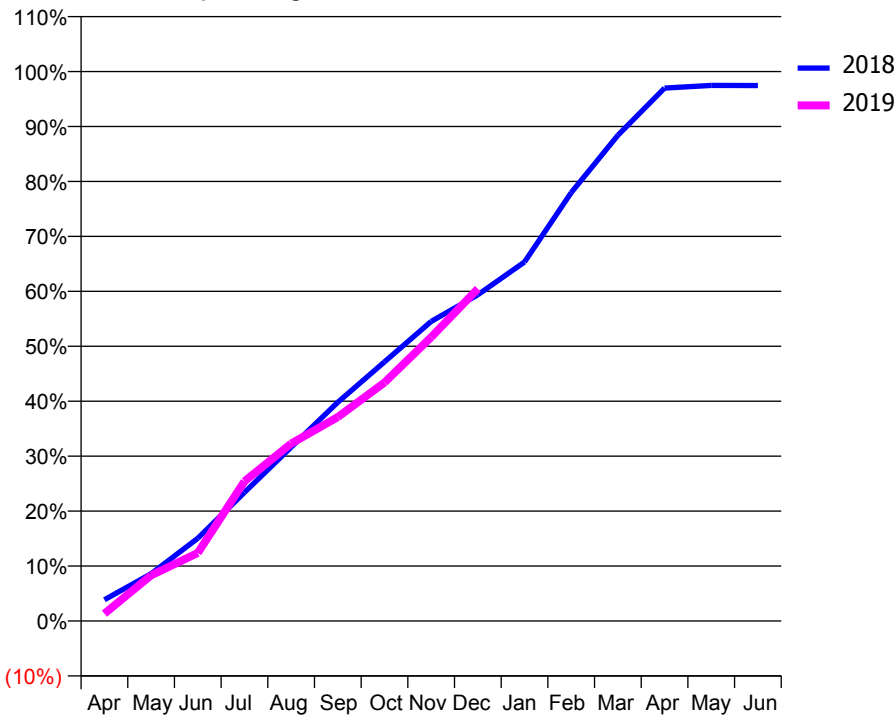
ACCESS*

Patients seen in 24 months	Total	Change since previous quarter
Quarter ending December 2017	1,579	
Quarter ending March 2018	1,752	↑
Quarter ending June 2018	1,758	→
Quarter ending September 2018	1,694	↓
Quarter ending December 2018	1,716	→
Variance since December 2017	8.7%	↑



ACTIVITY

Cumulative percentage of contracted UDA delivered 2018 & 2019



Month	Adjusted Scheduled Activity (UDA)	
	2018	2019
April	196	68
May	435	419
June	759	625
July	1,181	1,283
August	1,596	1,629
September	2,008	1,873
October	2,380	2,190
November	2,751	2,607
December	2,996	3,051
January	3,297	
February	3,934	
March	4,460	
April	4,894	
May	4,918	
June	4,917	

QUALITY

	Quantity	Base Number	Contract	AT	Region	England
% of FP17s for the same patient ID Re-attending within 3 months - Children	14	560	2.5%	11.3%	11.3%	11.8%
% of FP17s for the same patient ID Re-attending within 3 months - Adults	167	1,390	12.0%	16.1%	15.3%	15.6%
% of FP17s for the same patient ID Re-attending between 3 & 9 months - Children	321	560	57.3%	55.6%	61.1%	58.8%
% of FP17s for the same patient ID Re-attending between 3 & 9 months - Adults	760	1,390	54.7%	48.8%	52.4%	51.0%
% of FP17s for Band 1 Urgent Courses	144	1,771	8.1%	10.0%	9.5%	9.0%
% of FP17s Relating to Free Repair or Replacements	24	1,771	1.4%	0.5%	0.7%	0.8%
% of FP17s Relating to Continuations	3	1,771	0.2%	0.7%	0.8%	0.9%
% of Patients satisfied with the dentistry they have received	1	1	N/A	92.6%	93.1%	93.2%
% of Patients satisfied with the time they had to wait for an appointment	1	1	N/A	87.4%	87.8%	88.3%

* This is based on patients treated on this contract for their most recent course of treatment. Figures in italics indicate the base number of FP17s or Patient Questionnaire responses are less than 100. N/A is shown where the base number of responses is less than 10 during the period. % is calculated as Quantity/Base number*100

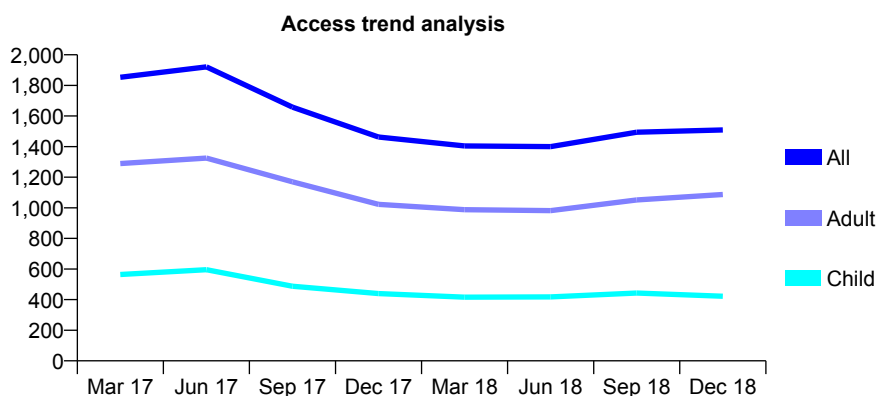
Q67 - Vital Signs At a Glance Contract Report for 125873/0003 - December 2018

Name or company name	Apex Dental Care Sturry Partnership
Contract type name	GDS Contract
Purpose of contract	General
Contract start date	01/01/2014
Contract end date	

18/19 Contracted general activity (UDA)	3,998
Carry forward general activity (UDA)	57
18/19 Contracted orthodontic activity (UOA)	0
Carry forward orthodontic activity (UOA)	0
Baseline contract value	£94,125.45

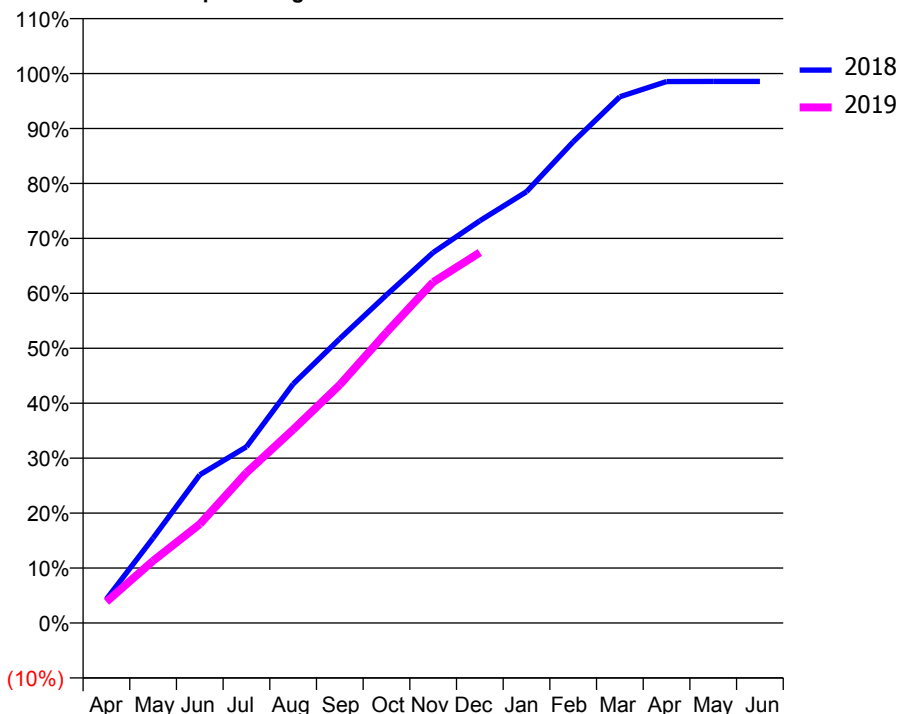
ACCESS*

Patients seen in 24 months	Total	Change since previous quarter
Quarter ending December 2017	1,463	
Quarter ending March 2018	1,404	↓
Quarter ending June 2018	1,400	→
Quarter ending September 2018	1,494	↑
Quarter ending December 2018	1,509	→
Variance since December 2017	3.1%	↑



ACTIVITY

Cumulative percentage of contracted UDA delivered 2018 & 2019



Month	Adjusted Scheduled Activity (UDA)	
	2018	2019
April	174	155
May	619	452
June	1,079	719
July	1,282	1,094
August	1,739	1,407
September	2,069	1,733
October	2,388	2,115
November	2,695	2,480
December	2,926	2,696
January	3,138	
February	3,501	
March	3,829	
April	3,940	
May	3,941	
June	3,941	

QUALITY

	Quantity	Base Number	Contract	AT	Region	England
% of FP17s for the same patient ID Re-attending within 3 months - Children	22	454	4.8%	11.3%	11.3%	11.8%
% of FP17s for the same patient ID Re-attending within 3 months - Adults	110	1,131	9.7%	16.1%	15.3%	15.6%
% of FP17s for the same patient ID Re-attending between 3 & 9 months - Children	269	454	59.3%	55.6%	61.1%	58.8%
% of FP17s for the same patient ID Re-attending between 3 & 9 months - Adults	587	1,131	51.9%	48.8%	52.4%	51.0%
% of FP17s for Band 1 Urgent Courses	130	1,532	8.5%	10.0%	9.5%	9.0%
% of FP17s Relating to Free Repair or Replacements	14	1,532	0.9%	0.5%	0.7%	0.8%
% of FP17s Relating to Continuations	2	1,532	0.1%	0.7%	0.8%	0.9%
% of Patients satisfied with the dentistry they have received	0	0	N/A	92.6%	93.1%	93.2%
% of Patients satisfied with the time they had to wait for an appointment	0	0	N/A	87.4%	87.8%	88.3%

* This is based on patients treated on this contract for their most recent course of treatment. Figures in italics indicate the base number of FP17s or Patient Questionnaire responses are less than 100. N/A is shown where the base number of responses is less than 10 during the period. % is calculated as Quantity/Base number*100

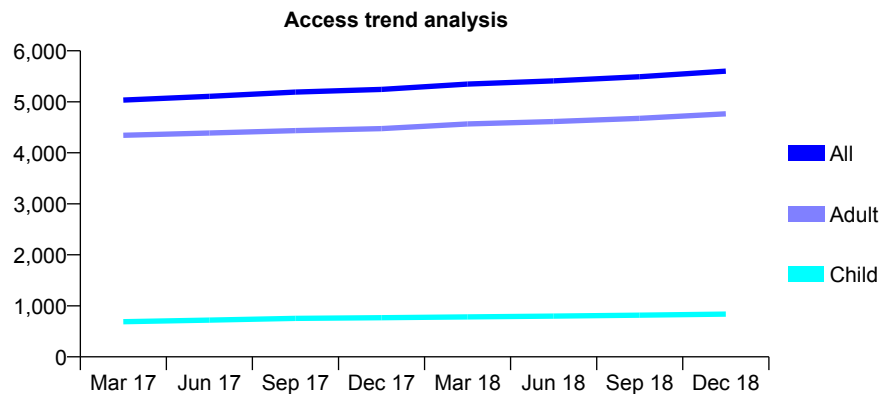
Q67 - Vital Signs At a Glance Contract Report for 127094/0001 - December 2018

Name or company name	Bute House Dental Surgery
Contract type name	GDS Contract
Purpose of contract	General
Contract start date	01/08/2014
Contract end date	

18/19 Contracted general activity (UDA)	15,312
Carry forward general activity (UDA)	0
18/19 Contracted orthodontic activity (UOA)	0
Carry forward orthodontic activity (UOA)	0
Baseline contract value	£349,981.76

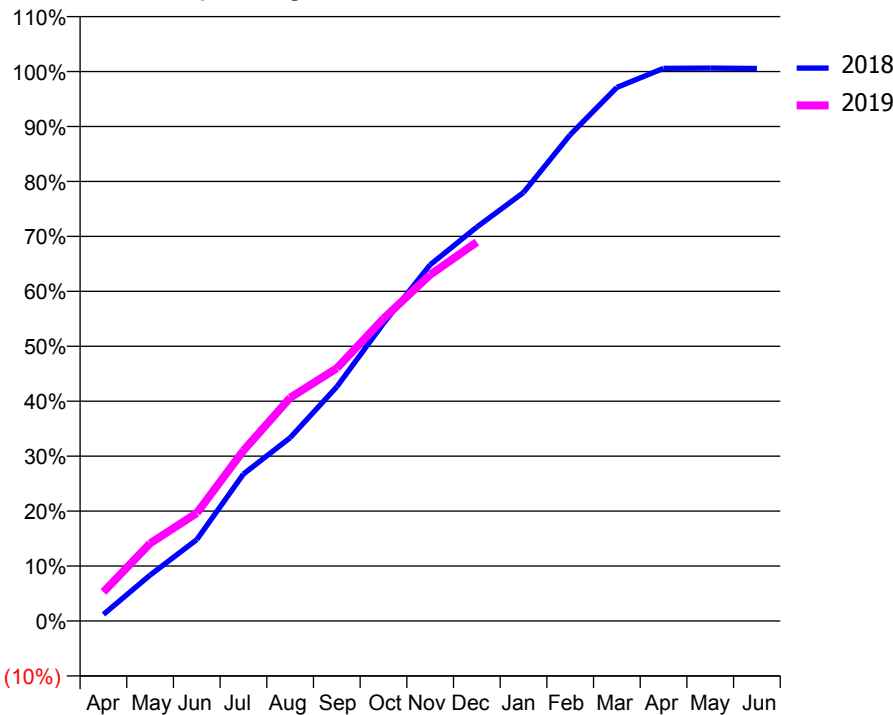
ACCESS*

Patients seen in 24 months	Total	Change since previous quarter
Quarter ending December 2017	5,243	
Quarter ending March 2018	5,349	↑
Quarter ending June 2018	5,411	→
Quarter ending September 2018	5,492	→
Quarter ending December 2018	5,601	→
Variance since December 2017	6.8%	↑



ACTIVITY

Cumulative percentage of contracted UDA delivered 2018 & 2019



Month	Adjusted Scheduled Activity (UDA)	
	2018	2019
April	183	807
May	1,278	2,165
June	2,267	3,009
July	4,096	4,750
August	5,109	6,223
September	6,528	7,042
October	8,297	8,425
November	9,928	9,648
December	10,978	10,560
January	11,942	
February	13,550	
March	14,869	
April	15,399	
May	15,408	
June	15,395	

QUALITY

	Quantity	Base Number	Contract	AT	Region	England
% of FP17s for the same patient ID Re-attending within 3 months - Children	33	933	3.5%	11.3%	11.3%	11.8%
% of FP17s for the same patient ID Re-attending within 3 months - Adults	748	5,555	13.5%	16.1%	15.3%	15.6%
% of FP17s for the same patient ID Re-attending between 3 & 9 months - Children	594	933	63.7%	55.6%	61.1%	58.8%
% of FP17s for the same patient ID Re-attending between 3 & 9 months - Adults	3,371	5,555	60.7%	48.8%	52.4%	51.0%
% of FP17s for Band 1 Urgent Courses	457	5,693	8.0%	10.0%	9.5%	9.0%
% of FP17s Relating to Free Repair or Replacements	21	5,693	0.4%	0.5%	0.7%	0.8%
% of FP17s Relating to Continuations	40	5,693	0.7%	0.7%	0.8%	0.9%
% of Patients satisfied with the dentistry they have received	4	6	N/A	92.6%	93.1%	93.2%
% of Patients satisfied with the time they had to wait for an appointment	5	6	N/A	87.4%	87.8%	88.3%

* This is based on patients treated on this contract for their most recent course of treatment. Figures in italics indicate the base number of FP17s or Patient Questionnaire responses are less than 100. N/A is shown where the base number of responses is less than 10 during the period. % is calculated as Quantity/Base number*100

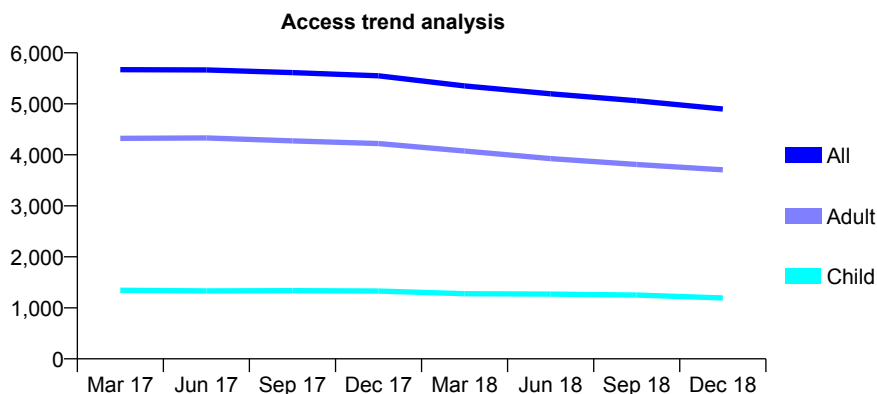
Q67 - Vital Signs At a Glance Contract Report for 138851/0001 - December 2018

Name or company name	Longford Dental Centre
Contract type name	GDS Contract
Purpose of contract	General
Contract start date	01/07/2009
Contract end date	

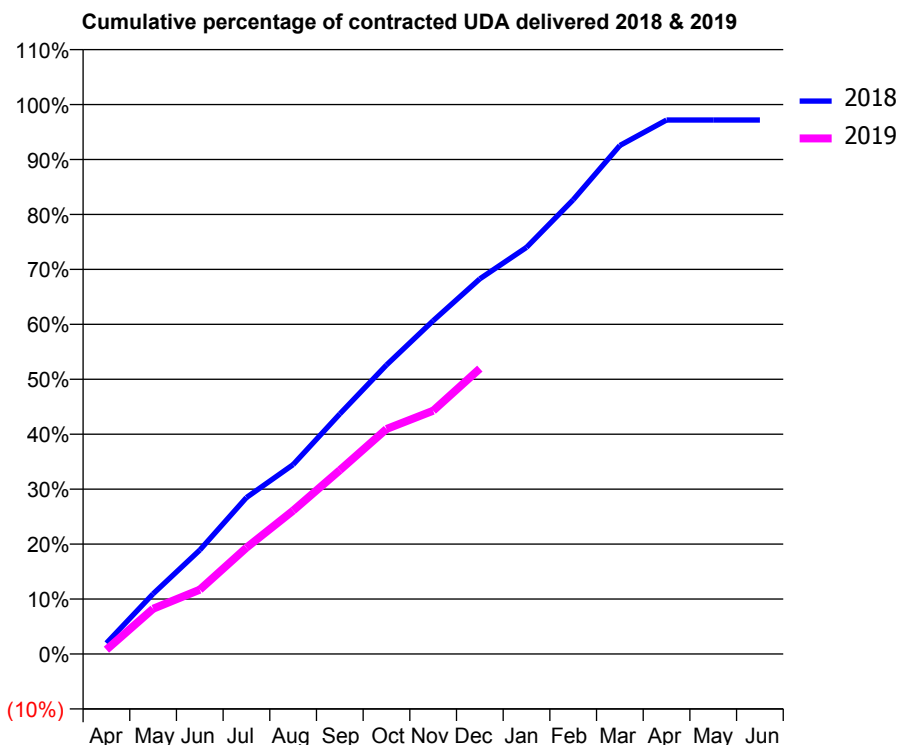
18/19 Contracted general activity (UDA)	14,628
Carry forward general activity (UDA)	414
18/19 Contracted orthodontic activity (UOA)	0
Carry forward orthodontic activity (UOA)	0
Baseline contract value	£412,036.29

ACCESS*

Patients seen in 24 months	Total	Change since previous quarter
Quarter ending December 2017	5,549	
Quarter ending March 2018	5,351	↓
Quarter ending June 2018	5,195	↓
Quarter ending September 2018	5,061	↓
Quarter ending December 2018	4,898	↓
Variance since December 2017	(11.7%)	↓



ACTIVITY



Month	Adjusted Scheduled Activity (UDA)	
	2018	2019
April	288	114
May	1,603	1,207
June	2,766	1,711
July	4,166	2,831
August	5,043	3,818
September	6,391	4,893
October	7,694	5,989
November	8,873	6,477
December	9,986	7,599
January	10,823	
February	12,092	
March	13,539	
April	14,214	
May	14,214	
June	14,214	

QUALITY

	Quantity	Base Number	Contract	AT	Region	England
% of FP17s for the same patient ID Re-attending within 3 months - Children	37	890	4.2%	11.3%	11.3%	11.8%
% of FP17s for the same patient ID Re-attending within 3 months - Adults	381	2,493	15.3%	16.1%	15.3%	15.6%
% of FP17s for the same patient ID Re-attending between 3 & 9 months - Children	317	890	35.6%	55.6%	61.1%	58.8%
% of FP17s for the same patient ID Re-attending between 3 & 9 months - Adults	630	2,493	25.3%	48.8%	52.4%	51.0%
% of FP17s for Band 1 Urgent Courses	238	3,192	7.5%	10.0%	9.5%	9.0%
% of FP17s Relating to Free Repair or Replacements	63	3,192	2.0%	0.5%	0.7%	0.8%
% of FP17s Relating to Continuations	95	3,192	3.0%	0.7%	0.8%	0.9%
% of Patients satisfied with the dentistry they have received	3	3	N/A	92.6%	93.1%	93.2%
% of Patients satisfied with the time they had to wait for an appointment	3	3	N/A	87.4%	87.8%	88.3%

* This is based on patients treated on this contract for their most recent course of treatment. Figures in italics indicate the base number of FP17s or Patient Questionnaire responses are less than 100. N/A is shown where the base number of responses is less than 10 during the period. % is calculated as Quantity/Base number*100

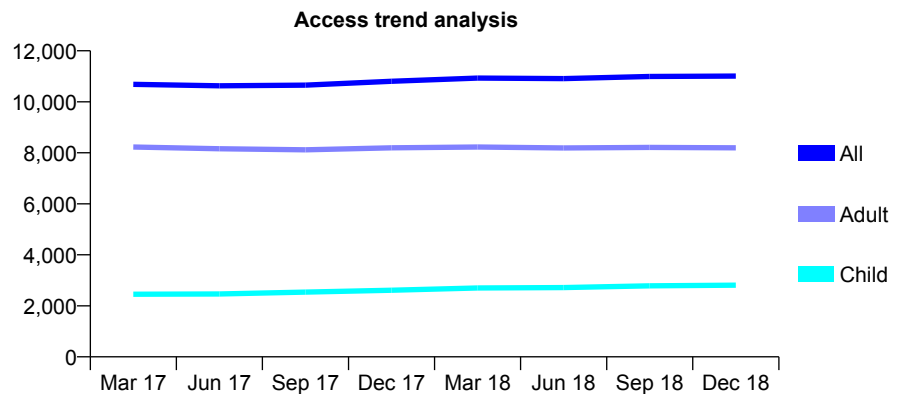
Q67 - Vital Signs At a Glance Contract Report for 141836/0001 - December 2018

Name or company name	Senacre Lodge Dental Practice
Contract type name	GDS Contract
Purpose of contract	General
Contract start date	01/03/2013
Contract end date	

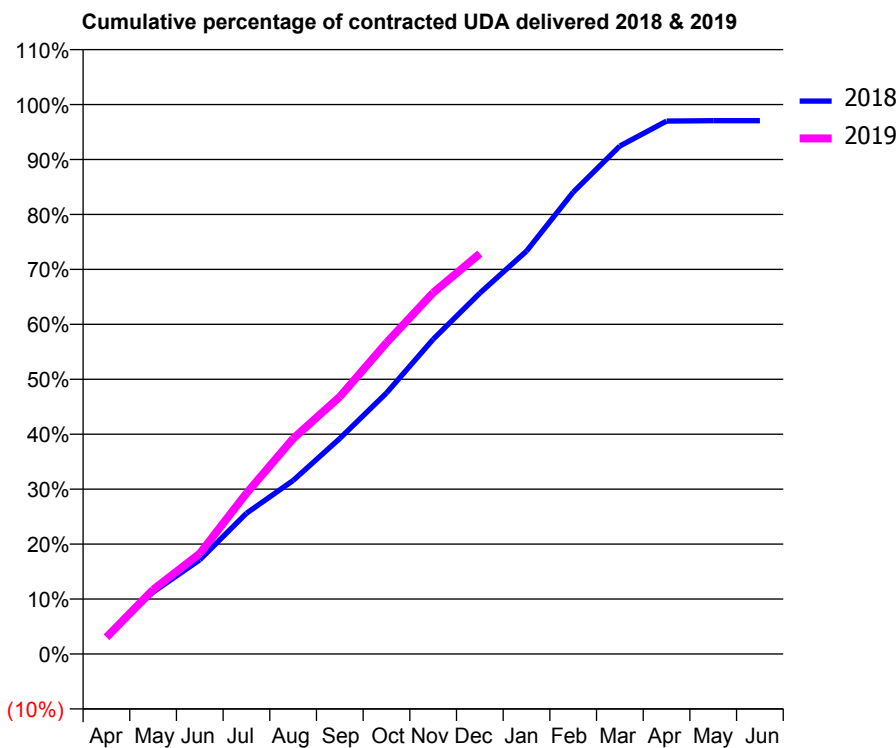
18/19 Contracted general activity (UDA)	27,844
Carry forward general activity (UDA)	820
18/19 Contracted orthodontic activity (UOA)	0
Carry forward orthodontic activity (UOA)	0
Baseline contract value	£700,125.63

ACCESS*

Patients seen in 24 months	Total	Change since previous quarter
Quarter ending December 2017	10,805	
Quarter ending March 2018	10,929	→
Quarter ending June 2018	10,908	→
Quarter ending September 2018	10,994	→
Quarter ending December 2018	11,010	→
Variance since December 2017	1.9%	→



ACTIVITY



Month	Adjusted Scheduled Activity (UDA)	
	2018	2019
April	906	849
May	3,138	3,260
June	4,771	5,089
July	7,129	8,146
August	8,793	10,914
September	10,922	13,037
October	13,223	15,777
November	15,950	18,308
December	18,287	20,291
January	20,416	
February	23,400	
March	25,741	
April	27,001	
May	27,025	
June	27,023	

QUALITY

	Quantity	Base Number	Contract	AT	Region	England
% of FP17s for the same patient ID Re-attending within 3 months - Children	186	3,438	5.4%	11.3%	11.3%	11.8%
% of FP17s for the same patient ID Re-attending within 3 months - Adults	1,380	9,718	14.2%	16.1%	15.3%	15.6%
% of FP17s for the same patient ID Re-attending between 3 & 9 months - Children	2,369	3,438	68.9%	55.6%	61.1%	58.8%
% of FP17s for the same patient ID Re-attending between 3 & 9 months - Adults	5,388	9,718	55.4%	48.8%	52.4%	51.0%
% of FP17s for Band 1 Urgent Courses	1,339	12,543	10.7%	10.0%	9.5%	9.0%
% of FP17s Relating to Free Repair or Replacements	91	12,543	0.7%	0.5%	0.7%	0.8%
% of FP17s Relating to Continuations	74	12,543	0.6%	0.7%	0.8%	0.9%
% of Patients satisfied with the dentistry they have received	8	8	N/A	92.6%	93.1%	93.2%
% of Patients satisfied with the time they had to wait for an appointment	7	8	N/A	87.4%	87.8%	88.3%

* This is based on patients treated on this contract for their most recent course of treatment. Figures in italics indicate the base number of FP17s or Patient Questionnaire responses are less than 100. N/A is shown where the base number of responses is less than 10 during the period. % is calculated as Quantity/Base number*100

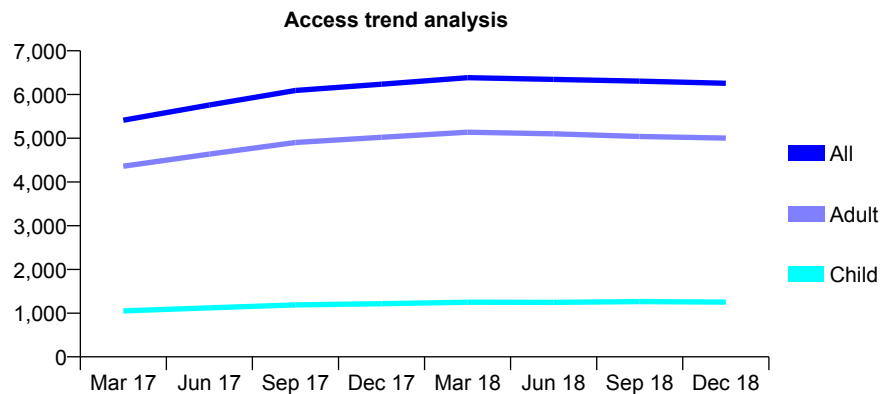
Q67 - Vital Signs At a Glance Contract Report for 141984/0002 - December 2018

Name or company name	Bank House Dental Practice Partnership
Contract type name	GDS Contract
Purpose of contract	General
Contract start date	01/12/2015
Contract end date	

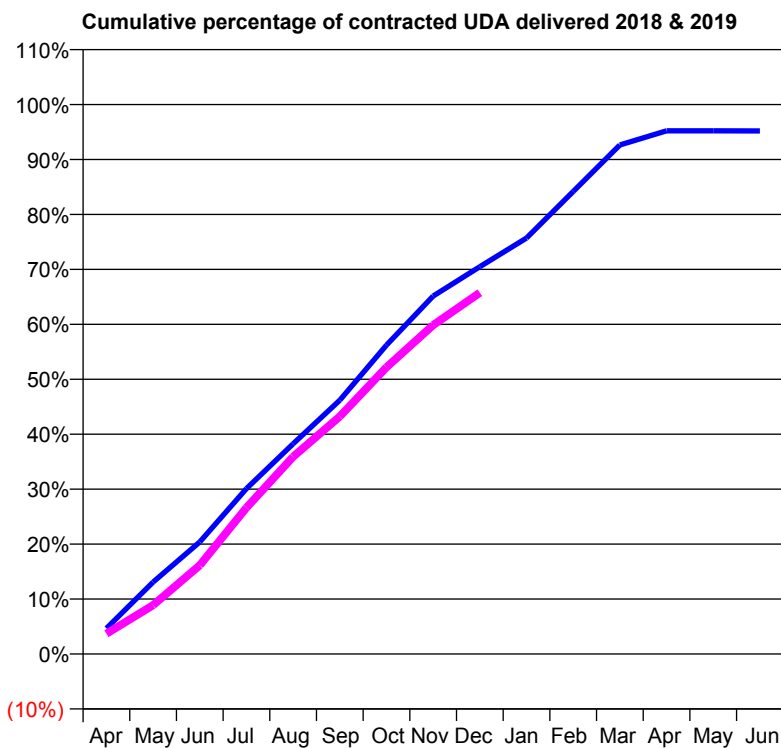
18/19 Contracted general activity (UDA)	17,369
Carry forward general activity (UDA)	0
18/19 Contracted orthodontic activity (UOA)	0
Carry forward orthodontic activity (UOA)	0
Baseline contract value	£547,089.43

ACCESS*

Patients seen in 24 months	Total	Change since previous quarter
Quarter ending December 2017	6,237	
Quarter ending March 2018	6,386	↑
Quarter ending June 2018	6,346	→
Quarter ending September 2018	6,305	→
Quarter ending December 2018	6,256	→
Variance since December 2017	0.3%	→



ACTIVITY



Month	Adjusted Scheduled Activity (UDA)	
	2018	2019
April	810	644
May	2,276	1,544
June	3,544	2,804
July	5,230	4,625
August	6,644	6,235
September	8,021	7,510
October	9,766	9,063
November	11,317	10,398
December	12,244	11,420
January	13,150	
February	14,619	
March	16,089	
April	16,538	
May	16,539	
June	16,534	

QUALITY

	Quantity	Base Number	Contract	AT	Region	England
% of FP17s for the same patient ID Re-attending within 3 months - Children	63	1,269	5.0%	11.3%	11.3%	11.8%
% of FP17s for the same patient ID Re-attending within 3 months - Adults	804	5,214	15.4%	16.1%	15.3%	15.6%
% of FP17s for the same patient ID Re-attending between 3 & 9 months - Children	685	1,269	54.0%	55.6%	61.1%	58.8%
% of FP17s for the same patient ID Re-attending between 3 & 9 months - Adults	2,574	5,214	49.4%	48.8%	52.4%	51.0%
% of FP17s for Band 1 Urgent Courses	710	6,245	11.4%	10.0%	9.5%	9.0%
% of FP17s Relating to Free Repair or Replacements	34	6,245	0.5%	0.5%	0.7%	0.8%
% of FP17s Relating to Continuations	114	6,245	1.8%	0.7%	0.8%	0.9%
% of Patients satisfied with the dentistry they have received	2	2	N/A	92.6%	93.1%	93.2%
% of Patients satisfied with the time they had to wait for an appointment	2	2	N/A	87.4%	87.8%	88.3%

* This is based on patients treated on this contract for their most recent course of treatment. Figures in italics indicate the base number of FP17s or Patient Questionnaire responses are less than 100. N/A is shown where the base number of responses is less than 10 during the period. % is calculated as Quantity/Base number*100

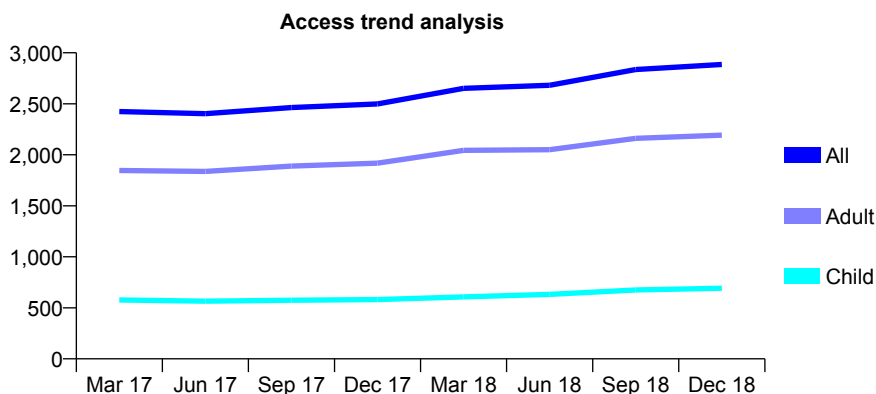
Q67 - Vital Signs At a Glance Contract Report for 143715/0001 - December 2018

Name or company name	Dr G Biant Ltd
Contract type name	GDS Contract
Purpose of contract	General
Contract start date	01/11/2010
Contract end date	

18/19 Contracted general activity (UDA)	7,515
Carry forward general activity (UDA)	0
18/19 Contracted orthodontic activity (UOA)	0
Carry forward orthodontic activity (UOA)	0
Baseline contract value	£220,108.34

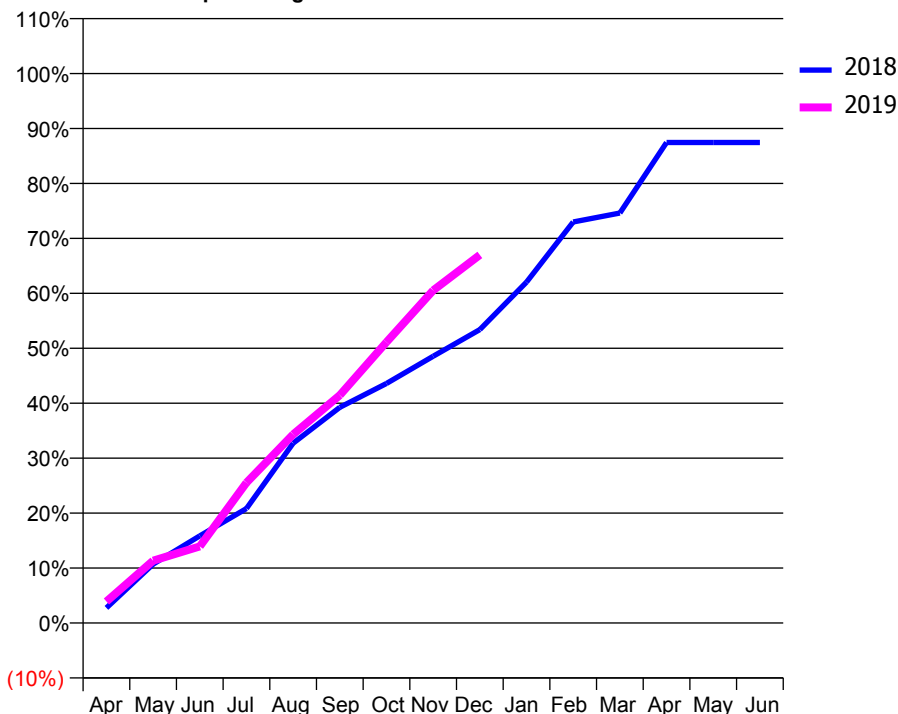
ACCESS*

Patients seen in 24 months	Total	Change since previous quarter
Quarter ending December 2017	2,499	
Quarter ending March 2018	2,651	↑
Quarter ending June 2018	2,682	→
Quarter ending September 2018	2,836	↑
Quarter ending December 2018	2,885	→
Variance since December 2017	15.4%	↑



ACTIVITY

Cumulative percentage of contracted UDA delivered 2018 & 2019



Month	Adjusted Scheduled Activity (UDA)	
	2018	2019
April	206	295
May	805	852
June	1,192	1,048
July	1,566	1,920
August	2,459	2,580
September	2,950	3,115
October	3,277	3,841
November	3,648	4,548
December	4,012	5,034
January	4,662	
February	5,485	
March	5,607	
April	6,571	
May	6,571	
June	6,571	

QUALITY

	Quantity	Base Number	Contract	AT	Region	England
% of FP17s for the same patient ID Re-attending within 3 months - Children	74	872	8.5%	11.3%	11.3%	11.8%
% of FP17s for the same patient ID Re-attending within 3 months - Adults	377	2,675	14.1%	16.1%	15.3%	15.6%
% of FP17s for the same patient ID Re-attending between 3 & 9 months - Children	438	872	50.2%	55.6%	61.1%	58.8%
% of FP17s for the same patient ID Re-attending between 3 & 9 months - Adults	1,279	2,675	47.8%	48.8%	52.4%	51.0%
% of FP17s for Band 1 Urgent Courses	301	2,776	10.8%	10.0%	9.5%	9.0%
% of FP17s Relating to Free Repair or Replacements	17	2,776	0.6%	0.5%	0.7%	0.8%
% of FP17s Relating to Continuations	3	2,776	0.1%	0.7%	0.8%	0.9%
% of Patients satisfied with the dentistry they have received	8	8	N/A	92.6%	93.1%	93.2%
% of Patients satisfied with the time they had to wait for an appointment	8	8	N/A	87.4%	87.8%	88.3%

* This is based on patients treated on this contract for their most recent course of treatment. Figures in italics indicate the base number of FP17s or Patient Questionnaire responses are less than 100. N/A is shown where the base number of responses is less than 10 during the period. % is calculated as Quantity/Base number*100

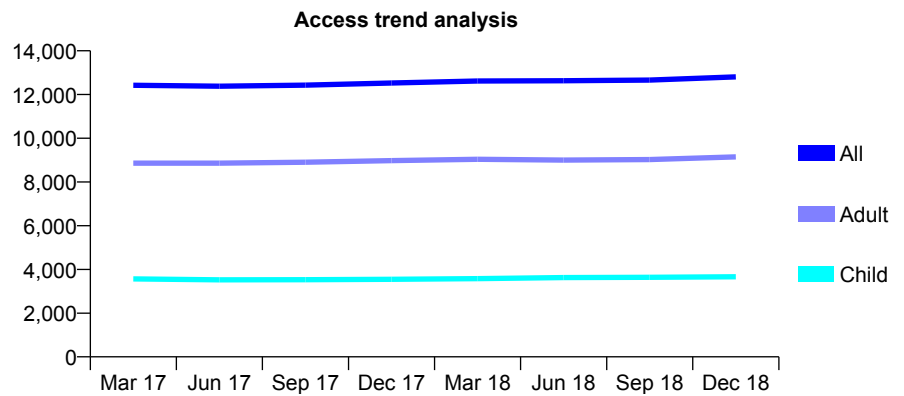
Q67 - Vital Signs At a Glance Contract Report for 145580/0001 - December 2018

Name or company name	Oradent Kent Ltd
Contract type name	GDS Contract
Purpose of contract	General
Contract start date	01/04/2008
Contract end date	

18/19 Contracted general activity (UDA)	39,556
Carry forward general activity (UDA)	0
18/19 Contracted orthodontic activity (UOA)	0
Carry forward orthodontic activity (UOA)	0
Baseline contract value	£926,323.64

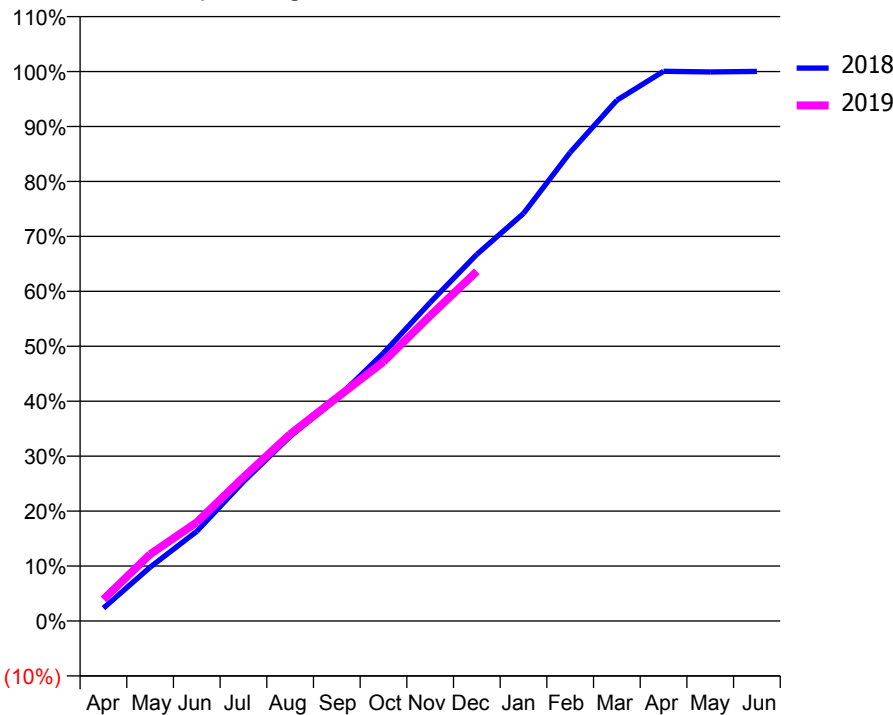
ACCESS*

Patients seen in 24 months	Total	Change since previous quarter
Quarter ending December 2017	12,524	
Quarter ending March 2018	12,616	→
Quarter ending June 2018	12,629	→
Quarter ending September 2018	12,663	→
Quarter ending December 2018	12,808	→
Variance since December 2017	2.3%	↑



ACTIVITY

Cumulative percentage of contracted UDA delivered 2018 & 2019



Month	Adjusted Scheduled Activity (UDA)	
	2018	2019
April	834	1,562
May	3,478	4,803
June	5,798	7,109
July	9,019	10,357
August	11,950	13,452
September	14,407	16,077
October	17,340	18,663
November	20,608	21,976
December	23,727	25,173
January	26,372	
February	30,321	
March	33,696	
April	35,571	
May	35,528	
June	35,561	

QUALITY

	Quantity	Base Number	Contract	AT	Region	England
% of FP17s for the same patient ID Re-attending within 3 months - Children	331	4,268	7.8%	11.3%	11.3%	11.8%
% of FP17s for the same patient ID Re-attending within 3 months - Adults	1,238	9,593	12.9%	16.1%	15.3%	15.6%
% of FP17s for the same patient ID Re-attending between 3 & 9 months - Children	2,628	4,268	61.6%	55.6%	61.1%	58.8%
% of FP17s for the same patient ID Re-attending between 3 & 9 months - Adults	5,159	9,593	53.8%	48.8%	52.4%	51.0%
% of FP17s for Band 1 Urgent Courses	1,009	13,144	7.7%	10.0%	9.5%	9.0%
% of FP17s Relating to Free Repair or Replacements	98	13,144	0.7%	0.5%	0.7%	0.8%
% of FP17s Relating to Continuations	35	13,144	0.3%	0.7%	0.8%	0.9%
% of Patients satisfied with the dentistry they have received	8	8	N/A	92.6%	93.1%	93.2%
% of Patients satisfied with the time they had to wait for an appointment	8	8	N/A	87.4%	87.8%	88.3%

* This is based on patients treated on this contract for their most recent course of treatment. Figures in italics indicate the base number of FP17s or Patient Questionnaire responses are less than 100. N/A is shown where the base number of responses is less than 10 during the period. % is calculated as Quantity/Base number*100

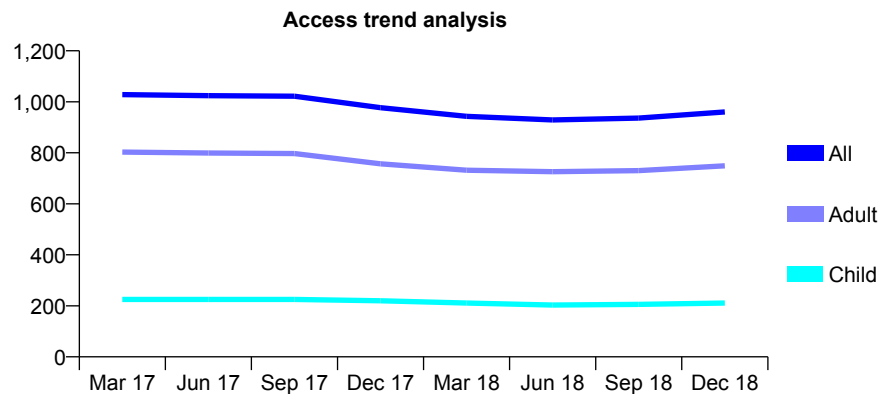
Q67 - Vital Signs At a Glance Contract Report for 145580/0002 - December 2018

Name or company name	Oradent Kent Ltd
Contract type name	GDS Contract
Purpose of contract	General
Contract start date	01/04/2008
Contract end date	

18/19 Contracted general activity (UDA)	6,354
Carry forward general activity (UDA)	104
18/19 Contracted orthodontic activity (UOA)	0
Carry forward orthodontic activity (UOA)	0
Baseline contract value	£160,276.39

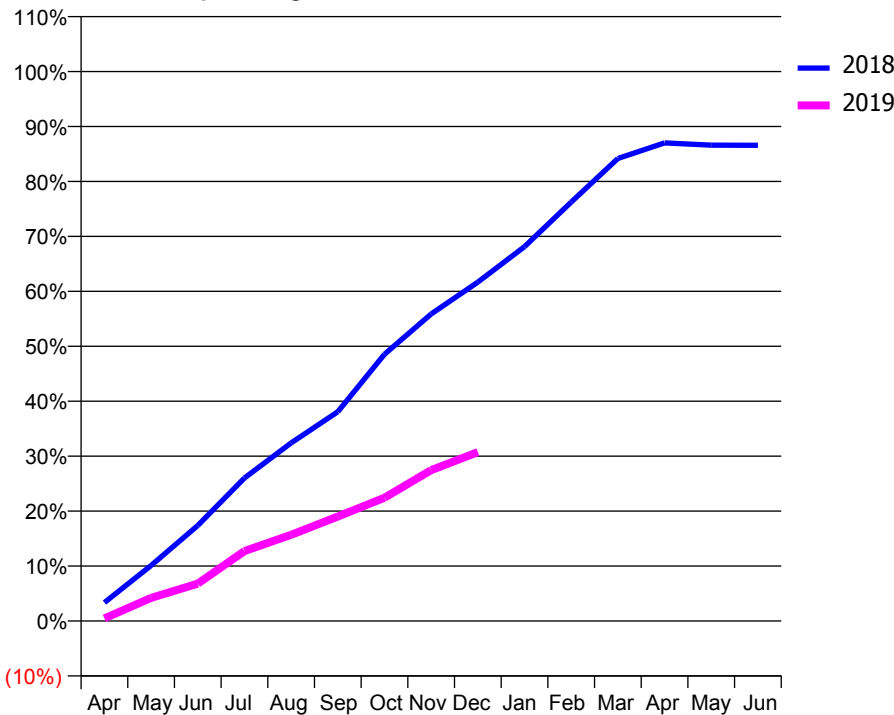
ACCESS*

Patients seen in 24 months	Total	Change since previous quarter
Quarter ending December 2017	977	
Quarter ending March 2018	943	↓
Quarter ending June 2018	929	↓
Quarter ending September 2018	936	→
Quarter ending December 2018	960	↑
Variance since December 2017	(1.7%)	↓



ACTIVITY

Cumulative percentage of contracted UDA delivered 2018 & 2019



Month	Adjusted Scheduled Activity (UDA)	
	2018	2019
April	126	30
May	380	268
June	652	433
July	977	809
August	1,216	997
September	1,430	1,209
October	1,823	1,426
November	2,098	1,744
December	2,316	1,952
January	2,557	
February	2,861	
March	3,160	
April	3,266	
May	3,251	
June	3,250	

QUALITY

	Quantity	Base Number	Contract	AT	Region	England
% of FP17s for the same patient ID Re-attending within 3 months - Children	9	180	5.0%	11.3%	11.3%	11.8%
% of FP17s for the same patient ID Re-attending within 3 months - Adults	49	615	8.0%	16.1%	15.3%	15.6%
% of FP17s for the same patient ID Re-attending between 3 & 9 months - Children	60	180	33.3%	55.6%	61.1%	58.8%
% of FP17s for the same patient ID Re-attending between 3 & 9 months - Adults	232	615	37.7%	48.8%	52.4%	51.0%
% of FP17s for Band 1 Urgent Courses	37	764	4.8%	10.0%	9.5%	9.0%
% of FP17s Relating to Free Repair or Replacements	2	764	0.3%	0.5%	0.7%	0.8%
% of FP17s Relating to Continuations	2	764	0.3%	0.7%	0.8%	0.9%
% of Patients satisfied with the dentistry they have received	2	2	N/A	92.6%	93.1%	93.2%
% of Patients satisfied with the time they had to wait for an appointment	2	2	N/A	87.4%	87.8%	88.3%

* This is based on patients treated on this contract for their most recent course of treatment. Figures in italics indicate the base number of FP17s or Patient Questionnaire responses are less than 100. N/A is shown where the base number of responses is less than 10 during the period. % is calculated as Quantity/Base number*100

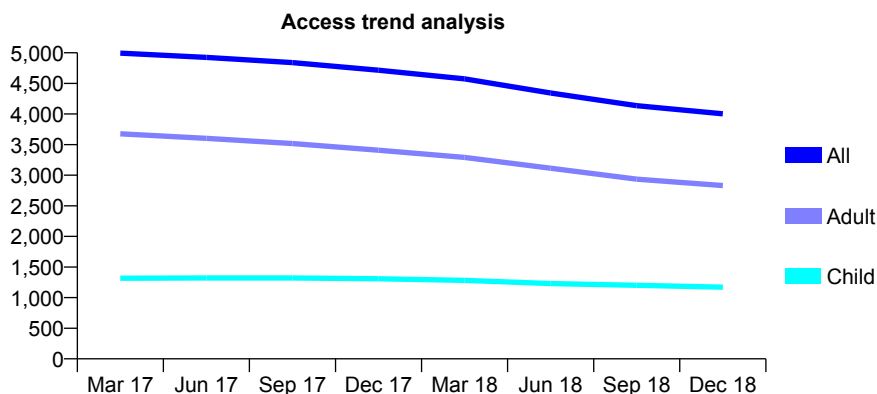
Q67 - Vital Signs At a Glance Contract Report for 146633/0001 - December 2018

Name or company name	South England Dental Practice Partnership
Contract type name	GDS Contract
Purpose of contract	General
Contract start date	01/09/2013
Contract end date	

18/19 Contracted general activity (UDA)	12,500
Carry forward general activity (UDA)	0
18/19 Contracted orthodontic activity (UOA)	0
Carry forward orthodontic activity (UOA)	0
Baseline contract value	£366,727.55

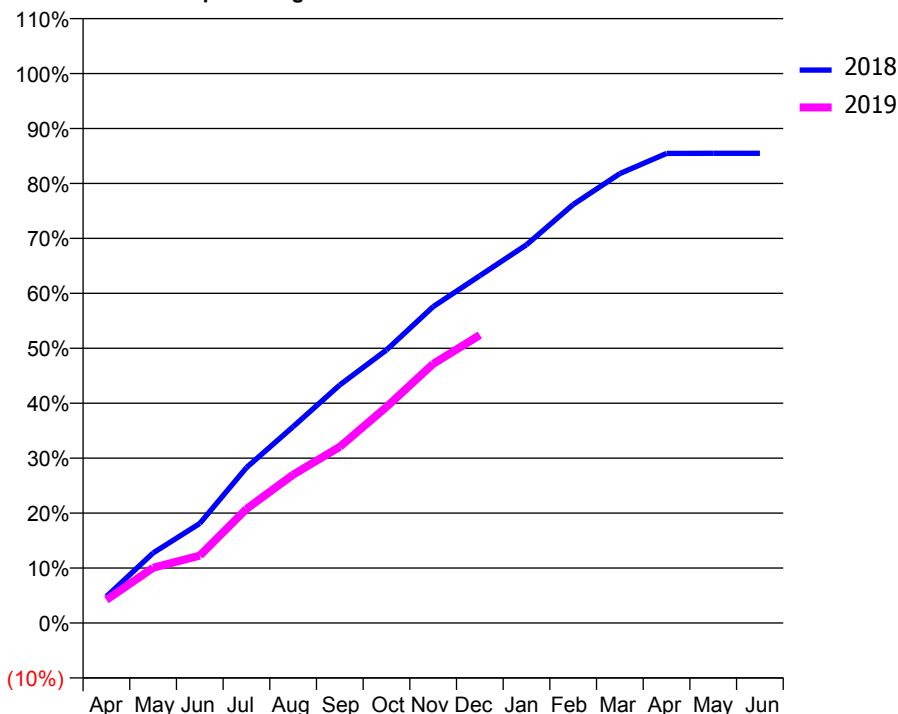
ACCESS*

Patients seen in 24 months	Total	Change since previous quarter
Quarter ending December 2017	4,716	
Quarter ending March 2018	4,573	↓
Quarter ending June 2018	4,344	↓
Quarter ending September 2018	4,137	↓
Quarter ending December 2018	4,003	↓
Variance since December 2017	(15.1%)	↓



ACTIVITY

Cumulative percentage of contracted UDA delivered 2018 & 2019



Month	Adjusted Scheduled Activity (UDA)	
	2018	2019
April	601	527
May	1,593	1,259
June	2,265	1,534
July	3,537	2,596
August	4,466	3,375
September	5,416	4,009
October	6,210	4,916
November	7,196	5,897
December	7,901	6,550
January	8,604	
February	9,520	
March	10,225	
April	10,683	
May	10,686	
June	10,686	

QUALITY

	Quantity	Base Number	Contract	AT	Region	England
% of FP17s for the same patient ID Re-attending within 3 months - Children	27	931	2.9%	11.3%	11.3%	11.8%
% of FP17s for the same patient ID Re-attending within 3 months - Adults	249	2,173	11.5%	16.1%	15.3%	15.6%
% of FP17s for the same patient ID Re-attending between 3 & 9 months - Children	443	931	47.6%	55.6%	61.1%	58.8%
% of FP17s for the same patient ID Re-attending between 3 & 9 months - Adults	833	2,173	38.3%	48.8%	52.4%	51.0%
% of FP17s for Band 1 Urgent Courses	216	2,956	7.3%	10.0%	9.5%	9.0%
% of FP17s Relating to Free Repair or Replacements	15	2,956	0.5%	0.5%	0.7%	0.8%
% of FP17s Relating to Continuations	40	2,956	1.4%	0.7%	0.8%	0.9%
% of Patients satisfied with the dentistry they have received	2	3	N/A	92.6%	93.1%	93.2%
% of Patients satisfied with the time they had to wait for an appointment	2	3	N/A	87.4%	87.8%	88.3%

* This is based on patients treated on this contract for their most recent course of treatment. Figures in italics indicate the base number of FP17s or Patient Questionnaire responses are less than 100. N/A is shown where the base number of responses is less than 10 during the period. % is calculated as Quantity/Base number*100

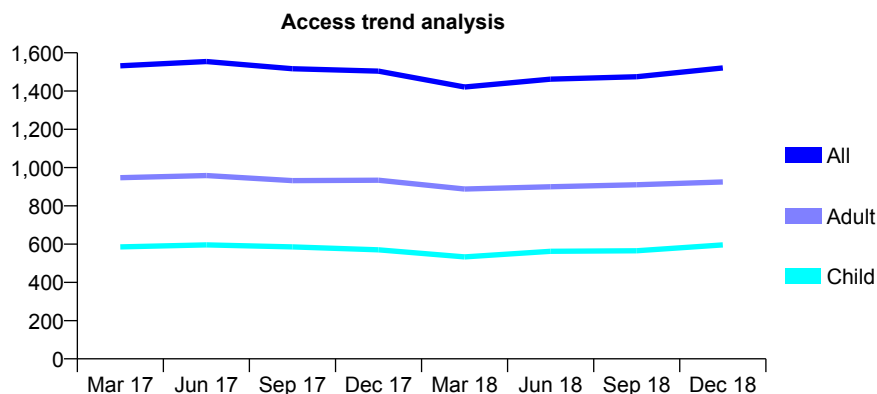
Q67 - Vital Signs At a Glance Contract Report for 146749/0001 - December 2018

Name or company name	Patiali Limited
Contract type name	GDS Contract
Purpose of contract	General
Contract start date	01/05/2011
Contract end date	

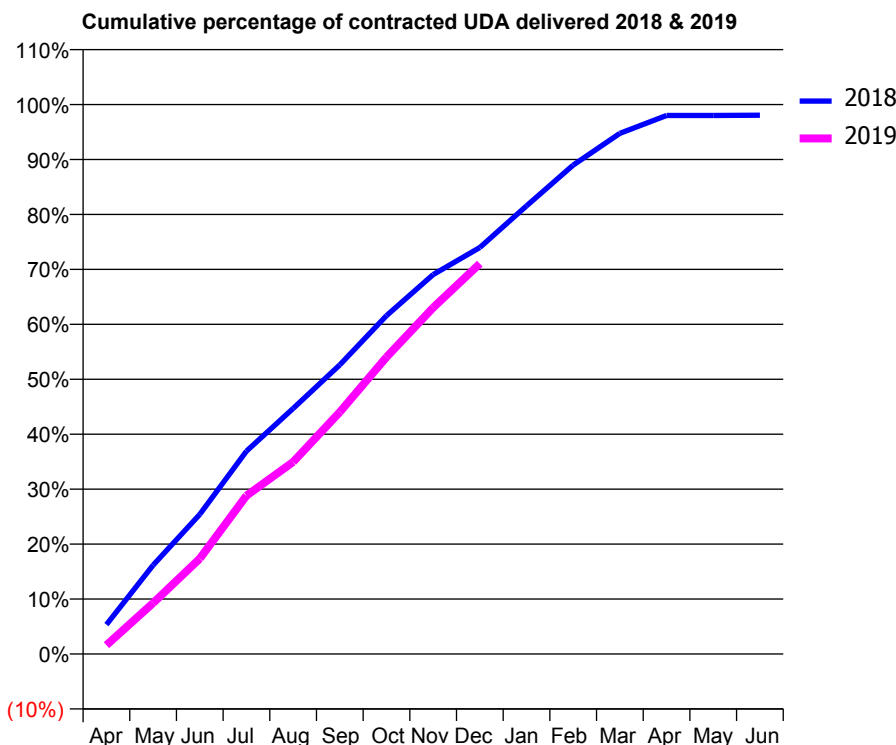
18/19 Contracted general activity (UDA)	4,395
Carry forward general activity (UDA)	86
18/19 Contracted orthodontic activity (UOA)	0
Carry forward orthodontic activity (UOA)	0
Baseline contract value	£112,068.03

ACCESS*

Patients seen in 24 months	Total	Change since previous quarter
Quarter ending December 2017	1,504	
Quarter ending March 2018	1,421	↓
Quarter ending June 2018	1,462	↑
Quarter ending September 2018	1,475	→
Quarter ending December 2018	1,521	↑
Variance since December 2017	1.1%	→



ACTIVITY



Adjusted Scheduled Activity (UDA)		
Month	2018	2019
April	235	71
May	711	408
June	1,117	764
July	1,622	1,267
August	1,964	1,537
September	2,313	1,936
October	2,707	2,375
November	3,035	2,770
December	3,251	3,123
January	3,585	
February	3,911	
March	4,165	
April	4,307	
May	4,307	
June	4,309	

QUALITY

	Quantity	Base Number	Contract	AT	Region	England
% of FP17s for the same patient ID Re-attending within 3 months - Children	57	638	8.9%	11.3%	11.3%	11.8%
% of FP17s for the same patient ID Re-attending within 3 months - Adults	154	965	16.0%	16.1%	15.3%	15.6%
% of FP17s for the same patient ID Re-attending between 3 & 9 months - Children	323	638	50.6%	55.6%	61.1%	58.8%
% of FP17s for the same patient ID Re-attending between 3 & 9 months - Adults	426	965	44.1%	48.8%	52.4%	51.0%
% of FP17s for Band 1 Urgent Courses	190	1,536	12.4%	10.0%	9.5%	9.0%
% of FP17s Relating to Free Repair or Replacements	13	1,536	0.8%	0.5%	0.7%	0.8%
% of FP17s Relating to Continuations	0	1,536	0.0%	0.7%	0.8%	0.9%
% of Patients satisfied with the dentistry they have received	0	0	N/A	92.6%	93.1%	93.2%
% of Patients satisfied with the time they had to wait for an appointment	0	0	N/A	87.4%	87.8%	88.3%

* This is based on patients treated on this contract for their most recent course of treatment. Figures in italics indicate the base number of FP17s or Patient Questionnaire responses are less than 100. N/A is shown where the base number of responses is less than 10 during the period. % is calculated as Quantity/Base number*100

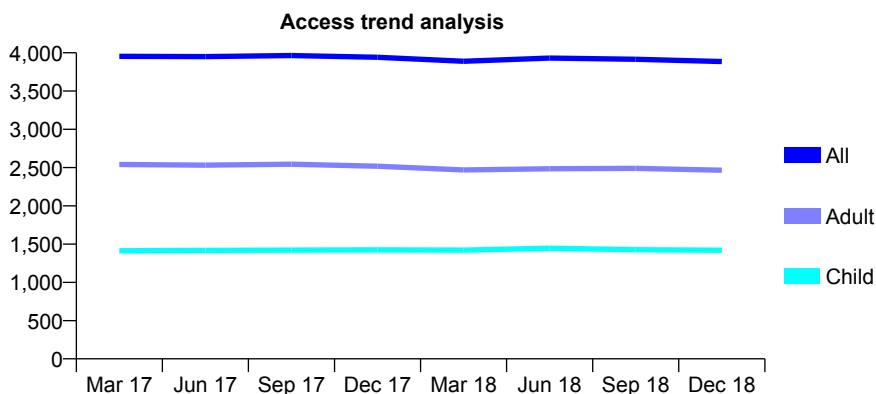
Q67 - Vital Signs At a Glance Contract Report for 146749/0002 - December 2018

Name or company name	Patiali Limited
Contract type name	GDS Contract
Purpose of contract	General
Contract start date	01/05/2011
Contract end date	

18/19 Contracted general activity (UDA)	9,536
Carry forward general activity (UDA)	0
18/19 Contracted orthodontic activity (UOA)	0
Carry forward orthodontic activity (UOA)	0
Baseline contract value	£254,025.50

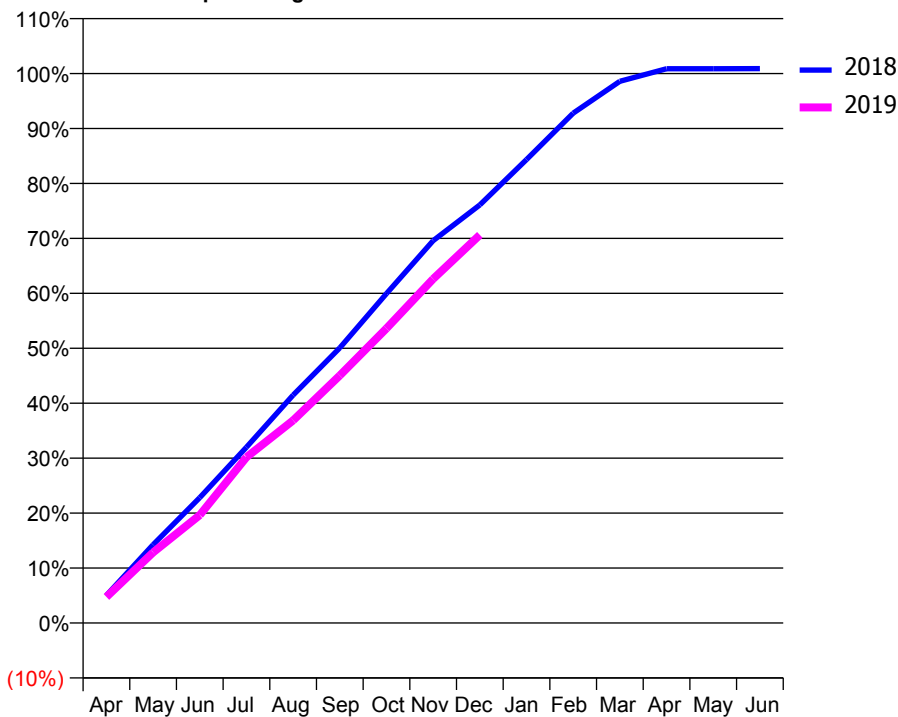
ACCESS*

Patients seen in 24 months	Total	Change since previous quarter
Quarter ending December 2017	3,942	
Quarter ending March 2018	3,890	↓
Quarter ending June 2018	3,931	→
Quarter ending September 2018	3,916	→
Quarter ending December 2018	3,886	→
Variance since December 2017	(1.4%)	↓



ACTIVITY

Cumulative percentage of contracted UDA delivered 2018 & 2019



Month	Adjusted Scheduled Activity (UDA)	
	2018	2019
April	480	452
May	1,360	1,225
June	2,176	1,872
July	3,052	2,878
August	3,955	3,517
September	4,775	4,296
October	5,717	5,114
November	6,636	5,971
December	7,255	6,734
January	8,042	
February	8,847	
March	9,401	
April	9,620	
May	9,620	
June	9,622	

QUALITY

	Quantity	Base Number	Contract	AT	Region	England
% of FP17s for the same patient ID Re-attending within 3 months - Children	134	1,624	8.3%	11.3%	11.3%	11.8%
% of FP17s for the same patient ID Re-attending within 3 months - Adults	342	2,481	13.8%	16.1%	15.3%	15.6%
% of FP17s for the same patient ID Re-attending between 3 & 9 months - Children	977	1,624	60.2%	55.6%	61.1%	58.8%
% of FP17s for the same patient ID Re-attending between 3 & 9 months - Adults	1,252	2,481	50.5%	48.8%	52.4%	51.0%
% of FP17s for Band 1 Urgent Courses	302	3,296	9.2%	10.0%	9.5%	9.0%
% of FP17s Relating to Free Repair or Replacements	42	3,296	1.3%	0.5%	0.7%	0.8%
% of FP17s Relating to Continuations	4	3,296	0.1%	0.7%	0.8%	0.9%
% of Patients satisfied with the dentistry they have received	5	5	N/A	92.6%	93.1%	93.2%
% of Patients satisfied with the time they had to wait for an appointment	4	5	N/A	87.4%	87.8%	88.3%

* This is based on patients treated on this contract for their most recent course of treatment. Figures in italics indicate the base number of FP17s or Patient Questionnaire responses are less than 100. N/A is shown where the base number of responses is less than 10 during the period. % is calculated as Quantity/Base number*100

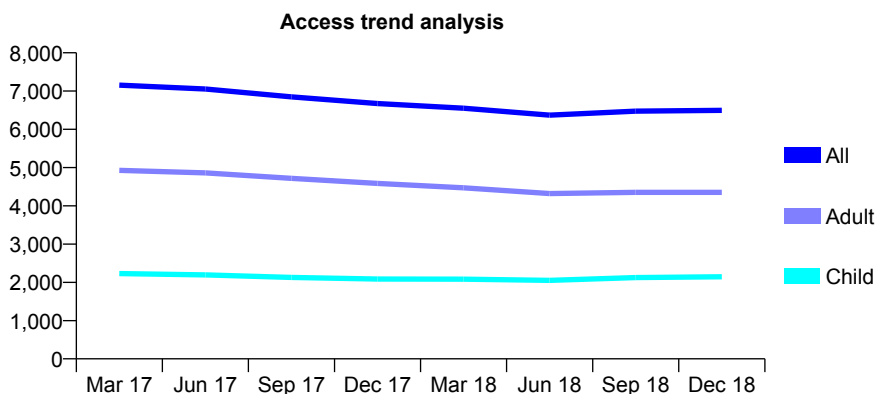
Q67 - Vital Signs At a Glance Contract Report for 148628/0001 - December 2018

Name or company name	Gravesend Dental Surgery
Contract type name	GDS Contract
Purpose of contract	General
Contract start date	15/02/2014
Contract end date	

18/19 Contracted general activity (UDA)	18,214
Carry forward general activity (UDA)	75
18/19 Contracted orthodontic activity (UOA)	0
Carry forward orthodontic activity (UOA)	0
Baseline contract value	£523,156.97

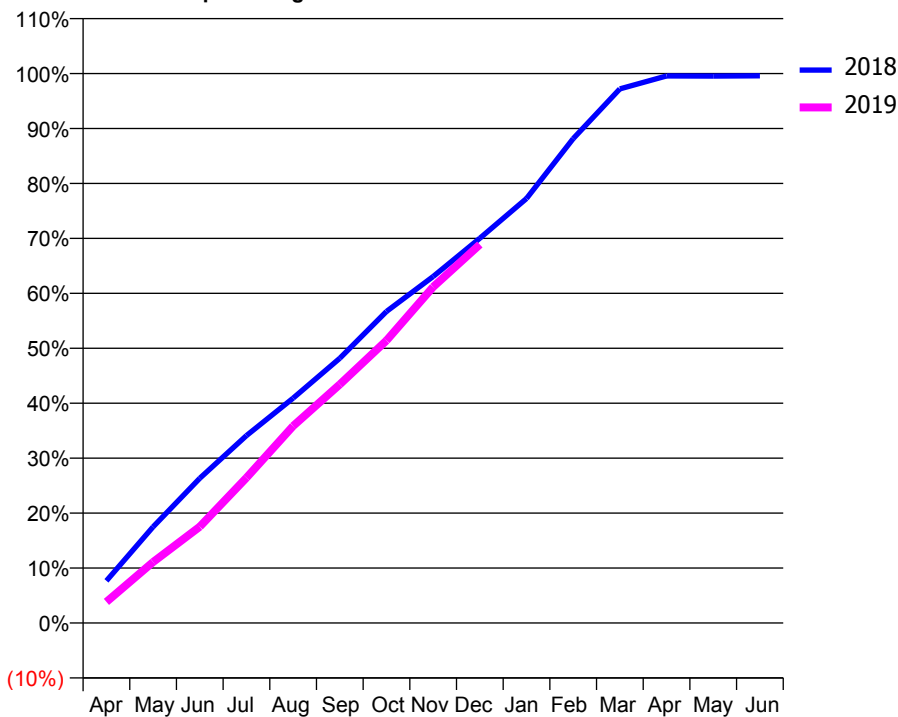
ACCESS*

Patients seen in 24 months	Total	Change since previous quarter
Quarter ending December 2017	6,672	
Quarter ending March 2018	6,553	↓
Quarter ending June 2018	6,371	↓
Quarter ending September 2018	6,476	→
Quarter ending December 2018	6,495	→
Variance since December 2017	(2.7%)	↓



ACTIVITY

Cumulative percentage of contracted UDA delivered 2018 & 2019



Adjusted Scheduled Activity (UDA)		
Month	2018	2019
April	1,399	701
May	3,188	2,024
June	4,798	3,192
July	6,212	4,813
August	7,452	6,528
September	8,774	7,910
October	10,326	9,363
November	11,487	11,142
December	12,756	12,545
January	14,073	
February	16,056	
March	17,706	
April	18,132	
May	18,127	
June	18,139	

QUALITY

	Quantity	Base Number	Contract	AT	Region	England
% of FP17s for the same patient ID Re-attending within 3 months - Children	141	2,216	6.4%	11.3%	11.3%	11.8%
% of FP17s for the same patient ID Re-attending within 3 months - Adults	417	3,962	10.5%	16.1%	15.3%	15.6%
% of FP17s for the same patient ID Re-attending between 3 & 9 months - Children	1,152	2,216	52.0%	55.6%	61.1%	58.8%
% of FP17s for the same patient ID Re-attending between 3 & 9 months - Adults	2,001	3,962	50.5%	48.8%	52.4%	51.0%
% of FP17s for Band 1 Urgent Courses	502	5,968	8.4%	10.0%	9.5%	9.0%
% of FP17s Relating to Free Repair or Replacements	49	5,968	0.8%	0.5%	0.7%	0.8%
% of FP17s Relating to Continuations	5	5,968	0.1%	0.7%	0.8%	0.9%
% of Patients satisfied with the dentistry they have received	4	4	N/A	92.6%	93.1%	93.2%
% of Patients satisfied with the time they had to wait for an appointment	3	4	N/A	87.4%	87.8%	88.3%

* This is based on patients treated on this contract for their most recent course of treatment. Figures in italics indicate the base number of FP17s or Patient Questionnaire responses are less than 100. N/A is shown where the base number of responses is less than 10 during the period. % is calculated as Quantity/Base number*100

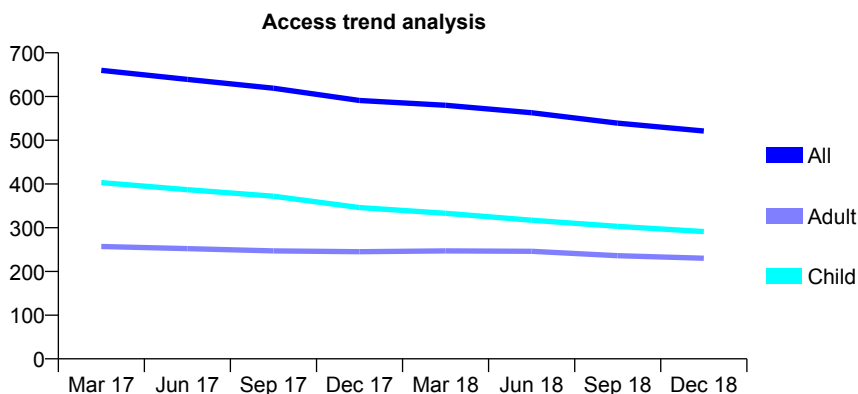
Q67 - Vital Signs At a Glance Contract Report for 149446/0001 - December 2018

Name or company name	Calverley Dental Practice
Contract type name	GDS Contract
Purpose of contract	General
Contract start date	01/08/2012
Contract end date	

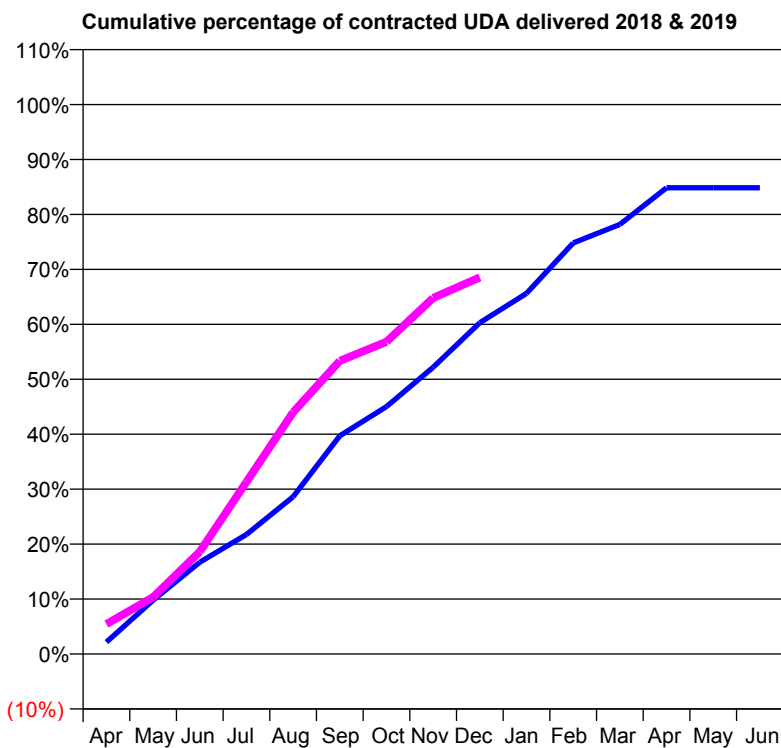
18/19 Contracted general activity (UDA)	1,018
Carry forward general activity (UDA)	0
18/19 Contracted orthodontic activity (UOA)	0
Carry forward orthodontic activity (UOA)	0
Baseline contract value	£25,597.31

ACCESS*

Patients seen in 24 months	Total	Change since previous quarter
Quarter ending December 2017	591	
Quarter ending March 2018	580	↓
Quarter ending June 2018	563	↓
Quarter ending September 2018	539	↓
Quarter ending December 2018	521	↓
Variance since December 2017	(11.8%)	↓



ACTIVITY



Month	Adjusted Scheduled Activity (UDA)	
	2018	2019
April	26	55
May	117	105
June	201	190
July	261	319
August	344	448
September	477	543
October	540	578
November	626	660
December	724	698
January	788	
February	898	
March	938	
April	1,018	
May	1,018	
June	1,018	

QUALITY

	Quantity	Base Number	Contract	AT	Region	England
% of FP17s for the same patient ID Re-attending within 3 months - Children	8	221	3.6%	11.3%	11.3%	11.8%
% of FP17s for the same patient ID Re-attending within 3 months - Adults	16	165	9.7%	16.1%	15.3%	15.6%
% of FP17s for the same patient ID Re-attending between 3 & 9 months - Children	58	221	26.2%	55.6%	61.1%	58.8%
% of FP17s for the same patient ID Re-attending between 3 & 9 months - Adults	52	165	31.5%	48.8%	52.4%	51.0%
% of FP17s for Band 1 Urgent Courses	9	362	2.5%	10.0%	9.5%	9.0%
% of FP17s Relating to Free Repair or Replacements	2	362	0.6%	0.5%	0.7%	0.8%
% of FP17s Relating to Continuations	2	362	0.6%	0.7%	0.8%	0.9%
% of Patients satisfied with the dentistry they have received	1	1	N/A	92.6%	93.1%	93.2%
% of Patients satisfied with the time they had to wait for an appointment	1	1	N/A	87.4%	87.8%	88.3%

* This is based on patients treated on this contract for their most recent course of treatment. Figures in italics indicate the base number of FP17s or Patient Questionnaire responses are less than 100. N/A is shown where the base number of responses is less than 10 during the period. % is calculated as Quantity/Base number*100

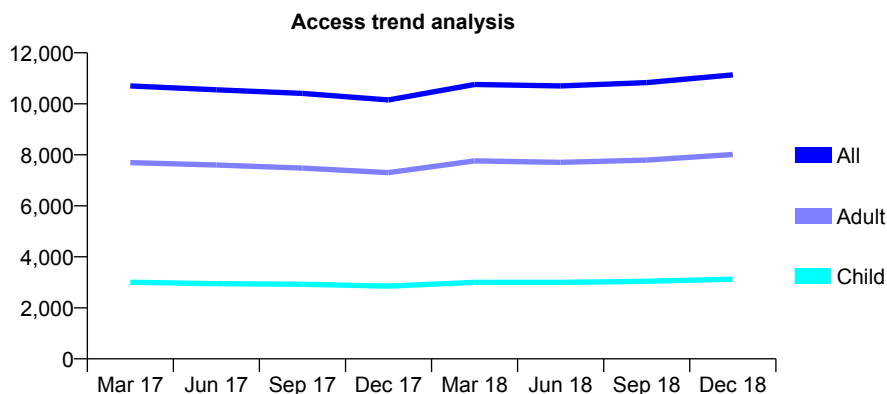
Q67 - Vital Signs At a Glance Contract Report for 152226/0001 - December 2018

Name or company name	Dentapol(Kent)Ltd
Contract type name	GDS Contract
Purpose of contract	General
Contract start date	02/02/2010
Contract end date	

18/19 Contracted general activity (UDA)	32,000
Carry forward general activity (UDA)	605
18/19 Contracted orthodontic activity (UOA)	0
Carry forward orthodontic activity (UOA)	0
Baseline contract value	£716,757.76

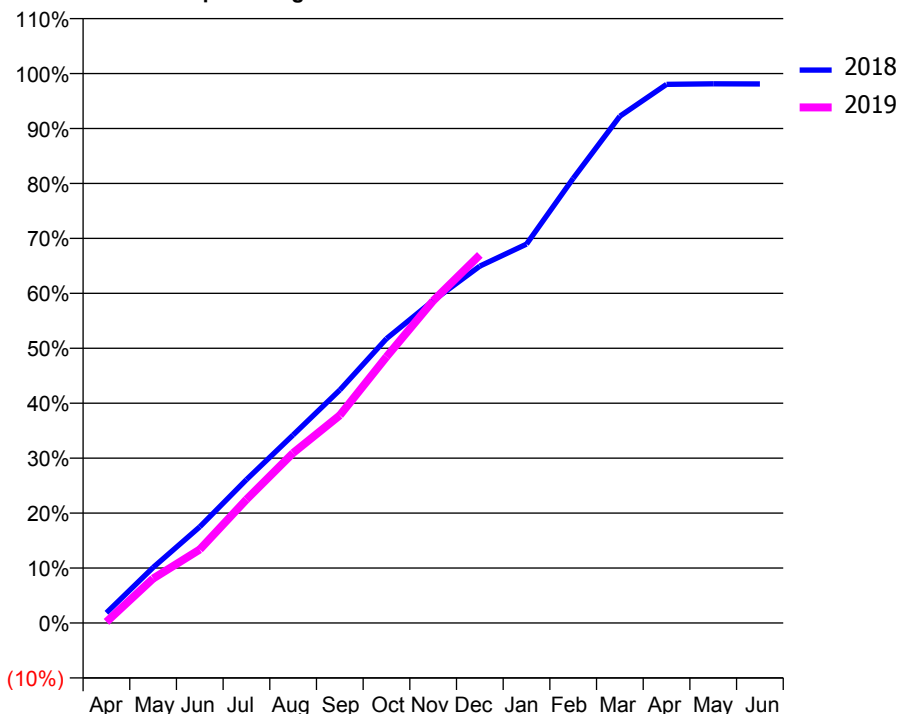
ACCESS*

Patients seen in 24 months	Total	Change since previous quarter
Quarter ending December 2017	10,154	
Quarter ending March 2018	10,759	↑
Quarter ending June 2018	10,702	→
Quarter ending September 2018	10,830	→
Quarter ending December 2018	11,136	↑
Variance since December 2017	9.7%	↑



ACTIVITY

Cumulative percentage of contracted UDA delivered 2018 & 2019



Month	Adjusted Scheduled Activity (UDA)	
	2018	2019
April	595	69
May	3,238	2,592
June	5,605	4,284
July	8,355	7,191
August	10,953	9,906
September	13,573	12,096
October	16,561	15,507
November	18,770	18,767
December	20,787	21,435
January	22,066	
February	25,890	
March	29,509	
April	31,371	
May	31,398	
June	31,395	

QUALITY

	Quantity	Base Number	Contract	AT	Region	England
% of FP17s for the same patient ID Re-attending within 3 months - Children	304	3,254	9.3%	11.3%	11.3%	11.8%
% of FP17s for the same patient ID Re-attending within 3 months - Adults	1,513	8,299	18.2%	16.1%	15.3%	15.6%
% of FP17s for the same patient ID Re-attending between 3 & 9 months - Children	1,716	3,254	52.7%	55.6%	61.1%	58.8%
% of FP17s for the same patient ID Re-attending between 3 & 9 months - Adults	3,756	8,299	45.3%	48.8%	52.4%	51.0%
% of FP17s for Band 1 Urgent Courses	2,068	10,830	19.1%	10.0%	9.5%	9.0%
% of FP17s Relating to Free Repair or Replacements	93	10,830	0.9%	0.5%	0.7%	0.8%
% of FP17s Relating to Continuations	41	10,830	0.4%	0.7%	0.8%	0.9%
% of Patients satisfied with the dentistry they have received	7	10	70.0%	92.6%	93.1%	93.2%
% of Patients satisfied with the time they had to wait for an appointment	7	10	70.0%	87.4%	87.8%	88.3%

* This is based on patients treated on this contract for their most recent course of treatment. Figures in italics indicate the base number of FP17s or Patient Questionnaire responses are less than 100. N/A is shown where the base number of responses is less than 10 during the period. % is calculated as Quantity/Base number*100

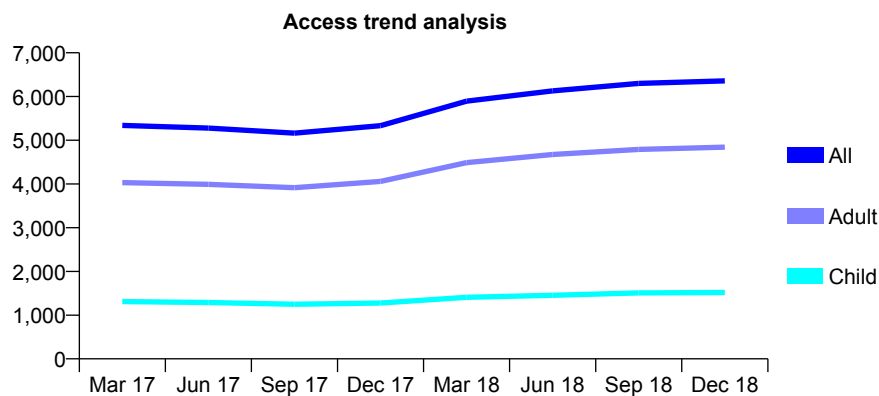
Q67 - Vital Signs At a Glance Contract Report for 152226/0002 - December 2018

Name or company name	Dentapol(Kent)Ltd
Contract type name	GDS Contract
Purpose of contract	General
Contract start date	04/01/2010
Contract end date	

18/19 Contracted general activity (UDA)	16,000
Carry forward general activity (UDA)	0
18/19 Contracted orthodontic activity (UOA)	0
Carry forward orthodontic activity (UOA)	0
Baseline contract value	£364,513.49

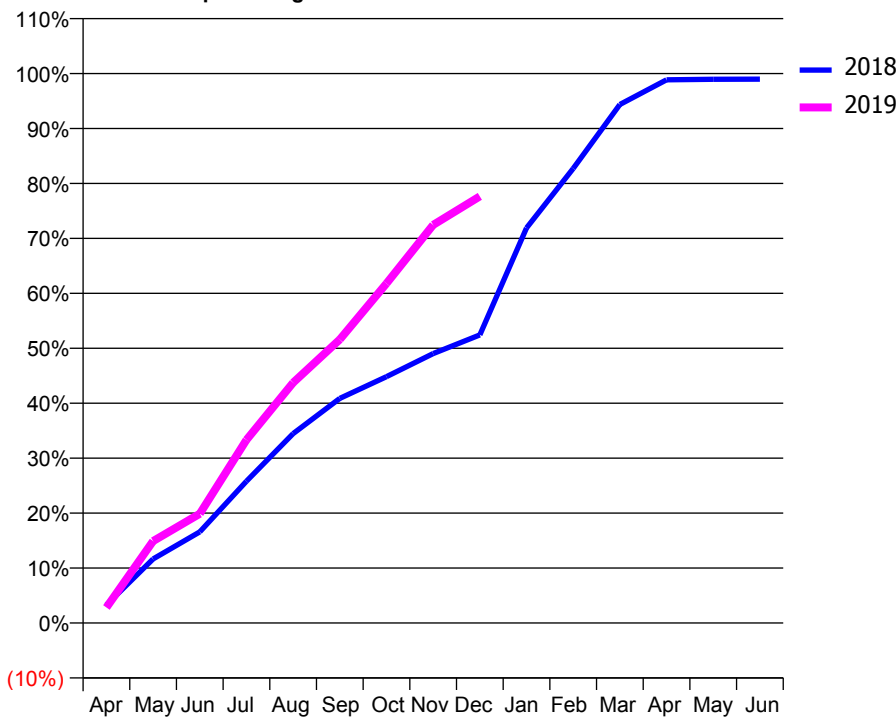
ACCESS*

Patients seen in 24 months	Total	Change since previous quarter
Quarter ending December 2017	5,334	
Quarter ending March 2018	5,895	↑
Quarter ending June 2018	6,128	↑
Quarter ending September 2018	6,299	↑
Quarter ending December 2018	6,359	→
Variance since December 2017	19.2%	↑



ACTIVITY

Cumulative percentage of contracted UDA delivered 2018 & 2019



Month	Adjusted Scheduled Activity (UDA)	
	2018	2019
April	527	451
May	1,865	2,385
June	2,653	3,182
July	4,130	5,334
August	5,514	7,000
September	6,540	8,257
October	7,174	9,886
November	7,845	11,593
December	8,390	12,423
January	11,503	
February	13,234	
March	15,100	
April	15,818	
May	15,834	
June	15,835	

QUALITY

	Quantity	Base Number	Contract	AT	Region	England
% of FP17s for the same patient ID Re-attending within 3 months - Children	120	1,727	6.9%	11.3%	11.3%	11.8%
% of FP17s for the same patient ID Re-attending within 3 months - Adults	756	5,448	13.9%	16.1%	15.3%	15.6%
% of FP17s for the same patient ID Re-attending between 3 & 9 months - Children	1,040	1,727	60.2%	55.6%	61.1%	58.8%
% of FP17s for the same patient ID Re-attending between 3 & 9 months - Adults	2,758	5,448	50.6%	48.8%	52.4%	51.0%
% of FP17s for Band 1 Urgent Courses	913	6,841	13.3%	10.0%	9.5%	9.0%
% of FP17s Relating to Free Repair or Replacements	41	6,841	0.6%	0.5%	0.7%	0.8%
% of FP17s Relating to Continuations	32	6,841	0.5%	0.7%	0.8%	0.9%
% of Patients satisfied with the dentistry they have received	5	5	N/A	92.6%	93.1%	93.2%
% of Patients satisfied with the time they had to wait for an appointment	5	5	N/A	87.4%	87.8%	88.3%

* This is based on patients treated on this contract for their most recent course of treatment. Figures in italics indicate the base number of FP17s or Patient Questionnaire responses are less than 100. N/A is shown where the base number of responses is less than 10 during the period. % is calculated as Quantity/Base number*100

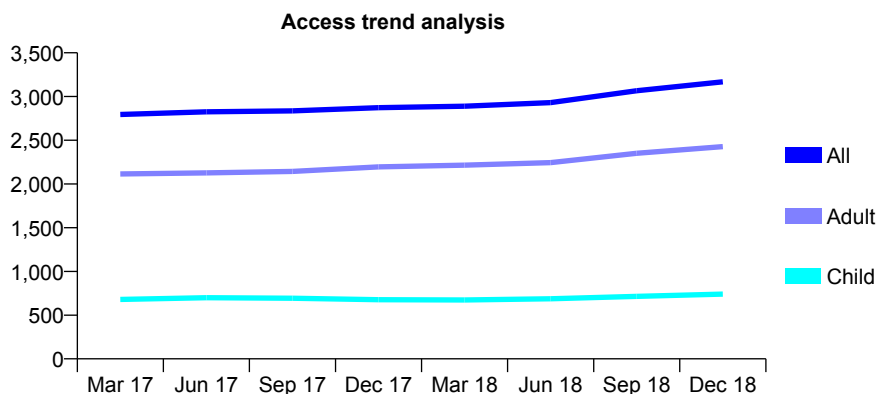
Q67 - Vital Signs At a Glance Contract Report for 153036/0001 - December 2018

Name or company name	Lydd Dental Care
Contract type name	GDS Contract
Purpose of contract	General
Contract start date	17/03/2014
Contract end date	

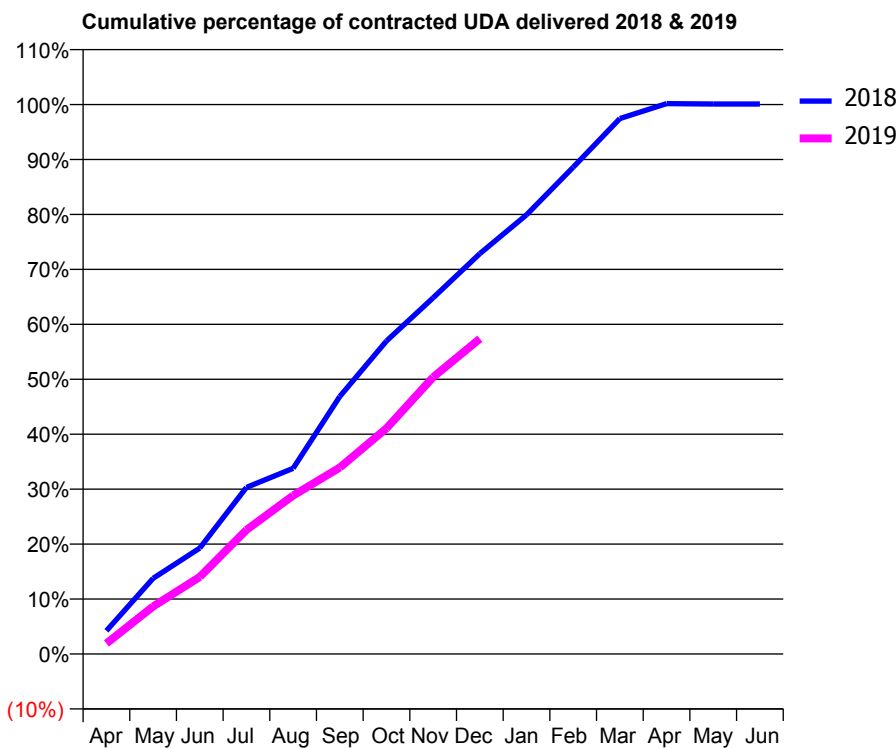
18/19 Contracted general activity (UDA)	12,702
Carry forward general activity (UDA)	0
18/19 Contracted orthodontic activity (UOA)	0
Carry forward orthodontic activity (UOA)	0
Baseline contract value	£298,160.63

ACCESS*

Patients seen in 24 months	Total	Change since previous quarter
Quarter ending December 2017	2,873	
Quarter ending March 2018	2,889	→
Quarter ending June 2018	2,931	→
Quarter ending September 2018	3,066	↑
Quarter ending December 2018	3,168	↑
Variance since December 2017	10.3%	↑



ACTIVITY



Month	Adjusted Scheduled Activity (UDA)	
	2018	2019
April	437	245
May	1,418	1,100
June	1,987	1,783
July	3,124	2,867
August	3,481	3,663
September	4,828	4,311
October	5,868	5,217
November	6,679	6,402
December	7,507	7,289
January	8,234	
February	9,127	
March	10,039	
April	10,319	
May	10,310	
June	10,310	

QUALITY

	Quantity	Base Number	Contract	AT	Region	England
% of FP17s for the same patient ID Re-attending within 3 months - Children	80	929	8.6%	11.3%	11.3%	11.8%
% of FP17s for the same patient ID Re-attending within 3 months - Adults	370	2,832	13.1%	16.1%	15.3%	15.6%
% of FP17s for the same patient ID Re-attending between 3 & 9 months - Children	563	929	60.6%	55.6%	61.1%	58.8%
% of FP17s for the same patient ID Re-attending between 3 & 9 months - Adults	1,714	2,832	60.5%	48.8%	52.4%	51.0%
% of FP17s for Band 1 Urgent Courses	244	3,013	8.1%	10.0%	9.5%	9.0%
% of FP17s Relating to Free Repair or Replacements	22	3,013	0.7%	0.5%	0.7%	0.8%
% of FP17s Relating to Continuations	23	3,013	0.8%	0.7%	0.8%	0.9%
% of Patients satisfied with the dentistry they have received	0	0	N/A	92.6%	93.1%	93.2%
% of Patients satisfied with the time they had to wait for an appointment	0	0	N/A	87.4%	87.8%	88.3%

* This is based on patients treated on this contract for their most recent course of treatment. Figures in italics indicate the base number of FP17s or Patient Questionnaire responses are less than 100. N/A is shown where the base number of responses is less than 10 during the period. % is calculated as Quantity/Base number*100

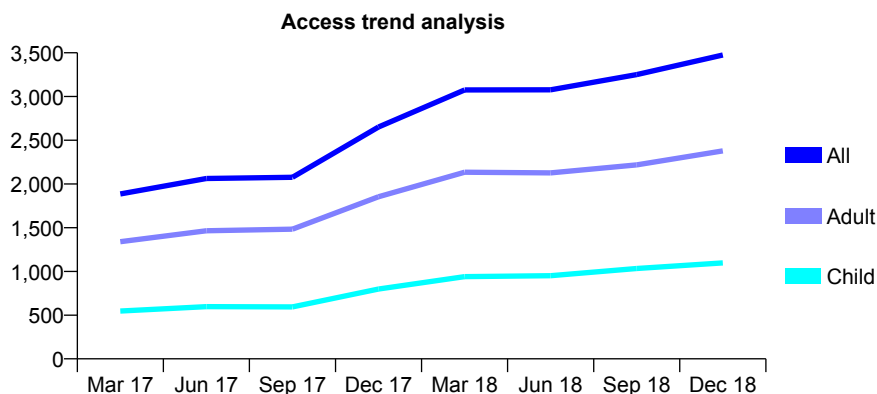
Q67 - Vital Signs At a Glance Contract Report for 153702/0001 - December 2018

Name or company name	MR R TRIVEDI
Contract type name	GDS Contract
Purpose of contract	General
Contract start date	31/01/2016
Contract end date	

18/19 Contracted general activity (UDA)	8,247
Carry forward general activity (UDA)	0
18/19 Contracted orthodontic activity (UOA)	0
Carry forward orthodontic activity (UOA)	0
Baseline contract value	£279,312.88

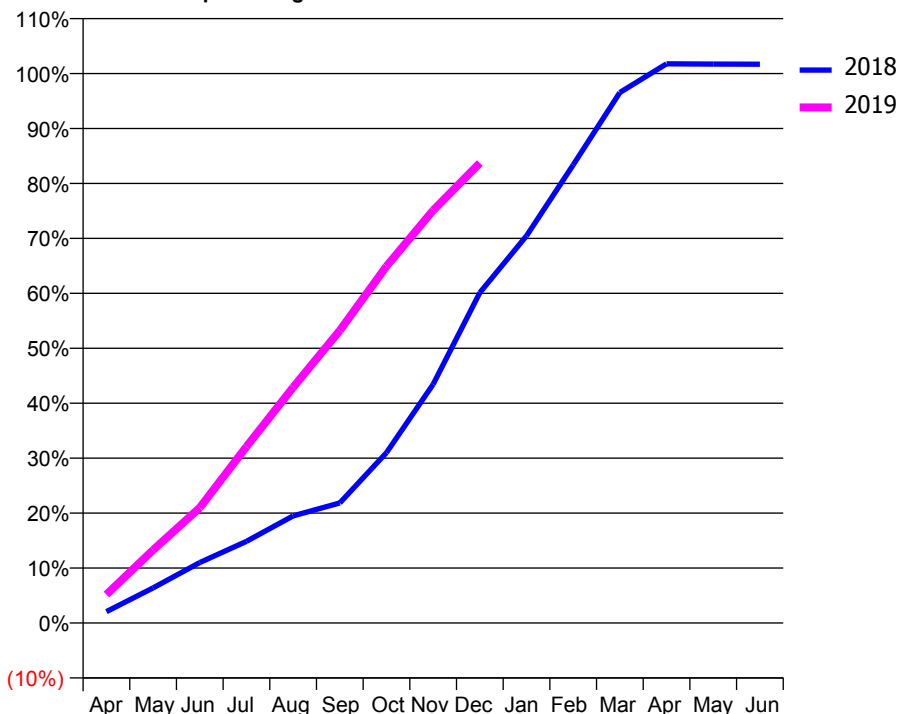
ACCESS*

Patients seen in 24 months	Total	Change since previous quarter
Quarter ending December 2017	2,652	
Quarter ending March 2018	3,075	↑
Quarter ending June 2018	3,077	→
Quarter ending September 2018	3,251	↑
Quarter ending December 2018	3,475	↑
Variance since December 2017	31.0%	↑



ACTIVITY

Cumulative percentage of contracted UDA delivered 2018 & 2019



Month	Adjusted Scheduled Activity (UDA)	
	2018	2019
April	171	427
May	528	1,096
June	908	1,729
July	1,226	2,646
August	1,608	3,537
September	1,802	4,391
October	2,557	5,354
November	3,583	6,194
December	4,957	6,903
January	5,811	
February	6,875	
March	7,962	
April	8,392	
May	8,389	
June	8,387	

QUALITY

	Quantity	Base Number	Contract	AT	Region	England
% of FP17s for the same patient ID Re-attending within 3 months - Children	108	1,286	8.4%	11.3%	11.3%	11.8%
% of FP17s for the same patient ID Re-attending within 3 months - Adults	463	2,547	18.2%	16.1%	15.3%	15.6%
% of FP17s for the same patient ID Re-attending between 3 & 9 months - Children	787	1,286	61.2%	55.6%	61.1%	58.8%
% of FP17s for the same patient ID Re-attending between 3 & 9 months - Adults	1,286	2,547	50.5%	48.8%	52.4%	51.0%
% of FP17s for Band 1 Urgent Courses	498	3,637	13.7%	10.0%	9.5%	9.0%
% of FP17s Relating to Free Repair or Replacements	17	3,637	0.5%	0.5%	0.7%	0.8%
% of FP17s Relating to Continuations	19	3,637	0.5%	0.7%	0.8%	0.9%
% of Patients satisfied with the dentistry they have received	2	2	N/A	92.6%	93.1%	93.2%
% of Patients satisfied with the time they had to wait for an appointment	2	2	N/A	87.4%	87.8%	88.3%

* This is based on patients treated on this contract for their most recent course of treatment. Figures in italics indicate the base number of FP17s or Patient Questionnaire responses are less than 100. N/A is shown where the base number of responses is less than 10 during the period. % is calculated as Quantity/Base number*100

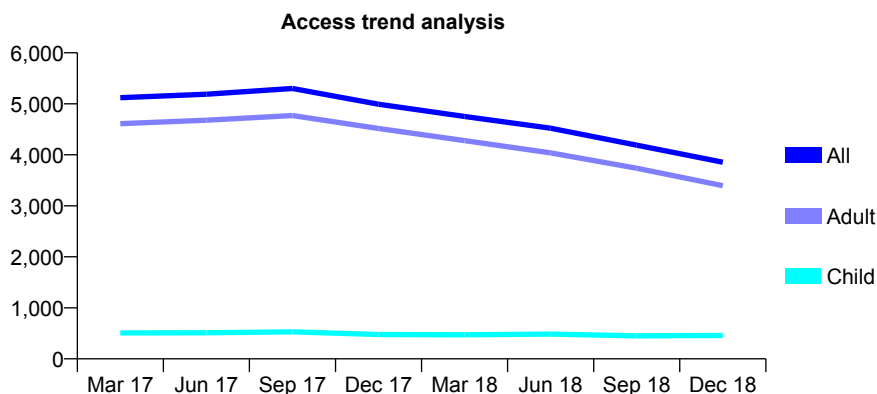
Q67 - Vital Signs At a Glance Contract Report for 154954/0004 - December 2018

Name or company name	Simon Collins
Contract type name	PDS Contract
Purpose of contract	General
Contract start date	01/12/2012
Contract end date	31/03/2019

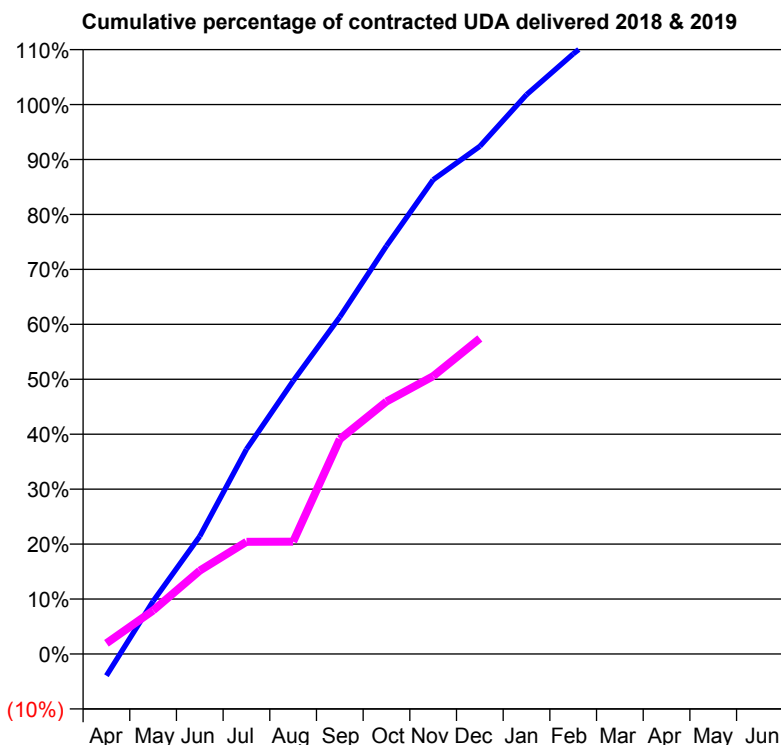
18/19 Contracted general activity (UDA)	6,178
Carry forward general activity (UDA)	0
18/19 Contracted orthodontic activity (UOA)	0
Carry forward orthodontic activity (UOA)	0
Baseline contract value	£355,890.51

ACCESS*

Patients seen in 24 months	Total	Change since previous quarter
Quarter ending December 2017	4,992	
Quarter ending March 2018	4,751	↓
Quarter ending June 2018	4,521	↓
Quarter ending September 2018	4,189	↓
Quarter ending December 2018	3,855	↓
Variance since December 2017	(22.8%)	↓



ACTIVITY



Month	Adjusted Scheduled Activity (UDA)	
	2018	2019
April	-245	121
May	594	490
June	1,325	938
July	2,302	1,261
August	3,070	1,262
September	3,790	2,416
October	4,588	2,839
November	5,331	3,124
December	5,708	3,547
January	6,288	
February	6,747	
March	7,160	
April	7,509	
May	7,515	
June	7,515	

QUALITY

	Quantity	Base Number	Contract	AT	Region	England
% of FP17s for the same patient ID Re-attending within 3 months - Children	21	688	3.1%	11.3%	11.3%	11.8%
% of FP17s for the same patient ID Re-attending within 3 months - Adults	94	2,584	3.6%	16.1%	15.3%	15.6%
% of FP17s for the same patient ID Re-attending between 3 & 9 months - Children	8	688	1.2%	55.6%	61.1%	58.8%
% of FP17s for the same patient ID Re-attending between 3 & 9 months - Adults	42	2,584	1.6%	48.8%	52.4%	51.0%
% of FP17s for Band 1 Urgent Courses	2,958	2,972	99.5%	10.0%	9.5%	9.0%
% of FP17s Relating to Free Repair or Replacements	2	2,972	0.1%	0.5%	0.7%	0.8%
% of FP17s Relating to Continuations	0	2,972	0.0%	0.7%	0.8%	0.9%
% of Patients satisfied with the dentistry they have received	0	0	N/A	92.6%	93.1%	93.2%
% of Patients satisfied with the time they had to wait for an appointment	0	0	N/A	87.4%	87.8%	88.3%

* This is based on patients treated on this contract for their most recent course of treatment. Figures in italics indicate the base number of FP17s or Patient Questionnaire responses are less than 100. N/A is shown where the base number of responses is less than 10 during the period. % is calculated as Quantity/Base number*100

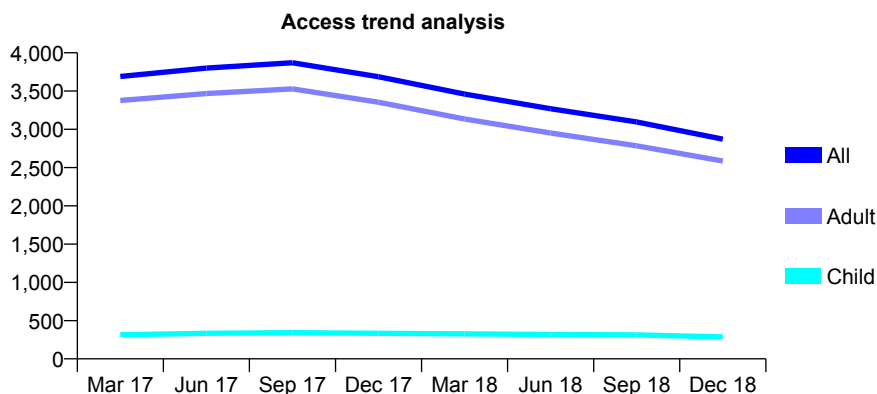
Q67 - Vital Signs At a Glance Contract Report for 154954/0005 - December 2018

Name or company name	Simon Collins
Contract type name	PDS Contract
Purpose of contract	General
Contract start date	01/12/2012
Contract end date	31/03/2019

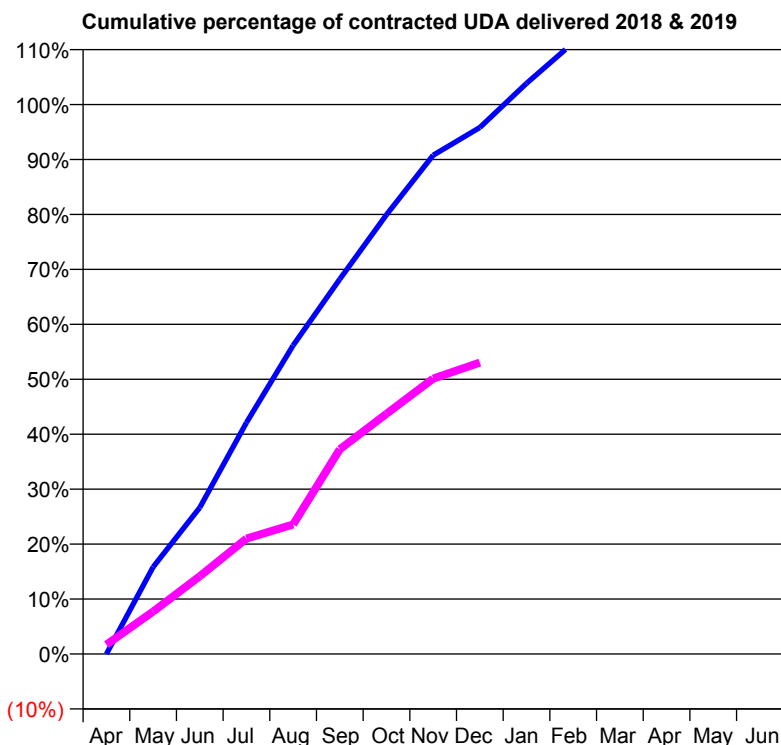
18/19 Contracted general activity (UDA)	4,680
Carry forward general activity (UDA)	0
18/19 Contracted orthodontic activity (UOA)	0
Carry forward orthodontic activity (UOA)	0
Baseline contract value	£263,306.49

ACCESS*

Patients seen in 24 months	Total	Change since previous quarter
Quarter ending December 2017	3,688	
Quarter ending March 2018	3,461	↓
Quarter ending June 2018	3,269	↓
Quarter ending September 2018	3,097	↓
Quarter ending December 2018	2,872	↓
Variance since December 2017	(22.1%)	↓



ACTIVITY



Month	Adjusted Scheduled Activity (UDA)	
	2018	2019
April	0	80
May	741	361
June	1,247	662
July	1,971	983
August	2,629	1,103
September	3,193	1,744
October	3,741	2,046
November	4,249	2,346
December	4,484	2,482
January	4,861	
February	5,205	
March	5,459	
April	5,717	
May	5,721	
June	5,721	

QUALITY

	Quantity	Base Number	Contract	AT	Region	England
% of FP17s for the same patient ID Re-attending within 3 months - Children	24	452	5.3%	11.3%	11.3%	11.8%
% of FP17s for the same patient ID Re-attending within 3 months - Adults	97	1,842	5.3%	16.1%	15.3%	15.6%
% of FP17s for the same patient ID Re-attending between 3 & 9 months - Children	13	452	2.9%	55.6%	61.1%	58.8%
% of FP17s for the same patient ID Re-attending between 3 & 9 months - Adults	25	1,842	1.4%	48.8%	52.4%	51.0%
% of FP17s for Band 1 Urgent Courses	2,066	2,075	99.6%	10.0%	9.5%	9.0%
% of FP17s Relating to Free Repair or Replacements	3	2,075	0.1%	0.5%	0.7%	0.8%
% of FP17s Relating to Continuations	0	2,075	0.0%	0.7%	0.8%	0.9%
% of Patients satisfied with the dentistry they have received	0	0	N/A	92.6%	93.1%	93.2%
% of Patients satisfied with the time they had to wait for an appointment	0	0	N/A	87.4%	87.8%	88.3%

* This is based on patients treated on this contract for their most recent course of treatment. Figures in italics indicate the base number of FP17s or Patient Questionnaire responses are less than 100. N/A is shown where the base number of responses is less than 10 during the period. % is calculated as Quantity/Base number*100

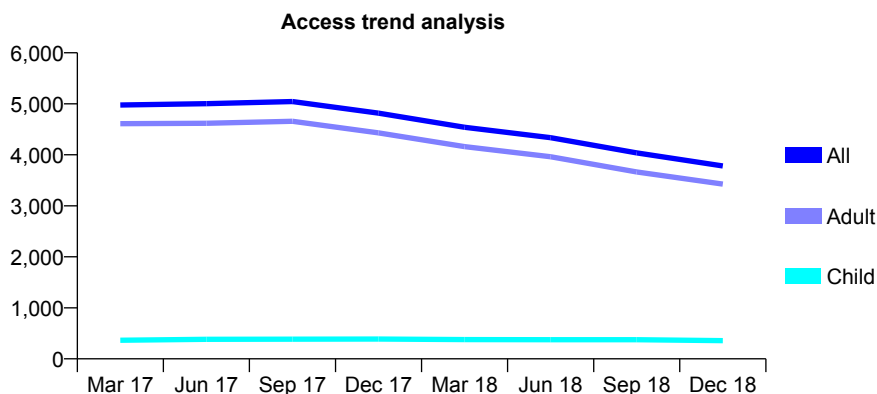
Q67 - Vital Signs At a Glance Contract Report for 154954/0006 - December 2018

Name or company name	Simon Collins
Contract type name	PDS Contract
Purpose of contract	General
Contract start date	01/12/2012
Contract end date	31/03/2019

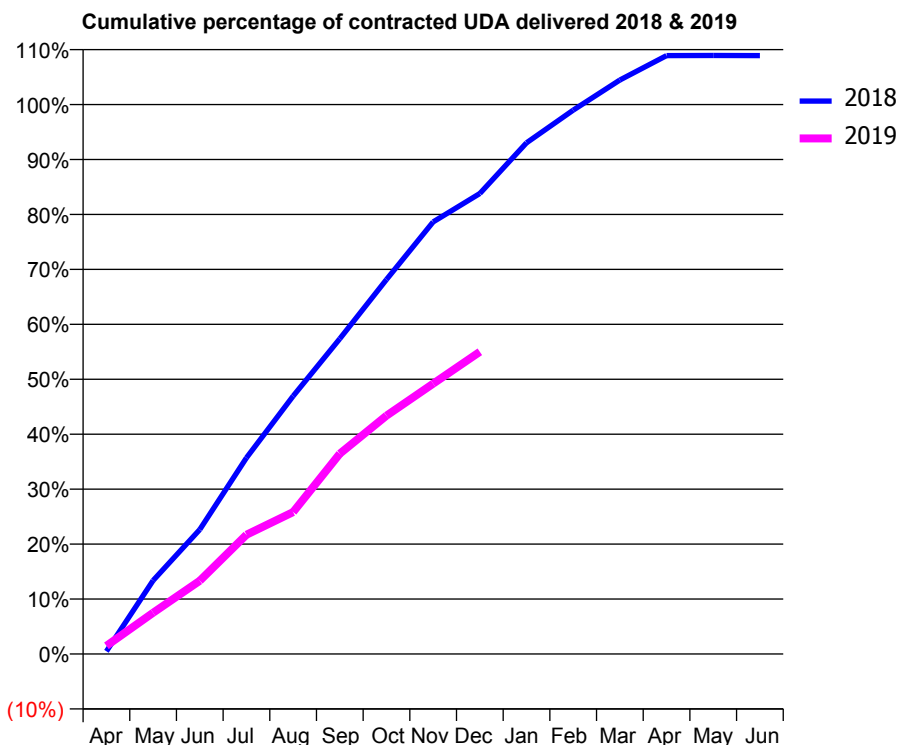
18/19 Contracted general activity (UDA)	7,113
Carry forward general activity (UDA)	0
18/19 Contracted orthodontic activity (UOA)	0
Carry forward orthodontic activity (UOA)	0
Baseline contract value	£374,269.54

ACCESS*

Patients seen in 24 months	Total	Change since previous quarter
Quarter ending December 2017	4,817	
Quarter ending March 2018	4,539	↓
Quarter ending June 2018	4,336	↓
Quarter ending September 2018	4,038	↓
Quarter ending December 2018	3,781	↓
Variance since December 2017	(21.5%)	↓



ACTIVITY



Month	Adjusted Scheduled Activity (UDA)	
	2018	2019
April	35	107
May	952	534
June	1,611	949
July	2,539	1,544
August	3,340	1,838
September	4,081	2,593
October	4,848	3,085
November	5,593	3,499
December	5,961	3,913
January	6,617	
February	7,040	
March	7,430	
April	7,746	
May	7,747	
June	7,746	

QUALITY

	Quantity	Base Number	Contract	AT	Region	England
% of FP17s for the same patient ID Re-attending within 3 months - Children	24	603	4.0%	11.3%	11.3%	11.8%
% of FP17s for the same patient ID Re-attending within 3 months - Adults	91	2,931	3.1%	16.1%	15.3%	15.6%
% of FP17s for the same patient ID Re-attending between 3 & 9 months - Children	10	603	1.7%	55.6%	61.1%	58.8%
% of FP17s for the same patient ID Re-attending between 3 & 9 months - Adults	56	2,931	1.9%	48.8%	52.4%	51.0%
% of FP17s for Band 1 Urgent Courses	3,249	3,270	99.4%	10.0%	9.5%	9.0%
% of FP17s Relating to Free Repair or Replacements	1	3,270	0.0%	0.5%	0.7%	0.8%
% of FP17s Relating to Continuations	0	3,270	0.0%	0.7%	0.8%	0.9%
% of Patients satisfied with the dentistry they have received	1	1	N/A	92.6%	93.1%	93.2%
% of Patients satisfied with the time they had to wait for an appointment	1	1	N/A	87.4%	87.8%	88.3%

* This is based on patients treated on this contract for their most recent course of treatment. Figures in italics indicate the base number of FP17s or Patient Questionnaire responses are less than 100. N/A is shown where the base number of responses is less than 10 during the period. % is calculated as Quantity/Base number*100

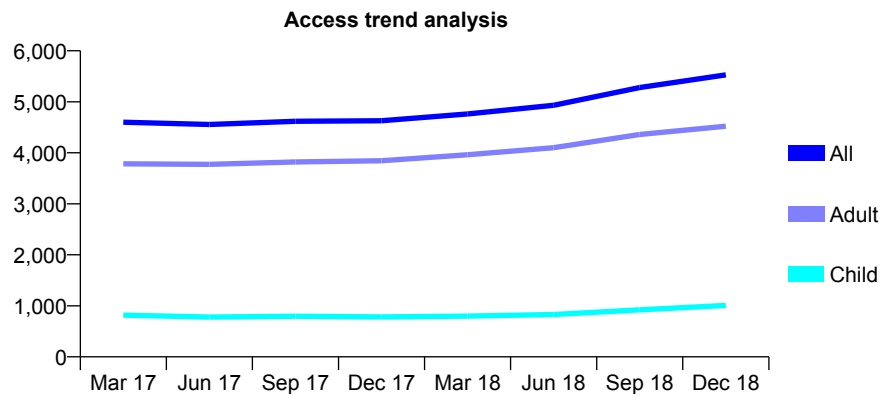
Q67 - Vital Signs At a Glance Contract Report for 156485/0001 - December 2018

Name or company name	Anele De Novo Dental Practice
Contract type name	GDS Contract
Purpose of contract	General
Contract start date	26/11/2013
Contract end date	

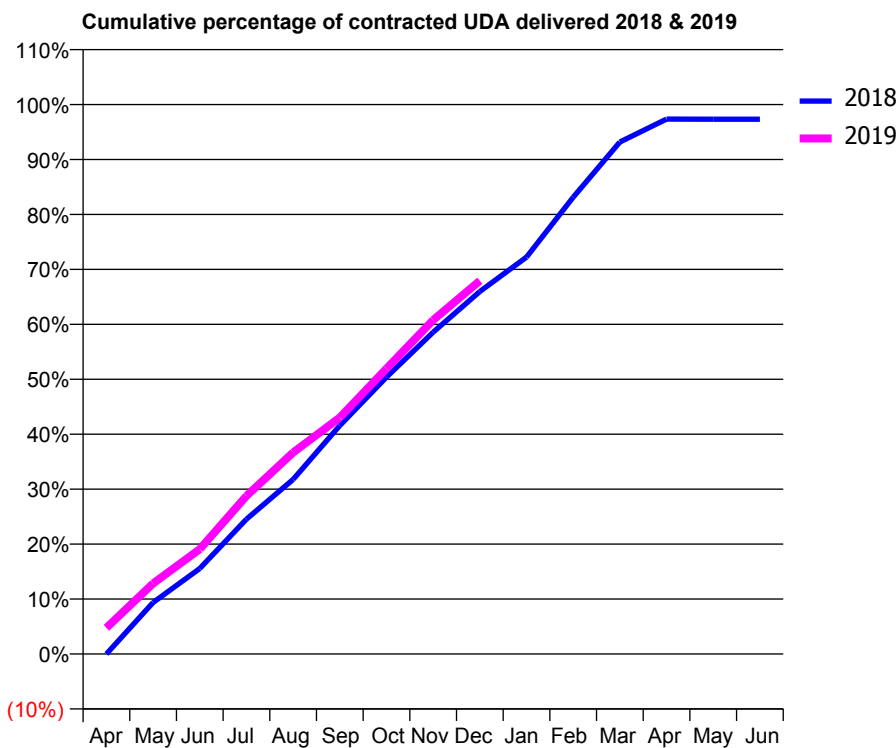
18/19 Contracted general activity (UDA)	19,786
Carry forward general activity (UDA)	0
18/19 Contracted orthodontic activity (UOA)	0
Carry forward orthodontic activity (UOA)	0
Baseline contract value	£543,919.99

ACCESS*

Patients seen in 24 months	Total	Change since previous quarter
Quarter ending December 2017	4,629	
Quarter ending March 2018	4,761	↑
Quarter ending June 2018	4,931	↑
Quarter ending September 2018	5,281	↑
Quarter ending December 2018	5,529	↑
Variance since December 2017	19.4%	↑



ACTIVITY



Month	Adjusted Scheduled Activity (UDA)	
	2018	2019
April	0	945
May	1,339	2,544
June	2,224	3,776
July	3,507	5,691
August	4,538	7,256
September	5,939	8,516
October	7,198	10,278
November	8,366	12,027
December	9,423	13,441
January	10,319	
February	11,875	
March	13,310	
April	13,906	
May	13,905	
June	13,905	

QUALITY

	Quantity	Base Number	Contract	AT	Region	England
% of FP17s for the same patient ID Re-attending within 3 months - Children	58	1,111	5.2%	11.3%	11.3%	11.8%
% of FP17s for the same patient ID Re-attending within 3 months - Adults	794	5,522	14.4%	16.1%	15.3%	15.6%
% of FP17s for the same patient ID Re-attending between 3 & 9 months - Children	568	1,111	51.1%	55.6%	61.1%	58.8%
% of FP17s for the same patient ID Re-attending between 3 & 9 months - Adults	2,930	5,522	53.1%	48.8%	52.4%	51.0%
% of FP17s for Band 1 Urgent Courses	421	6,370	6.6%	10.0%	9.5%	9.0%
% of FP17s Relating to Free Repair or Replacements	74	6,370	1.2%	0.5%	0.7%	0.8%
% of FP17s Relating to Continuations	118	6,370	1.9%	0.7%	0.8%	0.9%
% of Patients satisfied with the dentistry they have received	9	9	N/A	92.6%	93.1%	93.2%
% of Patients satisfied with the time they had to wait for an appointment	9	9	N/A	87.4%	87.8%	88.3%

* This is based on patients treated on this contract for their most recent course of treatment. Figures in italics indicate the base number of FP17s or Patient Questionnaire responses are less than 100. N/A is shown where the base number of responses is less than 10 during the period. % is calculated as Quantity/Base number*100

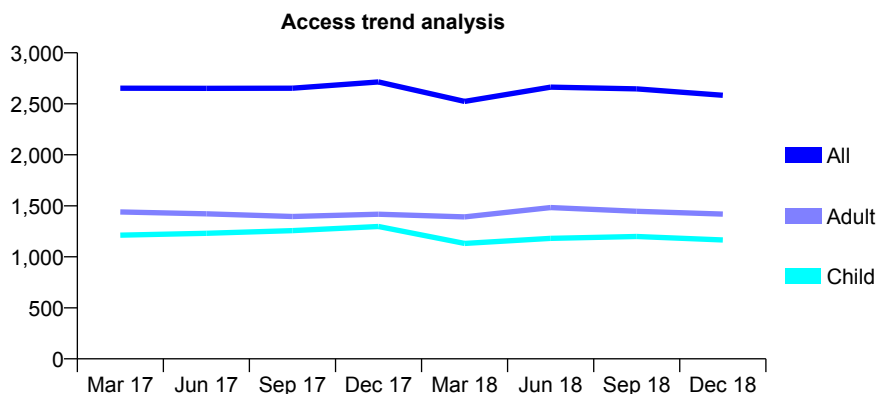
Q67 - Vital Signs At a Glance Contract Report for 157112/0001 - December 2018

Name or company name	Snodland Dental Care
Contract type name	GDS Contract
Purpose of contract	General
Contract start date	12/03/2014
Contract end date	

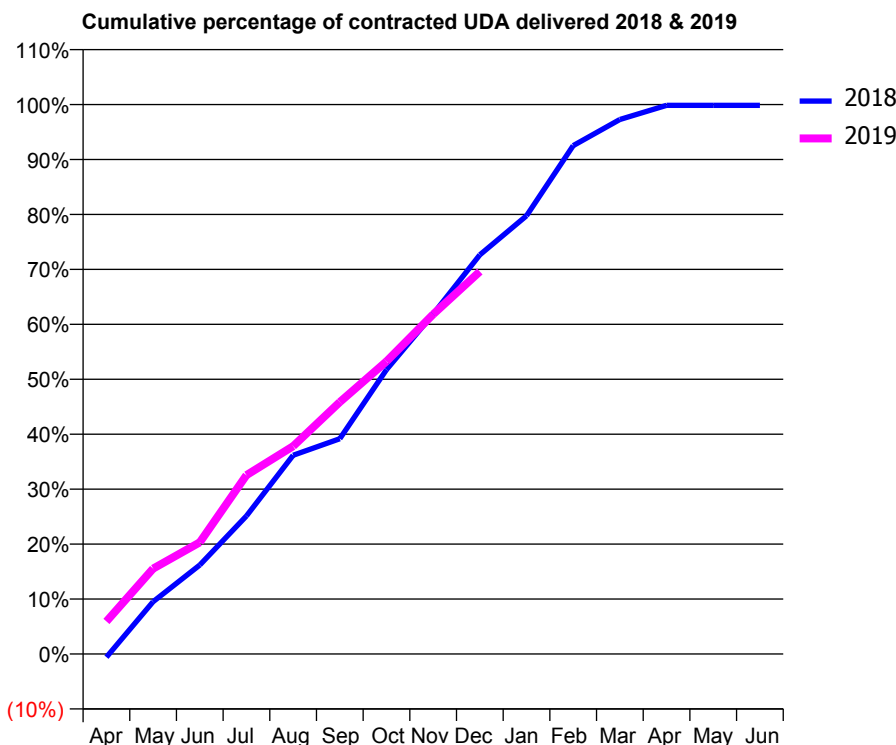
18/19 Contracted general activity (UDA)	6,044
Carry forward general activity (UDA)	9
18/19 Contracted orthodontic activity (UOA)	0
Carry forward orthodontic activity (UOA)	0
Baseline contract value	£173,011.46

ACCESS*

Patients seen in 24 months	Total	Change since previous quarter
Quarter ending December 2017	2,715	
Quarter ending March 2018	2,524	↓
Quarter ending June 2018	2,664	↑
Quarter ending September 2018	2,646	→
Quarter ending December 2018	2,584	↓
Variance since December 2017	(4.8%)	↓



ACTIVITY



Month	Adjusted Scheduled Activity (UDA)	
	2018	2019
April	-36	358
May	576	939
June	979	1,229
July	1,519	1,967
August	2,186	2,286
September	2,368	2,772
October	3,128	3,219
November	3,739	3,737
December	4,390	4,207
January	4,820	
February	5,592	
March	5,879	
April	6,035	
May	6,035	
June	6,035	

QUALITY

	Quantity	Base Number	Contract	AT	Region	England
% of FP17s for the same patient ID Re-attending within 3 months - Children	15	757	2.0%	11.3%	11.3%	11.8%
% of FP17s for the same patient ID Re-attending within 3 months - Adults	85	1,117	7.6%	16.1%	15.3%	15.6%
% of FP17s for the same patient ID Re-attending between 3 & 9 months - Children	221	757	29.2%	55.6%	61.1%	58.8%
% of FP17s for the same patient ID Re-attending between 3 & 9 months - Adults	266	1,117	23.8%	48.8%	52.4%	51.0%
% of FP17s for Band 1 Urgent Courses	172	1,852	9.3%	10.0%	9.5%	9.0%
% of FP17s Relating to Free Repair or Replacements	0	1,852	0.0%	0.5%	0.7%	0.8%
% of FP17s Relating to Continuations	1	1,852	0.1%	0.7%	0.8%	0.9%
% of Patients satisfied with the dentistry they have received	3	3	N/A	92.6%	93.1%	93.2%
% of Patients satisfied with the time they had to wait for an appointment	3	3	N/A	87.4%	87.8%	88.3%

* This is based on patients treated on this contract for their most recent course of treatment. Figures in italics indicate the base number of FP17s or Patient Questionnaire responses are less than 100. N/A is shown where the base number of responses is less than 10 during the period. % is calculated as Quantity/Base number*100

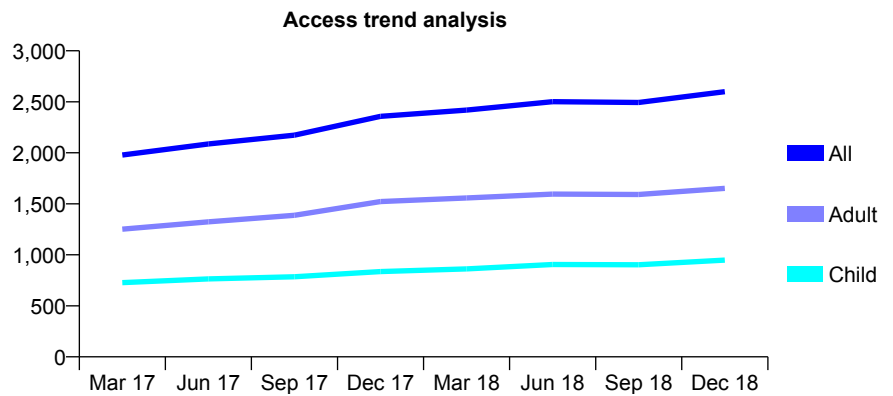
Q67 - Vital Signs At a Glance Contract Report for 157295/0001 - December 2018

Name or company name	Dental Beauty Partnership
Contract type name	GDS Contract
Purpose of contract	General
Contract start date	05/11/2015
Contract end date	

18/19 Contracted general activity (UDA)	8,704
Carry forward general activity (UDA)	0
18/19 Contracted orthodontic activity (UOA)	0
Carry forward orthodontic activity (UOA)	0
Baseline contract value	£279,739.05

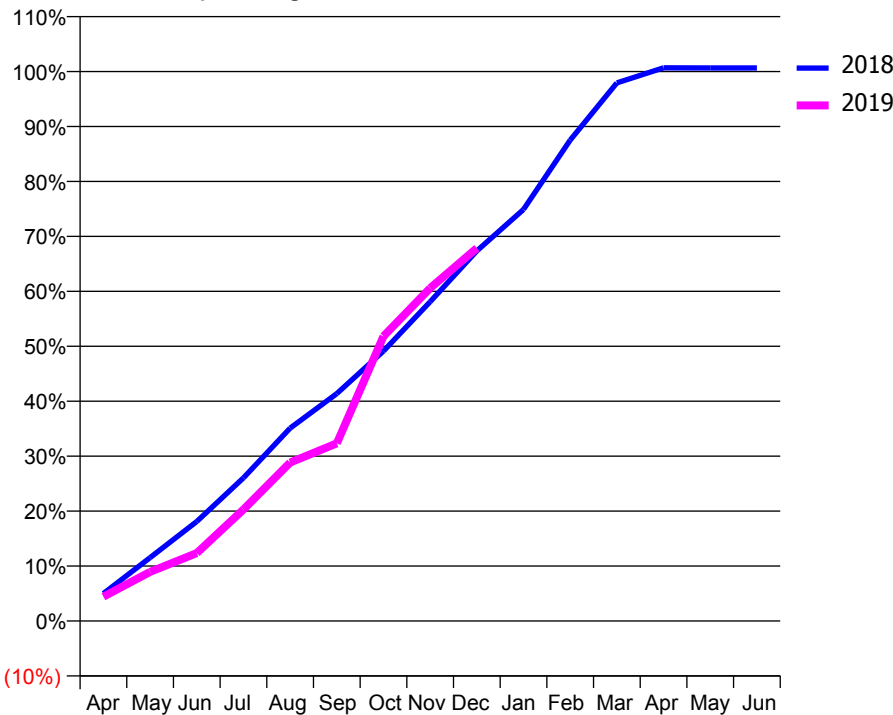
ACCESS*

Patients seen in 24 months	Total	Change since previous quarter
Quarter ending December 2017	2,358	
Quarter ending March 2018	2,419	↑
Quarter ending June 2018	2,501	↑
Quarter ending September 2018	2,493	→
Quarter ending December 2018	2,599	↑
Variance since December 2017	10.2%	↑



ACTIVITY

Cumulative percentage of contracted UDA delivered 2018 & 2019



Month	Adjusted Scheduled Activity (UDA)	
	2018	2019
April	436	385
May	1,004	777
June	1,578	1,076
July	2,268	1,767
August	3,055	2,511
September	3,601	2,814
October	4,277	4,510
November	5,058	5,273
December	5,862	5,907
January	6,520	
February	7,617	
March	8,524	
April	8,762	
May	8,761	
June	8,761	

QUALITY

	Quantity	Base Number	Contract	AT	Region	England
% of FP17s for the same patient ID Re-attending within 3 months - Children	78	973	8.0%	11.3%	11.3%	11.8%
% of FP17s for the same patient ID Re-attending within 3 months - Adults	259	1,479	17.5%	16.1%	15.3%	15.6%
% of FP17s for the same patient ID Re-attending between 3 & 9 months - Children	408	973	41.9%	55.6%	61.1%	58.8%
% of FP17s for the same patient ID Re-attending between 3 & 9 months - Adults	384	1,479	26.0%	48.8%	52.4%	51.0%
% of FP17s for Band 1 Urgent Courses	108	1,622	6.7%	10.0%	9.5%	9.0%
% of FP17s Relating to Free Repair or Replacements	15	1,622	0.9%	0.5%	0.7%	0.8%
% of FP17s Relating to Continuations	7	1,622	0.4%	0.7%	0.8%	0.9%
% of Patients satisfied with the dentistry they have received	1	1	N/A	92.6%	93.1%	93.2%
% of Patients satisfied with the time they had to wait for an appointment	1	1	N/A	87.4%	87.8%	88.3%

* This is based on patients treated on this contract for their most recent course of treatment. Figures in italics indicate the base number of FP17s or Patient Questionnaire responses are less than 100. N/A is shown where the base number of responses is less than 10 during the period. % is calculated as Quantity/Base number*100

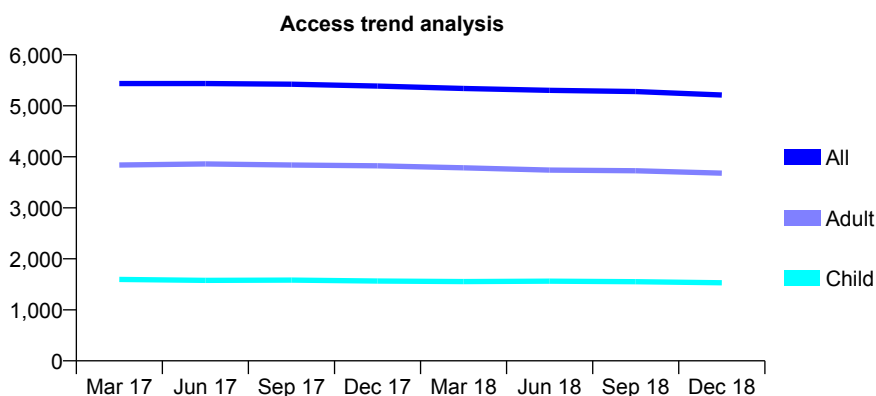
Q67 - Vital Signs At a Glance Contract Report for 159867/0001 - December 2018

Name or company name	Mr Ransley Morenas
Contract type name	GDS Contract
Purpose of contract	General
Contract start date	01/07/2012
Contract end date	

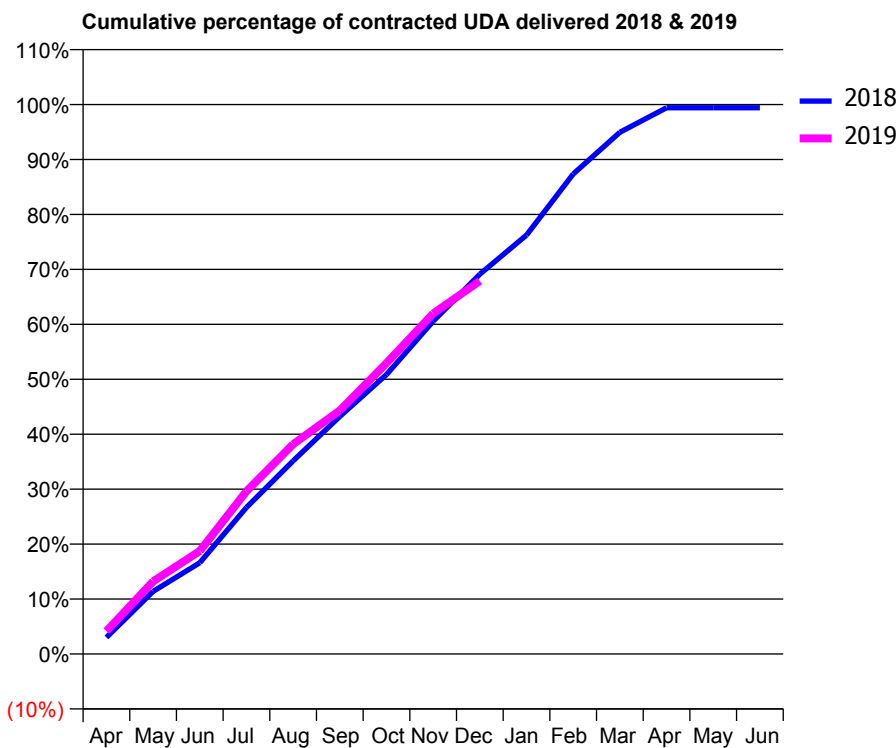
18/19 Contracted general activity (UDA)	14,090
Carry forward general activity (UDA)	81
18/19 Contracted orthodontic activity (UOA)	0
Carry forward orthodontic activity (UOA)	0
Baseline contract value	£388,360.19

ACCESS*

Patients seen in 24 months	Total	Change since previous quarter
Quarter ending December 2017	5,388	
Quarter ending March 2018	5,340	→
Quarter ending June 2018	5,302	→
Quarter ending September 2018	5,279	→
Quarter ending December 2018	5,212	↓
Variance since December 2017	(3.3%)	↓



ACTIVITY



Month	Adjusted Scheduled Activity (UDA)	
	2018	2019
April	427	586
May	1,607	1,860
June	2,341	2,641
July	3,760	4,174
August	4,952	5,379
September	6,092	6,247
October	7,165	7,458
November	8,532	8,731
December	9,741	9,565
January	10,742	
February	12,306	
March	13,378	
April	14,007	
May	14,008	
June	14,008	

QUALITY

	Quantity	Base Number	Contract	AT	Region	England
% of FP17s for the same patient ID Re-attending within 3 months - Children	120	1,753	6.8%	11.3%	11.3%	11.8%
% of FP17s for the same patient ID Re-attending within 3 months - Adults	685	3,871	17.7%	16.1%	15.3%	15.6%
% of FP17s for the same patient ID Re-attending between 3 & 9 months - Children	1,172	1,753	66.9%	55.6%	61.1%	58.8%
% of FP17s for the same patient ID Re-attending between 3 & 9 months - Adults	2,065	3,871	53.3%	48.8%	52.4%	51.0%
% of FP17s for Band 1 Urgent Courses	503	5,296	9.5%	10.0%	9.5%	9.0%
% of FP17s Relating to Free Repair or Replacements	57	5,296	1.1%	0.5%	0.7%	0.8%
% of FP17s Relating to Continuations	141	5,296	2.7%	0.7%	0.8%	0.9%
% of Patients satisfied with the dentistry they have received	1	1	N/A	92.6%	93.1%	93.2%
% of Patients satisfied with the time they had to wait for an appointment	1	1	N/A	87.4%	87.8%	88.3%

* This is based on patients treated on this contract for their most recent course of treatment. Figures in italics indicate the base number of FP17s or Patient Questionnaire responses are less than 100. N/A is shown where the base number of responses is less than 10 during the period. % is calculated as Quantity/Base number*100

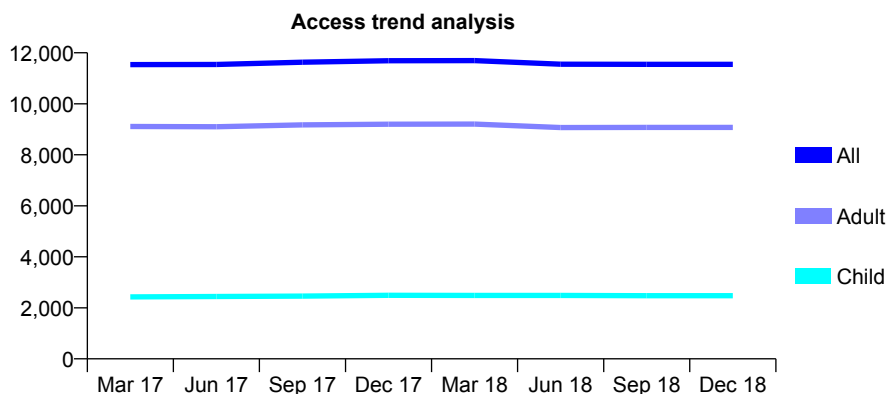
Q67 - Vital Signs At a Glance Contract Report for 164763/0001 - December 2018

Name or company name	Mazdak Eyrumlu and Azad Eyrumlu
Contract type name	GDS Contract
Purpose of contract	General
Contract start date	01/04/2013
Contract end date	

18/19 Contracted general activity (UDA)	34,341
Carry forward general activity (UDA)	0
18/19 Contracted orthodontic activity (UOA)	0
Carry forward orthodontic activity (UOA)	0
Baseline contract value	£821,668.49

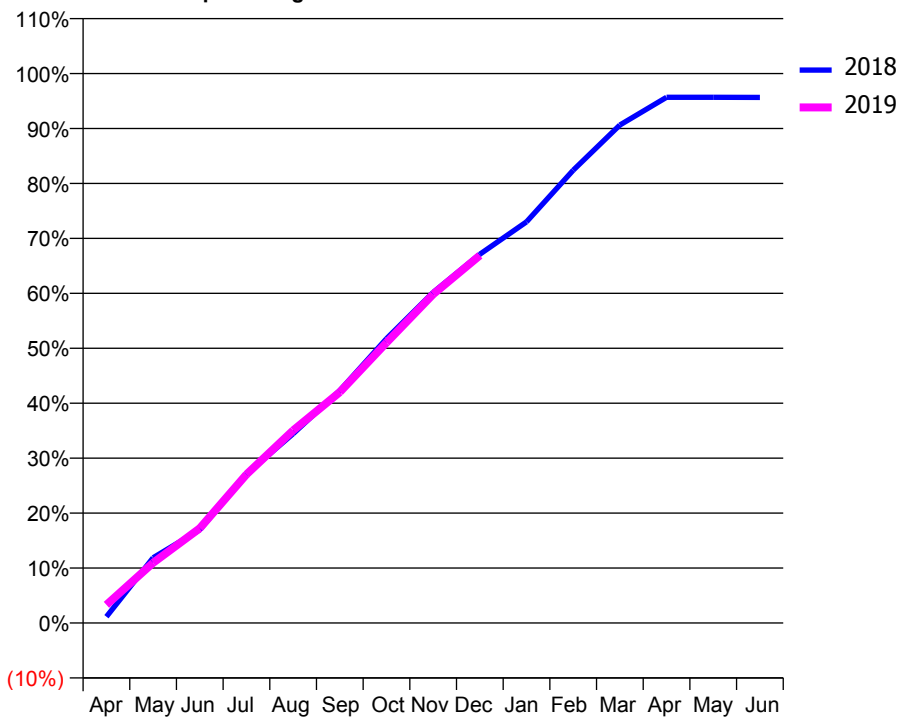
ACCESS*

Patients seen in 24 months	Total	Change since previous quarter
Quarter ending December 2017	11,689	
Quarter ending March 2018	11,693	→
Quarter ending June 2018	11,551	↓
Quarter ending September 2018	11,550	→
Quarter ending December 2018	11,549	→
Variance since December 2017	(1.2%)	↓



ACTIVITY

Cumulative percentage of contracted UDA delivered 2018 & 2019



Month	Adjusted Scheduled Activity (UDA)	
	2018	2019
April	400	1,138
May	4,082	3,765
June	5,830	5,923
July	9,311	9,290
August	11,830	12,036
September	14,532	14,433
October	17,768	17,523
November	20,665	20,543
December	23,050	22,974
January	25,070	
February	28,299	
March	31,123	
April	32,857	
May	32,857	
June	32,845	

QUALITY

	Quantity	Base Number	Contract	AT	Region	England
% of FP17s for the same patient ID Re-attending within 3 months - Children	170	2,776	6.1%	11.3%	11.3%	11.8%
% of FP17s for the same patient ID Re-attending within 3 months - Adults	1,349	10,103	13.4%	16.1%	15.3%	15.6%
% of FP17s for the same patient ID Re-attending between 3 & 9 months - Children	1,790	2,776	64.5%	55.6%	61.1%	58.8%
% of FP17s for the same patient ID Re-attending between 3 & 9 months - Adults	6,208	10,103	61.4%	48.8%	52.4%	51.0%
% of FP17s for Band 1 Urgent Courses	1,205	12,177	9.9%	10.0%	9.5%	9.0%
% of FP17s Relating to Free Repair or Replacements	41	12,177	0.3%	0.5%	0.7%	0.8%
% of FP17s Relating to Continuations	120	12,177	1.0%	0.7%	0.8%	0.9%
% of Patients satisfied with the dentistry they have received	7	8	N/A	92.6%	93.1%	93.2%
% of Patients satisfied with the time they had to wait for an appointment	7	8	N/A	87.4%	87.8%	88.3%

* This is based on patients treated on this contract for their most recent course of treatment. Figures in italics indicate the base number of FP17s or Patient Questionnaire responses are less than 100. N/A is shown where the base number of responses is less than 10 during the period. % is calculated as Quantity/Base number*100

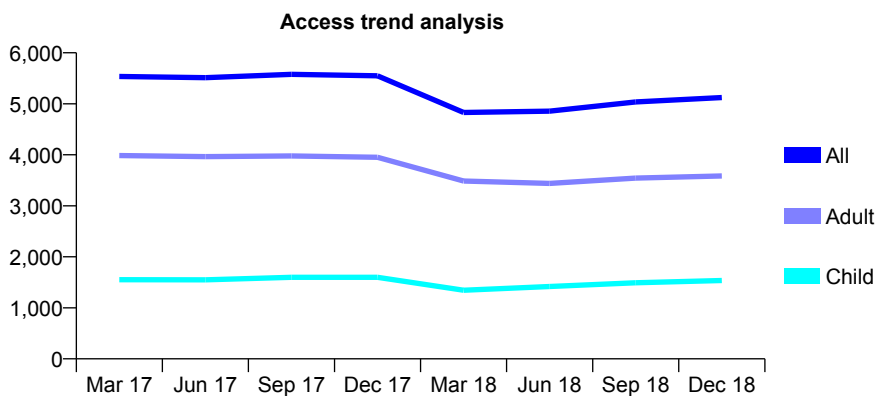
Q67 - Vital Signs At a Glance Contract Report for 164763/0002 - December 2018

Name or company name	Mazdak Eyrumlu and Azad Eyrumlu
Contract type name	GDS Contract
Purpose of contract	General
Contract start date	05/05/2014
Contract end date	

18/19 Contracted general activity (UDA)	19,780
Carry forward general activity (UDA)	651
18/19 Contracted orthodontic activity (UOA)	0
Carry forward orthodontic activity (UOA)	0
Baseline contract value	£497,359.77

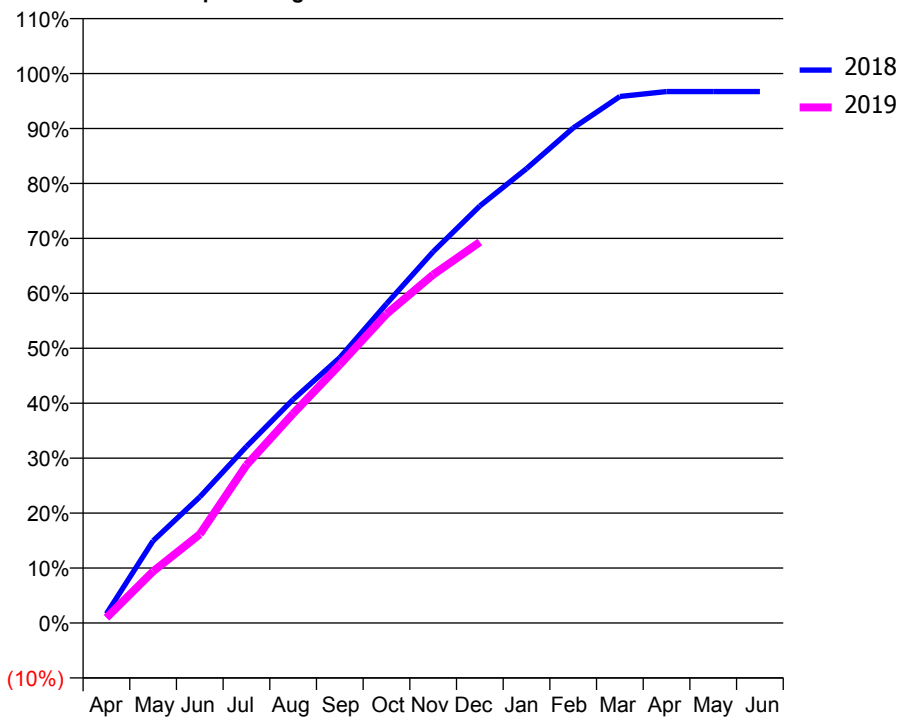
ACCESS*

Patients seen in 24 months	Total	Change since previous quarter
Quarter ending December 2017	5,550	
Quarter ending March 2018	4,830	↓
Quarter ending June 2018	4,856	→
Quarter ending September 2018	5,037	↑
Quarter ending December 2018	5,122	→
Variance since December 2017	(7.7%)	↓



ACTIVITY

Cumulative percentage of contracted UDA delivered 2018 & 2019



Month	Adjusted Scheduled Activity (UDA)	
	2018	2019
April	332	189
May	2,959	1,860
June	4,536	3,193
July	6,355	5,688
August	8,048	7,540
September	9,554	9,301
October	11,491	11,124
November	13,367	12,539
December	15,011	13,713
January	16,357	
February	17,818	
March	18,953	
April	19,129	
May	19,129	
June	19,129	

QUALITY

	Quantity	Base Number	Contract	AT	Region	England
% of FP17s for the same patient ID Re-attending within 3 months - Children	66	1,376	4.8%	11.3%	11.3%	11.8%
% of FP17s for the same patient ID Re-attending within 3 months - Adults	262	2,671	9.8%	16.1%	15.3%	15.6%
% of FP17s for the same patient ID Re-attending between 3 & 9 months - Children	485	1,376	35.2%	55.6%	61.1%	58.8%
% of FP17s for the same patient ID Re-attending between 3 & 9 months - Adults	711	2,671	26.6%	48.8%	52.4%	51.0%
% of FP17s for Band 1 Urgent Courses	190	4,006	4.7%	10.0%	9.5%	9.0%
% of FP17s Relating to Free Repair or Replacements	1	4,006	0.0%	0.5%	0.7%	0.8%
% of FP17s Relating to Continuations	78	4,006	1.9%	0.7%	0.8%	0.9%
% of Patients satisfied with the dentistry they have received	2	3	N/A	92.6%	93.1%	93.2%
% of Patients satisfied with the time they had to wait for an appointment	2	3	N/A	87.4%	87.8%	88.3%

* This is based on patients treated on this contract for their most recent course of treatment. Figures in italics indicate the base number of FP17s or Patient Questionnaire responses are less than 100. N/A is shown where the base number of responses is less than 10 during the period. % is calculated as Quantity/Base number*100

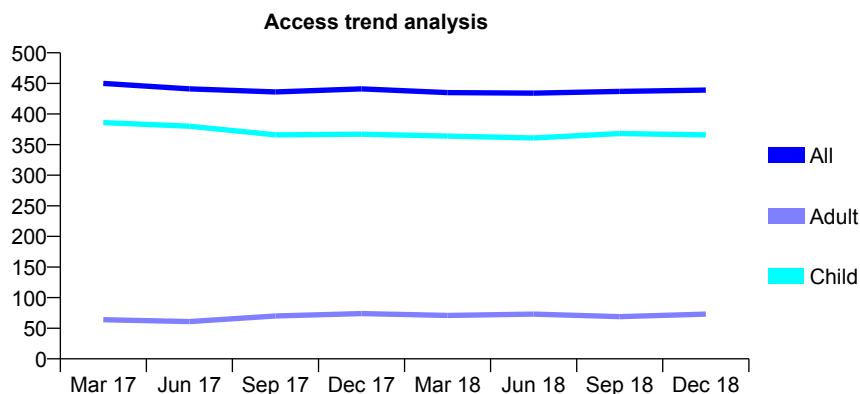
Q67 - Vital Signs At a Glance Contract Report for 165018/0001 - December 2018

Name or company name	Hillton Dentistry
Contract type name	GDS Contract
Purpose of contract	General
Contract start date	09/04/2014
Contract end date	

18/19 Contracted general activity (UDA)	840
Carry forward general activity (UDA)	0
18/19 Contracted orthodontic activity (UOA)	0
Carry forward orthodontic activity (UOA)	0
Baseline contract value	£19,200.03

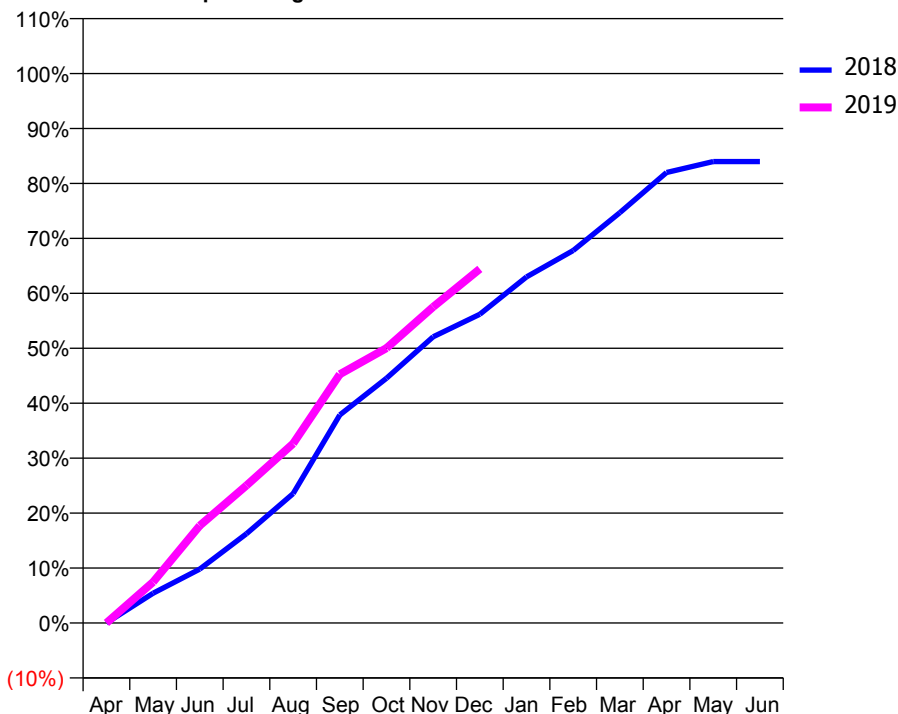
ACCESS*

Patients seen in 24 months	Total	Change since previous quarter
Quarter ending December 2017	441	
Quarter ending March 2018	435	↓
Quarter ending June 2018	434	→
Quarter ending September 2018	437	→
Quarter ending December 2018	439	→
Variance since December 2017	(0.5%)	→



ACTIVITY

Cumulative percentage of contracted UDA delivered 2018 & 2019



Month	Adjusted Scheduled Activity (UDA)	
	2018	2019
April	0	0
May	54	63
June	98	149
July	162	210
August	236	274
September	379	380
October	445	420
November	521	483
December	562	541
January	630	
February	678	
March	747	
April	820	
May	840	
June	840	

QUALITY

	Quantity	Base Number	Contract	AT	Region	England
% of FP17s for the same patient ID Re-attending within 3 months - Children	21	459	4.6%	11.3%	11.3%	11.8%
% of FP17s for the same patient ID Re-attending within 3 months - Adults	0	19	0.0%	16.1%	15.3%	15.6%
% of FP17s for the same patient ID Re-attending between 3 & 9 months - Children	337	459	73.4%	55.6%	61.1%	58.8%
% of FP17s for the same patient ID Re-attending between 3 & 9 months - Adults	15	19	78.9%	48.8%	52.4%	51.0%
% of FP17s for Band 1 Urgent Courses	7	414	1.7%	10.0%	9.5%	9.0%
% of FP17s Relating to Free Repair or Replacements	1	414	0.2%	0.5%	0.7%	0.8%
% of FP17s Relating to Continuations	6	414	1.4%	0.7%	0.8%	0.9%
% of Patients satisfied with the dentistry they have received	0	0	N/A	92.6%	93.1%	93.2%
% of Patients satisfied with the time they had to wait for an appointment	0	0	N/A	87.4%	87.8%	88.3%

* This is based on patients treated on this contract for their most recent course of treatment. Figures in italics indicate the base number of FP17s or Patient Questionnaire responses are less than 100. N/A is shown where the base number of responses is less than 10 during the period. % is calculated as Quantity/Base number*100

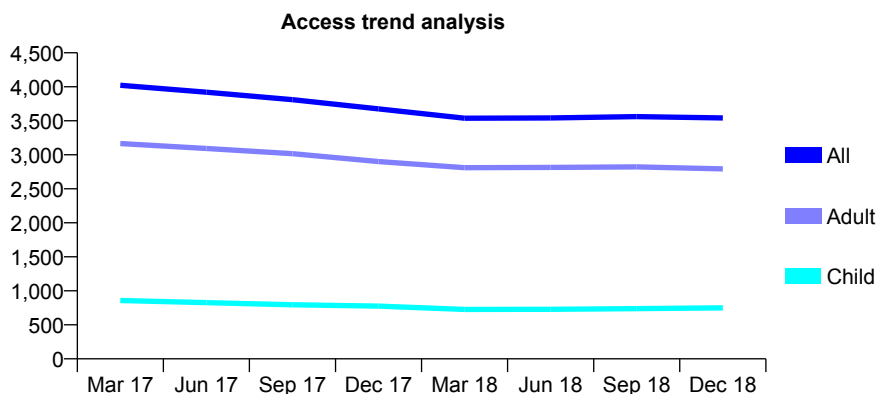
Q67 - Vital Signs At a Glance Contract Report for 165018/0002 - December 2018

Name or company name	Hillton Dentistry
Contract type name	GDS Contract
Purpose of contract	General
Contract start date	09/04/2014
Contract end date	

18/19 Contracted general activity (UDA)	12,750
Carry forward general activity (UDA)	0
18/19 Contracted orthodontic activity (UOA)	0
Carry forward orthodontic activity (UOA)	0
Baseline contract value	£300,822.81

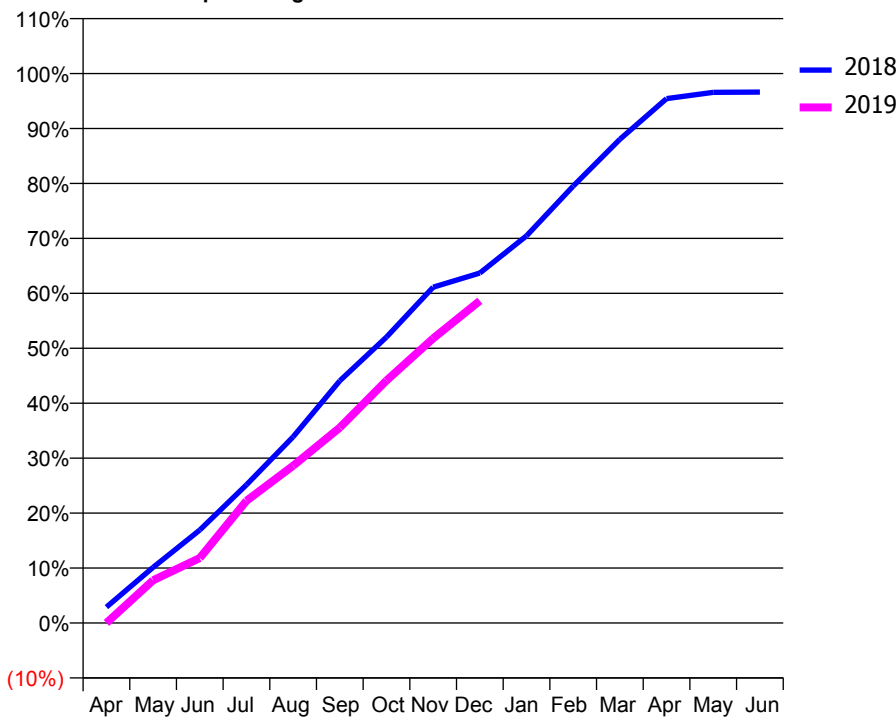
ACCESS*

Patients seen in 24 months	Total	Change since previous quarter
Quarter ending December 2017	3,676	
Quarter ending March 2018	3,538	↓
Quarter ending June 2018	3,542	→
Quarter ending September 2018	3,562	→
Quarter ending December 2018	3,543	→
Variance since December 2017	(3.6%)	↓



ACTIVITY

Cumulative percentage of contracted UDA delivered 2018 & 2019



Month	Adjusted Scheduled Activity (UDA)	
	2018	2019
April	313	1
May	1,088	990
June	1,818	1,507
July	2,704	2,837
August	3,644	3,648
September	4,738	4,533
October	5,594	5,627
November	6,570	6,605
December	6,848	7,478
January	7,575	
February	8,548	
March	9,463	
April	10,258	
May	10,383	
June	10,388	

QUALITY

	Quantity	Base Number	Contract	AT	Region	England
% of FP17s for the same patient ID Re-attending within 3 months - Children	58	906	6.4%	11.3%	11.3%	11.8%
% of FP17s for the same patient ID Re-attending within 3 months - Adults	423	3,251	13.0%	16.1%	15.3%	15.6%
% of FP17s for the same patient ID Re-attending between 3 & 9 months - Children	506	906	55.8%	55.6%	61.1%	58.8%
% of FP17s for the same patient ID Re-attending between 3 & 9 months - Adults	1,917	3,251	59.0%	48.8%	52.4%	51.0%
% of FP17s for Band 1 Urgent Courses	221	3,891	5.7%	10.0%	9.5%	9.0%
% of FP17s Relating to Free Repair or Replacements	29	3,891	0.7%	0.5%	0.7%	0.8%
% of FP17s Relating to Continuations	70	3,891	1.8%	0.7%	0.8%	0.9%
% of Patients satisfied with the dentistry they have received	2	2	N/A	92.6%	93.1%	93.2%
% of Patients satisfied with the time they had to wait for an appointment	2	2	N/A	87.4%	87.8%	88.3%

* This is based on patients treated on this contract for their most recent course of treatment. Figures in italics indicate the base number of FP17s or Patient Questionnaire responses are less than 100. N/A is shown where the base number of responses is less than 10 during the period. % is calculated as Quantity/Base number*100

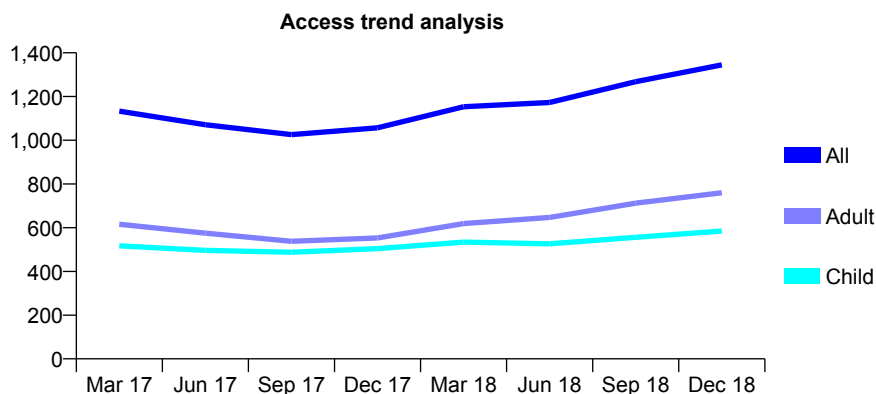
Q67 - Vital Signs At a Glance Contract Report for 165018/0003 - December 2018

Name or company name	Hillton Dentistry
Contract type name	GDS Contract
Purpose of contract	General
Contract start date	09/04/2014
Contract end date	

18/19 Contracted general activity (UDA)	2,427
Carry forward general activity (UDA)	0
18/19 Contracted orthodontic activity (UOA)	0
Carry forward orthodontic activity (UOA)	0
Baseline contract value	£59,343.34

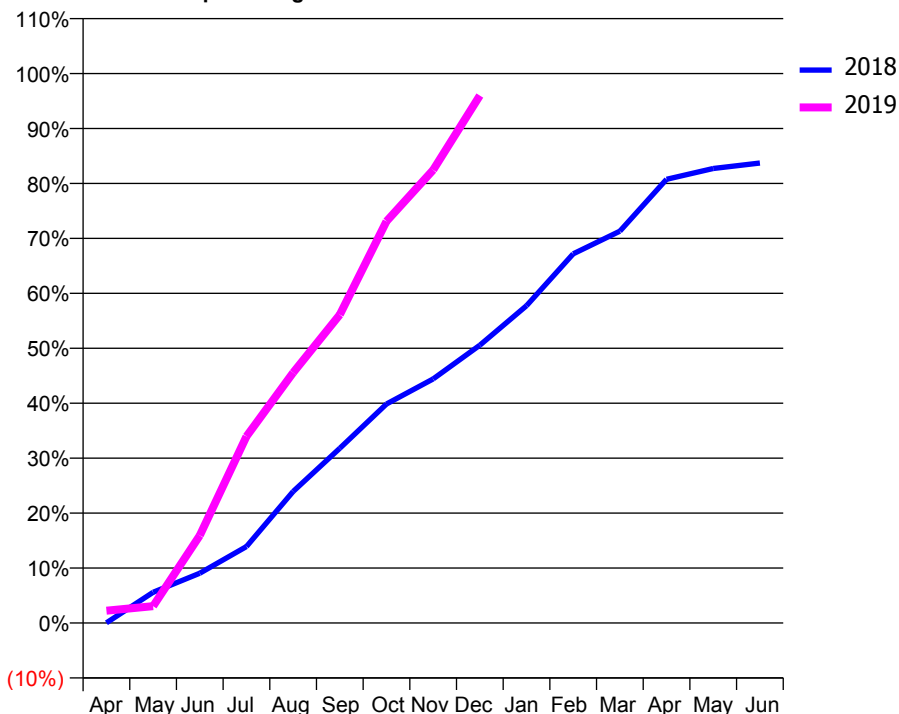
ACCESS*

Patients seen in 24 months	Total	Change since previous quarter
Quarter ending December 2017	1,057	
Quarter ending March 2018	1,153	↑
Quarter ending June 2018	1,173	→
Quarter ending September 2018	1,268	↑
Quarter ending December 2018	1,345	↑
Variance since December 2017	27.2%	↑



ACTIVITY

Cumulative percentage of contracted UDA delivered 2018 & 2019



Month	Adjusted Scheduled Activity (UDA)	
	2018	2019
April	1	54
May	162	74
June	263	387
July	403	824
August	694	1,106
September	922	1,362
October	1,156	1,774
November	1,288	2,001
December	1,466	2,330
January	1,674	
February	1,948	
March	2,067	
April	2,341	
May	2,398	
June	2,427	

QUALITY

	Quantity	Base Number	Contract	AT	Region	England
% of FP17s for the same patient ID Re-attending within 3 months - Children	22	623	3.5%	11.3%	11.3%	11.8%
% of FP17s for the same patient ID Re-attending within 3 months - Adults	56	758	7.4%	16.1%	15.3%	15.6%
% of FP17s for the same patient ID Re-attending between 3 & 9 months - Children	281	623	45.1%	55.6%	61.1%	58.8%
% of FP17s for the same patient ID Re-attending between 3 & 9 months - Adults	327	758	43.1%	48.8%	52.4%	51.0%
% of FP17s for Band 1 Urgent Courses	64	1,191	5.4%	10.0%	9.5%	9.0%
% of FP17s Relating to Free Repair or Replacements	8	1,191	0.7%	0.5%	0.7%	0.8%
% of FP17s Relating to Continuations	3	1,191	0.3%	0.7%	0.8%	0.9%
% of Patients satisfied with the dentistry they have received	0	0	N/A	92.6%	93.1%	93.2%
% of Patients satisfied with the time they had to wait for an appointment	0	0	N/A	87.4%	87.8%	88.3%

* This is based on patients treated on this contract for their most recent course of treatment. Figures in italics indicate the base number of FP17s or Patient Questionnaire responses are less than 100. N/A is shown where the base number of responses is less than 10 during the period. % is calculated as Quantity/Base number*100

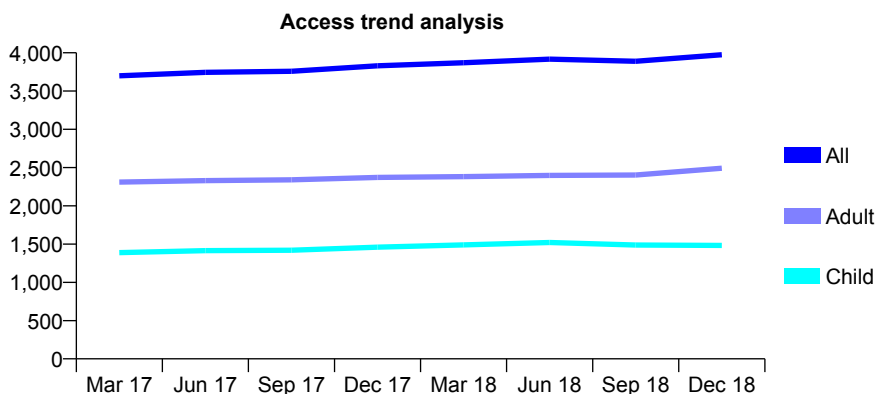
Q67 - Vital Signs At a Glance Contract Report for 165417/0001 - December 2018

Name or company name	Lavender Dental Care Ltd
Contract type name	GDS Contract
Purpose of contract	General
Contract start date	01/04/2011
Contract end date	

18/19 Contracted general activity (UDA)	9,627
Carry forward general activity (UDA)	68
18/19 Contracted orthodontic activity (UOA)	0
Carry forward orthodontic activity (UOA)	0
Baseline contract value	£249,631.17

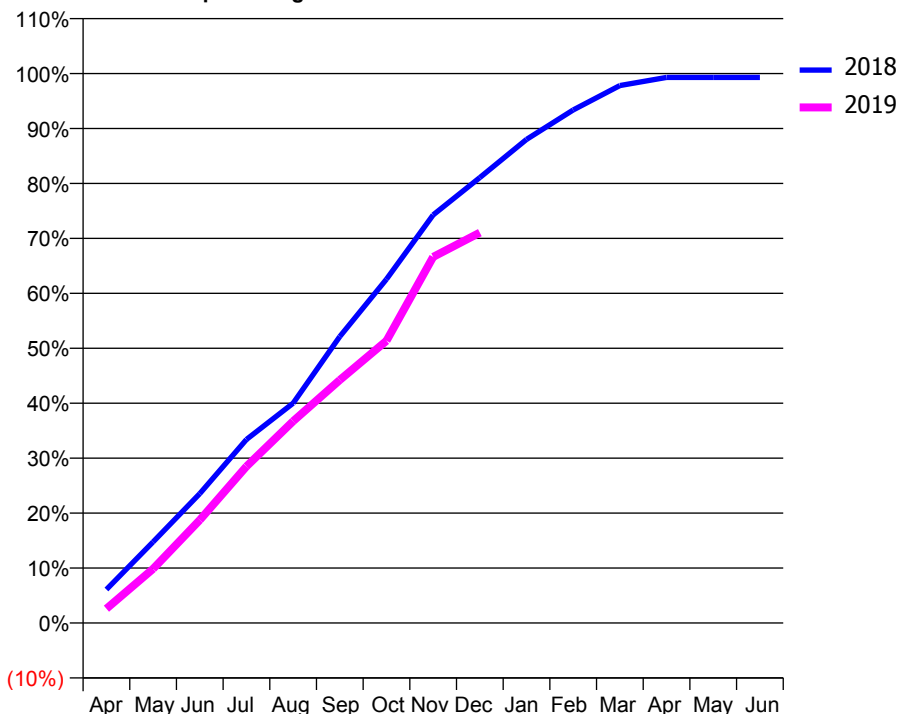
ACCESS*

Patients seen in 24 months	Total	Change since previous quarter
Quarter ending December 2017	3,830	
Quarter ending March 2018	3,871	→
Quarter ending June 2018	3,917	→
Quarter ending September 2018	3,890	→
Quarter ending December 2018	3,974	↑
Variance since December 2017	3.8%	↑



ACTIVITY

Cumulative percentage of contracted UDA delivered 2018 & 2019



Month	Adjusted Scheduled Activity (UDA)	
	2018	2019
April	587	251
May	1,421	950
June	2,267	1,804
July	3,216	2,744
August	3,851	3,537
September	5,020	4,257
October	6,025	4,944
November	7,150	6,414
December	7,805	6,838
January	8,472	
February	8,990	
March	9,416	
April	9,558	
May	9,558	
June	9,558	

QUALITY

	Quantity	Base Number	Contract	AT	Region	England
% of FP17s for the same patient ID Re-attending within 3 months - Children	161	1,720	9.4%	11.3%	11.3%	11.8%
% of FP17s for the same patient ID Re-attending within 3 months - Adults	237	2,153	11.0%	16.1%	15.3%	15.6%
% of FP17s for the same patient ID Re-attending between 3 & 9 months - Children	1,134	1,720	65.9%	55.6%	61.1%	58.8%
% of FP17s for the same patient ID Re-attending between 3 & 9 months - Adults	855	2,153	39.7%	48.8%	52.4%	51.0%
% of FP17s for Band 1 Urgent Courses	226	3,201	7.1%	10.0%	9.5%	9.0%
% of FP17s Relating to Free Repair or Replacements	24	3,201	0.7%	0.5%	0.7%	0.8%
% of FP17s Relating to Continuations	13	3,201	0.4%	0.7%	0.8%	0.9%
% of Patients satisfied with the dentistry they have received	0	0	N/A	92.6%	93.1%	93.2%
% of Patients satisfied with the time they had to wait for an appointment	0	0	N/A	87.4%	87.8%	88.3%

* This is based on patients treated on this contract for their most recent course of treatment. Figures in italics indicate the base number of FP17s or Patient Questionnaire responses are less than 100. N/A is shown where the base number of responses is less than 10 during the period. % is calculated as Quantity/Base number*100

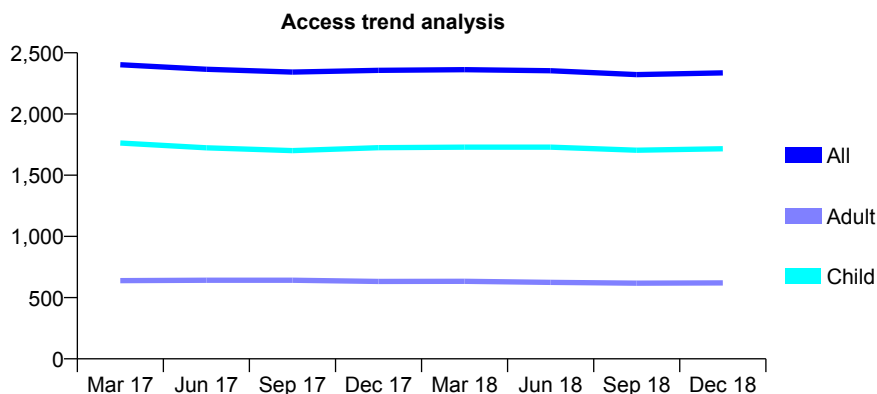
Q67 - Vital Signs At a Glance Contract Report for 166758/0001 - December 2018

Name or company name	The Blockley Partnership
Contract type name	GDS Contract
Purpose of contract	General
Contract start date	01/04/2011
Contract end date	

18/19 Contracted general activity (UDA)	4,900
Carry forward general activity (UDA)	0
18/19 Contracted orthodontic activity (UOA)	0
Carry forward orthodontic activity (UOA)	0
Baseline contract value	£123,208.42

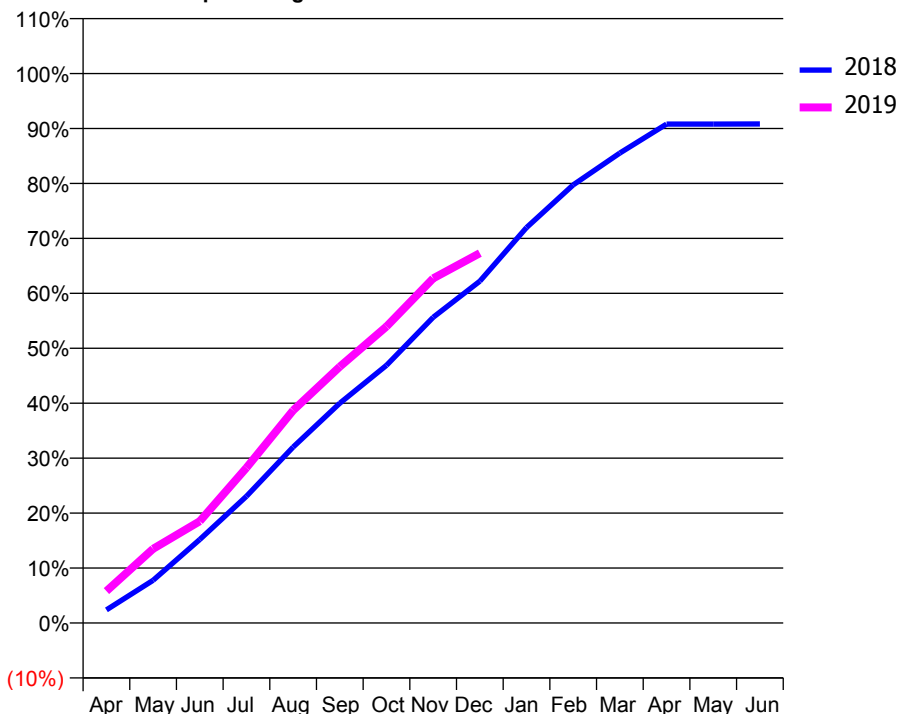
ACCESS*

Patients seen in 24 months	Total	Change since previous quarter
Quarter ending December 2017	2,357	
Quarter ending March 2018	2,362	→
Quarter ending June 2018	2,354	→
Quarter ending September 2018	2,322	↓
Quarter ending December 2018	2,336	→
Variance since December 2017	(0.9%)	→



ACTIVITY

Cumulative percentage of contracted UDA delivered 2018 & 2019



Month	Adjusted Scheduled Activity (UDA)	
	2018	2019
April	125	284
May	406	661
June	793	908
July	1,203	1,385
August	1,669	1,896
September	2,085	2,286
October	2,444	2,644
November	2,900	3,073
December	3,243	3,298
January	3,751	
February	4,156	
March	4,459	
April	4,733	
May	4,733	
June	4,734	

QUALITY

	Quantity	Base Number	Contract	AT	Region	England
% of FP17s for the same patient ID Re-attending within 3 months - Children	137	1,997	6.9%	11.3%	11.3%	11.8%
% of FP17s for the same patient ID Re-attending within 3 months - Adults	34	395	8.6%	16.1%	15.3%	15.6%
% of FP17s for the same patient ID Re-attending between 3 & 9 months - Children	1,314	1,997	65.8%	55.6%	61.1%	58.8%
% of FP17s for the same patient ID Re-attending between 3 & 9 months - Adults	192	395	48.6%	48.8%	52.4%	51.0%
% of FP17s for Band 1 Urgent Courses	73	2,211	3.3%	10.0%	9.5%	9.0%
% of FP17s Relating to Free Repair or Replacements	0	2,211	0.0%	0.5%	0.7%	0.8%
% of FP17s Relating to Continuations	0	2,211	0.0%	0.7%	0.8%	0.9%
% of Patients satisfied with the dentistry they have received	0	0	N/A	92.6%	93.1%	93.2%
% of Patients satisfied with the time they had to wait for an appointment	0	0	N/A	87.4%	87.8%	88.3%

* This is based on patients treated on this contract for their most recent course of treatment. Figures in italics indicate the base number of FP17s or Patient Questionnaire responses are less than 100. N/A is shown where the base number of responses is less than 10 during the period. % is calculated as Quantity/Base number*100

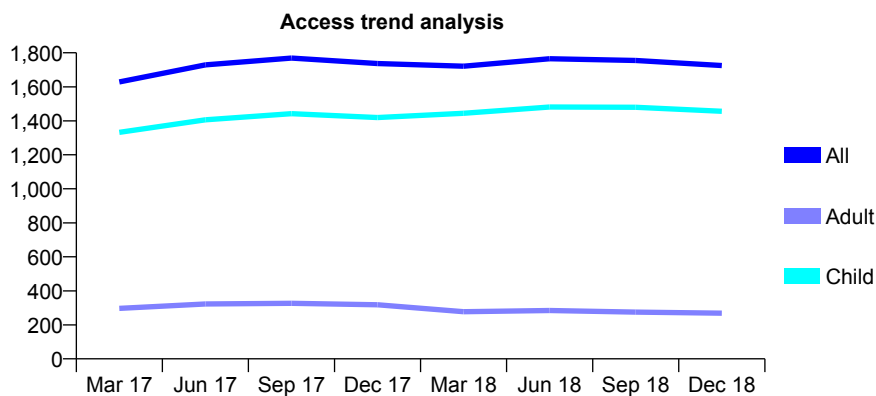
Q67 - Vital Signs At a Glance Contract Report for 171204/0001 - December 2018

Name or company name	Manzoor and Shah
Contract type name	GDS Contract
Purpose of contract	General
Contract start date	01/08/2015
Contract end date	

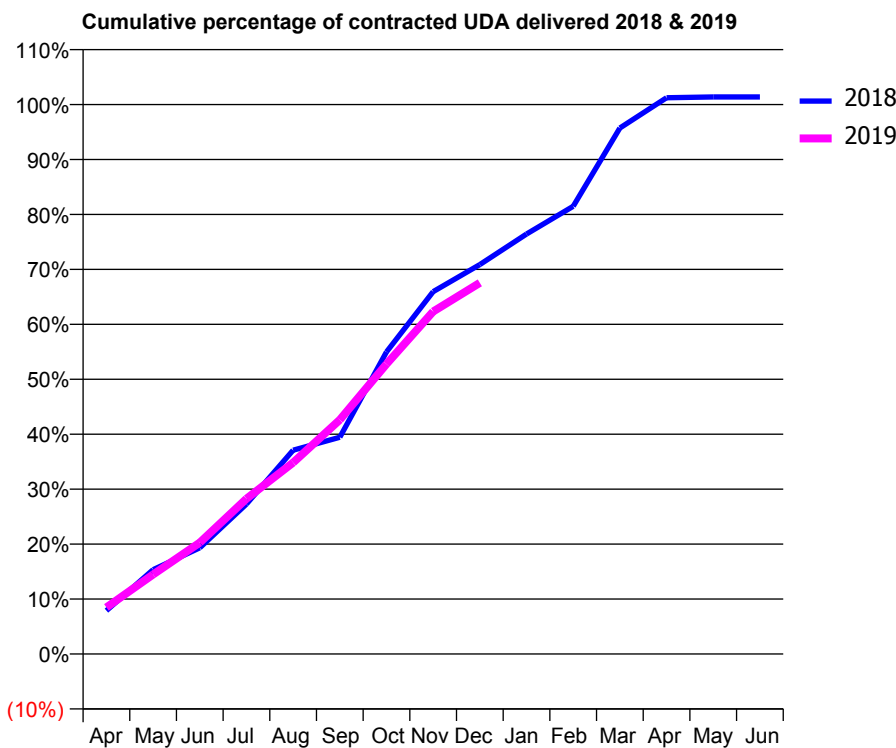
18/19 Contracted general activity (UDA)	3,946
Carry forward general activity (UDA)	0
18/19 Contracted orthodontic activity (UOA)	0
Carry forward orthodontic activity (UOA)	0
Baseline contract value	£99,220.51

ACCESS*

Patients seen in 24 months	Total	Change since previous quarter
Quarter ending December 2017	1,737	
Quarter ending March 2018	1,721	→
Quarter ending June 2018	1,765	↑
Quarter ending September 2018	1,755	→
Quarter ending December 2018	1,725	↓
Variance since December 2017	(0.7%)	→



ACTIVITY



Month	Adjusted Scheduled Activity (UDA)	
	2018	2019
April	311	335
May	605	571
June	762	800
July	1,077	1,115
August	1,463	1,375
September	1,556	1,682
October	2,169	2,082
November	2,603	2,459
December	2,797	2,665
January	3,016	
February	3,215	
March	3,777	
April	3,995	
May	4,000	
June	4,000	

QUALITY

	Quantity	Base Number	Contract	AT	Region	England
% of FP17s for the same patient ID Re-attending within 3 months - Children	168	1,828	9.2%	11.3%	11.3%	11.8%
% of FP17s for the same patient ID Re-attending within 3 months - Adults	5	91	5.5%	16.1%	15.3%	15.6%
% of FP17s for the same patient ID Re-attending between 3 & 9 months - Children	1,180	1,828	64.6%	55.6%	61.1%	58.8%
% of FP17s for the same patient ID Re-attending between 3 & 9 months - Adults	41	91	45.1%	48.8%	52.4%	51.0%
% of FP17s for Band 1 Urgent Courses	70	1,795	3.9%	10.0%	9.5%	9.0%
% of FP17s Relating to Free Repair or Replacements	1	1,795	0.1%	0.5%	0.7%	0.8%
% of FP17s Relating to Continuations	0	1,795	0.0%	0.7%	0.8%	0.9%
% of Patients satisfied with the dentistry they have received	2	2	N/A	92.6%	93.1%	93.2%
% of Patients satisfied with the time they had to wait for an appointment	2	2	N/A	87.4%	87.8%	88.3%

* This is based on patients treated on this contract for their most recent course of treatment. Figures in italics indicate the base number of FP17s or Patient Questionnaire responses are less than 100. N/A is shown where the base number of responses is less than 10 during the period. % is calculated as Quantity/Base number*100

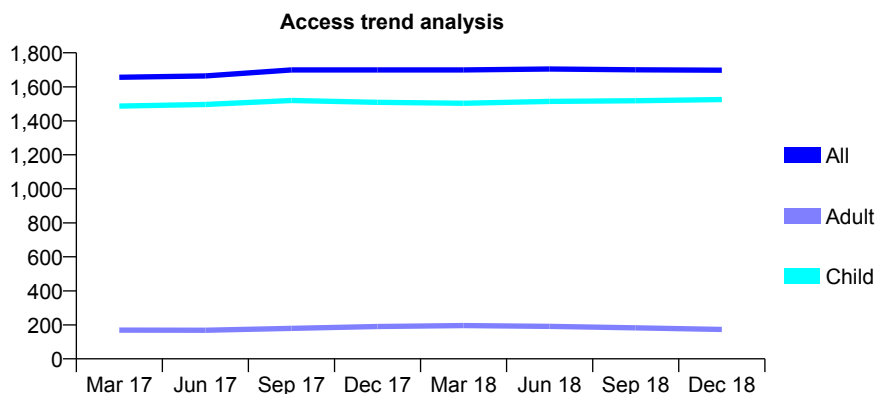
Q67 - Vital Signs At a Glance Contract Report for 172111/0002 - December 2018

Name or company name	Rainham Dental Surgery
Contract type name	GDS Contract
Purpose of contract	General
Contract start date	05/06/2014
Contract end date	

18/19 Contracted general activity (UDA)	3,250
Carry forward general activity (UDA)	0
18/19 Contracted orthodontic activity (UOA)	0
Carry forward orthodontic activity (UOA)	0
Baseline contract value	£84,280.09

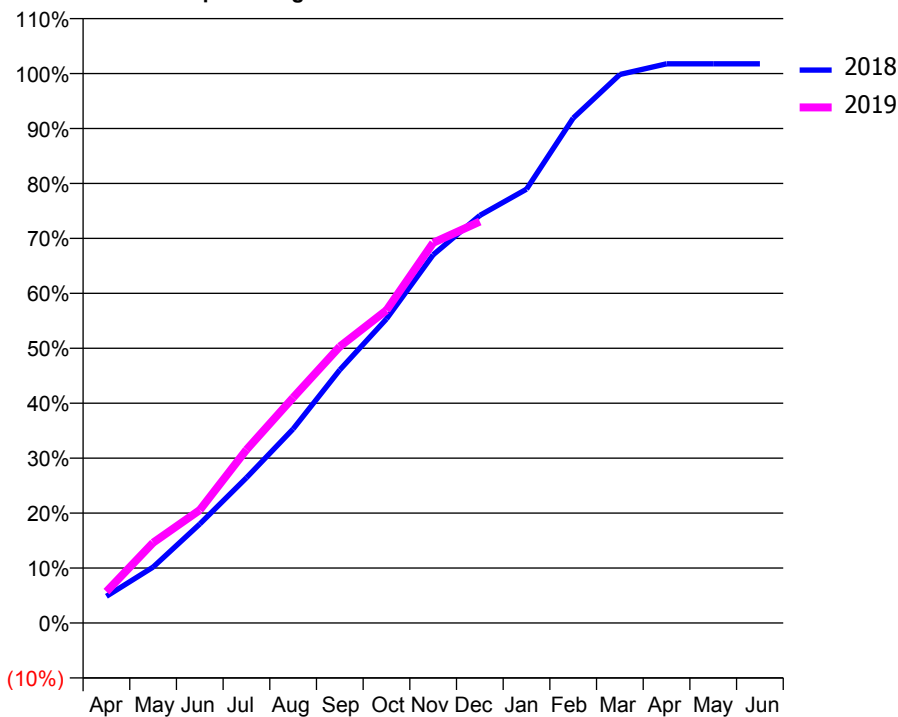
ACCESS*

Patients seen in 24 months	Total	Change since previous quarter
Quarter ending December 2017	1,699	
Quarter ending March 2018	1,699	→
Quarter ending June 2018	1,705	→
Quarter ending September 2018	1,700	→
Quarter ending December 2018	1,698	→
Variance since December 2017	(0.1%)	→



ACTIVITY

Cumulative percentage of contracted UDA delivered 2018 & 2019



Month	2018	2019
April	158	185
May	331	475
June	585	669
July	859	1,025
August	1,148	1,333
September	1,498	1,635
October	1,799	1,850
November	2,178	2,249
December	2,411	2,374
January	2,566	
February	2,987	
March	3,244	
April	3,308	
May	3,308	
June	3,308	

QUALITY

	Quantity	Base Number	Contract	AT	Region	England
% of FP17s for the same patient ID Re-attending within 3 months - Children	123	1,843	6.7%	11.3%	11.3%	11.8%
% of FP17s for the same patient ID Re-attending within 3 months - Adults	4	56	7.1%	16.1%	15.3%	15.6%
% of FP17s for the same patient ID Re-attending between 3 & 9 months - Children	1,263	1,843	68.5%	55.6%	61.1%	58.8%
% of FP17s for the same patient ID Re-attending between 3 & 9 months - Adults	44	56	78.6%	48.8%	52.4%	51.0%
% of FP17s for Band 1 Urgent Courses	61	1,848	3.3%	10.0%	9.5%	9.0%
% of FP17s Relating to Free Repair or Replacements	0	1,848	0.0%	0.5%	0.7%	0.8%
% of FP17s Relating to Continuations	0	1,848	0.0%	0.7%	0.8%	0.9%
% of Patients satisfied with the dentistry they have received	2	2	N/A	92.6%	93.1%	93.2%
% of Patients satisfied with the time they had to wait for an appointment	2	2	N/A	87.4%	87.8%	88.3%

* This is based on patients treated on this contract for their most recent course of treatment. Figures in italics indicate the base number of FP17s or Patient Questionnaire responses are less than 100. N/A is shown where the base number of responses is less than 10 during the period. % is calculated as Quantity/Base number*100

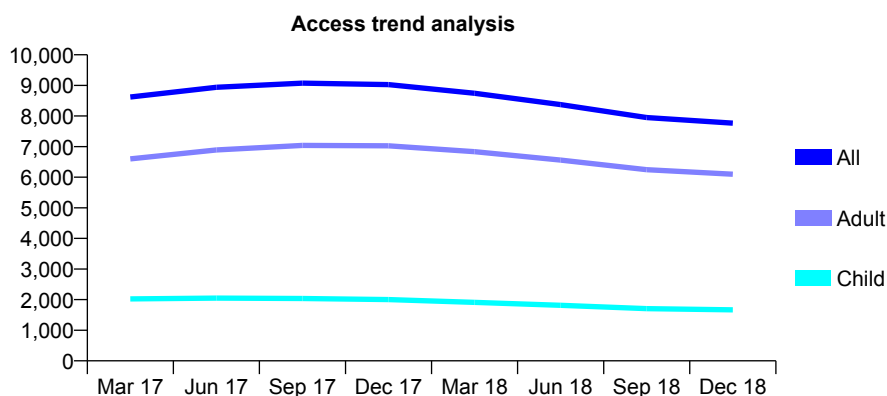
Q67 - Vital Signs At a Glance Contract Report for 175153/0001 - December 2018

Name or company name	Harbour Dental Practice Partnership
Contract type name	GDS Contract
Purpose of contract	General
Contract start date	01/12/2015
Contract end date	

18/19 Contracted general activity (UDA)	34,114
Carry forward general activity (UDA)	0
18/19 Contracted orthodontic activity (UOA)	0
Carry forward orthodontic activity (UOA)	0
Baseline contract value	£965,380.35

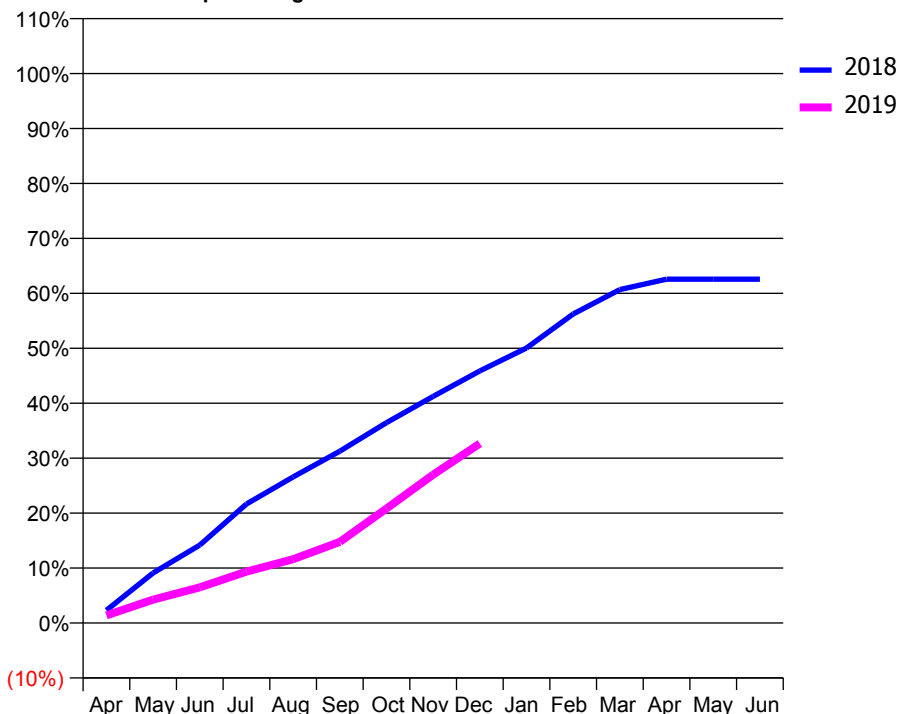
ACCESS*

Patients seen in 24 months	Total	Change since previous quarter
Quarter ending December 2017	9,028	
Quarter ending March 2018	8,743	↓
Quarter ending June 2018	8,373	↓
Quarter ending September 2018	7,950	↓
Quarter ending December 2018	7,768	↓
Variance since December 2017	(14.0%)	↓



ACTIVITY

Cumulative percentage of contracted UDA delivered 2018 & 2019



Month	Adjusted Scheduled Activity (UDA)	
	2018	2019
April	791	472
May	3,110	1,455
June	4,839	2,216
July	7,390	3,194
August	9,069	3,962
September	10,663	5,038
October	12,440	7,110
November	14,065	9,210
December	15,651	11,148
January	17,073	
February	19,181	
March	20,699	
April	21,342	
May	21,342	
June	21,342	

QUALITY

	Quantity	Base Number	Contract	AT	Region	England
% of FP17s for the same patient ID Re-attending within 3 months - Children	71	1,093	6.5%	11.3%	11.3%	11.8%
% of FP17s for the same patient ID Re-attending within 3 months - Adults	652	4,518	14.4%	16.1%	15.3%	15.6%
% of FP17s for the same patient ID Re-attending between 3 & 9 months - Children	283	1,093	25.9%	55.6%	61.1%	58.8%
% of FP17s for the same patient ID Re-attending between 3 & 9 months - Adults	1,648	4,518	36.5%	48.8%	52.4%	51.0%
% of FP17s for Band 1 Urgent Courses	704	5,440	12.9%	10.0%	9.5%	9.0%
% of FP17s Relating to Free Repair or Replacements	37	5,440	0.7%	0.5%	0.7%	0.8%
% of FP17s Relating to Continuations	87	5,440	1.6%	0.7%	0.8%	0.9%
% of Patients satisfied with the dentistry they have received	1	2	N/A	92.6%	93.1%	93.2%
% of Patients satisfied with the time they had to wait for an appointment	1	2	N/A	87.4%	87.8%	88.3%

* This is based on patients treated on this contract for their most recent course of treatment. Figures in italics indicate the base number of FP17s or Patient Questionnaire responses are less than 100. N/A is shown where the base number of responses is less than 10 during the period. % is calculated as Quantity/Base number*100

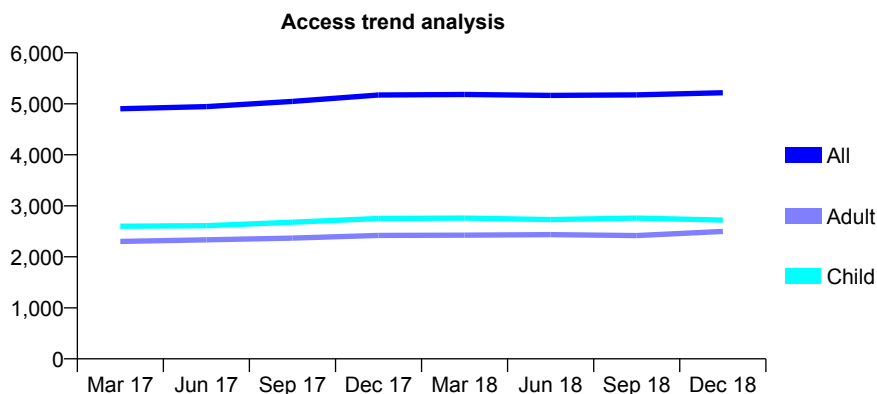
Q67 - Vital Signs At a Glance Contract Report for 175420/0004 - December 2018

Name or company name	Simon Collins Community Dental Service
Contract type name	PDS Contract
Purpose of contract	General
Contract start date	01/12/2012
Contract end date	31/03/2019

18/19 Contracted general activity (UDA)	14,592
Carry forward general activity (UDA)	0
18/19 Contracted orthodontic activity (UOA)	0
Carry forward orthodontic activity (UOA)	0
Baseline contract value	£1,771,393.05

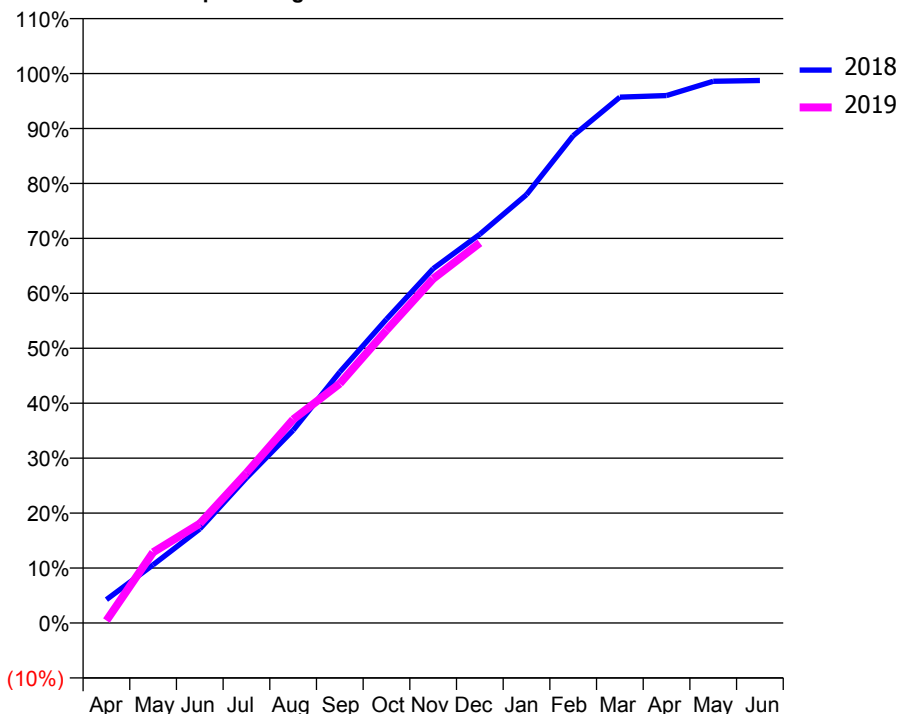
ACCESS*

Patients seen in 24 months	Total	Change since previous quarter
Quarter ending December 2017	5,172	
Quarter ending March 2018	5,184	→
Quarter ending June 2018	5,165	→
Quarter ending September 2018	5,176	→
Quarter ending December 2018	5,218	→
Variance since December 2017	0.9%	→



ACTIVITY

Cumulative percentage of contracted UDA delivered 2018 & 2019



Month	Adjusted Scheduled Activity (UDA)	
	2018	2019
April	623	66
May	1,545	1,877
June	2,499	2,639
July	3,853	3,984
August	5,117	5,404
September	6,665	6,357
October	8,068	7,773
November	9,411	9,140
December	10,323	10,094
January	11,374	
February	12,941	
March	13,965	
April	14,007	
May	14,384	
June	14,405	

QUALITY

	Quantity	Base Number	Contract	AT	Region	England
% of FP17s for the same patient ID Re-attending within 3 months - Children	335	3,337	10.0%	11.3%	11.3%	11.8%
% of FP17s for the same patient ID Re-attending within 3 months - Adults	381	2,480	15.4%	16.1%	15.3%	15.6%
% of FP17s for the same patient ID Re-attending between 3 & 9 months - Children	1,056	3,337	31.6%	55.6%	61.1%	58.8%
% of FP17s for the same patient ID Re-attending between 3 & 9 months - Adults	1,058	2,480	42.7%	48.8%	52.4%	51.0%
% of FP17s for Band 1 Urgent Courses	353	5,562	6.3%	10.0%	9.5%	9.0%
% of FP17s Relating to Free Repair or Replacements	12	5,562	0.2%	0.5%	0.7%	0.8%
% of FP17s Relating to Continuations	45	5,562	0.8%	0.7%	0.8%	0.9%
% of Patients satisfied with the dentistry they have received	4	4	N/A	92.6%	93.1%	93.2%
% of Patients satisfied with the time they had to wait for an appointment	4	4	N/A	87.4%	87.8%	88.3%

* This is based on patients treated on this contract for their most recent course of treatment. Figures in italics indicate the base number of FP17s or Patient Questionnaire responses are less than 100. N/A is shown where the base number of responses is less than 10 during the period. % is calculated as Quantity/Base number*100

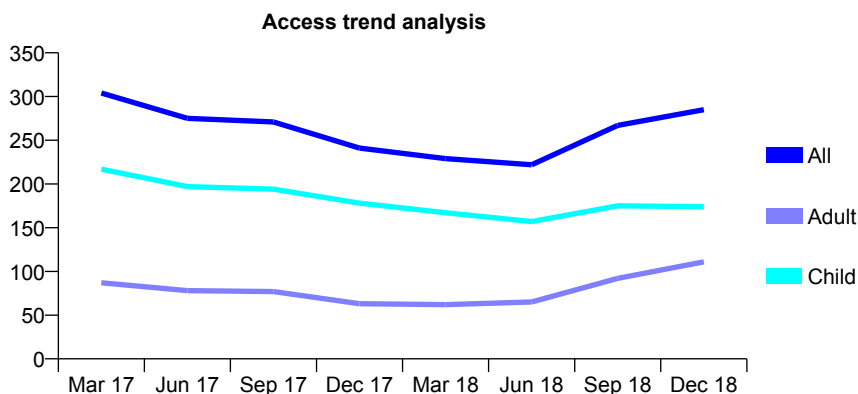
Q67 - Vital Signs At a Glance Contract Report for 175420/0005 - December 2018

Name or company name	Simon Collins Community Dental Service
Contract type name	PDS Contract
Purpose of contract	General
Contract start date	01/12/2012
Contract end date	31/03/2019

18/19 Contracted general activity (UDA)	1,200
Carry forward general activity (UDA)	0
18/19 Contracted orthodontic activity (UOA)	0
Carry forward orthodontic activity (UOA)	0
Baseline contract value	£109,785.87

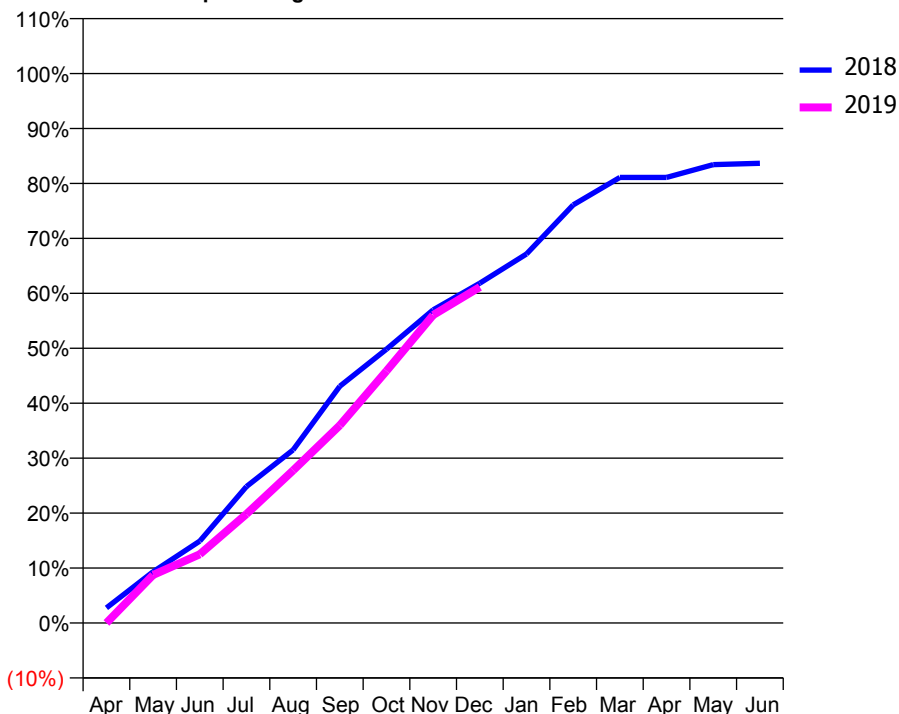
ACCESS*

Patients seen in 24 months	Total	Change since previous quarter
Quarter ending December 2017	241	
Quarter ending March 2018	229	↓
Quarter ending June 2018	222	↓
Quarter ending September 2018	267	↑
Quarter ending December 2018	285	↑
Variance since December 2017	18.3%	↑



ACTIVITY

Cumulative percentage of contracted UDA delivered 2018 & 2019



Month	Adjusted Scheduled Activity (UDA)	
	2018	2019
April	33	0
May	112	105
June	179	150
July	298	238
August	378	333
September	517	432
October	598	551
November	684	673
December	742	734
January	806	
February	913	
March	973	
April	973	
May	1,001	
June	1,004	

QUALITY

	Quantity	Base Number	Contract	AT	Region	England
% of FP17s for the same patient ID Re-attending within 3 months - Children	7	212	3.3%	11.3%	11.3%	11.8%
% of FP17s for the same patient ID Re-attending within 3 months - Adults	1	105	1.0%	16.1%	15.3%	15.6%
% of FP17s for the same patient ID Re-attending between 3 & 9 months - Children	1	212	0.5%	55.6%	61.1%	58.8%
% of FP17s for the same patient ID Re-attending between 3 & 9 months - Adults	6	105	5.7%	48.8%	52.4%	51.0%
% of FP17s for Band 1 Urgent Courses	8	305	2.6%	10.0%	9.5%	9.0%
% of FP17s Relating to Free Repair or Replacements	0	305	0.0%	0.5%	0.7%	0.8%
% of FP17s Relating to Continuations	1	305	0.3%	0.7%	0.8%	0.9%
% of Patients satisfied with the dentistry they have received	0	0	N/A	92.6%	93.1%	93.2%
% of Patients satisfied with the time they had to wait for an appointment	0	0	N/A	87.4%	87.8%	88.3%

* This is based on patients treated on this contract for their most recent course of treatment. Figures in italics indicate the base number of FP17s or Patient Questionnaire responses are less than 100. N/A is shown where the base number of responses is less than 10 during the period. % is calculated as Quantity/Base number*100

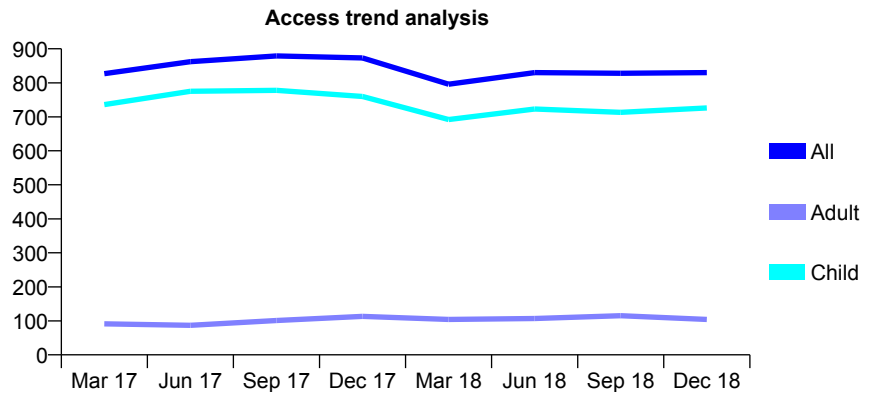
Q67 - Vital Signs At a Glance Contract Report for 175420/0006 - December 2018

Name or company name	Simon Collins Community Dental Service
Contract type name	PDS Contract
Purpose of contract	General
Contract start date	01/12/2012
Contract end date	31/03/2019

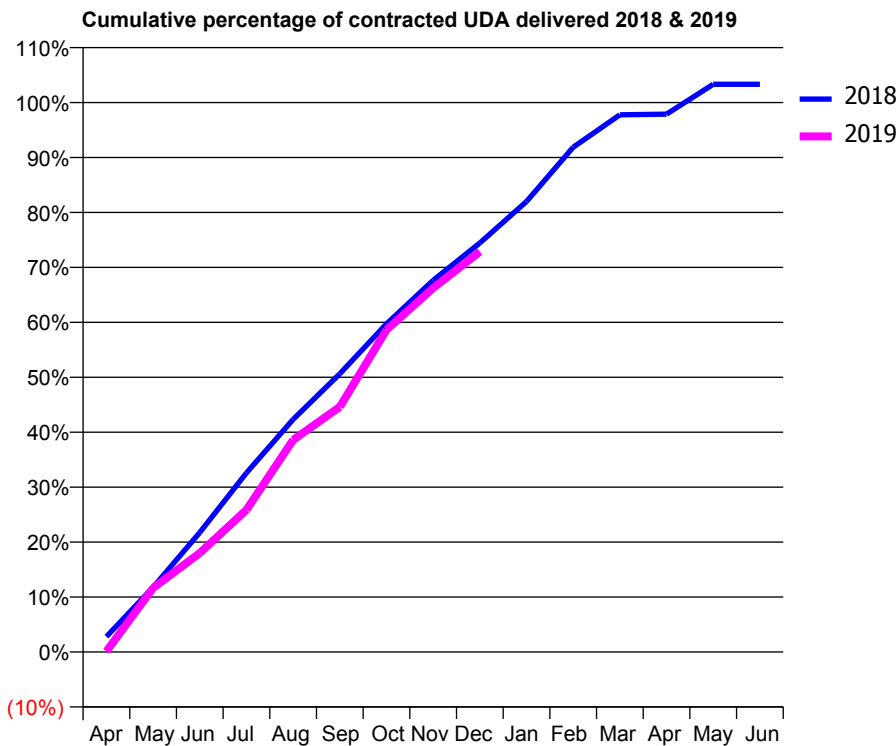
18/19 Contracted general activity (UDA)	2,358
Carry forward general activity (UDA)	0
18/19 Contracted orthodontic activity (UOA)	0
Carry forward orthodontic activity (UOA)	0
Baseline contract value	£975,828.39

ACCESS*

Patients seen in 24 months	Total	Change since previous quarter
Quarter ending December 2017	873	
Quarter ending March 2018	796	↓
Quarter ending June 2018	830	↑
Quarter ending September 2018	828	→
Quarter ending December 2018	830	→
Variance since December 2017	(4.9%)	↓



ACTIVITY



Month	Adjusted Scheduled Activity (UDA)	
	2018	2019
April	66	3
May	278	275
June	513	425
July	769	610
August	998	910
September	1,194	1,052
October	1,408	1,382
November	1,595	1,562
December	1,755	1,718
January	1,933	
February	2,166	
March	2,305	
April	2,308	
May	2,436	
June	2,436	

QUALITY

	Quantity	Base Number	Contract	AT	Region	England
% of FP17s for the same patient ID Re-attending within 3 months - Children	0	567	0.0%	11.3%	11.3%	11.8%
% of FP17s for the same patient ID Re-attending within 3 months - Adults	2	71	2.8%	16.1%	15.3%	15.6%
% of FP17s for the same patient ID Re-attending between 3 & 9 months - Children	6	567	1.1%	55.6%	61.1%	58.8%
% of FP17s for the same patient ID Re-attending between 3 & 9 months - Adults	0	71	0.0%	48.8%	52.4%	51.0%
% of FP17s for Band 1 Urgent Courses	0	590	0.0%	10.0%	9.5%	9.0%
% of FP17s Relating to Free Repair or Replacements	0	590	0.0%	0.5%	0.7%	0.8%
% of FP17s Relating to Continuations	0	590	0.0%	0.7%	0.8%	0.9%
% of Patients satisfied with the dentistry they have received	0	0	N/A	92.6%	93.1%	93.2%
% of Patients satisfied with the time they had to wait for an appointment	0	0	N/A	87.4%	87.8%	88.3%

* This is based on patients treated on this contract for their most recent course of treatment. Figures in italics indicate the base number of FP17s or Patient Questionnaire responses are less than 100. N/A is shown where the base number of responses is less than 10 during the period. % is calculated as Quantity/Base number*100

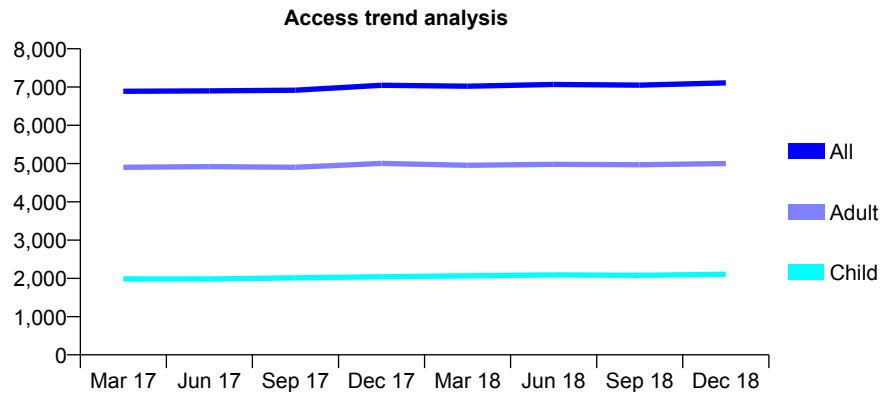
Q67 - Vital Signs At a Glance Contract Report for 176125/0001 - December 2018

Name or company name	Uddin & Akhtar
Contract type name	GDS Contract
Purpose of contract	General
Contract start date	01/01/2011
Contract end date	

18/19 Contracted general activity (UDA)	20,060
Carry forward general activity (UDA)	0
18/19 Contracted orthodontic activity (UOA)	0
Carry forward orthodontic activity (UOA)	0
Baseline contract value	£564,468.27

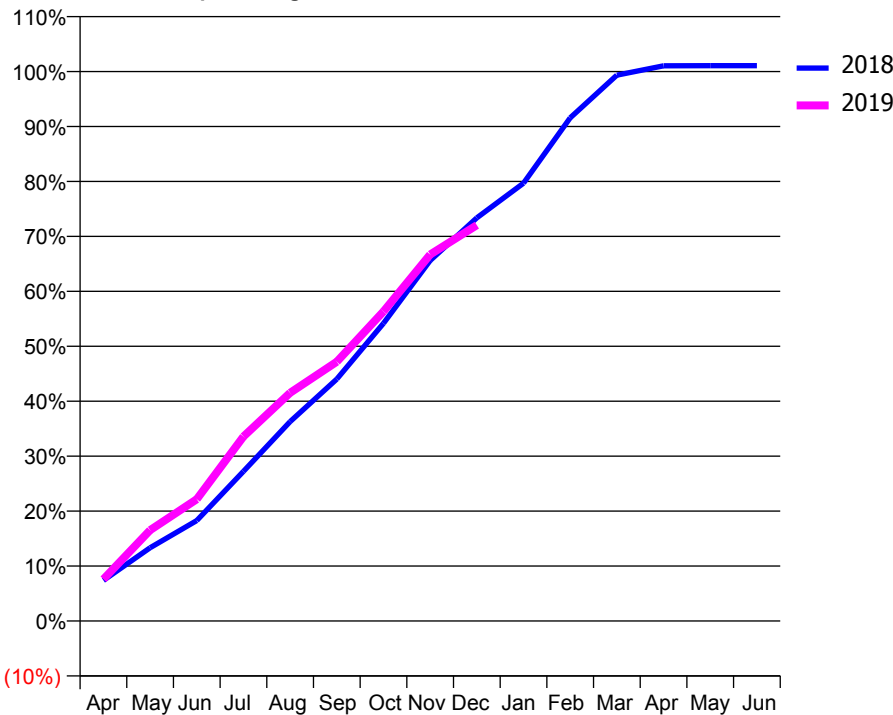
ACCESS*

Patients seen in 24 months	Total	Change since previous quarter
Quarter ending December 2017	7,046	
Quarter ending March 2018	7,022	→
Quarter ending June 2018	7,069	→
Quarter ending September 2018	7,049	→
Quarter ending December 2018	7,108	→
Variance since December 2017	0.9%	→



ACTIVITY

Cumulative percentage of contracted UDA delivered 2018 & 2019



Month	Adjusted Scheduled Activity (UDA)	
	2018	2019
April	1,482	1,527
May	2,673	3,316
June	3,667	4,449
July	5,463	6,734
August	7,281	8,332
September	8,831	9,466
October	10,867	11,301
November	13,160	13,378
December	14,718	14,451
January	15,985	
February	18,367	
March	19,927	
April	20,268	
May	20,270	
June	20,270	

QUALITY

	Quantity	Base Number	Contract	AT	Region	England
% of FP17s for the same patient ID Re-attending within 3 months - Children	107	2,176	4.9%	11.3%	11.3%	11.8%
% of FP17s for the same patient ID Re-attending within 3 months - Adults	355	4,710	7.5%	16.1%	15.3%	15.6%
% of FP17s for the same patient ID Re-attending between 3 & 9 months - Children	1,317	2,176	60.5%	55.6%	61.1%	58.8%
% of FP17s for the same patient ID Re-attending between 3 & 9 months - Adults	2,703	4,710	57.4%	48.8%	52.4%	51.0%
% of FP17s for Band 1 Urgent Courses	261	5,880	4.4%	10.0%	9.5%	9.0%
% of FP17s Relating to Free Repair or Replacements	25	5,880	0.4%	0.5%	0.7%	0.8%
% of FP17s Relating to Continuations	9	5,880	0.2%	0.7%	0.8%	0.9%
% of Patients satisfied with the dentistry they have received	0	0	N/A	92.6%	93.1%	93.2%
% of Patients satisfied with the time they had to wait for an appointment	0	0	N/A	87.4%	87.8%	88.3%

* This is based on patients treated on this contract for their most recent course of treatment. Figures in italics indicate the base number of FP17s or Patient Questionnaire responses are less than 100. N/A is shown where the base number of responses is less than 10 during the period. % is calculated as Quantity/Base number*100

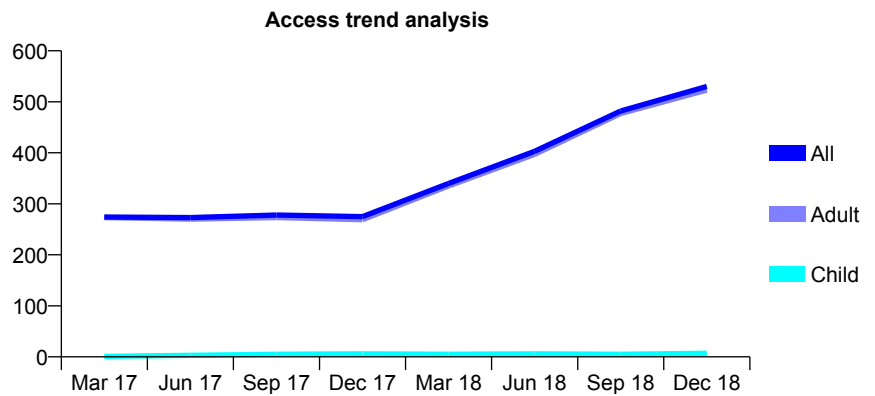
Q67 - Vital Signs At a Glance Contract Report for 176125/0002 - December 2018

Name or company name	Uddin & Akhtar
Contract type name	PDS Contract
Purpose of contract	General
Contract start date	10/03/2011
Contract end date	31/03/2020

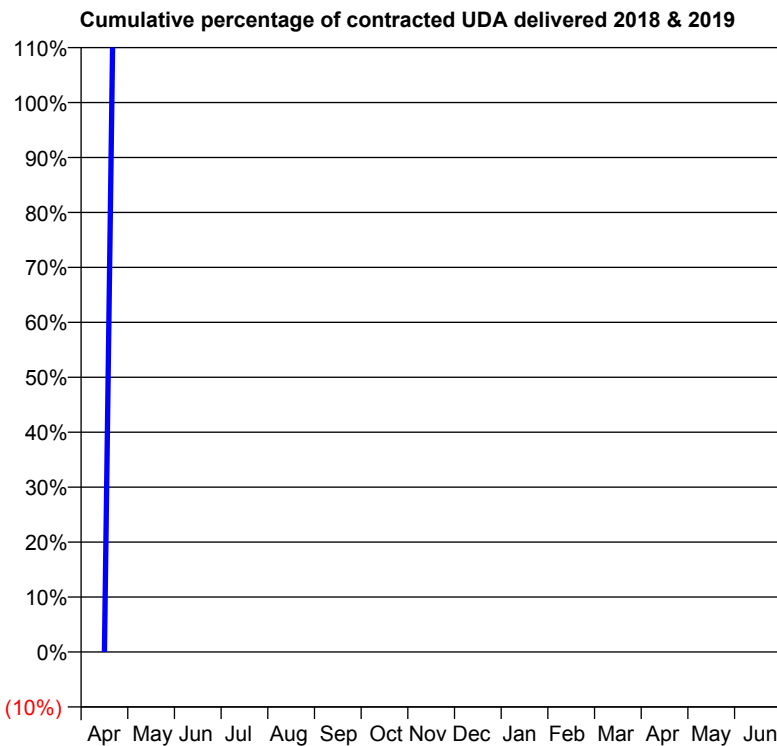
18/19 Contracted general activity (UDA)	11
Carry forward general activity (UDA)	0
18/19 Contracted orthodontic activity (UOA)	0
Carry forward orthodontic activity (UOA)	0
Baseline contract value	£90,181.02

ACCESS*

Patients seen in 24 months	Total	Change since previous quarter
Quarter ending December 2017	275	
Quarter ending March 2018	340	↑
Quarter ending June 2018	403	↑
Quarter ending September 2018	482	↑
Quarter ending December 2018	530	↑
Variance since December 2017	92.7%	↑



ACTIVITY



Month	Adjusted Scheduled Activity (UDA)	
	2018	2019
April	0	45
May	69	266
June	87	383
July	185	474
August	185	750
September	257	750
October	286	920
November	286	1,230
December	433	1,386
January	433	
February	570	
March	781	
April	839	
May	839	
June	839	

QUALITY

	Quantity	Base Number	Contract	AT	Region	England
% of FP17s for the same patient ID Re-attending within 3 months - Children	0	7	0.0%	11.3%	11.3%	11.8%
% of FP17s for the same patient ID Re-attending within 3 months - Adults	1	487	0.2%	16.1%	15.3%	15.6%
% of FP17s for the same patient ID Re-attending between 3 & 9 months - Children	1	7	14.3%	55.6%	61.1%	58.8%
% of FP17s for the same patient ID Re-attending between 3 & 9 months - Adults	1	487	0.2%	48.8%	52.4%	51.0%
% of FP17s for Band 1 Urgent Courses	4	474	0.8%	10.0%	9.5%	9.0%
% of FP17s Relating to Free Repair or Replacements	0	474	0.0%	0.5%	0.7%	0.8%
% of FP17s Relating to Continuations	0	474	0.0%	0.7%	0.8%	0.9%
% of Patients satisfied with the dentistry they have received	0	0	N/A	92.6%	93.1%	93.2%
% of Patients satisfied with the time they had to wait for an appointment	0	0	N/A	87.4%	87.8%	88.3%

* This is based on patients treated on this contract for their most recent course of treatment. Figures in italics indicate the base number of FP17s or Patient Questionnaire responses are less than 100. N/A is shown where the base number of responses is less than 10 during the period. % is calculated as Quantity/Base number*100

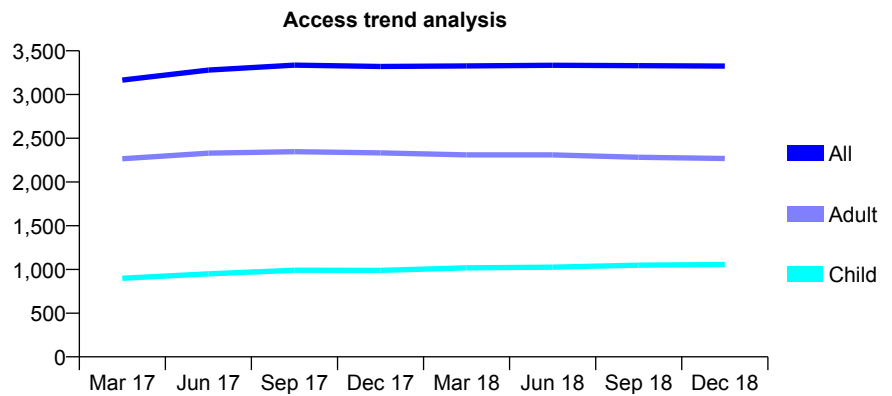
Q67 - Vital Signs At a Glance Contract Report for 176680/0001 - December 2018

Name or company name	Tricon House Dental Practice
Contract type name	GDS Contract
Purpose of contract	General
Contract start date	01/09/2015
Contract end date	

18/19 Contracted general activity (UDA)	8,599
Carry forward general activity (UDA)	0
18/19 Contracted orthodontic activity (UOA)	0
Carry forward orthodontic activity (UOA)	0
Baseline contract value	£216,218.23

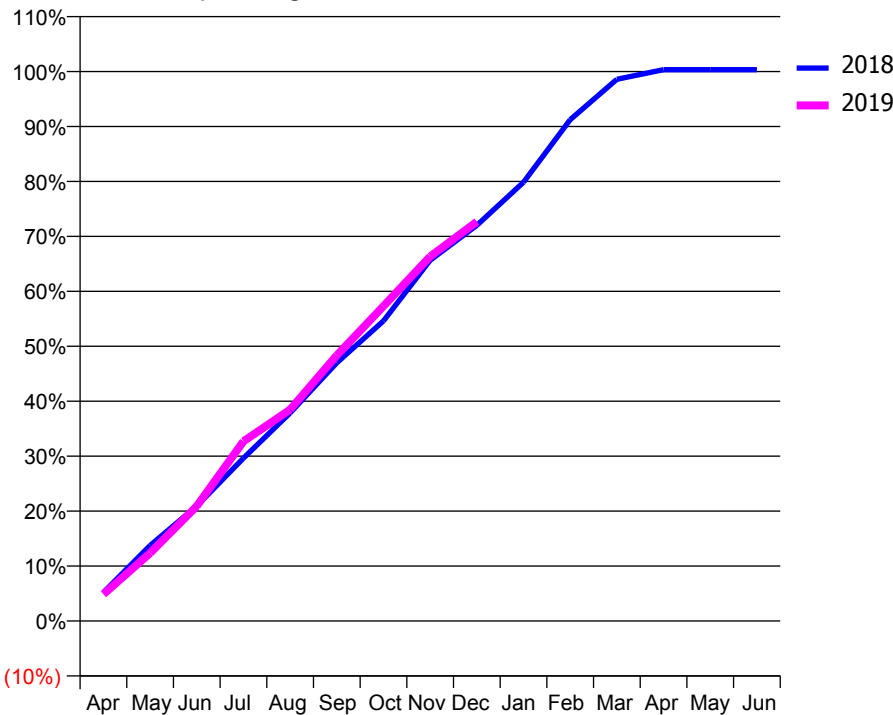
ACCESS*

Patients seen in 24 months	Total	Change since previous quarter
Quarter ending December 2017	3,321	
Quarter ending March 2018	3,327	→
Quarter ending June 2018	3,335	→
Quarter ending September 2018	3,330	→
Quarter ending December 2018	3,325	→
Variance since December 2017	0.1%	→



ACTIVITY

Cumulative percentage of contracted UDA delivered 2018 & 2019



Month	Adjusted Scheduled Activity (UDA)	
	2018	2019
April	448	418
May	1,182	1,064
June	1,800	1,798
July	2,550	2,812
August	3,257	3,308
September	4,040	4,157
October	4,696	4,927
November	5,646	5,704
December	6,193	6,248
January	6,867	
February	7,845	
March	8,478	
April	8,627	
May	8,628	
June	8,628	

QUALITY

	Quantity	Base Number	Contract	AT	Region	England
% of FP17s for the same patient ID Re-attending within 3 months - Children	54	1,133	4.8%	11.3%	11.3%	11.8%
% of FP17s for the same patient ID Re-attending within 3 months - Adults	476	2,766	17.2%	16.1%	15.3%	15.6%
% of FP17s for the same patient ID Re-attending between 3 & 9 months - Children	710	1,133	62.7%	55.6%	61.1%	58.8%
% of FP17s for the same patient ID Re-attending between 3 & 9 months - Adults	1,766	2,766	63.8%	48.8%	52.4%	51.0%
% of FP17s for Band 1 Urgent Courses	200	3,824	5.2%	10.0%	9.5%	9.0%
% of FP17s Relating to Free Repair or Replacements	0	3,824	0.0%	0.5%	0.7%	0.8%
% of FP17s Relating to Continuations	106	3,824	2.8%	0.7%	0.8%	0.9%
% of Patients satisfied with the dentistry they have received	4	4	N/A	92.6%	93.1%	93.2%
% of Patients satisfied with the time they had to wait for an appointment	4	4	N/A	87.4%	87.8%	88.3%

* This is based on patients treated on this contract for their most recent course of treatment. Figures in italics indicate the base number of FP17s or Patient Questionnaire responses are less than 100. N/A is shown where the base number of responses is less than 10 during the period. % is calculated as Quantity/Base number*100

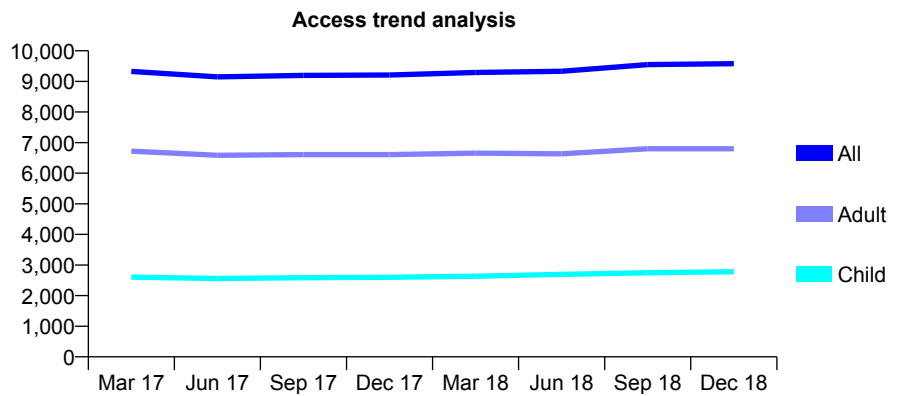
Q67 - Vital Signs At a Glance Contract Report for 182583/0001 - December 2018

Name or company name	The City Way Practice
Contract type name	GDS Contract
Purpose of contract	General
Contract start date	01/05/2012
Contract end date	

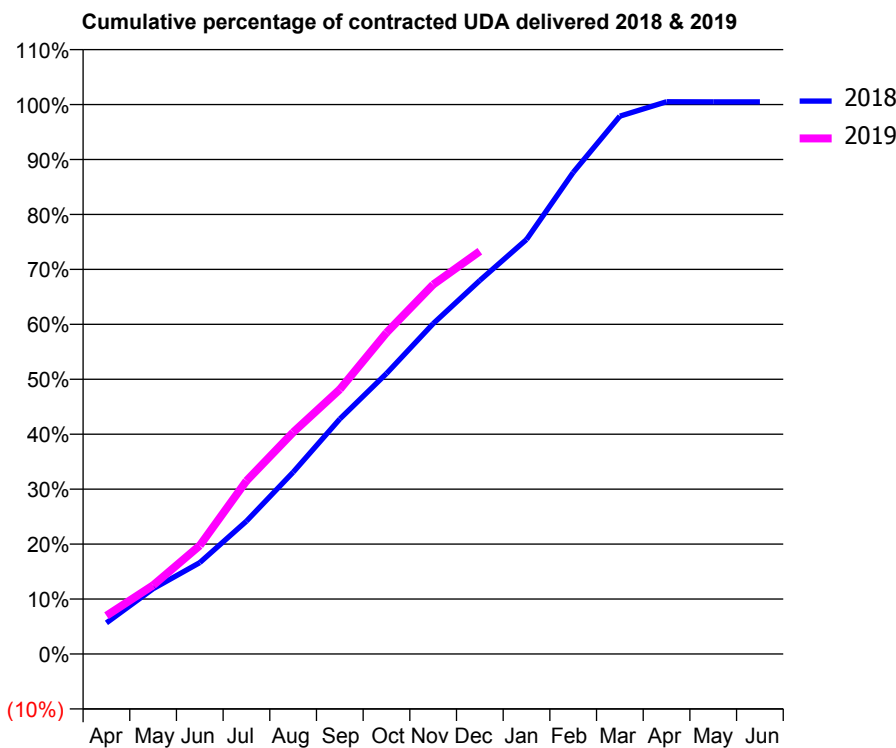
18/19 Contracted general activity (UDA)	26,183
Carry forward general activity (UDA)	0
18/19 Contracted orthodontic activity (UOA)	0
Carry forward orthodontic activity (UOA)	0
Baseline contract value	£665,591.05

ACCESS*

Patients seen in 24 months	Total	Change since previous quarter
Quarter ending December 2017	9,209	
Quarter ending March 2018	9,291	→
Quarter ending June 2018	9,330	→
Quarter ending September 2018	9,548	↑
Quarter ending December 2018	9,578	→
Variance since December 2017	4.0%	↑



ACTIVITY



Month	Adjusted Scheduled Activity (UDA)	
	2018	2019
April	1,481	1,826
May	3,111	3,278
June	4,353	5,170
July	6,332	8,253
August	8,661	10,562
September	11,199	12,611
October	13,366	15,308
November	15,743	17,602
December	17,800	19,193
January	19,754	
February	22,949	
March	25,630	
April	26,314	
May	26,308	
June	26,309	

QUALITY

	Quantity	Base Number	Contract	AT	Region	England
% of FP17s for the same patient ID Re-attending within 3 months - Children	162	2,752	5.9%	11.3%	11.3%	11.8%
% of FP17s for the same patient ID Re-attending within 3 months - Adults	648	6,042	10.7%	16.1%	15.3%	15.6%
% of FP17s for the same patient ID Re-attending between 3 & 9 months - Children	1,423	2,752	51.7%	55.6%	61.1%	58.8%
% of FP17s for the same patient ID Re-attending between 3 & 9 months - Adults	2,720	6,042	45.0%	48.8%	52.4%	51.0%
% of FP17s for Band 1 Urgent Courses	663	8,542	7.8%	10.0%	9.5%	9.0%
% of FP17s Relating to Free Repair or Replacements	163	8,542	1.9%	0.5%	0.7%	0.8%
% of FP17s Relating to Continuations	16	8,542	0.2%	0.7%	0.8%	0.9%
% of Patients satisfied with the dentistry they have received	6	6	N/A	92.6%	93.1%	93.2%
% of Patients satisfied with the time they had to wait for an appointment	6	6	N/A	87.4%	87.8%	88.3%

* This is based on patients treated on this contract for their most recent course of treatment. Figures in italics indicate the base number of FP17s or Patient Questionnaire responses are less than 100. N/A is shown where the base number of responses is less than 10 during the period. % is calculated as Quantity/Base number*100

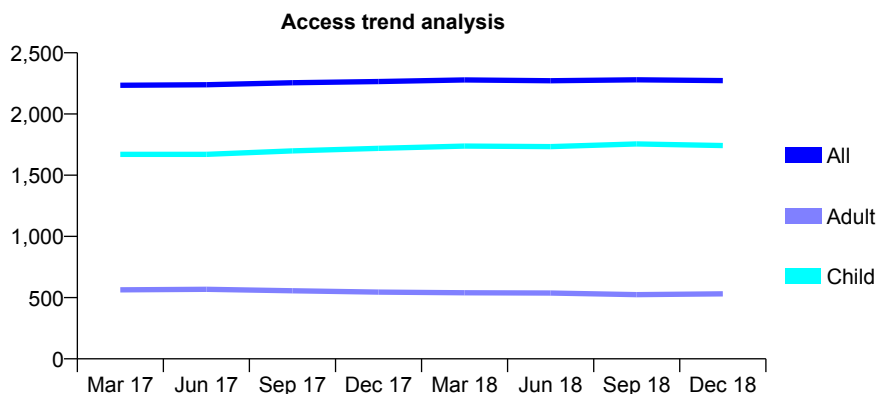
Q67 - Vital Signs At a Glance Contract Report for 183156/0001 - December 2018

Name or company name	Roseacre Cottage Dental Practice
Contract type name	GDS Contract
Purpose of contract	General
Contract start date	01/12/2012
Contract end date	

18/19 Contracted general activity (UDA)	4,700
Carry forward general activity (UDA)	118
18/19 Contracted orthodontic activity (UOA)	0
Carry forward orthodontic activity (UOA)	0
Baseline contract value	£129,921.94

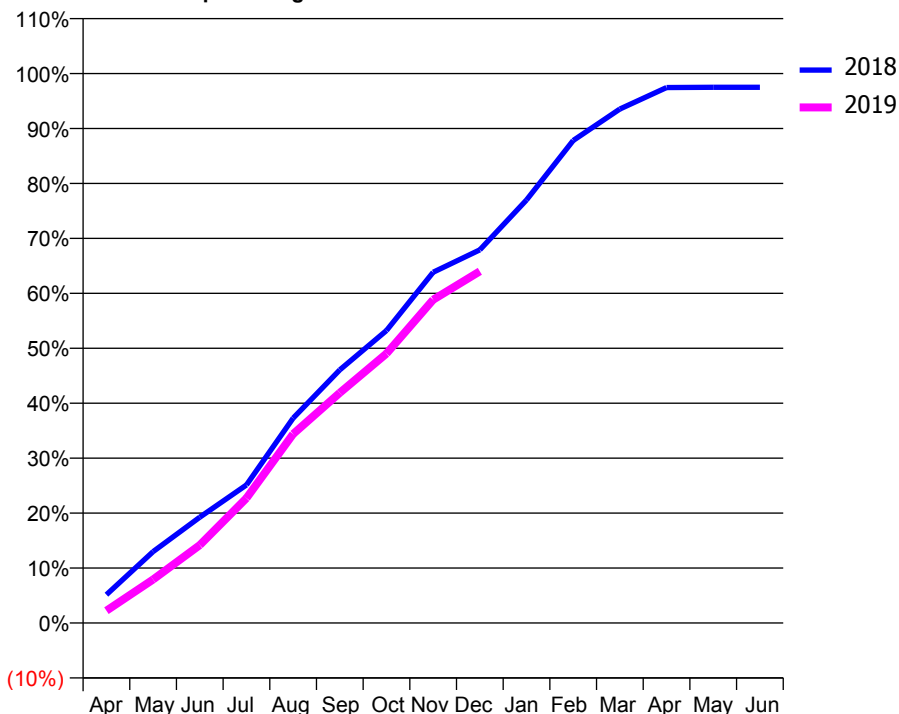
ACCESS*

Patients seen in 24 months	Total	Change since previous quarter
Quarter ending December 2017	2,265	
Quarter ending March 2018	2,278	→
Quarter ending June 2018	2,272	→
Quarter ending September 2018	2,279	→
Quarter ending December 2018	2,273	→
Variance since December 2017	0.4%	→



ACTIVITY

Cumulative percentage of contracted UDA delivered 2018 & 2019



Month	Adjusted Scheduled Activity (UDA)	
	2018	2019
April	242	106
May	611	372
June	905	667
July	1,181	1,068
August	1,752	1,616
September	2,166	1,969
October	2,502	2,305
November	3,001	2,765
December	3,192	3,008
January	3,618	
February	4,127	
March	4,397	
April	4,580	
May	4,582	
June	4,582	

QUALITY

	Quantity	Base Number	Contract	AT	Region	England
% of FP17s for the same patient ID Re-attending within 3 months - Children	158	2,153	7.3%	11.3%	11.3%	11.8%
% of FP17s for the same patient ID Re-attending within 3 months - Adults	29	381	7.6%	16.1%	15.3%	15.6%
% of FP17s for the same patient ID Re-attending between 3 & 9 months - Children	1,462	2,153	67.9%	55.6%	61.1%	58.8%
% of FP17s for the same patient ID Re-attending between 3 & 9 months - Adults	232	381	60.9%	48.8%	52.4%	51.0%
% of FP17s for Band 1 Urgent Courses	111	2,383	4.7%	10.0%	9.5%	9.0%
% of FP17s Relating to Free Repair or Replacements	3	2,383	0.1%	0.5%	0.7%	0.8%
% of FP17s Relating to Continuations	0	2,383	0.0%	0.7%	0.8%	0.9%
% of Patients satisfied with the dentistry they have received	0	0	N/A	92.6%	93.1%	93.2%
% of Patients satisfied with the time they had to wait for an appointment	0	0	N/A	87.4%	87.8%	88.3%

* This is based on patients treated on this contract for their most recent course of treatment. Figures in italics indicate the base number of FP17s or Patient Questionnaire responses are less than 100. N/A is shown where the base number of responses is less than 10 during the period. % is calculated as Quantity/Base number*100

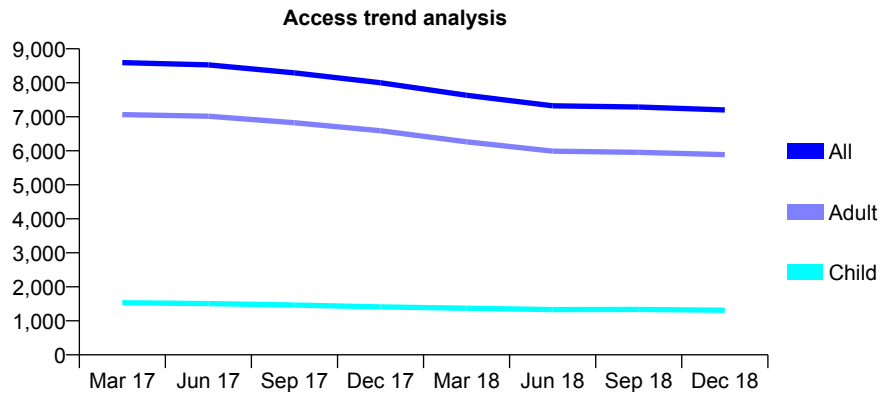
Q67 - Vital Signs At a Glance Contract Report for 183202/0002 - December 2018

Name or company name	Stanhope Road Dental Practice Partnership
Contract type name	GDS Contract
Purpose of contract	General
Contract start date	22/06/2015
Contract end date	

18/19 Contracted general activity (UDA)	28,000
Carry forward general activity (UDA)	0
18/19 Contracted orthodontic activity (UOA)	0
Carry forward orthodontic activity (UOA)	0
Baseline contract value	£716,091.34

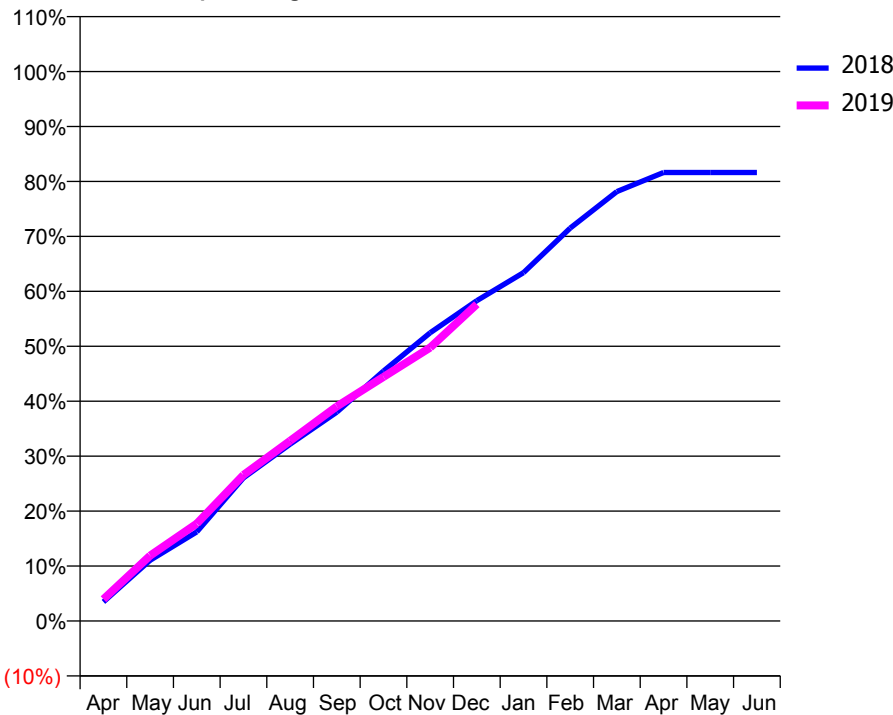
ACCESS*

Patients seen in 24 months	Total	Change since previous quarter
Quarter ending December 2017	8,000	
Quarter ending March 2018	7,635	↓
Quarter ending June 2018	7,325	↓
Quarter ending September 2018	7,289	→
Quarter ending December 2018	7,201	↓
Variance since December 2017	(10.0%)	↓



ACTIVITY

Cumulative percentage of contracted UDA delivered 2018 & 2019



Month	Adjusted Scheduled Activity (UDA)	
	2018	2019
April	972	1,112
May	3,094	3,331
June	4,539	4,965
July	7,293	7,446
August	9,011	9,184
September	10,642	10,935
October	12,734	12,438
November	14,687	13,930
December	16,324	16,143
January	17,753	
February	20,023	
March	21,885	
April	22,854	
May	22,852	
June	22,851	

QUALITY

	Quantity	Base Number	Contract	AT	Region	England
% of FP17s for the same patient ID Re-attending within 3 months - Children	68	1,515	4.5%	11.3%	11.3%	11.8%
% of FP17s for the same patient ID Re-attending within 3 months - Adults	721	7,072	10.2%	16.1%	15.3%	15.6%
% of FP17s for the same patient ID Re-attending between 3 & 9 months - Children	928	1,515	61.3%	55.6%	61.1%	58.8%
% of FP17s for the same patient ID Re-attending between 3 & 9 months - Adults	4,768	7,072	67.4%	48.8%	52.4%	51.0%
% of FP17s for Band 1 Urgent Courses	603	8,161	7.4%	10.0%	9.5%	9.0%
% of FP17s Relating to Free Repair or Replacements	24	8,161	0.3%	0.5%	0.7%	0.8%
% of FP17s Relating to Continuations	72	8,161	0.9%	0.7%	0.8%	0.9%
% of Patients satisfied with the dentistry they have received	5	5	N/A	92.6%	93.1%	93.2%
% of Patients satisfied with the time they had to wait for an appointment	3	5	N/A	87.4%	87.8%	88.3%

* This is based on patients treated on this contract for their most recent course of treatment. Figures in italics indicate the base number of FP17s or Patient Questionnaire responses are less than 100. N/A is shown where the base number of responses is less than 10 during the period. % is calculated as Quantity/Base number*100

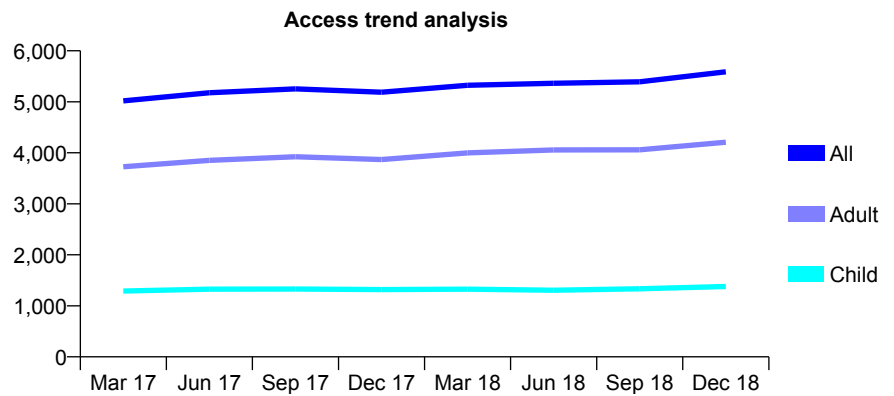
Q67 - Vital Signs At a Glance Contract Report for 183725/0001 - December 2018

Name or company name	Blackbull Road Dental Surgery
Contract type name	GDS Contract
Purpose of contract	General
Contract start date	14/01/2015
Contract end date	

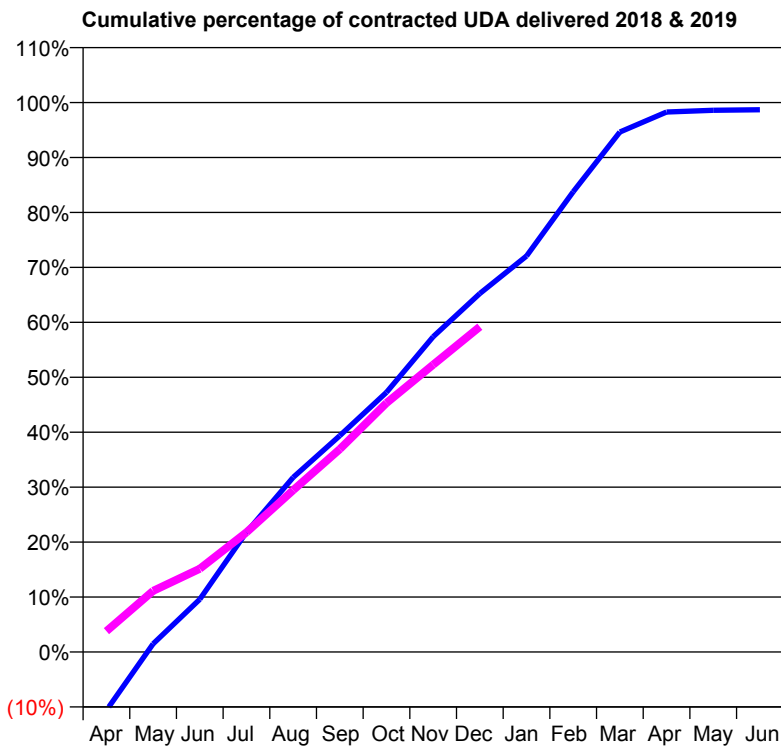
18/19 Contracted general activity (UDA)	21,020
Carry forward general activity (UDA)	239
18/19 Contracted orthodontic activity (UOA)	0
Carry forward orthodontic activity (UOA)	0
Baseline contract value	£511,227.33

ACCESS*

Patients seen in 24 months	Total	Change since previous quarter
Quarter ending December 2017	5,189	
Quarter ending March 2018	5,325	↑
Quarter ending June 2018	5,364	→
Quarter ending September 2018	5,392	→
Quarter ending December 2018	5,587	↑
Variance since December 2017	7.7%	↑



ACTIVITY



Month	Adjusted Scheduled Activity (UDA)	
	2018	2019
April	-1,922	797
May	268	2,338
June	1,729	3,183
July	3,928	4,579
August	5,724	6,191
September	7,094	7,760
October	8,515	9,525
November	10,341	10,988
December	11,755	12,442
January	12,984	
February	15,095	
March	17,052	
April	17,707	
May	17,764	
June	17,781	

QUALITY

	Quantity	Base Number	Contract	AT	Region	England
% of FP17s for the same patient ID Re-attending within 3 months - Children	99	1,150	8.6%	11.3%	11.3%	11.8%
% of FP17s for the same patient ID Re-attending within 3 months - Adults	467	3,249	14.4%	16.1%	15.3%	15.6%
% of FP17s for the same patient ID Re-attending between 3 & 9 months - Children	424	1,150	36.9%	55.6%	61.1%	58.8%
% of FP17s for the same patient ID Re-attending between 3 & 9 months - Adults	1,046	3,249	32.2%	48.8%	52.4%	51.0%
% of FP17s for Band 1 Urgent Courses	503	4,198	12.0%	10.0%	9.5%	9.0%
% of FP17s Relating to Free Repair or Replacements	25	4,198	0.6%	0.5%	0.7%	0.8%
% of FP17s Relating to Continuations	24	4,198	0.6%	0.7%	0.8%	0.9%
% of Patients satisfied with the dentistry they have received	5	6	N/A	92.6%	93.1%	93.2%
% of Patients satisfied with the time they had to wait for an appointment	5	6	N/A	87.4%	87.8%	88.3%

* This is based on patients treated on this contract for their most recent course of treatment. Figures in italics indicate the base number of FP17s or Patient Questionnaire responses are less than 100. N/A is shown where the base number of responses is less than 10 during the period. % is calculated as Quantity/Base number*100

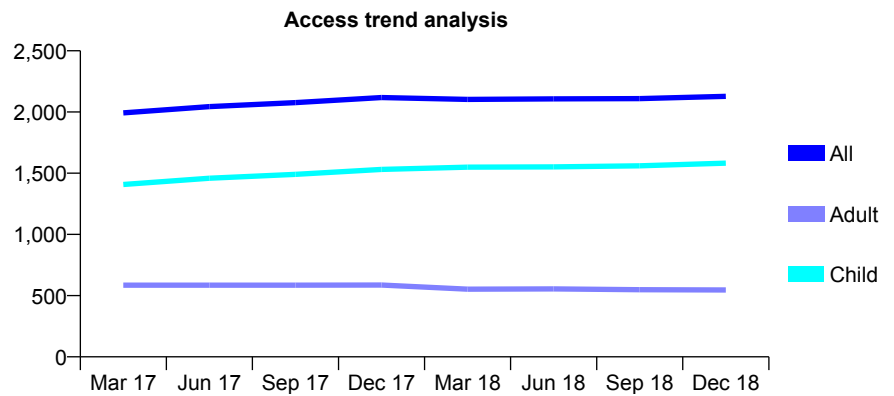
Q67 - Vital Signs At a Glance Contract Report for 186112/0001 - December 2018

Name or company name	Hoo Dental Care Ltd
Contract type name	GDS Contract
Purpose of contract	General
Contract start date	01/04/2011
Contract end date	

18/19 Contracted general activity (UDA)	5,487
Carry forward general activity (UDA)	124
18/19 Contracted orthodontic activity (UOA)	0
Carry forward orthodontic activity (UOA)	0
Baseline contract value	£147,401.58

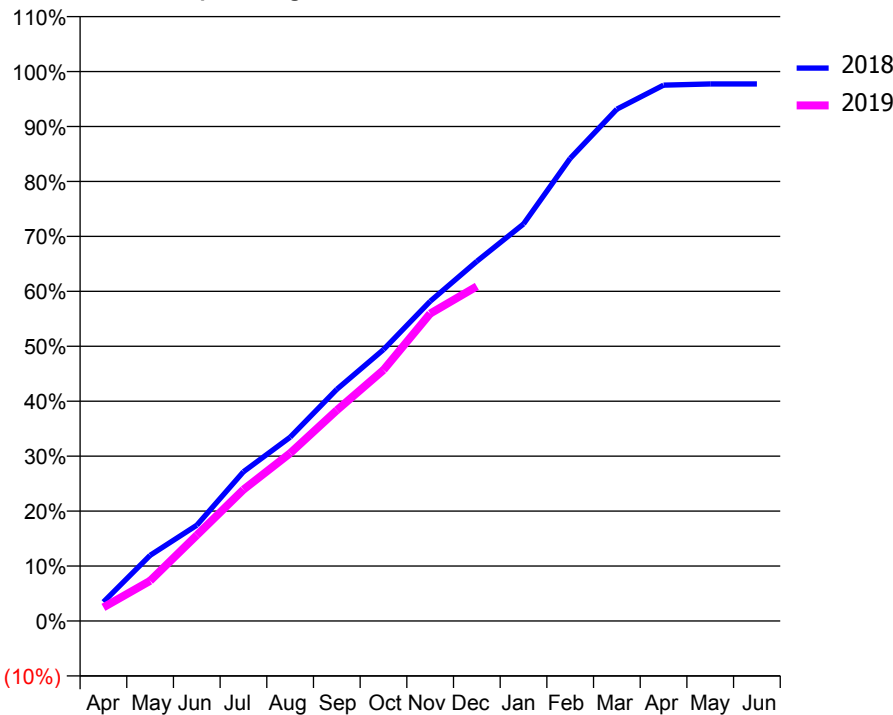
ACCESS*

Patients seen in 24 months	Total	Change since previous quarter
Quarter ending December 2017	2,118	
Quarter ending March 2018	2,103	→
Quarter ending June 2018	2,107	→
Quarter ending September 2018	2,110	→
Quarter ending December 2018	2,128	→
Variance since December 2017	0.5%	→



ACTIVITY

Cumulative percentage of contracted UDA delivered 2018 & 2019



Month	Adjusted Scheduled Activity (UDA)	
	2018	2019
April	190	136
May	656	402
June	956	856
July	1,490	1,312
August	1,835	1,675
September	2,314	2,105
October	2,710	2,506
November	3,193	3,069
December	3,592	3,342
January	3,965	
February	4,619	
March	5,111	
April	5,350	
May	5,362	
June	5,362	

QUALITY

	Quantity	Base Number	Contract	AT	Region	England
% of FP17s for the same patient ID Re-attending within 3 months - Children	170	1,793	9.5%	11.3%	11.3%	11.8%
% of FP17s for the same patient ID Re-attending within 3 months - Adults	50	378	13.2%	16.1%	15.3%	15.6%
% of FP17s for the same patient ID Re-attending between 3 & 9 months - Children	1,079	1,793	60.2%	55.6%	61.1%	58.8%
% of FP17s for the same patient ID Re-attending between 3 & 9 months - Adults	210	378	55.6%	48.8%	52.4%	51.0%
% of FP17s for Band 1 Urgent Courses	133	2,045	6.5%	10.0%	9.5%	9.0%
% of FP17s Relating to Free Repair or Replacements	3	2,045	0.1%	0.5%	0.7%	0.8%
% of FP17s Relating to Continuations	1	2,045	0.0%	0.7%	0.8%	0.9%
% of Patients satisfied with the dentistry they have received	1	1	N/A	92.6%	93.1%	93.2%
% of Patients satisfied with the time they had to wait for an appointment	1	1	N/A	87.4%	87.8%	88.3%

* This is based on patients treated on this contract for their most recent course of treatment. Figures in italics indicate the base number of FP17s or Patient Questionnaire responses are less than 100. N/A is shown where the base number of responses is less than 10 during the period. % is calculated as Quantity/Base number*100

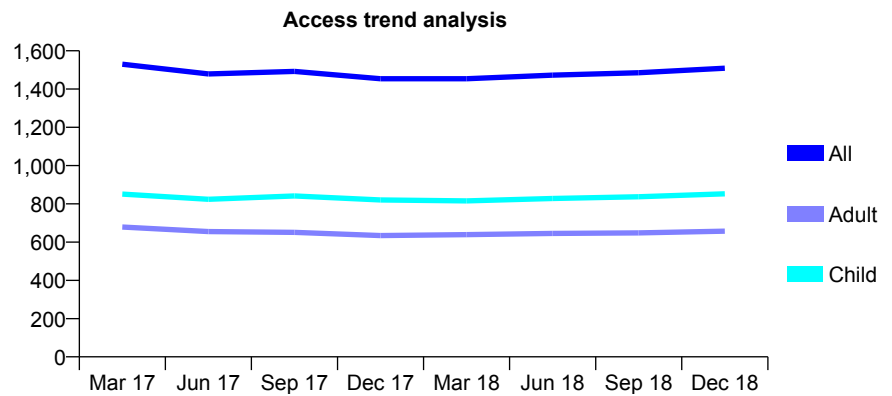
Q67 - Vital Signs At a Glance Contract Report for 192511/0001 - December 2018

Name or company name	Highstreet Medical Dental
Contract type name	GDS Contract
Purpose of contract	General
Contract start date	22/07/2012
Contract end date	

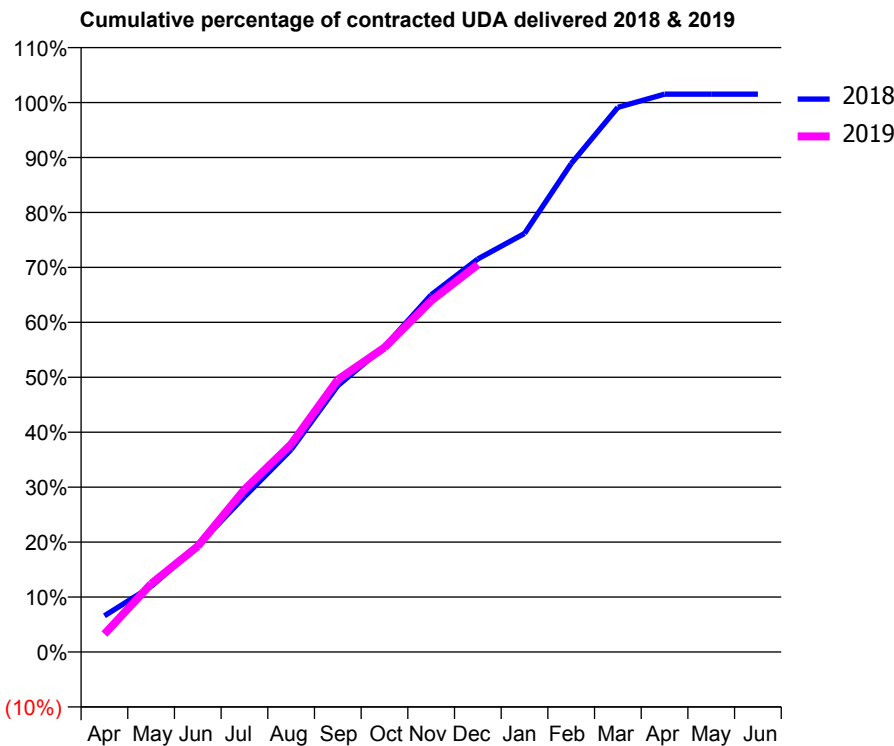
18/19 Contracted general activity (UDA)	5,107
Carry forward general activity (UDA)	0
18/19 Contracted orthodontic activity (UOA)	0
Carry forward orthodontic activity (UOA)	0
Baseline contract value	£129,824.51

ACCESS*

Patients seen in 24 months	Total	Change since previous quarter
Quarter ending December 2017	1,454	
Quarter ending March 2018	1,454	→
Quarter ending June 2018	1,473	→
Quarter ending September 2018	1,485	→
Quarter ending December 2018	1,509	→
Variance since December 2017	3.8%	↑



ACTIVITY



Month	Adjusted Scheduled Activity (UDA)	
	2018	2019
April	336	167
May	609	633
June	988	983
July	1,443	1,511
August	1,881	1,932
September	2,476	2,532
October	2,839	2,830
November	3,320	3,265
December	3,653	3,601
January	3,890	
February	4,539	
March	5,062	
April	5,184	
May	5,184	
June	5,184	

QUALITY

	Quantity	Base Number	Contract	AT	Region	England
% of FP17s for the same patient ID Re-attending within 3 months - Children	64	883	7.2%	11.3%	11.3%	11.8%
% of FP17s for the same patient ID Re-attending within 3 months - Adults	68	555	12.3%	16.1%	15.3%	15.6%
% of FP17s for the same patient ID Re-attending between 3 & 9 months - Children	456	883	51.6%	55.6%	61.1%	58.8%
% of FP17s for the same patient ID Re-attending between 3 & 9 months - Adults	266	555	47.9%	48.8%	52.4%	51.0%
% of FP17s for Band 1 Urgent Courses	96	1,177	8.2%	10.0%	9.5%	9.0%
% of FP17s Relating to Free Repair or Replacements	0	1,177	0.0%	0.5%	0.7%	0.8%
% of FP17s Relating to Continuations	0	1,177	0.0%	0.7%	0.8%	0.9%
% of Patients satisfied with the dentistry they have received	1	1	N/A	92.6%	93.1%	93.2%
% of Patients satisfied with the time they had to wait for an appointment	1	1	N/A	87.4%	87.8%	88.3%

* This is based on patients treated on this contract for their most recent course of treatment. Figures in italics indicate the base number of FP17s or Patient Questionnaire responses are less than 100. N/A is shown where the base number of responses is less than 10 during the period. % is calculated as Quantity/Base number*100

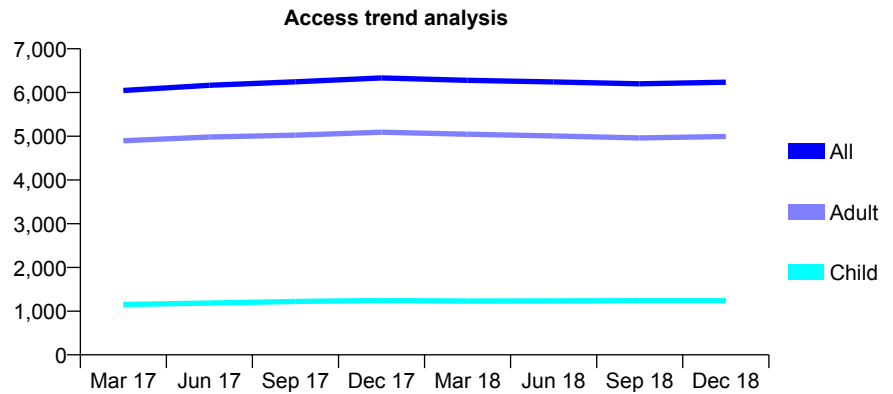
Q67 - Vital Signs At a Glance Contract Report for 193224/0001 - December 2018

Name or company name	Wyndcott Ltd
Contract type name	GDS Contract
Purpose of contract	General
Contract start date	01/04/2013
Contract end date	

18/19 Contracted general activity (UDA)	15,384
Carry forward general activity (UDA)	0
18/19 Contracted orthodontic activity (UOA)	0
Carry forward orthodontic activity (UOA)	0
Baseline contract value	£386,833.13

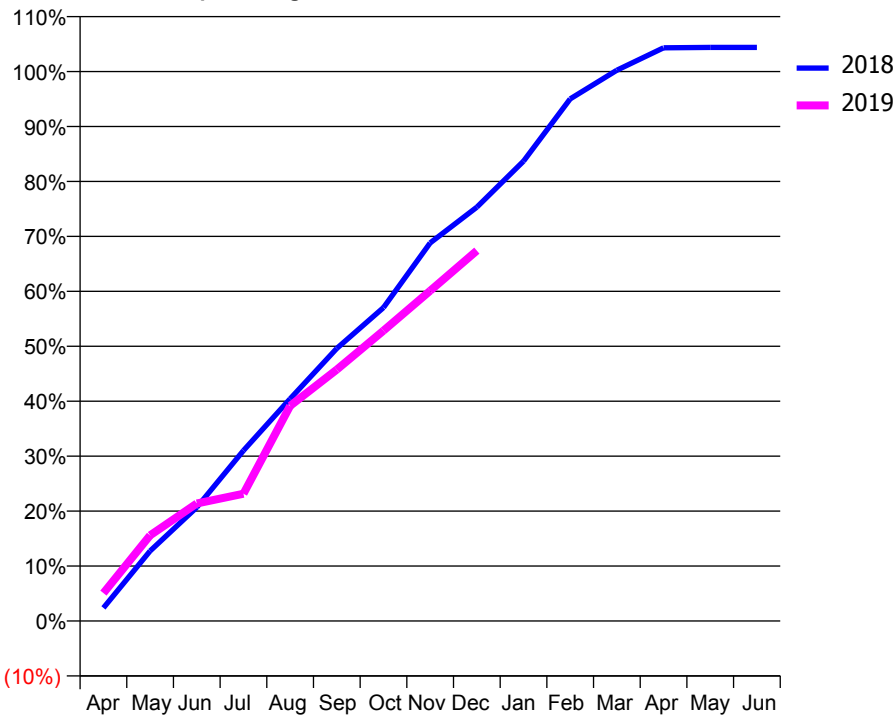
ACCESS*

Patients seen in 24 months	Total	Change since previous quarter
Quarter ending December 2017	6,335	
Quarter ending March 2018	6,278	→
Quarter ending June 2018	6,242	→
Quarter ending September 2018	6,199	→
Quarter ending December 2018	6,236	→
Variance since December 2017	(1.6%)	↓



ACTIVITY

Cumulative percentage of contracted UDA delivered 2018 & 2019



Month	Adjusted Scheduled Activity (UDA)	
	2018	2019
April	367	781
May	1,961	2,397
June	3,184	3,292
July	4,774	3,565
August	6,223	6,025
September	7,631	7,039
October	8,774	8,128
November	10,585	9,247
December	11,586	10,369
January	12,874	
February	14,619	
March	15,420	
April	16,048	
May	16,060	
June	16,059	

QUALITY

	Quantity	Base Number	Contract	AT	Region	England
% of FP17s for the same patient ID Re-attending within 3 months - Children	86	1,305	6.6%	11.3%	11.3%	11.8%
% of FP17s for the same patient ID Re-attending within 3 months - Adults	576	5,071	11.4%	16.1%	15.3%	15.6%
% of FP17s for the same patient ID Re-attending between 3 & 9 months - Children	751	1,305	57.5%	55.6%	61.1%	58.8%
% of FP17s for the same patient ID Re-attending between 3 & 9 months - Adults	2,941	5,071	58.0%	48.8%	52.4%	51.0%
% of FP17s for Band 1 Urgent Courses	562	5,446	10.3%	10.0%	9.5%	9.0%
% of FP17s Relating to Free Repair or Replacements	4	5,446	0.1%	0.5%	0.7%	0.8%
% of FP17s Relating to Continuations	8	5,446	0.1%	0.7%	0.8%	0.9%
% of Patients satisfied with the dentistry they have received	2	2	N/A	92.6%	93.1%	93.2%
% of Patients satisfied with the time they had to wait for an appointment	2	2	N/A	87.4%	87.8%	88.3%

* This is based on patients treated on this contract for their most recent course of treatment. Figures in italics indicate the base number of FP17s or Patient Questionnaire responses are less than 100. N/A is shown where the base number of responses is less than 10 during the period. % is calculated as Quantity/Base number*100

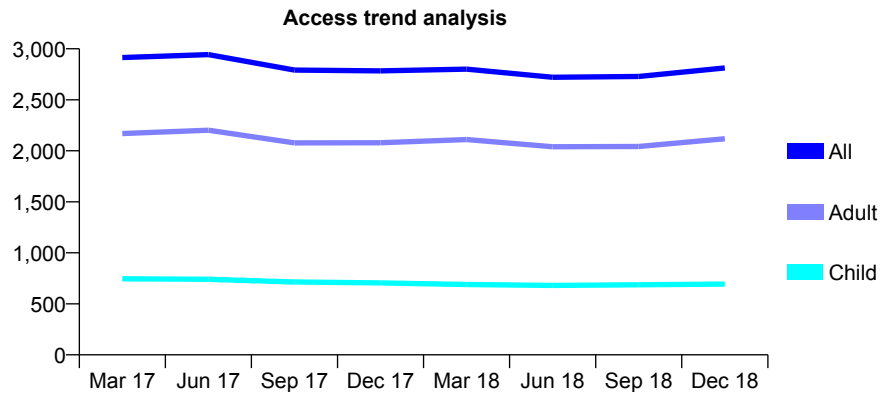
Q67 - Vital Signs At a Glance Contract Report for 195081/0001 - December 2018

Name or company name	Photay and Associates
Contract type name	GDS Contract
Purpose of contract	General
Contract start date	16/11/2013
Contract end date	

18/19 Contracted general activity (UDA)	8,016
Carry forward general activity (UDA)	315
18/19 Contracted orthodontic activity (UOA)	0
Carry forward orthodontic activity (UOA)	0
Baseline contract value	£233,492.34

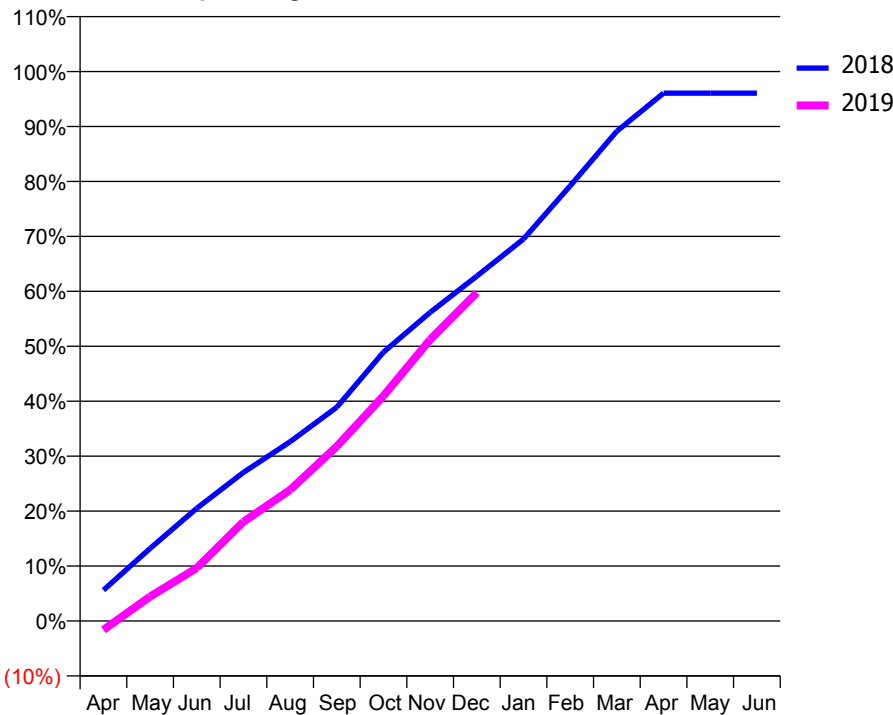
ACCESS*

Patients seen in 24 months	Total	Change since previous quarter
Quarter ending December 2017	2,784	
Quarter ending March 2018	2,800	→
Quarter ending June 2018	2,721	↓
Quarter ending September 2018	2,729	→
Quarter ending December 2018	2,812	↑
Variance since December 2017	1.0%	→



ACTIVITY

Cumulative percentage of contracted UDA delivered 2018 & 2019



Month	Adjusted Scheduled Activity (UDA)	
	2018	2019
April	450	-132
May	1,060	357
June	1,644	773
July	2,167	1,448
August	2,614	1,912
September	3,119	2,547
October	3,922	3,284
November	4,503	4,105
December	5,032	4,789
January	5,571	
February	6,348	
March	7,147	
April	7,700	
May	7,700	
June	7,700	

QUALITY

	Quantity	Base Number	Contract	AT	Region	England
% of FP17s for the same patient ID Re-attending within 3 months - Children	45	543	8.3%	11.3%	11.3%	11.8%
% of FP17s for the same patient ID Re-attending within 3 months - Adults	215	1,511	14.2%	16.1%	15.3%	15.6%
% of FP17s for the same patient ID Re-attending between 3 & 9 months - Children	148	543	27.3%	55.6%	61.1%	58.8%
% of FP17s for the same patient ID Re-attending between 3 & 9 months - Adults	360	1,511	23.8%	48.8%	52.4%	51.0%
% of FP17s for Band 1 Urgent Courses	366	1,894	19.3%	10.0%	9.5%	9.0%
% of FP17s Relating to Free Repair or Replacements	1	1,894	0.1%	0.5%	0.7%	0.8%
% of FP17s Relating to Continuations	23	1,894	1.2%	0.7%	0.8%	0.9%
% of Patients satisfied with the dentistry they have received	0	0	N/A	92.6%	93.1%	93.2%
% of Patients satisfied with the time they had to wait for an appointment	0	0	N/A	87.4%	87.8%	88.3%

* This is based on patients treated on this contract for their most recent course of treatment. Figures in italics indicate the base number of FP17s or Patient Questionnaire responses are less than 100. N/A is shown where the base number of responses is less than 10 during the period. % is calculated as Quantity/Base number*100

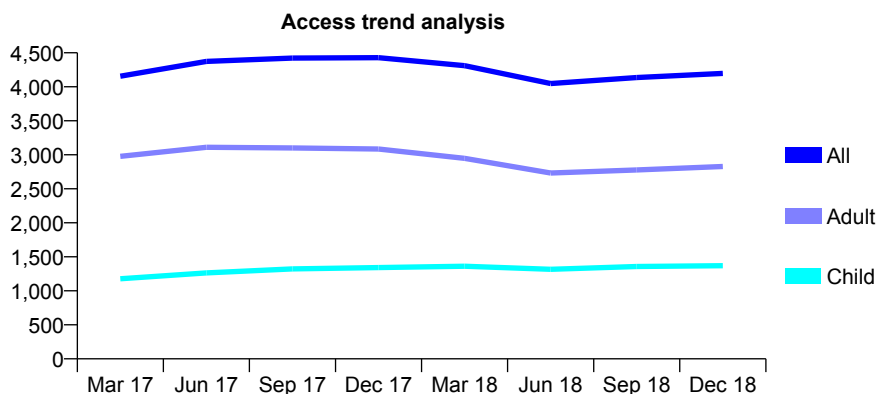
Q67 - Vital Signs At a Glance Contract Report for 195081/0002 - December 2018

Name or company name	Photay and Associates
Contract type name	GDS Contract
Purpose of contract	General
Contract start date	16/11/2013
Contract end date	

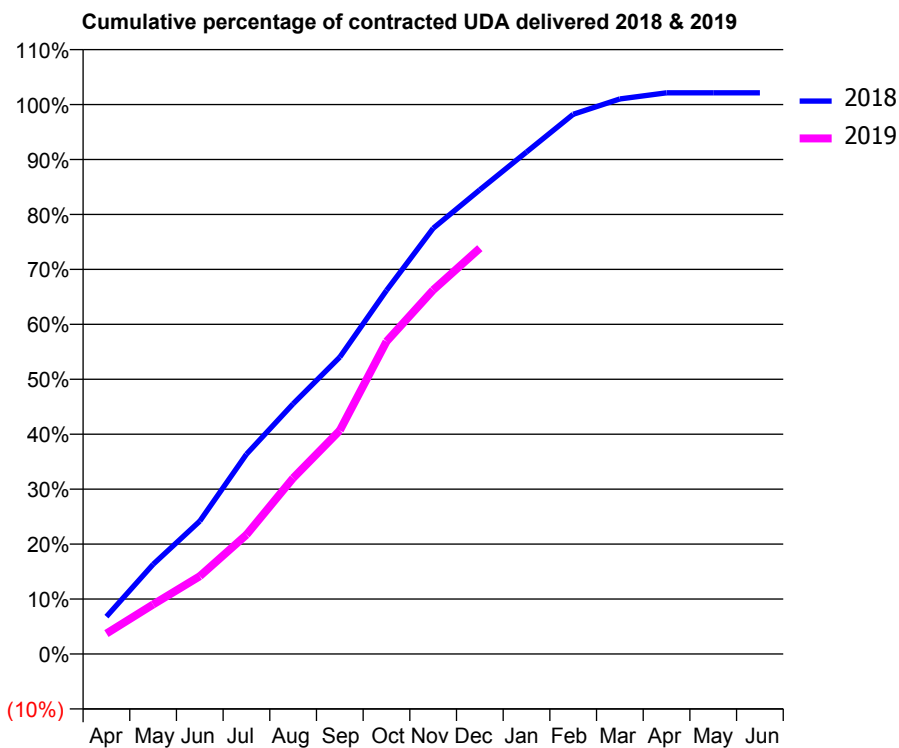
18/19 Contracted general activity (UDA)	10,027
Carry forward general activity (UDA)	0
18/19 Contracted orthodontic activity (UOA)	0
Carry forward orthodontic activity (UOA)	0
Baseline contract value	£286,794.80

ACCESS*

Patients seen in 24 months	Total	Change since previous quarter
Quarter ending December 2017	4,429	
Quarter ending March 2018	4,310	↓
Quarter ending June 2018	4,049	↓
Quarter ending September 2018	4,136	↑
Quarter ending December 2018	4,198	→
Variance since December 2017	(5.2%)	↓



ACTIVITY



Month	Adjusted Scheduled Activity (UDA)	
	2018	2019
April	683	373
May	1,635	904
June	2,425	1,419
July	3,647	2,177
August	4,565	3,211
September	5,418	4,078
October	6,635	5,703
November	7,768	6,641
December	8,471	7,404
January	9,161	
February	9,848	
March	10,128	
April	10,240	
May	10,240	
June	10,240	

QUALITY

	Quantity	Base Number	Contract	AT	Region	England
% of FP17s for the same patient ID Re-attending within 3 months - Children	59	1,123	5.3%	11.3%	11.3%	11.8%
% of FP17s for the same patient ID Re-attending within 3 months - Adults	223	1,884	11.8%	16.1%	15.3%	15.6%
% of FP17s for the same patient ID Re-attending between 3 & 9 months - Children	389	1,123	34.6%	55.6%	61.1%	58.8%
% of FP17s for the same patient ID Re-attending between 3 & 9 months - Adults	496	1,884	26.3%	48.8%	52.4%	51.0%
% of FP17s for Band 1 Urgent Courses	284	2,938	9.7%	10.0%	9.5%	9.0%
% of FP17s Relating to Free Repair or Replacements	11	2,938	0.4%	0.5%	0.7%	0.8%
% of FP17s Relating to Continuations	31	2,938	1.1%	0.7%	0.8%	0.9%
% of Patients satisfied with the dentistry they have received	1	2	N/A	92.6%	93.1%	93.2%
% of Patients satisfied with the time they had to wait for an appointment	2	2	N/A	87.4%	87.8%	88.3%

* This is based on patients treated on this contract for their most recent course of treatment. Figures in italics indicate the base number of FP17s or Patient Questionnaire responses are less than 100. N/A is shown where the base number of responses is less than 10 during the period. % is calculated as Quantity/Base number*100

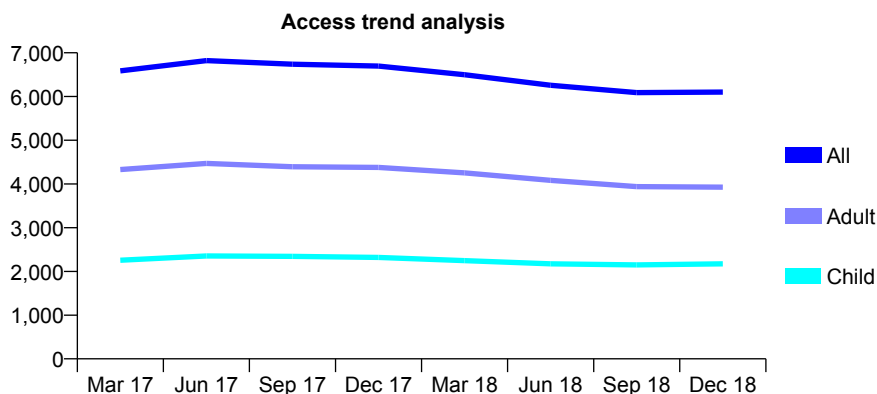
Q67 - Vital Signs At a Glance Contract Report for 195081/0003 - December 2018

Name or company name	Photay and Associates
Contract type name	GDS Contract
Purpose of contract	General
Contract start date	16/11/2013
Contract end date	

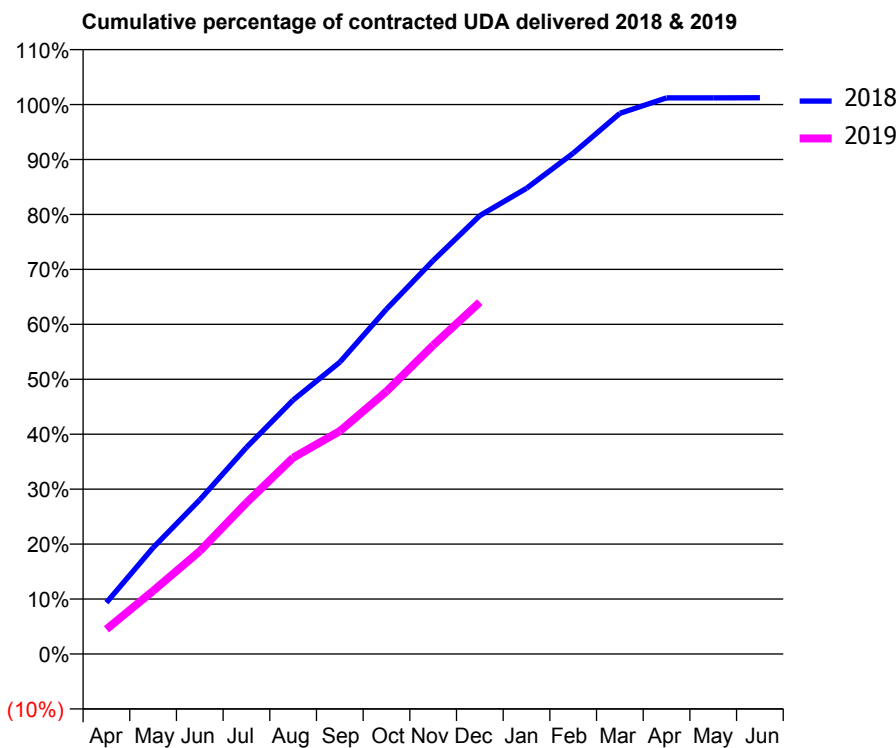
18/19 Contracted general activity (UDA)	16,891
Carry forward general activity (UDA)	0
18/19 Contracted orthodontic activity (UOA)	0
Carry forward orthodontic activity (UOA)	0
Baseline contract value	£424,717.06

ACCESS*

Patients seen in 24 months	Total	Change since previous quarter
Quarter ending December 2017	6,697	
Quarter ending March 2018	6,497	↓
Quarter ending June 2018	6,256	↓
Quarter ending September 2018	6,090	↓
Quarter ending December 2018	6,101	→
Variance since December 2017	(8.9%)	↓



ACTIVITY



Month	Adjusted Scheduled Activity (UDA)	
	2018	2019
April	1,579	760
May	3,270	1,939
June	4,740	3,162
July	6,352	4,651
August	7,808	6,037
September	8,972	6,851
October	10,603	8,074
November	12,094	9,490
December	13,476	10,817
January	14,316	
February	15,392	
March	16,617	
April	17,095	
May	17,096	
June	17,098	

QUALITY

	Quantity	Base Number	Contract	AT	Region	England
% of FP17s for the same patient ID Re-attending within 3 months - Children	142	2,154	6.6%	11.3%	11.3%	11.8%
% of FP17s for the same patient ID Re-attending within 3 months - Adults	375	3,434	10.9%	16.1%	15.3%	15.6%
% of FP17s for the same patient ID Re-attending between 3 & 9 months - Children	1,161	2,154	53.9%	55.6%	61.1%	58.8%
% of FP17s for the same patient ID Re-attending between 3 & 9 months - Adults	1,617	3,434	47.1%	48.8%	52.4%	51.0%
% of FP17s for Band 1 Urgent Courses	373	5,389	6.9%	10.0%	9.5%	9.0%
% of FP17s Relating to Free Repair or Replacements	28	5,389	0.5%	0.5%	0.7%	0.8%
% of FP17s Relating to Continuations	49	5,389	0.9%	0.7%	0.8%	0.9%
% of Patients satisfied with the dentistry they have received	2	2	N/A	92.6%	93.1%	93.2%
% of Patients satisfied with the time they had to wait for an appointment	2	2	N/A	87.4%	87.8%	88.3%

* This is based on patients treated on this contract for their most recent course of treatment. Figures in italics indicate the base number of FP17s or Patient Questionnaire responses are less than 100. N/A is shown where the base number of responses is less than 10 during the period. % is calculated as Quantity/Base number*100

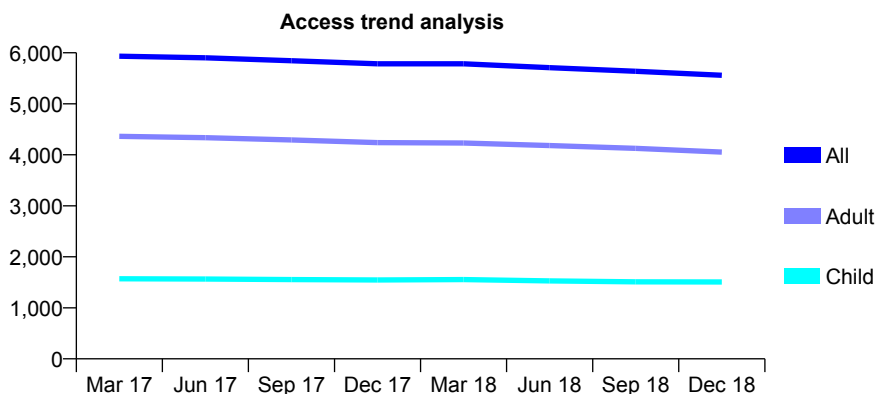
Q67 - Vital Signs At a Glance Contract Report for 196770/0001 - December 2018

Name or company name	Simply Bright
Contract type name	GDS Contract
Purpose of contract	General
Contract start date	01/06/2011
Contract end date	

18/19 Contracted general activity (UDA)	14,148
Carry forward general activity (UDA)	432
18/19 Contracted orthodontic activity (UOA)	0
Carry forward orthodontic activity (UOA)	0
Baseline contract value	£382,865.92

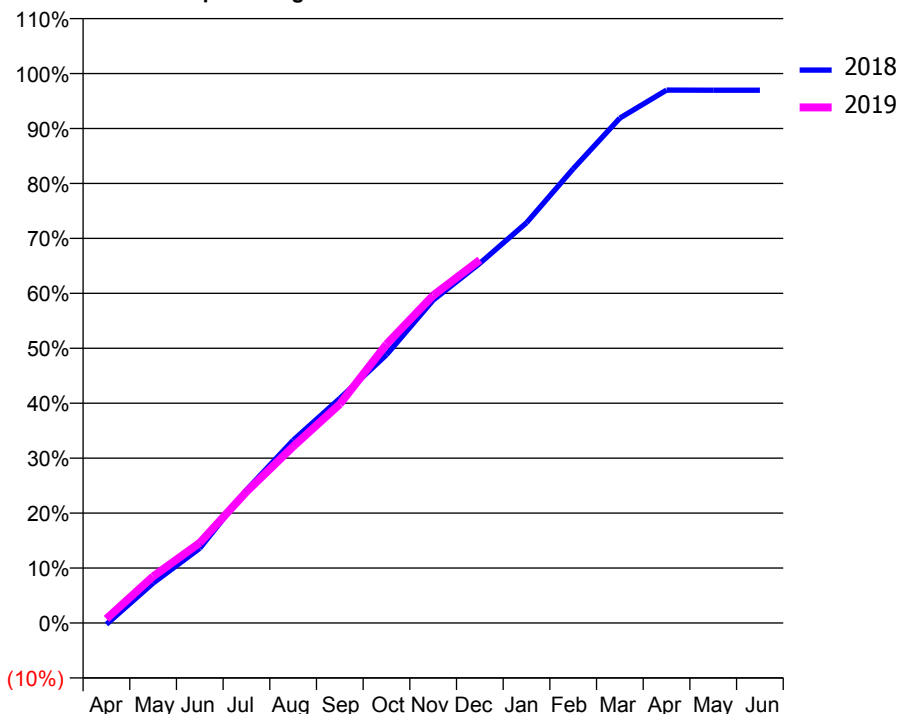
ACCESS*

Patients seen in 24 months	Total	Change since previous quarter
Quarter ending December 2017	5,785	
Quarter ending March 2018	5,785	→
Quarter ending June 2018	5,708	↓
Quarter ending September 2018	5,638	↓
Quarter ending December 2018	5,559	↓
Variance since December 2017	(3.9%)	↓



ACTIVITY

Cumulative percentage of contracted UDA delivered 2018 & 2019



Month	Adjusted Scheduled Activity (UDA)	
	2018	2019
April	-37	108
May	1,028	1,201
June	1,924	2,066
July	3,426	3,379
August	4,704	4,544
September	5,782	5,637
October	6,906	7,177
November	8,315	8,434
December	9,260	9,348
January	10,303	
February	11,694	
March	13,000	
April	13,720	
May	13,716	
June	13,716	

QUALITY

	Quantity	Base Number	Contract	AT	Region	England
% of FP17s for the same patient ID Re-attending within 3 months - Children	129	1,899	6.8%	11.3%	11.3%	11.8%
% of FP17s for the same patient ID Re-attending within 3 months - Adults	469	4,147	11.3%	16.1%	15.3%	15.6%
% of FP17s for the same patient ID Re-attending between 3 & 9 months - Children	1,260	1,899	66.4%	55.6%	61.1%	58.8%
% of FP17s for the same patient ID Re-attending between 3 & 9 months - Adults	2,330	4,147	56.2%	48.8%	52.4%	51.0%
% of FP17s for Band 1 Urgent Courses	336	5,345	6.3%	10.0%	9.5%	9.0%
% of FP17s Relating to Free Repair or Replacements	37	5,345	0.7%	0.5%	0.7%	0.8%
% of FP17s Relating to Continuations	31	5,345	0.6%	0.7%	0.8%	0.9%
% of Patients satisfied with the dentistry they have received	1	2	N/A	92.6%	93.1%	93.2%
% of Patients satisfied with the time they had to wait for an appointment	1	2	N/A	87.4%	87.8%	88.3%

* This is based on patients treated on this contract for their most recent course of treatment. Figures in italics indicate the base number of FP17s or Patient Questionnaire responses are less than 100. N/A is shown where the base number of responses is less than 10 during the period. % is calculated as Quantity/Base number*100

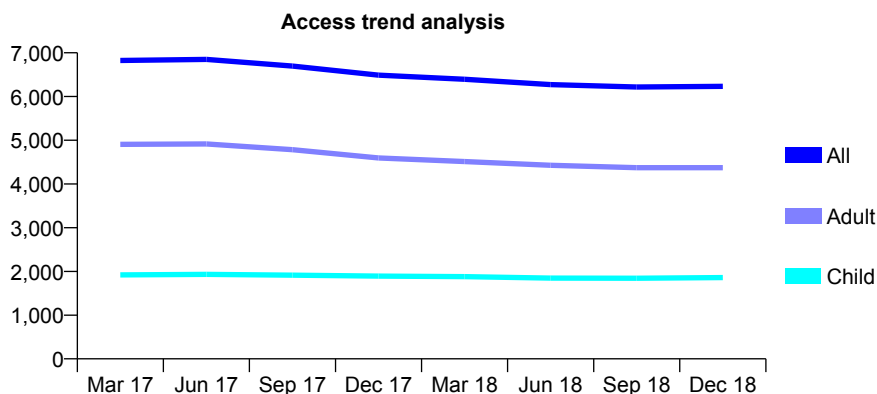
Q67 - Vital Signs At a Glance Contract Report for 196770/0002 - December 2018

Name or company name	Simply Bright
Contract type name	GDS Contract
Purpose of contract	General
Contract start date	01/06/2011
Contract end date	

18/19 Contracted general activity (UDA)	18,000
Carry forward general activity (UDA)	269
18/19 Contracted orthodontic activity (UOA)	0
Carry forward orthodontic activity (UOA)	0
Baseline contract value	£485,999.49

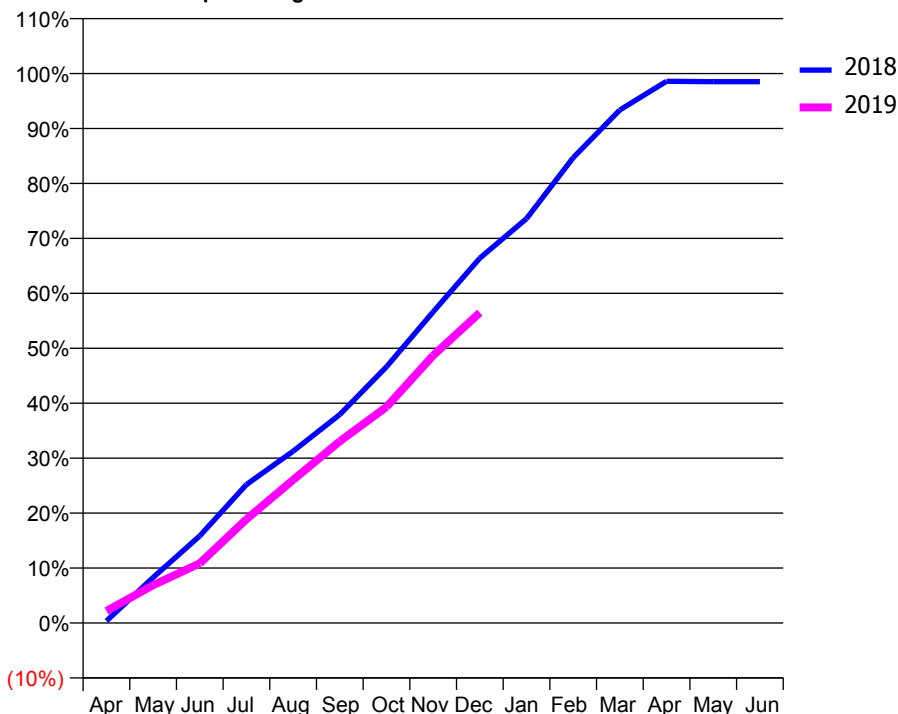
ACCESS*

Patients seen in 24 months	Total	Change since previous quarter
Quarter ending December 2017	6,488	
Quarter ending March 2018	6,394	↓
Quarter ending June 2018	6,274	↓
Quarter ending September 2018	6,217	→
Quarter ending December 2018	6,232	→
Variance since December 2017	(3.9%)	↓



ACTIVITY

Cumulative percentage of contracted UDA delivered 2018 & 2019



Month	Adjusted Scheduled Activity (UDA)	
	2018	2019
April	69	396
May	1,492	1,238
June	2,853	1,956
July	4,535	3,401
August	5,628	4,691
September	6,828	5,950
October	8,394	7,080
November	10,193	8,765
December	11,954	10,166
January	13,246	
February	15,242	
March	16,808	
April	17,744	
May	17,730	
June	17,730	

QUALITY

	Quantity	Base Number	Contract	AT	Region	England
% of FP17s for the same patient ID Re-attending within 3 months - Children	71	1,610	4.4%	11.3%	11.3%	11.8%
% of FP17s for the same patient ID Re-attending within 3 months - Adults	549	3,873	14.2%	16.1%	15.3%	15.6%
% of FP17s for the same patient ID Re-attending between 3 & 9 months - Children	681	1,610	42.3%	55.6%	61.1%	58.8%
% of FP17s for the same patient ID Re-attending between 3 & 9 months - Adults	1,647	3,873	42.5%	48.8%	52.4%	51.0%
% of FP17s for Band 1 Urgent Courses	488	5,172	9.4%	10.0%	9.5%	9.0%
% of FP17s Relating to Free Repair or Replacements	46	5,172	0.9%	0.5%	0.7%	0.8%
% of FP17s Relating to Continuations	59	5,172	1.1%	0.7%	0.8%	0.9%
% of Patients satisfied with the dentistry they have received	0	0	N/A	92.6%	93.1%	93.2%
% of Patients satisfied with the time they had to wait for an appointment	0	0	N/A	87.4%	87.8%	88.3%

* This is based on patients treated on this contract for their most recent course of treatment. Figures in italics indicate the base number of FP17s or Patient Questionnaire responses are less than 100. N/A is shown where the base number of responses is less than 10 during the period. % is calculated as Quantity/Base number*100

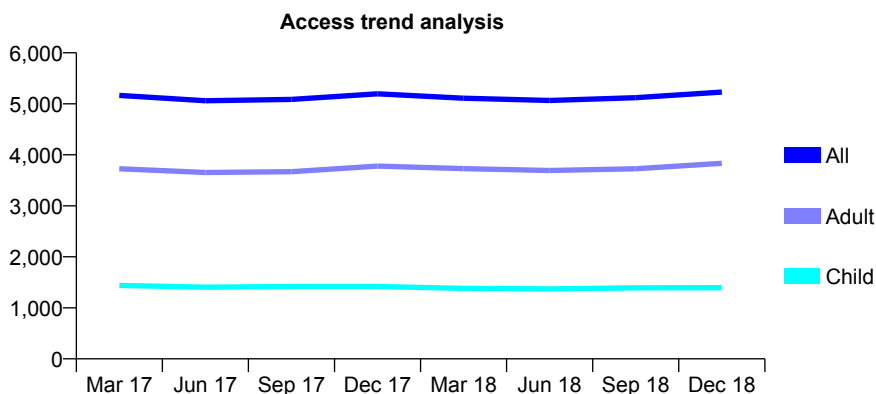
Q67 - Vital Signs At a Glance Contract Report for 196940/0001 - December 2018

Name or company name	Mazdak Eyrumlu and Azad Eyrumlu
Contract type name	GDS Contract
Purpose of contract	General
Contract start date	01/04/2013
Contract end date	

18/19 Contracted general activity (UDA)	19,344
Carry forward general activity (UDA)	0
18/19 Contracted orthodontic activity (UOA)	0
Carry forward orthodontic activity (UOA)	0
Baseline contract value	£574,919.65

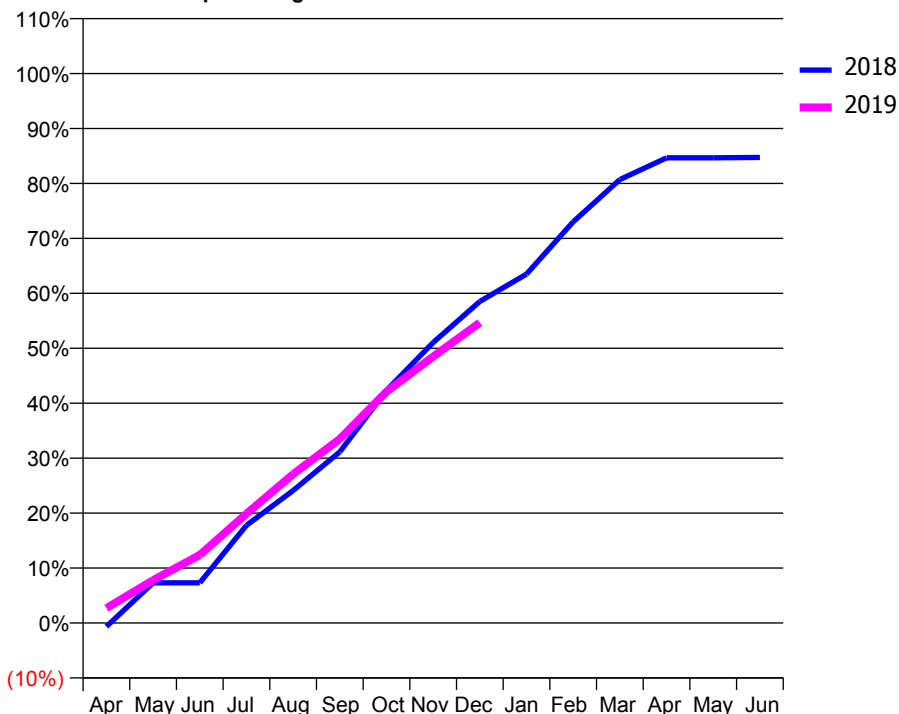
ACCESS*

Patients seen in 24 months	Total	Change since previous quarter
Quarter ending December 2017	5,196	
Quarter ending March 2018	5,111	↓
Quarter ending June 2018	5,066	→
Quarter ending September 2018	5,119	→
Quarter ending December 2018	5,229	↑
Variance since December 2017	0.6%	→



ACTIVITY

Cumulative percentage of contracted UDA delivered 2018 & 2019



Month	Adjusted Scheduled Activity (UDA)	
	2018	2019
April	-117	523
May	1,270	1,508
June	1,270	2,396
July	3,082	3,845
August	4,180	5,241
September	5,402	6,480
October	7,341	8,141
November	8,852	9,383
December	10,150	10,575
January	11,014	
February	12,661	
March	13,998	
April	14,682	
May	14,683	
June	14,695	

QUALITY

	Quantity	Base Number	Contract	AT	Region	England
% of FP17s for the same patient ID Re-attending within 3 months - Children	85	1,227	6.9%	11.3%	11.3%	11.8%
% of FP17s for the same patient ID Re-attending within 3 months - Adults	491	3,360	14.6%	16.1%	15.3%	15.6%
% of FP17s for the same patient ID Re-attending between 3 & 9 months - Children	498	1,227	40.6%	55.6%	61.1%	58.8%
% of FP17s for the same patient ID Re-attending between 3 & 9 months - Adults	1,239	3,360	36.9%	48.8%	52.4%	51.0%
% of FP17s for Band 1 Urgent Courses	577	4,347	13.3%	10.0%	9.5%	9.0%
% of FP17s Relating to Free Repair or Replacements	24	4,347	0.6%	0.5%	0.7%	0.8%
% of FP17s Relating to Continuations	38	4,347	0.9%	0.7%	0.8%	0.9%
% of Patients satisfied with the dentistry they have received	1	1	N/A	92.6%	93.1%	93.2%
% of Patients satisfied with the time they had to wait for an appointment	1	1	N/A	87.4%	87.8%	88.3%

* This is based on patients treated on this contract for their most recent course of treatment. Figures in italics indicate the base number of FP17s or Patient Questionnaire responses are less than 100. N/A is shown where the base number of responses is less than 10 during the period. % is calculated as Quantity/Base number*100

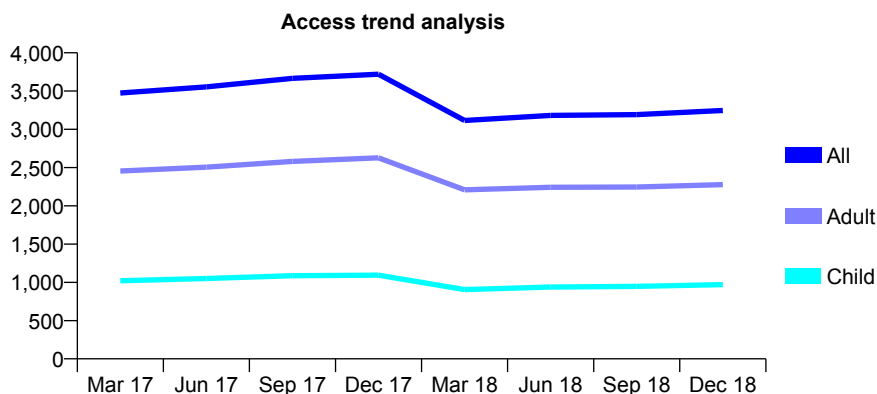
Q67 - Vital Signs At a Glance Contract Report for 196940/0002 - December 2018

Name or company name	Mazdak Eyrumlu and Azad Eyrumlu
Contract type name	GDS Contract
Purpose of contract	General
Contract start date	14/02/2014
Contract end date	

18/19 Contracted general activity (UDA)	10,620
Carry forward general activity (UDA)	0
18/19 Contracted orthodontic activity (UOA)	0
Carry forward orthodontic activity (UOA)	0
Baseline contract value	£307,385.70

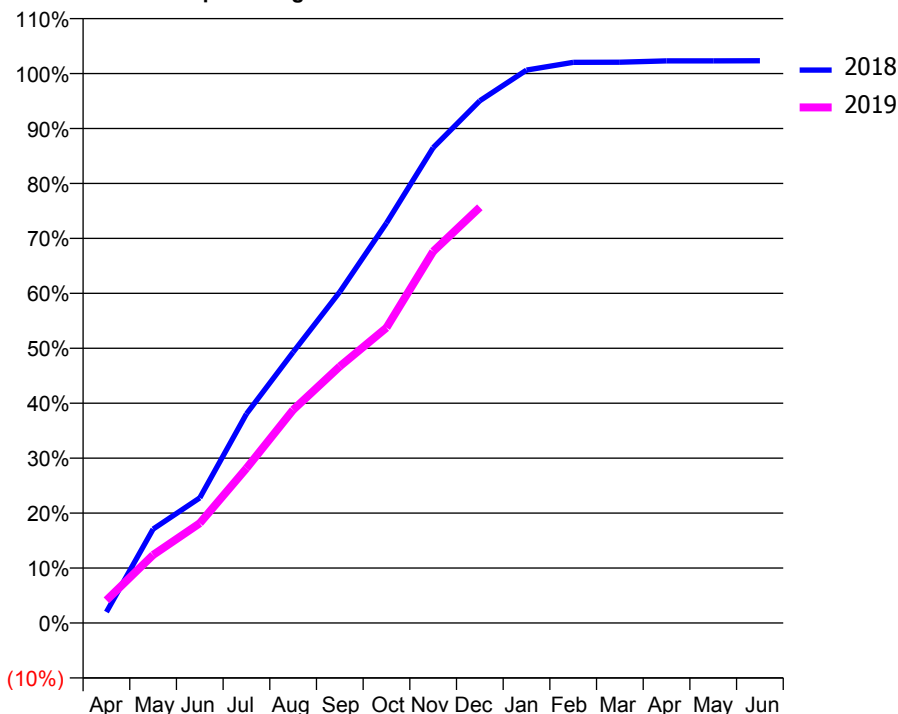
ACCESS*

Patients seen in 24 months	Total	Change since previous quarter
Quarter ending December 2017	3,721	
Quarter ending March 2018	3,116	↓
Quarter ending June 2018	3,181	↑
Quarter ending September 2018	3,192	→
Quarter ending December 2018	3,247	→
Variance since December 2017	(12.7%)	↓



ACTIVITY

Cumulative percentage of contracted UDA delivered 2018 & 2019



Adjusted Scheduled Activity (UDA)		
Month	2018	2019
April	213	439
May	1,814	1,315
June	2,418	1,929
July	4,041	2,990
August	5,236	4,120
September	6,402	4,959
October	7,729	5,707
November	9,186	7,182
December	10,093	8,033
January	10,686	
February	10,836	
March	10,838	
April	10,863	
May	10,863	
June	10,867	

QUALITY

	Quantity	Base Number	Contract	AT	Region	England
% of FP17s for the same patient ID Re-attending within 3 months - Children	57	862	6.6%	11.3%	11.3%	11.8%
% of FP17s for the same patient ID Re-attending within 3 months - Adults	303	1,849	16.4%	16.1%	15.3%	15.6%
% of FP17s for the same patient ID Re-attending between 3 & 9 months - Children	237	862	27.5%	55.6%	61.1%	58.8%
% of FP17s for the same patient ID Re-attending between 3 & 9 months - Adults	391	1,849	21.1%	48.8%	52.4%	51.0%
% of FP17s for Band 1 Urgent Courses	402	2,702	14.9%	10.0%	9.5%	9.0%
% of FP17s Relating to Free Repair or Replacements	3	2,702	0.1%	0.5%	0.7%	0.8%
% of FP17s Relating to Continuations	51	2,702	1.9%	0.7%	0.8%	0.9%
% of Patients satisfied with the dentistry they have received	1	1	N/A	92.6%	93.1%	93.2%
% of Patients satisfied with the time they had to wait for an appointment	1	1	N/A	87.4%	87.8%	88.3%

* This is based on patients treated on this contract for their most recent course of treatment. Figures in italics indicate the base number of FP17s or Patient Questionnaire responses are less than 100. N/A is shown where the base number of responses is less than 10 during the period. % is calculated as Quantity/Base number*100

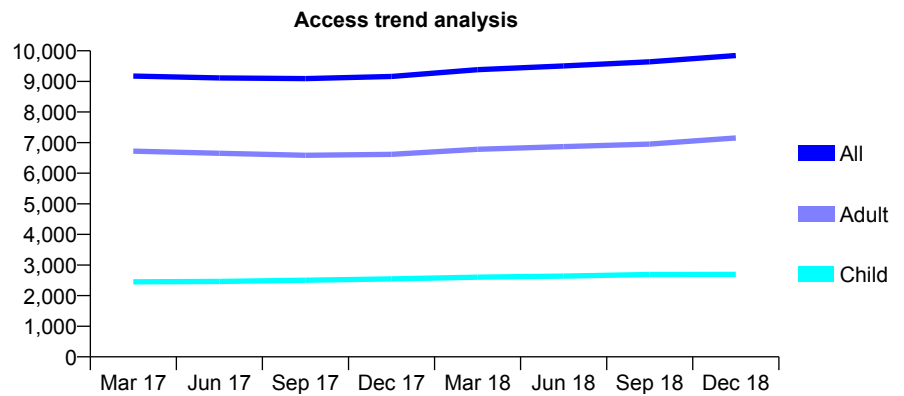
Q67 - Vital Signs At a Glance Contract Report for 199907/0001 - December 2018

Name or company name	Maidstone Dental Care Ltd
Contract type name	GDS Contract
Purpose of contract	General
Contract start date	01/06/2008
Contract end date	

18/19 Contracted general activity (UDA)	25,840
Carry forward general activity (UDA)	0
18/19 Contracted orthodontic activity (UOA)	0
Carry forward orthodontic activity (UOA)	0
Baseline contract value	£649,735.91

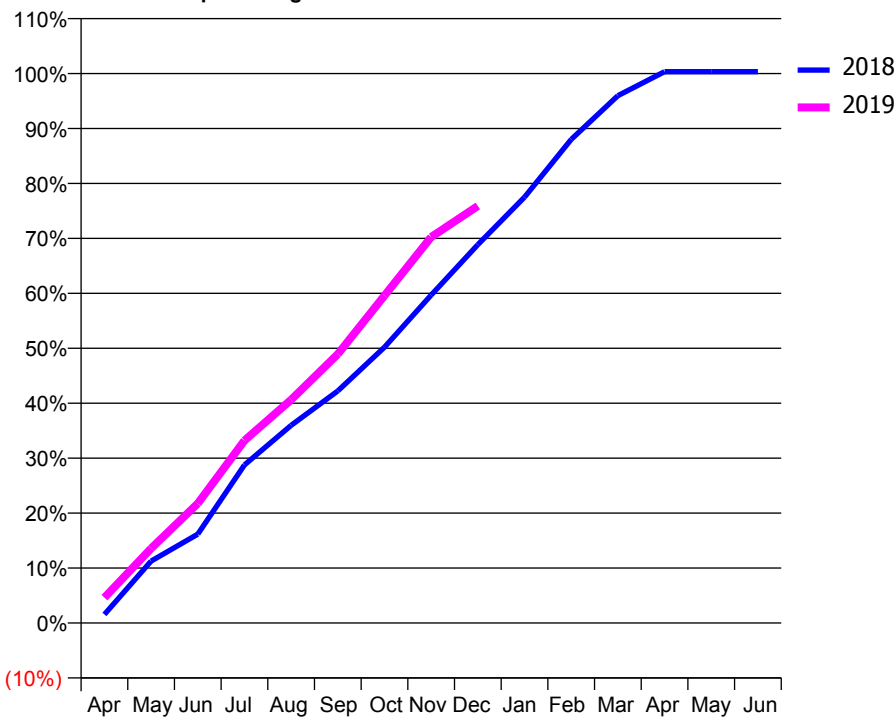
ACCESS*

Patients seen in 24 months	Total	Change since previous quarter
Quarter ending December 2017	9,163	
Quarter ending March 2018	9,385	↑
Quarter ending June 2018	9,505	→
Quarter ending September 2018	9,642	→
Quarter ending December 2018	9,847	↑
Variance since December 2017	7.5%	↑



ACTIVITY

Cumulative percentage of contracted UDA delivered 2018 & 2019



Month	Adjusted Scheduled Activity (UDA)	
	2018	2019
April	403	1,196
May	2,916	3,507
June	4,182	5,621
July	7,434	8,579
August	9,295	10,497
September	10,912	12,646
October	12,969	15,400
November	15,424	18,147
December	17,795	19,612
January	20,024	
February	22,739	
March	24,795	
April	25,923	
May	25,924	
June	25,924	

QUALITY

	Quantity	Base Number	Contract	AT	Region	England
% of FP17s for the same patient ID Re-attending within 3 months - Children	175	2,977	5.9%	11.3%	11.3%	11.8%
% of FP17s for the same patient ID Re-attending within 3 months - Adults	1,101	7,988	13.8%	16.1%	15.3%	15.6%
% of FP17s for the same patient ID Re-attending between 3 & 9 months - Children	1,800	2,977	60.5%	55.6%	61.1%	58.8%
% of FP17s for the same patient ID Re-attending between 3 & 9 months - Adults	4,019	7,988	50.3%	48.8%	52.4%	51.0%
% of FP17s for Band 1 Urgent Courses	1,098	10,377	10.6%	10.0%	9.5%	9.0%
% of FP17s Relating to Free Repair or Replacements	90	10,377	0.9%	0.5%	0.7%	0.8%
% of FP17s Relating to Continuations	99	10,377	1.0%	0.7%	0.8%	0.9%
% of Patients satisfied with the dentistry they have received	3	3	N/A	92.6%	93.1%	93.2%
% of Patients satisfied with the time they had to wait for an appointment	2	3	N/A	87.4%	87.8%	88.3%

* This is based on patients treated on this contract for their most recent course of treatment. Figures in italics indicate the base number of FP17s or Patient Questionnaire responses are less than 100. N/A is shown where the base number of responses is less than 10 during the period. % is calculated as Quantity/Base number*100

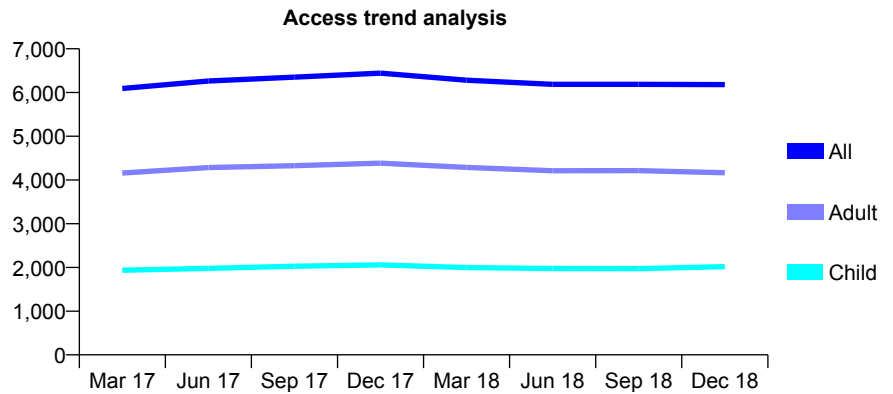
Q67 - Vital Signs At a Glance Contract Report for 203769/0002 - December 2018

Name or company name	MR CP DE LANGE
Contract type name	GDS Contract
Purpose of contract	General
Contract start date	04/04/2011
Contract end date	

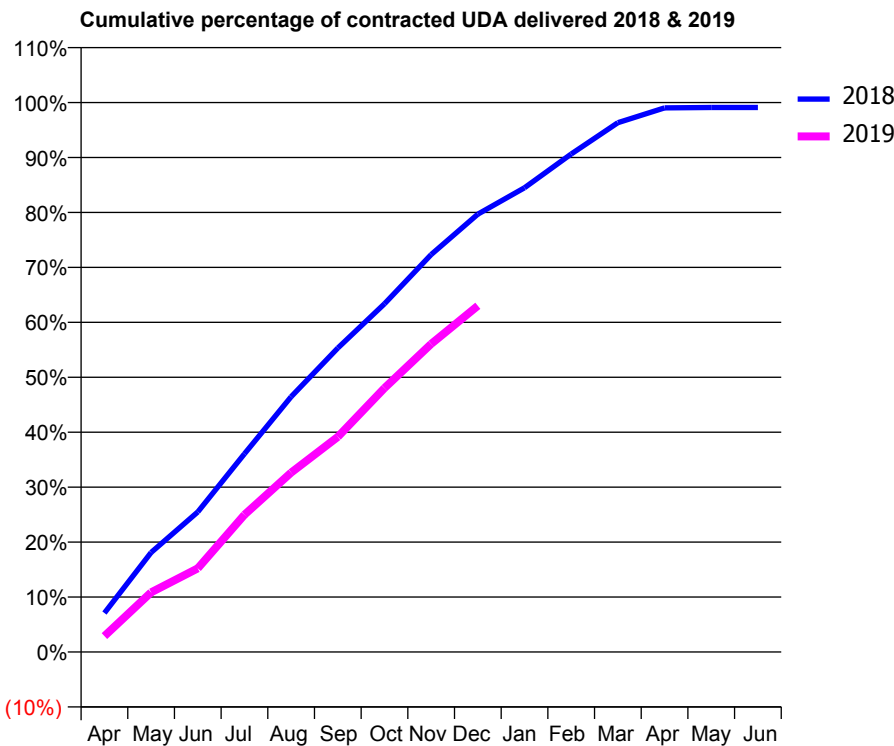
18/19 Contracted general activity (UDA)	16,998
Carry forward general activity (UDA)	153
18/19 Contracted orthodontic activity (UOA)	0
Carry forward orthodontic activity (UOA)	0
Baseline contract value	£443,276.81

ACCESS*

Patients seen in 24 months	Total	Change since previous quarter
Quarter ending December 2017	6,444	
Quarter ending March 2018	6,281	↓
Quarter ending June 2018	6,187	↓
Quarter ending September 2018	6,187	→
Quarter ending December 2018	6,182	→
Variance since December 2017	(4.1%)	↓



ACTIVITY



Month	Adjusted Scheduled Activity (UDA)	
	2018	2019
April	1,208	493
May	3,080	1,845
June	4,335	2,588
July	6,132	4,247
August	7,898	5,548
September	9,403	6,656
October	10,771	8,165
November	12,293	9,529
December	13,544	10,711
January	14,362	
February	15,404	
March	16,373	
April	16,832	
May	16,844	
June	16,844	

QUALITY

	Quantity	Base Number	Contract	AT	Region	England
% of FP17s for the same patient ID Re-attending within 3 months - Children	67	1,826	3.7%	11.3%	11.3%	11.8%
% of FP17s for the same patient ID Re-attending within 3 months - Adults	385	3,624	10.6%	16.1%	15.3%	15.6%
% of FP17s for the same patient ID Re-attending between 3 & 9 months - Children	615	1,826	33.7%	55.6%	61.1%	58.8%
% of FP17s for the same patient ID Re-attending between 3 & 9 months - Adults	1,425	3,624	39.3%	48.8%	52.4%	51.0%
% of FP17s for Band 1 Urgent Courses	597	5,238	11.4%	10.0%	9.5%	9.0%
% of FP17s Relating to Free Repair or Replacements	15	5,238	0.3%	0.5%	0.7%	0.8%
% of FP17s Relating to Continuations	14	5,238	0.3%	0.7%	0.8%	0.9%
% of Patients satisfied with the dentistry they have received	0	0	N/A	92.6%	93.1%	93.2%
% of Patients satisfied with the time they had to wait for an appointment	0	0	N/A	87.4%	87.8%	88.3%

* This is based on patients treated on this contract for their most recent course of treatment. Figures in italics indicate the base number of FP17s or Patient Questionnaire responses are less than 100. N/A is shown where the base number of responses is less than 10 during the period. % is calculated as Quantity/Base number*100

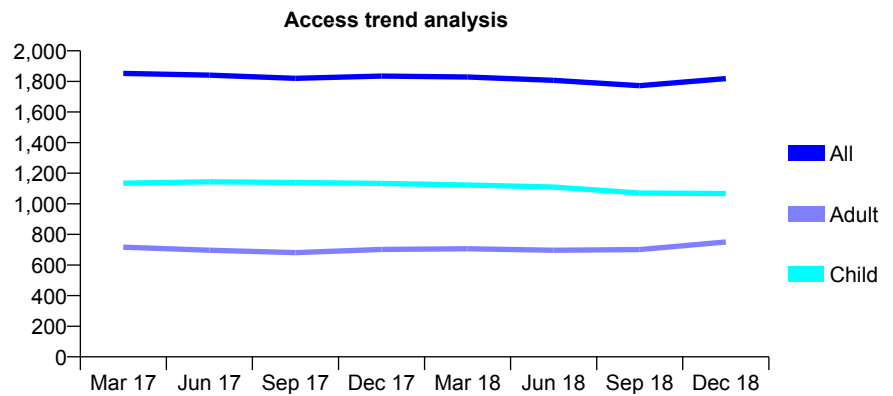
Q67 - Vital Signs At a Glance Contract Report for 205079/0003 - December 2018

Name or company name	MR PR GARROD
Contract type name	GDS Contract
Purpose of contract	General
Contract start date	01/04/2010
Contract end date	

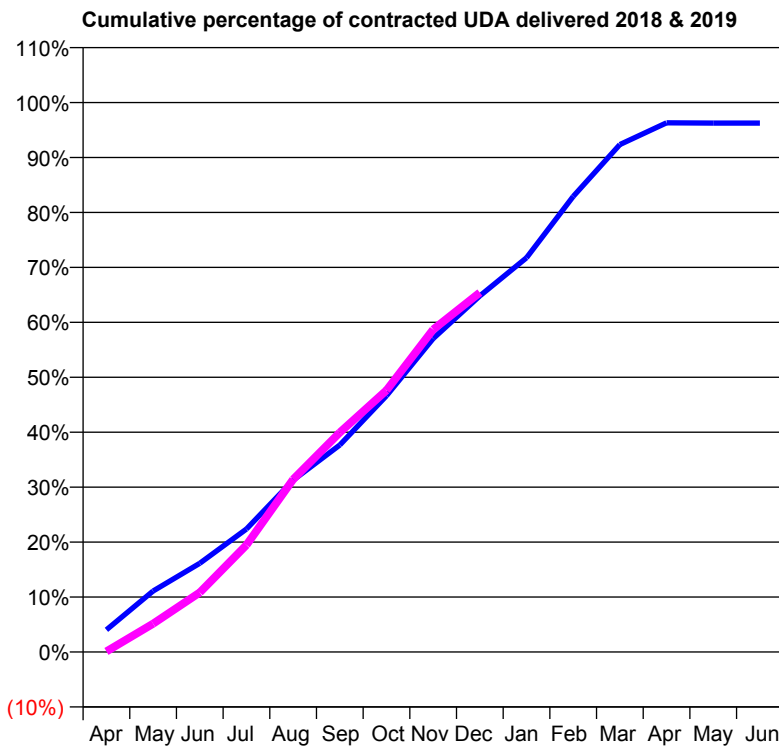
18/19 Contracted general activity (UDA)	5,871
Carry forward general activity (UDA)	219
18/19 Contracted orthodontic activity (UOA)	0
Carry forward orthodontic activity (UOA)	0
Baseline contract value	£152,106.22

ACCESS*

Patients seen in 24 months	Total	Change since previous quarter
Quarter ending December 2017	1,835	
Quarter ending March 2018	1,829	→
Quarter ending June 2018	1,807	↓
Quarter ending September 2018	1,772	↓
Quarter ending December 2018	1,818	↑
Variance since December 2017	(0.9%)	→



ACTIVITY



Month	Adjusted Scheduled Activity (UDA)	
	2018	2019
April	238	6
May	652	303
June	948	636
July	1,314	1,143
August	1,836	1,845
September	2,212	2,345
October	2,738	2,796
November	3,349	3,445
December	3,804	3,841
January	4,212	
February	4,868	
March	5,422	
April	5,654	
May	5,651	
June	5,651	

QUALITY

	Quantity	Base Number	Contract	AT	Region	England
% of FP17s for the same patient ID Re-attending within 3 months - Children	61	1,256	4.9%	11.3%	11.3%	11.8%
% of FP17s for the same patient ID Re-attending within 3 months - Adults	46	601	7.7%	16.1%	15.3%	15.6%
% of FP17s for the same patient ID Re-attending between 3 & 9 months - Children	919	1,256	73.2%	55.6%	61.1%	58.8%
% of FP17s for the same patient ID Re-attending between 3 & 9 months - Adults	323	601	53.7%	48.8%	52.4%	51.0%
% of FP17s for Band 1 Urgent Courses	40	1,765	2.3%	10.0%	9.5%	9.0%
% of FP17s Relating to Free Repair or Replacements	0	1,765	0.0%	0.5%	0.7%	0.8%
% of FP17s Relating to Continuations	0	1,765	0.0%	0.7%	0.8%	0.9%
% of Patients satisfied with the dentistry they have received	1	1	N/A	92.6%	93.1%	93.2%
% of Patients satisfied with the time they had to wait for an appointment	1	1	N/A	87.4%	87.8%	88.3%

* This is based on patients treated on this contract for their most recent course of treatment. Figures in italics indicate the base number of FP17s or Patient Questionnaire responses are less than 100. N/A is shown where the base number of responses is less than 10 during the period. % is calculated as Quantity/Base number*100

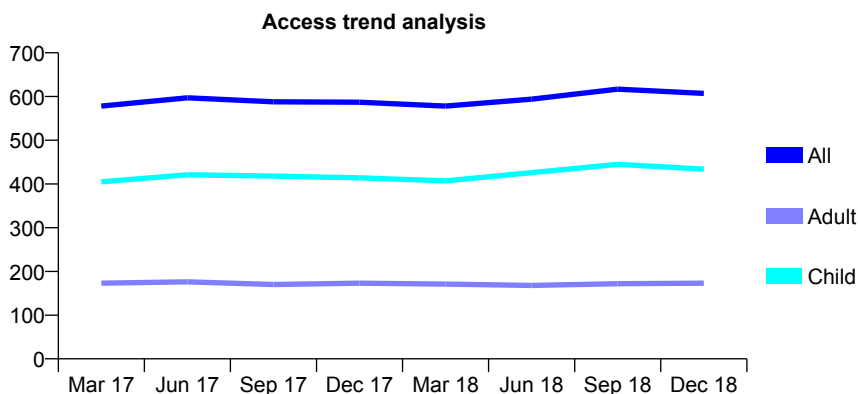
Q67 - Vital Signs At a Glance Contract Report for 210021/0001 - December 2018

Name or company name	MR PK DOWNES
Contract type name	GDS Contract
Purpose of contract	General and Orthodontic
Contract start date	01/04/2006
Contract end date	

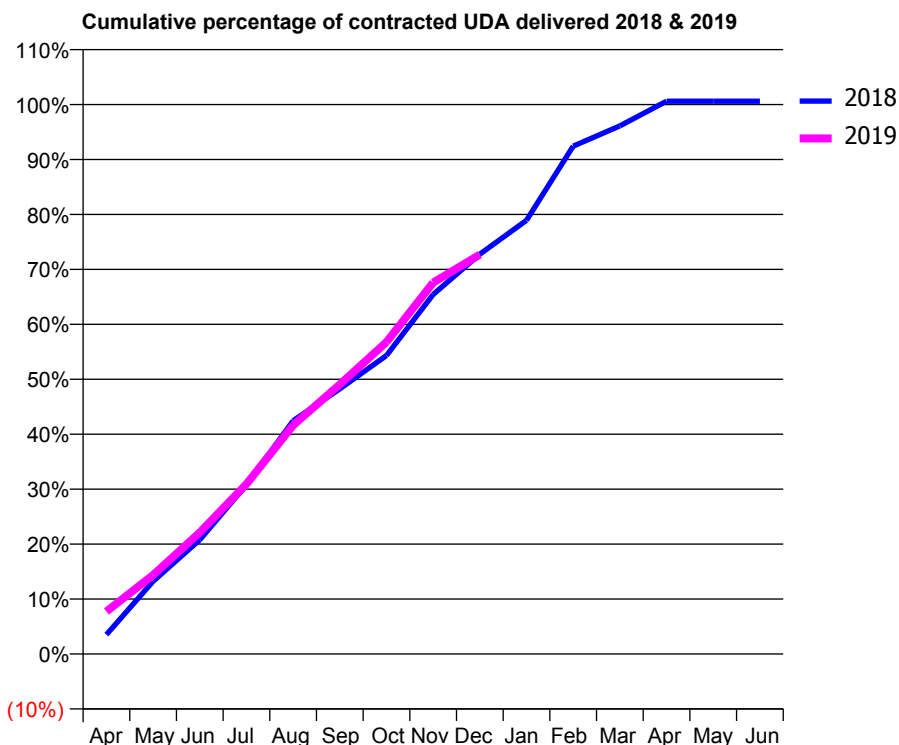
18/19 Contracted general activity (UDA)	1,025
Carry forward general activity (UDA)	0
18/19 Contracted orthodontic activity (UOA)	0
Carry forward orthodontic activity (UOA)	0
Baseline contract value	£27,850.52

ACCESS*

Patients seen in 24 months	Total	Change since previous quarter
Quarter ending December 2017	587	
Quarter ending March 2018	578	↓
Quarter ending June 2018	594	↑
Quarter ending September 2018	617	↑
Quarter ending December 2018	607	↓
Variance since December 2017	3.4%	↑



ACTIVITY



Month	Adjusted Scheduled Activity (UDA)	
	2018	2019
April	36	79
May	136	147
June	213	227
July	316	317
August	435	427
September	495	503
October	557	582
November	671	693
December	746	745
January	809	
February	947	
March	985	
April	1,031	
May	1,031	
June	1,031	

QUALITY

	Quantity	Base Number	Contract	AT	Region	England
% of FP17s for the same patient ID Re-attending within 3 months - Children	52	552	9.4%	11.3%	11.3%	11.8%
% of FP17s for the same patient ID Re-attending within 3 months - Adults	13	112	11.6%	16.1%	15.3%	15.6%
% of FP17s for the same patient ID Re-attending between 3 & 9 months - Children	305	552	55.3%	55.6%	61.1%	58.8%
% of FP17s for the same patient ID Re-attending between 3 & 9 months - Adults	63	112	56.3%	48.8%	52.4%	51.0%
% of FP17s for Band 1 Urgent Courses	36	627	5.7%	10.0%	9.5%	9.0%
% of FP17s Relating to Free Repair or Replacements	0	627	0.0%	0.5%	0.7%	0.8%
% of FP17s Relating to Continuations	0	627	0.0%	0.7%	0.8%	0.9%
% of Patients satisfied with the dentistry they have received	1	1	N/A	92.6%	93.1%	93.2%
% of Patients satisfied with the time they had to wait for an appointment	1	1	N/A	87.4%	87.8%	88.3%

* This is based on patients treated on this contract for their most recent course of treatment. Figures in italics indicate the base number of FP17s or Patient Questionnaire responses are less than 100. N/A is shown where the base number of responses is less than 10 during the period. % is calculated as Quantity/Base number*100

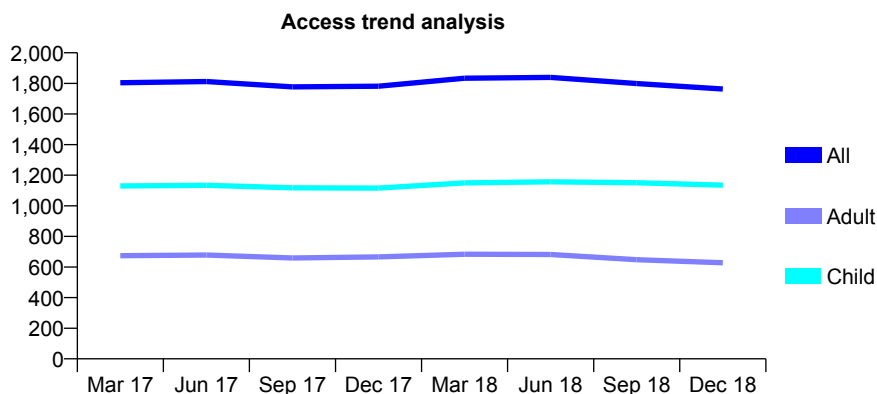
Q67 - Vital Signs At a Glance Contract Report for 210307/0001 - December 2018

Name or company name	Mr Huw Winstone and Mrs Katharine Winst
Contract type name	GDS Contract
Purpose of contract	General
Contract start date	01/04/2006
Contract end date	

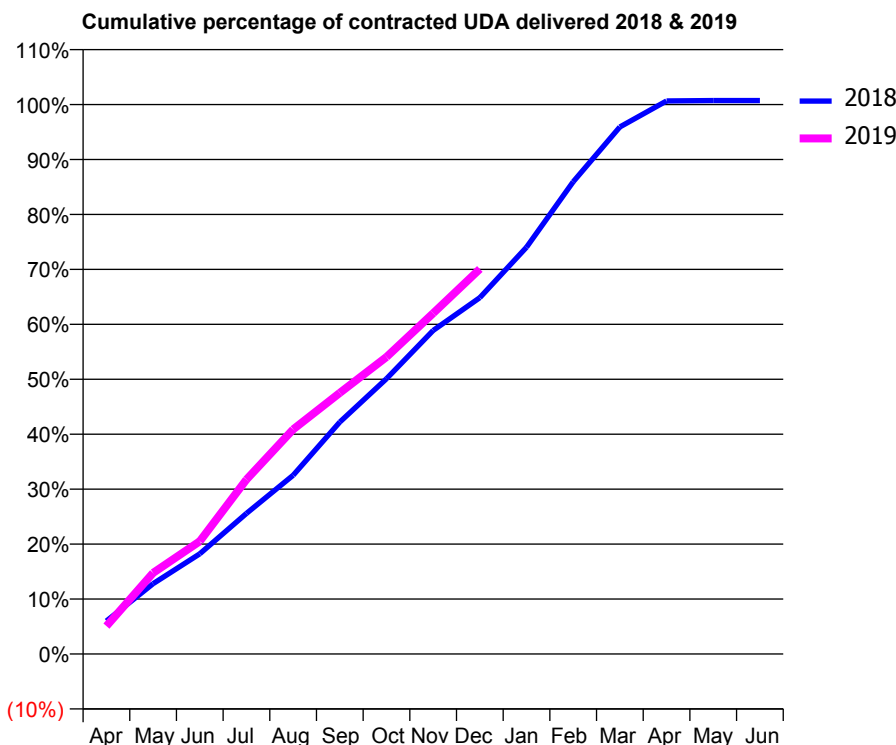
18/19 Contracted general activity (UDA)	4,664
Carry forward general activity (UDA)	0
18/19 Contracted orthodontic activity (UOA)	0
Carry forward orthodontic activity (UOA)	0
Baseline contract value	£117,274.32

ACCESS*

Patients seen in 24 months	Total	Change since previous quarter
Quarter ending December 2017	1,782	
Quarter ending March 2018	1,834	↑
Quarter ending June 2018	1,839	→
Quarter ending September 2018	1,799	↓
Quarter ending December 2018	1,763	↓
Variance since December 2017	(1.1%)	↓



ACTIVITY



Month	Adjusted Scheduled Activity (UDA)	
	2018	2019
April	281	237
May	597	688
June	850	957
July	1,193	1,481
August	1,517	1,907
September	1,969	2,216
October	2,337	2,521
November	2,746	2,893
December	3,025	3,268
January	3,453	
February	4,008	
March	4,473	
April	4,694	
May	4,697	
June	4,697	

QUALITY

	Quantity	Base Number	Contract	AT	Region	England
% of FP17s for the same patient ID Re-attending within 3 months - Children	126	1,323	9.5%	11.3%	11.3%	11.8%
% of FP17s for the same patient ID Re-attending within 3 months - Adults	92	521	17.7%	16.1%	15.3%	15.6%
% of FP17s for the same patient ID Re-attending between 3 & 9 months - Children	864	1,323	65.3%	55.6%	61.1%	58.8%
% of FP17s for the same patient ID Re-attending between 3 & 9 months - Adults	286	521	54.9%	48.8%	52.4%	51.0%
% of FP17s for Band 1 Urgent Courses	91	1,751	5.2%	10.0%	9.5%	9.0%
% of FP17s Relating to Free Repair or Replacements	1	1,751	0.1%	0.5%	0.7%	0.8%
% of FP17s Relating to Continuations	2	1,751	0.1%	0.7%	0.8%	0.9%
% of Patients satisfied with the dentistry they have received	1	2	N/A	92.6%	93.1%	93.2%
% of Patients satisfied with the time they had to wait for an appointment	1	2	N/A	87.4%	87.8%	88.3%

* This is based on patients treated on this contract for their most recent course of treatment. Figures in italics indicate the base number of FP17s or Patient Questionnaire responses are less than 100. N/A is shown where the base number of responses is less than 10 during the period. % is calculated as Quantity/Base number*100

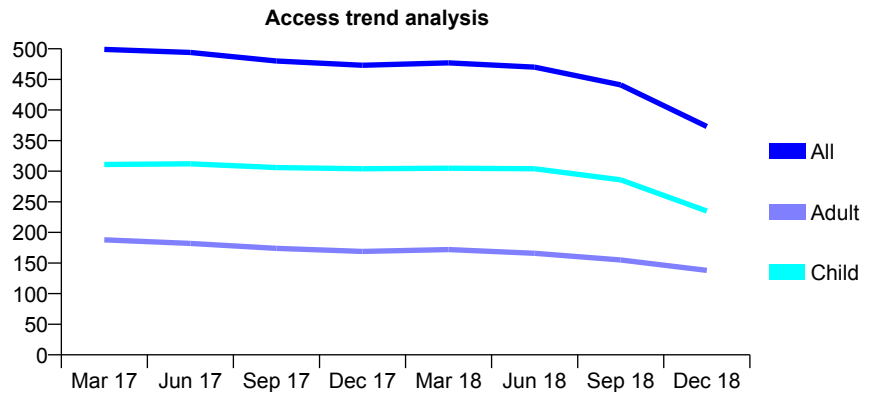
Q67 - Vital Signs At a Glance Contract Report for 219835/0001 - December 2018

Name or company name	MISS JJ HOGAN
Contract type name	GDS Contract
Purpose of contract	General
Contract start date	01/04/2006
Contract end date	31/08/2018

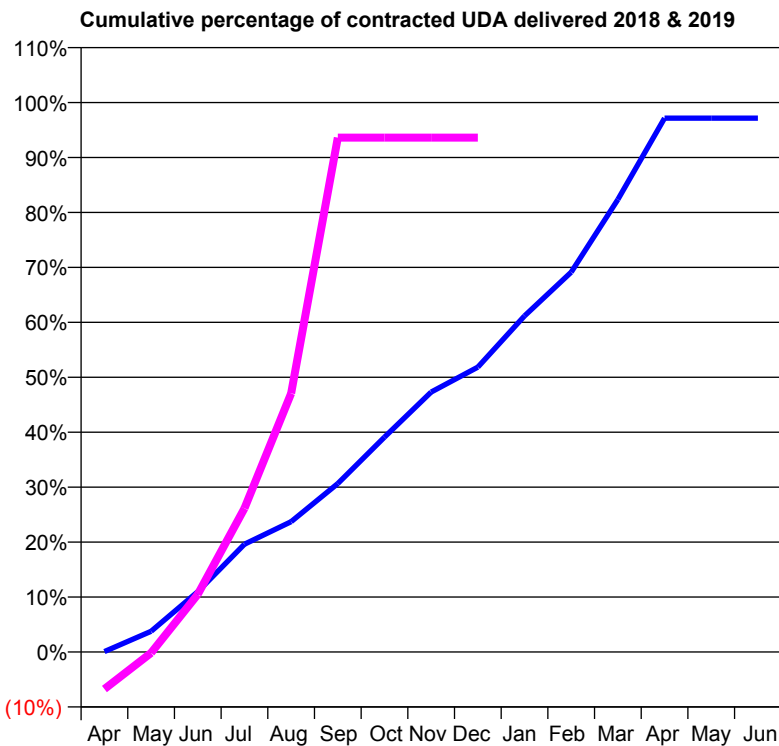
18/19 Contracted general activity (UDA)	533
Carry forward general activity (UDA)	36
18/19 Contracted orthodontic activity (UOA)	0
Carry forward orthodontic activity (UOA)	0
Baseline contract value	£12,191.37

ACCESS*

Patients seen in 24 months	Total	Change since previous quarter
Quarter ending December 2017	473	
Quarter ending March 2018	477	→
Quarter ending June 2018	470	↓
Quarter ending September 2018	441	↓
Quarter ending December 2018	373	↓
Variance since December 2017	(21.1%)	↓



ACTIVITY



Month	Adjusted Scheduled Activity (UDA)	
	2018	2019
April	1	-36
May	48	-1
June	140	56
July	251	139
August	304	251
September	392	499
October	501	499
November	606	499
December	664	499
January	783	
February	885	
March	1,054	
April	1,243	
May	1,243	
June	1,243	

QUALITY

	Quantity	Base Number	Contract	AT	Region	England
% of FP17s for the same patient ID Re-attending within 3 months - Children	24	261	9.2%	11.3%	11.3%	11.8%
% of FP17s for the same patient ID Re-attending within 3 months - Adults	17	122	13.9%	16.1%	15.3%	15.6%
% of FP17s for the same patient ID Re-attending between 3 & 9 months - Children	125	261	47.9%	55.6%	61.1%	58.8%
% of FP17s for the same patient ID Re-attending between 3 & 9 months - Adults	75	122	61.5%	48.8%	52.4%	51.0%
% of FP17s for Band 1 Urgent Courses	5	305	1.6%	10.0%	9.5%	9.0%
% of FP17s Relating to Free Repair or Replacements	0	305	0.0%	0.5%	0.7%	0.8%
% of FP17s Relating to Continuations	0	305	0.0%	0.7%	0.8%	0.9%
% of Patients satisfied with the dentistry they have received	1	2	N/A	92.6%	93.1%	93.2%
% of Patients satisfied with the time they had to wait for an appointment	1	2	N/A	87.4%	87.8%	88.3%

* This is based on patients treated on this contract for their most recent course of treatment. Figures in italics indicate the base number of FP17s or Patient Questionnaire responses are less than 100. N/A is shown where the base number of responses is less than 10 during the period. % is calculated as Quantity/Base number*100

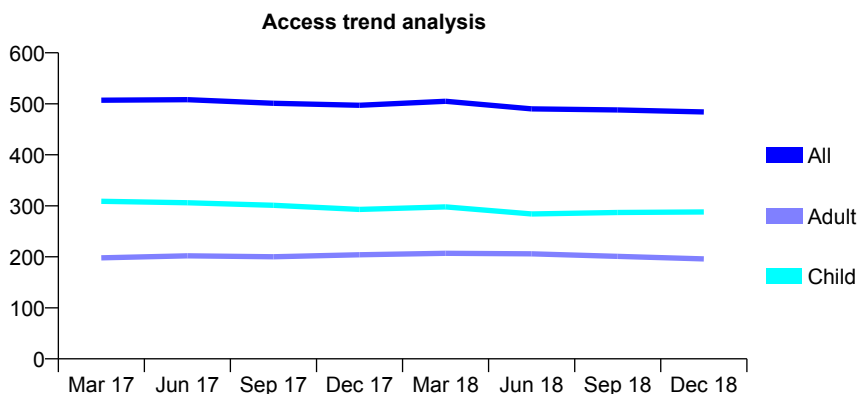
Q67 - Vital Signs At a Glance Contract Report for 219924/0001 - December 2018

Name or company name	MRS FM MURCH
Contract type name	GDS Contract
Purpose of contract	General
Contract start date	01/04/2006
Contract end date	

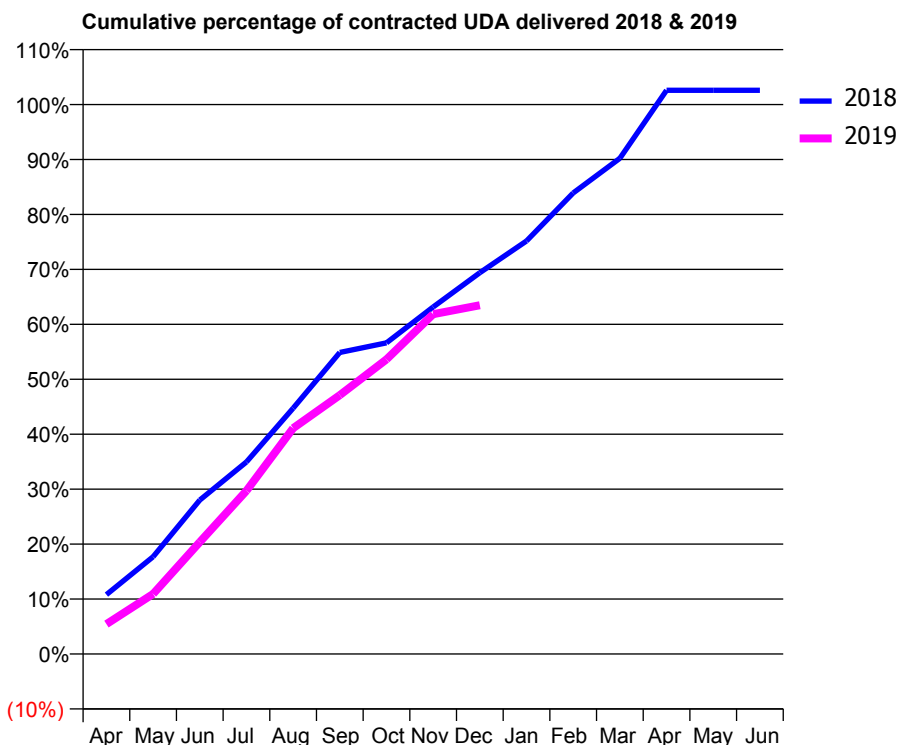
18/19 Contracted general activity (UDA)	1,047
Carry forward general activity (UDA)	0
18/19 Contracted orthodontic activity (UOA)	0
Carry forward orthodontic activity (UOA)	0
Baseline contract value	£26,326.37

ACCESS*

Patients seen in 24 months	Total	Change since previous quarter
Quarter ending December 2017	497	
Quarter ending March 2018	505	→
Quarter ending June 2018	490	↓
Quarter ending September 2018	488	→
Quarter ending December 2018	484	→
Variance since December 2017	(2.6%)	↓



ACTIVITY



Month	Adjusted Scheduled Activity (UDA)	
	2018	2019
April	113	57
May	185	114
June	293	213
July	366	311
August	468	430
September	575	493
October	593	561
November	661	648
December	727	665
January	787	
February	878	
March	945	
April	1,074	
May	1,074	
June	1,074	

QUALITY

	Quantity	Base Number	Contract	AT	Region	England
% of FP17s for the same patient ID Re-attending within 3 months - Children	22	308	7.1%	11.3%	11.3%	11.8%
% of FP17s for the same patient ID Re-attending within 3 months - Adults	16	133	12.0%	16.1%	15.3%	15.6%
% of FP17s for the same patient ID Re-attending between 3 & 9 months - Children	179	308	58.1%	55.6%	61.1%	58.8%
% of FP17s for the same patient ID Re-attending between 3 & 9 months - Adults	46	133	34.6%	48.8%	52.4%	51.0%
% of FP17s for Band 1 Urgent Courses	18	400	4.5%	10.0%	9.5%	9.0%
% of FP17s Relating to Free Repair or Replacements	0	400	0.0%	0.5%	0.7%	0.8%
% of FP17s Relating to Continuations	0	400	0.0%	0.7%	0.8%	0.9%
% of Patients satisfied with the dentistry they have received	0	0	N/A	92.6%	93.1%	93.2%
% of Patients satisfied with the time they had to wait for an appointment	0	0	N/A	87.4%	87.8%	88.3%

* This is based on patients treated on this contract for their most recent course of treatment. Figures in italics indicate the base number of FP17s or Patient Questionnaire responses are less than 100. N/A is shown where the base number of responses is less than 10 during the period. % is calculated as Quantity/Base number*100

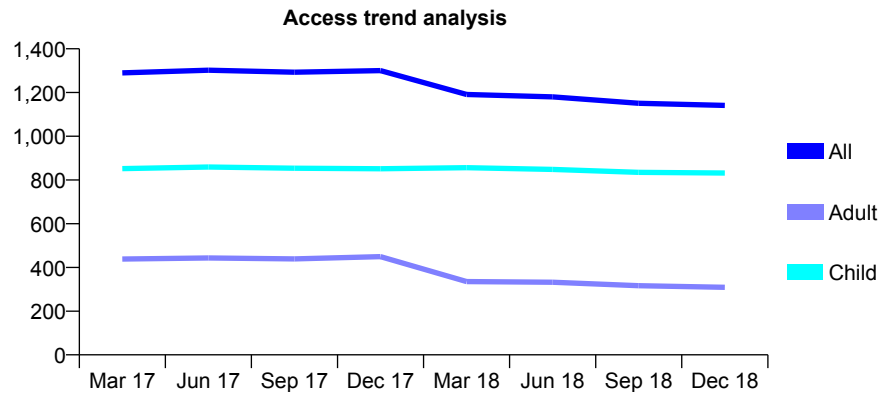
Q67 - Vital Signs At a Glance Contract Report for 221503/0001 - December 2018

Name or company name	MR UL PERERA
Contract type name	GDS Contract
Purpose of contract	General
Contract start date	01/04/2006
Contract end date	

18/19 Contracted general activity (UDA)	4,054
Carry forward general activity (UDA)	0
18/19 Contracted orthodontic activity (UOA)	0
Carry forward orthodontic activity (UOA)	0
Baseline contract value	£101,936.12

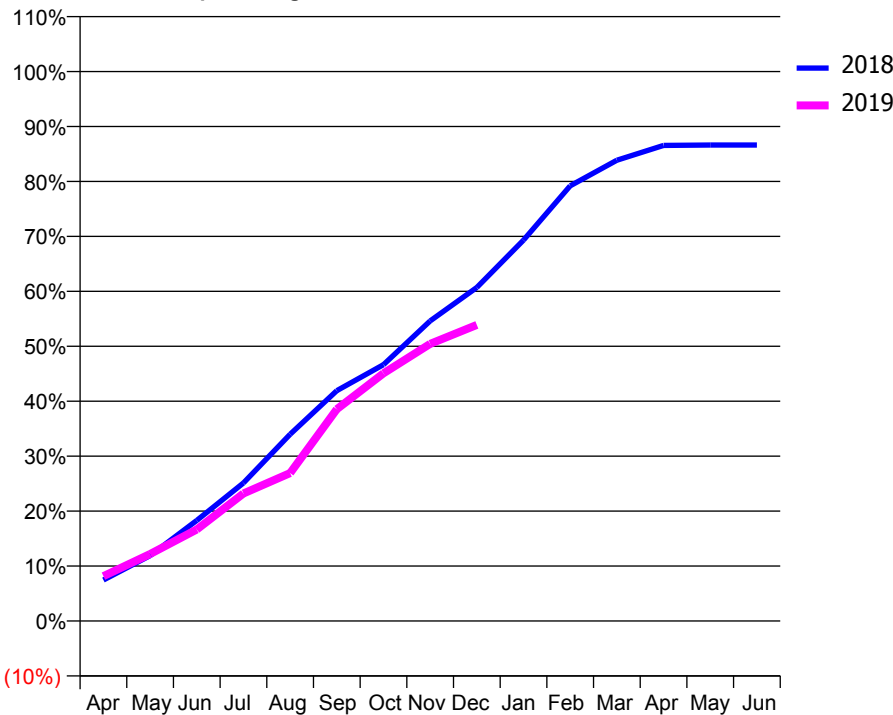
ACCESS*

Patients seen in 24 months	Total	Change since previous quarter
Quarter ending December 2017	1,300	
Quarter ending March 2018	1,191	↓
Quarter ending June 2018	1,180	→
Quarter ending September 2018	1,151	↓
Quarter ending December 2018	1,141	→
Variance since December 2017	(12.2%)	↓



ACTIVITY

Cumulative percentage of contracted UDA delivered 2018 & 2019



Month	Adjusted Scheduled Activity (UDA)	
	2018	2019
April	303	331
May	483	494
June	743	675
July	1,019	941
August	1,378	1,091
September	1,699	1,563
October	1,891	1,827
November	2,214	2,045
December	2,461	2,184
January	2,811	
February	3,211	
March	3,399	
April	3,509	
May	3,512	
June	3,512	

QUALITY

	Quantity	Base Number	Contract	AT	Region	England
% of FP17s for the same patient ID Re-attending within 3 months - Children	48	941	5.1%	11.3%	11.3%	11.8%
% of FP17s for the same patient ID Re-attending within 3 months - Adults	13	195	6.7%	16.1%	15.3%	15.6%
% of FP17s for the same patient ID Re-attending between 3 & 9 months - Children	661	941	70.2%	55.6%	61.1%	58.8%
% of FP17s for the same patient ID Re-attending between 3 & 9 months - Adults	119	195	61.0%	48.8%	52.4%	51.0%
% of FP17s for Band 1 Urgent Courses	25	1,096	2.3%	10.0%	9.5%	9.0%
% of FP17s Relating to Free Repair or Replacements	0	1,096	0.0%	0.5%	0.7%	0.8%
% of FP17s Relating to Continuations	0	1,096	0.0%	0.7%	0.8%	0.9%
% of Patients satisfied with the dentistry they have received	2	2	N/A	92.6%	93.1%	93.2%
% of Patients satisfied with the time they had to wait for an appointment	2	2	N/A	87.4%	87.8%	88.3%

* This is based on patients treated on this contract for their most recent course of treatment. Figures in italics indicate the base number of FP17s or Patient Questionnaire responses are less than 100. N/A is shown where the base number of responses is less than 10 during the period. % is calculated as Quantity/Base number*100

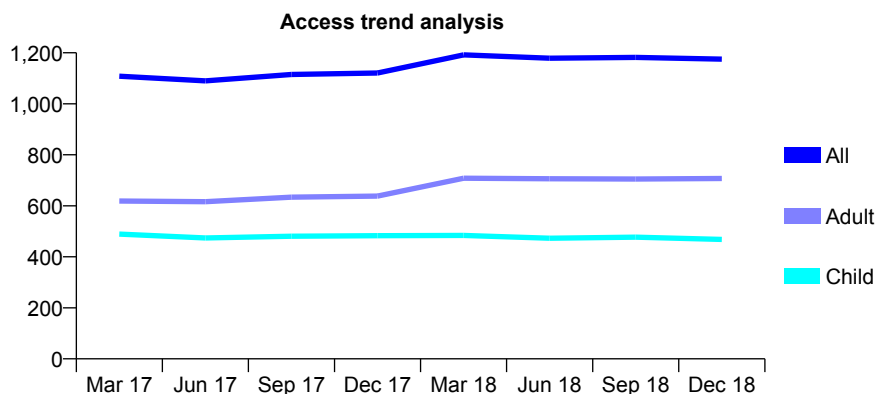
Q67 - Vital Signs At a Glance Contract Report for 224006/0001 - December 2018

Name or company name	MR RW LUKE
Contract type name	GDS Contract
Purpose of contract	General
Contract start date	01/04/2006
Contract end date	

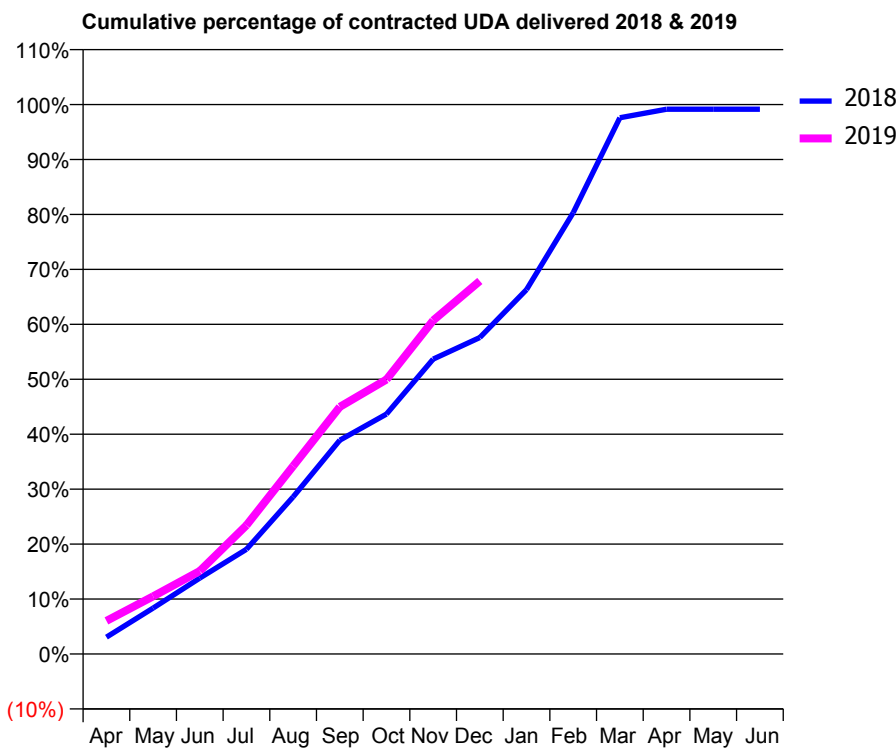
18/19 Contracted general activity (UDA)	2,577
Carry forward general activity (UDA)	22
18/19 Contracted orthodontic activity (UOA)	0
Carry forward orthodontic activity (UOA)	0
Baseline contract value	£64,799.27

ACCESS*

Patients seen in 24 months	Total	Change since previous quarter
Quarter ending December 2017	1,121	
Quarter ending March 2018	1,192	↑
Quarter ending June 2018	1,179	↓
Quarter ending September 2018	1,182	→
Quarter ending December 2018	1,175	→
Variance since December 2017	4.8%	↑



ACTIVITY



Month	Adjusted Scheduled Activity (UDA)	
	2018	2019
April	79	155
May	215	270
June	356	389
July	491	604
August	737	882
September	1,003	1,159
October	1,126	1,288
November	1,383	1,564
December	1,484	1,749
January	1,709	
February	2,070	
March	2,515	
April	2,555	
May	2,555	
June	2,555	

QUALITY

	Quantity	Base Number	Contract	AT	Region	England
% of FP17s for the same patient ID Re-attending within 3 months - Children	9	533	1.7%	11.3%	11.3%	11.8%
% of FP17s for the same patient ID Re-attending within 3 months - Adults	104	739	14.1%	16.1%	15.3%	15.6%
% of FP17s for the same patient ID Re-attending between 3 & 9 months - Children	405	533	76.0%	55.6%	61.1%	58.8%
% of FP17s for the same patient ID Re-attending between 3 & 9 months - Adults	495	739	67.0%	48.8%	52.4%	51.0%
% of FP17s for Band 1 Urgent Courses	56	1,246	4.5%	10.0%	9.5%	9.0%
% of FP17s Relating to Free Repair or Replacements	0	1,246	0.0%	0.5%	0.7%	0.8%
% of FP17s Relating to Continuations	18	1,246	1.4%	0.7%	0.8%	0.9%
% of Patients satisfied with the dentistry they have received	1	1	N/A	92.6%	93.1%	93.2%
% of Patients satisfied with the time they had to wait for an appointment	1	1	N/A	87.4%	87.8%	88.3%

* This is based on patients treated on this contract for their most recent course of treatment. Figures in italics indicate the base number of FP17s or Patient Questionnaire responses are less than 100. N/A is shown where the base number of responses is less than 10 during the period. % is calculated as Quantity/Base number*100

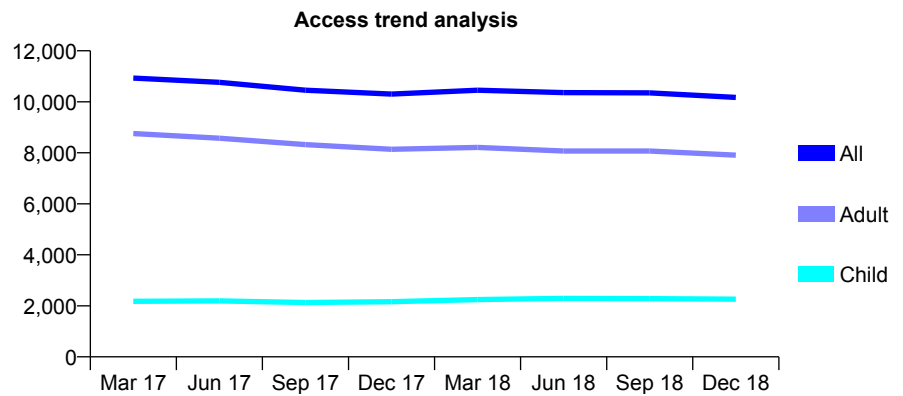
Q67 - Vital Signs At a Glance Contract Report for 238783/0001 - December 2018

Name or company name	MR AN ZYBUTZ
Contract type name	GDS Contract
Purpose of contract	General
Contract start date	01/04/2006
Contract end date	

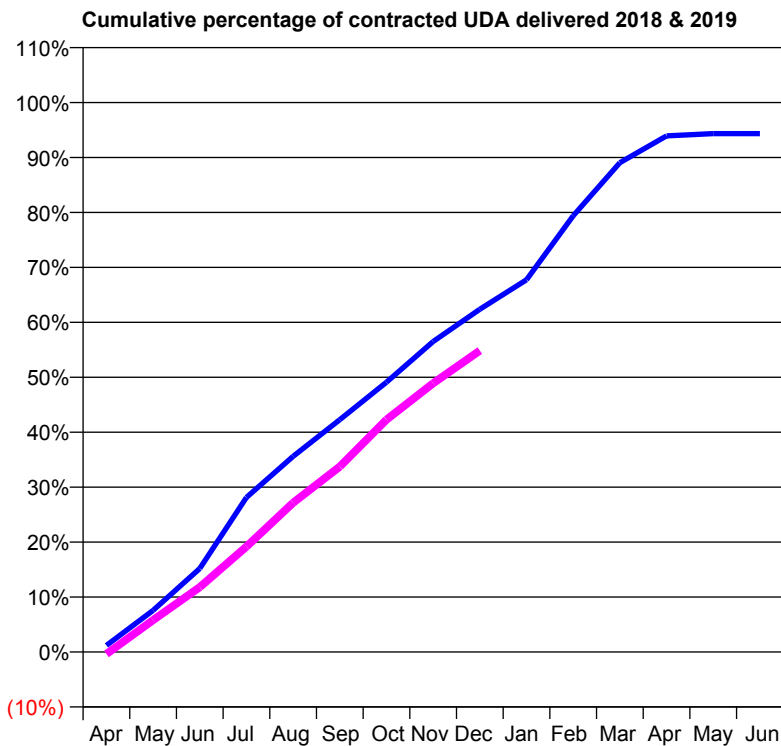
18/19 Contracted general activity (UDA)	39,286
Carry forward general activity (UDA)	1,258
18/19 Contracted orthodontic activity (UOA)	0
Carry forward orthodontic activity (UOA)	0
Baseline contract value	£1,178,354.91

ACCESS*

Patients seen in 24 months	Total	Change since previous quarter
Quarter ending December 2017	10,301	
Quarter ending March 2018	10,456	→
Quarter ending June 2018	10,363	→
Quarter ending September 2018	10,352	→
Quarter ending December 2018	10,172	↓
Variance since December 2017	(1.3%)	↓



ACTIVITY



Month	Adjusted Scheduled Activity (UDA)	
	2018	2019
April	461	-149
May	2,893	2,285
June	5,803	4,634
July	10,744	7,532
August	13,599	10,670
September	16,143	13,259
October	18,752	16,610
November	21,574	19,213
December	23,821	21,547
January	25,870	
February	30,317	
March	34,005	
April	35,863	
May	36,021	
June	36,027	

QUALITY

	Quantity	Base Number	Contract	AT	Region	England
% of FP17s for the same patient ID Re-attending within 3 months - Children	93	2,046	4.5%	11.3%	11.3%	11.8%
% of FP17s for the same patient ID Re-attending within 3 months - Adults	746	6,980	10.7%	16.1%	15.3%	15.6%
% of FP17s for the same patient ID Re-attending between 3 & 9 months - Children	814	2,046	39.8%	55.6%	61.1%	58.8%
% of FP17s for the same patient ID Re-attending between 3 & 9 months - Adults	2,820	6,980	40.4%	48.8%	52.4%	51.0%
% of FP17s for Band 1 Urgent Courses	760	8,436	9.0%	10.0%	9.5%	9.0%
% of FP17s Relating to Free Repair or Replacements	84	8,436	1.0%	0.5%	0.7%	0.8%
% of FP17s Relating to Continuations	103	8,436	1.2%	0.7%	0.8%	0.9%
% of Patients satisfied with the dentistry they have received	9	9	N/A	92.6%	93.1%	93.2%
% of Patients satisfied with the time they had to wait for an appointment	8	9	N/A	87.4%	87.8%	88.3%

* This is based on patients treated on this contract for their most recent course of treatment. Figures in italics indicate the base number of FP17s or Patient Questionnaire responses are less than 100. N/A is shown where the base number of responses is less than 10 during the period. % is calculated as Quantity/Base number*100

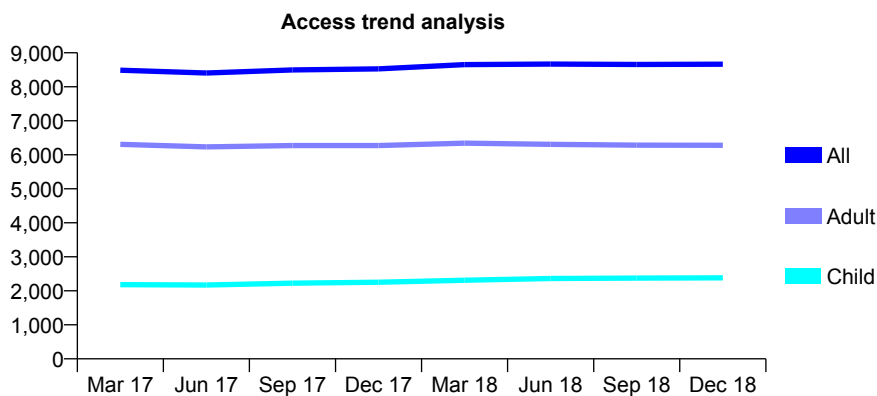
Q67 - Vital Signs At a Glance Contract Report for 238783/0002 - December 2018

Name or company name	MR AN ZYBUTZ
Contract type name	GDS Contract
Purpose of contract	General
Contract start date	01/04/2006
Contract end date	

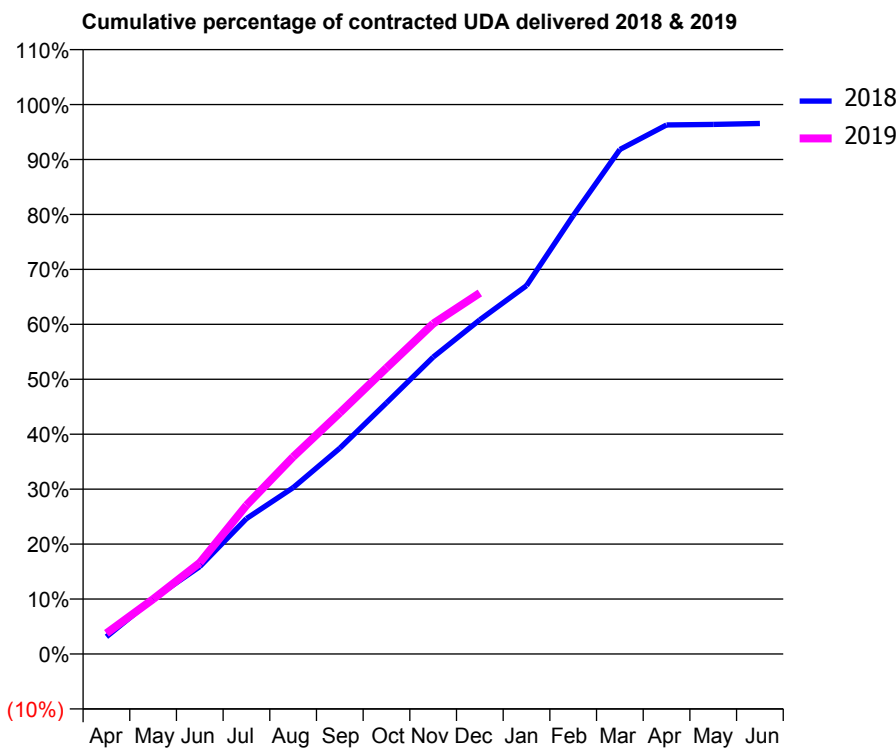
18/19 Contracted general activity (UDA)	28,947
Carry forward general activity (UDA)	60
18/19 Contracted orthodontic activity (UOA)	0
Carry forward orthodontic activity (UOA)	0
Baseline contract value	£795,881.99

ACCESS*

Patients seen in 24 months	Total	Change since previous quarter
Quarter ending December 2017	8,526	
Quarter ending March 2018	8,653	→
Quarter ending June 2018	8,668	→
Quarter ending September 2018	8,656	→
Quarter ending December 2018	8,665	→
Variance since December 2017	1.6%	→



ACTIVITY



Month	Adjusted Scheduled Activity (UDA)	
	2018	2019
April	878	1,089
May	2,793	2,891
June	4,431	4,811
July	6,861	7,838
August	8,433	10,389
September	10,428	12,707
October	12,731	15,070
November	15,046	17,400
December	16,941	19,016
January	18,666	
February	22,217	
March	25,565	
April	26,809	
May	26,836	
June	26,887	

QUALITY

	Quantity	Base Number	Contract	AT	Region	England
% of FP17s for the same patient ID Re-attending within 3 months - Children	142	2,374	6.0%	11.3%	11.3%	11.8%
% of FP17s for the same patient ID Re-attending within 3 months - Adults	590	6,078	9.7%	16.1%	15.3%	15.6%
% of FP17s for the same patient ID Re-attending between 3 & 9 months - Children	1,267	2,374	53.4%	55.6%	61.1%	58.8%
% of FP17s for the same patient ID Re-attending between 3 & 9 months - Adults	3,172	6,078	52.2%	48.8%	52.4%	51.0%
% of FP17s for Band 1 Urgent Courses	568	7,973	7.1%	10.0%	9.5%	9.0%
% of FP17s Relating to Free Repair or Replacements	45	7,973	0.6%	0.5%	0.7%	0.8%
% of FP17s Relating to Continuations	96	7,973	1.2%	0.7%	0.8%	0.9%
% of Patients satisfied with the dentistry they have received	5	5	N/A	92.6%	93.1%	93.2%
% of Patients satisfied with the time they had to wait for an appointment	5	5	N/A	87.4%	87.8%	88.3%

* This is based on patients treated on this contract for their most recent course of treatment. Figures in italics indicate the base number of FP17s or Patient Questionnaire responses are less than 100. N/A is shown where the base number of responses is less than 10 during the period. % is calculated as Quantity/Base number*100

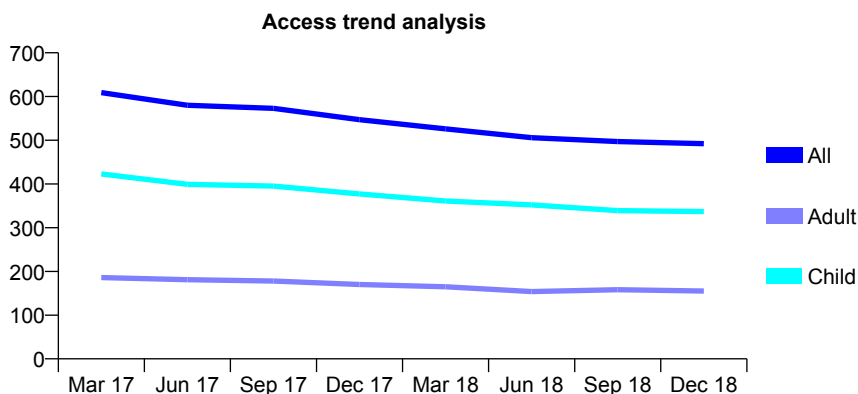
Q67 - Vital Signs At a Glance Contract Report for 246476/0001 - December 2018

Name or company name	MR PS BHOGAL
Contract type name	GDS Contract
Purpose of contract	General
Contract start date	17/04/2014
Contract end date	

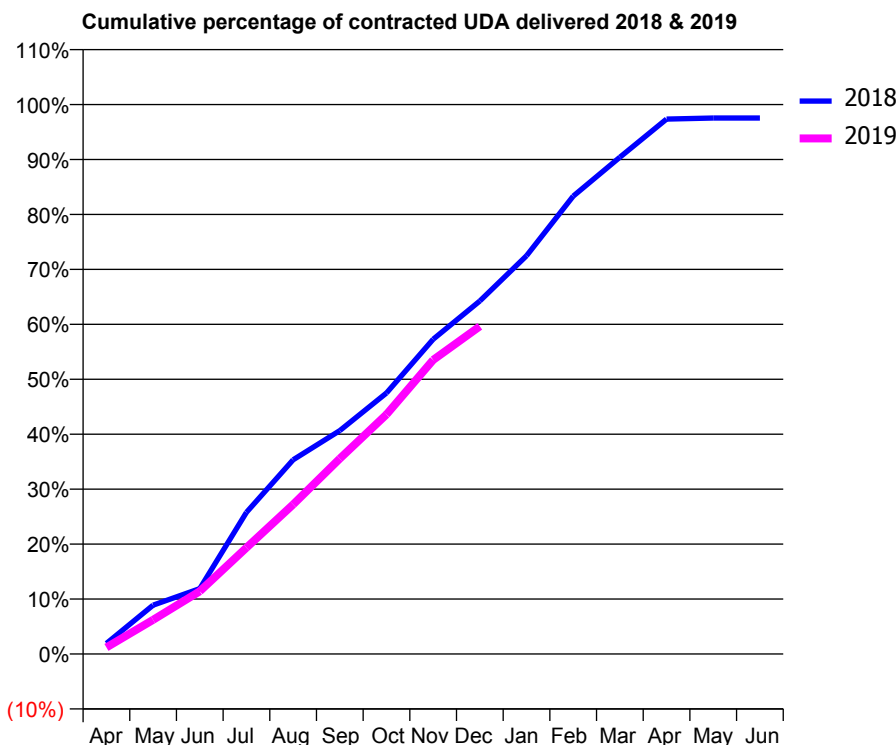
18/19 Contracted general activity (UDA)	1,600
Carry forward general activity (UDA)	39
18/19 Contracted orthodontic activity (UOA)	0
Carry forward orthodontic activity (UOA)	0
Baseline contract value	£39,069.44

ACCESS*

Patients seen in 24 months	Total	Change since previous quarter
Quarter ending December 2017	547	
Quarter ending March 2018	526	↓
Quarter ending June 2018	506	↓
Quarter ending September 2018	497	↓
Quarter ending December 2018	492	↓
Variance since December 2017	(10.1%)	↓



ACTIVITY



Adjusted Scheduled Activity (UDA)		
Month	2018	2019
April	31	19
May	142	100
June	191	183
July	413	310
August	566	435
September	651	569
October	760	697
November	916	856
December	1,028	954
January	1,160	
February	1,333	
March	1,446	
April	1,558	
May	1,561	
June	1,561	

QUALITY

	Quantity	Base Number	Contract	AT	Region	England
% of FP17s for the same patient ID Re-attending within 3 months - Children	62	378	16.4%	11.3%	11.3%	11.8%
% of FP17s for the same patient ID Re-attending within 3 months - Adults	22	93	23.7%	16.1%	15.3%	15.6%
% of FP17s for the same patient ID Re-attending between 3 & 9 months - Children	181	378	47.9%	55.6%	61.1%	58.8%
% of FP17s for the same patient ID Re-attending between 3 & 9 months - Adults	40	93	43.0%	48.8%	52.4%	51.0%
% of FP17s for Band 1 Urgent Courses	26	432	6.0%	10.0%	9.5%	9.0%
% of FP17s Relating to Free Repair or Replacements	0	432	0.0%	0.5%	0.7%	0.8%
% of FP17s Relating to Continuations	0	432	0.0%	0.7%	0.8%	0.9%
% of Patients satisfied with the dentistry they have received	0	0	N/A	92.6%	93.1%	93.2%
% of Patients satisfied with the time they had to wait for an appointment	0	0	N/A	87.4%	87.8%	88.3%

* This is based on patients treated on this contract for their most recent course of treatment. Figures in italics indicate the base number of FP17s or Patient Questionnaire responses are less than 100. N/A is shown where the base number of responses is less than 10 during the period. % is calculated as Quantity/Base number*100

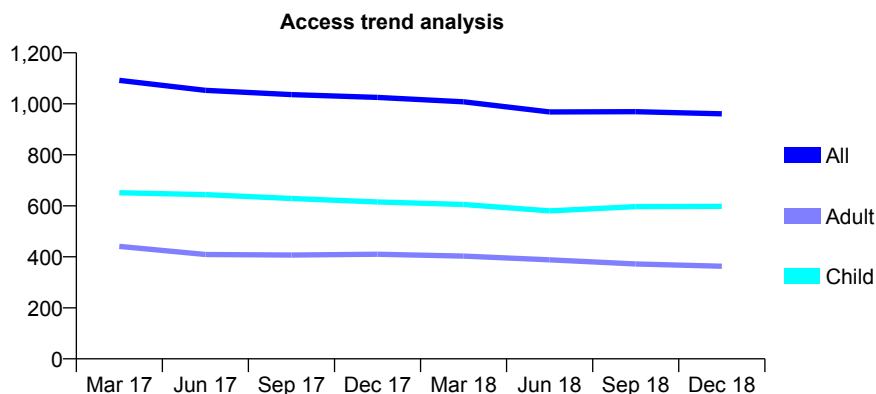
Q67 - Vital Signs At a Glance Contract Report for 249130/0001 - December 2018

Name or company name	MISS S PATEL
Contract type name	GDS Contract
Purpose of contract	General
Contract start date	12/05/2014
Contract end date	

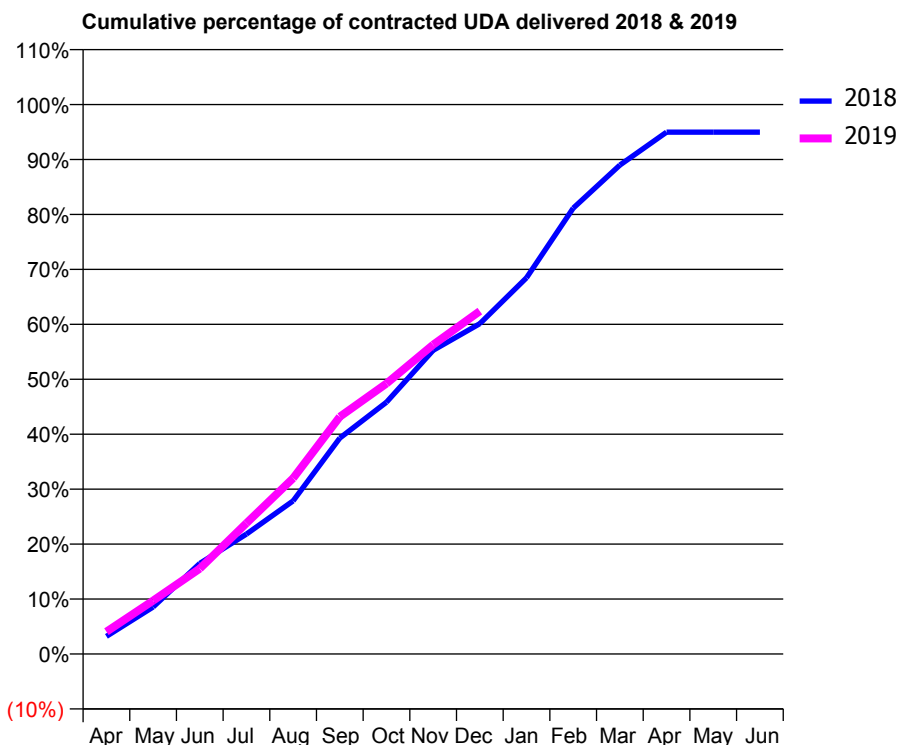
18/19 Contracted general activity (UDA)	4,033
Carry forward general activity (UDA)	0
18/19 Contracted orthodontic activity (UOA)	0
Carry forward orthodontic activity (UOA)	0
Baseline contract value	£122,114.92

ACCESS*

Patients seen in 24 months	Total	Change since previous quarter
Quarter ending December 2017	1,025	
Quarter ending March 2018	1,008	↓
Quarter ending June 2018	968	↓
Quarter ending September 2018	969	→
Quarter ending December 2018	961	→
Variance since December 2017	(6.2%)	↓



ACTIVITY



Adjusted Scheduled Activity (UDA)		
Month	2018	2019
April	146	164
May	389	392
June	750	627
July	993	961
August	1,268	1,290
September	1,788	1,741
October	2,086	1,986
November	2,514	2,270
December	2,735	2,517
January	3,116	
February	3,692	
March	4,049	
April	4,321	
May	4,321	
June	4,321	

QUALITY

	Quantity	Base Number	Contract	AT	Region	England
% of FP17s for the same patient ID Re-attending within 3 months - Children	46	654	7.0%	11.3%	11.3%	11.8%
% of FP17s for the same patient ID Re-attending within 3 months - Adults	37	302	12.3%	16.1%	15.3%	15.6%
% of FP17s for the same patient ID Re-attending between 3 & 9 months - Children	405	654	61.9%	55.6%	61.1%	58.8%
% of FP17s for the same patient ID Re-attending between 3 & 9 months - Adults	172	302	57.0%	48.8%	52.4%	51.0%
% of FP17s for Band 1 Urgent Courses	34	897	3.8%	10.0%	9.5%	9.0%
% of FP17s Relating to Free Repair or Replacements	1	897	0.1%	0.5%	0.7%	0.8%
% of FP17s Relating to Continuations	5	897	0.6%	0.7%	0.8%	0.9%
% of Patients satisfied with the dentistry they have received	0	0	N/A	92.6%	93.1%	93.2%
% of Patients satisfied with the time they had to wait for an appointment	0	0	N/A	87.4%	87.8%	88.3%

* This is based on patients treated on this contract for their most recent course of treatment. Figures in italics indicate the base number of FP17s or Patient Questionnaire responses are less than 100. N/A is shown where the base number of responses is less than 10 during the period. % is calculated as Quantity/Base number*100

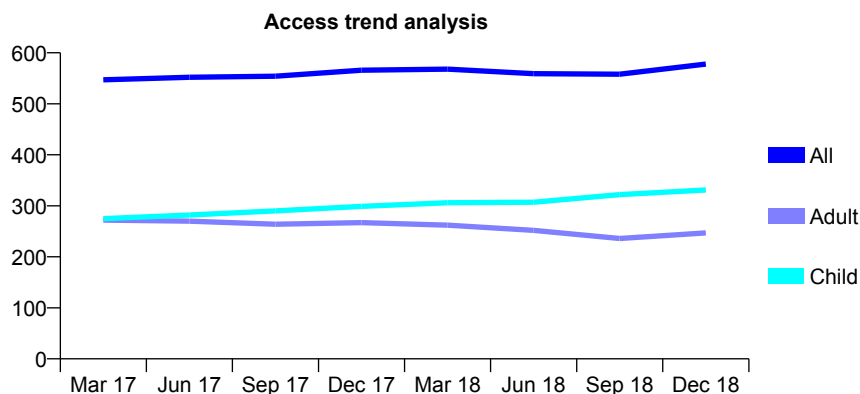
Q67 - Vital Signs At a Glance Contract Report for 261378/0001 - December 2018

Name or company name	MS OM FULMYK
Contract type name	GDS Contract
Purpose of contract	General
Contract start date	01/06/2015
Contract end date	

18/19 Contracted general activity (UDA)	1,050
Carry forward general activity (UDA)	0
18/19 Contracted orthodontic activity (UOA)	0
Carry forward orthodontic activity (UOA)	0
Baseline contract value	£26,401.81

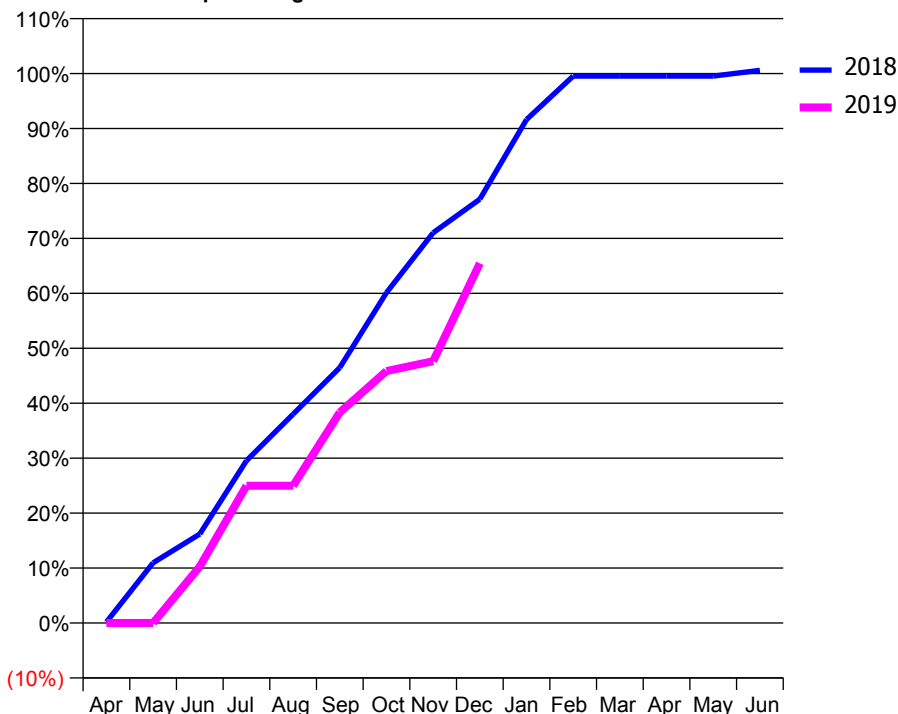
ACCESS*

Patients seen in 24 months	Total	Change since previous quarter
Quarter ending December 2017	566	
Quarter ending March 2018	568	→
Quarter ending June 2018	559	↓
Quarter ending September 2018	558	→
Quarter ending December 2018	578	↑
Variance since December 2017	2.1%	↑



ACTIVITY

Cumulative percentage of contracted UDA delivered 2018 & 2019



Month	Adjusted Scheduled Activity (UDA)	
	2018	2019
April	2	0
May	115	0
June	170	108
July	310	262
August	399	262
September	488	402
October	631	481
November	746	500
December	810	687
January	962	
February	1,045	
March	1,045	
April	1,045	
May	1,045	
June	1,056	

QUALITY

	Quantity	Base Number	Contract	AT	Region	England
% of FP17s for the same patient ID Re-attending within 3 months - Children	18	353	5.1%	11.3%	11.3%	11.8%
% of FP17s for the same patient ID Re-attending within 3 months - Adults	5	158	3.2%	16.1%	15.3%	15.6%
% of FP17s for the same patient ID Re-attending between 3 & 9 months - Children	175	353	49.6%	55.6%	61.1%	58.8%
% of FP17s for the same patient ID Re-attending between 3 & 9 months - Adults	52	158	32.9%	48.8%	52.4%	51.0%
% of FP17s for Band 1 Urgent Courses	2	460	0.4%	10.0%	9.5%	9.0%
% of FP17s Relating to Free Repair or Replacements	0	460	0.0%	0.5%	0.7%	0.8%
% of FP17s Relating to Continuations	2	460	0.4%	0.7%	0.8%	0.9%
% of Patients satisfied with the dentistry they have received	1	1	N/A	92.6%	93.1%	93.2%
% of Patients satisfied with the time they had to wait for an appointment	1	1	N/A	87.4%	87.8%	88.3%

* This is based on patients treated on this contract for their most recent course of treatment. Figures in italics indicate the base number of FP17s or Patient Questionnaire responses are less than 100. N/A is shown where the base number of responses is less than 10 during the period. % is calculated as Quantity/Base number*100

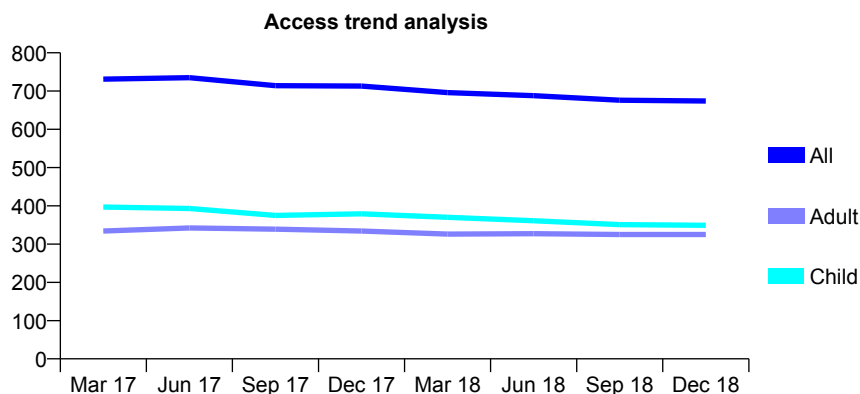
Q67 - Vital Signs At a Glance Contract Report for 261653/0001 - December 2018

Name or company name	MR M EBRAHIMI HONARVAR
Contract type name	GDS Contract
Purpose of contract	General
Contract start date	01/04/2006
Contract end date	

18/19 Contracted general activity (UDA)	2,010
Carry forward general activity (UDA)	0
18/19 Contracted orthodontic activity (UOA)	0
Carry forward orthodontic activity (UOA)	0
Baseline contract value	£50,540.59

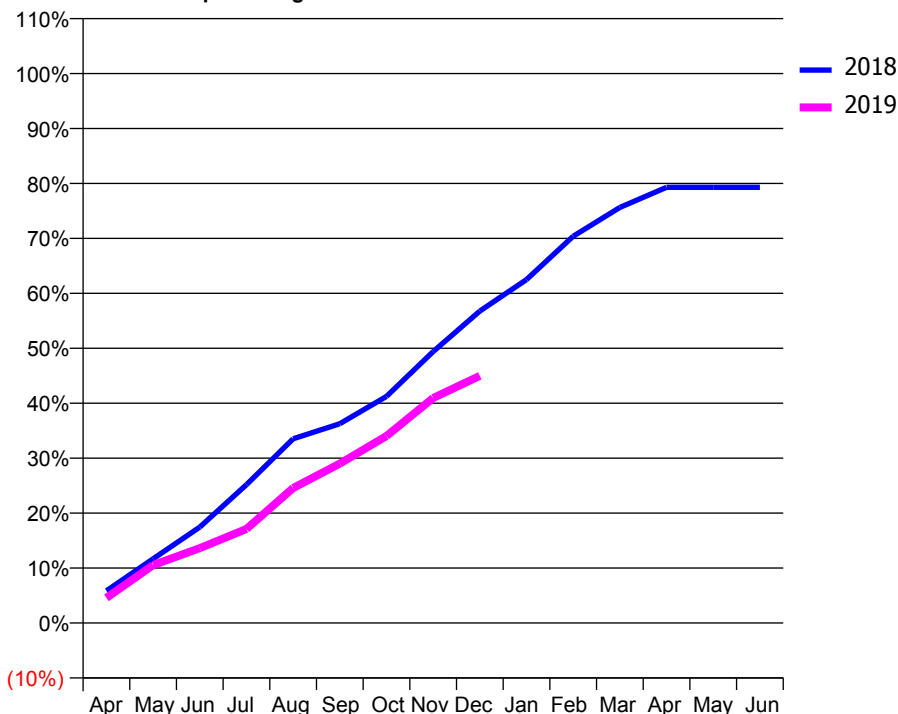
ACCESS*

Patients seen in 24 months	Total	Change since previous quarter
Quarter ending December 2017	713	
Quarter ending March 2018	696	↓
Quarter ending June 2018	688	↓
Quarter ending September 2018	676	↓
Quarter ending December 2018	674	→
Variance since December 2017	(5.5%)	↓



ACTIVITY

Cumulative percentage of contracted UDA delivered 2018 & 2019



Month	Adjusted Scheduled Activity (UDA)	
	2018	2019
April	118	92
May	235	212
June	351	274
July	506	344
August	674	494
September	729	583
October	829	684
November	993	823
December	1,141	904
January	1,256	
February	1,415	
March	1,520	
April	1,594	
May	1,594	
June	1,594	

QUALITY

	Quantity	Base Number	Contract	AT	Region	England
% of FP17s for the same patient ID Re-attending within 3 months - Children	14	377	3.7%	11.3%	11.3%	11.8%
% of FP17s for the same patient ID Re-attending within 3 months - Adults	16	312	5.1%	16.1%	15.3%	15.6%
% of FP17s for the same patient ID Re-attending between 3 & 9 months - Children	254	377	67.4%	55.6%	61.1%	58.8%
% of FP17s for the same patient ID Re-attending between 3 & 9 months - Adults	230	312	73.7%	48.8%	52.4%	51.0%
% of FP17s for Band 1 Urgent Courses	0	644	0.0%	10.0%	9.5%	9.0%
% of FP17s Relating to Free Repair or Replacements	0	644	0.0%	0.5%	0.7%	0.8%
% of FP17s Relating to Continuations	6	644	0.9%	0.7%	0.8%	0.9%
% of Patients satisfied with the dentistry they have received	1	1	N/A	92.6%	93.1%	93.2%
% of Patients satisfied with the time they had to wait for an appointment	1	1	N/A	87.4%	87.8%	88.3%

* This is based on patients treated on this contract for their most recent course of treatment. Figures in italics indicate the base number of FP17s or Patient Questionnaire responses are less than 100. N/A is shown where the base number of responses is less than 10 during the period. % is calculated as Quantity/Base number*100

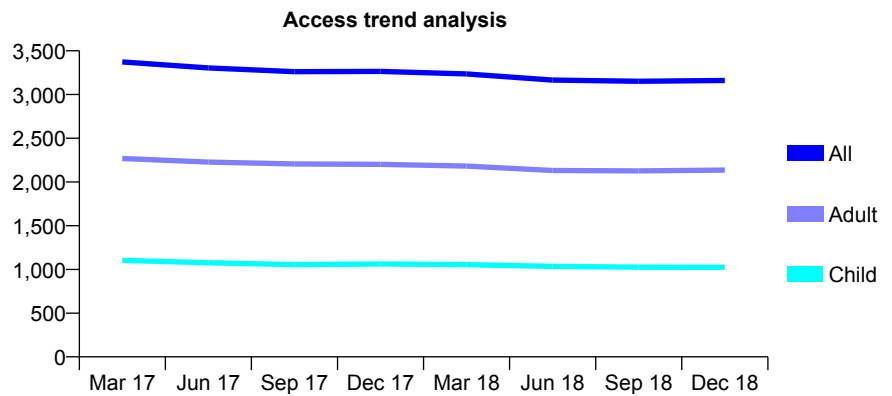
Q67 - Vital Signs At a Glance Contract Report for 263893/0001 - December 2018

Name or company name	MR SH DATTANI
Contract type name	GDS Contract
Purpose of contract	General
Contract start date	01/04/2006
Contract end date	

18/19 Contracted general activity (UDA)	12,028
Carry forward general activity (UDA)	0
18/19 Contracted orthodontic activity (UOA)	0
Carry forward orthodontic activity (UOA)	0
Baseline contract value	£334,632.75

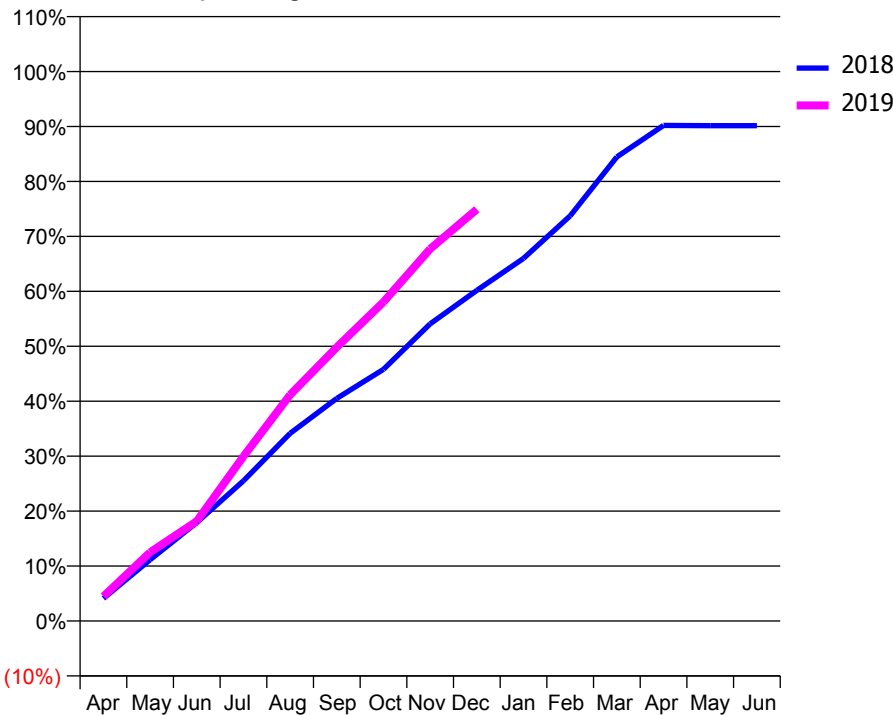
ACCESS*

Patients seen in 24 months	Total	Change since previous quarter
Quarter ending December 2017	3,264	
Quarter ending March 2018	3,236	→
Quarter ending June 2018	3,165	↓
Quarter ending September 2018	3,152	→
Quarter ending December 2018	3,160	→
Variance since December 2017	(3.2%)	↓



ACTIVITY

Cumulative percentage of contracted UDA delivered 2018 & 2019



Month	Adjusted Scheduled Activity (UDA)	
	2018	2019
April	496	539
May	1,342	1,503
June	2,154	2,183
July	3,069	3,603
August	4,109	4,952
September	4,874	5,995
October	5,508	6,982
November	6,505	8,146
December	7,238	9,011
January	7,939	
February	8,868	
March	10,158	
April	10,849	
May	10,841	
June	10,841	

QUALITY

	Quantity	Base Number	Contract	AT	Region	England
% of FP17s for the same patient ID Re-attending within 3 months - Children	109	1,320	8.3%	11.3%	11.3%	11.8%
% of FP17s for the same patient ID Re-attending within 3 months - Adults	323	2,659	12.1%	16.1%	15.3%	15.6%
% of FP17s for the same patient ID Re-attending between 3 & 9 months - Children	955	1,320	72.3%	55.6%	61.1%	58.8%
% of FP17s for the same patient ID Re-attending between 3 & 9 months - Adults	1,830	2,659	68.8%	48.8%	52.4%	51.0%
% of FP17s for Band 1 Urgent Courses	225	3,720	6.0%	10.0%	9.5%	9.0%
% of FP17s Relating to Free Repair or Replacements	12	3,720	0.3%	0.5%	0.7%	0.8%
% of FP17s Relating to Continuations	47	3,720	1.3%	0.7%	0.8%	0.9%
% of Patients satisfied with the dentistry they have received	3	3	N/A	92.6%	93.1%	93.2%
% of Patients satisfied with the time they had to wait for an appointment	3	3	N/A	87.4%	87.8%	88.3%

* This is based on patients treated on this contract for their most recent course of treatment. Figures in italics indicate the base number of FP17s or Patient Questionnaire responses are less than 100. N/A is shown where the base number of responses is less than 10 during the period. % is calculated as Quantity/Base number*100

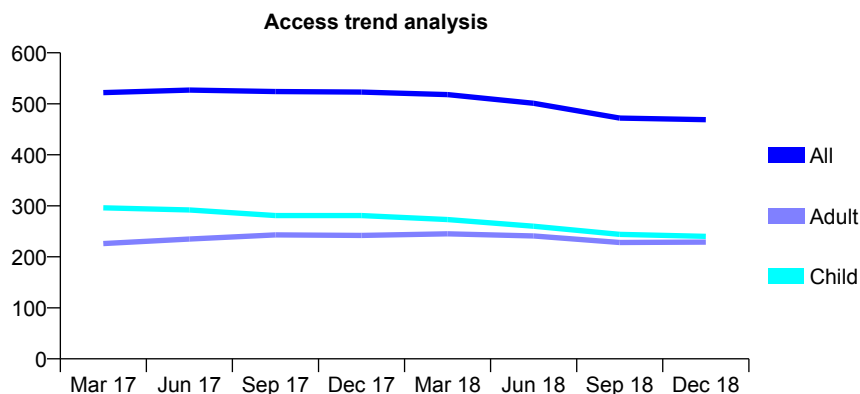
Q67 - Vital Signs At a Glance Contract Report for 270431/0001 - December 2018

Name or company name	MISS H VARAITCH
Contract type name	GDS Contract
Purpose of contract	General
Contract start date	01/02/2012
Contract end date	

18/19 Contracted general activity (UDA)	1,953
Carry forward general activity (UDA)	0
18/19 Contracted orthodontic activity (UOA)	0
Carry forward orthodontic activity (UOA)	0
Baseline contract value	£49,107.36

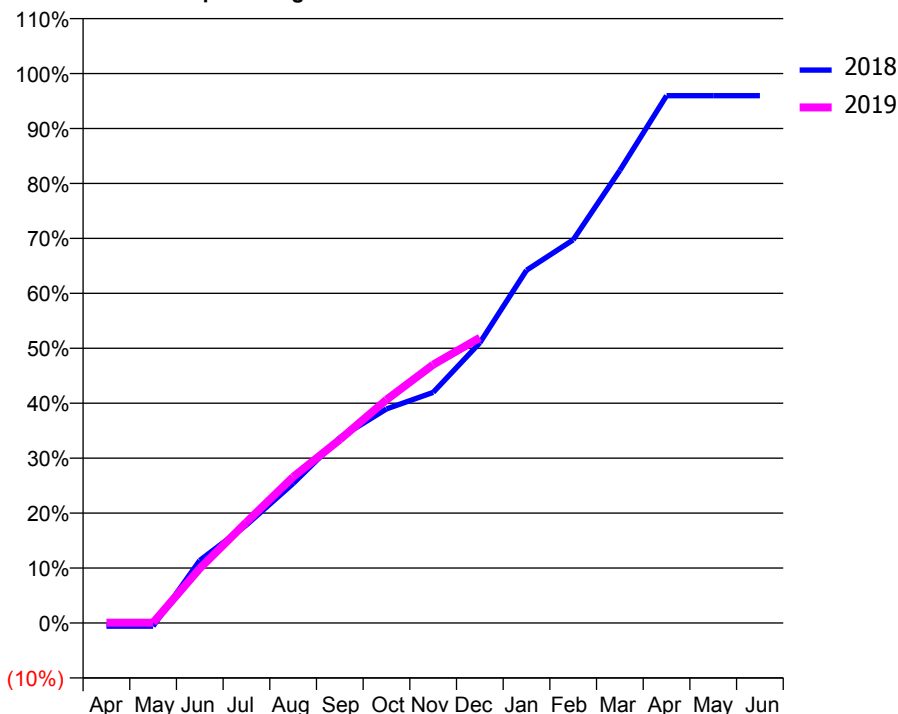
ACCESS*

Patients seen in 24 months	Total	Change since previous quarter
Quarter ending December 2017	523	
Quarter ending March 2018	518	→
Quarter ending June 2018	501	↓
Quarter ending September 2018	472	↓
Quarter ending December 2018	469	→
Variance since December 2017	(10.3%)	↓



ACTIVITY

Cumulative percentage of contracted UDA delivered 2018 & 2019



Adjusted Scheduled Activity (UDA)		
Month	2018	2019
April	-12	1
May	-12	1
June	223	194
July	348	359
August	496	519
September	659	652
October	761	793
November	820	918
December	996	1,014
January	1,254	
February	1,362	
March	1,609	
April	1,874	
May	1,874	
June	1,874	

QUALITY

	Quantity	Base Number	Contract	AT	Region	England
% of FP17s for the same patient ID Re-attending within 3 months - Children	22	286	7.7%	11.3%	11.3%	11.8%
% of FP17s for the same patient ID Re-attending within 3 months - Adults	48	234	20.5%	16.1%	15.3%	15.6%
% of FP17s for the same patient ID Re-attending between 3 & 9 months - Children	201	286	70.3%	55.6%	61.1%	58.8%
% of FP17s for the same patient ID Re-attending between 3 & 9 months - Adults	135	234	57.7%	48.8%	52.4%	51.0%
% of FP17s for Band 1 Urgent Courses	30	446	6.7%	10.0%	9.5%	9.0%
% of FP17s Relating to Free Repair or Replacements	5	446	1.1%	0.5%	0.7%	0.8%
% of FP17s Relating to Continuations	0	446	0.0%	0.7%	0.8%	0.9%
% of Patients satisfied with the dentistry they have received	0	0	N/A	92.6%	93.1%	93.2%
% of Patients satisfied with the time they had to wait for an appointment	0	0	N/A	87.4%	87.8%	88.3%

* This is based on patients treated on this contract for their most recent course of treatment. Figures in italics indicate the base number of FP17s or Patient Questionnaire responses are less than 100. N/A is shown where the base number of responses is less than 10 during the period. % is calculated as Quantity/Base number*100

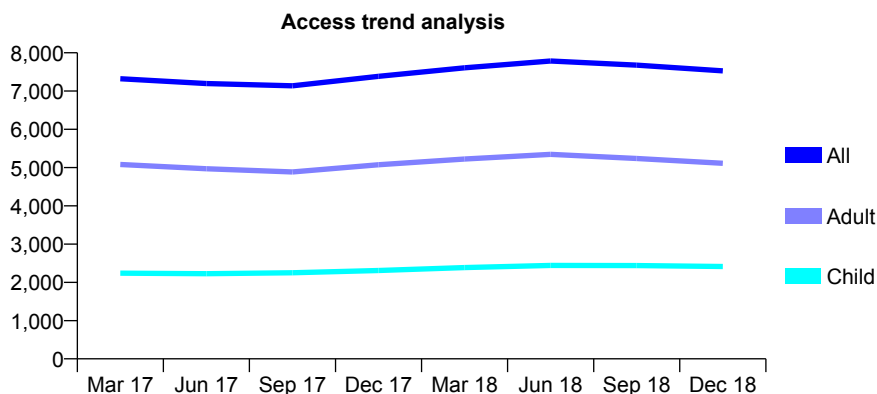
Q67 - Vital Signs At a Glance Contract Report for 279625/0002 - December 2018

Name or company name	MR BS SIDHU
Contract type name	GDS Contract
Purpose of contract	General
Contract start date	01/09/2009
Contract end date	

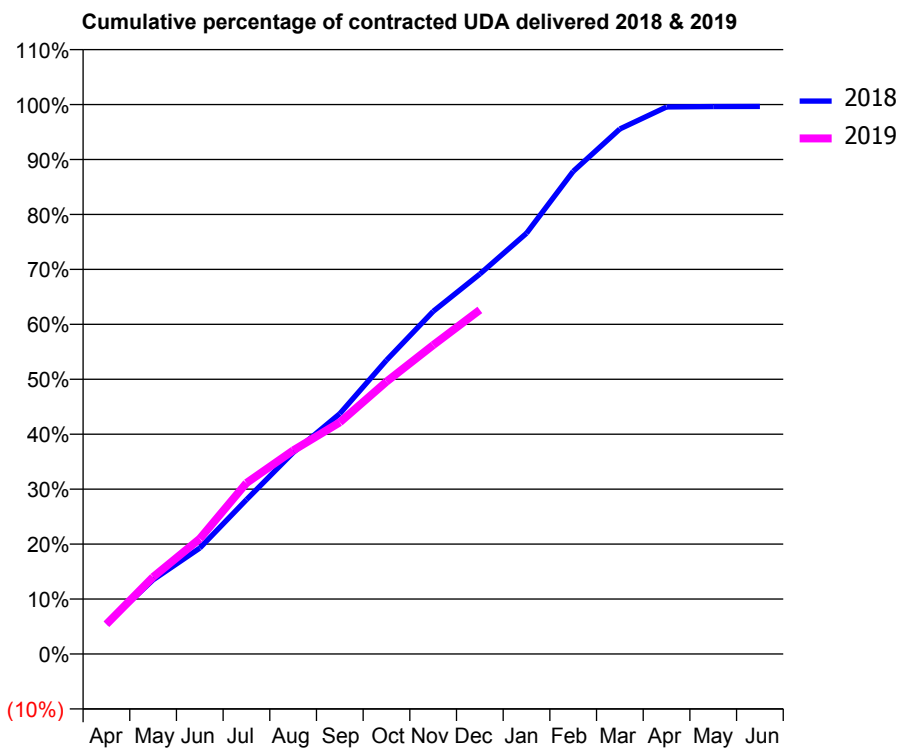
18/19 Contracted general activity (UDA)	21,684
Carry forward general activity (UDA)	77
18/19 Contracted orthodontic activity (UOA)	0
Carry forward orthodontic activity (UOA)	0
Baseline contract value	£519,458.15

ACCESS*

Patients seen in 24 months	Total	Change since previous quarter
Quarter ending December 2017	7,385	
Quarter ending March 2018	7,609	↑
Quarter ending June 2018	7,786	↑
Quarter ending September 2018	7,677	↓
Quarter ending December 2018	7,526	↓
Variance since December 2017	1.9%	→



ACTIVITY



Month	Adjusted Scheduled Activity (UDA)	
	2018	2019
April	1,188	1,175
May	2,927	3,038
June	4,180	4,552
July	6,090	6,750
August	7,951	8,034
September	9,485	9,141
October	11,593	10,747
November	13,519	12,187
December	14,994	13,579
January	16,603	
February	19,043	
March	20,721	
April	21,586	
May	21,604	
June	21,607	

QUALITY

	Quantity	Base Number	Contract	AT	Region	England
% of FP17s for the same patient ID Re-attending within 3 months - Children	156	2,867	5.4%	11.3%	11.3%	11.8%
% of FP17s for the same patient ID Re-attending within 3 months - Adults	902	5,479	16.5%	16.1%	15.3%	15.6%
% of FP17s for the same patient ID Re-attending between 3 & 9 months - Children	1,963	2,867	68.5%	55.6%	61.1%	58.8%
% of FP17s for the same patient ID Re-attending between 3 & 9 months - Adults	2,777	5,479	50.7%	48.8%	52.4%	51.0%
% of FP17s for Band 1 Urgent Courses	921	7,934	11.6%	10.0%	9.5%	9.0%
% of FP17s Relating to Free Repair or Replacements	13	7,934	0.2%	0.5%	0.7%	0.8%
% of FP17s Relating to Continuations	55	7,934	0.7%	0.7%	0.8%	0.9%
% of Patients satisfied with the dentistry they have received	7	7	N/A	92.6%	93.1%	93.2%
% of Patients satisfied with the time they had to wait for an appointment	7	7	N/A	87.4%	87.8%	88.3%

* This is based on patients treated on this contract for their most recent course of treatment. Figures in italics indicate the base number of FP17s or Patient Questionnaire responses are less than 100. N/A is shown where the base number of responses is less than 10 during the period. % is calculated as Quantity/Base number*100

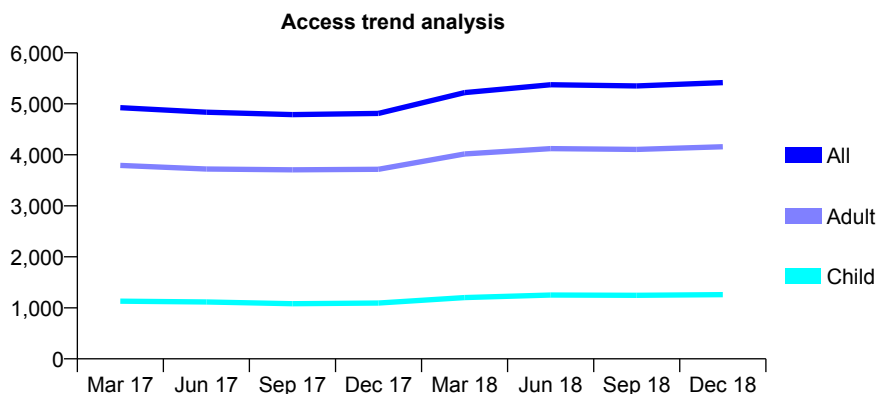
Q67 - Vital Signs At a Glance Contract Report for 280240/0001 - December 2018

Name or company name	MR SA BANVIR
Contract type name	GDS Contract
Purpose of contract	General
Contract start date	01/01/2015
Contract end date	

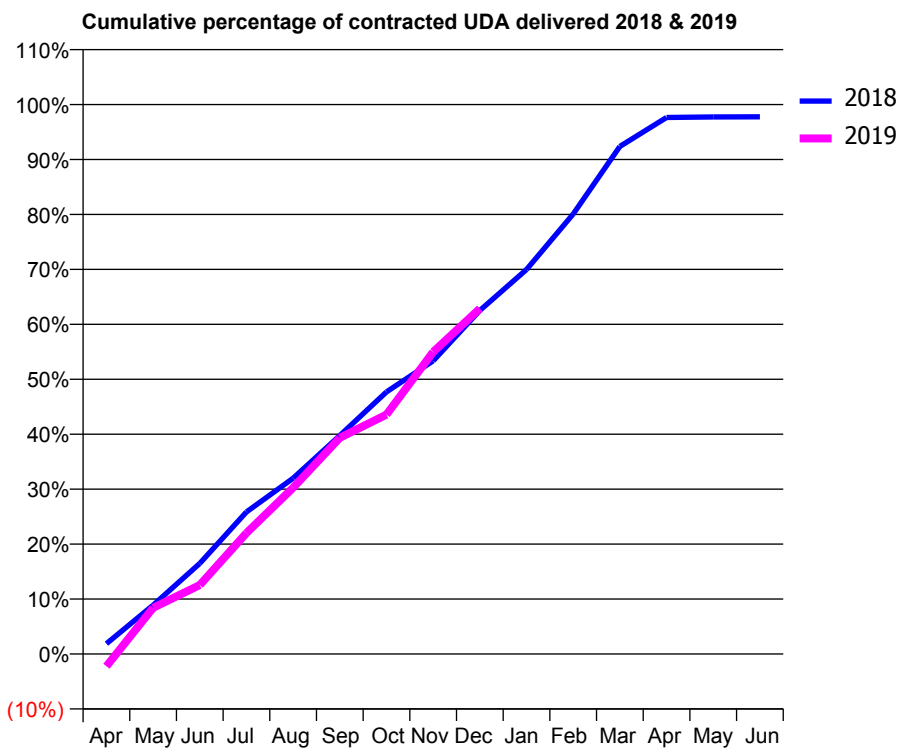
18/19 Contracted general activity (UDA)	16,057
Carry forward general activity (UDA)	360
18/19 Contracted orthodontic activity (UOA)	0
Carry forward orthodontic activity (UOA)	0
Baseline contract value	£421,088.86

ACCESS*

Patients seen in 24 months	Total	Change since previous quarter
Quarter ending December 2017	4,812	
Quarter ending March 2018	5,219	↑
Quarter ending June 2018	5,373	↑
Quarter ending September 2018	5,351	→
Quarter ending December 2018	5,415	→
Variance since December 2017	12.5%	↑



ACTIVITY



Month	Adjusted Scheduled Activity (UDA)	
	2018	2019
April	302	-360
May	1,426	1,349
June	2,649	2,015
July	4,152	3,535
August	5,136	4,860
September	6,386	6,319
October	7,657	6,997
November	8,568	8,827
December	10,038	10,093
January	11,235	
February	12,858	
March	14,830	
April	15,677	
May	15,692	
June	15,697	

QUALITY

	Quantity	Base Number	Contract	AT	Region	England
% of FP17s for the same patient ID Re-attending within 3 months - Children	116	1,413	8.2%	11.3%	11.3%	11.8%
% of FP17s for the same patient ID Re-attending within 3 months - Adults	882	4,942	17.8%	16.1%	15.3%	15.6%
% of FP17s for the same patient ID Re-attending between 3 & 9 months - Children	835	1,413	59.1%	55.6%	61.1%	58.8%
% of FP17s for the same patient ID Re-attending between 3 & 9 months - Adults	2,901	4,942	58.7%	48.8%	52.4%	51.0%
% of FP17s for Band 1 Urgent Courses	784	5,977	13.1%	10.0%	9.5%	9.0%
% of FP17s Relating to Free Repair or Replacements	51	5,977	0.9%	0.5%	0.7%	0.8%
% of FP17s Relating to Continuations	59	5,977	1.0%	0.7%	0.8%	0.9%
% of Patients satisfied with the dentistry they have received	6	6	N/A	92.6%	93.1%	93.2%
% of Patients satisfied with the time they had to wait for an appointment	6	6	N/A	87.4%	87.8%	88.3%

* This is based on patients treated on this contract for their most recent course of treatment. Figures in italics indicate the base number of FP17s or Patient Questionnaire responses are less than 100. N/A is shown where the base number of responses is less than 10 during the period. % is calculated as Quantity/Base number*100

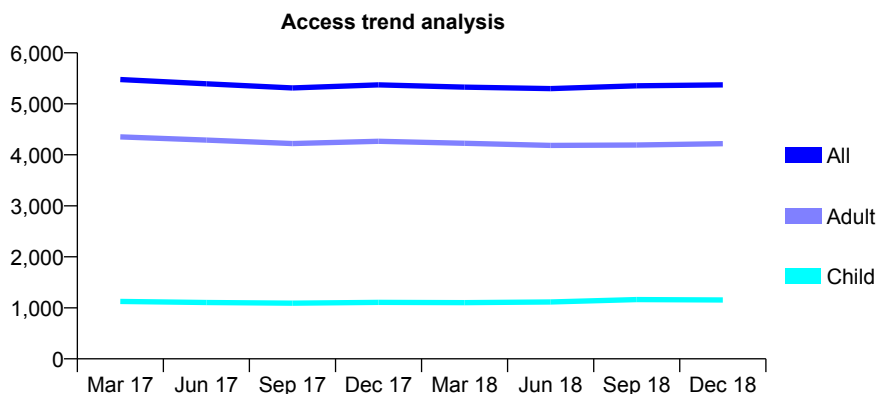
Q67 - Vital Signs At a Glance Contract Report for 281492/0001 - December 2018

Name or company name	MS C TULLURI
Contract type name	GDS Contract
Purpose of contract	General
Contract start date	12/03/2015
Contract end date	

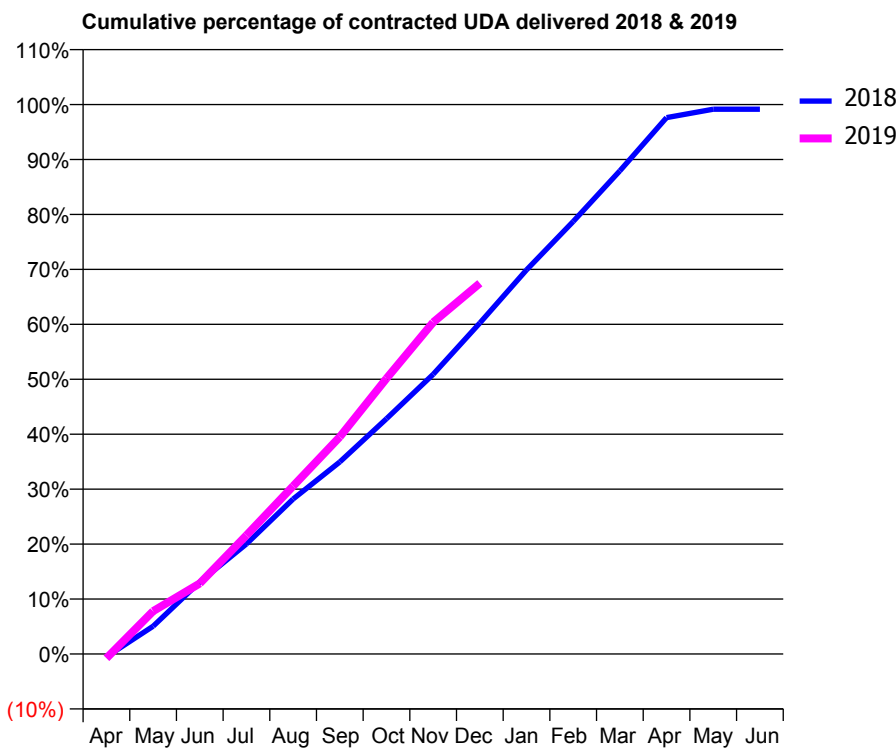
18/19 Contracted general activity (UDA)	12,653
Carry forward general activity (UDA)	109
18/19 Contracted orthodontic activity (UOA)	0
Carry forward orthodontic activity (UOA)	0
Baseline contract value	£318,154.35

ACCESS*

Patients seen in 24 months	Total	Change since previous quarter
Quarter ending December 2017	5,371	
Quarter ending March 2018	5,328	→
Quarter ending June 2018	5,299	→
Quarter ending September 2018	5,354	→
Quarter ending December 2018	5,371	→
Variance since December 2017	0.0%	→



ACTIVITY



Month	Adjusted Scheduled Activity (UDA)	
	2018	2019
April	-66	-100
May	642	989
June	1,660	1,625
July	2,535	2,735
August	3,570	3,866
September	4,424	5,001
October	5,417	6,346
November	6,441	7,636
December	7,621	8,536
January	8,845	
February	9,960	
March	11,125	
April	12,351	
May	12,543	
June	12,544	

QUALITY

	Quantity	Base Number	Contract	AT	Region	England
% of FP17s for the same patient ID Re-attending within 3 months - Children	46	1,062	4.3%	11.3%	11.3%	11.8%
% of FP17s for the same patient ID Re-attending within 3 months - Adults	257	3,518	7.3%	16.1%	15.3%	15.6%
% of FP17s for the same patient ID Re-attending between 3 & 9 months - Children	369	1,062	34.7%	55.6%	61.1%	58.8%
% of FP17s for the same patient ID Re-attending between 3 & 9 months - Adults	1,210	3,518	34.4%	48.8%	52.4%	51.0%
% of FP17s for Band 1 Urgent Courses	238	3,979	6.0%	10.0%	9.5%	9.0%
% of FP17s Relating to Free Repair or Replacements	5	3,979	0.1%	0.5%	0.7%	0.8%
% of FP17s Relating to Continuations	4	3,979	0.1%	0.7%	0.8%	0.9%
% of Patients satisfied with the dentistry they have received	7	8	N/A	92.6%	93.1%	93.2%
% of Patients satisfied with the time they had to wait for an appointment	5	8	N/A	87.4%	87.8%	88.3%

* This is based on patients treated on this contract for their most recent course of treatment. Figures in italics indicate the base number of FP17s or Patient Questionnaire responses are less than 100. N/A is shown where the base number of responses is less than 10 during the period. % is calculated as Quantity/Base number*100

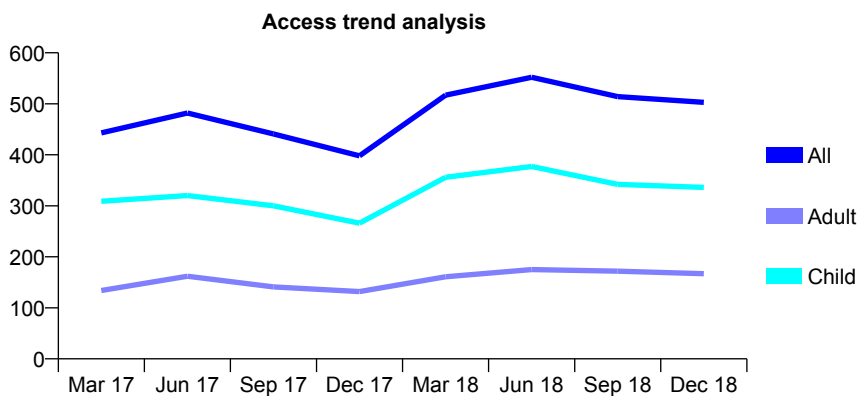
Q67 - Vital Signs At a Glance Contract Report for 300519/0002 - December 2018

Name or company name	MRS C LUPIN
Contract type name	GDS Contract
Purpose of contract	General
Contract start date	27/01/2010
Contract end date	

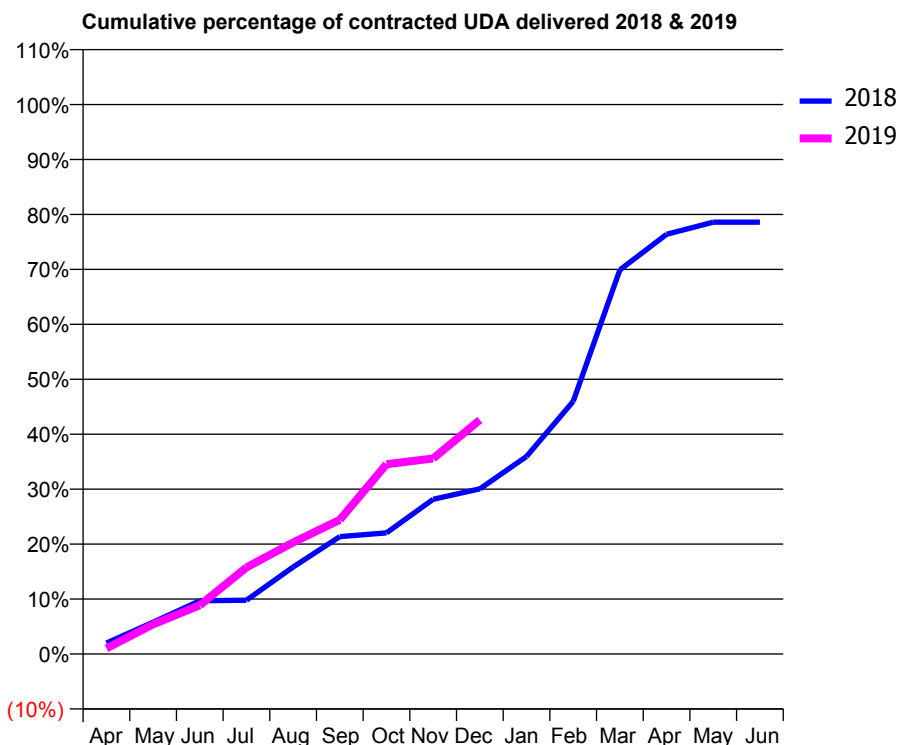
18/19 Contracted general activity (UDA)	900
Carry forward general activity (UDA)	0
18/19 Contracted orthodontic activity (UOA)	0
Carry forward orthodontic activity (UOA)	0
Baseline contract value	£21,126.07

ACCESS*

Patients seen in 24 months	Total	Change since previous quarter
Quarter ending December 2017	398	
Quarter ending March 2018	517	↑
Quarter ending June 2018	552	↑
Quarter ending September 2018	514	↓
Quarter ending December 2018	503	↓
Variance since December 2017	26.4%	↑



ACTIVITY



Adjusted Scheduled Activity (UDA)		
Month	2018	2019
April	18	9
May	52	49
June	87	80
July	88	142
August	142	183
September	192	220
October	198	311
November	253	320
December	270	383
January	324	
February	414	
March	629	
April	687	
May	707	
June	707	

QUALITY

	Quantity	Base Number	Contract	AT	Region	England
% of FP17s for the same patient ID Re-attending within 3 months - Children	9	252	3.6%	11.3%	11.3%	11.8%
% of FP17s for the same patient ID Re-attending within 3 months - Adults	1	79	1.3%	16.1%	15.3%	15.6%
% of FP17s for the same patient ID Re-attending between 3 & 9 months - Children	73	252	29.0%	55.6%	61.1%	58.8%
% of FP17s for the same patient ID Re-attending between 3 & 9 months - Adults	22	79	27.8%	48.8%	52.4%	51.0%
% of FP17s for Band 1 Urgent Courses	7	284	2.5%	10.0%	9.5%	9.0%
% of FP17s Relating to Free Repair or Replacements	0	284	0.0%	0.5%	0.7%	0.8%
% of FP17s Relating to Continuations	0	284	0.0%	0.7%	0.8%	0.9%
% of Patients satisfied with the dentistry they have received	0	0	N/A	92.6%	93.1%	93.2%
% of Patients satisfied with the time they had to wait for an appointment	0	0	N/A	87.4%	87.8%	88.3%

* This is based on patients treated on this contract for their most recent course of treatment. Figures in italics indicate the base number of FP17s or Patient Questionnaire responses are less than 100. N/A is shown where the base number of responses is less than 10 during the period. % is calculated as Quantity/Base number*100

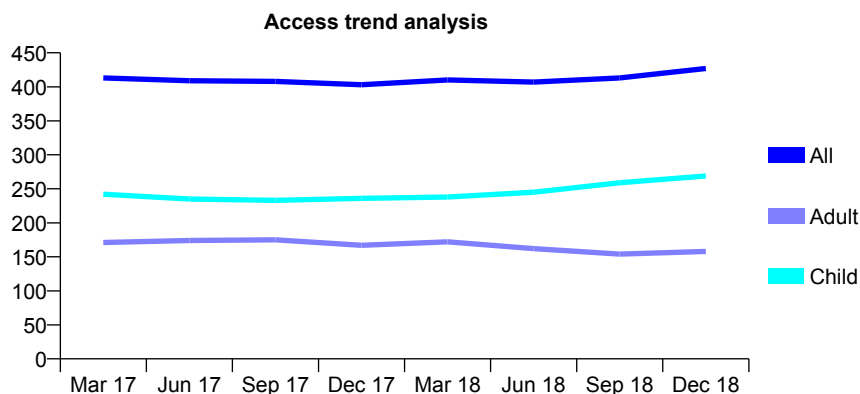
Q67 - Vital Signs At a Glance Contract Report for 308870/0001 - December 2018

Name or company name	Dr H Pankhania trading as Sea Street Dent
Contract type name	GDS Contract
Purpose of contract	General
Contract start date	01/04/2006
Contract end date	

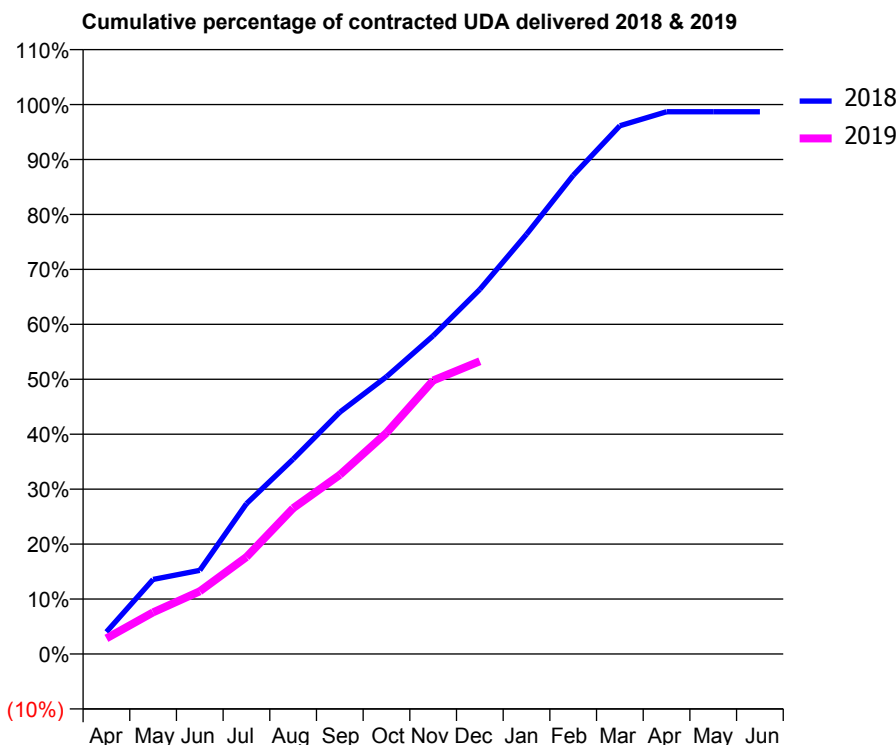
18/19 Contracted general activity (UDA)	1,400
Carry forward general activity (UDA)	18
18/19 Contracted orthodontic activity (UOA)	0
Carry forward orthodontic activity (UOA)	0
Baseline contract value	£32,452.35

ACCESS*

Patients seen in 24 months	Total	Change since previous quarter
Quarter ending December 2017	403	
Quarter ending March 2018	410	→
Quarter ending June 2018	407	→
Quarter ending September 2018	413	→
Quarter ending December 2018	427	↑
Variance since December 2017	6.0%	↑



ACTIVITY



Month	Adjusted Scheduled Activity (UDA)	
	2018	2019
April	56	40
May	190	106
June	213	160
July	383	247
August	497	372
September	616	456
October	707	563
November	811	697
December	929	746
January	1,069	
February	1,220	
March	1,346	
April	1,381	
May	1,381	
June	1,381	

QUALITY

	Quantity	Base Number	Contract	AT	Region	England
% of FP17s for the same patient ID Re-attending within 3 months - Children	19	374	5.1%	11.3%	11.3%	11.8%
% of FP17s for the same patient ID Re-attending within 3 months - Adults	11	133	8.3%	16.1%	15.3%	15.6%
% of FP17s for the same patient ID Re-attending between 3 & 9 months - Children	256	374	68.4%	55.6%	61.1%	58.8%
% of FP17s for the same patient ID Re-attending between 3 & 9 months - Adults	92	133	69.2%	48.8%	52.4%	51.0%
% of FP17s for Band 1 Urgent Courses	10	482	2.1%	10.0%	9.5%	9.0%
% of FP17s Relating to Free Repair or Replacements	0	482	0.0%	0.5%	0.7%	0.8%
% of FP17s Relating to Continuations	0	482	0.0%	0.7%	0.8%	0.9%
% of Patients satisfied with the dentistry they have received	0	0	N/A	92.6%	93.1%	93.2%
% of Patients satisfied with the time they had to wait for an appointment	0	0	N/A	87.4%	87.8%	88.3%

* This is based on patients treated on this contract for their most recent course of treatment. Figures in italics indicate the base number of FP17s or Patient Questionnaire responses are less than 100. N/A is shown where the base number of responses is less than 10 during the period. % is calculated as Quantity/Base number*100

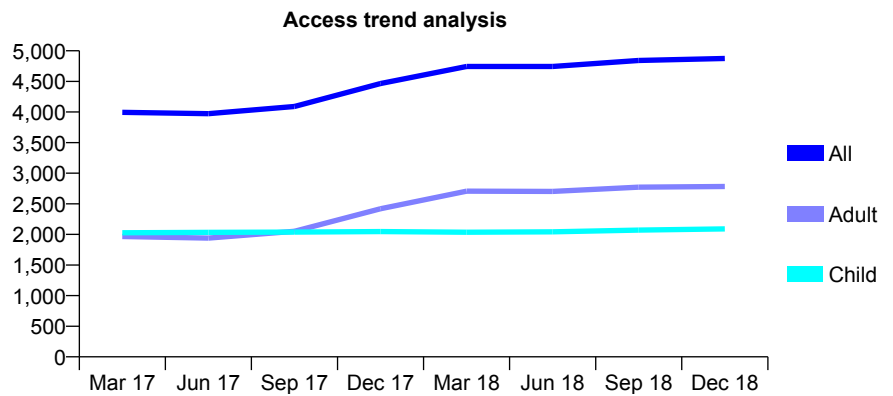
Q67 - Vital Signs At a Glance Contract Report for 317764/0004 - December 2018

Name or company name	Ashley Lupin & Associates Ltd
Contract type name	GDS Contract
Purpose of contract	General
Contract start date	29/03/2010
Contract end date	

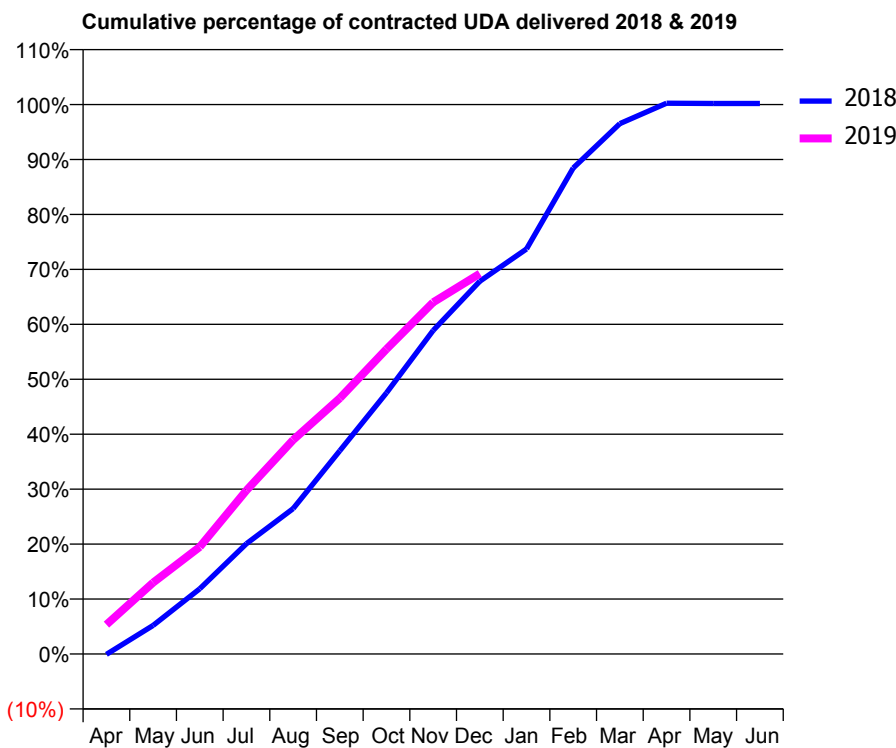
18/19 Contracted general activity (UDA)	16,144
Carry forward general activity (UDA)	0
18/19 Contracted orthodontic activity (UOA)	0
Carry forward orthodontic activity (UOA)	0
Baseline contract value	£410,394.91

ACCESS*

Patients seen in 24 months	Total	Change since previous quarter
Quarter ending December 2017	4,465	
Quarter ending March 2018	4,744	↑
Quarter ending June 2018	4,745	→
Quarter ending September 2018	4,842	↑
Quarter ending December 2018	4,875	→
Variance since December 2017	9.2%	↑



ACTIVITY



Month	Adjusted Scheduled Activity (UDA)	
	2018	2019
April	-14	863
May	838	2,098
June	1,919	3,149
July	3,243	4,811
August	4,274	6,290
September	5,973	7,518
October	7,672	8,957
November	9,506	10,333
December	10,950	11,174
January	11,901	
February	14,278	
March	15,583	
April	16,180	
May	16,173	
June	16,173	

QUALITY

	Quantity	Base Number	Contract	AT	Region	England
% of FP17s for the same patient ID Re-attending within 3 months - Children	181	2,188	8.3%	11.3%	11.3%	11.8%
% of FP17s for the same patient ID Re-attending within 3 months - Adults	409	1,962	20.8%	16.1%	15.3%	15.6%
% of FP17s for the same patient ID Re-attending between 3 & 9 months - Children	1,050	2,188	48.0%	55.6%	61.1%	58.8%
% of FP17s for the same patient ID Re-attending between 3 & 9 months - Adults	727	1,962	37.1%	48.8%	52.4%	51.0%
% of FP17s for Band 1 Urgent Courses	377	3,935	9.6%	10.0%	9.5%	9.0%
% of FP17s Relating to Free Repair or Replacements	15	3,935	0.4%	0.5%	0.7%	0.8%
% of FP17s Relating to Continuations	44	3,935	1.1%	0.7%	0.8%	0.9%
% of Patients satisfied with the dentistry they have received	0	0	N/A	92.6%	93.1%	93.2%
% of Patients satisfied with the time they had to wait for an appointment	0	0	N/A	87.4%	87.8%	88.3%

* This is based on patients treated on this contract for their most recent course of treatment. Figures in italics indicate the base number of FP17s or Patient Questionnaire responses are less than 100. N/A is shown where the base number of responses is less than 10 during the period. % is calculated as Quantity/Base number*100

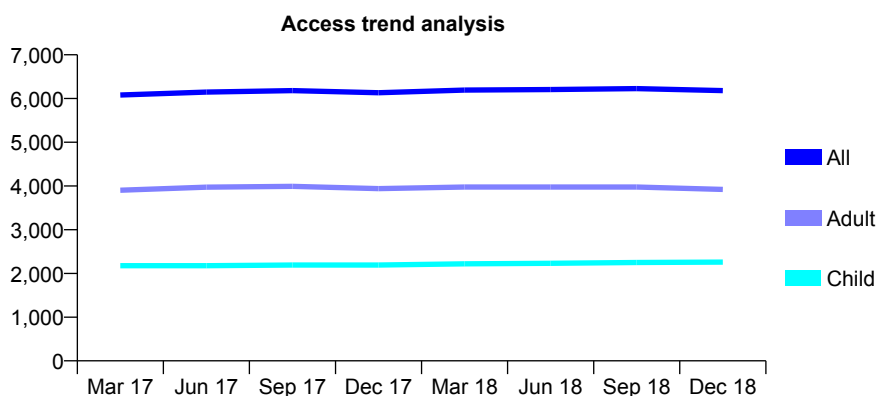
Q67 - Vital Signs At a Glance Contract Report for 318892/0002 - December 2018

Name or company name	MR DP BUSH
Contract type name	GDS Contract
Purpose of contract	General
Contract start date	01/11/2012
Contract end date	

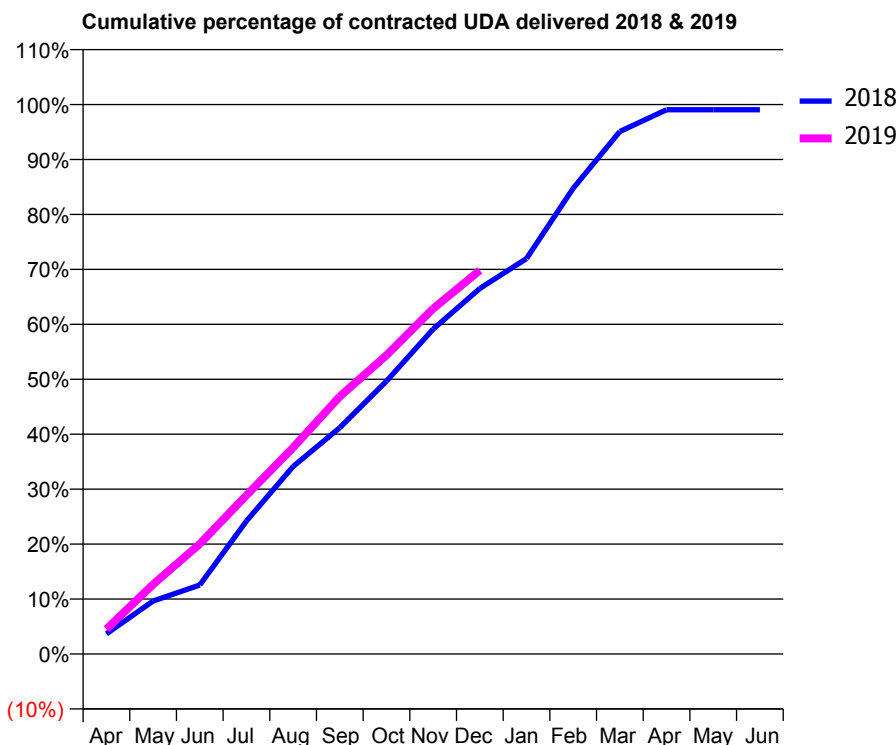
18/19 Contracted general activity (UDA)	14,293
Carry forward general activity (UDA)	138
18/19 Contracted orthodontic activity (UOA)	0
Carry forward orthodontic activity (UOA)	0
Baseline contract value	£359,391.48

ACCESS*

Patients seen in 24 months	Total	Change since previous quarter
Quarter ending December 2017	6,131	
Quarter ending March 2018	6,193	→
Quarter ending June 2018	6,206	→
Quarter ending September 2018	6,226	→
Quarter ending December 2018	6,182	→
Variance since December 2017	0.8%	→



ACTIVITY



Month	Adjusted Scheduled Activity (UDA)	
	2018	2019
April	524	645
May	1,380	1,812
June	1,794	2,864
July	3,458	4,128
August	4,879	5,369
September	5,889	6,699
October	7,099	7,772
November	8,450	8,984
December	9,508	9,979
January	10,285	
February	12,114	
March	13,593	
April	14,155	
May	14,155	
June	14,155	

QUALITY

	Quantity	Base Number	Contract	AT	Region	England
% of FP17s for the same patient ID Re-attending within 3 months - Children	130	2,666	4.9%	11.3%	11.3%	11.8%
% of FP17s for the same patient ID Re-attending within 3 months - Adults	377	3,636	10.4%	16.1%	15.3%	15.6%
% of FP17s for the same patient ID Re-attending between 3 & 9 months - Children	1,747	2,666	65.5%	55.6%	61.1%	58.8%
% of FP17s for the same patient ID Re-attending between 3 & 9 months - Adults	2,017	3,636	55.5%	48.8%	52.4%	51.0%
% of FP17s for Band 1 Urgent Courses	402	6,014	6.7%	10.0%	9.5%	9.0%
% of FP17s Relating to Free Repair or Replacements	32	6,014	0.5%	0.5%	0.7%	0.8%
% of FP17s Relating to Continuations	10	6,014	0.2%	0.7%	0.8%	0.9%
% of Patients satisfied with the dentistry they have received	6	6	N/A	92.6%	93.1%	93.2%
% of Patients satisfied with the time they had to wait for an appointment	5	6	N/A	87.4%	87.8%	88.3%

* This is based on patients treated on this contract for their most recent course of treatment. Figures in italics indicate the base number of FP17s or Patient Questionnaire responses are less than 100. N/A is shown where the base number of responses is less than 10 during the period. % is calculated as Quantity/Base number*100

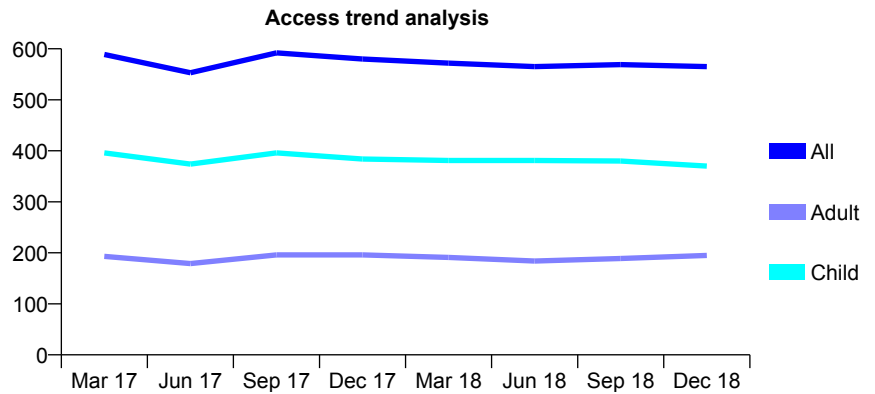
Q67 - Vital Signs At a Glance Contract Report for 319406/0001 - December 2018

Name or company name	Kreate Dental (Partnership)
Contract type name	GDS Contract
Purpose of contract	General
Contract start date	01/04/2006
Contract end date	

18/19 Contracted general activity (UDA)	1,400
Carry forward general activity (UDA)	0
18/19 Contracted orthodontic activity (UOA)	0
Carry forward orthodontic activity (UOA)	0
Baseline contract value	£35,202.41

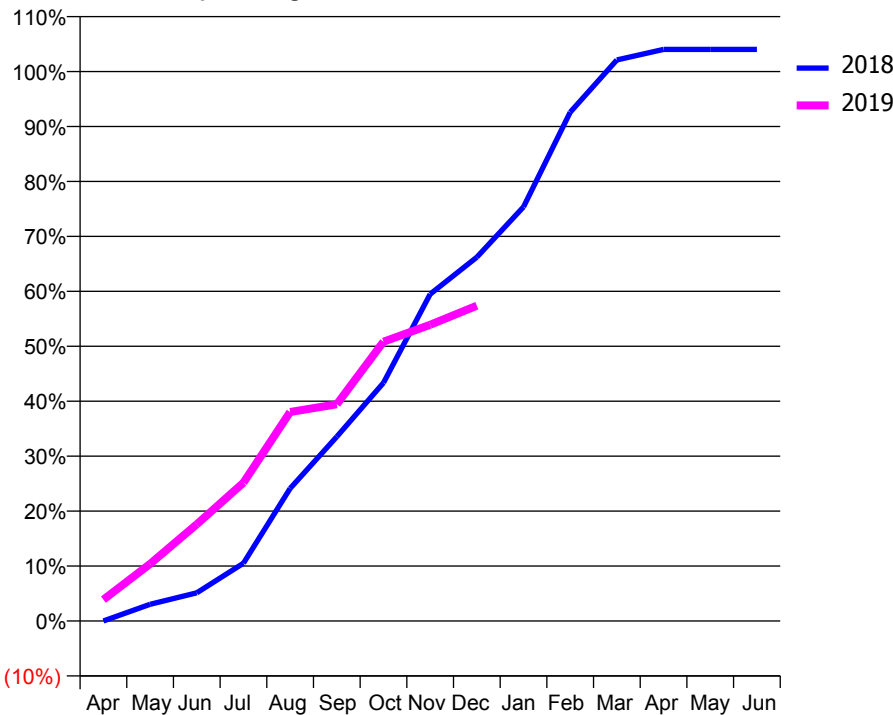
ACCESS*

Patients seen in 24 months	Total	Change since previous quarter
Quarter ending December 2017	580	
Quarter ending March 2018	572	↓
Quarter ending June 2018	565	↓
Quarter ending September 2018	569	→
Quarter ending December 2018	565	→
Variance since December 2017	(2.6%)	↓



ACTIVITY

Cumulative percentage of contracted UDA delivered 2018 & 2019



Month	Adjusted Scheduled Activity (UDA)	
	2018	2019
April	0	54
May	43	146
June	72	247
July	147	353
August	338	532
September	470	552
October	607	712
November	833	755
December	927	803
January	1,055	
February	1,296	
March	1,430	
April	1,456	
May	1,456	
June	1,456	

QUALITY

	Quantity	Base Number	Contract	AT	Region	England
% of FP17s for the same patient ID Re-attending within 3 months - Children	37	384	9.6%	11.3%	11.3%	11.8%
% of FP17s for the same patient ID Re-attending within 3 months - Adults	21	131	16.0%	16.1%	15.3%	15.6%
% of FP17s for the same patient ID Re-attending between 3 & 9 months - Children	199	384	51.8%	55.6%	61.1%	58.8%
% of FP17s for the same patient ID Re-attending between 3 & 9 months - Adults	68	131	51.9%	48.8%	52.4%	51.0%
% of FP17s for Band 1 Urgent Courses	16	498	3.2%	10.0%	9.5%	9.0%
% of FP17s Relating to Free Repair or Replacements	0	498	0.0%	0.5%	0.7%	0.8%
% of FP17s Relating to Continuations	2	498	0.4%	0.7%	0.8%	0.9%
% of Patients satisfied with the dentistry they have received	1	1	N/A	92.6%	93.1%	93.2%
% of Patients satisfied with the time they had to wait for an appointment	1	1	N/A	87.4%	87.8%	88.3%

* This is based on patients treated on this contract for their most recent course of treatment. Figures in italics indicate the base number of FP17s or Patient Questionnaire responses are less than 100. N/A is shown where the base number of responses is less than 10 during the period. % is calculated as Quantity/Base number*100

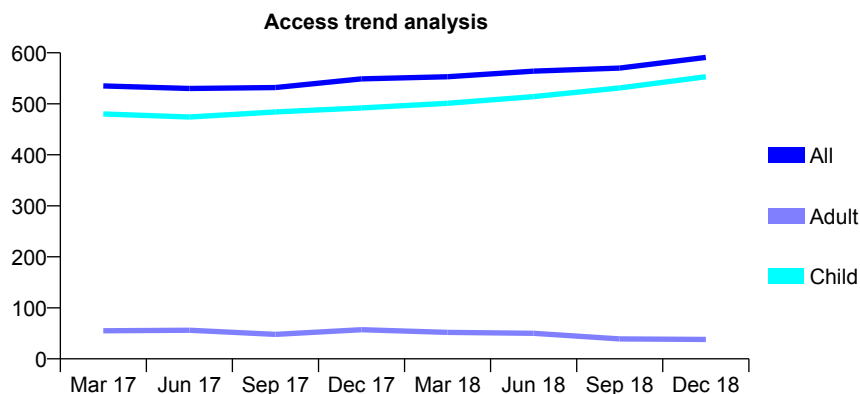
Q67 - Vital Signs At a Glance Contract Report for 319821/0001 - December 2018

Name or company name	MR PJ DENING
Contract type name	GDS Contract
Purpose of contract	General
Contract start date	01/04/2006
Contract end date	

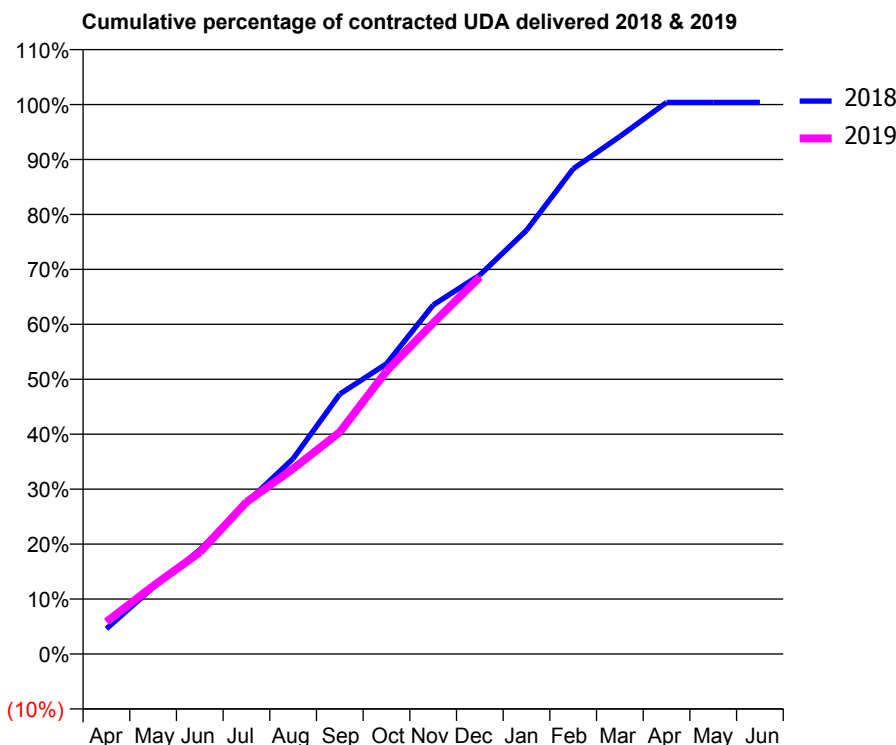
18/19 Contracted general activity (UDA)	1,042
Carry forward general activity (UDA)	0
18/19 Contracted orthodontic activity (UOA)	0
Carry forward orthodontic activity (UOA)	0
Baseline contract value	£23,811.81

ACCESS*

Patients seen in 24 months	Total	Change since previous quarter
Quarter ending December 2017	549	
Quarter ending March 2018	553	→
Quarter ending June 2018	564	→
Quarter ending September 2018	570	→
Quarter ending December 2018	591	↑
Variance since December 2017	7.7%	↑



ACTIVITY



Month	Adjusted Scheduled Activity (UDA)	
	2018	2019
April	48	61
May	126	129
June	198	193
July	287	288
August	371	351
September	493	421
October	550	536
November	662	628
December	719	715
January	803	
February	920	
March	981	
April	1,046	
May	1,046	
June	1,046	

QUALITY

	Quantity	Base Number	Contract	AT	Region	England
% of FP17s for the same patient ID Re-attending within 3 months - Children	30	660	4.5%	11.3%	11.3%	11.8%
% of FP17s for the same patient ID Re-attending within 3 months - Adults	0	0	N/A	16.1%	15.3%	15.6%
% of FP17s for the same patient ID Re-attending between 3 & 9 months - Children	441	660	66.8%	55.6%	61.1%	58.8%
% of FP17s for the same patient ID Re-attending between 3 & 9 months - Adults	0	0	N/A	48.8%	52.4%	51.0%
% of FP17s for Band 1 Urgent Courses	15	611	2.5%	10.0%	9.5%	9.0%
% of FP17s Relating to Free Repair or Replacements	0	611	0.0%	0.5%	0.7%	0.8%
% of FP17s Relating to Continuations	0	611	0.0%	0.7%	0.8%	0.9%
% of Patients satisfied with the dentistry they have received	0	0	N/A	92.6%	93.1%	93.2%
% of Patients satisfied with the time they had to wait for an appointment	0	0	N/A	87.4%	87.8%	88.3%

* This is based on patients treated on this contract for their most recent course of treatment. Figures in italics indicate the base number of FP17s or Patient Questionnaire responses are less than 100. N/A is shown where the base number of responses is less than 10 during the period. % is calculated as Quantity/Base number*100

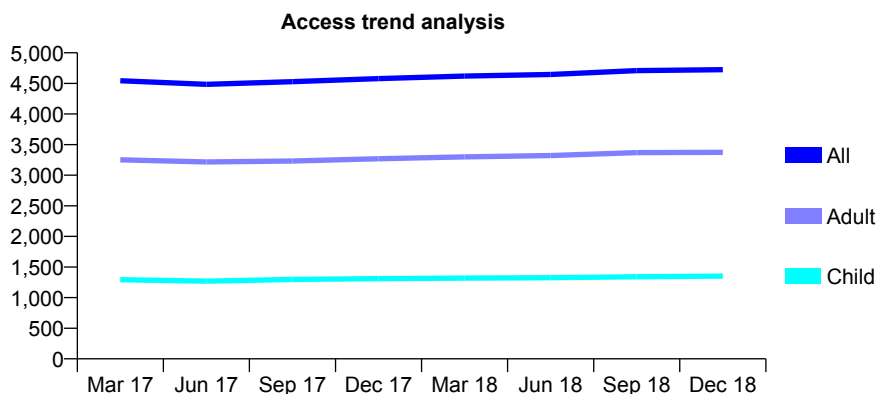
Q67 - Vital Signs At a Glance Contract Report for 320625/0001 - December 2018

Name or company name	Lenham Dental Surgery
Contract type name	GDS Contract
Purpose of contract	General
Contract start date	01/04/2006
Contract end date	

18/19 Contracted general activity (UDA)	16,902
Carry forward general activity (UDA)	5
18/19 Contracted orthodontic activity (UOA)	0
Carry forward orthodontic activity (UOA)	0
Baseline contract value	£424,993.64

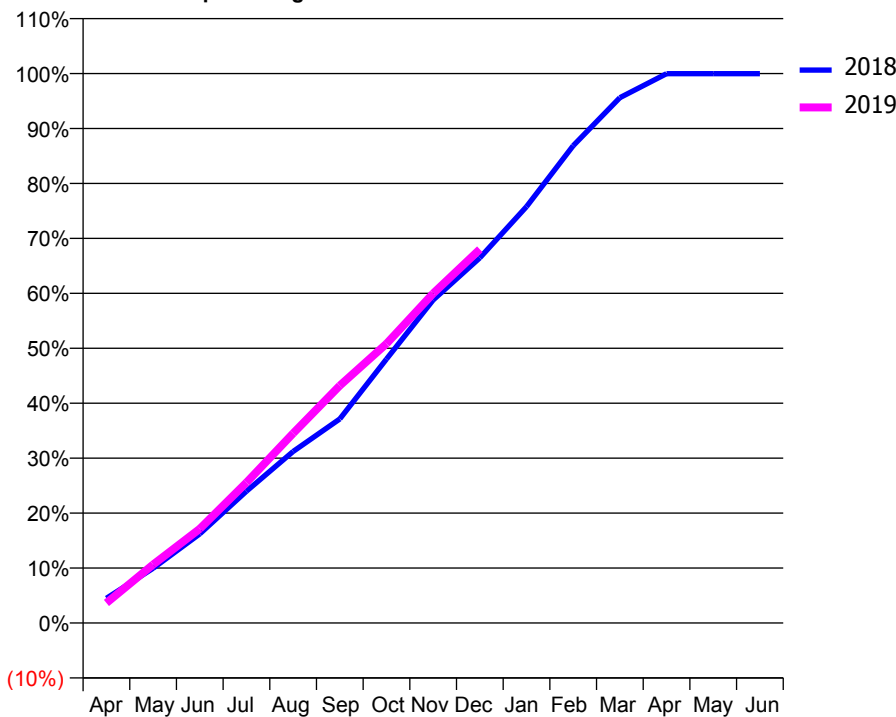
ACCESS*

Patients seen in 24 months	Total	Change since previous quarter
Quarter ending December 2017	4,579	
Quarter ending March 2018	4,620	→
Quarter ending June 2018	4,647	→
Quarter ending September 2018	4,710	→
Quarter ending December 2018	4,724	→
Variance since December 2017	3.2%	↑



ACTIVITY

Cumulative percentage of contracted UDA delivered 2018 & 2019



Month	Adjusted Scheduled Activity (UDA)	
	2018	2019
April	741	616
May	1,645	1,800
June	2,677	2,896
July	3,957	4,322
August	5,153	5,834
September	6,128	7,303
October	7,926	8,592
November	9,700	10,137
December	10,967	11,496
January	12,503	
February	14,333	
March	15,775	
April	16,497	
May	16,497	
June	16,497	

QUALITY

	Quantity	Base Number	Contract	AT	Region	England
% of FP17s for the same patient ID Re-attending within 3 months - Children	130	1,722	7.5%	11.3%	11.3%	11.8%
% of FP17s for the same patient ID Re-attending within 3 months - Adults	616	4,308	14.3%	16.1%	15.3%	15.6%
% of FP17s for the same patient ID Re-attending between 3 & 9 months - Children	1,065	1,722	61.8%	55.6%	61.1%	58.8%
% of FP17s for the same patient ID Re-attending between 3 & 9 months - Adults	2,662	4,308	61.8%	48.8%	52.4%	51.0%
% of FP17s for Band 1 Urgent Courses	806	5,769	14.0%	10.0%	9.5%	9.0%
% of FP17s Relating to Free Repair or Replacements	123	5,769	2.1%	0.5%	0.7%	0.8%
% of FP17s Relating to Continuations	14	5,769	0.2%	0.7%	0.8%	0.9%
% of Patients satisfied with the dentistry they have received	13	14	92.9%	92.6%	93.1%	93.2%
% of Patients satisfied with the time they had to wait for an appointment	14	14	100.0%	87.4%	87.8%	88.3%

* This is based on patients treated on this contract for their most recent course of treatment. Figures in italics indicate the base number of FP17s or Patient Questionnaire responses are less than 100. N/A is shown where the base number of responses is less than 10 during the period. % is calculated as Quantity/Base number*100

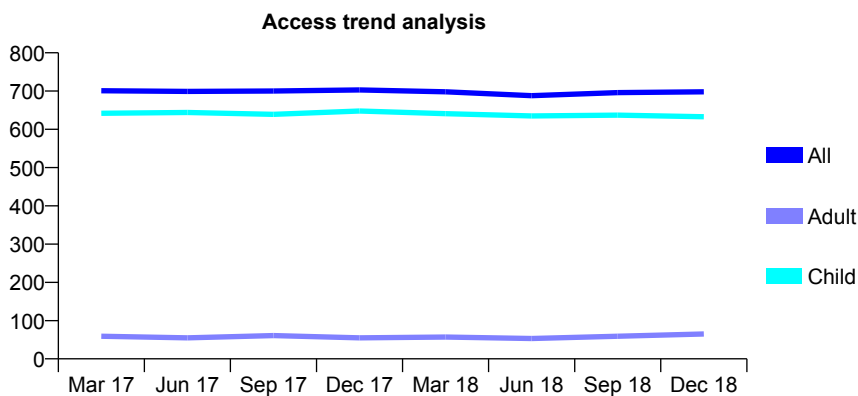
Q67 - Vital Signs At a Glance Contract Report for 330493/0001 - December 2018

Name or company name	MR CF GUNTER
Contract type name	GDS Contract
Purpose of contract	General
Contract start date	01/04/2006
Contract end date	

18/19 Contracted general activity (UDA)	1,171
Carry forward general activity (UDA)	0
18/19 Contracted orthodontic activity (UOA)	0
Carry forward orthodontic activity (UOA)	0
Baseline contract value	£29,444.31

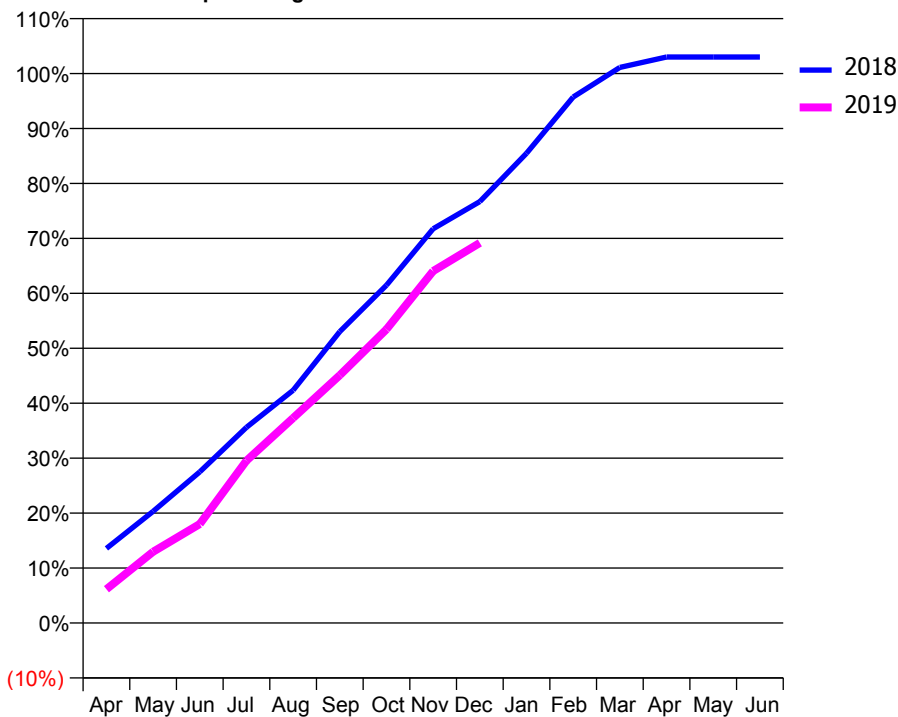
ACCESS*

Patients seen in 24 months	Total	Change since previous quarter
Quarter ending December 2017	703	
Quarter ending March 2018	698	→
Quarter ending June 2018	688	↓
Quarter ending September 2018	696	→
Quarter ending December 2018	698	→
Variance since December 2017	(0.7%)	→



ACTIVITY

Cumulative percentage of contracted UDA delivered 2018 & 2019



Month	Adjusted Scheduled Activity (UDA)	
	2018	2019
April	159	72
May	238	152
June	322	211
July	417	346
August	496	437
September	621	528
October	720	626
November	840	750
December	898	810
January	1,001	
February	1,121	
March	1,184	
April	1,206	
May	1,206	
June	1,206	

QUALITY

	Quantity	Base Number	Contract	AT	Region	England
% of FP17s for the same patient ID Re-attending within 3 months - Children	14	692	2.0%	11.3%	11.3%	11.8%
% of FP17s for the same patient ID Re-attending within 3 months - Adults	0	0	N/A	16.1%	15.3%	15.6%
% of FP17s for the same patient ID Re-attending between 3 & 9 months - Children	455	692	65.8%	55.6%	61.1%	58.8%
% of FP17s for the same patient ID Re-attending between 3 & 9 months - Adults	0	0	N/A	48.8%	52.4%	51.0%
% of FP17s for Band 1 Urgent Courses	0	676	0.0%	10.0%	9.5%	9.0%
% of FP17s Relating to Free Repair or Replacements	0	676	0.0%	0.5%	0.7%	0.8%
% of FP17s Relating to Continuations	0	676	0.0%	0.7%	0.8%	0.9%
% of Patients satisfied with the dentistry they have received	0	0	N/A	92.6%	93.1%	93.2%
% of Patients satisfied with the time they had to wait for an appointment	0	0	N/A	87.4%	87.8%	88.3%

* This is based on patients treated on this contract for their most recent course of treatment. Figures in italics indicate the base number of FP17s or Patient Questionnaire responses are less than 100. N/A is shown where the base number of responses is less than 10 during the period. % is calculated as Quantity/Base number*100

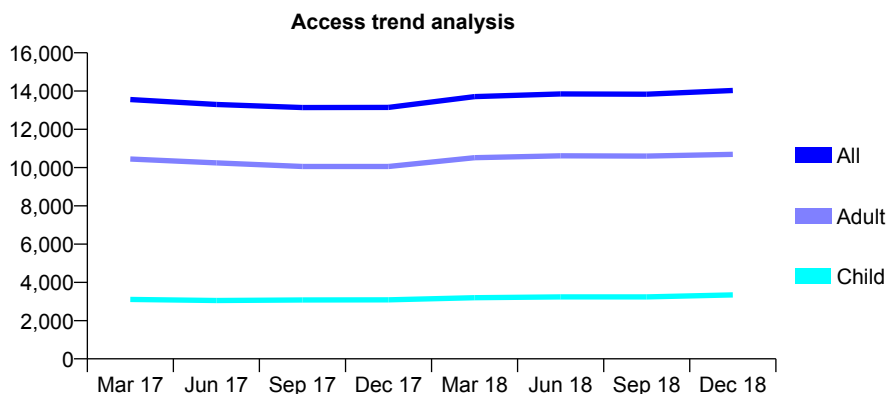
Q67 - Vital Signs At a Glance Contract Report for 330736/0018 - December 2018

Name or company name	MR N PATEL
Contract type name	GDS Contract
Purpose of contract	General and Orthodontic
Contract start date	01/01/2015
Contract end date	

18/19 Contracted general activity (UDA)	38,100
Carry forward general activity (UDA)	350
18/19 Contracted orthodontic activity (UOA)	1,275
Carry forward orthodontic activity (UOA)	39
Baseline contract value	£1,014,624.26

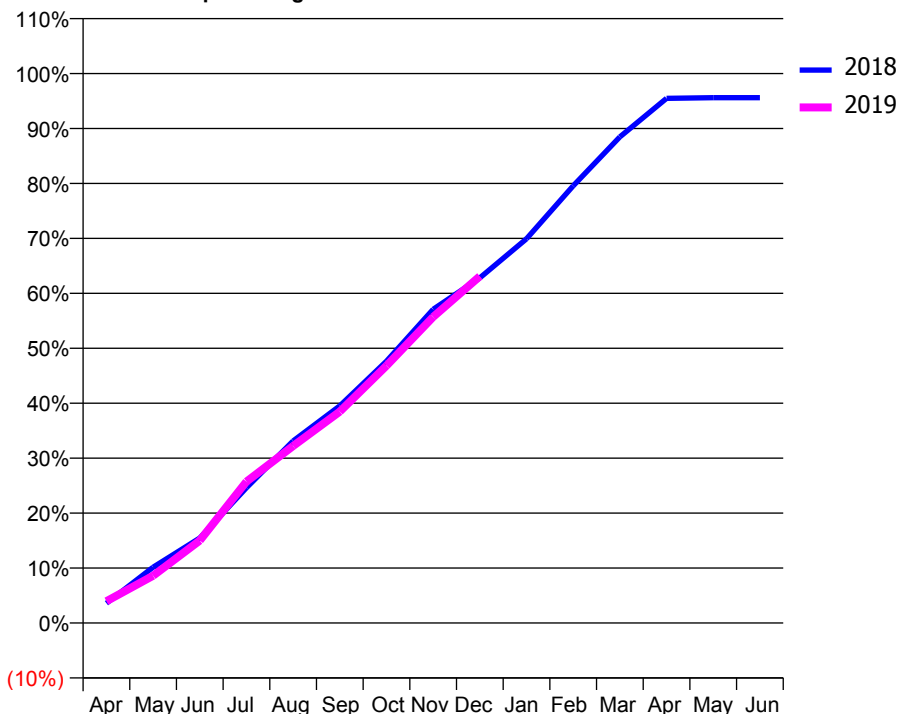
ACCESS*

Patients seen in 24 months	Total	Change since previous quarter
Quarter ending December 2017	13,143	
Quarter ending March 2018	13,711	↑
Quarter ending June 2018	13,848	→
Quarter ending September 2018	13,838	→
Quarter ending December 2018	14,032	→
Variance since December 2017	6.8%	↑



ACTIVITY

Cumulative percentage of contracted UDA delivered 2018 & 2019



Month	Adjusted Scheduled Activity (UDA)	
	2018	2019
April	1,377	1,512
May	3,868	3,279
June	5,896	5,721
July	9,377	9,810
August	12,622	12,272
September	15,052	14,663
October	18,149	17,837
November	21,752	21,223
December	23,935	24,044
January	26,639	
February	30,317	
March	33,709	
April	36,373	
May	36,426	
June	36,425	

QUALITY

	Quantity	Base Number	Contract	AT	Region	England
% of FP17s for the same patient ID Re-attending within 3 months - Children	279	3,925	7.1%	11.3%	11.3%	11.8%
% of FP17s for the same patient ID Re-attending within 3 months - Adults	1,350	11,774	11.5%	16.1%	15.3%	15.6%
% of FP17s for the same patient ID Re-attending between 3 & 9 months - Children	2,411	3,925	61.4%	55.6%	61.1%	58.8%
% of FP17s for the same patient ID Re-attending between 3 & 9 months - Adults	7,339	11,774	62.3%	48.8%	52.4%	51.0%
% of FP17s for Band 1 Urgent Courses	1,192	14,401	8.3%	10.0%	9.5%	9.0%
% of FP17s Relating to Free Repair or Replacements	54	14,401	0.4%	0.5%	0.7%	0.8%
% of FP17s Relating to Continuations	38	14,401	0.3%	0.7%	0.8%	0.9%
% of Patients satisfied with the dentistry they have received	9	13	69.2%	92.6%	93.1%	93.2%
% of Patients satisfied with the time they had to wait for an appointment	11	13	84.6%	87.4%	87.8%	88.3%

* This is based on patients treated on this contract for their most recent course of treatment. Figures in italics indicate the base number of FP17s or Patient Questionnaire responses are less than 100. N/A is shown where the base number of responses is less than 10 during the period. % is calculated as Quantity/Base number*100

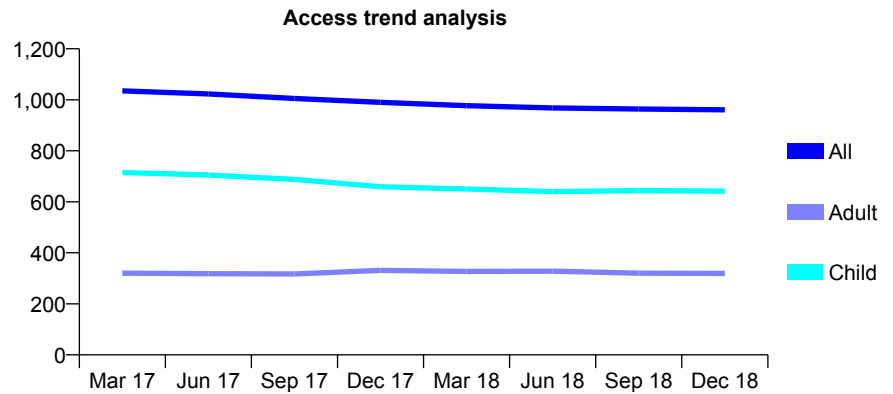
Q67 - Vital Signs At a Glance Contract Report for 331538/0001 - December 2018

Name or company name	MR SJ PATIENT
Contract type name	GDS Contract
Purpose of contract	General
Contract start date	01/04/2006
Contract end date	

18/19 Contracted general activity (UDA)	1,842
Carry forward general activity (UDA)	0
18/19 Contracted orthodontic activity (UOA)	0
Carry forward orthodontic activity (UOA)	0
Baseline contract value	£47,684.25

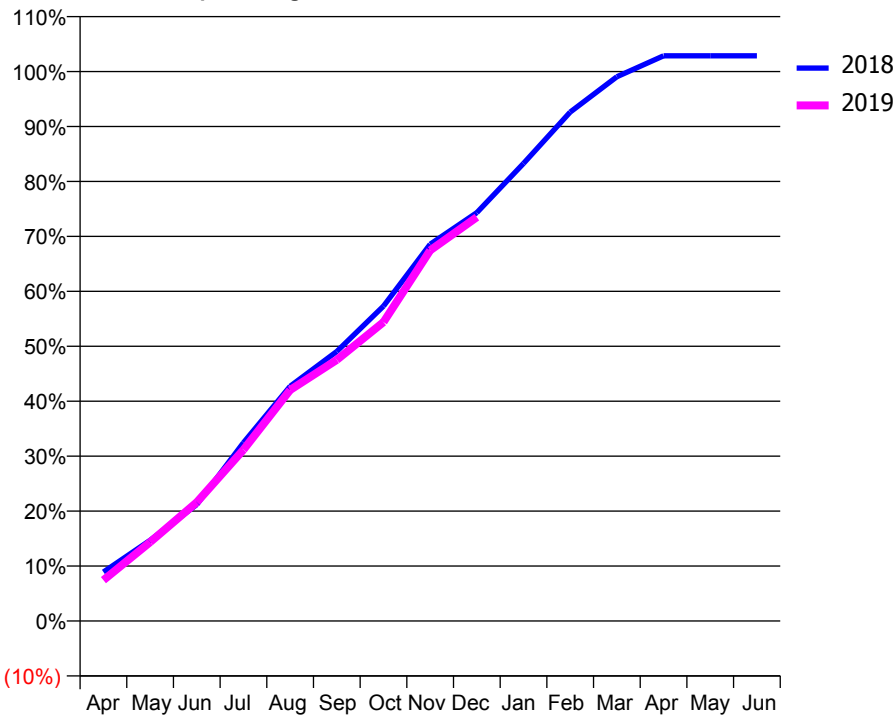
ACCESS*

Patients seen in 24 months	Total	Change since previous quarter
Quarter ending December 2017	990	
Quarter ending March 2018	977	↓
Quarter ending June 2018	968	→
Quarter ending September 2018	964	→
Quarter ending December 2018	961	→
Variance since December 2017	(2.9%)	↓



ACTIVITY

Cumulative percentage of contracted UDA delivered 2018 & 2019



Adjusted Scheduled Activity (UDA)		
Month	2018	2019
April	164	137
May	271	265
June	390	398
July	598	574
August	787	774
September	903	875
October	1,056	1,002
November	1,263	1,242
December	1,369	1,354
January	1,534	
February	1,706	
March	1,824	
April	1,894	
May	1,894	
June	1,894	

QUALITY

	Quantity	Base Number	Contract	AT	Region	England
% of FP17s for the same patient ID Re-attending within 3 months - Children	21	693	3.0%	11.3%	11.3%	11.8%
% of FP17s for the same patient ID Re-attending within 3 months - Adults	10	215	4.7%	16.1%	15.3%	15.6%
% of FP17s for the same patient ID Re-attending between 3 & 9 months - Children	405	693	58.4%	55.6%	61.1%	58.8%
% of FP17s for the same patient ID Re-attending between 3 & 9 months - Adults	102	215	47.4%	48.8%	52.4%	51.0%
% of FP17s for Band 1 Urgent Courses	29	871	3.3%	10.0%	9.5%	9.0%
% of FP17s Relating to Free Repair or Replacements	0	871	0.0%	0.5%	0.7%	0.8%
% of FP17s Relating to Continuations	0	871	0.0%	0.7%	0.8%	0.9%
% of Patients satisfied with the dentistry they have received	1	1	N/A	92.6%	93.1%	93.2%
% of Patients satisfied with the time they had to wait for an appointment	1	1	N/A	87.4%	87.8%	88.3%

* This is based on patients treated on this contract for their most recent course of treatment. Figures in italics indicate the base number of FP17s or Patient Questionnaire responses are less than 100. N/A is shown where the base number of responses is less than 10 during the period. % is calculated as Quantity/Base number*100

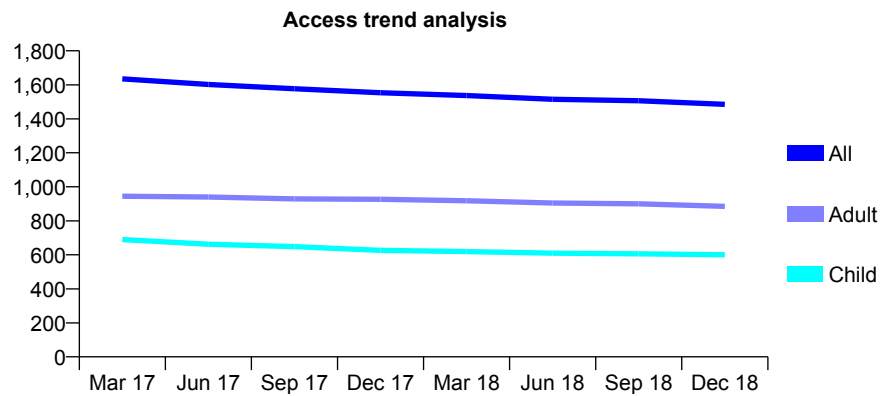
Q67 - Vital Signs At a Glance Contract Report for 332623/0001 - December 2018

Name or company name	MR RE BANKS
Contract type name	GDS Contract
Purpose of contract	General
Contract start date	01/04/2006
Contract end date	

18/19 Contracted general activity (UDA)	3,680
Carry forward general activity (UDA)	0
18/19 Contracted orthodontic activity (UOA)	0
Carry forward orthodontic activity (UOA)	0
Baseline contract value	£91,718.59

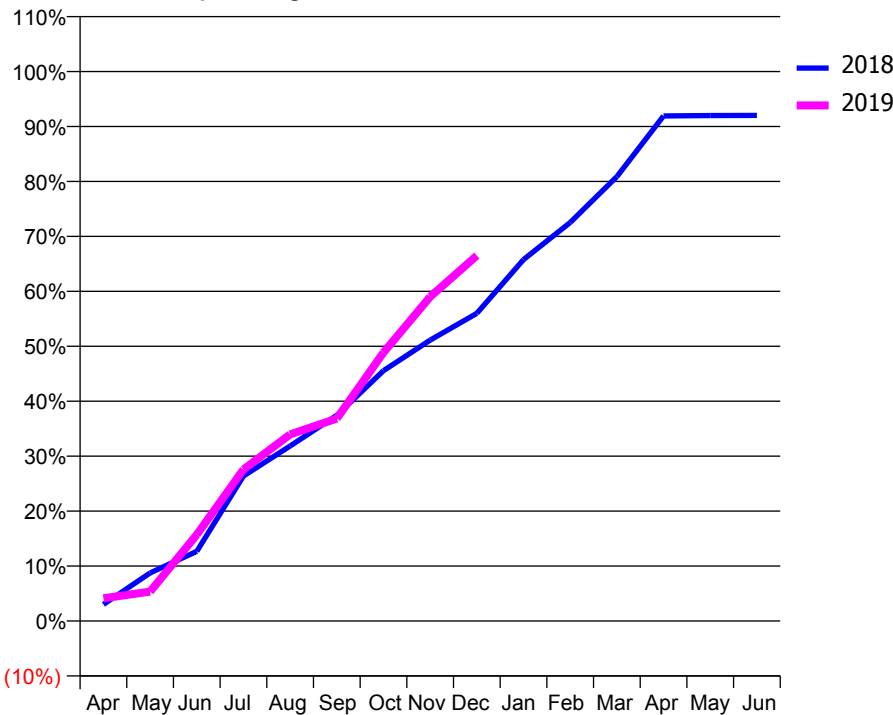
ACCESS*

Patients seen in 24 months	Total	Change since previous quarter
Quarter ending December 2017	1,553	
Quarter ending March 2018	1,537	↓
Quarter ending June 2018	1,515	↓
Quarter ending September 2018	1,506	→
Quarter ending December 2018	1,485	↓
Variance since December 2017	(4.4%)	↓



ACTIVITY

Cumulative percentage of contracted UDA delivered 2018 & 2019



Month	Adjusted Scheduled Activity (UDA)	
	2018	2019
April	121	153
May	350	197
June	508	578
July	1,056	1,015
August	1,274	1,249
September	1,497	1,356
October	1,822	1,798
November	2,045	2,172
December	2,240	2,447
January	2,631	
February	2,901	
March	3,235	
April	3,676	
May	3,679	
June	3,680	

QUALITY

	Quantity	Base Number	Contract	AT	Region	England
% of FP17s for the same patient ID Re-attending within 3 months - Children	39	701	5.6%	11.3%	11.3%	11.8%
% of FP17s for the same patient ID Re-attending within 3 months - Adults	118	949	12.4%	16.1%	15.3%	15.6%
% of FP17s for the same patient ID Re-attending between 3 & 9 months - Children	446	701	63.6%	55.6%	61.1%	58.8%
% of FP17s for the same patient ID Re-attending between 3 & 9 months - Adults	566	949	59.6%	48.8%	52.4%	51.0%
% of FP17s for Band 1 Urgent Courses	132	1,445	9.1%	10.0%	9.5%	9.0%
% of FP17s Relating to Free Repair or Replacements	2	1,445	0.1%	0.5%	0.7%	0.8%
% of FP17s Relating to Continuations	5	1,445	0.3%	0.7%	0.8%	0.9%
% of Patients satisfied with the dentistry they have received	1	1	N/A	92.6%	93.1%	93.2%
% of Patients satisfied with the time they had to wait for an appointment	1	1	N/A	87.4%	87.8%	88.3%

* This is based on patients treated on this contract for their most recent course of treatment. Figures in italics indicate the base number of FP17s or Patient Questionnaire responses are less than 100. N/A is shown where the base number of responses is less than 10 during the period. % is calculated as Quantity/Base number*100

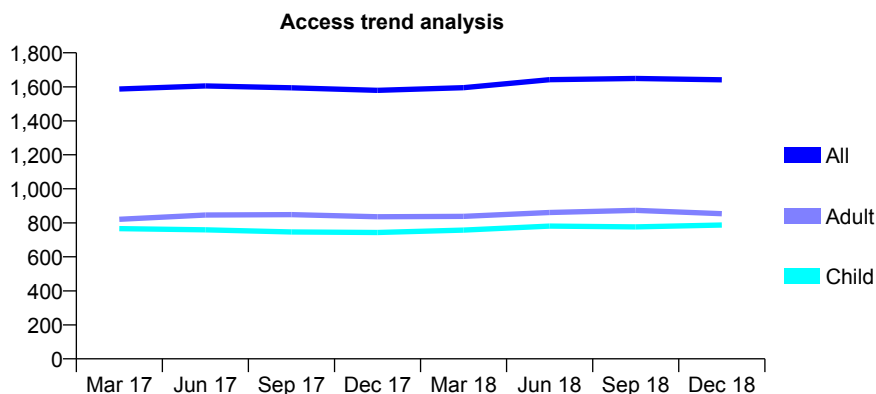
Q67 - Vital Signs At a Glance Contract Report for 333751/0001 - December 2018

Name or company name	MR J MEAKIN
Contract type name	GDS Contract
Purpose of contract	General
Contract start date	01/04/2006
Contract end date	

18/19 Contracted general activity (UDA)	2,211
Carry forward general activity (UDA)	0
18/19 Contracted orthodontic activity (UOA)	0
Carry forward orthodontic activity (UOA)	0
Baseline contract value	£50,536.18

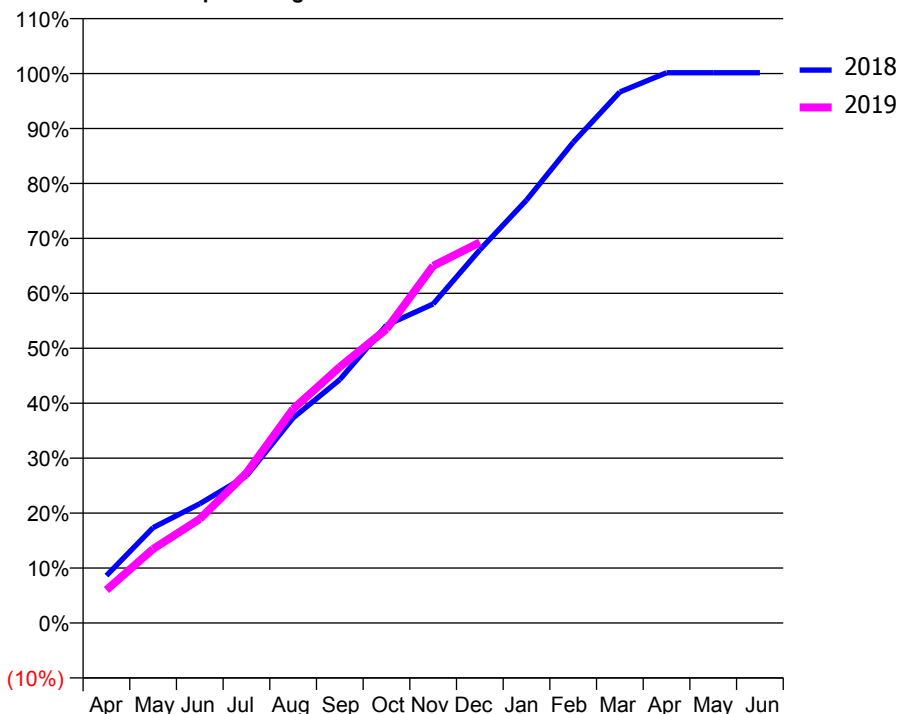
ACCESS*

Patients seen in 24 months	Total	Change since previous quarter
Quarter ending December 2017	1,579	
Quarter ending March 2018	1,595	→
Quarter ending June 2018	1,642	↑
Quarter ending September 2018	1,649	→
Quarter ending December 2018	1,641	→
Variance since December 2017	3.9%	↑



ACTIVITY

Cumulative percentage of contracted UDA delivered 2018 & 2019



Month	Adjusted Scheduled Activity (UDA)	
	2018	2019
April	191	133
May	384	298
June	480	419
July	592	604
August	825	861
September	979	1,030
October	1,199	1,183
November	1,284	1,437
December	1,502	1,531
January	1,702	
February	1,934	
March	2,137	
April	2,214	
May	2,214	
June	2,214	

QUALITY

	Quantity	Base Number	Contract	AT	Region	England
% of FP17s for the same patient ID Re-attending within 3 months - Children	76	904	8.4%	11.3%	11.3%	11.8%
% of FP17s for the same patient ID Re-attending within 3 months - Adults	120	787	15.2%	16.1%	15.3%	15.6%
% of FP17s for the same patient ID Re-attending between 3 & 9 months - Children	576	904	63.7%	55.6%	61.1%	58.8%
% of FP17s for the same patient ID Re-attending between 3 & 9 months - Adults	344	787	43.7%	48.8%	52.4%	51.0%
% of FP17s for Band 1 Urgent Courses	7	1,061	0.7%	10.0%	9.5%	9.0%
% of FP17s Relating to Free Repair or Replacements	1	1,061	0.1%	0.5%	0.7%	0.8%
% of FP17s Relating to Continuations	2	1,061	0.2%	0.7%	0.8%	0.9%
% of Patients satisfied with the dentistry they have received	0	1	N/A	92.6%	93.1%	93.2%
% of Patients satisfied with the time they had to wait for an appointment	1	1	N/A	87.4%	87.8%	88.3%

* This is based on patients treated on this contract for their most recent course of treatment. Figures in italics indicate the base number of FP17s or Patient Questionnaire responses are less than 100. N/A is shown where the base number of responses is less than 10 during the period. % is calculated as Quantity/Base number*100

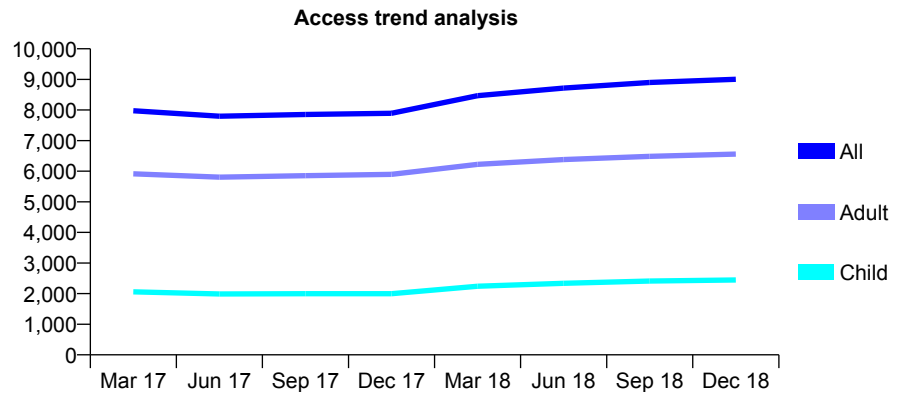
Q67 - Vital Signs At a Glance Contract Report for 339296/0001 - December 2018

Name or company name	Dr G Biant and Dr Anish Patel
Contract type name	GDS Contract
Purpose of contract	General
Contract start date	01/04/2006
Contract end date	

18/19 Contracted general activity (UDA)	24,152
Carry forward general activity (UDA)	369
18/19 Contracted orthodontic activity (UOA)	0
Carry forward orthodontic activity (UOA)	0
Baseline contract value	£577,521.78

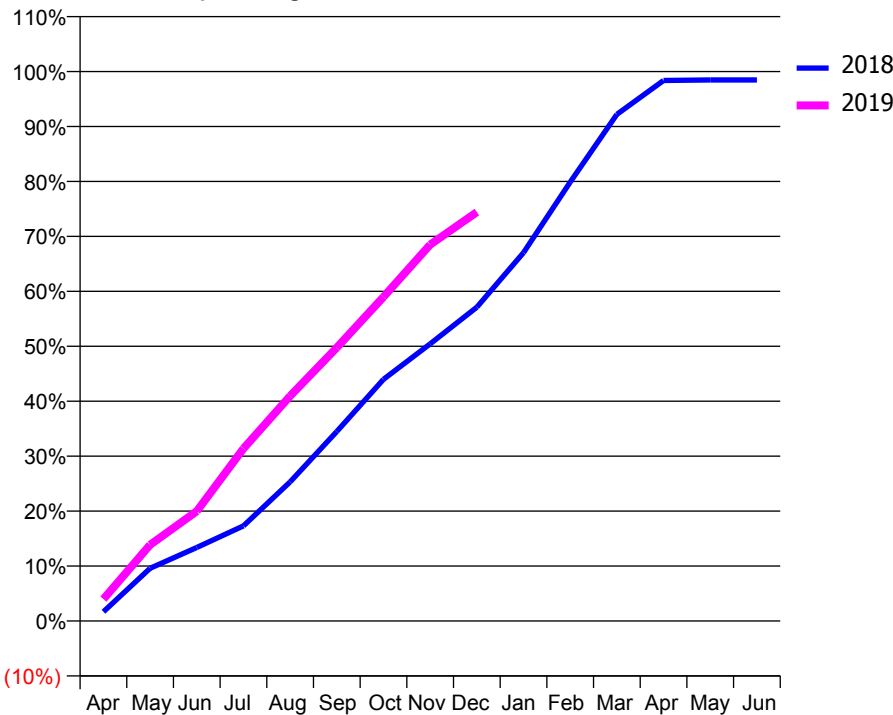
ACCESS*

Patients seen in 24 months	Total	Change since previous quarter
Quarter ending December 2017	7,892	
Quarter ending March 2018	8,467	↑
Quarter ending June 2018	8,718	↑
Quarter ending September 2018	8,900	↑
Quarter ending December 2018	9,003	→
Variance since December 2017	14.1%	↑



ACTIVITY

Cumulative percentage of contracted UDA delivered 2018 & 2019



Month	Adjusted Scheduled Activity (UDA)	
	2018	2019
April	408	966
May	2,318	3,351
June	3,231	4,828
July	4,181	7,581
August	6,114	9,888
September	8,334	12,021
October	10,620	14,246
November	12,182	16,543
December	13,795	17,975
January	16,194	
February	19,293	
March	22,267	
April	23,758	
May	23,782	
June	23,783	

QUALITY

	Quantity	Base Number	Contract	AT	Region	England
% of FP17s for the same patient ID Re-attending within 3 months - Children	205	2,848	7.2%	11.3%	11.3%	11.8%
% of FP17s for the same patient ID Re-attending within 3 months - Adults	920	7,481	12.3%	16.1%	15.3%	15.6%
% of FP17s for the same patient ID Re-attending between 3 & 9 months - Children	1,711	2,848	60.1%	55.6%	61.1%	58.8%
% of FP17s for the same patient ID Re-attending between 3 & 9 months - Adults	4,378	7,481	58.5%	48.8%	52.4%	51.0%
% of FP17s for Band 1 Urgent Courses	1,127	9,609	11.7%	10.0%	9.5%	9.0%
% of FP17s Relating to Free Repair or Replacements	26	9,609	0.3%	0.5%	0.7%	0.8%
% of FP17s Relating to Continuations	41	9,609	0.4%	0.7%	0.8%	0.9%
% of Patients satisfied with the dentistry they have received	14	14	100.0%	92.6%	93.1%	93.2%
% of Patients satisfied with the time they had to wait for an appointment	11	14	78.6%	87.4%	87.8%	88.3%

* This is based on patients treated on this contract for their most recent course of treatment. Figures in italics indicate the base number of FP17s or Patient Questionnaire responses are less than 100. N/A is shown where the base number of responses is less than 10 during the period. % is calculated as Quantity/Base number*100

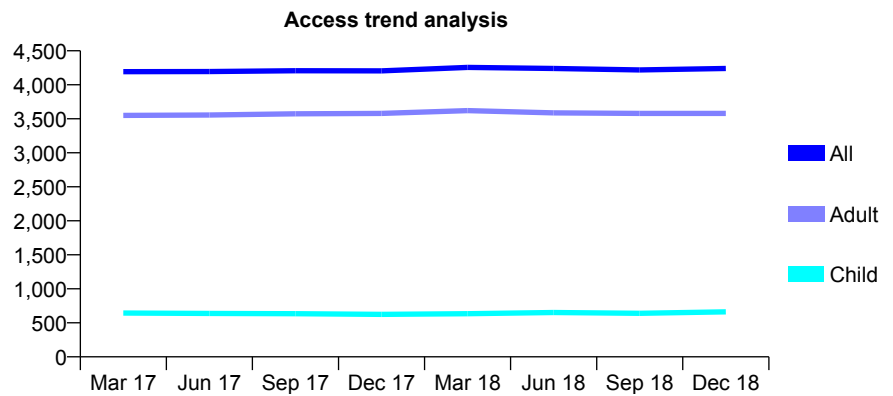
Q67 - Vital Signs At a Glance Contract Report for 340782/0001 - December 2018

Name or company name	MRS F HAGHI
Contract type name	GDS Contract
Purpose of contract	General
Contract start date	01/04/2006
Contract end date	

18/19 Contracted general activity (UDA)	12,763
Carry forward general activity (UDA)	0
18/19 Contracted orthodontic activity (UOA)	0
Carry forward orthodontic activity (UOA)	0
Baseline contract value	£291,721.56

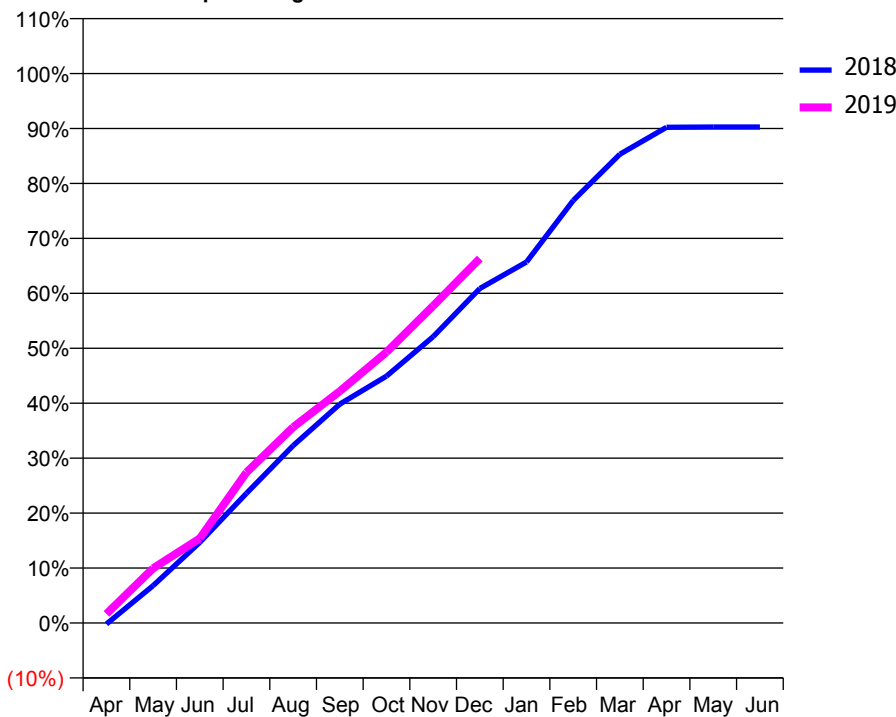
ACCESS*

Patients seen in 24 months	Total	Change since previous quarter
Quarter ending December 2017	4,204	
Quarter ending March 2018	4,256	→
Quarter ending June 2018	4,240	→
Quarter ending September 2018	4,219	→
Quarter ending December 2018	4,241	→
Variance since December 2017	0.9%	→



ACTIVITY

Cumulative percentage of contracted UDA delivered 2018 & 2019



Month	Adjusted Scheduled Activity (UDA)	
	2018	2019
April	-26	213
May	910	1,271
June	1,961	1,966
July	3,155	3,499
August	4,315	4,547
September	5,322	5,385
October	6,004	6,293
November	6,964	7,366
December	8,135	8,467
January	8,779	
February	10,276	
March	11,399	
April	12,055	
May	12,060	
June	12,060	

QUALITY

	Quantity	Base Number	Contract	AT	Region	England
% of FP17s for the same patient ID Re-attending within 3 months - Children	35	805	4.3%	11.3%	11.3%	11.8%
% of FP17s for the same patient ID Re-attending within 3 months - Adults	573	4,664	12.3%	16.1%	15.3%	15.6%
% of FP17s for the same patient ID Re-attending between 3 & 9 months - Children	551	805	68.4%	55.6%	61.1%	58.8%
% of FP17s for the same patient ID Re-attending between 3 & 9 months - Adults	3,269	4,664	70.1%	48.8%	52.4%	51.0%
% of FP17s for Band 1 Urgent Courses	245	5,123	4.8%	10.0%	9.5%	9.0%
% of FP17s Relating to Free Repair or Replacements	42	5,123	0.8%	0.5%	0.7%	0.8%
% of FP17s Relating to Continuations	37	5,123	0.7%	0.7%	0.8%	0.9%
% of Patients satisfied with the dentistry they have received	5	5	N/A	92.6%	93.1%	93.2%
% of Patients satisfied with the time they had to wait for an appointment	5	5	N/A	87.4%	87.8%	88.3%

* This is based on patients treated on this contract for their most recent course of treatment. Figures in italics indicate the base number of FP17s or Patient Questionnaire responses are less than 100. N/A is shown where the base number of responses is less than 10 during the period. % is calculated as Quantity/Base number*100

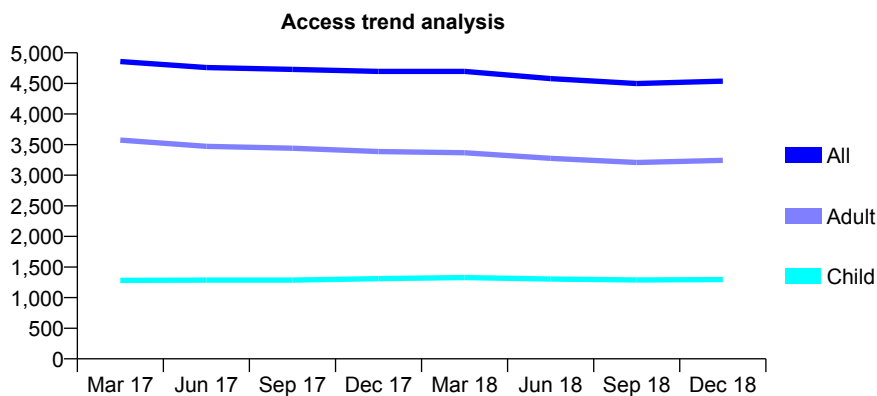
Q67 - Vital Signs At a Glance Contract Report for 342955/0001 - December 2018

Name or company name	Premier Dental Care
Contract type name	GDS Contract
Purpose of contract	General
Contract start date	01/04/2006
Contract end date	

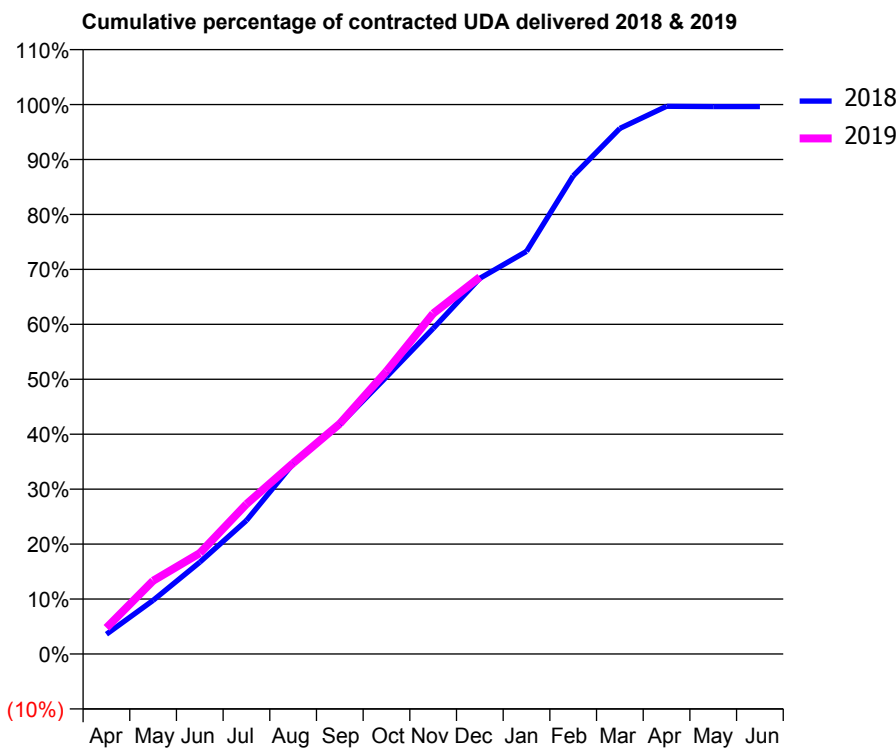
18/19 Contracted general activity (UDA)	15,500
Carry forward general activity (UDA)	57
18/19 Contracted orthodontic activity (UOA)	0
Carry forward orthodontic activity (UOA)	0
Baseline contract value	£394,105.73

ACCESS*

Patients seen in 24 months	Total	Change since previous quarter
Quarter ending December 2017	4,697	
Quarter ending March 2018	4,696	→
Quarter ending June 2018	4,578	↓
Quarter ending September 2018	4,498	↓
Quarter ending December 2018	4,538	→
Variance since December 2017	(3.4%)	↓



ACTIVITY



Month	Adjusted Scheduled Activity (UDA)	
	2018	2019
April	558	738
May	1,513	2,066
June	2,589	2,845
July	3,768	4,229
August	5,370	5,384
September	6,470	6,496
October	7,817	7,977
November	9,183	9,605
December	10,598	10,633
January	11,358	
February	13,487	
March	14,826	
April	15,450	
May	15,443	
June	15,442	

QUALITY

	Quantity	Base Number	Contract	AT	Region	England
% of FP17s for the same patient ID Re-attending within 3 months - Children	208	1,445	14.4%	11.3%	11.3%	11.8%
% of FP17s for the same patient ID Re-attending within 3 months - Adults	497	3,208	15.5%	16.1%	15.3%	15.6%
% of FP17s for the same patient ID Re-attending between 3 & 9 months - Children	793	1,445	54.9%	55.6%	61.1%	58.8%
% of FP17s for the same patient ID Re-attending between 3 & 9 months - Adults	1,702	3,208	53.1%	48.8%	52.4%	51.0%
% of FP17s for Band 1 Urgent Courses	364	4,372	8.3%	10.0%	9.5%	9.0%
% of FP17s Relating to Free Repair or Replacements	46	4,372	1.1%	0.5%	0.7%	0.8%
% of FP17s Relating to Continuations	16	4,372	0.4%	0.7%	0.8%	0.9%
% of Patients satisfied with the dentistry they have received	2	2	N/A	92.6%	93.1%	93.2%
% of Patients satisfied with the time they had to wait for an appointment	1	2	N/A	87.4%	87.8%	88.3%

* This is based on patients treated on this contract for their most recent course of treatment. Figures in italics indicate the base number of FP17s or Patient Questionnaire responses are less than 100. N/A is shown where the base number of responses is less than 10 during the period. % is calculated as Quantity/Base number*100

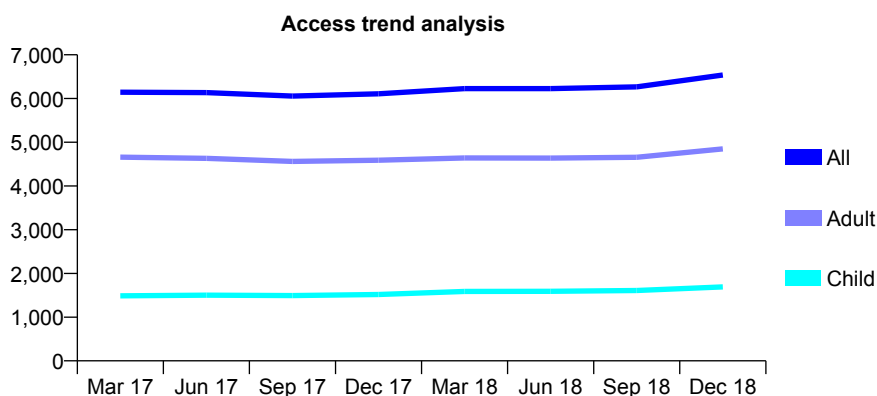
Q67 - Vital Signs At a Glance Contract Report for 343064/0001 - December 2018

Name or company name	MISS R FATHI SAFFAR
Contract type name	GDS Contract
Purpose of contract	General
Contract start date	01/04/2006
Contract end date	

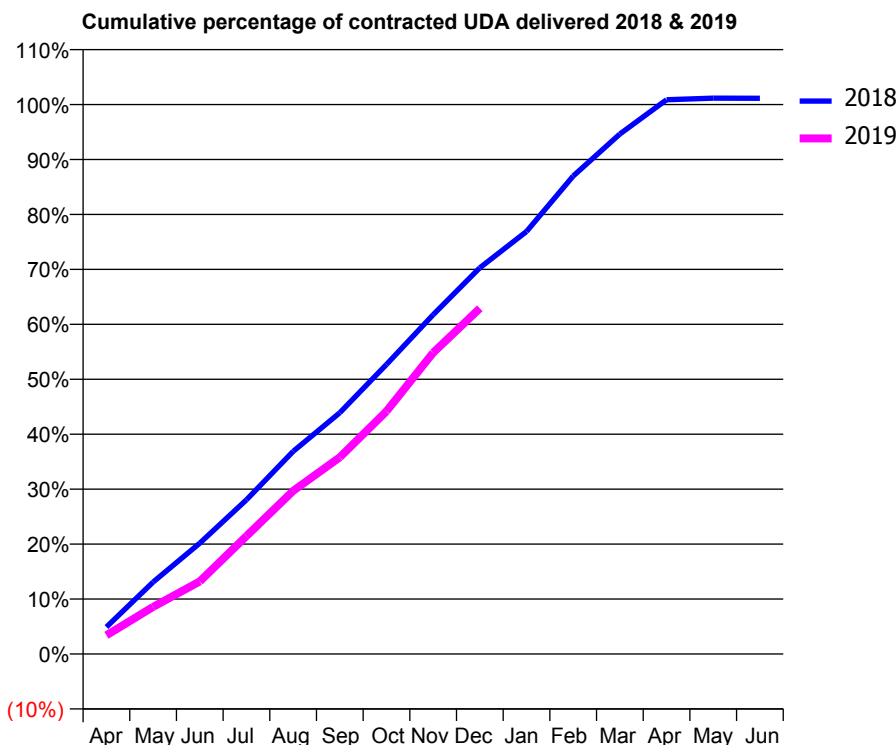
18/19 Contracted general activity (UDA)	16,790
Carry forward general activity (UDA)	0
18/19 Contracted orthodontic activity (UOA)	0
Carry forward orthodontic activity (UOA)	0
Baseline contract value	£422,177.46

ACCESS*

Patients seen in 24 months	Total	Change since previous quarter
Quarter ending December 2017	6,107	
Quarter ending March 2018	6,228	→
Quarter ending June 2018	6,228	→
Quarter ending September 2018	6,265	→
Quarter ending December 2018	6,538	↑
Variance since December 2017	7.1%	↑



ACTIVITY



Month	Adjusted Scheduled Activity (UDA)	
	2018	2019
April	827	571
May	2,200	1,442
June	3,388	2,220
July	4,714	3,604
August	6,190	4,985
September	7,373	6,012
October	8,849	7,418
November	10,369	9,206
December	11,803	10,562
January	12,909	
February	14,605	
March	15,890	
April	16,937	
May	16,983	
June	16,979	

QUALITY

	Quantity	Base Number	Contract	AT	Region	England
% of FP17s for the same patient ID Re-attending within 3 months - Children	63	1,768	3.6%	11.3%	11.3%	11.8%
% of FP17s for the same patient ID Re-attending within 3 months - Adults	233	4,824	4.8%	16.1%	15.3%	15.6%
% of FP17s for the same patient ID Re-attending between 3 & 9 months - Children	1,116	1,768	63.1%	55.6%	61.1%	58.8%
% of FP17s for the same patient ID Re-attending between 3 & 9 months - Adults	2,982	4,824	61.8%	48.8%	52.4%	51.0%
% of FP17s for Band 1 Urgent Courses	226	6,171	3.7%	10.0%	9.5%	9.0%
% of FP17s Relating to Free Repair or Replacements	24	6,171	0.4%	0.5%	0.7%	0.8%
% of FP17s Relating to Continuations	5	6,171	0.1%	0.7%	0.8%	0.9%
% of Patients satisfied with the dentistry they have received	5	5	N/A	92.6%	93.1%	93.2%
% of Patients satisfied with the time they had to wait for an appointment	4	5	N/A	87.4%	87.8%	88.3%

* This is based on patients treated on this contract for their most recent course of treatment. Figures in italics indicate the base number of FP17s or Patient Questionnaire responses are less than 100. N/A is shown where the base number of responses is less than 10 during the period. % is calculated as Quantity/Base number*100

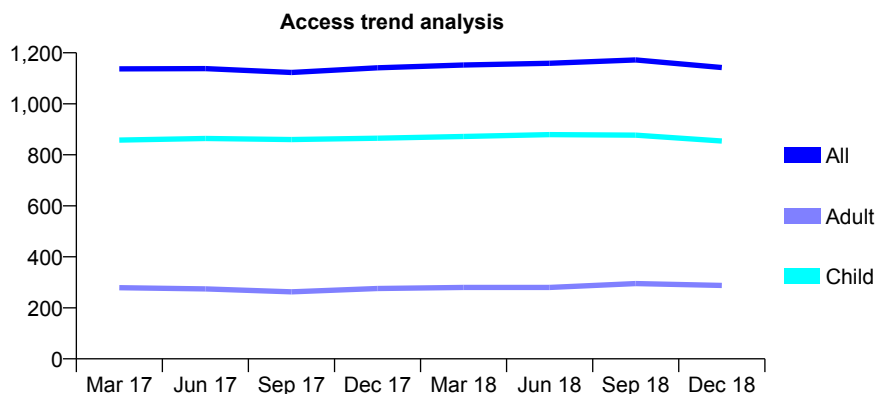
Q67 - Vital Signs At a Glance Contract Report for 345415/0001 - December 2018

Name or company name	Khalil, Afridi and McSwiney
Contract type name	GDS Contract
Purpose of contract	General
Contract start date	01/12/2009
Contract end date	

18/19 Contracted general activity (UDA)	2,945
Carry forward general activity (UDA)	10
18/19 Contracted orthodontic activity (UOA)	0
Carry forward orthodontic activity (UOA)	0
Baseline contract value	£84,173.77

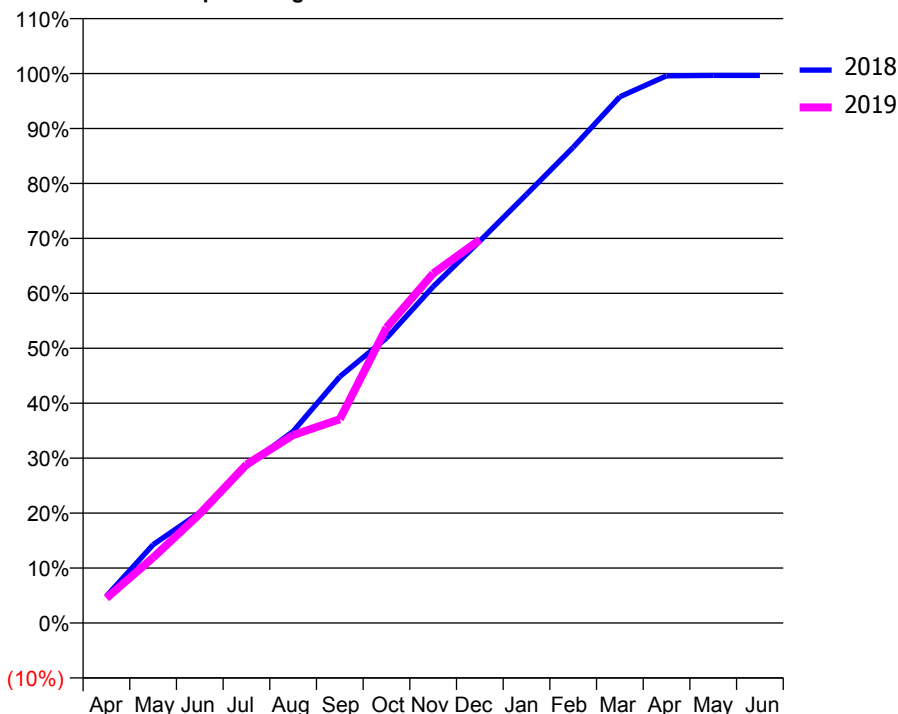
ACCESS*

Patients seen in 24 months	Total	Change since previous quarter
Quarter ending December 2017	1,141	
Quarter ending March 2018	1,152	→
Quarter ending June 2018	1,159	→
Quarter ending September 2018	1,172	→
Quarter ending December 2018	1,142	↓
Variance since December 2017	0.1%	→



ACTIVITY

Cumulative percentage of contracted UDA delivered 2018 & 2019



Month	Adjusted Scheduled Activity (UDA)	
	2018	2019
April	144	133
May	420	350
June	592	585
July	840	849
August	1,027	1,008
September	1,321	1,093
October	1,527	1,583
November	1,803	1,873
December	2,047	2,054
January	2,297	
February	2,549	
March	2,820	
April	2,932	
May	2,934	
June	2,934	

QUALITY

	Quantity	Base Number	Contract	AT	Region	England
% of FP17s for the same patient ID Re-attending within 3 months - Children	112	1,055	10.6%	11.3%	11.3%	11.8%
% of FP17s for the same patient ID Re-attending within 3 months - Adults	55	242	22.7%	16.1%	15.3%	15.6%
% of FP17s for the same patient ID Re-attending between 3 & 9 months - Children	662	1,055	62.7%	55.6%	61.1%	58.8%
% of FP17s for the same patient ID Re-attending between 3 & 9 months - Adults	114	242	47.1%	48.8%	52.4%	51.0%
% of FP17s for Band 1 Urgent Courses	60	1,248	4.8%	10.0%	9.5%	9.0%
% of FP17s Relating to Free Repair or Replacements	1	1,248	0.1%	0.5%	0.7%	0.8%
% of FP17s Relating to Continuations	0	1,248	0.0%	0.7%	0.8%	0.9%
% of Patients satisfied with the dentistry they have received	0	0	N/A	92.6%	93.1%	93.2%
% of Patients satisfied with the time they had to wait for an appointment	0	0	N/A	87.4%	87.8%	88.3%

* This is based on patients treated on this contract for their most recent course of treatment. Figures in italics indicate the base number of FP17s or Patient Questionnaire responses are less than 100. N/A is shown where the base number of responses is less than 10 during the period. % is calculated as Quantity/Base number*100

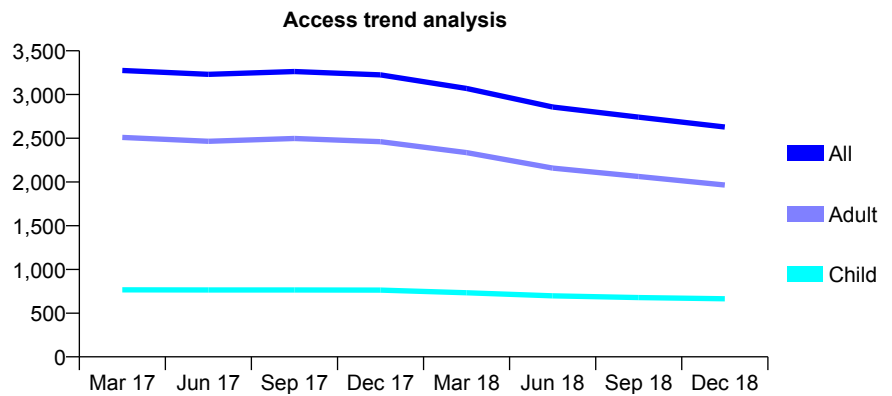
Q67 - Vital Signs At a Glance Contract Report for 353337/0002 - December 2018

Name or company name	MR DM BOWER
Contract type name	GDS Contract
Purpose of contract	General
Contract start date	01/06/2007
Contract end date	

18/19 Contracted general activity (UDA)	4,200
Carry forward general activity (UDA)	0
18/19 Contracted orthodontic activity (UOA)	0
Carry forward orthodontic activity (UOA)	0
Baseline contract value	£109,717.09

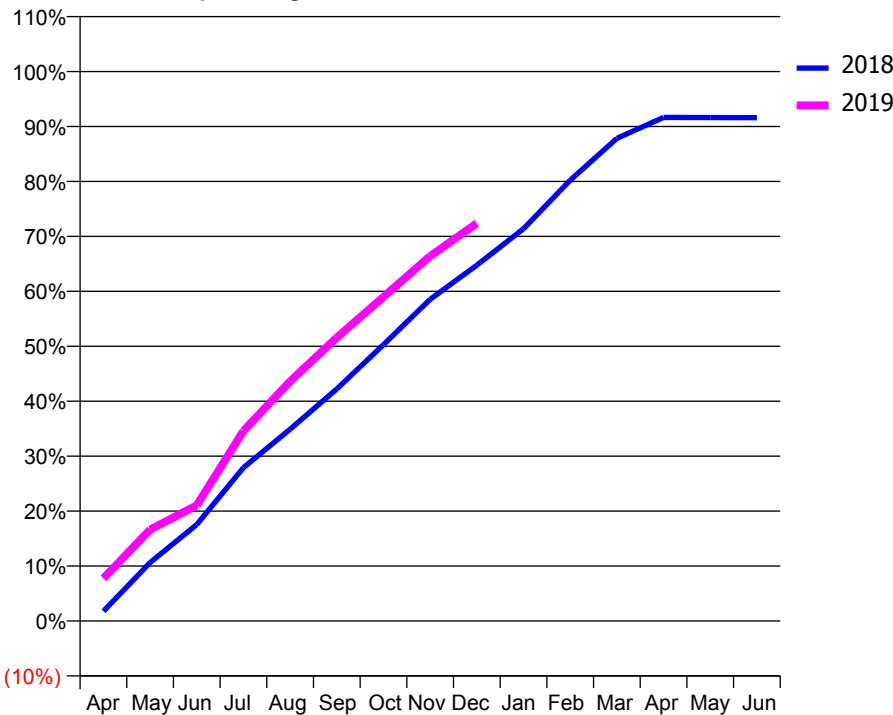
ACCESS*

Patients seen in 24 months	Total	Change since previous quarter
Quarter ending December 2017	3,224	
Quarter ending March 2018	3,069	↓
Quarter ending June 2018	2,857	↓
Quarter ending September 2018	2,741	↓
Quarter ending December 2018	2,629	↓
Variance since December 2017	(18.5%)	↓



ACTIVITY

Cumulative percentage of contracted UDA delivered 2018 & 2019



Month	Adjusted Scheduled Activity (UDA)	
	2018	2019
April	171	326
May	1,022	698
June	1,684	884
July	2,679	1,453
August	3,352	1,832
September	4,056	2,166
October	4,827	2,477
November	5,619	2,789
December	6,217	3,040
January	6,853	
February	7,700	
March	8,433	
April	8,797	
May	8,795	
June	8,794	

QUALITY

	Quantity	Base Number	Contract	AT	Region	England
% of FP17s for the same patient ID Re-attending within 3 months - Children	52	776	6.7%	11.3%	11.3%	11.8%
% of FP17s for the same patient ID Re-attending within 3 months - Adults	152	1,150	13.2%	16.1%	15.3%	15.6%
% of FP17s for the same patient ID Re-attending between 3 & 9 months - Children	520	776	67.0%	55.6%	61.1%	58.8%
% of FP17s for the same patient ID Re-attending between 3 & 9 months - Adults	794	1,150	69.0%	48.8%	52.4%	51.0%
% of FP17s for Band 1 Urgent Courses	64	1,753	3.7%	10.0%	9.5%	9.0%
% of FP17s Relating to Free Repair or Replacements	13	1,753	0.7%	0.5%	0.7%	0.8%
% of FP17s Relating to Continuations	12	1,753	0.7%	0.7%	0.8%	0.9%
% of Patients satisfied with the dentistry they have received	2	2	N/A	92.6%	93.1%	93.2%
% of Patients satisfied with the time they had to wait for an appointment	2	2	N/A	87.4%	87.8%	88.3%

* This is based on patients treated on this contract for their most recent course of treatment. Figures in italics indicate the base number of FP17s or Patient Questionnaire responses are less than 100. N/A is shown where the base number of responses is less than 10 during the period. % is calculated as Quantity/Base number*100

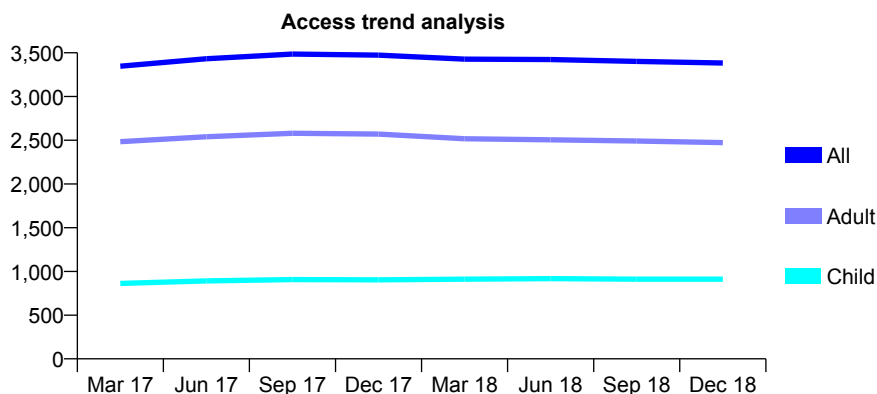
Q67 - Vital Signs At a Glance Contract Report for 357960/0001 - December 2018

Name or company name	MISS DE HAYES
Contract type name	GDS Contract
Purpose of contract	General
Contract start date	24/06/2015
Contract end date	

18/19 Contracted general activity (UDA)	10,000
Carry forward general activity (UDA)	10
18/19 Contracted orthodontic activity (UOA)	0
Carry forward orthodontic activity (UOA)	0
Baseline contract value	£251,445.79

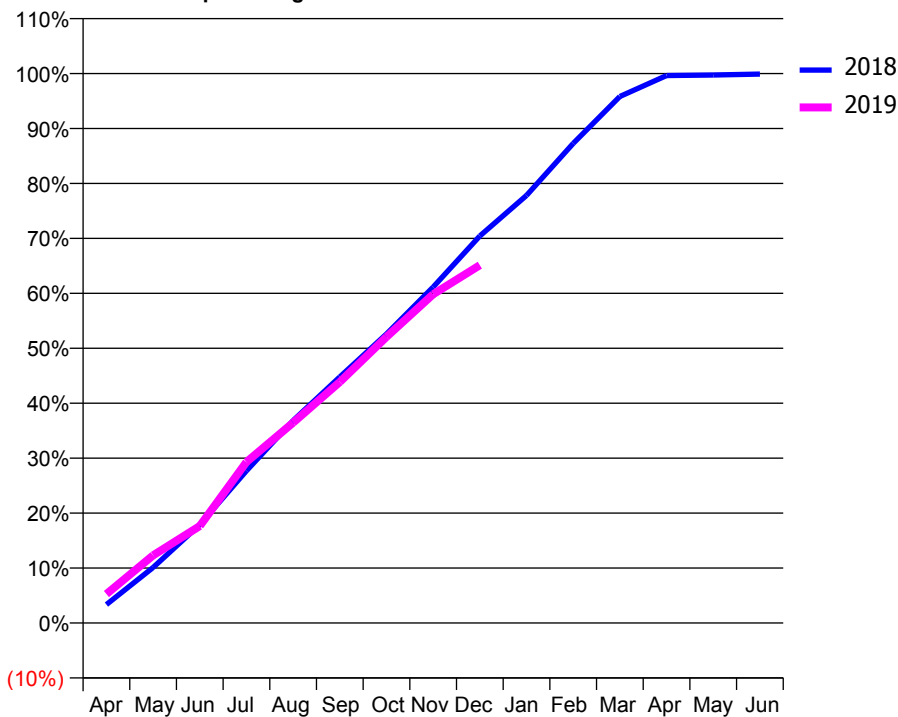
ACCESS*

Patients seen in 24 months	Total	Change since previous quarter
Quarter ending December 2017	3,474	
Quarter ending March 2018	3,428	↓
Quarter ending June 2018	3,423	→
Quarter ending September 2018	3,402	→
Quarter ending December 2018	3,384	→
Variance since December 2017	(2.6%)	↓



ACTIVITY

Cumulative percentage of contracted UDA delivered 2018 & 2019



Month	Adjusted Scheduled Activity (UDA)	
	2018	2019
April	336	528
May	1,011	1,231
June	1,790	1,764
July	2,770	2,931
August	3,686	3,646
September	4,479	4,385
October	5,259	5,205
November	6,115	5,984
December	7,043	6,512
January	7,782	
February	8,728	
March	9,581	
April	9,963	
May	9,972	
June	9,989	

QUALITY

	Quantity	Base Number	Contract	AT	Region	England
% of FP17s for the same patient ID Re-attending within 3 months - Children	85	1,049	8.1%	11.3%	11.3%	11.8%
% of FP17s for the same patient ID Re-attending within 3 months - Adults	506	2,997	16.9%	16.1%	15.3%	15.6%
% of FP17s for the same patient ID Re-attending between 3 & 9 months - Children	622	1,049	59.3%	55.6%	61.1%	58.8%
% of FP17s for the same patient ID Re-attending between 3 & 9 months - Adults	1,765	2,997	58.9%	48.8%	52.4%	51.0%
% of FP17s for Band 1 Urgent Courses	584	3,850	15.2%	10.0%	9.5%	9.0%
% of FP17s Relating to Free Repair or Replacements	31	3,850	0.8%	0.5%	0.7%	0.8%
% of FP17s Relating to Continuations	27	3,850	0.7%	0.7%	0.8%	0.9%
% of Patients satisfied with the dentistry they have received	3	3	N/A	92.6%	93.1%	93.2%
% of Patients satisfied with the time they had to wait for an appointment	3	3	N/A	87.4%	87.8%	88.3%

* This is based on patients treated on this contract for their most recent course of treatment. Figures in italics indicate the base number of FP17s or Patient Questionnaire responses are less than 100. N/A is shown where the base number of responses is less than 10 during the period. % is calculated as Quantity/Base number*100

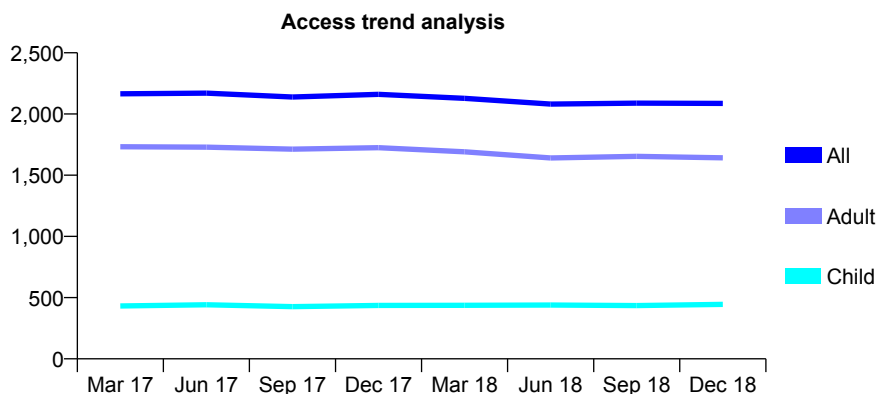
Q67 - Vital Signs At a Glance Contract Report for 358096/0001 - December 2018

Name or company name	MR AA TIKARE
Contract type name	GDS Contract
Purpose of contract	General
Contract start date	16/12/2006
Contract end date	

18/19 Contracted general activity (UDA)	4,413
Carry forward general activity (UDA)	0
18/19 Contracted orthodontic activity (UOA)	0
Carry forward orthodontic activity (UOA)	0
Baseline contract value	£117,657.10

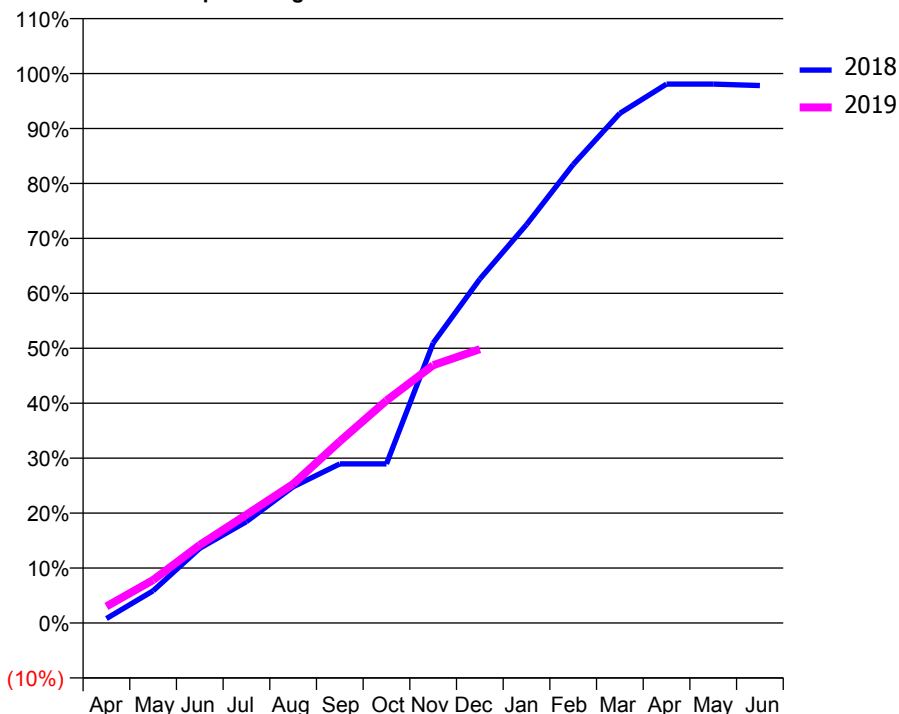
ACCESS*

Patients seen in 24 months	Total	Change since previous quarter
Quarter ending December 2017	2,161	
Quarter ending March 2018	2,128	↓
Quarter ending June 2018	2,081	↓
Quarter ending September 2018	2,089	→
Quarter ending December 2018	2,087	→
Variance since December 2017	(3.4%)	↓



ACTIVITY

Cumulative percentage of contracted UDA delivered 2018 & 2019



Month	Adjusted Scheduled Activity (UDA)	
	2018	2019
April	36	133
May	258	346
June	600	627
July	815	870
August	1,093	1,116
September	1,278	1,459
October	1,278	1,787
November	2,248	2,071
December	2,762	2,199
January	3,200	
February	3,682	
March	4,094	
April	4,328	
May	4,328	
June	4,316	

QUALITY

	Quantity	Base Number	Contract	AT	Region	England
% of FP17s for the same patient ID Re-attending within 3 months - Children	49	484	10.1%	11.3%	11.3%	11.8%
% of FP17s for the same patient ID Re-attending within 3 months - Adults	229	1,344	17.0%	16.1%	15.3%	15.6%
% of FP17s for the same patient ID Re-attending between 3 & 9 months - Children	218	484	45.0%	55.6%	61.1%	58.8%
% of FP17s for the same patient ID Re-attending between 3 & 9 months - Adults	511	1,344	38.0%	48.8%	52.4%	51.0%
% of FP17s for Band 1 Urgent Courses	89	1,132	7.9%	10.0%	9.5%	9.0%
% of FP17s Relating to Free Repair or Replacements	8	1,132	0.7%	0.5%	0.7%	0.8%
% of FP17s Relating to Continuations	25	1,132	2.2%	0.7%	0.8%	0.9%
% of Patients satisfied with the dentistry they have received	4	4	N/A	92.6%	93.1%	93.2%
% of Patients satisfied with the time they had to wait for an appointment	3	4	N/A	87.4%	87.8%	88.3%

* This is based on patients treated on this contract for their most recent course of treatment. Figures in italics indicate the base number of FP17s or Patient Questionnaire responses are less than 100. N/A is shown where the base number of responses is less than 10 during the period. % is calculated as Quantity/Base number*100

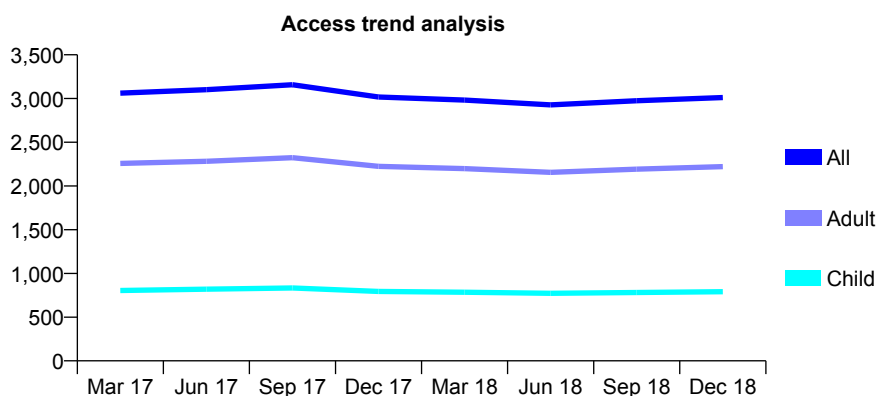
Q67 - Vital Signs At a Glance Contract Report for 358800/0001 - December 2018

Name or company name	Shorcliffe Road Partnership
Contract type name	GDS Contract
Purpose of contract	General
Contract start date	01/04/2006
Contract end date	

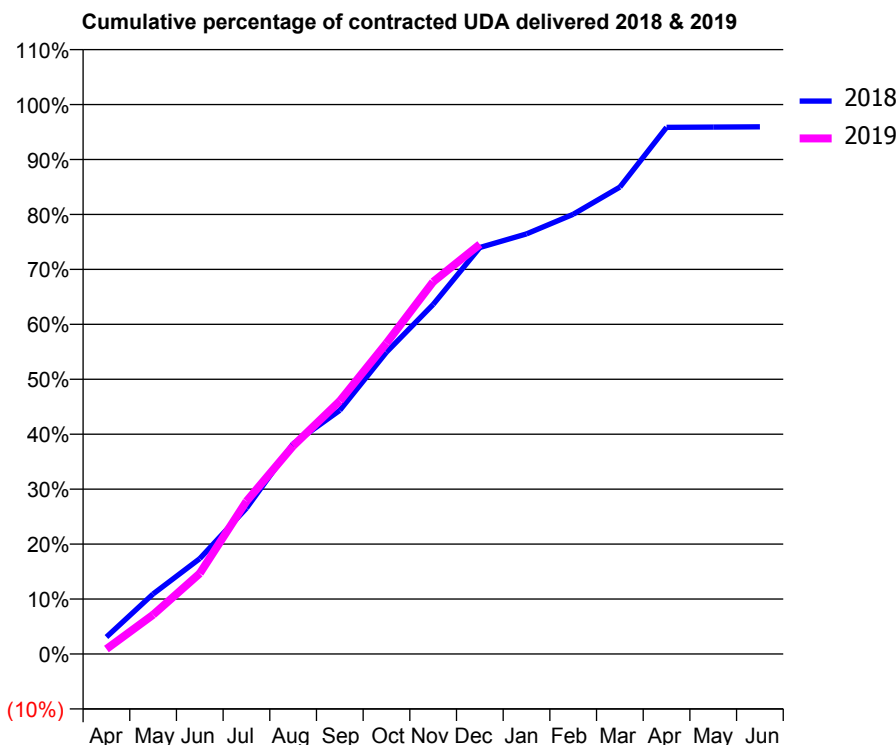
18/19 Contracted general activity (UDA)	6,969
Carry forward general activity (UDA)	0
18/19 Contracted orthodontic activity (UOA)	0
Carry forward orthodontic activity (UOA)	0
Baseline contract value	£161,257.63

ACCESS*

Patients seen in 24 months	Total	Change since previous quarter
Quarter ending December 2017	3,018	
Quarter ending March 2018	2,983	↓
Quarter ending June 2018	2,928	↓
Quarter ending September 2018	2,974	→
Quarter ending December 2018	3,011	→
Variance since December 2017	(0.2%)	→



ACTIVITY



Month	Adjusted Scheduled Activity (UDA)	
	2018	2019
April	215	63
May	762	499
June	1,210	1,022
July	1,849	1,937
August	2,666	2,638
September	3,091	3,209
October	3,827	3,943
November	4,433	4,721
December	5,155	5,196
January	5,329	
February	5,577	
March	5,922	
April	6,679	
May	6,683	
June	6,686	

QUALITY

	Quantity	Base Number	Contract	AT	Region	England
% of FP17s for the same patient ID Re-attending within 3 months - Children	57	1,125	5.1%	11.3%	11.3%	11.8%
% of FP17s for the same patient ID Re-attending within 3 months - Adults	346	3,054	11.3%	16.1%	15.3%	15.6%
% of FP17s for the same patient ID Re-attending between 3 & 9 months - Children	789	1,125	70.1%	55.6%	61.1%	58.8%
% of FP17s for the same patient ID Re-attending between 3 & 9 months - Adults	1,801	3,054	59.0%	48.8%	52.4%	51.0%
% of FP17s for Band 1 Urgent Courses	189	3,252	5.8%	10.0%	9.5%	9.0%
% of FP17s Relating to Free Repair or Replacements	34	3,252	1.0%	0.5%	0.7%	0.8%
% of FP17s Relating to Continuations	5	3,252	0.2%	0.7%	0.8%	0.9%
% of Patients satisfied with the dentistry they have received	2	2	N/A	92.6%	93.1%	93.2%
% of Patients satisfied with the time they had to wait for an appointment	2	2	N/A	87.4%	87.8%	88.3%

* This is based on patients treated on this contract for their most recent course of treatment. Figures in italics indicate the base number of FP17s or Patient Questionnaire responses are less than 100. N/A is shown where the base number of responses is less than 10 during the period. % is calculated as Quantity/Base number*100

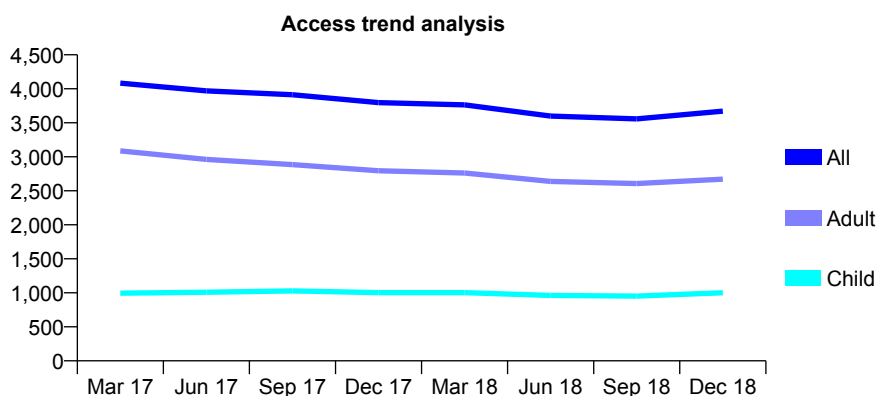
Q67 - Vital Signs At a Glance Contract Report for 360058/0004 - December 2018

Name or company name	MR VH PATEL
Contract type name	GDS Contract
Purpose of contract	General
Contract start date	15/12/2011
Contract end date	

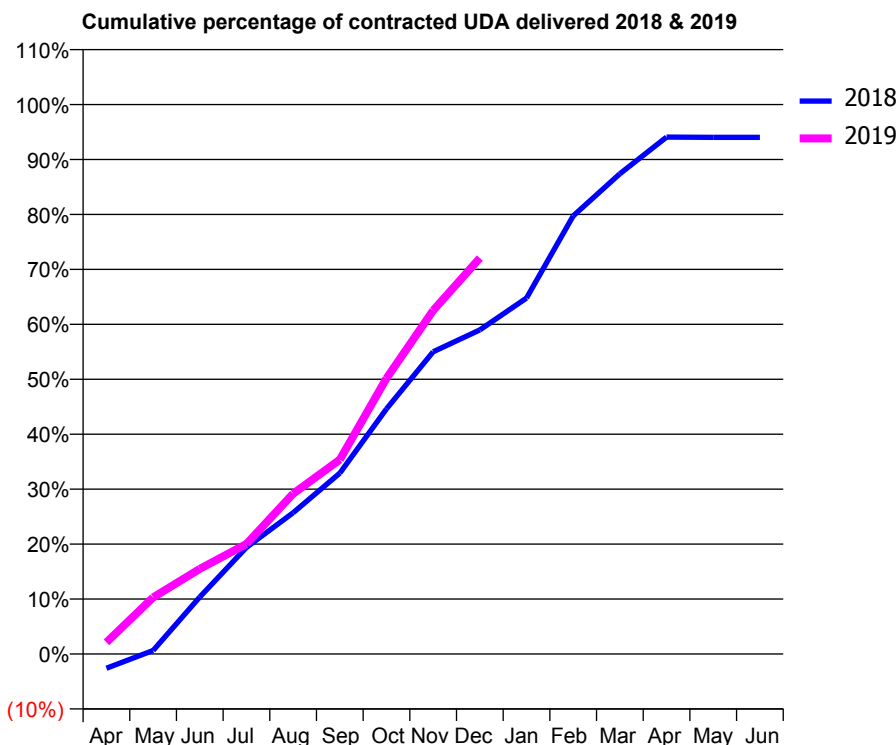
18/19 Contracted general activity (UDA)	7,236
Carry forward general activity (UDA)	0
18/19 Contracted orthodontic activity (UOA)	0
Carry forward orthodontic activity (UOA)	0
Baseline contract value	£183,945.59

ACCESS*

Patients seen in 24 months	Total	Change since previous quarter
Quarter ending December 2017	3,798	
Quarter ending March 2018	3,764	→
Quarter ending June 2018	3,599	↓
Quarter ending September 2018	3,558	↓
Quarter ending December 2018	3,672	↑
Variance since December 2017	(3.3%)	↓



ACTIVITY



Month	Adjusted Scheduled Activity (UDA)	
	2018	2019
April	-189	153
May	47	746
June	751	1,121
July	1,404	1,449
August	1,860	2,112
September	2,381	2,560
October	3,228	3,631
November	3,980	4,524
December	4,268	5,214
January	4,688	
February	5,770	
March	6,324	
April	6,807	
May	6,804	
June	6,804	

QUALITY

	Quantity	Base Number	Contract	AT	Region	England
% of FP17s for the same patient ID Re-attending within 3 months - Children	67	1,112	6.0%	11.3%	11.3%	11.8%
% of FP17s for the same patient ID Re-attending within 3 months - Adults	214	2,472	8.7%	16.1%	15.3%	15.6%
% of FP17s for the same patient ID Re-attending between 3 & 9 months - Children	614	1,112	55.2%	55.6%	61.1%	58.8%
% of FP17s for the same patient ID Re-attending between 3 & 9 months - Adults	939	2,472	38.0%	48.8%	52.4%	51.0%
% of FP17s for Band 1 Urgent Courses	173	2,538	6.8%	10.0%	9.5%	9.0%
% of FP17s Relating to Free Repair or Replacements	14	2,538	0.6%	0.5%	0.7%	0.8%
% of FP17s Relating to Continuations	0	2,538	0.0%	0.7%	0.8%	0.9%
% of Patients satisfied with the dentistry they have received	1	1	N/A	92.6%	93.1%	93.2%
% of Patients satisfied with the time they had to wait for an appointment	0	1	N/A	87.4%	87.8%	88.3%

* This is based on patients treated on this contract for their most recent course of treatment. Figures in italics indicate the base number of FP17s or Patient Questionnaire responses are less than 100. N/A is shown where the base number of responses is less than 10 during the period. % is calculated as Quantity/Base number*100

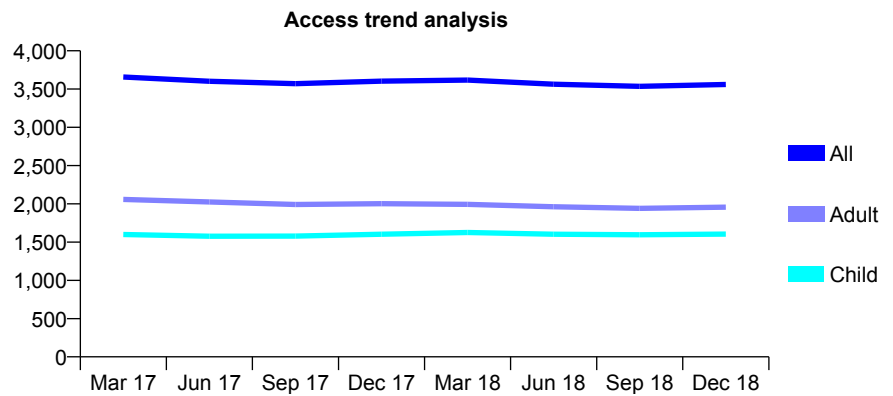
Q67 - Vital Signs At a Glance Contract Report for 565091/0003 - December 2018

Name or company name	Cheriton Dental Practice
Contract type name	GDS Contract
Purpose of contract	General
Contract start date	01/04/2006
Contract end date	

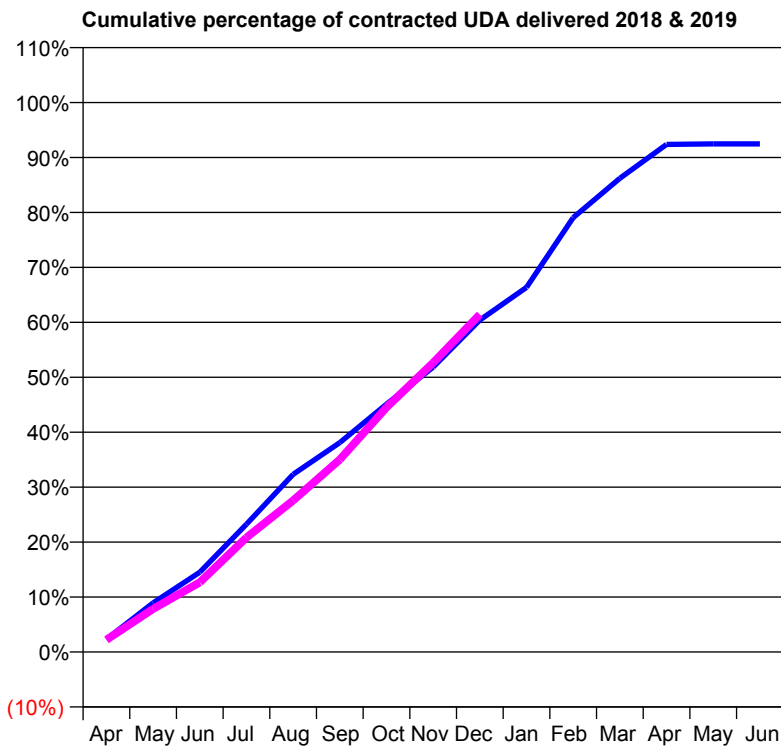
18/19 Contracted general activity (UDA)	9,432
Carry forward general activity (UDA)	0
18/19 Contracted orthodontic activity (UOA)	0
Carry forward orthodontic activity (UOA)	0
Baseline contract value	£238,337.10

ACCESS*

Patients seen in 24 months	Total	Change since previous quarter
Quarter ending December 2017	3,603	
Quarter ending March 2018	3,618	→
Quarter ending June 2018	3,564	↓
Quarter ending September 2018	3,536	→
Quarter ending December 2018	3,560	→
Variance since December 2017	(1.2%)	↓



ACTIVITY



Adjusted Scheduled Activity (UDA)		
Month	2018	2019
April	240	210
May	911	740
June	1,482	1,197
July	2,373	1,965
August	3,297	2,602
September	3,887	3,305
October	4,601	4,199
November	5,289	4,966
December	6,162	5,794
January	6,769	
February	8,064	
March	8,792	
April	9,421	
May	9,431	
June	9,432	

QUALITY

	Quantity	Base Number	Contract	AT	Region	England
% of FP17s for the same patient ID Re-attending within 3 months - Children	85	1,400	6.1%	11.3%	11.3%	11.8%
% of FP17s for the same patient ID Re-attending within 3 months - Adults	217	1,591	13.6%	16.1%	15.3%	15.6%
% of FP17s for the same patient ID Re-attending between 3 & 9 months - Children	674	1,400	48.1%	55.6%	61.1%	58.8%
% of FP17s for the same patient ID Re-attending between 3 & 9 months - Adults	782	1,591	49.2%	48.8%	52.4%	51.0%
% of FP17s for Band 1 Urgent Courses	189	2,751	6.9%	10.0%	9.5%	9.0%
% of FP17s Relating to Free Repair or Replacements	13	2,751	0.5%	0.5%	0.7%	0.8%
% of FP17s Relating to Continuations	2	2,751	0.1%	0.7%	0.8%	0.9%
% of Patients satisfied with the dentistry they have received	3	3	N/A	92.6%	93.1%	93.2%
% of Patients satisfied with the time they had to wait for an appointment	3	3	N/A	87.4%	87.8%	88.3%

* This is based on patients treated on this contract for their most recent course of treatment. Figures in italics indicate the base number of FP17s or Patient Questionnaire responses are less than 100. N/A is shown where the base number of responses is less than 10 during the period. % is calculated as Quantity/Base number*100

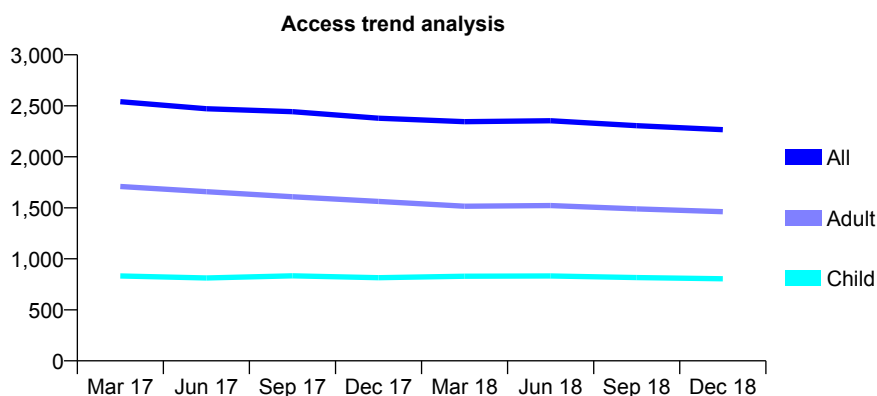
Q67 - Vital Signs At a Glance Contract Report for 570850/0001 - December 2018

Name or company name	Church Green Partnership
Contract type name	GDS Contract
Purpose of contract	General
Contract start date	01/04/2006
Contract end date	

18/19 Contracted general activity (UDA)	9,091
Carry forward general activity (UDA)	0
18/19 Contracted orthodontic activity (UOA)	0
Carry forward orthodontic activity (UOA)	0
Baseline contract value	£228,589.36

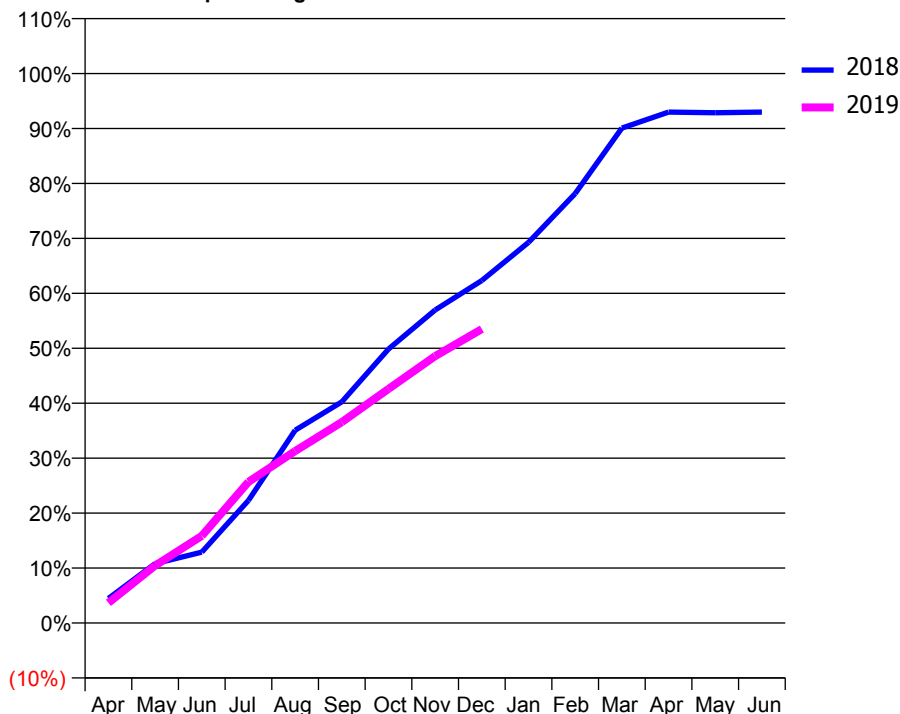
ACCESS*

Patients seen in 24 months	Total	Change since previous quarter
Quarter ending December 2017	2,378	
Quarter ending March 2018	2,345	↓
Quarter ending June 2018	2,354	→
Quarter ending September 2018	2,305	↓
Quarter ending December 2018	2,266	↓
Variance since December 2017	(4.7%)	↓



ACTIVITY

Cumulative percentage of contracted UDA delivered 2018 & 2019



Adjusted Scheduled Activity (UDA)		
Month	2018	2019
April	407	334
May	982	950
June	1,172	1,442
July	2,030	2,336
August	3,189	2,844
September	3,659	3,323
October	4,533	3,873
November	5,178	4,415
December	5,667	4,862
January	6,298	
February	7,105	
March	8,189	
April	8,453	
May	8,441	
June	8,452	

QUALITY

	Quantity	Base Number	Contract	AT	Region	England
% of FP17s for the same patient ID Re-attending within 3 months - Children	88	846	10.4%	11.3%	11.3%	11.8%
% of FP17s for the same patient ID Re-attending within 3 months - Adults	286	1,475	19.4%	16.1%	15.3%	15.6%
% of FP17s for the same patient ID Re-attending between 3 & 9 months - Children	522	846	61.7%	55.6%	61.1%	58.8%
% of FP17s for the same patient ID Re-attending between 3 & 9 months - Adults	749	1,475	50.8%	48.8%	52.4%	51.0%
% of FP17s for Band 1 Urgent Courses	263	2,213	11.9%	10.0%	9.5%	9.0%
% of FP17s Relating to Free Repair or Replacements	4	2,213	0.2%	0.5%	0.7%	0.8%
% of FP17s Relating to Continuations	2	2,213	0.1%	0.7%	0.8%	0.9%
% of Patients satisfied with the dentistry they have received	0	0	N/A	92.6%	93.1%	93.2%
% of Patients satisfied with the time they had to wait for an appointment	0	0	N/A	87.4%	87.8%	88.3%

* This is based on patients treated on this contract for their most recent course of treatment. Figures in italics indicate the base number of FP17s or Patient Questionnaire responses are less than 100. N/A is shown where the base number of responses is less than 10 during the period. % is calculated as Quantity/Base number*100

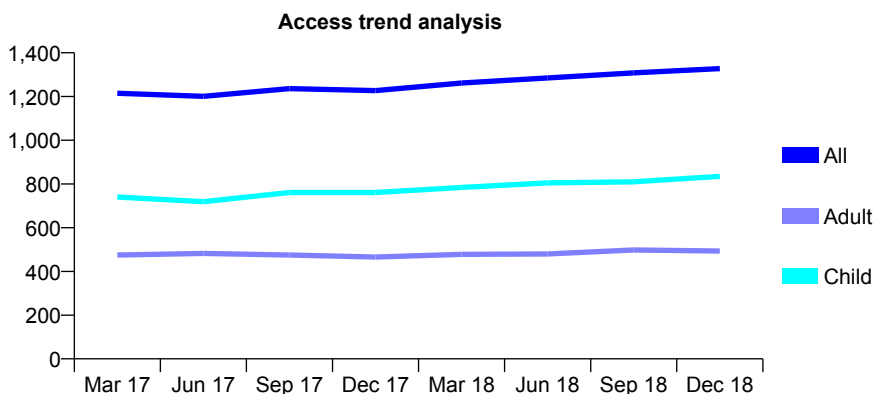
Q67 - Vital Signs At a Glance Contract Report for 571628/0001 - December 2018

Name or company name	White Oak Dental Practice Partnership
Contract type name	GDS Contract
Purpose of contract	General
Contract start date	01/04/2006
Contract end date	

18/19 Contracted general activity (UDA)	3,013
Carry forward general activity (UDA)	5
18/19 Contracted orthodontic activity (UOA)	0
Carry forward orthodontic activity (UOA)	0
Baseline contract value	£75,760.62

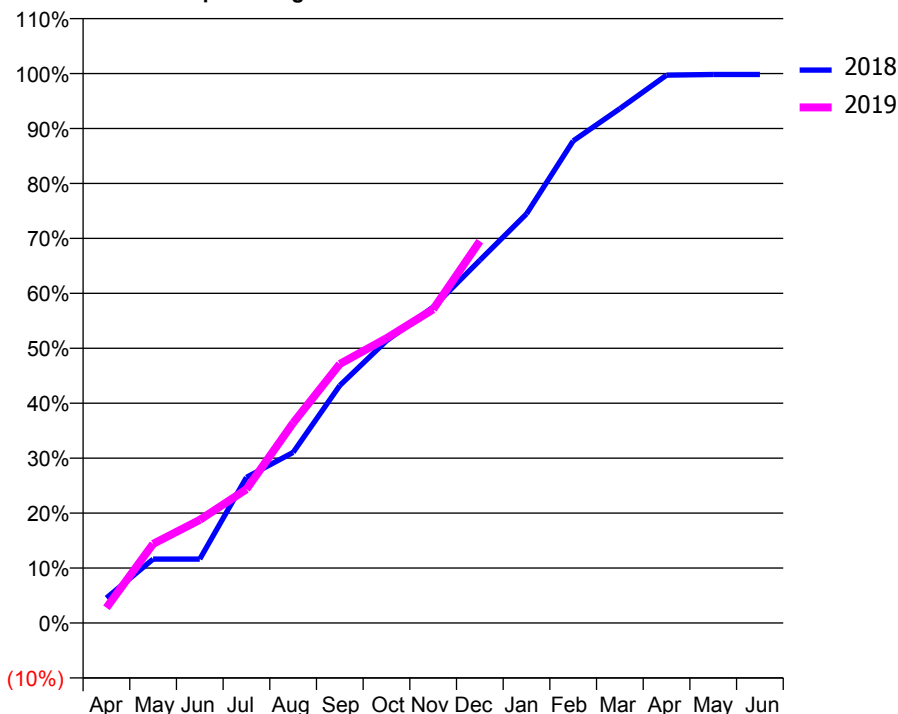
ACCESS*

Patients seen in 24 months	Total	Change since previous quarter
Quarter ending December 2017	1,227	
Quarter ending March 2018	1,262	↑
Quarter ending June 2018	1,285	→
Quarter ending September 2018	1,308	→
Quarter ending December 2018	1,328	→
Variance since December 2017	8.2%	↑



ACTIVITY

Cumulative percentage of contracted UDA delivered 2018 & 2019



Adjusted Scheduled Activity (UDA)

Month	2018	2019
April	137	84
May	350	434
June	350	565
July	799	734
August	935	1,097
September	1,302	1,420
October	1,547	1,561
November	1,732	1,720
December	1,989	2,094
January	2,244	
February	2,643	
March	2,820	
April	3,004	
May	3,008	
June	3,008	

QUALITY

	Quantity	Base Number	Contract	AT	Region	England
% of FP17s for the same patient ID Re-attending within 3 months - Children	86	932	9.2%	11.3%	11.3%	11.8%
% of FP17s for the same patient ID Re-attending within 3 months - Adults	40	320	12.5%	16.1%	15.3%	15.6%
% of FP17s for the same patient ID Re-attending between 3 & 9 months - Children	486	932	52.1%	55.6%	61.1%	58.8%
% of FP17s for the same patient ID Re-attending between 3 & 9 months - Adults	143	320	44.7%	48.8%	52.4%	51.0%
% of FP17s for Band 1 Urgent Courses	44	1,153	3.8%	10.0%	9.5%	9.0%
% of FP17s Relating to Free Repair or Replacements	6	1,153	0.5%	0.5%	0.7%	0.8%
% of FP17s Relating to Continuations	0	1,153	0.0%	0.7%	0.8%	0.9%
% of Patients satisfied with the dentistry they have received	0	0	N/A	92.6%	93.1%	93.2%
% of Patients satisfied with the time they had to wait for an appointment	0	0	N/A	87.4%	87.8%	88.3%

* This is based on patients treated on this contract for their most recent course of treatment. Figures in italics indicate the base number of FP17s or Patient Questionnaire responses are less than 100. N/A is shown where the base number of responses is less than 10 during the period. % is calculated as Quantity/Base number*100

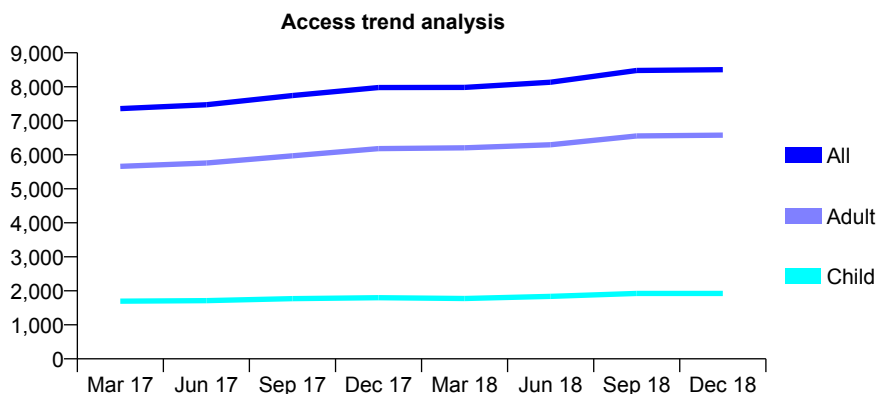
Q67 - Vital Signs At a Glance Contract Report for 572373/0001 - December 2018

Name or company name	Park Road Dental Practice
Contract type name	GDS Contract
Purpose of contract	General
Contract start date	01/04/2006
Contract end date	

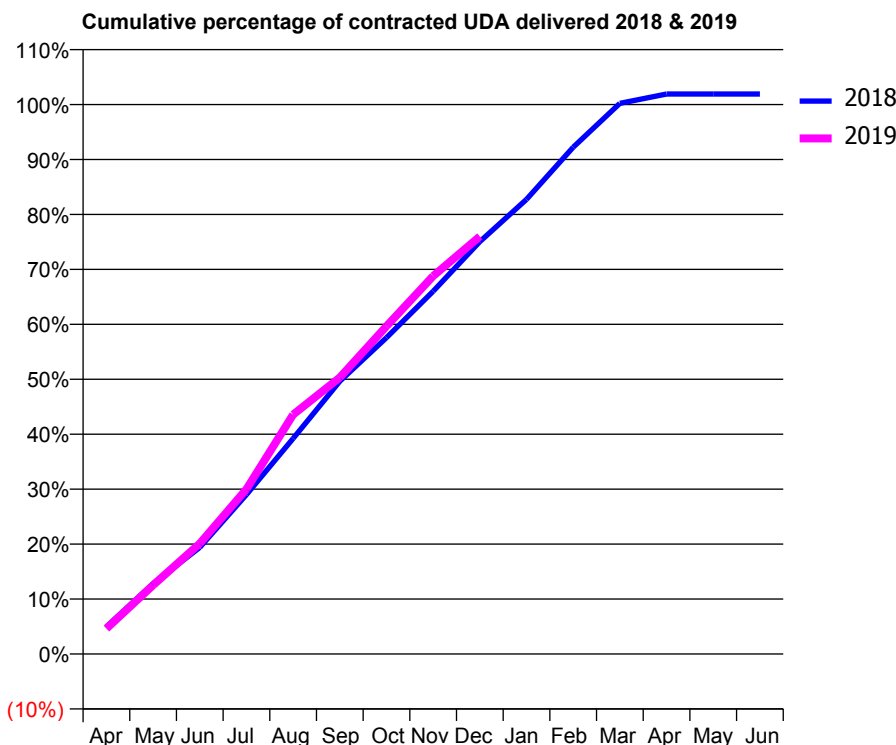
18/19 Contracted general activity (UDA)	26,671
Carry forward general activity (UDA)	0
18/19 Contracted orthodontic activity (UOA)	0
Carry forward orthodontic activity (UOA)	0
Baseline contract value	£648,321.37

ACCESS*

Patients seen in 24 months	Total	Change since previous quarter
Quarter ending December 2017	7,979	
Quarter ending March 2018	7,982	→
Quarter ending June 2018	8,134	→
Quarter ending September 2018	8,480	↑
Quarter ending December 2018	8,504	→
Variance since December 2017	6.6%	↑



ACTIVITY



Month	Adjusted Scheduled Activity (UDA)	
	2018	2019
April	1,225	1,232
May	3,157	3,345
June	4,787	5,360
July	7,158	8,001
August	9,680	11,622
September	12,247	13,420
October	14,205	15,915
November	16,286	18,347
December	18,512	20,269
January	20,412	
February	22,755	
March	24,721	
April	25,141	
May	25,140	
June	25,142	

QUALITY

	Quantity	Base Number	Contract	AT	Region	England
% of FP17s for the same patient ID Re-attending within 3 months - Children	138	2,227	6.2%	11.3%	11.3%	11.8%
% of FP17s for the same patient ID Re-attending within 3 months - Adults	632	6,637	9.5%	16.1%	15.3%	15.6%
% of FP17s for the same patient ID Re-attending between 3 & 9 months - Children	1,316	2,227	59.1%	55.6%	61.1%	58.8%
% of FP17s for the same patient ID Re-attending between 3 & 9 months - Adults	3,698	6,637	55.7%	48.8%	52.4%	51.0%
% of FP17s for Band 1 Urgent Courses	440	8,609	5.1%	10.0%	9.5%	9.0%
% of FP17s Relating to Free Repair or Replacements	44	8,609	0.5%	0.5%	0.7%	0.8%
% of FP17s Relating to Continuations	13	8,609	0.2%	0.7%	0.8%	0.9%
% of Patients satisfied with the dentistry they have received	9	9	N/A	92.6%	93.1%	93.2%
% of Patients satisfied with the time they had to wait for an appointment	8	9	N/A	87.4%	87.8%	88.3%

* This is based on patients treated on this contract for their most recent course of treatment. Figures in italics indicate the base number of FP17s or Patient Questionnaire responses are less than 100. N/A is shown where the base number of responses is less than 10 during the period. % is calculated as Quantity/Base number*100

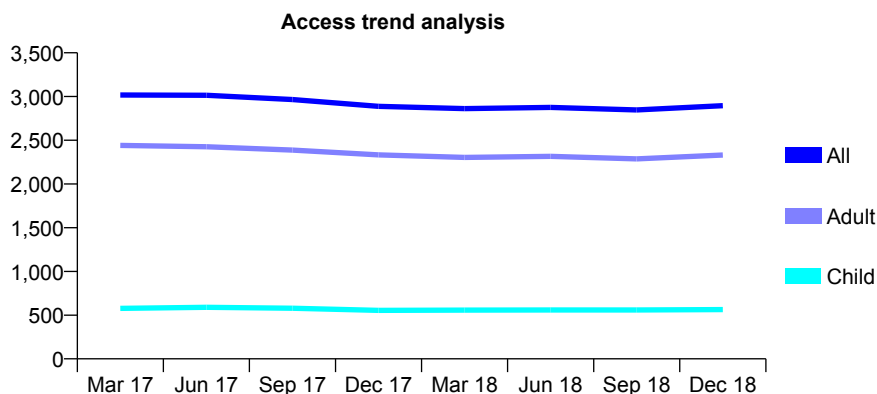
Q67 - Vital Signs At a Glance Contract Report for 573787/0001 - December 2018

Name or company name	MISS DM DALY
Contract type name	GDS Contract
Purpose of contract	General
Contract start date	01/04/2006
Contract end date	

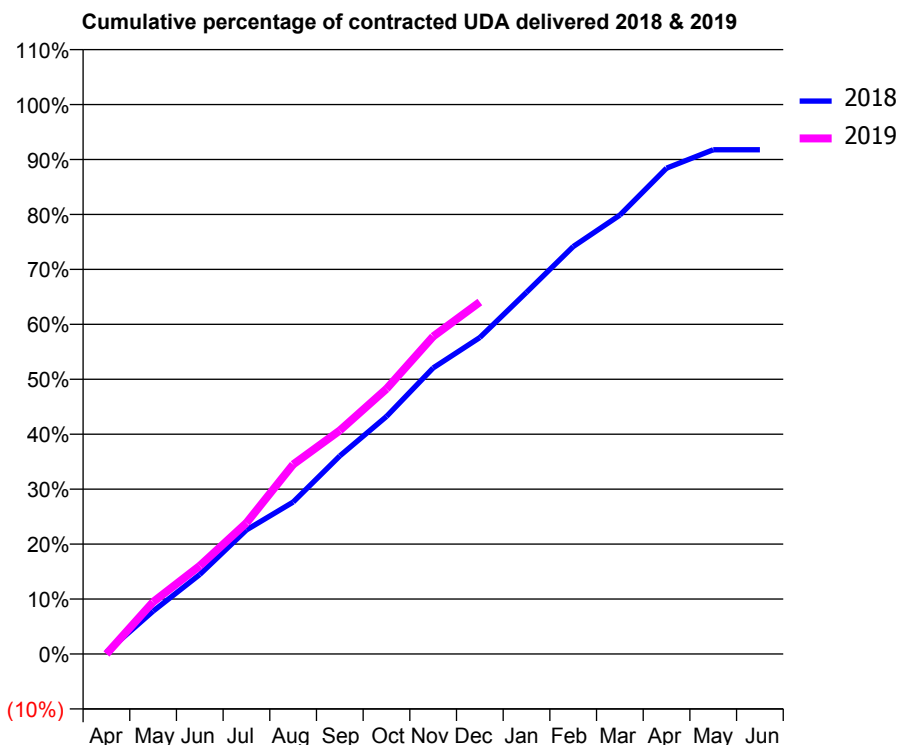
18/19 Contracted general activity (UDA)	7,166
Carry forward general activity (UDA)	0
18/19 Contracted orthodontic activity (UOA)	0
Carry forward orthodontic activity (UOA)	0
Baseline contract value	£180,186.06

ACCESS*

Patients seen in 24 months	Total	Change since previous quarter
Quarter ending December 2017	2,887	
Quarter ending March 2018	2,862	→
Quarter ending June 2018	2,875	→
Quarter ending September 2018	2,846	↓
Quarter ending December 2018	2,895	→
Variance since December 2017	0.3%	→



ACTIVITY



Month	Adjusted Scheduled Activity (UDA)	
	2018	2019
April	25	0
May	608	680
June	1,130	1,151
July	1,762	1,710
August	2,159	2,472
September	2,815	2,915
October	3,375	3,459
November	4,066	4,141
December	4,497	4,590
January	5,139	
February	5,790	
March	6,237	
April	6,903	
May	7,166	
June	7,166	

QUALITY

	Quantity	Base Number	Contract	AT	Region	England
% of FP17s for the same patient ID Re-attending within 3 months - Children	29	592	4.9%	11.3%	11.3%	11.8%
% of FP17s for the same patient ID Re-attending within 3 months - Adults	252	2,334	10.8%	16.1%	15.3%	15.6%
% of FP17s for the same patient ID Re-attending between 3 & 9 months - Children	357	592	60.3%	55.6%	61.1%	58.8%
% of FP17s for the same patient ID Re-attending between 3 & 9 months - Adults	1,210	2,334	51.8%	48.8%	52.4%	51.0%
% of FP17s for Band 1 Urgent Courses	121	2,546	4.8%	10.0%	9.5%	9.0%
% of FP17s Relating to Free Repair or Replacements	18	2,546	0.7%	0.5%	0.7%	0.8%
% of FP17s Relating to Continuations	16	2,546	0.6%	0.7%	0.8%	0.9%
% of Patients satisfied with the dentistry they have received	4	5	N/A	92.6%	93.1%	93.2%
% of Patients satisfied with the time they had to wait for an appointment	5	5	N/A	87.4%	87.8%	88.3%

* This is based on patients treated on this contract for their most recent course of treatment. Figures in italics indicate the base number of FP17s or Patient Questionnaire responses are less than 100. N/A is shown where the base number of responses is less than 10 during the period. % is calculated as Quantity/Base number*100

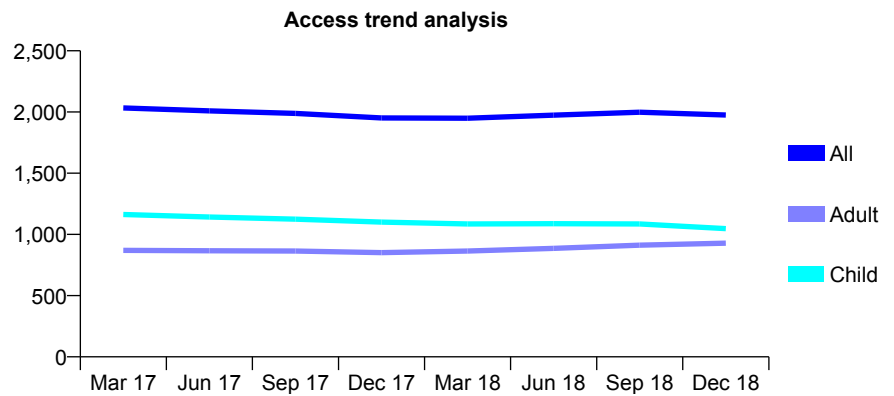
Q67 - Vital Signs At a Glance Contract Report for 574376/0001 - December 2018

Name or company name	Eustace and Partners
Contract type name	GDS Contract
Purpose of contract	General
Contract start date	01/12/2013
Contract end date	

18/19 Contracted general activity (UDA)	4,400
Carry forward general activity (UDA)	0
18/19 Contracted orthodontic activity (UOA)	0
Carry forward orthodontic activity (UOA)	0
Baseline contract value	£108,782.63

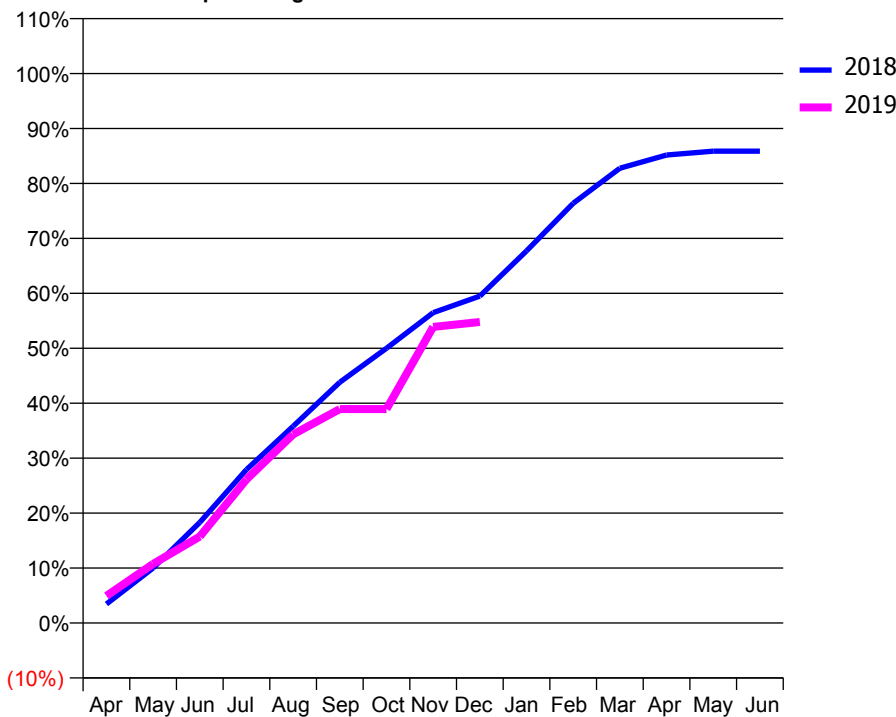
ACCESS*

Patients seen in 24 months	Total	Change since previous quarter
Quarter ending December 2017	1,952	
Quarter ending March 2018	1,949	→
Quarter ending June 2018	1,974	→
Quarter ending September 2018	1,998	→
Quarter ending December 2018	1,976	↓
Variance since December 2017	1.2%	→



ACTIVITY

Cumulative percentage of contracted UDA delivered 2018 & 2019



Adjusted Scheduled Activity (UDA)		
Month	2018	2019
April	152	217
May	440	474
June	805	692
July	1,229	1,149
August	1,576	1,510
September	1,928	1,713
October	2,200	1,713
November	2,485	2,371
December	2,617	2,410
January	2,979	
February	3,361	
March	3,642	
April	3,748	
May	3,778	
June	3,778	

QUALITY

	Quantity	Base Number	Contract	AT	Region	England
% of FP17s for the same patient ID Re-attending within 3 months - Children	28	1,005	2.8%	11.3%	11.3%	11.8%
% of FP17s for the same patient ID Re-attending within 3 months - Adults	61	733	8.3%	16.1%	15.3%	15.6%
% of FP17s for the same patient ID Re-attending between 3 & 9 months - Children	538	1,005	53.5%	55.6%	61.1%	58.8%
% of FP17s for the same patient ID Re-attending between 3 & 9 months - Adults	381	733	52.0%	48.8%	52.4%	51.0%
% of FP17s for Band 1 Urgent Courses	7	1,641	0.4%	10.0%	9.5%	9.0%
% of FP17s Relating to Free Repair or Replacements	0	1,641	0.0%	0.5%	0.7%	0.8%
% of FP17s Relating to Continuations	3	1,641	0.2%	0.7%	0.8%	0.9%
% of Patients satisfied with the dentistry they have received	1	1	N/A	92.6%	93.1%	93.2%
% of Patients satisfied with the time they had to wait for an appointment	1	1	N/A	87.4%	87.8%	88.3%

* This is based on patients treated on this contract for their most recent course of treatment. Figures in italics indicate the base number of FP17s or Patient Questionnaire responses are less than 100. N/A is shown where the base number of responses is less than 10 during the period. % is calculated as Quantity/Base number*100

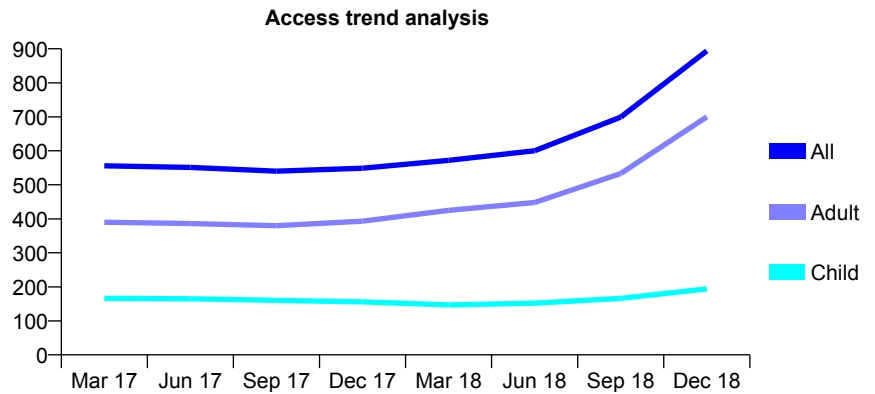
Q67 - Vital Signs At a Glance Contract Report for 629871/0003 - December 2018

Name or company name	Browne, Laurens & Myint Dental Partnershi
Contract type name	GDS Contract
Purpose of contract	General
Contract start date	01/09/2013
Contract end date	

18/19 Contracted general activity (UDA)	2,765
Carry forward general activity (UDA)	0
18/19 Contracted orthodontic activity (UOA)	0
Carry forward orthodontic activity (UOA)	0
Baseline contract value	£77,248.22

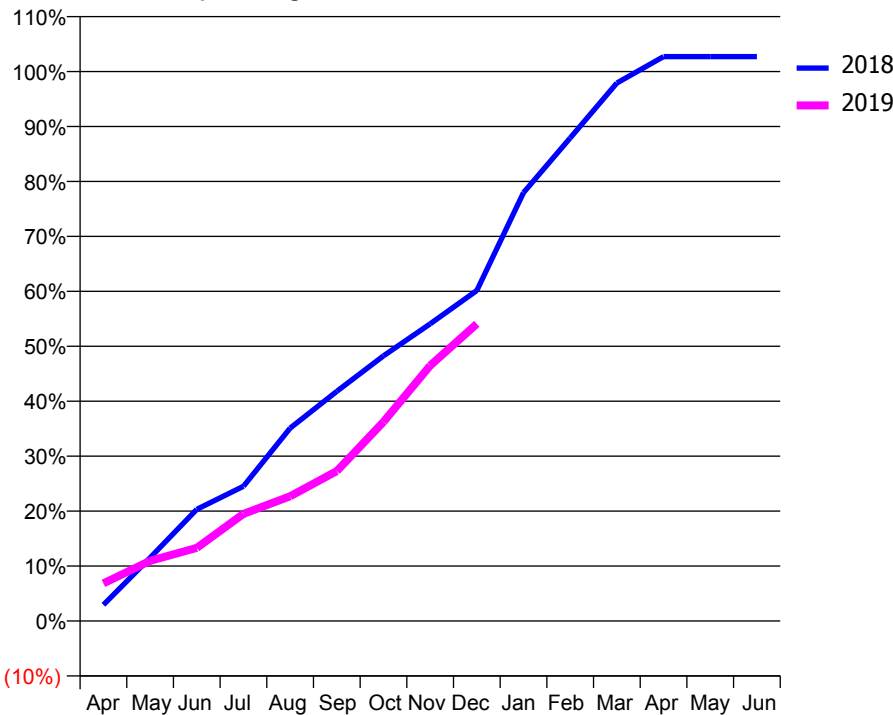
ACCESS*

Patients seen in 24 months	Total	Change since previous quarter
Quarter ending December 2017	549	
Quarter ending March 2018	572	↑
Quarter ending June 2018	600	↑
Quarter ending September 2018	699	↑
Quarter ending December 2018	894	↑
Variance since December 2017	62.8%	↑



ACTIVITY

Cumulative percentage of contracted UDA delivered 2018 & 2019



Month	Adjusted Scheduled Activity (UDA)	
	2018	2019
April	52	190
May	203	303
June	359	368
July	433	539
August	619	628
September	738	755
October	852	1,002
November	955	1,285
December	1,062	1,495
January	1,376	
February	1,552	
March	1,728	
April	1,813	
May	1,813	
June	1,813	

QUALITY

	Quantity	Base Number	Contract	AT	Region	England
% of FP17s for the same patient ID Re-attending within 3 months - Children	9	222	4.1%	11.3%	11.3%	11.8%
% of FP17s for the same patient ID Re-attending within 3 months - Adults	42	619	6.8%	16.1%	15.3%	15.6%
% of FP17s for the same patient ID Re-attending between 3 & 9 months - Children	109	222	49.1%	55.6%	61.1%	58.8%
% of FP17s for the same patient ID Re-attending between 3 & 9 months - Adults	189	619	30.5%	48.8%	52.4%	51.0%
% of FP17s for Band 1 Urgent Courses	56	816	6.9%	10.0%	9.5%	9.0%
% of FP17s Relating to Free Repair or Replacements	5	816	0.6%	0.5%	0.7%	0.8%
% of FP17s Relating to Continuations	1	816	0.1%	0.7%	0.8%	0.9%
% of Patients satisfied with the dentistry they have received	0	0	N/A	92.6%	93.1%	93.2%
% of Patients satisfied with the time they had to wait for an appointment	0	0	N/A	87.4%	87.8%	88.3%

* This is based on patients treated on this contract for their most recent course of treatment. Figures in italics indicate the base number of FP17s or Patient Questionnaire responses are less than 100. N/A is shown where the base number of responses is less than 10 during the period. % is calculated as Quantity/Base number*100

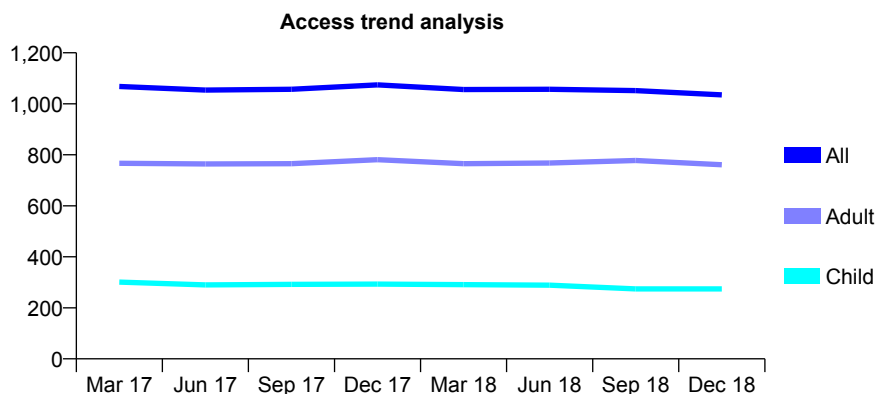
Q67 - Vital Signs At a Glance Contract Report for 630047/0001 - December 2018

Name or company name	MISS JH FORRYAN
Contract type name	GDS Contract
Purpose of contract	General
Contract start date	01/04/2006
Contract end date	

18/19 Contracted general activity (UDA)	2,376
Carry forward general activity (UDA)	0
18/19 Contracted orthodontic activity (UOA)	0
Carry forward orthodontic activity (UOA)	0
Baseline contract value	£54,307.50

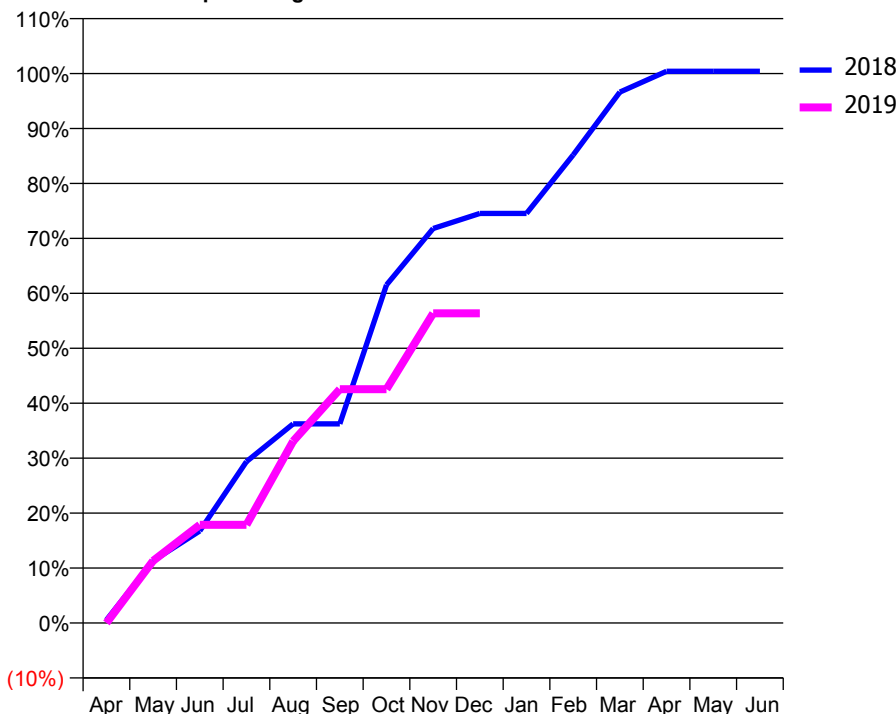
ACCESS*

Patients seen in 24 months	Total	Change since previous quarter
Quarter ending December 2017	1,074	
Quarter ending March 2018	1,056	↓
Quarter ending June 2018	1,057	→
Quarter ending September 2018	1,052	→
Quarter ending December 2018	1,035	↓
Variance since December 2017	(3.6%)	↓



ACTIVITY

Cumulative percentage of contracted UDA delivered 2018 & 2019



Month	Adjusted Scheduled Activity (UDA)	
	2018	2019
April	13	0
May	269	269
June	398	424
July	698	424
August	861	786
September	861	1,011
October	1,462	1,011
November	1,706	1,339
December	1,771	1,339
January	1,771	
February	2,024	
March	2,296	
April	2,386	
May	2,386	
June	2,386	

QUALITY

	Quantity	Base Number	Contract	AT	Region	England
% of FP17s for the same patient ID Re-attending within 3 months - Children	13	234	5.6%	11.3%	11.3%	11.8%
% of FP17s for the same patient ID Re-attending within 3 months - Adults	35	473	7.4%	16.1%	15.3%	15.6%
% of FP17s for the same patient ID Re-attending between 3 & 9 months - Children	139	234	59.4%	55.6%	61.1%	58.8%
% of FP17s for the same patient ID Re-attending between 3 & 9 months - Adults	172	473	36.4%	48.8%	52.4%	51.0%
% of FP17s for Band 1 Urgent Courses	37	666	5.6%	10.0%	9.5%	9.0%
% of FP17s Relating to Free Repair or Replacements	0	666	0.0%	0.5%	0.7%	0.8%
% of FP17s Relating to Continuations	2	666	0.3%	0.7%	0.8%	0.9%
% of Patients satisfied with the dentistry they have received	1	1	N/A	92.6%	93.1%	93.2%
% of Patients satisfied with the time they had to wait for an appointment	0	1	N/A	87.4%	87.8%	88.3%

* This is based on patients treated on this contract for their most recent course of treatment. Figures in italics indicate the base number of FP17s or Patient Questionnaire responses are less than 100. N/A is shown where the base number of responses is less than 10 during the period. % is calculated as Quantity/Base number*100

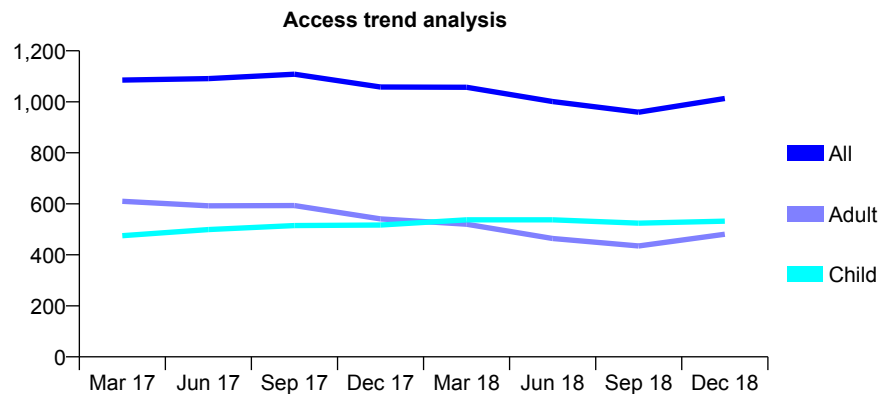
Q67 - Vital Signs At a Glance Contract Report for 636576/0001 - December 2018

Name or company name	Mr D Patel and Mr B Patel
Contract type name	GDS Contract
Purpose of contract	General
Contract start date	01/04/2006
Contract end date	

18/19 Contracted general activity (UDA)	2,500
Carry forward general activity (UDA)	30
18/19 Contracted orthodontic activity (UOA)	0
Carry forward orthodontic activity (UOA)	0
Baseline contract value	£63,270.78

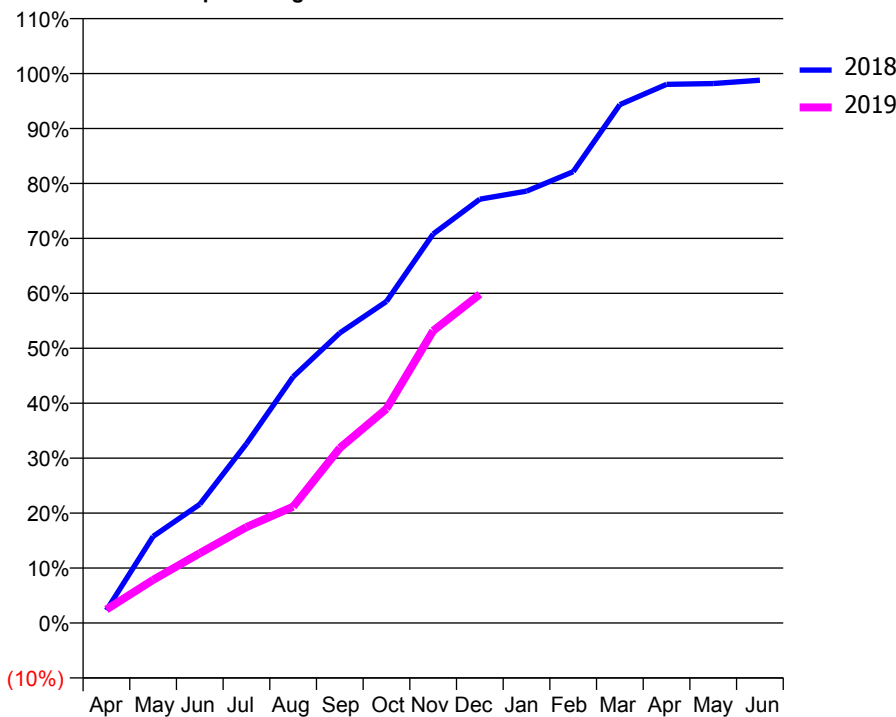
ACCESS*

Patients seen in 24 months	Total	Change since previous quarter
Quarter ending December 2017	1,058	
Quarter ending March 2018	1,057	→
Quarter ending June 2018	1,001	↓
Quarter ending September 2018	959	↓
Quarter ending December 2018	1,013	↑
Variance since December 2017	(4.3%)	↓



ACTIVITY

Cumulative percentage of contracted UDA delivered 2018 & 2019



Adjusted Scheduled Activity (UDA)		
Month	2018	2019
April	58	62
May	394	196
June	540	318
July	816	436
August	1,120	529
September	1,320	796
October	1,463	974
November	1,770	1,330
December	1,928	1,496
January	1,965	
February	2,053	
March	2,358	
April	2,450	
May	2,454	
June	2,470	

QUALITY

	Quantity	Base Number	Contract	AT	Region	England
% of FP17s for the same patient ID Re-attending within 3 months - Children	39	536	7.3%	11.3%	11.3%	11.8%
% of FP17s for the same patient ID Re-attending within 3 months - Adults	43	363	11.8%	16.1%	15.3%	15.6%
% of FP17s for the same patient ID Re-attending between 3 & 9 months - Children	313	536	58.4%	55.6%	61.1%	58.8%
% of FP17s for the same patient ID Re-attending between 3 & 9 months - Adults	168	363	46.3%	48.8%	52.4%	51.0%
% of FP17s for Band 1 Urgent Courses	49	848	5.8%	10.0%	9.5%	9.0%
% of FP17s Relating to Free Repair or Replacements	3	848	0.4%	0.5%	0.7%	0.8%
% of FP17s Relating to Continuations	2	848	0.2%	0.7%	0.8%	0.9%
% of Patients satisfied with the dentistry they have received	0	0	N/A	92.6%	93.1%	93.2%
% of Patients satisfied with the time they had to wait for an appointment	0	0	N/A	87.4%	87.8%	88.3%

* This is based on patients treated on this contract for their most recent course of treatment. Figures in italics indicate the base number of FP17s or Patient Questionnaire responses are less than 100. N/A is shown where the base number of responses is less than 10 during the period. % is calculated as Quantity/Base number*100

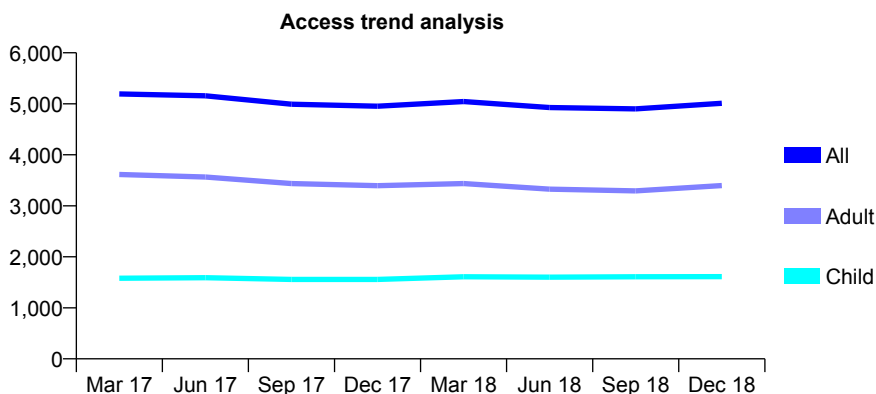
Q67 - Vital Signs At a Glance Contract Report for 638323/0001 - December 2018

Name or company name	MR SS PHOTAY
Contract type name	GDS Contract
Purpose of contract	General
Contract start date	01/04/2006
Contract end date	

18/19 Contracted general activity (UDA)	12,702
Carry forward general activity (UDA)	0
18/19 Contracted orthodontic activity (UOA)	0
Carry forward orthodontic activity (UOA)	0
Baseline contract value	£319,386.44

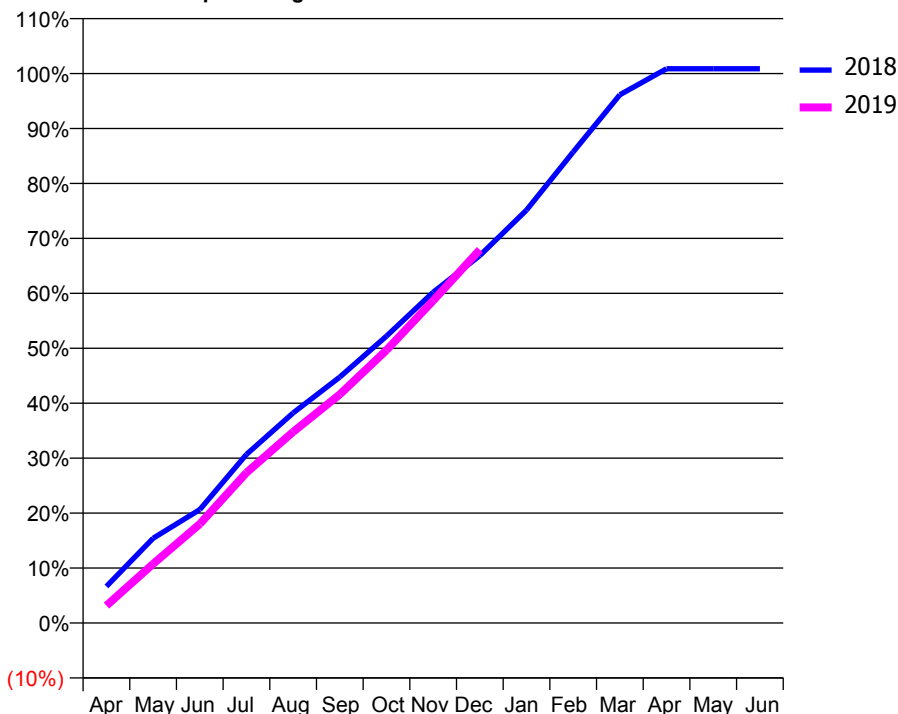
ACCESS*

Patients seen in 24 months	Total	Change since previous quarter
Quarter ending December 2017	4,954	
Quarter ending March 2018	5,045	→
Quarter ending June 2018	4,928	↓
Quarter ending September 2018	4,900	→
Quarter ending December 2018	5,011	↑
Variance since December 2017	1.2%	→



ACTIVITY

Cumulative percentage of contracted UDA delivered 2018 & 2019



Month	Adjusted Scheduled Activity (UDA)	
	2018	2019
April	847	401
May	1,957	1,367
June	2,620	2,290
July	3,899	3,475
August	4,857	4,419
September	5,685	5,285
October	6,631	6,308
November	7,645	7,453
December	8,493	8,629
January	9,545	
February	10,890	
March	12,211	
April	12,811	
May	12,813	
June	12,813	

QUALITY

	Quantity	Base Number	Contract	AT	Region	England
% of FP17s for the same patient ID Re-attending within 3 months - Children	144	1,439	10.0%	11.3%	11.3%	11.8%
% of FP17s for the same patient ID Re-attending within 3 months - Adults	499	2,784	17.9%	16.1%	15.3%	15.6%
% of FP17s for the same patient ID Re-attending between 3 & 9 months - Children	465	1,439	32.3%	55.6%	61.1%	58.8%
% of FP17s for the same patient ID Re-attending between 3 & 9 months - Adults	838	2,784	30.1%	48.8%	52.4%	51.0%
% of FP17s for Band 1 Urgent Courses	487	3,928	12.4%	10.0%	9.5%	9.0%
% of FP17s Relating to Free Repair or Replacements	36	3,928	0.9%	0.5%	0.7%	0.8%
% of FP17s Relating to Continuations	81	3,928	2.1%	0.7%	0.8%	0.9%
% of Patients satisfied with the dentistry they have received	3	3	N/A	92.6%	93.1%	93.2%
% of Patients satisfied with the time they had to wait for an appointment	3	3	N/A	87.4%	87.8%	88.3%

* This is based on patients treated on this contract for their most recent course of treatment. Figures in italics indicate the base number of FP17s or Patient Questionnaire responses are less than 100. N/A is shown where the base number of responses is less than 10 during the period. % is calculated as Quantity/Base number*100

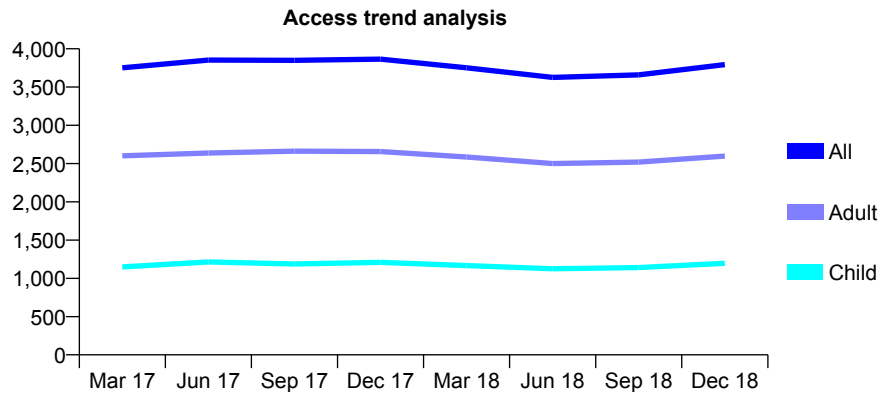
Q67 - Vital Signs At a Glance Contract Report for 638323/0002 - December 2018

Name or company name	MR SS PHOTAY
Contract type name	GDS Contract
Purpose of contract	General
Contract start date	01/04/2006
Contract end date	

18/19 Contracted general activity (UDA)	10,254
Carry forward general activity (UDA)	43
18/19 Contracted orthodontic activity (UOA)	0
Carry forward orthodontic activity (UOA)	0
Baseline contract value	£257,832.50

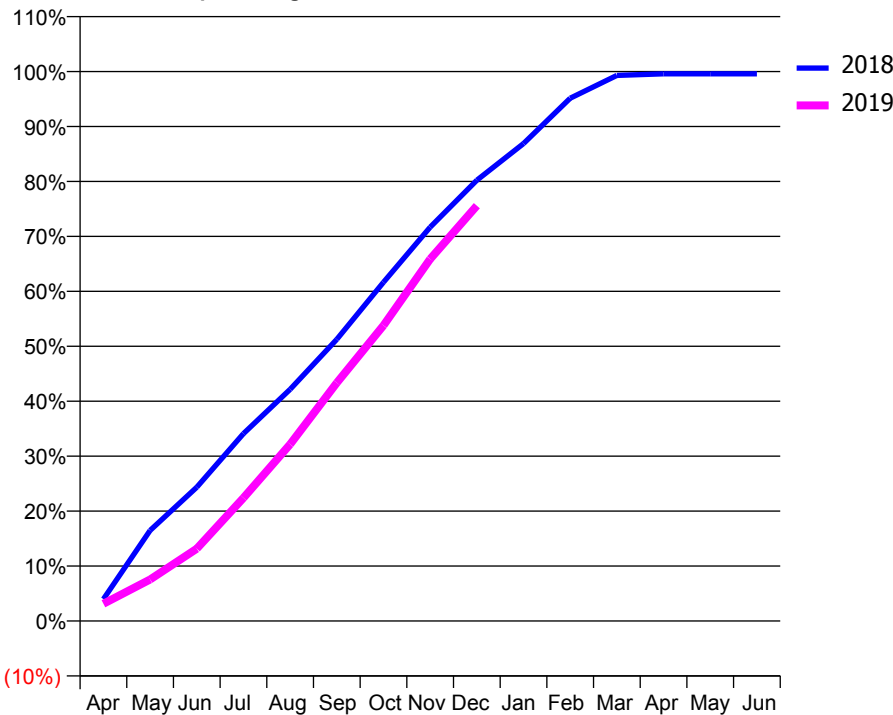
ACCESS*

Patients seen in 24 months	Total	Change since previous quarter
Quarter ending December 2017	3,865	
Quarter ending March 2018	3,752	↓
Quarter ending June 2018	3,626	↓
Quarter ending September 2018	3,660	→
Quarter ending December 2018	3,793	↑
Variance since December 2017	(1.9%)	↓



ACTIVITY

Cumulative percentage of contracted UDA delivered 2018 & 2019



Month	Adjusted Scheduled Activity (UDA)	
	2018	2019
April	410	321
May	1,691	775
June	2,497	1,351
July	3,498	2,297
August	4,324	3,299
September	5,256	4,446
October	6,322	5,514
November	7,350	6,754
December	8,225	7,751
January	8,908	
February	9,756	
March	10,180	
April	10,210	
May	10,210	
June	10,210	

QUALITY

	Quantity	Base Number	Contract	AT	Region	England
% of FP17s for the same patient ID Re-attending within 3 months - Children	45	944	4.8%	11.3%	11.3%	11.8%
% of FP17s for the same patient ID Re-attending within 3 months - Adults	368	2,177	16.9%	16.1%	15.3%	15.6%
% of FP17s for the same patient ID Re-attending between 3 & 9 months - Children	303	944	32.1%	55.6%	61.1%	58.8%
% of FP17s for the same patient ID Re-attending between 3 & 9 months - Adults	666	2,177	30.6%	48.8%	52.4%	51.0%
% of FP17s for Band 1 Urgent Courses	523	3,106	16.8%	10.0%	9.5%	9.0%
% of FP17s Relating to Free Repair or Replacements	2	3,106	0.1%	0.5%	0.7%	0.8%
% of FP17s Relating to Continuations	18	3,106	0.6%	0.7%	0.8%	0.9%
% of Patients satisfied with the dentistry they have received	1	1	N/A	92.6%	93.1%	93.2%
% of Patients satisfied with the time they had to wait for an appointment	1	1	N/A	87.4%	87.8%	88.3%

* This is based on patients treated on this contract for their most recent course of treatment. Figures in italics indicate the base number of FP17s or Patient Questionnaire responses are less than 100. N/A is shown where the base number of responses is less than 10 during the period. % is calculated as Quantity/Base number*100

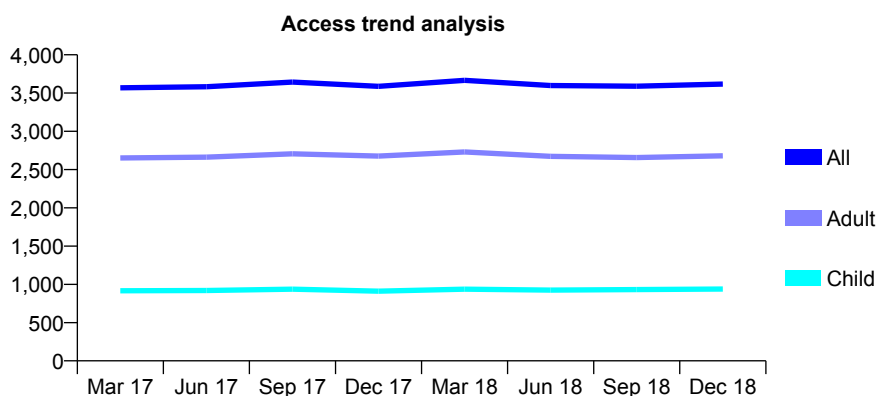
Q67 - Vital Signs At a Glance Contract Report for 638323/0003 - December 2018

Name or company name	MR SS PHOTAY
Contract type name	GDS Contract
Purpose of contract	General
Contract start date	01/04/2006
Contract end date	

18/19 Contracted general activity (UDA)	9,000
Carry forward general activity (UDA)	0
18/19 Contracted orthodontic activity (UOA)	0
Carry forward orthodontic activity (UOA)	0
Baseline contract value	£226,301.21

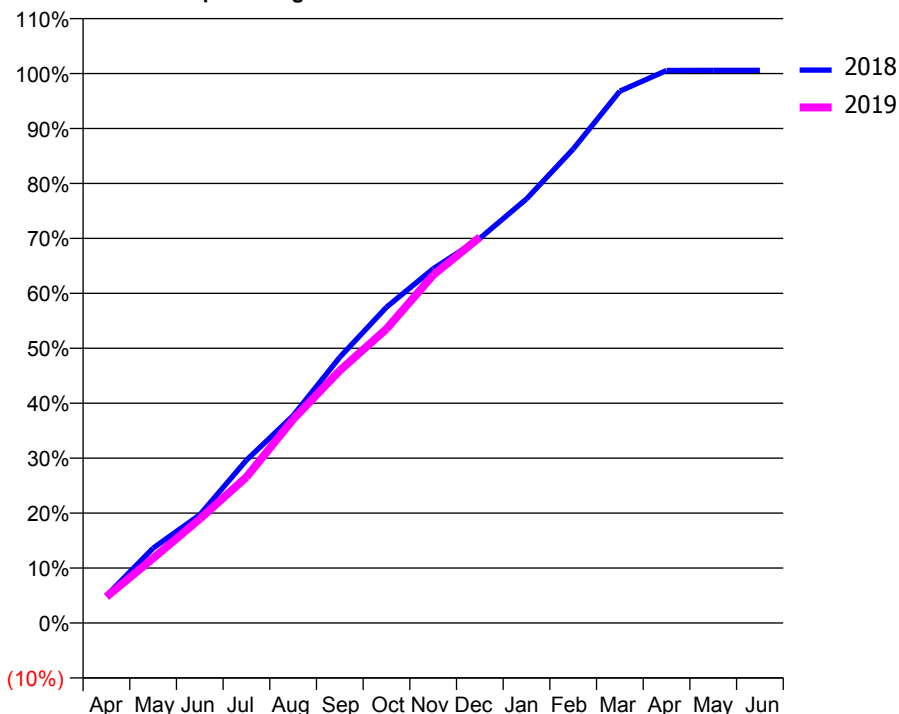
ACCESS*

Patients seen in 24 months	Total	Change since previous quarter
Quarter ending December 2017	3,588	
Quarter ending March 2018	3,666	↑
Quarter ending June 2018	3,598	↓
Quarter ending September 2018	3,589	→
Quarter ending December 2018	3,618	→
Variance since December 2017	0.8%	→



ACTIVITY

Cumulative percentage of contracted UDA delivered 2018 & 2019



Month	Adjusted Scheduled Activity (UDA)	
	2018	2019
April	447	429
May	1,226	1,060
June	1,772	1,704
July	2,669	2,391
August	3,397	3,337
September	4,353	4,135
October	5,173	4,818
November	5,803	5,699
December	6,300	6,319
January	6,946	
February	7,763	
March	8,712	
April	9,050	
May	9,051	
June	9,052	

QUALITY

	Quantity	Base Number	Contract	AT	Region	England
% of FP17s for the same patient ID Re-attending within 3 months - Children	32	809	4.0%	11.3%	11.3%	11.8%
% of FP17s for the same patient ID Re-attending within 3 months - Adults	203	2,200	9.2%	16.1%	15.3%	15.6%
% of FP17s for the same patient ID Re-attending between 3 & 9 months - Children	322	809	39.8%	55.6%	61.1%	58.8%
% of FP17s for the same patient ID Re-attending between 3 & 9 months - Adults	860	2,200	39.1%	48.8%	52.4%	51.0%
% of FP17s for Band 1 Urgent Courses	154	2,837	5.4%	10.0%	9.5%	9.0%
% of FP17s Relating to Free Repair or Replacements	2	2,837	0.1%	0.5%	0.7%	0.8%
% of FP17s Relating to Continuations	15	2,837	0.5%	0.7%	0.8%	0.9%
% of Patients satisfied with the dentistry they have received	1	1	N/A	92.6%	93.1%	93.2%
% of Patients satisfied with the time they had to wait for an appointment	1	1	N/A	87.4%	87.8%	88.3%

* This is based on patients treated on this contract for their most recent course of treatment. Figures in italics indicate the base number of FP17s or Patient Questionnaire responses are less than 100. N/A is shown where the base number of responses is less than 10 during the period. % is calculated as Quantity/Base number*100

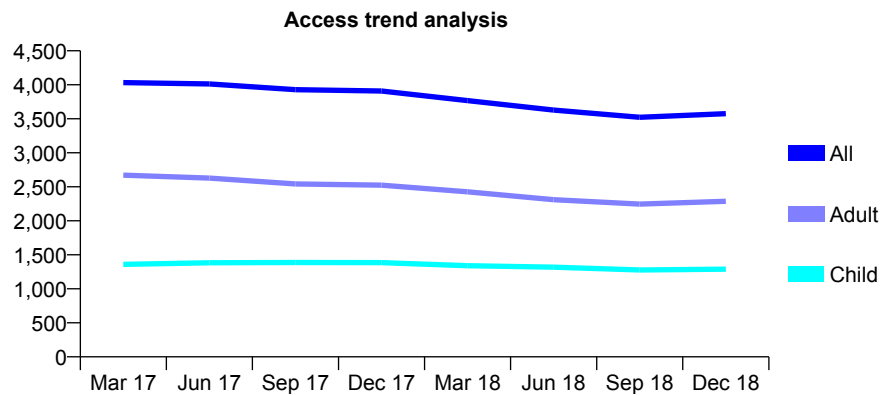
Q67 - Vital Signs At a Glance Contract Report for 638323/0004 - December 2018

Name or company name	MR SS PHOTAY
Contract type name	GDS Contract
Purpose of contract	General
Contract start date	01/04/2006
Contract end date	

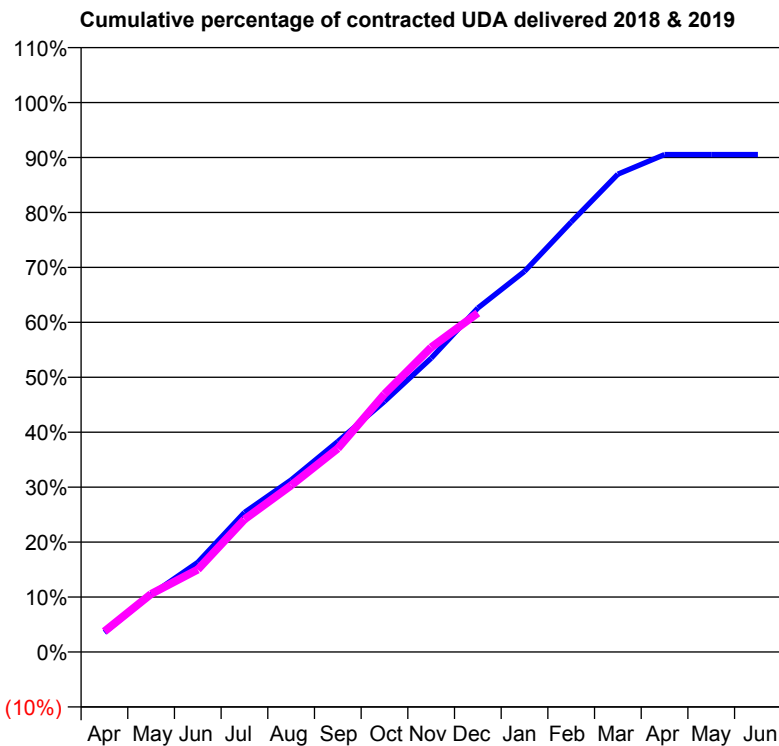
18/19 Contracted general activity (UDA)	10,500
Carry forward general activity (UDA)	0
18/19 Contracted orthodontic activity (UOA)	0
Carry forward orthodontic activity (UOA)	0
Baseline contract value	£264,018.08

ACCESS*

Patients seen in 24 months	Total	Change since previous quarter
Quarter ending December 2017	3,909	
Quarter ending March 2018	3,767	↓
Quarter ending June 2018	3,628	↓
Quarter ending September 2018	3,523	↓
Quarter ending December 2018	3,576	→
Variance since December 2017	(8.5%)	↓



ACTIVITY



Month	Adjusted Scheduled Activity (UDA)	
	2018	2019
April	374	392
May	1,098	1,109
June	1,715	1,577
July	2,666	2,535
August	3,288	3,183
September	4,023	3,888
October	4,788	4,928
November	5,615	5,820
December	6,572	6,478
January	7,273	
February	8,217	
March	9,131	
April	9,507	
May	9,507	
June	9,507	

QUALITY

	Quantity	Base Number	Contract	AT	Region	England
% of FP17s for the same patient ID Re-attending within 3 months - Children	73	1,260	5.8%	11.3%	11.3%	11.8%
% of FP17s for the same patient ID Re-attending within 3 months - Adults	319	2,263	14.1%	16.1%	15.3%	15.6%
% of FP17s for the same patient ID Re-attending between 3 & 9 months - Children	666	1,260	52.9%	55.6%	61.1%	58.8%
% of FP17s for the same patient ID Re-attending between 3 & 9 months - Adults	1,122	2,263	49.6%	48.8%	52.4%	51.0%
% of FP17s for Band 1 Urgent Courses	287	3,336	8.6%	10.0%	9.5%	9.0%
% of FP17s Relating to Free Repair or Replacements	17	3,336	0.5%	0.5%	0.7%	0.8%
% of FP17s Relating to Continuations	35	3,336	1.0%	0.7%	0.8%	0.9%
% of Patients satisfied with the dentistry they have received	2	2	N/A	92.6%	93.1%	93.2%
% of Patients satisfied with the time they had to wait for an appointment	2	2	N/A	87.4%	87.8%	88.3%

* This is based on patients treated on this contract for their most recent course of treatment. Figures in italics indicate the base number of FP17s or Patient Questionnaire responses are less than 100. N/A is shown where the base number of responses is less than 10 during the period. % is calculated as Quantity/Base number*100

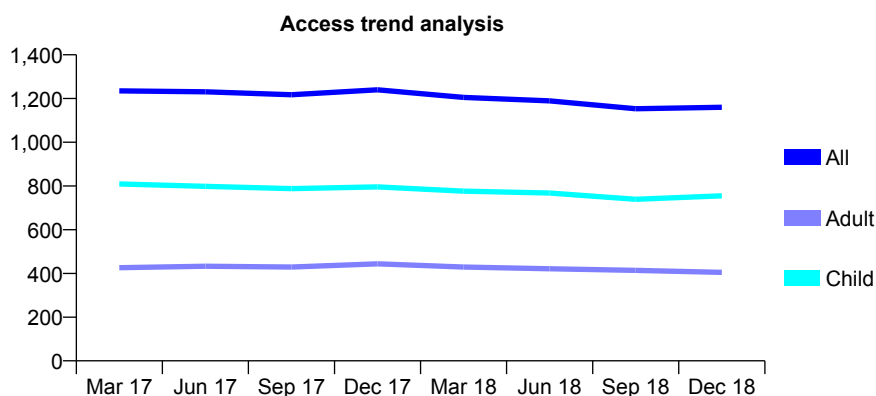
Q67 - Vital Signs At a Glance Contract Report for 639338/0001 - December 2018

Name or company name	MR MR ROBINSON
Contract type name	GDS Contract
Purpose of contract	General
Contract start date	01/04/2006
Contract end date	

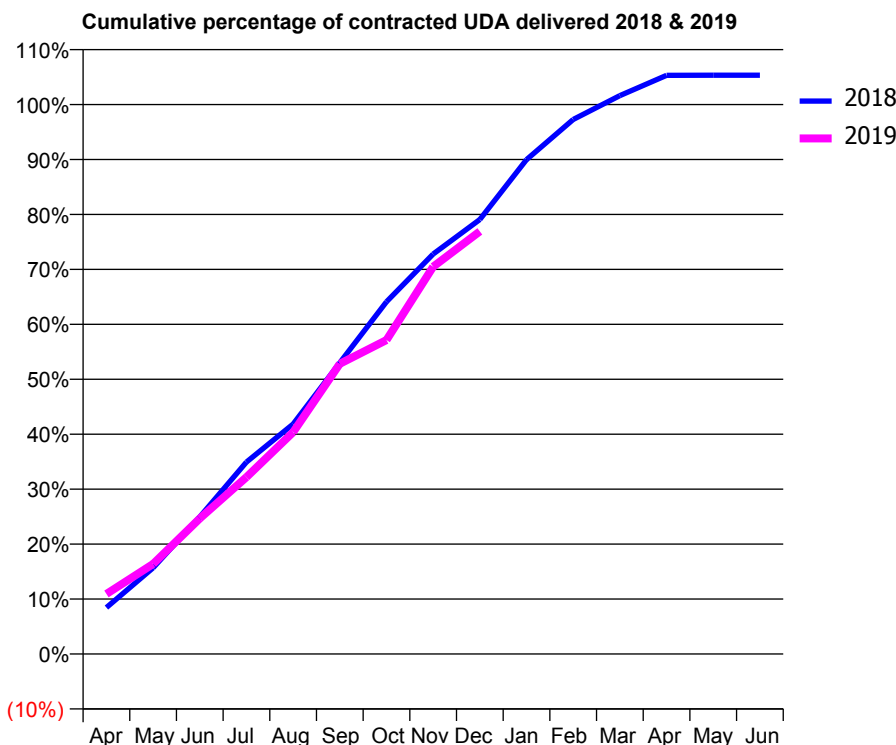
18/19 Contracted general activity (UDA)	2,580
Carry forward general activity (UDA)	0
18/19 Contracted orthodontic activity (UOA)	0
Carry forward orthodontic activity (UOA)	0
Baseline contract value	£64,873.00

ACCESS*

Patients seen in 24 months	Total	Change since previous quarter
Quarter ending December 2017	1,240	
Quarter ending March 2018	1,205	↓
Quarter ending June 2018	1,189	↓
Quarter ending September 2018	1,153	↓
Quarter ending December 2018	1,160	→
Variance since December 2017	(6.5%)	↓



ACTIVITY



Adjusted Scheduled Activity (UDA)		
Month	2018	2019
April	218	282
May	405	423
June	644	636
July	901	830
August	1,080	1,041
September	1,368	1,362
October	1,654	1,474
November	1,878	1,818
December	2,040	1,984
January	2,321	
February	2,509	
March	2,622	
April	2,717	
May	2,718	
June	2,718	

QUALITY

	Quantity	Base Number	Contract	AT	Region	England
% of FP17s for the same patient ID Re-attending within 3 months - Children	43	967	4.4%	11.3%	11.3%	11.8%
% of FP17s for the same patient ID Re-attending within 3 months - Adults	18	288	6.3%	16.1%	15.3%	15.6%
% of FP17s for the same patient ID Re-attending between 3 & 9 months - Children	697	967	72.1%	55.6%	61.1%	58.8%
% of FP17s for the same patient ID Re-attending between 3 & 9 months - Adults	153	288	53.1%	48.8%	52.4%	51.0%
% of FP17s for Band 1 Urgent Courses	2	1,188	0.2%	10.0%	9.5%	9.0%
% of FP17s Relating to Free Repair or Replacements	1	1,188	0.1%	0.5%	0.7%	0.8%
% of FP17s Relating to Continuations	0	1,188	0.0%	0.7%	0.8%	0.9%
% of Patients satisfied with the dentistry they have received	0	0	N/A	92.6%	93.1%	93.2%
% of Patients satisfied with the time they had to wait for an appointment	0	0	N/A	87.4%	87.8%	88.3%

* This is based on patients treated on this contract for their most recent course of treatment. Figures in italics indicate the base number of FP17s or Patient Questionnaire responses are less than 100. N/A is shown where the base number of responses is less than 10 during the period. % is calculated as Quantity/Base number*100

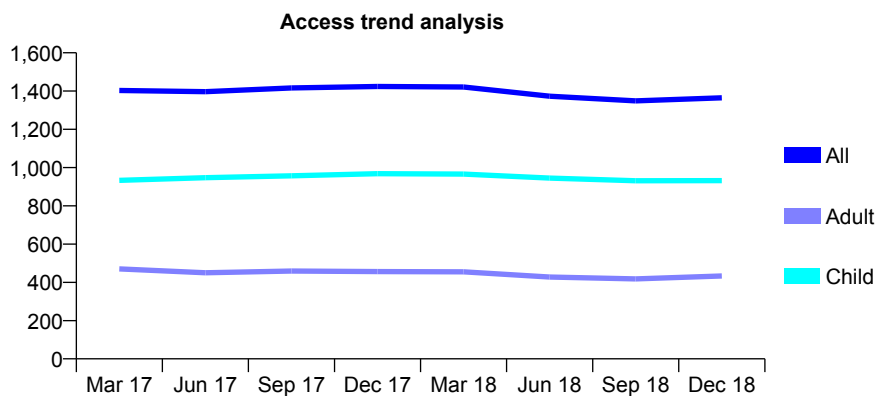
Q67 - Vital Signs At a Glance Contract Report for 651117/0001 - December 2018

Name or company name	MR GS DORMAN
Contract type name	GDS Contract
Purpose of contract	General
Contract start date	01/04/2006
Contract end date	

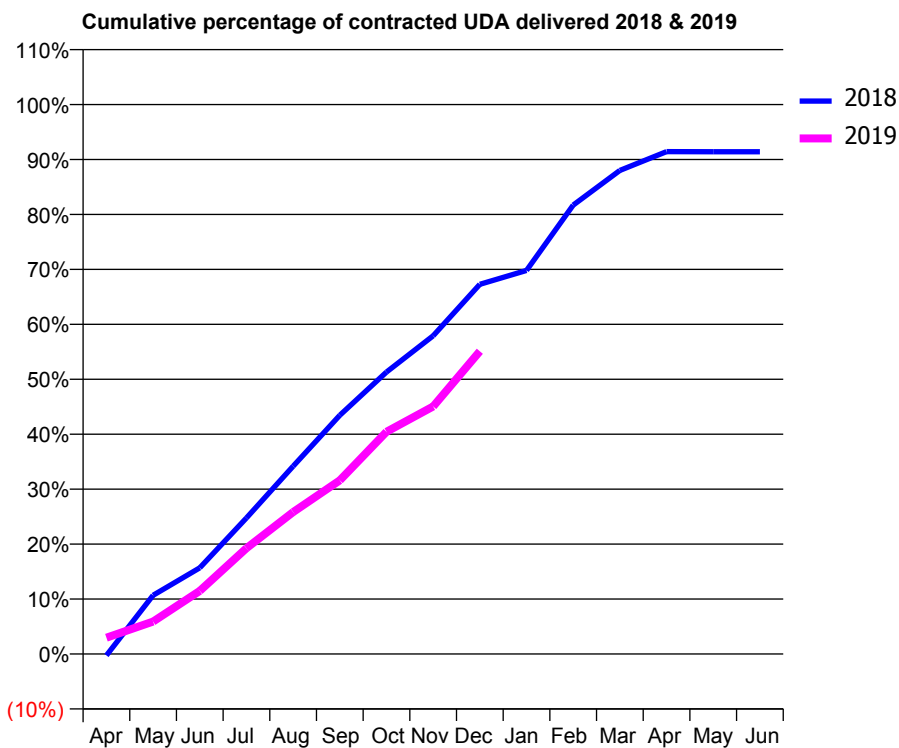
18/19 Contracted general activity (UDA)	3,807
Carry forward general activity (UDA)	47
18/19 Contracted orthodontic activity (UOA)	0
Carry forward orthodontic activity (UOA)	0
Baseline contract value	£95,725.41

ACCESS*

Patients seen in 24 months	Total	Change since previous quarter
Quarter ending December 2017	1,424	
Quarter ending March 2018	1,421	→
Quarter ending June 2018	1,373	↓
Quarter ending September 2018	1,349	↓
Quarter ending December 2018	1,365	→
Variance since December 2017	(4.1%)	↓



ACTIVITY



Month	Adjusted Scheduled Activity (UDA)	
	2018	2019
April	-11	113
May	407	225
June	597	437
July	943	733
August	1,301	983
September	1,654	1,203
October	1,954	1,540
November	2,205	1,715
December	2,561	2,098
January	2,658	
February	3,110	
March	3,350	
April	3,481	
May	3,480	
June	3,480	

QUALITY

	Quantity	Base Number	Contract	AT	Region	England
% of FP17s for the same patient ID Re-attending within 3 months - Children	97	1,159	8.4%	11.3%	11.3%	11.8%
% of FP17s for the same patient ID Re-attending within 3 months - Adults	90	353	25.5%	16.1%	15.3%	15.6%
% of FP17s for the same patient ID Re-attending between 3 & 9 months - Children	738	1,159	63.7%	55.6%	61.1%	58.8%
% of FP17s for the same patient ID Re-attending between 3 & 9 months - Adults	164	353	46.5%	48.8%	52.4%	51.0%
% of FP17s for Band 1 Urgent Courses	44	1,423	3.1%	10.0%	9.5%	9.0%
% of FP17s Relating to Free Repair or Replacements	0	1,423	0.0%	0.5%	0.7%	0.8%
% of FP17s Relating to Continuations	0	1,423	0.0%	0.7%	0.8%	0.9%
% of Patients satisfied with the dentistry they have received	3	3	N/A	92.6%	93.1%	93.2%
% of Patients satisfied with the time they had to wait for an appointment	2	3	N/A	87.4%	87.8%	88.3%

* This is based on patients treated on this contract for their most recent course of treatment. Figures in italics indicate the base number of FP17s or Patient Questionnaire responses are less than 100. N/A is shown where the base number of responses is less than 10 during the period. % is calculated as Quantity/Base number*100

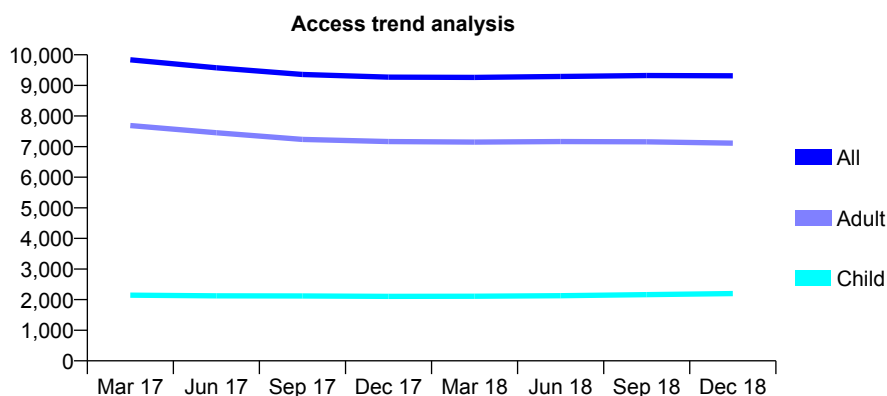
Q67 - Vital Signs At a Glance Contract Report for 653136/0001 - December 2018

Name or company name	MS EJ HARTLE
Contract type name	GDS Contract
Purpose of contract	General
Contract start date	01/04/2006
Contract end date	

18/19 Contracted general activity (UDA)	25,466
Carry forward general activity (UDA)	487
18/19 Contracted orthodontic activity (UOA)	0
Carry forward orthodontic activity (UOA)	0
Baseline contract value	£640,467.80

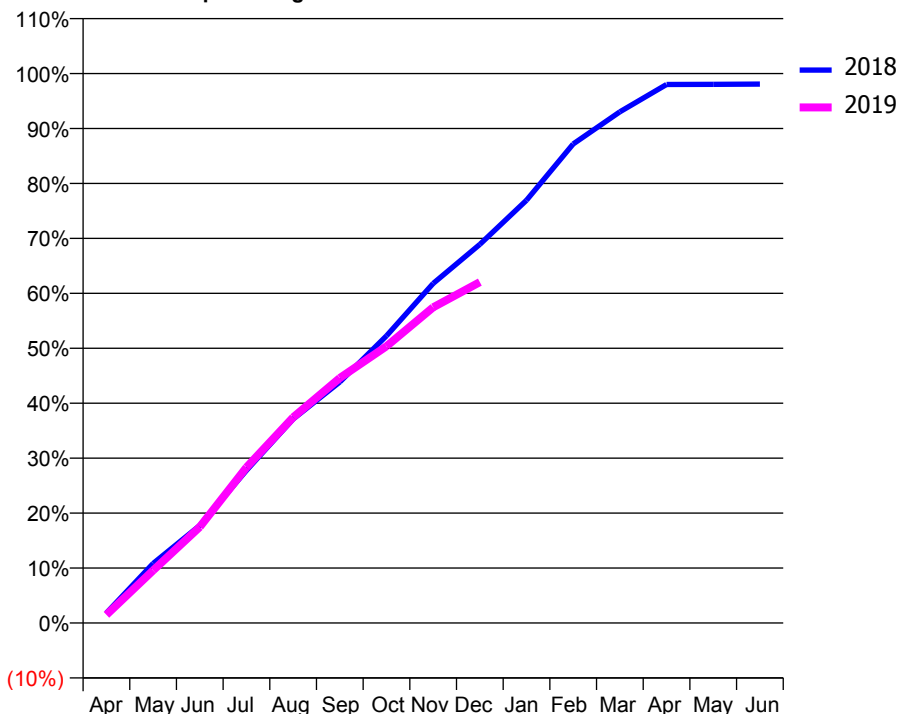
ACCESS*

Patients seen in 24 months	Total	Change since previous quarter
Quarter ending December 2017	9,271	
Quarter ending March 2018	9,260	→
Quarter ending June 2018	9,294	→
Quarter ending September 2018	9,321	→
Quarter ending December 2018	9,312	→
Variance since December 2017	0.4%	→



ACTIVITY

Cumulative percentage of contracted UDA delivered 2018 & 2019



Month	Adjusted Scheduled Activity (UDA)	
	2018	2019
April	470	381
May	2,760	2,439
June	4,520	4,455
July	7,074	7,212
August	9,455	9,532
September	11,173	11,355
October	13,306	12,824
November	15,736	14,630
December	17,551	15,799
January	19,596	
February	22,199	
March	23,690	
April	24,958	
May	24,965	
June	24,978	

QUALITY

	Quantity	Base Number	Contract	AT	Region	England
% of FP17s for the same patient ID Re-attending within 3 months - Children	142	2,191	6.5%	11.3%	11.3%	11.8%
% of FP17s for the same patient ID Re-attending within 3 months - Adults	1,028	7,025	14.6%	16.1%	15.3%	15.6%
% of FP17s for the same patient ID Re-attending between 3 & 9 months - Children	916	2,191	41.8%	55.6%	61.1%	58.8%
% of FP17s for the same patient ID Re-attending between 3 & 9 months - Adults	3,001	7,025	42.7%	48.8%	52.4%	51.0%
% of FP17s for Band 1 Urgent Courses	1,002	8,649	11.6%	10.0%	9.5%	9.0%
% of FP17s Relating to Free Repair or Replacements	101	8,649	1.2%	0.5%	0.7%	0.8%
% of FP17s Relating to Continuations	80	8,649	0.9%	0.7%	0.8%	0.9%
% of Patients satisfied with the dentistry they have received	1	1	N/A	92.6%	93.1%	93.2%
% of Patients satisfied with the time they had to wait for an appointment	1	1	N/A	87.4%	87.8%	88.3%

* This is based on patients treated on this contract for their most recent course of treatment. Figures in italics indicate the base number of FP17s or Patient Questionnaire responses are less than 100. N/A is shown where the base number of responses is less than 10 during the period. % is calculated as Quantity/Base number*100

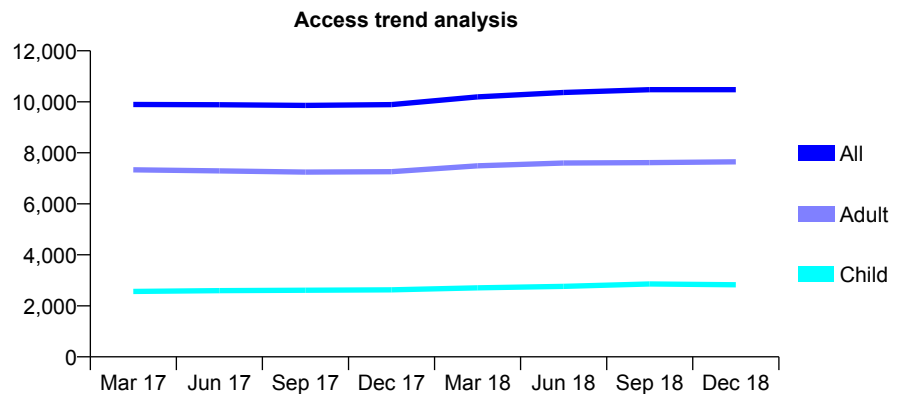
Q67 - Vital Signs At a Glance Contract Report for 653136/0002 - December 2018

Name or company name	MS EJ HARTLE
Contract type name	GDS Contract
Purpose of contract	General
Contract start date	02/11/2009
Contract end date	

18/19 Contracted general activity (UDA)	28,000
Carry forward general activity (UDA)	539
18/19 Contracted orthodontic activity (UOA)	0
Carry forward orthodontic activity (UOA)	0
Baseline contract value	£731,745.54

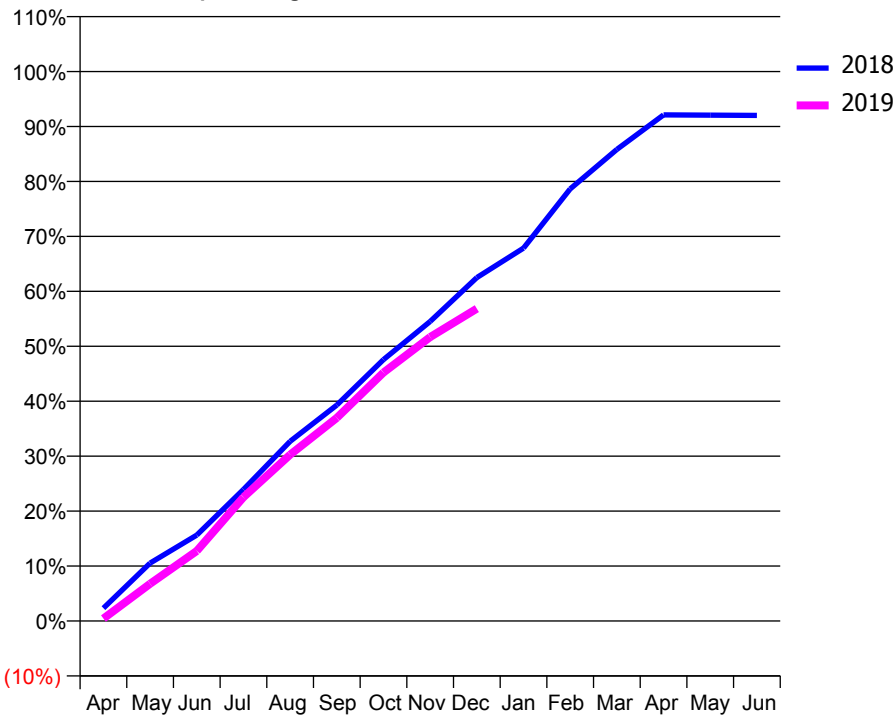
ACCESS*

Patients seen in 24 months	Total	Change since previous quarter
Quarter ending December 2017	9,888	
Quarter ending March 2018	10,194	↑
Quarter ending June 2018	10,364	→
Quarter ending September 2018	10,474	→
Quarter ending December 2018	10,476	→
Variance since December 2017	5.9%	↑



ACTIVITY

Cumulative percentage of contracted UDA delivered 2018 & 2019



Month	Adjusted Scheduled Activity (UDA)	
	2018	2019
April	597	129
May	2,687	1,898
June	3,991	3,569
July	6,107	6,311
August	8,338	8,476
September	10,019	10,355
October	12,133	12,661
November	13,904	14,468
December	15,940	15,914
January	17,305	
February	20,052	
March	21,886	
April	23,486	
May	23,476	
June	23,461	

QUALITY

	Quantity	Base Number	Contract	AT	Region	England
% of FP17s for the same patient ID Re-attending within 3 months - Children	135	2,552	5.3%	11.3%	11.3%	11.8%
% of FP17s for the same patient ID Re-attending within 3 months - Adults	848	6,774	12.5%	16.1%	15.3%	15.6%
% of FP17s for the same patient ID Re-attending between 3 & 9 months - Children	1,028	2,552	40.3%	55.6%	61.1%	58.8%
% of FP17s for the same patient ID Re-attending between 3 & 9 months - Adults	2,010	6,774	29.7%	48.8%	52.4%	51.0%
% of FP17s for Band 1 Urgent Courses	1,206	8,720	13.8%	10.0%	9.5%	9.0%
% of FP17s Relating to Free Repair or Replacements	38	8,720	0.4%	0.5%	0.7%	0.8%
% of FP17s Relating to Continuations	36	8,720	0.4%	0.7%	0.8%	0.9%
% of Patients satisfied with the dentistry they have received	10	12	83.3%	92.6%	93.1%	93.2%
% of Patients satisfied with the time they had to wait for an appointment	10	12	83.3%	87.4%	87.8%	88.3%

* This is based on patients treated on this contract for their most recent course of treatment. Figures in italics indicate the base number of FP17s or Patient Questionnaire responses are less than 100. N/A is shown where the base number of responses is less than 10 during the period. % is calculated as Quantity/Base number*100

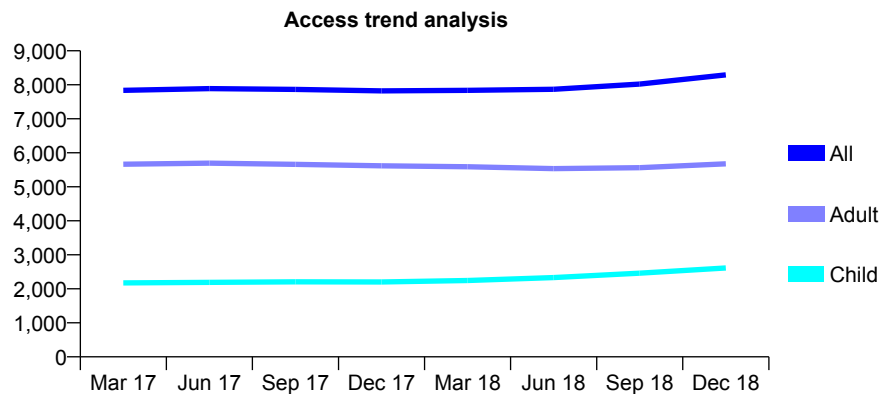
Q67 - Vital Signs At a Glance Contract Report for 653136/0003 - December 2018

Name or company name	MS EJ HARTLE
Contract type name	GDS Contract
Purpose of contract	General
Contract start date	01/01/2010
Contract end date	

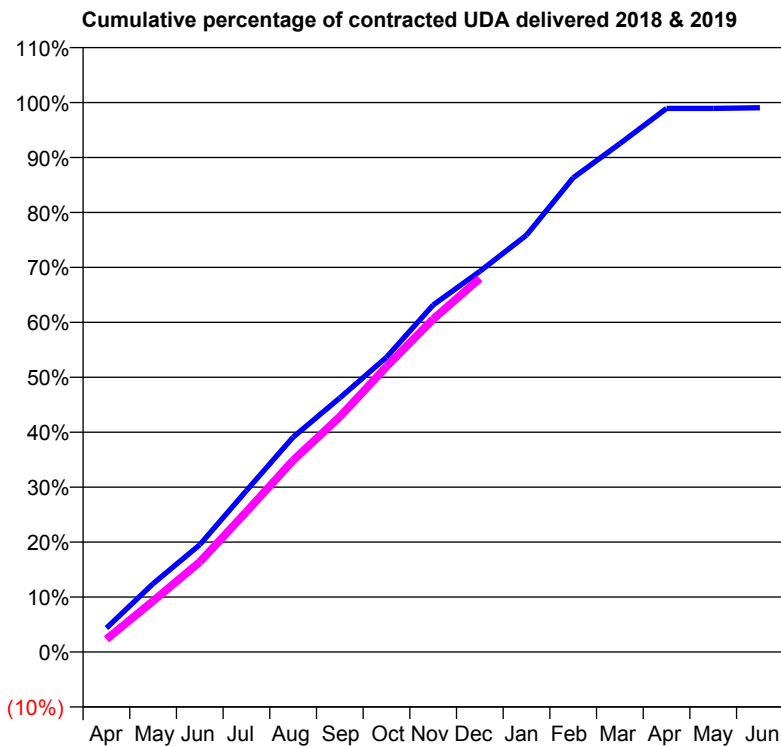
18/19 Contracted general activity (UDA)	18,000
Carry forward general activity (UDA)	173
18/19 Contracted orthodontic activity (UOA)	0
Carry forward orthodontic activity (UOA)	0
Baseline contract value	£451,653.95

ACCESS*

Patients seen in 24 months	Total	Change since previous quarter
Quarter ending December 2017	7,820	
Quarter ending March 2018	7,836	→
Quarter ending June 2018	7,870	→
Quarter ending September 2018	8,023	→
Quarter ending December 2018	8,292	↑
Variance since December 2017	6.0%	↑



ACTIVITY



Adjusted Scheduled Activity (UDA)		
Month	2018	2019
April	786	418
May	2,240	1,670
June	3,516	2,949
July	5,289	4,598
August	7,040	6,278
September	8,321	7,706
October	9,654	9,350
November	11,366	10,905
December	12,467	12,238
January	13,655	
February	15,533	
March	16,651	
April	17,807	
May	17,805	
June	17,826	

QUALITY

	Quantity	Base Number	Contract	AT	Region	England
% of FP17s for the same patient ID Re-attending within 3 months - Children	124	2,927	4.2%	11.3%	11.3%	11.8%
% of FP17s for the same patient ID Re-attending within 3 months - Adults	476	5,214	9.1%	16.1%	15.3%	15.6%
% of FP17s for the same patient ID Re-attending between 3 & 9 months - Children	1,686	2,927	57.6%	55.6%	61.1%	58.8%
% of FP17s for the same patient ID Re-attending between 3 & 9 months - Adults	2,400	5,214	46.0%	48.8%	52.4%	51.0%
% of FP17s for Band 1 Urgent Courses	625	7,582	8.2%	10.0%	9.5%	9.0%
% of FP17s Relating to Free Repair or Replacements	18	7,582	0.2%	0.5%	0.7%	0.8%
% of FP17s Relating to Continuations	9	7,582	0.1%	0.7%	0.8%	0.9%
% of Patients satisfied with the dentistry they have received	2	3	N/A	92.6%	93.1%	93.2%
% of Patients satisfied with the time they had to wait for an appointment	2	3	N/A	87.4%	87.8%	88.3%

* This is based on patients treated on this contract for their most recent course of treatment. Figures in italics indicate the base number of FP17s or Patient Questionnaire responses are less than 100. N/A is shown where the base number of responses is less than 10 during the period. % is calculated as Quantity/Base number*100

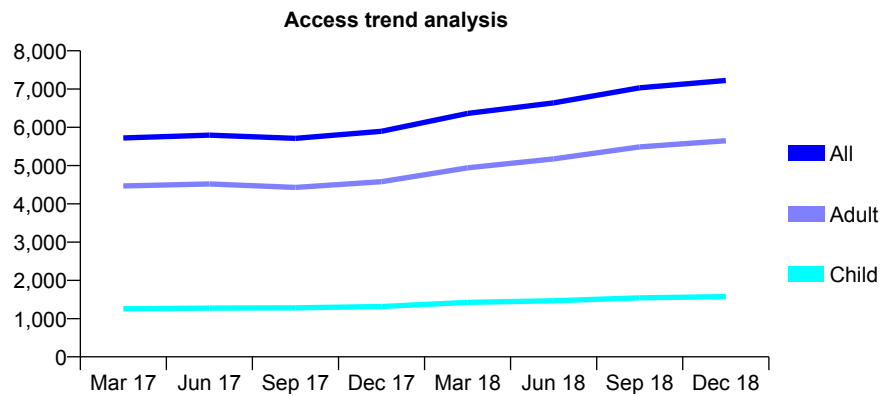
Q67 - Vital Signs At a Glance Contract Report for 653136/0005 - December 2018

Name or company name	MS EJ HARTLE
Contract type name	GDS Contract
Purpose of contract	General
Contract start date	15/11/2010
Contract end date	

18/19 Contracted general activity (UDA)	20,000
Carry forward general activity (UDA)	0
18/19 Contracted orthodontic activity (UOA)	0
Carry forward orthodontic activity (UOA)	0
Baseline contract value	£519,536.34

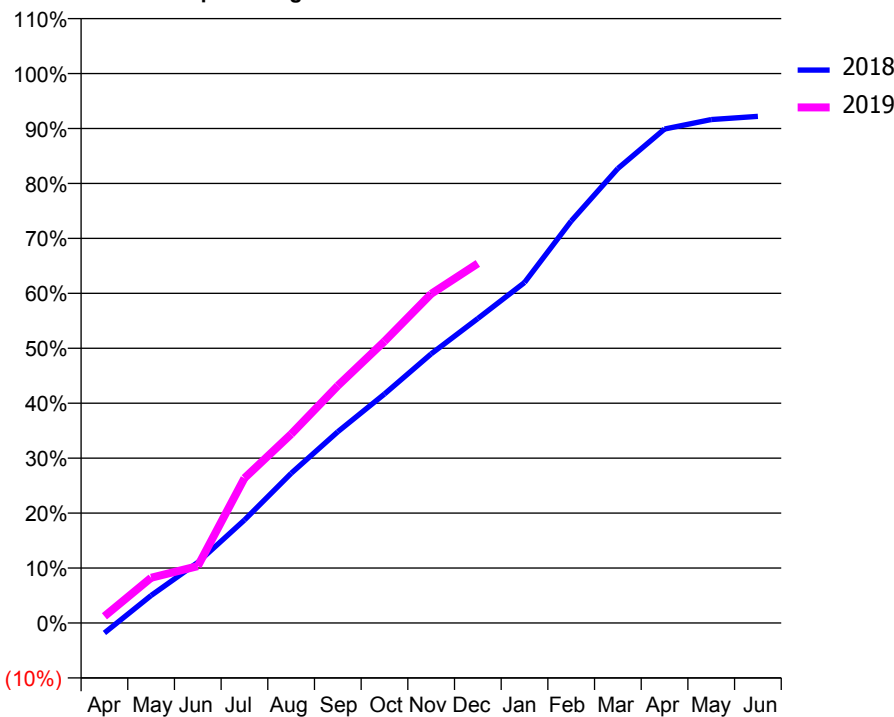
ACCESS*

Patients seen in 24 months	Total	Change since previous quarter
Quarter ending December 2017	5,895	
Quarter ending March 2018	6,365	↑
Quarter ending June 2018	6,639	↑
Quarter ending September 2018	7,032	↑
Quarter ending December 2018	7,223	↑
Variance since December 2017	22.5%	↑



ACTIVITY

Cumulative percentage of contracted UDA delivered 2018 & 2019



Month	Adjusted Scheduled Activity (UDA)	
	2018	2019
April	-291	246
May	803	1,647
June	1,765	2,068
July	2,998	5,273
August	4,357	6,875
September	5,570	8,639
October	6,668	10,253
November	7,837	11,980
December	8,867	13,086
January	9,915	
February	11,705	
March	13,235	
April	14,382	
May	14,660	
June	14,753	

QUALITY

	Quantity	Base Number	Contract	AT	Region	England
% of FP17s for the same patient ID Re-attending within 3 months - Children	66	1,505	4.4%	11.3%	11.3%	11.8%
% of FP17s for the same patient ID Re-attending within 3 months - Adults	684	5,605	12.2%	16.1%	15.3%	15.6%
% of FP17s for the same patient ID Re-attending between 3 & 9 months - Children	588	1,505	39.1%	55.6%	61.1%	58.8%
% of FP17s for the same patient ID Re-attending between 3 & 9 months - Adults	1,867	5,605	33.3%	48.8%	52.4%	51.0%
% of FP17s for Band 1 Urgent Courses	945	6,593	14.3%	10.0%	9.5%	9.0%
% of FP17s Relating to Free Repair or Replacements	27	6,593	0.4%	0.5%	0.7%	0.8%
% of FP17s Relating to Continuations	17	6,593	0.3%	0.7%	0.8%	0.9%
% of Patients satisfied with the dentistry they have received	5	5	N/A	92.6%	93.1%	93.2%
% of Patients satisfied with the time they had to wait for an appointment	5	5	N/A	87.4%	87.8%	88.3%

* This is based on patients treated on this contract for their most recent course of treatment. Figures in italics indicate the base number of FP17s or Patient Questionnaire responses are less than 100. N/A is shown where the base number of responses is less than 10 during the period. % is calculated as Quantity/Base number*100

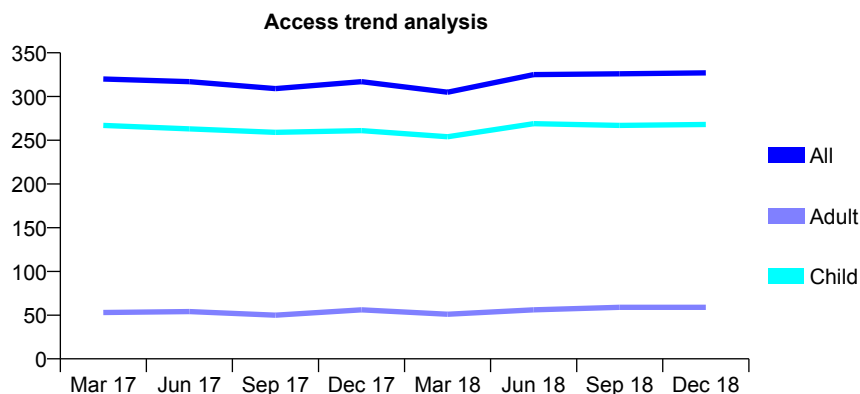
Q67 - Vital Signs At a Glance Contract Report for 661635/0001 - December 2018

Name or company name	MR S SHARMA
Contract type name	GDS Contract
Purpose of contract	General
Contract start date	01/04/2006
Contract end date	

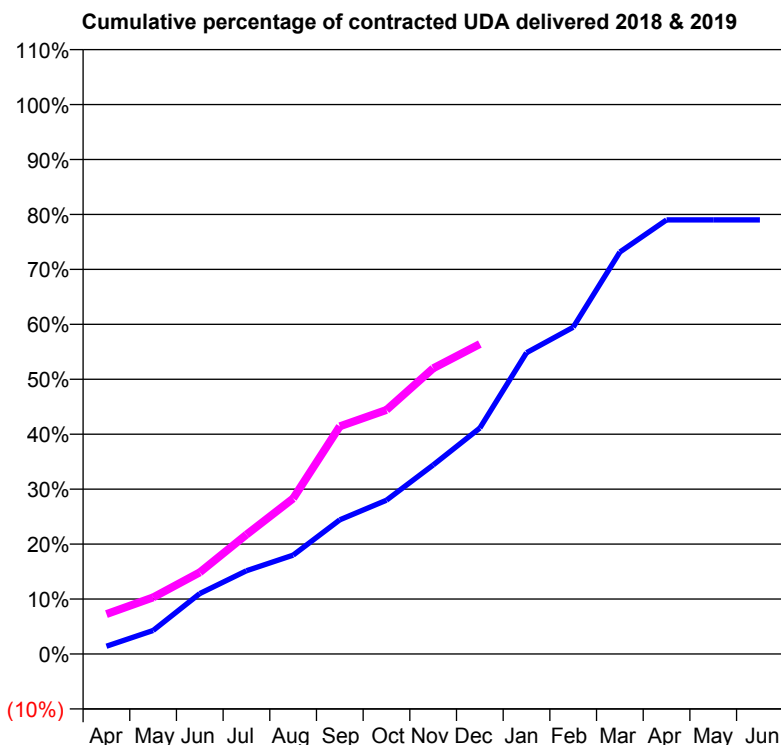
18/19 Contracted general activity (UDA)	701
Carry forward general activity (UDA)	0
18/19 Contracted orthodontic activity (UOA)	0
Carry forward orthodontic activity (UOA)	0
Baseline contract value	£17,626.35

ACCESS*

Patients seen in 24 months	Total	Change since previous quarter
Quarter ending December 2017	317	
Quarter ending March 2018	305	↓
Quarter ending June 2018	325	↑
Quarter ending September 2018	326	→
Quarter ending December 2018	327	→
Variance since December 2017	3.2%	↑



ACTIVITY



Month	Adjusted Scheduled Activity (UDA)	
	2018	2019
April	10	51
May	30	72
June	77	104
July	106	152
August	126	198
September	171	290
October	196	311
November	241	364
December	288	395
January	384	
February	417	
March	513	
April	554	
May	554	
June	554	

QUALITY

	Quantity	Base Number	Contract	AT	Region	England
% of FP17s for the same patient ID Re-attending within 3 months - Children	24	285	8.4%	11.3%	11.3%	11.8%
% of FP17s for the same patient ID Re-attending within 3 months - Adults	2	25	8.0%	16.1%	15.3%	15.6%
% of FP17s for the same patient ID Re-attending between 3 & 9 months - Children	150	285	52.6%	55.6%	61.1%	58.8%
% of FP17s for the same patient ID Re-attending between 3 & 9 months - Adults	14	25	56.0%	48.8%	52.4%	51.0%
% of FP17s for Band 1 Urgent Courses	2	295	0.7%	10.0%	9.5%	9.0%
% of FP17s Relating to Free Repair or Replacements	0	295	0.0%	0.5%	0.7%	0.8%
% of FP17s Relating to Continuations	0	295	0.0%	0.7%	0.8%	0.9%
% of Patients satisfied with the dentistry they have received	0	0	N/A	92.6%	93.1%	93.2%
% of Patients satisfied with the time they had to wait for an appointment	0	0	N/A	87.4%	87.8%	88.3%

* This is based on patients treated on this contract for their most recent course of treatment. Figures in italics indicate the base number of FP17s or Patient Questionnaire responses are less than 100. N/A is shown where the base number of responses is less than 10 during the period. % is calculated as Quantity/Base number*100

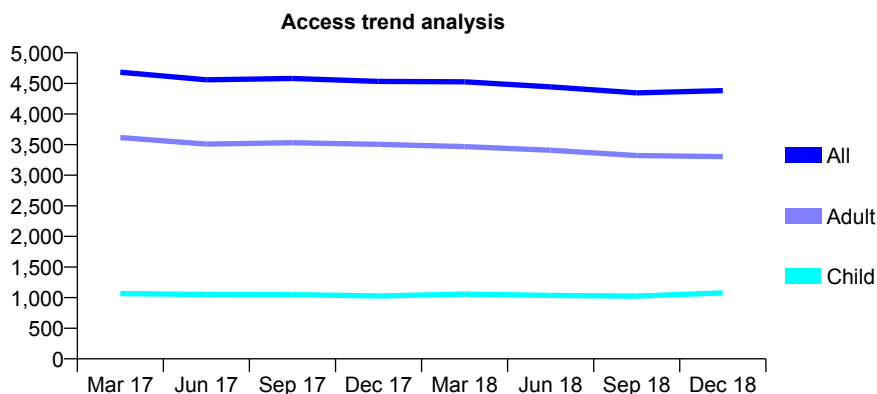
Q67 - Vital Signs At a Glance Contract Report for 664197/0001 - December 2018

Name or company name	MR D RYAN
Contract type name	GDS Contract
Purpose of contract	General
Contract start date	01/04/2006
Contract end date	

18/19 Contracted general activity (UDA)	14,200
Carry forward general activity (UDA)	0
18/19 Contracted orthodontic activity (UOA)	0
Carry forward orthodontic activity (UOA)	0
Baseline contract value	£360,958.41

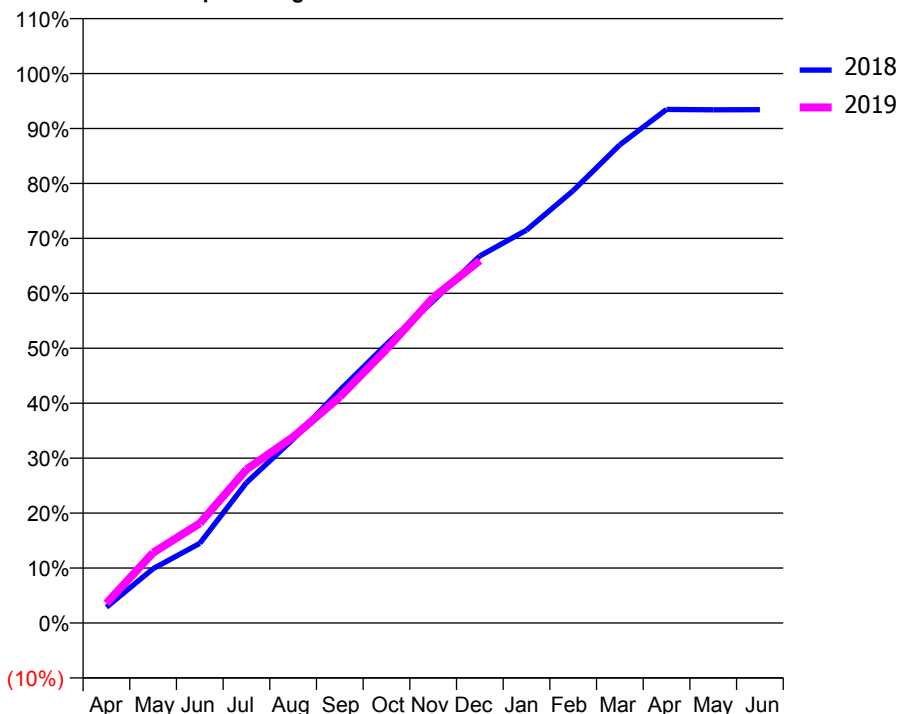
ACCESS*

Patients seen in 24 months	Total	Change since previous quarter
Quarter ending December 2017	4,532	
Quarter ending March 2018	4,526	→
Quarter ending June 2018	4,444	↓
Quarter ending September 2018	4,345	↓
Quarter ending December 2018	4,382	→
Variance since December 2017	(3.3%)	↓



ACTIVITY

Cumulative percentage of contracted UDA delivered 2018 & 2019



Month	Adjusted Scheduled Activity (UDA)	
	2018	2019
April	407	509
May	1,405	1,817
June	2,059	2,575
July	3,626	3,968
August	4,750	4,808
September	6,015	5,841
October	7,203	7,078
November	8,322	8,411
December	9,485	9,369
January	10,152	
February	11,175	
March	12,357	
April	13,271	
May	13,263	
June	13,265	

QUALITY

	Quantity	Base Number	Contract	AT	Region	England
% of FP17s for the same patient ID Re-attending within 3 months - Children	69	1,122	6.1%	11.3%	11.3%	11.8%
% of FP17s for the same patient ID Re-attending within 3 months - Adults	489	3,358	14.6%	16.1%	15.3%	15.6%
% of FP17s for the same patient ID Re-attending between 3 & 9 months - Children	518	1,122	46.2%	55.6%	61.1%	58.8%
% of FP17s for the same patient ID Re-attending between 3 & 9 months - Adults	1,459	3,358	43.4%	48.8%	52.4%	51.0%
% of FP17s for Band 1 Urgent Courses	640	4,146	15.4%	10.0%	9.5%	9.0%
% of FP17s Relating to Free Repair or Replacements	10	4,146	0.2%	0.5%	0.7%	0.8%
% of FP17s Relating to Continuations	1	4,146	0.0%	0.7%	0.8%	0.9%
% of Patients satisfied with the dentistry they have received	2	2	N/A	92.6%	93.1%	93.2%
% of Patients satisfied with the time they had to wait for an appointment	1	2	N/A	87.4%	87.8%	88.3%

* This is based on patients treated on this contract for their most recent course of treatment. Figures in italics indicate the base number of FP17s or Patient Questionnaire responses are less than 100. N/A is shown where the base number of responses is less than 10 during the period. % is calculated as Quantity/Base number*100

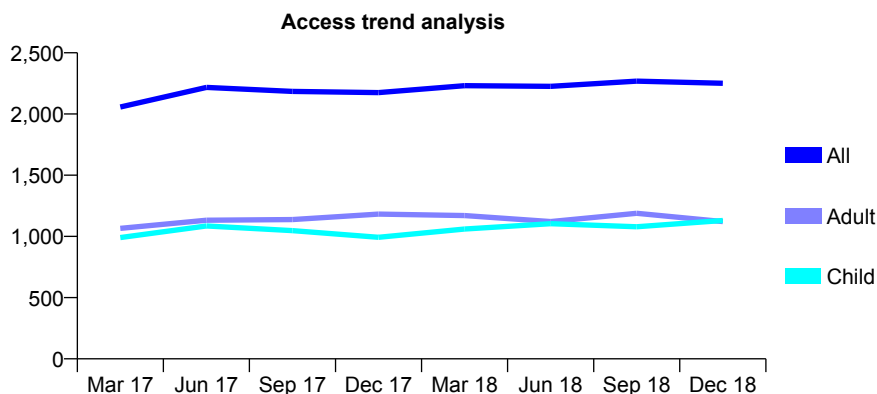
Q67 - Vital Signs At a Glance Contract Report for 664197/0005 - December 2018

Name or company name	MR D RYAN
Contract type name	PDS Contract
Purpose of contract	General
Contract start date	01/04/2007
Contract end date	31/03/2026

18/19 Contracted general activity (UDA)	7,262
Carry forward general activity (UDA)	0
18/19 Contracted orthodontic activity (UOA)	0
Carry forward orthodontic activity (UOA)	0
Baseline contract value	£375,609.78

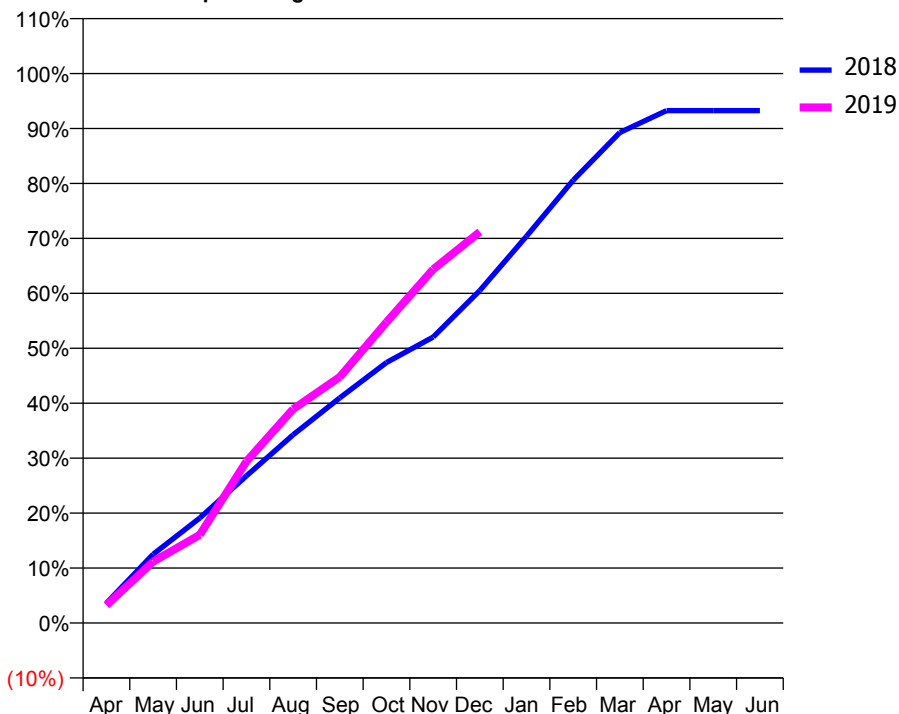
ACCESS*

Patients seen in 24 months	Total	Change since previous quarter
Quarter ending December 2017	2,175	
Quarter ending March 2018	2,231	↑
Quarter ending June 2018	2,226	→
Quarter ending September 2018	2,268	→
Quarter ending December 2018	2,251	→
Variance since December 2017	3.5%	↑



ACTIVITY

Cumulative percentage of contracted UDA delivered 2018 & 2019



Month	Adjusted Scheduled Activity (UDA)	
	2018	2019
April	264	235
May	908	812
June	1,388	1,166
July	1,944	2,136
August	2,487	2,827
September	2,975	3,253
October	3,443	3,976
November	3,779	4,675
December	4,394	5,170
January	5,111	
February	5,852	
March	6,482	
April	6,771	
May	6,771	
June	6,771	

QUALITY

	Quantity	Base Number	Contract	AT	Region	England
% of FP17s for the same patient ID Re-attending within 3 months - Children	4	994	0.4%	11.3%	11.3%	11.8%
% of FP17s for the same patient ID Re-attending within 3 months - Adults	16	836	1.9%	16.1%	15.3%	15.6%
% of FP17s for the same patient ID Re-attending between 3 & 9 months - Children	1	994	0.1%	55.6%	61.1%	58.8%
% of FP17s for the same patient ID Re-attending between 3 & 9 months - Adults	2	836	0.2%	48.8%	52.4%	51.0%
% of FP17s for Band 1 Urgent Courses	0	1,732	0.0%	10.0%	9.5%	9.0%
% of FP17s Relating to Free Repair or Replacements	2	1,732	0.1%	0.5%	0.7%	0.8%
% of FP17s Relating to Continuations	6	1,732	0.3%	0.7%	0.8%	0.9%
% of Patients satisfied with the dentistry they have received	0	0	N/A	92.6%	93.1%	93.2%
% of Patients satisfied with the time they had to wait for an appointment	0	0	N/A	87.4%	87.8%	88.3%

* This is based on patients treated on this contract for their most recent course of treatment. Figures in italics indicate the base number of FP17s or Patient Questionnaire responses are less than 100. N/A is shown where the base number of responses is less than 10 during the period. % is calculated as Quantity/Base number*100

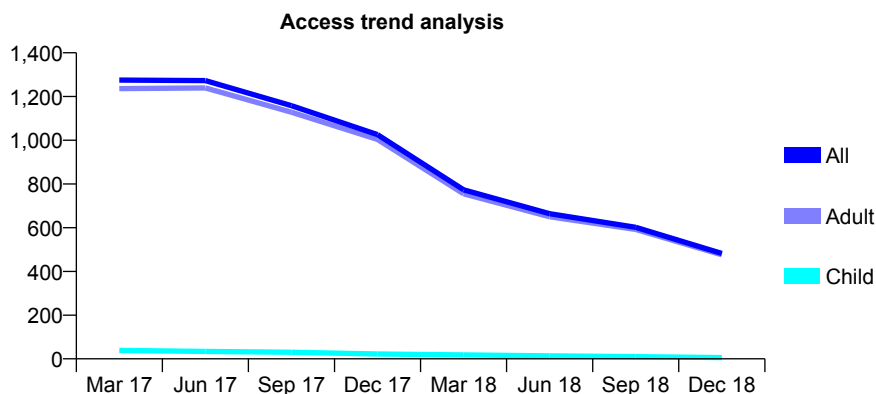
Q67 - Vital Signs At a Glance Contract Report for 664197/0008 - December 2018

Name or company name	MR D RYAN
Contract type name	PDS Contract
Purpose of contract	General
Contract start date	01/04/2011
Contract end date	31/03/2026

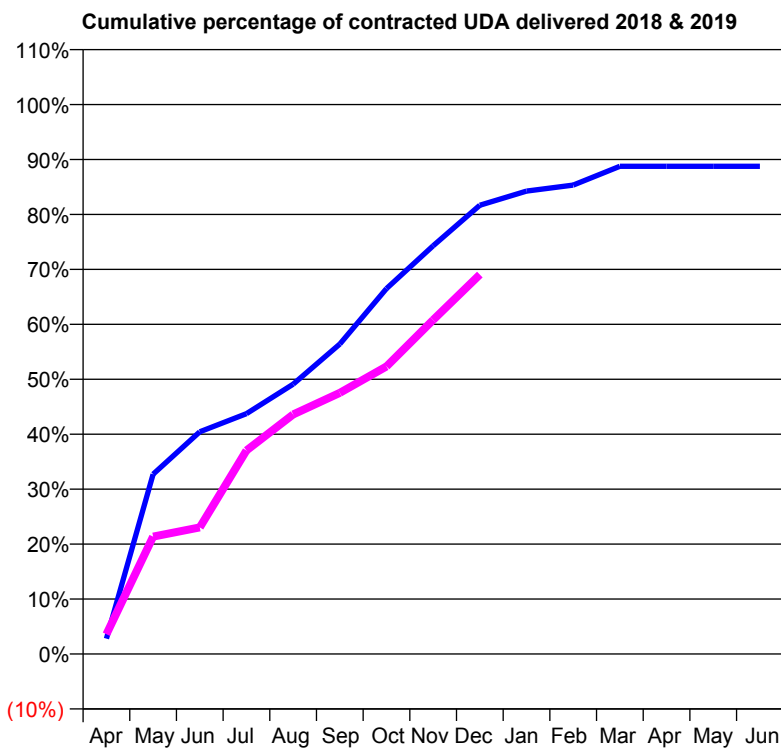
18/19 Contracted general activity (UDA)	1,250
Carry forward general activity (UDA)	0
18/19 Contracted orthodontic activity (UOA)	0
Carry forward orthodontic activity (UOA)	0
Baseline contract value	£43,560.12

ACCESS*

Patients seen in 24 months	Total	Change since previous quarter
Quarter ending December 2017	1,026	
Quarter ending March 2018	773	↓
Quarter ending June 2018	664	↓
Quarter ending September 2018	602	↓
Quarter ending December 2018	482	↓
Variance since December 2017	(53.0%)	↓



ACTIVITY



Month	Adjusted Scheduled Activity (UDA)	
	2018	2019
April	39	45
May	457	267
June	565	288
July	611	463
August	686	545
September	788	594
October	929	654
November	1,038	760
December	1,141	863
January	1,177	
February	1,192	
March	1,240	
April	1,240	
May	1,240	
June	1,240	

QUALITY

	Quantity	Base Number	Contract	AT	Region	England
% of FP17s for the same patient ID Re-attending within 3 months - Children	0	4	0.0%	11.3%	11.3%	11.8%
% of FP17s for the same patient ID Re-attending within 3 months - Adults	0	289	0.0%	16.1%	15.3%	15.6%
% of FP17s for the same patient ID Re-attending between 3 & 9 months - Children	0	4	0.0%	55.6%	61.1%	58.8%
% of FP17s for the same patient ID Re-attending between 3 & 9 months - Adults	1	289	0.3%	48.8%	52.4%	51.0%
% of FP17s for Band 1 Urgent Courses	0	293	0.0%	10.0%	9.5%	9.0%
% of FP17s Relating to Free Repair or Replacements	0	293	0.0%	0.5%	0.7%	0.8%
% of FP17s Relating to Continuations	0	293	0.0%	0.7%	0.8%	0.9%
% of Patients satisfied with the dentistry they have received	0	0	N/A	92.6%	93.1%	93.2%
% of Patients satisfied with the time they had to wait for an appointment	0	0	N/A	87.4%	87.8%	88.3%

* This is based on patients treated on this contract for their most recent course of treatment. Figures in italics indicate the base number of FP17s or Patient Questionnaire responses are less than 100. N/A is shown where the base number of responses is less than 10 during the period. % is calculated as Quantity/Base number*100

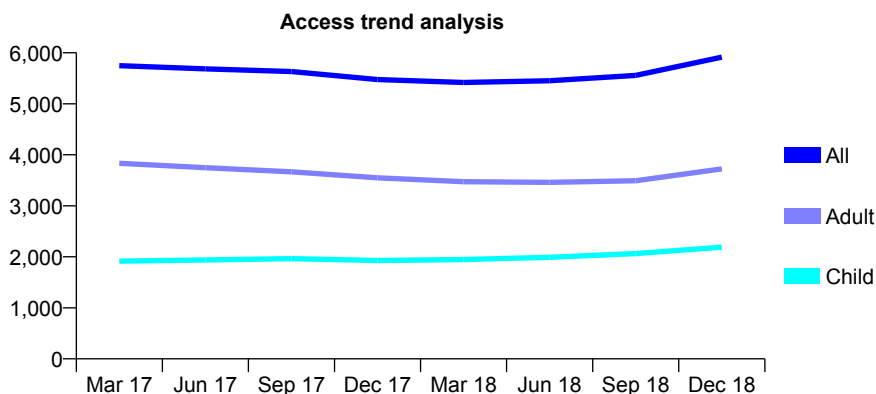
Q67 - Vital Signs At a Glance Contract Report for 678481/0001 - December 2018

Name or company name	MR R TRIVEDI
Contract type name	GDS Contract
Purpose of contract	General
Contract start date	01/04/2006
Contract end date	

18/19 Contracted general activity (UDA)	15,541
Carry forward general activity (UDA)	0
18/19 Contracted orthodontic activity (UOA)	0
Carry forward orthodontic activity (UOA)	0
Baseline contract value	£412,511.26

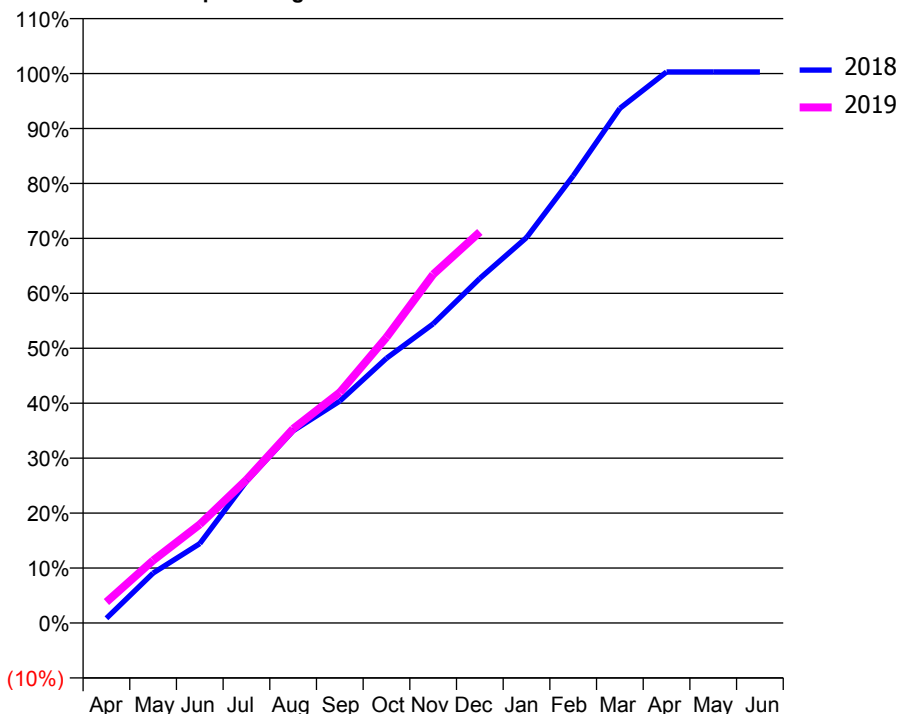
ACCESS*

Patients seen in 24 months	Total	Change since previous quarter
Quarter ending December 2017	5,476	
Quarter ending March 2018	5,418	↓
Quarter ending June 2018	5,451	→
Quarter ending September 2018	5,556	→
Quarter ending December 2018	5,914	↑
Variance since December 2017	8.0%	↑



ACTIVITY

Cumulative percentage of contracted UDA delivered 2018 & 2019



Month	Adjusted Scheduled Activity (UDA)	
	2018	2019
April	134	592
May	1,412	1,771
June	2,245	2,788
July	4,007	4,051
August	5,435	5,491
September	6,277	6,524
October	7,486	8,079
November	8,461	9,860
December	9,745	11,059
January	10,901	
February	12,647	
March	14,556	
April	15,583	
May	15,583	
June	15,583	

QUALITY

	Quantity	Base Number	Contract	AT	Region	England
% of FP17s for the same patient ID Re-attending within 3 months - Children	209	2,559	8.2%	11.3%	11.3%	11.8%
% of FP17s for the same patient ID Re-attending within 3 months - Adults	553	3,525	15.7%	16.1%	15.3%	15.6%
% of FP17s for the same patient ID Re-attending between 3 & 9 months - Children	1,457	2,559	56.9%	55.6%	61.1%	58.8%
% of FP17s for the same patient ID Re-attending between 3 & 9 months - Adults	1,533	3,525	43.5%	48.8%	52.4%	51.0%
% of FP17s for Band 1 Urgent Courses	729	5,642	12.9%	10.0%	9.5%	9.0%
% of FP17s Relating to Free Repair or Replacements	13	5,642	0.2%	0.5%	0.7%	0.8%
% of FP17s Relating to Continuations	73	5,642	1.3%	0.7%	0.8%	0.9%
% of Patients satisfied with the dentistry they have received	2	5	N/A	92.6%	93.1%	93.2%
% of Patients satisfied with the time they had to wait for an appointment	2	5	N/A	87.4%	87.8%	88.3%

* This is based on patients treated on this contract for their most recent course of treatment. Figures in italics indicate the base number of FP17s or Patient Questionnaire responses are less than 100. N/A is shown where the base number of responses is less than 10 during the period. % is calculated as Quantity/Base number*100

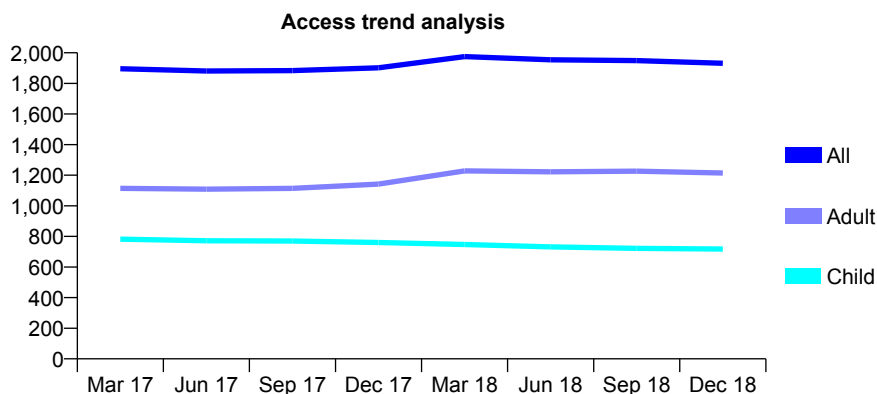
Q67 - Vital Signs At a Glance Contract Report for 687421/0001 - December 2018

Name or company name	MR VM MOODALEY
Contract type name	GDS Contract
Purpose of contract	General
Contract start date	09/05/2011
Contract end date	

18/19 Contracted general activity (UDA)	5,770
Carry forward general activity (UDA)	0
18/19 Contracted orthodontic activity (UOA)	0
Carry forward orthodontic activity (UOA)	0
Baseline contract value	£131,875.91

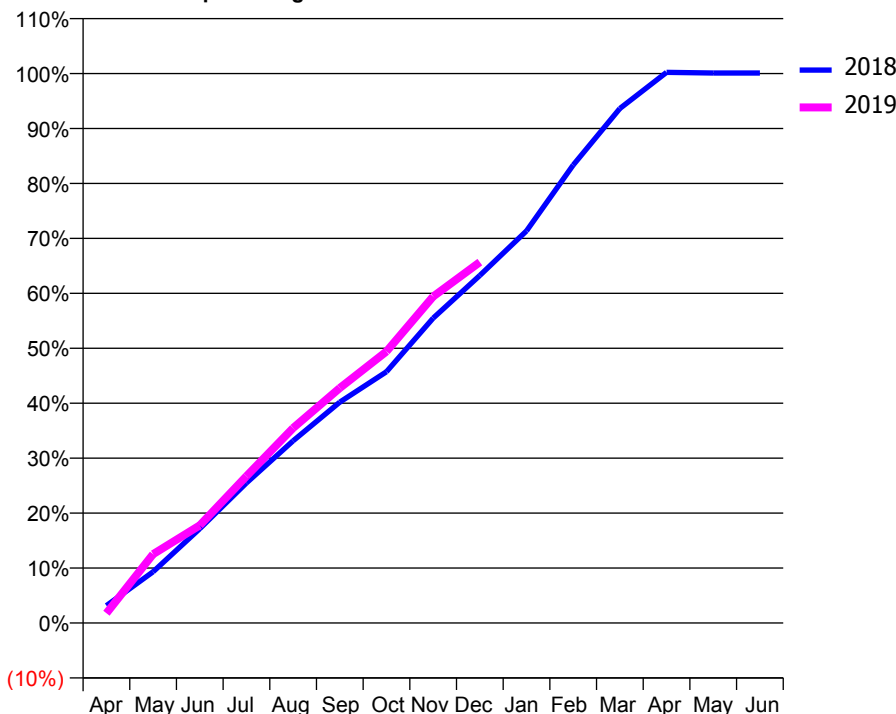
ACCESS*

Patients seen in 24 months	Total	Change since previous quarter
Quarter ending December 2017	1,902	
Quarter ending March 2018	1,975	↑
Quarter ending June 2018	1,954	↓
Quarter ending September 2018	1,949	→
Quarter ending December 2018	1,932	→
Variance since December 2017	1.6%	→



ACTIVITY

Cumulative percentage of contracted UDA delivered 2018 & 2019



Month	Adjusted Scheduled Activity (UDA)	
	2018	2019
April	183	103
May	538	724
June	991	1,026
July	1,471	1,542
August	1,914	2,048
September	2,320	2,468
October	2,639	2,852
November	3,201	3,428
December	3,649	3,789
January	4,118	
February	4,809	
March	5,403	
April	5,782	
May	5,776	
June	5,775	

QUALITY

	Quantity	Base Number	Contract	AT	Region	England
% of FP17s for the same patient ID Re-attending within 3 months - Children	32	814	3.9%	11.3%	11.3%	11.8%
% of FP17s for the same patient ID Re-attending within 3 months - Adults	109	1,029	10.6%	16.1%	15.3%	15.6%
% of FP17s for the same patient ID Re-attending between 3 & 9 months - Children	547	814	67.2%	55.6%	61.1%	58.8%
% of FP17s for the same patient ID Re-attending between 3 & 9 months - Adults	628	1,029	61.0%	48.8%	52.4%	51.0%
% of FP17s for Band 1 Urgent Courses	40	1,736	2.3%	10.0%	9.5%	9.0%
% of FP17s Relating to Free Repair or Replacements	0	1,736	0.0%	0.5%	0.7%	0.8%
% of FP17s Relating to Continuations	0	1,736	0.0%	0.7%	0.8%	0.9%
% of Patients satisfied with the dentistry they have received	0	0	N/A	92.6%	93.1%	93.2%
% of Patients satisfied with the time they had to wait for an appointment	0	0	N/A	87.4%	87.8%	88.3%

* This is based on patients treated on this contract for their most recent course of treatment. Figures in italics indicate the base number of FP17s or Patient Questionnaire responses are less than 100. N/A is shown where the base number of responses is less than 10 during the period. % is calculated as Quantity/Base number*100

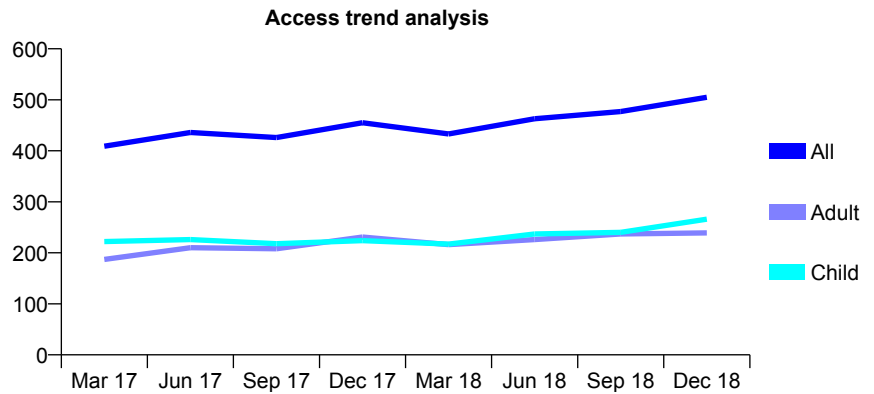
Q67 - Vital Signs At a Glance Contract Report for 719439/0001 - December 2018

Name or company name	MR JR PATEL
Contract type name	GDS Contract
Purpose of contract	General
Contract start date	01/04/2014
Contract end date	

18/19 Contracted general activity (UDA)	1,000
Carry forward general activity (UDA)	0
18/19 Contracted orthodontic activity (UOA)	0
Carry forward orthodontic activity (UOA)	0
Baseline contract value	£25,144.56

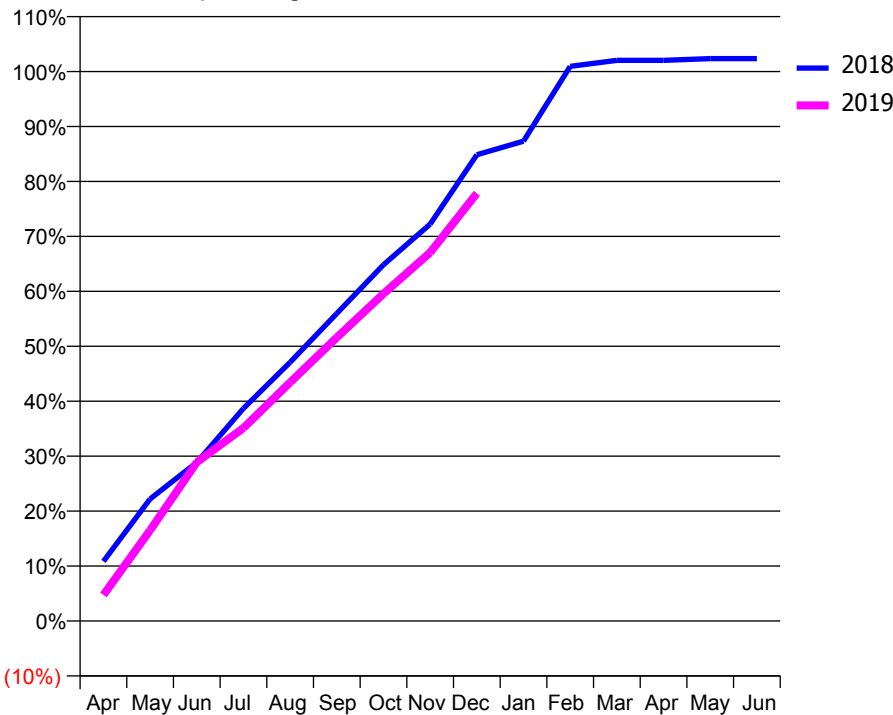
ACCESS*

Patients seen in 24 months	Total	Change since previous quarter
Quarter ending December 2017	455	
Quarter ending March 2018	433	↓
Quarter ending June 2018	463	↑
Quarter ending September 2018	477	↑
Quarter ending December 2018	505	↑
Variance since December 2017	11.0%	↑



ACTIVITY

Cumulative percentage of contracted UDA delivered 2018 & 2019



Adjusted Scheduled Activity (UDA)		
Month	2018	2019
April	109	47
May	222	165
June	289	289
July	387	351
August	471	434
September	560	516
October	648	596
November	722	671
December	849	778
January	873	
February	1,009	
March	1,020	
April	1,020	
May	1,023	
June	1,023	

QUALITY

	Quantity	Base Number	Contract	AT	Region	England
% of FP17s for the same patient ID Re-attending within 3 months - Children	20	375	5.3%	11.3%	11.3%	11.8%
% of FP17s for the same patient ID Re-attending within 3 months - Adults	9	179	5.0%	16.1%	15.3%	15.6%
% of FP17s for the same patient ID Re-attending between 3 & 9 months - Children	241	375	64.3%	55.6%	61.1%	58.8%
% of FP17s for the same patient ID Re-attending between 3 & 9 months - Adults	72	179	40.2%	48.8%	52.4%	51.0%
% of FP17s for Band 1 Urgent Courses	27	550	4.9%	10.0%	9.5%	9.0%
% of FP17s Relating to Free Repair or Replacements	0	550	0.0%	0.5%	0.7%	0.8%
% of FP17s Relating to Continuations	0	550	0.0%	0.7%	0.8%	0.9%
% of Patients satisfied with the dentistry they have received	0	0	N/A	92.6%	93.1%	93.2%
% of Patients satisfied with the time they had to wait for an appointment	0	0	N/A	87.4%	87.8%	88.3%

* This is based on patients treated on this contract for their most recent course of treatment. Figures in italics indicate the base number of FP17s or Patient Questionnaire responses are less than 100. N/A is shown where the base number of responses is less than 10 during the period. % is calculated as Quantity/Base number*100

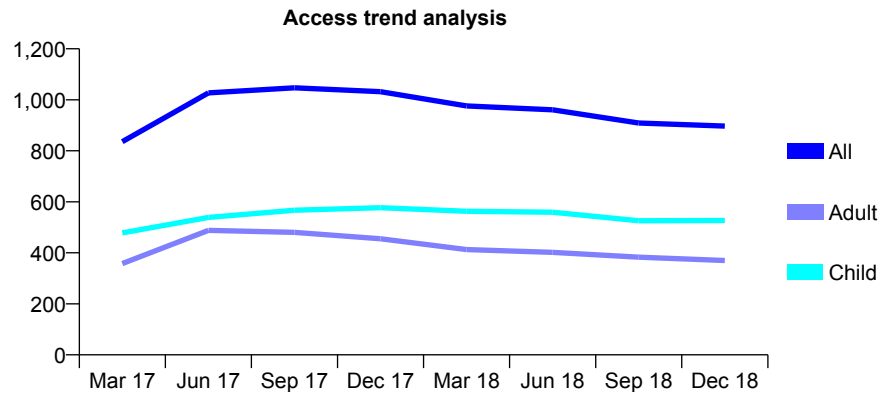
Q67 - Vital Signs At a Glance Contract Report for 732214/0001 - December 2018

Name or company name	MR RH KING
Contract type name	GDS Contract
Purpose of contract	General
Contract start date	01/04/2006
Contract end date	

18/19 Contracted general activity (UDA)	2,399
Carry forward general activity (UDA)	24
18/19 Contracted orthodontic activity (UOA)	0
Carry forward orthodontic activity (UOA)	0
Baseline contract value	£79,363.76

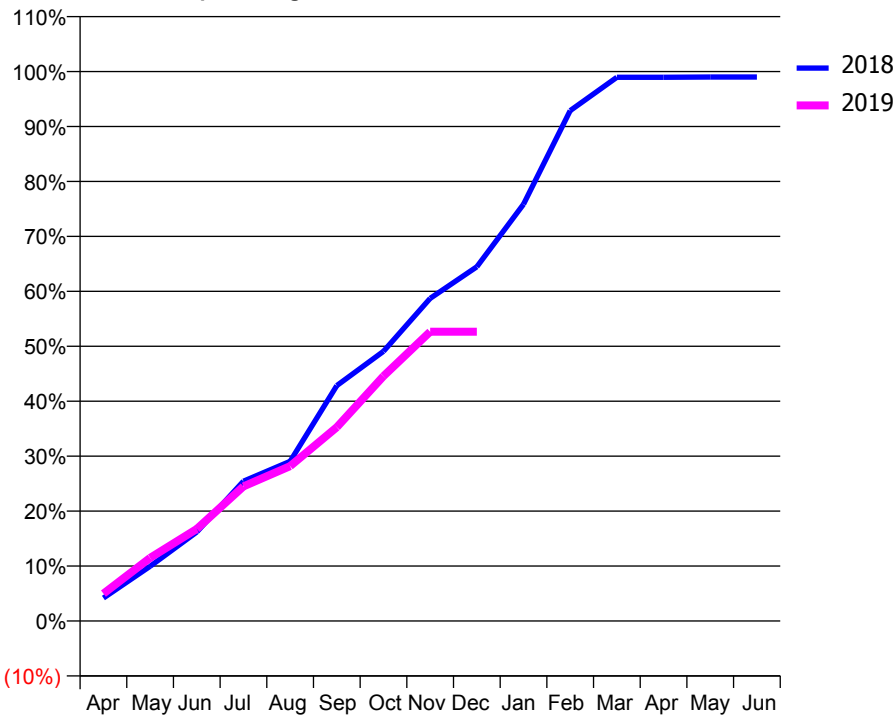
ACCESS*

Patients seen in 24 months	Total	Change since previous quarter
Quarter ending December 2017	1,032	
Quarter ending March 2018	976	↓
Quarter ending June 2018	961	↓
Quarter ending September 2018	909	↓
Quarter ending December 2018	897	↓
Variance since December 2017	(13.1%)	↓



ACTIVITY

Cumulative percentage of contracted UDA delivered 2018 & 2019



Adjusted Scheduled Activity (UDA)		
Month	2018	2019
April	100	120
May	239	276
June	389	402
July	610	588
August	697	676
September	1,028	846
October	1,178	1,069
November	1,409	1,263
December	1,546	1,263
January	1,820	
February	2,228	
March	2,374	
April	2,374	
May	2,375	
June	2,375	

QUALITY

	Quantity	Base Number	Contract	AT	Region	England
% of FP17s for the same patient ID Re-attending within 3 months - Children	12	501	2.4%	11.3%	11.3%	11.8%
% of FP17s for the same patient ID Re-attending within 3 months - Adults	37	271	13.7%	16.1%	15.3%	15.6%
% of FP17s for the same patient ID Re-attending between 3 & 9 months - Children	224	501	44.7%	55.6%	61.1%	58.8%
% of FP17s for the same patient ID Re-attending between 3 & 9 months - Adults	98	271	36.2%	48.8%	52.4%	51.0%
% of FP17s for Band 1 Urgent Courses	56	771	7.3%	10.0%	9.5%	9.0%
% of FP17s Relating to Free Repair or Replacements	0	771	0.0%	0.5%	0.7%	0.8%
% of FP17s Relating to Continuations	11	771	1.4%	0.7%	0.8%	0.9%
% of Patients satisfied with the dentistry they have received	1	1	N/A	92.6%	93.1%	93.2%
% of Patients satisfied with the time they had to wait for an appointment	1	1	N/A	87.4%	87.8%	88.3%

* This is based on patients treated on this contract for their most recent course of treatment. Figures in italics indicate the base number of FP17s or Patient Questionnaire responses are less than 100. N/A is shown where the base number of responses is less than 10 during the period. % is calculated as Quantity/Base number*100

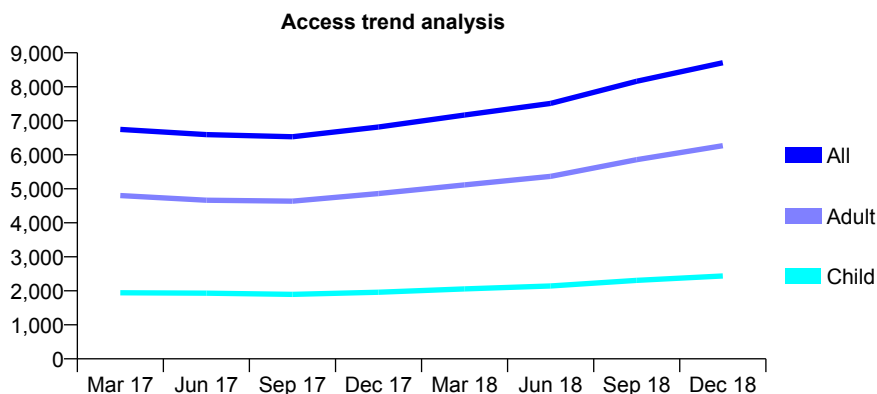
Q67 - Vital Signs At a Glance Contract Report for 736643/0001 - December 2018

Name or company name	MR RM BROWNE
Contract type name	GDS Contract
Purpose of contract	General
Contract start date	01/04/2006
Contract end date	

18/19 Contracted general activity (UDA)	28,666
Carry forward general activity (UDA)	0
18/19 Contracted orthodontic activity (UOA)	0
Carry forward orthodontic activity (UOA)	0
Baseline contract value	£711,570.83

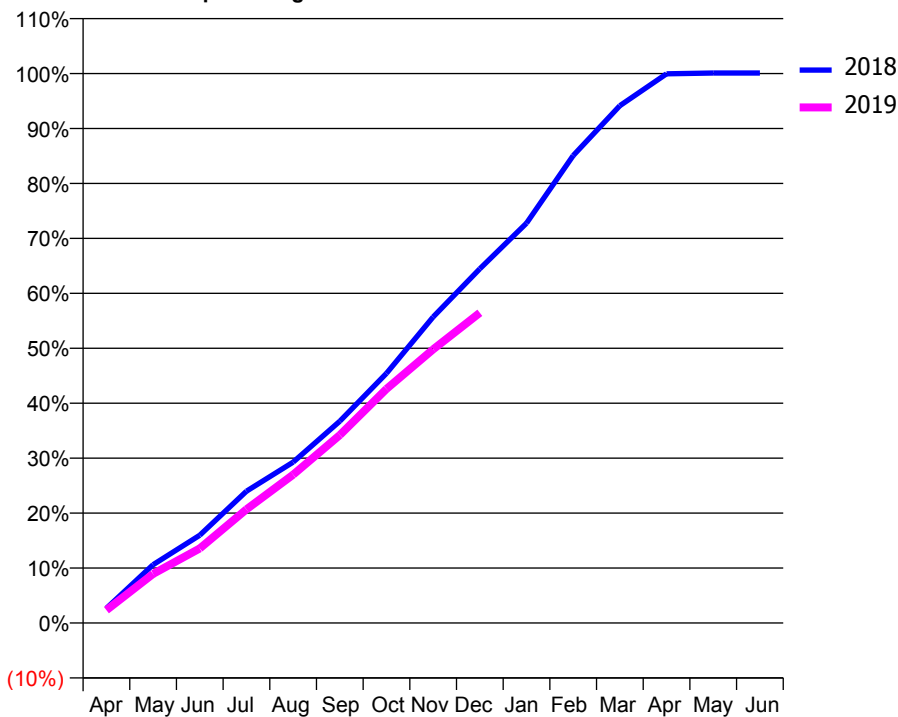
ACCESS*

Patients seen in 24 months	Total	Change since previous quarter
Quarter ending December 2017	6,818	
Quarter ending March 2018	7,171	↑
Quarter ending June 2018	7,511	↑
Quarter ending September 2018	8,164	↑
Quarter ending December 2018	8,707	↑
Variance since December 2017	27.7%	↑



ACTIVITY

Cumulative percentage of contracted UDA delivered 2018 & 2019



Adjusted Scheduled Activity (UDA)

Month	2018	2019
April	449	674
May	1,770	2,560
June	2,663	3,894
July	3,997	5,929
August	4,878	7,737
September	6,123	9,803
October	7,575	12,211
November	9,286	14,278
December	10,744	16,182
January	12,126	
February	14,179	
March	15,689	
April	16,658	
May	16,681	
June	16,679	

QUALITY

	Quantity	Base Number	Contract	AT	Region	England
% of FP17s for the same patient ID Re-attending within 3 months - Children	179	2,244	8.0%	11.3%	11.3%	11.8%
% of FP17s for the same patient ID Re-attending within 3 months - Adults	1,139	6,318	18.0%	16.1%	15.3%	15.6%
% of FP17s for the same patient ID Re-attending between 3 & 9 months - Children	846	2,244	37.7%	55.6%	61.1%	58.8%
% of FP17s for the same patient ID Re-attending between 3 & 9 months - Adults	2,200	6,318	34.8%	48.8%	52.4%	51.0%
% of FP17s for Band 1 Urgent Courses	1,507	8,131	18.5%	10.0%	9.5%	9.0%
% of FP17s Relating to Free Repair or Replacements	54	8,131	0.7%	0.5%	0.7%	0.8%
% of FP17s Relating to Continuations	20	8,131	0.2%	0.7%	0.8%	0.9%
% of Patients satisfied with the dentistry they have received	1	1	N/A	92.6%	93.1%	93.2%
% of Patients satisfied with the time they had to wait for an appointment	1	1	N/A	87.4%	87.8%	88.3%

* This is based on patients treated on this contract for their most recent course of treatment. Figures in italics indicate the base number of FP17s or Patient Questionnaire responses are less than 100. N/A is shown where the base number of responses is less than 10 during the period. % is calculated as Quantity/Base number*100

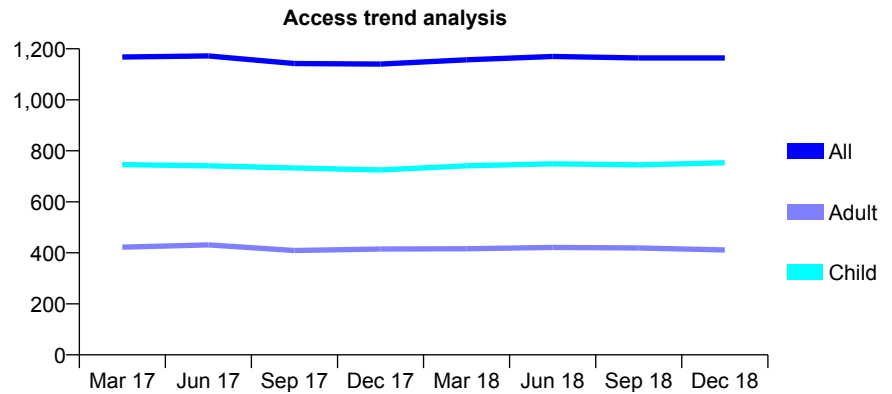
Q67 - Vital Signs At a Glance Contract Report for 740160/0002 - December 2018

Name or company name	MISS HS ABEL
Contract type name	GDS Contract
Purpose of contract	General
Contract start date	01/05/2006
Contract end date	

18/19 Contracted general activity (UDA)	2,295
Carry forward general activity (UDA)	0
18/19 Contracted orthodontic activity (UOA)	0
Carry forward orthodontic activity (UOA)	0
Baseline contract value	£58,341.51

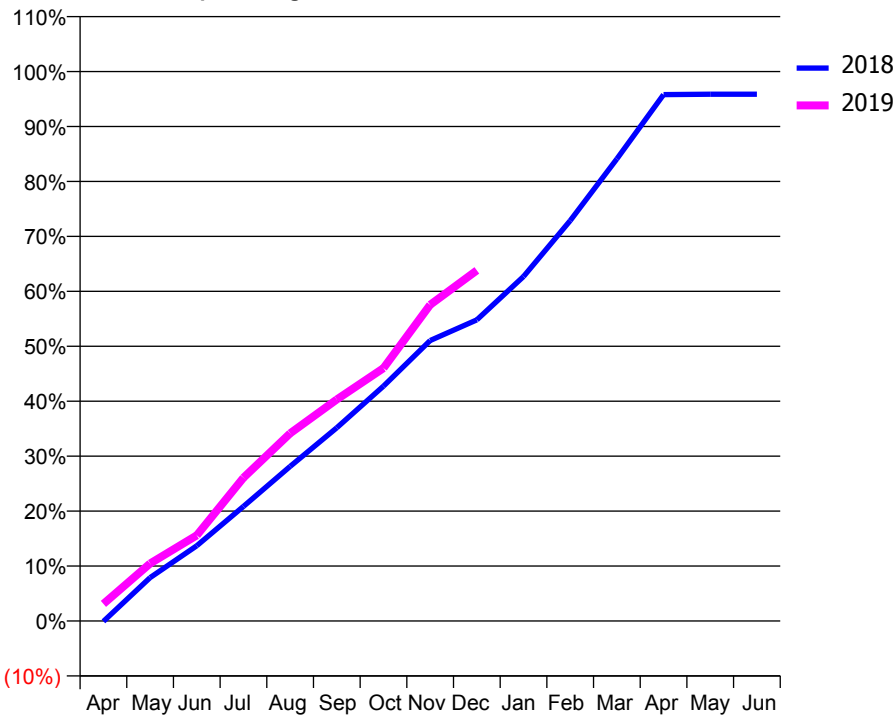
ACCESS*

Patients seen in 24 months	Total	Change since previous quarter
Quarter ending December 2017	1,140	
Quarter ending March 2018	1,157	→
Quarter ending June 2018	1,170	→
Quarter ending September 2018	1,164	→
Quarter ending December 2018	1,164	→
Variance since December 2017	2.1%	↑



ACTIVITY

Cumulative percentage of contracted UDA delivered 2018 & 2019



Month	Adjusted Scheduled Activity (UDA)	
	2018	2019
April	-2	71
May	189	240
June	328	358
July	499	598
August	674	784
September	842	925
October	1,023	1,056
November	1,222	1,321
December	1,312	1,464
January	1,501	
February	1,744	
March	2,013	
April	2,293	
May	2,295	
June	2,295	

QUALITY

	Quantity	Base Number	Contract	AT	Region	England
% of FP17s for the same patient ID Re-attending within 3 months - Children	39	729	5.3%	11.3%	11.3%	11.8%
% of FP17s for the same patient ID Re-attending within 3 months - Adults	25	263	9.5%	16.1%	15.3%	15.6%
% of FP17s for the same patient ID Re-attending between 3 & 9 months - Children	398	729	54.6%	55.6%	61.1%	58.8%
% of FP17s for the same patient ID Re-attending between 3 & 9 months - Adults	98	263	37.3%	48.8%	52.4%	51.0%
% of FP17s for Band 1 Urgent Courses	36	902	4.0%	10.0%	9.5%	9.0%
% of FP17s Relating to Free Repair or Replacements	0	902	0.0%	0.5%	0.7%	0.8%
% of FP17s Relating to Continuations	0	902	0.0%	0.7%	0.8%	0.9%
% of Patients satisfied with the dentistry they have received	0	0	N/A	92.6%	93.1%	93.2%
% of Patients satisfied with the time they had to wait for an appointment	0	0	N/A	87.4%	87.8%	88.3%

* This is based on patients treated on this contract for their most recent course of treatment. Figures in italics indicate the base number of FP17s or Patient Questionnaire responses are less than 100. N/A is shown where the base number of responses is less than 10 during the period. % is calculated as Quantity/Base number*100

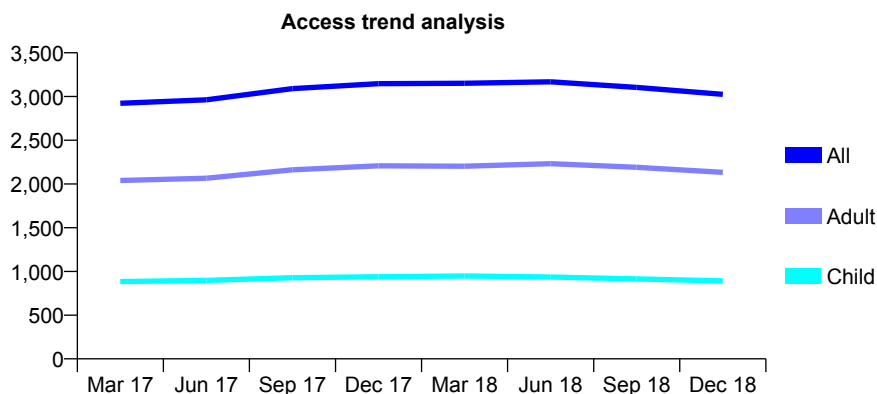
Q67 - Vital Signs At a Glance Contract Report for 741299/0001 - December 2018

Name or company name	MISS DH QUIGLEY
Contract type name	GDS Contract
Purpose of contract	General
Contract start date	01/04/2006
Contract end date	

18/19 Contracted general activity (UDA)	8,032
Carry forward general activity (UDA)	115
18/19 Contracted orthodontic activity (UOA)	0
Carry forward orthodontic activity (UOA)	0
Baseline contract value	£201,961.27

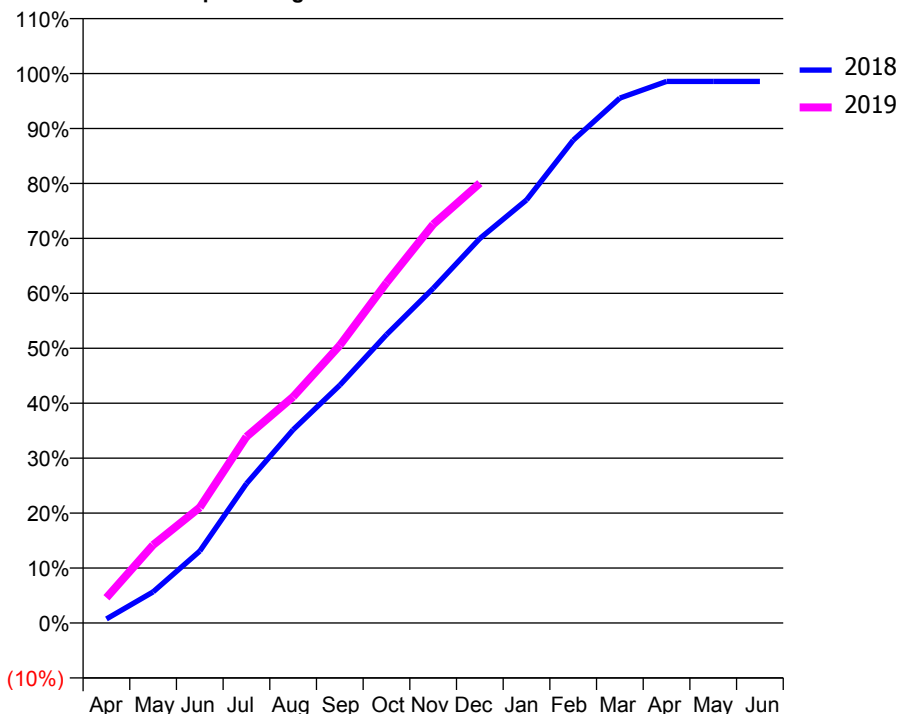
ACCESS*

Patients seen in 24 months	Total	Change since previous quarter
Quarter ending December 2017	3,147	
Quarter ending March 2018	3,151	→
Quarter ending June 2018	3,168	→
Quarter ending September 2018	3,104	↓
Quarter ending December 2018	3,025	↓
Variance since December 2017	(3.9%)	↓



ACTIVITY

Cumulative percentage of contracted UDA delivered 2018 & 2019



Month	Adjusted Scheduled Activity (UDA)	
	2018	2019
April	60	370
May	455	1,141
June	1,052	1,689
July	2,038	2,724
August	2,826	3,307
September	3,476	4,060
October	4,215	4,974
November	4,890	5,827
December	5,620	6,429
January	6,184	
February	7,057	
March	7,673	
April	7,916	
May	7,916	
June	7,916	

QUALITY

	Quantity	Base Number	Contract	AT	Region	England
% of FP17s for the same patient ID Re-attending within 3 months - Children	111	960	11.6%	11.3%	11.3%	11.8%
% of FP17s for the same patient ID Re-attending within 3 months - Adults	362	2,130	17.0%	16.1%	15.3%	15.6%
% of FP17s for the same patient ID Re-attending between 3 & 9 months - Children	496	960	51.7%	55.6%	61.1%	58.8%
% of FP17s for the same patient ID Re-attending between 3 & 9 months - Adults	1,026	2,130	48.2%	48.8%	52.4%	51.0%
% of FP17s for Band 1 Urgent Courses	254	2,975	8.5%	10.0%	9.5%	9.0%
% of FP17s Relating to Free Repair or Replacements	18	2,975	0.6%	0.5%	0.7%	0.8%
% of FP17s Relating to Continuations	49	2,975	1.6%	0.7%	0.8%	0.9%
% of Patients satisfied with the dentistry they have received	3	4	N/A	92.6%	93.1%	93.2%
% of Patients satisfied with the time they had to wait for an appointment	2	4	N/A	87.4%	87.8%	88.3%

* This is based on patients treated on this contract for their most recent course of treatment. Figures in italics indicate the base number of FP17s or Patient Questionnaire responses are less than 100. N/A is shown where the base number of responses is less than 10 during the period. % is calculated as Quantity/Base number*100

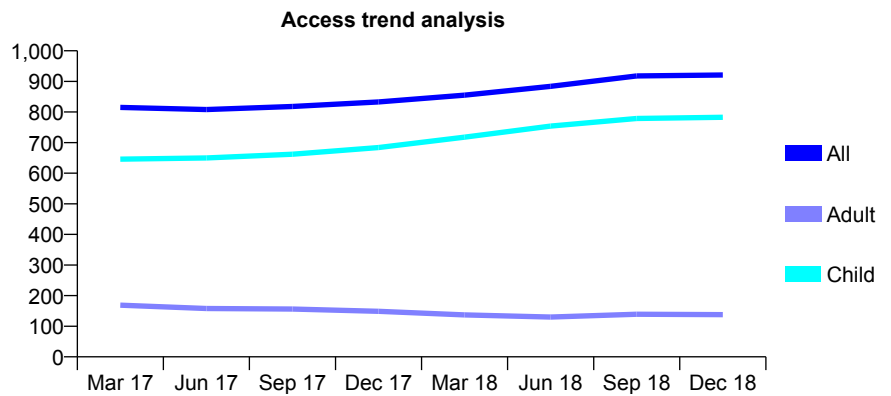
Q67 - Vital Signs At a Glance Contract Report for 741442/0001 - December 2018

Name or company name	MR IC SMALL
Contract type name	GDS Contract
Purpose of contract	General
Contract start date	01/04/2006
Contract end date	

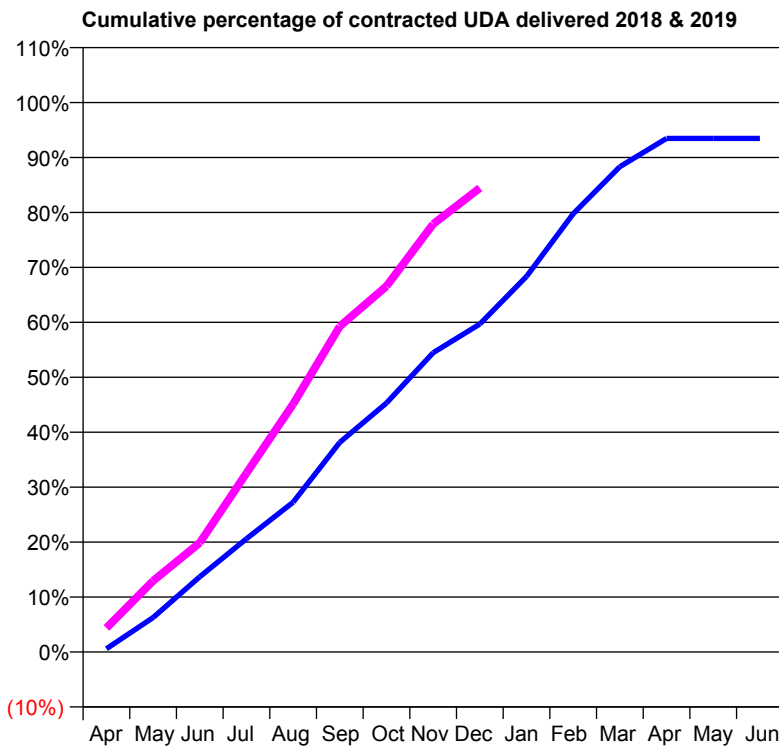
18/19 Contracted general activity (UDA)	1,444
Carry forward general activity (UDA)	0
18/19 Contracted orthodontic activity (UOA)	0
Carry forward orthodontic activity (UOA)	0
Baseline contract value	£33,005.07

ACCESS*

Patients seen in 24 months	Total	Change since previous quarter
Quarter ending December 2017	833	
Quarter ending March 2018	855	↑
Quarter ending June 2018	884	↑
Quarter ending September 2018	918	↑
Quarter ending December 2018	921	→
Variance since December 2017	10.6%	↑



ACTIVITY



Month	Adjusted Scheduled Activity (UDA)	
	2018	2019
April	9	63
May	91	187
June	198	287
July	298	470
August	394	652
September	551	856
October	654	961
November	787	1,125
December	862	1,219
January	987	
February	1,152	
March	1,275	
April	1,350	
May	1,350	
June	1,350	

QUALITY

	Quantity	Base Number	Contract	AT	Region	England
% of FP17s for the same patient ID Re-attending within 3 months - Children	41	838	4.9%	11.3%	11.3%	11.8%
% of FP17s for the same patient ID Re-attending within 3 months - Adults	9	86	10.5%	16.1%	15.3%	15.6%
% of FP17s for the same patient ID Re-attending between 3 & 9 months - Children	413	838	49.3%	55.6%	61.1%	58.8%
% of FP17s for the same patient ID Re-attending between 3 & 9 months - Adults	36	86	41.9%	48.8%	52.4%	51.0%
% of FP17s for Band 1 Urgent Courses	27	890	3.0%	10.0%	9.5%	9.0%
% of FP17s Relating to Free Repair or Replacements	0	890	0.0%	0.5%	0.7%	0.8%
% of FP17s Relating to Continuations	0	890	0.0%	0.7%	0.8%	0.9%
% of Patients satisfied with the dentistry they have received	0	0	N/A	92.6%	93.1%	93.2%
% of Patients satisfied with the time they had to wait for an appointment	0	0	N/A	87.4%	87.8%	88.3%

* This is based on patients treated on this contract for their most recent course of treatment. Figures in italics indicate the base number of FP17s or Patient Questionnaire responses are less than 100. N/A is shown where the base number of responses is less than 10 during the period. % is calculated as Quantity/Base number*100

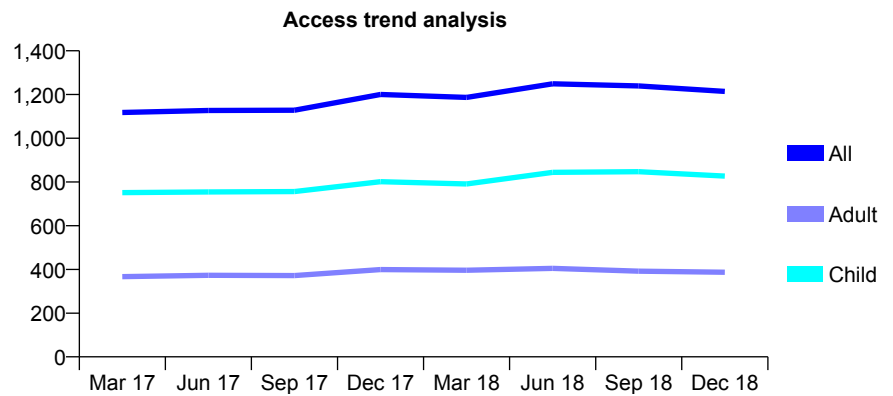
Q67 - Vital Signs At a Glance Contract Report for 741809/0001 - December 2018

Name or company name	MISS KS LEWIS
Contract type name	GDS Contract
Purpose of contract	General
Contract start date	01/04/2006
Contract end date	

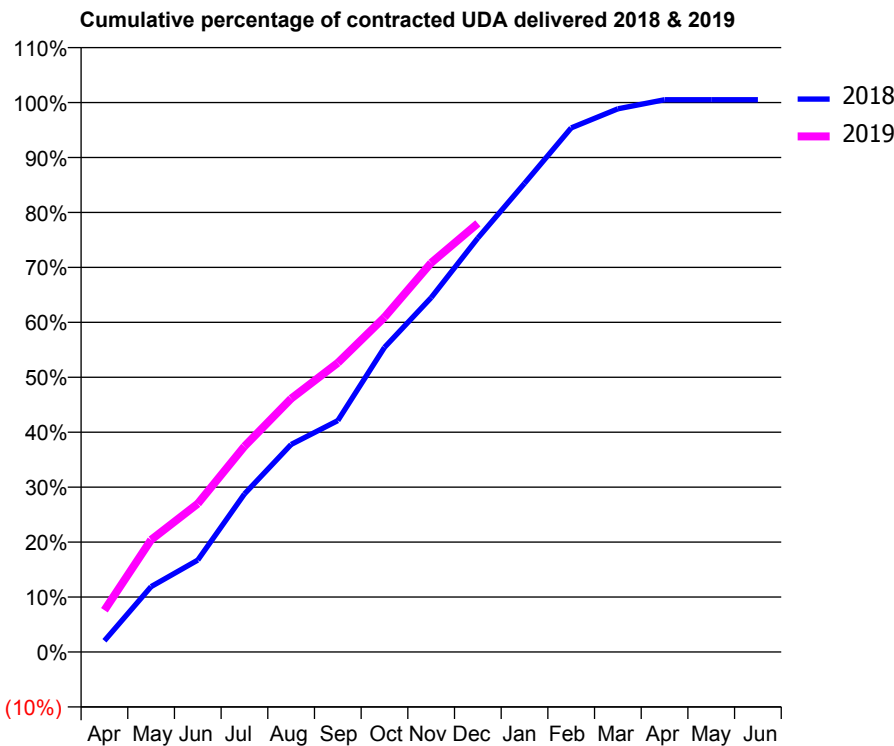
18/19 Contracted general activity (UDA)	2,302
Carry forward general activity (UDA)	0
18/19 Contracted orthodontic activity (UOA)	0
Carry forward orthodontic activity (UOA)	0
Baseline contract value	£52,616.11

ACCESS*

Patients seen in 24 months	Total	Change since previous quarter
Quarter ending December 2017	1,200	
Quarter ending March 2018	1,187	↓
Quarter ending June 2018	1,249	↑
Quarter ending September 2018	1,239	→
Quarter ending December 2018	1,214	↓
Variance since December 2017	1.2%	→



ACTIVITY



Month	Adjusted Scheduled Activity (UDA)	
	2018	2019
April	47	175
May	274	470
June	385	621
July	662	861
August	869	1,062
September	969	1,212
October	1,276	1,403
November	1,484	1,631
December	1,734	1,796
January	1,963	
February	2,195	
March	2,275	
April	2,314	
May	2,314	
June	2,314	

QUALITY

	Quantity	Base Number	Contract	AT	Region	England
% of FP17s for the same patient ID Re-attending within 3 months - Children	26	991	2.6%	11.3%	11.3%	11.8%
% of FP17s for the same patient ID Re-attending within 3 months - Adults	35	294	11.9%	16.1%	15.3%	15.6%
% of FP17s for the same patient ID Re-attending between 3 & 9 months - Children	655	991	66.1%	55.6%	61.1%	58.8%
% of FP17s for the same patient ID Re-attending between 3 & 9 months - Adults	157	294	53.4%	48.8%	52.4%	51.0%
% of FP17s for Band 1 Urgent Courses	3	1,255	0.2%	10.0%	9.5%	9.0%
% of FP17s Relating to Free Repair or Replacements	0	1,255	0.0%	0.5%	0.7%	0.8%
% of FP17s Relating to Continuations	7	1,255	0.6%	0.7%	0.8%	0.9%
% of Patients satisfied with the dentistry they have received	0	0	N/A	92.6%	93.1%	93.2%
% of Patients satisfied with the time they had to wait for an appointment	0	0	N/A	87.4%	87.8%	88.3%

* This is based on patients treated on this contract for their most recent course of treatment. Figures in italics indicate the base number of FP17s or Patient Questionnaire responses are less than 100. N/A is shown where the base number of responses is less than 10 during the period. % is calculated as Quantity/Base number*100

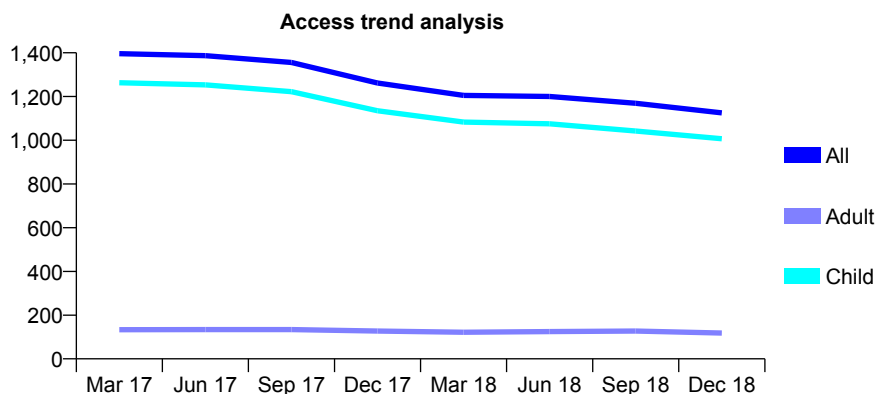
Q67 - Vital Signs At a Glance Contract Report for 742023/0001 - December 2018

Name or company name	MR KP BAKER
Contract type name	GDS Contract
Purpose of contract	General
Contract start date	01/04/2006
Contract end date	

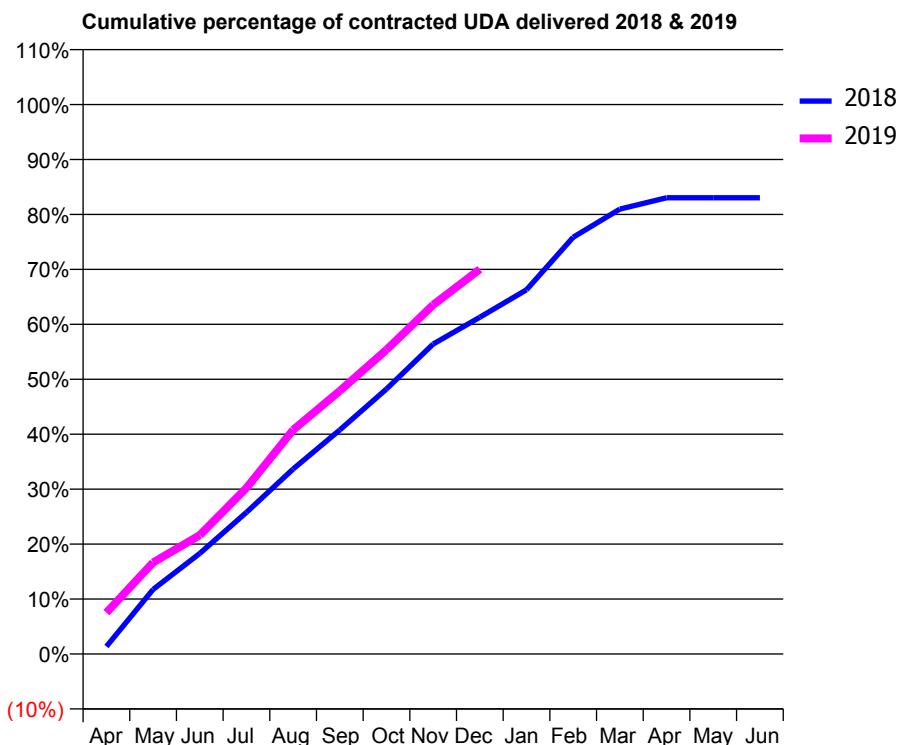
18/19 Contracted general activity (UDA)	1,826
Carry forward general activity (UDA)	0
18/19 Contracted orthodontic activity (UOA)	0
Carry forward orthodontic activity (UOA)	0
Baseline contract value	£41,736.34

ACCESS*

Patients seen in 24 months	Total	Change since previous quarter
Quarter ending December 2017	1,262	
Quarter ending March 2018	1,205	↓
Quarter ending June 2018	1,200	→
Quarter ending September 2018	1,169	↓
Quarter ending December 2018	1,125	↓
Variance since December 2017	(10.9%)	↓



ACTIVITY



Month	Adjusted Scheduled Activity (UDA)	
	2018	2019
April	30	138
May	259	304
June	403	395
July	567	552
August	741	745
September	897	874
October	1,061	1,011
November	1,241	1,160
December	1,348	1,278
January	1,458	
February	1,668	
March	1,781	
April	1,826	
May	1,826	
June	1,826	

QUALITY

	Quantity	Base Number	Contract	AT	Region	England
% of FP17s for the same patient ID Re-attending within 3 months - Children	96	1,122	8.6%	11.3%	11.3%	11.8%
% of FP17s for the same patient ID Re-attending within 3 months - Adults	0	4	0.0%	16.1%	15.3%	15.6%
% of FP17s for the same patient ID Re-attending between 3 & 9 months - Children	701	1,122	62.5%	55.6%	61.1%	58.8%
% of FP17s for the same patient ID Re-attending between 3 & 9 months - Adults	3	4	75.0%	48.8%	52.4%	51.0%
% of FP17s for Band 1 Urgent Courses	47	1,083	4.3%	10.0%	9.5%	9.0%
% of FP17s Relating to Free Repair or Replacements	0	1,083	0.0%	0.5%	0.7%	0.8%
% of FP17s Relating to Continuations	0	1,083	0.0%	0.7%	0.8%	0.9%
% of Patients satisfied with the dentistry they have received	0	0	N/A	92.6%	93.1%	93.2%
% of Patients satisfied with the time they had to wait for an appointment	0	0	N/A	87.4%	87.8%	88.3%

* This is based on patients treated on this contract for their most recent course of treatment. Figures in italics indicate the base number of FP17s or Patient Questionnaire responses are less than 100. N/A is shown where the base number of responses is less than 10 during the period. % is calculated as Quantity/Base number*100

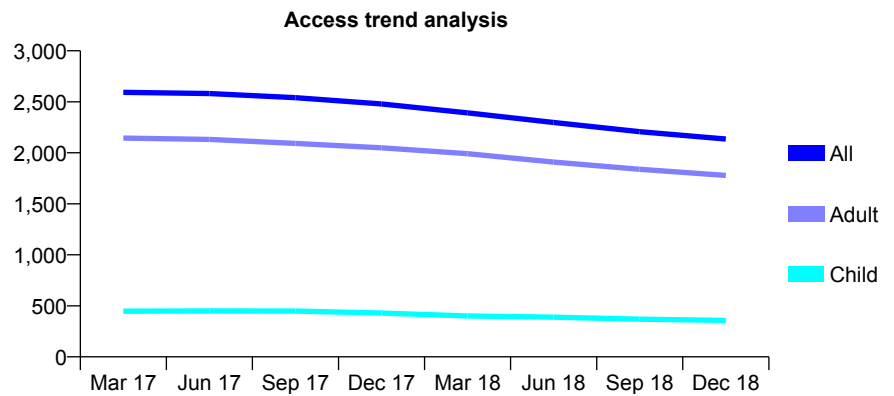
Q67 - Vital Signs At a Glance Contract Report for 748439/0002 - December 2018

Name or company name	Mohammad Reza Najafi
Contract type name	GDS Contract
Purpose of contract	General
Contract start date	15/04/2010
Contract end date	

18/19 Contracted general activity (UDA)	5,845
Carry forward general activity (UDA)	0
18/19 Contracted orthodontic activity (UOA)	0
Carry forward orthodontic activity (UOA)	0
Baseline contract value	£154,127.79

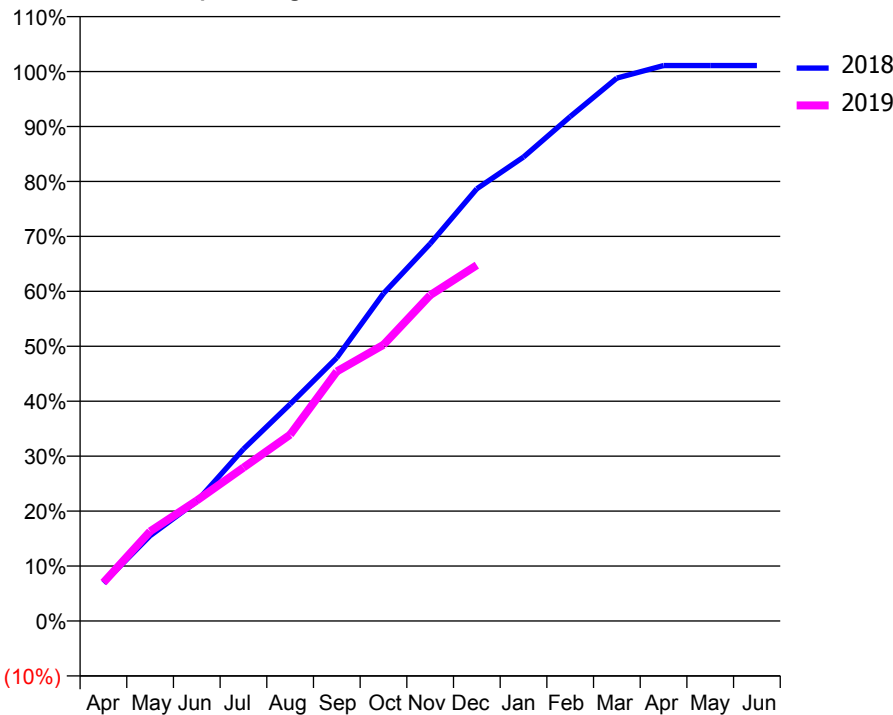
ACCESS*

Patients seen in 24 months	Total	Change since previous quarter
Quarter ending December 2017	2,479	
Quarter ending March 2018	2,392	↓
Quarter ending June 2018	2,298	↓
Quarter ending September 2018	2,207	↓
Quarter ending December 2018	2,135	↓
Variance since December 2017	(13.9%)	↓



ACTIVITY

Cumulative percentage of contracted UDA delivered 2018 & 2019



Month	Adjusted Scheduled Activity (UDA)	
	2018	2019
April	406	409
May	908	953
June	1,273	1,282
July	1,829	1,632
August	2,307	1,982
September	2,800	2,655
October	3,485	2,939
November	4,013	3,465
December	4,598	3,785
January	4,936	
February	5,365	
March	5,775	
April	5,908	
May	5,909	
June	5,909	

QUALITY

	Quantity	Base Number	Contract	AT	Region	England
% of FP17s for the same patient ID Re-attending within 3 months - Children	14	314	4.5%	11.3%	11.3%	11.8%
% of FP17s for the same patient ID Re-attending within 3 months - Adults	211	1,597	13.2%	16.1%	15.3%	15.6%
% of FP17s for the same patient ID Re-attending between 3 & 9 months - Children	132	314	42.0%	55.6%	61.1%	58.8%
% of FP17s for the same patient ID Re-attending between 3 & 9 months - Adults	620	1,597	38.8%	48.8%	52.4%	51.0%
% of FP17s for Band 1 Urgent Courses	257	1,835	14.0%	10.0%	9.5%	9.0%
% of FP17s Relating to Free Repair or Replacements	9	1,835	0.5%	0.5%	0.7%	0.8%
% of FP17s Relating to Continuations	5	1,835	0.3%	0.7%	0.8%	0.9%
% of Patients satisfied with the dentistry they have received	0	1	N/A	92.6%	93.1%	93.2%
% of Patients satisfied with the time they had to wait for an appointment	1	1	N/A	87.4%	87.8%	88.3%

* This is based on patients treated on this contract for their most recent course of treatment. Figures in italics indicate the base number of FP17s or Patient Questionnaire responses are less than 100. N/A is shown where the base number of responses is less than 10 during the period. % is calculated as Quantity/Base number*100

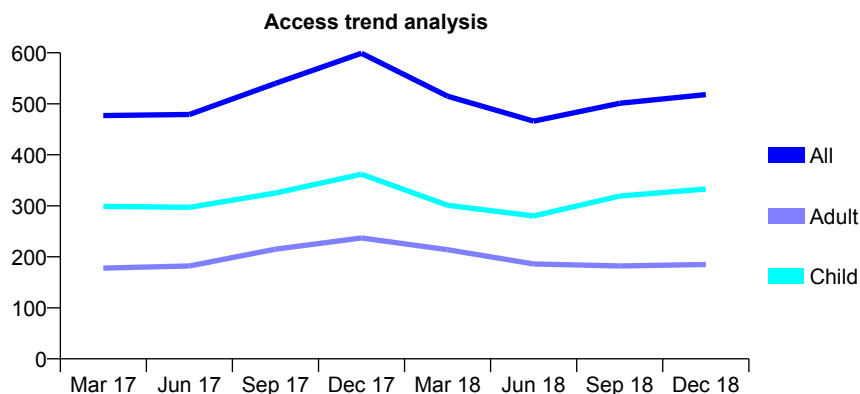
Q67 - Vital Signs At a Glance Contract Report for 751707/0001 - December 2018

Name or company name	MR RK LINTON
Contract type name	GDS Contract
Purpose of contract	General
Contract start date	01/04/2006
Contract end date	

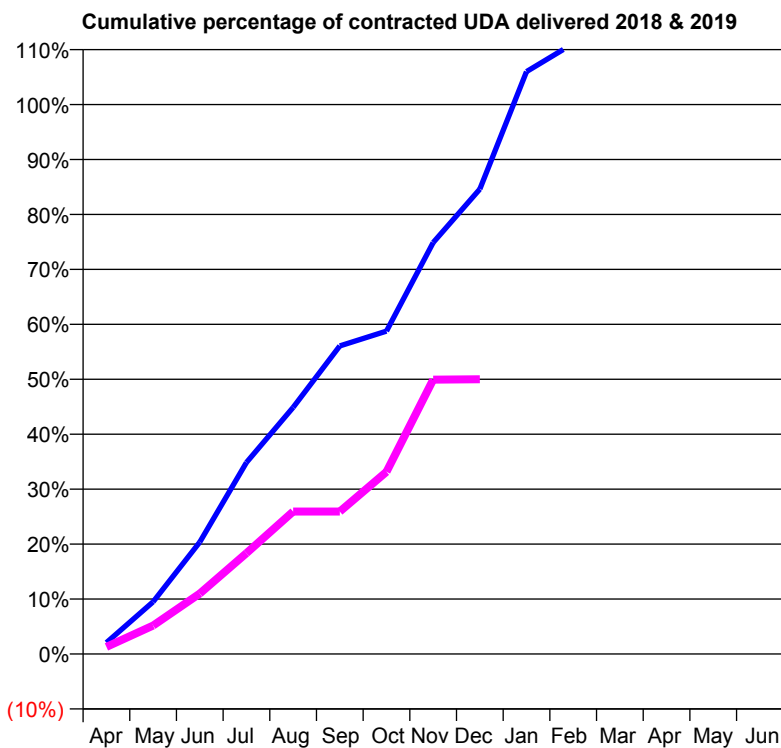
18/19 Contracted general activity (UDA)	1,161
Carry forward general activity (UDA)	0
18/19 Contracted orthodontic activity (UOA)	0
Carry forward orthodontic activity (UOA)	0
Baseline contract value	£26,536.63

ACCESS*

Patients seen in 24 months	Total	Change since previous quarter
Quarter ending December 2017	599	
Quarter ending March 2018	515	↓
Quarter ending June 2018	466	↓
Quarter ending September 2018	501	↑
Quarter ending December 2018	518	↑
Variance since December 2017	(13.5%)	↓



ACTIVITY



Adjusted Scheduled Activity (UDA)		
Month	2018	2019
April	24	15
May	110	60
June	236	128
July	405	213
August	521	301
September	651	301
October	682	385
November	869	580
December	982	581
January	1,230	
February	1,290	
March	1,327	
April	1,327	
May	1,327	
June	1,327	

QUALITY

	Quantity	Base Number	Contract	AT	Region	England
% of FP17s for the same patient ID Re-attending within 3 months - Children	18	293	6.1%	11.3%	11.3%	11.8%
% of FP17s for the same patient ID Re-attending within 3 months - Adults	6	98	6.1%	16.1%	15.3%	15.6%
% of FP17s for the same patient ID Re-attending between 3 & 9 months - Children	57	293	19.5%	55.6%	61.1%	58.8%
% of FP17s for the same patient ID Re-attending between 3 & 9 months - Adults	21	98	21.4%	48.8%	52.4%	51.0%
% of FP17s for Band 1 Urgent Courses	8	389	2.1%	10.0%	9.5%	9.0%
% of FP17s Relating to Free Repair or Replacements	0	389	0.0%	0.5%	0.7%	0.8%
% of FP17s Relating to Continuations	0	389	0.0%	0.7%	0.8%	0.9%
% of Patients satisfied with the dentistry they have received	0	0	N/A	92.6%	93.1%	93.2%
% of Patients satisfied with the time they had to wait for an appointment	0	0	N/A	87.4%	87.8%	88.3%

* This is based on patients treated on this contract for their most recent course of treatment. Figures in italics indicate the base number of FP17s or Patient Questionnaire responses are less than 100. N/A is shown where the base number of responses is less than 10 during the period. % is calculated as Quantity/Base number*100

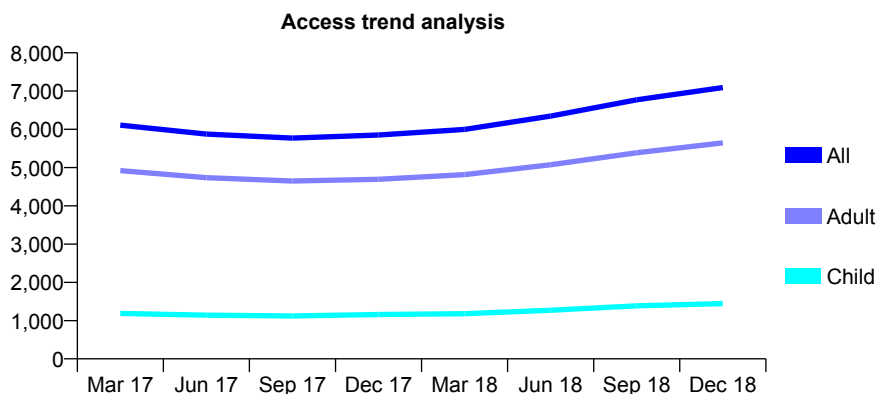
Q67 - Vital Signs At a Glance Contract Report for 762202/0001 - December 2018

Name or company name	Station Road Dental Partnership
Contract type name	GDS Contract
Purpose of contract	General
Contract start date	01/04/2006
Contract end date	

18/19 Contracted general activity (UDA)	25,663
Carry forward general activity (UDA)	0
18/19 Contracted orthodontic activity (UOA)	0
Carry forward orthodontic activity (UOA)	0
Baseline contract value	£659,373.94

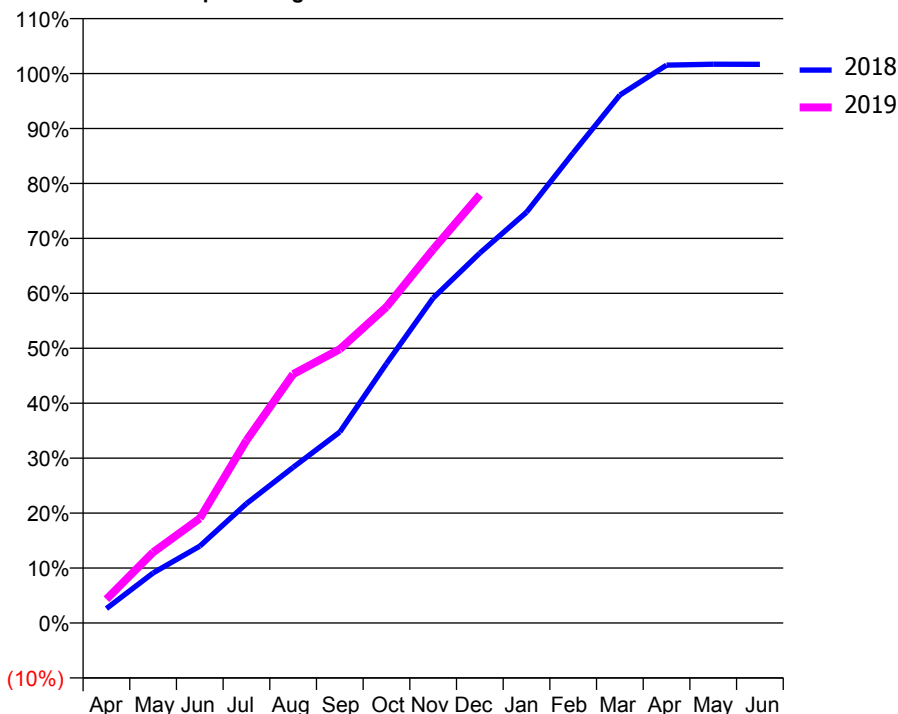
ACCESS*

Patients seen in 24 months	Total	Change since previous quarter
Quarter ending December 2017	5,851	
Quarter ending March 2018	5,996	↑
Quarter ending June 2018	6,345	↑
Quarter ending September 2018	6,771	↑
Quarter ending December 2018	7,093	↑
Variance since December 2017	21.2%	↑



ACTIVITY

Cumulative percentage of contracted UDA delivered 2018 & 2019



Month	Adjusted Scheduled Activity (UDA)	
	2018	2019
April	573	1,109
May	1,982	3,305
June	3,045	4,885
July	4,728	8,531
August	6,167	11,622
September	7,564	12,791
October	10,276	14,764
November	12,871	17,455
December	14,651	20,000
January	16,268	
February	18,621	
March	20,908	
April	22,096	
May	22,129	
June	22,126	

QUALITY

	Quantity	Base Number	Contract	AT	Region	England
% of FP17s for the same patient ID Re-attending within 3 months - Children	89	1,480	6.0%	11.3%	11.3%	11.8%
% of FP17s for the same patient ID Re-attending within 3 months - Adults	895	6,370	14.1%	16.1%	15.3%	15.6%
% of FP17s for the same patient ID Re-attending between 3 & 9 months - Children	650	1,480	43.9%	55.6%	61.1%	58.8%
% of FP17s for the same patient ID Re-attending between 3 & 9 months - Adults	3,264	6,370	51.2%	48.8%	52.4%	51.0%
% of FP17s for Band 1 Urgent Courses	531	7,495	7.1%	10.0%	9.5%	9.0%
% of FP17s Relating to Free Repair or Replacements	15	7,495	0.2%	0.5%	0.7%	0.8%
% of FP17s Relating to Continuations	46	7,495	0.6%	0.7%	0.8%	0.9%
% of Patients satisfied with the dentistry they have received	10	11	90.9%	92.6%	93.1%	93.2%
% of Patients satisfied with the time they had to wait for an appointment	8	11	72.7%	87.4%	87.8%	88.3%

* This is based on patients treated on this contract for their most recent course of treatment. Figures in italics indicate the base number of FP17s or Patient Questionnaire responses are less than 100. N/A is shown where the base number of responses is less than 10 during the period. % is calculated as Quantity/Base number*100

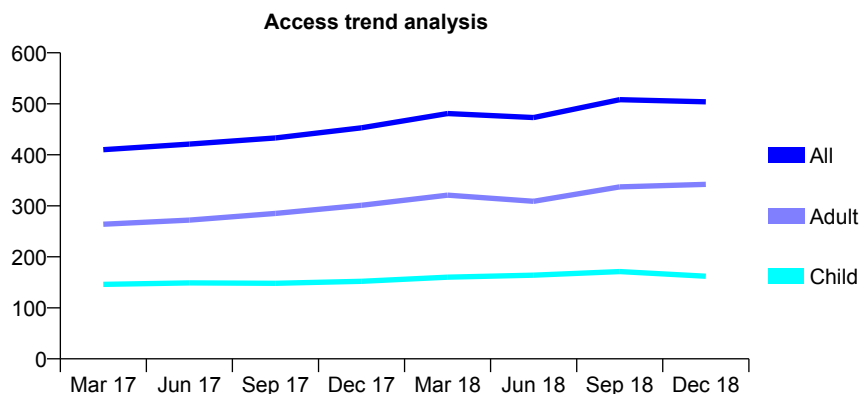
Q67 - Vital Signs At a Glance Contract Report for 765759/0002 - December 2018

Name or company name	MRS TF SIJUWADE
Contract type name	GDS Contract
Purpose of contract	General
Contract start date	04/01/2016
Contract end date	

18/19 Contracted general activity (UDA)	1,270
Carry forward general activity (UDA)	0
18/19 Contracted orthodontic activity (UOA)	0
Carry forward orthodontic activity (UOA)	0
Baseline contract value	£37,816.27

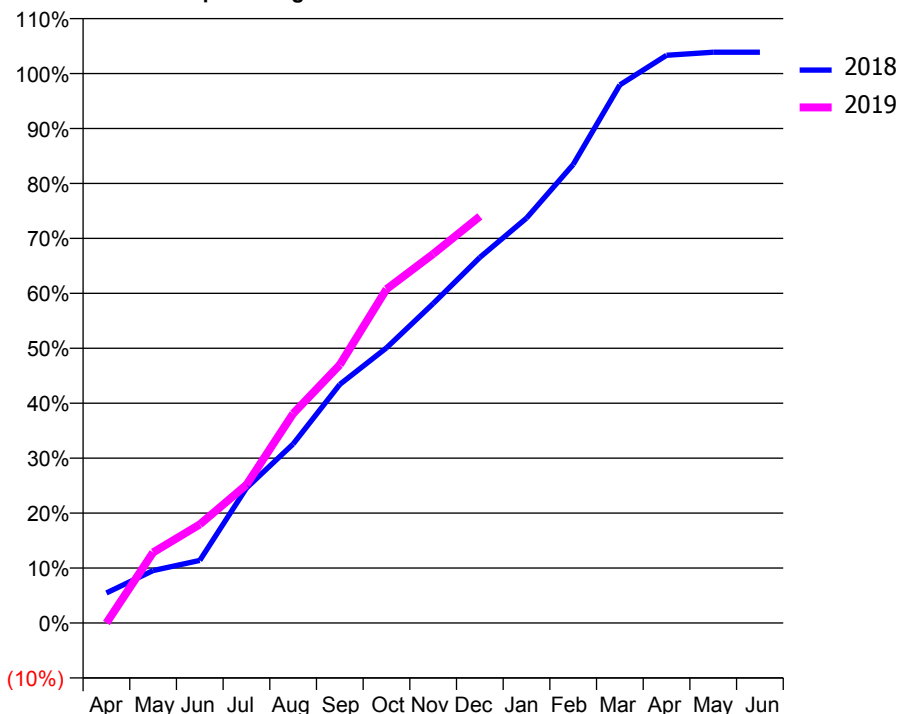
ACCESS*

Patients seen in 24 months	Total	Change since previous quarter
Quarter ending December 2017	453	
Quarter ending March 2018	481	↑
Quarter ending June 2018	473	↓
Quarter ending September 2018	508	↑
Quarter ending December 2018	504	→
Variance since December 2017	11.3%	↑



ACTIVITY

Cumulative percentage of contracted UDA delivered 2018 & 2019



Month	Adjusted Scheduled Activity (UDA)	
	2018	2019
April	70	0
May	121	163
June	145	228
July	312	319
August	414	484
September	552	597
October	636	771
November	738	853
December	845	940
January	936	
February	1,060	
March	1,244	
April	1,312	
May	1,319	
June	1,319	

QUALITY

	Quantity	Base Number	Contract	AT	Region	England
% of FP17s for the same patient ID Re-attending within 3 months - Children	13	180	7.2%	11.3%	11.3%	11.8%
% of FP17s for the same patient ID Re-attending within 3 months - Adults	70	364	19.2%	16.1%	15.3%	15.6%
% of FP17s for the same patient ID Re-attending between 3 & 9 months - Children	102	180	56.7%	55.6%	61.1%	58.8%
% of FP17s for the same patient ID Re-attending between 3 & 9 months - Adults	139	364	38.2%	48.8%	52.4%	51.0%
% of FP17s for Band 1 Urgent Courses	101	502	20.1%	10.0%	9.5%	9.0%
% of FP17s Relating to Free Repair or Replacements	0	502	0.0%	0.5%	0.7%	0.8%
% of FP17s Relating to Continuations	0	502	0.0%	0.7%	0.8%	0.9%
% of Patients satisfied with the dentistry they have received	4	4	N/A	92.6%	93.1%	93.2%
% of Patients satisfied with the time they had to wait for an appointment	4	4	N/A	87.4%	87.8%	88.3%

* This is based on patients treated on this contract for their most recent course of treatment. Figures in italics indicate the base number of FP17s or Patient Questionnaire responses are less than 100. N/A is shown where the base number of responses is less than 10 during the period. % is calculated as Quantity/Base number*100

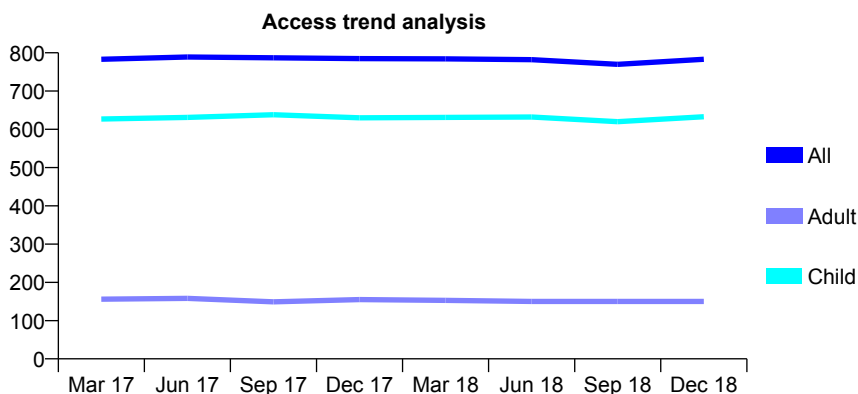
Q67 - Vital Signs At a Glance Contract Report for 768189/0001 - December 2018

Name or company name	MR CA DU PLESSIS
Contract type name	GDS Contract
Purpose of contract	General
Contract start date	01/04/2006
Contract end date	

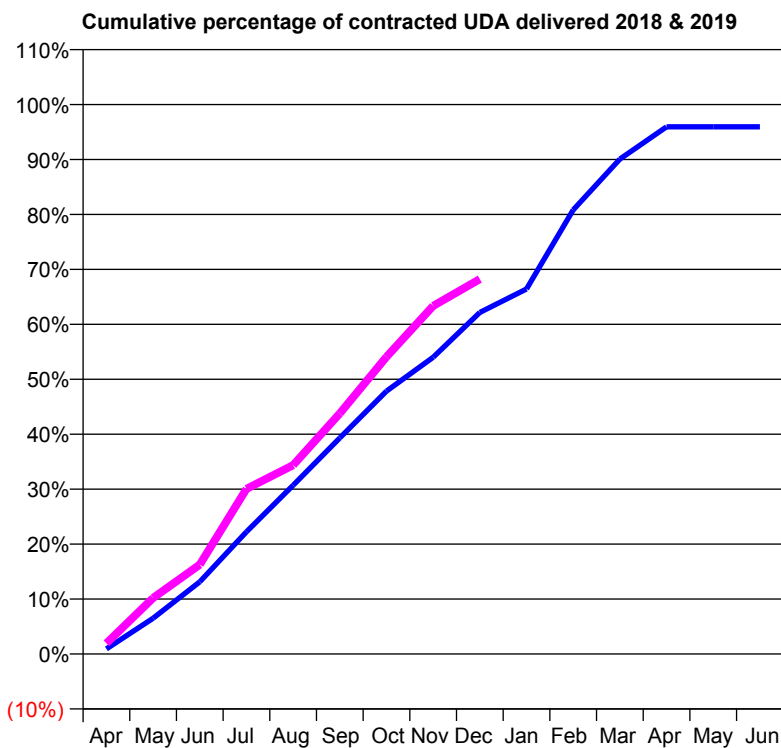
18/19 Contracted general activity (UDA)	2,000
Carry forward general activity (UDA)	0
18/19 Contracted orthodontic activity (UOA)	0
Carry forward orthodontic activity (UOA)	0
Baseline contract value	£50,281.44

ACCESS*

Patients seen in 24 months	Total	Change since previous quarter
Quarter ending December 2017	785	
Quarter ending March 2018	784	→
Quarter ending June 2018	782	→
Quarter ending September 2018	770	↓
Quarter ending December 2018	783	→
Variance since December 2017	(0.3%)	→



ACTIVITY



Month	Adjusted Scheduled Activity (UDA)	
	2018	2019
April	19	39
May	134	204
June	270	326
July	456	601
August	629	687
September	806	876
October	981	1,082
November	1,107	1,267
December	1,274	1,364
January	1,362	
February	1,657	
March	1,846	
April	1,967	
May	1,967	
June	1,967	

QUALITY

	Quantity	Base Number	Contract	AT	Region	England
% of FP17s for the same patient ID Re-attending within 3 months - Children	80	874	9.2%	11.3%	11.3%	11.8%
% of FP17s for the same patient ID Re-attending within 3 months - Adults	17	89	19.1%	16.1%	15.3%	15.6%
% of FP17s for the same patient ID Re-attending between 3 & 9 months - Children	633	874	72.4%	55.6%	61.1%	58.8%
% of FP17s for the same patient ID Re-attending between 3 & 9 months - Adults	60	89	67.4%	48.8%	52.4%	51.0%
% of FP17s for Band 1 Urgent Courses	22	904	2.4%	10.0%	9.5%	9.0%
% of FP17s Relating to Free Repair or Replacements	0	904	0.0%	0.5%	0.7%	0.8%
% of FP17s Relating to Continuations	0	904	0.0%	0.7%	0.8%	0.9%
% of Patients satisfied with the dentistry they have received	0	0	N/A	92.6%	93.1%	93.2%
% of Patients satisfied with the time they had to wait for an appointment	0	0	N/A	87.4%	87.8%	88.3%

* This is based on patients treated on this contract for their most recent course of treatment. Figures in italics indicate the base number of FP17s or Patient Questionnaire responses are less than 100. N/A is shown where the base number of responses is less than 10 during the period. % is calculated as Quantity/Base number*100

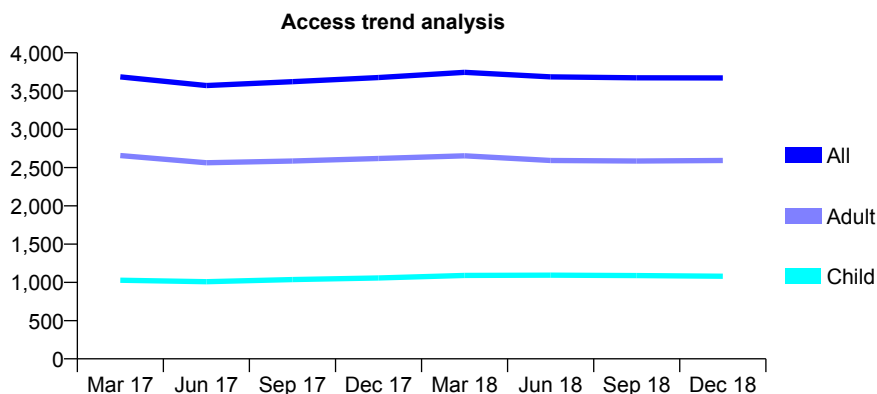
Q67 - Vital Signs At a Glance Contract Report for 769142/0002 - December 2018

Name or company name	MR JK BABAYEMI
Contract type name	GDS Contract
Purpose of contract	General
Contract start date	01/03/2008
Contract end date	

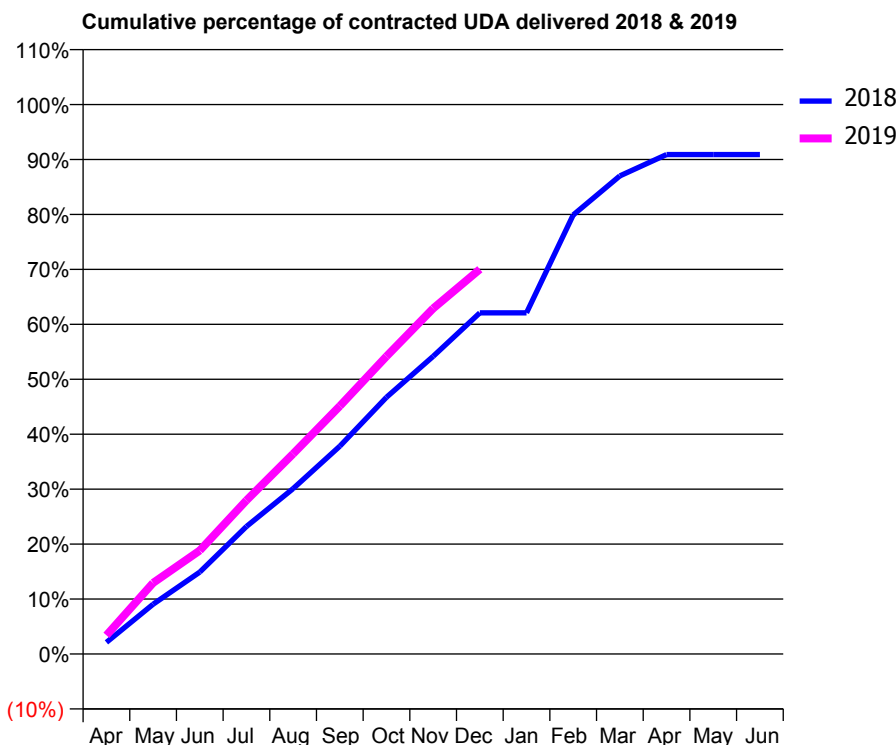
18/19 Contracted general activity (UDA)	10,638
Carry forward general activity (UDA)	0
18/19 Contracted orthodontic activity (UOA)	0
Carry forward orthodontic activity (UOA)	0
Baseline contract value	£307,812.75

ACCESS*

Patients seen in 24 months	Total	Change since previous quarter
Quarter ending December 2017	3,676	
Quarter ending March 2018	3,745	→
Quarter ending June 2018	3,686	↓
Quarter ending September 2018	3,674	→
Quarter ending December 2018	3,672	→
Variance since December 2017	(0.1%)	→



ACTIVITY



Month	Adjusted Scheduled Activity (UDA)	
	2018	2019
April	225	363
May	963	1,378
June	1,587	2,005
July	2,469	2,976
August	3,203	3,877
September	4,023	4,801
October	4,970	5,763
November	5,764	6,689
December	6,604	7,449
January	6,604	
February	8,501	
March	9,255	
April	9,669	
May	9,669	
June	9,669	

QUALITY

	Quantity	Base Number	Contract	AT	Region	England
% of FP17s for the same patient ID Re-attending within 3 months - Children	30	912	3.3%	11.3%	11.3%	11.8%
% of FP17s for the same patient ID Re-attending within 3 months - Adults	178	2,008	8.9%	16.1%	15.3%	15.6%
% of FP17s for the same patient ID Re-attending between 3 & 9 months - Children	370	912	40.6%	55.6%	61.1%	58.8%
% of FP17s for the same patient ID Re-attending between 3 & 9 months - Adults	758	2,008	37.7%	48.8%	52.4%	51.0%
% of FP17s for Band 1 Urgent Courses	242	2,760	8.8%	10.0%	9.5%	9.0%
% of FP17s Relating to Free Repair or Replacements	1	2,760	0.0%	0.5%	0.7%	0.8%
% of FP17s Relating to Continuations	0	2,760	0.0%	0.7%	0.8%	0.9%
% of Patients satisfied with the dentistry they have received	3	3	N/A	92.6%	93.1%	93.2%
% of Patients satisfied with the time they had to wait for an appointment	2	3	N/A	87.4%	87.8%	88.3%

* This is based on patients treated on this contract for their most recent course of treatment. Figures in italics indicate the base number of FP17s or Patient Questionnaire responses are less than 100. N/A is shown where the base number of responses is less than 10 during the period. % is calculated as Quantity/Base number*100

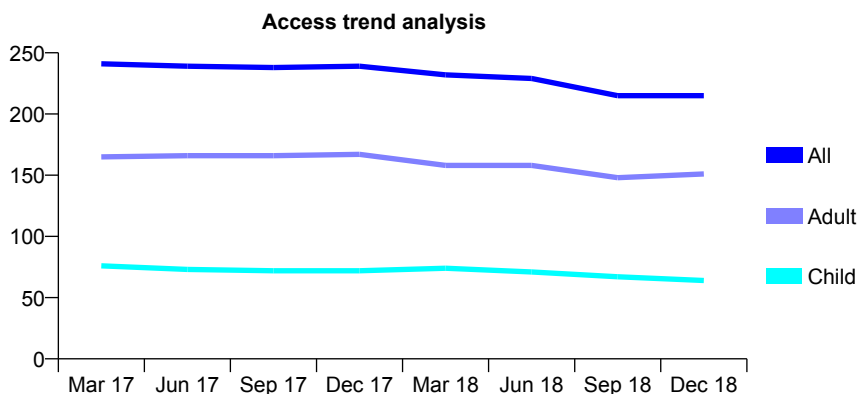
Q67 - Vital Signs At a Glance Contract Report for 773727/0001 - December 2018

Name or company name	MR PK MOO
Contract type name	GDS Contract
Purpose of contract	General
Contract start date	01/04/2006
Contract end date	

18/19 Contracted general activity (UDA)	545
Carry forward general activity (UDA)	0
18/19 Contracted orthodontic activity (UOA)	0
Carry forward orthodontic activity (UOA)	0
Baseline contract value	£12,763.32

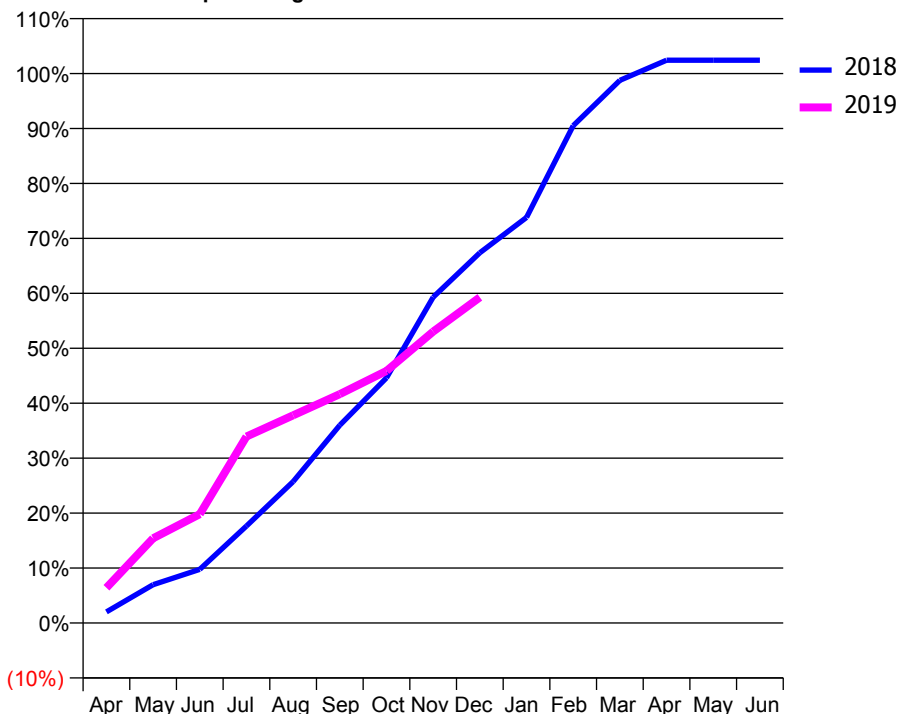
ACCESS*

Patients seen in 24 months	Total	Change since previous quarter
Quarter ending December 2017	239	
Quarter ending March 2018	232	↓
Quarter ending June 2018	229	↓
Quarter ending September 2018	215	↓
Quarter ending December 2018	215	→
Variance since December 2017	(10.0%)	↓



ACTIVITY

Cumulative percentage of contracted UDA delivered 2018 & 2019



Month	Adjusted Scheduled Activity (UDA)	
	2018	2019
April	11	35
May	38	84
June	53	108
July	96	185
August	140	206
September	196	227
October	243	250
November	323	289
December	367	323
January	402	
February	493	
March	538	
April	558	
May	558	
June	558	

QUALITY

	Quantity	Base Number	Contract	AT	Region	England
% of FP17s for the same patient ID Re-attending within 3 months - Children	8	93	8.6%	11.3%	11.3%	11.8%
% of FP17s for the same patient ID Re-attending within 3 months - Adults	3	66	4.5%	16.1%	15.3%	15.6%
% of FP17s for the same patient ID Re-attending between 3 & 9 months - Children	67	93	72.0%	55.6%	61.1%	58.8%
% of FP17s for the same patient ID Re-attending between 3 & 9 months - Adults	19	66	28.8%	48.8%	52.4%	51.0%
% of FP17s for Band 1 Urgent Courses	0	151	0.0%	10.0%	9.5%	9.0%
% of FP17s Relating to Free Repair or Replacements	0	151	0.0%	0.5%	0.7%	0.8%
% of FP17s Relating to Continuations	0	151	0.0%	0.7%	0.8%	0.9%
% of Patients satisfied with the dentistry they have received	2	2	N/A	92.6%	93.1%	93.2%
% of Patients satisfied with the time they had to wait for an appointment	2	2	N/A	87.4%	87.8%	88.3%

* This is based on patients treated on this contract for their most recent course of treatment. Figures in italics indicate the base number of FP17s or Patient Questionnaire responses are less than 100. N/A is shown where the base number of responses is less than 10 during the period. % is calculated as Quantity/Base number*100

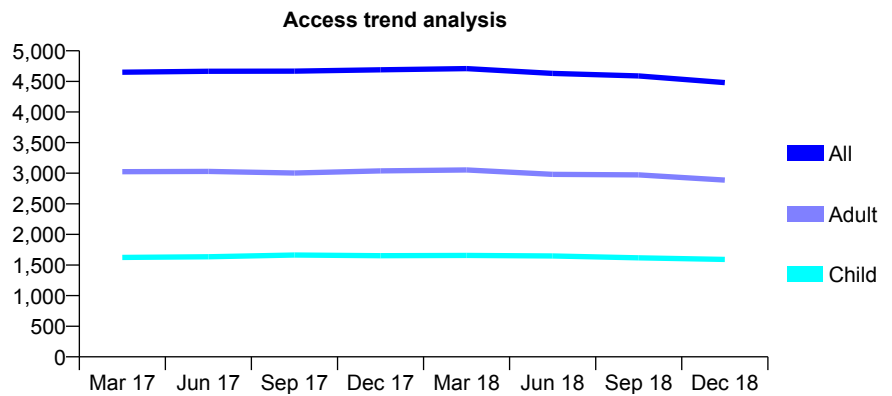
Q67 - Vital Signs At a Glance Contract Report for 776009/0002 - December 2018

Name or company name	MISS R RAY
Contract type name	GDS Contract
Purpose of contract	General
Contract start date	01/04/2009
Contract end date	

18/19 Contracted general activity (UDA)	10,262
Carry forward general activity (UDA)	0
18/19 Contracted orthodontic activity (UOA)	0
Carry forward orthodontic activity (UOA)	0
Baseline contract value	£276,656.35

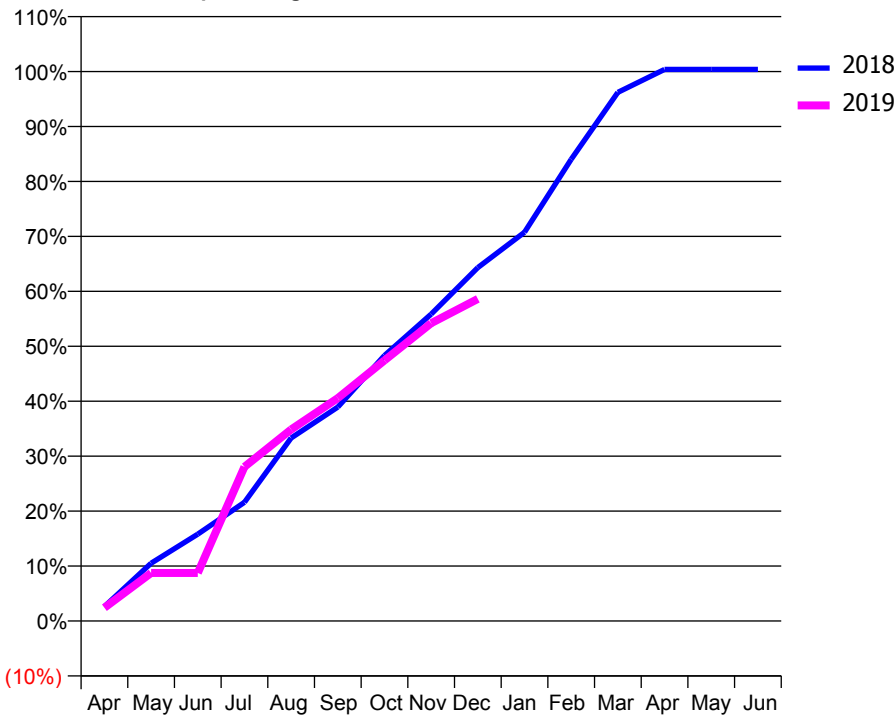
ACCESS*

Patients seen in 24 months	Total	Change since previous quarter
Quarter ending December 2017	4,690	
Quarter ending March 2018	4,709	→
Quarter ending June 2018	4,631	↓
Quarter ending September 2018	4,590	→
Quarter ending December 2018	4,480	↓
Variance since December 2017	(4.5%)	↓



ACTIVITY

Cumulative percentage of contracted UDA delivered 2018 & 2019



Month	Adjusted Scheduled Activity (UDA)	
	2018	2019
April	270	248
May	1,079	897
June	1,623	897
July	2,217	2,879
August	3,417	3,577
September	3,996	4,162
October	4,959	4,868
November	5,732	5,563
December	6,601	6,016
January	7,261	
February	8,624	
March	9,873	
April	10,301	
May	10,301	
June	10,301	

QUALITY

	Quantity	Base Number	Contract	AT	Region	England
% of FP17s for the same patient ID Re-attending within 3 months - Children	71	1,191	6.0%	11.3%	11.3%	11.8%
% of FP17s for the same patient ID Re-attending within 3 months - Adults	383	2,131	18.0%	16.1%	15.3%	15.6%
% of FP17s for the same patient ID Re-attending between 3 & 9 months - Children	385	1,191	32.3%	55.6%	61.1%	58.8%
% of FP17s for the same patient ID Re-attending between 3 & 9 months - Adults	625	2,131	29.3%	48.8%	52.4%	51.0%
% of FP17s for Band 1 Urgent Courses	306	2,536	12.1%	10.0%	9.5%	9.0%
% of FP17s Relating to Free Repair or Replacements	25	2,536	1.0%	0.5%	0.7%	0.8%
% of FP17s Relating to Continuations	30	2,536	1.2%	0.7%	0.8%	0.9%
% of Patients satisfied with the dentistry they have received	1	1	N/A	92.6%	93.1%	93.2%
% of Patients satisfied with the time they had to wait for an appointment	1	1	N/A	87.4%	87.8%	88.3%

* This is based on patients treated on this contract for their most recent course of treatment. Figures in italics indicate the base number of FP17s or Patient Questionnaire responses are less than 100. N/A is shown where the base number of responses is less than 10 during the period. % is calculated as Quantity/Base number*100

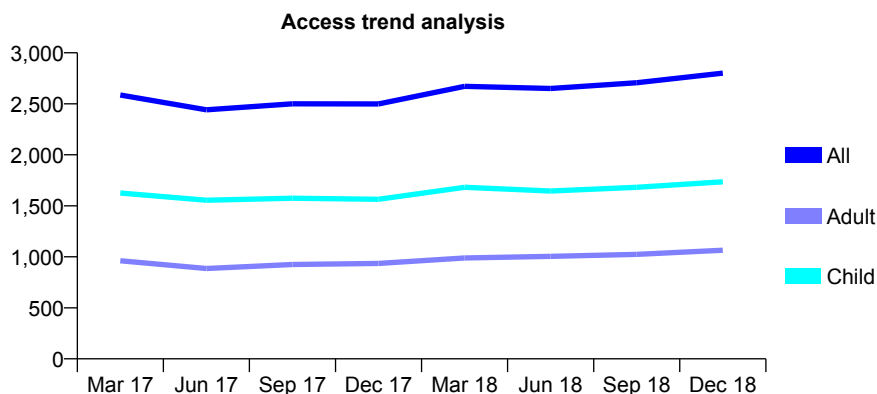
Q67 - Vital Signs At a Glance Contract Report for 781282/0001 - December 2018

Name or company name	MR H WALIA
Contract type name	GDS Contract
Purpose of contract	General
Contract start date	01/04/2006
Contract end date	

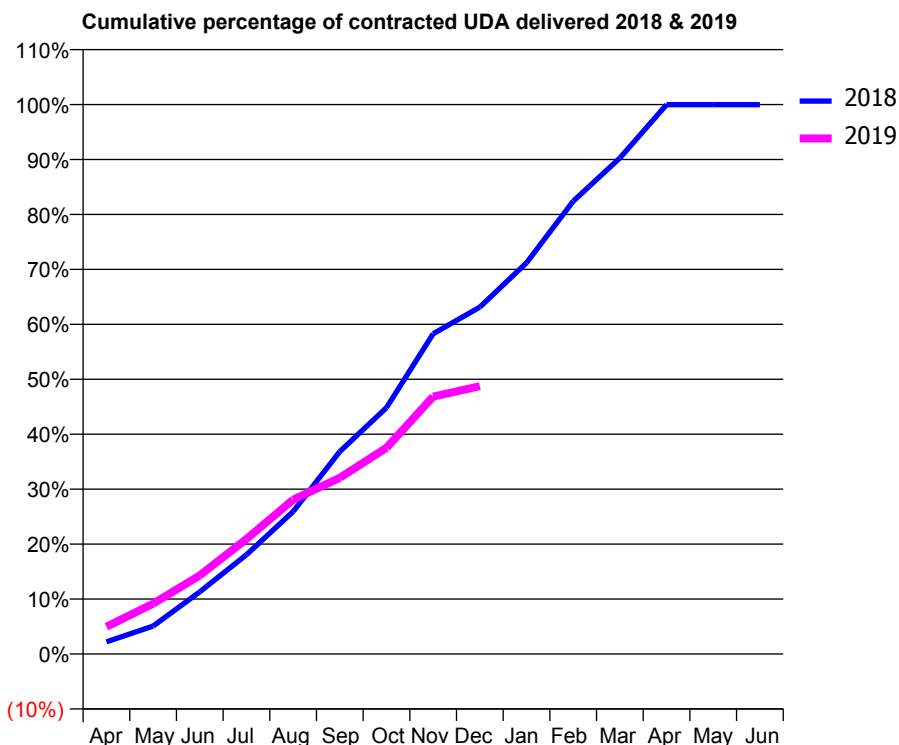
18/19 Contracted general activity (UDA)	6,898
Carry forward general activity (UDA)	1
18/19 Contracted orthodontic activity (UOA)	0
Carry forward orthodontic activity (UOA)	0
Baseline contract value	£194,746.55

ACCESS*

Patients seen in 24 months	Total	Change since previous quarter
Quarter ending December 2017	2,499	
Quarter ending March 2018	2,671	↑
Quarter ending June 2018	2,650	→
Quarter ending September 2018	2,706	↑
Quarter ending December 2018	2,800	↑
Variance since December 2017	12.0%	↑



ACTIVITY



Adjusted Scheduled Activity (UDA)		
Month	2018	2019
April	154	342
May	351	631
June	781	987
July	1,246	1,444
August	1,788	1,938
September	2,542	2,212
October	3,092	2,589
November	4,019	3,232
December	4,355	3,362
January	4,910	
February	5,684	
March	6,226	
April	6,897	
May	6,897	
June	6,897	

QUALITY

	Quantity	Base Number	Contract	AT	Region	England
% of FP17s for the same patient ID Re-attending within 3 months - Children	157	1,805	8.7%	11.3%	11.3%	11.8%
% of FP17s for the same patient ID Re-attending within 3 months - Adults	212	970	21.9%	16.1%	15.3%	15.6%
% of FP17s for the same patient ID Re-attending between 3 & 9 months - Children	857	1,805	47.5%	55.6%	61.1%	58.8%
% of FP17s for the same patient ID Re-attending between 3 & 9 months - Adults	311	970	32.1%	48.8%	52.4%	51.0%
% of FP17s for Band 1 Urgent Courses	171	1,838	9.3%	10.0%	9.5%	9.0%
% of FP17s Relating to Free Repair or Replacements	5	1,838	0.3%	0.5%	0.7%	0.8%
% of FP17s Relating to Continuations	14	1,838	0.8%	0.7%	0.8%	0.9%
% of Patients satisfied with the dentistry they have received	0	0	N/A	92.6%	93.1%	93.2%
% of Patients satisfied with the time they had to wait for an appointment	0	0	N/A	87.4%	87.8%	88.3%

* This is based on patients treated on this contract for their most recent course of treatment. Figures in italics indicate the base number of FP17s or Patient Questionnaire responses are less than 100. N/A is shown where the base number of responses is less than 10 during the period. % is calculated as Quantity/Base number*100

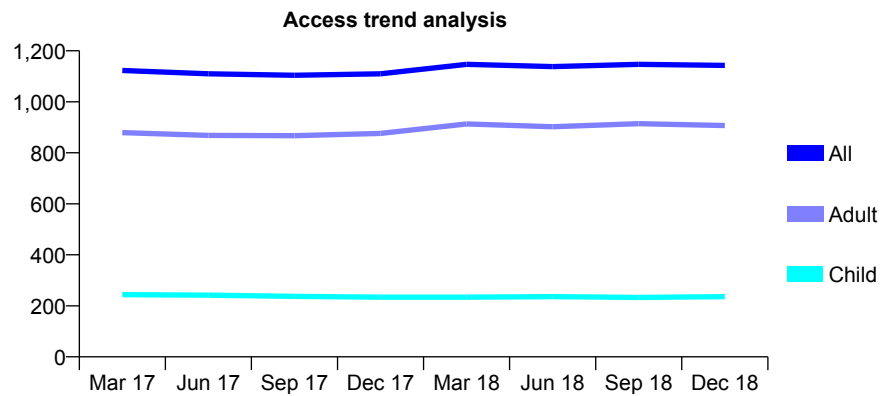
Q67 - Vital Signs At a Glance Contract Report for 784184/0001 - December 2018

Name or company name	MR MW RICHTER
Contract type name	GDS Contract
Purpose of contract	General
Contract start date	01/03/2012
Contract end date	

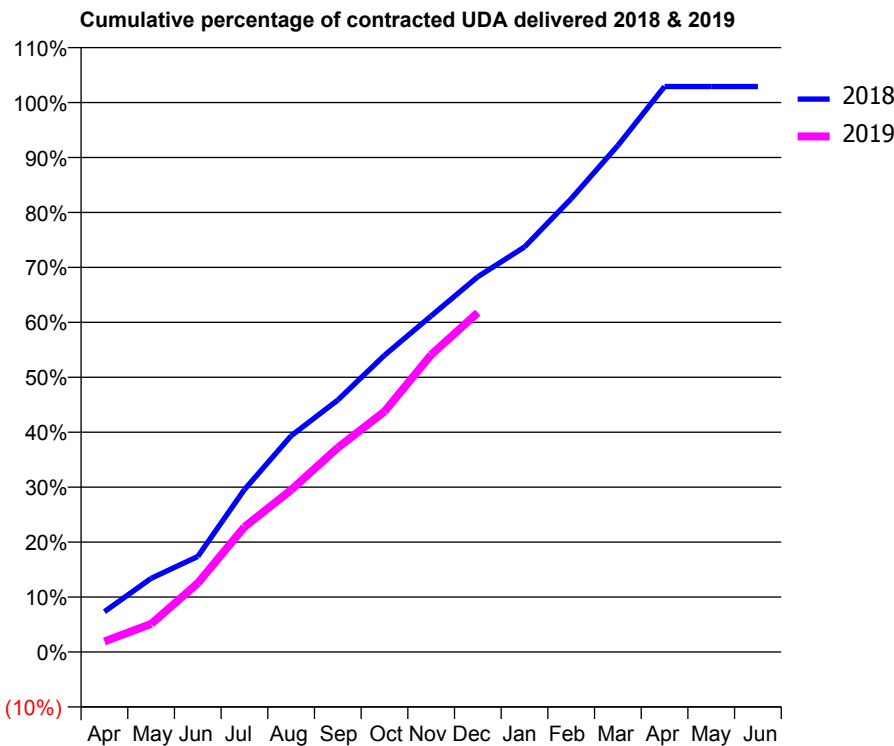
18/19 Contracted general activity (UDA)	3,837
Carry forward general activity (UDA)	0
18/19 Contracted orthodontic activity (UOA)	0
Carry forward orthodontic activity (UOA)	0
Baseline contract value	£120,501.26

ACCESS*

Patients seen in 24 months	Total	Change since previous quarter
Quarter ending December 2017	1,110	
Quarter ending March 2018	1,147	↑
Quarter ending June 2018	1,138	→
Quarter ending September 2018	1,147	→
Quarter ending December 2018	1,143	→
Variance since December 2017	3.0%	↑



ACTIVITY



Month	Adjusted Scheduled Activity (UDA)	
	2018	2019
April	281	74
May	514	196
June	667	481
July	1,134	874
August	1,509	1,132
September	1,759	1,427
October	2,073	1,680
November	2,347	2,076
December	2,621	2,370
January	2,829	
February	3,165	
March	3,537	
April	3,948	
May	3,948	
June	3,948	

QUALITY

	Quantity	Base Number	Contract	AT	Region	England
% of FP17s for the same patient ID Re-attending within 3 months - Children	10	268	3.7%	11.3%	11.3%	11.8%
% of FP17s for the same patient ID Re-attending within 3 months - Adults	112	715	15.7%	16.1%	15.3%	15.6%
% of FP17s for the same patient ID Re-attending between 3 & 9 months - Children	170	268	63.4%	55.6%	61.1%	58.8%
% of FP17s for the same patient ID Re-attending between 3 & 9 months - Adults	295	715	41.3%	48.8%	52.4%	51.0%
% of FP17s for Band 1 Urgent Courses	61	877	7.0%	10.0%	9.5%	9.0%
% of FP17s Relating to Free Repair or Replacements	0	877	0.0%	0.5%	0.7%	0.8%
% of FP17s Relating to Continuations	34	877	3.9%	0.7%	0.8%	0.9%
% of Patients satisfied with the dentistry they have received	2	2	N/A	92.6%	93.1%	93.2%
% of Patients satisfied with the time they had to wait for an appointment	2	2	N/A	87.4%	87.8%	88.3%

* This is based on patients treated on this contract for their most recent course of treatment. Figures in italics indicate the base number of FP17s or Patient Questionnaire responses are less than 100. N/A is shown where the base number of responses is less than 10 during the period. % is calculated as Quantity/Base number*100

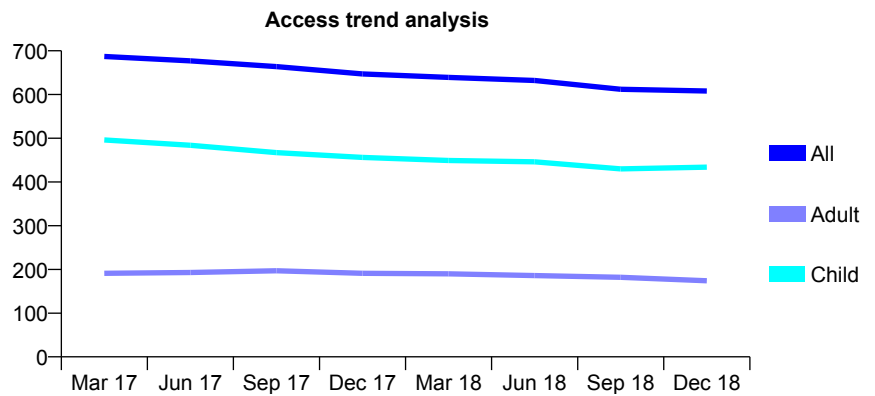
Q67 - Vital Signs At a Glance Contract Report for 810177/0001 - December 2018

Name or company name	MR CJ BAKER
Contract type name	GDS Contract
Purpose of contract	General
Contract start date	01/04/2006
Contract end date	

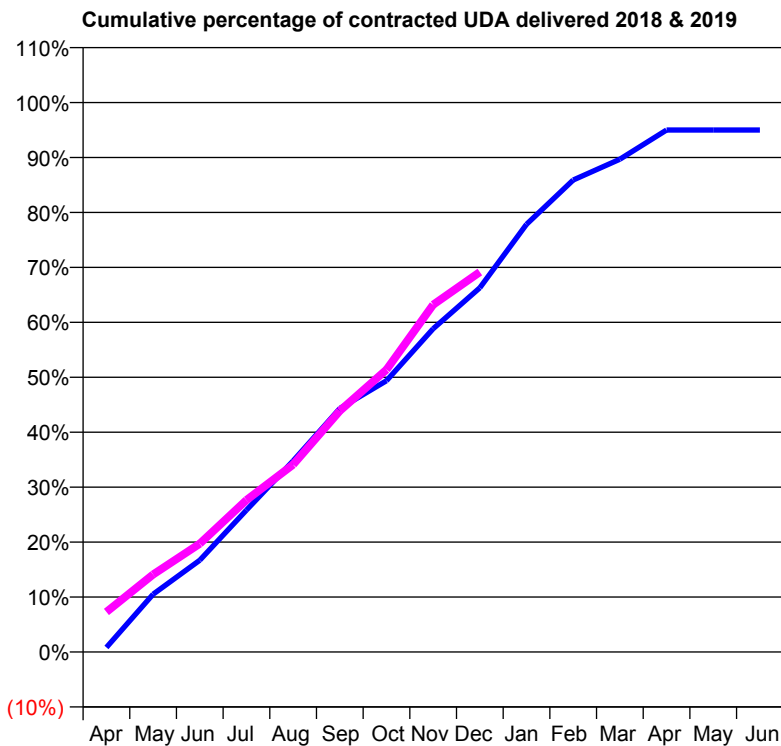
18/19 Contracted general activity (UDA)	1,197
Carry forward general activity (UDA)	0
18/19 Contracted orthodontic activity (UOA)	0
Carry forward orthodontic activity (UOA)	0
Baseline contract value	£27,359.45

ACCESS*

Patients seen in 24 months	Total	Change since previous quarter
Quarter ending December 2017	647	
Quarter ending March 2018	639	↓
Quarter ending June 2018	632	↓
Quarter ending September 2018	612	↓
Quarter ending December 2018	608	→
Variance since December 2017	(6.0%)	↓



ACTIVITY



Month	Adjusted Scheduled Activity (UDA)	
	2018	2019
April	10	87
May	133	169
June	211	236
July	325	331
August	438	408
September	558	525
October	622	615
November	741	757
December	835	828
January	981	
February	1,082	
March	1,130	
April	1,197	
May	1,197	
June	1,197	

QUALITY

	Quantity	Base Number	Contract	AT	Region	England
% of FP17s for the same patient ID Re-attending within 3 months - Children	19	498	3.8%	11.3%	11.3%	11.8%
% of FP17s for the same patient ID Re-attending within 3 months - Adults	11	101	10.9%	16.1%	15.3%	15.6%
% of FP17s for the same patient ID Re-attending between 3 & 9 months - Children	303	498	60.8%	55.6%	61.1%	58.8%
% of FP17s for the same patient ID Re-attending between 3 & 9 months - Adults	58	101	57.4%	48.8%	52.4%	51.0%
% of FP17s for Band 1 Urgent Courses	23	570	4.0%	10.0%	9.5%	9.0%
% of FP17s Relating to Free Repair or Replacements	0	570	0.0%	0.5%	0.7%	0.8%
% of FP17s Relating to Continuations	0	570	0.0%	0.7%	0.8%	0.9%
% of Patients satisfied with the dentistry they have received	0	0	N/A	92.6%	93.1%	93.2%
% of Patients satisfied with the time they had to wait for an appointment	0	0	N/A	87.4%	87.8%	88.3%

* This is based on patients treated on this contract for their most recent course of treatment. Figures in italics indicate the base number of FP17s or Patient Questionnaire responses are less than 100. N/A is shown where the base number of responses is less than 10 during the period. % is calculated as Quantity/Base number*100

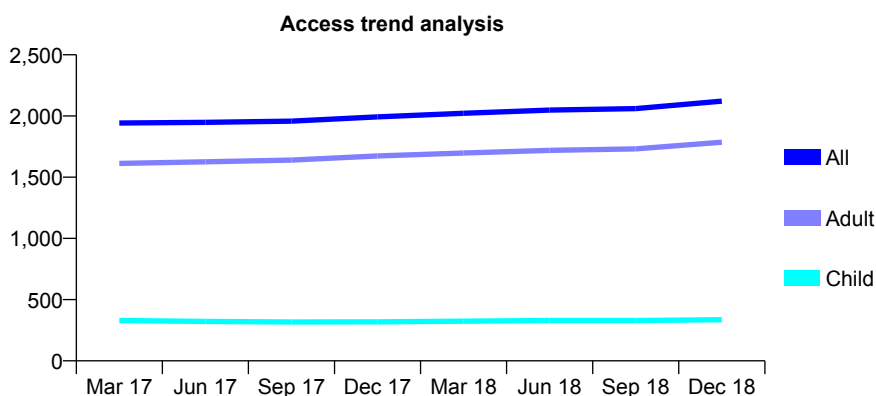
Q67 - Vital Signs At a Glance Contract Report for 817600/0001 - December 2018

Name or company name	Browne, Laurens & Myint Dental Partnershi
Contract type name	GDS Contract
Purpose of contract	General
Contract start date	01/04/2006
Contract end date	

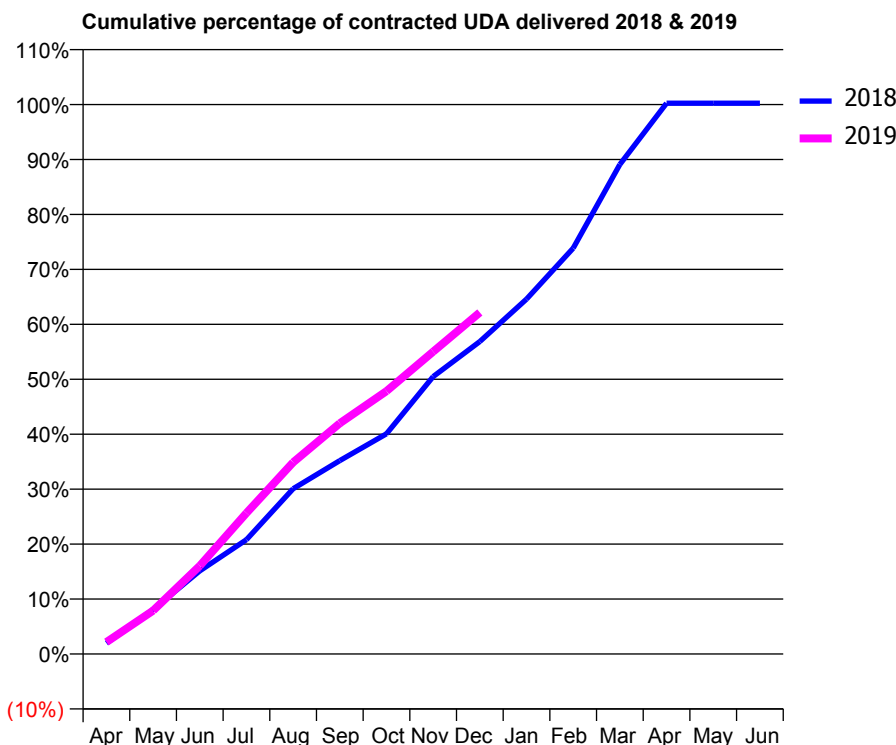
18/19 Contracted general activity (UDA)	8,025
Carry forward general activity (UDA)	0
18/19 Contracted orthodontic activity (UOA)	0
Carry forward orthodontic activity (UOA)	0
Baseline contract value	£214,098.99

ACCESS*

Patients seen in 24 months	Total	Change since previous quarter
Quarter ending December 2017	1,993	
Quarter ending March 2018	2,022	→
Quarter ending June 2018	2,049	→
Quarter ending September 2018	2,060	→
Quarter ending December 2018	2,122	↑
Variance since December 2017	6.5%	↑



ACTIVITY



Adjusted Scheduled Activity (UDA)		
Month	2018	2019
April	145	173
May	589	633
June	1,101	1,288
July	1,514	2,059
August	2,188	2,799
September	2,561	3,370
October	2,916	3,839
November	3,674	4,415
December	4,137	4,988
January	4,699	
February	5,372	
March	6,482	
April	7,291	
May	7,291	
June	7,291	

QUALITY

	Quantity	Base Number	Contract	AT	Region	England
% of FP17s for the same patient ID Re-attending within 3 months - Children	9	378	2.4%	11.3%	11.3%	11.8%
% of FP17s for the same patient ID Re-attending within 3 months - Adults	119	2,068	5.8%	16.1%	15.3%	15.6%
% of FP17s for the same patient ID Re-attending between 3 & 9 months - Children	260	378	68.8%	55.6%	61.1%	58.8%
% of FP17s for the same patient ID Re-attending between 3 & 9 months - Adults	1,591	2,068	76.9%	48.8%	52.4%	51.0%
% of FP17s for Band 1 Urgent Courses	58	2,288	2.5%	10.0%	9.5%	9.0%
% of FP17s Relating to Free Repair or Replacements	6	2,288	0.3%	0.5%	0.7%	0.8%
% of FP17s Relating to Continuations	0	2,288	0.0%	0.7%	0.8%	0.9%
% of Patients satisfied with the dentistry they have received	1	1	N/A	92.6%	93.1%	93.2%
% of Patients satisfied with the time they had to wait for an appointment	1	1	N/A	87.4%	87.8%	88.3%

* This is based on patients treated on this contract for their most recent course of treatment. Figures in italics indicate the base number of FP17s or Patient Questionnaire responses are less than 100. N/A is shown where the base number of responses is less than 10 during the period. % is calculated as Quantity/Base number*100

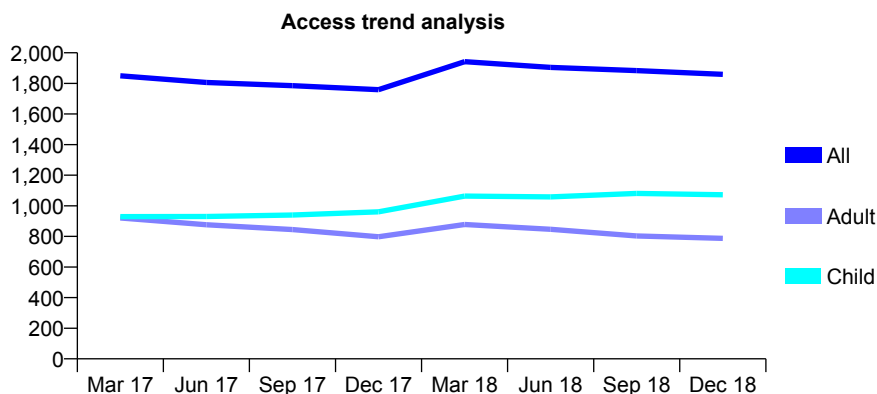
Q67 - Vital Signs At a Glance Contract Report for 819565/0001 - December 2018

Name or company name	MR MN SOUTHON
Contract type name	GDS Contract
Purpose of contract	General and Orthodontic
Contract start date	06/09/2012
Contract end date	

18/19 Contracted general activity (UDA)	4,674
Carry forward general activity (UDA)	0
18/19 Contracted orthodontic activity (UOA)	0
Carry forward orthodontic activity (UOA)	0
Baseline contract value	£115,869.47

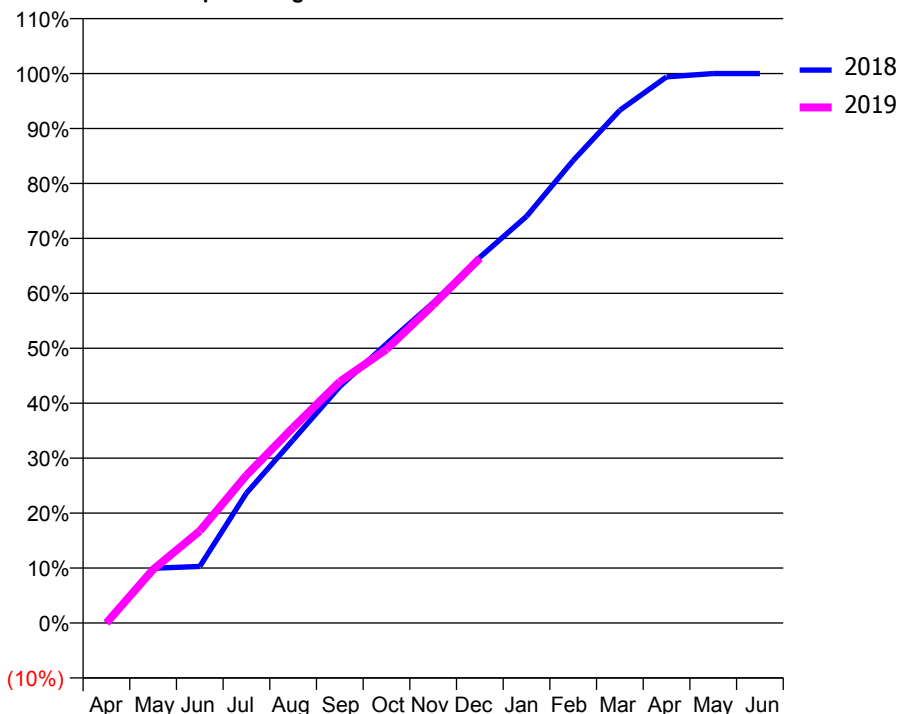
ACCESS*

Patients seen in 24 months	Total	Change since previous quarter
Quarter ending December 2017	1,759	
Quarter ending March 2018	1,942	↑
Quarter ending June 2018	1,905	↓
Quarter ending September 2018	1,884	↓
Quarter ending December 2018	1,859	↓
Variance since December 2017	5.7%	↑



ACTIVITY

Cumulative percentage of contracted UDA delivered 2018 & 2019



Month	Adjusted Scheduled Activity (UDA)	
	2018	2019
April	0	0
May	457	455
June	473	784
July	1,083	1,258
August	1,527	1,663
September	1,972	2,054
October	2,328	2,328
November	2,670	2,706
December	3,050	3,102
January	3,391	
February	3,858	
March	4,277	
April	4,555	
May	4,583	
June	4,583	

QUALITY

	Quantity	Base Number	Contract	AT	Region	England
% of FP17s for the same patient ID Re-attending within 3 months - Children	68	1,090	6.2%	11.3%	11.3%	11.8%
% of FP17s for the same patient ID Re-attending within 3 months - Adults	85	677	12.6%	16.1%	15.3%	15.6%
% of FP17s for the same patient ID Re-attending between 3 & 9 months - Children	591	1,090	54.2%	55.6%	61.1%	58.8%
% of FP17s for the same patient ID Re-attending between 3 & 9 months - Adults	367	677	54.2%	48.8%	52.4%	51.0%
% of FP17s for Band 1 Urgent Courses	63	1,626	3.9%	10.0%	9.5%	9.0%
% of FP17s Relating to Free Repair or Replacements	0	1,626	0.0%	0.5%	0.7%	0.8%
% of FP17s Relating to Continuations	36	1,626	2.2%	0.7%	0.8%	0.9%
% of Patients satisfied with the dentistry they have received	0	0	N/A	92.6%	93.1%	93.2%
% of Patients satisfied with the time they had to wait for an appointment	0	0	N/A	87.4%	87.8%	88.3%

* This is based on patients treated on this contract for their most recent course of treatment. Figures in italics indicate the base number of FP17s or Patient Questionnaire responses are less than 100. N/A is shown where the base number of responses is less than 10 during the period. % is calculated as Quantity/Base number*100

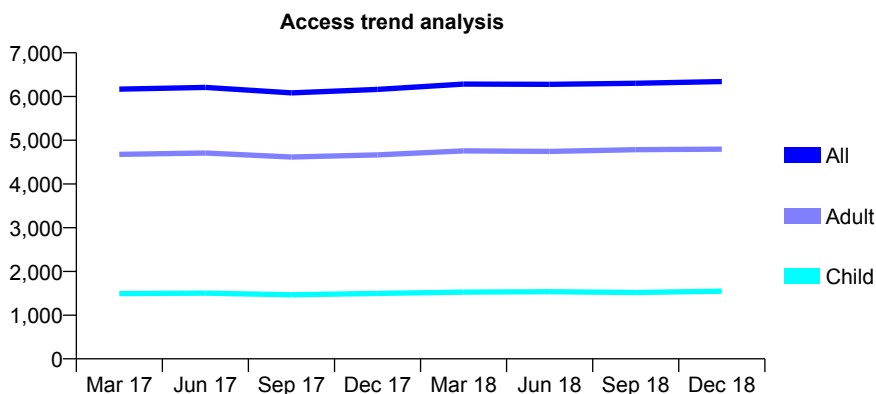
Q67 - Vital Signs At a Glance Contract Report for 820008/0001 - December 2018

Name or company name	MR PW MAUTHE
Contract type name	GDS Contract
Purpose of contract	General
Contract start date	01/04/2006
Contract end date	

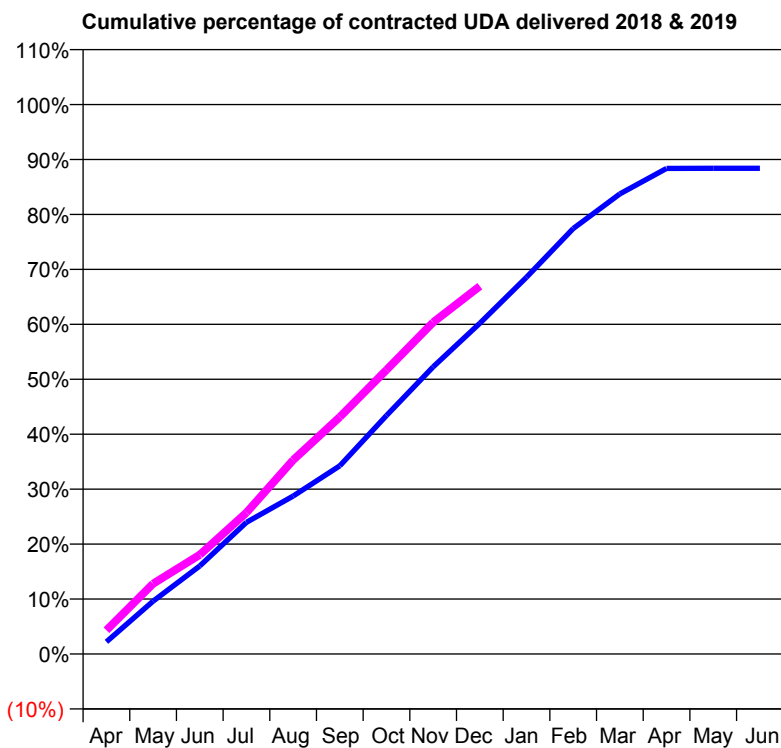
18/19 Contracted general activity (UDA)	17,666
Carry forward general activity (UDA)	0
18/19 Contracted orthodontic activity (UOA)	0
Carry forward orthodontic activity (UOA)	0
Baseline contract value	£444,204.11

ACCESS*

Patients seen in 24 months	Total	Change since previous quarter
Quarter ending December 2017	6,163	
Quarter ending March 2018	6,284	→
Quarter ending June 2018	6,279	→
Quarter ending September 2018	6,302	→
Quarter ending December 2018	6,343	→
Variance since December 2017	2.9%	↑



ACTIVITY



Month	Adjusted Scheduled Activity (UDA)	
	2018	2019
April	393	765
May	1,698	2,263
June	2,830	3,190
July	4,234	4,545
August	5,079	6,235
September	6,049	7,622
October	7,668	9,135
November	9,231	10,665
December	10,633	11,828
January	12,114	
February	13,676	
March	14,791	
April	15,613	
May	15,616	
June	15,616	

QUALITY

	Quantity	Base Number	Contract	AT	Region	England
% of FP17s for the same patient ID Re-attending within 3 months - Children	90	1,556	5.8%	11.3%	11.3%	11.8%
% of FP17s for the same patient ID Re-attending within 3 months - Adults	790	4,702	16.8%	16.1%	15.3%	15.6%
% of FP17s for the same patient ID Re-attending between 3 & 9 months - Children	780	1,556	50.1%	55.6%	61.1%	58.8%
% of FP17s for the same patient ID Re-attending between 3 & 9 months - Adults	2,052	4,702	43.6%	48.8%	52.4%	51.0%
% of FP17s for Band 1 Urgent Courses	663	5,638	11.8%	10.0%	9.5%	9.0%
% of FP17s Relating to Free Repair or Replacements	39	5,638	0.7%	0.5%	0.7%	0.8%
% of FP17s Relating to Continuations	69	5,638	1.2%	0.7%	0.8%	0.9%
% of Patients satisfied with the dentistry they have received	5	5	N/A	92.6%	93.1%	93.2%
% of Patients satisfied with the time they had to wait for an appointment	5	5	N/A	87.4%	87.8%	88.3%

* This is based on patients treated on this contract for their most recent course of treatment. Figures in italics indicate the base number of FP17s or Patient Questionnaire responses are less than 100. N/A is shown where the base number of responses is less than 10 during the period. % is calculated as Quantity/Base number*100

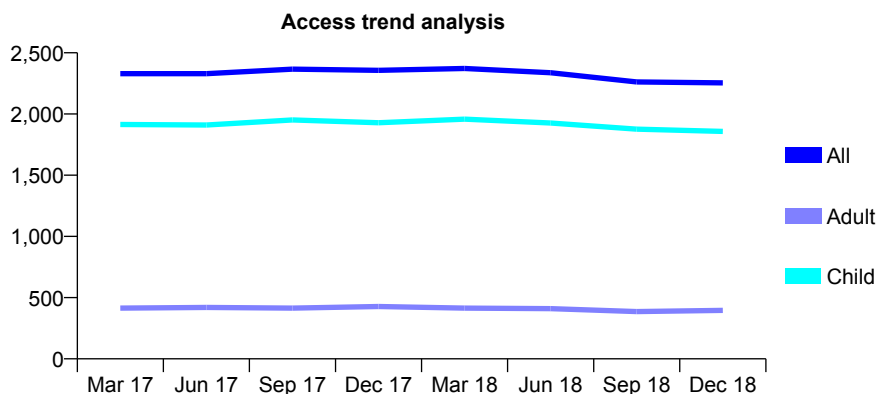
Q67 - Vital Signs At a Glance Contract Report for 822671/0001 - December 2018

Name or company name	The Stradbrook Dental Centre
Contract type name	GDS Contract
Purpose of contract	General
Contract start date	01/04/2006
Contract end date	

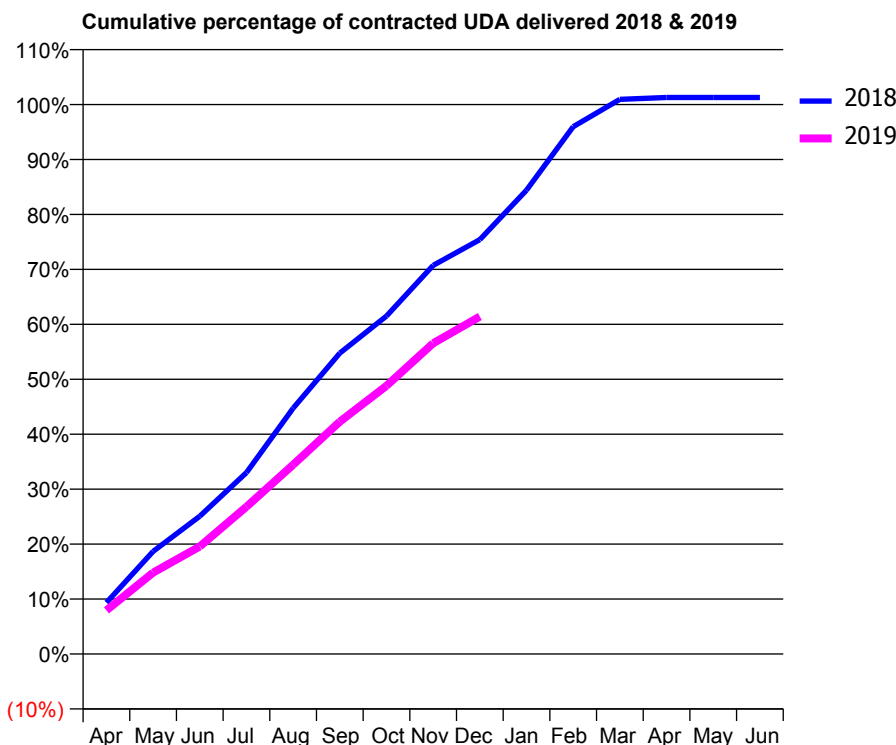
18/19 Contracted general activity (UDA)	4,900
Carry forward general activity (UDA)	0
18/19 Contracted orthodontic activity (UOA)	0
Carry forward orthodontic activity (UOA)	0
Baseline contract value	£123,208.43

ACCESS*

Patients seen in 24 months	Total	Change since previous quarter
Quarter ending December 2017	2,357	
Quarter ending March 2018	2,372	→
Quarter ending June 2018	2,337	↓
Quarter ending September 2018	2,262	↓
Quarter ending December 2018	2,254	→
Variance since December 2017	(4.4%)	↓



ACTIVITY



Month	Adjusted Scheduled Activity (UDA)	
	2018	2019
April	459	389
May	915	725
June	1,229	959
July	1,618	1,313
August	2,192	1,688
September	2,684	2,072
October	3,014	2,392
November	3,465	2,771
December	3,695	3,009
January	4,137	
February	4,703	
March	4,946	
April	4,962	
May	4,962	
June	4,962	

QUALITY

	Quantity	Base Number	Contract	AT	Region	England
% of FP17s for the same patient ID Re-attending within 3 months - Children	128	2,068	6.2%	11.3%	11.3%	11.8%
% of FP17s for the same patient ID Re-attending within 3 months - Adults	42	212	19.8%	16.1%	15.3%	15.6%
% of FP17s for the same patient ID Re-attending between 3 & 9 months - Children	1,344	2,068	65.0%	55.6%	61.1%	58.8%
% of FP17s for the same patient ID Re-attending between 3 & 9 months - Adults	119	212	56.1%	48.8%	52.4%	51.0%
% of FP17s for Band 1 Urgent Courses	89	2,267	3.9%	10.0%	9.5%	9.0%
% of FP17s Relating to Free Repair or Replacements	0	2,267	0.0%	0.5%	0.7%	0.8%
% of FP17s Relating to Continuations	1	2,267	0.0%	0.7%	0.8%	0.9%
% of Patients satisfied with the dentistry they have received	0	0	N/A	92.6%	93.1%	93.2%
% of Patients satisfied with the time they had to wait for an appointment	0	0	N/A	87.4%	87.8%	88.3%

* This is based on patients treated on this contract for their most recent course of treatment. Figures in italics indicate the base number of FP17s or Patient Questionnaire responses are less than 100. N/A is shown where the base number of responses is less than 10 during the period. % is calculated as Quantity/Base number*100

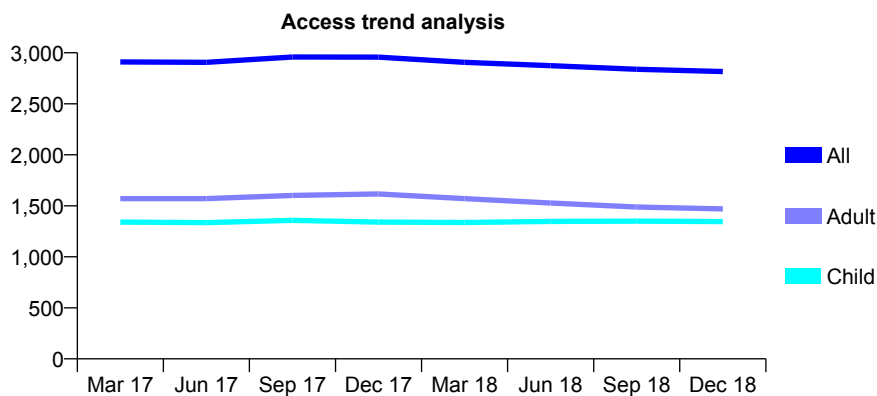
Q67 - Vital Signs At a Glance Contract Report for 828963/0001 - December 2018

Name or company name	MR SM PEARCE
Contract type name	GDS Contract
Purpose of contract	General
Contract start date	01/04/2006
Contract end date	

18/19 Contracted general activity (UDA)	4,413
Carry forward general activity (UDA)	0
18/19 Contracted orthodontic activity (UOA)	0
Carry forward orthodontic activity (UOA)	0
Baseline contract value	£110,963.04

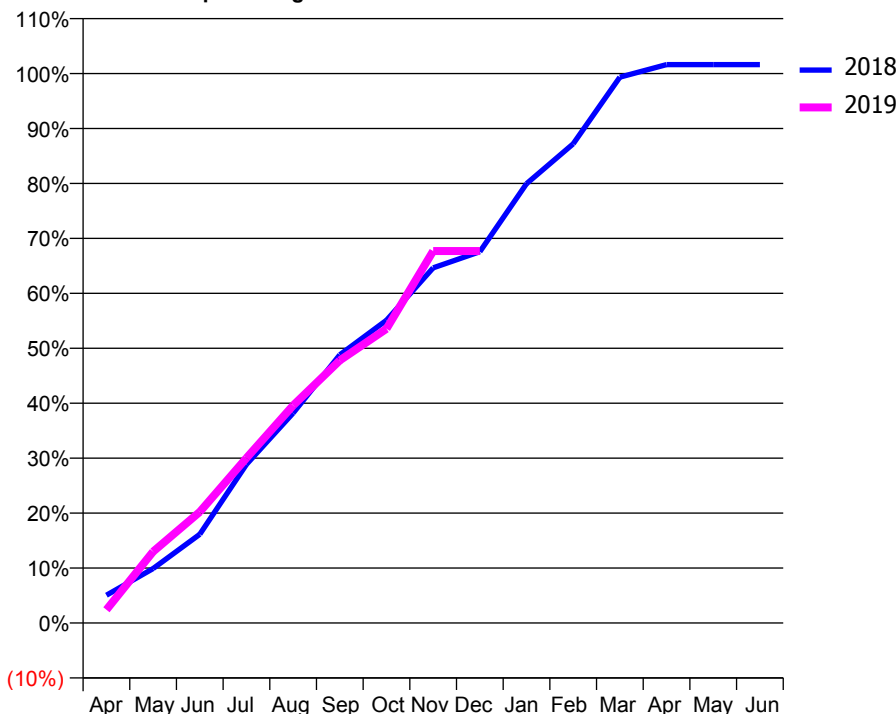
ACCESS*

Patients seen in 24 months	Total	Change since previous quarter
Quarter ending December 2017	2,957	
Quarter ending March 2018	2,907	↓
Quarter ending June 2018	2,874	↓
Quarter ending September 2018	2,838	↓
Quarter ending December 2018	2,816	→
Variance since December 2017	(4.8%)	↓



ACTIVITY

Cumulative percentage of contracted UDA delivered 2018 & 2019



Adjusted Scheduled Activity (UDA)		
Month	2018	2019
April	223	107
May	437	574
June	713	893
July	1,274	1,325
August	1,686	1,747
September	2,154	2,109
October	2,432	2,363
November	2,853	2,988
December	2,982	2,988
January	3,528	
February	3,848	
March	4,384	
April	4,485	
May	4,485	
June	4,485	

QUALITY

	Quantity	Base Number	Contract	AT	Region	England
% of FP17s for the same patient ID Re-attending within 3 months - Children	64	1,289	5.0%	11.3%	11.3%	11.8%
% of FP17s for the same patient ID Re-attending within 3 months - Adults	31	901	3.4%	16.1%	15.3%	15.6%
% of FP17s for the same patient ID Re-attending between 3 & 9 months - Children	671	1,289	52.1%	55.6%	61.1%	58.8%
% of FP17s for the same patient ID Re-attending between 3 & 9 months - Adults	399	901	44.3%	48.8%	52.4%	51.0%
% of FP17s for Band 1 Urgent Courses	4	2,115	0.2%	10.0%	9.5%	9.0%
% of FP17s Relating to Free Repair or Replacements	0	2,115	0.0%	0.5%	0.7%	0.8%
% of FP17s Relating to Continuations	11	2,115	0.5%	0.7%	0.8%	0.9%
% of Patients satisfied with the dentistry they have received	0	0	N/A	92.6%	93.1%	93.2%
% of Patients satisfied with the time they had to wait for an appointment	0	0	N/A	87.4%	87.8%	88.3%

* This is based on patients treated on this contract for their most recent course of treatment. Figures in italics indicate the base number of FP17s or Patient Questionnaire responses are less than 100. N/A is shown where the base number of responses is less than 10 during the period. % is calculated as Quantity/Base number*100

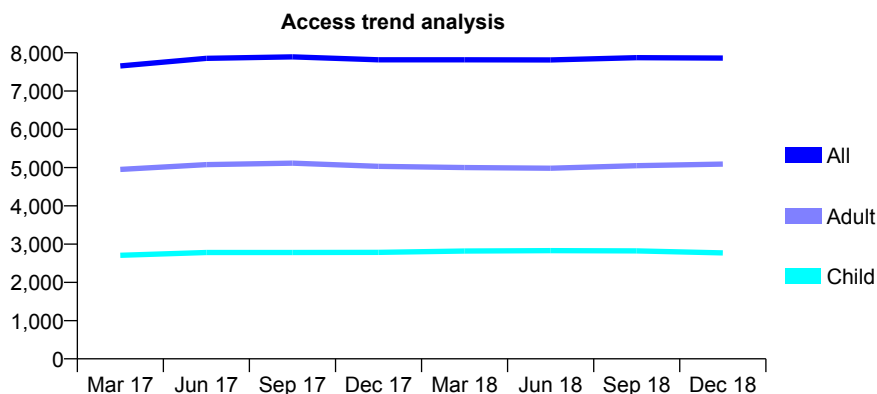
Q67 - Vital Signs At a Glance Contract Report for 829285/0003 - December 2018

Name or company name	MRS CO ADELOYE
Contract type name	GDS Contract
Purpose of contract	General
Contract start date	08/12/2006
Contract end date	

18/19 Contracted general activity (UDA)	21,200
Carry forward general activity (UDA)	0
18/19 Contracted orthodontic activity (UOA)	0
Carry forward orthodontic activity (UOA)	0
Baseline contract value	£529,589.25

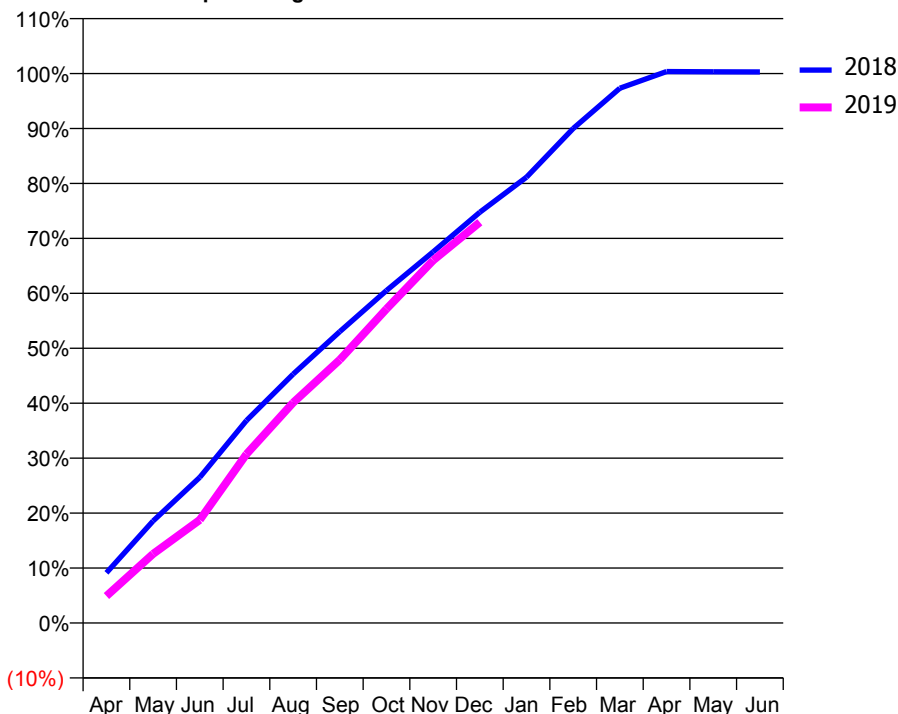
ACCESS*

Patients seen in 24 months	Total	Change since previous quarter
Quarter ending December 2017	7,816	
Quarter ending March 2018	7,816	→
Quarter ending June 2018	7,812	→
Quarter ending September 2018	7,872	→
Quarter ending December 2018	7,862	→
Variance since December 2017	0.6%	→



ACTIVITY

Cumulative percentage of contracted UDA delivered 2018 & 2019



Month	Adjusted Scheduled Activity (UDA)	
	2018	2019
April	1,935	1,042
May	3,940	2,666
June	5,621	3,977
July	7,813	6,518
August	9,605	8,504
September	11,244	10,160
October	12,828	12,120
November	14,320	13,990
December	15,848	15,460
January	17,201	
February	19,081	
March	20,634	
April	21,273	
May	21,265	
June	21,259	

QUALITY

	Quantity	Base Number	Contract	AT	Region	England
% of FP17s for the same patient ID Re-attending within 3 months - Children	158	2,337	6.8%	11.3%	11.3%	11.8%
% of FP17s for the same patient ID Re-attending within 3 months - Adults	661	4,264	15.5%	16.1%	15.3%	15.6%
% of FP17s for the same patient ID Re-attending between 3 & 9 months - Children	825	2,337	35.3%	55.6%	61.1%	58.8%
% of FP17s for the same patient ID Re-attending between 3 & 9 months - Adults	1,363	4,264	32.0%	48.8%	52.4%	51.0%
% of FP17s for Band 1 Urgent Courses	678	6,335	10.7%	10.0%	9.5%	9.0%
% of FP17s Relating to Free Repair or Replacements	87	6,335	1.4%	0.5%	0.7%	0.8%
% of FP17s Relating to Continuations	45	6,335	0.7%	0.7%	0.8%	0.9%
% of Patients satisfied with the dentistry they have received	4	4	N/A	92.6%	93.1%	93.2%
% of Patients satisfied with the time they had to wait for an appointment	4	4	N/A	87.4%	87.8%	88.3%

* This is based on patients treated on this contract for their most recent course of treatment. Figures in italics indicate the base number of FP17s or Patient Questionnaire responses are less than 100. N/A is shown where the base number of responses is less than 10 during the period. % is calculated as Quantity/Base number*100

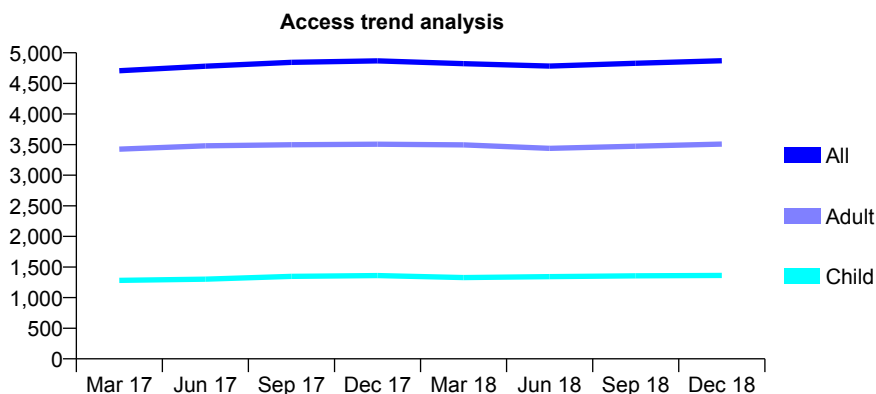
Q67 - Vital Signs At a Glance Contract Report for 829285/0004 - December 2018

Name or company name	MRS CO ADELOYE
Contract type name	GDS Contract
Purpose of contract	General
Contract start date	02/07/2007
Contract end date	

18/19 Contracted general activity (UDA)	16,000
Carry forward general activity (UDA)	0
18/19 Contracted orthodontic activity (UOA)	0
Carry forward orthodontic activity (UOA)	0
Baseline contract value	£353,137.13

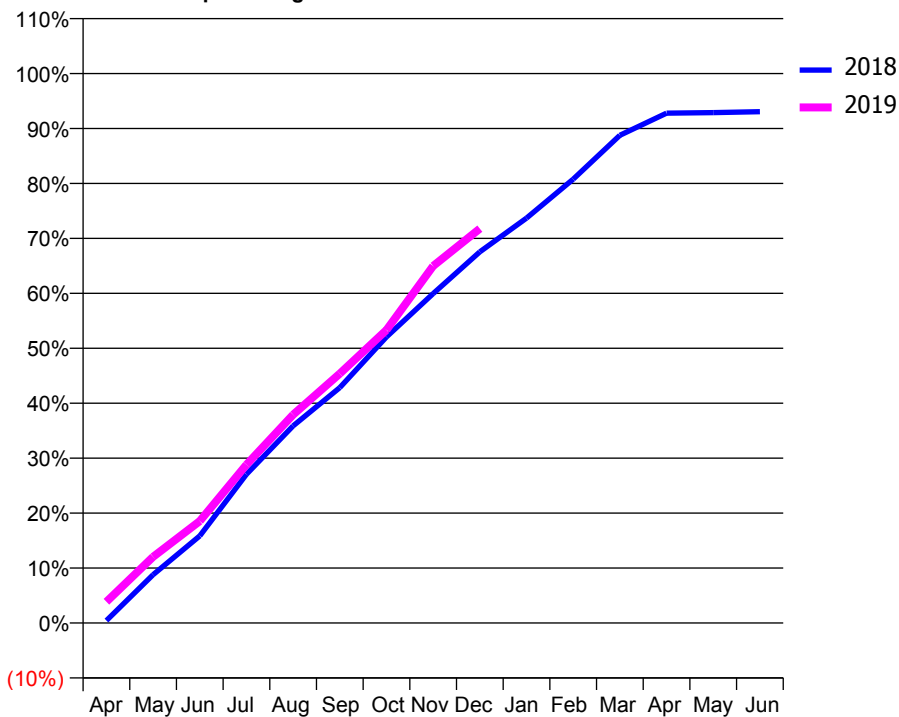
ACCESS*

Patients seen in 24 months	Total	Change since previous quarter
Quarter ending December 2017	4,868	
Quarter ending March 2018	4,823	→
Quarter ending June 2018	4,783	→
Quarter ending September 2018	4,830	→
Quarter ending December 2018	4,870	→
Variance since December 2017	0.0%	→



ACTIVITY

Cumulative percentage of contracted UDA delivered 2018 & 2019



Month	Adjusted Scheduled Activity (UDA)	
	2018	2019
April	73	621
May	1,452	1,929
June	2,616	2,968
July	4,465	4,612
August	5,920	6,068
September	7,068	7,261
October	8,590	8,533
November	9,891	10,395
December	11,147	11,484
January	12,159	
February	13,326	
March	14,645	
April	15,308	
May	15,324	
June	15,355	

QUALITY

	Quantity	Base Number	Contract	AT	Region	England
% of FP17s for the same patient ID Re-attending within 3 months - Children	109	1,293	8.4%	11.3%	11.3%	11.8%
% of FP17s for the same patient ID Re-attending within 3 months - Adults	503	3,227	15.6%	16.1%	15.3%	15.6%
% of FP17s for the same patient ID Re-attending between 3 & 9 months - Children	568	1,293	43.9%	55.6%	61.1%	58.8%
% of FP17s for the same patient ID Re-attending between 3 & 9 months - Adults	1,280	3,227	39.7%	48.8%	52.4%	51.0%
% of FP17s for Band 1 Urgent Courses	332	4,264	7.8%	10.0%	9.5%	9.0%
% of FP17s Relating to Free Repair or Replacements	51	4,264	1.2%	0.5%	0.7%	0.8%
% of FP17s Relating to Continuations	35	4,264	0.8%	0.7%	0.8%	0.9%
% of Patients satisfied with the dentistry they have received	1	2	N/A	92.6%	93.1%	93.2%
% of Patients satisfied with the time they had to wait for an appointment	2	2	N/A	87.4%	87.8%	88.3%

* This is based on patients treated on this contract for their most recent course of treatment. Figures in italics indicate the base number of FP17s or Patient Questionnaire responses are less than 100. N/A is shown where the base number of responses is less than 10 during the period. % is calculated as Quantity/Base number*100

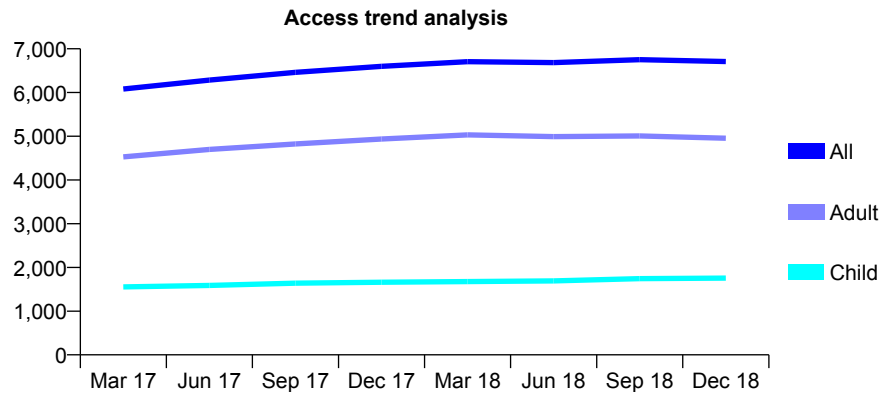
Q67 - Vital Signs At a Glance Contract Report for 829285/0005 - December 2018

Name or company name	MRS CO ADELOYE
Contract type name	GDS Contract
Purpose of contract	General
Contract start date	01/06/2008
Contract end date	

18/19 Contracted general activity (UDA)	18,000
Carry forward general activity (UDA)	29
18/19 Contracted orthodontic activity (UOA)	0
Carry forward orthodontic activity (UOA)	0
Baseline contract value	£439,670.92

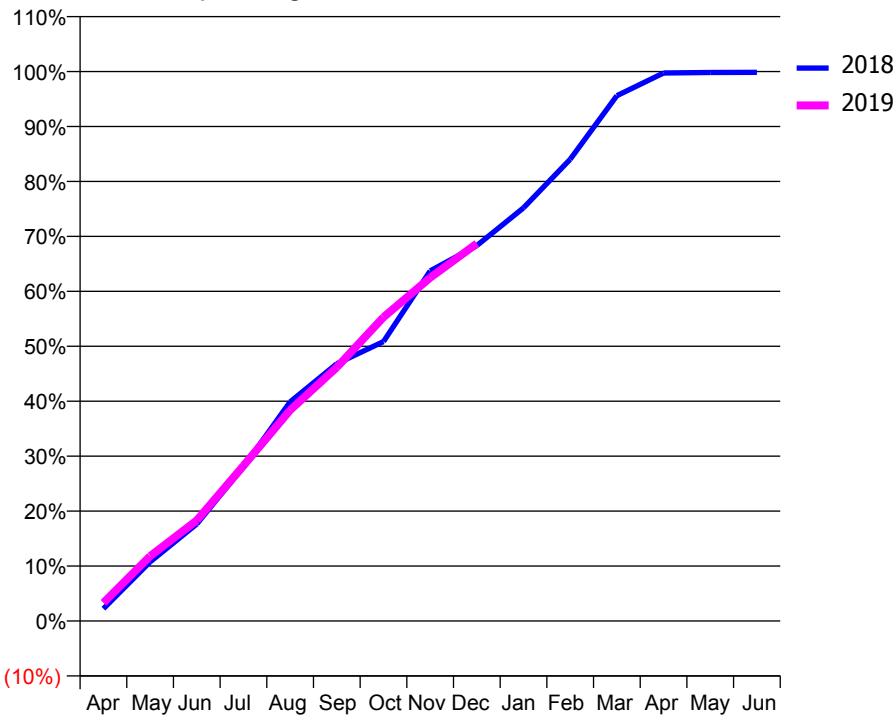
ACCESS*

Patients seen in 24 months	Total	Change since previous quarter
Quarter ending December 2017	6,598	
Quarter ending March 2018	6,706	→
Quarter ending June 2018	6,683	→
Quarter ending September 2018	6,750	→
Quarter ending December 2018	6,709	→
Variance since December 2017	1.7%	→



ACTIVITY

Cumulative percentage of contracted UDA delivered 2018 & 2019



Month	Adjusted Scheduled Activity (UDA)	
	2018	2019
April	406	596
May	1,938	2,125
June	3,178	3,297
July	5,048	5,087
August	7,180	6,908
September	8,428	8,309
October	9,155	9,952
November	11,468	11,246
December	12,298	12,363
January	13,534	
February	15,125	
March	17,209	
April	17,950	
May	17,970	
June	17,971	

QUALITY

	Quantity	Base Number	Contract	AT	Region	England
% of FP17s for the same patient ID Re-attending within 3 months - Children	77	1,475	5.2%	11.3%	11.3%	11.8%
% of FP17s for the same patient ID Re-attending within 3 months - Adults	799	4,443	18.0%	16.1%	15.3%	15.6%
% of FP17s for the same patient ID Re-attending between 3 & 9 months - Children	547	1,475	37.1%	55.6%	61.1%	58.8%
% of FP17s for the same patient ID Re-attending between 3 & 9 months - Adults	1,507	4,443	33.9%	48.8%	52.4%	51.0%
% of FP17s for Band 1 Urgent Courses	722	5,557	13.0%	10.0%	9.5%	9.0%
% of FP17s Relating to Free Repair or Replacements	180	5,557	3.2%	0.5%	0.7%	0.8%
% of FP17s Relating to Continuations	33	5,557	0.6%	0.7%	0.8%	0.9%
% of Patients satisfied with the dentistry they have received	1	2	N/A	92.6%	93.1%	93.2%
% of Patients satisfied with the time they had to wait for an appointment	1	2	N/A	87.4%	87.8%	88.3%

* This is based on patients treated on this contract for their most recent course of treatment. Figures in italics indicate the base number of FP17s or Patient Questionnaire responses are less than 100. N/A is shown where the base number of responses is less than 10 during the period. % is calculated as Quantity/Base number*100

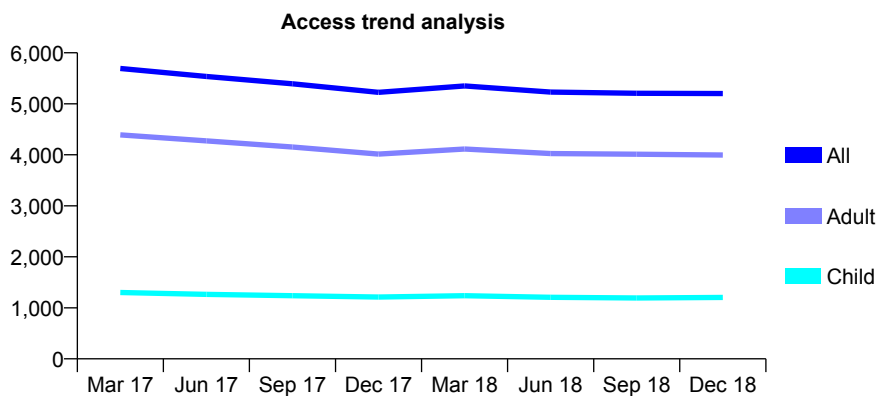
Q67 - Vital Signs At a Glance Contract Report for 844292/0001 - December 2018

Name or company name	Mr Vikas Patel
Contract type name	GDS Contract
Purpose of contract	General
Contract start date	01/04/2006
Contract end date	

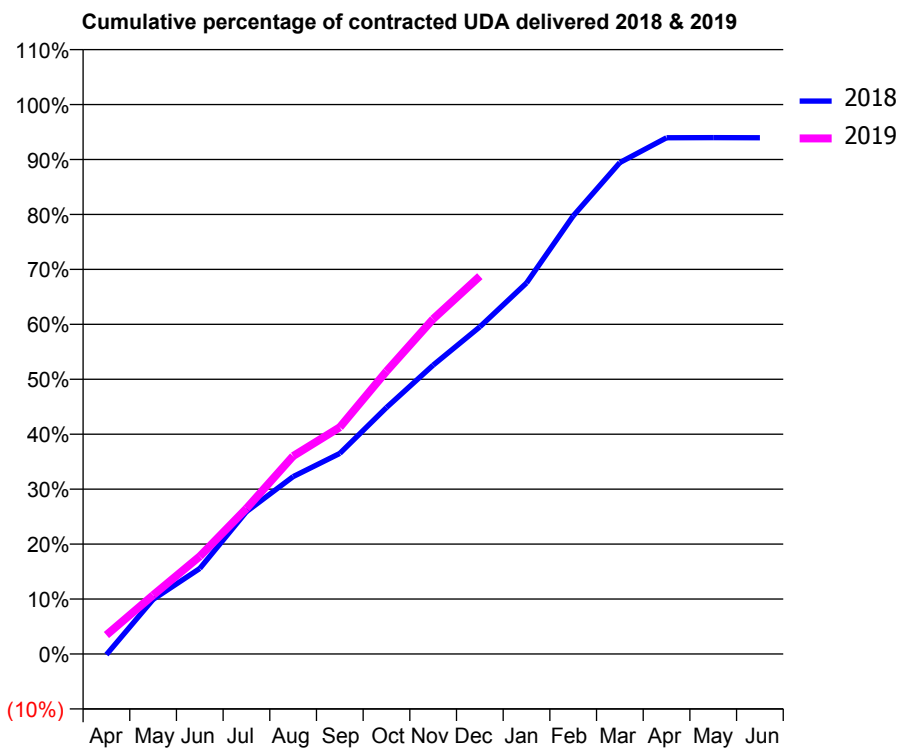
18/19 Contracted general activity (UDA)	15,454
Carry forward general activity (UDA)	0
18/19 Contracted orthodontic activity (UOA)	0
Carry forward orthodontic activity (UOA)	0
Baseline contract value	£392,847.93

ACCESS*

Patients seen in 24 months	Total	Change since previous quarter
Quarter ending December 2017	5,225	
Quarter ending March 2018	5,351	↑
Quarter ending June 2018	5,230	↓
Quarter ending September 2018	5,206	→
Quarter ending December 2018	5,201	→
Variance since December 2017	(0.5%)	→



ACTIVITY



Month	Adjusted Scheduled Activity (UDA)	
	2018	2019
April	-19	535
May	1,534	1,655
June	2,406	2,748
July	4,004	4,093
August	4,989	5,568
September	5,641	6,376
October	6,933	7,952
November	8,125	9,424
December	9,202	10,628
January	10,433	
February	12,320	
March	13,820	
April	14,519	
May	14,521	
June	14,518	

QUALITY

	Quantity	Base Number	Contract	AT	Region	England
% of FP17s for the same patient ID Re-attending within 3 months - Children	133	1,369	9.7%	11.3%	11.3%	11.8%
% of FP17s for the same patient ID Re-attending within 3 months - Adults	612	4,120	14.9%	16.1%	15.3%	15.6%
% of FP17s for the same patient ID Re-attending between 3 & 9 months - Children	797	1,369	58.2%	55.6%	61.1%	58.8%
% of FP17s for the same patient ID Re-attending between 3 & 9 months - Adults	2,053	4,120	49.8%	48.8%	52.4%	51.0%
% of FP17s for Band 1 Urgent Courses	627	5,212	12.0%	10.0%	9.5%	9.0%
% of FP17s Relating to Free Repair or Replacements	52	5,212	1.0%	0.5%	0.7%	0.8%
% of FP17s Relating to Continuations	25	5,212	0.5%	0.7%	0.8%	0.9%
% of Patients satisfied with the dentistry they have received	2	2	N/A	92.6%	93.1%	93.2%
% of Patients satisfied with the time they had to wait for an appointment	2	2	N/A	87.4%	87.8%	88.3%

* This is based on patients treated on this contract for their most recent course of treatment. Figures in italics indicate the base number of FP17s or Patient Questionnaire responses are less than 100. N/A is shown where the base number of responses is less than 10 during the period. % is calculated as Quantity/Base number*100

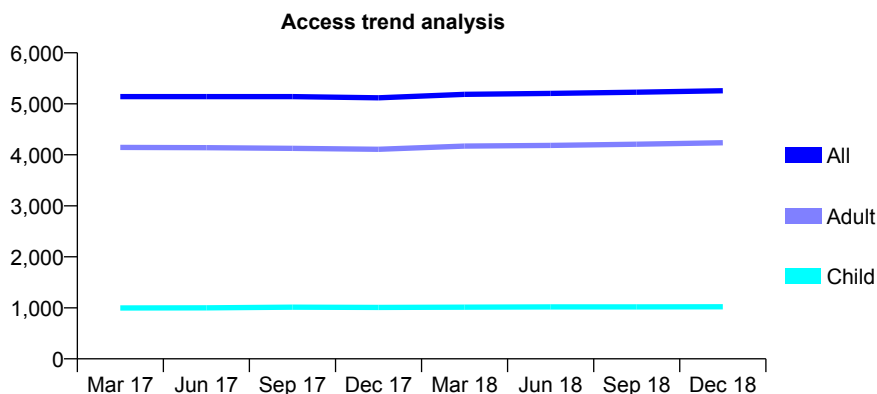
Q67 - Vital Signs At a Glance Contract Report for 847259/0001 - December 2018

Name or company name	MR GT HAMILL
Contract type name	GDS Contract
Purpose of contract	General
Contract start date	01/04/2006
Contract end date	

18/19 Contracted general activity (UDA)	18,400
Carry forward general activity (UDA)	349
18/19 Contracted orthodontic activity (UOA)	0
Carry forward orthodontic activity (UOA)	0
Baseline contract value	£420,564.80

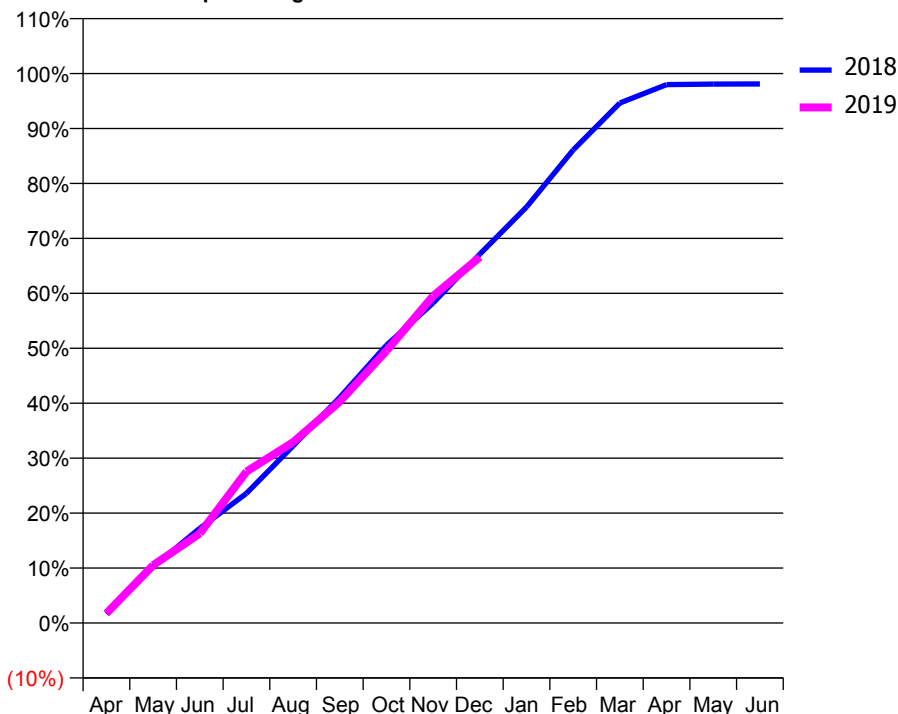
ACCESS*

Patients seen in 24 months	Total	Change since previous quarter
Quarter ending December 2017	5,117	
Quarter ending March 2018	5,185	→
Quarter ending June 2018	5,203	→
Quarter ending September 2018	5,227	→
Quarter ending December 2018	5,257	→
Variance since December 2017	2.7%	↑



ACTIVITY

Cumulative percentage of contracted UDA delivered 2018 & 2019



Month	Adjusted Scheduled Activity (UDA)	
	2018	2019
April	306	323
May	1,884	1,937
June	3,173	2,997
July	4,343	5,072
August	5,931	6,055
September	7,558	7,416
October	9,304	9,117
November	10,717	10,949
December	12,352	12,256
January	13,929	
February	15,842	
March	17,413	
April	18,029	
May	18,047	
June	18,050	

QUALITY

	Quantity	Base Number	Contract	AT	Region	England
% of FP17s for the same patient ID Re-attending within 3 months - Children	84	1,261	6.7%	11.3%	11.3%	11.8%
% of FP17s for the same patient ID Re-attending within 3 months - Adults	654	5,047	13.0%	16.1%	15.3%	15.6%
% of FP17s for the same patient ID Re-attending between 3 & 9 months - Children	925	1,261	73.4%	55.6%	61.1%	58.8%
% of FP17s for the same patient ID Re-attending between 3 & 9 months - Adults	3,222	5,047	63.8%	48.8%	52.4%	51.0%
% of FP17s for Band 1 Urgent Courses	301	6,029	5.0%	10.0%	9.5%	9.0%
% of FP17s Relating to Free Repair or Replacements	122	6,029	2.0%	0.5%	0.7%	0.8%
% of FP17s Relating to Continuations	112	6,029	1.9%	0.7%	0.8%	0.9%
% of Patients satisfied with the dentistry they have received	4	5	N/A	92.6%	93.1%	93.2%
% of Patients satisfied with the time they had to wait for an appointment	4	5	N/A	87.4%	87.8%	88.3%

* This is based on patients treated on this contract for their most recent course of treatment. Figures in italics indicate the base number of FP17s or Patient Questionnaire responses are less than 100. N/A is shown where the base number of responses is less than 10 during the period. % is calculated as Quantity/Base number*100

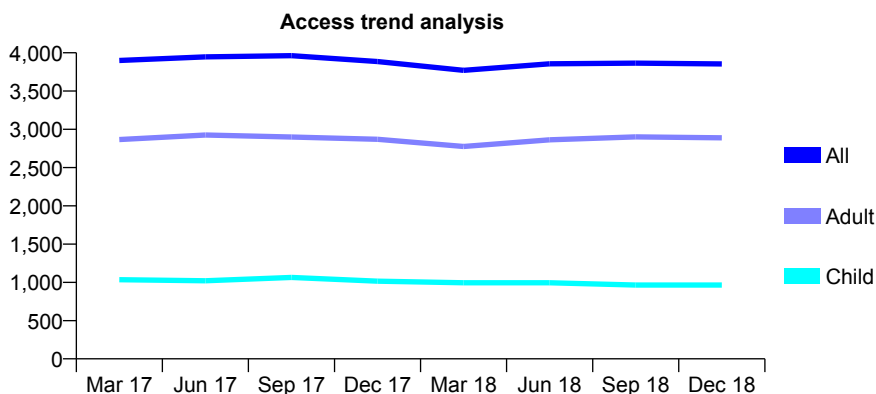
Q67 - Vital Signs At a Glance Contract Report for 848220/0001 - December 2018

Name or company name	MS M RAMZANI
Contract type name	GDS Contract
Purpose of contract	General
Contract start date	01/04/2006
Contract end date	

18/19 Contracted general activity (UDA)	17,760
Carry forward general activity (UDA)	0
18/19 Contracted orthodontic activity (UOA)	0
Carry forward orthodontic activity (UOA)	0
Baseline contract value	£451,462.88

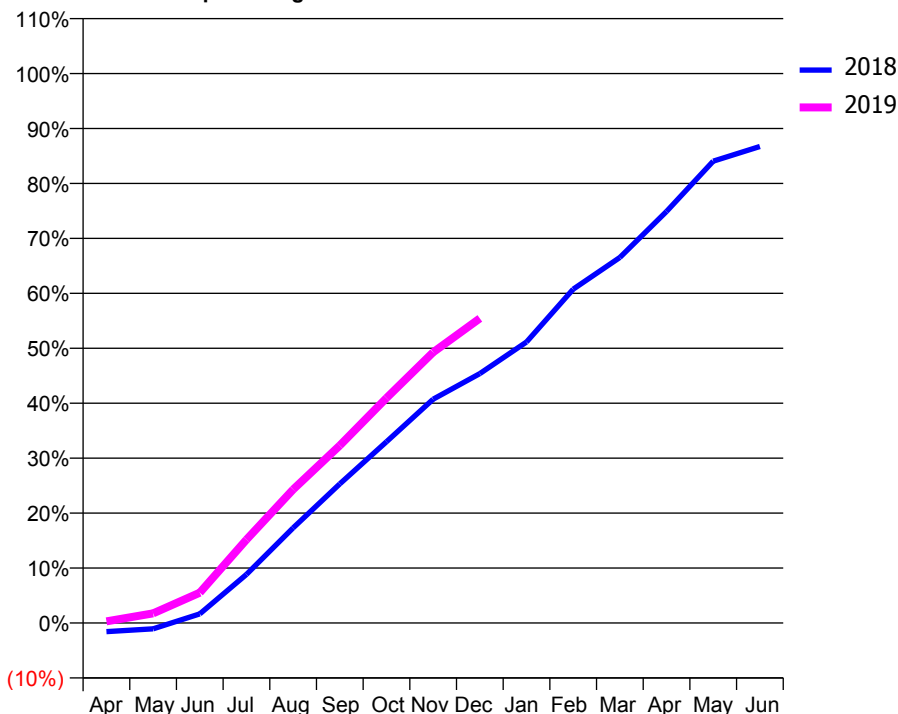
ACCESS*

Patients seen in 24 months	Total	Change since previous quarter
Quarter ending December 2017	3,885	
Quarter ending March 2018	3,770	↓
Quarter ending June 2018	3,856	↑
Quarter ending September 2018	3,865	→
Quarter ending December 2018	3,854	→
Variance since December 2017	(0.8%)	→



ACTIVITY

Cumulative percentage of contracted UDA delivered 2018 & 2019



Month	Adjusted Scheduled Activity (UDA)	
	2018	2019
April	-284	55
May	-193	313
June	295	981
July	1,571	2,696
August	3,076	4,314
September	4,497	5,737
October	5,859	7,271
November	7,234	8,749
December	8,062	9,846
January	9,085	
February	10,791	
March	11,816	
April	13,300	
May	14,925	
June	15,400	

QUALITY

	Quantity	Base Number	Contract	AT	Region	England
% of FP17s for the same patient ID Re-attending within 3 months - Children	186	1,139	16.3%	11.3%	11.3%	11.8%
% of FP17s for the same patient ID Re-attending within 3 months - Adults	523	2,919	17.9%	16.1%	15.3%	15.6%
% of FP17s for the same patient ID Re-attending between 3 & 9 months - Children	541	1,139	47.5%	55.6%	61.1%	58.8%
% of FP17s for the same patient ID Re-attending between 3 & 9 months - Adults	1,247	2,919	42.7%	48.8%	52.4%	51.0%
% of FP17s for Band 1 Urgent Courses	333	3,029	11.0%	10.0%	9.5%	9.0%
% of FP17s Relating to Free Repair or Replacements	58	3,029	1.9%	0.5%	0.7%	0.8%
% of FP17s Relating to Continuations	8	3,029	0.3%	0.7%	0.8%	0.9%
% of Patients satisfied with the dentistry they have received	2	2	N/A	92.6%	93.1%	93.2%
% of Patients satisfied with the time they had to wait for an appointment	2	2	N/A	87.4%	87.8%	88.3%

* This is based on patients treated on this contract for their most recent course of treatment. Figures in italics indicate the base number of FP17s or Patient Questionnaire responses are less than 100. N/A is shown where the base number of responses is less than 10 during the period. % is calculated as Quantity/Base number*100

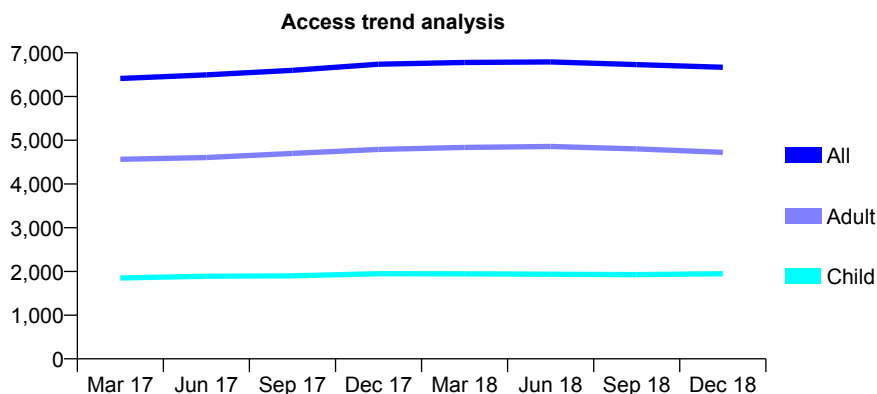
Q67 - Vital Signs At a Glance Contract Report for 855405/0001 - December 2018

Name or company name	Majid Vahid and Seyed Bijan Mortazavi
Contract type name	GDS Contract
Purpose of contract	General
Contract start date	01/02/2007
Contract end date	

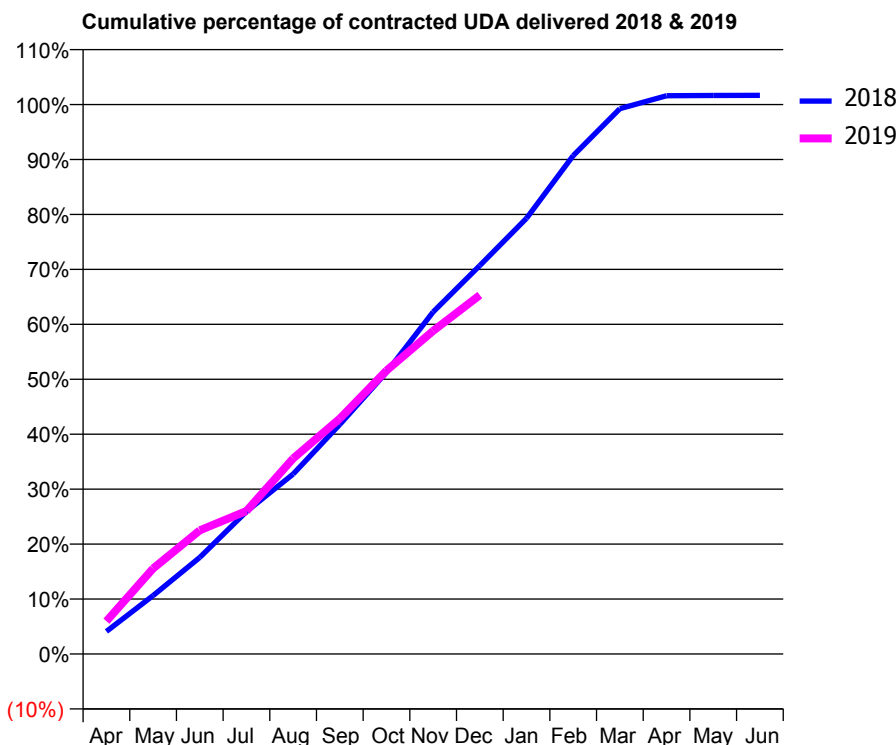
18/19 Contracted general activity (UDA)	17,664
Carry forward general activity (UDA)	0
18/19 Contracted orthodontic activity (UOA)	0
Carry forward orthodontic activity (UOA)	0
Baseline contract value	£444,196.94

ACCESS*

Patients seen in 24 months	Total	Change since previous quarter
Quarter ending December 2017	6,738	
Quarter ending March 2018	6,780	→
Quarter ending June 2018	6,792	→
Quarter ending September 2018	6,730	→
Quarter ending December 2018	6,669	→
Variance since December 2017	(1.0%)	↓



ACTIVITY



Month	Adjusted Scheduled Activity (UDA)	
	2018	2019
April	727	1,056
May	1,878	2,751
June	3,107	3,975
July	4,582	4,596
August	5,784	6,287
September	7,381	7,566
October	9,054	9,113
November	10,996	10,387
December	12,488	11,538
January	14,004	
February	16,019	
March	17,528	
April	17,945	
May	17,955	
June	17,958	

QUALITY

	Quantity	Base Number	Contract	AT	Region	England
% of FP17s for the same patient ID Re-attending within 3 months - Children	113	1,774	6.4%	11.3%	11.3%	11.8%
% of FP17s for the same patient ID Re-attending within 3 months - Adults	672	4,364	15.4%	16.1%	15.3%	15.6%
% of FP17s for the same patient ID Re-attending between 3 & 9 months - Children	1,072	1,774	60.4%	55.6%	61.1%	58.8%
% of FP17s for the same patient ID Re-attending between 3 & 9 months - Adults	2,487	4,364	57.0%	48.8%	52.4%	51.0%
% of FP17s for Band 1 Urgent Courses	762	5,872	13.0%	10.0%	9.5%	9.0%
% of FP17s Relating to Free Repair or Replacements	1	5,872	0.0%	0.5%	0.7%	0.8%
% of FP17s Relating to Continuations	8	5,872	0.1%	0.7%	0.8%	0.9%
% of Patients satisfied with the dentistry they have received	6	6	N/A	92.6%	93.1%	93.2%
% of Patients satisfied with the time they had to wait for an appointment	4	6	N/A	87.4%	87.8%	88.3%

* This is based on patients treated on this contract for their most recent course of treatment. Figures in italics indicate the base number of FP17s or Patient Questionnaire responses are less than 100. N/A is shown where the base number of responses is less than 10 during the period. % is calculated as Quantity/Base number*100

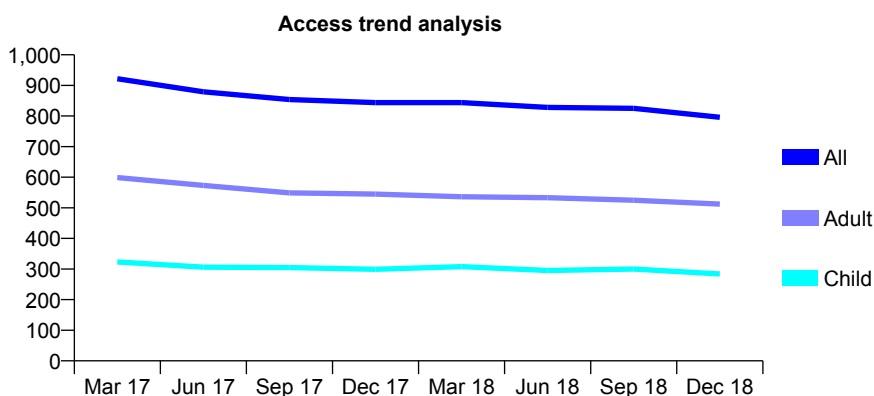
Q67 - Vital Signs At a Glance Contract Report for 859745/0001 - December 2018

Name or company name	MRS TO ILORI
Contract type name	GDS Contract
Purpose of contract	General
Contract start date	13/10/2014
Contract end date	

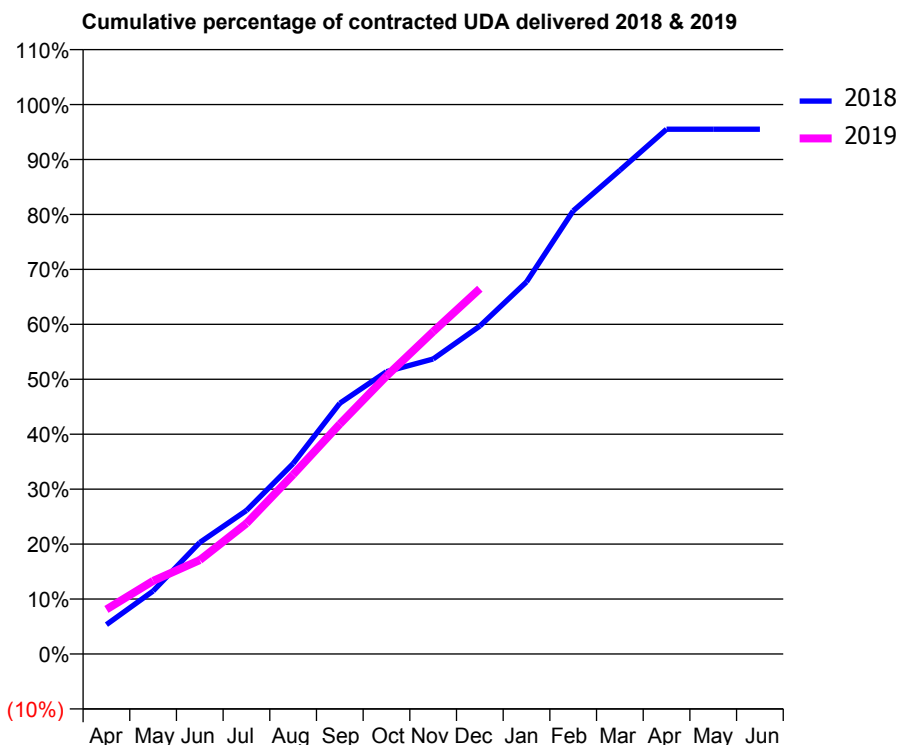
18/19 Contracted general activity (UDA)	2,003
Carry forward general activity (UDA)	0
18/19 Contracted orthodontic activity (UOA)	0
Carry forward orthodontic activity (UOA)	0
Baseline contract value	£51,676.72

ACCESS*

Patients seen in 24 months	Total	Change since previous quarter
Quarter ending December 2017	844	
Quarter ending March 2018	844	→
Quarter ending June 2018	828	↓
Quarter ending September 2018	825	→
Quarter ending December 2018	796	↓
Variance since December 2017	(5.7%)	↓



ACTIVITY



Month	Adjusted Scheduled Activity (UDA)	
	2018	2019
April	107	162
May	230	266
June	407	343
July	523	476
August	694	654
September	914	838
October	1,029	1,013
November	1,075	1,175
December	1,196	1,332
January	1,356	
February	1,615	
March	1,763	
April	1,913	
May	1,913	
June	1,913	

QUALITY

	Quantity	Base Number	Contract	AT	Region	England
% of FP17s for the same patient ID Re-attending within 3 months - Children	13	248	5.2%	11.3%	11.3%	11.8%
% of FP17s for the same patient ID Re-attending within 3 months - Adults	64	465	13.8%	16.1%	15.3%	15.6%
% of FP17s for the same patient ID Re-attending between 3 & 9 months - Children	52	248	21.0%	55.6%	61.1%	58.8%
% of FP17s for the same patient ID Re-attending between 3 & 9 months - Adults	150	465	32.3%	48.8%	52.4%	51.0%
% of FP17s for Band 1 Urgent Courses	59	666	8.9%	10.0%	9.5%	9.0%
% of FP17s Relating to Free Repair or Replacements	5	666	0.8%	0.5%	0.7%	0.8%
% of FP17s Relating to Continuations	6	666	0.9%	0.7%	0.8%	0.9%
% of Patients satisfied with the dentistry they have received	0	0	N/A	92.6%	93.1%	93.2%
% of Patients satisfied with the time they had to wait for an appointment	0	0	N/A	87.4%	87.8%	88.3%

* This is based on patients treated on this contract for their most recent course of treatment. Figures in italics indicate the base number of FP17s or Patient Questionnaire responses are less than 100. N/A is shown where the base number of responses is less than 10 during the period. % is calculated as Quantity/Base number*100

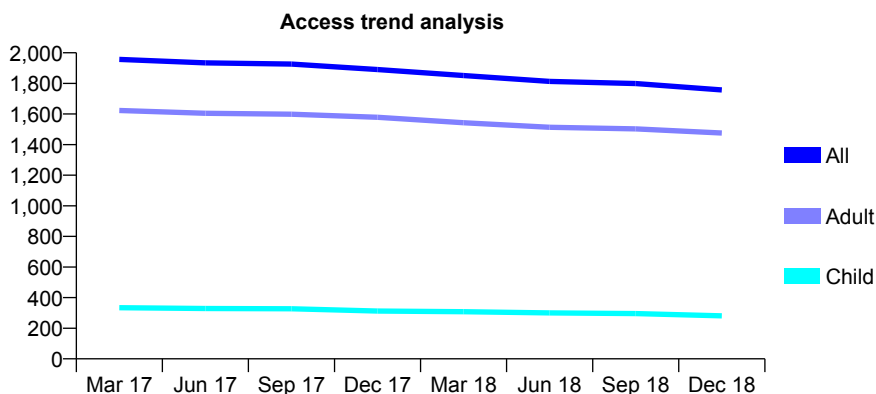
Q67 - Vital Signs At a Glance Contract Report for 912360/0001 - December 2018

Name or company name	MR MP JONES
Contract type name	GDS Contract
Purpose of contract	General
Contract start date	01/04/2006
Contract end date	

18/19 Contracted general activity (UDA)	6,421
Carry forward general activity (UDA)	0
18/19 Contracted orthodontic activity (UOA)	0
Carry forward orthodontic activity (UOA)	0
Baseline contract value	£146,762.86

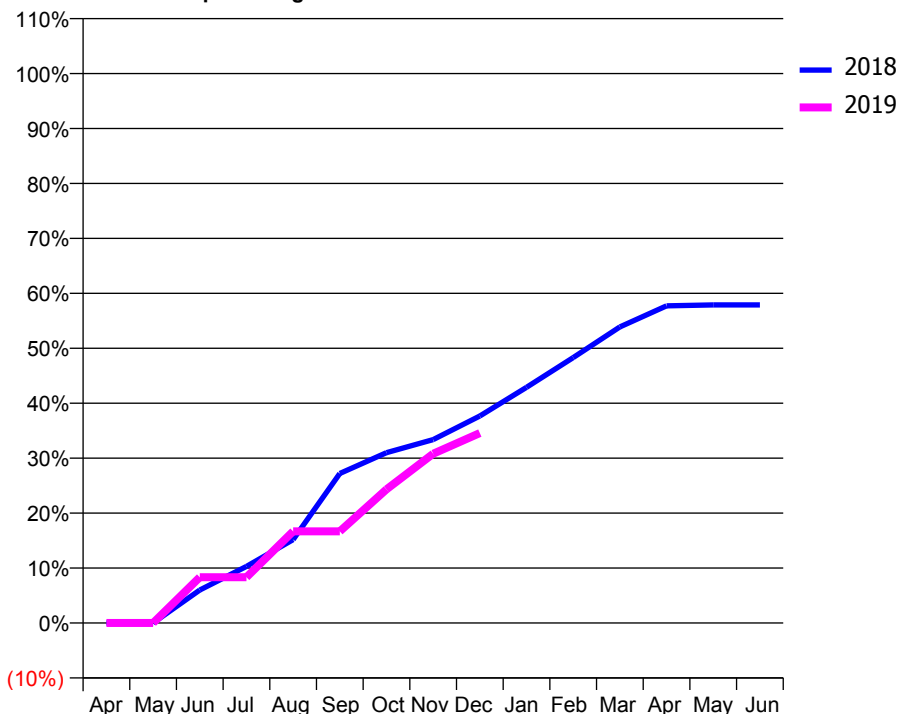
ACCESS*

Patients seen in 24 months	Total	Change since previous quarter
Quarter ending December 2017	1,891	
Quarter ending March 2018	1,851	↓
Quarter ending June 2018	1,813	↓
Quarter ending September 2018	1,799	→
Quarter ending December 2018	1,757	↓
Variance since December 2017	(7.1%)	↓



ACTIVITY

Cumulative percentage of contracted UDA delivered 2018 & 2019



Month	Adjusted Scheduled Activity (UDA)	
	2018	2019
April	0	0
May	0	0
June	386	536
July	661	536
August	974	1,071
September	1,748	1,071
October	1,990	1,562
November	2,143	1,978
December	2,420	2,219
January	2,754	
February	3,101	
March	3,459	
April	3,707	
May	3,718	
June	3,718	

QUALITY

	Quantity	Base Number	Contract	AT	Region	England
% of FP17s for the same patient ID Re-attending within 3 months - Children	4	191	2.1%	11.3%	11.3%	11.8%
% of FP17s for the same patient ID Re-attending within 3 months - Adults	52	999	5.2%	16.1%	15.3%	15.6%
% of FP17s for the same patient ID Re-attending between 3 & 9 months - Children	46	191	24.1%	55.6%	61.1%	58.8%
% of FP17s for the same patient ID Re-attending between 3 & 9 months - Adults	302	999	30.2%	48.8%	52.4%	51.0%
% of FP17s for Band 1 Urgent Courses	12	1,070	1.1%	10.0%	9.5%	9.0%
% of FP17s Relating to Free Repair or Replacements	1	1,070	0.1%	0.5%	0.7%	0.8%
% of FP17s Relating to Continuations	0	1,070	0.0%	0.7%	0.8%	0.9%
% of Patients satisfied with the dentistry they have received	3	3	N/A	92.6%	93.1%	93.2%
% of Patients satisfied with the time they had to wait for an appointment	3	3	N/A	87.4%	87.8%	88.3%

* This is based on patients treated on this contract for their most recent course of treatment. Figures in italics indicate the base number of FP17s or Patient Questionnaire responses are less than 100. N/A is shown where the base number of responses is less than 10 during the period. % is calculated as Quantity/Base number*100

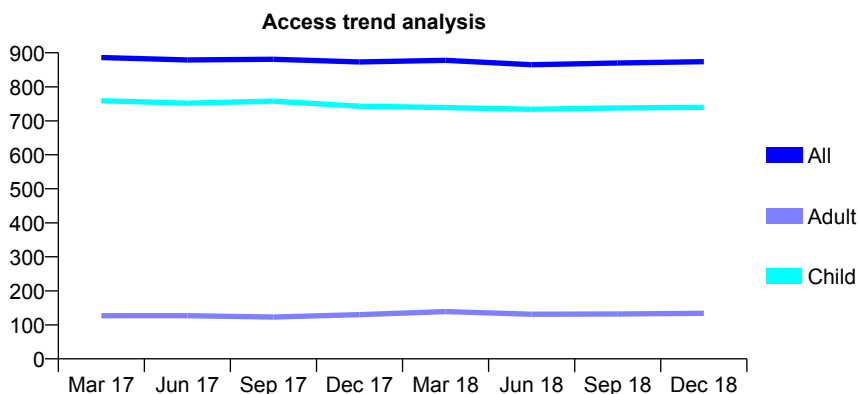
Q67 - Vital Signs At a Glance Contract Report for 913278/0001 - December 2018

Name or company name	MRS LD LUNNESS-BARNES
Contract type name	GDS Contract
Purpose of contract	General
Contract start date	01/04/2006
Contract end date	

18/19 Contracted general activity (UDA)	1,700
Carry forward general activity (UDA)	34
18/19 Contracted orthodontic activity (UOA)	0
Carry forward orthodontic activity (UOA)	0
Baseline contract value	£43,224.30

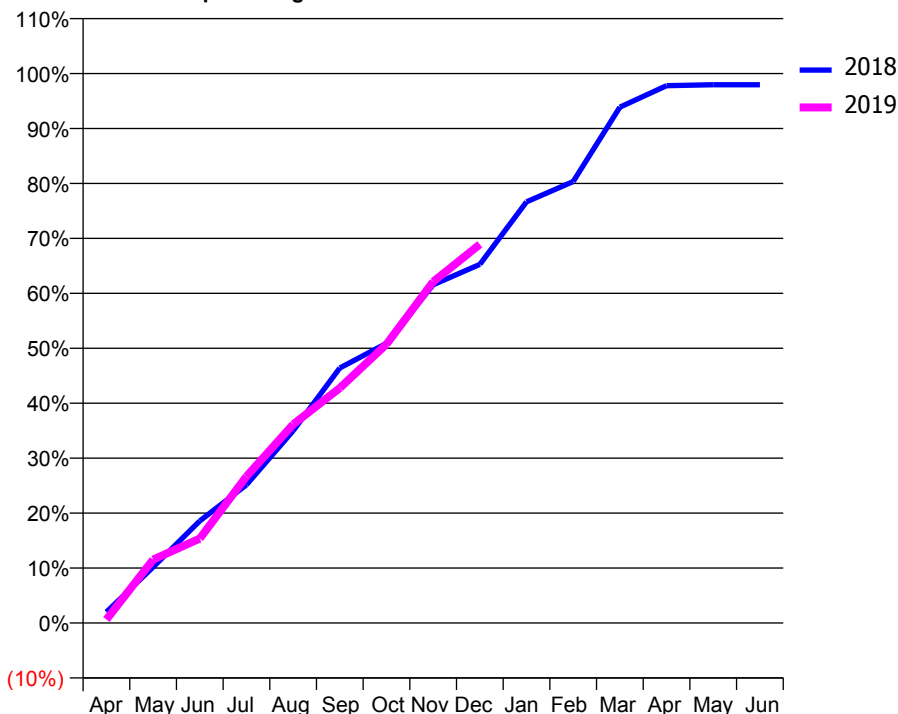
ACCESS*

Patients seen in 24 months	Total	Change since previous quarter
Quarter ending December 2017	873	
Quarter ending March 2018	878	→
Quarter ending June 2018	865	↓
Quarter ending September 2018	870	→
Quarter ending December 2018	874	→
Variance since December 2017	0.1%	→



ACTIVITY

Cumulative percentage of contracted UDA delivered 2018 & 2019



Month	Adjusted Scheduled Activity (UDA)	
	2018	2019
April	34	11
May	173	196
June	316	261
July	427	454
August	595	615
September	789	727
October	865	863
November	1,046	1,056
December	1,110	1,171
January	1,303	
February	1,366	
March	1,596	
April	1,662	
May	1,665	
June	1,665	

QUALITY

	Quantity	Base Number	Contract	AT	Region	England
% of FP17s for the same patient ID Re-attending within 3 months - Children	62	837	7.4%	11.3%	11.3%	11.8%
% of FP17s for the same patient ID Re-attending within 3 months - Adults	10	91	11.0%	16.1%	15.3%	15.6%
% of FP17s for the same patient ID Re-attending between 3 & 9 months - Children	543	837	64.9%	55.6%	61.1%	58.8%
% of FP17s for the same patient ID Re-attending between 3 & 9 months - Adults	49	91	53.8%	48.8%	52.4%	51.0%
% of FP17s for Band 1 Urgent Courses	13	872	1.5%	10.0%	9.5%	9.0%
% of FP17s Relating to Free Repair or Replacements	0	872	0.0%	0.5%	0.7%	0.8%
% of FP17s Relating to Continuations	0	872	0.0%	0.7%	0.8%	0.9%
% of Patients satisfied with the dentistry they have received	1	1	N/A	92.6%	93.1%	93.2%
% of Patients satisfied with the time they had to wait for an appointment	1	1	N/A	87.4%	87.8%	88.3%

* This is based on patients treated on this contract for their most recent course of treatment. Figures in italics indicate the base number of FP17s or Patient Questionnaire responses are less than 100. N/A is shown where the base number of responses is less than 10 during the period. % is calculated as Quantity/Base number*100

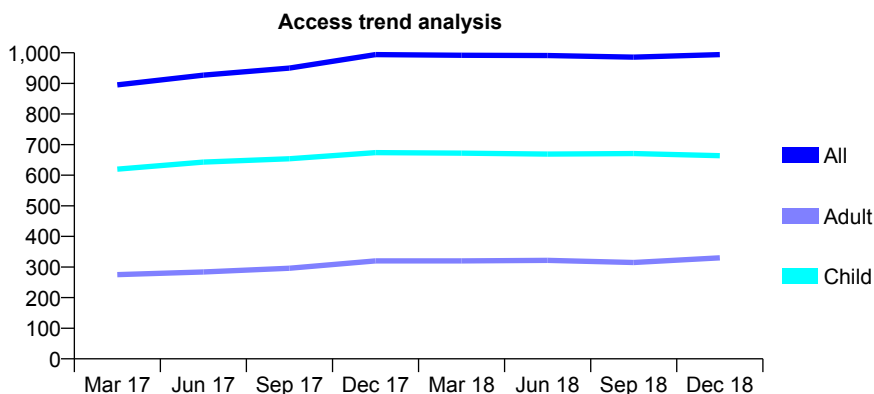
Q67 - Vital Signs At a Glance Contract Report for 913383/0001 - December 2018

Name or company name	MR TJ VAN DIEPEN
Contract type name	GDS Contract
Purpose of contract	General
Contract start date	01/04/2006
Contract end date	

18/19 Contracted general activity (UDA)	2,000
Carry forward general activity (UDA)	0
18/19 Contracted orthodontic activity (UOA)	0
Carry forward orthodontic activity (UOA)	0
Baseline contract value	£50,289.17

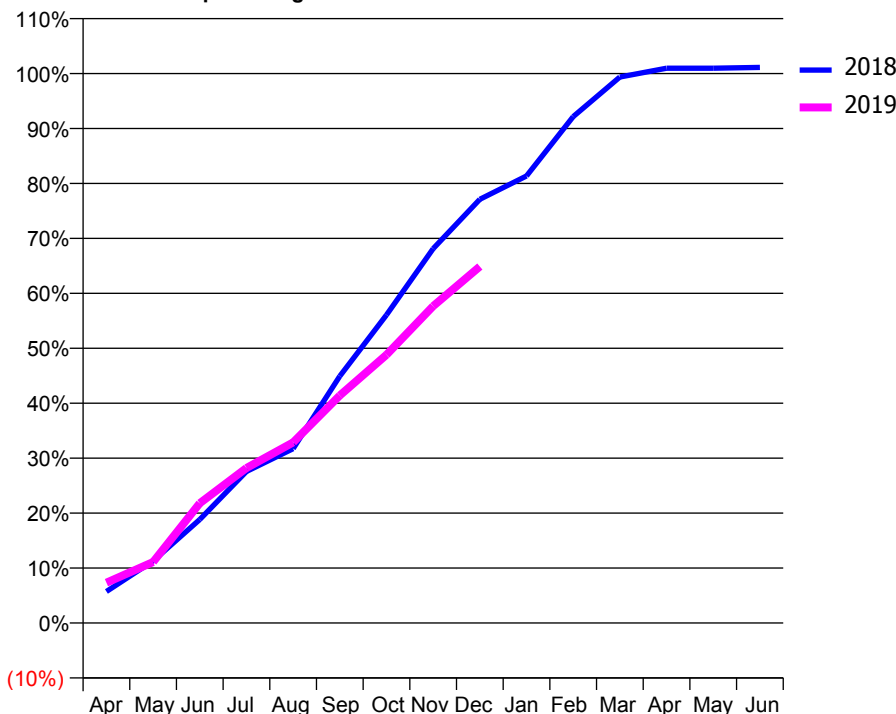
ACCESS*

Patients seen in 24 months	Total	Change since previous quarter
Quarter ending December 2017	994	
Quarter ending March 2018	992	→
Quarter ending June 2018	991	→
Quarter ending September 2018	986	→
Quarter ending December 2018	994	→
Variance since December 2017	0.0%	→



ACTIVITY

Cumulative percentage of contracted UDA delivered 2018 & 2019



Month	Adjusted Scheduled Activity (UDA)	
	2018	2019
April	115	147
May	226	222
June	377	436
July	551	564
August	634	657
September	899	828
October	1,122	976
November	1,363	1,154
December	1,542	1,298
January	1,627	
February	1,843	
March	1,987	
April	2,019	
May	2,019	
June	2,022	

QUALITY

	Quantity	Base Number	Contract	AT	Region	England
% of FP17s for the same patient ID Re-attending within 3 months - Children	18	750	2.4%	11.3%	11.3%	11.8%
% of FP17s for the same patient ID Re-attending within 3 months - Adults	25	231	10.8%	16.1%	15.3%	15.6%
% of FP17s for the same patient ID Re-attending between 3 & 9 months - Children	528	750	70.4%	55.6%	61.1%	58.8%
% of FP17s for the same patient ID Re-attending between 3 & 9 months - Adults	140	231	60.6%	48.8%	52.4%	51.0%
% of FP17s for Band 1 Urgent Courses	3	947	0.3%	10.0%	9.5%	9.0%
% of FP17s Relating to Free Repair or Replacements	0	947	0.0%	0.5%	0.7%	0.8%
% of FP17s Relating to Continuations	0	947	0.0%	0.7%	0.8%	0.9%
% of Patients satisfied with the dentistry they have received	0	0	N/A	92.6%	93.1%	93.2%
% of Patients satisfied with the time they had to wait for an appointment	0	0	N/A	87.4%	87.8%	88.3%

* This is based on patients treated on this contract for their most recent course of treatment. Figures in italics indicate the base number of FP17s or Patient Questionnaire responses are less than 100. N/A is shown where the base number of responses is less than 10 during the period. % is calculated as Quantity/Base number*100

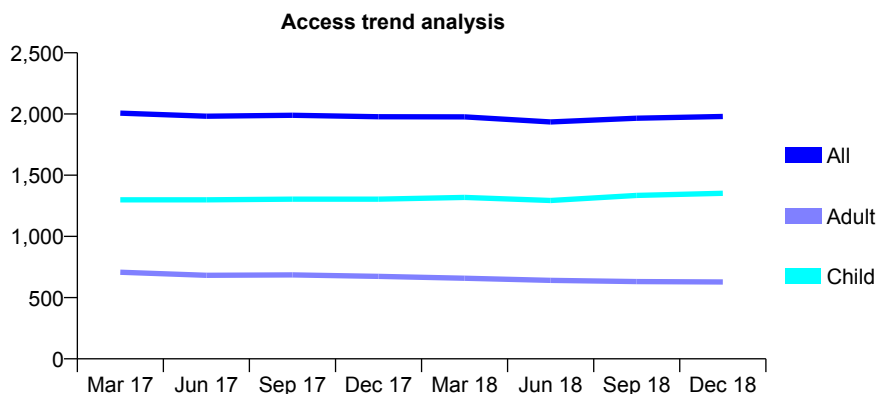
Q67 - Vital Signs At a Glance Contract Report for 913863/0001 - December 2018

Name or company name	MISS SP MEADS
Contract type name	GDS Contract
Purpose of contract	General
Contract start date	01/04/2006
Contract end date	

18/19 Contracted general activity (UDA)	5,213
Carry forward general activity (UDA)	0
18/19 Contracted orthodontic activity (UOA)	0
Carry forward orthodontic activity (UOA)	0
Baseline contract value	£132,519.11

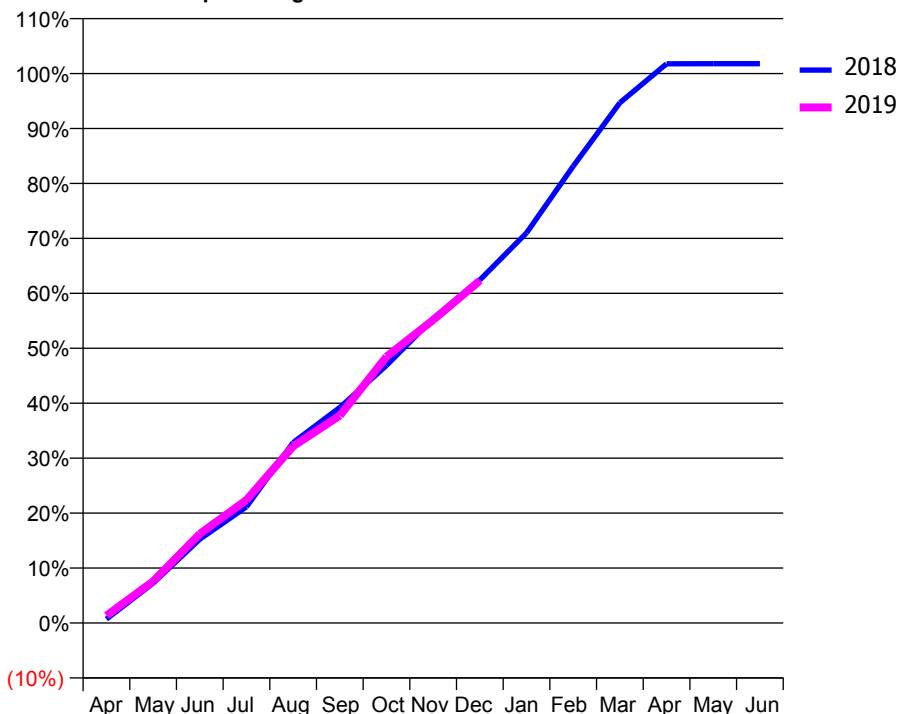
ACCESS*

Patients seen in 24 months	Total	Change since previous quarter
Quarter ending December 2017	1,978	
Quarter ending March 2018	1,977	→
Quarter ending June 2018	1,935	↓
Quarter ending September 2018	1,966	→
Quarter ending December 2018	1,980	→
Variance since December 2017	0.1%	→



ACTIVITY

Cumulative percentage of contracted UDA delivered 2018 & 2019



Month	Adjusted Scheduled Activity (UDA)	
	2018	2019
April	37	70
May	377	396
June	795	846
July	1,103	1,167
August	1,713	1,677
September	2,045	1,968
October	2,444	2,527
November	2,887	2,874
December	3,254	3,248
January	3,700	
February	4,333	
March	4,935	
April	5,305	
May	5,306	
June	5,306	

QUALITY

	Quantity	Base Number	Contract	AT	Region	England
% of FP17s for the same patient ID Re-attending within 3 months - Children	158	1,401	11.3%	11.3%	11.3%	11.8%
% of FP17s for the same patient ID Re-attending within 3 months - Adults	152	556	27.3%	16.1%	15.3%	15.6%
% of FP17s for the same patient ID Re-attending between 3 & 9 months - Children	765	1,401	54.6%	55.6%	61.1%	58.8%
% of FP17s for the same patient ID Re-attending between 3 & 9 months - Adults	236	556	42.4%	48.8%	52.4%	51.0%
% of FP17s for Band 1 Urgent Courses	126	1,785	7.1%	10.0%	9.5%	9.0%
% of FP17s Relating to Free Repair or Replacements	1	1,785	0.1%	0.5%	0.7%	0.8%
% of FP17s Relating to Continuations	0	1,785	0.0%	0.7%	0.8%	0.9%
% of Patients satisfied with the dentistry they have received	1	1	N/A	92.6%	93.1%	93.2%
% of Patients satisfied with the time they had to wait for an appointment	1	1	N/A	87.4%	87.8%	88.3%

* This is based on patients treated on this contract for their most recent course of treatment. Figures in italics indicate the base number of FP17s or Patient Questionnaire responses are less than 100. N/A is shown where the base number of responses is less than 10 during the period. % is calculated as Quantity/Base number*100

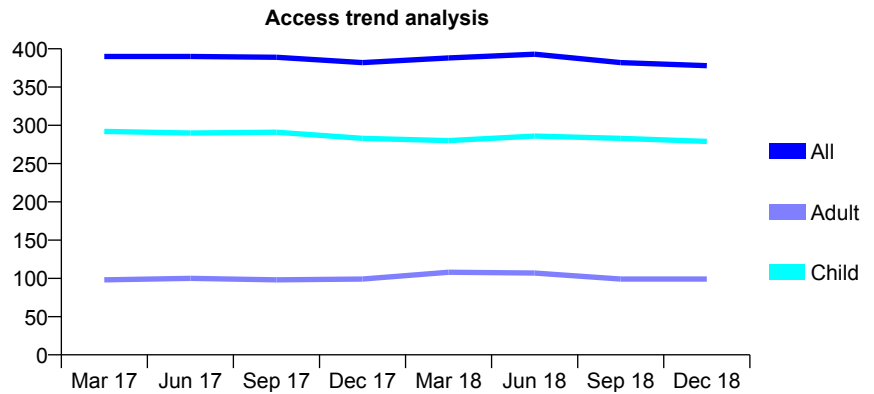
Q67 - Vital Signs At a Glance Contract Report for 914940/0001 - December 2018

Name or company name	MR JL RUPARELIA
Contract type name	GDS Contract
Purpose of contract	General
Contract start date	01/04/2006
Contract end date	

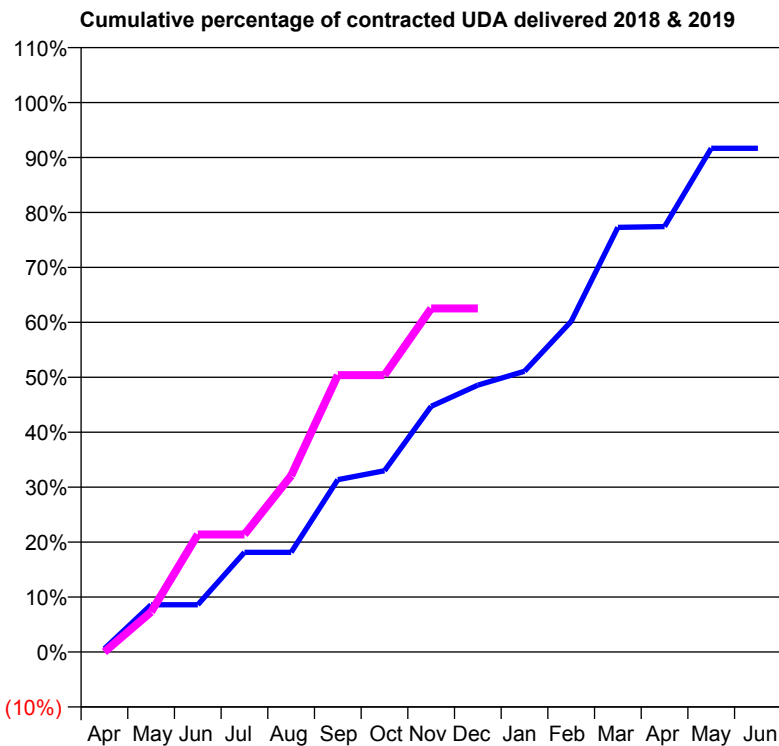
18/19 Contracted general activity (UDA)	618
Carry forward general activity (UDA)	0
18/19 Contracted orthodontic activity (UOA)	0
Carry forward orthodontic activity (UOA)	0
Baseline contract value	£15,539.36

ACCESS*

Patients seen in 24 months	Total	Change since previous quarter
Quarter ending December 2017	382	
Quarter ending March 2018	388	→
Quarter ending June 2018	393	→
Quarter ending September 2018	382	↓
Quarter ending December 2018	378	↓
Variance since December 2017	(1.0%)	↓



ACTIVITY



Month	Adjusted Scheduled Activity (UDA)	
	2018	2019
April	4	0
May	58	45
June	58	132
July	122	132
August	122	198
September	211	311
October	222	311
November	301	386
December	327	386
January	344	
February	406	
March	521	
April	522	
May	618	
June	618	

QUALITY

	Quantity	Base Number	Contract	AT	Region	England
% of FP17s for the same patient ID Re-attending within 3 months - Children	4	234	1.7%	11.3%	11.3%	11.8%
% of FP17s for the same patient ID Re-attending within 3 months - Adults	2	56	3.6%	16.1%	15.3%	15.6%
% of FP17s for the same patient ID Re-attending between 3 & 9 months - Children	126	234	53.8%	55.6%	61.1%	58.8%
% of FP17s for the same patient ID Re-attending between 3 & 9 months - Adults	17	56	30.4%	48.8%	52.4%	51.0%
% of FP17s for Band 1 Urgent Courses	2	245	0.8%	10.0%	9.5%	9.0%
% of FP17s Relating to Free Repair or Replacements	0	245	0.0%	0.5%	0.7%	0.8%
% of FP17s Relating to Continuations	0	245	0.0%	0.7%	0.8%	0.9%
% of Patients satisfied with the dentistry they have received	0	0	N/A	92.6%	93.1%	93.2%
% of Patients satisfied with the time they had to wait for an appointment	0	0	N/A	87.4%	87.8%	88.3%

* This is based on patients treated on this contract for their most recent course of treatment. Figures in italics indicate the base number of FP17s or Patient Questionnaire responses are less than 100. N/A is shown where the base number of responses is less than 10 during the period. % is calculated as Quantity/Base number*100

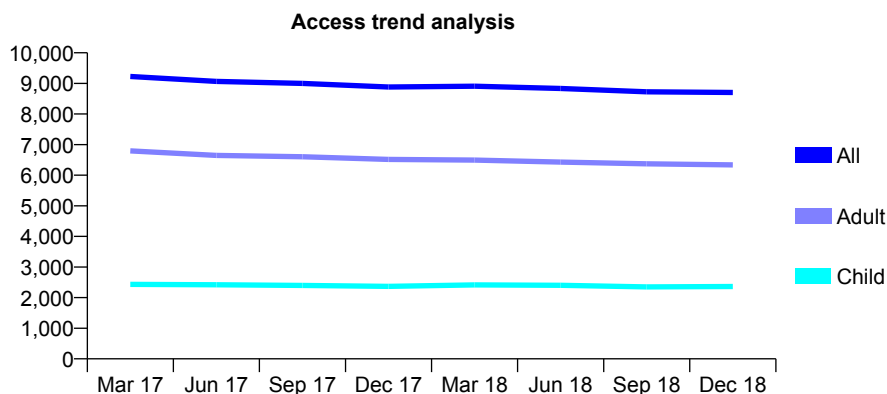
Q67 - Vital Signs At a Glance Contract Report for 915351/0002 - December 2018

Name or company name	MR MD HUGHES
Contract type name	GDS Contract
Purpose of contract	General
Contract start date	01/04/2012
Contract end date	

18/19 Contracted general activity (UDA)	31,257
Carry forward general activity (UDA)	120
18/19 Contracted orthodontic activity (UOA)	0
Carry forward orthodontic activity (UOA)	0
Baseline contract value	£794,580.82

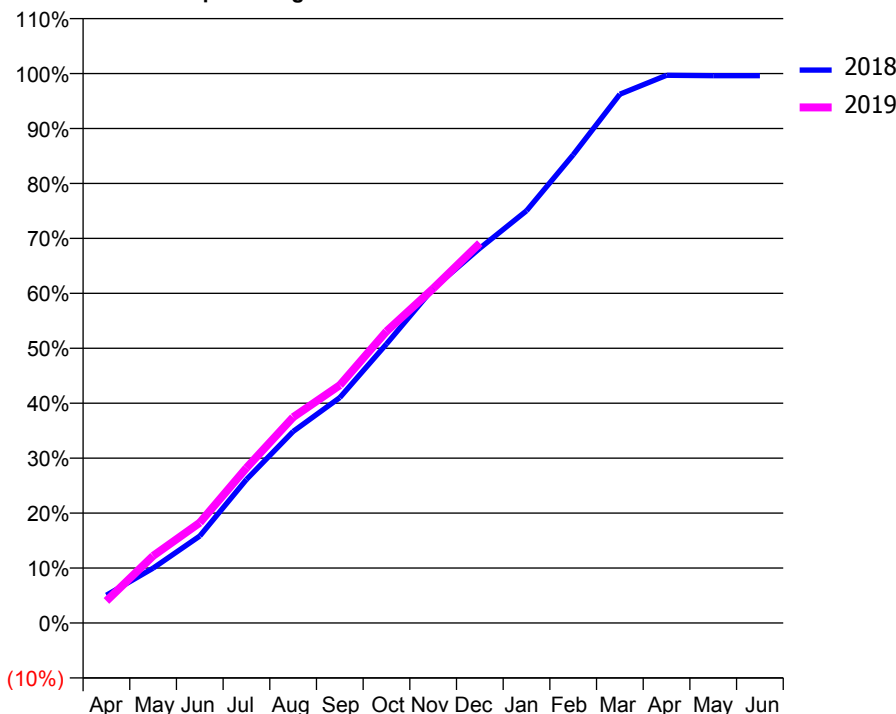
ACCESS*

Patients seen in 24 months	Total	Change since previous quarter
Quarter ending December 2017	8,884	
Quarter ending March 2018	8,910	→
Quarter ending June 2018	8,834	→
Quarter ending September 2018	8,724	↓
Quarter ending December 2018	8,704	→
Variance since December 2017	(2.0%)	↓



ACTIVITY

Cumulative percentage of contracted UDA delivered 2018 & 2019



Month	Adjusted Scheduled Activity (UDA)	
	2018	2019
April	1,580	1,252
May	3,124	3,817
June	4,951	5,709
July	8,168	8,826
August	10,893	11,704
September	12,820	13,531
October	15,868	16,596
November	19,029	19,024
December	21,316	21,608
January	23,451	
February	26,637	
March	30,079	
April	31,155	
May	31,137	
June	31,137	

QUALITY

	Quantity	Base Number	Contract	AT	Region	England
% of FP17s for the same patient ID Re-attending within 3 months - Children	101	2,321	4.4%	11.3%	11.3%	11.8%
% of FP17s for the same patient ID Re-attending within 3 months - Adults	710	6,146	11.6%	16.1%	15.3%	15.6%
% of FP17s for the same patient ID Re-attending between 3 & 9 months - Children	1,263	2,321	54.4%	55.6%	61.1%	58.8%
% of FP17s for the same patient ID Re-attending between 3 & 9 months - Adults	3,095	6,146	50.4%	48.8%	52.4%	51.0%
% of FP17s for Band 1 Urgent Courses	705	8,151	8.6%	10.0%	9.5%	9.0%
% of FP17s Relating to Free Repair or Replacements	41	8,151	0.5%	0.5%	0.7%	0.8%
% of FP17s Relating to Continuations	35	8,151	0.4%	0.7%	0.8%	0.9%
% of Patients satisfied with the dentistry they have received	1	1	N/A	92.6%	93.1%	93.2%
% of Patients satisfied with the time they had to wait for an appointment	1	1	N/A	87.4%	87.8%	88.3%

* This is based on patients treated on this contract for their most recent course of treatment. Figures in italics indicate the base number of FP17s or Patient Questionnaire responses are less than 100. N/A is shown where the base number of responses is less than 10 during the period. % is calculated as Quantity/Base number*100

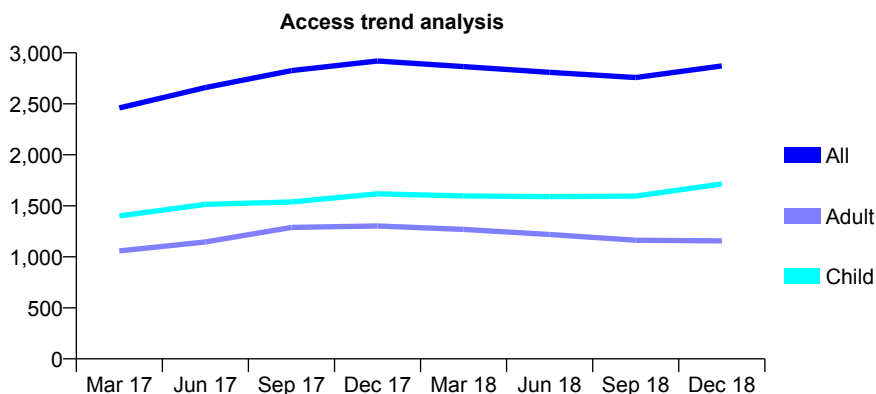
Q67 - Vital Signs At a Glance Contract Report for 915351/0003 - December 2018

Name or company name	MR MD HUGHES
Contract type name	GDS Contract
Purpose of contract	General
Contract start date	01/04/2012
Contract end date	

18/19 Contracted general activity (UDA)	8,700
Carry forward general activity (UDA)	175
18/19 Contracted orthodontic activity (UOA)	0
Carry forward orthodontic activity (UOA)	0
Baseline contract value	£509,040.16

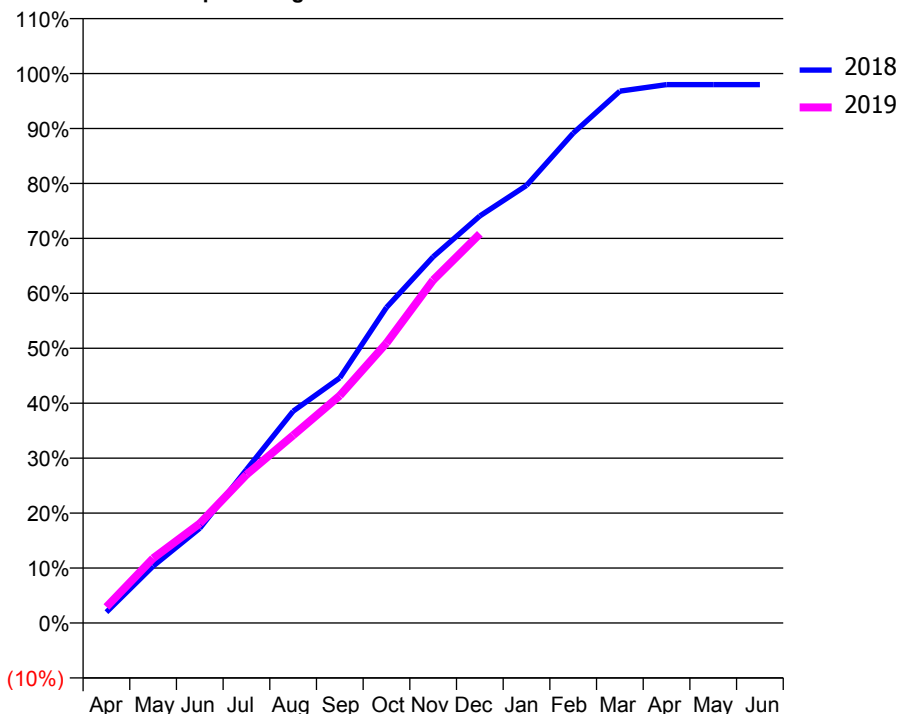
ACCESS*

Patients seen in 24 months	Total	Change since previous quarter
Quarter ending December 2017	2,920	
Quarter ending March 2018	2,865	↓
Quarter ending June 2018	2,809	↓
Quarter ending September 2018	2,758	↓
Quarter ending December 2018	2,871	↑
Variance since December 2017	(1.7%)	↓



ACTIVITY

Cumulative percentage of contracted UDA delivered 2018 & 2019



Adjusted Scheduled Activity (UDA)

Month	2018	2019
April	171	254
May	901	1,026
June	1,499	1,577
July	2,428	2,348
August	3,353	2,971
September	3,882	3,601
October	4,997	4,433
November	5,799	5,428
December	6,444	6,161
January	6,927	
February	7,756	
March	8,420	
April	8,524	
May	8,524	
June	8,524	

QUALITY

	Quantity	Base Number	Contract	AT	Region	England
% of FP17s for the same patient ID Re-attending within 3 months - Children	5	1,447	0.3%	11.3%	11.3%	11.8%
% of FP17s for the same patient ID Re-attending within 3 months - Adults	8	691	1.2%	16.1%	15.3%	15.6%
% of FP17s for the same patient ID Re-attending between 3 & 9 months - Children	2	1,447	0.1%	55.6%	61.1%	58.8%
% of FP17s for the same patient ID Re-attending between 3 & 9 months - Adults	2	691	0.3%	48.8%	52.4%	51.0%
% of FP17s for Band 1 Urgent Courses	0	2,102	0.0%	10.0%	9.5%	9.0%
% of FP17s Relating to Free Repair or Replacements	0	2,102	0.0%	0.5%	0.7%	0.8%
% of FP17s Relating to Continuations	0	2,102	0.0%	0.7%	0.8%	0.9%
% of Patients satisfied with the dentistry they have received	0	0	N/A	92.6%	93.1%	93.2%
% of Patients satisfied with the time they had to wait for an appointment	0	0	N/A	87.4%	87.8%	88.3%

* This is based on patients treated on this contract for their most recent course of treatment. Figures in italics indicate the base number of FP17s or Patient Questionnaire responses are less than 100. N/A is shown where the base number of responses is less than 10 during the period. % is calculated as Quantity/Base number*100

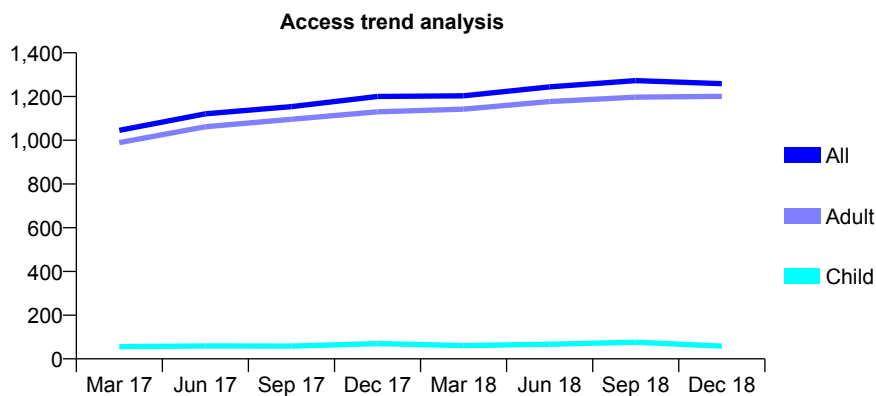
Q67 - Vital Signs At a Glance Contract Report for 915351/0004 - December 2018

Name or company name	MR MD HUGHES
Contract type name	GDS Contract
Purpose of contract	General
Contract start date	01/04/2012
Contract end date	

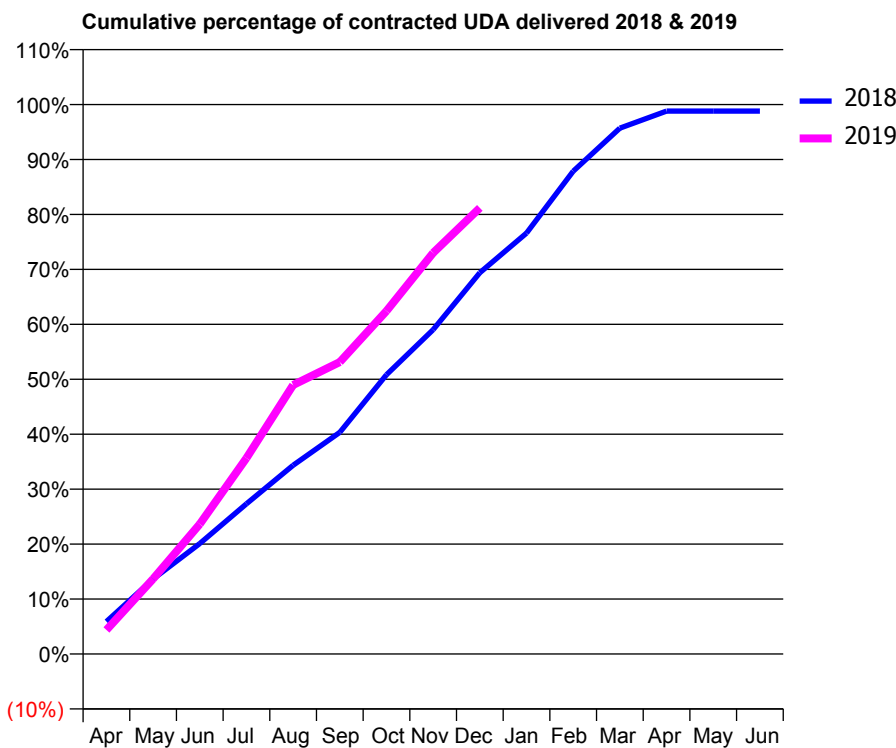
18/19 Contracted general activity (UDA)	3,354
Carry forward general activity (UDA)	40
18/19 Contracted orthodontic activity (UOA)	0
Carry forward orthodontic activity (UOA)	0
Baseline contract value	£255,435.95

ACCESS*

Patients seen in 24 months	Total	Change since previous quarter
Quarter ending December 2017	1,200	
Quarter ending March 2018	1,203	→
Quarter ending June 2018	1,244	↑
Quarter ending September 2018	1,273	↑
Quarter ending December 2018	1,259	↓
Variance since December 2017	4.9%	↑



ACTIVITY



Month	Adjusted Scheduled Activity (UDA)	
	2018	2019
April	198	147
May	458	459
June	674	793
July	917	1,196
August	1,152	1,642
September	1,353	1,782
October	1,705	2,094
November	1,980	2,449
December	2,327	2,723
January	2,569	
February	2,947	
March	3,210	
April	3,314	
May	3,314	
June	3,314	

QUALITY

	Quantity	Base Number	Contract	AT	Region	England
% of FP17s for the same patient ID Re-attending within 3 months - Children	0	76	0.0%	11.3%	11.3%	11.8%
% of FP17s for the same patient ID Re-attending within 3 months - Adults	3	889	0.3%	16.1%	15.3%	15.6%
% of FP17s for the same patient ID Re-attending between 3 & 9 months - Children	0	76	0.0%	55.6%	61.1%	58.8%
% of FP17s for the same patient ID Re-attending between 3 & 9 months - Adults	0	889	0.0%	48.8%	52.4%	51.0%
% of FP17s for Band 1 Urgent Courses	0	929	0.0%	10.0%	9.5%	9.0%
% of FP17s Relating to Free Repair or Replacements	0	929	0.0%	0.5%	0.7%	0.8%
% of FP17s Relating to Continuations	0	929	0.0%	0.7%	0.8%	0.9%
% of Patients satisfied with the dentistry they have received	1	1	N/A	92.6%	93.1%	93.2%
% of Patients satisfied with the time they had to wait for an appointment	1	1	N/A	87.4%	87.8%	88.3%

* This is based on patients treated on this contract for their most recent course of treatment. Figures in italics indicate the base number of FP17s or Patient Questionnaire responses are less than 100. N/A is shown where the base number of responses is less than 10 during the period. % is calculated as Quantity/Base number*100

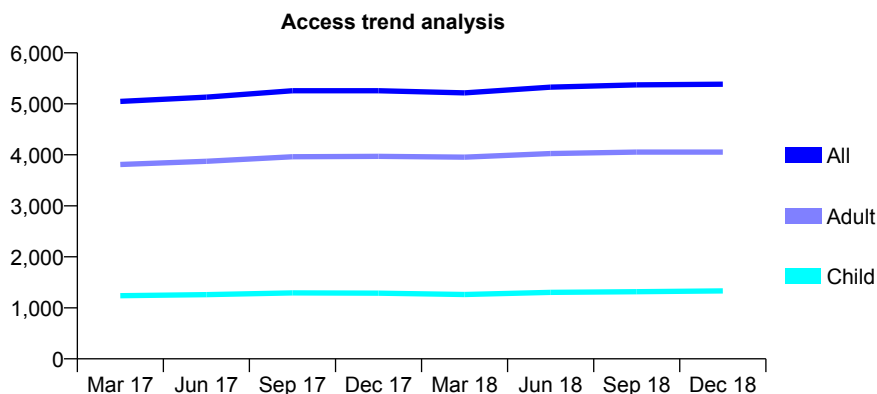
Q67 - Vital Signs At a Glance Contract Report for 915351/0005 - December 2018

Name or company name	Wigmore Dental Practice
Contract type name	GDS Contract
Purpose of contract	General
Contract start date	01/04/2012
Contract end date	

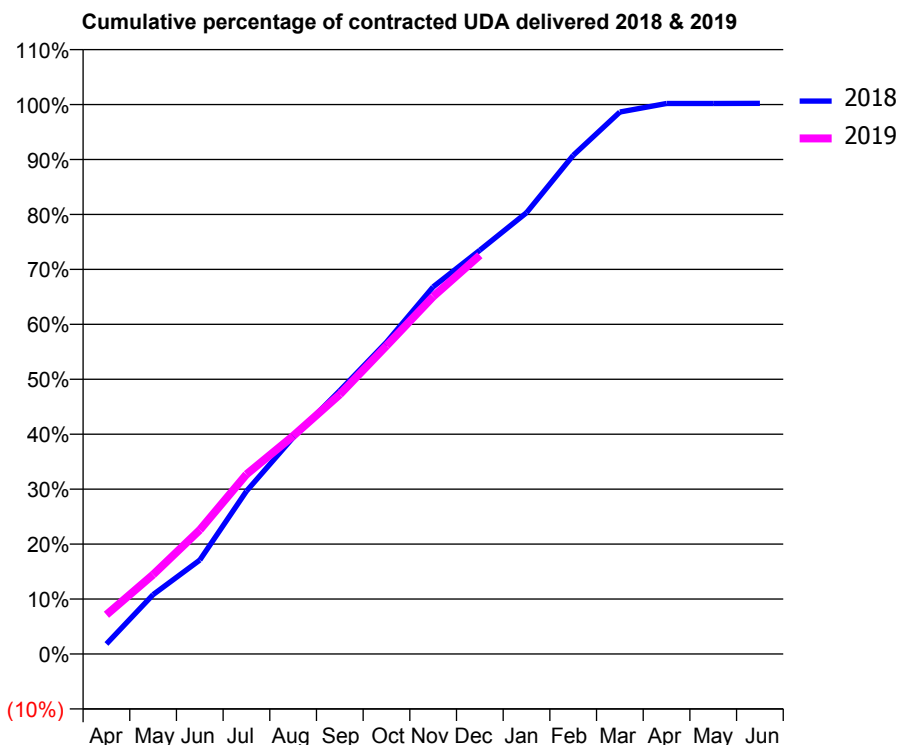
18/19 Contracted general activity (UDA)	15,298
Carry forward general activity (UDA)	0
18/19 Contracted orthodontic activity (UOA)	0
Carry forward orthodontic activity (UOA)	0
Baseline contract value	£388,888.81

ACCESS*

Patients seen in 24 months	Total	Change since previous quarter
Quarter ending December 2017	5,257	
Quarter ending March 2018	5,214	→
Quarter ending June 2018	5,328	↑
Quarter ending September 2018	5,370	→
Quarter ending December 2018	5,385	→
Variance since December 2017	2.4%	↑



ACTIVITY



Month	Adjusted Scheduled Activity (UDA)	
	2018	2019
April	282	1,093
May	1,653	2,211
June	2,617	3,456
July	4,533	5,003
August	6,028	6,071
September	7,335	7,227
October	8,682	8,579
November	10,222	9,953
December	11,244	11,101
January	12,285	
February	13,883	
March	15,090	
April	15,326	
May	15,327	
June	15,330	

QUALITY

	Quantity	Base Number	Contract	AT	Region	England
% of FP17s for the same patient ID Re-attending within 3 months - Children	88	1,583	5.6%	11.3%	11.3%	11.8%
% of FP17s for the same patient ID Re-attending within 3 months - Adults	403	4,490	9.0%	16.1%	15.3%	15.6%
% of FP17s for the same patient ID Re-attending between 3 & 9 months - Children	969	1,583	61.2%	55.6%	61.1%	58.8%
% of FP17s for the same patient ID Re-attending between 3 & 9 months - Adults	2,874	4,490	64.0%	48.8%	52.4%	51.0%
% of FP17s for Band 1 Urgent Courses	490	5,914	8.3%	10.0%	9.5%	9.0%
% of FP17s Relating to Free Repair or Replacements	17	5,914	0.3%	0.5%	0.7%	0.8%
% of FP17s Relating to Continuations	2	5,914	0.0%	0.7%	0.8%	0.9%
% of Patients satisfied with the dentistry they have received	4	4	N/A	92.6%	93.1%	93.2%
% of Patients satisfied with the time they had to wait for an appointment	4	4	N/A	87.4%	87.8%	88.3%

* This is based on patients treated on this contract for their most recent course of treatment. Figures in italics indicate the base number of FP17s or Patient Questionnaire responses are less than 100. N/A is shown where the base number of responses is less than 10 during the period. % is calculated as Quantity/Base number*100

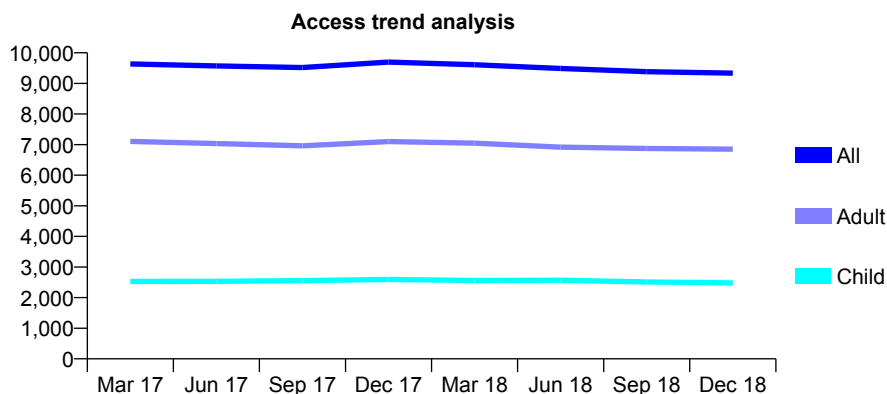
Q67 - Vital Signs At a Glance Contract Report for 915351/0006 - December 2018

Name or company name	Dental Healthcare Practice
Contract type name	GDS Contract
Purpose of contract	General
Contract start date	01/04/2012
Contract end date	

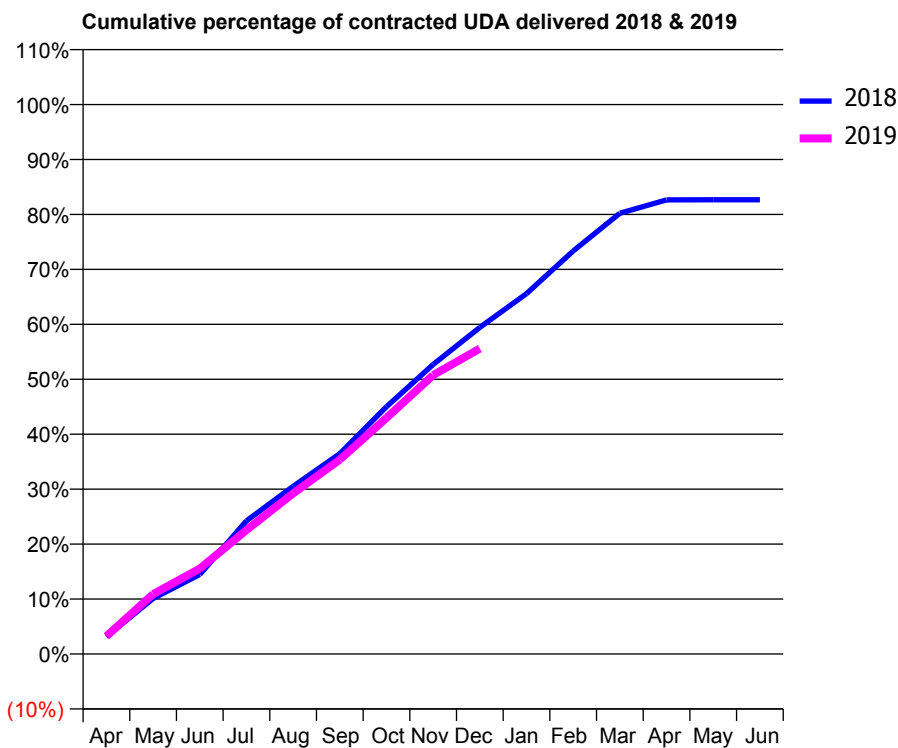
18/19 Contracted general activity (UDA)	31,442
Carry forward general activity (UDA)	0
18/19 Contracted orthodontic activity (UOA)	0
Carry forward orthodontic activity (UOA)	0
Baseline contract value	£927,251.91

ACCESS*

Patients seen in 24 months	Total	Change since previous quarter
Quarter ending December 2017	9,696	
Quarter ending March 2018	9,610	→
Quarter ending June 2018	9,488	↓
Quarter ending September 2018	9,385	↓
Quarter ending December 2018	9,334	→
Variance since December 2017	(3.7%)	↓



ACTIVITY



Month	Adjusted Scheduled Activity (UDA)	
	2018	2019
April	991	1,020
May	3,174	3,426
June	4,551	4,888
July	7,618	7,090
August	9,592	9,190
September	11,466	11,118
October	14,152	13,507
November	16,571	15,958
December	18,688	17,478
January	20,622	
February	23,065	
March	25,218	
April	25,980	
May	25,993	
June	25,993	

QUALITY

	Quantity	Base Number	Contract	AT	Region	England
% of FP17s for the same patient ID Re-attending within 3 months - Children	146	1,894	7.7%	11.3%	11.3%	11.8%
% of FP17s for the same patient ID Re-attending within 3 months - Adults	780	5,610	13.9%	16.1%	15.3%	15.6%
% of FP17s for the same patient ID Re-attending between 3 & 9 months - Children	573	1,894	30.3%	55.6%	61.1%	58.8%
% of FP17s for the same patient ID Re-attending between 3 & 9 months - Adults	2,338	5,610	41.7%	48.8%	52.4%	51.0%
% of FP17s for Band 1 Urgent Courses	833	7,213	11.5%	10.0%	9.5%	9.0%
% of FP17s Relating to Free Repair or Replacements	50	7,213	0.7%	0.5%	0.7%	0.8%
% of FP17s Relating to Continuations	124	7,213	1.7%	0.7%	0.8%	0.9%
% of Patients satisfied with the dentistry they have received	2	2	N/A	92.6%	93.1%	93.2%
% of Patients satisfied with the time they had to wait for an appointment	2	2	N/A	87.4%	87.8%	88.3%

* This is based on patients treated on this contract for their most recent course of treatment. Figures in italics indicate the base number of FP17s or Patient Questionnaire responses are less than 100. N/A is shown where the base number of responses is less than 10 during the period. % is calculated as Quantity/Base number*100

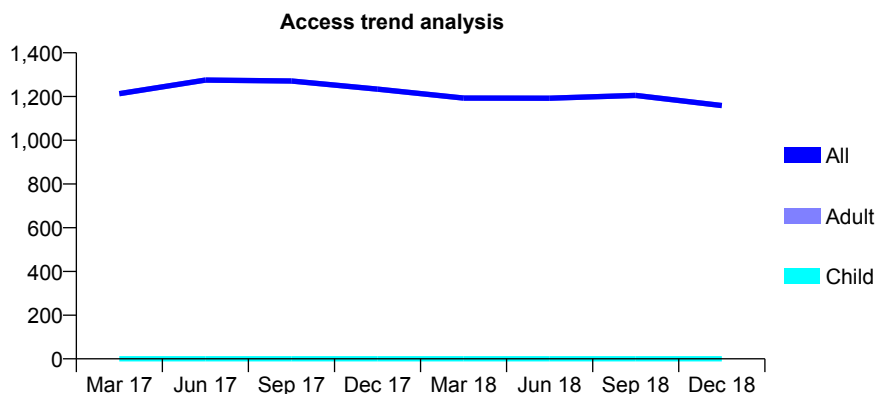
Q67 - Vital Signs At a Glance Contract Report for 921351/0001 - December 2018

Name or company name	MR PK CHOPRA
Contract type name	GDS Contract
Purpose of contract	General
Contract start date	01/04/2006
Contract end date	

18/19 Contracted general activity (UDA)	3,981
Carry forward general activity (UDA)	0
18/19 Contracted orthodontic activity (UOA)	0
Carry forward orthodontic activity (UOA)	0
Baseline contract value	£115,158.51

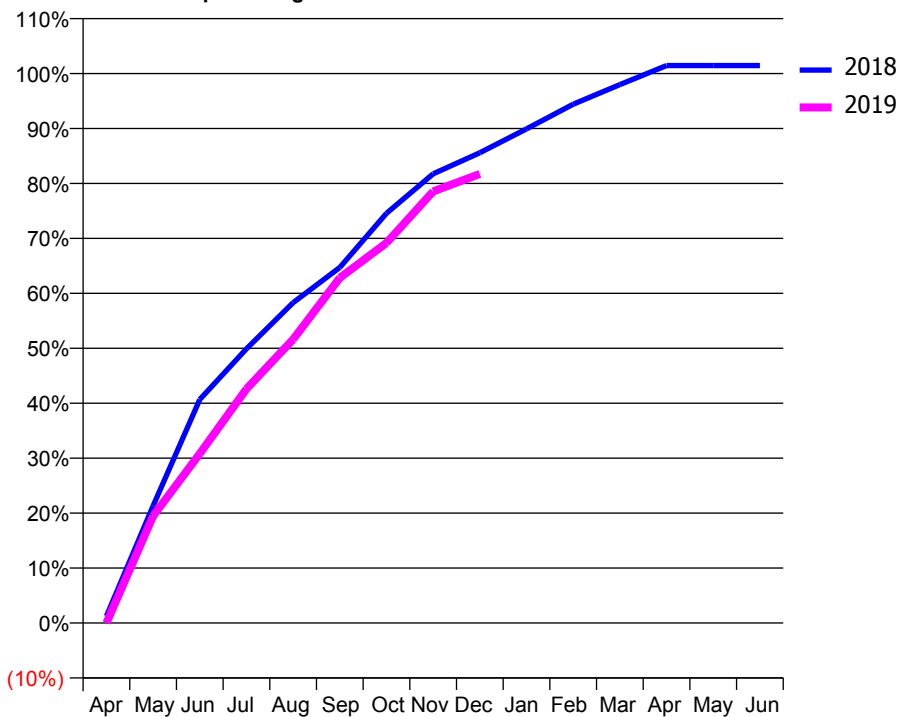
ACCESS*

Patients seen in 24 months	Total	Change since previous quarter
Quarter ending December 2017	1,234	
Quarter ending March 2018	1,193	↓
Quarter ending June 2018	1,192	→
Quarter ending September 2018	1,205	→
Quarter ending December 2018	1,159	↓
Variance since December 2017	(6.1%)	↓



ACTIVITY

Cumulative percentage of contracted UDA delivered 2018 & 2019



Month	Adjusted Scheduled Activity (UDA)	
	2018	2019
April	50	0
May	849	775
June	1,620	1,228
July	1,987	1,696
August	2,321	2,055
September	2,576	2,500
October	2,968	2,754
November	3,254	3,127
December	3,407	3,253
January	3,580	
February	3,759	
March	3,901	
April	4,039	
May	4,039	
June	4,039	

QUALITY

	Quantity	Base Number	Contract	AT	Region	England
% of FP17s for the same patient ID Re-attending within 3 months - Children	0	0	N/A	11.3%	11.3%	11.8%
% of FP17s for the same patient ID Re-attending within 3 months - Adults	50	734	6.8%	16.1%	15.3%	15.6%
% of FP17s for the same patient ID Re-attending between 3 & 9 months - Children	0	0	N/A	55.6%	61.1%	58.8%
% of FP17s for the same patient ID Re-attending between 3 & 9 months - Adults	53	734	7.2%	48.8%	52.4%	51.0%
% of FP17s for Band 1 Urgent Courses	244	678	36.0%	10.0%	9.5%	9.0%
% of FP17s Relating to Free Repair or Replacements	0	678	0.0%	0.5%	0.7%	0.8%
% of FP17s Relating to Continuations	0	678	0.0%	0.7%	0.8%	0.9%
% of Patients satisfied with the dentistry they have received	1	1	N/A	92.6%	93.1%	93.2%
% of Patients satisfied with the time they had to wait for an appointment	0	1	N/A	87.4%	87.8%	88.3%

* This is based on patients treated on this contract for their most recent course of treatment. Figures in italics indicate the base number of FP17s or Patient Questionnaire responses are less than 100. N/A is shown where the base number of responses is less than 10 during the period. % is calculated as Quantity/Base number*100

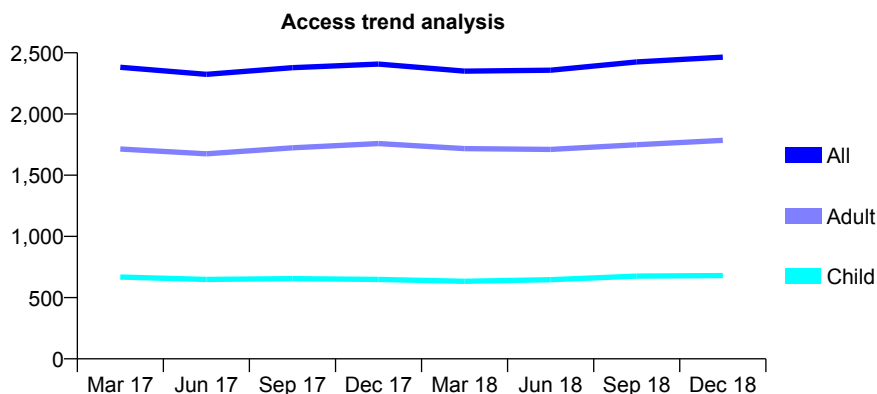
Q67 - Vital Signs At a Glance Contract Report for 921351/0002 - December 2018

Name or company name	MR PK CHOPRA
Contract type name	GDS Contract
Purpose of contract	General
Contract start date	01/04/2006
Contract end date	

18/19 Contracted general activity (UDA)	5,422
Carry forward general activity (UDA)	0
18/19 Contracted orthodontic activity (UOA)	0
Carry forward orthodontic activity (UOA)	0
Baseline contract value	£136,333.92

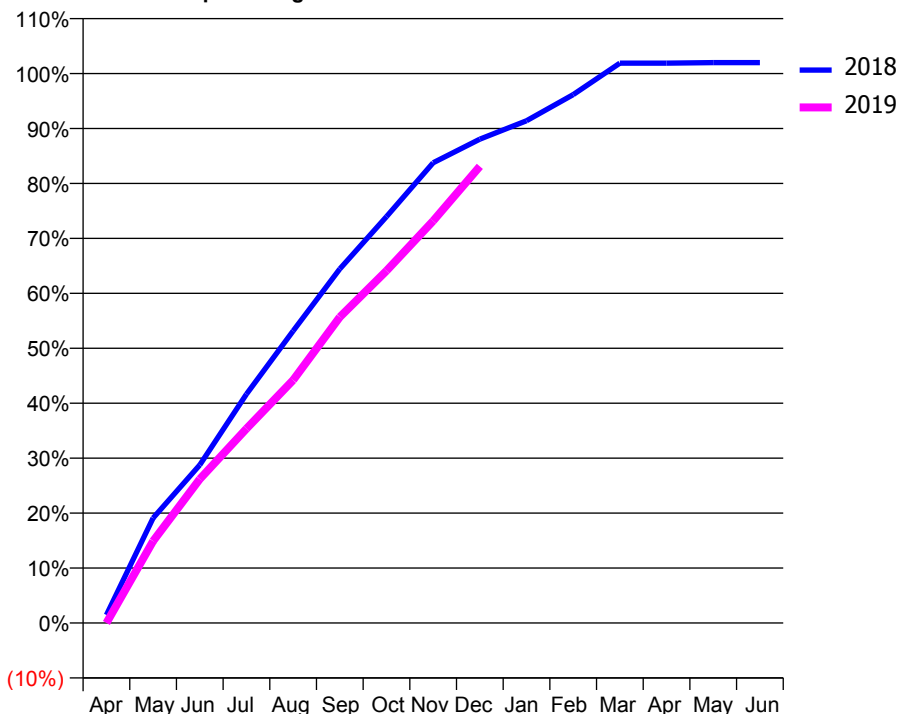
ACCESS*

Patients seen in 24 months	Total	Change since previous quarter
Quarter ending December 2017	2,408	
Quarter ending March 2018	2,350	↓
Quarter ending June 2018	2,358	→
Quarter ending September 2018	2,425	↑
Quarter ending December 2018	2,465	→
Variance since December 2017	2.4%	↑



ACTIVITY

Cumulative percentage of contracted UDA delivered 2018 & 2019



Month	Adjusted Scheduled Activity (UDA)	
	2018	2019
April	79	0
May	1,036	809
June	1,560	1,421
July	2,259	1,917
August	2,882	2,396
September	3,494	3,020
October	4,009	3,476
November	4,542	3,968
December	4,774	4,505
January	4,956	
February	5,214	
March	5,525	
April	5,525	
May	5,529	
June	5,529	

QUALITY

	Quantity	Base Number	Contract	AT	Region	England
% of FP17s for the same patient ID Re-attending within 3 months - Children	49	729	6.7%	11.3%	11.3%	11.8%
% of FP17s for the same patient ID Re-attending within 3 months - Adults	134	1,522	8.8%	16.1%	15.3%	15.6%
% of FP17s for the same patient ID Re-attending between 3 & 9 months - Children	422	729	57.9%	55.6%	61.1%	58.8%
% of FP17s for the same patient ID Re-attending between 3 & 9 months - Adults	542	1,522	35.6%	48.8%	52.4%	51.0%
% of FP17s for Band 1 Urgent Courses	201	2,246	8.9%	10.0%	9.5%	9.0%
% of FP17s Relating to Free Repair or Replacements	10	2,246	0.4%	0.5%	0.7%	0.8%
% of FP17s Relating to Continuations	3	2,246	0.1%	0.7%	0.8%	0.9%
% of Patients satisfied with the dentistry they have received	8	8	N/A	92.6%	93.1%	93.2%
% of Patients satisfied with the time they had to wait for an appointment	6	8	N/A	87.4%	87.8%	88.3%

* This is based on patients treated on this contract for their most recent course of treatment. Figures in italics indicate the base number of FP17s or Patient Questionnaire responses are less than 100. N/A is shown where the base number of responses is less than 10 during the period. % is calculated as Quantity/Base number*100

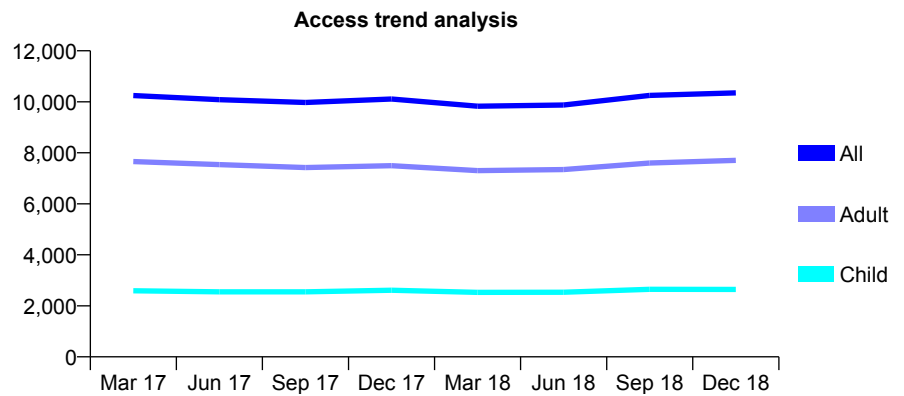
Q67 - Vital Signs At a Glance Contract Report for 921351/0003 - December 2018

Name or company name	MR PK CHOPRA
Contract type name	GDS Contract
Purpose of contract	General
Contract start date	01/04/2006
Contract end date	

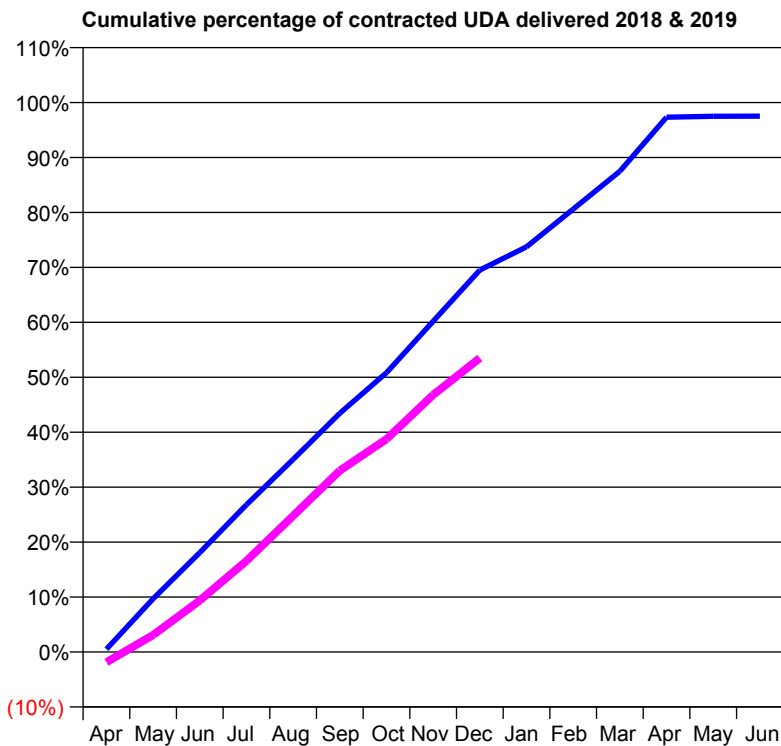
18/19 Contracted general activity (UDA)	33,324
Carry forward general activity (UDA)	626
18/19 Contracted orthodontic activity (UOA)	0
Carry forward orthodontic activity (UOA)	0
Baseline contract value	£918,352.89

ACCESS*

Patients seen in 24 months	Total	Change since previous quarter
Quarter ending December 2017	10,110	
Quarter ending March 2018	9,829	↓
Quarter ending June 2018	9,877	→
Quarter ending September 2018	10,249	↑
Quarter ending December 2018	10,350	→
Variance since December 2017	2.4%	↑



ACTIVITY



Month	Adjusted Scheduled Activity (UDA)	
	2018	2019
April	135	-626
May	2,453	1,027
June	4,581	3,125
July	6,787	5,525
August	8,878	8,264
September	11,004	10,999
October	12,872	12,907
November	15,242	15,599
December	17,605	17,823
January	18,674	
February	20,414	
March	22,157	
April	24,644	
May	24,689	
June	24,698	

QUALITY

	Quantity	Base Number	Contract	AT	Region	England
% of FP17s for the same patient ID Re-attending within 3 months - Children	182	2,785	6.5%	11.3%	11.3%	11.8%
% of FP17s for the same patient ID Re-attending within 3 months - Adults	1,078	8,581	12.6%	16.1%	15.3%	15.6%
% of FP17s for the same patient ID Re-attending between 3 & 9 months - Children	1,257	2,785	45.1%	55.6%	61.1%	58.8%
% of FP17s for the same patient ID Re-attending between 3 & 9 months - Adults	4,076	8,581	47.5%	48.8%	52.4%	51.0%
% of FP17s for Band 1 Urgent Courses	1,037	9,770	10.6%	10.0%	9.5%	9.0%
% of FP17s Relating to Free Repair or Replacements	35	9,770	0.4%	0.5%	0.7%	0.8%
% of FP17s Relating to Continuations	23	9,770	0.2%	0.7%	0.8%	0.9%
% of Patients satisfied with the dentistry they have received	5	5	N/A	92.6%	93.1%	93.2%
% of Patients satisfied with the time they had to wait for an appointment	5	5	N/A	87.4%	87.8%	88.3%

* This is based on patients treated on this contract for their most recent course of treatment. Figures in italics indicate the base number of FP17s or Patient Questionnaire responses are less than 100. N/A is shown where the base number of responses is less than 10 during the period. % is calculated as Quantity/Base number*100

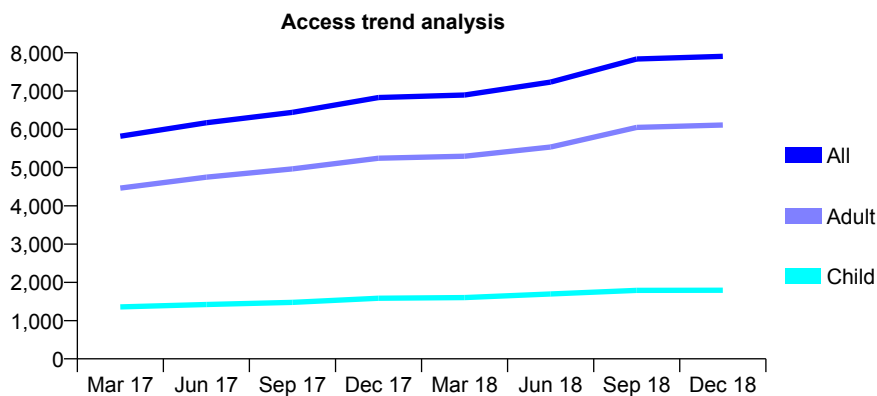
Q67 - Vital Signs At a Glance Contract Report for 921351/0013 - December 2018

Name or company name	MR PK CHOPRA
Contract type name	GDS Contract
Purpose of contract	General
Contract start date	01/04/2009
Contract end date	

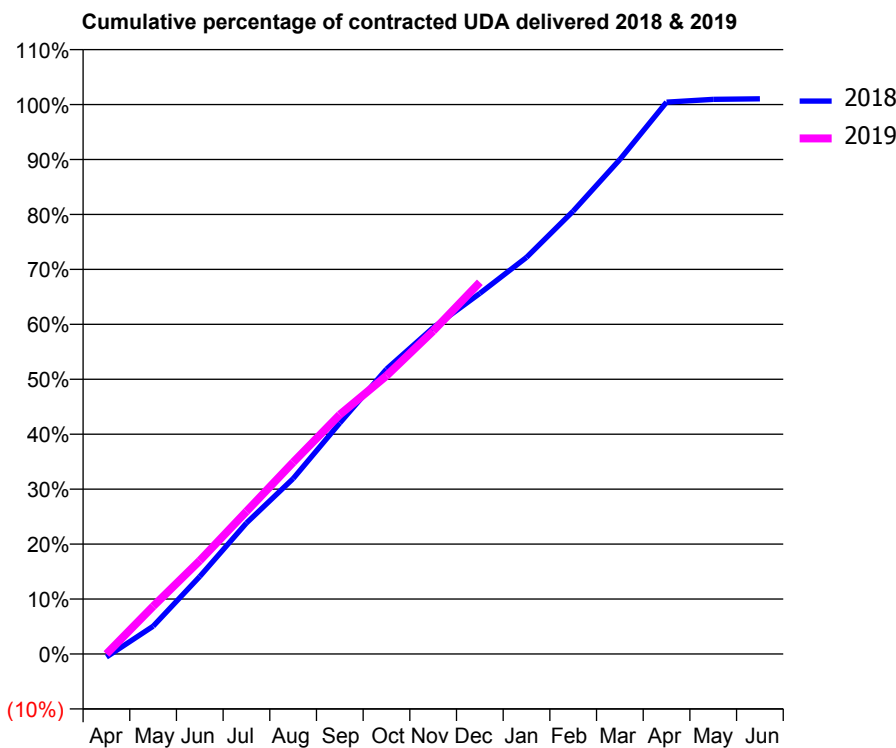
18/19 Contracted general activity (UDA)	24,000
Carry forward general activity (UDA)	0
18/19 Contracted orthodontic activity (UOA)	0
Carry forward orthodontic activity (UOA)	0
Baseline contract value	£511,814.80

ACCESS*

Patients seen in 24 months	Total	Change since previous quarter
Quarter ending December 2017	6,830	
Quarter ending March 2018	6,897	→
Quarter ending June 2018	7,234	↑
Quarter ending September 2018	7,839	↑
Quarter ending December 2018	7,906	→
Variance since December 2017	15.8%	↑



ACTIVITY



Month	Adjusted Scheduled Activity (UDA)	
	2018	2019
April	-105	0
May	909	2,083
June	2,539	4,081
July	4,291	6,230
August	5,747	8,374
September	7,568	10,458
October	9,333	12,152
November	10,691	14,108
December	11,814	16,237
January	12,993	
February	14,507	
March	16,200	
April	18,077	
May	18,171	
June	18,186	

QUALITY

	Quantity	Base Number	Contract	AT	Region	England
% of FP17s for the same patient ID Re-attending within 3 months - Children	139	1,604	8.7%	11.3%	11.3%	11.8%
% of FP17s for the same patient ID Re-attending within 3 months - Adults	898	6,137	14.6%	16.1%	15.3%	15.6%
% of FP17s for the same patient ID Re-attending between 3 & 9 months - Children	543	1,604	33.9%	55.6%	61.1%	58.8%
% of FP17s for the same patient ID Re-attending between 3 & 9 months - Adults	2,026	6,137	33.0%	48.8%	52.4%	51.0%
% of FP17s for Band 1 Urgent Courses	1,157	6,941	16.7%	10.0%	9.5%	9.0%
% of FP17s Relating to Free Repair or Replacements	52	6,941	0.7%	0.5%	0.7%	0.8%
% of FP17s Relating to Continuations	29	6,941	0.4%	0.7%	0.8%	0.9%
% of Patients satisfied with the dentistry they have received	3	3	N/A	92.6%	93.1%	93.2%
% of Patients satisfied with the time they had to wait for an appointment	3	3	N/A	87.4%	87.8%	88.3%

* This is based on patients treated on this contract for their most recent course of treatment. Figures in italics indicate the base number of FP17s or Patient Questionnaire responses are less than 100. N/A is shown where the base number of responses is less than 10 during the period. % is calculated as Quantity/Base number*100

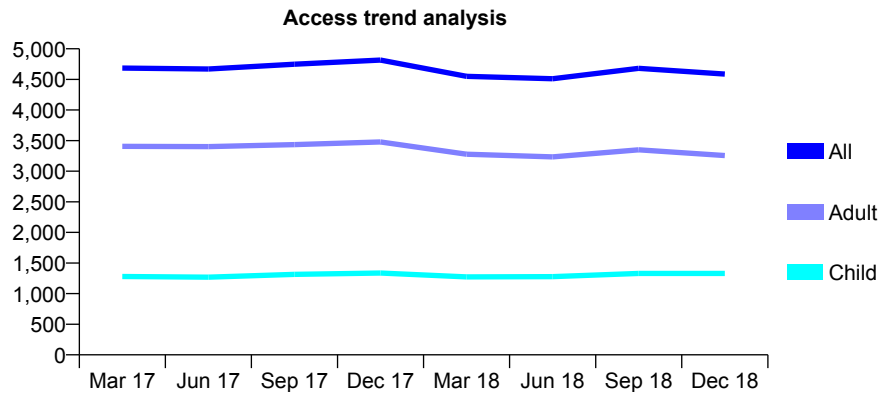
Q67 - Vital Signs At a Glance Contract Report for 921351/0014 - December 2018

Name or company name	MR PK CHOPRA
Contract type name	GDS Contract
Purpose of contract	General
Contract start date	01/04/2009
Contract end date	

18/19 Contracted general activity (UDA)	12,500
Carry forward general activity (UDA)	0
18/19 Contracted orthodontic activity (UOA)	0
Carry forward orthodontic activity (UOA)	0
Baseline contract value	£247,488.96

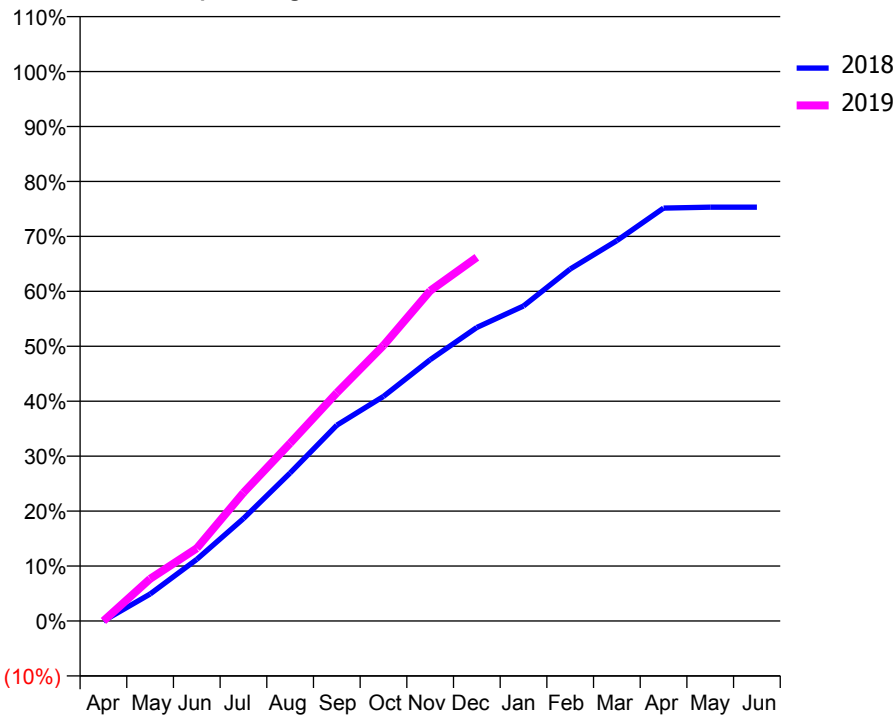
ACCESS*

Patients seen in 24 months	Total	Change since previous quarter
Quarter ending December 2017	4,816	
Quarter ending March 2018	4,551	↓
Quarter ending June 2018	4,511	→
Quarter ending September 2018	4,680	↑
Quarter ending December 2018	4,588	↓
Variance since December 2017	(4.7%)	↓



ACTIVITY

Cumulative percentage of contracted UDA delivered 2018 & 2019



Month	Adjusted Scheduled Activity (UDA)	
	2018	2019
April	0	0
May	738	961
June	1,682	1,655
July	2,796	2,920
August	4,044	4,045
September	5,346	5,193
October	6,132	6,269
November	7,133	7,511
December	8,012	8,273
January	8,600	
February	9,607	
March	10,381	
April	11,270	
May	11,297	
June	11,297	

QUALITY

	Quantity	Base Number	Contract	AT	Region	England
% of FP17s for the same patient ID Re-attending within 3 months - Children	53	1,163	4.6%	11.3%	11.3%	11.8%
% of FP17s for the same patient ID Re-attending within 3 months - Adults	277	2,965	9.3%	16.1%	15.3%	15.6%
% of FP17s for the same patient ID Re-attending between 3 & 9 months - Children	383	1,163	32.9%	55.6%	61.1%	58.8%
% of FP17s for the same patient ID Re-attending between 3 & 9 months - Adults	1,121	2,965	37.8%	48.8%	52.4%	51.0%
% of FP17s for Band 1 Urgent Courses	642	3,723	17.2%	10.0%	9.5%	9.0%
% of FP17s Relating to Free Repair or Replacements	14	3,723	0.4%	0.5%	0.7%	0.8%
% of FP17s Relating to Continuations	5	3,723	0.1%	0.7%	0.8%	0.9%
% of Patients satisfied with the dentistry they have received	5	5	N/A	92.6%	93.1%	93.2%
% of Patients satisfied with the time they had to wait for an appointment	5	5	N/A	87.4%	87.8%	88.3%

* This is based on patients treated on this contract for their most recent course of treatment. Figures in italics indicate the base number of FP17s or Patient Questionnaire responses are less than 100. N/A is shown where the base number of responses is less than 10 during the period. % is calculated as Quantity/Base number*100

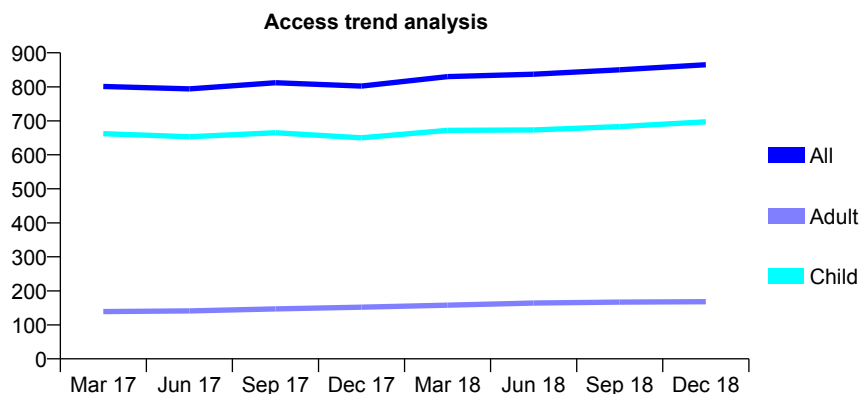
Q67 - Vital Signs At a Glance Contract Report for 921882/0001 - December 2018

Name or company name	MR PM NEWMAN
Contract type name	GDS Contract
Purpose of contract	General
Contract start date	01/04/2006
Contract end date	

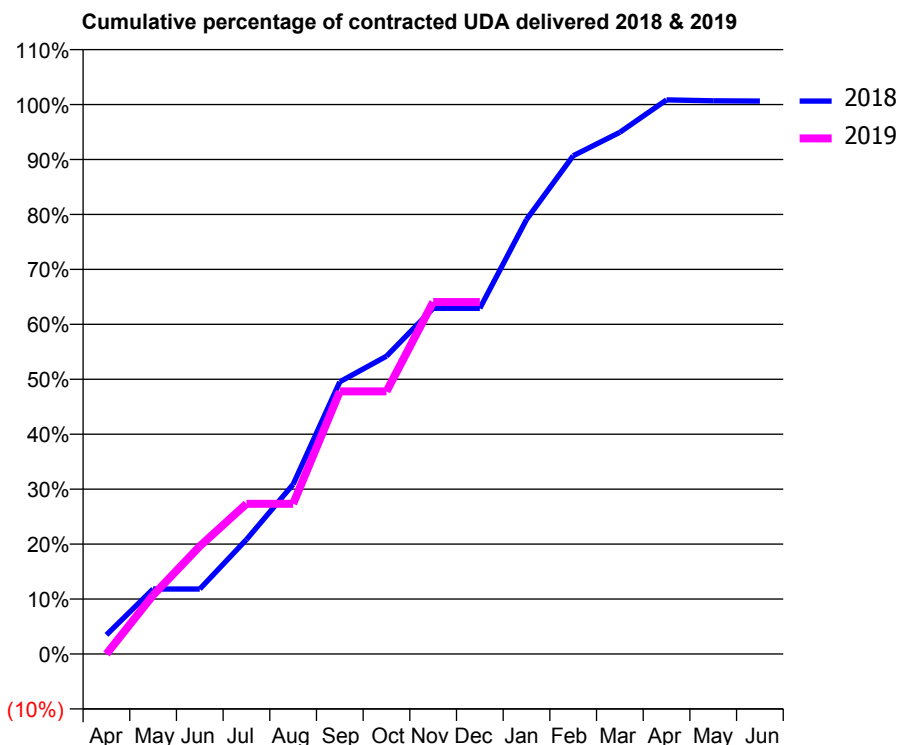
18/19 Contracted general activity (UDA)	1,786
Carry forward general activity (UDA)	0
18/19 Contracted orthodontic activity (UOA)	0
Carry forward orthodontic activity (UOA)	0
Baseline contract value	£44,908.22

ACCESS*

Patients seen in 24 months	Total	Change since previous quarter
Quarter ending December 2017	802	
Quarter ending March 2018	830	↑
Quarter ending June 2018	837	→
Quarter ending September 2018	850	→
Quarter ending December 2018	865	→
Variance since December 2017	7.9%	↑



ACTIVITY



Month	Adjusted Scheduled Activity (UDA)	
	2018	2019
April	62	0
May	211	191
June	211	351
July	372	488
August	551	488
September	885	854
October	968	854
November	1,124	1,144
December	1,124	1,144
January	1,412	
February	1,620	
March	1,696	
April	1,801	
May	1,798	
June	1,797	

QUALITY

	Quantity	Base Number	Contract	AT	Region	England
% of FP17s for the same patient ID Re-attending within 3 months - Children	74	846	8.7%	11.3%	11.3%	11.8%
% of FP17s for the same patient ID Re-attending within 3 months - Adults	0	93	0.0%	16.1%	15.3%	15.6%
% of FP17s for the same patient ID Re-attending between 3 & 9 months - Children	579	846	68.4%	55.6%	61.1%	58.8%
% of FP17s for the same patient ID Re-attending between 3 & 9 months - Adults	68	93	73.1%	48.8%	52.4%	51.0%
% of FP17s for Band 1 Urgent Courses	21	864	2.4%	10.0%	9.5%	9.0%
% of FP17s Relating to Free Repair or Replacements	0	864	0.0%	0.5%	0.7%	0.8%
% of FP17s Relating to Continuations	0	864	0.0%	0.7%	0.8%	0.9%
% of Patients satisfied with the dentistry they have received	1	1	N/A	92.6%	93.1%	93.2%
% of Patients satisfied with the time they had to wait for an appointment	1	1	N/A	87.4%	87.8%	88.3%

* This is based on patients treated on this contract for their most recent course of treatment. Figures in italics indicate the base number of FP17s or Patient Questionnaire responses are less than 100. N/A is shown where the base number of responses is less than 10 during the period. % is calculated as Quantity/Base number*100

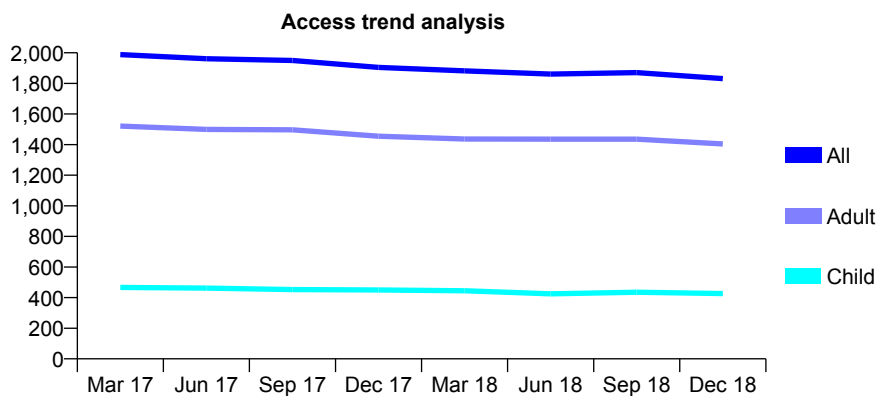
Q67 - Vital Signs At a Glance Contract Report for 923109/0001 - December 2018

Name or company name	MR MS TAWANA
Contract type name	GDS Contract
Purpose of contract	General
Contract start date	01/04/2006
Contract end date	

18/19 Contracted general activity (UDA)	5,900
Carry forward general activity (UDA)	0
18/19 Contracted orthodontic activity (UOA)	0
Carry forward orthodontic activity (UOA)	0
Baseline contract value	£158,724.24

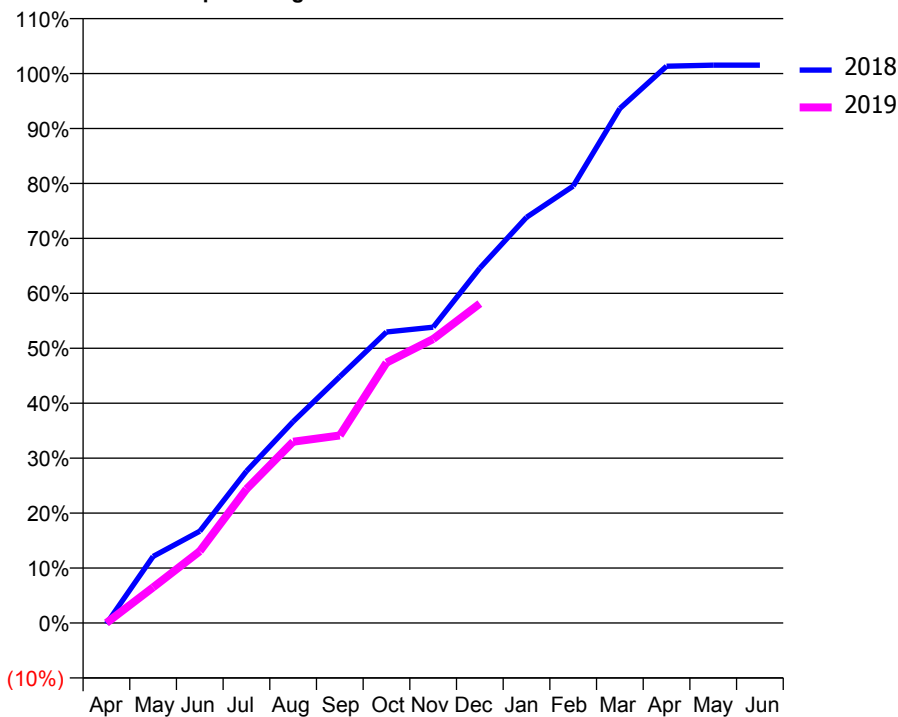
ACCESS*

Patients seen in 24 months	Total	Change since previous quarter
Quarter ending December 2017	1,905	
Quarter ending March 2018	1,882	↓
Quarter ending June 2018	1,861	↓
Quarter ending September 2018	1,871	→
Quarter ending December 2018	1,831	↓
Variance since December 2017	(3.9%)	↓



ACTIVITY

Cumulative percentage of contracted UDA delivered 2018 & 2019



Month	Adjusted Scheduled Activity (UDA)	
	2018	2019
April	-9	0
May	715	383
June	985	771
July	1,630	1,438
August	2,163	1,947
September	2,645	2,014
October	3,125	2,796
November	3,176	3,049
December	3,811	3,430
January	4,357	
February	4,691	
March	5,524	
April	5,978	
May	5,989	
June	5,989	

QUALITY

	Quantity	Base Number	Contract	AT	Region	England
% of FP17s for the same patient ID Re-attending within 3 months - Children	13	331	3.9%	11.3%	11.3%	11.8%
% of FP17s for the same patient ID Re-attending within 3 months - Adults	93	1,136	8.2%	16.1%	15.3%	15.6%
% of FP17s for the same patient ID Re-attending between 3 & 9 months - Children	110	331	33.2%	55.6%	61.1%	58.8%
% of FP17s for the same patient ID Re-attending between 3 & 9 months - Adults	404	1,136	35.6%	48.8%	52.4%	51.0%
% of FP17s for Band 1 Urgent Courses	104	1,294	8.0%	10.0%	9.5%	9.0%
% of FP17s Relating to Free Repair or Replacements	0	1,294	0.0%	0.5%	0.7%	0.8%
% of FP17s Relating to Continuations	3	1,294	0.2%	0.7%	0.8%	0.9%
% of Patients satisfied with the dentistry they have received	3	3	N/A	92.6%	93.1%	93.2%
% of Patients satisfied with the time they had to wait for an appointment	3	3	N/A	87.4%	87.8%	88.3%

* This is based on patients treated on this contract for their most recent course of treatment. Figures in italics indicate the base number of FP17s or Patient Questionnaire responses are less than 100. N/A is shown where the base number of responses is less than 10 during the period. % is calculated as Quantity/Base number*100

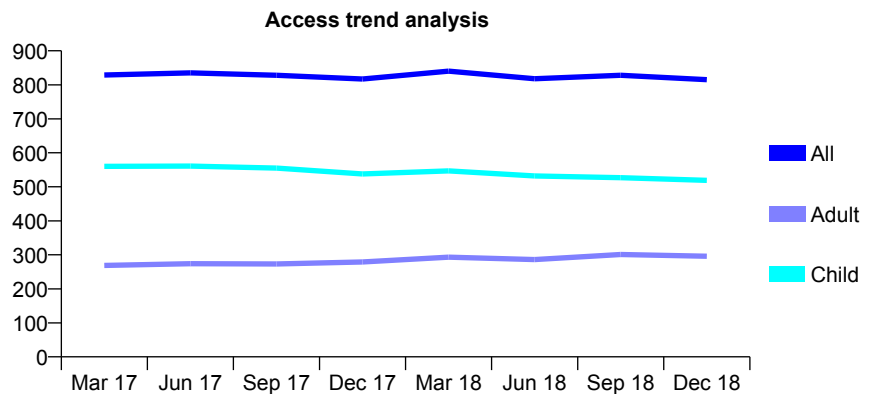
Q67 - Vital Signs At a Glance Contract Report for 925780/0001 - December 2018

Name or company name	MRS R PATEL
Contract type name	GDS Contract
Purpose of contract	General
Contract start date	01/04/2006
Contract end date	

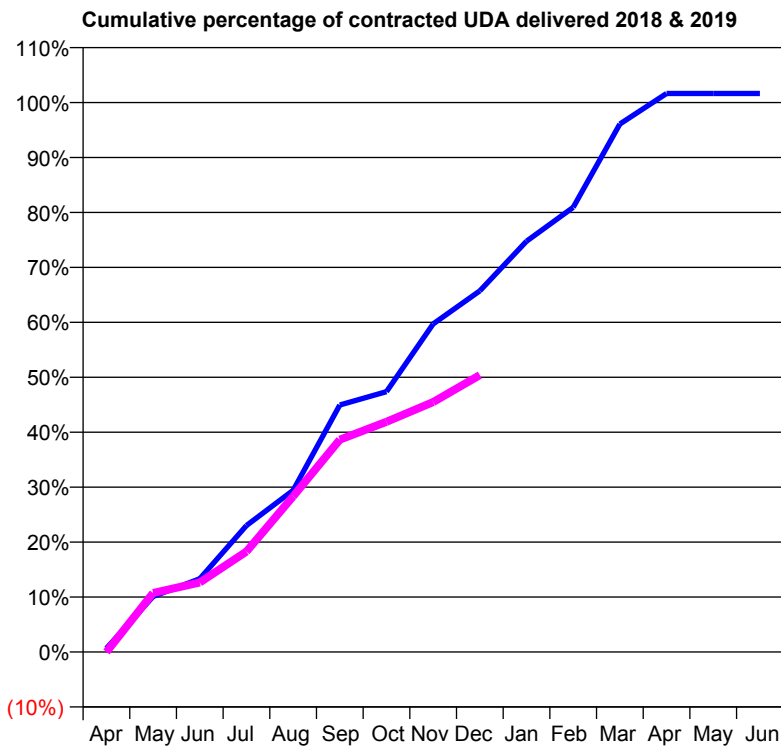
18/19 Contracted general activity (UDA)	1,920
Carry forward general activity (UDA)	0
18/19 Contracted orthodontic activity (UOA)	0
Carry forward orthodontic activity (UOA)	0
Baseline contract value	£53,157.01

ACCESS*

Patients seen in 24 months	Total	Change since previous quarter
Quarter ending December 2017	817	
Quarter ending March 2018	840	↑
Quarter ending June 2018	818	↓
Quarter ending September 2018	828	→
Quarter ending December 2018	815	↓
Variance since December 2017	(0.2%)	→



ACTIVITY



Month	Adjusted Scheduled Activity (UDA)	
	2018	2019
April	13	0
May	194	206
June	256	243
July	442	351
August	565	544
September	863	742
October	910	805
November	1,146	873
December	1,262	968
January	1,435	
February	1,554	
March	1,845	
April	1,952	
May	1,952	
June	1,952	

QUALITY

	Quantity	Base Number	Contract	AT	Region	England
% of FP17s for the same patient ID Re-attending within 3 months - Children	36	461	7.8%	11.3%	11.3%	11.8%
% of FP17s for the same patient ID Re-attending within 3 months - Adults	12	133	9.0%	16.1%	15.3%	15.6%
% of FP17s for the same patient ID Re-attending between 3 & 9 months - Children	243	461	52.7%	55.6%	61.1%	58.8%
% of FP17s for the same patient ID Re-attending between 3 & 9 months - Adults	40	133	30.1%	48.8%	52.4%	51.0%
% of FP17s for Band 1 Urgent Courses	63	550	11.5%	10.0%	9.5%	9.0%
% of FP17s Relating to Free Repair or Replacements	2	550	0.4%	0.5%	0.7%	0.8%
% of FP17s Relating to Continuations	11	550	2.0%	0.7%	0.8%	0.9%
% of Patients satisfied with the dentistry they have received	2	2	N/A	92.6%	93.1%	93.2%
% of Patients satisfied with the time they had to wait for an appointment	2	2	N/A	87.4%	87.8%	88.3%

* This is based on patients treated on this contract for their most recent course of treatment. Figures in italics indicate the base number of FP17s or Patient Questionnaire responses are less than 100. N/A is shown where the base number of responses is less than 10 during the period. % is calculated as Quantity/Base number*100

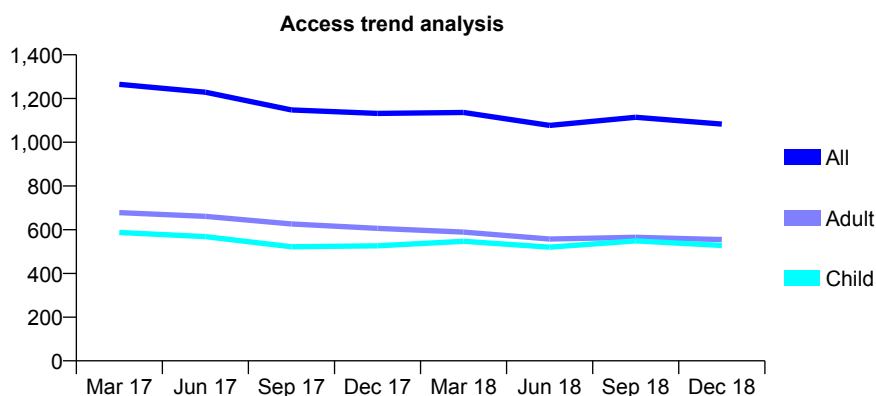
Q67 - Vital Signs At a Glance Contract Report for 933961/0001 - December 2018

Name or company name	MRS M CHADHA
Contract type name	GDS Contract
Purpose of contract	General
Contract start date	01/04/2006
Contract end date	

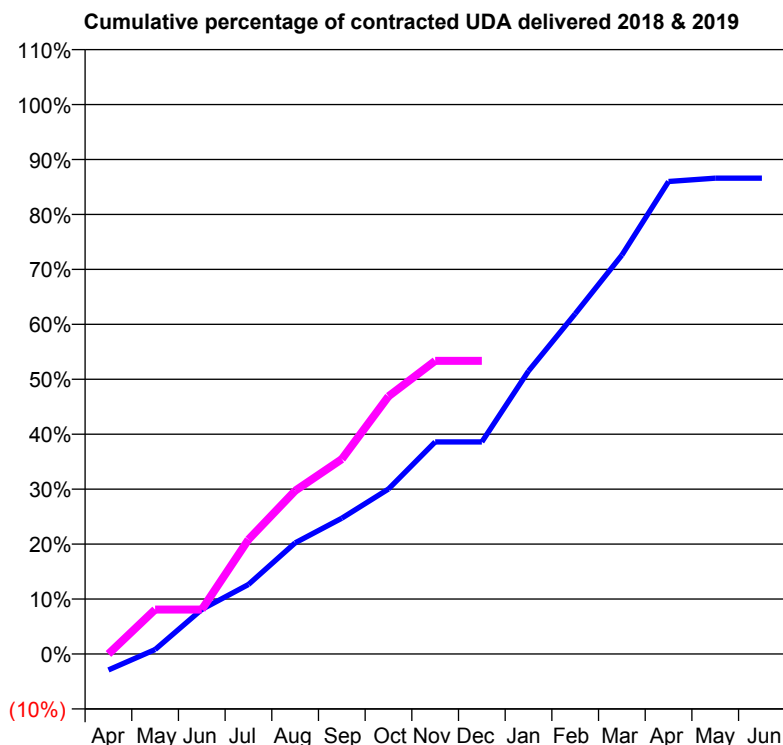
18/19 Contracted general activity (UDA)	4,072
Carry forward general activity (UDA)	0
18/19 Contracted orthodontic activity (UOA)	0
Carry forward orthodontic activity (UOA)	0
Baseline contract value	£106,473.90

ACCESS*

Patients seen in 24 months	Total	Change since previous quarter
Quarter ending December 2017	1,132	
Quarter ending March 2018	1,136	→
Quarter ending June 2018	1,077	↓
Quarter ending September 2018	1,114	↑
Quarter ending December 2018	1,083	↓
Variance since December 2017	(4.3%)	↓



ACTIVITY



Adjusted Scheduled Activity (UDA)		
Month	2018	2019
April	-119	0
May	33	329
June	331	329
July	516	849
August	823	1,210
September	1,006	1,444
October	1,223	1,910
November	1,572	2,172
December	1,572	2,172
January	2,097	
February	2,521	
March	2,956	
April	3,501	
May	3,526	
June	3,526	

QUALITY

	Quantity	Base Number	Contract	AT	Region	England
% of FP17s for the same patient ID Re-attending within 3 months - Children	58	582	10.0%	11.3%	11.3%	11.8%
% of FP17s for the same patient ID Re-attending within 3 months - Adults	118	658	17.9%	16.1%	15.3%	15.6%
% of FP17s for the same patient ID Re-attending between 3 & 9 months - Children	328	582	56.4%	55.6%	61.1%	58.8%
% of FP17s for the same patient ID Re-attending between 3 & 9 months - Adults	391	658	59.4%	48.8%	52.4%	51.0%
% of FP17s for Band 1 Urgent Courses	78	1,043	7.5%	10.0%	9.5%	9.0%
% of FP17s Relating to Free Repair or Replacements	0	1,043	0.0%	0.5%	0.7%	0.8%
% of FP17s Relating to Continuations	2	1,043	0.2%	0.7%	0.8%	0.9%
% of Patients satisfied with the dentistry they have received	1	1	N/A	92.6%	93.1%	93.2%
% of Patients satisfied with the time they had to wait for an appointment	1	1	N/A	87.4%	87.8%	88.3%

* This is based on patients treated on this contract for their most recent course of treatment. Figures in italics indicate the base number of FP17s or Patient Questionnaire responses are less than 100. N/A is shown where the base number of responses is less than 10 during the period. % is calculated as Quantity/Base number*100

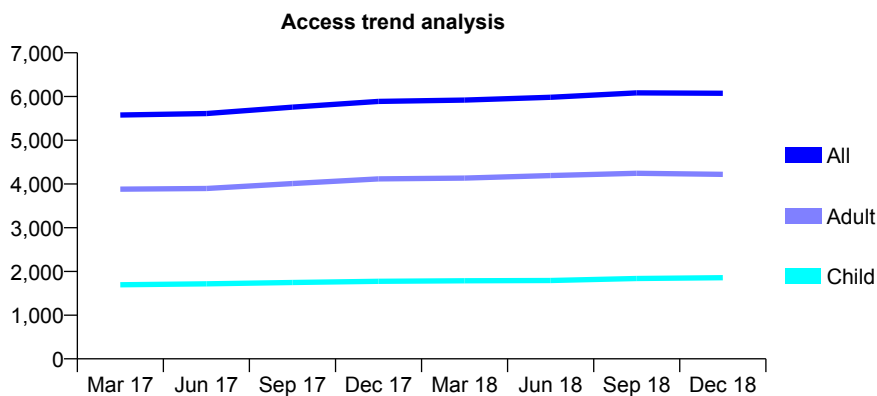
Q67 - Vital Signs At a Glance Contract Report for 934887/0002 - December 2018

Name or company name	MR R NATH
Contract type name	GDS Contract
Purpose of contract	General
Contract start date	01/12/2008
Contract end date	

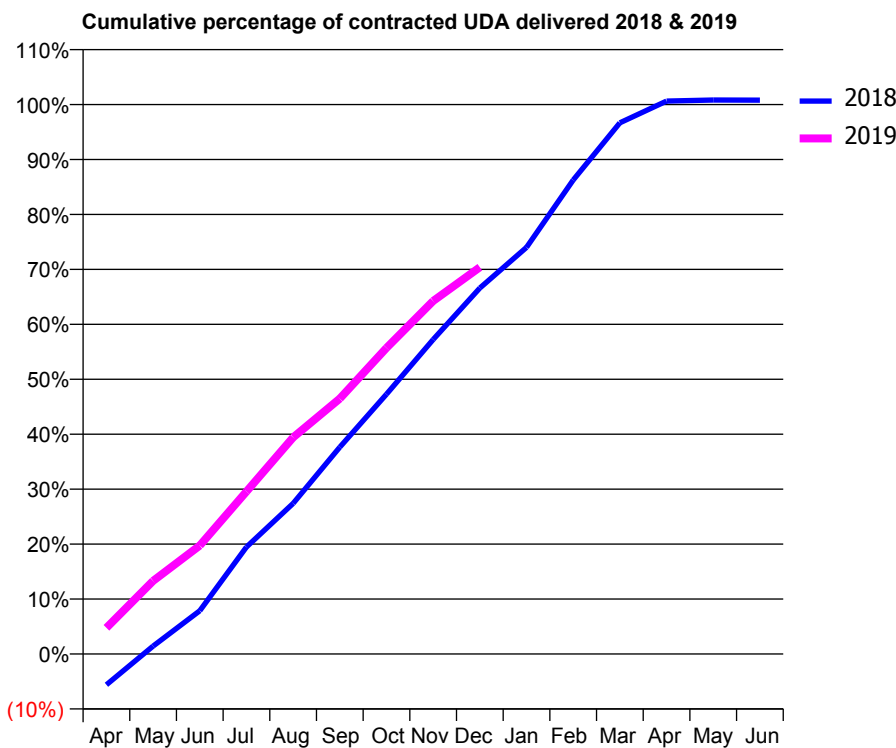
18/19 Contracted general activity (UDA)	15,757
Carry forward general activity (UDA)	0
18/19 Contracted orthodontic activity (UOA)	0
Carry forward orthodontic activity (UOA)	0
Baseline contract value	£513,756.05

ACCESS*

Patients seen in 24 months	Total	Change since previous quarter
Quarter ending December 2017	5,888	
Quarter ending March 2018	5,919	→
Quarter ending June 2018	5,983	→
Quarter ending September 2018	6,083	→
Quarter ending December 2018	6,075	→
Variance since December 2017	3.2%	↑



ACTIVITY



Month	Adjusted Scheduled Activity (UDA)	
	2018	2019
April	-885	752
May	229	2,096
June	1,241	3,110
July	3,068	4,661
August	4,317	6,212
September	5,933	7,325
October	7,450	8,778
November	9,019	10,125
December	10,493	11,091
January	11,659	
February	13,591	
March	15,233	
April	15,856	
May	15,885	
June	15,883	

QUALITY

	Quantity	Base Number	Contract	AT	Region	England
% of FP17s for the same patient ID Re-attending within 3 months - Children	140	1,523	9.2%	11.3%	11.3%	11.8%
% of FP17s for the same patient ID Re-attending within 3 months - Adults	537	3,231	16.6%	16.1%	15.3%	15.6%
% of FP17s for the same patient ID Re-attending between 3 & 9 months - Children	616	1,523	40.4%	55.6%	61.1%	58.8%
% of FP17s for the same patient ID Re-attending between 3 & 9 months - Adults	967	3,231	29.9%	48.8%	52.4%	51.0%
% of FP17s for Band 1 Urgent Courses	771	4,064	19.0%	10.0%	9.5%	9.0%
% of FP17s Relating to Free Repair or Replacements	40	4,064	1.0%	0.5%	0.7%	0.8%
% of FP17s Relating to Continuations	24	4,064	0.6%	0.7%	0.8%	0.9%
% of Patients satisfied with the dentistry they have received	5	5	N/A	92.6%	93.1%	93.2%
% of Patients satisfied with the time they had to wait for an appointment	4	5	N/A	87.4%	87.8%	88.3%

* This is based on patients treated on this contract for their most recent course of treatment. Figures in italics indicate the base number of FP17s or Patient Questionnaire responses are less than 100. N/A is shown where the base number of responses is less than 10 during the period. % is calculated as Quantity/Base number*100

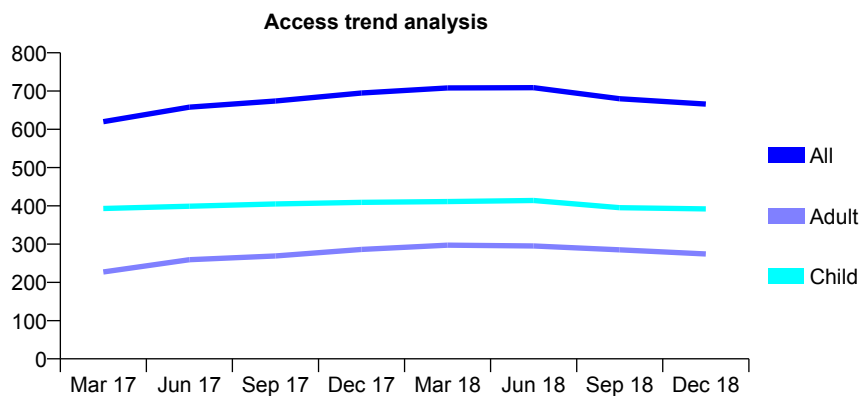
Q67 - Vital Signs At a Glance Contract Report for 937363/0003 - December 2018

Name or company name	Chestfield Dental Practice
Contract type name	GDS Contract
Purpose of contract	General and Orthodontic
Contract start date	01/04/2006
Contract end date	

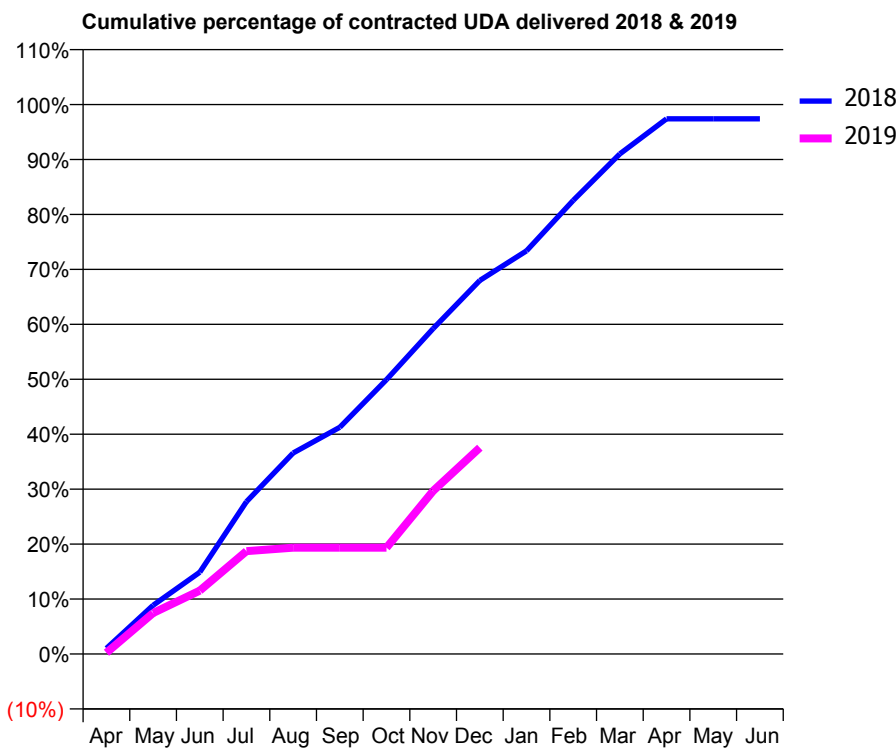
18/19 Contracted general activity (UDA)	2,248
Carry forward general activity (UDA)	56
18/19 Contracted orthodontic activity (UOA)	0
Carry forward orthodontic activity (UOA)	0
Baseline contract value	£51,959.98

ACCESS*

Patients seen in 24 months	Total	Change since previous quarter
Quarter ending December 2017	695	
Quarter ending March 2018	708	→
Quarter ending June 2018	709	→
Quarter ending September 2018	680	↓
Quarter ending December 2018	666	↓
Variance since December 2017	(4.2%)	↓



ACTIVITY



Month	Adjusted Scheduled Activity (UDA)	
	2018	2019
April	22	5
May	192	168
June	321	260
July	599	421
August	790	435
September	892	435
October	1,079	435
November	1,279	668
December	1,468	844
January	1,585	
February	1,783	
March	1,966	
April	2,104	
May	2,104	
June	2,104	

QUALITY

	Quantity	Base Number	Contract	AT	Region	England
% of FP17s for the same patient ID Re-attending within 3 months - Children	32	496	6.5%	11.3%	11.3%	11.8%
% of FP17s for the same patient ID Re-attending within 3 months - Adults	42	240	17.5%	16.1%	15.3%	15.6%
% of FP17s for the same patient ID Re-attending between 3 & 9 months - Children	339	496	68.3%	55.6%	61.1%	58.8%
% of FP17s for the same patient ID Re-attending between 3 & 9 months - Adults	154	240	64.2%	48.8%	52.4%	51.0%
% of FP17s for Band 1 Urgent Courses	51	663	7.7%	10.0%	9.5%	9.0%
% of FP17s Relating to Free Repair or Replacements	0	663	0.0%	0.5%	0.7%	0.8%
% of FP17s Relating to Continuations	4	663	0.6%	0.7%	0.8%	0.9%
% of Patients satisfied with the dentistry they have received	0	0	N/A	92.6%	93.1%	93.2%
% of Patients satisfied with the time they had to wait for an appointment	0	0	N/A	87.4%	87.8%	88.3%

* This is based on patients treated on this contract for their most recent course of treatment. Figures in italics indicate the base number of FP17s or Patient Questionnaire responses are less than 100. N/A is shown where the base number of responses is less than 10 during the period. % is calculated as Quantity/Base number*100

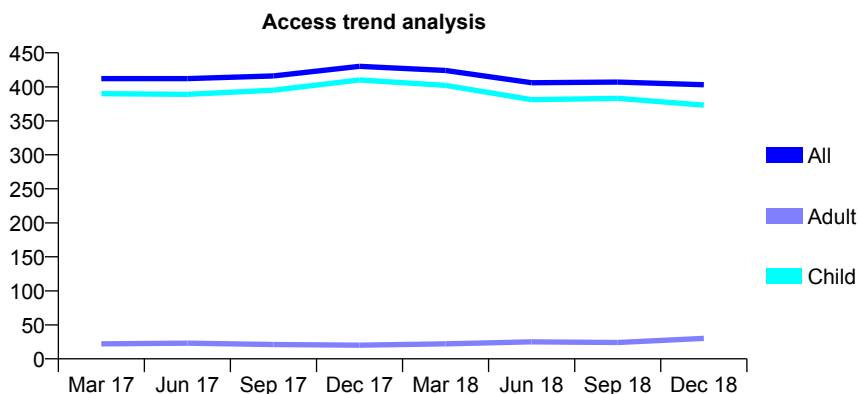
Q67 - Vital Signs At a Glance Contract Report for 946575/0001 - December 2018

Name or company name	MR KO ONANUGA
Contract type name	GDS Contract
Purpose of contract	General
Contract start date	03/12/2007
Contract end date	

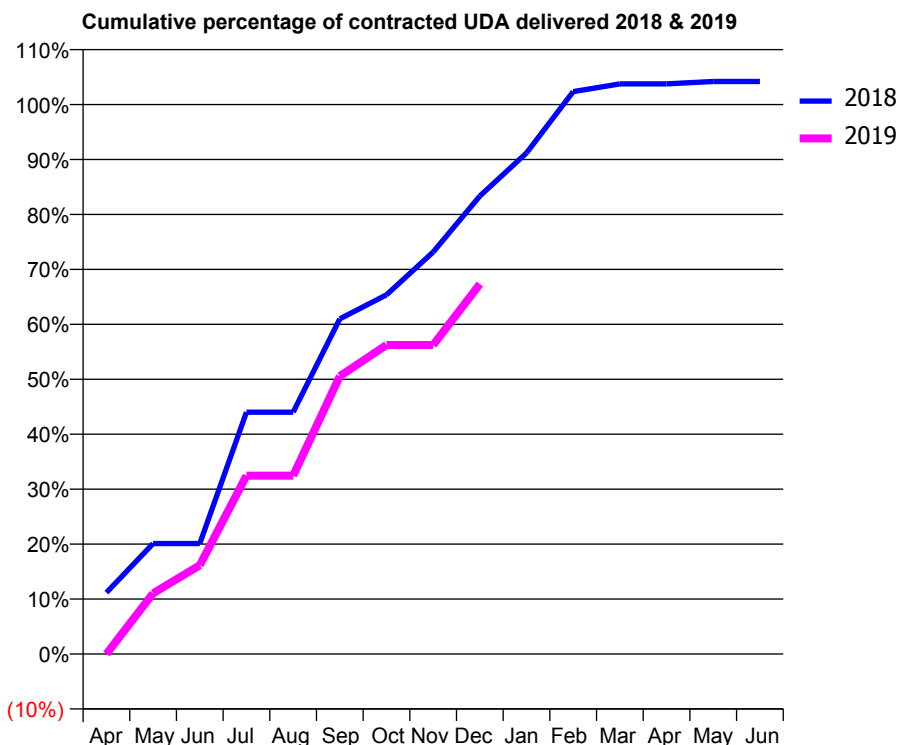
18/19 Contracted general activity (UDA)	707
Carry forward general activity (UDA)	0
18/19 Contracted orthodontic activity (UOA)	0
Carry forward orthodontic activity (UOA)	0
Baseline contract value	£20,566.89

ACCESS*

Patients seen in 24 months	Total	Change since previous quarter
Quarter ending December 2017	430	
Quarter ending March 2018	424	↓
Quarter ending June 2018	406	↓
Quarter ending September 2018	407	→
Quarter ending December 2018	403	→
Variance since December 2017	(6.3%)	↓



ACTIVITY



Month	Adjusted Scheduled Activity (UDA)	
	2018	2019
April	79	0
May	142	78
June	142	114
July	311	229
August	311	229
September	431	357
October	462	398
November	517	398
December	589	476
January	645	
February	724	
March	734	
April	734	
May	737	
June	737	

QUALITY

	Quantity	Base Number	Contract	AT	Region	England
% of FP17s for the same patient ID Re-attending within 3 months - Children	18	349	5.2%	11.3%	11.3%	11.8%
% of FP17s for the same patient ID Re-attending within 3 months - Adults	0	4	0.0%	16.1%	15.3%	15.6%
% of FP17s for the same patient ID Re-attending between 3 & 9 months - Children	180	349	51.6%	55.6%	61.1%	58.8%
% of FP17s for the same patient ID Re-attending between 3 & 9 months - Adults	3	4	75.0%	48.8%	52.4%	51.0%
% of FP17s for Band 1 Urgent Courses	5	352	1.4%	10.0%	9.5%	9.0%
% of FP17s Relating to Free Repair or Replacements	0	352	0.0%	0.5%	0.7%	0.8%
% of FP17s Relating to Continuations	0	352	0.0%	0.7%	0.8%	0.9%
% of Patients satisfied with the dentistry they have received	0	0	N/A	92.6%	93.1%	93.2%
% of Patients satisfied with the time they had to wait for an appointment	0	0	N/A	87.4%	87.8%	88.3%

* This is based on patients treated on this contract for their most recent course of treatment. Figures in italics indicate the base number of FP17s or Patient Questionnaire responses are less than 100. N/A is shown where the base number of responses is less than 10 during the period. % is calculated as Quantity/Base number*100

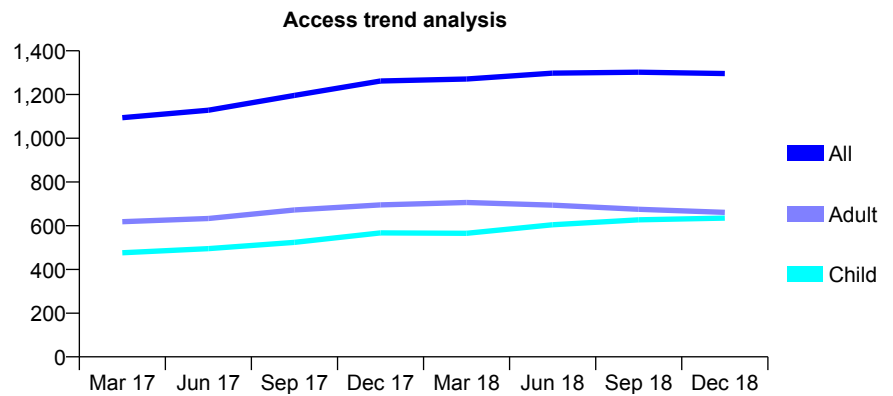
Q67 - Vital Signs At a Glance Contract Report for 952869/0001 - December 2018

Name or company name	Maeve Logue
Contract type name	GDS Contract
Purpose of contract	General
Contract start date	01/04/2006
Contract end date	

18/19 Contracted general activity (UDA)	3,624
Carry forward general activity (UDA)	0
18/19 Contracted orthodontic activity (UOA)	0
Carry forward orthodontic activity (UOA)	0
Baseline contract value	£91,123.96

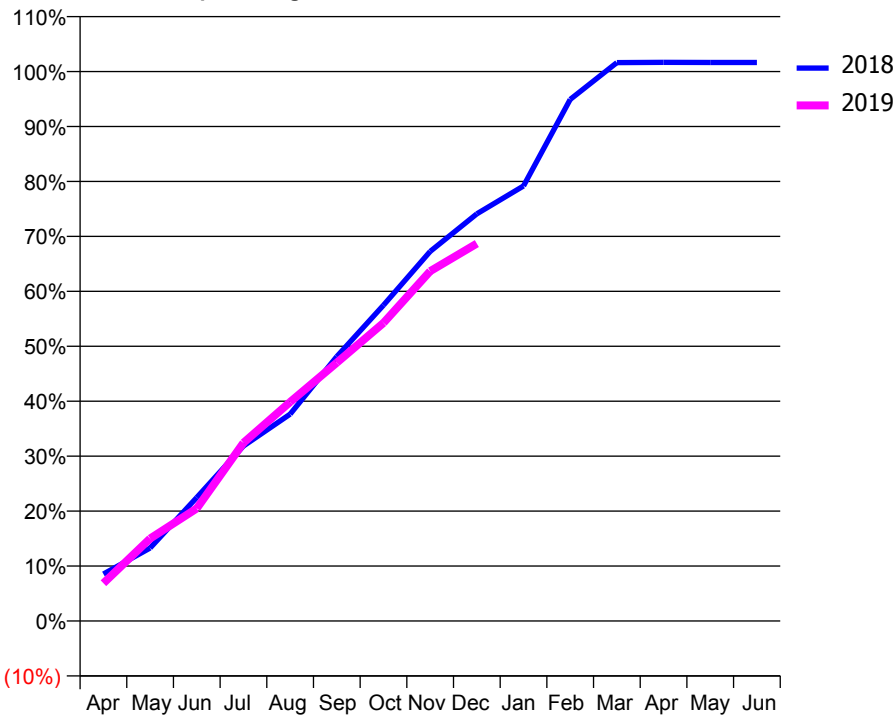
ACCESS*

Patients seen in 24 months	Total	Change since previous quarter
Quarter ending December 2017	1,262	
Quarter ending March 2018	1,271	→
Quarter ending June 2018	1,298	↑
Quarter ending September 2018	1,302	→
Quarter ending December 2018	1,296	→
Variance since December 2017	2.7%	↑



ACTIVITY

Cumulative percentage of contracted UDA delivered 2018 & 2019



Month	Adjusted Scheduled Activity (UDA)	
	2018	2019
April	310	249
May	482	544
June	815	743
July	1,154	1,175
August	1,365	1,444
September	1,744	1,704
October	2,083	1,966
November	2,437	2,308
December	2,686	2,490
January	2,869	
February	3,440	
March	3,683	
April	3,685	
May	3,684	
June	3,684	

QUALITY

	Quantity	Base Number	Contract	AT	Region	England
% of FP17s for the same patient ID Re-attending within 3 months - Children	109	802	13.6%	11.3%	11.3%	11.8%
% of FP17s for the same patient ID Re-attending within 3 months - Adults	89	511	17.4%	16.1%	15.3%	15.6%
% of FP17s for the same patient ID Re-attending between 3 & 9 months - Children	417	802	52.0%	55.6%	61.1%	58.8%
% of FP17s for the same patient ID Re-attending between 3 & 9 months - Adults	277	511	54.2%	48.8%	52.4%	51.0%
% of FP17s for Band 1 Urgent Courses	148	1,312	11.3%	10.0%	9.5%	9.0%
% of FP17s Relating to Free Repair or Replacements	0	1,312	0.0%	0.5%	0.7%	0.8%
% of FP17s Relating to Continuations	7	1,312	0.5%	0.7%	0.8%	0.9%
% of Patients satisfied with the dentistry they have received	2	2	N/A	92.6%	93.1%	93.2%
% of Patients satisfied with the time they had to wait for an appointment	2	2	N/A	87.4%	87.8%	88.3%

* This is based on patients treated on this contract for their most recent course of treatment. Figures in italics indicate the base number of FP17s or Patient Questionnaire responses are less than 100. N/A is shown where the base number of responses is less than 10 during the period. % is calculated as Quantity/Base number*100

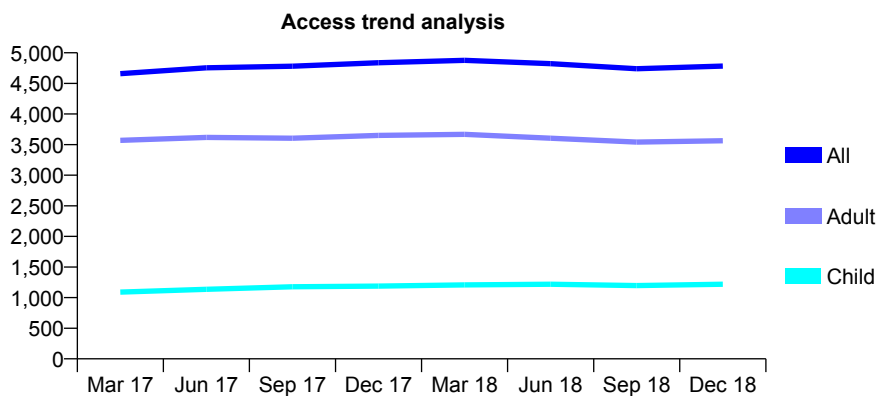
Q67 - Vital Signs At a Glance Contract Report for 953245/0001 - December 2018

Name or company name	MISS SR PHOTAY
Contract type name	GDS Contract
Purpose of contract	General
Contract start date	01/04/2012
Contract end date	

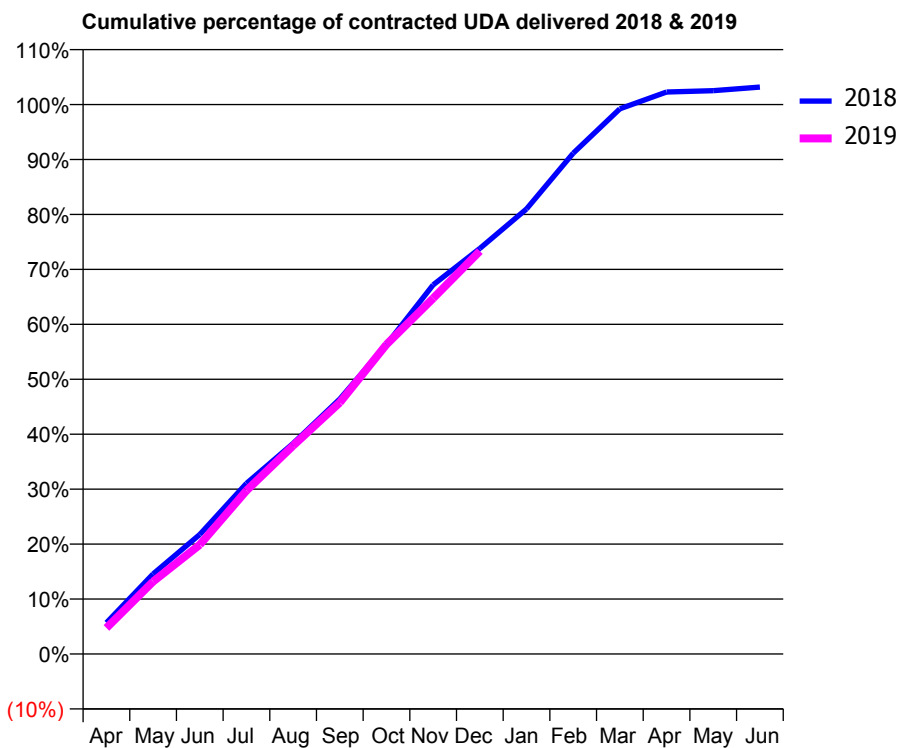
18/19 Contracted general activity (UDA)	11,840
Carry forward general activity (UDA)	0
18/19 Contracted orthodontic activity (UOA)	0
Carry forward orthodontic activity (UOA)	0
Baseline contract value	£383,864.99

ACCESS*

Patients seen in 24 months	Total	Change since previous quarter
Quarter ending December 2017	4,838	
Quarter ending March 2018	4,876	→
Quarter ending June 2018	4,823	↓
Quarter ending September 2018	4,740	↓
Quarter ending December 2018	4,783	→
Variance since December 2017	(1.1%)	↓



ACTIVITY



Month	Adjusted Scheduled Activity (UDA)	
	2018	2019
April	675	563
May	1,724	1,563
June	2,575	2,354
July	3,677	3,520
August	4,537	4,489
September	5,496	5,417
October	6,670	6,671
November	7,955	7,666
December	8,738	8,683
January	9,588	
February	10,791	
March	11,748	
April	12,110	
May	12,137	
June	12,214	

QUALITY

	Quantity	Base Number	Contract	AT	Region	England
% of FP17s for the same patient ID Re-attending within 3 months - Children	101	1,198	8.4%	11.3%	11.3%	11.8%
% of FP17s for the same patient ID Re-attending within 3 months - Adults	495	3,437	14.4%	16.1%	15.3%	15.6%
% of FP17s for the same patient ID Re-attending between 3 & 9 months - Children	590	1,198	49.2%	55.6%	61.1%	58.8%
% of FP17s for the same patient ID Re-attending between 3 & 9 months - Adults	1,607	3,437	46.8%	48.8%	52.4%	51.0%
% of FP17s for Band 1 Urgent Courses	654	3,952	16.5%	10.0%	9.5%	9.0%
% of FP17s Relating to Free Repair or Replacements	0	3,952	0.0%	0.5%	0.7%	0.8%
% of FP17s Relating to Continuations	1	3,952	0.0%	0.7%	0.8%	0.9%
% of Patients satisfied with the dentistry they have received	2	2	N/A	92.6%	93.1%	93.2%
% of Patients satisfied with the time they had to wait for an appointment	2	2	N/A	87.4%	87.8%	88.3%

* This is based on patients treated on this contract for their most recent course of treatment. Figures in italics indicate the base number of FP17s or Patient Questionnaire responses are less than 100. N/A is shown where the base number of responses is less than 10 during the period. % is calculated as Quantity/Base number*100

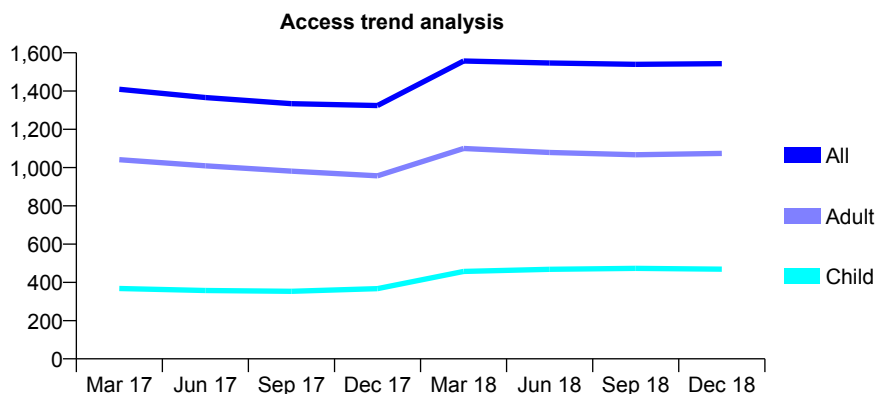
Q67 - Vital Signs At a Glance Contract Report for 961094/0001 - December 2018

Name or company name	MISS M FRAGGEDAKI
Contract type name	GDS Contract
Purpose of contract	General
Contract start date	01/04/2006
Contract end date	

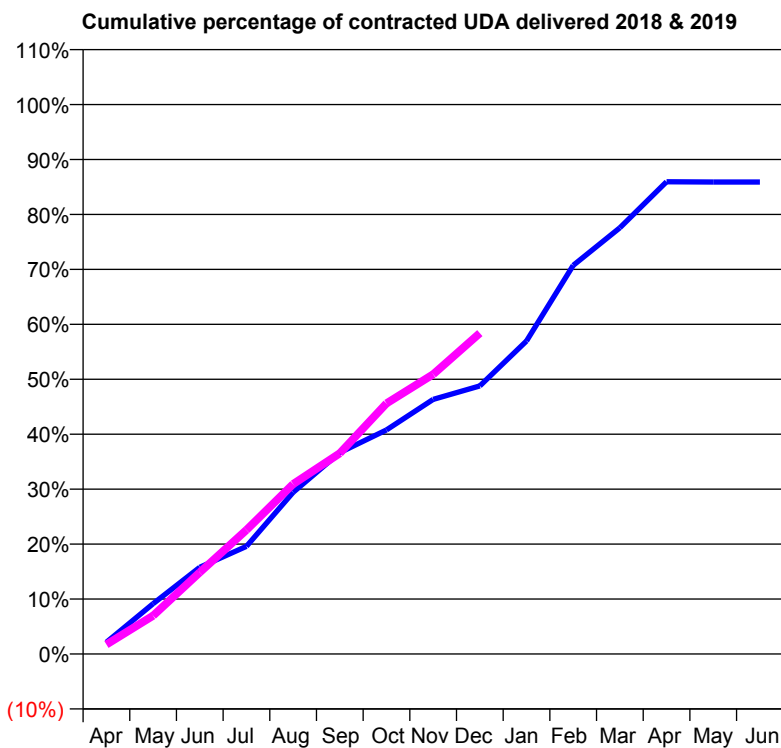
18/19 Contracted general activity (UDA)	4,938
Carry forward general activity (UDA)	0
18/19 Contracted orthodontic activity (UOA)	0
Carry forward orthodontic activity (UOA)	0
Baseline contract value	£124,163.92

ACCESS*

Patients seen in 24 months	Total	Change since previous quarter
Quarter ending December 2017	1,324	
Quarter ending March 2018	1,557	↑
Quarter ending June 2018	1,547	→
Quarter ending September 2018	1,540	→
Quarter ending December 2018	1,543	→
Variance since December 2017	16.5%	↑



ACTIVITY



Month	Adjusted Scheduled Activity (UDA)	
	2018	2019
April	107	86
May	452	345
June	780	733
July	968	1,116
August	1,453	1,527
September	1,810	1,804
October	2,013	2,252
November	2,288	2,513
December	2,410	2,883
January	2,813	
February	3,493	
March	3,830	
April	4,244	
May	4,241	
June	4,241	

QUALITY

	Quantity	Base Number	Contract	AT	Region	England
% of FP17s for the same patient ID Re-attending within 3 months - Children	32	495	6.5%	11.3%	11.3%	11.8%
% of FP17s for the same patient ID Re-attending within 3 months - Adults	171	1,178	14.5%	16.1%	15.3%	15.6%
% of FP17s for the same patient ID Re-attending between 3 & 9 months - Children	282	495	57.0%	55.6%	61.1%	58.8%
% of FP17s for the same patient ID Re-attending between 3 & 9 months - Adults	697	1,178	59.2%	48.8%	52.4%	51.0%
% of FP17s for Band 1 Urgent Courses	101	1,495	6.8%	10.0%	9.5%	9.0%
% of FP17s Relating to Free Repair or Replacements	4	1,495	0.3%	0.5%	0.7%	0.8%
% of FP17s Relating to Continuations	4	1,495	0.3%	0.7%	0.8%	0.9%
% of Patients satisfied with the dentistry they have received	4	4	N/A	92.6%	93.1%	93.2%
% of Patients satisfied with the time they had to wait for an appointment	4	4	N/A	87.4%	87.8%	88.3%

* This is based on patients treated on this contract for their most recent course of treatment. Figures in italics indicate the base number of FP17s or Patient Questionnaire responses are less than 100. N/A is shown where the base number of responses is less than 10 during the period. % is calculated as Quantity/Base number*100

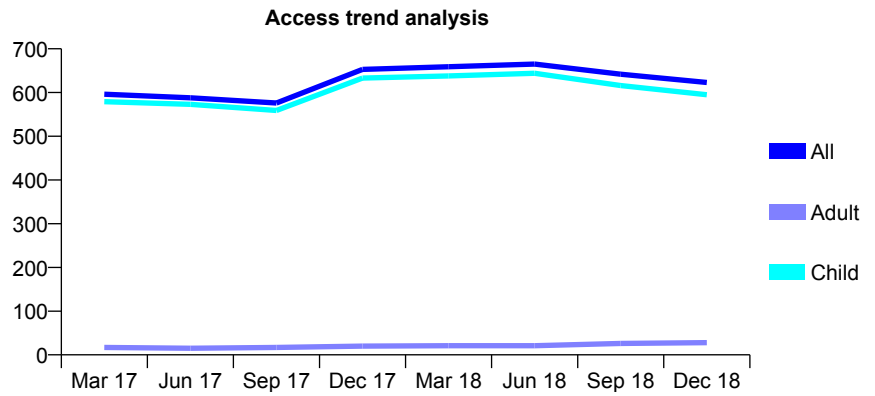
Q67 - Vital Signs At a Glance Contract Report for 961094/0002 - December 2018

Name or company name	Riverhead Dental Practice
Contract type name	GDS Contract
Purpose of contract	General
Contract start date	17/12/2006
Contract end date	

18/19 Contracted general activity (UDA)	770
Carry forward general activity (UDA)	3
18/19 Contracted orthodontic activity (UOA)	0
Carry forward orthodontic activity (UOA)	0
Baseline contract value	£19,361.33

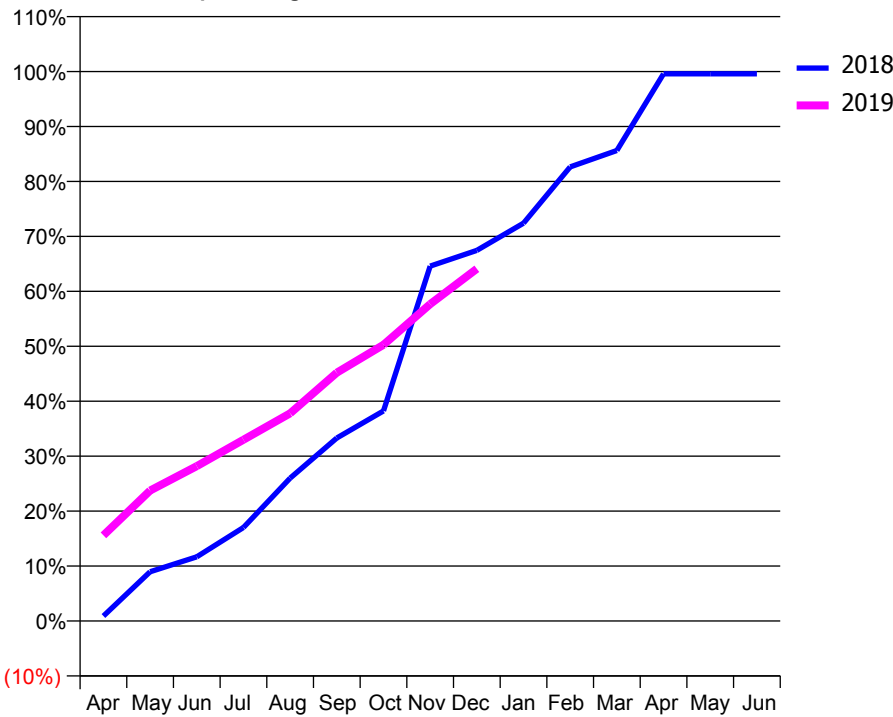
ACCESS*

Patients seen in 24 months	Total	Change since previous quarter
Quarter ending December 2017	653	
Quarter ending March 2018	659	→
Quarter ending June 2018	665	→
Quarter ending September 2018	642	↓
Quarter ending December 2018	623	↓
Variance since December 2017	(4.6%)	↓



ACTIVITY

Cumulative percentage of contracted UDA delivered 2018 & 2019



Month	Adjusted Scheduled Activity (UDA)	
	2018	2019
April	7	120
May	69	183
June	90	217
July	131	254
August	200	291
September	256	348
October	294	387
November	497	444
December	519	494
January	557	
February	636	
March	659	
April	767	
May	767	
June	767	

QUALITY

	Quantity	Base Number	Contract	AT	Region	England
% of FP17s for the same patient ID Re-attending within 3 months - Children	9	433	2.1%	11.3%	11.3%	11.8%
% of FP17s for the same patient ID Re-attending within 3 months - Adults	0	1	0.0%	16.1%	15.3%	15.6%
% of FP17s for the same patient ID Re-attending between 3 & 9 months - Children	126	433	29.1%	55.6%	61.1%	58.8%
% of FP17s for the same patient ID Re-attending between 3 & 9 months - Adults	0	1	0.0%	48.8%	52.4%	51.0%
% of FP17s for Band 1 Urgent Courses	9	364	2.5%	10.0%	9.5%	9.0%
% of FP17s Relating to Free Repair or Replacements	0	364	0.0%	0.5%	0.7%	0.8%
% of FP17s Relating to Continuations	0	364	0.0%	0.7%	0.8%	0.9%
% of Patients satisfied with the dentistry they have received	2	2	N/A	92.6%	93.1%	93.2%
% of Patients satisfied with the time they had to wait for an appointment	2	2	N/A	87.4%	87.8%	88.3%

* This is based on patients treated on this contract for their most recent course of treatment. Figures in italics indicate the base number of FP17s or Patient Questionnaire responses are less than 100. N/A is shown where the base number of responses is less than 10 during the period. % is calculated as Quantity/Base number*100

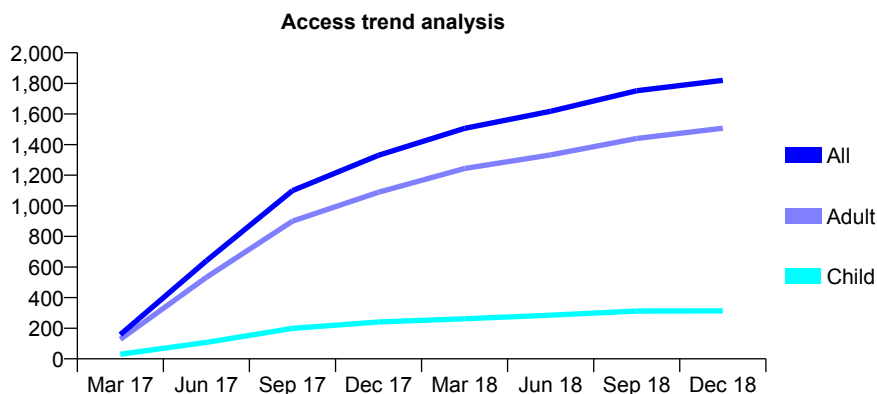
Q67 - Vital Signs At a Glance Contract Report for 963704/0001 - December 2018

Name or company name	MRS MS OPIE
Contract type name	GDS Contract
Purpose of contract	General
Contract start date	01/04/2006
Contract end date	

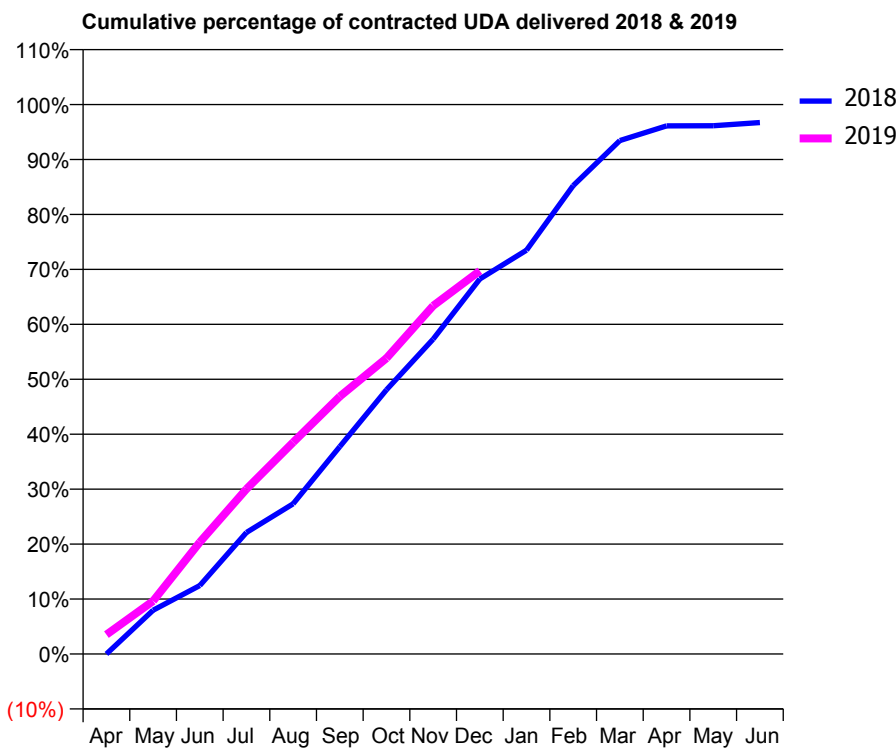
18/19 Contracted general activity (UDA)	6,729
Carry forward general activity (UDA)	190
18/19 Contracted orthodontic activity (UOA)	0
Carry forward orthodontic activity (UOA)	0
Baseline contract value	£153,795.46

ACCESS*

Patients seen in 24 months	Total	Change since previous quarter
Quarter ending December 2017	1,330	
Quarter ending March 2018	1,506	↑
Quarter ending June 2018	1,618	↑
Quarter ending September 2018	1,752	↑
Quarter ending December 2018	1,820	↑
Variance since December 2017	36.8%	↑



ACTIVITY



Month	Adjusted Scheduled Activity (UDA)	
	2018	2019
April	0	238
May	463	649
June	725	1,369
July	1,287	2,021
August	1,591	2,592
September	2,196	3,154
October	2,799	3,623
November	3,336	4,265
December	3,972	4,693
January	4,277	
February	4,961	
March	5,439	
April	5,593	
May	5,595	
June	5,629	

QUALITY

	Quantity	Base Number	Contract	AT	Region	England
% of FP17s for the same patient ID Re-attending within 3 months - Children	35	375	9.3%	11.3%	11.3%	11.8%
% of FP17s for the same patient ID Re-attending within 3 months - Adults	204	1,822	11.2%	16.1%	15.3%	15.6%
% of FP17s for the same patient ID Re-attending between 3 & 9 months - Children	216	375	57.6%	55.6%	61.1%	58.8%
% of FP17s for the same patient ID Re-attending between 3 & 9 months - Adults	1,117	1,822	61.3%	48.8%	52.4%	51.0%
% of FP17s for Band 1 Urgent Courses	83	2,122	3.9%	10.0%	9.5%	9.0%
% of FP17s Relating to Free Repair or Replacements	13	2,122	0.6%	0.5%	0.7%	0.8%
% of FP17s Relating to Continuations	16	2,122	0.8%	0.7%	0.8%	0.9%
% of Patients satisfied with the dentistry they have received	1	1	N/A	92.6%	93.1%	93.2%
% of Patients satisfied with the time they had to wait for an appointment	1	1	N/A	87.4%	87.8%	88.3%

* This is based on patients treated on this contract for their most recent course of treatment. Figures in italics indicate the base number of FP17s or Patient Questionnaire responses are less than 100. N/A is shown where the base number of responses is less than 10 during the period. % is calculated as Quantity/Base number*100

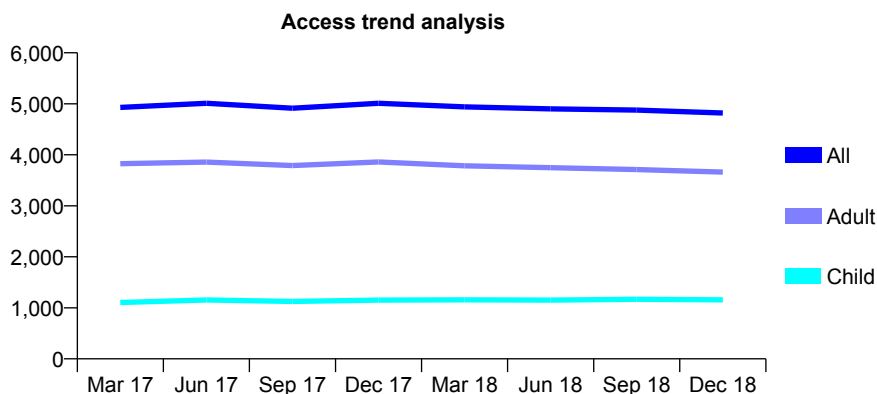
Q67 - Vital Signs At a Glance Contract Report for 963984/0001 - December 2018

Name or company name	MR OB ADESANYA
Contract type name	GDS Contract
Purpose of contract	General
Contract start date	01/01/2007
Contract end date	

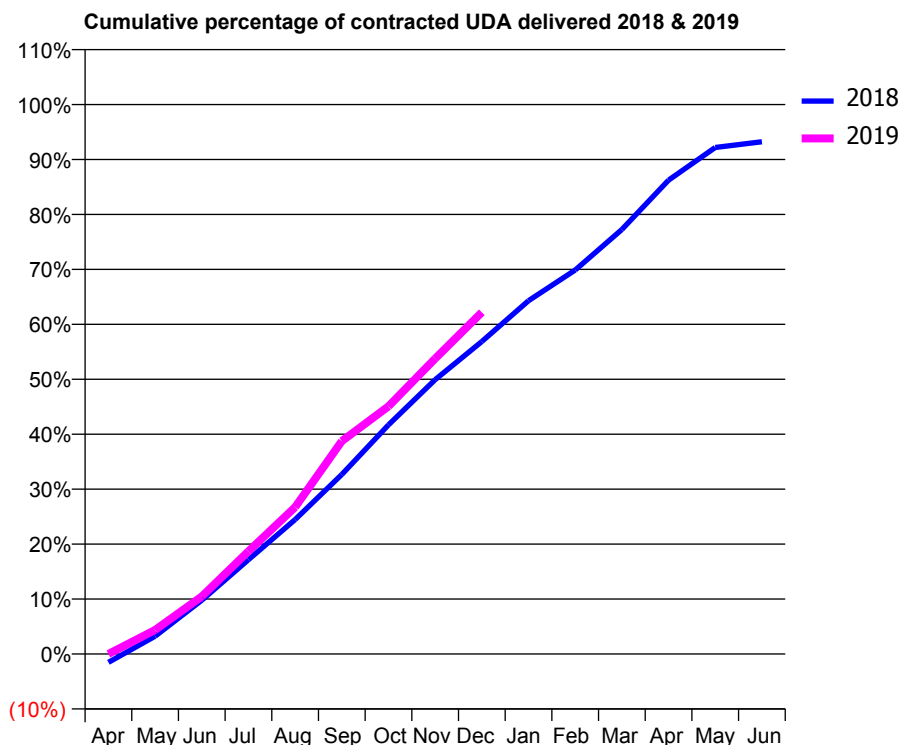
18/19 Contracted general activity (UDA)	11,562
Carry forward general activity (UDA)	0
18/19 Contracted orthodontic activity (UOA)	0
Carry forward orthodontic activity (UOA)	0
Baseline contract value	£382,445.48

ACCESS*

Patients seen in 24 months	Total	Change since previous quarter
Quarter ending December 2017	5,010	
Quarter ending March 2018	4,940	↓
Quarter ending June 2018	4,900	→
Quarter ending September 2018	4,878	→
Quarter ending December 2018	4,819	↓
Variance since December 2017	(3.8%)	↓



ACTIVITY



Month	Adjusted Scheduled Activity (UDA)	
	2018	2019
April	-178	1
May	374	505
June	1,131	1,210
July	1,986	2,161
August	2,829	3,090
September	3,777	4,478
October	4,823	5,212
November	5,773	6,217
December	6,574	7,191
January	7,434	
February	8,080	
March	8,932	
April	9,969	
May	10,657	
June	10,778	

QUALITY

	Quantity	Base Number	Contract	AT	Region	England
% of FP17s for the same patient ID Re-attending within 3 months - Children	56	1,206	4.6%	11.3%	11.3%	11.8%
% of FP17s for the same patient ID Re-attending within 3 months - Adults	528	3,551	14.9%	16.1%	15.3%	15.6%
% of FP17s for the same patient ID Re-attending between 3 & 9 months - Children	659	1,206	54.6%	55.6%	61.1%	58.8%
% of FP17s for the same patient ID Re-attending between 3 & 9 months - Adults	1,418	3,551	39.9%	48.8%	52.4%	51.0%
% of FP17s for Band 1 Urgent Courses	679	3,476	19.5%	10.0%	9.5%	9.0%
% of FP17s Relating to Free Repair or Replacements	1	3,476	0.0%	0.5%	0.7%	0.8%
% of FP17s Relating to Continuations	6	3,476	0.2%	0.7%	0.8%	0.9%
% of Patients satisfied with the dentistry they have received	3	3	N/A	92.6%	93.1%	93.2%
% of Patients satisfied with the time they had to wait for an appointment	3	3	N/A	87.4%	87.8%	88.3%

* This is based on patients treated on this contract for their most recent course of treatment. Figures in italics indicate the base number of FP17s or Patient Questionnaire responses are less than 100. N/A is shown where the base number of responses is less than 10 during the period. % is calculated as Quantity/Base number*100

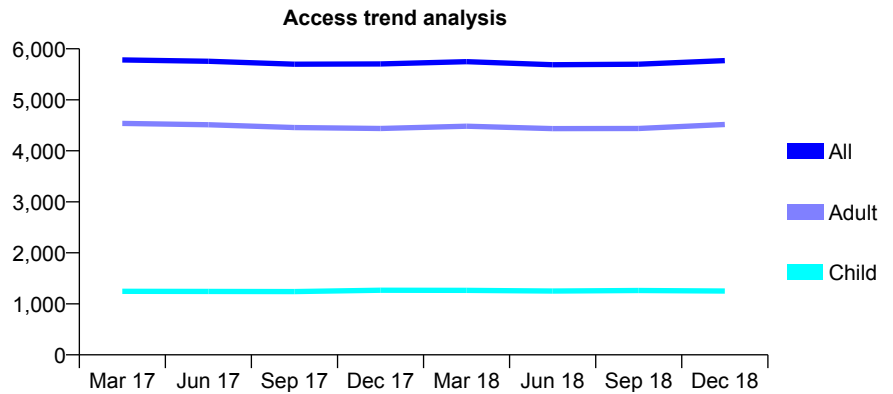
Q67 - Vital Signs At a Glance Contract Report for 966878/0001 - December 2018

Name or company name	MR GS AL-QURAISHI
Contract type name	GDS Contract
Purpose of contract	General
Contract start date	01/10/2013
Contract end date	

18/19 Contracted general activity (UDA)	19,360
Carry forward general activity (UDA)	25
18/19 Contracted orthodontic activity (UOA)	0
Carry forward orthodontic activity (UOA)	0
Baseline contract value	£451,905.58

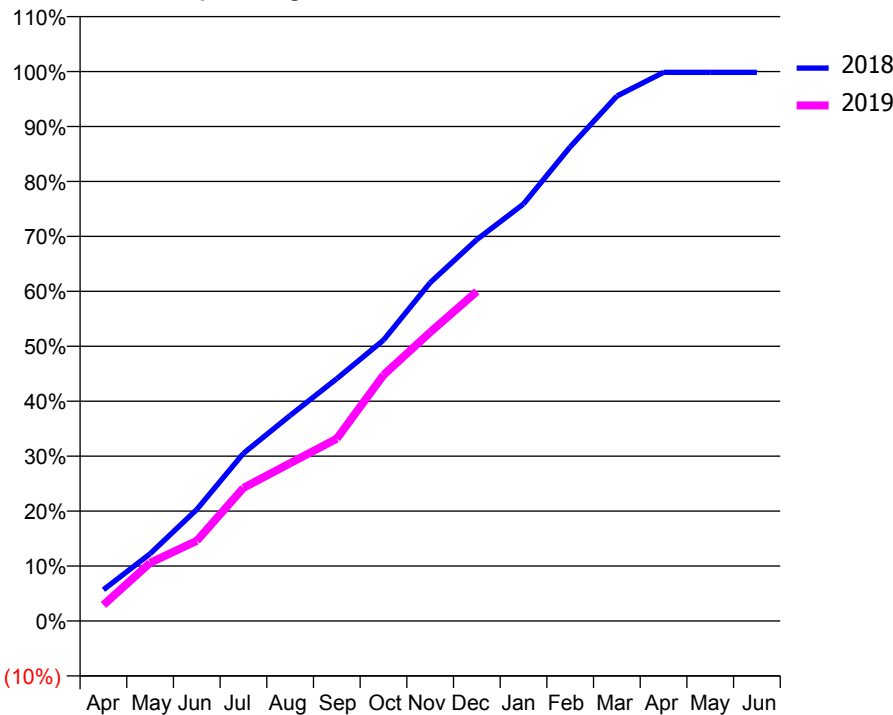
ACCESS*

Patients seen in 24 months	Total	Change since previous quarter
Quarter ending December 2017	5,704	
Quarter ending March 2018	5,747	→
Quarter ending June 2018	5,687	↓
Quarter ending September 2018	5,699	→
Quarter ending December 2018	5,769	→
Variance since December 2017	1.1%	→



ACTIVITY

Cumulative percentage of contracted UDA delivered 2018 & 2019



Month	Adjusted Scheduled Activity (UDA)	
	2018	2019
April	930	567
May	2,002	2,050
June	3,321	2,827
July	4,992	4,693
August	6,118	5,559
September	7,214	6,423
October	8,361	8,666
November	10,075	10,173
December	11,358	11,610
January	12,418	
February	14,114	
March	15,627	
April	16,335	
May	16,335	
June	16,335	

QUALITY

	Quantity	Base Number	Contract	AT	Region	England
% of FP17s for the same patient ID Re-attending within 3 months - Children	95	1,251	7.6%	11.3%	11.3%	11.8%
% of FP17s for the same patient ID Re-attending within 3 months - Adults	591	4,042	14.6%	16.1%	15.3%	15.6%
% of FP17s for the same patient ID Re-attending between 3 & 9 months - Children	671	1,251	53.6%	55.6%	61.1%	58.8%
% of FP17s for the same patient ID Re-attending between 3 & 9 months - Adults	1,360	4,042	33.6%	48.8%	52.4%	51.0%
% of FP17s for Band 1 Urgent Courses	427	5,011	8.5%	10.0%	9.5%	9.0%
% of FP17s Relating to Free Repair or Replacements	25	5,011	0.5%	0.5%	0.7%	0.8%
% of FP17s Relating to Continuations	62	5,011	1.2%	0.7%	0.8%	0.9%
% of Patients satisfied with the dentistry they have received	7	7	N/A	92.6%	93.1%	93.2%
% of Patients satisfied with the time they had to wait for an appointment	7	7	N/A	87.4%	87.8%	88.3%

* This is based on patients treated on this contract for their most recent course of treatment. Figures in italics indicate the base number of FP17s or Patient Questionnaire responses are less than 100. N/A is shown where the base number of responses is less than 10 during the period. % is calculated as Quantity/Base number*100

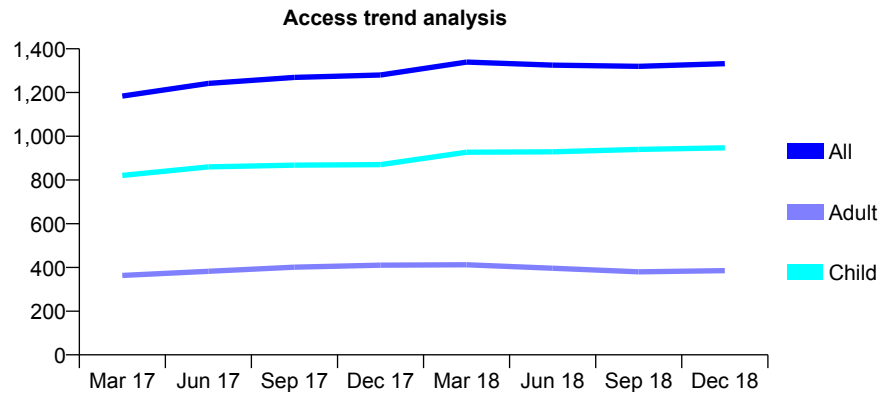
Q67 - Vital Signs At a Glance Contract Report for 999873/0001 - December 2018

Name or company name	MS B Goldin
Contract type name	GDS Contract
Purpose of contract	General and Orthodontic
Contract start date	31/12/2015
Contract end date	

18/19 Contracted general activity (UDA)	2,796
Carry forward general activity (UDA)	31
18/19 Contracted orthodontic activity (UOA)	0
Carry forward orthodontic activity (UOA)	0
Baseline contract value	£64,349.14

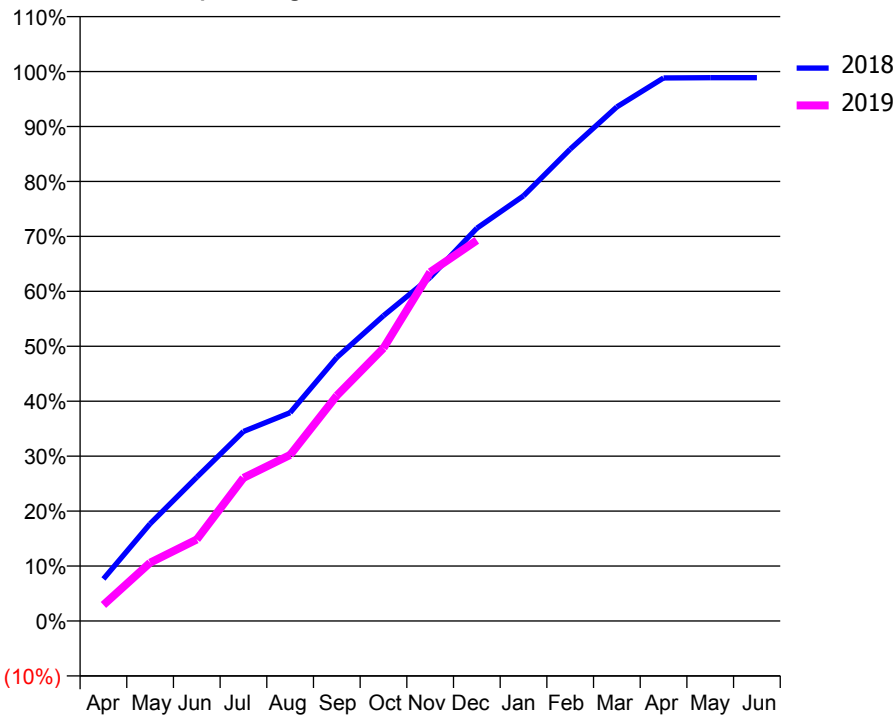
ACCESS*

Patients seen in 24 months	Total	Change since previous quarter
Quarter ending December 2017	1,280	
Quarter ending March 2018	1,339	↑
Quarter ending June 2018	1,325	↓
Quarter ending September 2018	1,320	→
Quarter ending December 2018	1,332	→
Variance since December 2017	4.1%	↑



ACTIVITY

Cumulative percentage of contracted UDA delivered 2018 & 2019



Month	Adjusted Scheduled Activity (UDA)	
	2018	2019
April	214	82
May	494	297
June	730	415
July	963	729
August	1,059	845
September	1,339	1,147
October	1,551	1,389
November	1,746	1,775
December	1,995	1,937
January	2,161	
February	2,397	
March	2,612	
April	2,759	
May	2,760	
June	2,760	

QUALITY

	Quantity	Base Number	Contract	AT	Region	England
% of FP17s for the same patient ID Re-attending within 3 months - Children	48	1,091	4.4%	11.3%	11.3%	11.8%
% of FP17s for the same patient ID Re-attending within 3 months - Adults	55	389	14.1%	16.1%	15.3%	15.6%
% of FP17s for the same patient ID Re-attending between 3 & 9 months - Children	634	1,091	58.1%	55.6%	61.1%	58.8%
% of FP17s for the same patient ID Re-attending between 3 & 9 months - Adults	247	389	63.5%	48.8%	52.4%	51.0%
% of FP17s for Band 1 Urgent Courses	58	1,381	4.2%	10.0%	9.5%	9.0%
% of FP17s Relating to Free Repair or Replacements	0	1,381	0.0%	0.5%	0.7%	0.8%
% of FP17s Relating to Continuations	22	1,381	1.6%	0.7%	0.8%	0.9%
% of Patients satisfied with the dentistry they have received	0	0	N/A	92.6%	93.1%	93.2%
% of Patients satisfied with the time they had to wait for an appointment	0	0	N/A	87.4%	87.8%	88.3%

* This is based on patients treated on this contract for their most recent course of treatment. Figures in italics indicate the base number of FP17s or Patient Questionnaire responses are less than 100. N/A is shown where the base number of responses is less than 10 during the period. % is calculated as Quantity/Base number*100