

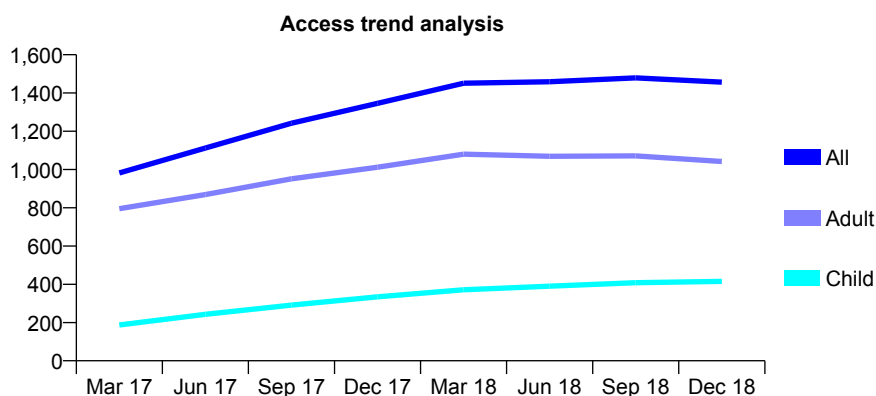
Q68 - Vital Signs At a Glance Contract Report for 100012/0000 - December 2018

Name or company name	Ruta Lagunaite
Contract type name	GDS Contract
Purpose of contract	General
Contract start date	01/03/2016
Contract end date	

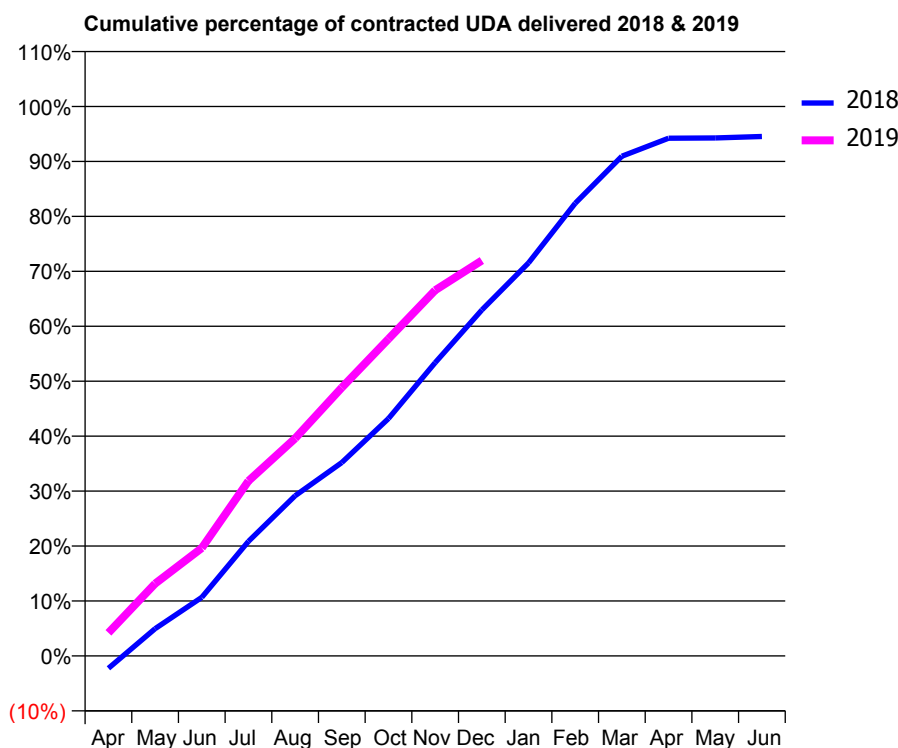
18/19 Contracted general activity (UDA)	5,009
Carry forward general activity (UDA)	0
18/19 Contracted orthodontic activity (UOA)	0
Carry forward orthodontic activity (UOA)	0
Baseline contract value	£135,771.53

ACCESS*

Patients seen in 24 months	Total	Change since previous quarter
Quarter ending December 2017	1,346	
Quarter ending March 2018	1,451	↑
Quarter ending June 2018	1,459	→
Quarter ending September 2018	1,479	→
Quarter ending December 2018	1,457	↓
Variance since December 2017	8.2%	↑



ACTIVITY



Month	Adjusted Scheduled Activity (UDA)	
	2018	2019
April	-114	211
May	249	659
June	534	984
July	1,045	1,595
August	1,461	1,983
September	1,763	2,446
October	2,165	2,889
November	2,673	3,334
December	3,154	3,605
January	3,582	
February	4,126	
March	4,555	
April	4,719	
May	4,722	
June	4,735	

QUALITY

	Quantity	Base Number	Contract	AT	Region	England
% of FP17s for the same patient ID Re-attending within 3 months - Children	49	446	11.0%	9.5%	11.3%	11.8%
% of FP17s for the same patient ID Re-attending within 3 months - Adults	235	1,132	20.8%	15.0%	15.3%	15.6%
% of FP17s for the same patient ID Re-attending between 3 & 9 months - Children	260	446	58.3%	59.9%	61.1%	58.8%
% of FP17s for the same patient ID Re-attending between 3 & 9 months - Adults	641	1,132	56.6%	51.5%	52.4%	51.0%
% of FP17s for Band 1 Urgent Courses	108	1,512	7.1%	9.4%	9.5%	9.0%
% of FP17s Relating to Free Repair or Replacements	19	1,512	1.3%	0.5%	0.7%	0.8%
% of FP17s Relating to Continuations	2	1,512	0.1%	0.8%	0.8%	0.9%
% of Patients satisfied with the dentistry they have received	3	3	N/A	92.5%	93.1%	93.2%
% of Patients satisfied with the time they had to wait for an appointment	2	3	N/A	88.5%	87.8%	88.3%

* This is based on patients treated on this contract for their most recent course of treatment. Figures in italics indicate the base number of FP17s or Patient Questionnaire responses are less than 100. N/A is shown where the base number of responses is less than 10 during the period. % is calculated as Quantity/Base number*100

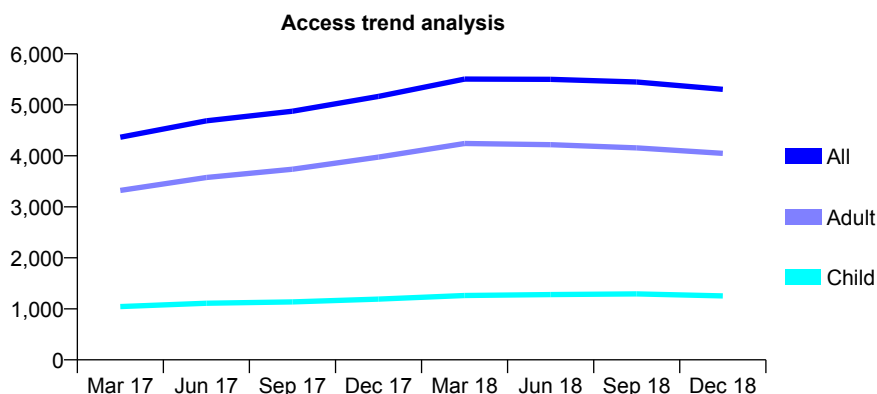
Q68 - Vital Signs At a Glance Contract Report for 100057/0000 - December 2018

Name or company name	Battle Road Dental Practice
Contract type name	GDS Contract
Purpose of contract	General
Contract start date	01/04/2016
Contract end date	

18/19 Contracted general activity (UDA)	16,312
Carry forward general activity (UDA)	0
18/19 Contracted orthodontic activity (UOA)	0
Carry forward orthodontic activity (UOA)	0
Baseline contract value	£461,998.90

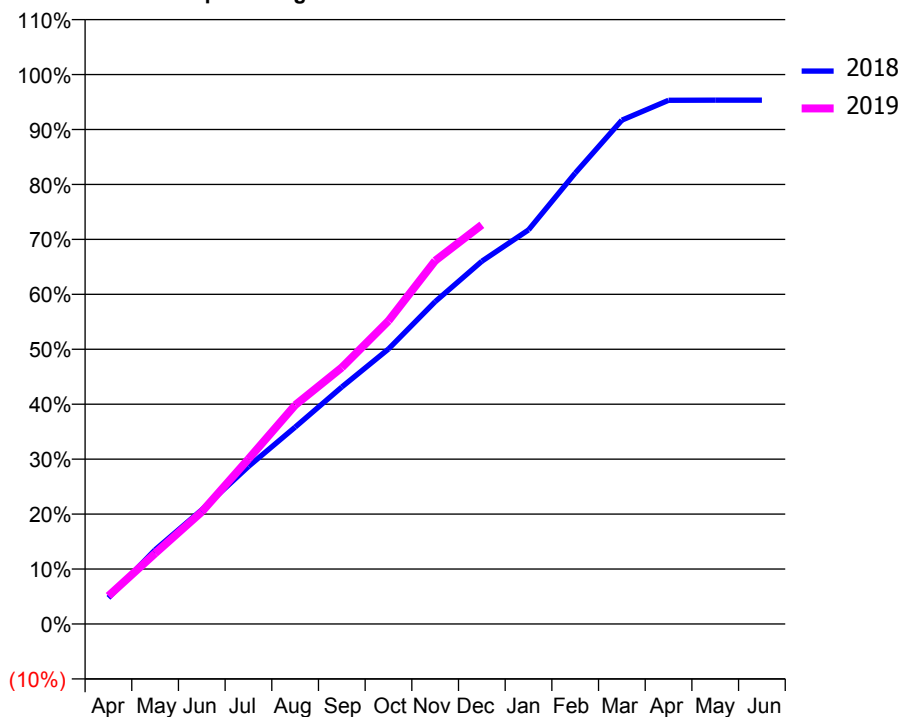
ACCESS*

Patients seen in 24 months	Total	Change since previous quarter
Quarter ending December 2017	5,166	
Quarter ending March 2018	5,504	↑
Quarter ending June 2018	5,500	→
Quarter ending September 2018	5,448	→
Quarter ending December 2018	5,303	↓
Variance since December 2017	2.7%	↑



ACTIVITY

Cumulative percentage of contracted UDA delivered 2018 & 2019



Adjusted Scheduled Activity (UDA)

Month	2018	2019
April	777	835
May	2,201	2,096
June	3,392	3,332
July	4,677	4,897
August	5,845	6,497
September	7,038	7,616
October	8,164	9,000
November	9,569	10,786
December	10,771	11,849
January	11,700	
February	13,385	
March	14,956	
April	15,548	
May	15,553	
June	15,553	

QUALITY

	Quantity	Base Number	Contract	AT	Region	England
% of FP17s for the same patient ID Re-attending within 3 months - Children	193	1,478	13.1%	9.5%	11.3%	11.8%
% of FP17s for the same patient ID Re-attending within 3 months - Adults	938	4,729	19.8%	15.0%	15.3%	15.6%
% of FP17s for the same patient ID Re-attending between 3 & 9 months - Children	856	1,478	57.9%	59.9%	61.1%	58.8%
% of FP17s for the same patient ID Re-attending between 3 & 9 months - Adults	2,410	4,729	51.0%	51.5%	52.4%	51.0%
% of FP17s for Band 1 Urgent Courses	998	5,928	16.8%	9.4%	9.5%	9.0%
% of FP17s Relating to Free Repair or Replacements	150	5,928	2.5%	0.5%	0.7%	0.8%
% of FP17s Relating to Continuations	81	5,928	1.4%	0.8%	0.8%	0.9%
% of Patients satisfied with the dentistry they have received	2	2	N/A	92.5%	93.1%	93.2%
% of Patients satisfied with the time they had to wait for an appointment	2	2	N/A	88.5%	87.8%	88.3%

* This is based on patients treated on this contract for their most recent course of treatment. Figures in italics indicate the base number of FP17s or Patient Questionnaire responses are less than 100. N/A is shown where the base number of responses is less than 10 during the period. % is calculated as Quantity/Base number*100

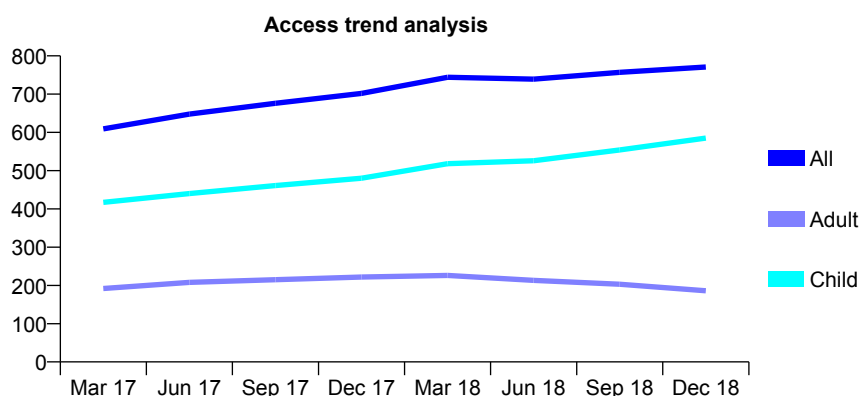
Q68 - Vital Signs At a Glance Contract Report for 100061/0000 - December 2018

Name or company name	MISS AR PATEL
Contract type name	GDS Contract
Purpose of contract	General
Contract start date	01/04/2016
Contract end date	

18/19 Contracted general activity (UDA)	2,109
Carry forward general activity (UDA)	0
18/19 Contracted orthodontic activity (UOA)	0
Carry forward orthodontic activity (UOA)	0
Baseline contract value	£56,711.14

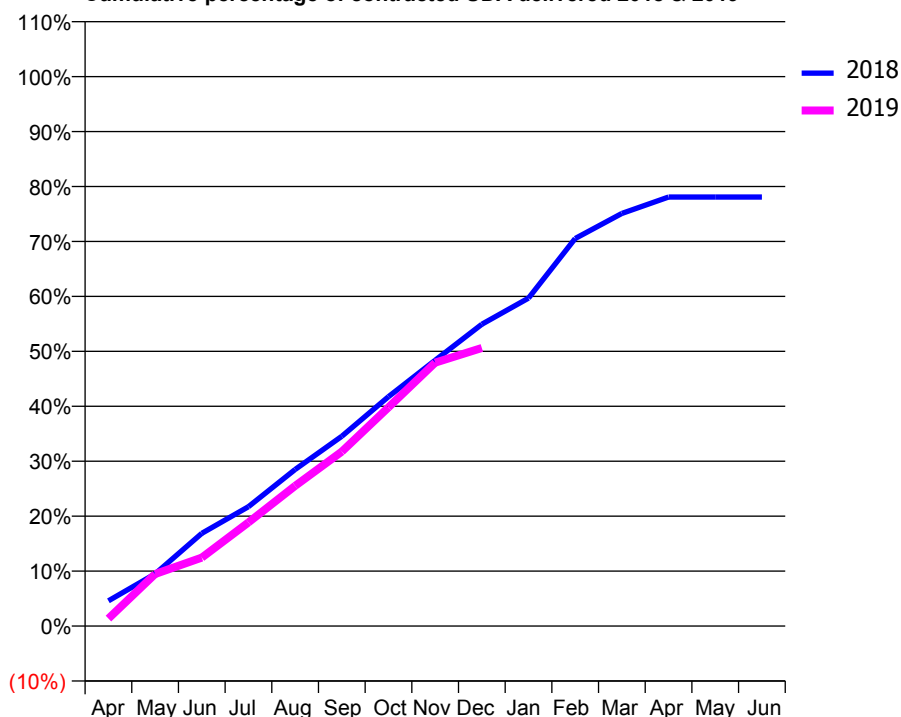
ACCESS*

Patients seen in 24 months	Total	Change since previous quarter
Quarter ending December 2017	702	
Quarter ending March 2018	744	↑
Quarter ending June 2018	739	→
Quarter ending September 2018	757	↑
Quarter ending December 2018	771	→
Variance since December 2017	9.8%	↑



ACTIVITY

Cumulative percentage of contracted UDA delivered 2018 & 2019



Month	Adjusted Scheduled Activity (UDA)	
	2018	2019
April	97	29
May	201	200
June	356	263
July	458	398
August	601	538
September	728	670
October	880	840
November	1,020	1,011
December	1,158	1,067
January	1,259	
February	1,488	
March	1,584	
April	1,647	
May	1,647	
June	1,647	

QUALITY

	Quantity	Base Number	Contract	AT	Region	England
% of FP17s for the same patient ID Re-attending within 3 months - Children	87	771	11.3%	9.5%	11.3%	11.8%
% of FP17s for the same patient ID Re-attending within 3 months - Adults	4	41	9.8%	15.0%	15.3%	15.6%
% of FP17s for the same patient ID Re-attending between 3 & 9 months - Children	471	771	61.1%	59.9%	61.1%	58.8%
% of FP17s for the same patient ID Re-attending between 3 & 9 months - Adults	23	41	56.1%	51.5%	52.4%	51.0%
% of FP17s for Band 1 Urgent Courses	22	768	2.9%	9.4%	9.5%	9.0%
% of FP17s Relating to Free Repair or Replacements	0	768	0.0%	0.5%	0.7%	0.8%
% of FP17s Relating to Continuations	3	768	0.4%	0.8%	0.8%	0.9%
% of Patients satisfied with the dentistry they have received	0	0	N/A	92.5%	93.1%	93.2%
% of Patients satisfied with the time they had to wait for an appointment	0	0	N/A	88.5%	87.8%	88.3%

* This is based on patients treated on this contract for their most recent course of treatment. Figures in italics indicate the base number of FP17s or Patient Questionnaire responses are less than 100. N/A is shown where the base number of responses is less than 10 during the period. % is calculated as Quantity/Base number*100

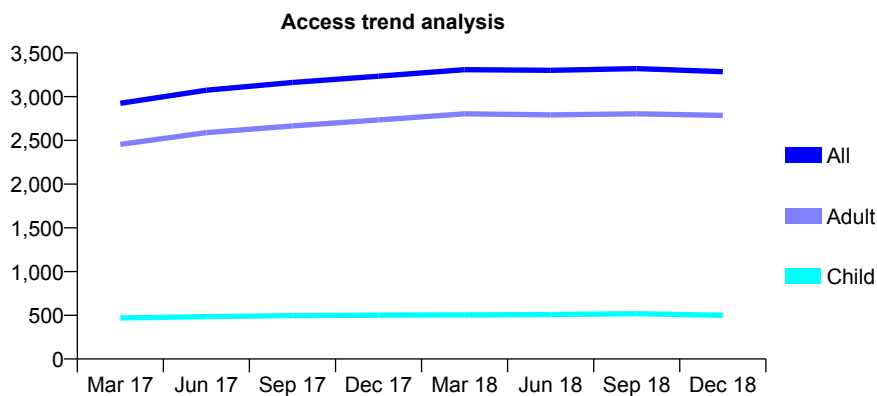
Q68 - Vital Signs At a Glance Contract Report for 100136/0000 - December 2018

Name or company name	MR JS KAILA
Contract type name	GDS Contract
Purpose of contract	General
Contract start date	01/04/2016
Contract end date	

18/19 Contracted general activity (UDA)	11,191
Carry forward general activity (UDA)	0
18/19 Contracted orthodontic activity (UOA)	0
Carry forward orthodontic activity (UOA)	0
Baseline contract value	£294,446.86

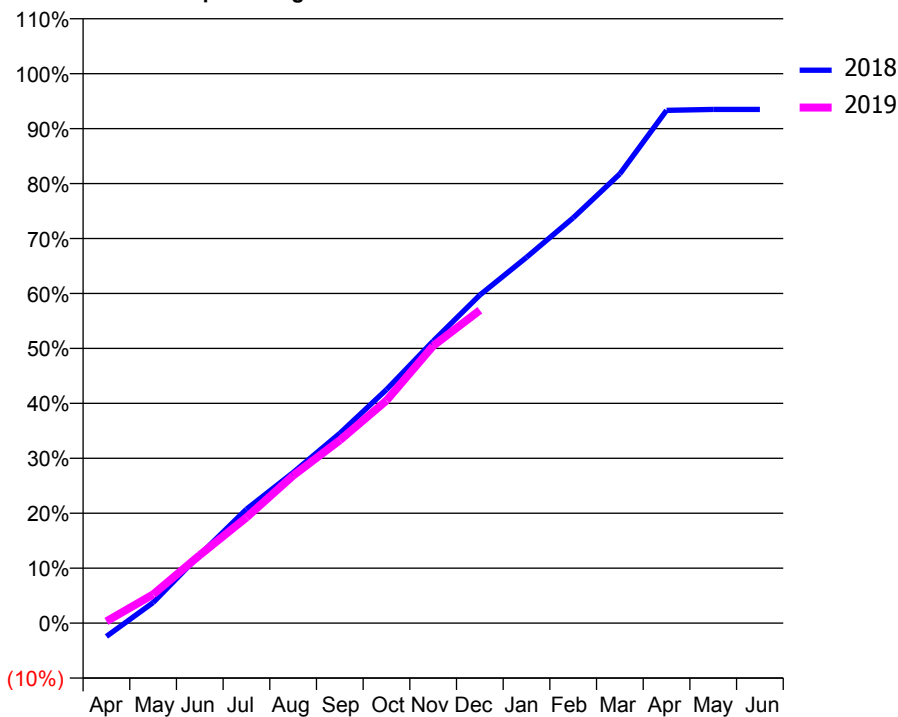
ACCESS*

Patients seen in 24 months	Total	Change since previous quarter
Quarter ending December 2017	3,234	
Quarter ending March 2018	3,308	↑
Quarter ending June 2018	3,301	→
Quarter ending September 2018	3,321	→
Quarter ending December 2018	3,285	↓
Variance since December 2017	1.6%	→



ACTIVITY

Cumulative percentage of contracted UDA delivered 2018 & 2019



Adjusted Scheduled Activity (UDA)

Month	2018	2019
April	-273	36
May	418	586
June	1,392	1,387
July	2,322	2,153
August	3,066	3,006
September	3,865	3,725
October	4,757	4,533
November	5,744	5,647
December	6,681	6,372
January	7,451	
February	8,253	
March	9,151	
April	10,444	
May	10,463	
June	10,463	

QUALITY

	Quantity	Base Number	Contract	AT	Region	England
% of FP17s for the same patient ID Re-attending within 3 months - Children	28	629	4.5%	9.5%	11.3%	11.8%
% of FP17s for the same patient ID Re-attending within 3 months - Adults	644	3,717	17.3%	15.0%	15.3%	15.6%
% of FP17s for the same patient ID Re-attending between 3 & 9 months - Children	429	629	68.2%	59.9%	61.1%	58.8%
% of FP17s for the same patient ID Re-attending between 3 & 9 months - Adults	2,483	3,717	66.8%	51.5%	52.4%	51.0%
% of FP17s for Band 1 Urgent Courses	249	3,112	8.0%	9.4%	9.5%	9.0%
% of FP17s Relating to Free Repair or Replacements	0	3,112	0.0%	0.5%	0.7%	0.8%
% of FP17s Relating to Continuations	65	3,112	2.1%	0.8%	0.8%	0.9%
% of Patients satisfied with the dentistry they have received	13	13	100.0%	92.5%	93.1%	93.2%
% of Patients satisfied with the time they had to wait for an appointment	13	13	100.0%	88.5%	87.8%	88.3%

* This is based on patients treated on this contract for their most recent course of treatment. Figures in italics indicate the base number of FP17s or Patient Questionnaire responses are less than 100. N/A is shown where the base number of responses is less than 10 during the period. % is calculated as Quantity/Base number*100

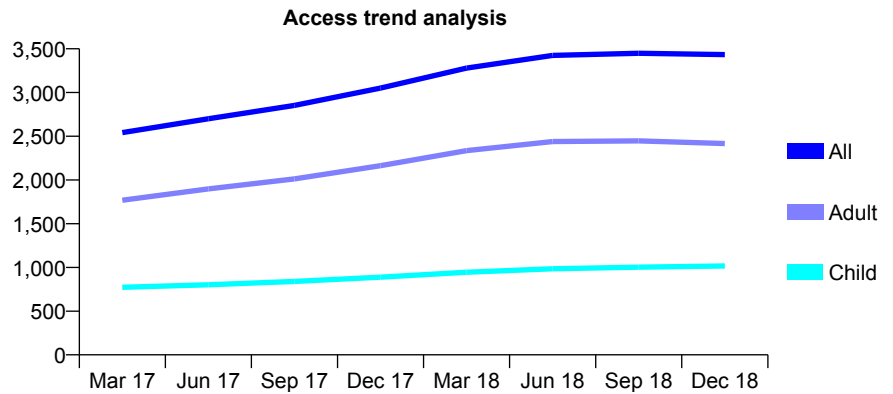
Q68 - Vital Signs At a Glance Contract Report for 100167/0000 - December 2018

Name or company name	ABC Dental Surgery Ltd
Contract type name	GDS Contract
Purpose of contract	General
Contract start date	01/06/2016
Contract end date	

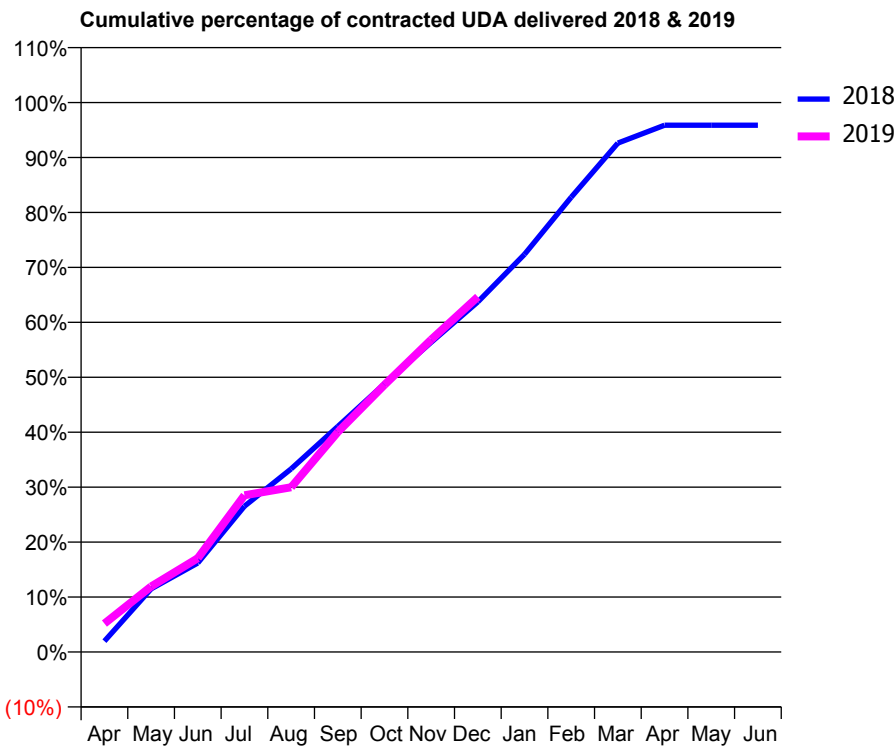
18/19 Contracted general activity (UDA)	13,371
Carry forward general activity (UDA)	0
18/19 Contracted orthodontic activity (UOA)	0
Carry forward orthodontic activity (UOA)	0
Baseline contract value	£346,169.55

ACCESS*

Patients seen in 24 months	Total	Change since previous quarter
Quarter ending December 2017	3,051	
Quarter ending March 2018	3,280	↑
Quarter ending June 2018	3,424	↑
Quarter ending September 2018	3,449	→
Quarter ending December 2018	3,434	→
Variance since December 2017	12.6%	↑



ACTIVITY



Month	Adjusted Scheduled Activity (UDA)	
	2018	2019
April	268	694
May	1,566	1,596
June	2,208	2,284
July	3,616	3,815
August	4,542	4,010
September	5,593	5,352
October	6,652	6,499
November	7,681	7,600
December	8,681	8,642
January	9,864	
February	11,277	
March	12,619	
April	13,064	
May	13,064	
June	13,064	

QUALITY

	Quantity	Base Number	Contract	AT	Region	England
% of FP17s for the same patient ID Re-attending within 3 months - Children	84	1,096	7.7%	9.5%	11.3%	11.8%
% of FP17s for the same patient ID Re-attending within 3 months - Adults	373	2,416	15.4%	15.0%	15.3%	15.6%
% of FP17s for the same patient ID Re-attending between 3 & 9 months - Children	674	1,096	61.5%	59.9%	61.1%	58.8%
% of FP17s for the same patient ID Re-attending between 3 & 9 months - Adults	1,333	2,416	55.2%	51.5%	52.4%	51.0%
% of FP17s for Band 1 Urgent Courses	263	3,340	7.9%	9.4%	9.5%	9.0%
% of FP17s Relating to Free Repair or Replacements	17	3,340	0.5%	0.5%	0.7%	0.8%
% of FP17s Relating to Continuations	19	3,340	0.6%	0.8%	0.8%	0.9%
% of Patients satisfied with the dentistry they have received	0	0	N/A	92.5%	93.1%	93.2%
% of Patients satisfied with the time they had to wait for an appointment	0	0	N/A	88.5%	87.8%	88.3%

* This is based on patients treated on this contract for their most recent course of treatment. Figures in italics indicate the base number of FP17s or Patient Questionnaire responses are less than 100. N/A is shown where the base number of responses is less than 10 during the period. % is calculated as Quantity/Base number*100

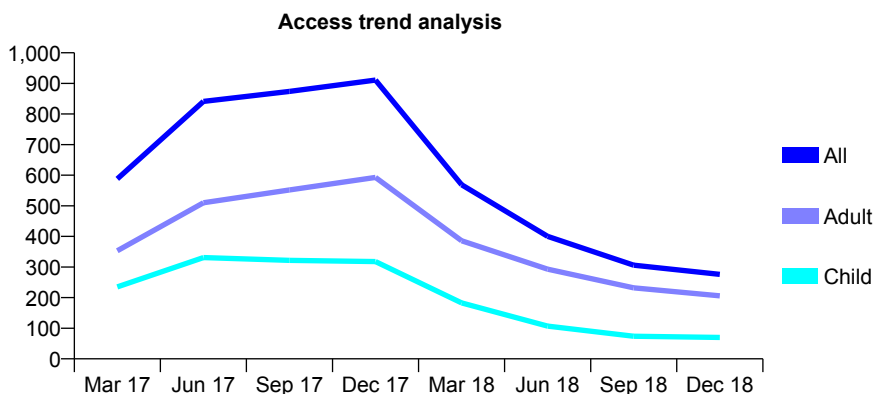
Q68 - Vital Signs At a Glance Contract Report for 100192/0000 - December 2018

Name or company name	Apex Dental Care Ltd
Contract type name	GDS Contract
Purpose of contract	General
Contract start date	01/04/2016
Contract end date	

18/19 Contracted general activity (UDA)	5,000
Carry forward general activity (UDA)	0
18/19 Contracted orthodontic activity (UOA)	0
Carry forward orthodontic activity (UOA)	0
Baseline contract value	£139,796.73

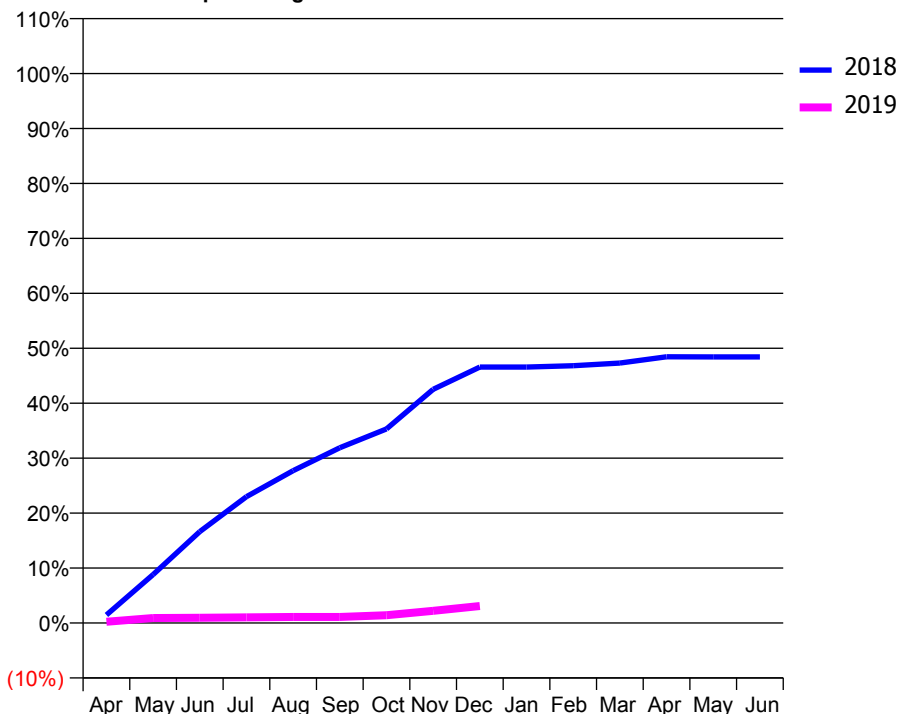
ACCESS*

Patients seen in 24 months	Total	Change since previous quarter
Quarter ending December 2017	911	
Quarter ending March 2018	569	↓
Quarter ending June 2018	400	↓
Quarter ending September 2018	306	↓
Quarter ending December 2018	276	↓
Variance since December 2017	(69.7%)	↓



ACTIVITY

Cumulative percentage of contracted UDA delivered 2018 & 2019



Month	Adjusted Scheduled Activity (UDA)	
	2018	2019
April	73	11
May	441	45
June	832	48
July	1,150	52
August	1,387	55
September	1,595	55
October	1,766	71
November	2,126	111
December	2,329	154
January	2,329	
February	2,341	
March	2,366	
April	2,423	
May	2,421	
June	2,421	

QUALITY

	Quantity	Base Number	Contract	AT	Region	England
% of FP17s for the same patient ID Re-attending within 3 months - Children	0	20	0.0%	9.5%	11.3%	11.8%
% of FP17s for the same patient ID Re-attending within 3 months - Adults	6	61	9.8%	15.0%	15.3%	15.6%
% of FP17s for the same patient ID Re-attending between 3 & 9 months - Children	0	20	0.0%	59.9%	61.1%	58.8%
% of FP17s for the same patient ID Re-attending between 3 & 9 months - Adults	5	61	8.2%	51.5%	52.4%	51.0%
% of FP17s for Band 1 Urgent Courses	7	69	10.1%	9.4%	9.5%	9.0%
% of FP17s Relating to Free Repair or Replacements	0	69	0.0%	0.5%	0.7%	0.8%
% of FP17s Relating to Continuations	1	69	1.4%	0.8%	0.8%	0.9%
% of Patients satisfied with the dentistry they have received	0	0	N/A	92.5%	93.1%	93.2%
% of Patients satisfied with the time they had to wait for an appointment	0	0	N/A	88.5%	87.8%	88.3%

* This is based on patients treated on this contract for their most recent course of treatment. Figures in italics indicate the base number of FP17s or Patient Questionnaire responses are less than 100. N/A is shown where the base number of responses is less than 10 during the period. % is calculated as Quantity/Base number*100

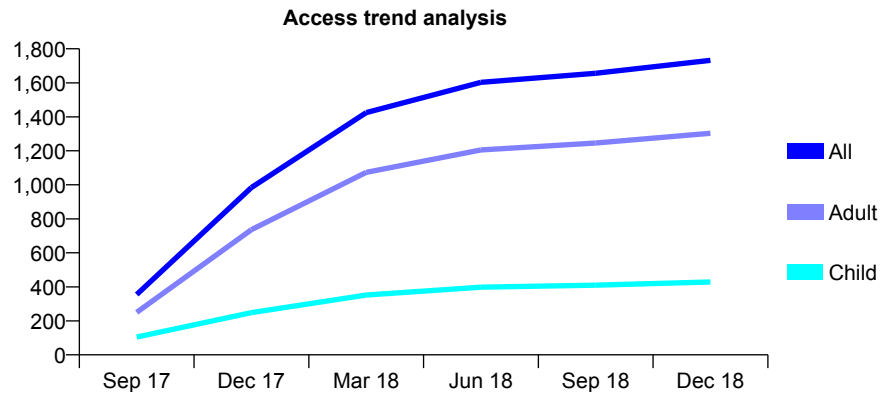
Q68 - Vital Signs At a Glance Contract Report for 100476/0000 - December 2018

Name or company name	Jayne Withinshaw Limited
Contract type name	GDS Contract
Purpose of contract	General
Contract start date	01/08/2017
Contract end date	

18/19 Contracted general activity (UDA)	4,950
Carry forward general activity (UDA)	0
18/19 Contracted orthodontic activity (UOA)	0
Carry forward orthodontic activity (UOA)	0
Baseline contract value	£122,543.13

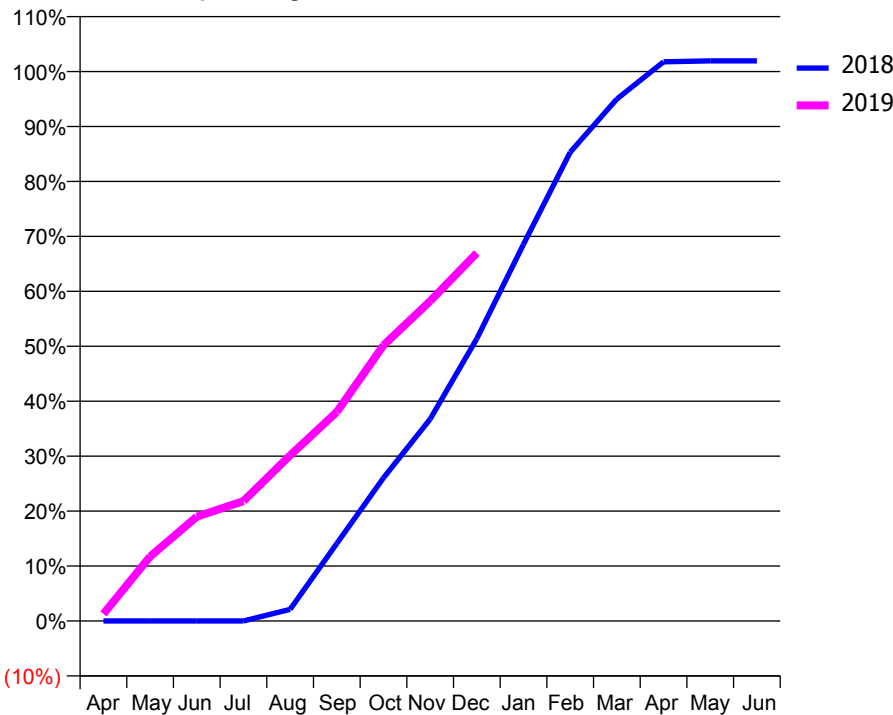
ACCESS*

Patients seen in 24 months	Total	Change since previous quarter
Quarter ending December 2017	984	
Quarter ending March 2018	1,425	↑
Quarter ending June 2018	1,603	↑
Quarter ending September 2018	1,656	↑
Quarter ending December 2018	1,732	↑
Variance since December 2017	76.0%	↑



ACTIVITY

Cumulative percentage of contracted UDA delivered 2018 & 2019



Month	Adjusted Scheduled Activity (UDA)	
	2018	2019
April	0	64
May	0	581
June	0	939
July	0	1,080
August	69	1,492
September	459	1,883
October	847	2,484
November	1,195	2,883
December	1,671	3,315
January	2,230	
February	2,774	
March	3,089	
April	3,309	
May	3,315	
June	3,315	

QUALITY

	Quantity	Base Number	Contract	AT	Region	England
% of FP17s for the same patient ID Re-attending within 3 months - Children	40	476	8.4%	9.5%	11.3%	11.8%
% of FP17s for the same patient ID Re-attending within 3 months - Adults	161	1,407	11.4%	15.0%	15.3%	15.6%
% of FP17s for the same patient ID Re-attending between 3 & 9 months - Children	247	476	51.9%	59.9%	61.1%	58.8%
% of FP17s for the same patient ID Re-attending between 3 & 9 months - Adults	771	1,407	54.8%	51.5%	52.4%	51.0%
% of FP17s for Band 1 Urgent Courses	21	1,746	1.2%	9.4%	9.5%	9.0%
% of FP17s Relating to Free Repair or Replacements	7	1,746	0.4%	0.5%	0.7%	0.8%
% of FP17s Relating to Continuations	26	1,746	1.5%	0.8%	0.8%	0.9%
% of Patients satisfied with the dentistry they have received	0	1	N/A	92.5%	93.1%	93.2%
% of Patients satisfied with the time they had to wait for an appointment	1	1	N/A	88.5%	87.8%	88.3%

* This is based on patients treated on this contract for their most recent course of treatment. Figures in italics indicate the base number of FP17s or Patient Questionnaire responses are less than 100. N/A is shown where the base number of responses is less than 10 during the period. % is calculated as Quantity/Base number*100

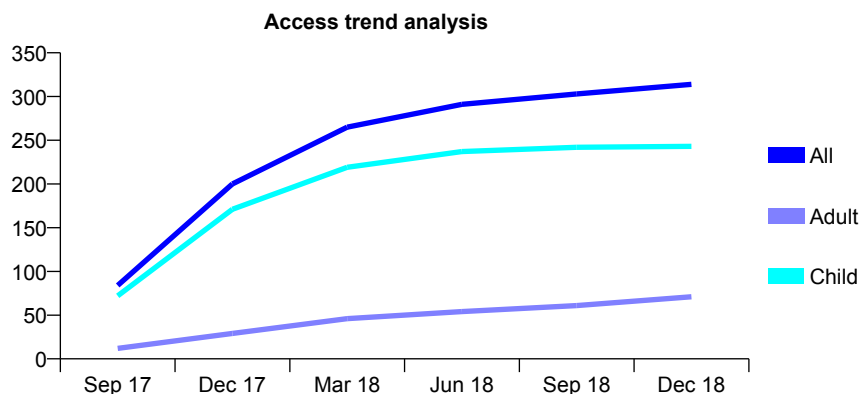
Q68 - Vital Signs At a Glance Contract Report for 100477/0000 - December 2018

Name or company name	Knights Dental Surgery Limited
Contract type name	GDS Contract
Purpose of contract	General
Contract start date	01/08/2017
Contract end date	

18/19 Contracted general activity (UDA)	1,140
Carry forward general activity (UDA)	0
18/19 Contracted orthodontic activity (UOA)	0
Carry forward orthodontic activity (UOA)	0
Baseline contract value	£30,118.09

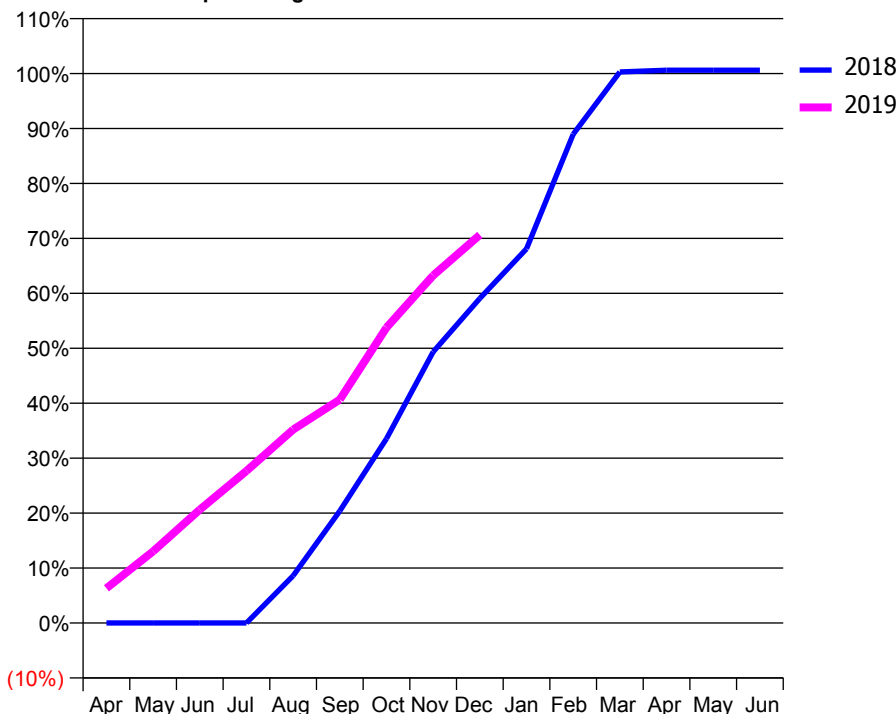
ACCESS*

Patients seen in 24 months	Total	Change since previous quarter
Quarter ending December 2017	200	
Quarter ending March 2018	265	↑
Quarter ending June 2018	291	↑
Quarter ending September 2018	303	↑
Quarter ending December 2018	314	↑
Variance since December 2017	57.0%	↑



ACTIVITY

Cumulative percentage of contracted UDA delivered 2018 & 2019



Month	Adjusted Scheduled Activity (UDA)	
	2018	2019
April	0	72
May	0	149
June	0	235
July	0	315
August	63	401
September	151	464
October	248	613
November	364	721
December	436	805
January	503	
February	656	
March	740	
April	742	
May	742	
June	742	

QUALITY

	Quantity	Base Number	Contract	AT	Region	England
% of FP17s for the same patient ID Re-attending within 3 months - Children	22	318	6.9%	9.5%	11.3%	11.8%
% of FP17s for the same patient ID Re-attending within 3 months - Adults	15	60	25.0%	15.0%	15.3%	15.6%
% of FP17s for the same patient ID Re-attending between 3 & 9 months - Children	243	318	76.4%	59.9%	61.1%	58.8%
% of FP17s for the same patient ID Re-attending between 3 & 9 months - Adults	27	60	45.0%	51.5%	52.4%	51.0%
% of FP17s for Band 1 Urgent Courses	21	376	5.6%	9.4%	9.5%	9.0%
% of FP17s Relating to Free Repair or Replacements	0	376	0.0%	0.5%	0.7%	0.8%
% of FP17s Relating to Continuations	0	376	0.0%	0.8%	0.8%	0.9%
% of Patients satisfied with the dentistry they have received	1	1	N/A	92.5%	93.1%	93.2%
% of Patients satisfied with the time they had to wait for an appointment	1	1	N/A	88.5%	87.8%	88.3%

* This is based on patients treated on this contract for their most recent course of treatment. Figures in italics indicate the base number of FP17s or Patient Questionnaire responses are less than 100. N/A is shown where the base number of responses is less than 10 during the period. % is calculated as Quantity/Base number*100

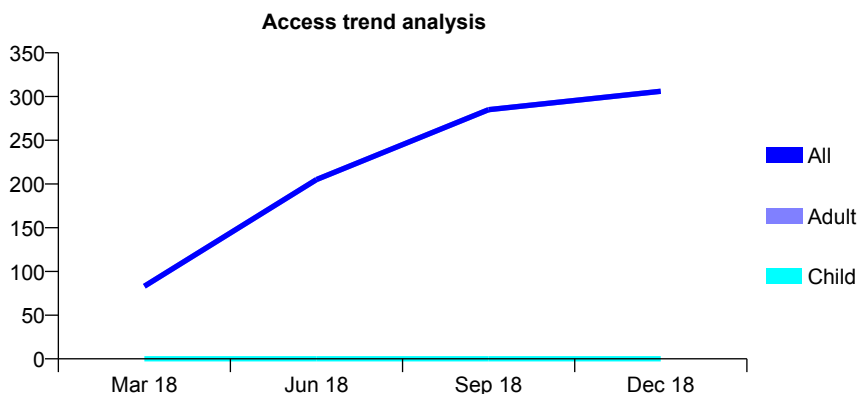
Q68 - Vital Signs At a Glance Contract Report for 100515/0000 - December 2018

Name or company name	MR D MYERS
Contract type name	GDS Contract
Purpose of contract	General
Contract start date	01/07/2017
Contract end date	

18/19 Contracted general activity (UDA)	1,587
Carry forward general activity (UDA)	0
18/19 Contracted orthodontic activity (UOA)	0
Carry forward orthodontic activity (UOA)	0
Baseline contract value	£57,308.76

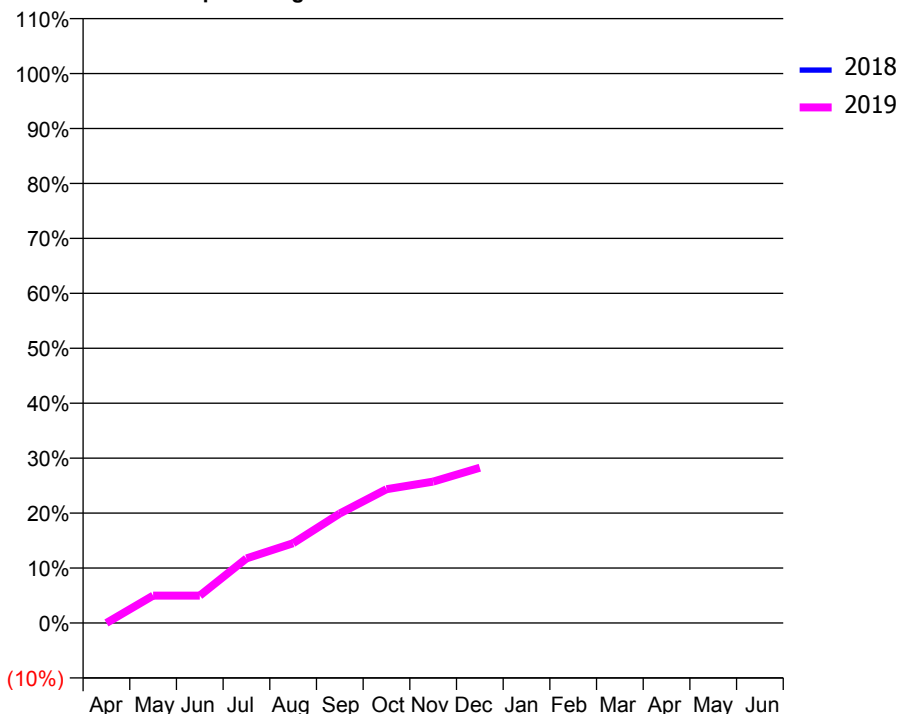
ACCESS*

Patients seen in 24 months	Total	Change since previous quarter
Quarter ending December 2017	0	
Quarter ending March 2018	83	
Quarter ending June 2018	205	↑
Quarter ending September 2018	285	↑
Quarter ending December 2018	306	↑
Variance since December 2017	N/A	



ACTIVITY

Cumulative percentage of contracted UDA delivered 2018 & 2019



Month	Adjusted Scheduled Activity (UDA)	
	2018	2019
April	0	0
May	0	79
June	0	79
July	0	186
August	0	230
September	0	316
October	0	386
November	0	408
December	0	449
January	143	
February	189	
March	241	
April	536	
May	602	
June	602	

QUALITY

	Quantity	Base Number	Contract	AT	Region	England
% of FP17s for the same patient ID Re-attending within 3 months - Children	0	0	N/A	9.5%	11.3%	11.8%
% of FP17s for the same patient ID Re-attending within 3 months - Adults	1	264	0.4%	15.0%	15.3%	15.6%
% of FP17s for the same patient ID Re-attending between 3 & 9 months - Children	0	0	N/A	59.9%	61.1%	58.8%
% of FP17s for the same patient ID Re-attending between 3 & 9 months - Adults	11	264	4.2%	51.5%	52.4%	51.0%
% of FP17s for Band 1 Urgent Courses	3	143	2.1%	9.4%	9.5%	9.0%
% of FP17s Relating to Free Repair or Replacements	0	143	0.0%	0.5%	0.7%	0.8%
% of FP17s Relating to Continuations	0	143	0.0%	0.8%	0.8%	0.9%
% of Patients satisfied with the dentistry they have received	0	1	N/A	92.5%	93.1%	93.2%
% of Patients satisfied with the time they had to wait for an appointment	0	1	N/A	88.5%	87.8%	88.3%

* This is based on patients treated on this contract for their most recent course of treatment. Figures in italics indicate the base number of FP17s or Patient Questionnaire responses are less than 100. N/A is shown where the base number of responses is less than 10 during the period. % is calculated as Quantity/Base number*100

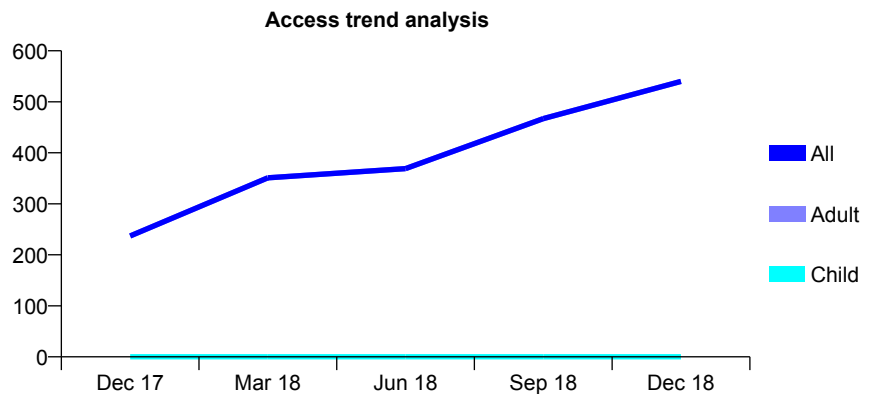
Q68 - Vital Signs At a Glance Contract Report for 100516/0000 - December 2018

Name or company name	MR WM HOULDEN
Contract type name	GDS Contract
Purpose of contract	General
Contract start date	01/07/2017
Contract end date	

18/19 Contracted general activity (UDA)	2,800
Carry forward general activity (UDA)	0
18/19 Contracted orthodontic activity (UOA)	0
Carry forward orthodontic activity (UOA)	0
Baseline contract value	£93,840.63

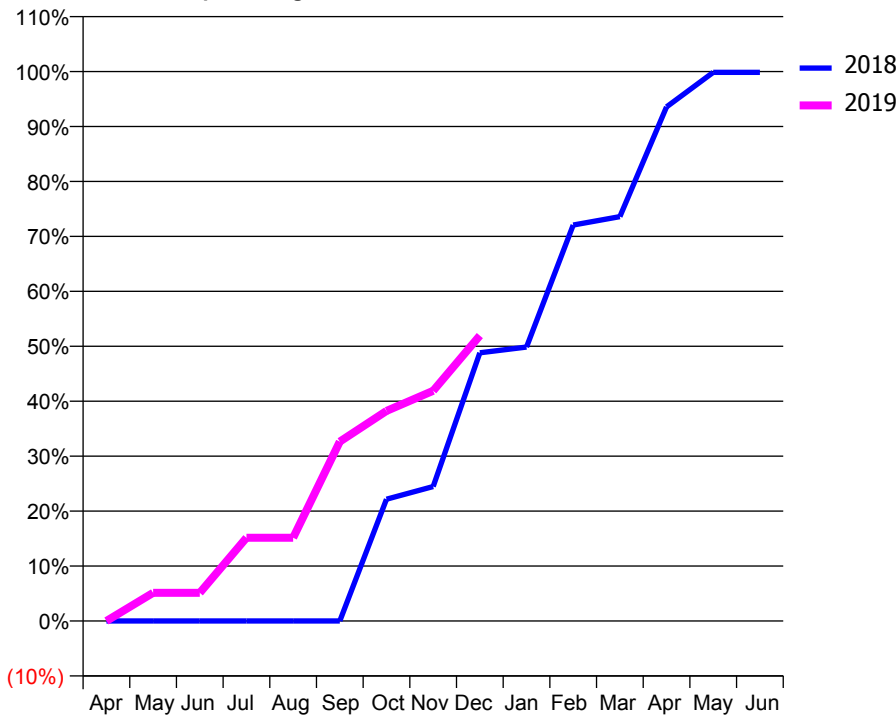
ACCESS*

Patients seen in 24 months	Total	Change since previous quarter
Quarter ending December 2017	237	
Quarter ending March 2018	351	↑
Quarter ending June 2018	369	↑
Quarter ending September 2018	467	↑
Quarter ending December 2018	540	↑
Variance since December 2017	127.8%	↑



ACTIVITY

Cumulative percentage of contracted UDA delivered 2018 & 2019



Month	Adjusted Scheduled Activity (UDA)	
	2018	2019
April	0	0
May	0	143
June	0	143
July	0	424
August	0	424
September	0	914
October	456	1,070
November	504	1,173
December	1,005	1,455
January	1,026	
February	1,483	
March	1,514	
April	1,925	
May	2,055	
June	2,055	

QUALITY

	Quantity	Base Number	Contract	AT	Region	England
% of FP17s for the same patient ID Re-attending within 3 months - Children	0	0	N/A	9.5%	11.3%	11.8%
% of FP17s for the same patient ID Re-attending within 3 months - Adults	101	477	21.2%	15.0%	15.3%	15.6%
% of FP17s for the same patient ID Re-attending between 3 & 9 months - Children	0	0	N/A	59.9%	61.1%	58.8%
% of FP17s for the same patient ID Re-attending between 3 & 9 months - Adults	68	477	14.3%	51.5%	52.4%	51.0%
% of FP17s for Band 1 Urgent Courses	22	343	6.4%	9.4%	9.5%	9.0%
% of FP17s Relating to Free Repair or Replacements	0	343	0.0%	0.5%	0.7%	0.8%
% of FP17s Relating to Continuations	0	343	0.0%	0.8%	0.8%	0.9%
% of Patients satisfied with the dentistry they have received	0	0	N/A	92.5%	93.1%	93.2%
% of Patients satisfied with the time they had to wait for an appointment	0	0	N/A	88.5%	87.8%	88.3%

* This is based on patients treated on this contract for their most recent course of treatment. Figures in italics indicate the base number of FP17s or Patient Questionnaire responses are less than 100. N/A is shown where the base number of responses is less than 10 during the period. % is calculated as Quantity/Base number*100

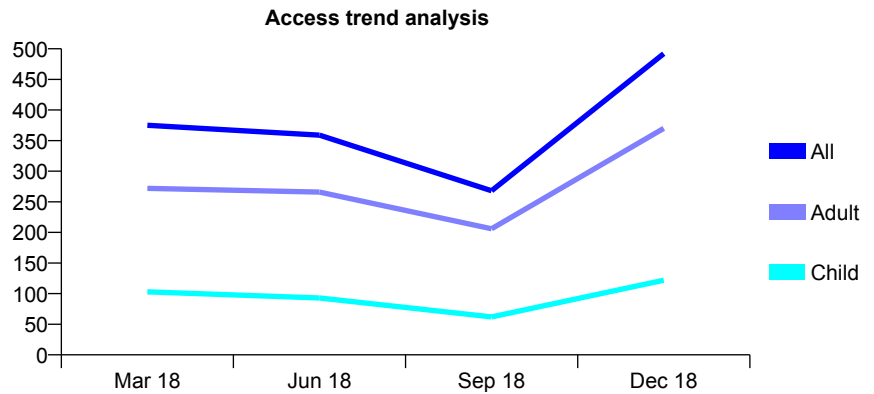
Q68 - Vital Signs At a Glance Contract Report for 100589/0000 - December 2018

Name or company name	Mr A Patel and Ms P Patel
Contract type name	GDS Contract
Purpose of contract	General
Contract start date	01/04/2017
Contract end date	31/03/2019

18/19 Contracted general activity (UDA)	1,000
Carry forward general activity (UDA)	0
18/19 Contracted orthodontic activity (UOA)	0
Carry forward orthodontic activity (UOA)	0
Baseline contract value	£27,169.08

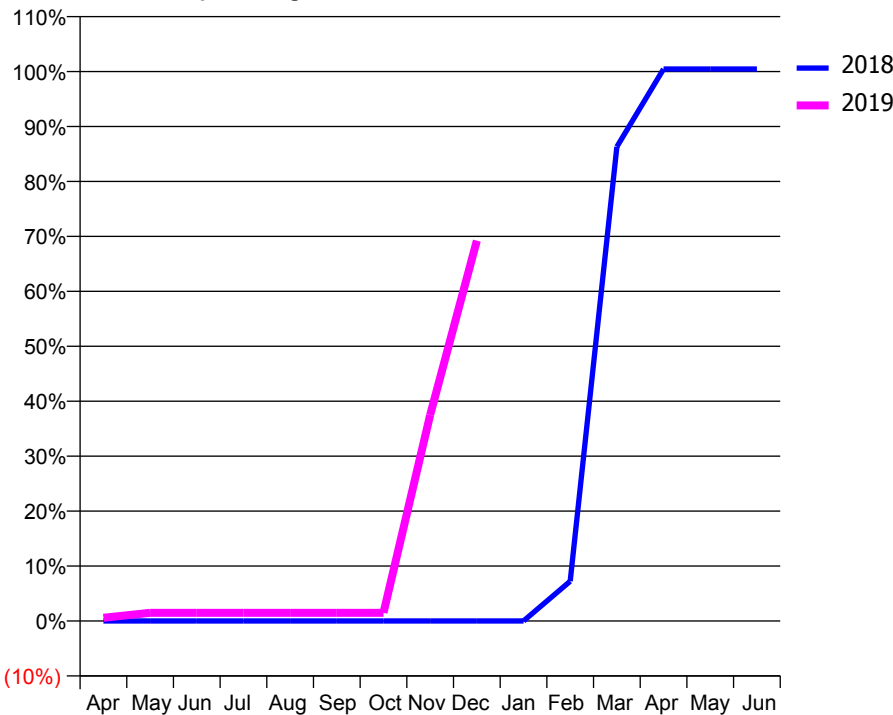
ACCESS*

Patients seen in 24 months	Total	Change since previous quarter
Quarter ending December 2017	0	
Quarter ending March 2018	375	
Quarter ending June 2018	359	↓
Quarter ending September 2018	268	↓
Quarter ending December 2018	492	↑
Variance since December 2017	N/A	



ACTIVITY

Cumulative percentage of contracted UDA delivered 2018 & 2019



Month	Adjusted Scheduled Activity (UDA)	
	2018	2019
April	0	6
May	0	15
June	0	15
July	0	15
August	0	15
September	0	15
October	0	15
November	0	375
December	0	692
January	0	
February	80	
March	949	
April	1,105	
May	1,105	
June	1,105	

QUALITY

	Quantity	Base Number	Contract	AT	Region	England
% of FP17s for the same patient ID Re-attending within 3 months - Children	1	123	0.8%	9.5%	11.3%	11.8%
% of FP17s for the same patient ID Re-attending within 3 months - Adults	4	312	1.3%	15.0%	15.3%	15.6%
% of FP17s for the same patient ID Re-attending between 3 & 9 months - Children	28	123	22.8%	59.9%	61.1%	58.8%
% of FP17s for the same patient ID Re-attending between 3 & 9 months - Adults	39	312	12.5%	51.5%	52.4%	51.0%
% of FP17s for Band 1 Urgent Courses	26	360	7.2%	9.4%	9.5%	9.0%
% of FP17s Relating to Free Repair or Replacements	0	360	0.0%	0.5%	0.7%	0.8%
% of FP17s Relating to Continuations	0	360	0.0%	0.8%	0.8%	0.9%
% of Patients satisfied with the dentistry they have received	0	0	N/A	92.5%	93.1%	93.2%
% of Patients satisfied with the time they had to wait for an appointment	0	0	N/A	88.5%	87.8%	88.3%

* This is based on patients treated on this contract for their most recent course of treatment. Figures in italics indicate the base number of FP17s or Patient Questionnaire responses are less than 100. N/A is shown where the base number of responses is less than 10 during the period. % is calculated as Quantity/Base number*100

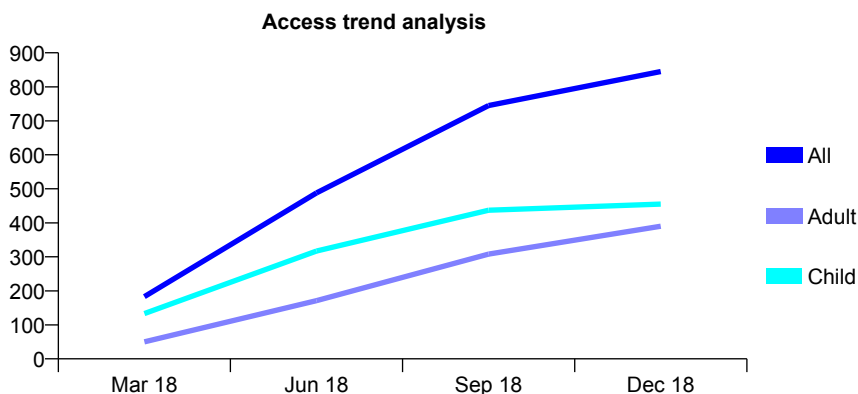
Q68 - Vital Signs At a Glance Contract Report for 100596/0000 - December 2018

Name or company name	MISS NB MUSTAFA
Contract type name	GDS Contract
Purpose of contract	General
Contract start date	01/02/2018
Contract end date	

18/19 Contracted general activity (UDA)	3,174
Carry forward general activity (UDA)	0
18/19 Contracted orthodontic activity (UOA)	0
Carry forward orthodontic activity (UOA)	0
Baseline contract value	£79,857.83

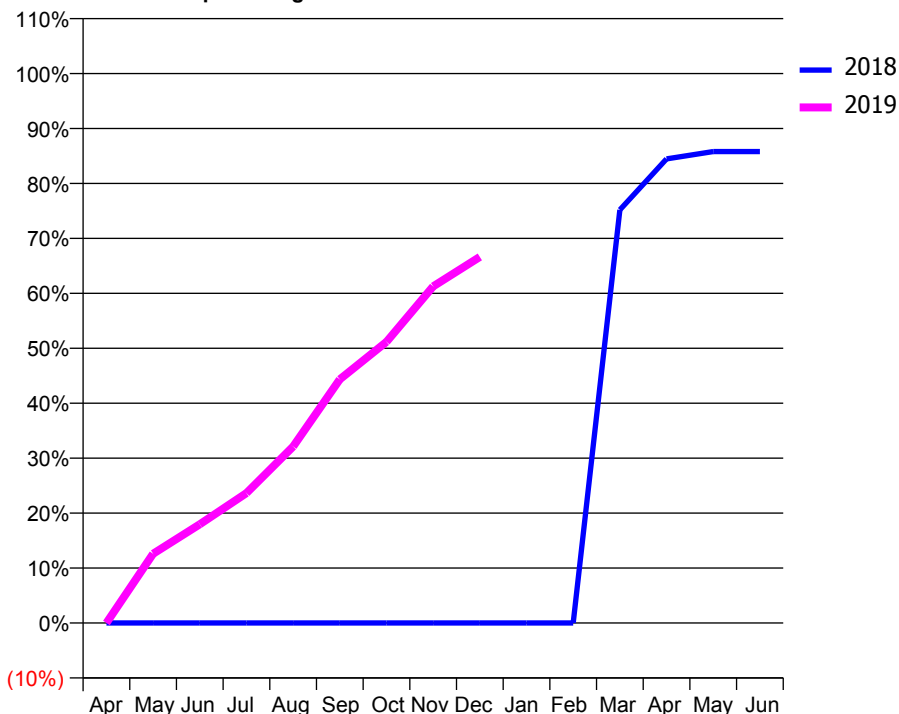
ACCESS*

Patients seen in 24 months	Total	Change since previous quarter
Quarter ending December 2017	0	
Quarter ending March 2018	183	
Quarter ending June 2018	488	↑
Quarter ending September 2018	745	↑
Quarter ending December 2018	845	↑
Variance since December 2017	N/A	



ACTIVITY

Cumulative percentage of contracted UDA delivered 2018 & 2019



Month	Adjusted Scheduled Activity (UDA)	
	2018	2019
April	0	0
May	0	400
June	0	571
July	0	751
August	0	1,019
September	0	1,408
October	0	1,624
November	0	1,945
December	0	2,115
January	0	
February	0	
March	398	
April	447	
May	454	
June	454	

QUALITY

	Quantity	Base Number	Contract	AT	Region	England
% of FP17s for the same patient ID Re-attending within 3 months - Children	33	654	5.0%	9.5%	11.3%	11.8%
% of FP17s for the same patient ID Re-attending within 3 months - Adults	72	520	13.8%	15.0%	15.3%	15.6%
% of FP17s for the same patient ID Re-attending between 3 & 9 months - Children	246	654	37.6%	59.9%	61.1%	58.8%
% of FP17s for the same patient ID Re-attending between 3 & 9 months - Adults	115	520	22.1%	51.5%	52.4%	51.0%
% of FP17s for Band 1 Urgent Courses	38	1,137	3.3%	9.4%	9.5%	9.0%
% of FP17s Relating to Free Repair or Replacements	2	1,137	0.2%	0.5%	0.7%	0.8%
% of FP17s Relating to Continuations	2	1,137	0.2%	0.8%	0.8%	0.9%
% of Patients satisfied with the dentistry they have received	0	0	N/A	92.5%	93.1%	93.2%
% of Patients satisfied with the time they had to wait for an appointment	0	0	N/A	88.5%	87.8%	88.3%

* This is based on patients treated on this contract for their most recent course of treatment. Figures in italics indicate the base number of FP17s or Patient Questionnaire responses are less than 100. N/A is shown where the base number of responses is less than 10 during the period. % is calculated as Quantity/Base number*100

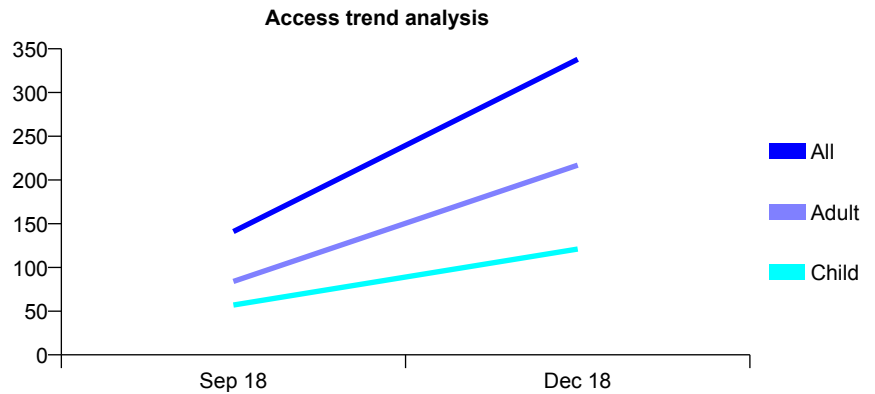
Q68 - Vital Signs At a Glance Contract Report for 100705/0000 - December 2018

Name or company name	MRS A CASTELLHEIM GHAREH
Contract type name	GDS Contract
Purpose of contract	General
Contract start date	28/05/2018
Contract end date	

18/19 Contracted general activity (UDA)	2,000
Carry forward general activity (UDA)	0
18/19 Contracted orthodontic activity (UOA)	0
Carry forward orthodontic activity (UOA)	0
Baseline contract value	£57,040.00

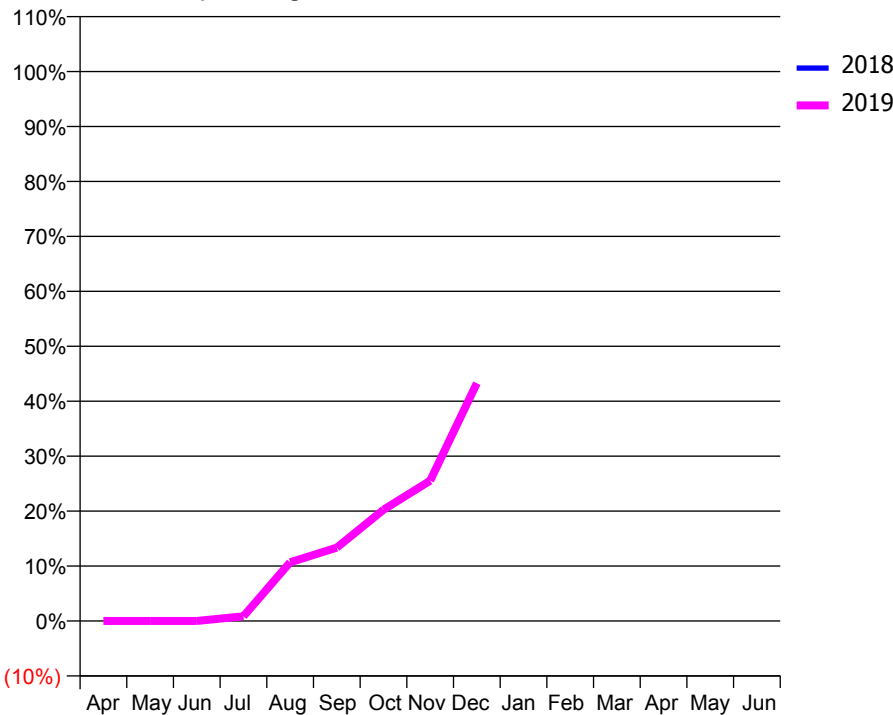
ACCESS*

Patients seen in 24 months	Total	Change since previous quarter
Quarter ending December 2017	0	
Quarter ending March 2018	0	
Quarter ending June 2018	0	
Quarter ending September 2018	141	↑
Quarter ending December 2018	338	↑
Variance since December 2017	N/A	



ACTIVITY

Cumulative percentage of contracted UDA delivered 2018 & 2019



Month	Adjusted Scheduled Activity (UDA)	
	2018	2019
April	0	0
May	0	0
June	0	0
July	0	17
August	0	214
September	0	267
October	0	405
November	0	511
December	0	866
January	0	
February	0	
March	0	
April	0	
May	0	
June	0	

QUALITY

	Quantity	Base Number	Contract	AT	Region	England
% of FP17s for the same patient ID Re-attending within 3 months - Children	5	113	4.4%	9.5%	11.3%	11.8%
% of FP17s for the same patient ID Re-attending within 3 months - Adults	16	242	6.6%	15.0%	15.3%	15.6%
% of FP17s for the same patient ID Re-attending between 3 & 9 months - Children	0	113	0.0%	59.9%	61.1%	58.8%
% of FP17s for the same patient ID Re-attending between 3 & 9 months - Adults	7	242	2.9%	51.5%	52.4%	51.0%
% of FP17s for Band 1 Urgent Courses	44	355	12.4%	9.4%	9.5%	9.0%
% of FP17s Relating to Free Repair or Replacements	0	355	0.0%	0.5%	0.7%	0.8%
% of FP17s Relating to Continuations	0	355	0.0%	0.8%	0.8%	0.9%
% of Patients satisfied with the dentistry they have received	0	0	N/A	92.5%	93.1%	93.2%
% of Patients satisfied with the time they had to wait for an appointment	0	0	N/A	88.5%	87.8%	88.3%

* This is based on patients treated on this contract for their most recent course of treatment. Figures in italics indicate the base number of FP17s or Patient Questionnaire responses are less than 100. N/A is shown where the base number of responses is less than 10 during the period. % is calculated as Quantity/Base number*100

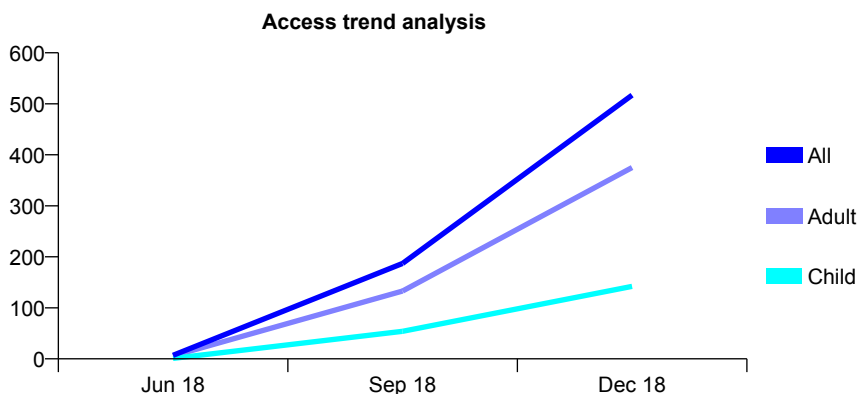
Q68 - Vital Signs At a Glance Contract Report for 100706/0000 - December 2018

Name or company name	Priors Croft Partnership
Contract type name	GDS Contract
Purpose of contract	General
Contract start date	01/04/2018
Contract end date	31/03/2025

18/19 Contracted general activity (UDA)	3,000
Carry forward general activity (UDA)	0
18/19 Contracted orthodontic activity (UOA)	0
Carry forward orthodontic activity (UOA)	0
Baseline contract value	£78,944.35

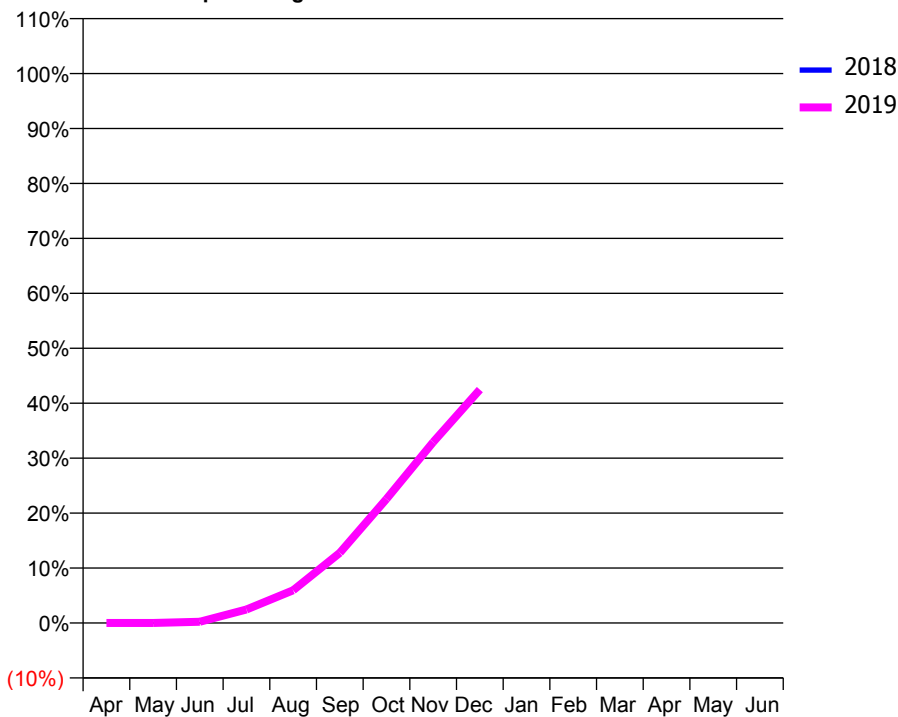
ACCESS*

Patients seen in 24 months	Total	Change since previous quarter
Quarter ending December 2017	0	
Quarter ending March 2018	0	
Quarter ending June 2018	7	↑
Quarter ending September 2018	187	↑
Quarter ending December 2018	517	↑
Variance since December 2017	N/A	



ACTIVITY

Cumulative percentage of contracted UDA delivered 2018 & 2019



Month	Adjusted Scheduled Activity (UDA)	
	2018	2019
April	0	0
May	0	0
June	0	7
July	0	74
August	0	179
September	0	383
October	0	678
November	0	988
December	0	1,274
January	0	
February	0	
March	0	
April	0	
May	0	
June	0	

QUALITY

	Quantity	Base Number	Contract	AT	Region	England
% of FP17s for the same patient ID Re-attending within 3 months - Children	5	149	3.4%	9.5%	11.3%	11.8%
% of FP17s for the same patient ID Re-attending within 3 months - Adults	37	426	8.7%	15.0%	15.3%	15.6%
% of FP17s for the same patient ID Re-attending between 3 & 9 months - Children	1	149	0.7%	59.9%	61.1%	58.8%
% of FP17s for the same patient ID Re-attending between 3 & 9 months - Adults	1	426	0.2%	51.5%	52.4%	51.0%
% of FP17s for Band 1 Urgent Courses	46	575	8.0%	9.4%	9.5%	9.0%
% of FP17s Relating to Free Repair or Replacements	4	575	0.7%	0.5%	0.7%	0.8%
% of FP17s Relating to Continuations	3	575	0.5%	0.8%	0.8%	0.9%
% of Patients satisfied with the dentistry they have received	0	0	N/A	92.5%	93.1%	93.2%
% of Patients satisfied with the time they had to wait for an appointment	0	0	N/A	88.5%	87.8%	88.3%

* This is based on patients treated on this contract for their most recent course of treatment. Figures in italics indicate the base number of FP17s or Patient Questionnaire responses are less than 100. N/A is shown where the base number of responses is less than 10 during the period. % is calculated as Quantity/Base number*100

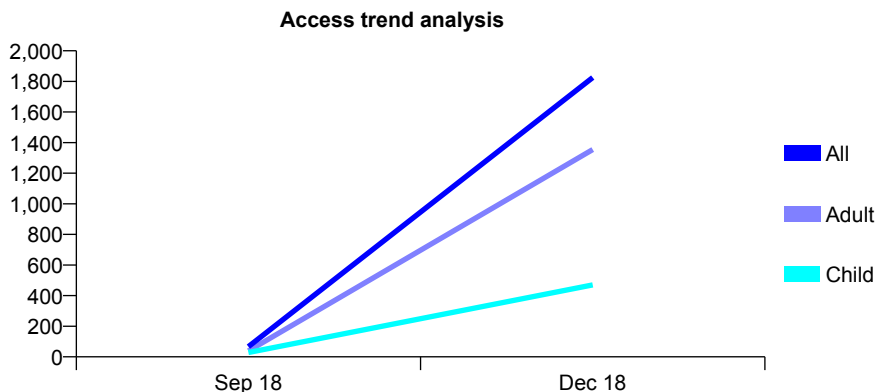
Q68 - Vital Signs At a Glance Contract Report for 100852/0000 - December 2018

Name or company name	Bristol Gardens Dental Practice Partnership
Contract type name	GDS Contract
Purpose of contract	General
Contract start date	10/08/2018
Contract end date	

18/19 Contracted general activity (UDA)	14,745
Carry forward general activity (UDA)	0
18/19 Contracted orthodontic activity (UOA)	0
Carry forward orthodontic activity (UOA)	0
Baseline contract value	£363,503.78

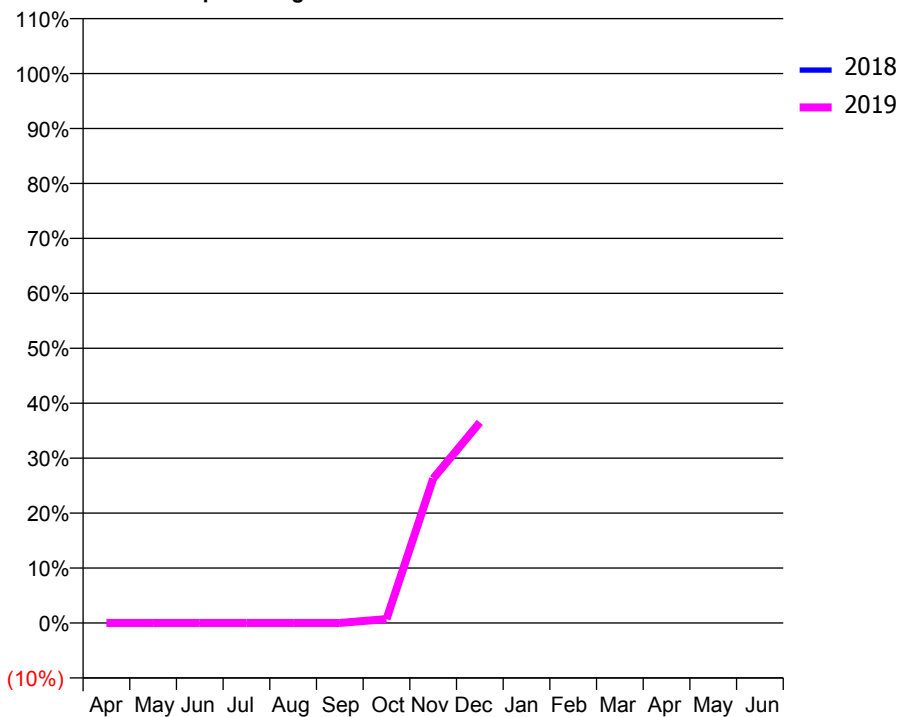
ACCESS*

Patients seen in 24 months	Total	Change since previous quarter
Quarter ending December 2017	0	
Quarter ending March 2018	0	
Quarter ending June 2018	0	
Quarter ending September 2018	67	↑
Quarter ending December 2018	1,825	↑
Variance since December 2017	N/A	



ACTIVITY

Cumulative percentage of contracted UDA delivered 2018 & 2019



Month	Adjusted Scheduled Activity (UDA)	
	2018	2019
April	0	0
May	0	0
June	0	0
July	0	0
August	0	0
September	0	0
October	0	104
November	0	3,876
December	0	5,383
January	0	
February	0	
March	0	
April	0	
May	0	
June	0	

QUALITY

	Quantity	Base Number	Contract	AT	Region	England
% of FP17s for the same patient ID Re-attending within 3 months - Children	18	456	3.9%	9.5%	11.3%	11.8%
% of FP17s for the same patient ID Re-attending within 3 months - Adults	104	1,382	7.5%	15.0%	15.3%	15.6%
% of FP17s for the same patient ID Re-attending between 3 & 9 months - Children	2	456	0.4%	59.9%	61.1%	58.8%
% of FP17s for the same patient ID Re-attending between 3 & 9 months - Adults	3	1,382	0.2%	51.5%	52.4%	51.0%
% of FP17s for Band 1 Urgent Courses	131	1,838	7.1%	9.4%	9.5%	9.0%
% of FP17s Relating to Free Repair or Replacements	0	1,838	0.0%	0.5%	0.7%	0.8%
% of FP17s Relating to Continuations	39	1,838	2.1%	0.8%	0.8%	0.9%
% of Patients satisfied with the dentistry they have received	0	0	N/A	92.5%	93.1%	93.2%
% of Patients satisfied with the time they had to wait for an appointment	0	0	N/A	88.5%	87.8%	88.3%

* This is based on patients treated on this contract for their most recent course of treatment. Figures in italics indicate the base number of FP17s or Patient Questionnaire responses are less than 100. N/A is shown where the base number of responses is less than 10 during the period. % is calculated as Quantity/Base number*100

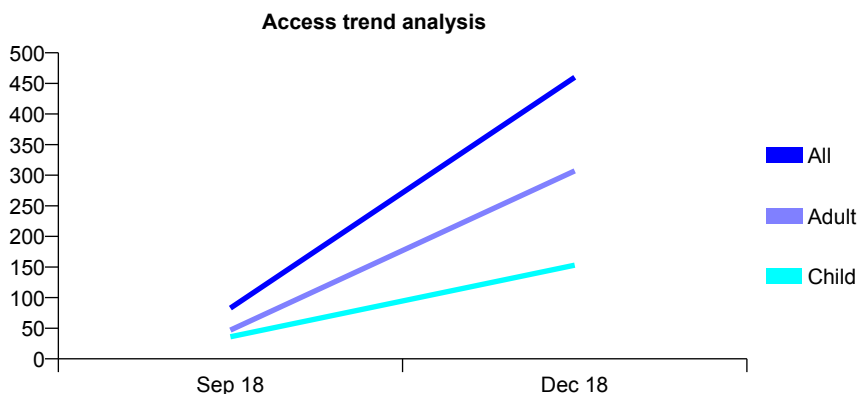
Q68 - Vital Signs At a Glance Contract Report for 100864/0000 - December 2018

Name or company name	Mr A Vaidya and Mrs S Vaidya
Contract type name	GDS Contract
Purpose of contract	General
Contract start date	01/09/2018
Contract end date	

18/19 Contracted general activity (UDA)	1,000
Carry forward general activity (UDA)	0
18/19 Contracted orthodontic activity (UOA)	0
Carry forward orthodontic activity (UOA)	0
Baseline contract value	£26,991.16

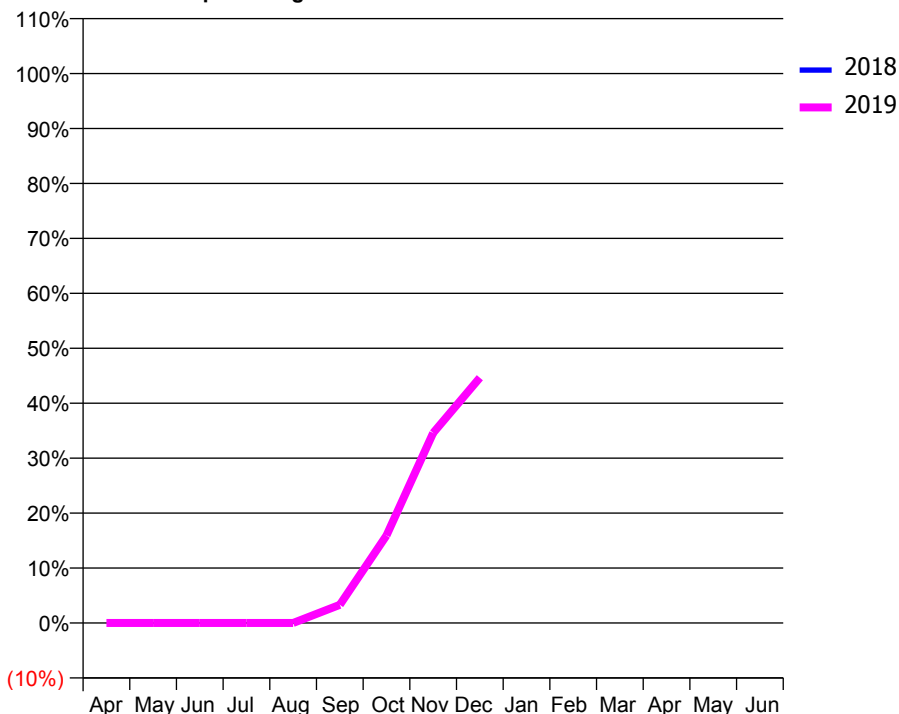
ACCESS*

Patients seen in 24 months	Total	Change since previous quarter
Quarter ending December 2017	0	
Quarter ending March 2018	0	
Quarter ending June 2018	0	
Quarter ending September 2018	83	↑
Quarter ending December 2018	460	↑
Variance since December 2017	N/A	



ACTIVITY

Cumulative percentage of contracted UDA delivered 2018 & 2019



Month	Adjusted Scheduled Activity (UDA)	
	2018	2019
April	0	0
May	0	0
June	0	0
July	0	0
August	0	0
September	0	33
October	0	159
November	0	346
December	0	446
January	0	
February	0	
March	0	
April	0	
May	0	
June	0	

QUALITY

	Quantity	Base Number	Contract	AT	Region	England
% of FP17s for the same patient ID Re-attending within 3 months - Children	1	136	0.7%	9.5%	11.3%	11.8%
% of FP17s for the same patient ID Re-attending within 3 months - Adults	14	298	4.7%	15.0%	15.3%	15.6%
% of FP17s for the same patient ID Re-attending between 3 & 9 months - Children	0	136	0.0%	59.9%	61.1%	58.8%
% of FP17s for the same patient ID Re-attending between 3 & 9 months - Adults	0	298	0.0%	51.5%	52.4%	51.0%
% of FP17s for Band 1 Urgent Courses	22	277	7.9%	9.4%	9.5%	9.0%
% of FP17s Relating to Free Repair or Replacements	1	277	0.4%	0.5%	0.7%	0.8%
% of FP17s Relating to Continuations	0	277	0.0%	0.8%	0.8%	0.9%
% of Patients satisfied with the dentistry they have received	0	0	N/A	92.5%	93.1%	93.2%
% of Patients satisfied with the time they had to wait for an appointment	0	0	N/A	88.5%	87.8%	88.3%

* This is based on patients treated on this contract for their most recent course of treatment. Figures in italics indicate the base number of FP17s or Patient Questionnaire responses are less than 100. N/A is shown where the base number of responses is less than 10 during the period. % is calculated as Quantity/Base number*100

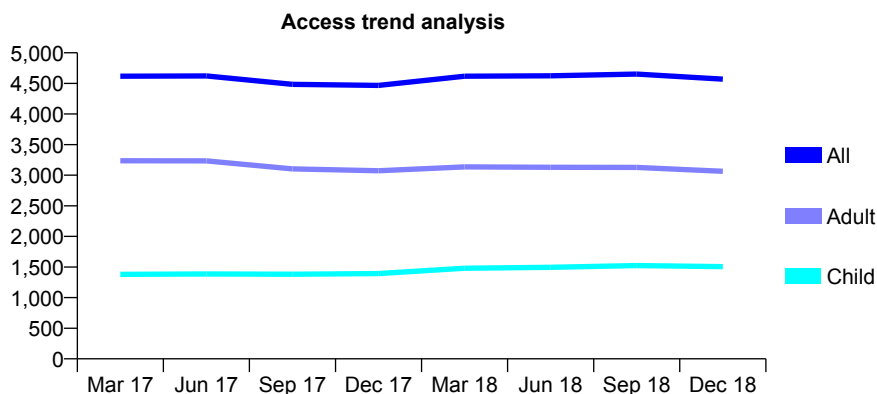
Q68 - Vital Signs At a Glance Contract Report for 101281/0028 - December 2018

Name or company name	OASIS DENTAL CARE LTD
Contract type name	GDS Contract
Purpose of contract	General
Contract start date	01/04/2006
Contract end date	

18/19 Contracted general activity (UDA)	11,520
Carry forward general activity (UDA)	0
18/19 Contracted orthodontic activity (UOA)	0
Carry forward orthodontic activity (UOA)	0
Baseline contract value	£277,513.28

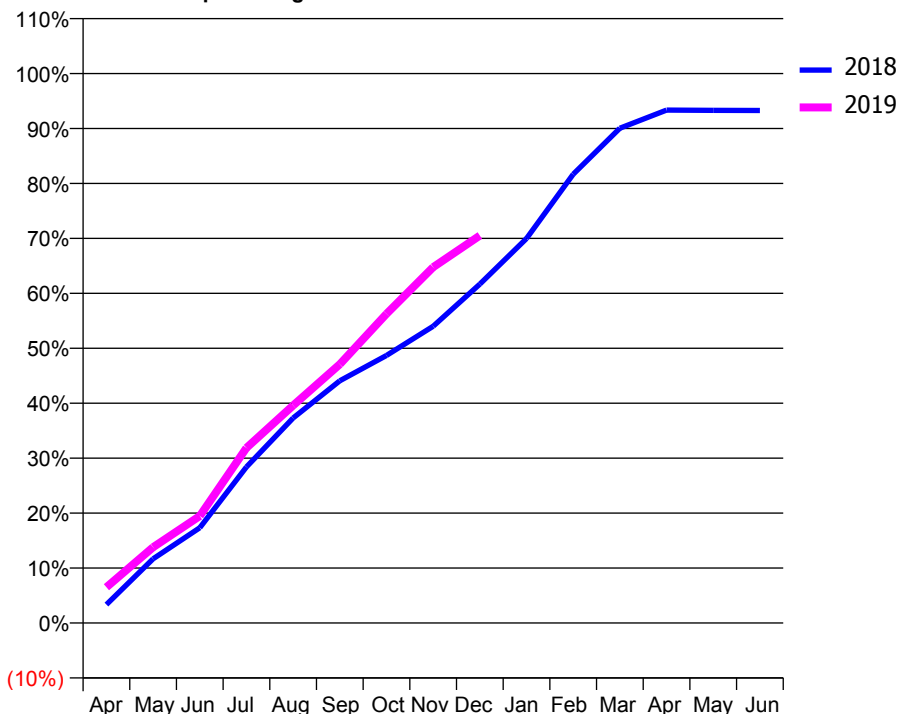
ACCESS*

Patients seen in 24 months	Total	Change since previous quarter
Quarter ending December 2017	4,467	
Quarter ending March 2018	4,618	↑
Quarter ending June 2018	4,625	→
Quarter ending September 2018	4,653	→
Quarter ending December 2018	4,570	↓
Variance since December 2017	2.3%	↑



ACTIVITY

Cumulative percentage of contracted UDA delivered 2018 & 2019



Month	Adjusted Scheduled Activity (UDA)	
	2018	2019
April	387	751
May	1,347	1,588
June	1,999	2,244
July	3,272	3,673
August	4,297	4,561
September	5,079	5,424
October	5,609	6,483
November	6,222	7,459
December	7,105	8,122
January	8,060	
February	9,408	
March	10,373	
April	10,752	
May	10,749	
June	10,745	

QUALITY

	Quantity	Base Number	Contract	AT	Region	England
% of FP17s for the same patient ID Re-attending within 3 months - Children	138	1,758	7.8%	9.5%	11.3%	11.8%
% of FP17s for the same patient ID Re-attending within 3 months - Adults	463	3,120	14.8%	15.0%	15.3%	15.6%
% of FP17s for the same patient ID Re-attending between 3 & 9 months - Children	1,087	1,758	61.8%	59.9%	61.1%	58.8%
% of FP17s for the same patient ID Re-attending between 3 & 9 months - Adults	1,748	3,120	56.0%	51.5%	52.4%	51.0%
% of FP17s for Band 1 Urgent Courses	598	4,687	12.8%	9.4%	9.5%	9.0%
% of FP17s Relating to Free Repair or Replacements	37	4,687	0.8%	0.5%	0.7%	0.8%
% of FP17s Relating to Continuations	7	4,687	0.1%	0.8%	0.8%	0.9%
% of Patients satisfied with the dentistry they have received	2	2	N/A	92.5%	93.1%	93.2%
% of Patients satisfied with the time they had to wait for an appointment	2	2	N/A	88.5%	87.8%	88.3%

* This is based on patients treated on this contract for their most recent course of treatment. Figures in italics indicate the base number of FP17s or Patient Questionnaire responses are less than 100. N/A is shown where the base number of responses is less than 10 during the period. % is calculated as Quantity/Base number*100

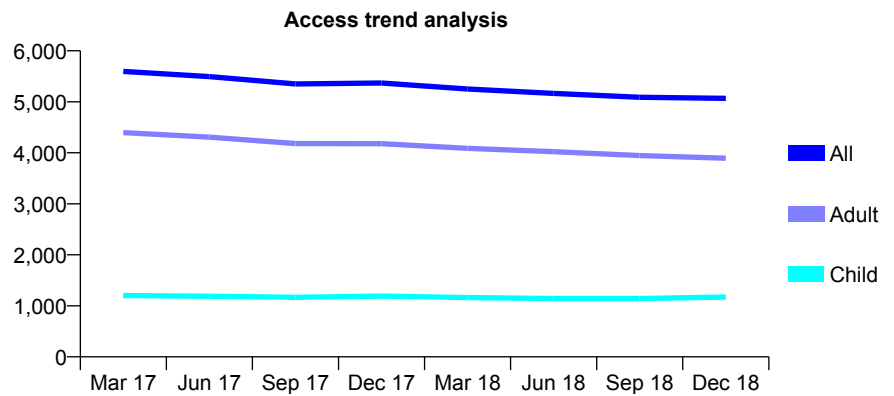
Q68 - Vital Signs At a Glance Contract Report for 101281/0040 - December 2018

Name or company name	OASIS DENTAL CARE LTD
Contract type name	GDS Contract
Purpose of contract	General
Contract start date	01/04/2006
Contract end date	

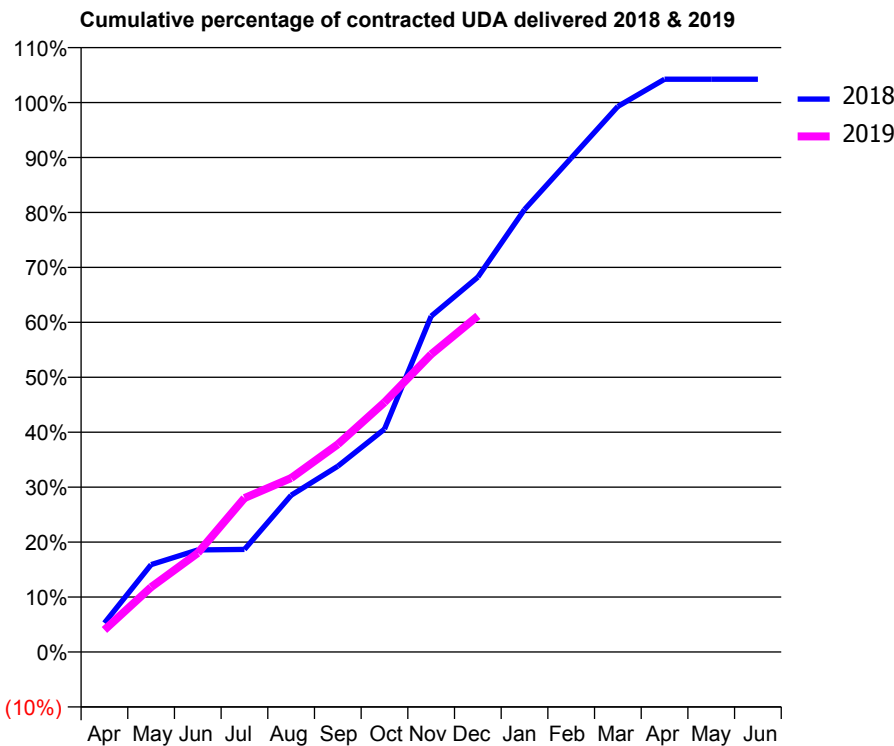
18/19 Contracted general activity (UDA)	16,400
Carry forward general activity (UDA)	0
18/19 Contracted orthodontic activity (UOA)	0
Carry forward orthodontic activity (UOA)	0
Baseline contract value	£418,313.95

ACCESS*

Patients seen in 24 months	Total	Change since previous quarter
Quarter ending December 2017	5,369	
Quarter ending March 2018	5,250	↓
Quarter ending June 2018	5,166	↓
Quarter ending September 2018	5,090	↓
Quarter ending December 2018	5,067	→
Variance since December 2017	(5.6%)	↓



ACTIVITY



Month	Adjusted Scheduled Activity (UDA)	
	2018	2019
April	555	660
May	1,670	1,935
June	1,951	2,957
July	1,961	4,595
August	2,996	5,193
September	3,550	6,200
October	4,259	7,454
November	6,418	8,886
December	7,164	10,031
January	8,456	
February	9,440	
March	10,426	
April	10,945	
May	10,946	
June	10,946	

QUALITY

	Quantity	Base Number	Contract	AT	Region	England
% of FP17s for the same patient ID Re-attending within 3 months - Children	98	1,493	6.6%	9.5%	11.3%	11.8%
% of FP17s for the same patient ID Re-attending within 3 months - Adults	715	4,270	16.7%	15.0%	15.3%	15.6%
% of FP17s for the same patient ID Re-attending between 3 & 9 months - Children	880	1,493	58.9%	59.9%	61.1%	58.8%
% of FP17s for the same patient ID Re-attending between 3 & 9 months - Adults	1,836	4,270	43.0%	51.5%	52.4%	51.0%
% of FP17s for Band 1 Urgent Courses	711	5,446	13.1%	9.4%	9.5%	9.0%
% of FP17s Relating to Free Repair or Replacements	137	5,446	2.5%	0.5%	0.7%	0.8%
% of FP17s Relating to Continuations	1	5,446	0.0%	0.8%	0.8%	0.9%
% of Patients satisfied with the dentistry they have received	2	2	N/A	92.5%	93.1%	93.2%
% of Patients satisfied with the time they had to wait for an appointment	1	2	N/A	88.5%	87.8%	88.3%

* This is based on patients treated on this contract for their most recent course of treatment. Figures in italics indicate the base number of FP17s or Patient Questionnaire responses are less than 100. N/A is shown where the base number of responses is less than 10 during the period. % is calculated as Quantity/Base number*100

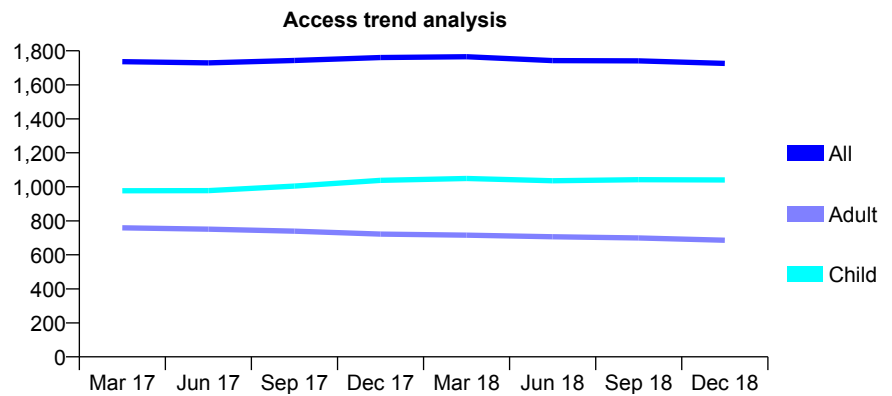
Q68 - Vital Signs At a Glance Contract Report for 101281/0056 - December 2018

Name or company name	OASIS DENTAL CARE LTD
Contract type name	GDS Contract
Purpose of contract	General
Contract start date	01/04/2006
Contract end date	

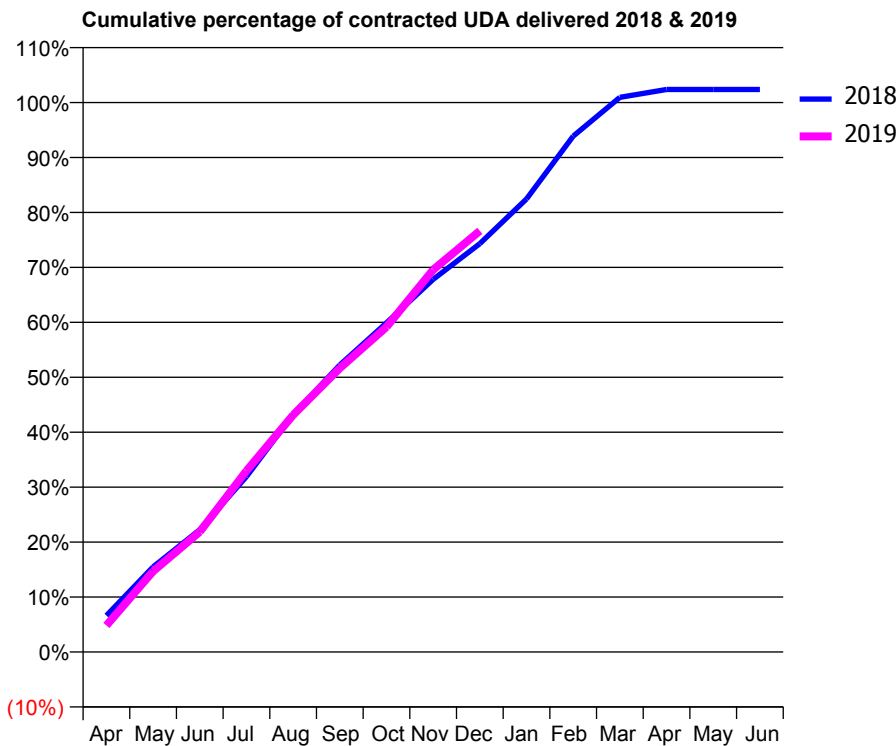
18/19 Contracted general activity (UDA)	3,474
Carry forward general activity (UDA)	0
18/19 Contracted orthodontic activity (UOA)	0
Carry forward orthodontic activity (UOA)	0
Baseline contract value	£84,731.18

ACCESS*

Patients seen in 24 months	Total	Change since previous quarter
Quarter ending December 2017	1,760	
Quarter ending March 2018	1,765	→
Quarter ending June 2018	1,742	↓
Quarter ending September 2018	1,741	→
Quarter ending December 2018	1,726	→
Variance since December 2017	(1.9%)	↓



ACTIVITY



Month	Adjusted Scheduled Activity (UDA)	
	2018	2019
April	231	168
May	538	511
June	774	760
July	1,109	1,146
August	1,501	1,499
September	1,814	1,794
October	2,081	2,055
November	2,356	2,416
December	2,582	2,662
January	2,865	
February	3,261	
March	3,506	
April	3,556	
May	3,556	
June	3,556	

QUALITY

	Quantity	Base Number	Contract	AT	Region	England
% of FP17s for the same patient ID Re-attending within 3 months - Children	101	1,106	9.1%	9.5%	11.3%	11.8%
% of FP17s for the same patient ID Re-attending within 3 months - Adults	94	579	16.2%	15.0%	15.3%	15.6%
% of FP17s for the same patient ID Re-attending between 3 & 9 months - Children	596	1,106	53.9%	59.9%	61.1%	58.8%
% of FP17s for the same patient ID Re-attending between 3 & 9 months - Adults	211	579	36.4%	51.5%	52.4%	51.0%
% of FP17s for Band 1 Urgent Courses	102	1,658	6.2%	9.4%	9.5%	9.0%
% of FP17s Relating to Free Repair or Replacements	4	1,658	0.2%	0.5%	0.7%	0.8%
% of FP17s Relating to Continuations	26	1,658	1.6%	0.8%	0.8%	0.9%
% of Patients satisfied with the dentistry they have received	0	0	N/A	92.5%	93.1%	93.2%
% of Patients satisfied with the time they had to wait for an appointment	0	0	N/A	88.5%	87.8%	88.3%

* This is based on patients treated on this contract for their most recent course of treatment. Figures in italics indicate the base number of FP17s or Patient Questionnaire responses are less than 100. N/A is shown where the base number of responses is less than 10 during the period. % is calculated as Quantity/Base number*100

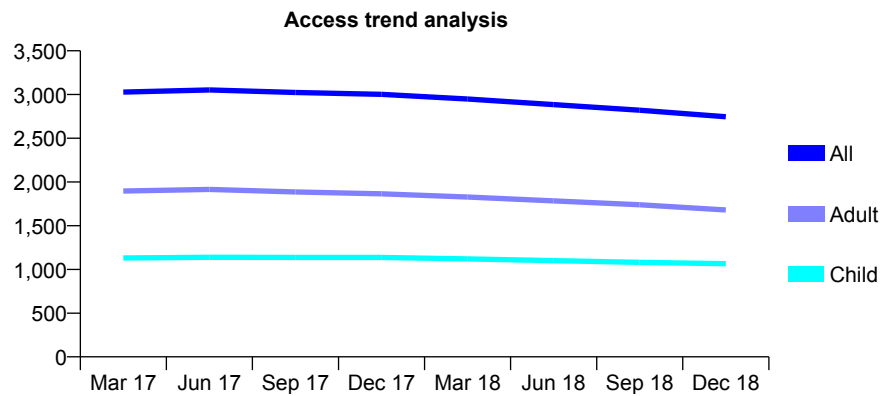
Q68 - Vital Signs At a Glance Contract Report for 101281/0057 - December 2018

Name or company name	OASIS DENTAL CARE LTD
Contract type name	GDS Contract
Purpose of contract	General
Contract start date	01/04/2006
Contract end date	

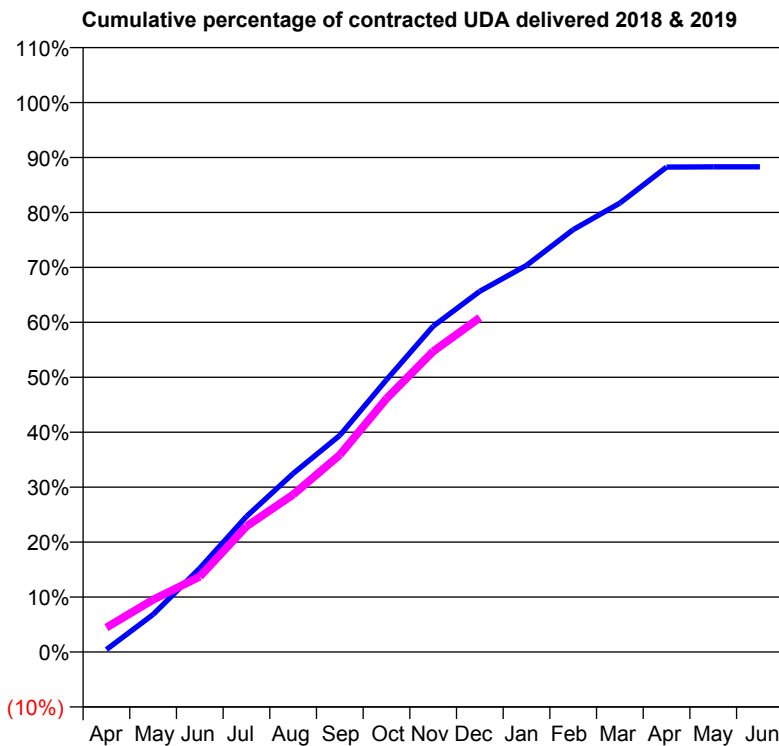
18/19 Contracted general activity (UDA)	7,181
Carry forward general activity (UDA)	0
18/19 Contracted orthodontic activity (UOA)	0
Carry forward orthodontic activity (UOA)	0
Baseline contract value	£182,920.88

ACCESS*

Patients seen in 24 months	Total	Change since previous quarter
Quarter ending December 2017	3,002	
Quarter ending March 2018	2,948	↓
Quarter ending June 2018	2,885	↓
Quarter ending September 2018	2,821	↓
Quarter ending December 2018	2,746	↓
Variance since December 2017	(8.5%)	↓



ACTIVITY



Adjusted Scheduled Activity (UDA)		
Month	2018	2019
April	32	320
May	490	684
June	1,095	985
July	1,771	1,642
August	2,333	2,057
September	2,831	2,576
October	3,558	3,313
November	4,258	3,929
December	4,715	4,370
January	5,052	
February	5,519	
March	5,866	
April	6,338	
May	6,341	
June	6,341	

QUALITY

	Quantity	Base Number	Contract	AT	Region	England
% of FP17s for the same patient ID Re-attending within 3 months - Children	59	1,193	4.9%	9.5%	11.3%	11.8%
% of FP17s for the same patient ID Re-attending within 3 months - Adults	206	1,658	12.4%	15.0%	15.3%	15.6%
% of FP17s for the same patient ID Re-attending between 3 & 9 months - Children	741	1,193	62.1%	59.9%	61.1%	58.8%
% of FP17s for the same patient ID Re-attending between 3 & 9 months - Adults	945	1,658	57.0%	51.5%	52.4%	51.0%
% of FP17s for Band 1 Urgent Courses	186	2,555	7.3%	9.4%	9.5%	9.0%
% of FP17s Relating to Free Repair or Replacements	34	2,555	1.3%	0.5%	0.7%	0.8%
% of FP17s Relating to Continuations	0	2,555	0.0%	0.8%	0.8%	0.9%
% of Patients satisfied with the dentistry they have received	0	0	N/A	92.5%	93.1%	93.2%
% of Patients satisfied with the time they had to wait for an appointment	0	0	N/A	88.5%	87.8%	88.3%

* This is based on patients treated on this contract for their most recent course of treatment. Figures in italics indicate the base number of FP17s or Patient Questionnaire responses are less than 100. N/A is shown where the base number of responses is less than 10 during the period. % is calculated as Quantity/Base number*100

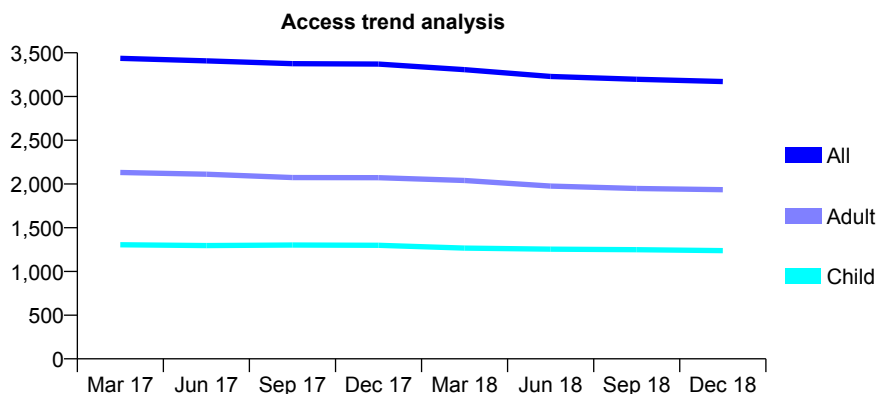
Q68 - Vital Signs At a Glance Contract Report for 101281/0090 - December 2018

Name or company name	OASIS DENTAL CARE LTD
Contract type name	GDS Contract
Purpose of contract	General
Contract start date	01/04/2006
Contract end date	

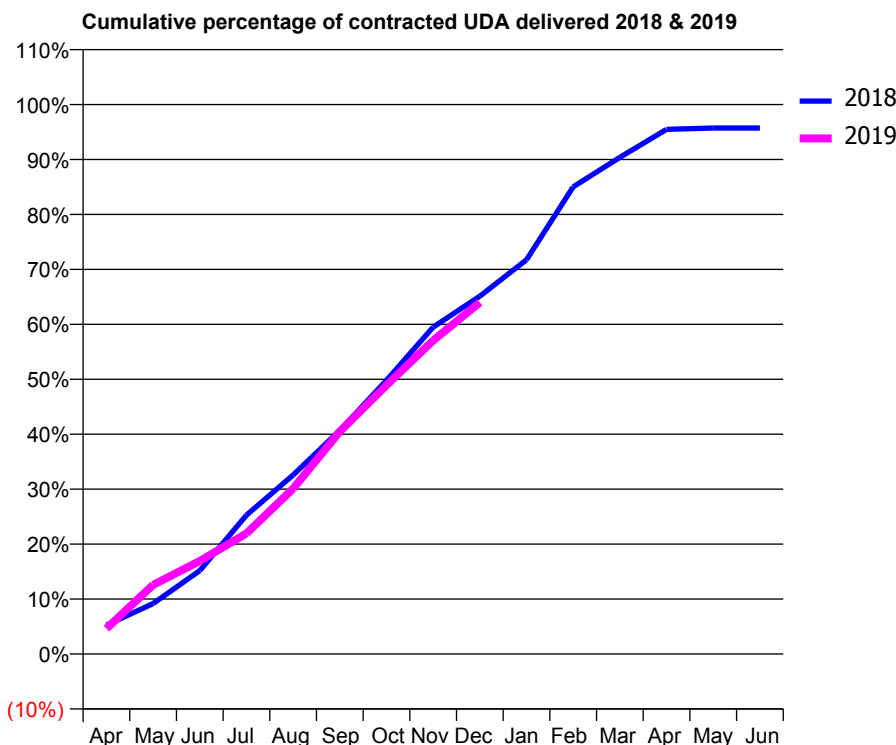
18/19 Contracted general activity (UDA)	7,650
Carry forward general activity (UDA)	0
18/19 Contracted orthodontic activity (UOA)	0
Carry forward orthodontic activity (UOA)	0
Baseline contract value	£198,602.98

ACCESS*

Patients seen in 24 months	Total	Change since previous quarter
Quarter ending December 2017	3,371	
Quarter ending March 2018	3,307	↓
Quarter ending June 2018	3,230	↓
Quarter ending September 2018	3,198	→
Quarter ending December 2018	3,172	→
Variance since December 2017	(5.9%)	↓



ACTIVITY



Month	Adjusted Scheduled Activity (UDA)	
	2018	2019
April	402	353
May	703	963
June	1,162	1,294
July	1,933	1,679
August	2,492	2,303
September	3,115	3,098
October	3,810	3,741
November	4,551	4,365
December	4,981	4,895
January	5,489	
February	6,505	
March	6,914	
April	7,304	
May	7,323	
June	7,323	

QUALITY

	Quantity	Base Number	Contract	AT	Region	England
% of FP17s for the same patient ID Re-attending within 3 months - Children	114	1,276	8.9%	9.5%	11.3%	11.8%
% of FP17s for the same patient ID Re-attending within 3 months - Adults	295	1,755	16.8%	15.0%	15.3%	15.6%
% of FP17s for the same patient ID Re-attending between 3 & 9 months - Children	688	1,276	53.9%	59.9%	61.1%	58.8%
% of FP17s for the same patient ID Re-attending between 3 & 9 months - Adults	816	1,755	46.5%	51.5%	52.4%	51.0%
% of FP17s for Band 1 Urgent Courses	299	2,832	10.6%	9.4%	9.5%	9.0%
% of FP17s Relating to Free Repair or Replacements	11	2,832	0.4%	0.5%	0.7%	0.8%
% of FP17s Relating to Continuations	69	2,832	2.4%	0.8%	0.8%	0.9%
% of Patients satisfied with the dentistry they have received	1	1	N/A	92.5%	93.1%	93.2%
% of Patients satisfied with the time they had to wait for an appointment	0	1	N/A	88.5%	87.8%	88.3%

* This is based on patients treated on this contract for their most recent course of treatment. Figures in italics indicate the base number of FP17s or Patient Questionnaire responses are less than 100. N/A is shown where the base number of responses is less than 10 during the period. % is calculated as Quantity/Base number*100

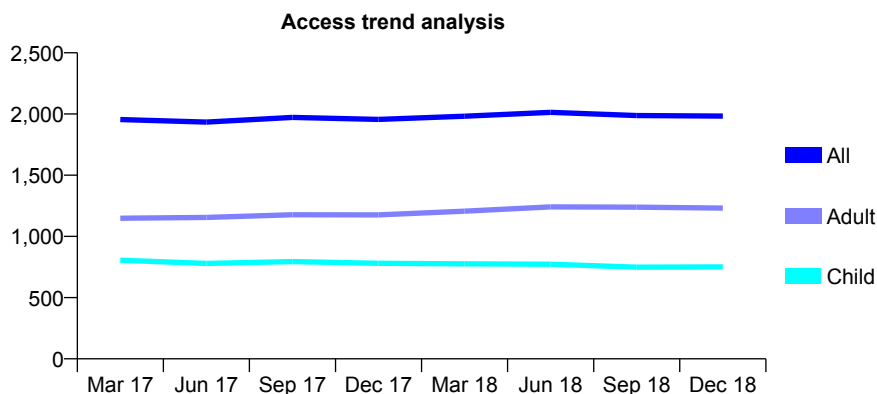
Q68 - Vital Signs At a Glance Contract Report for 101281/0123 - December 2018

Name or company name	OASIS DENTAL CARE LTD
Contract type name	GDS Contract
Purpose of contract	General
Contract start date	01/04/2006
Contract end date	

18/19 Contracted general activity (UDA)	5,664
Carry forward general activity (UDA)	0
18/19 Contracted orthodontic activity (UOA)	0
Carry forward orthodontic activity (UOA)	0
Baseline contract value	£126,260.05

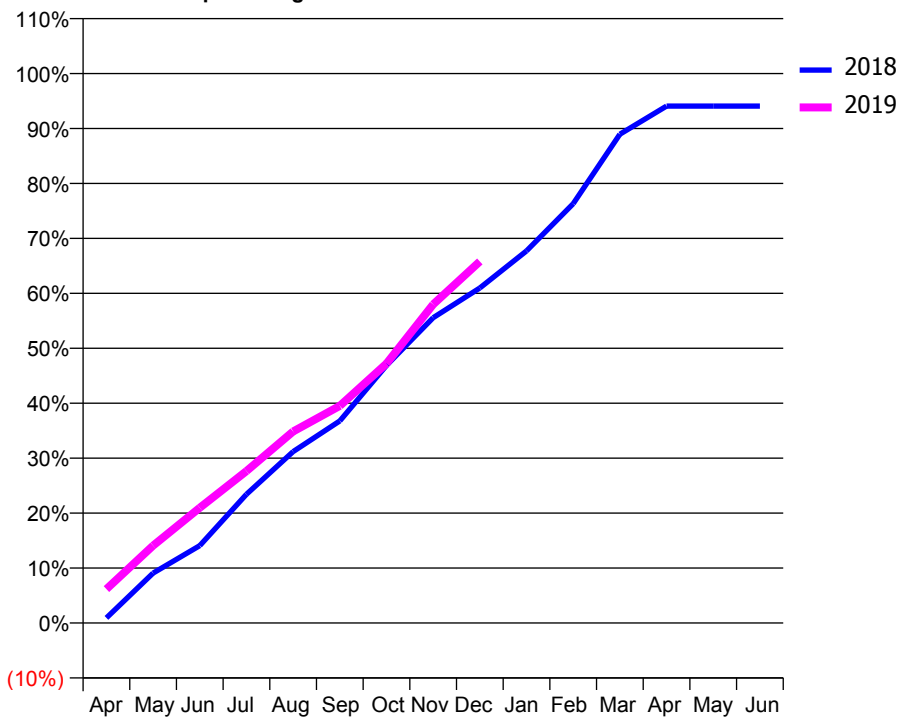
ACCESS*

Patients seen in 24 months	Total	Change since previous quarter
Quarter ending December 2017	1,956	
Quarter ending March 2018	1,982	→
Quarter ending June 2018	2,014	→
Quarter ending September 2018	1,988	↓
Quarter ending December 2018	1,983	→
Variance since December 2017	1.4%	→



ACTIVITY

Cumulative percentage of contracted UDA delivered 2018 & 2019



Month	Adjusted Scheduled Activity (UDA)	
	2018	2019
April	53	350
May	515	798
June	798	1,189
July	1,326	1,567
August	1,767	1,975
September	2,083	2,238
October	2,655	2,674
November	3,147	3,285
December	3,453	3,726
January	3,835	
February	4,322	
March	5,038	
April	5,328	
May	5,328	
June	5,328	

QUALITY

	Quantity	Base Number	Contract	AT	Region	England
% of FP17s for the same patient ID Re-attending within 3 months - Children	49	850	5.8%	9.5%	11.3%	11.8%
% of FP17s for the same patient ID Re-attending within 3 months - Adults	177	1,257	14.1%	15.0%	15.3%	15.6%
% of FP17s for the same patient ID Re-attending between 3 & 9 months - Children	552	850	64.9%	59.9%	61.1%	58.8%
% of FP17s for the same patient ID Re-attending between 3 & 9 months - Adults	721	1,257	57.4%	51.5%	52.4%	51.0%
% of FP17s for Band 1 Urgent Courses	122	1,995	6.1%	9.4%	9.5%	9.0%
% of FP17s Relating to Free Repair or Replacements	4	1,995	0.2%	0.5%	0.7%	0.8%
% of FP17s Relating to Continuations	40	1,995	2.0%	0.8%	0.8%	0.9%
% of Patients satisfied with the dentistry they have received	0	0	N/A	92.5%	93.1%	93.2%
% of Patients satisfied with the time they had to wait for an appointment	0	0	N/A	88.5%	87.8%	88.3%

* This is based on patients treated on this contract for their most recent course of treatment. Figures in italics indicate the base number of FP17s or Patient Questionnaire responses are less than 100. N/A is shown where the base number of responses is less than 10 during the period. % is calculated as Quantity/Base number*100

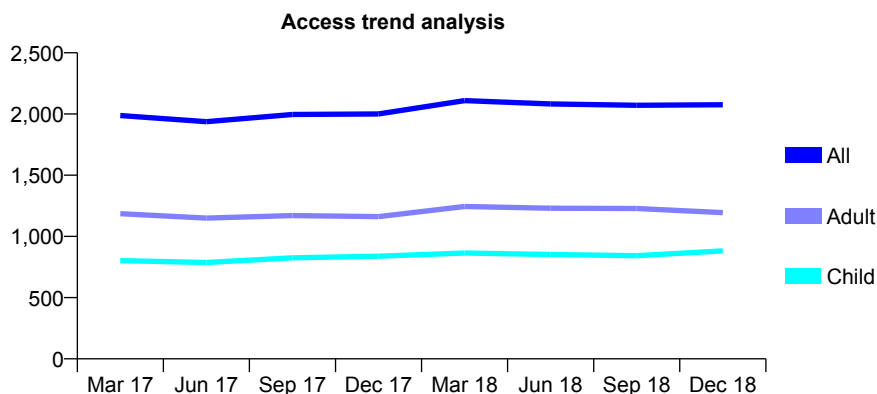
Q68 - Vital Signs At a Glance Contract Report for 101281/0137 - December 2018

Name or company name	OASIS DENTAL CARE LTD
Contract type name	GDS Contract
Purpose of contract	General
Contract start date	01/04/2006
Contract end date	

18/19 Contracted general activity (UDA)	6,000
Carry forward general activity (UDA)	0
18/19 Contracted orthodontic activity (UOA)	0
Carry forward orthodontic activity (UOA)	0
Baseline contract value	£163,965.31

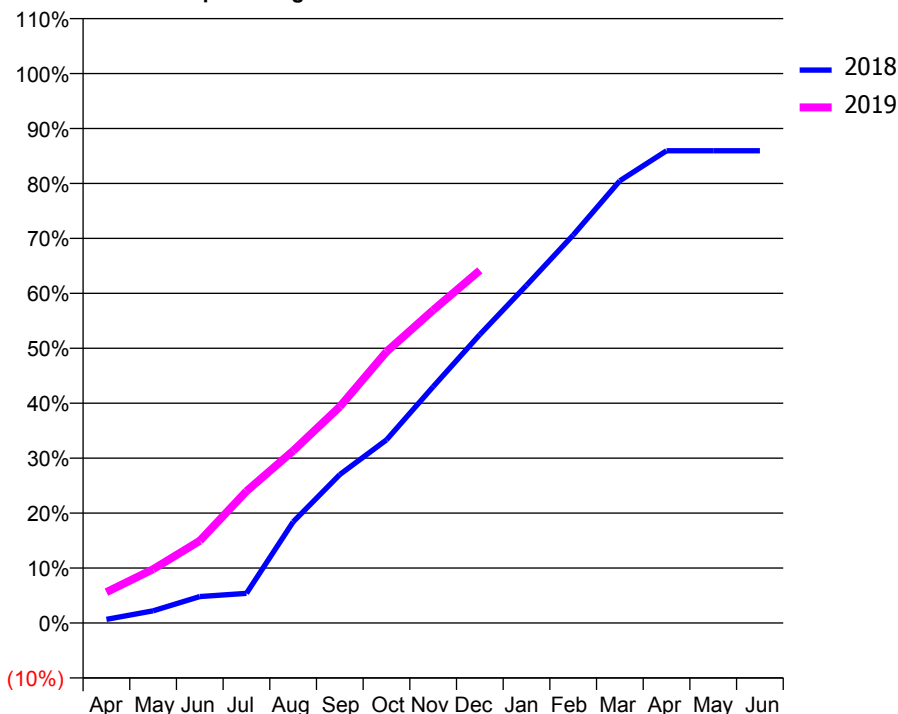
ACCESS*

Patients seen in 24 months	Total	Change since previous quarter
Quarter ending December 2017	2,000	
Quarter ending March 2018	2,109	↑
Quarter ending June 2018	2,082	↓
Quarter ending September 2018	2,071	→
Quarter ending December 2018	2,076	→
Variance since December 2017	3.8%	↑



ACTIVITY

Cumulative percentage of contracted UDA delivered 2018 & 2019



Month	Adjusted Scheduled Activity (UDA)	
	2018	2019
April	40	337
May	133	587
June	289	898
July	325	1,440
August	1,105	1,880
September	1,621	2,362
October	2,000	2,962
November	2,580	3,416
December	3,150	3,851
January	3,688	
February	4,237	
March	4,828	
April	5,157	
May	5,157	
June	5,157	

QUALITY

	Quantity	Base Number	Contract	AT	Region	England
% of FP17s for the same patient ID Re-attending within 3 months - Children	80	1,080	7.4%	9.5%	11.3%	11.8%
% of FP17s for the same patient ID Re-attending within 3 months - Adults	234	1,279	18.3%	15.0%	15.3%	15.6%
% of FP17s for the same patient ID Re-attending between 3 & 9 months - Children	706	1,080	65.4%	59.9%	61.1%	58.8%
% of FP17s for the same patient ID Re-attending between 3 & 9 months - Adults	740	1,279	57.9%	51.5%	52.4%	51.0%
% of FP17s for Band 1 Urgent Courses	28	2,190	1.3%	9.4%	9.5%	9.0%
% of FP17s Relating to Free Repair or Replacements	13	2,190	0.6%	0.5%	0.7%	0.8%
% of FP17s Relating to Continuations	112	2,190	5.1%	0.8%	0.8%	0.9%
% of Patients satisfied with the dentistry they have received	1	1	N/A	92.5%	93.1%	93.2%
% of Patients satisfied with the time they had to wait for an appointment	1	1	N/A	88.5%	87.8%	88.3%

* This is based on patients treated on this contract for their most recent course of treatment. Figures in italics indicate the base number of FP17s or Patient Questionnaire responses are less than 100. N/A is shown where the base number of responses is less than 10 during the period. % is calculated as Quantity/Base number*100

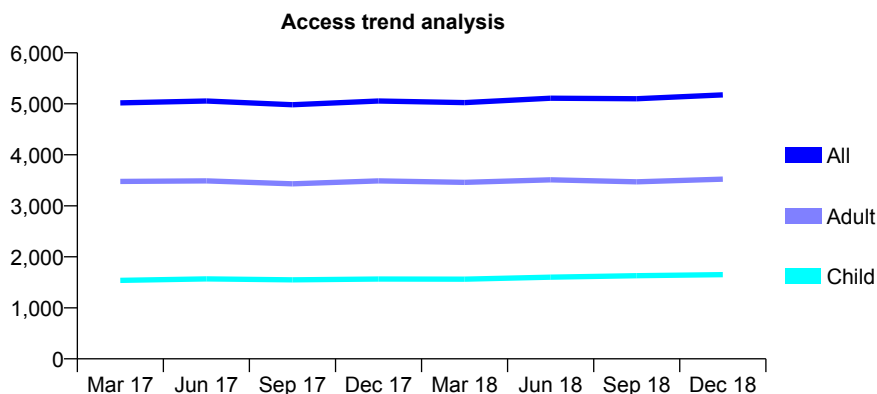
Q68 - Vital Signs At a Glance Contract Report for 101281/0140 - December 2018

Name or company name	OASIS DENTAL CARE LTD
Contract type name	GDS Contract
Purpose of contract	General
Contract start date	01/04/2006
Contract end date	

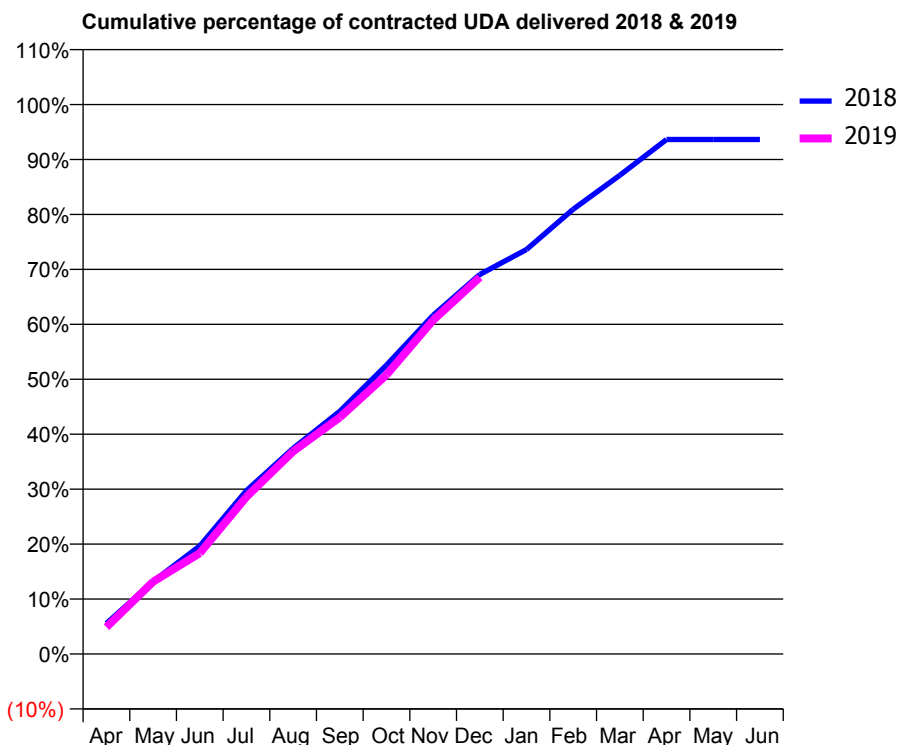
18/19 Contracted general activity (UDA)	13,000
Carry forward general activity (UDA)	0
18/19 Contracted orthodontic activity (UOA)	0
Carry forward orthodontic activity (UOA)	0
Baseline contract value	£313,196.72

ACCESS*

Patients seen in 24 months	Total	Change since previous quarter
Quarter ending December 2017	5,055	
Quarter ending March 2018	5,023	→
Quarter ending June 2018	5,110	→
Quarter ending September 2018	5,100	→
Quarter ending December 2018	5,175	→
Variance since December 2017	2.4%	↑



ACTIVITY



Month	Adjusted Scheduled Activity (UDA)	
	2018	2019
April	725	635
May	1,717	1,711
June	2,556	2,387
July	3,866	3,717
August	4,866	4,793
September	5,744	5,599
October	6,835	6,603
November	8,014	7,899
December	8,981	8,913
January	9,571	
February	10,521	
March	11,326	
April	12,172	
May	12,172	
June	12,172	

QUALITY

	Quantity	Base Number	Contract	AT	Region	England
% of FP17s for the same patient ID Re-attending within 3 months - Children	133	2,123	6.3%	9.5%	11.3%	11.8%
% of FP17s for the same patient ID Re-attending within 3 months - Adults	465	3,738	12.4%	15.0%	15.3%	15.6%
% of FP17s for the same patient ID Re-attending between 3 & 9 months - Children	1,437	2,123	67.7%	59.9%	61.1%	58.8%
% of FP17s for the same patient ID Re-attending between 3 & 9 months - Adults	1,949	3,738	52.1%	51.5%	52.4%	51.0%
% of FP17s for Band 1 Urgent Courses	412	5,179	8.0%	9.4%	9.5%	9.0%
% of FP17s Relating to Free Repair or Replacements	19	5,179	0.4%	0.5%	0.7%	0.8%
% of FP17s Relating to Continuations	57	5,179	1.1%	0.8%	0.8%	0.9%
% of Patients satisfied with the dentistry they have received	1	1	N/A	92.5%	93.1%	93.2%
% of Patients satisfied with the time they had to wait for an appointment	1	1	N/A	88.5%	87.8%	88.3%

* This is based on patients treated on this contract for their most recent course of treatment. Figures in italics indicate the base number of FP17s or Patient Questionnaire responses are less than 100. N/A is shown where the base number of responses is less than 10 during the period. % is calculated as Quantity/Base number*100

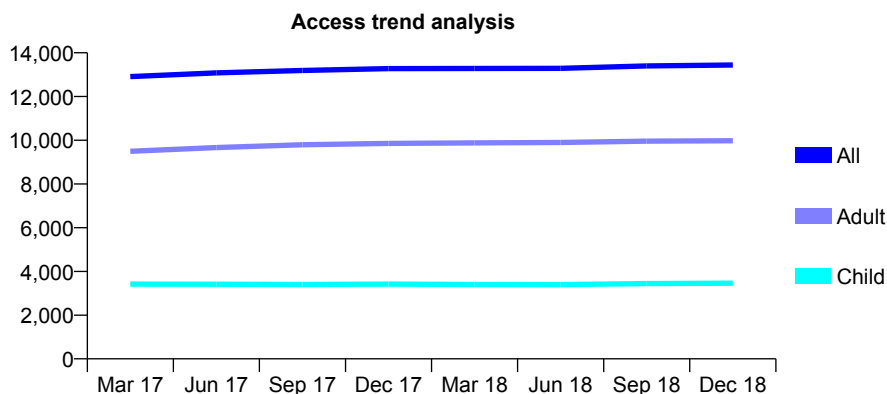
Q68 - Vital Signs At a Glance Contract Report for 101281/0163 - December 2018

Name or company name	OASIS DENTAL CARE LTD
Contract type name	GDS Contract
Purpose of contract	General
Contract start date	01/11/2006
Contract end date	

18/19 Contracted general activity (UDA)	37,431
Carry forward general activity (UDA)	0
18/19 Contracted orthodontic activity (UOA)	0
Carry forward orthodontic activity (UOA)	0
Baseline contract value	£895,671.54

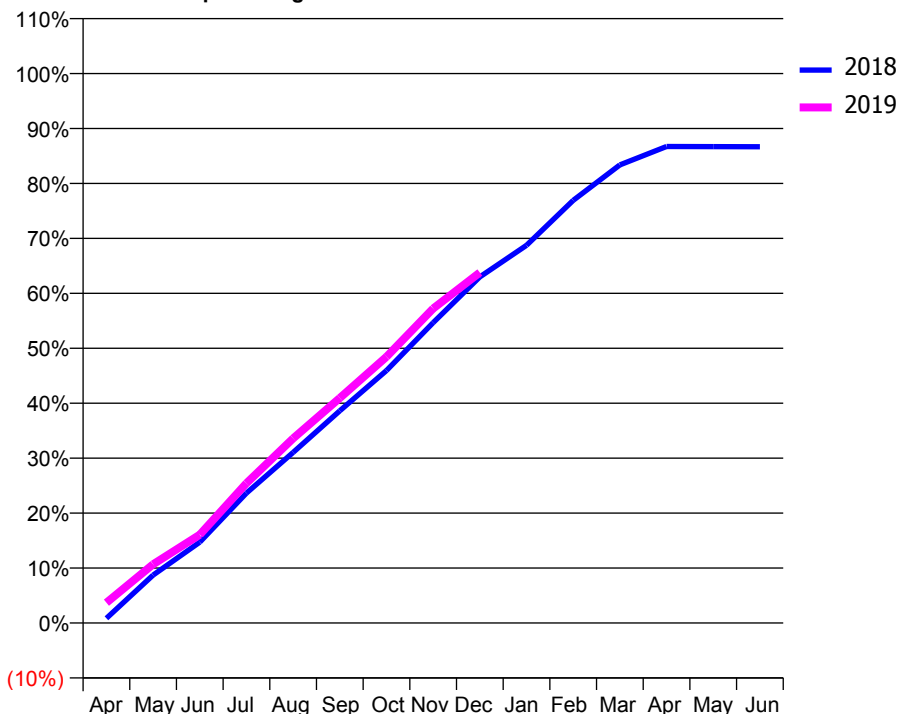
ACCESS*

Patients seen in 24 months	Total	Change since previous quarter
Quarter ending December 2017	13,278	
Quarter ending March 2018	13,282	→
Quarter ending June 2018	13,292	→
Quarter ending September 2018	13,401	→
Quarter ending December 2018	13,440	→
Variance since December 2017	1.2%	→



ACTIVITY

Cumulative percentage of contracted UDA delivered 2018 & 2019



Month	Adjusted Scheduled Activity (UDA)	
	2018	2019
April	320	1,383
May	3,262	4,001
June	5,507	6,020
July	8,847	9,522
August	11,618	12,572
September	14,454	15,327
October	17,201	18,138
November	20,459	21,422
December	23,576	23,878
January	25,730	
February	28,790	
March	31,202	
April	32,461	
May	32,455	
June	32,445	

QUALITY

	Quantity	Base Number	Contract	AT	Region	England
% of FP17s for the same patient ID Re-attending within 3 months - Children	263	3,725	7.1%	9.5%	11.3%	11.8%
% of FP17s for the same patient ID Re-attending within 3 months - Adults	1,202	9,386	12.8%	15.0%	15.3%	15.6%
% of FP17s for the same patient ID Re-attending between 3 & 9 months - Children	1,853	3,725	49.7%	59.9%	61.1%	58.8%
% of FP17s for the same patient ID Re-attending between 3 & 9 months - Adults	3,765	9,386	40.1%	51.5%	52.4%	51.0%
% of FP17s for Band 1 Urgent Courses	1,238	12,531	9.9%	9.4%	9.5%	9.0%
% of FP17s Relating to Free Repair or Replacements	102	12,531	0.8%	0.5%	0.7%	0.8%
% of FP17s Relating to Continuations	32	12,531	0.3%	0.8%	0.8%	0.9%
% of Patients satisfied with the dentistry they have received	2	2	N/A	92.5%	93.1%	93.2%
% of Patients satisfied with the time they had to wait for an appointment	2	2	N/A	88.5%	87.8%	88.3%

* This is based on patients treated on this contract for their most recent course of treatment. Figures in italics indicate the base number of FP17s or Patient Questionnaire responses are less than 100. N/A is shown where the base number of responses is less than 10 during the period. % is calculated as Quantity/Base number*100

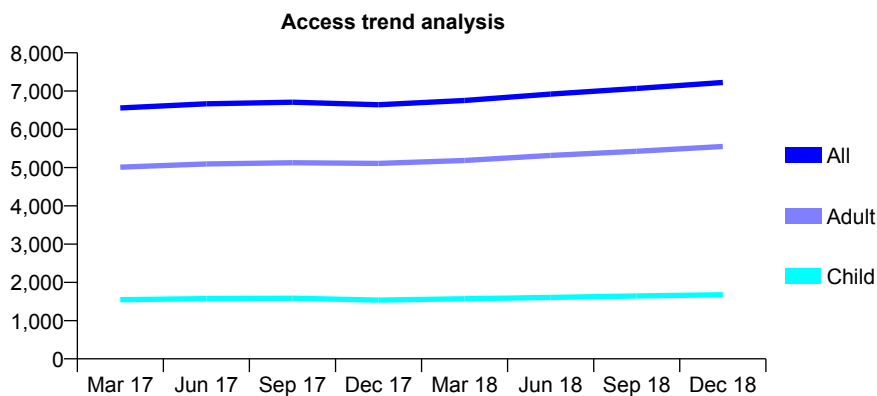
Q68 - Vital Signs At a Glance Contract Report for 101281/0177 - December 2018

Name or company name	OASIS DENTAL CARE LTD
Contract type name	Pilot Contract
Purpose of contract	General
Contract start date	01/03/2008
Contract end date	31/03/2020

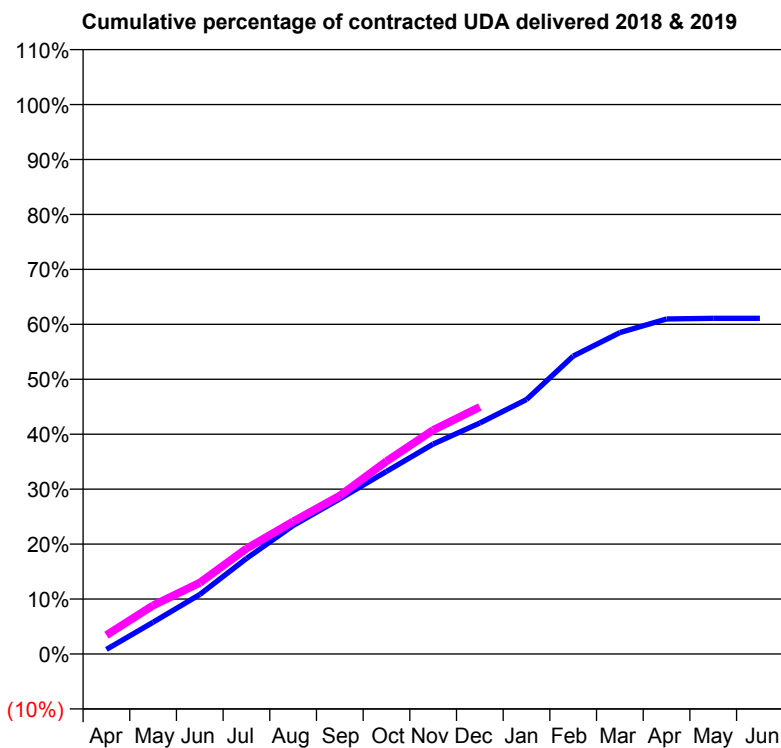
18/19 Contracted general activity (UDA)	25,911
Carry forward general activity (UDA)	0
18/19 Contracted orthodontic activity (UOA)	0
Carry forward orthodontic activity (UOA)	0
Baseline contract value	£671,856.65

ACCESS*

Patients seen in 24 months	Total	Change since previous quarter
Quarter ending December 2017	6,641	
Quarter ending March 2018	6,754	→
Quarter ending June 2018	6,921	↑
Quarter ending September 2018	7,066	↑
Quarter ending December 2018	7,225	↑
Variance since December 2017	8.8%	↑



ACTIVITY



Month	Adjusted Scheduled Activity (UDA)	
	2018	2019
April	215	890
May	1,497	2,290
June	2,804	3,363
July	4,505	4,969
August	6,059	6,250
September	7,315	7,467
October	8,614	9,089
November	9,903	10,562
December	10,895	11,648
January	12,002	
February	14,048	
March	15,157	
April	15,801	
May	15,828	
June	15,827	

QUALITY

	Quantity	Base Number	Contract	AT	Region	England
% of FP17s for the same patient ID Re-attending within 3 months - Children	78	1,649	4.7%	9.5%	11.3%	11.8%
% of FP17s for the same patient ID Re-attending within 3 months - Adults	646	4,964	13.0%	15.0%	15.3%	15.6%
% of FP17s for the same patient ID Re-attending between 3 & 9 months - Children	783	1,649	47.5%	59.9%	61.1%	58.8%
% of FP17s for the same patient ID Re-attending between 3 & 9 months - Adults	1,817	4,964	36.6%	51.5%	52.4%	51.0%
% of FP17s for Band 1 Urgent Courses	485	6,036	8.0%	9.4%	9.5%	9.0%
% of FP17s Relating to Free Repair or Replacements	52	6,036	0.9%	0.5%	0.7%	0.8%
% of FP17s Relating to Continuations	74	6,036	1.2%	0.8%	0.8%	0.9%
% of Patients satisfied with the dentistry they have received	1	2	N/A	92.5%	93.1%	93.2%
% of Patients satisfied with the time they had to wait for an appointment	1	2	N/A	88.5%	87.8%	88.3%

* This is based on patients treated on this contract for their most recent course of treatment. Figures in italics indicate the base number of FP17s or Patient Questionnaire responses are less than 100. N/A is shown where the base number of responses is less than 10 during the period. % is calculated as Quantity/Base number*100

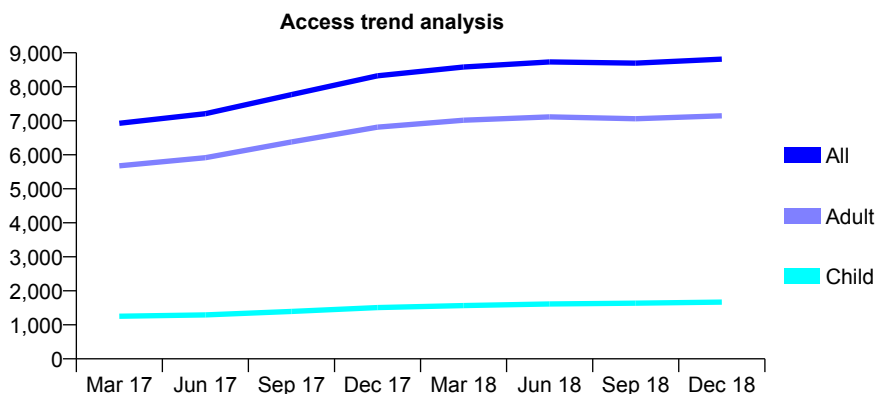
Q68 - Vital Signs At a Glance Contract Report for 101281/0231 - December 2018

Name or company name	OASIS DENTAL CARE LTD
Contract type name	GDS Contract
Purpose of contract	General
Contract start date	01/04/2011
Contract end date	

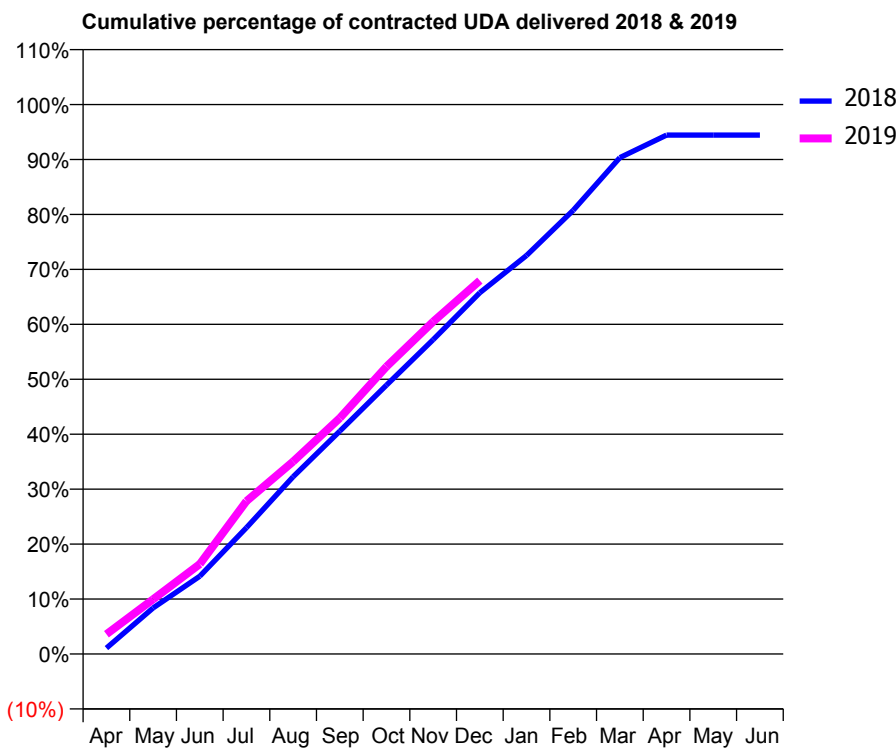
18/19 Contracted general activity (UDA)	26,836
Carry forward general activity (UDA)	0
18/19 Contracted orthodontic activity (UOA)	0
Carry forward orthodontic activity (UOA)	0
Baseline contract value	£703,605.39

ACCESS*

Patients seen in 24 months	Total	Change since previous quarter
Quarter ending December 2017	8,322	
Quarter ending March 2018	8,584	↑
Quarter ending June 2018	8,730	→
Quarter ending September 2018	8,695	→
Quarter ending December 2018	8,815	→
Variance since December 2017	5.9%	↑



ACTIVITY



Month	Adjusted Scheduled Activity (UDA)	
	2018	2019
April	293	967
May	2,249	2,675
June	3,802	4,391
July	6,173	7,466
August	8,659	9,397
September	10,888	11,524
October	13,130	14,036
November	15,352	16,232
December	17,644	18,236
January	19,464	
February	21,667	
March	24,243	
April	25,341	
May	25,341	
June	25,342	

QUALITY

	Quantity	Base Number	Contract	AT	Region	England
% of FP17s for the same patient ID Re-attending within 3 months - Children	154	1,872	8.2%	9.5%	11.3%	11.8%
% of FP17s for the same patient ID Re-attending within 3 months - Adults	1,320	7,667	17.2%	15.0%	15.3%	15.6%
% of FP17s for the same patient ID Re-attending between 3 & 9 months - Children	1,096	1,872	58.5%	59.9%	61.1%	58.8%
% of FP17s for the same patient ID Re-attending between 3 & 9 months - Adults	4,070	7,667	53.1%	51.5%	52.4%	51.0%
% of FP17s for Band 1 Urgent Courses	639	9,022	7.1%	9.4%	9.5%	9.0%
% of FP17s Relating to Free Repair or Replacements	148	9,022	1.6%	0.5%	0.7%	0.8%
% of FP17s Relating to Continuations	281	9,022	3.1%	0.8%	0.8%	0.9%
% of Patients satisfied with the dentistry they have received	2	2	N/A	92.5%	93.1%	93.2%
% of Patients satisfied with the time they had to wait for an appointment	2	2	N/A	88.5%	87.8%	88.3%

* This is based on patients treated on this contract for their most recent course of treatment. Figures in italics indicate the base number of FP17s or Patient Questionnaire responses are less than 100. N/A is shown where the base number of responses is less than 10 during the period. % is calculated as Quantity/Base number*100

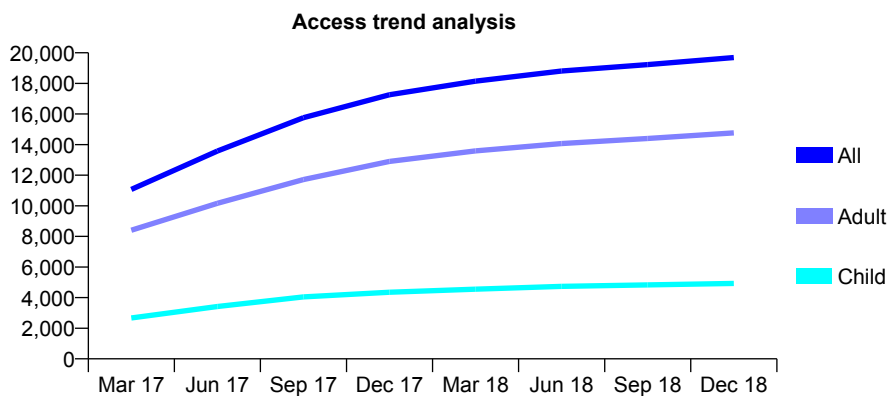
Q68 - Vital Signs At a Glance Contract Report for 101370/0063 - December 2018

Name or company name	Petrie Tucker & Partners Ltd
Contract type name	GDS Contract
Purpose of contract	General
Contract start date	01/04/2006
Contract end date	

18/19 Contracted general activity (UDA)	64,074
Carry forward general activity (UDA)	0
18/19 Contracted orthodontic activity (UOA)	0
Carry forward orthodontic activity (UOA)	0
Baseline contract value	£1,885,647.06

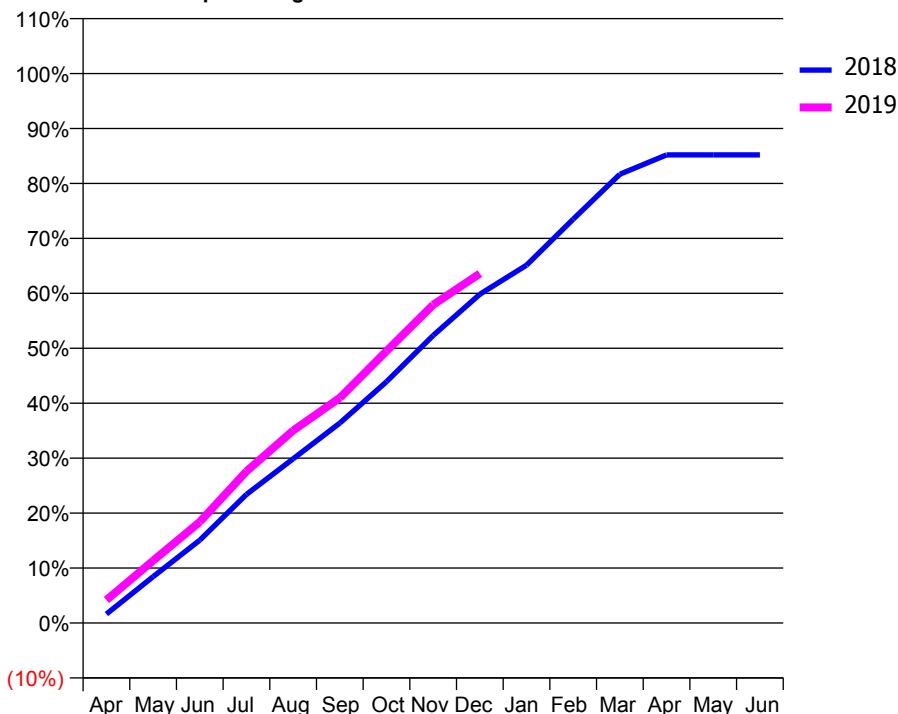
ACCESS*

Patients seen in 24 months	Total	Change since previous quarter
Quarter ending December 2017	17,259	
Quarter ending March 2018	18,145	↑
Quarter ending June 2018	18,810	↑
Quarter ending September 2018	19,230	↑
Quarter ending December 2018	19,694	↑
Variance since December 2017	14.1%	↑



ACTIVITY

Cumulative percentage of contracted UDA delivered 2018 & 2019



Month	Adjusted Scheduled Activity (UDA)	
	2018	2019
April	1,053	2,682
May	5,401	7,270
June	9,664	11,789
July	14,997	17,687
August	19,143	22,443
September	23,315	26,250
October	28,129	31,713
November	33,533	37,101
December	38,337	40,748
January	41,729	
February	47,085	
March	52,326	
April	54,582	
May	54,581	
June	54,579	

QUALITY

	Quantity	Base Number	Contract	AT	Region	England
% of FP17s for the same patient ID Re-attending within 3 months - Children	240	5,636	4.3%	9.5%	11.3%	11.8%
% of FP17s for the same patient ID Re-attending within 3 months - Adults	1,461	15,259	9.6%	15.0%	15.3%	15.6%
% of FP17s for the same patient ID Re-attending between 3 & 9 months - Children	3,685	5,636	65.4%	59.9%	61.1%	58.8%
% of FP17s for the same patient ID Re-attending between 3 & 9 months - Adults	9,154	15,259	60.0%	51.5%	52.4%	51.0%
% of FP17s for Band 1 Urgent Courses	1,034	19,935	5.2%	9.4%	9.5%	9.0%
% of FP17s Relating to Free Repair or Replacements	93	19,935	0.5%	0.5%	0.7%	0.8%
% of FP17s Relating to Continuations	227	19,935	1.1%	0.8%	0.8%	0.9%
% of Patients satisfied with the dentistry they have received	4	4	N/A	92.5%	93.1%	93.2%
% of Patients satisfied with the time they had to wait for an appointment	4	4	N/A	88.5%	87.8%	88.3%

* This is based on patients treated on this contract for their most recent course of treatment. Figures in italics indicate the base number of FP17s or Patient Questionnaire responses are less than 100. N/A is shown where the base number of responses is less than 10 during the period. % is calculated as Quantity/Base number*100

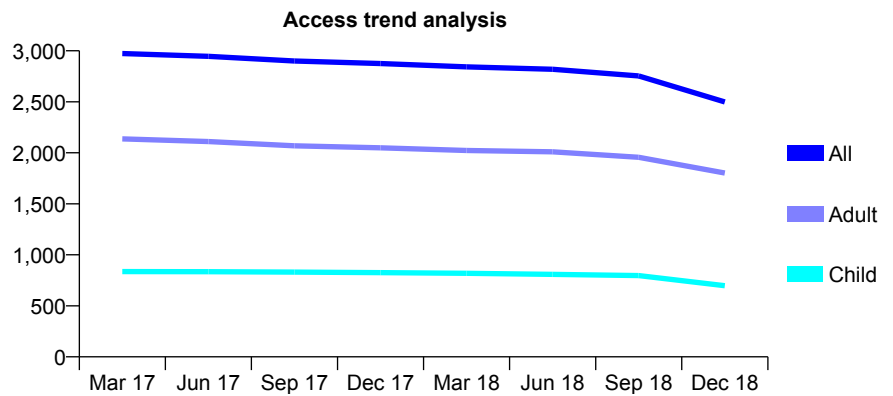
Q68 - Vital Signs At a Glance Contract Report for 101435/0002 - December 2018

Name or company name	IDH Limited
Contract type name	GDS Contract
Purpose of contract	General
Contract start date	01/04/2006
Contract end date	31/01/2019

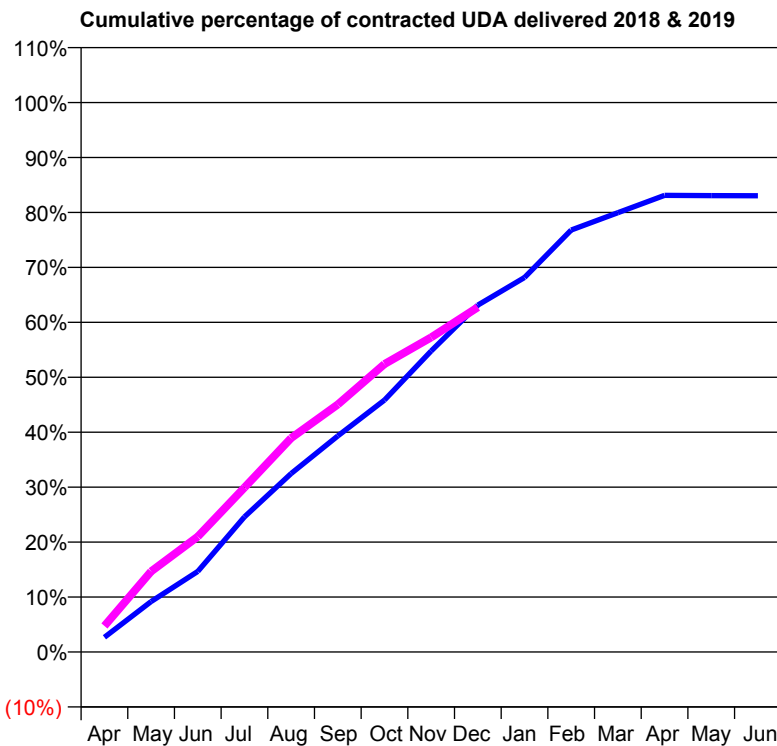
18/19 Contracted general activity (UDA)	7,001
Carry forward general activity (UDA)	0
18/19 Contracted orthodontic activity (UOA)	0
Carry forward orthodontic activity (UOA)	0
Baseline contract value	£173,802.90

ACCESS*

Patients seen in 24 months	Total	Change since previous quarter
Quarter ending December 2017	2,875	
Quarter ending March 2018	2,842	↓
Quarter ending June 2018	2,819	→
Quarter ending September 2018	2,753	↓
Quarter ending December 2018	2,499	↓
Variance since December 2017	(13.1%)	↓



ACTIVITY



Month	Adjusted Scheduled Activity (UDA)	
	2018	2019
April	226	332
May	773	1,028
June	1,232	1,470
July	2,065	2,096
August	2,729	2,726
September	3,304	3,153
October	3,851	3,670
November	4,603	4,009
December	5,304	4,392
January	5,726	
February	6,452	
March	6,715	
April	6,981	
May	6,977	
June	6,976	

QUALITY

	Quantity	Base Number	Contract	AT	Region	England
% of FP17s for the same patient ID Re-attending within 3 months - Children	59	863	6.8%	9.5%	11.3%	11.8%
% of FP17s for the same patient ID Re-attending within 3 months - Adults	207	1,925	10.8%	15.0%	15.3%	15.6%
% of FP17s for the same patient ID Re-attending between 3 & 9 months - Children	571	863	66.2%	59.9%	61.1%	58.8%
% of FP17s for the same patient ID Re-attending between 3 & 9 months - Adults	1,130	1,925	58.7%	51.5%	52.4%	51.0%
% of FP17s for Band 1 Urgent Courses	227	2,652	8.6%	9.4%	9.5%	9.0%
% of FP17s Relating to Free Repair or Replacements	8	2,652	0.3%	0.5%	0.7%	0.8%
% of FP17s Relating to Continuations	15	2,652	0.6%	0.8%	0.8%	0.9%
% of Patients satisfied with the dentistry they have received	3	3	N/A	92.5%	93.1%	93.2%
% of Patients satisfied with the time they had to wait for an appointment	3	3	N/A	88.5%	87.8%	88.3%

* This is based on patients treated on this contract for their most recent course of treatment. Figures in italics indicate the base number of FP17s or Patient Questionnaire responses are less than 100. N/A is shown where the base number of responses is less than 10 during the period. % is calculated as Quantity/Base number*100

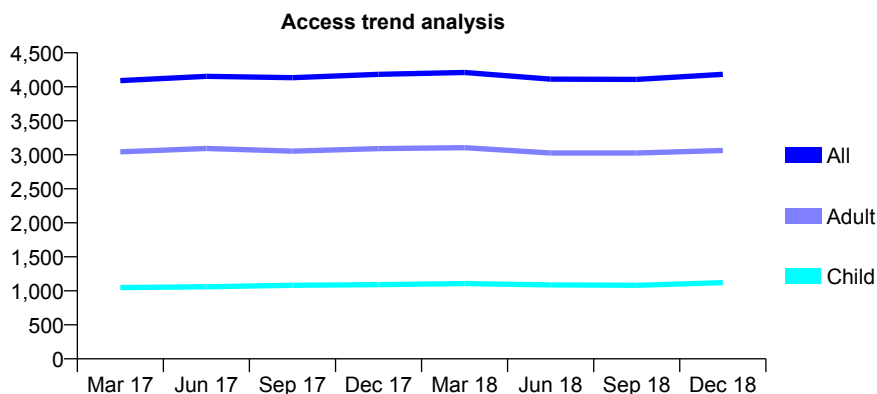
Q68 - Vital Signs At a Glance Contract Report for 101435/0038 - December 2018

Name or company name	IDH Limited
Contract type name	GDS Contract
Purpose of contract	General
Contract start date	01/04/2006
Contract end date	

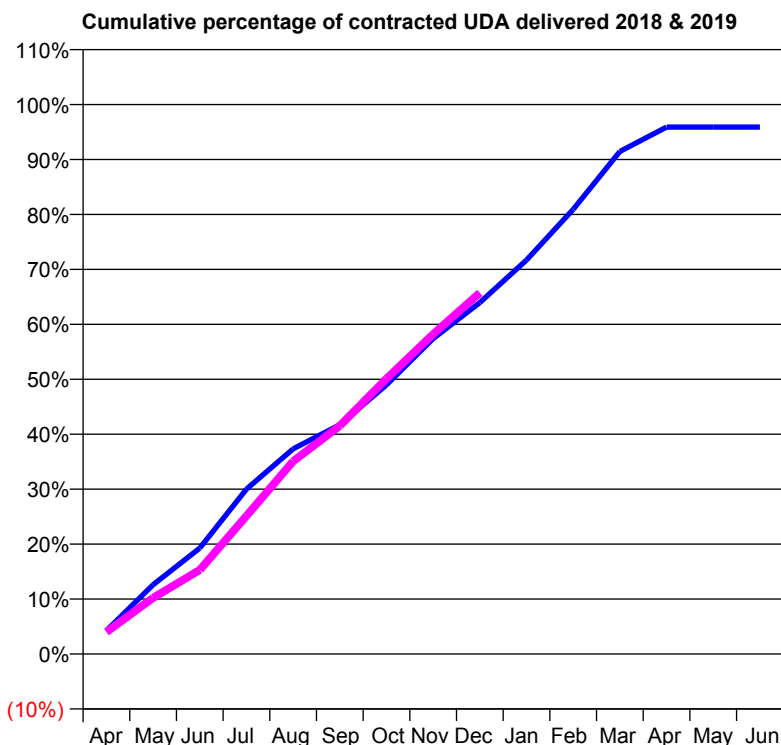
18/19 Contracted general activity (UDA)	10,828
Carry forward general activity (UDA)	0
18/19 Contracted orthodontic activity (UOA)	0
Carry forward orthodontic activity (UOA)	0
Baseline contract value	£318,209.75

ACCESS*

Patients seen in 24 months	Total	Change since previous quarter
Quarter ending December 2017	4,183	
Quarter ending March 2018	4,211	→
Quarter ending June 2018	4,113	↓
Quarter ending September 2018	4,109	→
Quarter ending December 2018	4,184	→
Variance since December 2017	0.0%	→



ACTIVITY



Month	Adjusted Scheduled Activity (UDA)	
	2018	2019
April	461	432
May	1,366	1,108
June	2,089	1,658
July	3,249	2,721
August	4,043	3,797
September	4,518	4,498
October	5,304	5,424
November	6,215	6,302
December	6,926	7,117
January	7,762	
February	8,763	
March	9,903	
April	10,383	
May	10,383	
June	10,383	

QUALITY

	Quantity	Base Number	Contract	AT	Region	England
% of FP17s for the same patient ID Re-attending within 3 months - Children	55	947	5.8%	9.5%	11.3%	11.8%
% of FP17s for the same patient ID Re-attending within 3 months - Adults	365	2,378	15.3%	15.0%	15.3%	15.6%
% of FP17s for the same patient ID Re-attending between 3 & 9 months - Children	383	947	40.4%	59.9%	61.1%	58.8%
% of FP17s for the same patient ID Re-attending between 3 & 9 months - Adults	894	2,378	37.6%	51.5%	52.4%	51.0%
% of FP17s for Band 1 Urgent Courses	313	3,149	9.9%	9.4%	9.5%	9.0%
% of FP17s Relating to Free Repair or Replacements	22	3,149	0.7%	0.5%	0.7%	0.8%
% of FP17s Relating to Continuations	47	3,149	1.5%	0.8%	0.8%	0.9%
% of Patients satisfied with the dentistry they have received	3	3	N/A	92.5%	93.1%	93.2%
% of Patients satisfied with the time they had to wait for an appointment	3	3	N/A	88.5%	87.8%	88.3%

* This is based on patients treated on this contract for their most recent course of treatment. Figures in italics indicate the base number of FP17s or Patient Questionnaire responses are less than 100. N/A is shown where the base number of responses is less than 10 during the period. % is calculated as Quantity/Base number*100

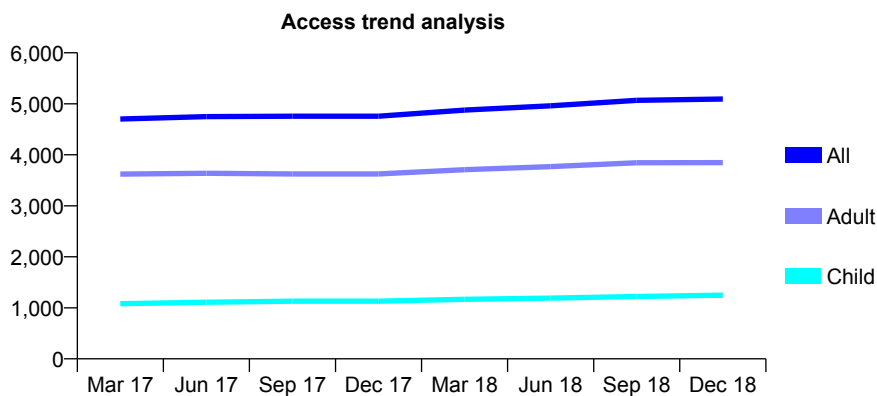
Q68 - Vital Signs At a Glance Contract Report for 101435/0039 - December 2018

Name or company name	IDH Limited
Contract type name	GDS Contract
Purpose of contract	General
Contract start date	01/04/2006
Contract end date	

18/19 Contracted general activity (UDA)	15,788
Carry forward general activity (UDA)	0
18/19 Contracted orthodontic activity (UOA)	0
Carry forward orthodontic activity (UOA)	0
Baseline contract value	£458,231.34

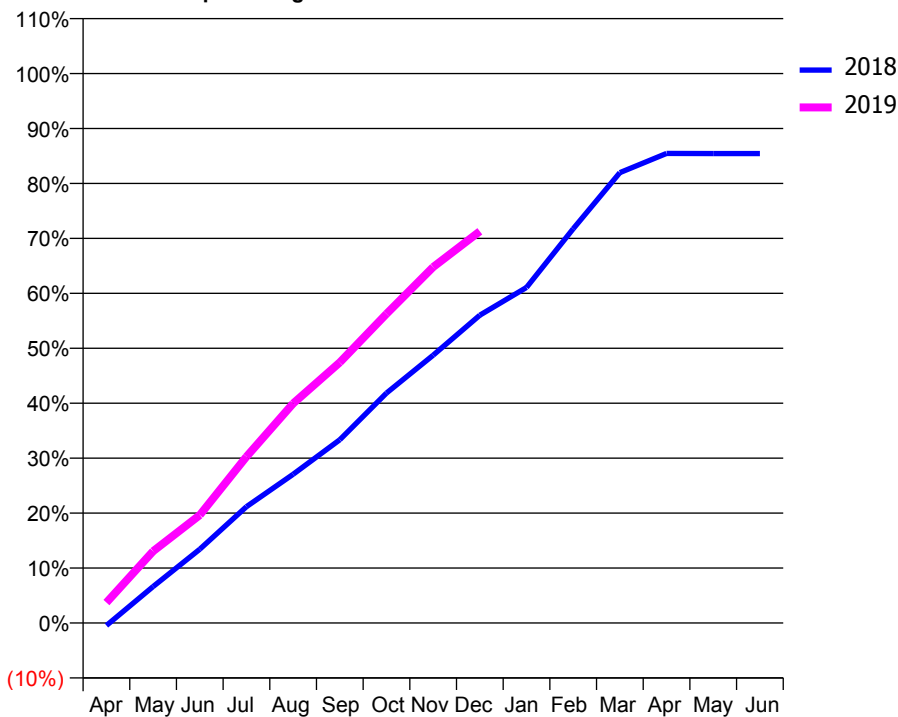
ACCESS*

Patients seen in 24 months	Total	Change since previous quarter
Quarter ending December 2017	4,757	
Quarter ending March 2018	4,876	↑
Quarter ending June 2018	4,960	→
Quarter ending September 2018	5,067	↑
Quarter ending December 2018	5,095	→
Variance since December 2017	7.1%	↑



ACTIVITY

Cumulative percentage of contracted UDA delivered 2018 & 2019



Month	Adjusted Scheduled Activity (UDA)	
	2018	2019
April	-73	587
May	1,047	2,061
June	2,120	3,102
July	3,342	4,778
August	4,274	6,307
September	5,266	7,488
October	6,606	8,882
November	7,695	10,228
December	8,846	11,253
January	9,640	
February	11,327	
March	12,939	
April	13,490	
May	13,489	
June	13,489	

QUALITY

	Quantity	Base Number	Contract	AT	Region	England
% of FP17s for the same patient ID Re-attending within 3 months - Children	57	1,122	5.1%	9.5%	11.3%	11.8%
% of FP17s for the same patient ID Re-attending within 3 months - Adults	262	3,305	7.9%	15.0%	15.3%	15.6%
% of FP17s for the same patient ID Re-attending between 3 & 9 months - Children	550	1,122	49.0%	59.9%	61.1%	58.8%
% of FP17s for the same patient ID Re-attending between 3 & 9 months - Adults	1,555	3,305	47.0%	51.5%	52.4%	51.0%
% of FP17s for Band 1 Urgent Courses	201	4,259	4.7%	9.4%	9.5%	9.0%
% of FP17s Relating to Free Repair or Replacements	12	4,259	0.3%	0.5%	0.7%	0.8%
% of FP17s Relating to Continuations	39	4,259	0.9%	0.8%	0.8%	0.9%
% of Patients satisfied with the dentistry they have received	3	4	N/A	92.5%	93.1%	93.2%
% of Patients satisfied with the time they had to wait for an appointment	4	4	N/A	88.5%	87.8%	88.3%

* This is based on patients treated on this contract for their most recent course of treatment. Figures in italics indicate the base number of FP17s or Patient Questionnaire responses are less than 100. N/A is shown where the base number of responses is less than 10 during the period. % is calculated as Quantity/Base number*100

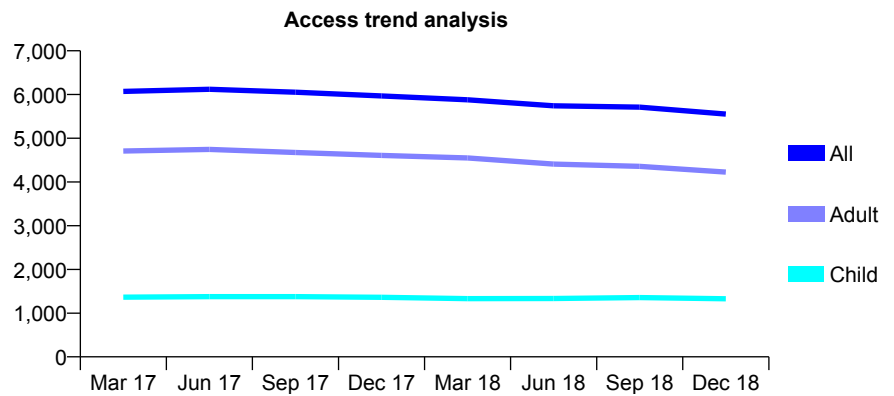
Q68 - Vital Signs At a Glance Contract Report for 101435/0041 - December 2018

Name or company name	IDH Limited
Contract type name	GDS Contract
Purpose of contract	General
Contract start date	01/04/2006
Contract end date	

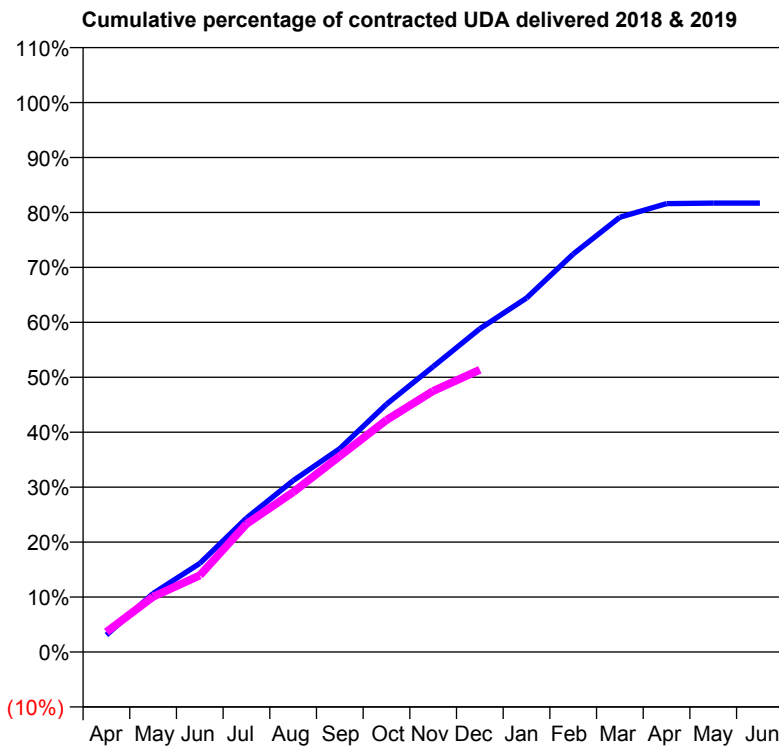
18/19 Contracted general activity (UDA)	18,081
Carry forward general activity (UDA)	0
18/19 Contracted orthodontic activity (UOA)	0
Carry forward orthodontic activity (UOA)	0
Baseline contract value	£592,722.16

ACCESS*

Patients seen in 24 months	Total	Change since previous quarter
Quarter ending December 2017	5,968	
Quarter ending March 2018	5,880	↓
Quarter ending June 2018	5,742	↓
Quarter ending September 2018	5,712	→
Quarter ending December 2018	5,553	↓
Variance since December 2017	(7.0%)	↓



ACTIVITY



Month	Adjusted Scheduled Activity (UDA)	
	2018	2019
April	559	659
May	1,930	1,817
June	2,915	2,521
July	4,407	4,215
August	5,642	5,261
September	6,694	6,449
October	8,156	7,631
November	9,394	8,589
December	10,637	9,287
January	11,646	
February	13,093	
March	14,306	
April	14,756	
May	14,771	
June	14,771	

QUALITY

	Quantity	Base Number	Contract	AT	Region	England
% of FP17s for the same patient ID Re-attending within 3 months - Children	66	1,140	5.8%	9.5%	11.3%	11.8%
% of FP17s for the same patient ID Re-attending within 3 months - Adults	520	3,305	15.7%	15.0%	15.3%	15.6%
% of FP17s for the same patient ID Re-attending between 3 & 9 months - Children	533	1,140	46.8%	59.9%	61.1%	58.8%
% of FP17s for the same patient ID Re-attending between 3 & 9 months - Adults	1,319	3,305	39.9%	51.5%	52.4%	51.0%
% of FP17s for Band 1 Urgent Courses	693	4,261	16.3%	9.4%	9.5%	9.0%
% of FP17s Relating to Free Repair or Replacements	13	4,261	0.3%	0.5%	0.7%	0.8%
% of FP17s Relating to Continuations	36	4,261	0.8%	0.8%	0.8%	0.9%
% of Patients satisfied with the dentistry they have received	0	0	N/A	92.5%	93.1%	93.2%
% of Patients satisfied with the time they had to wait for an appointment	0	0	N/A	88.5%	87.8%	88.3%

* This is based on patients treated on this contract for their most recent course of treatment. Figures in italics indicate the base number of FP17s or Patient Questionnaire responses are less than 100. N/A is shown where the base number of responses is less than 10 during the period. % is calculated as Quantity/Base number*100

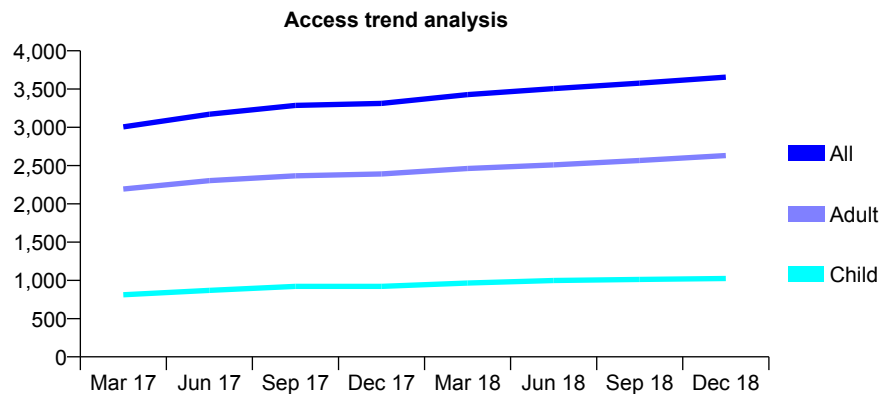
Q68 - Vital Signs At a Glance Contract Report for 101435/0043 - December 2018

Name or company name	IDH Limited
Contract type name	GDS Contract
Purpose of contract	General
Contract start date	01/04/2006
Contract end date	

18/19 Contracted general activity (UDA)	9,058
Carry forward general activity (UDA)	0
18/19 Contracted orthodontic activity (UOA)	0
Carry forward orthodontic activity (UOA)	0
Baseline contract value	£216,154.71

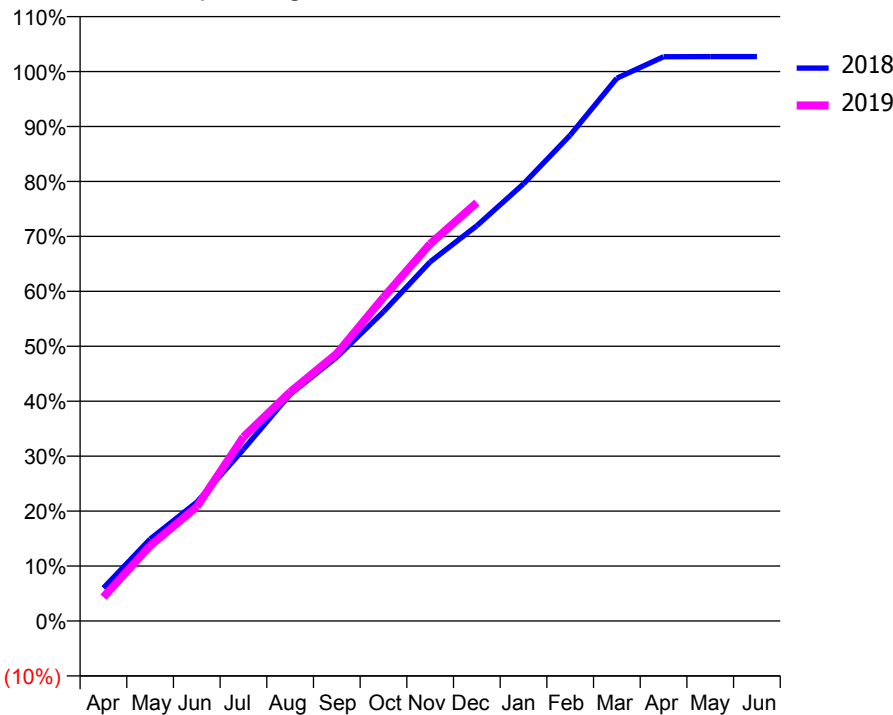
ACCESS*

Patients seen in 24 months	Total	Change since previous quarter
Quarter ending December 2017	3,313	
Quarter ending March 2018	3,427	↑
Quarter ending June 2018	3,506	↑
Quarter ending September 2018	3,577	↑
Quarter ending December 2018	3,655	↑
Variance since December 2017	10.3%	↑



ACTIVITY

Cumulative percentage of contracted UDA delivered 2018 & 2019



Month	Adjusted Scheduled Activity (UDA)	
	2018	2019
April	544	394
May	1,351	1,242
June	1,959	1,884
July	2,829	3,033
August	3,738	3,775
September	4,351	4,408
October	5,098	5,335
November	5,920	6,218
December	6,516	6,898
January	7,205	
February	8,009	
March	8,947	
April	9,301	
May	9,303	
June	9,303	

QUALITY

	Quantity	Base Number	Contract	AT	Region	England
% of FP17s for the same patient ID Re-attending within 3 months - Children	41	834	4.9%	9.5%	11.3%	11.8%
% of FP17s for the same patient ID Re-attending within 3 months - Adults	167	1,883	8.9%	15.0%	15.3%	15.6%
% of FP17s for the same patient ID Re-attending between 3 & 9 months - Children	300	834	36.0%	59.9%	61.1%	58.8%
% of FP17s for the same patient ID Re-attending between 3 & 9 months - Adults	611	1,883	32.4%	51.5%	52.4%	51.0%
% of FP17s for Band 1 Urgent Courses	159	2,602	6.1%	9.4%	9.5%	9.0%
% of FP17s Relating to Free Repair or Replacements	16	2,602	0.6%	0.5%	0.7%	0.8%
% of FP17s Relating to Continuations	23	2,602	0.9%	0.8%	0.8%	0.9%
% of Patients satisfied with the dentistry they have received	1	1	N/A	92.5%	93.1%	93.2%
% of Patients satisfied with the time they had to wait for an appointment	1	1	N/A	88.5%	87.8%	88.3%

* This is based on patients treated on this contract for their most recent course of treatment. Figures in italics indicate the base number of FP17s or Patient Questionnaire responses are less than 100. N/A is shown where the base number of responses is less than 10 during the period. % is calculated as Quantity/Base number*100

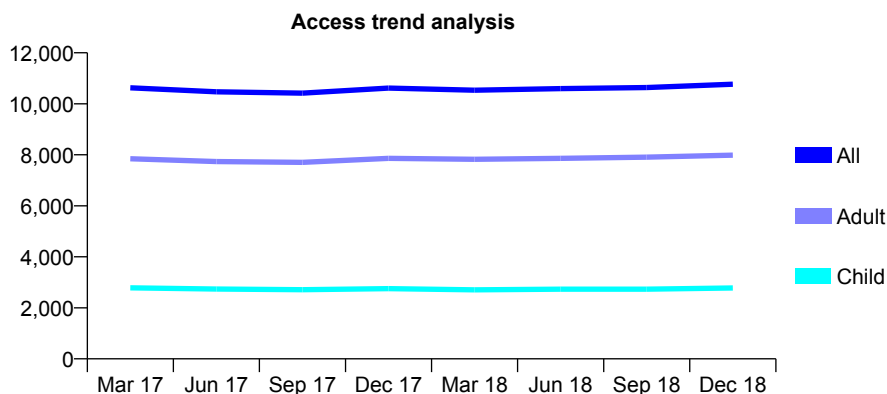
Q68 - Vital Signs At a Glance Contract Report for 101435/0044 - December 2018

Name or company name	IDH Limited
Contract type name	GDS Contract
Purpose of contract	General
Contract start date	15/05/2006
Contract end date	

18/19 Contracted general activity (UDA)	28,158
Carry forward general activity (UDA)	0
18/19 Contracted orthodontic activity (UOA)	0
Carry forward orthodontic activity (UOA)	0
Baseline contract value	£812,988.26

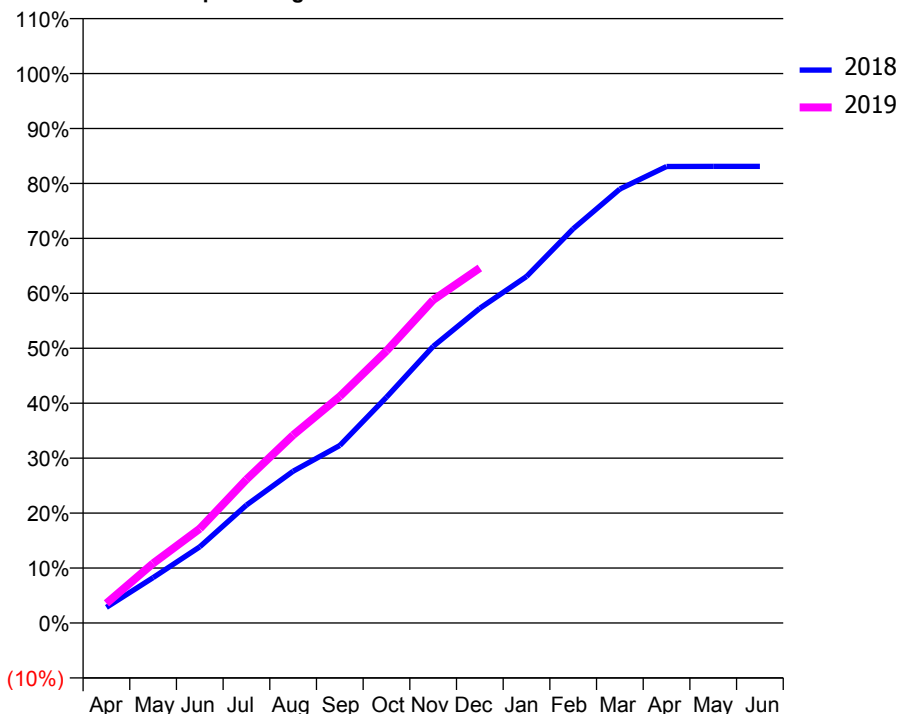
ACCESS*

Patients seen in 24 months	Total	Change since previous quarter
Quarter ending December 2017	10,615	
Quarter ending March 2018	10,531	→
Quarter ending June 2018	10,596	→
Quarter ending September 2018	10,637	→
Quarter ending December 2018	10,768	→
Variance since December 2017	1.4%	→



ACTIVITY

Cumulative percentage of contracted UDA delivered 2018 & 2019



Month	Adjusted Scheduled Activity (UDA)	
	2018	2019
April	800	1,011
May	2,328	3,057
June	3,906	4,836
July	6,047	7,353
August	7,776	9,630
September	9,098	11,615
October	11,569	13,943
November	14,172	16,551
December	16,129	18,192
January	17,754	
February	20,200	
March	22,236	
April	23,395	
May	23,398	
June	23,399	

QUALITY

	Quantity	Base Number	Contract	AT	Region	England
% of FP17s for the same patient ID Re-attending within 3 months - Children	78	2,758	2.8%	9.5%	11.3%	11.8%
% of FP17s for the same patient ID Re-attending within 3 months - Adults	443	6,999	6.3%	15.0%	15.3%	15.6%
% of FP17s for the same patient ID Re-attending between 3 & 9 months - Children	1,523	2,758	55.2%	59.9%	61.1%	58.8%
% of FP17s for the same patient ID Re-attending between 3 & 9 months - Adults	3,714	6,999	53.1%	51.5%	52.4%	51.0%
% of FP17s for Band 1 Urgent Courses	557	9,111	6.1%	9.4%	9.5%	9.0%
% of FP17s Relating to Free Repair or Replacements	41	9,111	0.5%	0.5%	0.7%	0.8%
% of FP17s Relating to Continuations	27	9,111	0.3%	0.8%	0.8%	0.9%
% of Patients satisfied with the dentistry they have received	6	6	N/A	92.5%	93.1%	93.2%
% of Patients satisfied with the time they had to wait for an appointment	6	6	N/A	88.5%	87.8%	88.3%

* This is based on patients treated on this contract for their most recent course of treatment. Figures in italics indicate the base number of FP17s or Patient Questionnaire responses are less than 100. N/A is shown where the base number of responses is less than 10 during the period. % is calculated as Quantity/Base number*100

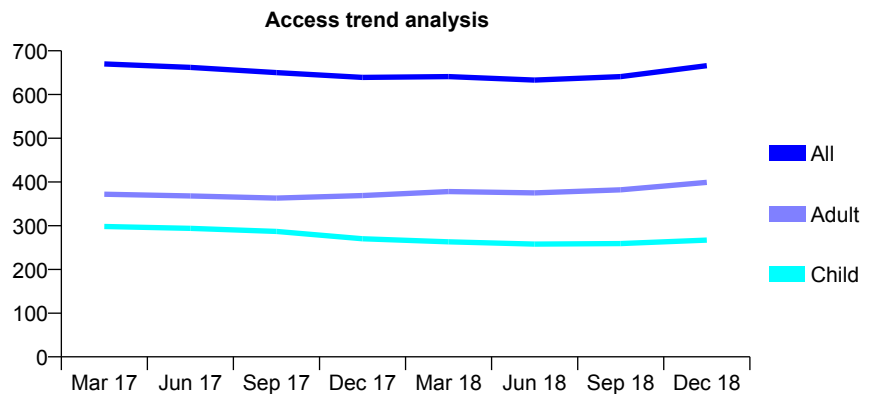
Q68 - Vital Signs At a Glance Contract Report for 102091/0001 - December 2018

Name or company name	Gresham Dental Practice Limited
Contract type name	GDS Contract
Purpose of contract	General
Contract start date	01/10/2011
Contract end date	

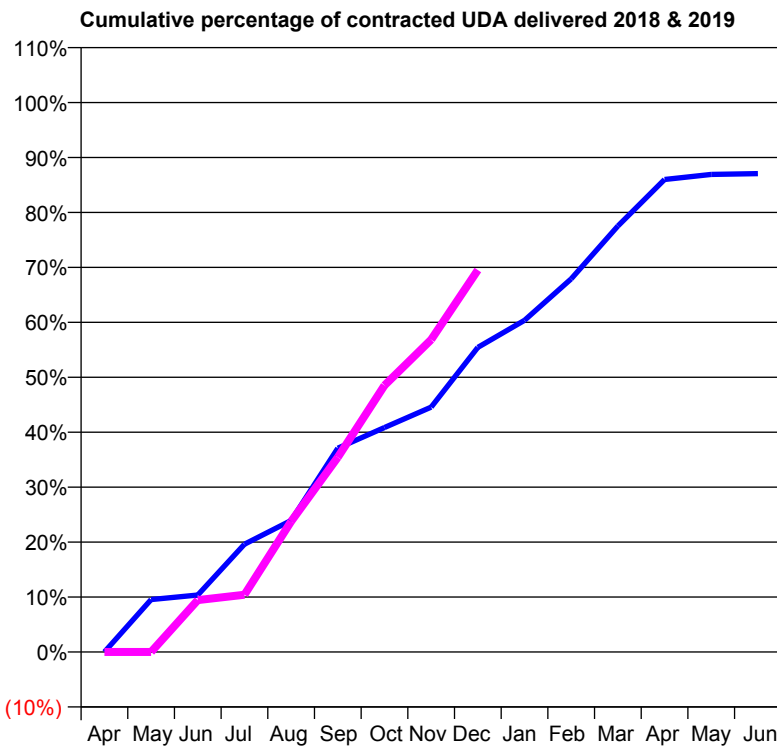
18/19 Contracted general activity (UDA)	1,132
Carry forward general activity (UDA)	0
18/19 Contracted orthodontic activity (UOA)	0
Carry forward orthodontic activity (UOA)	0
Baseline contract value	£25,616.42

ACCESS*

Patients seen in 24 months	Total	Change since previous quarter
Quarter ending December 2017	639	
Quarter ending March 2018	641	→
Quarter ending June 2018	633	↓
Quarter ending September 2018	641	→
Quarter ending December 2018	666	↑
Variance since December 2017	4.2%	↑



ACTIVITY



Adjusted Scheduled Activity (UDA)		
Month	2018	2019
April	0	0
May	124	0
June	135	107
July	255	118
August	311	269
September	482	401
October	531	549
November	579	644
December	721	787
January	785	
February	883	
March	1,008	
April	1,118	
May	1,130	
June	1,132	

QUALITY

	Quantity	Base Number	Contract	AT	Region	England
% of FP17s for the same patient ID Re-attending within 3 months - Children	4	204	2.0%	9.5%	11.3%	11.8%
% of FP17s for the same patient ID Re-attending within 3 months - Adults	18	287	6.3%	15.0%	15.3%	15.6%
% of FP17s for the same patient ID Re-attending between 3 & 9 months - Children	82	204	40.2%	59.9%	61.1%	58.8%
% of FP17s for the same patient ID Re-attending between 3 & 9 months - Adults	104	287	36.2%	51.5%	52.4%	51.0%
% of FP17s for Band 1 Urgent Courses	5	441	1.1%	9.4%	9.5%	9.0%
% of FP17s Relating to Free Repair or Replacements	1	441	0.2%	0.5%	0.7%	0.8%
% of FP17s Relating to Continuations	1	441	0.2%	0.8%	0.8%	0.9%
% of Patients satisfied with the dentistry they have received	0	0	N/A	92.5%	93.1%	93.2%
% of Patients satisfied with the time they had to wait for an appointment	0	0	N/A	88.5%	87.8%	88.3%

* This is based on patients treated on this contract for their most recent course of treatment. Figures in italics indicate the base number of FP17s or Patient Questionnaire responses are less than 100. N/A is shown where the base number of responses is less than 10 during the period. % is calculated as Quantity/Base number*100

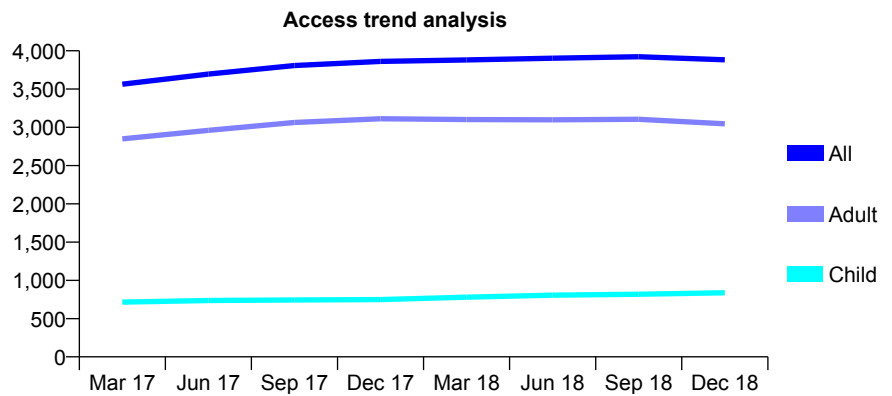
Q68 - Vital Signs At a Glance Contract Report for 102326/0001 - December 2018

Name or company name	Dental Surgery
Contract type name	GDS Contract
Purpose of contract	General
Contract start date	15/10/2015
Contract end date	

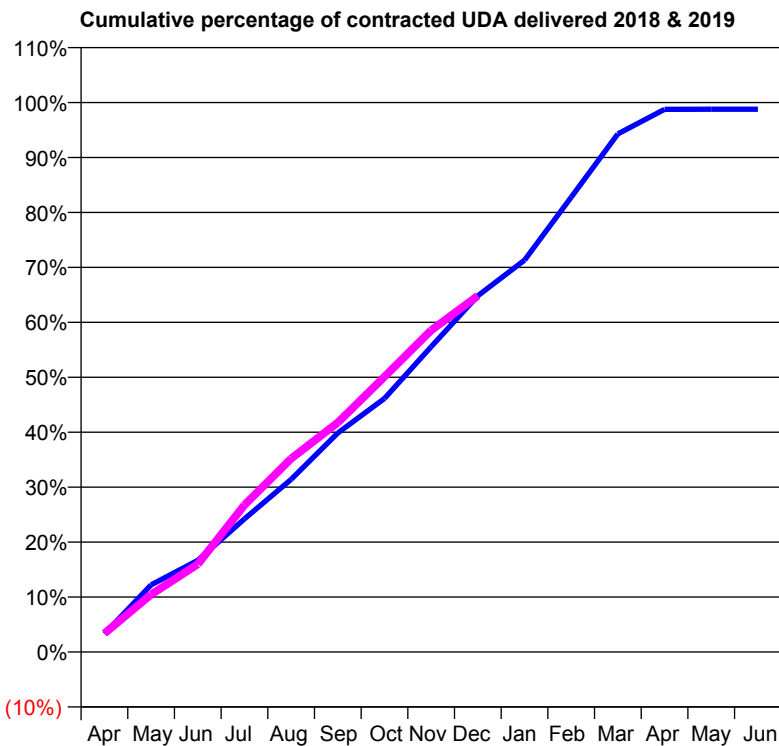
18/19 Contracted general activity (UDA)	14,566
Carry forward general activity (UDA)	176
18/19 Contracted orthodontic activity (UOA)	0
Carry forward orthodontic activity (UOA)	0
Baseline contract value	£316,832.94

ACCESS*

Patients seen in 24 months	Total	Change since previous quarter
Quarter ending December 2017	3,861	
Quarter ending March 2018	3,881	→
Quarter ending June 2018	3,904	→
Quarter ending September 2018	3,923	→
Quarter ending December 2018	3,883	↓
Variance since December 2017	0.6%	→



ACTIVITY



Adjusted Scheduled Activity (UDA)		
Month	2018	2019
April	481	492
May	1,779	1,524
June	2,431	2,329
July	3,531	3,897
August	4,575	5,128
September	5,804	6,080
October	6,722	7,296
November	8,093	8,527
December	9,443	9,444
January	10,385	
February	12,055	
March	13,734	
April	14,385	
May	14,389	
June	14,389	

QUALITY

	Quantity	Base Number	Contract	AT	Region	England
% of FP17s for the same patient ID Re-attending within 3 months - Children	78	854	9.1%	9.5%	11.3%	11.8%
% of FP17s for the same patient ID Re-attending within 3 months - Adults	559	3,215	17.4%	15.0%	15.3%	15.6%
% of FP17s for the same patient ID Re-attending between 3 & 9 months - Children	494	854	57.8%	59.9%	61.1%	58.8%
% of FP17s for the same patient ID Re-attending between 3 & 9 months - Adults	1,912	3,215	59.5%	51.5%	52.4%	51.0%
% of FP17s for Band 1 Urgent Courses	545	3,873	14.1%	9.4%	9.5%	9.0%
% of FP17s Relating to Free Repair or Replacements	1	3,873	0.0%	0.5%	0.7%	0.8%
% of FP17s Relating to Continuations	20	3,873	0.5%	0.8%	0.8%	0.9%
% of Patients satisfied with the dentistry they have received	1	1	N/A	92.5%	93.1%	93.2%
% of Patients satisfied with the time they had to wait for an appointment	1	1	N/A	88.5%	87.8%	88.3%

* This is based on patients treated on this contract for their most recent course of treatment. Figures in italics indicate the base number of FP17s or Patient Questionnaire responses are less than 100. N/A is shown where the base number of responses is less than 10 during the period. % is calculated as Quantity/Base number*100

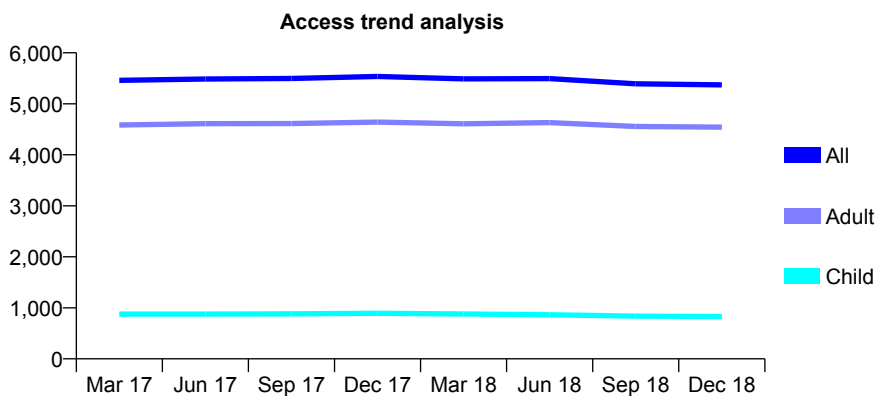
Q68 - Vital Signs At a Glance Contract Report for 102474/0001 - December 2018

Name or company name	Elizabeth Horn
Contract type name	GDS Contract
Purpose of contract	General
Contract start date	01/09/2012
Contract end date	

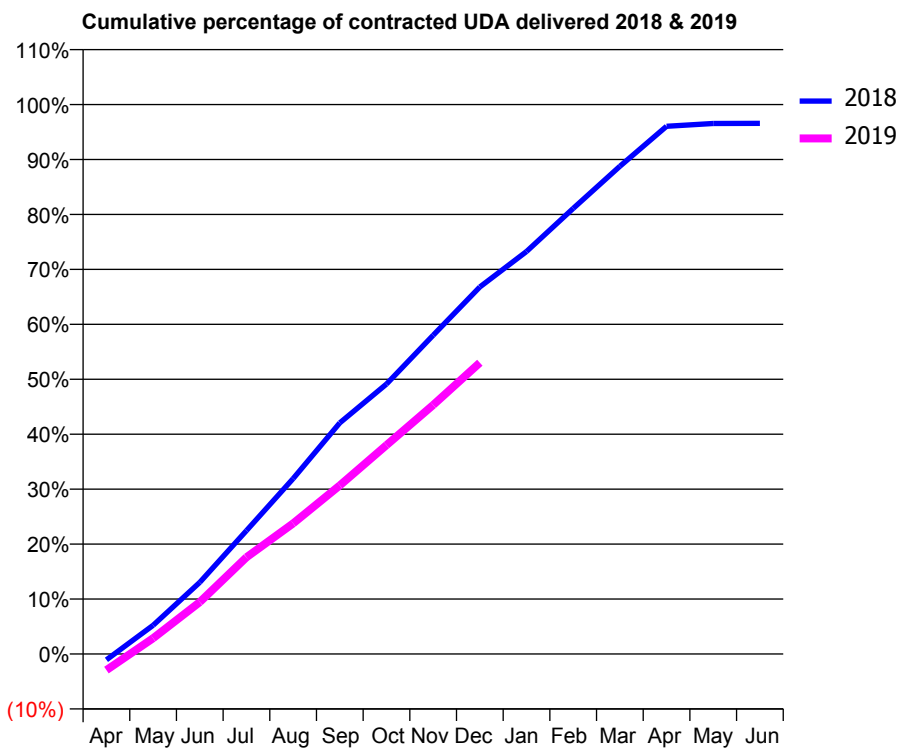
18/19 Contracted general activity (UDA)	16,133
Carry forward general activity (UDA)	552
18/19 Contracted orthodontic activity (UOA)	0
Carry forward orthodontic activity (UOA)	0
Baseline contract value	£503,246.43

ACCESS*

Patients seen in 24 months	Total	Change since previous quarter
Quarter ending December 2017	5,536	
Quarter ending March 2018	5,488	→
Quarter ending June 2018	5,495	→
Quarter ending September 2018	5,392	↓
Quarter ending December 2018	5,370	→
Variance since December 2017	(3.0%)	↓



ACTIVITY



Adjusted Scheduled Activity (UDA)		
Month	2018	2019
April	-176	-475
May	842	464
June	2,104	1,526
July	3,622	2,841
August	5,151	3,836
September	6,788	4,949
October	7,928	6,132
November	9,358	7,311
December	10,776	8,552
January	11,817	
February	13,081	
March	14,319	
April	15,494	
May	15,577	
June	15,580	

QUALITY

	Quantity	Base Number	Contract	AT	Region	England
% of FP17s for the same patient ID Re-attending within 3 months - Children	23	617	3.7%	9.5%	11.3%	11.8%
% of FP17s for the same patient ID Re-attending within 3 months - Adults	318	3,521	9.0%	15.0%	15.3%	15.6%
% of FP17s for the same patient ID Re-attending between 3 & 9 months - Children	165	617	26.7%	59.9%	61.1%	58.8%
% of FP17s for the same patient ID Re-attending between 3 & 9 months - Adults	1,228	3,521	34.9%	51.5%	52.4%	51.0%
% of FP17s for Band 1 Urgent Courses	122	3,661	3.3%	9.4%	9.5%	9.0%
% of FP17s Relating to Free Repair or Replacements	19	3,661	0.5%	0.5%	0.7%	0.8%
% of FP17s Relating to Continuations	2	3,661	0.1%	0.8%	0.8%	0.9%
% of Patients satisfied with the dentistry they have received	1	1	N/A	92.5%	93.1%	93.2%
% of Patients satisfied with the time they had to wait for an appointment	1	1	N/A	88.5%	87.8%	88.3%

* This is based on patients treated on this contract for their most recent course of treatment. Figures in italics indicate the base number of FP17s or Patient Questionnaire responses are less than 100. N/A is shown where the base number of responses is less than 10 during the period. % is calculated as Quantity/Base number*100

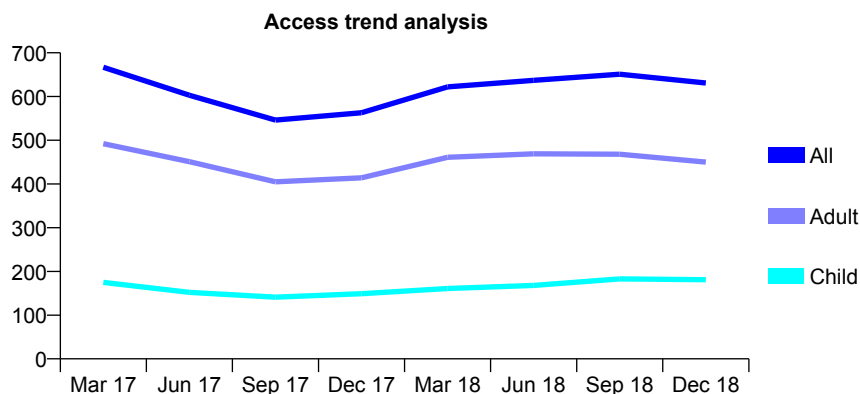
Q68 - Vital Signs At a Glance Contract Report for 102822/0001 - December 2018

Name or company name	Aisha Maria Asghar
Contract type name	GDS Contract
Purpose of contract	General
Contract start date	01/02/2014
Contract end date	

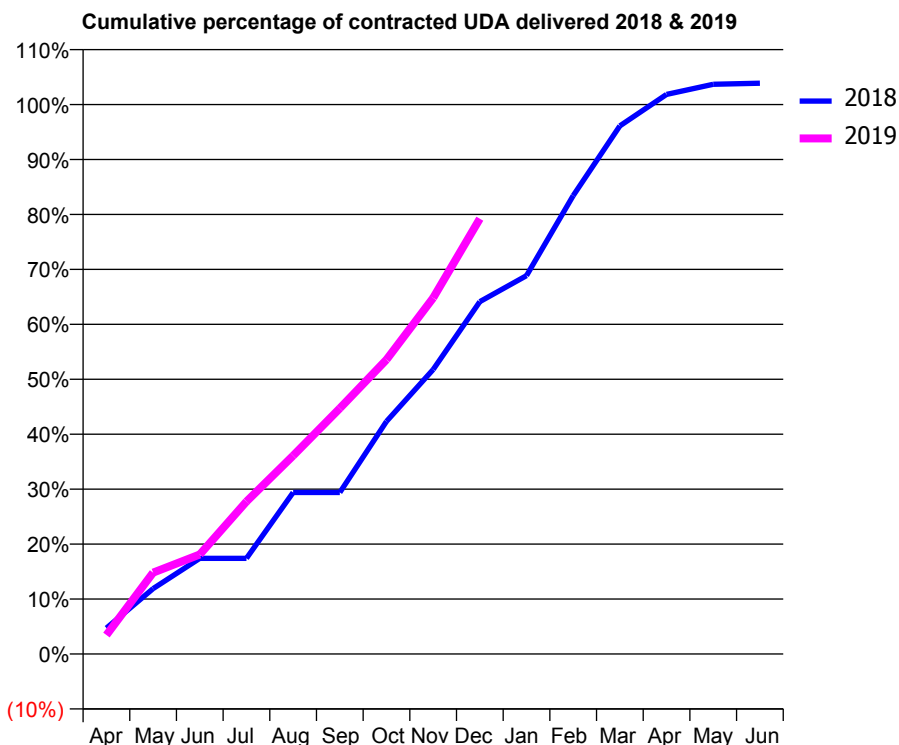
18/19 Contracted general activity (UDA)	1,567
Carry forward general activity (UDA)	0
18/19 Contracted orthodontic activity (UOA)	0
Carry forward orthodontic activity (UOA)	0
Baseline contract value	£44,104.83

ACCESS*

Patients seen in 24 months	Total	Change since previous quarter
Quarter ending December 2017	563	
Quarter ending March 2018	622	↑
Quarter ending June 2018	637	↑
Quarter ending September 2018	651	↑
Quarter ending December 2018	631	↓
Variance since December 2017	12.1%	↑



ACTIVITY



Month	Adjusted Scheduled Activity (UDA)	
	2018	2019
April	74	54
May	186	232
June	273	284
July	273	435
August	461	566
September	461	701
October	663	839
November	811	1,015
December	1,005	1,241
January	1,079	
February	1,307	
March	1,506	
April	1,596	
May	1,625	
June	1,628	

QUALITY

	Quantity	Base Number	Contract	AT	Region	England
% of FP17s for the same patient ID Re-attending within 3 months - Children	12	231	5.2%	9.5%	11.3%	11.8%
% of FP17s for the same patient ID Re-attending within 3 months - Adults	59	469	12.6%	15.0%	15.3%	15.6%
% of FP17s for the same patient ID Re-attending between 3 & 9 months - Children	133	231	57.6%	59.9%	61.1%	58.8%
% of FP17s for the same patient ID Re-attending between 3 & 9 months - Adults	301	469	64.2%	51.5%	52.4%	51.0%
% of FP17s for Band 1 Urgent Courses	47	651	7.2%	9.4%	9.5%	9.0%
% of FP17s Relating to Free Repair or Replacements	0	651	0.0%	0.5%	0.7%	0.8%
% of FP17s Relating to Continuations	2	651	0.3%	0.8%	0.8%	0.9%
% of Patients satisfied with the dentistry they have received	0	0	N/A	92.5%	93.1%	93.2%
% of Patients satisfied with the time they had to wait for an appointment	0	0	N/A	88.5%	87.8%	88.3%

* This is based on patients treated on this contract for their most recent course of treatment. Figures in italics indicate the base number of FP17s or Patient Questionnaire responses are less than 100. N/A is shown where the base number of responses is less than 10 during the period. % is calculated as Quantity/Base number*100

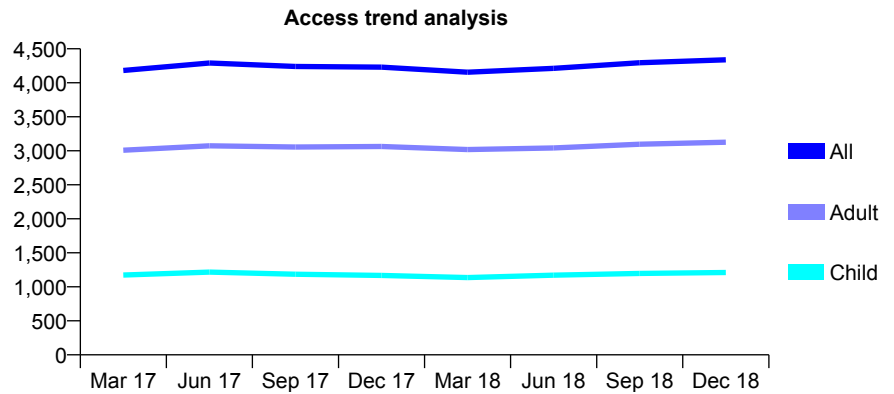
Q68 - Vital Signs At a Glance Contract Report for 103985/0001 - December 2018

Name or company name	Northgate Dental Care Ltd
Contract type name	GDS Contract
Purpose of contract	General
Contract start date	01/11/2007
Contract end date	

18/19 Contracted general activity (UDA)	11,756
Carry forward general activity (UDA)	415
18/19 Contracted orthodontic activity (UOA)	0
Carry forward orthodontic activity (UOA)	0
Baseline contract value	£312,547.83

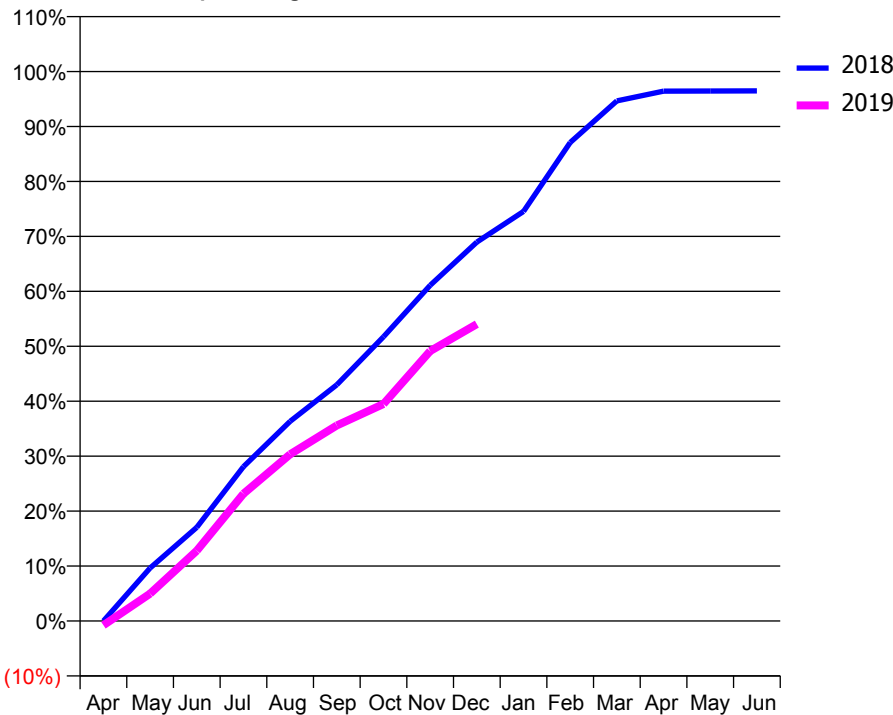
ACCESS*

Patients seen in 24 months	Total	Change since previous quarter
Quarter ending December 2017	4,231	
Quarter ending March 2018	4,156	↓
Quarter ending June 2018	4,213	→
Quarter ending September 2018	4,295	→
Quarter ending December 2018	4,338	→
Variance since December 2017	2.5%	↑



ACTIVITY

Cumulative percentage of contracted UDA delivered 2018 & 2019



Month	Adjusted Scheduled Activity (UDA)	
	2018	2019
April	0	-94
May	1,135	586
June	2,004	1,505
July	3,303	2,723
August	4,272	3,568
September	5,053	4,184
October	6,082	4,644
November	7,182	5,777
December	8,106	6,352
January	8,761	
February	10,238	
March	11,126	
April	11,336	
May	11,339	
June	11,341	

QUALITY

	Quantity	Base Number	Contract	AT	Region	England
% of FP17s for the same patient ID Re-attending within 3 months - Children	57	985	5.8%	9.5%	11.3%	11.8%
% of FP17s for the same patient ID Re-attending within 3 months - Adults	256	2,155	11.9%	15.0%	15.3%	15.6%
% of FP17s for the same patient ID Re-attending between 3 & 9 months - Children	371	985	37.7%	59.9%	61.1%	58.8%
% of FP17s for the same patient ID Re-attending between 3 & 9 months - Adults	660	2,155	30.6%	51.5%	52.4%	51.0%
% of FP17s for Band 1 Urgent Courses	513	3,089	16.6%	9.4%	9.5%	9.0%
% of FP17s Relating to Free Repair or Replacements	14	3,089	0.5%	0.5%	0.7%	0.8%
% of FP17s Relating to Continuations	47	3,089	1.5%	0.8%	0.8%	0.9%
% of Patients satisfied with the dentistry they have received	0	0	N/A	92.5%	93.1%	93.2%
% of Patients satisfied with the time they had to wait for an appointment	0	0	N/A	88.5%	87.8%	88.3%

* This is based on patients treated on this contract for their most recent course of treatment. Figures in italics indicate the base number of FP17s or Patient Questionnaire responses are less than 100. N/A is shown where the base number of responses is less than 10 during the period. % is calculated as Quantity/Base number*100

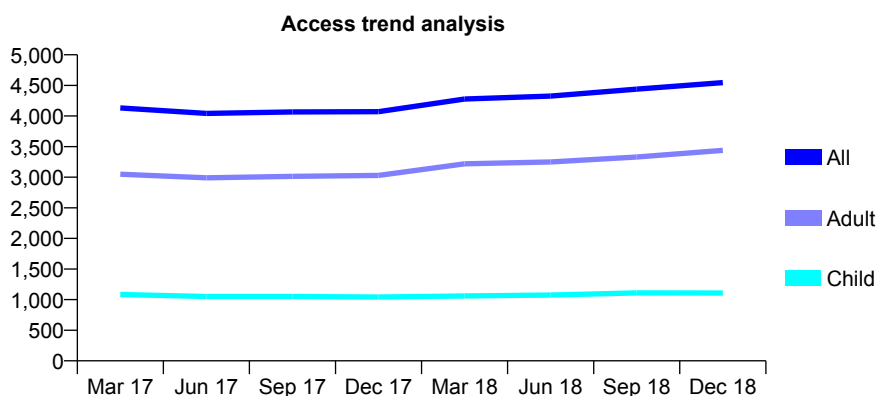
Q68 - Vital Signs At a Glance Contract Report for 104051/0001 - December 2018

Name or company name	Mermaid Dental Care Limited
Contract type name	GDS Contract
Purpose of contract	General
Contract start date	01/11/2010
Contract end date	

18/19 Contracted general activity (UDA)	13,475
Carry forward general activity (UDA)	467
18/19 Contracted orthodontic activity (UOA)	0
Carry forward orthodontic activity (UOA)	0
Baseline contract value	£457,546.69

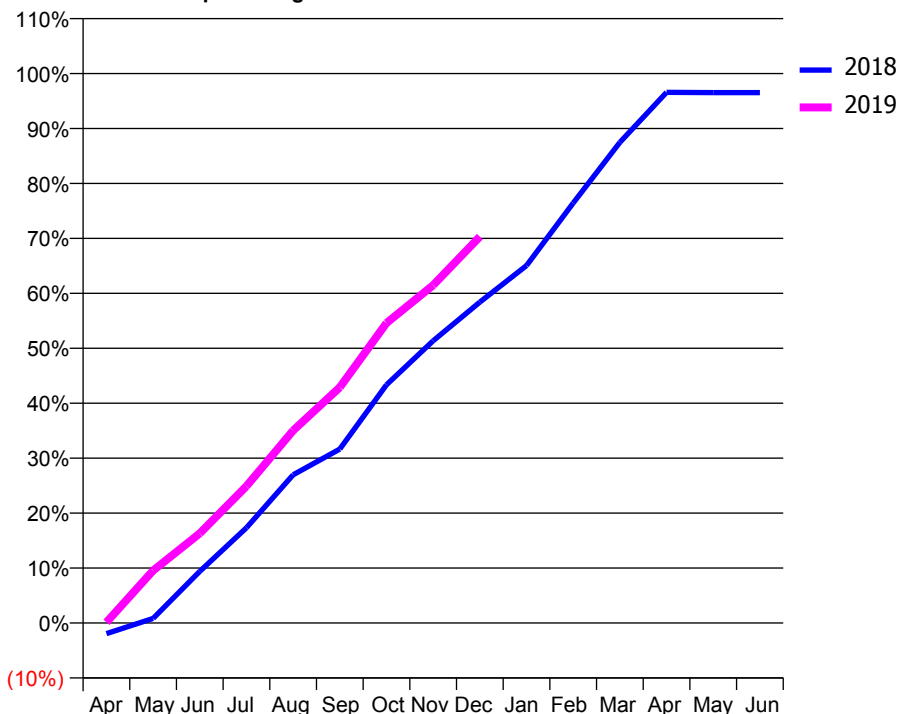
ACCESS*

Patients seen in 24 months	Total	Change since previous quarter
Quarter ending December 2017	4,071	
Quarter ending March 2018	4,278	↑
Quarter ending June 2018	4,326	→
Quarter ending September 2018	4,440	↑
Quarter ending December 2018	4,545	↑
Variance since December 2017	11.6%	↑



ACTIVITY

Cumulative percentage of contracted UDA delivered 2018 & 2019



Month	Adjusted Scheduled Activity (UDA)	
	2018	2019
April	-263	19
May	113	1,288
June	1,268	2,201
July	2,337	3,356
August	3,635	4,720
September	4,266	5,781
October	5,841	7,356
November	6,921	8,284
December	7,870	9,476
January	8,765	
February	10,298	
March	11,787	
April	13,013	
May	13,007	
June	13,007	

QUALITY

	Quantity	Base Number	Contract	AT	Region	England
% of FP17s for the same patient ID Re-attending within 3 months - Children	73	1,082	6.7%	9.5%	11.3%	11.8%
% of FP17s for the same patient ID Re-attending within 3 months - Adults	662	3,268	20.3%	15.0%	15.3%	15.6%
% of FP17s for the same patient ID Re-attending between 3 & 9 months - Children	565	1,082	52.2%	59.9%	61.1%	58.8%
% of FP17s for the same patient ID Re-attending between 3 & 9 months - Adults	1,011	3,268	30.9%	51.5%	52.4%	51.0%
% of FP17s for Band 1 Urgent Courses	642	3,999	16.1%	9.4%	9.5%	9.0%
% of FP17s Relating to Free Repair or Replacements	31	3,999	0.8%	0.5%	0.7%	0.8%
% of FP17s Relating to Continuations	94	3,999	2.4%	0.8%	0.8%	0.9%
% of Patients satisfied with the dentistry they have received	2	3	N/A	92.5%	93.1%	93.2%
% of Patients satisfied with the time they had to wait for an appointment	3	3	N/A	88.5%	87.8%	88.3%

* This is based on patients treated on this contract for their most recent course of treatment. Figures in italics indicate the base number of FP17s or Patient Questionnaire responses are less than 100. N/A is shown where the base number of responses is less than 10 during the period. % is calculated as Quantity/Base number*100

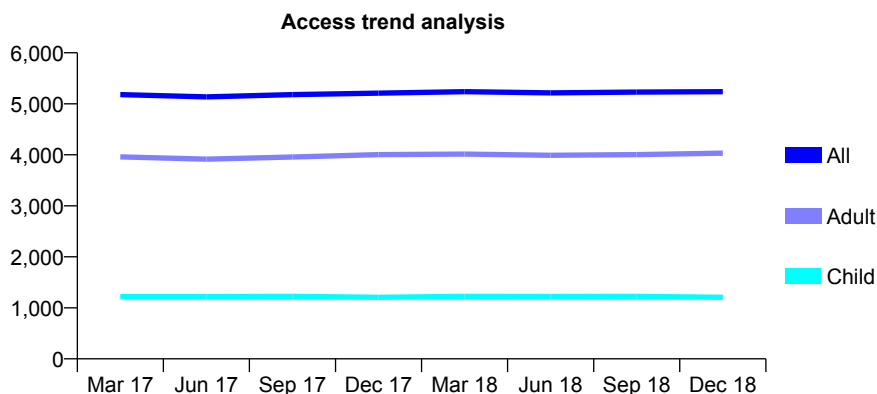
Q68 - Vital Signs At a Glance Contract Report for 104051/0002 - December 2018

Name or company name	Mermaid Dental Care Limited
Contract type name	GDS Contract
Purpose of contract	General
Contract start date	01/11/2010
Contract end date	

18/19 Contracted general activity (UDA)	17,855
Carry forward general activity (UDA)	596
18/19 Contracted orthodontic activity (UOA)	0
Carry forward orthodontic activity (UOA)	0
Baseline contract value	£490,610.16

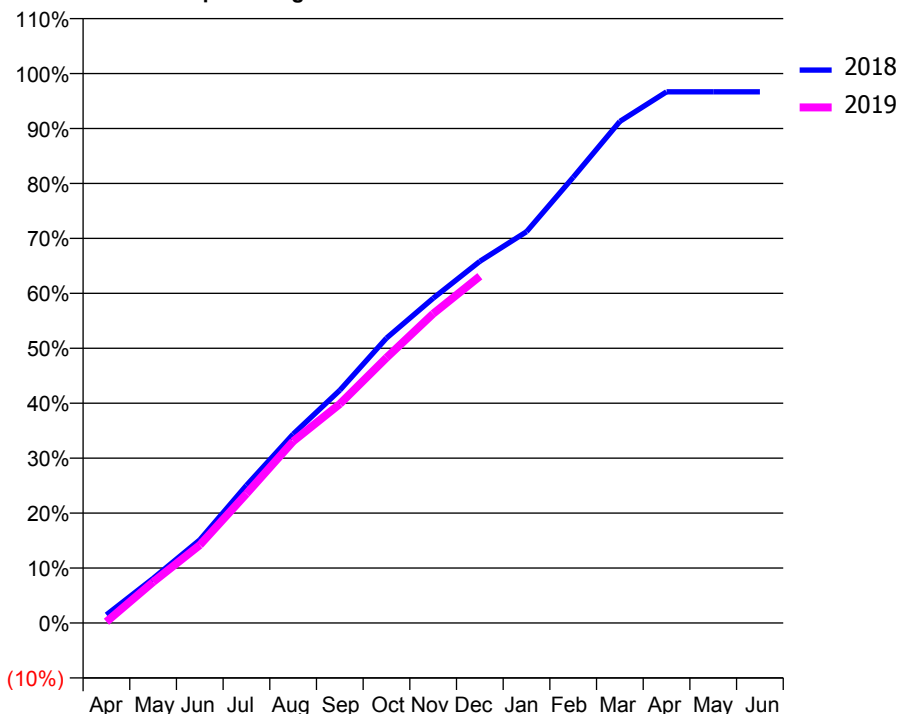
ACCESS*

Patients seen in 24 months	Total	Change since previous quarter
Quarter ending December 2017	5,210	
Quarter ending March 2018	5,239	→
Quarter ending June 2018	5,214	→
Quarter ending September 2018	5,229	→
Quarter ending December 2018	5,239	→
Variance since December 2017	0.6%	→



ACTIVITY

Cumulative percentage of contracted UDA delivered 2018 & 2019



Month	Adjusted Scheduled Activity (UDA)	
	2018	2019
April	267	42
May	1,450	1,331
June	2,701	2,533
July	4,474	4,199
August	6,139	5,905
September	7,562	7,118
October	9,257	8,621
November	10,553	10,052
December	11,753	11,267
January	12,715	
February	14,482	
March	16,296	
April	17,259	
May	17,259	
June	17,259	

QUALITY

	Quantity	Base Number	Contract	AT	Region	England
% of FP17s for the same patient ID Re-attending within 3 months - Children	74	1,248	5.9%	9.5%	11.3%	11.8%
% of FP17s for the same patient ID Re-attending within 3 months - Adults	533	3,869	13.8%	15.0%	15.3%	15.6%
% of FP17s for the same patient ID Re-attending between 3 & 9 months - Children	646	1,248	51.8%	59.9%	61.1%	58.8%
% of FP17s for the same patient ID Re-attending between 3 & 9 months - Adults	1,590	3,869	41.1%	51.5%	52.4%	51.0%
% of FP17s for Band 1 Urgent Courses	518	4,845	10.7%	9.4%	9.5%	9.0%
% of FP17s Relating to Free Repair or Replacements	26	4,845	0.5%	0.5%	0.7%	0.8%
% of FP17s Relating to Continuations	100	4,845	2.1%	0.8%	0.8%	0.9%
% of Patients satisfied with the dentistry they have received	2	3	N/A	92.5%	93.1%	93.2%
% of Patients satisfied with the time they had to wait for an appointment	2	3	N/A	88.5%	87.8%	88.3%

* This is based on patients treated on this contract for their most recent course of treatment. Figures in italics indicate the base number of FP17s or Patient Questionnaire responses are less than 100. N/A is shown where the base number of responses is less than 10 during the period. % is calculated as Quantity/Base number*100

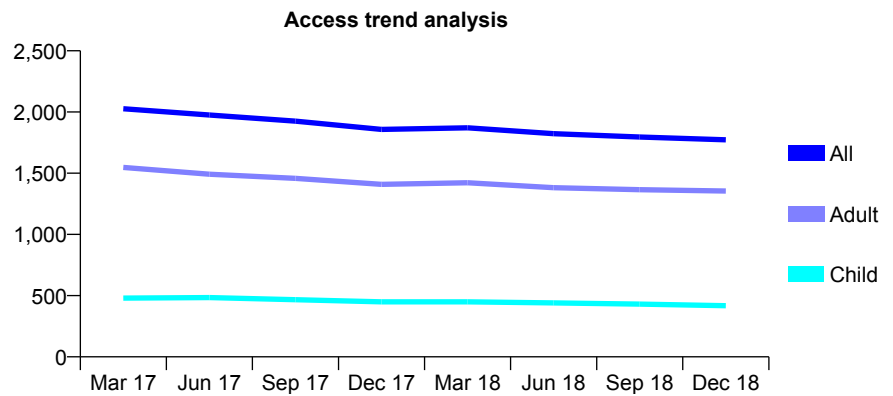
Q68 - Vital Signs At a Glance Contract Report for 104833/0001 - December 2018

Name or company name	J F Royle and R N Chadha
Contract type name	GDS Contract
Purpose of contract	General
Contract start date	07/12/2009
Contract end date	

18/19 Contracted general activity (UDA)	5,200
Carry forward general activity (UDA)	0
18/19 Contracted orthodontic activity (UOA)	0
Carry forward orthodontic activity (UOA)	0
Baseline contract value	£134,259.18

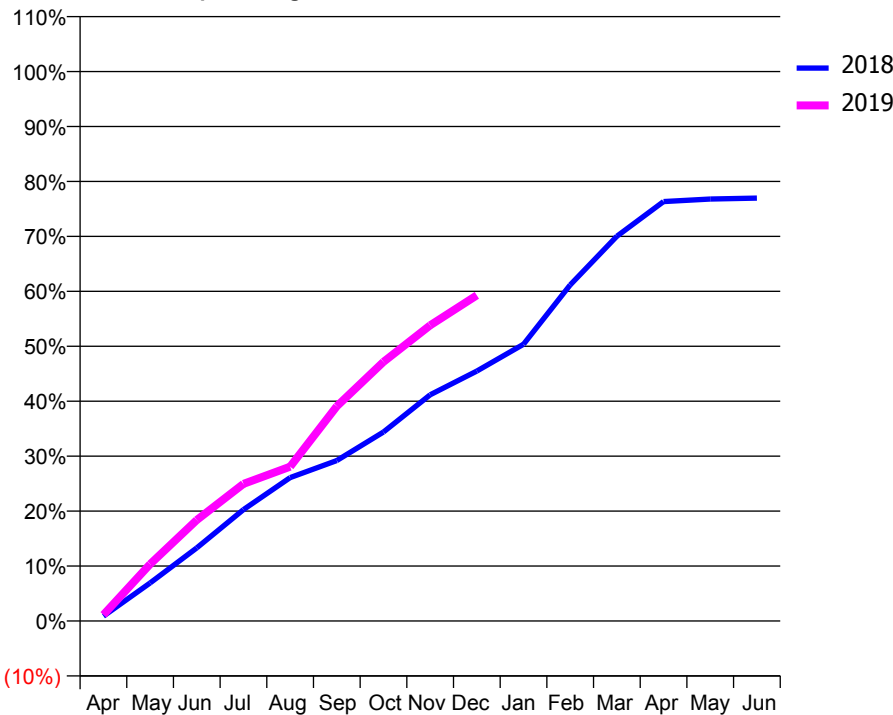
ACCESS*

Patients seen in 24 months	Total	Change since previous quarter
Quarter ending December 2017	1,858	
Quarter ending March 2018	1,871	→
Quarter ending June 2018	1,823	↓
Quarter ending September 2018	1,796	↓
Quarter ending December 2018	1,773	↓
Variance since December 2017	(4.6%)	↓



ACTIVITY

Cumulative percentage of contracted UDA delivered 2018 & 2019



Month	Adjusted Scheduled Activity (UDA)	
	2018	2019
April	48	58
May	374	539
June	719	956
July	1,095	1,298
August	1,409	1,460
September	1,577	2,032
October	1,858	2,453
November	2,223	2,798
December	2,457	3,082
January	2,720	
February	3,302	
March	3,782	
April	4,122	
May	4,147	
June	4,156	

QUALITY

	Quantity	Base Number	Contract	AT	Region	England
% of FP17s for the same patient ID Re-attending within 3 months - Children	26	419	6.2%	9.5%	11.3%	11.8%
% of FP17s for the same patient ID Re-attending within 3 months - Adults	170	1,331	12.8%	15.0%	15.3%	15.6%
% of FP17s for the same patient ID Re-attending between 3 & 9 months - Children	210	419	50.1%	59.9%	61.1%	58.8%
% of FP17s for the same patient ID Re-attending between 3 & 9 months - Adults	571	1,331	42.9%	51.5%	52.4%	51.0%
% of FP17s for Band 1 Urgent Courses	210	1,572	13.4%	9.4%	9.5%	9.0%
% of FP17s Relating to Free Repair or Replacements	13	1,572	0.8%	0.5%	0.7%	0.8%
% of FP17s Relating to Continuations	7	1,572	0.4%	0.8%	0.8%	0.9%
% of Patients satisfied with the dentistry they have received	1	1	N/A	92.5%	93.1%	93.2%
% of Patients satisfied with the time they had to wait for an appointment	1	1	N/A	88.5%	87.8%	88.3%

* This is based on patients treated on this contract for their most recent course of treatment. Figures in italics indicate the base number of FP17s or Patient Questionnaire responses are less than 100. N/A is shown where the base number of responses is less than 10 during the period. % is calculated as Quantity/Base number*100

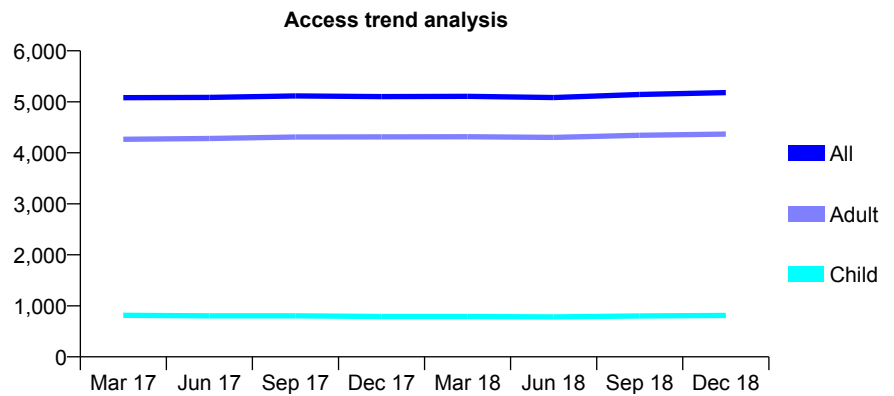
Q68 - Vital Signs At a Glance Contract Report for 104922/0001 - December 2018

Name or company name	Queens Crescent Dental Practice Ltd
Contract type name	GDS Contract
Purpose of contract	General
Contract start date	01/02/2007
Contract end date	

18/19 Contracted general activity (UDA)	15,639
Carry forward general activity (UDA)	0
18/19 Contracted orthodontic activity (UOA)	0
Carry forward orthodontic activity (UOA)	0
Baseline contract value	£437,431.52

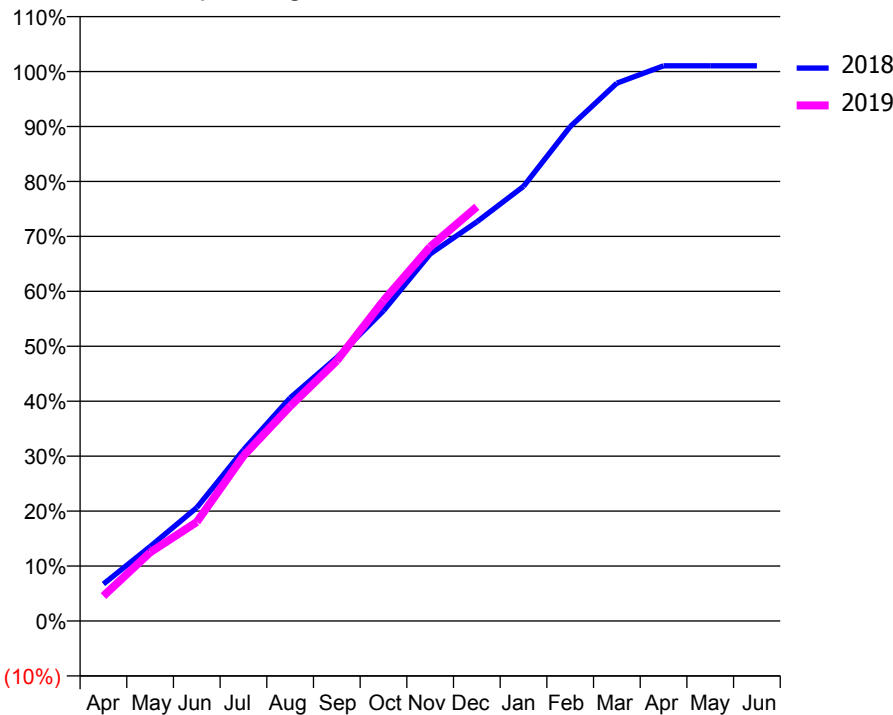
ACCESS*

Patients seen in 24 months	Total	Change since previous quarter
Quarter ending December 2017	5,103	
Quarter ending March 2018	5,106	→
Quarter ending June 2018	5,084	→
Quarter ending September 2018	5,145	→
Quarter ending December 2018	5,180	→
Variance since December 2017	1.5%	→



ACTIVITY

Cumulative percentage of contracted UDA delivered 2018 & 2019



Month	Adjusted Scheduled Activity (UDA)	
	2018	2019
April	1,053	710
May	2,120	1,951
June	3,227	2,817
July	4,870	4,701
August	6,352	6,113
September	7,501	7,408
October	8,829	9,117
November	10,447	10,649
December	11,362	11,789
January	12,371	
February	14,069	
March	15,307	
April	15,803	
May	15,803	
June	15,803	

QUALITY

	Quantity	Base Number	Contract	AT	Region	England
% of FP17s for the same patient ID Re-attending within 3 months - Children	32	895	3.6%	9.5%	11.3%	11.8%
% of FP17s for the same patient ID Re-attending within 3 months - Adults	758	5,182	14.6%	15.0%	15.3%	15.6%
% of FP17s for the same patient ID Re-attending between 3 & 9 months - Children	532	895	59.4%	59.9%	61.1%	58.8%
% of FP17s for the same patient ID Re-attending between 3 & 9 months - Adults	3,033	5,182	58.5%	51.5%	52.4%	51.0%
% of FP17s for Band 1 Urgent Courses	412	5,836	7.1%	9.4%	9.5%	9.0%
% of FP17s Relating to Free Repair or Replacements	37	5,836	0.6%	0.5%	0.7%	0.8%
% of FP17s Relating to Continuations	74	5,836	1.3%	0.8%	0.8%	0.9%
% of Patients satisfied with the dentistry they have received	4	4	N/A	92.5%	93.1%	93.2%
% of Patients satisfied with the time they had to wait for an appointment	4	4	N/A	88.5%	87.8%	88.3%

* This is based on patients treated on this contract for their most recent course of treatment. Figures in italics indicate the base number of FP17s or Patient Questionnaire responses are less than 100. N/A is shown where the base number of responses is less than 10 during the period. % is calculated as Quantity/Base number*100

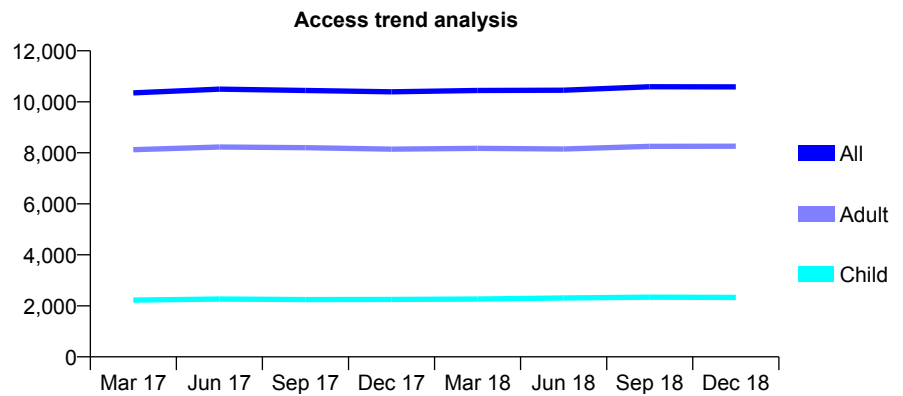
Q68 - Vital Signs At a Glance Contract Report for 105414/0002 - December 2018

Name or company name	First Choice Dental Limited
Contract type name	GDS Contract
Purpose of contract	General
Contract start date	01/04/2006
Contract end date	

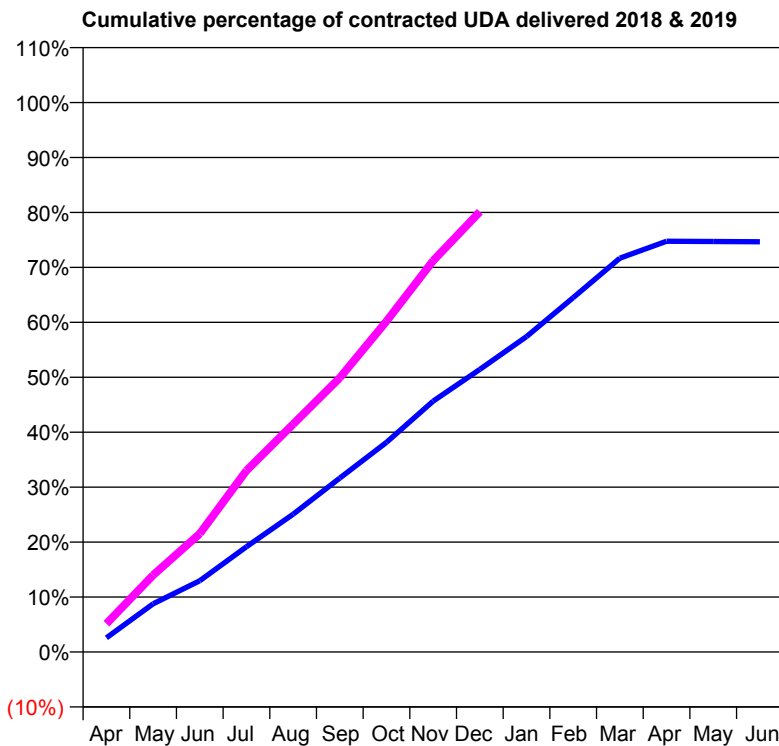
18/19 Contracted general activity (UDA)	28,600
Carry forward general activity (UDA)	0
18/19 Contracted orthodontic activity (UOA)	0
Carry forward orthodontic activity (UOA)	0
Baseline contract value	£732,452.82

ACCESS*

Patients seen in 24 months	Total	Change since previous quarter
Quarter ending December 2017	10,392	
Quarter ending March 2018	10,443	→
Quarter ending June 2018	10,456	→
Quarter ending September 2018	10,592	→
Quarter ending December 2018	10,587	→
Variance since December 2017	1.9%	→



ACTIVITY



Month	Adjusted Scheduled Activity (UDA)	
	2018	2019
April	963	1,476
May	3,256	4,000
June	4,815	6,161
July	7,110	9,440
August	9,308	11,859
September	11,743	14,270
October	14,153	17,217
November	16,936	20,366
December	19,084	22,911
January	21,293	
February	23,926	
March	26,592	
April	27,734	
May	27,713	
June	27,701	

QUALITY

	Quantity	Base Number	Contract	AT	Region	England
% of FP17s for the same patient ID Re-attending within 3 months - Children	136	2,413	5.6%	9.5%	11.3%	11.8%
% of FP17s for the same patient ID Re-attending within 3 months - Adults	733	7,518	9.7%	15.0%	15.3%	15.6%
% of FP17s for the same patient ID Re-attending between 3 & 9 months - Children	1,385	2,413	57.4%	59.9%	61.1%	58.8%
% of FP17s for the same patient ID Re-attending between 3 & 9 months - Adults	3,186	7,518	42.4%	51.5%	52.4%	51.0%
% of FP17s for Band 1 Urgent Courses	423	9,482	4.5%	9.4%	9.5%	9.0%
% of FP17s Relating to Free Repair or Replacements	42	9,482	0.4%	0.5%	0.7%	0.8%
% of FP17s Relating to Continuations	153	9,482	1.6%	0.8%	0.8%	0.9%
% of Patients satisfied with the dentistry they have received	4	4	N/A	92.5%	93.1%	93.2%
% of Patients satisfied with the time they had to wait for an appointment	4	4	N/A	88.5%	87.8%	88.3%

* This is based on patients treated on this contract for their most recent course of treatment. Figures in italics indicate the base number of FP17s or Patient Questionnaire responses are less than 100. N/A is shown where the base number of responses is less than 10 during the period. % is calculated as Quantity/Base number*100

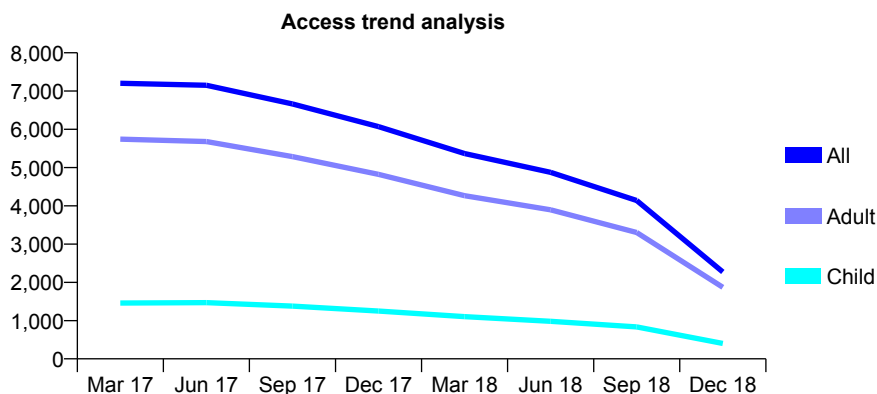
Q68 - Vital Signs At a Glance Contract Report for 105414/0009 - December 2018

Name or company name	First Choice Dental Limited
Contract type name	GDS Contract
Purpose of contract	General
Contract start date	01/07/2007
Contract end date	09/08/2018

18/19 Contracted general activity (UDA)	8,206
Carry forward general activity (UDA)	0
18/19 Contracted orthodontic activity (UOA)	0
Carry forward orthodontic activity (UOA)	0
Baseline contract value	£202,282.87

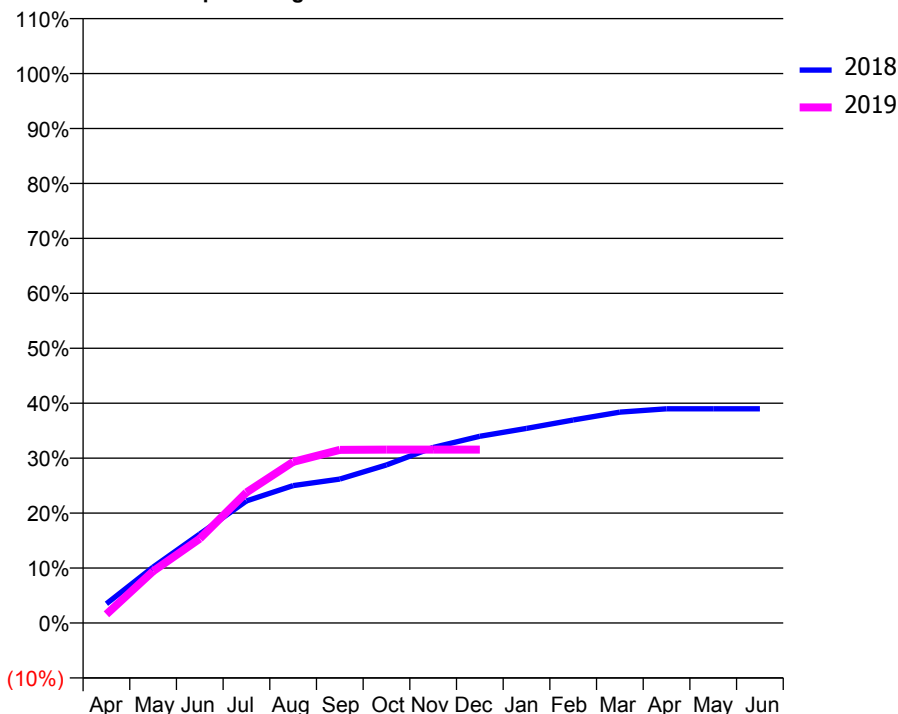
ACCESS*

Patients seen in 24 months	Total	Change since previous quarter
Quarter ending December 2017	6,070	
Quarter ending March 2018	5,366	↓
Quarter ending June 2018	4,875	↓
Quarter ending September 2018	4,138	↓
Quarter ending December 2018	2,271	↓
Variance since December 2017	(62.6%)	↓



ACTIVITY

Cumulative percentage of contracted UDA delivered 2018 & 2019



Month	Adjusted Scheduled Activity (UDA)	
	2018	2019
April	802	131
May	2,338	774
June	3,719	1,260
July	5,102	1,950
August	5,742	2,407
September	6,015	2,585
October	6,601	2,590
November	7,331	2,590
December	7,802	2,590
January	8,126	
February	8,480	
March	8,809	
April	8,947	
May	8,947	
June	8,947	

QUALITY

	Quantity	Base Number	Contract	AT	Region	England
% of FP17s for the same patient ID Re-attending within 3 months - Children	10	221	4.5%	9.5%	11.3%	11.8%
% of FP17s for the same patient ID Re-attending within 3 months - Adults	83	851	9.8%	15.0%	15.3%	15.6%
% of FP17s for the same patient ID Re-attending between 3 & 9 months - Children	47	221	21.3%	59.9%	61.1%	58.8%
% of FP17s for the same patient ID Re-attending between 3 & 9 months - Adults	234	851	27.5%	51.5%	52.4%	51.0%
% of FP17s for Band 1 Urgent Courses	125	1,019	12.3%	9.4%	9.5%	9.0%
% of FP17s Relating to Free Repair or Replacements	1	1,019	0.1%	0.5%	0.7%	0.8%
% of FP17s Relating to Continuations	8	1,019	0.8%	0.8%	0.8%	0.9%
% of Patients satisfied with the dentistry they have received	0	0	N/A	92.5%	93.1%	93.2%
% of Patients satisfied with the time they had to wait for an appointment	0	0	N/A	88.5%	87.8%	88.3%

* This is based on patients treated on this contract for their most recent course of treatment. Figures in italics indicate the base number of FP17s or Patient Questionnaire responses are less than 100. N/A is shown where the base number of responses is less than 10 during the period. % is calculated as Quantity/Base number*100

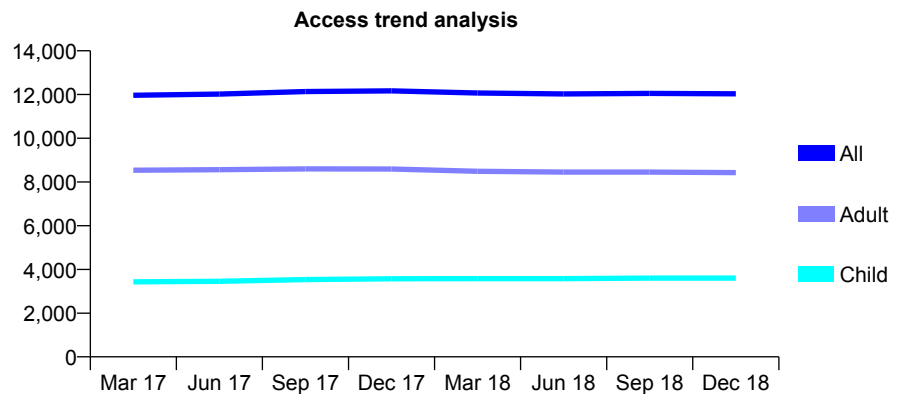
Q68 - Vital Signs At a Glance Contract Report for 105759/0002 - December 2018

Name or company name	Mr S Dattani & Mr J Patel
Contract type name	GDS Contract
Purpose of contract	General
Contract start date	01/07/2007
Contract end date	

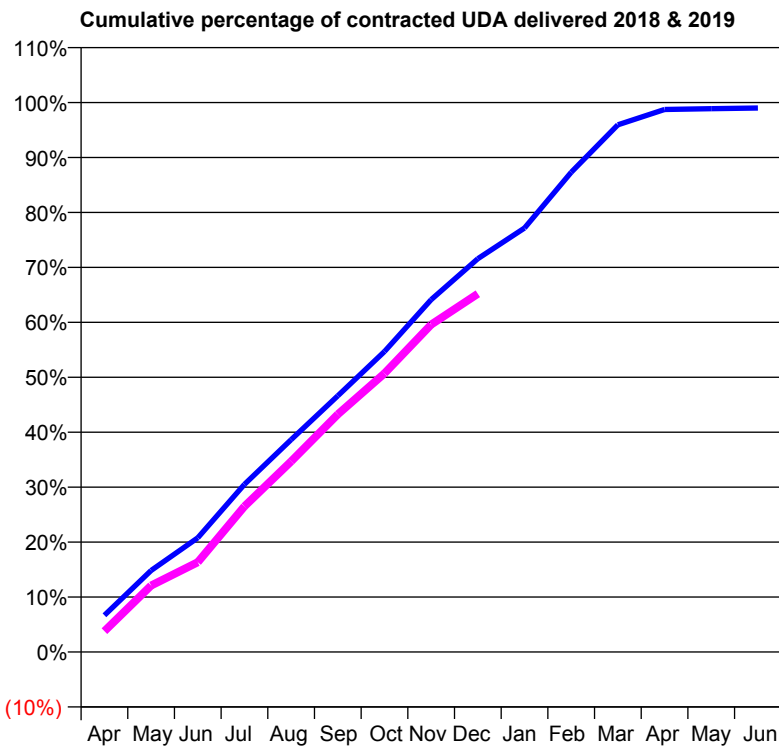
18/19 Contracted general activity (UDA)	23,987
Carry forward general activity (UDA)	237
18/19 Contracted orthodontic activity (UOA)	0
Carry forward orthodontic activity (UOA)	0
Baseline contract value	£692,358.14

ACCESS*

Patients seen in 24 months	Total	Change since previous quarter
Quarter ending December 2017	12,164	
Quarter ending March 2018	12,070	→
Quarter ending June 2018	12,026	→
Quarter ending September 2018	12,052	→
Quarter ending December 2018	12,034	→
Variance since December 2017	(1.1%)	↓



ACTIVITY



Month	Adjusted Scheduled Activity (UDA)	
	2018	2019
April	1,602	912
May	3,562	2,899
June	4,985	3,922
July	7,322	6,357
August	9,271	8,318
September	11,182	10,377
October	13,118	12,163
November	15,380	14,295
December	17,171	15,640
January	18,506	
February	20,943	
March	23,014	
April	23,685	
May	23,715	
June	23,749	

QUALITY

	Quantity	Base Number	Contract	AT	Region	England
% of FP17s for the same patient ID Re-attending within 3 months - Children	119	3,548	3.4%	9.5%	11.3%	11.8%
% of FP17s for the same patient ID Re-attending within 3 months - Adults	502	6,972	7.2%	15.0%	15.3%	15.6%
% of FP17s for the same patient ID Re-attending between 3 & 9 months - Children	2,103	3,548	59.3%	59.9%	61.1%	58.8%
% of FP17s for the same patient ID Re-attending between 3 & 9 months - Adults	3,438	6,972	49.3%	51.5%	52.4%	51.0%
% of FP17s for Band 1 Urgent Courses	410	9,634	4.3%	9.4%	9.5%	9.0%
% of FP17s Relating to Free Repair or Replacements	26	9,634	0.3%	0.5%	0.7%	0.8%
% of FP17s Relating to Continuations	26	9,634	0.3%	0.8%	0.8%	0.9%
% of Patients satisfied with the dentistry they have received	5	5	N/A	92.5%	93.1%	93.2%
% of Patients satisfied with the time they had to wait for an appointment	5	5	N/A	88.5%	87.8%	88.3%

* This is based on patients treated on this contract for their most recent course of treatment. Figures in italics indicate the base number of FP17s or Patient Questionnaire responses are less than 100. N/A is shown where the base number of responses is less than 10 during the period. % is calculated as Quantity/Base number*100

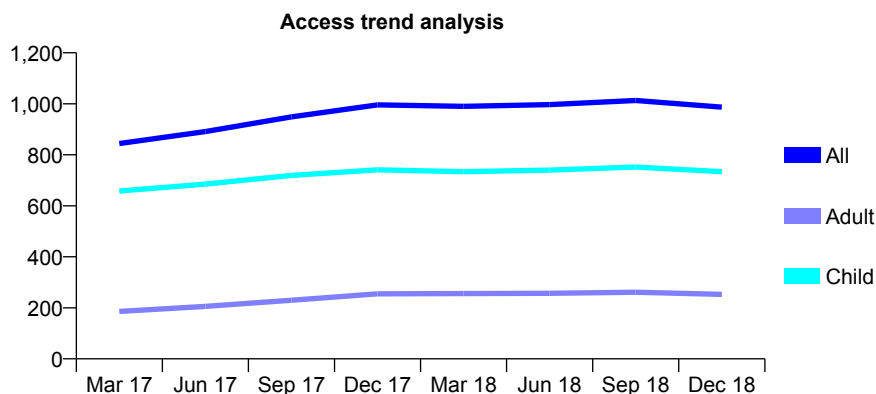
Q68 - Vital Signs At a Glance Contract Report for 107948/0001 - December 2018

Name or company name	Mr N Kennedy and Mr S Rosier
Contract type name	GDS Contract
Purpose of contract	General
Contract start date	01/10/2015
Contract end date	

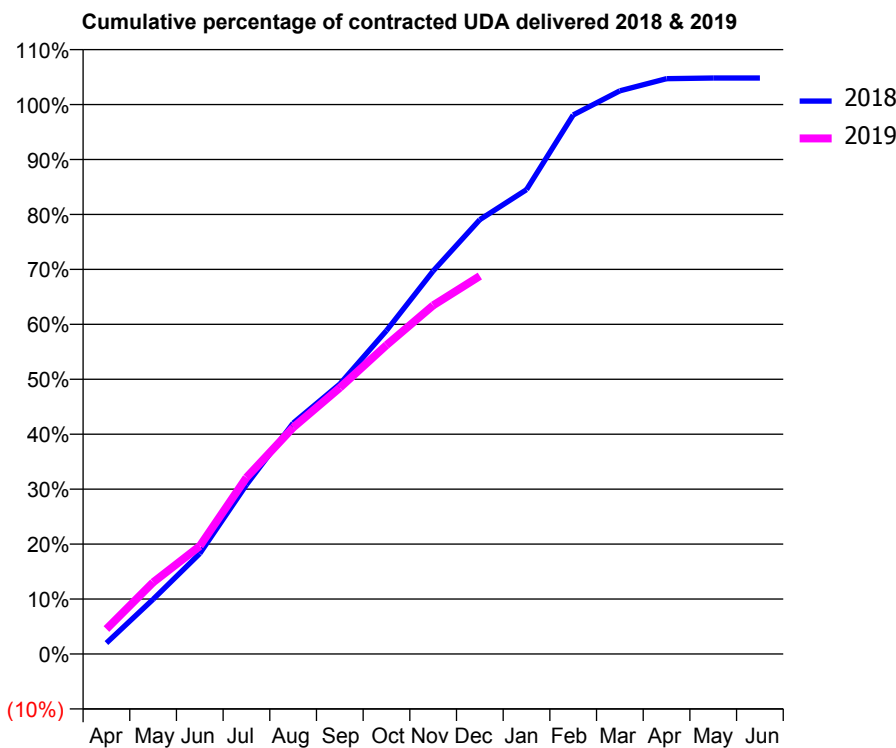
18/19 Contracted general activity (UDA)	2,850
Carry forward general activity (UDA)	0
18/19 Contracted orthodontic activity (UOA)	0
Carry forward orthodontic activity (UOA)	0
Baseline contract value	£68,990.58

ACCESS*

Patients seen in 24 months	Total	Change since previous quarter
Quarter ending December 2017	996	
Quarter ending March 2018	990	→
Quarter ending June 2018	997	→
Quarter ending September 2018	1,013	→
Quarter ending December 2018	987	↓
Variance since December 2017	(0.9%)	→



ACTIVITY



Month	Adjusted Scheduled Activity (UDA)	
	2018	2019
April	57	129
May	284	372
June	521	560
July	878	915
August	1,198	1,175
September	1,400	1,381
October	1,678	1,602
November	1,987	1,808
December	2,253	1,960
January	2,408	
February	2,796	
March	2,921	
April	2,984	
May	2,988	
June	2,988	

QUALITY

	Quantity	Base Number	Contract	AT	Region	England
% of FP17s for the same patient ID Re-attending within 3 months - Children	74	832	8.9%	9.5%	11.3%	11.8%
% of FP17s for the same patient ID Re-attending within 3 months - Adults	24	220	10.9%	15.0%	15.3%	15.6%
% of FP17s for the same patient ID Re-attending between 3 & 9 months - Children	534	832	64.2%	59.9%	61.1%	58.8%
% of FP17s for the same patient ID Re-attending between 3 & 9 months - Adults	135	220	61.4%	51.5%	52.4%	51.0%
% of FP17s for Band 1 Urgent Courses	62	996	6.2%	9.4%	9.5%	9.0%
% of FP17s Relating to Free Repair or Replacements	1	996	0.1%	0.5%	0.7%	0.8%
% of FP17s Relating to Continuations	1	996	0.1%	0.8%	0.8%	0.9%
% of Patients satisfied with the dentistry they have received	0	0	N/A	92.5%	93.1%	93.2%
% of Patients satisfied with the time they had to wait for an appointment	0	0	N/A	88.5%	87.8%	88.3%

* This is based on patients treated on this contract for their most recent course of treatment. Figures in italics indicate the base number of FP17s or Patient Questionnaire responses are less than 100. N/A is shown where the base number of responses is less than 10 during the period. % is calculated as Quantity/Base number*100

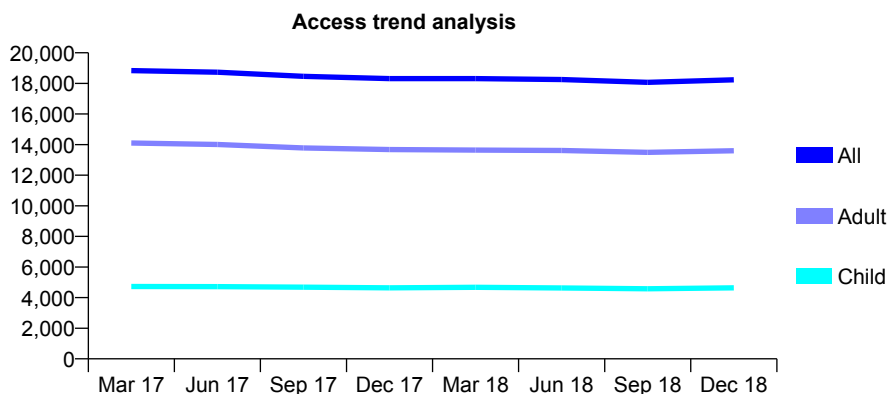
Q68 - Vital Signs At a Glance Contract Report for 108103/0001 - December 2018

Name or company name	Mr Barry Westwood and Mr William Westwo
Contract type name	GDS Contract
Purpose of contract	General
Contract start date	27/07/2011
Contract end date	

18/19 Contracted general activity (UDA)	48,198
Carry forward general activity (UDA)	1,115
18/19 Contracted orthodontic activity (UOA)	0
Carry forward orthodontic activity (UOA)	0
Baseline contract value	£1,200,659.96

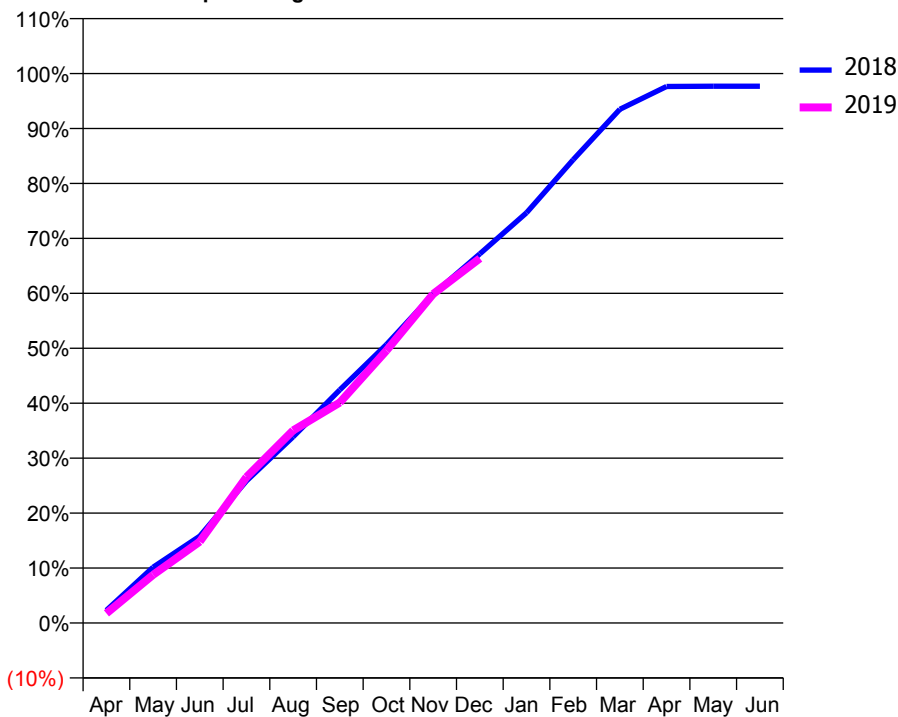
ACCESS*

Patients seen in 24 months	Total	Change since previous quarter
Quarter ending December 2017	18,318	
Quarter ending March 2018	18,317	→
Quarter ending June 2018	18,250	→
Quarter ending September 2018	18,071	→
Quarter ending December 2018	18,235	→
Variance since December 2017	(0.5%)	→



ACTIVITY

Cumulative percentage of contracted UDA delivered 2018 & 2019



Month	Adjusted Scheduled Activity (UDA)	
	2018	2019
April	1,121	846
May	4,891	4,234
June	7,622	7,144
July	12,462	12,801
August	16,328	16,892
September	20,447	19,338
October	24,427	23,902
November	28,857	28,860
December	32,386	31,980
January	35,988	
February	40,637	
March	45,057	
April	47,064	
May	47,083	
June	47,083	

QUALITY

	Quantity	Base Number	Contract	AT	Region	England
% of FP17s for the same patient ID Re-attending within 3 months - Children	225	5,174	4.3%	9.5%	11.3%	11.8%
% of FP17s for the same patient ID Re-attending within 3 months - Adults	1,589	13,550	11.7%	15.0%	15.3%	15.6%
% of FP17s for the same patient ID Re-attending between 3 & 9 months - Children	3,565	5,174	68.9%	59.9%	61.1%	58.8%
% of FP17s for the same patient ID Re-attending between 3 & 9 months - Adults	6,698	13,550	49.4%	51.5%	52.4%	51.0%
% of FP17s for Band 1 Urgent Courses	1,216	17,771	6.8%	9.4%	9.5%	9.0%
% of FP17s Relating to Free Repair or Replacements	69	17,771	0.4%	0.5%	0.7%	0.8%
% of FP17s Relating to Continuations	89	17,771	0.5%	0.8%	0.8%	0.9%
% of Patients satisfied with the dentistry they have received	7	7	N/A	92.5%	93.1%	93.2%
% of Patients satisfied with the time they had to wait for an appointment	7	7	N/A	88.5%	87.8%	88.3%

* This is based on patients treated on this contract for their most recent course of treatment. Figures in italics indicate the base number of FP17s or Patient Questionnaire responses are less than 100. N/A is shown where the base number of responses is less than 10 during the period. % is calculated as Quantity/Base number*100

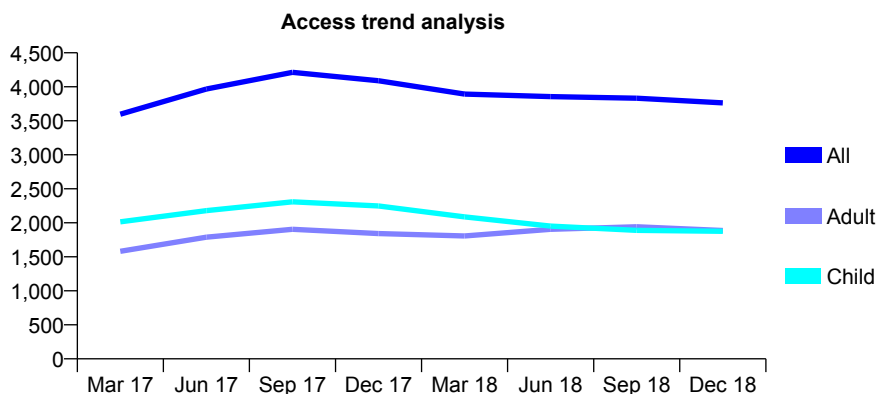
Q68 - Vital Signs At a Glance Contract Report for 108812/0001 - December 2018

Name or company name	St Faiths Clinic Limited
Contract type name	PDS Contract
Purpose of contract	General
Contract start date	01/08/2015
Contract end date	31/03/2019

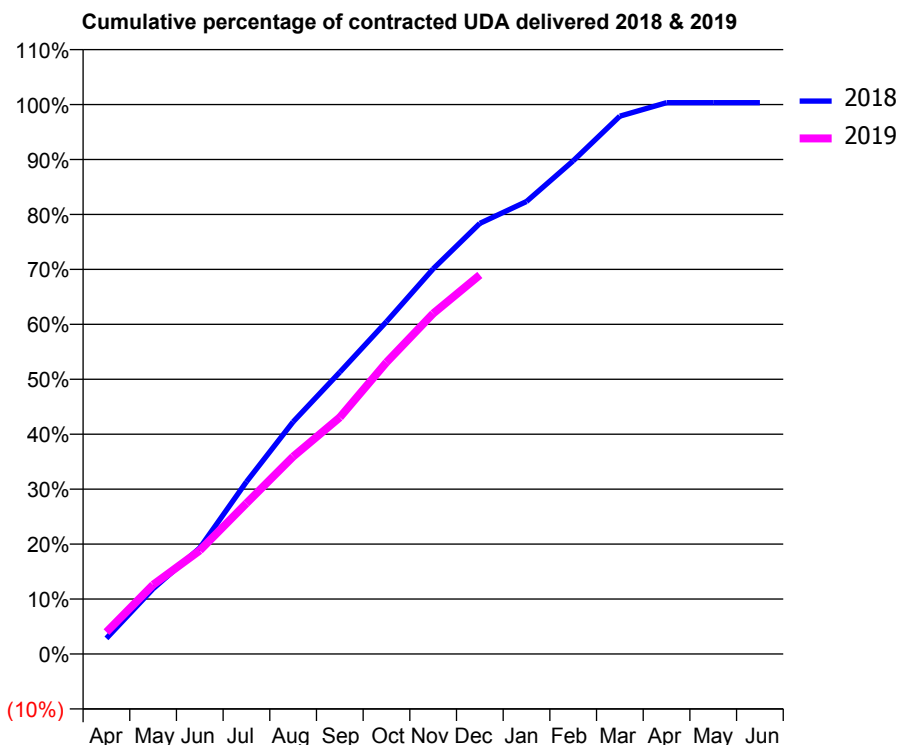
18/19 Contracted general activity (UDA)	12,626
Carry forward general activity (UDA)	0
18/19 Contracted orthodontic activity (UOA)	0
Carry forward orthodontic activity (UOA)	0
Baseline contract value	£662,061.01

ACCESS*

Patients seen in 24 months	Total	Change since previous quarter
Quarter ending December 2017	4,090	
Quarter ending March 2018	3,893	↓
Quarter ending June 2018	3,856	→
Quarter ending September 2018	3,832	→
Quarter ending December 2018	3,763	↓
Variance since December 2017	(8.0%)	↓



ACTIVITY



Adjusted Scheduled Activity (UDA)		
Month	2018	2019
April	360	505
May	1,499	1,593
June	2,438	2,379
July	3,957	3,464
August	5,336	4,538
September	6,475	5,437
October	7,636	6,702
November	8,850	7,824
December	9,894	8,711
January	10,398	
February	11,333	
March	12,359	
April	12,667	
May	12,667	
June	12,667	

QUALITY

	Quantity	Base Number	Contract	AT	Region	England
% of FP17s for the same patient ID Re-attending within 3 months - Children	14	1,676	0.8%	9.5%	11.3%	11.8%
% of FP17s for the same patient ID Re-attending within 3 months - Adults	9	1,383	0.7%	15.0%	15.3%	15.6%
% of FP17s for the same patient ID Re-attending between 3 & 9 months - Children	5	1,676	0.3%	59.9%	61.1%	58.8%
% of FP17s for the same patient ID Re-attending between 3 & 9 months - Adults	4	1,383	0.3%	51.5%	52.4%	51.0%
% of FP17s for Band 1 Urgent Courses	3	2,955	0.1%	9.4%	9.5%	9.0%
% of FP17s Relating to Free Repair or Replacements	5	2,955	0.2%	0.5%	0.7%	0.8%
% of FP17s Relating to Continuations	14	2,955	0.5%	0.8%	0.8%	0.9%
% of Patients satisfied with the dentistry they have received	1	1	N/A	92.5%	93.1%	93.2%
% of Patients satisfied with the time they had to wait for an appointment	0	1	N/A	88.5%	87.8%	88.3%

* This is based on patients treated on this contract for their most recent course of treatment. Figures in italics indicate the base number of FP17s or Patient Questionnaire responses are less than 100. N/A is shown where the base number of responses is less than 10 during the period. % is calculated as Quantity/Base number*100

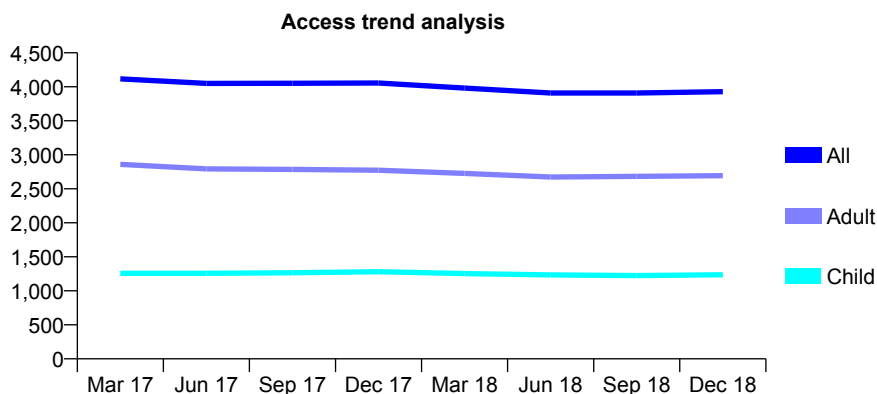
Q68 - Vital Signs At a Glance Contract Report for 111104/0001 - December 2018

Name or company name	Mr M Mousavi & Ms F Mirsiaghi
Contract type name	GDS Contract
Purpose of contract	General
Contract start date	01/12/2014
Contract end date	

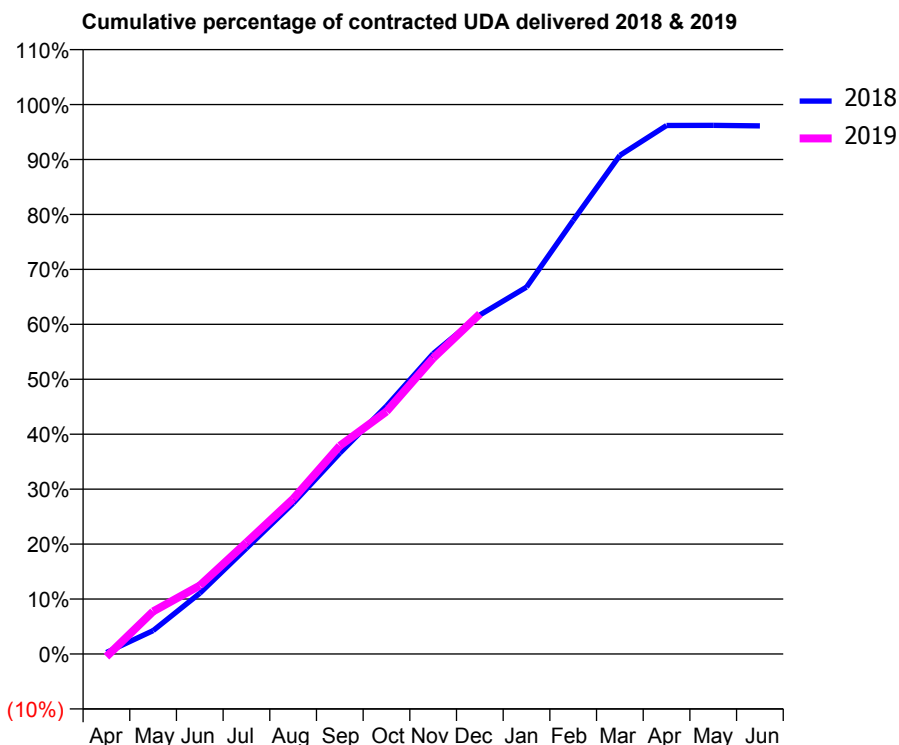
18/19 Contracted general activity (UDA)	12,310
Carry forward general activity (UDA)	480
18/19 Contracted orthodontic activity (UOA)	0
Carry forward orthodontic activity (UOA)	0
Baseline contract value	£360,541.99

ACCESS*

Patients seen in 24 months	Total	Change since previous quarter
Quarter ending December 2017	4,055	
Quarter ending March 2018	3,981	↓
Quarter ending June 2018	3,908	↓
Quarter ending September 2018	3,908	→
Quarter ending December 2018	3,929	→
Variance since December 2017	(3.1%)	↓



ACTIVITY



Month	Adjusted Scheduled Activity (UDA)	
	2018	2019
April	33	-62
May	525	955
June	1,361	1,533
July	2,372	2,499
August	3,376	3,476
September	4,501	4,665
October	5,554	5,432
November	6,728	6,628
December	7,596	7,620
January	8,218	
February	9,712	
March	11,169	
April	11,840	
May	11,842	
June	11,830	

QUALITY

	Quantity	Base Number	Contract	AT	Region	England
% of FP17s for the same patient ID Re-attending within 3 months - Children	60	1,217	4.9%	9.5%	11.3%	11.8%
% of FP17s for the same patient ID Re-attending within 3 months - Adults	237	2,114	11.2%	15.0%	15.3%	15.6%
% of FP17s for the same patient ID Re-attending between 3 & 9 months - Children	671	1,217	55.1%	59.9%	61.1%	58.8%
% of FP17s for the same patient ID Re-attending between 3 & 9 months - Adults	825	2,114	39.0%	51.5%	52.4%	51.0%
% of FP17s for Band 1 Urgent Courses	330	3,097	10.7%	9.4%	9.5%	9.0%
% of FP17s Relating to Free Repair or Replacements	55	3,097	1.8%	0.5%	0.7%	0.8%
% of FP17s Relating to Continuations	20	3,097	0.6%	0.8%	0.8%	0.9%
% of Patients satisfied with the dentistry they have received	1	1	N/A	92.5%	93.1%	93.2%
% of Patients satisfied with the time they had to wait for an appointment	1	1	N/A	88.5%	87.8%	88.3%

* This is based on patients treated on this contract for their most recent course of treatment. Figures in italics indicate the base number of FP17s or Patient Questionnaire responses are less than 100. N/A is shown where the base number of responses is less than 10 during the period. % is calculated as Quantity/Base number*100

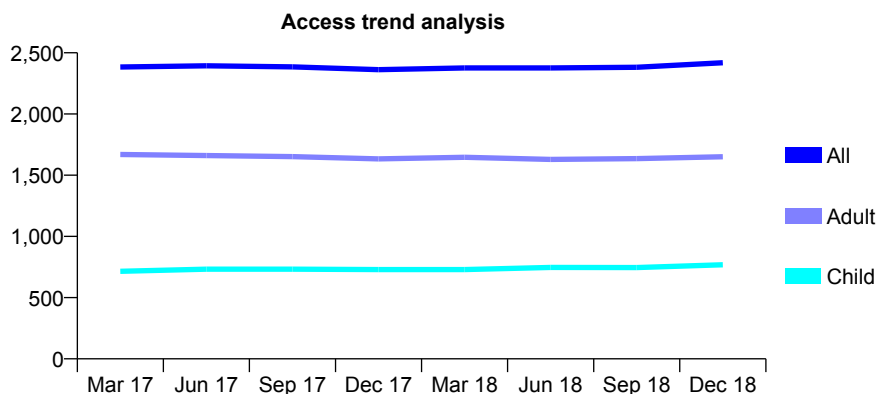
Q68 - Vital Signs At a Glance Contract Report for 111740/0001 - December 2018

Name or company name	Mr Mayuran Senthilnathan & Mr Amit Dodia
Contract type name	GDS Contract
Purpose of contract	General
Contract start date	06/06/2010
Contract end date	

18/19 Contracted general activity (UDA)	7,827
Carry forward general activity (UDA)	0
18/19 Contracted orthodontic activity (UOA)	0
Carry forward orthodontic activity (UOA)	0
Baseline contract value	£178,899.27

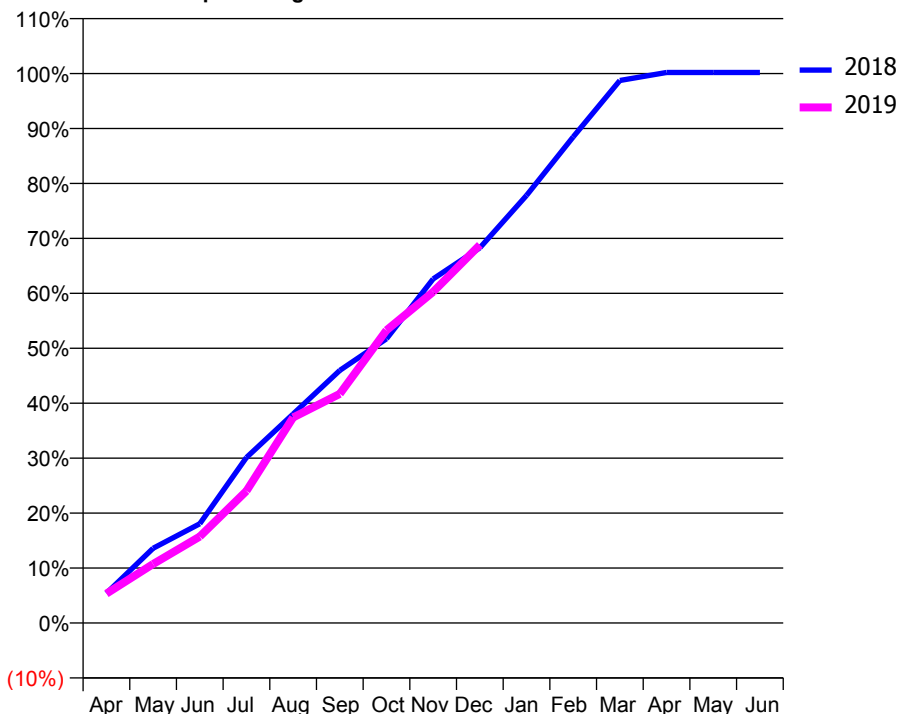
ACCESS*

Patients seen in 24 months	Total	Change since previous quarter
Quarter ending December 2017	2,362	
Quarter ending March 2018	2,376	→
Quarter ending June 2018	2,376	→
Quarter ending September 2018	2,382	→
Quarter ending December 2018	2,419	→
Variance since December 2017	2.4%	↑



ACTIVITY

Cumulative percentage of contracted UDA delivered 2018 & 2019



Adjusted Scheduled Activity (UDA)		
Month	2018	2019
April	424	418
May	1,064	841
June	1,413	1,231
July	2,358	1,882
August	2,978	2,928
September	3,598	3,263
October	4,049	4,170
November	4,901	4,717
December	5,344	5,386
January	6,090	
February	6,925	
March	7,728	
April	7,841	
May	7,841	
June	7,841	

QUALITY

	Quantity	Base Number	Contract	AT	Region	England
% of FP17s for the same patient ID Re-attending within 3 months - Children	107	961	11.1%	9.5%	11.3%	11.8%
% of FP17s for the same patient ID Re-attending within 3 months - Adults	276	1,771	15.6%	15.0%	15.3%	15.6%
% of FP17s for the same patient ID Re-attending between 3 & 9 months - Children	591	961	61.5%	59.9%	61.1%	58.8%
% of FP17s for the same patient ID Re-attending between 3 & 9 months - Adults	1,034	1,771	58.4%	51.5%	52.4%	51.0%
% of FP17s for Band 1 Urgent Courses	214	2,661	8.0%	9.4%	9.5%	9.0%
% of FP17s Relating to Free Repair or Replacements	22	2,661	0.8%	0.5%	0.7%	0.8%
% of FP17s Relating to Continuations	5	2,661	0.2%	0.8%	0.8%	0.9%
% of Patients satisfied with the dentistry they have received	1	1	N/A	92.5%	93.1%	93.2%
% of Patients satisfied with the time they had to wait for an appointment	1	1	N/A	88.5%	87.8%	88.3%

* This is based on patients treated on this contract for their most recent course of treatment. Figures in italics indicate the base number of FP17s or Patient Questionnaire responses are less than 100. N/A is shown where the base number of responses is less than 10 during the period. % is calculated as Quantity/Base number*100

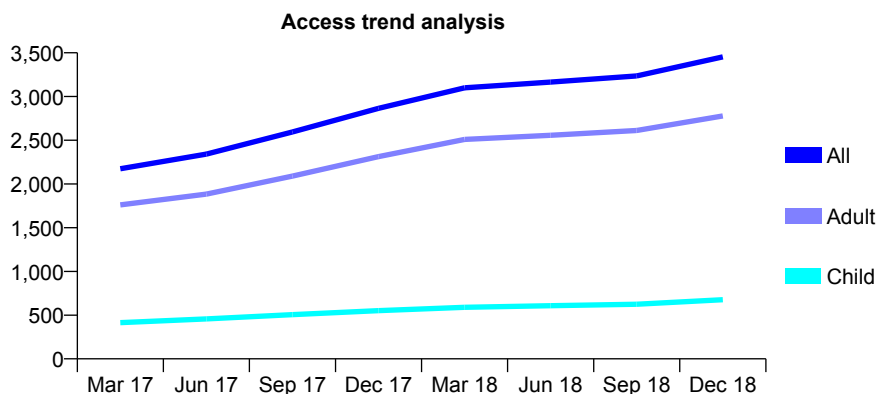
Q68 - Vital Signs At a Glance Contract Report for 113611/0001 - December 2018

Name or company name	North Chailey Dental Care
Contract type name	GDS Contract
Purpose of contract	General
Contract start date	13/11/2015
Contract end date	

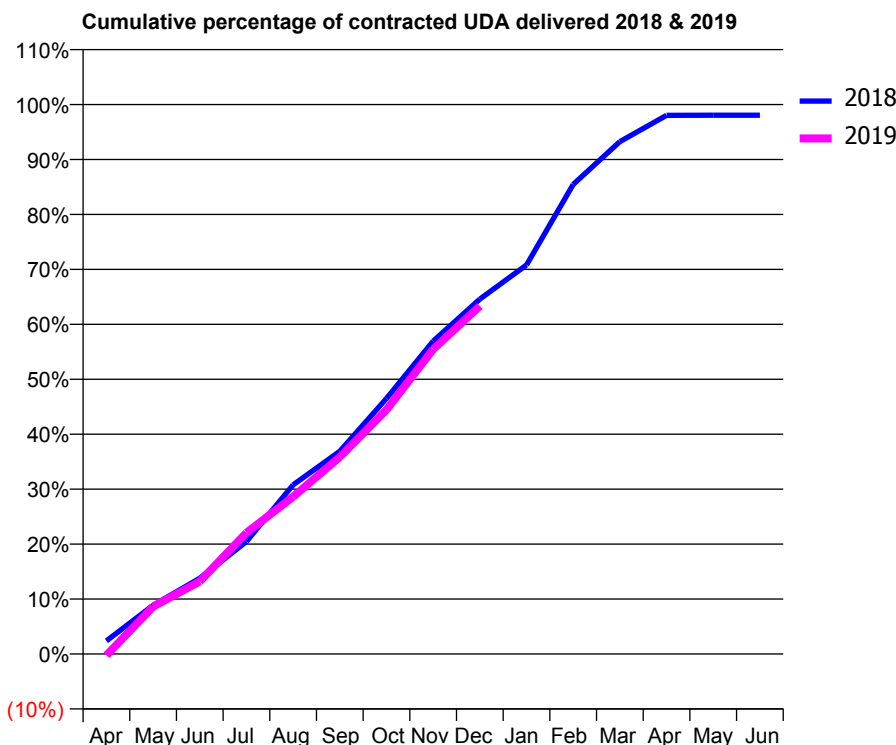
18/19 Contracted general activity (UDA)	12,000
Carry forward general activity (UDA)	233
18/19 Contracted orthodontic activity (UOA)	0
Carry forward orthodontic activity (UOA)	0
Baseline contract value	£313,247.17

ACCESS*

Patients seen in 24 months	Total	Change since previous quarter
Quarter ending December 2017	2,865	
Quarter ending March 2018	3,100	↑
Quarter ending June 2018	3,165	↑
Quarter ending September 2018	3,236	↑
Quarter ending December 2018	3,454	↑
Variance since December 2017	20.6%	↑



ACTIVITY



Month	Adjusted Scheduled Activity (UDA)	
	2018	2019
April	286	-32
May	1,062	1,036
June	1,649	1,586
July	2,448	2,650
August	3,682	3,434
September	4,411	4,303
October	5,560	5,333
November	6,809	6,654
December	7,724	7,598
January	8,466	
February	10,219	
March	11,150	
April	11,723	
May	11,725	
June	11,725	

QUALITY

	Quantity	Base Number	Contract	AT	Region	England
% of FP17s for the same patient ID Re-attending within 3 months - Children	30	644	4.7%	9.5%	11.3%	11.8%
% of FP17s for the same patient ID Re-attending within 3 months - Adults	272	2,526	10.8%	15.0%	15.3%	15.6%
% of FP17s for the same patient ID Re-attending between 3 & 9 months - Children	317	644	49.2%	59.9%	61.1%	58.8%
% of FP17s for the same patient ID Re-attending between 3 & 9 months - Adults	1,263	2,526	50.0%	51.5%	52.4%	51.0%
% of FP17s for Band 1 Urgent Courses	295	2,966	9.9%	9.4%	9.5%	9.0%
% of FP17s Relating to Free Repair or Replacements	2	2,966	0.1%	0.5%	0.7%	0.8%
% of FP17s Relating to Continuations	18	2,966	0.6%	0.8%	0.8%	0.9%
% of Patients satisfied with the dentistry they have received	3	3	N/A	92.5%	93.1%	93.2%
% of Patients satisfied with the time they had to wait for an appointment	3	3	N/A	88.5%	87.8%	88.3%

* This is based on patients treated on this contract for their most recent course of treatment. Figures in italics indicate the base number of FP17s or Patient Questionnaire responses are less than 100. N/A is shown where the base number of responses is less than 10 during the period. % is calculated as Quantity/Base number*100

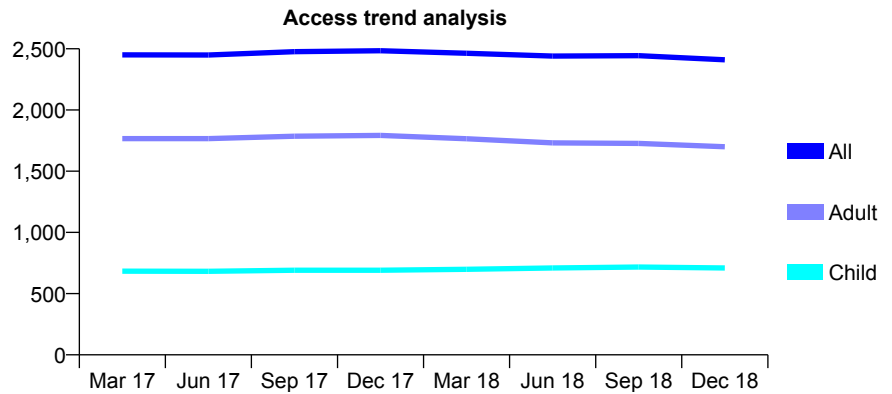
Q68 - Vital Signs At a Glance Contract Report for 114073/0001 - December 2018

Name or company name	Mr Mohammed Farmanand Miss Sarah Alia
Contract type name	GDS Contract
Purpose of contract	General
Contract start date	01/07/2014
Contract end date	

18/19 Contracted general activity (UDA)	7,501
Carry forward general activity (UDA)	150
18/19 Contracted orthodontic activity (UOA)	0
Carry forward orthodontic activity (UOA)	0
Baseline contract value	£175,439.70

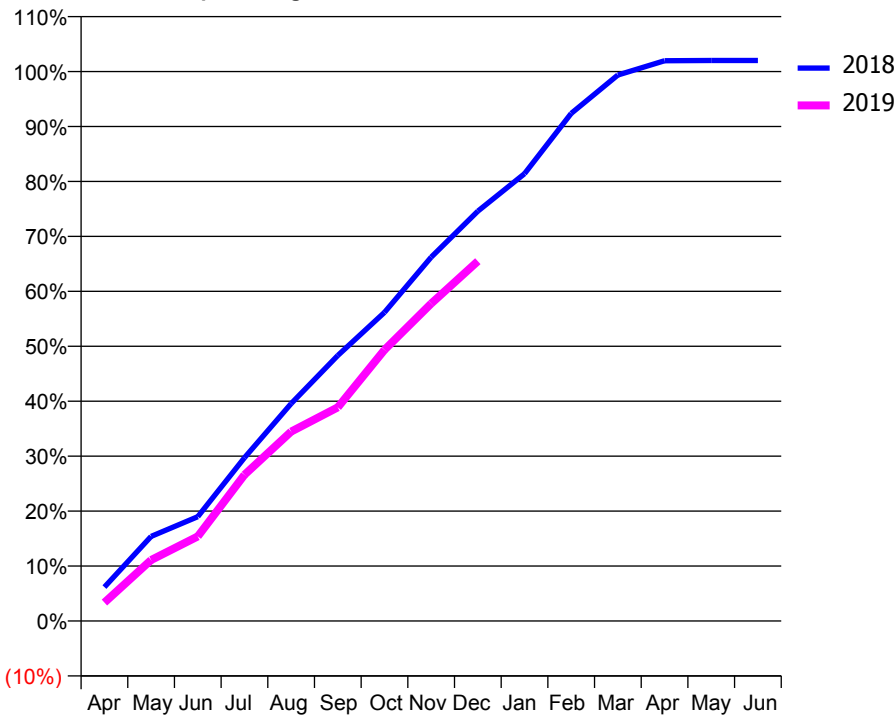
ACCESS*

Patients seen in 24 months	Total	Change since previous quarter
Quarter ending December 2017	2,484	
Quarter ending March 2018	2,464	→
Quarter ending June 2018	2,441	→
Quarter ending September 2018	2,444	→
Quarter ending December 2018	2,410	↓
Variance since December 2017	(3.0%)	↓



ACTIVITY

Cumulative percentage of contracted UDA delivered 2018 & 2019



Month	Adjusted Scheduled Activity (UDA)	
	2018	2019
April	463	252
May	1,155	833
June	1,425	1,156
July	2,229	1,995
August	2,969	2,586
September	3,624	2,917
October	4,213	3,702
November	4,966	4,333
December	5,595	4,913
January	6,106	
February	6,929	
March	7,453	
April	7,649	
May	7,652	
June	7,652	

QUALITY

	Quantity	Base Number	Contract	AT	Region	England
% of FP17s for the same patient ID Re-attending within 3 months - Children	17	595	2.9%	9.5%	11.3%	11.8%
% of FP17s for the same patient ID Re-attending within 3 months - Adults	153	1,428	10.7%	15.0%	15.3%	15.6%
% of FP17s for the same patient ID Re-attending between 3 & 9 months - Children	253	595	42.5%	59.9%	61.1%	58.8%
% of FP17s for the same patient ID Re-attending between 3 & 9 months - Adults	696	1,428	48.7%	51.5%	52.4%	51.0%
% of FP17s for Band 1 Urgent Courses	163	1,941	8.4%	9.4%	9.5%	9.0%
% of FP17s Relating to Free Repair or Replacements	7	1,941	0.4%	0.5%	0.7%	0.8%
% of FP17s Relating to Continuations	17	1,941	0.9%	0.8%	0.8%	0.9%
% of Patients satisfied with the dentistry they have received	2	2	N/A	92.5%	93.1%	93.2%
% of Patients satisfied with the time they had to wait for an appointment	2	2	N/A	88.5%	87.8%	88.3%

* This is based on patients treated on this contract for their most recent course of treatment. Figures in italics indicate the base number of FP17s or Patient Questionnaire responses are less than 100. N/A is shown where the base number of responses is less than 10 during the period. % is calculated as Quantity/Base number*100

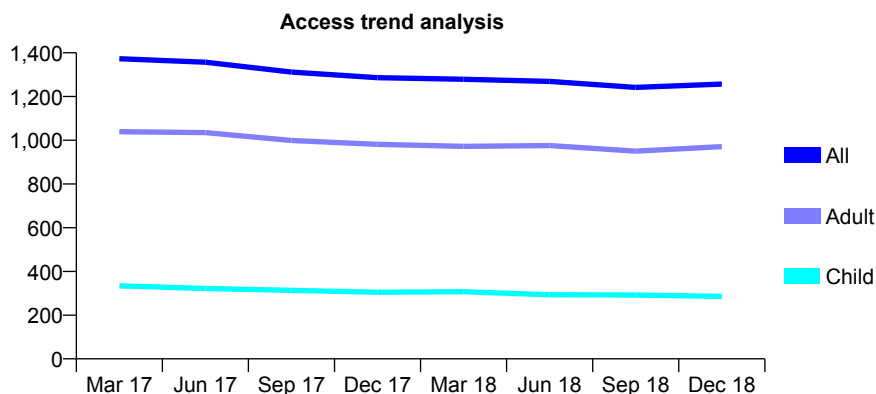
Q68 - Vital Signs At a Glance Contract Report for 115673/0001 - December 2018

Name or company name	Rye Dental Surgery Partnership
Contract type name	GDS Contract
Purpose of contract	General
Contract start date	13/09/2014
Contract end date	

18/19 Contracted general activity (UDA)	5,000
Carry forward general activity (UDA)	0
18/19 Contracted orthodontic activity (UOA)	0
Carry forward orthodontic activity (UOA)	0
Baseline contract value	£121,818.33

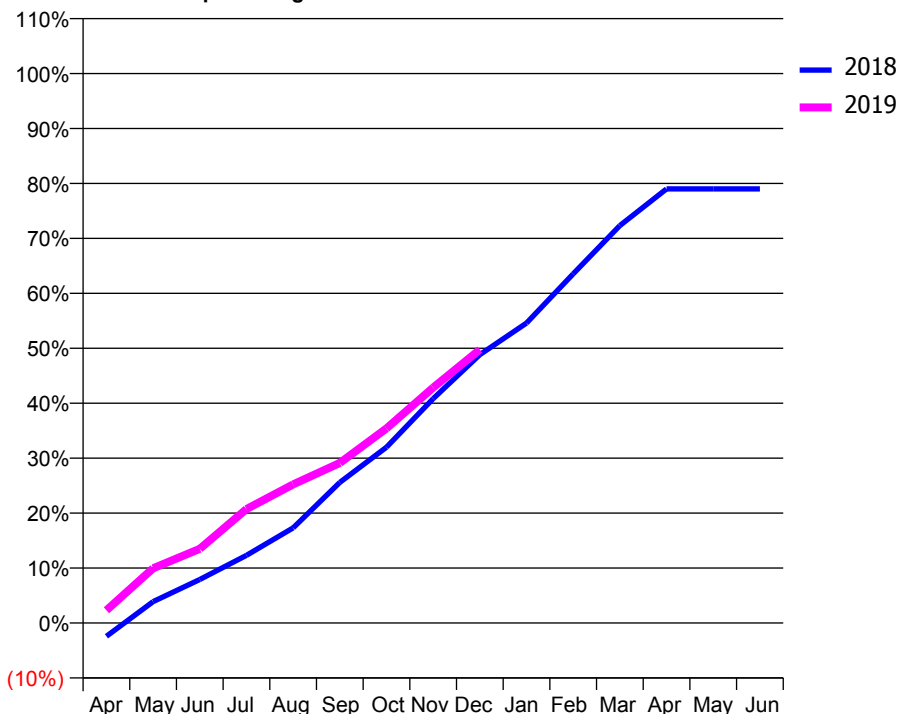
ACCESS*

Patients seen in 24 months	Total	Change since previous quarter
Quarter ending December 2017	1,286	
Quarter ending March 2018	1,279	→
Quarter ending June 2018	1,269	→
Quarter ending September 2018	1,242	↓
Quarter ending December 2018	1,257	→
Variance since December 2017	(2.3%)	↓



ACTIVITY

Cumulative percentage of contracted UDA delivered 2018 & 2019



Month	Adjusted Scheduled Activity (UDA)	
	2018	2019
April	-122	116
May	195	498
June	396	675
July	616	1,037
August	865	1,261
September	1,280	1,457
October	1,600	1,771
November	2,041	2,143
December	2,442	2,488
January	2,730	
February	3,177	
March	3,617	
April	3,951	
May	3,951	
June	3,951	

QUALITY

	Quantity	Base Number	Contract	AT	Region	England
% of FP17s for the same patient ID Re-attending within 3 months - Children	14	219	6.4%	9.5%	11.3%	11.8%
% of FP17s for the same patient ID Re-attending within 3 months - Adults	100	839	11.9%	15.0%	15.3%	15.6%
% of FP17s for the same patient ID Re-attending between 3 & 9 months - Children	110	219	50.2%	59.9%	61.1%	58.8%
% of FP17s for the same patient ID Re-attending between 3 & 9 months - Adults	437	839	52.1%	51.5%	52.4%	51.0%
% of FP17s for Band 1 Urgent Courses	52	959	5.4%	9.4%	9.5%	9.0%
% of FP17s Relating to Free Repair or Replacements	0	959	0.0%	0.5%	0.7%	0.8%
% of FP17s Relating to Continuations	28	959	2.9%	0.8%	0.8%	0.9%
% of Patients satisfied with the dentistry they have received	1	1	N/A	92.5%	93.1%	93.2%
% of Patients satisfied with the time they had to wait for an appointment	1	1	N/A	88.5%	87.8%	88.3%

* This is based on patients treated on this contract for their most recent course of treatment. Figures in italics indicate the base number of FP17s or Patient Questionnaire responses are less than 100. N/A is shown where the base number of responses is less than 10 during the period. % is calculated as Quantity/Base number*100

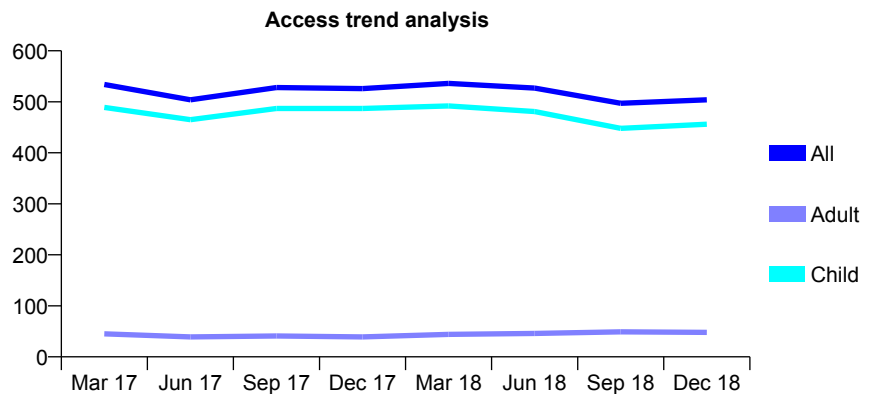
Q68 - Vital Signs At a Glance Contract Report for 115851/0001 - December 2018

Name or company name	The Clinic Dental Facial Ltd
Contract type name	GDS Contract
Purpose of contract	General
Contract start date	01/01/2007
Contract end date	

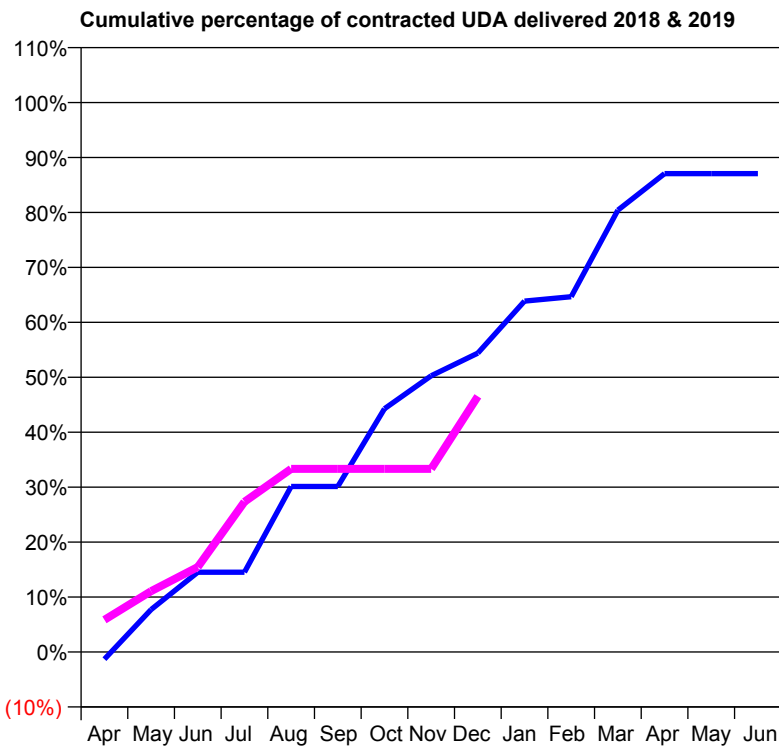
18/19 Contracted general activity (UDA)	750
Carry forward general activity (UDA)	0
18/19 Contracted orthodontic activity (UOA)	0
Carry forward orthodontic activity (UOA)	0
Baseline contract value	£25,058.09

ACCESS*

Patients seen in 24 months	Total	Change since previous quarter
Quarter ending December 2017	526	
Quarter ending March 2018	536	→
Quarter ending June 2018	527	↓
Quarter ending September 2018	497	↓
Quarter ending December 2018	504	→
Variance since December 2017	(4.2%)	↓



ACTIVITY



Month	Adjusted Scheduled Activity (UDA)	
	2018	2019
April	-10	44
May	58	83
June	109	116
July	109	205
August	226	250
September	226	250
October	332	250
November	377	250
December	408	349
January	479	
February	485	
March	603	
April	653	
May	653	
June	653	

QUALITY

	Quantity	Base Number	Contract	AT	Region	England
% of FP17s for the same patient ID Re-attending within 3 months - Children	16	403	4.0%	9.5%	11.3%	11.8%
% of FP17s for the same patient ID Re-attending within 3 months - Adults	0	0	N/A	15.0%	15.3%	15.6%
% of FP17s for the same patient ID Re-attending between 3 & 9 months - Children	156	403	38.7%	59.9%	61.1%	58.8%
% of FP17s for the same patient ID Re-attending between 3 & 9 months - Adults	0	0	N/A	51.5%	52.4%	51.0%
% of FP17s for Band 1 Urgent Courses	0	359	0.0%	9.4%	9.5%	9.0%
% of FP17s Relating to Free Repair or Replacements	0	359	0.0%	0.5%	0.7%	0.8%
% of FP17s Relating to Continuations	3	359	0.8%	0.8%	0.8%	0.9%
% of Patients satisfied with the dentistry they have received	0	0	N/A	92.5%	93.1%	93.2%
% of Patients satisfied with the time they had to wait for an appointment	0	0	N/A	88.5%	87.8%	88.3%

* This is based on patients treated on this contract for their most recent course of treatment. Figures in italics indicate the base number of FP17s or Patient Questionnaire responses are less than 100. N/A is shown where the base number of responses is less than 10 during the period. % is calculated as Quantity/Base number*100

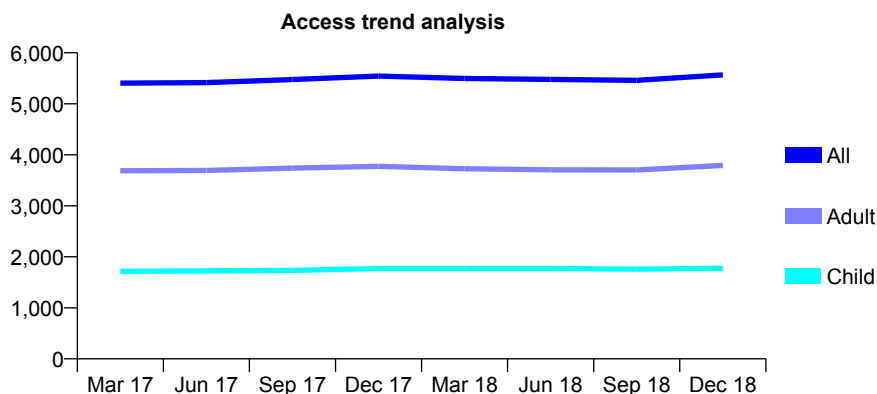
Q68 - Vital Signs At a Glance Contract Report for 116513/0001 - December 2018

Name or company name	Fairfield Dental Surgery Limited
Contract type name	GDS Contract
Purpose of contract	General
Contract start date	01/05/2007
Contract end date	

18/19 Contracted general activity (UDA)	12,859
Carry forward general activity (UDA)	0
18/19 Contracted orthodontic activity (UOA)	0
Carry forward orthodontic activity (UOA)	0
Baseline contract value	£294,995.66

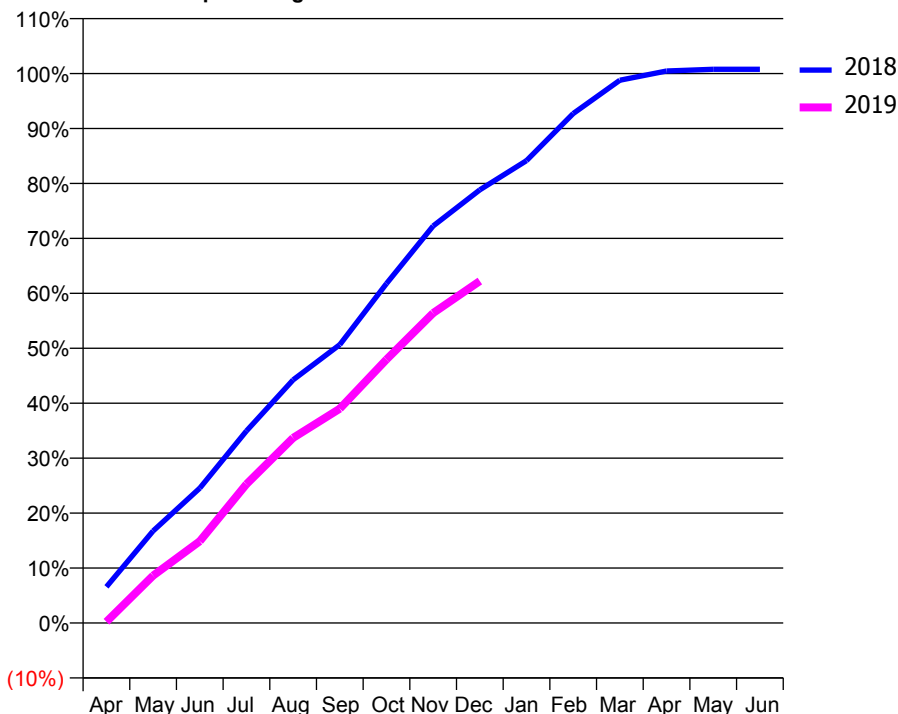
ACCESS*

Patients seen in 24 months	Total	Change since previous quarter
Quarter ending December 2017	5,543	
Quarter ending March 2018	5,498	→
Quarter ending June 2018	5,478	→
Quarter ending September 2018	5,460	→
Quarter ending December 2018	5,568	→
Variance since December 2017	0.5%	→



ACTIVITY

Cumulative percentage of contracted UDA delivered 2018 & 2019



Month	Adjusted Scheduled Activity (UDA)	
	2018	2019
April	848	29
May	2,155	1,109
June	3,156	1,913
July	4,494	3,251
August	5,690	4,333
September	6,513	5,015
October	7,944	6,166
November	9,290	7,254
December	10,136	8,001
January	10,820	
February	11,920	
March	12,701	
April	12,916	
May	12,956	
June	12,956	

QUALITY

	Quantity	Base Number	Contract	AT	Region	England
% of FP17s for the same patient ID Re-attending within 3 months - Children	108	2,090	5.2%	9.5%	11.3%	11.8%
% of FP17s for the same patient ID Re-attending within 3 months - Adults	284	3,476	8.2%	15.0%	15.3%	15.6%
% of FP17s for the same patient ID Re-attending between 3 & 9 months - Children	1,444	2,090	69.1%	59.9%	61.1%	58.8%
% of FP17s for the same patient ID Re-attending between 3 & 9 months - Adults	1,959	3,476	56.4%	51.5%	52.4%	51.0%
% of FP17s for Band 1 Urgent Courses	309	5,385	5.7%	9.4%	9.5%	9.0%
% of FP17s Relating to Free Repair or Replacements	1	5,385	0.0%	0.5%	0.7%	0.8%
% of FP17s Relating to Continuations	55	5,385	1.0%	0.8%	0.8%	0.9%
% of Patients satisfied with the dentistry they have received	2	2	N/A	92.5%	93.1%	93.2%
% of Patients satisfied with the time they had to wait for an appointment	2	2	N/A	88.5%	87.8%	88.3%

* This is based on patients treated on this contract for their most recent course of treatment. Figures in italics indicate the base number of FP17s or Patient Questionnaire responses are less than 100. N/A is shown where the base number of responses is less than 10 during the period. % is calculated as Quantity/Base number*100

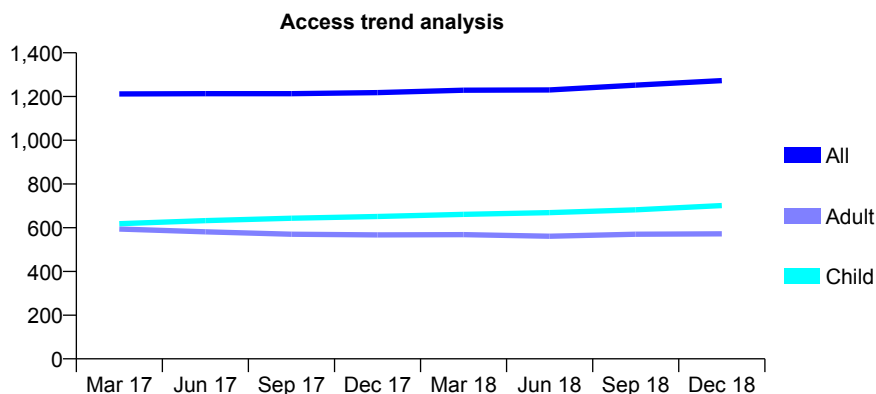
Q68 - Vital Signs At a Glance Contract Report for 116513/0003 - December 2018

Name or company name	Fairfield Dental Surgery Limited
Contract type name	GDS Contract
Purpose of contract	General
Contract start date	01/08/2011
Contract end date	

18/19 Contracted general activity (UDA)	3,500
Carry forward general activity (UDA)	0
18/19 Contracted orthodontic activity (UOA)	0
Carry forward orthodontic activity (UOA)	0
Baseline contract value	£79,943.29

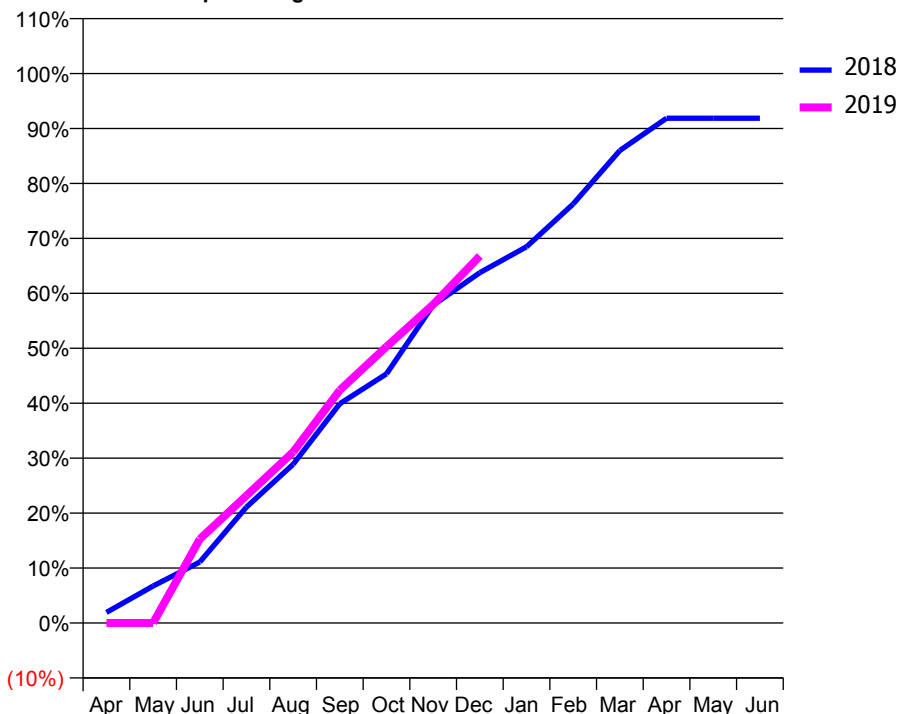
ACCESS*

Patients seen in 24 months	Total	Change since previous quarter
Quarter ending December 2017	1,218	
Quarter ending March 2018	1,229	→
Quarter ending June 2018	1,230	→
Quarter ending September 2018	1,252	→
Quarter ending December 2018	1,273	→
Variance since December 2017	4.5%	↑



ACTIVITY

Cumulative percentage of contracted UDA delivered 2018 & 2019



Month	Adjusted Scheduled Activity (UDA)	
	2018	2019
April	67	0
May	236	0
June	388	534
July	739	812
August	1,011	1,089
September	1,397	1,483
October	1,587	1,760
November	2,024	2,029
December	2,232	2,338
January	2,396	
February	2,669	
March	3,010	
April	3,215	
May	3,215	
June	3,215	

QUALITY

	Quantity	Base Number	Contract	AT	Region	England
% of FP17s for the same patient ID Re-attending within 3 months - Children	75	907	8.3%	9.5%	11.3%	11.8%
% of FP17s for the same patient ID Re-attending within 3 months - Adults	58	601	9.7%	15.0%	15.3%	15.6%
% of FP17s for the same patient ID Re-attending between 3 & 9 months - Children	586	907	64.6%	59.9%	61.1%	58.8%
% of FP17s for the same patient ID Re-attending between 3 & 9 months - Adults	389	601	64.7%	51.5%	52.4%	51.0%
% of FP17s for Band 1 Urgent Courses	43	1,427	3.0%	9.4%	9.5%	9.0%
% of FP17s Relating to Free Repair or Replacements	3	1,427	0.2%	0.5%	0.7%	0.8%
% of FP17s Relating to Continuations	2	1,427	0.1%	0.8%	0.8%	0.9%
% of Patients satisfied with the dentistry they have received	0	0	N/A	92.5%	93.1%	93.2%
% of Patients satisfied with the time they had to wait for an appointment	0	0	N/A	88.5%	87.8%	88.3%

* This is based on patients treated on this contract for their most recent course of treatment. Figures in italics indicate the base number of FP17s or Patient Questionnaire responses are less than 100. N/A is shown where the base number of responses is less than 10 during the period. % is calculated as Quantity/Base number*100

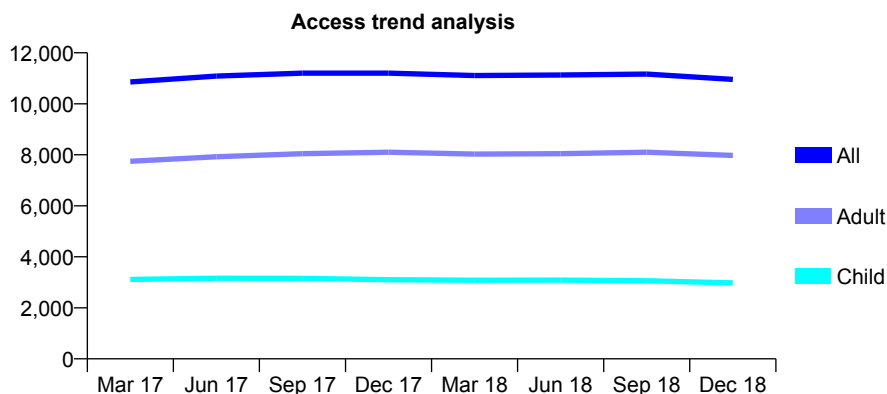
Q68 - Vital Signs At a Glance Contract Report for 117013/0001 - December 2018

Name or company name	Family Dental Centre Limited
Contract type name	GDS Contract
Purpose of contract	General
Contract start date	01/04/2010
Contract end date	

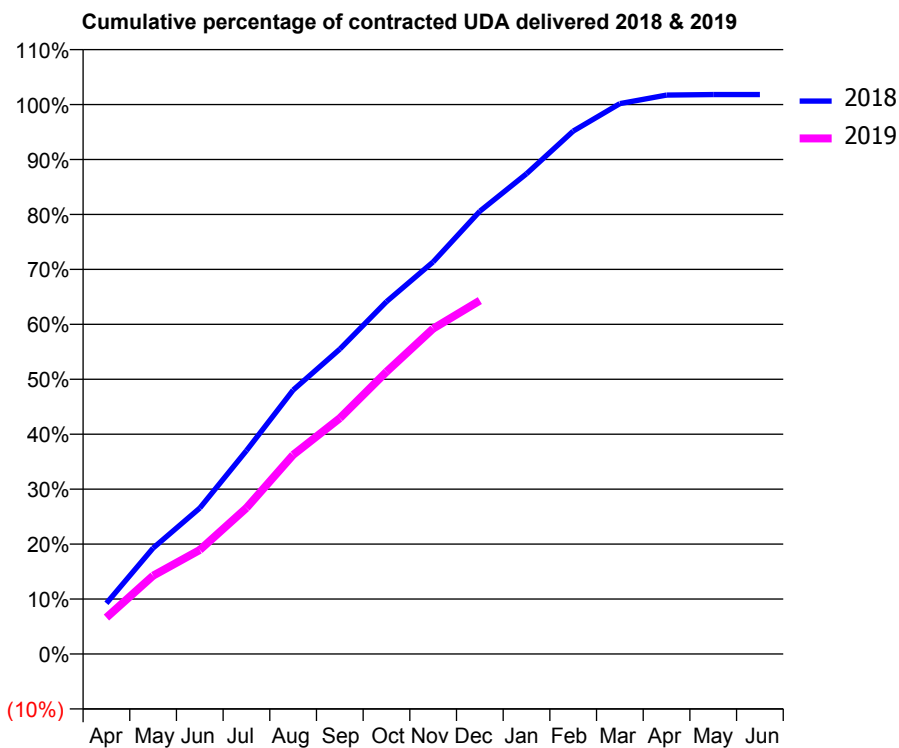
18/19 Contracted general activity (UDA)	41,003
Carry forward general activity (UDA)	0
18/19 Contracted orthodontic activity (UOA)	0
Carry forward orthodontic activity (UOA)	0
Baseline contract value	£1,544,772.64

ACCESS*

Patients seen in 24 months	Total	Change since previous quarter
Quarter ending December 2017	11,205	
Quarter ending March 2018	11,110	→
Quarter ending June 2018	11,130	→
Quarter ending September 2018	11,166	→
Quarter ending December 2018	10,958	↓
Variance since December 2017	(2.2%)	↓



ACTIVITY



Month	Adjusted Scheduled Activity (UDA)	
	2018	2019
April	3,785	2,716
May	7,905	5,841
June	10,894	7,767
July	15,180	10,896
August	19,693	14,863
September	22,755	17,594
October	26,296	21,058
November	29,254	24,281
December	33,044	26,368
January	35,834	
February	39,018	
March	41,069	
April	41,703	
May	41,748	
June	41,745	

QUALITY

	Quantity	Base Number	Contract	AT	Region	England
% of FP17s for the same patient ID Re-attending within 3 months - Children	181	3,196	5.7%	9.5%	11.3%	11.8%
% of FP17s for the same patient ID Re-attending within 3 months - Adults	1,006	8,125	12.4%	15.0%	15.3%	15.6%
% of FP17s for the same patient ID Re-attending between 3 & 9 months - Children	1,927	3,196	60.3%	59.9%	61.1%	58.8%
% of FP17s for the same patient ID Re-attending between 3 & 9 months - Adults	4,244	8,125	52.2%	51.5%	52.4%	51.0%
% of FP17s for Band 1 Urgent Courses	780	10,462	7.5%	9.4%	9.5%	9.0%
% of FP17s Relating to Free Repair or Replacements	32	10,462	0.3%	0.5%	0.7%	0.8%
% of FP17s Relating to Continuations	43	10,462	0.4%	0.8%	0.8%	0.9%
% of Patients satisfied with the dentistry they have received	2	2	N/A	92.5%	93.1%	93.2%
% of Patients satisfied with the time they had to wait for an appointment	2	2	N/A	88.5%	87.8%	88.3%

* This is based on patients treated on this contract for their most recent course of treatment. Figures in italics indicate the base number of FP17s or Patient Questionnaire responses are less than 100. N/A is shown where the base number of responses is less than 10 during the period. % is calculated as Quantity/Base number*100

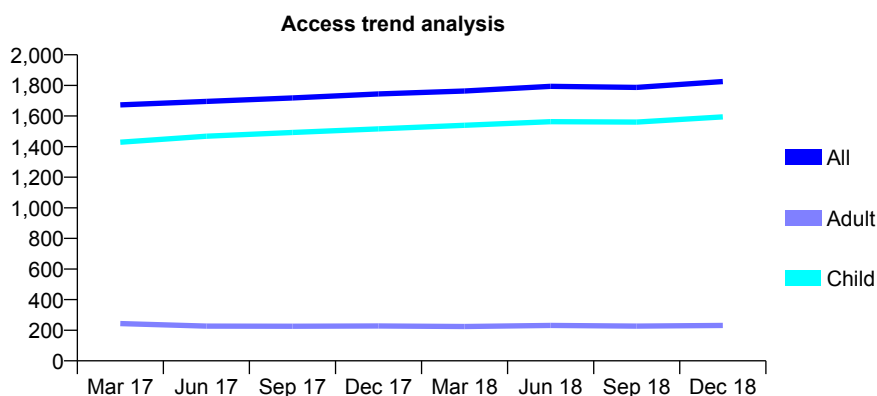
Q68 - Vital Signs At a Glance Contract Report for 117188/0001 - December 2018

Name or company name	Mr Andrew Kenneth Pritchard and Mrs Catl
Contract type name	GDS Contract
Purpose of contract	General
Contract start date	21/06/2014
Contract end date	

18/19 Contracted general activity (UDA)	3,424
Carry forward general activity (UDA)	0
18/19 Contracted orthodontic activity (UOA)	0
Carry forward orthodontic activity (UOA)	0
Baseline contract value	£78,244.61

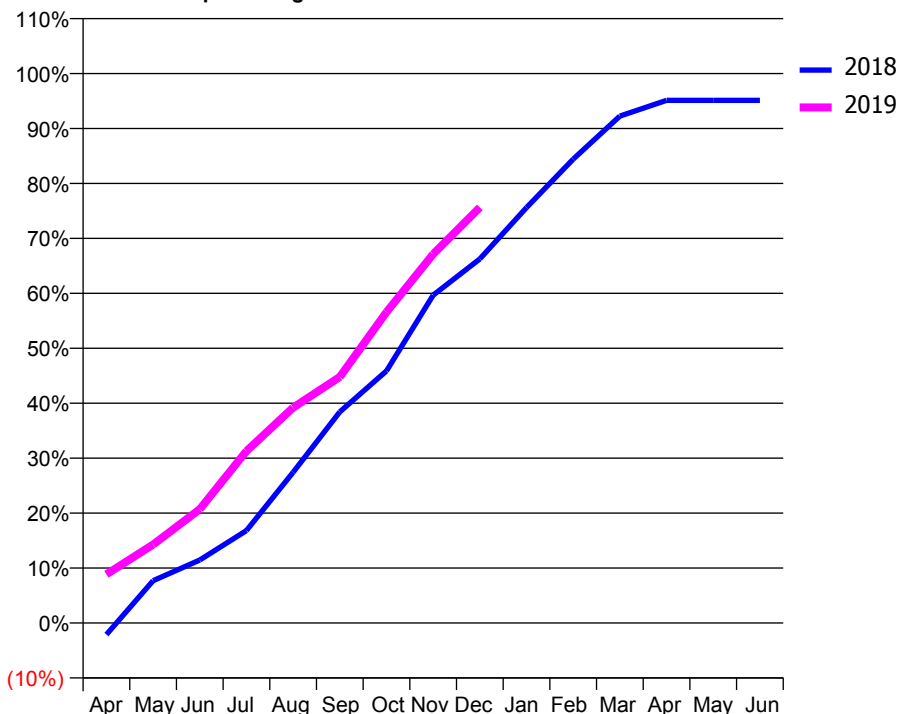
ACCESS*

Patients seen in 24 months	Total	Change since previous quarter
Quarter ending December 2017	1,744	
Quarter ending March 2018	1,763	→
Quarter ending June 2018	1,794	→
Quarter ending September 2018	1,787	→
Quarter ending December 2018	1,825	↑
Variance since December 2017	4.6%	↑



ACTIVITY

Cumulative percentage of contracted UDA delivered 2018 & 2019



Month	Adjusted Scheduled Activity (UDA)	
	2018	2019
April	-77	303
May	277	489
June	413	709
July	606	1,071
August	988	1,343
September	1,384	1,533
October	1,652	1,937
November	2,148	2,299
December	2,385	2,589
January	2,722	
February	3,039	
March	3,321	
April	3,424	
May	3,424	
June	3,424	

QUALITY

	Quantity	Base Number	Contract	AT	Region	England
% of FP17s for the same patient ID Re-attending within 3 months - Children	252	2,027	12.4%	9.5%	11.3%	11.8%
% of FP17s for the same patient ID Re-attending within 3 months - Adults	5	92	5.4%	15.0%	15.3%	15.6%
% of FP17s for the same patient ID Re-attending between 3 & 9 months - Children	1,309	2,027	64.6%	59.9%	61.1%	58.8%
% of FP17s for the same patient ID Re-attending between 3 & 9 months - Adults	60	92	65.2%	51.5%	52.4%	51.0%
% of FP17s for Band 1 Urgent Courses	82	2,033	4.0%	9.4%	9.5%	9.0%
% of FP17s Relating to Free Repair or Replacements	0	2,033	0.0%	0.5%	0.7%	0.8%
% of FP17s Relating to Continuations	0	2,033	0.0%	0.8%	0.8%	0.9%
% of Patients satisfied with the dentistry they have received	0	0	N/A	92.5%	93.1%	93.2%
% of Patients satisfied with the time they had to wait for an appointment	0	0	N/A	88.5%	87.8%	88.3%

* This is based on patients treated on this contract for their most recent course of treatment. Figures in italics indicate the base number of FP17s or Patient Questionnaire responses are less than 100. N/A is shown where the base number of responses is less than 10 during the period. % is calculated as Quantity/Base number*100

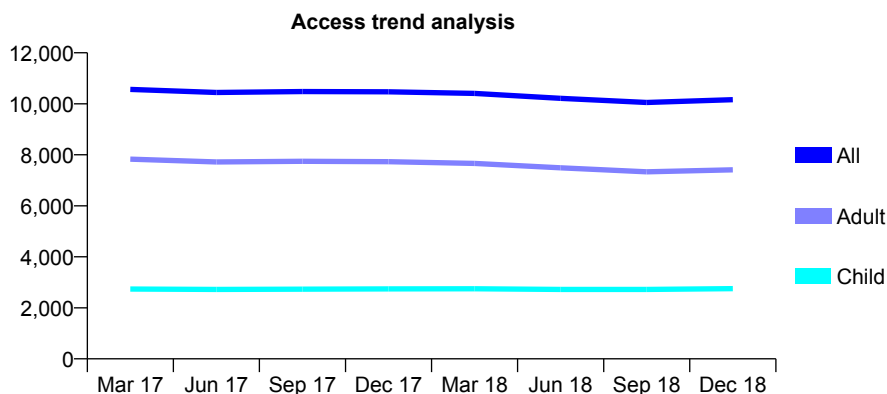
Q68 - Vital Signs At a Glance Contract Report for 117900/0002 - December 2018

Name or company name	Northdene Services Limited
Contract type name	GDS Contract
Purpose of contract	General
Contract start date	01/04/2007
Contract end date	

18/19 Contracted general activity (UDA)	28,218
Carry forward general activity (UDA)	793
18/19 Contracted orthodontic activity (UOA)	0
Carry forward orthodontic activity (UOA)	0
Baseline contract value	£770,984.85

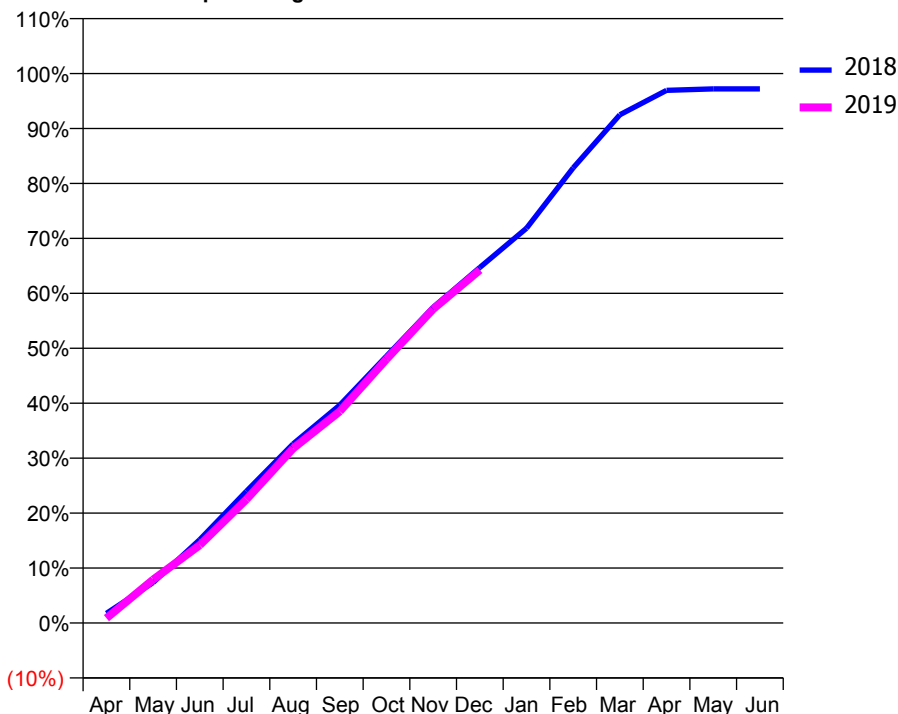
ACCESS*

Patients seen in 24 months	Total	Change since previous quarter
Quarter ending December 2017	10,473	
Quarter ending March 2018	10,410	→
Quarter ending June 2018	10,214	↓
Quarter ending September 2018	10,052	↓
Quarter ending December 2018	10,164	→
Variance since December 2017	(3.0%)	↓



ACTIVITY

Cumulative percentage of contracted UDA delivered 2018 & 2019



Month	Adjusted Scheduled Activity (UDA)	
	2018	2019
April	497	252
May	2,080	2,231
June	4,283	4,003
July	6,770	6,351
August	9,200	8,965
September	11,193	10,873
October	13,708	13,547
November	16,209	16,124
December	18,260	18,128
January	20,273	
February	23,375	
March	26,098	
April	27,350	
May	27,427	
June	27,425	

QUALITY

	Quantity	Base Number	Contract	AT	Region	England
% of FP17s for the same patient ID Re-attending within 3 months - Children	178	2,750	6.5%	9.5%	11.3%	11.8%
% of FP17s for the same patient ID Re-attending within 3 months - Adults	878	6,647	13.2%	15.0%	15.3%	15.6%
% of FP17s for the same patient ID Re-attending between 3 & 9 months - Children	1,499	2,750	54.5%	59.9%	61.1%	58.8%
% of FP17s for the same patient ID Re-attending between 3 & 9 months - Adults	3,209	6,647	48.3%	51.5%	52.4%	51.0%
% of FP17s for Band 1 Urgent Courses	690	8,903	7.8%	9.4%	9.5%	9.0%
% of FP17s Relating to Free Repair or Replacements	53	8,903	0.6%	0.5%	0.7%	0.8%
% of FP17s Relating to Continuations	96	8,903	1.1%	0.8%	0.8%	0.9%
% of Patients satisfied with the dentistry they have received	5	5	N/A	92.5%	93.1%	93.2%
% of Patients satisfied with the time they had to wait for an appointment	5	5	N/A	88.5%	87.8%	88.3%

* This is based on patients treated on this contract for their most recent course of treatment. Figures in italics indicate the base number of FP17s or Patient Questionnaire responses are less than 100. N/A is shown where the base number of responses is less than 10 during the period. % is calculated as Quantity/Base number*100

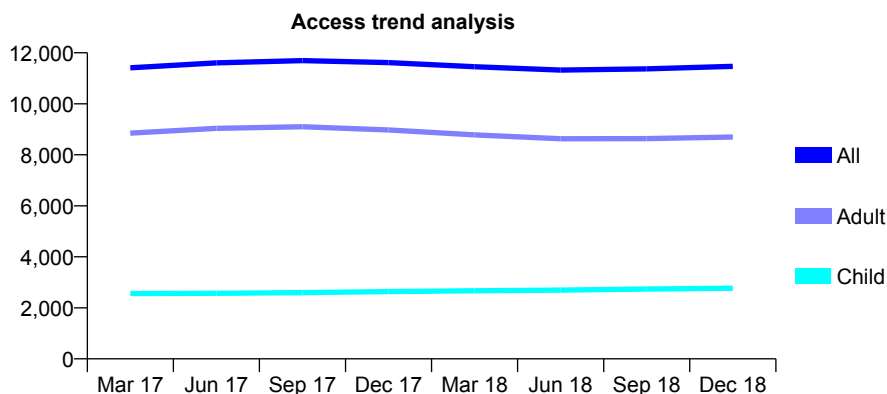
Q68 - Vital Signs At a Glance Contract Report for 117986/0001 - December 2018

Name or company name	Mr S H Sachedina and Mr M O'Hara
Contract type name	GDS Contract
Purpose of contract	General
Contract start date	01/05/2015
Contract end date	

18/19 Contracted general activity (UDA)	29,663
Carry forward general activity (UDA)	0
18/19 Contracted orthodontic activity (UOA)	0
Carry forward orthodontic activity (UOA)	0
Baseline contract value	£754,113.61

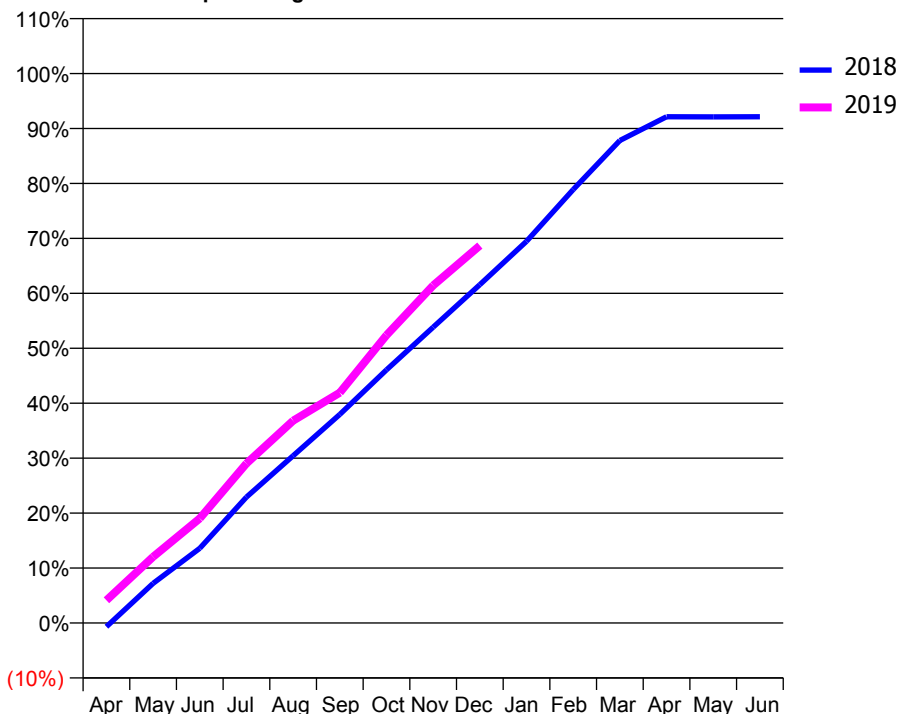
ACCESS*

Patients seen in 24 months	Total	Change since previous quarter
Quarter ending December 2017	11,615	
Quarter ending March 2018	11,453	↓
Quarter ending June 2018	11,325	↓
Quarter ending September 2018	11,372	→
Quarter ending December 2018	11,470	→
Variance since December 2017	(1.2%)	↓



ACTIVITY

Cumulative percentage of contracted UDA delivered 2018 & 2019



Month	Adjusted Scheduled Activity (UDA)	
	2018	2019
April	-207	1,227
May	2,138	3,573
June	4,037	5,644
July	6,799	8,613
August	9,031	10,922
September	11,264	12,434
October	13,668	15,534
November	15,966	18,221
December	18,268	20,377
January	20,606	
February	23,399	
March	26,049	
April	27,326	
May	27,321	
June	27,327	

QUALITY

	Quantity	Base Number	Contract	AT	Region	England
% of FP17s for the same patient ID Re-attending within 3 months - Children	193	3,271	5.9%	9.5%	11.3%	11.8%
% of FP17s for the same patient ID Re-attending within 3 months - Adults	1,365	9,659	14.1%	15.0%	15.3%	15.6%
% of FP17s for the same patient ID Re-attending between 3 & 9 months - Children	2,098	3,271	64.1%	59.9%	61.1%	58.8%
% of FP17s for the same patient ID Re-attending between 3 & 9 months - Adults	5,340	9,659	55.3%	51.5%	52.4%	51.0%
% of FP17s for Band 1 Urgent Courses	1,188	12,325	9.6%	9.4%	9.5%	9.0%
% of FP17s Relating to Free Repair or Replacements	96	12,325	0.8%	0.5%	0.7%	0.8%
% of FP17s Relating to Continuations	37	12,325	0.3%	0.8%	0.8%	0.9%
% of Patients satisfied with the dentistry they have received	5	5	N/A	92.5%	93.1%	93.2%
% of Patients satisfied with the time they had to wait for an appointment	4	5	N/A	88.5%	87.8%	88.3%

* This is based on patients treated on this contract for their most recent course of treatment. Figures in italics indicate the base number of FP17s or Patient Questionnaire responses are less than 100. N/A is shown where the base number of responses is less than 10 during the period. % is calculated as Quantity/Base number*100

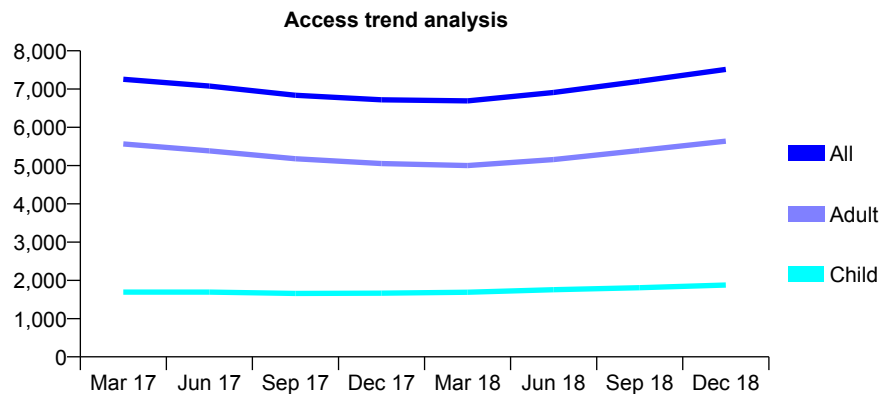
Q68 - Vital Signs At a Glance Contract Report for 119296/0001 - December 2018

Name or company name	Pearl Dental Studios Limited
Contract type name	GDS Contract
Purpose of contract	General
Contract start date	01/04/2011
Contract end date	

18/19 Contracted general activity (UDA)	19,000
Carry forward general activity (UDA)	0
18/19 Contracted orthodontic activity (UOA)	0
Carry forward orthodontic activity (UOA)	0
Baseline contract value	£533,377.90

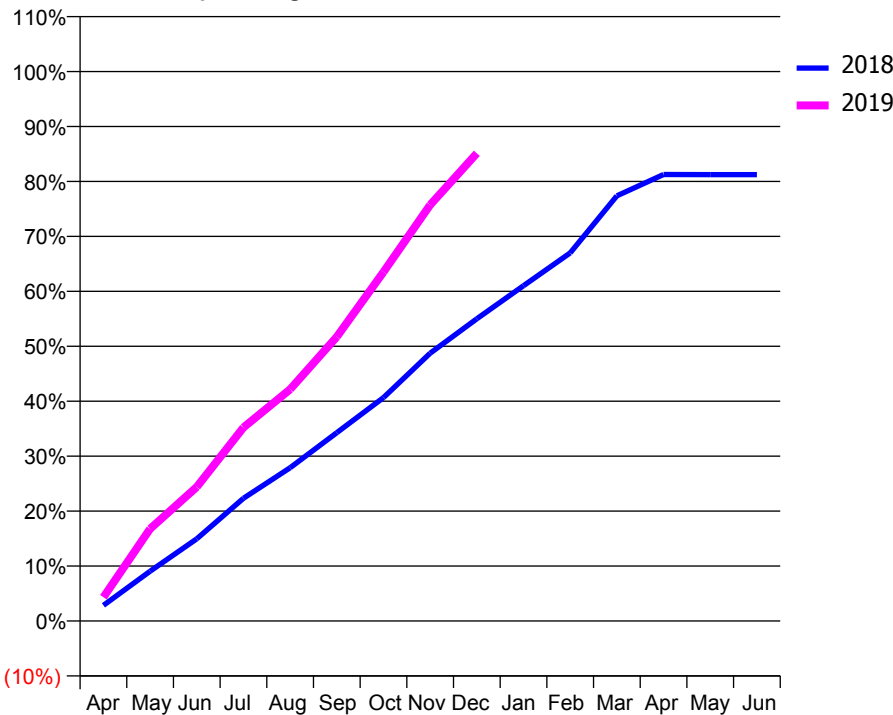
ACCESS*

Patients seen in 24 months	Total	Change since previous quarter
Quarter ending December 2017	6,719	
Quarter ending March 2018	6,691	→
Quarter ending June 2018	6,912	↑
Quarter ending September 2018	7,203	↑
Quarter ending December 2018	7,515	↑
Variance since December 2017	11.8%	↑



ACTIVITY

Cumulative percentage of contracted UDA delivered 2018 & 2019



Adjusted Scheduled Activity (UDA)		
Month	2018	2019
April	543	824
May	1,724	3,187
June	2,843	4,634
July	4,246	6,691
August	5,299	8,010
September	6,511	9,829
October	7,724	12,069
November	9,260	14,390
December	10,450	16,171
January	11,592	
February	12,728	
March	14,701	
April	15,441	
May	15,435	
June	15,434	

QUALITY

	Quantity	Base Number	Contract	AT	Region	England
% of FP17s for the same patient ID Re-attending within 3 months - Children	117	2,047	5.7%	9.5%	11.3%	11.8%
% of FP17s for the same patient ID Re-attending within 3 months - Adults	1,017	6,180	16.5%	15.0%	15.3%	15.6%
% of FP17s for the same patient ID Re-attending between 3 & 9 months - Children	979	2,047	47.8%	59.9%	61.1%	58.8%
% of FP17s for the same patient ID Re-attending between 3 & 9 months - Adults	2,209	6,180	35.7%	51.5%	52.4%	51.0%
% of FP17s for Band 1 Urgent Courses	1,077	7,888	13.7%	9.4%	9.5%	9.0%
% of FP17s Relating to Free Repair or Replacements	24	7,888	0.3%	0.5%	0.7%	0.8%
% of FP17s Relating to Continuations	24	7,888	0.3%	0.8%	0.8%	0.9%
% of Patients satisfied with the dentistry they have received	3	3	N/A	92.5%	93.1%	93.2%
% of Patients satisfied with the time they had to wait for an appointment	3	3	N/A	88.5%	87.8%	88.3%

* This is based on patients treated on this contract for their most recent course of treatment. Figures in italics indicate the base number of FP17s or Patient Questionnaire responses are less than 100. N/A is shown where the base number of responses is less than 10 during the period. % is calculated as Quantity/Base number*100

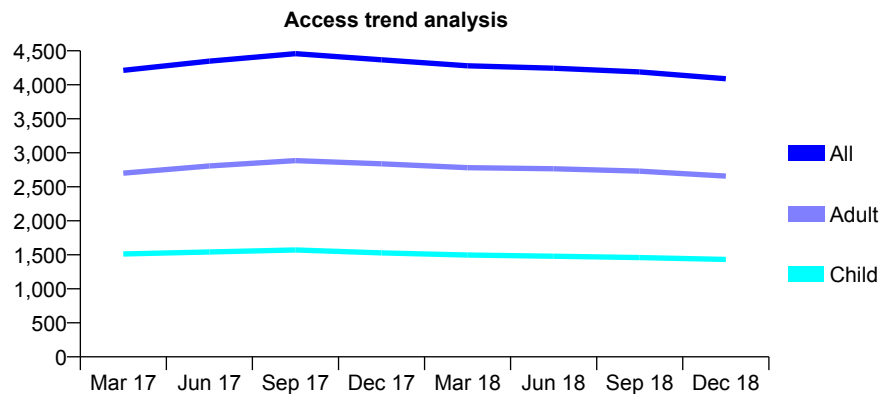
Q68 - Vital Signs At a Glance Contract Report for 120545/0001 - December 2018

Name or company name	Henfield Dental Surgery Partnership
Contract type name	GDS Contract
Purpose of contract	General
Contract start date	31/10/2015
Contract end date	

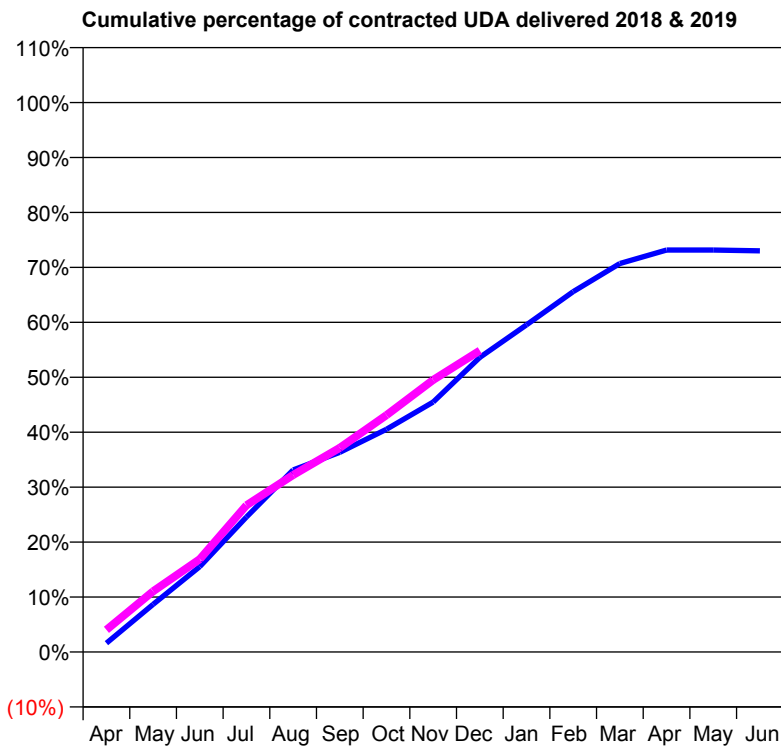
18/19 Contracted general activity (UDA)	13,000
Carry forward general activity (UDA)	0
18/19 Contracted orthodontic activity (UOA)	0
Carry forward orthodontic activity (UOA)	0
Baseline contract value	£349,729.54

ACCESS*

Patients seen in 24 months	Total	Change since previous quarter
Quarter ending December 2017	4,368	
Quarter ending March 2018	4,280	↓
Quarter ending June 2018	4,245	→
Quarter ending September 2018	4,189	↓
Quarter ending December 2018	4,090	↓
Variance since December 2017	(6.4%)	↓



ACTIVITY



Month	Adjusted Scheduled Activity (UDA)	
	2018	2019
April	210	526
May	1,127	1,437
June	2,020	2,196
July	3,195	3,471
August	4,308	4,188
September	4,725	4,830
October	5,271	5,605
November	5,914	6,438
December	6,969	7,131
January	7,740	
February	8,525	
March	9,191	
April	9,510	
May	9,510	
June	9,490	

QUALITY

	Quantity	Base Number	Contract	AT	Region	England
% of FP17s for the same patient ID Re-attending within 3 months - Children	82	1,566	5.2%	9.5%	11.3%	11.8%
% of FP17s for the same patient ID Re-attending within 3 months - Adults	324	2,727	11.9%	15.0%	15.3%	15.6%
% of FP17s for the same patient ID Re-attending between 3 & 9 months - Children	832	1,566	53.1%	59.9%	61.1%	58.8%
% of FP17s for the same patient ID Re-attending between 3 & 9 months - Adults	1,442	2,727	52.9%	51.5%	52.4%	51.0%
% of FP17s for Band 1 Urgent Courses	276	4,093	6.7%	9.4%	9.5%	9.0%
% of FP17s Relating to Free Repair or Replacements	35	4,093	0.9%	0.5%	0.7%	0.8%
% of FP17s Relating to Continuations	42	4,093	1.0%	0.8%	0.8%	0.9%
% of Patients satisfied with the dentistry they have received	1	1	N/A	92.5%	93.1%	93.2%
% of Patients satisfied with the time they had to wait for an appointment	1	1	N/A	88.5%	87.8%	88.3%

* This is based on patients treated on this contract for their most recent course of treatment. Figures in italics indicate the base number of FP17s or Patient Questionnaire responses are less than 100. N/A is shown where the base number of responses is less than 10 during the period. % is calculated as Quantity/Base number*100

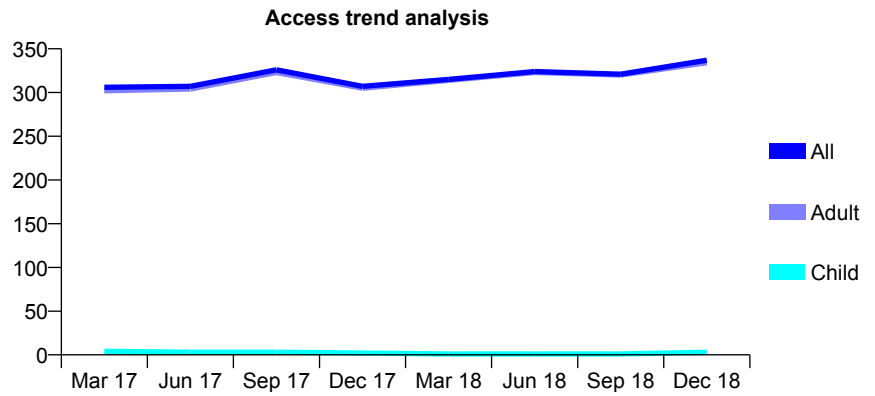
Q68 - Vital Signs At a Glance Contract Report for 121371/0001 - December 2018

Name or company name	Sussex Community NHS Trust
Contract type name	PDS Contract
Purpose of contract	General
Contract start date	01/04/2011
Contract end date	31/03/2019

18/19 Contracted general activity (UDA)	2,000
Carry forward general activity (UDA)	0
18/19 Contracted orthodontic activity (UOA)	0
Carry forward orthodontic activity (UOA)	0
Baseline contract value	£2,277,742.58

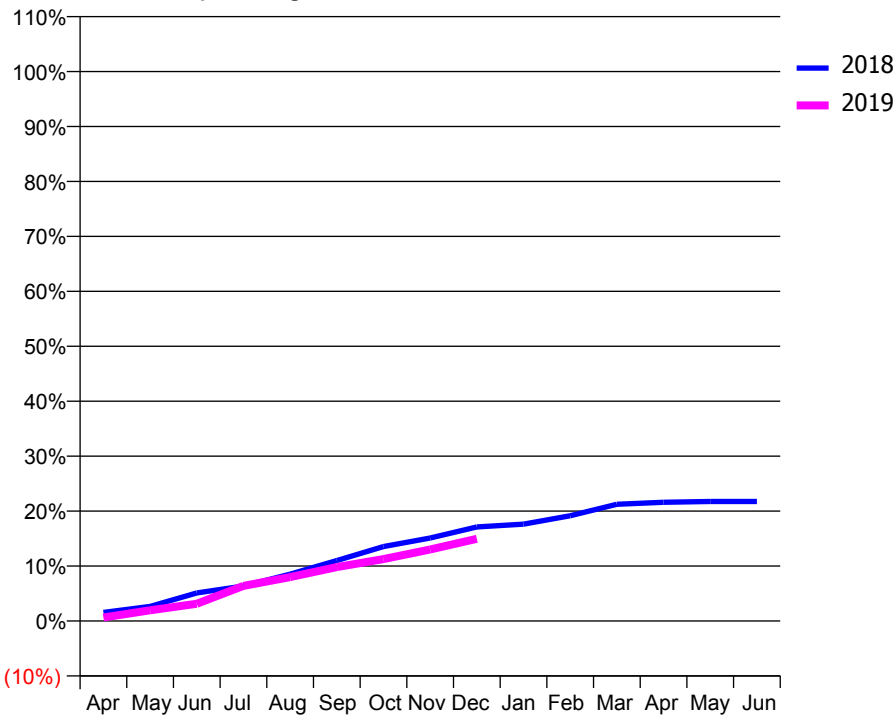
ACCESS*

Patients seen in 24 months	Total	Change since previous quarter
Quarter ending December 2017	307	
Quarter ending March 2018	315	↑
Quarter ending June 2018	324	↑
Quarter ending September 2018	321	→
Quarter ending December 2018	337	↑
Variance since December 2017	9.8%	↑



ACTIVITY

Cumulative percentage of contracted UDA delivered 2018 & 2019



Month	Adjusted Scheduled Activity (UDA)	
	2018	2019
April	31	13
May	53	39
June	102	63
July	128	128
August	171	160
September	220	196
October	271	225
November	302	260
December	343	299
January	353	
February	383	
March	425	
April	432	
May	435	
June	435	

QUALITY

	Quantity	Base Number	Contract	AT	Region	England
% of FP17s for the same patient ID Re-attending within 3 months - Children	0	2	0.0%	9.5%	11.3%	11.8%
% of FP17s for the same patient ID Re-attending within 3 months - Adults	5	158	3.2%	15.0%	15.3%	15.6%
% of FP17s for the same patient ID Re-attending between 3 & 9 months - Children	1	2	50.0%	59.9%	61.1%	58.8%
% of FP17s for the same patient ID Re-attending between 3 & 9 months - Adults	11	158	7.0%	51.5%	52.4%	51.0%
% of FP17s for Band 1 Urgent Courses	2	152	1.3%	9.4%	9.5%	9.0%
% of FP17s Relating to Free Repair or Replacements	0	152	0.0%	0.5%	0.7%	0.8%
% of FP17s Relating to Continuations	1	152	0.7%	0.8%	0.8%	0.9%
% of Patients satisfied with the dentistry they have received	0	0	N/A	92.5%	93.1%	93.2%
% of Patients satisfied with the time they had to wait for an appointment	0	0	N/A	88.5%	87.8%	88.3%

* This is based on patients treated on this contract for their most recent course of treatment. Figures in italics indicate the base number of FP17s or Patient Questionnaire responses are less than 100. N/A is shown where the base number of responses is less than 10 during the period. % is calculated as Quantity/Base number*100

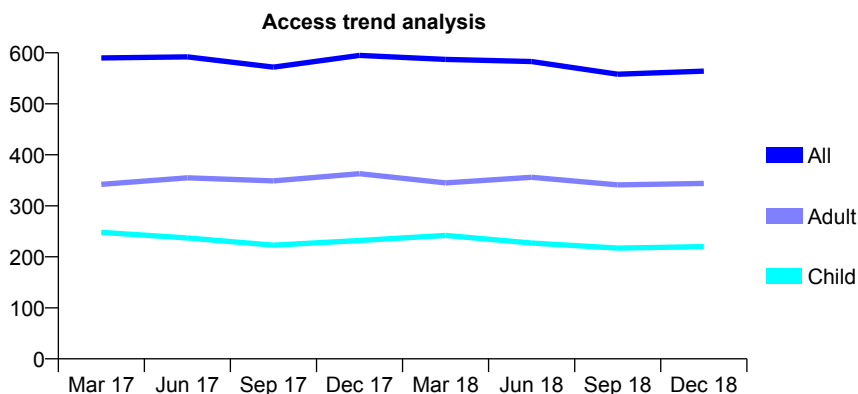
Q68 - Vital Signs At a Glance Contract Report for 121371/0002 - December 2018

Name or company name	Sussex Community NHS Trust
Contract type name	PDS Contract
Purpose of contract	General
Contract start date	01/04/2011
Contract end date	31/03/2019

18/19 Contracted general activity (UDA)	1,600
Carry forward general activity (UDA)	0
18/19 Contracted orthodontic activity (UOA)	0
Carry forward orthodontic activity (UOA)	0
Baseline contract value	£35,877.80

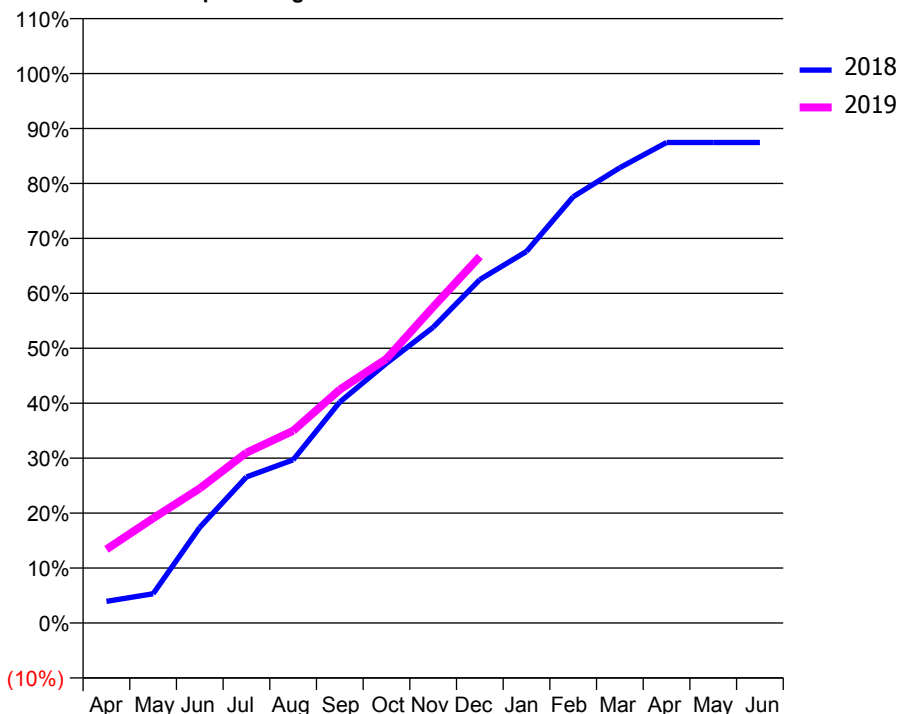
ACCESS*

Patients seen in 24 months	Total	Change since previous quarter
Quarter ending December 2017	595	
Quarter ending March 2018	587	↓
Quarter ending June 2018	583	→
Quarter ending September 2018	558	↓
Quarter ending December 2018	564	→
Variance since December 2017	(5.2%)	↓



ACTIVITY

Cumulative percentage of contracted UDA delivered 2018 & 2019



Month	Adjusted Scheduled Activity (UDA)	
	2018	2019
April	63	214
May	85	305
June	278	392
July	425	496
August	475	560
September	643	680
October	756	769
November	861	920
December	1,000	1,067
January	1,082	
February	1,241	
March	1,326	
April	1,399	
May	1,399	
June	1,399	

QUALITY

	Quantity	Base Number	Contract	AT	Region	England
% of FP17s for the same patient ID Re-attending within 3 months - Children	9	241	3.7%	9.5%	11.3%	11.8%
% of FP17s for the same patient ID Re-attending within 3 months - Adults	27	326	8.3%	15.0%	15.3%	15.6%
% of FP17s for the same patient ID Re-attending between 3 & 9 months - Children	68	241	28.2%	59.9%	61.1%	58.8%
% of FP17s for the same patient ID Re-attending between 3 & 9 months - Adults	140	326	42.9%	51.5%	52.4%	51.0%
% of FP17s for Band 1 Urgent Courses	26	530	4.9%	9.4%	9.5%	9.0%
% of FP17s Relating to Free Repair or Replacements	2	530	0.4%	0.5%	0.7%	0.8%
% of FP17s Relating to Continuations	4	530	0.8%	0.8%	0.8%	0.9%
% of Patients satisfied with the dentistry they have received	0	0	N/A	92.5%	93.1%	93.2%
% of Patients satisfied with the time they had to wait for an appointment	0	0	N/A	88.5%	87.8%	88.3%

* This is based on patients treated on this contract for their most recent course of treatment. Figures in italics indicate the base number of FP17s or Patient Questionnaire responses are less than 100. N/A is shown where the base number of responses is less than 10 during the period. % is calculated as Quantity/Base number*100

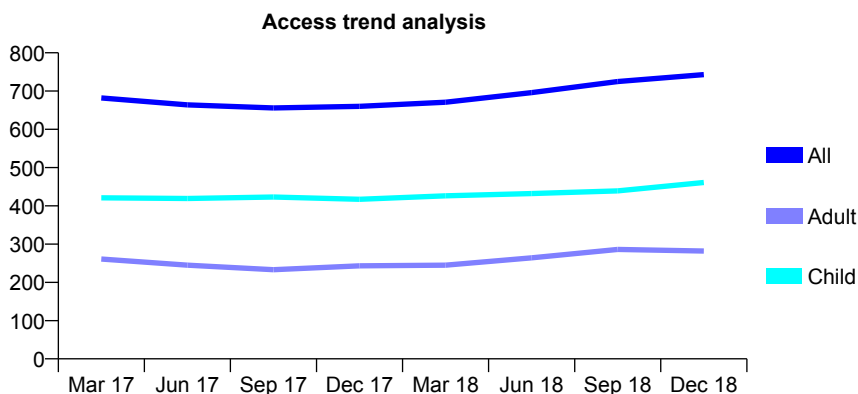
Q68 - Vital Signs At a Glance Contract Report for 121371/0004 - December 2018

Name or company name	Sussex Community NHS Trust
Contract type name	PDS Contract
Purpose of contract	General
Contract start date	01/04/2011
Contract end date	31/03/2019

18/19 Contracted general activity (UDA)	2,450
Carry forward general activity (UDA)	0
18/19 Contracted orthodontic activity (UOA)	0
Carry forward orthodontic activity (UOA)	0
Baseline contract value	£70,872.37

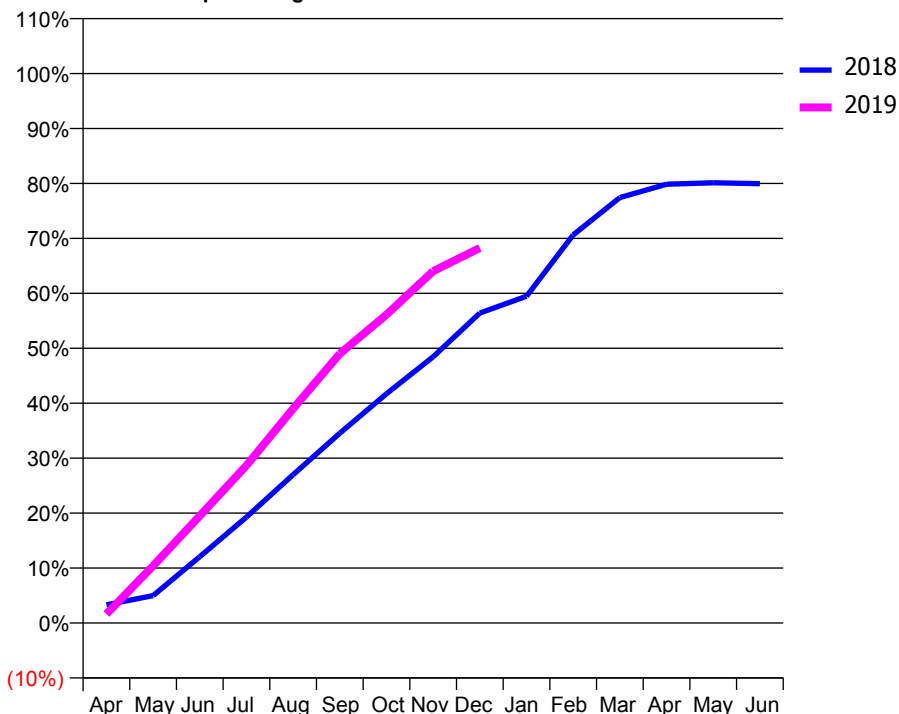
ACCESS*

Patients seen in 24 months	Total	Change since previous quarter
Quarter ending December 2017	660	
Quarter ending March 2018	671	→
Quarter ending June 2018	696	↑
Quarter ending September 2018	725	↑
Quarter ending December 2018	743	↑
Variance since December 2017	12.6%	↑



ACTIVITY

Cumulative percentage of contracted UDA delivered 2018 & 2019



Month	Adjusted Scheduled Activity (UDA)	
	2018	2019
April	81	40
May	122	255
June	296	478
July	472	702
August	661	956
September	846	1,201
October	1,022	1,375
November	1,187	1,568
December	1,382	1,672
January	1,457	
February	1,730	
March	1,897	
April	1,957	
May	1,963	
June	1,959	

QUALITY

	Quantity	Base Number	Contract	AT	Region	England
% of FP17s for the same patient ID Re-attending within 3 months - Children	54	588	9.2%	9.5%	11.3%	11.8%
% of FP17s for the same patient ID Re-attending within 3 months - Adults	32	293	10.9%	15.0%	15.3%	15.6%
% of FP17s for the same patient ID Re-attending between 3 & 9 months - Children	136	588	23.1%	59.9%	61.1%	58.8%
% of FP17s for the same patient ID Re-attending between 3 & 9 months - Adults	126	293	43.0%	51.5%	52.4%	51.0%
% of FP17s for Band 1 Urgent Courses	12	847	1.4%	9.4%	9.5%	9.0%
% of FP17s Relating to Free Repair or Replacements	1	847	0.1%	0.5%	0.7%	0.8%
% of FP17s Relating to Continuations	1	847	0.1%	0.8%	0.8%	0.9%
% of Patients satisfied with the dentistry they have received	0	0	N/A	92.5%	93.1%	93.2%
% of Patients satisfied with the time they had to wait for an appointment	0	0	N/A	88.5%	87.8%	88.3%

* This is based on patients treated on this contract for their most recent course of treatment. Figures in italics indicate the base number of FP17s or Patient Questionnaire responses are less than 100. N/A is shown where the base number of responses is less than 10 during the period. % is calculated as Quantity/Base number*100

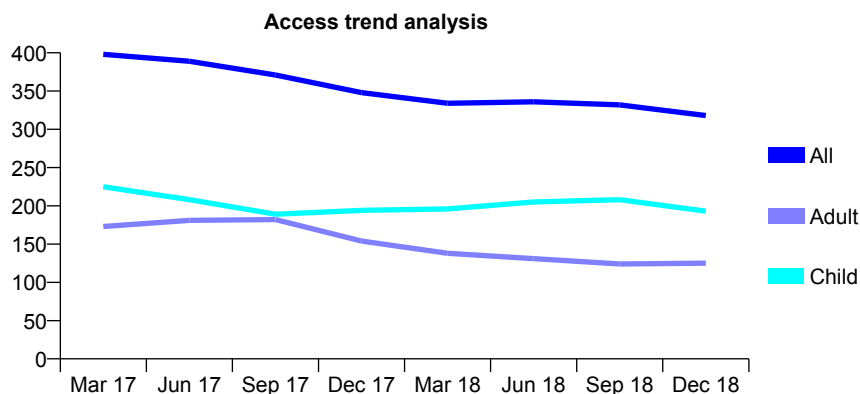
Q68 - Vital Signs At a Glance Contract Report for 121371/0005 - December 2018

Name or company name	Sussex Community NHS Trust
Contract type name	PDS Contract
Purpose of contract	General
Contract start date	01/04/2011
Contract end date	31/03/2019

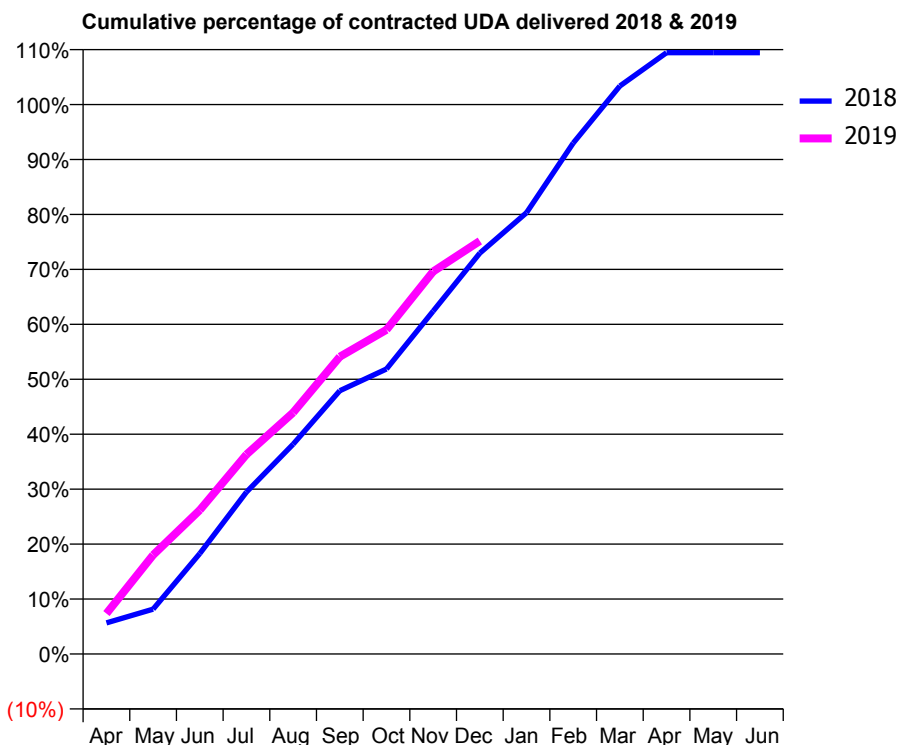
18/19 Contracted general activity (UDA)	760
Carry forward general activity (UDA)	0
18/19 Contracted orthodontic activity (UOA)	0
Carry forward orthodontic activity (UOA)	0
Baseline contract value	£14,931.76

ACCESS*

Patients seen in 24 months	Total	Change since previous quarter
Quarter ending December 2017	348	
Quarter ending March 2018	334	↓
Quarter ending June 2018	336	→
Quarter ending September 2018	332	↓
Quarter ending December 2018	318	↓
Variance since December 2017	(8.6%)	↓



ACTIVITY



Adjusted Scheduled Activity (UDA)		
Month	2018	2019
April	43	56
May	62	137
June	139	199
July	224	276
August	290	334
September	364	411
October	394	448
November	474	529
December	554	571
January	610	
February	707	
March	786	
April	832	
May	832	
June	832	

QUALITY

	Quantity	Base Number	Contract	AT	Region	England
% of FP17s for the same patient ID Re-attending within 3 months - Children	13	217	6.0%	9.5%	11.3%	11.8%
% of FP17s for the same patient ID Re-attending within 3 months - Adults	16	106	15.1%	15.0%	15.3%	15.6%
% of FP17s for the same patient ID Re-attending between 3 & 9 months - Children	42	217	19.4%	59.9%	61.1%	58.8%
% of FP17s for the same patient ID Re-attending between 3 & 9 months - Adults	48	106	45.3%	51.5%	52.4%	51.0%
% of FP17s for Band 1 Urgent Courses	6	303	2.0%	9.4%	9.5%	9.0%
% of FP17s Relating to Free Repair or Replacements	0	303	0.0%	0.5%	0.7%	0.8%
% of FP17s Relating to Continuations	4	303	1.3%	0.8%	0.8%	0.9%
% of Patients satisfied with the dentistry they have received	1	1	N/A	92.5%	93.1%	93.2%
% of Patients satisfied with the time they had to wait for an appointment	0	1	N/A	88.5%	87.8%	88.3%

* This is based on patients treated on this contract for their most recent course of treatment. Figures in italics indicate the base number of FP17s or Patient Questionnaire responses are less than 100. N/A is shown where the base number of responses is less than 10 during the period. % is calculated as Quantity/Base number*100

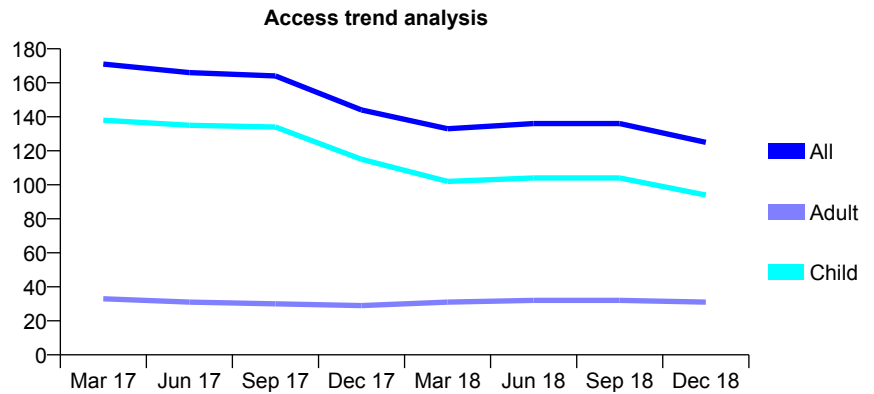
Q68 - Vital Signs At a Glance Contract Report for 121371/0006 - December 2018

Name or company name	Sussex Community NHS Trust
Contract type name	PDS Contract
Purpose of contract	General
Contract start date	01/04/2011
Contract end date	31/03/2019

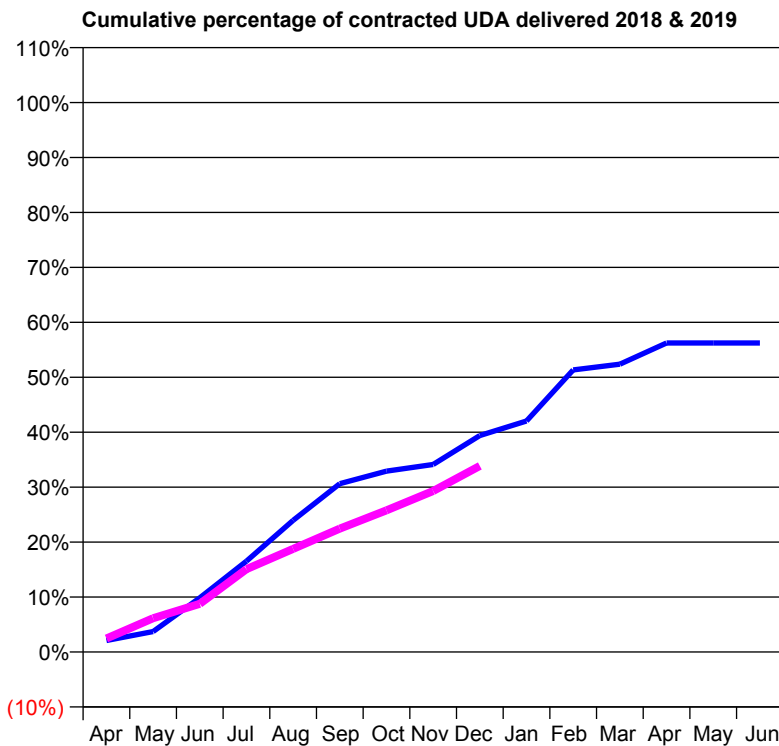
18/19 Contracted general activity (UDA)	570
Carry forward general activity (UDA)	0
18/19 Contracted orthodontic activity (UOA)	0
Carry forward orthodontic activity (UOA)	0
Baseline contract value	£12,881.11

ACCESS*

Patients seen in 24 months	Total	Change since previous quarter
Quarter ending December 2017	144	
Quarter ending March 2018	133	↓
Quarter ending June 2018	136	↑
Quarter ending September 2018	136	→
Quarter ending December 2018	125	↓
Variance since December 2017	(13.2%)	↓



ACTIVITY



Adjusted Scheduled Activity (UDA)		
Month	2018	2019
April	12	14
May	21	35
June	56	50
July	94	86
August	137	107
September	175	128
October	188	147
November	195	167
December	225	193
January	240	
February	293	
March	299	
April	321	
May	321	
June	321	

QUALITY

	Quantity	Base Number	Contract	AT	Region	England
% of FP17s for the same patient ID Re-attending within 3 months - Children	7	121	5.8%	9.5%	11.3%	11.8%
% of FP17s for the same patient ID Re-attending within 3 months - Adults	4	37	10.8%	15.0%	15.3%	15.6%
% of FP17s for the same patient ID Re-attending between 3 & 9 months - Children	52	121	43.0%	59.9%	61.1%	58.8%
% of FP17s for the same patient ID Re-attending between 3 & 9 months - Adults	19	37	51.4%	51.5%	52.4%	51.0%
% of FP17s for Band 1 Urgent Courses	0	141	0.0%	9.4%	9.5%	9.0%
% of FP17s Relating to Free Repair or Replacements	0	141	0.0%	0.5%	0.7%	0.8%
% of FP17s Relating to Continuations	0	141	0.0%	0.8%	0.8%	0.9%
% of Patients satisfied with the dentistry they have received	0	0	N/A	92.5%	93.1%	93.2%
% of Patients satisfied with the time they had to wait for an appointment	0	0	N/A	88.5%	87.8%	88.3%

* This is based on patients treated on this contract for their most recent course of treatment. Figures in italics indicate the base number of FP17s or Patient Questionnaire responses are less than 100. N/A is shown where the base number of responses is less than 10 during the period. % is calculated as Quantity/Base number*100

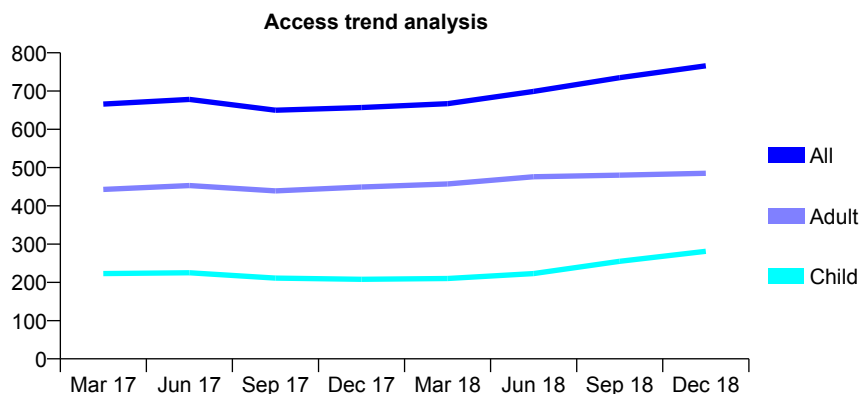
Q68 - Vital Signs At a Glance Contract Report for 121371/0007 - December 2018

Name or company name	Sussex Community NHS Trust
Contract type name	PDS Contract
Purpose of contract	General
Contract start date	01/04/2011
Contract end date	31/03/2019

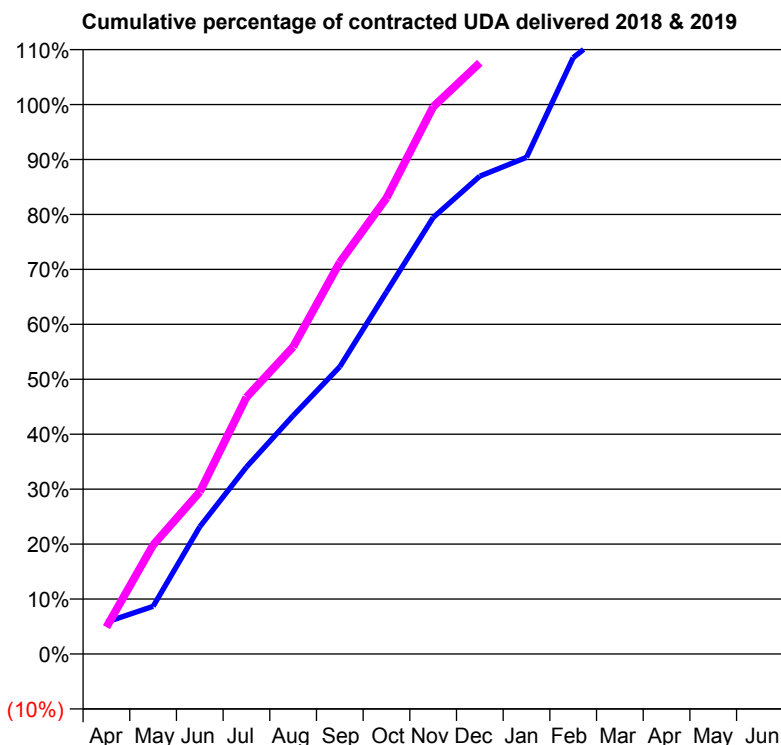
18/19 Contracted general activity (UDA)	1,320
Carry forward general activity (UDA)	0
18/19 Contracted orthodontic activity (UOA)	0
Carry forward orthodontic activity (UOA)	0
Baseline contract value	£141,246.27

ACCESS*

Patients seen in 24 months	Total	Change since previous quarter
Quarter ending December 2017	657	
Quarter ending March 2018	667	→
Quarter ending June 2018	699	↑
Quarter ending September 2018	735	↑
Quarter ending December 2018	766	↑
Variance since December 2017	16.6%	↑



ACTIVITY



Month	Adjusted Scheduled Activity (UDA)	
	2018	2019
April	77	65
May	115	262
June	306	389
July	449	617
August	573	738
September	690	941
October	870	1,095
November	1,049	1,314
December	1,148	1,420
January	1,193	
February	1,433	
March	1,520	
April	1,592	
May	1,587	
June	1,587	

QUALITY

	Quantity	Base Number	Contract	AT	Region	England
% of FP17s for the same patient ID Re-attending within 3 months - Children	26	383	6.8%	9.5%	11.3%	11.8%
% of FP17s for the same patient ID Re-attending within 3 months - Adults	65	509	12.8%	15.0%	15.3%	15.6%
% of FP17s for the same patient ID Re-attending between 3 & 9 months - Children	118	383	30.8%	59.9%	61.1%	58.8%
% of FP17s for the same patient ID Re-attending between 3 & 9 months - Adults	262	509	51.5%	51.5%	52.4%	51.0%
% of FP17s for Band 1 Urgent Courses	31	842	3.7%	9.4%	9.5%	9.0%
% of FP17s Relating to Free Repair or Replacements	0	842	0.0%	0.5%	0.7%	0.8%
% of FP17s Relating to Continuations	4	842	0.5%	0.8%	0.8%	0.9%
% of Patients satisfied with the dentistry they have received	1	1	N/A	92.5%	93.1%	93.2%
% of Patients satisfied with the time they had to wait for an appointment	1	1	N/A	88.5%	87.8%	88.3%

* This is based on patients treated on this contract for their most recent course of treatment. Figures in italics indicate the base number of FP17s or Patient Questionnaire responses are less than 100. N/A is shown where the base number of responses is less than 10 during the period. % is calculated as Quantity/Base number*100

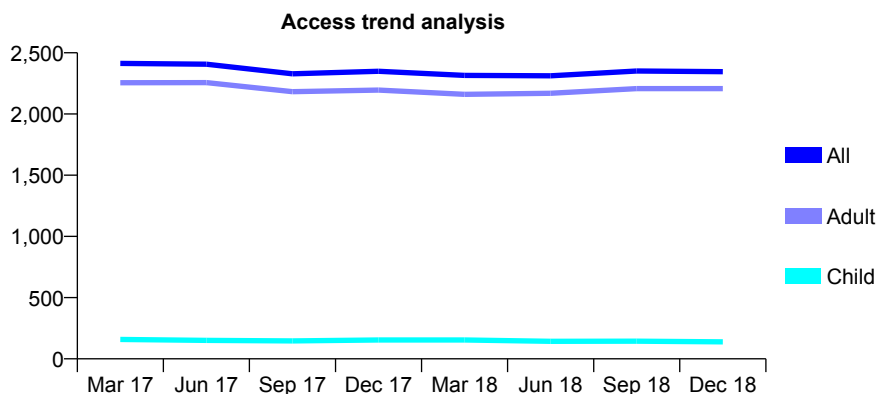
Q68 - Vital Signs At a Glance Contract Report for 121371/0009 - December 2018

Name or company name	Sussex Community NHS Trust
Contract type name	PDS Contract
Purpose of contract	General
Contract start date	01/04/2011
Contract end date	31/03/2019

18/19 Contracted general activity (UDA)	4,000
Carry forward general activity (UDA)	0
18/19 Contracted orthodontic activity (UOA)	0
Carry forward orthodontic activity (UOA)	0
Baseline contract value	£241,347.11

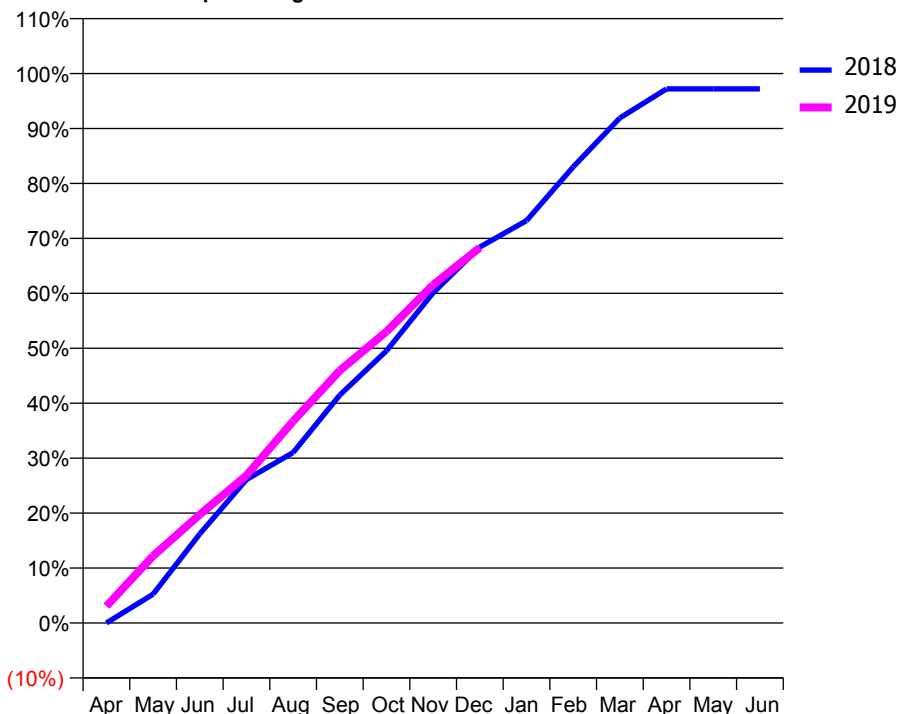
ACCESS*

Patients seen in 24 months	Total	Change since previous quarter
Quarter ending December 2017	2,349	
Quarter ending March 2018	2,315	↓
Quarter ending June 2018	2,312	→
Quarter ending September 2018	2,351	→
Quarter ending December 2018	2,346	→
Variance since December 2017	(0.1%)	→



ACTIVITY

Cumulative percentage of contracted UDA delivered 2018 & 2019



Month	Adjusted Scheduled Activity (UDA)	
	2018	2019
April	0	122
May	210	488
June	649	790
July	1,044	1,074
August	1,241	1,469
September	1,660	1,838
October	1,981	2,121
November	2,404	2,462
December	2,737	2,733
January	2,929	
February	3,320	
March	3,677	
April	3,888	
May	3,888	
June	3,888	

QUALITY

	Quantity	Base Number	Contract	AT	Region	England
% of FP17s for the same patient ID Re-attending within 3 months - Children	6	210	2.9%	9.5%	11.3%	11.8%
% of FP17s for the same patient ID Re-attending within 3 months - Adults	128	2,299	5.6%	15.0%	15.3%	15.6%
% of FP17s for the same patient ID Re-attending between 3 & 9 months - Children	3	210	1.4%	59.9%	61.1%	58.8%
% of FP17s for the same patient ID Re-attending between 3 & 9 months - Adults	95	2,299	4.1%	51.5%	52.4%	51.0%
% of FP17s for Band 1 Urgent Courses	2,309	2,310	100.0%	9.4%	9.5%	9.0%
% of FP17s Relating to Free Repair or Replacements	0	2,310	0.0%	0.5%	0.7%	0.8%
% of FP17s Relating to Continuations	0	2,310	0.0%	0.8%	0.8%	0.9%
% of Patients satisfied with the dentistry they have received	1	1	N/A	92.5%	93.1%	93.2%
% of Patients satisfied with the time they had to wait for an appointment	1	1	N/A	88.5%	87.8%	88.3%

* This is based on patients treated on this contract for their most recent course of treatment. Figures in italics indicate the base number of FP17s or Patient Questionnaire responses are less than 100. N/A is shown where the base number of responses is less than 10 during the period. % is calculated as Quantity/Base number*100

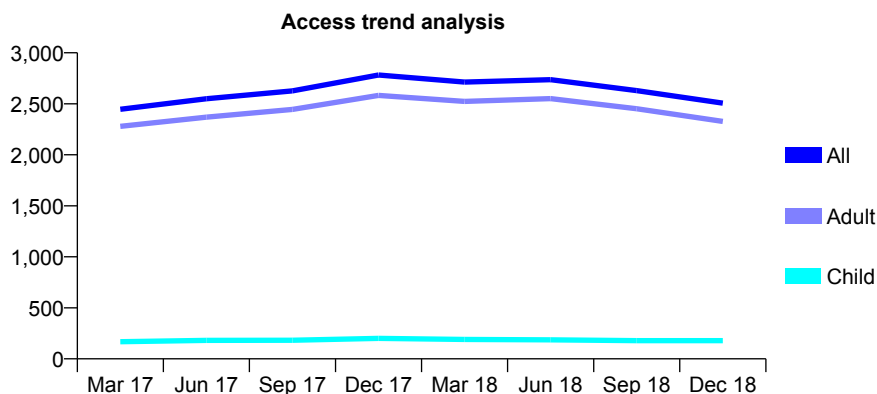
Q68 - Vital Signs At a Glance Contract Report for 121371/0010 - December 2018

Name or company name	Sussex Community NHS Trust
Contract type name	PDS Contract
Purpose of contract	General
Contract start date	01/04/2011
Contract end date	31/03/2019

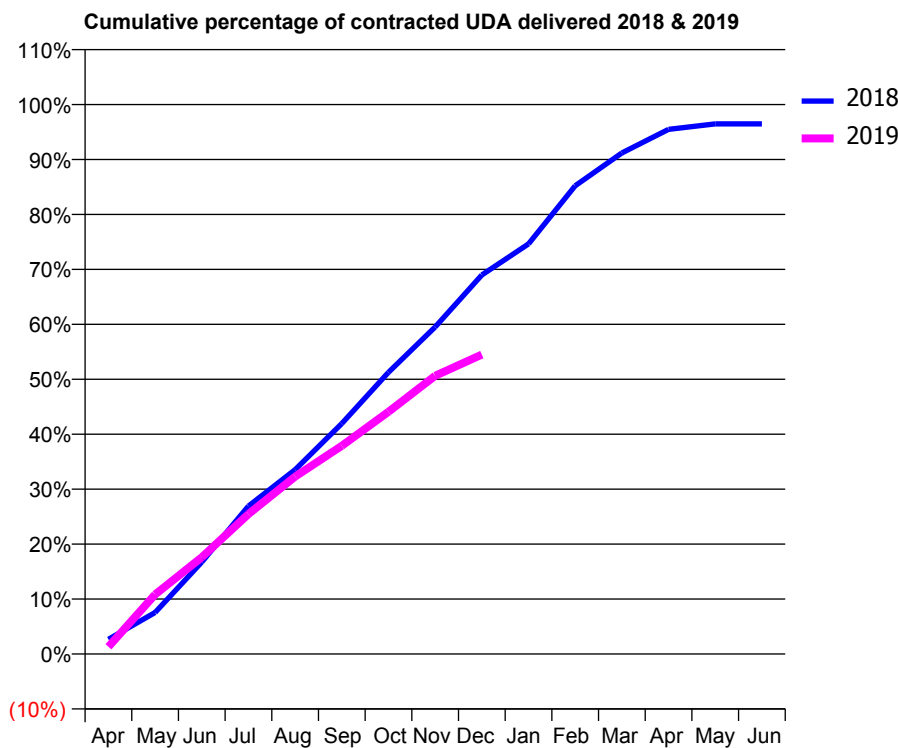
18/19 Contracted general activity (UDA)	4,000
Carry forward general activity (UDA)	0
18/19 Contracted orthodontic activity (UOA)	0
Carry forward orthodontic activity (UOA)	0
Baseline contract value	£203,346.52

ACCESS*

Patients seen in 24 months	Total	Change since previous quarter
Quarter ending December 2017	2,782	
Quarter ending March 2018	2,713	↓
Quarter ending June 2018	2,737	→
Quarter ending September 2018	2,630	↓
Quarter ending December 2018	2,507	↓
Variance since December 2017	(9.9%)	↓



ACTIVITY



Adjusted Scheduled Activity (UDA)		
Month	2018	2019
April	107	53
May	302	433
June	670	704
July	1,077	1,019
August	1,342	1,291
September	1,678	1,516
October	2,050	1,763
November	2,380	2,025
December	2,759	2,180
January	2,985	
February	3,409	
March	3,647	
April	3,819	
May	3,859	
June	3,859	

QUALITY

	Quantity	Base Number	Contract	AT	Region	England
% of FP17s for the same patient ID Re-attending within 3 months - Children	3	190	1.6%	9.5%	11.3%	11.8%
% of FP17s for the same patient ID Re-attending within 3 months - Adults	92	1,842	5.0%	15.0%	15.3%	15.6%
% of FP17s for the same patient ID Re-attending between 3 & 9 months - Children	2	190	1.1%	59.9%	61.1%	58.8%
% of FP17s for the same patient ID Re-attending between 3 & 9 months - Adults	68	1,842	3.7%	51.5%	52.4%	51.0%
% of FP17s for Band 1 Urgent Courses	1,833	1,835	99.9%	9.4%	9.5%	9.0%
% of FP17s Relating to Free Repair or Replacements	0	1,835	0.0%	0.5%	0.7%	0.8%
% of FP17s Relating to Continuations	0	1,835	0.0%	0.8%	0.8%	0.9%
% of Patients satisfied with the dentistry they have received	1	1	N/A	92.5%	93.1%	93.2%
% of Patients satisfied with the time they had to wait for an appointment	1	1	N/A	88.5%	87.8%	88.3%

* This is based on patients treated on this contract for their most recent course of treatment. Figures in italics indicate the base number of FP17s or Patient Questionnaire responses are less than 100. N/A is shown where the base number of responses is less than 10 during the period. % is calculated as Quantity/Base number*100

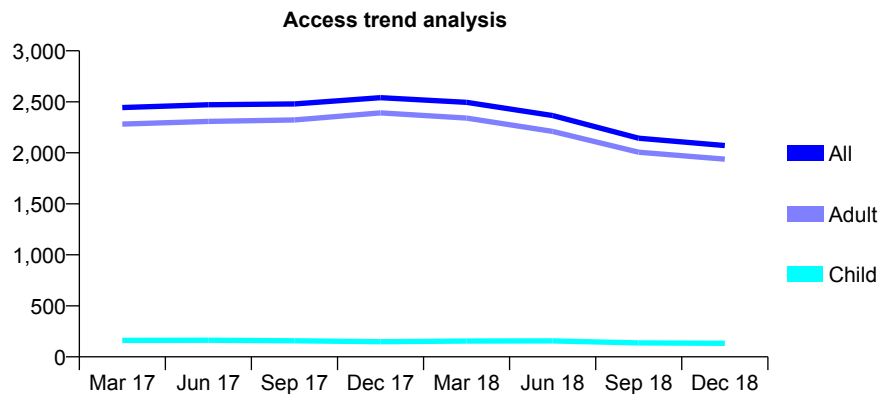
Q68 - Vital Signs At a Glance Contract Report for 121371/0011 - December 2018

Name or company name	Sussex Community NHS Trust
Contract type name	PDS Contract
Purpose of contract	General
Contract start date	01/04/2011
Contract end date	31/03/2019

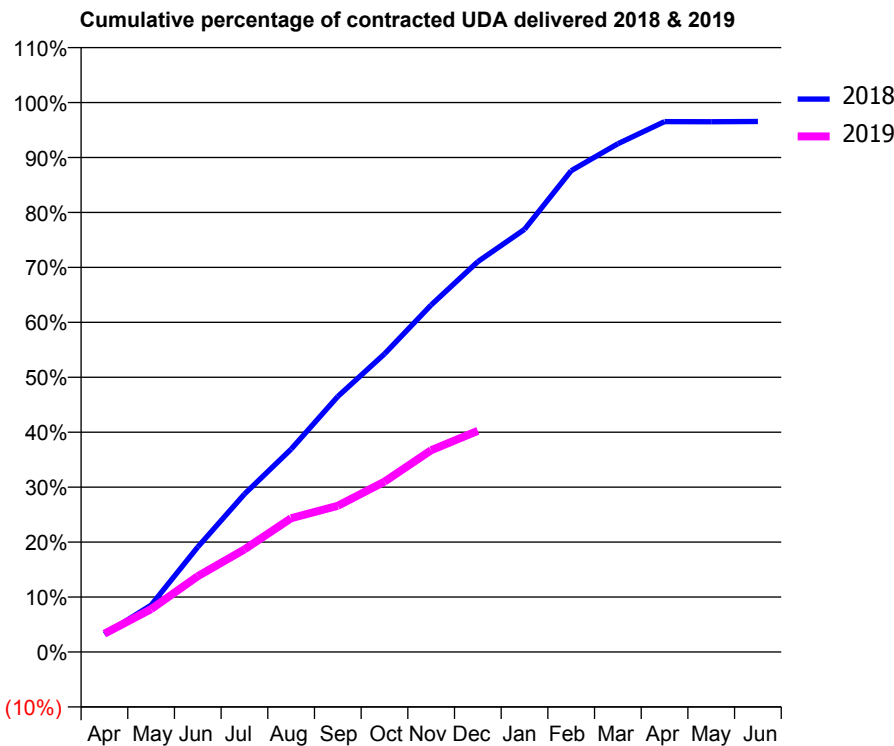
18/19 Contracted general activity (UDA)	4,000
Carry forward general activity (UDA)	0
18/19 Contracted orthodontic activity (UOA)	0
Carry forward orthodontic activity (UOA)	0
Baseline contract value	£224,429.16

ACCESS*

Patients seen in 24 months	Total	Change since previous quarter
Quarter ending December 2017	2,540	
Quarter ending March 2018	2,495	↓
Quarter ending June 2018	2,366	↓
Quarter ending September 2018	2,143	↓
Quarter ending December 2018	2,071	↓
Variance since December 2017	(18.5%)	↓



ACTIVITY



Month	Adjusted Scheduled Activity (UDA)	
	2018	2019
April	128	133
May	341	312
June	764	552
July	1,150	747
August	1,477	974
September	1,860	1,064
October	2,170	1,240
November	2,526	1,469
December	2,842	1,609
January	3,077	
February	3,504	
March	3,700	
April	3,861	
May	3,860	
June	3,862	

QUALITY

	Quantity	Base Number	Contract	AT	Region	England
% of FP17s for the same patient ID Re-attending within 3 months - Children	5	154	3.2%	9.5%	11.3%	11.8%
% of FP17s for the same patient ID Re-attending within 3 months - Adults	24	1,343	1.8%	15.0%	15.3%	15.6%
% of FP17s for the same patient ID Re-attending between 3 & 9 months - Children	1	154	0.6%	59.9%	61.1%	58.8%
% of FP17s for the same patient ID Re-attending between 3 & 9 months - Adults	36	1,343	2.7%	51.5%	52.4%	51.0%
% of FP17s for Band 1 Urgent Courses	1,337	1,340	99.8%	9.4%	9.5%	9.0%
% of FP17s Relating to Free Repair or Replacements	0	1,340	0.0%	0.5%	0.7%	0.8%
% of FP17s Relating to Continuations	0	1,340	0.0%	0.8%	0.8%	0.9%
% of Patients satisfied with the dentistry they have received	0	0	N/A	92.5%	93.1%	93.2%
% of Patients satisfied with the time they had to wait for an appointment	0	0	N/A	88.5%	87.8%	88.3%

* This is based on patients treated on this contract for their most recent course of treatment. Figures in italics indicate the base number of FP17s or Patient Questionnaire responses are less than 100. N/A is shown where the base number of responses is less than 10 during the period. % is calculated as Quantity/Base number*100

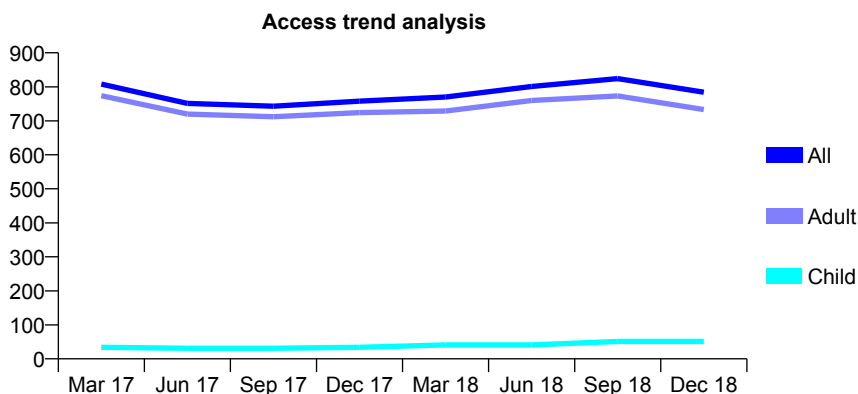
Q68 - Vital Signs At a Glance Contract Report for 121371/0012 - December 2018

Name or company name	Sussex Community NHS Trust
Contract type name	PDS Contract
Purpose of contract	General
Contract start date	01/04/2011
Contract end date	31/03/2019

18/19 Contracted general activity (UDA)	1,500
Carry forward general activity (UDA)	0
18/19 Contracted orthodontic activity (UOA)	0
Carry forward orthodontic activity (UOA)	0
Baseline contract value	£118,442.39

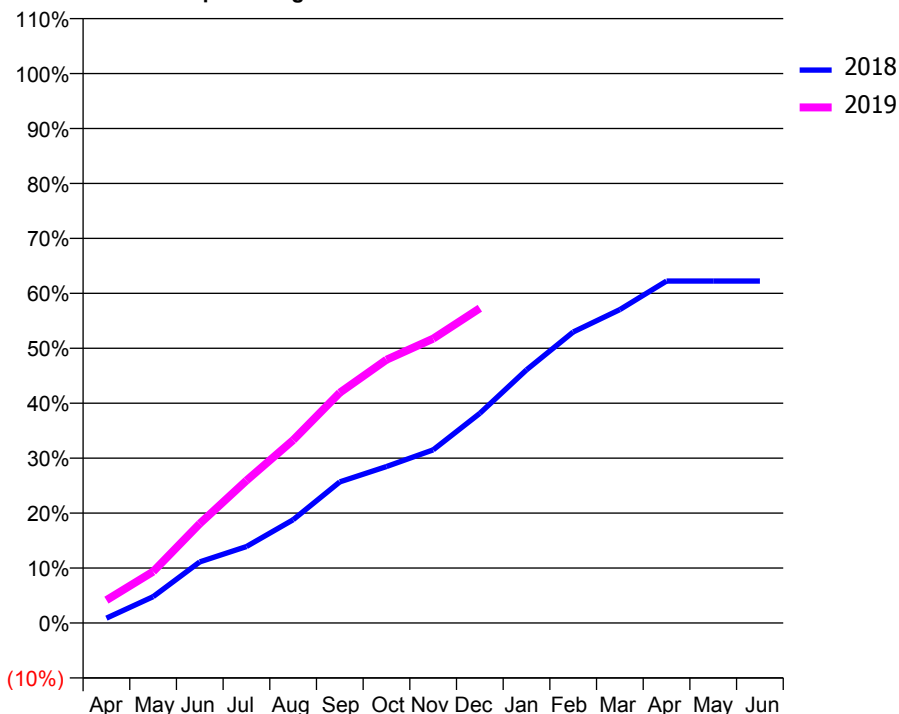
ACCESS*

Patients seen in 24 months	Total	Change since previous quarter
Quarter ending December 2017	758	
Quarter ending March 2018	770	→
Quarter ending June 2018	801	↑
Quarter ending September 2018	824	↑
Quarter ending December 2018	784	↓
Variance since December 2017	3.4%	↑



ACTIVITY

Cumulative percentage of contracted UDA delivered 2018 & 2019



Month	Adjusted Scheduled Activity (UDA)	
	2018	2019
April	13	62
May	72	140
June	167	271
July	209	389
August	282	499
September	385	629
October	427	719
November	473	776
December	572	859
January	691	
February	794	
March	856	
April	934	
May	934	
June	934	

QUALITY

	Quantity	Base Number	Contract	AT	Region	England
% of FP17s for the same patient ID Re-attending within 3 months - Children	0	78	0.0%	9.5%	11.3%	11.8%
% of FP17s for the same patient ID Re-attending within 3 months - Adults	6	704	0.9%	15.0%	15.3%	15.6%
% of FP17s for the same patient ID Re-attending between 3 & 9 months - Children	1	78	1.3%	59.9%	61.1%	58.8%
% of FP17s for the same patient ID Re-attending between 3 & 9 months - Adults	10	704	1.4%	51.5%	52.4%	51.0%
% of FP17s for Band 1 Urgent Courses	712	714	99.7%	9.4%	9.5%	9.0%
% of FP17s Relating to Free Repair or Replacements	0	714	0.0%	0.5%	0.7%	0.8%
% of FP17s Relating to Continuations	0	714	0.0%	0.8%	0.8%	0.9%
% of Patients satisfied with the dentistry they have received	1	1	N/A	92.5%	93.1%	93.2%
% of Patients satisfied with the time they had to wait for an appointment	1	1	N/A	88.5%	87.8%	88.3%

* This is based on patients treated on this contract for their most recent course of treatment. Figures in italics indicate the base number of FP17s or Patient Questionnaire responses are less than 100. N/A is shown where the base number of responses is less than 10 during the period. % is calculated as Quantity/Base number*100

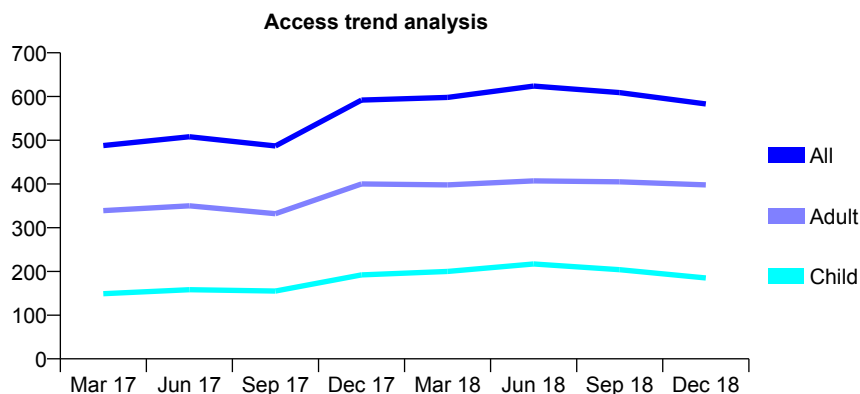
Q68 - Vital Signs At a Glance Contract Report for 121371/0014 - December 2018

Name or company name	Sussex Community NHS Trust
Contract type name	PDS Contract
Purpose of contract	General
Contract start date	01/04/2011
Contract end date	31/03/2019

18/19 Contracted general activity (UDA)	2,425
Carry forward general activity (UDA)	0
18/19 Contracted orthodontic activity (UOA)	0
Carry forward orthodontic activity (UOA)	0
Baseline contract value	£13,620.05

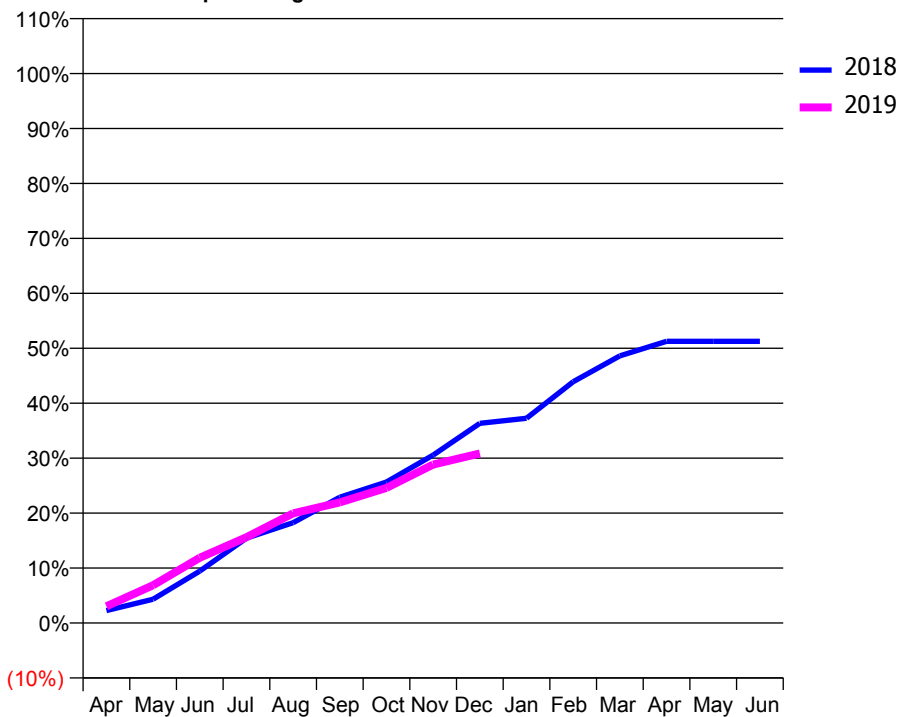
ACCESS*

Patients seen in 24 months	Total	Change since previous quarter
Quarter ending December 2017	592	
Quarter ending March 2018	598	→
Quarter ending June 2018	624	↑
Quarter ending September 2018	609	↓
Quarter ending December 2018	583	↓
Variance since December 2017	(1.5%)	↓



ACTIVITY

Cumulative percentage of contracted UDA delivered 2018 & 2019



Month	Adjusted Scheduled Activity (UDA)	
	2018	2019
April	55	74
May	105	167
June	229	288
July	374	379
August	443	484
September	555	532
October	622	596
November	741	699
December	881	748
January	903	
February	1,065	
March	1,179	
April	1,243	
May	1,243	
June	1,243	

QUALITY

	Quantity	Base Number	Contract	AT	Region	England
% of FP17s for the same patient ID Re-attending within 3 months - Children	11	198	5.6%	9.5%	11.3%	11.8%
% of FP17s for the same patient ID Re-attending within 3 months - Adults	27	319	8.5%	15.0%	15.3%	15.6%
% of FP17s for the same patient ID Re-attending between 3 & 9 months - Children	67	198	33.8%	59.9%	61.1%	58.8%
% of FP17s for the same patient ID Re-attending between 3 & 9 months - Adults	143	319	44.8%	51.5%	52.4%	51.0%
% of FP17s for Band 1 Urgent Courses	11	480	2.3%	9.4%	9.5%	9.0%
% of FP17s Relating to Free Repair or Replacements	0	480	0.0%	0.5%	0.7%	0.8%
% of FP17s Relating to Continuations	1	480	0.2%	0.8%	0.8%	0.9%
% of Patients satisfied with the dentistry they have received	0	0	N/A	92.5%	93.1%	93.2%
% of Patients satisfied with the time they had to wait for an appointment	0	0	N/A	88.5%	87.8%	88.3%

* This is based on patients treated on this contract for their most recent course of treatment. Figures in italics indicate the base number of FP17s or Patient Questionnaire responses are less than 100. N/A is shown where the base number of responses is less than 10 during the period. % is calculated as Quantity/Base number*100

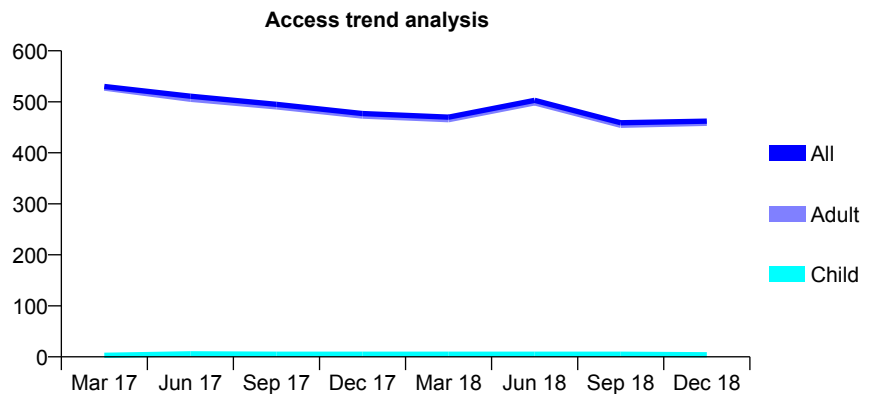
Q68 - Vital Signs At a Glance Contract Report for 121371/0015 - December 2018

Name or company name	Sussex Community NHS Trust
Contract type name	PDS Contract
Purpose of contract	General
Contract start date	01/10/2012
Contract end date	31/03/2019

18/19 Contracted general activity (UDA)	1,000
Carry forward general activity (UDA)	0
18/19 Contracted orthodontic activity (UOA)	0
Carry forward orthodontic activity (UOA)	0
Baseline contract value	£86,580.20

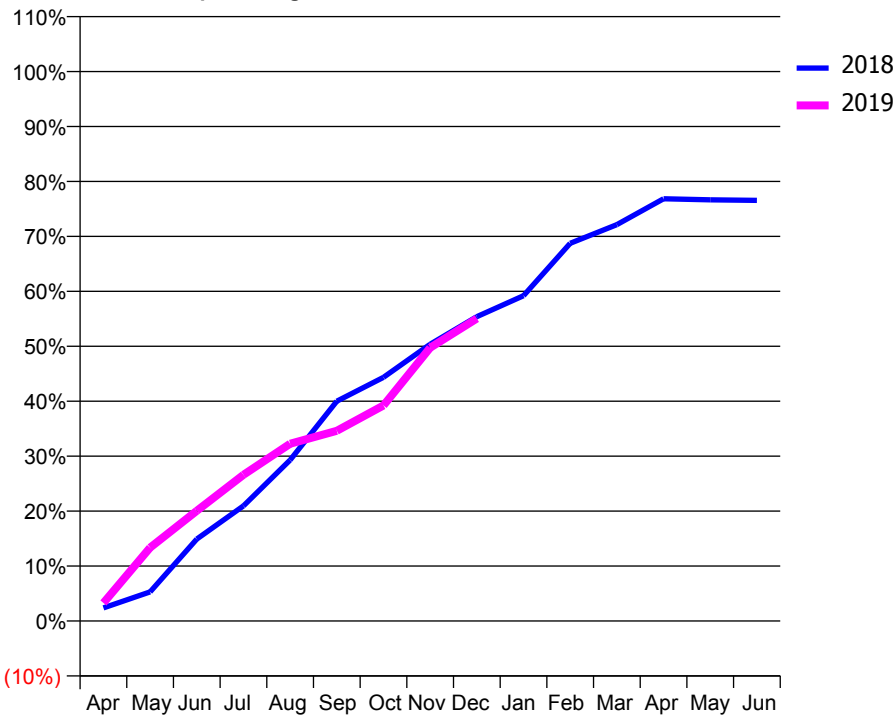
ACCESS*

Patients seen in 24 months	Total	Change since previous quarter
Quarter ending December 2017	477	
Quarter ending March 2018	470	↓
Quarter ending June 2018	503	↑
Quarter ending September 2018	459	↓
Quarter ending December 2018	462	→
Variance since December 2017	(3.1%)	↓



ACTIVITY

Cumulative percentage of contracted UDA delivered 2018 & 2019



Month	2018	2019
April	24	33
May	53	134
June	149	201
July	210	266
August	293	323
September	400	346
October	443	392
November	504	497
December	554	551
January	592	
February	687	
March	721	
April	768	
May	766	
June	765	

QUALITY

	Quantity	Base Number	Contract	AT	Region	England
% of FP17s for the same patient ID Re-attending within 3 months - Children	0	4	0.0%	9.5%	11.3%	11.8%
% of FP17s for the same patient ID Re-attending within 3 months - Adults	6	239	2.5%	15.0%	15.3%	15.6%
% of FP17s for the same patient ID Re-attending between 3 & 9 months - Children	1	4	25.0%	59.9%	61.1%	58.8%
% of FP17s for the same patient ID Re-attending between 3 & 9 months - Adults	34	239	14.2%	51.5%	52.4%	51.0%
% of FP17s for Band 1 Urgent Courses	18	231	7.8%	9.4%	9.5%	9.0%
% of FP17s Relating to Free Repair or Replacements	5	231	2.2%	0.5%	0.7%	0.8%
% of FP17s Relating to Continuations	0	231	0.0%	0.8%	0.8%	0.9%
% of Patients satisfied with the dentistry they have received	0	0	N/A	92.5%	93.1%	93.2%
% of Patients satisfied with the time they had to wait for an appointment	0	0	N/A	88.5%	87.8%	88.3%

* This is based on patients treated on this contract for their most recent course of treatment. Figures in italics indicate the base number of FP17s or Patient Questionnaire responses are less than 100. N/A is shown where the base number of responses is less than 10 during the period. % is calculated as Quantity/Base number*100

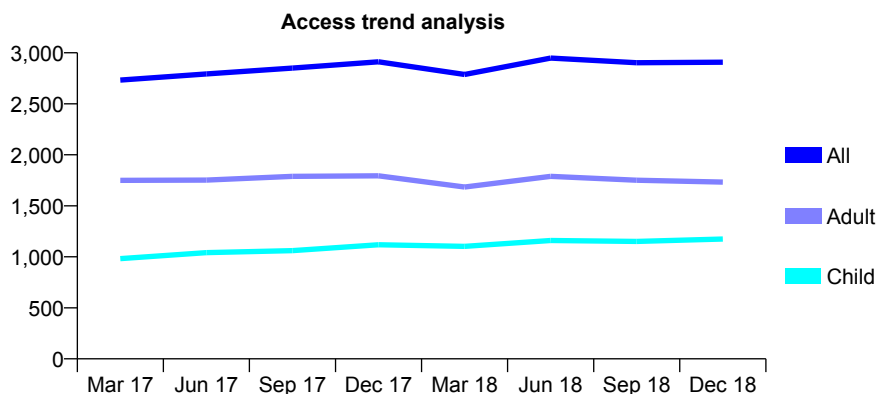
Q68 - Vital Signs At a Glance Contract Report for 122327/0001 - December 2018

Name or company name	Mr O Adelstone, Mr M Patel and Ms P Pate
Contract type name	GDS Contract
Purpose of contract	General
Contract start date	05/02/2014
Contract end date	

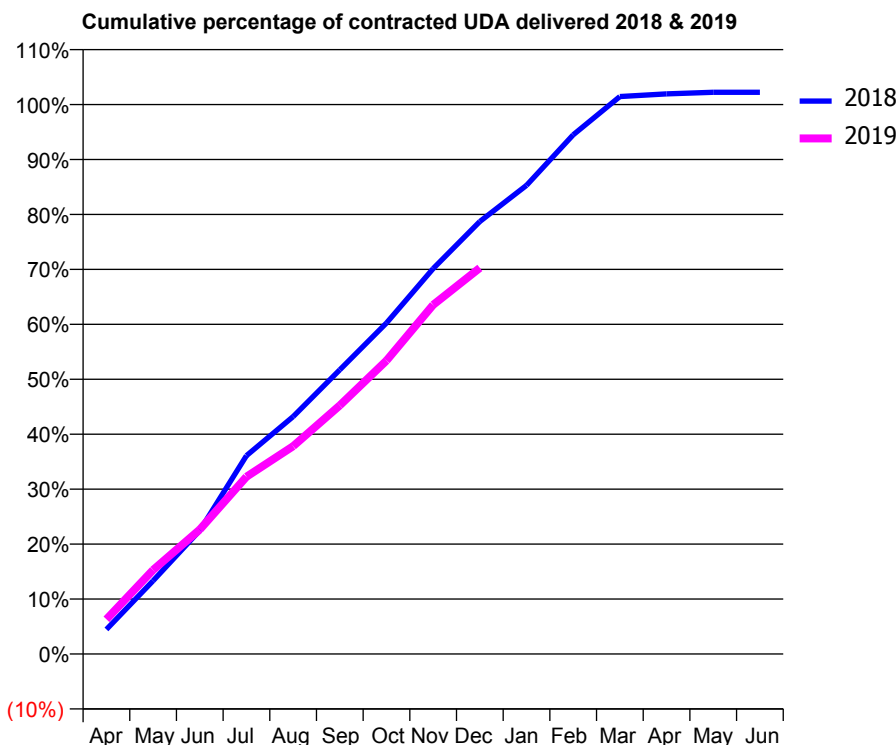
18/19 Contracted general activity (UDA)	9,500
Carry forward general activity (UDA)	0
18/19 Contracted orthodontic activity (UOA)	0
Carry forward orthodontic activity (UOA)	0
Baseline contract value	£259,391.01

ACCESS*

Patients seen in 24 months	Total	Change since previous quarter
Quarter ending December 2017	2,912	
Quarter ending March 2018	2,787	↓
Quarter ending June 2018	2,949	↑
Quarter ending September 2018	2,902	↓
Quarter ending December 2018	2,908	→
Variance since December 2017	(0.1%)	→



ACTIVITY



Month	Adjusted Scheduled Activity (UDA)	
	2018	2019
April	425	600
May	1,267	1,452
June	2,135	2,151
July	3,430	3,065
August	4,105	3,594
September	4,914	4,298
October	5,722	5,072
November	6,663	6,037
December	7,478	6,675
January	8,101	
February	8,977	
March	9,637	
April	9,684	
May	9,711	
June	9,711	

QUALITY

	Quantity	Base Number	Contract	AT	Region	England
% of FP17s for the same patient ID Re-attending within 3 months - Children	63	1,251	5.0%	9.5%	11.3%	11.8%
% of FP17s for the same patient ID Re-attending within 3 months - Adults	95	1,297	7.3%	15.0%	15.3%	15.6%
% of FP17s for the same patient ID Re-attending between 3 & 9 months - Children	728	1,251	58.2%	59.9%	61.1%	58.8%
% of FP17s for the same patient ID Re-attending between 3 & 9 months - Adults	455	1,297	35.1%	51.5%	52.4%	51.0%
% of FP17s for Band 1 Urgent Courses	110	2,509	4.4%	9.4%	9.5%	9.0%
% of FP17s Relating to Free Repair or Replacements	0	2,509	0.0%	0.5%	0.7%	0.8%
% of FP17s Relating to Continuations	6	2,509	0.2%	0.8%	0.8%	0.9%
% of Patients satisfied with the dentistry they have received	4	4	N/A	92.5%	93.1%	93.2%
% of Patients satisfied with the time they had to wait for an appointment	4	4	N/A	88.5%	87.8%	88.3%

* This is based on patients treated on this contract for their most recent course of treatment. Figures in italics indicate the base number of FP17s or Patient Questionnaire responses are less than 100. N/A is shown where the base number of responses is less than 10 during the period. % is calculated as Quantity/Base number*100

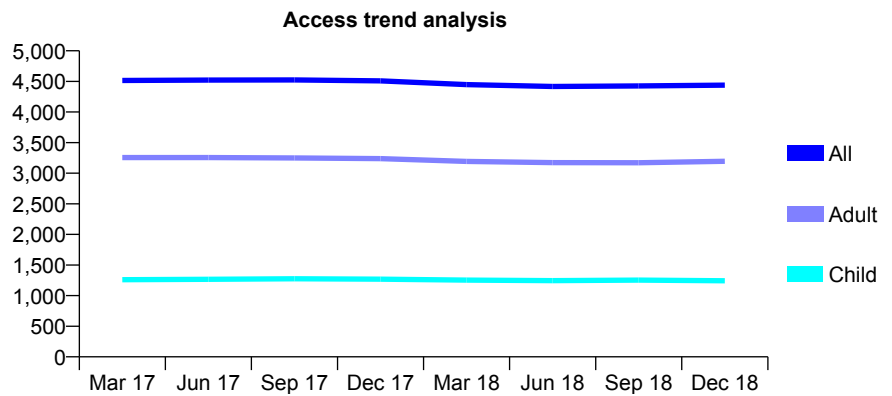
Q68 - Vital Signs At a Glance Contract Report for 122351/0001 - December 2018

Name or company name	DR S KHORAMI LTD
Contract type name	GDS Contract
Purpose of contract	General
Contract start date	01/09/2007
Contract end date	

18/19 Contracted general activity (UDA)	8,828
Carry forward general activity (UDA)	0
18/19 Contracted orthodontic activity (UOA)	0
Carry forward orthodontic activity (UOA)	0
Baseline contract value	£241,316.27

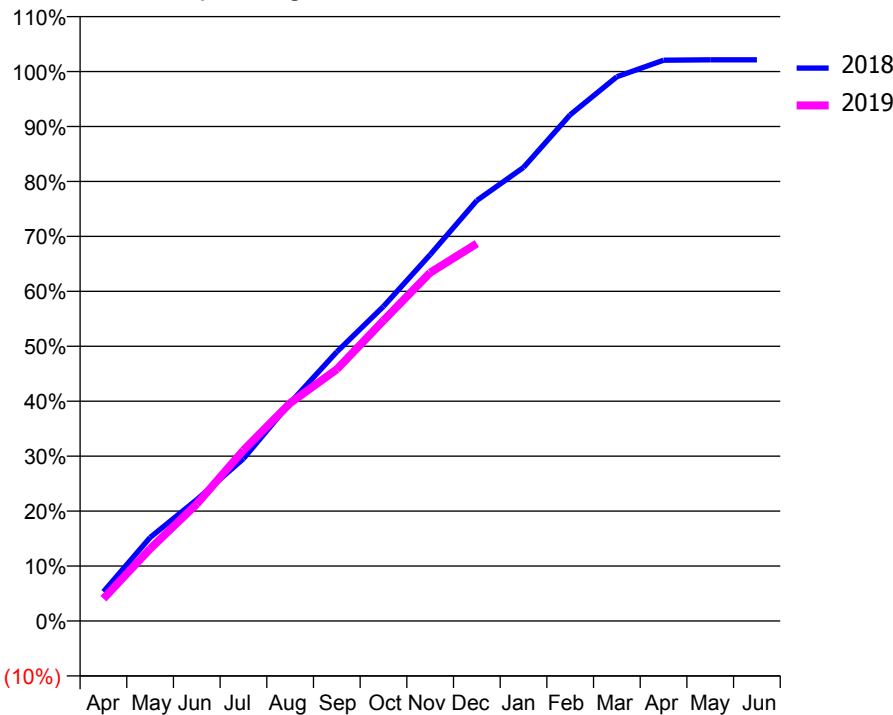
ACCESS*

Patients seen in 24 months	Total	Change since previous quarter
Quarter ending December 2017	4,509	
Quarter ending March 2018	4,447	↓
Quarter ending June 2018	4,418	→
Quarter ending September 2018	4,426	→
Quarter ending December 2018	4,440	→
Variance since December 2017	(1.5%)	↓



ACTIVITY

Cumulative percentage of contracted UDA delivered 2018 & 2019



Month	Adjusted Scheduled Activity (UDA)	
	2018	2019
April	471	358
May	1,342	1,160
June	1,950	1,879
July	2,609	2,743
August	3,503	3,501
September	4,324	4,043
October	5,055	4,827
November	5,887	5,596
December	6,756	6,064
January	7,286	
February	8,134	
March	8,743	
April	9,009	
May	9,015	
June	9,015	

QUALITY

	Quantity	Base Number	Contract	AT	Region	England
% of FP17s for the same patient ID Re-attending within 3 months - Children	82	1,470	5.6%	9.5%	11.3%	11.8%
% of FP17s for the same patient ID Re-attending within 3 months - Adults	549	3,723	14.7%	15.0%	15.3%	15.6%
% of FP17s for the same patient ID Re-attending between 3 & 9 months - Children	988	1,470	67.2%	59.9%	61.1%	58.8%
% of FP17s for the same patient ID Re-attending between 3 & 9 months - Adults	2,222	3,723	59.7%	51.5%	52.4%	51.0%
% of FP17s for Band 1 Urgent Courses	381	4,088	9.3%	9.4%	9.5%	9.0%
% of FP17s Relating to Free Repair or Replacements	14	4,088	0.3%	0.5%	0.7%	0.8%
% of FP17s Relating to Continuations	30	4,088	0.7%	0.8%	0.8%	0.9%
% of Patients satisfied with the dentistry they have received	2	2	N/A	92.5%	93.1%	93.2%
% of Patients satisfied with the time they had to wait for an appointment	2	2	N/A	88.5%	87.8%	88.3%

* This is based on patients treated on this contract for their most recent course of treatment. Figures in italics indicate the base number of FP17s or Patient Questionnaire responses are less than 100. N/A is shown where the base number of responses is less than 10 during the period. % is calculated as Quantity/Base number*100

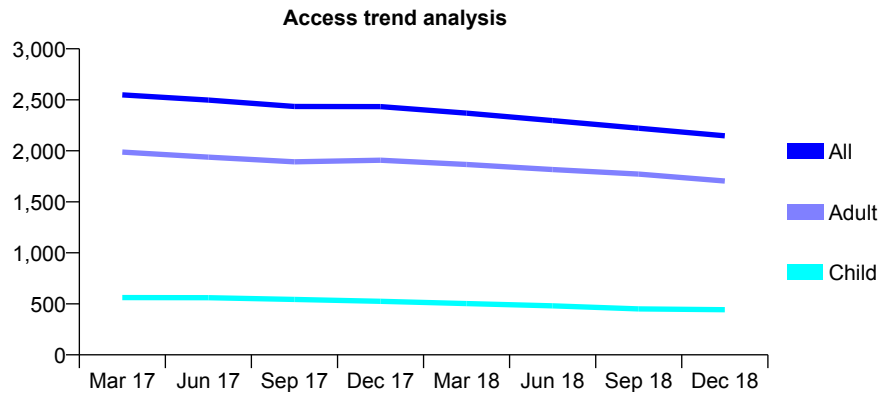
Q68 - Vital Signs At a Glance Contract Report for 122963/0001 - December 2018

Name or company name	Nuvo Dent Ltd
Contract type name	GDS Contract
Purpose of contract	General
Contract start date	01/06/2007
Contract end date	

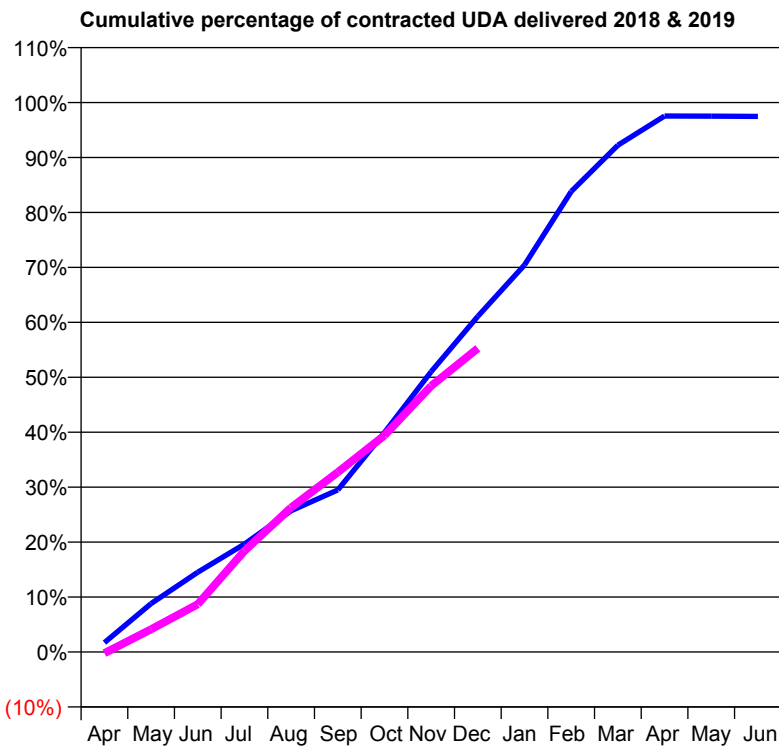
18/19 Contracted general activity (UDA)	7,000
Carry forward general activity (UDA)	176
18/19 Contracted orthodontic activity (UOA)	0
Carry forward orthodontic activity (UOA)	0
Baseline contract value	£228,637.08

ACCESS*

Patients seen in 24 months	Total	Change since previous quarter
Quarter ending December 2017	2,433	
Quarter ending March 2018	2,369	↓
Quarter ending June 2018	2,296	↓
Quarter ending September 2018	2,222	↓
Quarter ending December 2018	2,147	↓
Variance since December 2017	(11.8%)	↓



ACTIVITY



Adjusted Scheduled Activity (UDA)		
Month	2018	2019
April	119	-17
May	618	289
June	1,017	610
July	1,375	1,288
August	1,801	1,841
September	2,066	2,291
October	2,796	2,759
November	3,571	3,389
December	4,276	3,869
January	4,930	
February	5,867	
March	6,455	
April	6,828	
May	6,826	
June	6,823	

QUALITY

	Quantity	Base Number	Contract	AT	Region	England
% of FP17s for the same patient ID Re-attending within 3 months - Children	18	339	5.3%	9.5%	11.3%	11.8%
% of FP17s for the same patient ID Re-attending within 3 months - Adults	135	1,379	9.8%	15.0%	15.3%	15.6%
% of FP17s for the same patient ID Re-attending between 3 & 9 months - Children	182	339	53.7%	59.9%	61.1%	58.8%
% of FP17s for the same patient ID Re-attending between 3 & 9 months - Adults	731	1,379	53.0%	51.5%	52.4%	51.0%
% of FP17s for Band 1 Urgent Courses	98	1,633	6.0%	9.4%	9.5%	9.0%
% of FP17s Relating to Free Repair or Replacements	0	1,633	0.0%	0.5%	0.7%	0.8%
% of FP17s Relating to Continuations	11	1,633	0.7%	0.8%	0.8%	0.9%
% of Patients satisfied with the dentistry they have received	2	2	N/A	92.5%	93.1%	93.2%
% of Patients satisfied with the time they had to wait for an appointment	2	2	N/A	88.5%	87.8%	88.3%

* This is based on patients treated on this contract for their most recent course of treatment. Figures in italics indicate the base number of FP17s or Patient Questionnaire responses are less than 100. N/A is shown where the base number of responses is less than 10 during the period. % is calculated as Quantity/Base number*100

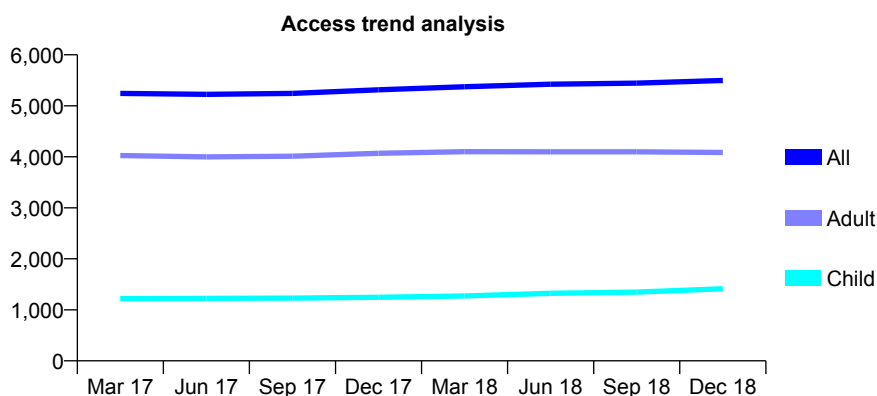
Q68 - Vital Signs At a Glance Contract Report for 123137/0001 - December 2018

Name or company name	South England Dental Practice Partnership
Contract type name	GDS Contract
Purpose of contract	General
Contract start date	01/02/2013
Contract end date	

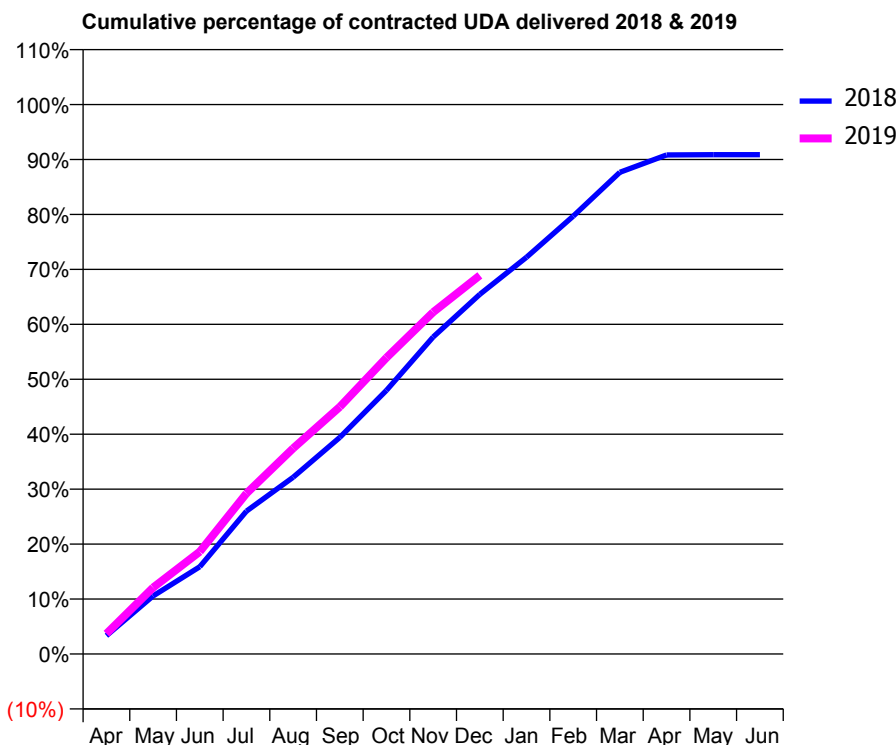
18/19 Contracted general activity (UDA)	14,500
Carry forward general activity (UDA)	0
18/19 Contracted orthodontic activity (UOA)	0
Carry forward orthodontic activity (UOA)	0
Baseline contract value	£397,181.27

ACCESS*

Patients seen in 24 months	Total	Change since previous quarter
Quarter ending December 2017	5,314	
Quarter ending March 2018	5,374	→
Quarter ending June 2018	5,423	→
Quarter ending September 2018	5,445	→
Quarter ending December 2018	5,498	→
Variance since December 2017	3.5%	↑



ACTIVITY



Month	Adjusted Scheduled Activity (UDA)	
	2018	2019
April	484	536
May	1,533	1,754
June	2,303	2,699
July	3,769	4,239
August	4,664	5,427
September	5,715	6,523
October	6,958	7,821
November	8,367	9,020
December	9,490	9,992
January	10,471	
February	11,553	
March	12,712	
April	13,169	
May	13,174	
June	13,176	

QUALITY

	Quantity	Base Number	Contract	AT	Region	England
% of FP17s for the same patient ID Re-attending within 3 months - Children	69	1,253	5.5%	9.5%	11.3%	11.8%
% of FP17s for the same patient ID Re-attending within 3 months - Adults	304	3,128	9.7%	15.0%	15.3%	15.6%
% of FP17s for the same patient ID Re-attending between 3 & 9 months - Children	554	1,253	44.2%	59.9%	61.1%	58.8%
% of FP17s for the same patient ID Re-attending between 3 & 9 months - Adults	1,238	3,128	39.6%	51.5%	52.4%	51.0%
% of FP17s for Band 1 Urgent Courses	319	4,187	7.6%	9.4%	9.5%	9.0%
% of FP17s Relating to Free Repair or Replacements	9	4,187	0.2%	0.5%	0.7%	0.8%
% of FP17s Relating to Continuations	34	4,187	0.8%	0.8%	0.8%	0.9%
% of Patients satisfied with the dentistry they have received	0	0	N/A	92.5%	93.1%	93.2%
% of Patients satisfied with the time they had to wait for an appointment	0	0	N/A	88.5%	87.8%	88.3%

* This is based on patients treated on this contract for their most recent course of treatment. Figures in italics indicate the base number of FP17s or Patient Questionnaire responses are less than 100. N/A is shown where the base number of responses is less than 10 during the period. % is calculated as Quantity/Base number*100

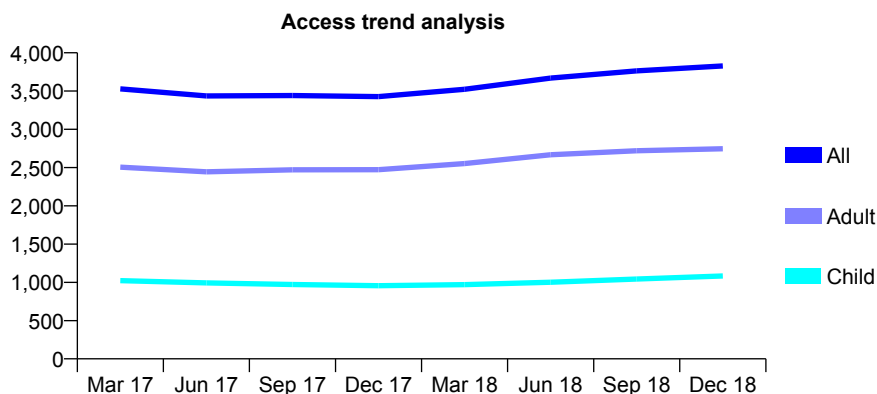
Q68 - Vital Signs At a Glance Contract Report for 123196/0001 - December 2018

Name or company name	Hangleton Dental Practice Limited
Contract type name	GDS Contract
Purpose of contract	General
Contract start date	01/09/2007
Contract end date	

18/19 Contracted general activity (UDA)	11,721
Carry forward general activity (UDA)	0
18/19 Contracted orthodontic activity (UOA)	0
Carry forward orthodontic activity (UOA)	0
Baseline contract value	£304,971.37

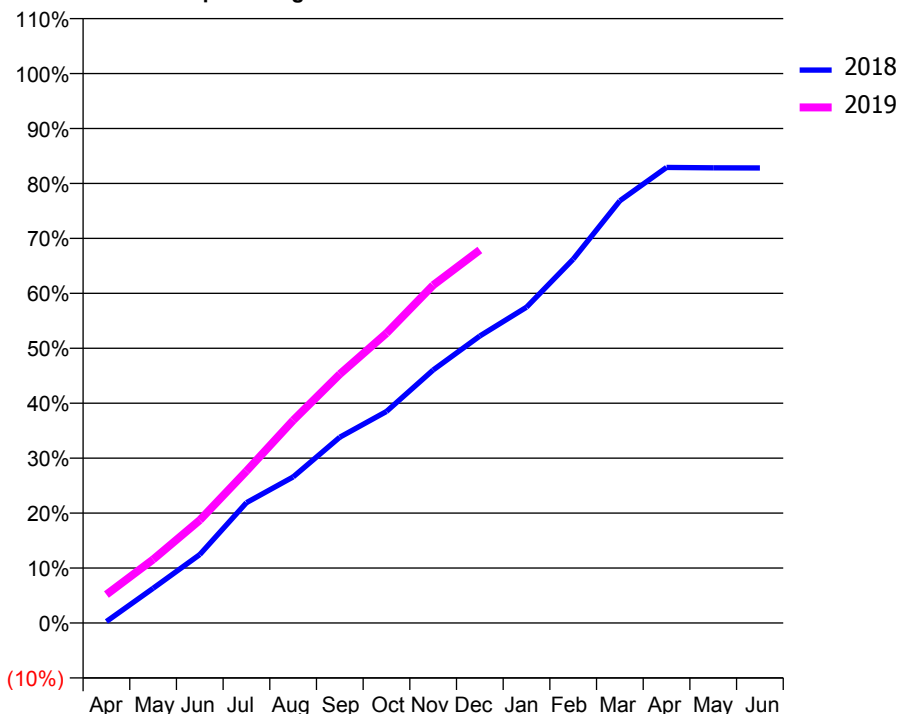
ACCESS*

Patients seen in 24 months	Total	Change since previous quarter
Quarter ending December 2017	3,428	
Quarter ending March 2018	3,523	↑
Quarter ending June 2018	3,670	↑
Quarter ending September 2018	3,763	↑
Quarter ending December 2018	3,829	→
Variance since December 2017	11.7%	↑



ACTIVITY

Cumulative percentage of contracted UDA delivered 2018 & 2019



Adjusted Scheduled Activity (UDA)

Month	2018	2019
April	31	607
May	741	1,354
June	1,460	2,195
July	2,567	3,242
August	3,117	4,323
September	3,963	5,310
October	4,511	6,182
November	5,396	7,205
December	6,122	7,958
January	6,735	
February	7,761	
March	9,007	
April	9,718	
May	9,709	
June	9,706	

QUALITY

	Quantity	Base Number	Contract	AT	Region	England
% of FP17s for the same patient ID Re-attending within 3 months - Children	56	1,112	5.0%	9.5%	11.3%	11.8%
% of FP17s for the same patient ID Re-attending within 3 months - Adults	293	2,716	10.8%	15.0%	15.3%	15.6%
% of FP17s for the same patient ID Re-attending between 3 & 9 months - Children	593	1,112	53.3%	59.9%	61.1%	58.8%
% of FP17s for the same patient ID Re-attending between 3 & 9 months - Adults	1,182	2,716	43.5%	51.5%	52.4%	51.0%
% of FP17s for Band 1 Urgent Courses	319	3,623	8.8%	9.4%	9.5%	9.0%
% of FP17s Relating to Free Repair or Replacements	4	3,623	0.1%	0.5%	0.7%	0.8%
% of FP17s Relating to Continuations	7	3,623	0.2%	0.8%	0.8%	0.9%
% of Patients satisfied with the dentistry they have received	3	3	N/A	92.5%	93.1%	93.2%
% of Patients satisfied with the time they had to wait for an appointment	2	3	N/A	88.5%	87.8%	88.3%

* This is based on patients treated on this contract for their most recent course of treatment. Figures in italics indicate the base number of FP17s or Patient Questionnaire responses are less than 100. N/A is shown where the base number of responses is less than 10 during the period. % is calculated as Quantity/Base number*100

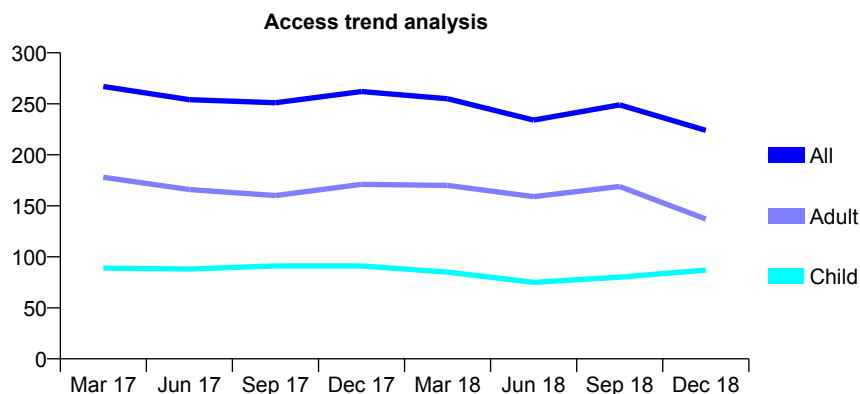
Q68 - Vital Signs At a Glance Contract Report for 123323/0001 - December 2018

Name or company name	Guyver & Patel
Contract type name	GDS Contract
Purpose of contract	General
Contract start date	01/08/2013
Contract end date	

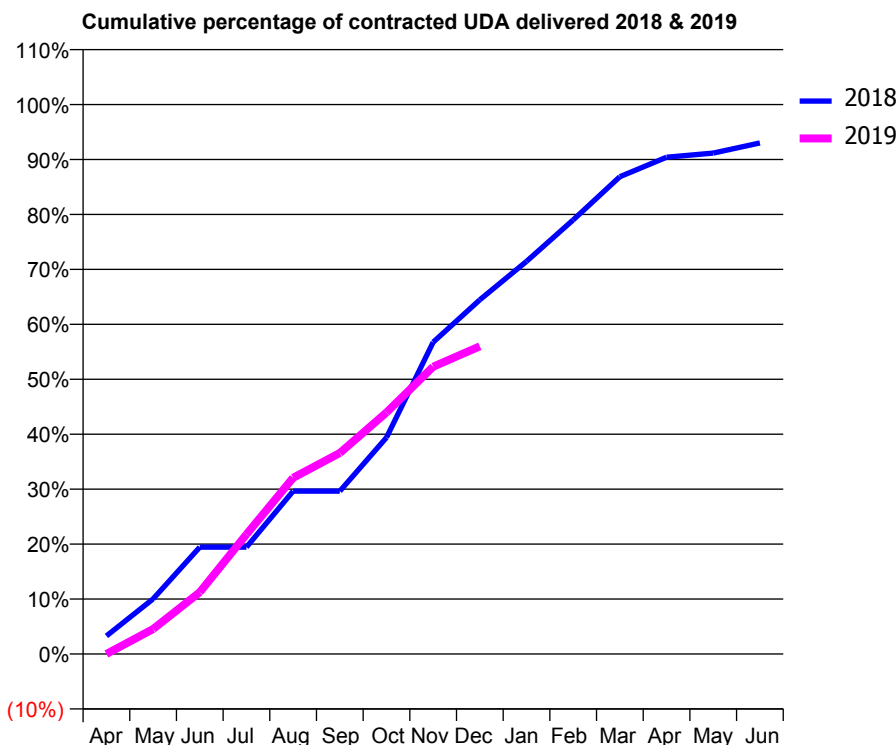
18/19 Contracted general activity (UDA)	820
Carry forward general activity (UDA)	0
18/19 Contracted orthodontic activity (UOA)	0
Carry forward orthodontic activity (UOA)	0
Baseline contract value	£23,189.00

ACCESS*

Patients seen in 24 months	Total	Change since previous quarter
Quarter ending December 2017	262	
Quarter ending March 2018	255	↓
Quarter ending June 2018	234	↓
Quarter ending September 2018	249	↑
Quarter ending December 2018	224	↓
Variance since December 2017	(14.5%)	↓



ACTIVITY



Month	Adjusted Scheduled Activity (UDA)	
	2018	2019
April	27	0
May	82	37
June	159	92
July	159	179
August	243	263
September	243	300
October	323	360
November	465	429
December	529	459
January	586	
February	648	
March	712	
April	741	
May	748	
June	763	

QUALITY

	Quantity	Base Number	Contract	AT	Region	England
% of FP17s for the same patient ID Re-attending within 3 months - Children	3	71	4.2%	9.5%	11.3%	11.8%
% of FP17s for the same patient ID Re-attending within 3 months - Adults	23	106	21.7%	15.0%	15.3%	15.6%
% of FP17s for the same patient ID Re-attending between 3 & 9 months - Children	30	71	42.3%	59.9%	61.1%	58.8%
% of FP17s for the same patient ID Re-attending between 3 & 9 months - Adults	43	106	40.6%	51.5%	52.4%	51.0%
% of FP17s for Band 1 Urgent Courses	16	160	10.0%	9.4%	9.5%	9.0%
% of FP17s Relating to Free Repair or Replacements	0	160	0.0%	0.5%	0.7%	0.8%
% of FP17s Relating to Continuations	2	160	1.3%	0.8%	0.8%	0.9%
% of Patients satisfied with the dentistry they have received	0	0	N/A	92.5%	93.1%	93.2%
% of Patients satisfied with the time they had to wait for an appointment	0	0	N/A	88.5%	87.8%	88.3%

* This is based on patients treated on this contract for their most recent course of treatment. Figures in italics indicate the base number of FP17s or Patient Questionnaire responses are less than 100. N/A is shown where the base number of responses is less than 10 during the period. % is calculated as Quantity/Base number*100

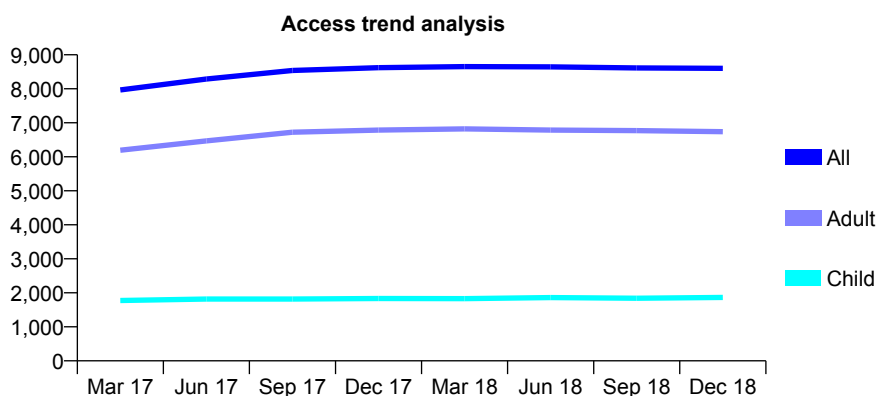
Q68 - Vital Signs At a Glance Contract Report for 123773/0002 - December 2018

Name or company name	Dr Simon J Chard and Dr Meghan Chard
Contract type name	GDS Contract
Purpose of contract	General
Contract start date	07/09/2015
Contract end date	

18/19 Contracted general activity (UDA)	24,746
Carry forward general activity (UDA)	128
18/19 Contracted orthodontic activity (UOA)	0
Carry forward orthodontic activity (UOA)	0
Baseline contract value	£599,784.79

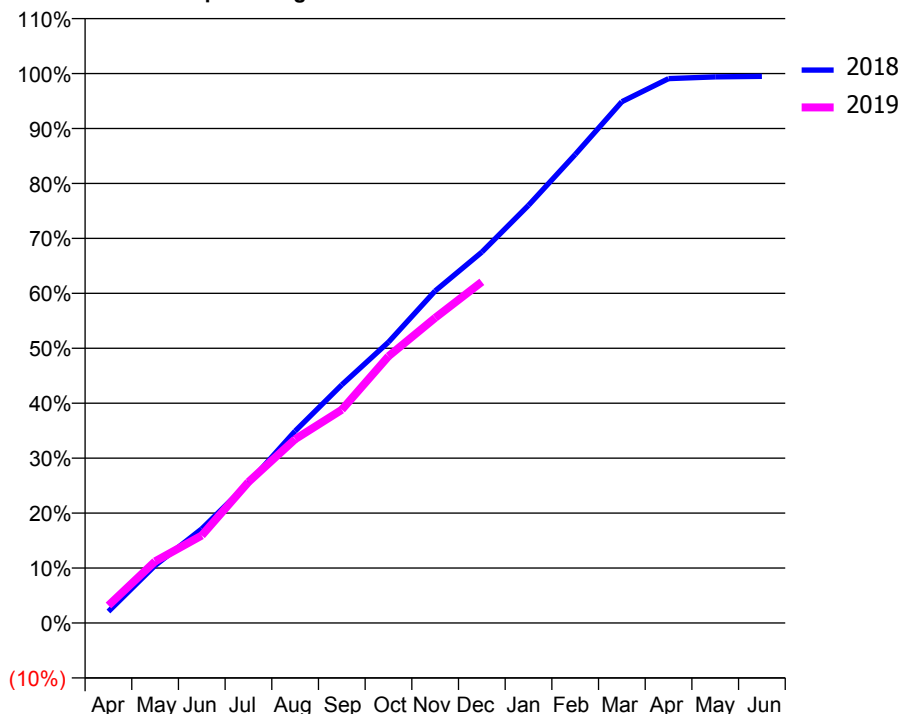
ACCESS*

Patients seen in 24 months	Total	Change since previous quarter
Quarter ending December 2017	8,620	
Quarter ending March 2018	8,653	→
Quarter ending June 2018	8,646	→
Quarter ending September 2018	8,614	→
Quarter ending December 2018	8,602	→
Variance since December 2017	(0.2%)	→



ACTIVITY

Cumulative percentage of contracted UDA delivered 2018 & 2019



Month	Adjusted Scheduled Activity (UDA)	
	2018	2019
April	521	792
May	2,592	2,779
June	4,240	3,939
July	6,301	6,348
August	8,647	8,279
September	10,727	9,602
October	12,651	12,013
November	14,955	13,743
December	16,702	15,362
January	18,809	
February	21,101	
March	23,478	
April	24,513	
May	24,594	
June	24,617	

QUALITY

	Quantity	Base Number	Contract	AT	Region	England
% of FP17s for the same patient ID Re-attending within 3 months - Children	133	2,106	6.3%	9.5%	11.3%	11.8%
% of FP17s for the same patient ID Re-attending within 3 months - Adults	1,318	7,348	17.9%	15.0%	15.3%	15.6%
% of FP17s for the same patient ID Re-attending between 3 & 9 months - Children	1,405	2,106	66.7%	59.9%	61.1%	58.8%
% of FP17s for the same patient ID Re-attending between 3 & 9 months - Adults	4,242	7,348	57.7%	51.5%	52.4%	51.0%
% of FP17s for Band 1 Urgent Courses	1,168	8,901	13.1%	9.4%	9.5%	9.0%
% of FP17s Relating to Free Repair or Replacements	47	8,901	0.5%	0.5%	0.7%	0.8%
% of FP17s Relating to Continuations	141	8,901	1.6%	0.8%	0.8%	0.9%
% of Patients satisfied with the dentistry they have received	1	1	N/A	92.5%	93.1%	93.2%
% of Patients satisfied with the time they had to wait for an appointment	1	1	N/A	88.5%	87.8%	88.3%

* This is based on patients treated on this contract for their most recent course of treatment. Figures in italics indicate the base number of FP17s or Patient Questionnaire responses are less than 100. N/A is shown where the base number of responses is less than 10 during the period. % is calculated as Quantity/Base number*100

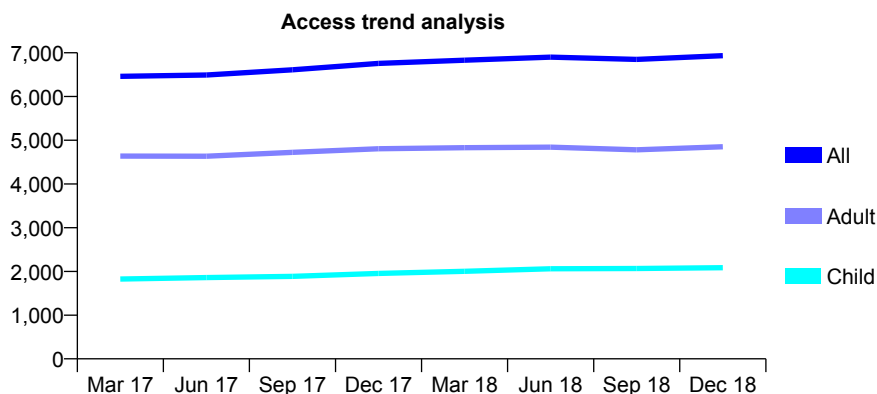
Q68 - Vital Signs At a Glance Contract Report for 125776/0004 - December 2018

Name or company name	Apex Dental Care Ltd
Contract type name	GDS Contract
Purpose of contract	General
Contract start date	01/08/2009
Contract end date	

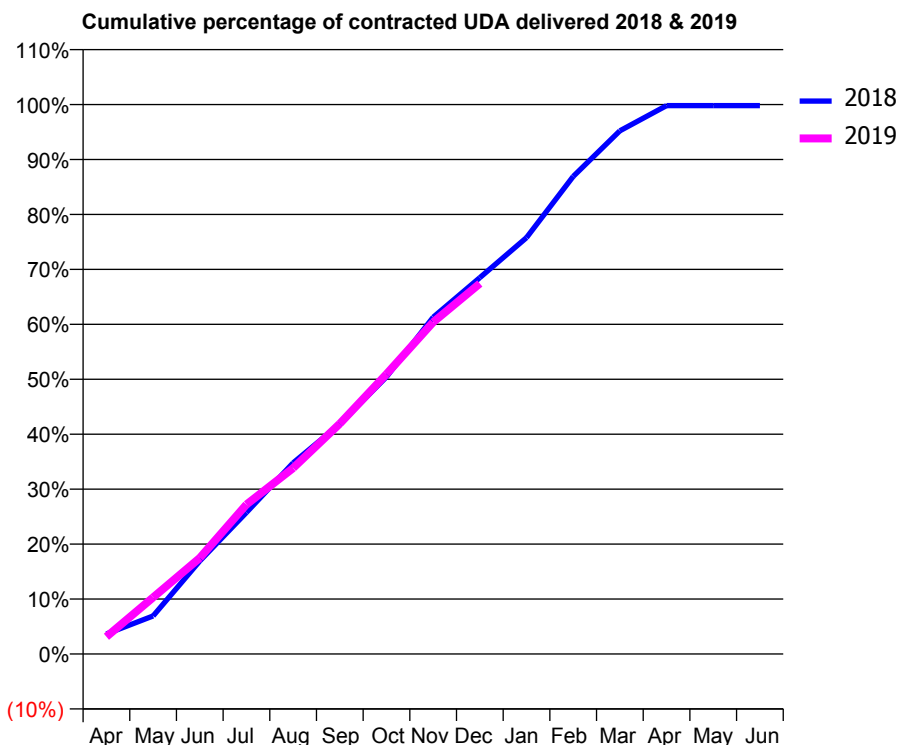
18/19 Contracted general activity (UDA)	16,978
Carry forward general activity (UDA)	34
18/19 Contracted orthodontic activity (UOA)	0
Carry forward orthodontic activity (UOA)	0
Baseline contract value	£427,555.61

ACCESS*

Patients seen in 24 months	Total	Change since previous quarter
Quarter ending December 2017	6,758	
Quarter ending March 2018	6,831	→
Quarter ending June 2018	6,901	→
Quarter ending September 2018	6,848	→
Quarter ending December 2018	6,934	→
Variance since December 2017	2.6%	↑



ACTIVITY



Month	Adjusted Scheduled Activity (UDA)	
	2018	2019
April	620	534
May	1,175	1,750
June	2,872	2,967
July	4,373	4,619
August	5,908	5,747
September	7,107	7,117
October	8,563	8,649
November	10,404	10,252
December	11,627	11,448
January	12,866	
February	14,758	
March	16,166	
April	16,942	
May	16,943	
June	16,943	

QUALITY

	Quantity	Base Number	Contract	AT	Region	England
% of FP17s for the same patient ID Re-attending within 3 months - Children	225	2,718	8.3%	9.5%	11.3%	11.8%
% of FP17s for the same patient ID Re-attending within 3 months - Adults	617	5,586	11.0%	15.0%	15.3%	15.6%
% of FP17s for the same patient ID Re-attending between 3 & 9 months - Children	1,828	2,718	67.3%	59.9%	61.1%	58.8%
% of FP17s for the same patient ID Re-attending between 3 & 9 months - Adults	3,588	5,586	64.2%	51.5%	52.4%	51.0%
% of FP17s for Band 1 Urgent Courses	549	7,706	7.1%	9.4%	9.5%	9.0%
% of FP17s Relating to Free Repair or Replacements	58	7,706	0.8%	0.5%	0.7%	0.8%
% of FP17s Relating to Continuations	10	7,706	0.1%	0.8%	0.8%	0.9%
% of Patients satisfied with the dentistry they have received	1	1	N/A	92.5%	93.1%	93.2%
% of Patients satisfied with the time they had to wait for an appointment	1	1	N/A	88.5%	87.8%	88.3%

* This is based on patients treated on this contract for their most recent course of treatment. Figures in italics indicate the base number of FP17s or Patient Questionnaire responses are less than 100. N/A is shown where the base number of responses is less than 10 during the period. % is calculated as Quantity/Base number*100

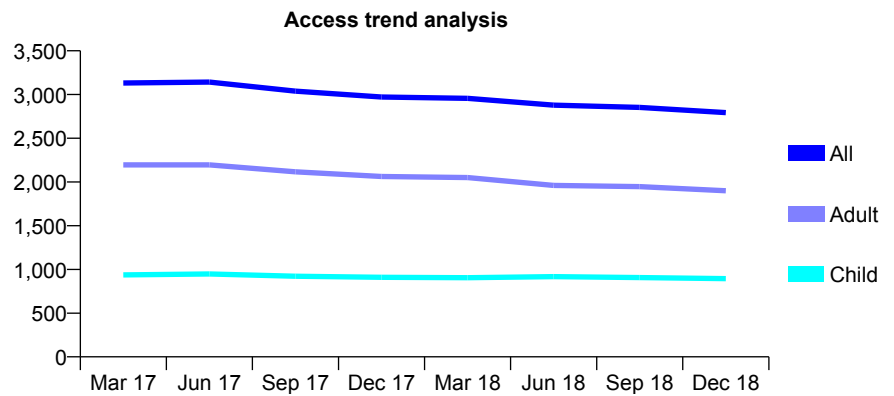
Q68 - Vital Signs At a Glance Contract Report for 125776/0005 - December 2018

Name or company name	Apex Dental Care Ltd
Contract type name	GDS Contract
Purpose of contract	General
Contract start date	01/08/2009
Contract end date	

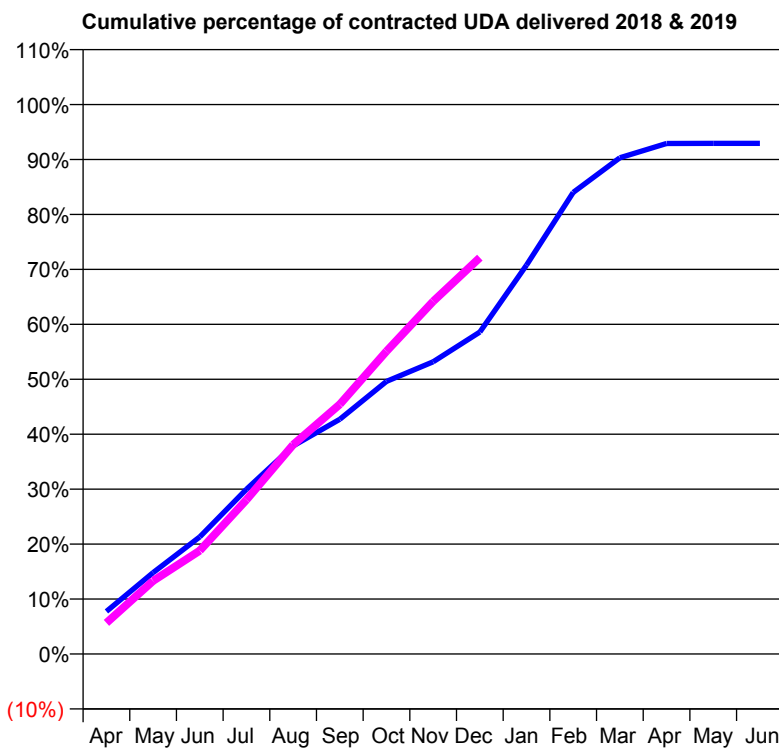
18/19 Contracted general activity (UDA)	7,125
Carry forward general activity (UDA)	0
18/19 Contracted orthodontic activity (UOA)	0
Carry forward orthodontic activity (UOA)	0
Baseline contract value	£193,158.70

ACCESS*

Patients seen in 24 months	Total	Change since previous quarter
Quarter ending December 2017	2,972	
Quarter ending March 2018	2,956	→
Quarter ending June 2018	2,878	↓
Quarter ending September 2018	2,852	→
Quarter ending December 2018	2,793	↓
Variance since December 2017	(6.0%)	↓



ACTIVITY



Adjusted Scheduled Activity (UDA)		
Month	2018	2019
April	553	404
May	1,055	948
June	1,519	1,342
July	2,136	2,000
August	2,697	2,714
September	3,045	3,237
October	3,534	3,926
November	3,789	4,573
December	4,175	5,139
January	5,042	
February	5,986	
March	6,435	
April	6,620	
May	6,621	
June	6,621	

QUALITY

	Quantity	Base Number	Contract	AT	Region	England
% of FP17s for the same patient ID Re-attending within 3 months - Children	73	1,069	6.8%	9.5%	11.3%	11.8%
% of FP17s for the same patient ID Re-attending within 3 months - Adults	291	1,957	14.9%	15.0%	15.3%	15.6%
% of FP17s for the same patient ID Re-attending between 3 & 9 months - Children	681	1,069	63.7%	59.9%	61.1%	58.8%
% of FP17s for the same patient ID Re-attending between 3 & 9 months - Adults	1,050	1,957	53.7%	51.5%	52.4%	51.0%
% of FP17s for Band 1 Urgent Courses	300	2,927	10.2%	9.4%	9.5%	9.0%
% of FP17s Relating to Free Repair or Replacements	18	2,927	0.6%	0.5%	0.7%	0.8%
% of FP17s Relating to Continuations	6	2,927	0.2%	0.8%	0.8%	0.9%
% of Patients satisfied with the dentistry they have received	1	1	N/A	92.5%	93.1%	93.2%
% of Patients satisfied with the time they had to wait for an appointment	1	1	N/A	88.5%	87.8%	88.3%

* This is based on patients treated on this contract for their most recent course of treatment. Figures in italics indicate the base number of FP17s or Patient Questionnaire responses are less than 100. N/A is shown where the base number of responses is less than 10 during the period. % is calculated as Quantity/Base number*100

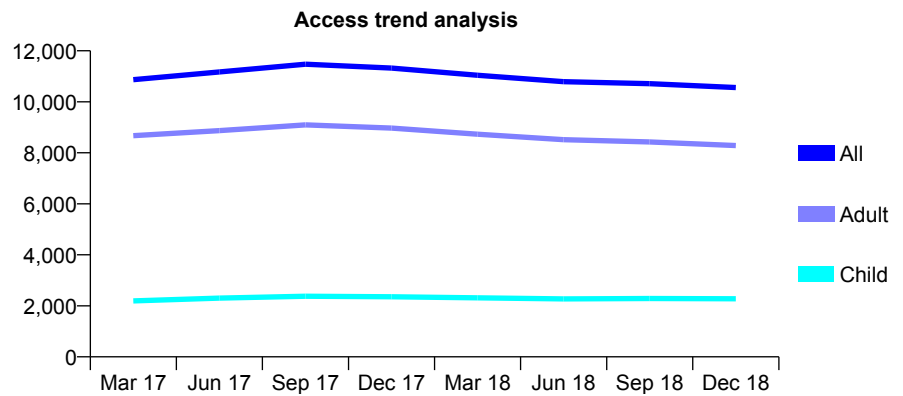
Q68 - Vital Signs At a Glance Contract Report for 125776/0011 - December 2018

Name or company name	Apex Dental Care Ltd
Contract type name	GDS Contract
Purpose of contract	General
Contract start date	01/06/2011
Contract end date	

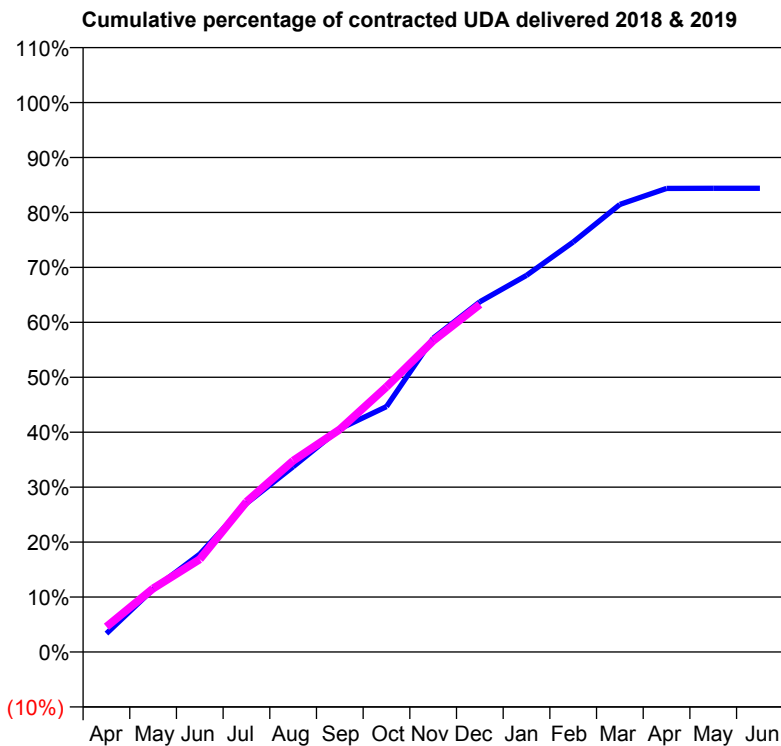
18/19 Contracted general activity (UDA)	36,901
Carry forward general activity (UDA)	0
18/19 Contracted orthodontic activity (UOA)	0
Carry forward orthodontic activity (UOA)	0
Baseline contract value	£970,868.73

ACCESS*

Patients seen in 24 months	Total	Change since previous quarter
Quarter ending December 2017	11,323	
Quarter ending March 2018	11,039	↓
Quarter ending June 2018	10,787	↓
Quarter ending September 2018	10,713	→
Quarter ending December 2018	10,560	↓
Variance since December 2017	(6.7%)	↓



ACTIVITY



Month	Adjusted Scheduled Activity (UDA)	
	2018	2019
April	1,340	1,699
May	4,554	4,263
June	7,112	6,227
July	10,792	10,085
August	13,451	12,847
September	16,205	14,946
October	17,823	17,805
November	22,789	20,894
December	25,431	23,342
January	27,346	
February	29,769	
March	32,498	
April	33,659	
May	33,668	
June	33,672	

QUALITY

	Quantity	Base Number	Contract	AT	Region	England
% of FP17s for the same patient ID Re-attending within 3 months - Children	212	2,550	8.3%	9.5%	11.3%	11.8%
% of FP17s for the same patient ID Re-attending within 3 months - Adults	1,444	9,172	15.7%	15.0%	15.3%	15.6%
% of FP17s for the same patient ID Re-attending between 3 & 9 months - Children	1,627	2,550	63.8%	59.9%	61.1%	58.8%
% of FP17s for the same patient ID Re-attending between 3 & 9 months - Adults	5,688	9,172	62.0%	51.5%	52.4%	51.0%
% of FP17s for Band 1 Urgent Courses	1,361	11,177	12.2%	9.4%	9.5%	9.0%
% of FP17s Relating to Free Repair or Replacements	73	11,177	0.7%	0.5%	0.7%	0.8%
% of FP17s Relating to Continuations	41	11,177	0.4%	0.8%	0.8%	0.9%
% of Patients satisfied with the dentistry they have received	4	4	N/A	92.5%	93.1%	93.2%
% of Patients satisfied with the time they had to wait for an appointment	4	4	N/A	88.5%	87.8%	88.3%

* This is based on patients treated on this contract for their most recent course of treatment. Figures in italics indicate the base number of FP17s or Patient Questionnaire responses are less than 100. N/A is shown where the base number of responses is less than 10 during the period. % is calculated as Quantity/Base number*100

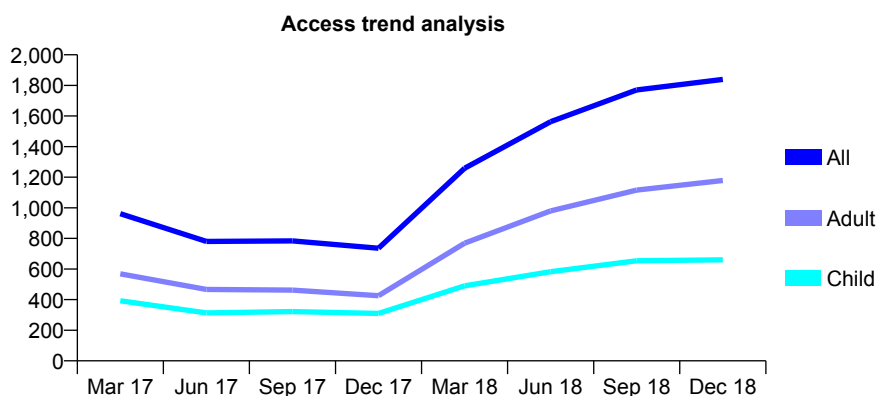
Q68 - Vital Signs At a Glance Contract Report for 125776/0013 - December 2018

Name or company name	Apex Dental Care Ltd
Contract type name	GDS Contract
Purpose of contract	General
Contract start date	09/02/2013
Contract end date	

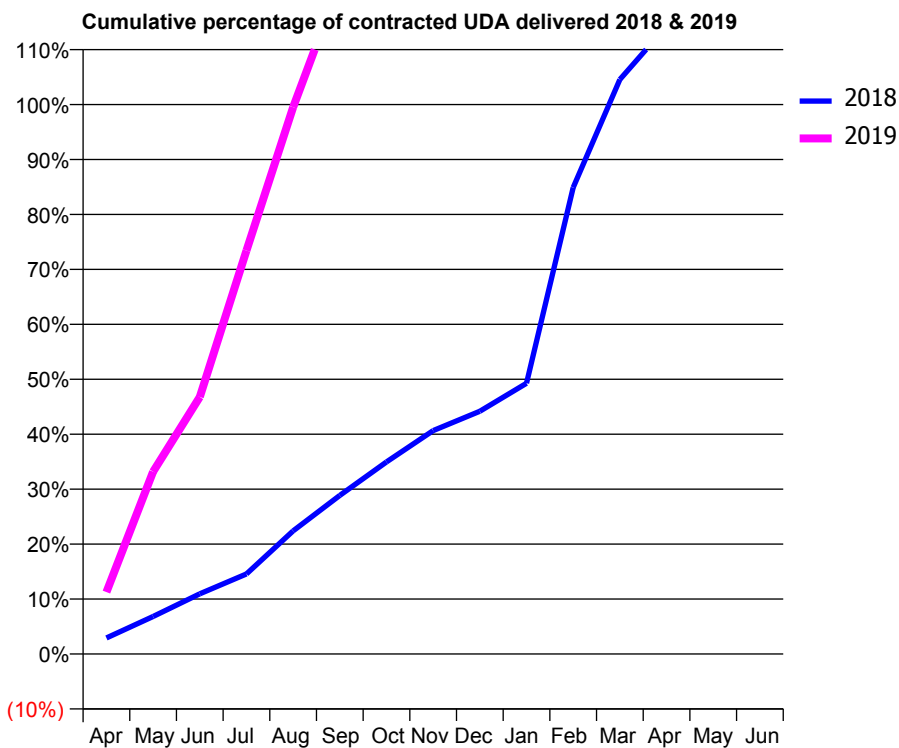
18/19 Contracted general activity (UDA)	2,035
Carry forward general activity (UDA)	0
18/19 Contracted orthodontic activity (UOA)	0
Carry forward orthodontic activity (UOA)	0
Baseline contract value	£57,052.64

ACCESS*

Patients seen in 24 months	Total	Change since previous quarter
Quarter ending December 2017	736	
Quarter ending March 2018	1,259	↑
Quarter ending June 2018	1,563	↑
Quarter ending September 2018	1,770	↑
Quarter ending December 2018	1,839	↑
Variance since December 2017	149.9%	↑



ACTIVITY



Month	Adjusted Scheduled Activity (UDA)	
	2018	2019
April	60	229
May	139	675
June	223	952
July	296	1,494
August	456	2,025
September	588	2,486
October	712	3,117
November	828	3,640
December	899	4,071
January	1,003	
February	1,728	
March	2,128	
April	2,325	
May	2,324	
June	2,320	

QUALITY

	Quantity	Base Number	Contract	AT	Region	England
% of FP17s for the same patient ID Re-attending within 3 months - Children	60	834	7.2%	9.5%	11.3%	11.8%
% of FP17s for the same patient ID Re-attending within 3 months - Adults	259	1,512	17.1%	15.0%	15.3%	15.6%
% of FP17s for the same patient ID Re-attending between 3 & 9 months - Children	402	834	48.2%	59.9%	61.1%	58.8%
% of FP17s for the same patient ID Re-attending between 3 & 9 months - Adults	601	1,512	39.7%	51.5%	52.4%	51.0%
% of FP17s for Band 1 Urgent Courses	265	2,234	11.9%	9.4%	9.5%	9.0%
% of FP17s Relating to Free Repair or Replacements	0	2,234	0.0%	0.5%	0.7%	0.8%
% of FP17s Relating to Continuations	26	2,234	1.2%	0.8%	0.8%	0.9%
% of Patients satisfied with the dentistry they have received	0	0	N/A	92.5%	93.1%	93.2%
% of Patients satisfied with the time they had to wait for an appointment	0	0	N/A	88.5%	87.8%	88.3%

* This is based on patients treated on this contract for their most recent course of treatment. Figures in italics indicate the base number of FP17s or Patient Questionnaire responses are less than 100. N/A is shown where the base number of responses is less than 10 during the period. % is calculated as Quantity/Base number*100

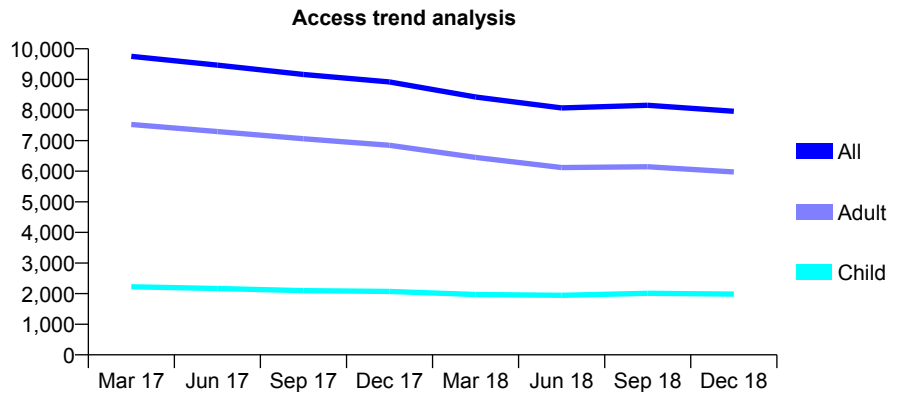
Q68 - Vital Signs At a Glance Contract Report for 125776/0014 - December 2018

Name or company name	Apex Dental Care Ltd
Contract type name	GDS Contract
Purpose of contract	General
Contract start date	09/02/2013
Contract end date	

18/19 Contracted general activity (UDA)	30,661
Carry forward general activity (UDA)	0
18/19 Contracted orthodontic activity (UOA)	0
Carry forward orthodontic activity (UOA)	0
Baseline contract value	£857,261.58

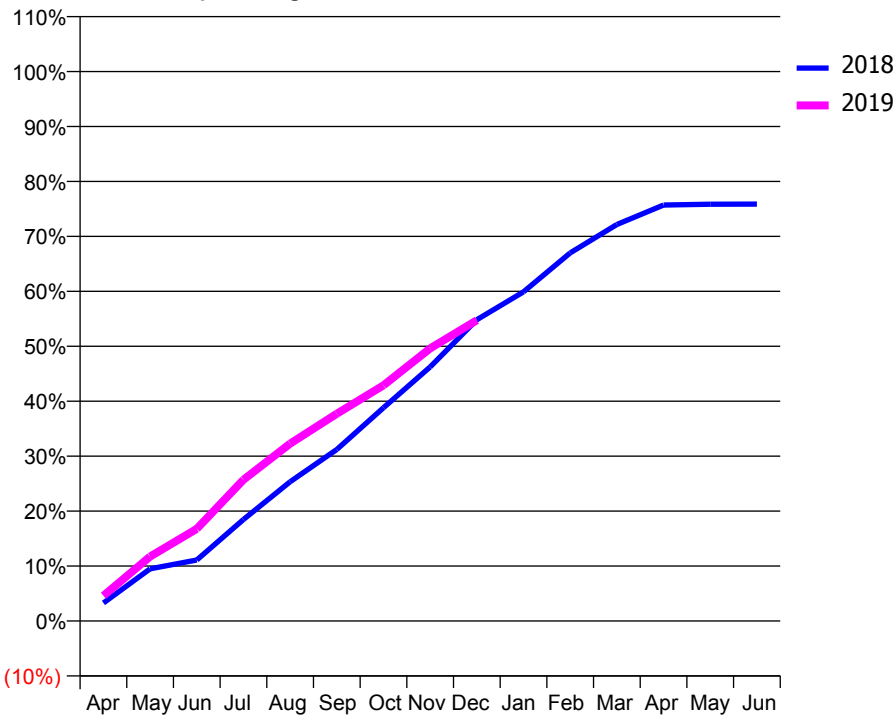
ACCESS*

Patients seen in 24 months	Total	Change since previous quarter
Quarter ending December 2017	8,917	
Quarter ending March 2018	8,423	↓
Quarter ending June 2018	8,067	↓
Quarter ending September 2018	8,156	→
Quarter ending December 2018	7,960	↓
Variance since December 2017	(10.7%)	↓



ACTIVITY

Cumulative percentage of contracted UDA delivered 2018 & 2019



Month	Adjusted Scheduled Activity (UDA)	
	2018	2019
April	1,007	1,410
May	2,917	3,598
June	3,402	5,145
July	5,665	7,885
August	7,774	9,900
September	9,571	11,569
October	11,897	13,151
November	14,176	15,215
December	16,809	16,785
January	18,364	
February	20,542	
March	22,124	
April	23,212	
May	23,258	
June	23,261	

QUALITY

	Quantity	Base Number	Contract	AT	Region	England
% of FP17s for the same patient ID Re-attending within 3 months - Children	133	2,004	6.6%	9.5%	11.3%	11.8%
% of FP17s for the same patient ID Re-attending within 3 months - Adults	873	6,370	13.7%	15.0%	15.3%	15.6%
% of FP17s for the same patient ID Re-attending between 3 & 9 months - Children	1,006	2,004	50.2%	59.9%	61.1%	58.8%
% of FP17s for the same patient ID Re-attending between 3 & 9 months - Adults	3,359	6,370	52.7%	51.5%	52.4%	51.0%
% of FP17s for Band 1 Urgent Courses	615	7,805	7.9%	9.4%	9.5%	9.0%
% of FP17s Relating to Free Repair or Replacements	49	7,805	0.6%	0.5%	0.7%	0.8%
% of FP17s Relating to Continuations	112	7,805	1.4%	0.8%	0.8%	0.9%
% of Patients satisfied with the dentistry they have received	2	2	N/A	92.5%	93.1%	93.2%
% of Patients satisfied with the time they had to wait for an appointment	2	2	N/A	88.5%	87.8%	88.3%

* This is based on patients treated on this contract for their most recent course of treatment. Figures in italics indicate the base number of FP17s or Patient Questionnaire responses are less than 100. N/A is shown where the base number of responses is less than 10 during the period. % is calculated as Quantity/Base number*100

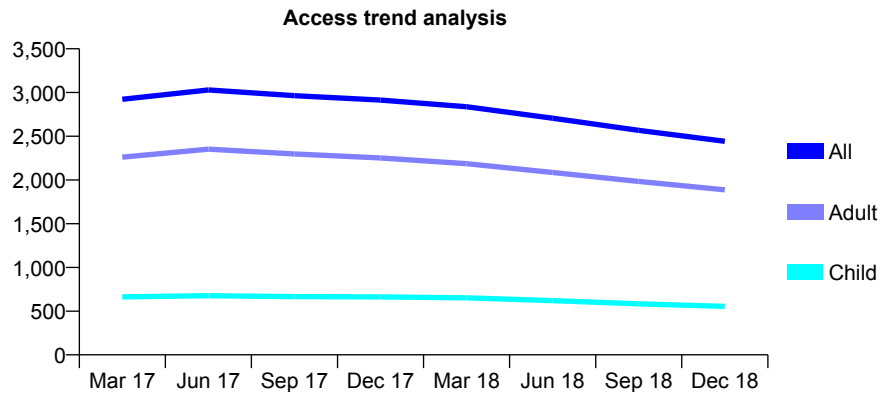
Q68 - Vital Signs At a Glance Contract Report for 126470/0001 - December 2018

Name or company name	Steyning Dental Care Ltd
Contract type name	GDS Contract
Purpose of contract	General
Contract start date	01/05/2011
Contract end date	

18/19 Contracted general activity (UDA)	11,000
Carry forward general activity (UDA)	0
18/19 Contracted orthodontic activity (UOA)	0
Carry forward orthodontic activity (UOA)	0
Baseline contract value	£316,543.78

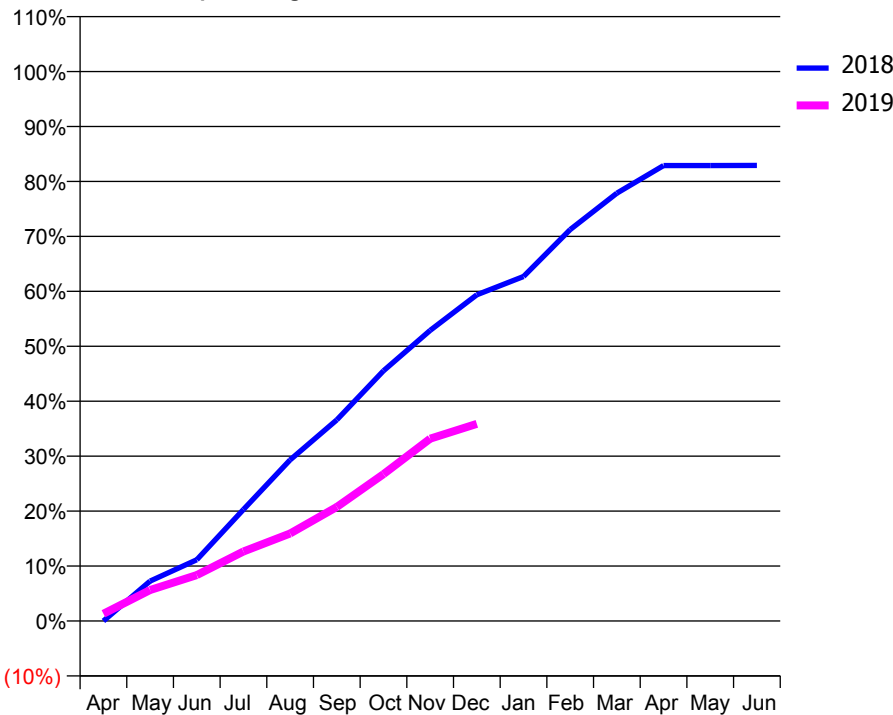
ACCESS*

Patients seen in 24 months	Total	Change since previous quarter
Quarter ending December 2017	2,914	
Quarter ending March 2018	2,838	↓
Quarter ending June 2018	2,706	↓
Quarter ending September 2018	2,568	↓
Quarter ending December 2018	2,442	↓
Variance since December 2017	(16.2%)	↓



ACTIVITY

Cumulative percentage of contracted UDA delivered 2018 & 2019



Month	Adjusted Scheduled Activity (UDA)	
	2018	2019
April	0	145
May	655	620
June	1,004	920
July	1,827	1,393
August	2,639	1,752
September	3,294	2,283
October	4,099	2,942
November	4,761	3,650
December	5,342	3,945
January	5,642	
February	6,411	
March	7,007	
April	7,461	
May	7,460	
June	7,462	

QUALITY

	Quantity	Base Number	Contract	AT	Region	England
% of FP17s for the same patient ID Re-attending within 3 months - Children	39	507	7.7%	9.5%	11.3%	11.8%
% of FP17s for the same patient ID Re-attending within 3 months - Adults	315	1,718	18.3%	15.0%	15.3%	15.6%
% of FP17s for the same patient ID Re-attending between 3 & 9 months - Children	234	507	46.2%	59.9%	61.1%	58.8%
% of FP17s for the same patient ID Re-attending between 3 & 9 months - Adults	781	1,718	45.5%	51.5%	52.4%	51.0%
% of FP17s for Band 1 Urgent Courses	208	2,073	10.0%	9.4%	9.5%	9.0%
% of FP17s Relating to Free Repair or Replacements	8	2,073	0.4%	0.5%	0.7%	0.8%
% of FP17s Relating to Continuations	53	2,073	2.6%	0.8%	0.8%	0.9%
% of Patients satisfied with the dentistry they have received	0	1	N/A	92.5%	93.1%	93.2%
% of Patients satisfied with the time they had to wait for an appointment	1	1	N/A	88.5%	87.8%	88.3%

* This is based on patients treated on this contract for their most recent course of treatment. Figures in italics indicate the base number of FP17s or Patient Questionnaire responses are less than 100. N/A is shown where the base number of responses is less than 10 during the period. % is calculated as Quantity/Base number*100

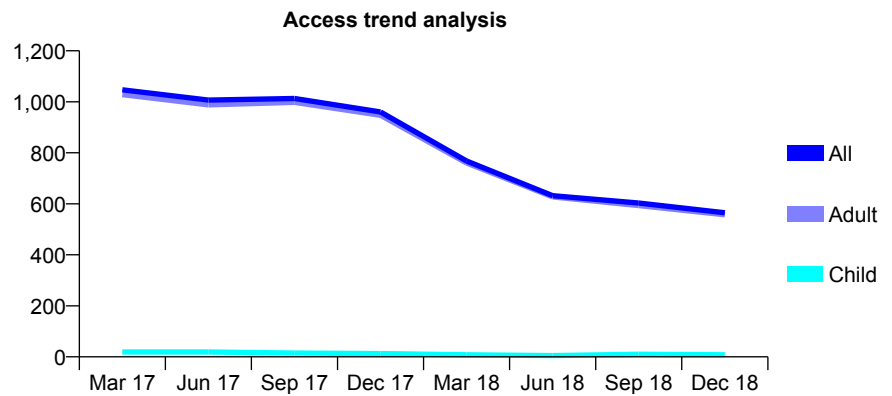
Q68 - Vital Signs At a Glance Contract Report for 126470/0002 - December 2018

Name or company name	Steyning Dental Care Ltd
Contract type name	GDS Contract
Purpose of contract	General
Contract start date	01/05/2011
Contract end date	

18/19 Contracted general activity (UDA)	3,600
Carry forward general activity (UDA)	0
18/19 Contracted orthodontic activity (UOA)	0
Carry forward orthodontic activity (UOA)	0
Baseline contract value	£190,588.04

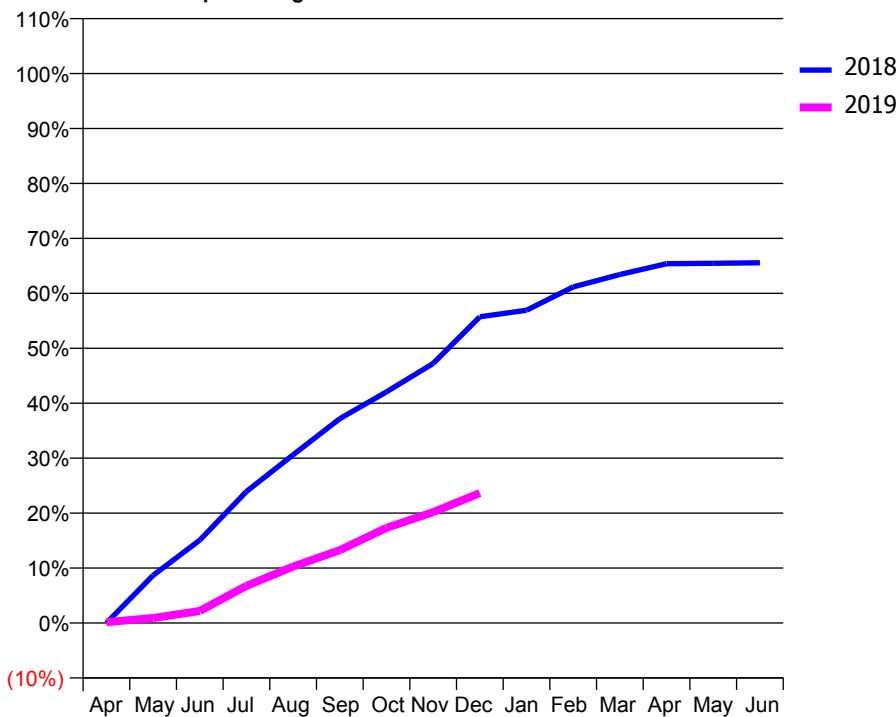
ACCESS*

Patients seen in 24 months	Total	Change since previous quarter
Quarter ending December 2017	960	
Quarter ending March 2018	768	↓
Quarter ending June 2018	632	↓
Quarter ending September 2018	603	↓
Quarter ending December 2018	565	↓
Variance since December 2017	(41.1%)	↓



ACTIVITY

Cumulative percentage of contracted UDA delivered 2018 & 2019



Month	Adjusted Scheduled Activity (UDA)	
	2018	2019
April	0	6
May	312	33
June	543	79
July	862	243
August	1,102	370
September	1,339	477
October	1,514	623
November	1,700	726
December	2,006	851
January	2,049	
February	2,202	
March	2,283	
April	2,354	
May	2,357	
June	2,360	

QUALITY

	Quantity	Base Number	Contract	AT	Region	England
% of FP17s for the same patient ID Re-attending within 3 months - Children	0	15	0.0%	9.5%	11.3%	11.8%
% of FP17s for the same patient ID Re-attending within 3 months - Adults	6	304	2.0%	15.0%	15.3%	15.6%
% of FP17s for the same patient ID Re-attending between 3 & 9 months - Children	2	15	13.3%	59.9%	61.1%	58.8%
% of FP17s for the same patient ID Re-attending between 3 & 9 months - Adults	2	304	0.7%	51.5%	52.4%	51.0%
% of FP17s for Band 1 Urgent Courses	0	291	0.0%	9.4%	9.5%	9.0%
% of FP17s Relating to Free Repair or Replacements	0	291	0.0%	0.5%	0.7%	0.8%
% of FP17s Relating to Continuations	3	291	1.0%	0.8%	0.8%	0.9%
% of Patients satisfied with the dentistry they have received	0	0	N/A	92.5%	93.1%	93.2%
% of Patients satisfied with the time they had to wait for an appointment	0	0	N/A	88.5%	87.8%	88.3%

* This is based on patients treated on this contract for their most recent course of treatment. Figures in italics indicate the base number of FP17s or Patient Questionnaire responses are less than 100. N/A is shown where the base number of responses is less than 10 during the period. % is calculated as Quantity/Base number*100

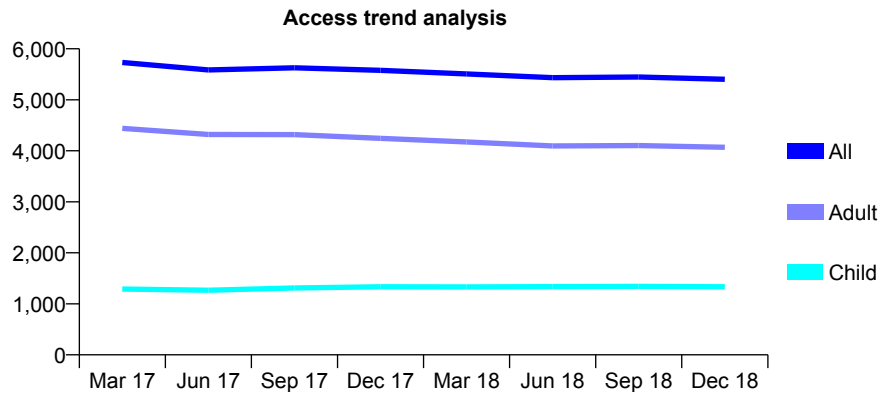
Q68 - Vital Signs At a Glance Contract Report for 128279/0001 - December 2018

Name or company name	Bright DS Limited
Contract type name	GDS Contract
Purpose of contract	General
Contract start date	01/07/2011
Contract end date	

18/19 Contracted general activity (UDA)	15,000
Carry forward general activity (UDA)	0
18/19 Contracted orthodontic activity (UOA)	0
Carry forward orthodontic activity (UOA)	0
Baseline contract value	£411,855.95

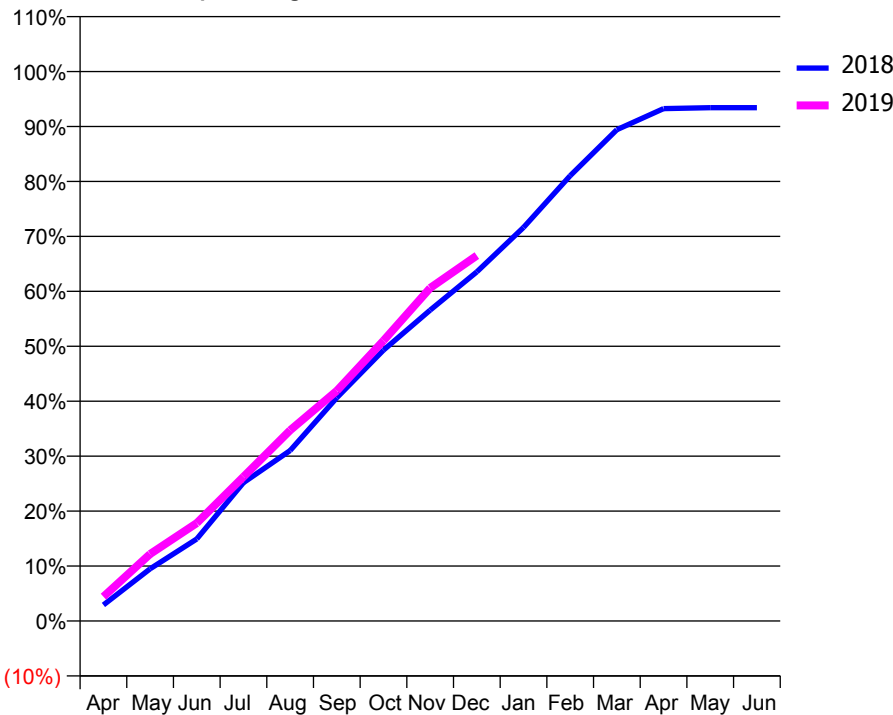
ACCESS*

Patients seen in 24 months	Total	Change since previous quarter
Quarter ending December 2017	5,579	
Quarter ending March 2018	5,506	↓
Quarter ending June 2018	5,433	↓
Quarter ending September 2018	5,446	→
Quarter ending December 2018	5,402	→
Variance since December 2017	(3.2%)	↓



ACTIVITY

Cumulative percentage of contracted UDA delivered 2018 & 2019



Month	Adjusted Scheduled Activity (UDA)	
	2018	2019
April	438	665
May	1,423	1,829
June	2,240	2,674
July	3,776	3,938
August	4,653	5,205
September	6,097	6,284
October	7,393	7,654
November	8,487	9,091
December	9,532	9,977
January	10,744	
February	12,154	
March	13,412	
April	13,987	
May	14,011	
June	14,011	

QUALITY

	Quantity	Base Number	Contract	AT	Region	England
% of FP17s for the same patient ID Re-attending within 3 months - Children	110	1,323	8.3%	9.5%	11.3%	11.8%
% of FP17s for the same patient ID Re-attending within 3 months - Adults	562	3,387	16.6%	15.0%	15.3%	15.6%
% of FP17s for the same patient ID Re-attending between 3 & 9 months - Children	594	1,323	44.9%	59.9%	61.1%	58.8%
% of FP17s for the same patient ID Re-attending between 3 & 9 months - Adults	1,257	3,387	37.1%	51.5%	52.4%	51.0%
% of FP17s for Band 1 Urgent Courses	797	4,506	17.7%	9.4%	9.5%	9.0%
% of FP17s Relating to Free Repair or Replacements	17	4,506	0.4%	0.5%	0.7%	0.8%
% of FP17s Relating to Continuations	5	4,506	0.1%	0.8%	0.8%	0.9%
% of Patients satisfied with the dentistry they have received	1	1	N/A	92.5%	93.1%	93.2%
% of Patients satisfied with the time they had to wait for an appointment	1	1	N/A	88.5%	87.8%	88.3%

* This is based on patients treated on this contract for their most recent course of treatment. Figures in italics indicate the base number of FP17s or Patient Questionnaire responses are less than 100. N/A is shown where the base number of responses is less than 10 during the period. % is calculated as Quantity/Base number*100

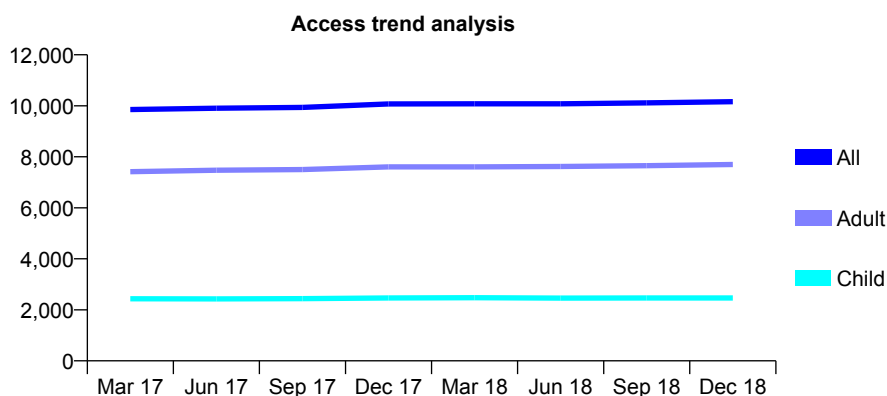
Q68 - Vital Signs At a Glance Contract Report for 128503/0001 - December 2018

Name or company name	E Lazanakis Limited trading as Sussex Der
Contract type name	GDS Contract
Purpose of contract	General
Contract start date	01/04/2013
Contract end date	

18/19 Contracted general activity (UDA)	30,203
Carry forward general activity (UDA)	0
18/19 Contracted orthodontic activity (UOA)	0
Carry forward orthodontic activity (UOA)	0
Baseline contract value	£937,212.97

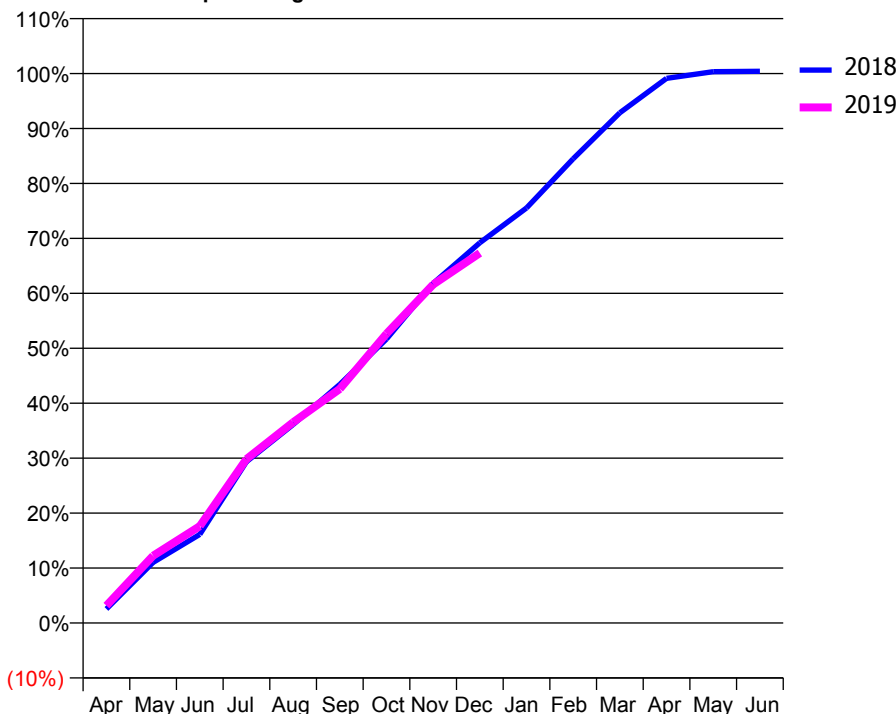
ACCESS*

Patients seen in 24 months	Total	Change since previous quarter
Quarter ending December 2017	10,072	
Quarter ending March 2018	10,080	→
Quarter ending June 2018	10,079	→
Quarter ending September 2018	10,114	→
Quarter ending December 2018	10,161	→
Variance since December 2017	0.9%	→



ACTIVITY

Cumulative percentage of contracted UDA delivered 2018 & 2019



Month	Adjusted Scheduled Activity (UDA)	
	2018	2019
April	770	957
May	3,329	3,701
June	4,871	5,322
July	8,862	9,008
August	10,908	11,037
September	13,114	12,868
October	15,608	15,900
November	18,671	18,607
December	20,901	20,337
January	22,813	
February	25,518	
March	28,049	
April	29,940	
May	30,303	
June	30,325	

QUALITY

	Quantity	Base Number	Contract	AT	Region	England
% of FP17s for the same patient ID Re-attending within 3 months - Children	219	3,078	7.1%	9.5%	11.3%	11.8%
% of FP17s for the same patient ID Re-attending within 3 months - Adults	1,247	8,631	14.4%	15.0%	15.3%	15.6%
% of FP17s for the same patient ID Re-attending between 3 & 9 months - Children	2,107	3,078	68.5%	59.9%	61.1%	58.8%
% of FP17s for the same patient ID Re-attending between 3 & 9 months - Adults	4,492	8,631	52.0%	51.5%	52.4%	51.0%
% of FP17s for Band 1 Urgent Courses	1,678	10,683	15.7%	9.4%	9.5%	9.0%
% of FP17s Relating to Free Repair or Replacements	39	10,683	0.4%	0.5%	0.7%	0.8%
% of FP17s Relating to Continuations	88	10,683	0.8%	0.8%	0.8%	0.9%
% of Patients satisfied with the dentistry they have received	7	8	N/A	92.5%	93.1%	93.2%
% of Patients satisfied with the time they had to wait for an appointment	8	8	N/A	88.5%	87.8%	88.3%

* This is based on patients treated on this contract for their most recent course of treatment. Figures in italics indicate the base number of FP17s or Patient Questionnaire responses are less than 100. N/A is shown where the base number of responses is less than 10 during the period. % is calculated as Quantity/Base number*100

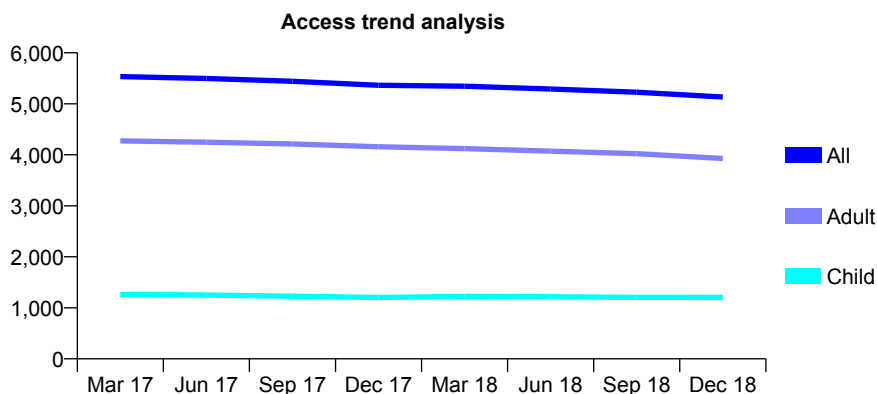
Q68 - Vital Signs At a Glance Contract Report for 128503/0003 - December 2018

Name or company name	E Lazanakis Limited trading as Sussex Der
Contract type name	GDS Contract
Purpose of contract	General
Contract start date	01/04/2013
Contract end date	

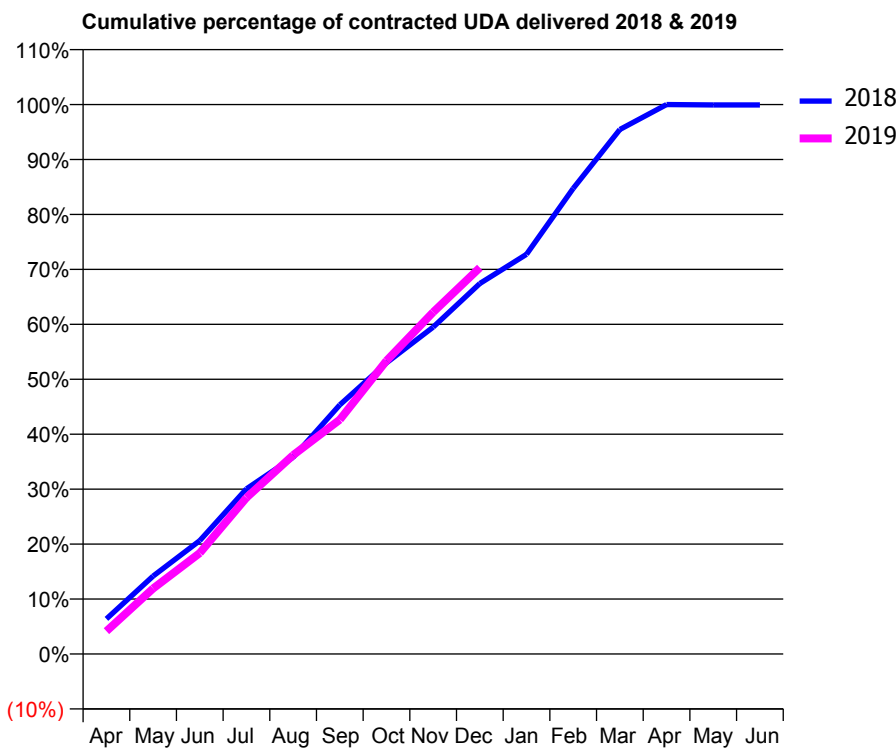
18/19 Contracted general activity (UDA)	15,352
Carry forward general activity (UDA)	11
18/19 Contracted orthodontic activity (UOA)	0
Carry forward orthodontic activity (UOA)	0
Baseline contract value	£393,279.35

ACCESS*

Patients seen in 24 months	Total	Change since previous quarter
Quarter ending December 2017	5,363	
Quarter ending March 2018	5,346	→
Quarter ending June 2018	5,290	↓
Quarter ending September 2018	5,228	↓
Quarter ending December 2018	5,134	↓
Variance since December 2017	(4.3%)	↓



ACTIVITY



Month	Adjusted Scheduled Activity (UDA)	
	2018	2019
April	983	638
May	2,176	1,831
June	3,170	2,823
July	4,614	4,369
August	5,498	5,558
September	6,962	6,549
October	8,133	8,195
November	9,132	9,550
December	10,350	10,794
January	11,167	
February	13,008	
March	14,653	
April	15,351	
May	15,341	
June	15,341	

QUALITY

	Quantity	Base Number	Contract	AT	Region	England
% of FP17s for the same patient ID Re-attending within 3 months - Children	100	1,210	8.3%	9.5%	11.3%	11.8%
% of FP17s for the same patient ID Re-attending within 3 months - Adults	591	3,634	16.3%	15.0%	15.3%	15.6%
% of FP17s for the same patient ID Re-attending between 3 & 9 months - Children	717	1,210	59.3%	59.9%	61.1%	58.8%
% of FP17s for the same patient ID Re-attending between 3 & 9 months - Adults	1,766	3,634	48.6%	51.5%	52.4%	51.0%
% of FP17s for Band 1 Urgent Courses	566	4,594	12.3%	9.4%	9.5%	9.0%
% of FP17s Relating to Free Repair or Replacements	21	4,594	0.5%	0.5%	0.7%	0.8%
% of FP17s Relating to Continuations	17	4,594	0.4%	0.8%	0.8%	0.9%
% of Patients satisfied with the dentistry they have received	2	2	N/A	92.5%	93.1%	93.2%
% of Patients satisfied with the time they had to wait for an appointment	2	2	N/A	88.5%	87.8%	88.3%

* This is based on patients treated on this contract for their most recent course of treatment. Figures in italics indicate the base number of FP17s or Patient Questionnaire responses are less than 100. N/A is shown where the base number of responses is less than 10 during the period. % is calculated as Quantity/Base number*100

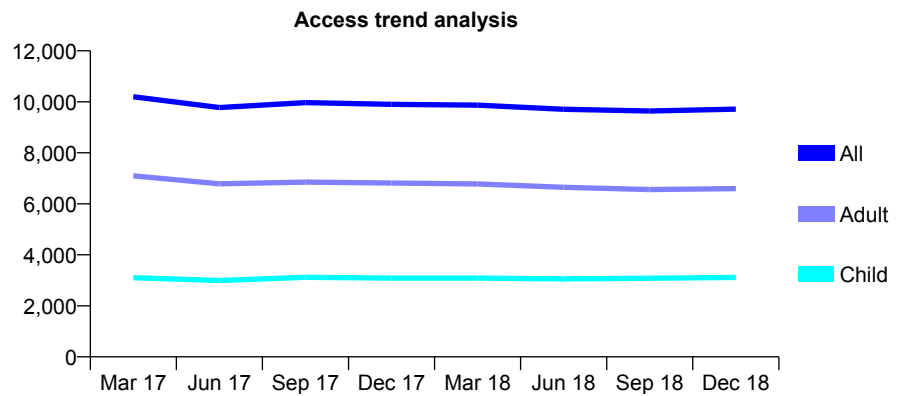
Q68 - Vital Signs At a Glance Contract Report for 128503/0004 - December 2018

Name or company name	E Lazanakis Limited
Contract type name	GDS Contract
Purpose of contract	General
Contract start date	01/04/2013
Contract end date	

18/19 Contracted general activity (UDA)	28,200
Carry forward general activity (UDA)	1,123
18/19 Contracted orthodontic activity (UOA)	0
Carry forward orthodontic activity (UOA)	0
Baseline contract value	£756,623.84

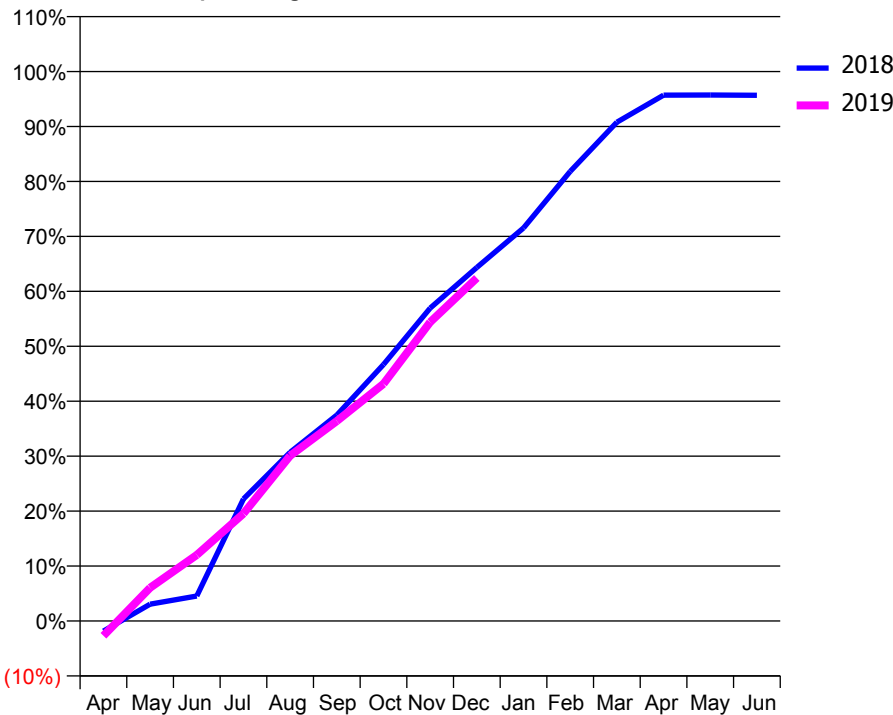
ACCESS*

Patients seen in 24 months	Total	Change since previous quarter
Quarter ending December 2017	9,901	
Quarter ending March 2018	9,867	→
Quarter ending June 2018	9,705	↓
Quarter ending September 2018	9,639	→
Quarter ending December 2018	9,710	→
Variance since December 2017	(1.9%)	↓



ACTIVITY

Cumulative percentage of contracted UDA delivered 2018 & 2019



Month	Adjusted Scheduled Activity (UDA)	
	2018	2019
April	-527	-763
May	863	1,709
June	1,285	3,391
July	6,267	5,513
August	8,662	8,481
September	10,570	10,260
October	13,160	12,170
November	16,060	15,341
December	18,147	17,603
January	20,174	
February	23,069	
March	25,599	
April	26,986	
May	26,995	
June	26,980	

QUALITY

	Quantity	Base Number	Contract	AT	Region	England
% of FP17s for the same patient ID Re-attending within 3 months - Children	211	3,557	5.9%	9.5%	11.3%	11.8%
% of FP17s for the same patient ID Re-attending within 3 months - Adults	725	6,191	11.7%	15.0%	15.3%	15.6%
% of FP17s for the same patient ID Re-attending between 3 & 9 months - Children	2,246	3,557	63.1%	59.9%	61.1%	58.8%
% of FP17s for the same patient ID Re-attending between 3 & 9 months - Adults	3,053	6,191	49.3%	51.5%	52.4%	51.0%
% of FP17s for Band 1 Urgent Courses	1,051	9,129	11.5%	9.4%	9.5%	9.0%
% of FP17s Relating to Free Repair or Replacements	23	9,129	0.3%	0.5%	0.7%	0.8%
% of FP17s Relating to Continuations	12	9,129	0.1%	0.8%	0.8%	0.9%
% of Patients satisfied with the dentistry they have received	3	3	N/A	92.5%	93.1%	93.2%
% of Patients satisfied with the time they had to wait for an appointment	3	3	N/A	88.5%	87.8%	88.3%

* This is based on patients treated on this contract for their most recent course of treatment. Figures in italics indicate the base number of FP17s or Patient Questionnaire responses are less than 100. N/A is shown where the base number of responses is less than 10 during the period. % is calculated as Quantity/Base number*100

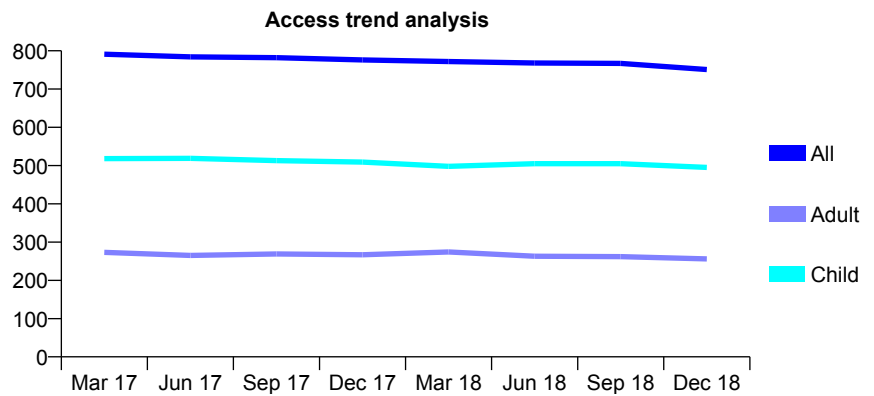
Q68 - Vital Signs At a Glance Contract Report for 129828/0002 - December 2018

Name or company name	Mr SM Frost and Mr P Holmes
Contract type name	GDS Contract
Purpose of contract	General
Contract start date	04/04/2015
Contract end date	

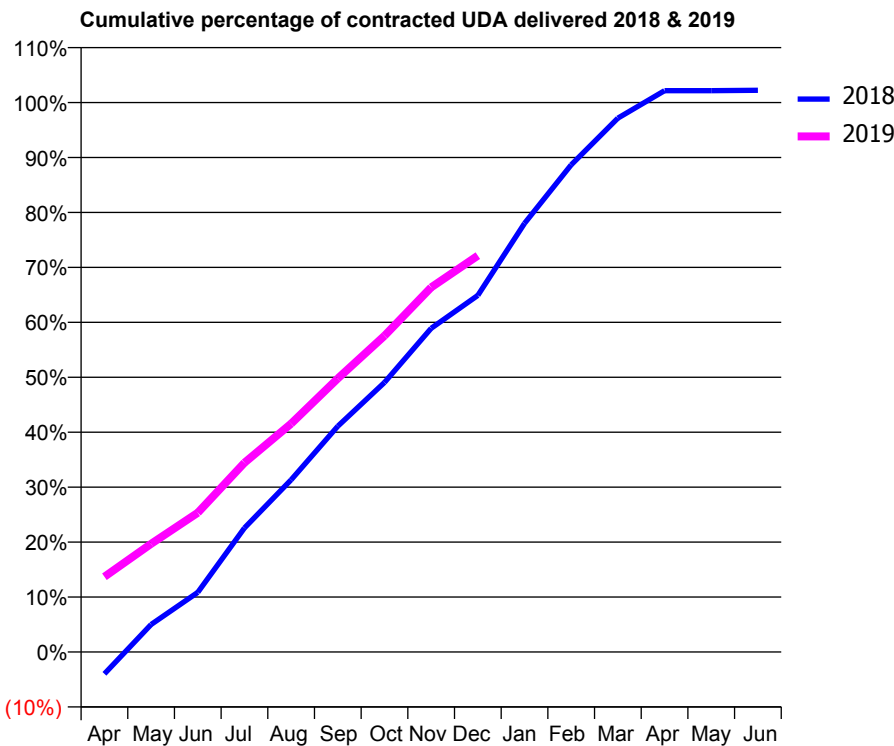
18/19 Contracted general activity (UDA)	1,600
Carry forward general activity (UDA)	0
18/19 Contracted orthodontic activity (UOA)	0
Carry forward orthodontic activity (UOA)	0
Baseline contract value	£44,581.61

ACCESS*

Patients seen in 24 months	Total	Change since previous quarter
Quarter ending December 2017	776	
Quarter ending March 2018	772	→
Quarter ending June 2018	768	→
Quarter ending September 2018	767	→
Quarter ending December 2018	751	↓
Variance since December 2017	(3.2%)	↓



ACTIVITY



Month	Adjusted Scheduled Activity (UDA)	
	2018	2019
April	-64	219
May	80	315
June	174	406
July	361	551
August	502	665
September	657	796
October	785	921
November	942	1,062
December	1,039	1,154
January	1,248	
February	1,418	
March	1,554	
April	1,634	
May	1,634	
June	1,635	

QUALITY

	Quantity	Base Number	Contract	AT	Region	England
% of FP17s for the same patient ID Re-attending within 3 months - Children	39	629	6.2%	9.5%	11.3%	11.8%
% of FP17s for the same patient ID Re-attending within 3 months - Adults	13	187	7.0%	15.0%	15.3%	15.6%
% of FP17s for the same patient ID Re-attending between 3 & 9 months - Children	417	629	66.3%	59.9%	61.1%	58.8%
% of FP17s for the same patient ID Re-attending between 3 & 9 months - Adults	125	187	66.8%	51.5%	52.4%	51.0%
% of FP17s for Band 1 Urgent Courses	10	751	1.3%	9.4%	9.5%	9.0%
% of FP17s Relating to Free Repair or Replacements	0	751	0.0%	0.5%	0.7%	0.8%
% of FP17s Relating to Continuations	17	751	2.3%	0.8%	0.8%	0.9%
% of Patients satisfied with the dentistry they have received	0	0	N/A	92.5%	93.1%	93.2%
% of Patients satisfied with the time they had to wait for an appointment	0	0	N/A	88.5%	87.8%	88.3%

* This is based on patients treated on this contract for their most recent course of treatment. Figures in italics indicate the base number of FP17s or Patient Questionnaire responses are less than 100. N/A is shown where the base number of responses is less than 10 during the period. % is calculated as Quantity/Base number*100

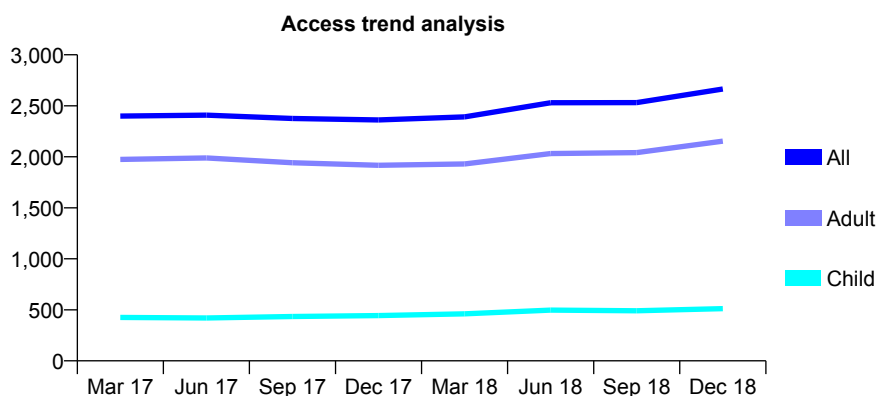
Q68 - Vital Signs At a Glance Contract Report for 130648/0001 - December 2018

Name or company name	Claremont Dental Practice
Contract type name	GDS Contract
Purpose of contract	General
Contract start date	23/02/2009
Contract end date	

18/19 Contracted general activity (UDA)	9,219
Carry forward general activity (UDA)	0
18/19 Contracted orthodontic activity (UOA)	0
Carry forward orthodontic activity (UOA)	0
Baseline contract value	£249,217.01

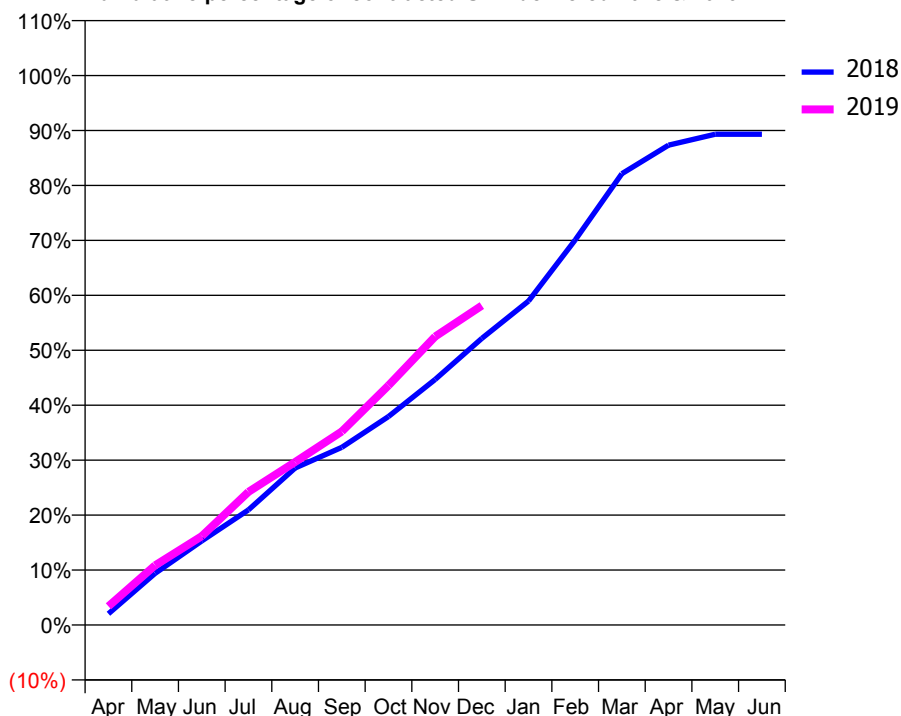
ACCESS*

Patients seen in 24 months	Total	Change since previous quarter
Quarter ending December 2017	2,361	
Quarter ending March 2018	2,391	→
Quarter ending June 2018	2,530	↑
Quarter ending September 2018	2,532	→
Quarter ending December 2018	2,665	↑
Variance since December 2017	12.9%	↑



ACTIVITY

Cumulative percentage of contracted UDA delivered 2018 & 2019



Adjusted Scheduled Activity (UDA)

Month	2018	2019
April	189	314
May	866	1,000
June	1,411	1,491
July	1,932	2,235
August	2,635	2,735
September	2,980	3,246
October	3,497	4,018
November	4,120	4,840
December	4,809	5,358
January	5,436	
February	6,460	
March	7,572	
April	8,049	
May	8,233	
June	8,233	

QUALITY

	Quantity	Base Number	Contract	AT	Region	England
% of FP17s for the same patient ID Re-attending within 3 months - Children	30	554	5.4%	9.5%	11.3%	11.8%
% of FP17s for the same patient ID Re-attending within 3 months - Adults	333	2,273	14.7%	15.0%	15.3%	15.6%
% of FP17s for the same patient ID Re-attending between 3 & 9 months - Children	316	554	57.0%	59.9%	61.1%	58.8%
% of FP17s for the same patient ID Re-attending between 3 & 9 months - Adults	1,200	2,273	52.8%	51.5%	52.4%	51.0%
% of FP17s for Band 1 Urgent Courses	247	2,614	9.4%	9.4%	9.5%	9.0%
% of FP17s Relating to Free Repair or Replacements	0	2,614	0.0%	0.5%	0.7%	0.8%
% of FP17s Relating to Continuations	5	2,614	0.2%	0.8%	0.8%	0.9%
% of Patients satisfied with the dentistry they have received	4	4	N/A	92.5%	93.1%	93.2%
% of Patients satisfied with the time they had to wait for an appointment	3	4	N/A	88.5%	87.8%	88.3%

* This is based on patients treated on this contract for their most recent course of treatment. Figures in italics indicate the base number of FP17s or Patient Questionnaire responses are less than 100. N/A is shown where the base number of responses is less than 10 during the period. % is calculated as Quantity/Base number*100

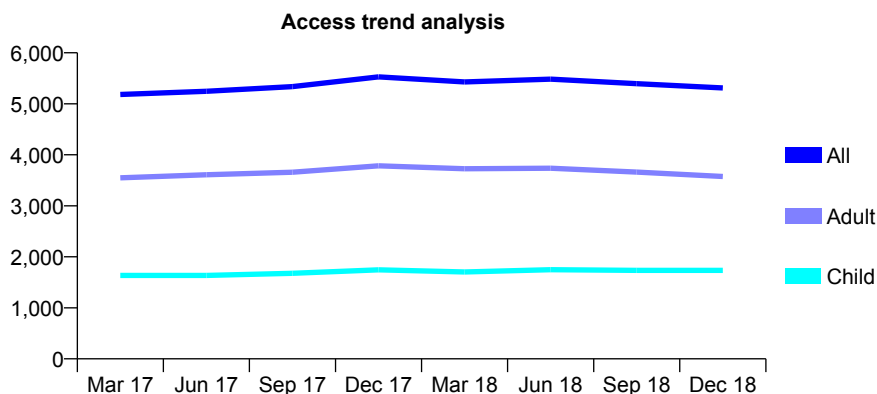
Q68 - Vital Signs At a Glance Contract Report for 131148/0001 - December 2018

Name or company name	Iosis Clinic (Godalming) Ltd
Contract type name	GDS Contract
Purpose of contract	General
Contract start date	01/04/2010
Contract end date	

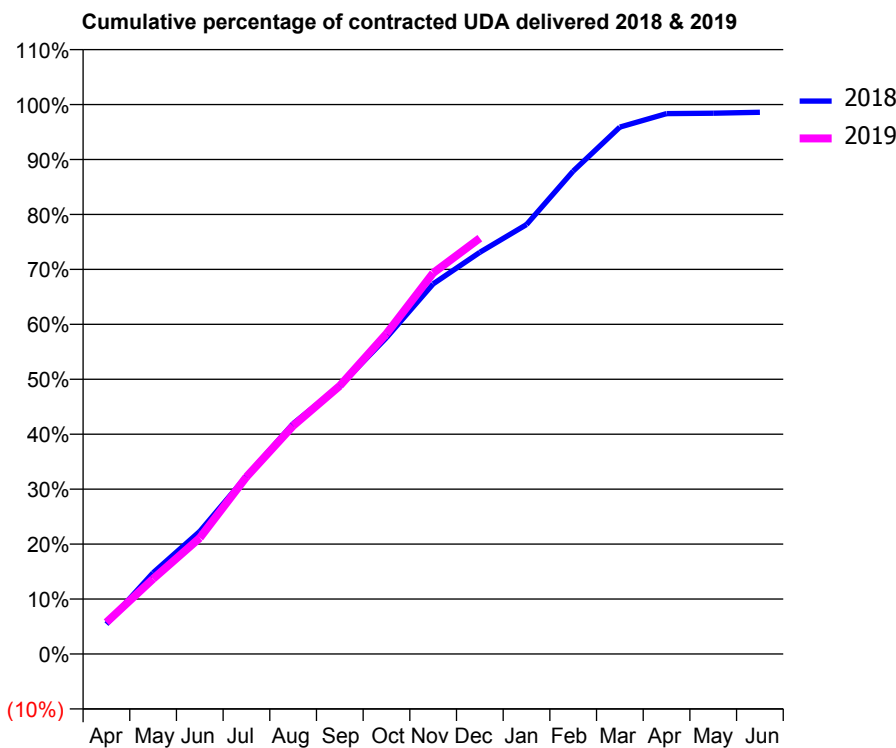
18/19 Contracted general activity (UDA)	13,232
Carry forward general activity (UDA)	186
18/19 Contracted orthodontic activity (UOA)	0
Carry forward orthodontic activity (UOA)	0
Baseline contract value	£482,889.90

ACCESS*

Patients seen in 24 months	Total	Change since previous quarter
Quarter ending December 2017	5,528	
Quarter ending March 2018	5,428	↓
Quarter ending June 2018	5,483	→
Quarter ending September 2018	5,396	↓
Quarter ending December 2018	5,310	↓
Variance since December 2017	(3.9%)	↓



ACTIVITY



Month	Adjusted Scheduled Activity (UDA)	
	2018	2019
April	720	763
May	1,958	1,810
June	2,952	2,794
July	4,281	4,267
August	5,547	5,497
September	6,456	6,460
October	7,619	7,713
November	8,912	9,175
December	9,674	10,014
January	10,340	
February	11,628	
March	12,687	
April	13,013	
May	13,023	
June	13,045	

QUALITY

	Quantity	Base Number	Contract	AT	Region	England
% of FP17s for the same patient ID Re-attending within 3 months - Children	114	2,294	5.0%	9.5%	11.3%	11.8%
% of FP17s for the same patient ID Re-attending within 3 months - Adults	528	4,006	13.2%	15.0%	15.3%	15.6%
% of FP17s for the same patient ID Re-attending between 3 & 9 months - Children	1,660	2,294	72.4%	59.9%	61.1%	58.8%
% of FP17s for the same patient ID Re-attending between 3 & 9 months - Adults	2,152	4,006	53.7%	51.5%	52.4%	51.0%
% of FP17s for Band 1 Urgent Courses	535	5,969	9.0%	9.4%	9.5%	9.0%
% of FP17s Relating to Free Repair or Replacements	3	5,969	0.1%	0.5%	0.7%	0.8%
% of FP17s Relating to Continuations	30	5,969	0.5%	0.8%	0.8%	0.9%
% of Patients satisfied with the dentistry they have received	6	6	N/A	92.5%	93.1%	93.2%
% of Patients satisfied with the time they had to wait for an appointment	6	6	N/A	88.5%	87.8%	88.3%

* This is based on patients treated on this contract for their most recent course of treatment. Figures in italics indicate the base number of FP17s or Patient Questionnaire responses are less than 100. N/A is shown where the base number of responses is less than 10 during the period. % is calculated as Quantity/Base number*100

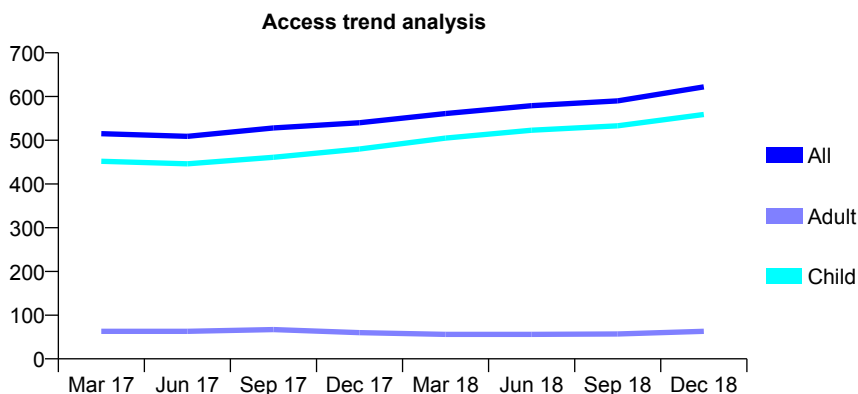
Q68 - Vital Signs At a Glance Contract Report for 131695/0001 - December 2018

Name or company name	Down House Dental Practice Limited
Contract type name	GDS Contract
Purpose of contract	General
Contract start date	01/04/2011
Contract end date	

18/19 Contracted general activity (UDA)	1,306
Carry forward general activity (UDA)	21
18/19 Contracted orthodontic activity (UOA)	0
Carry forward orthodontic activity (UOA)	0
Baseline contract value	£43,724.09

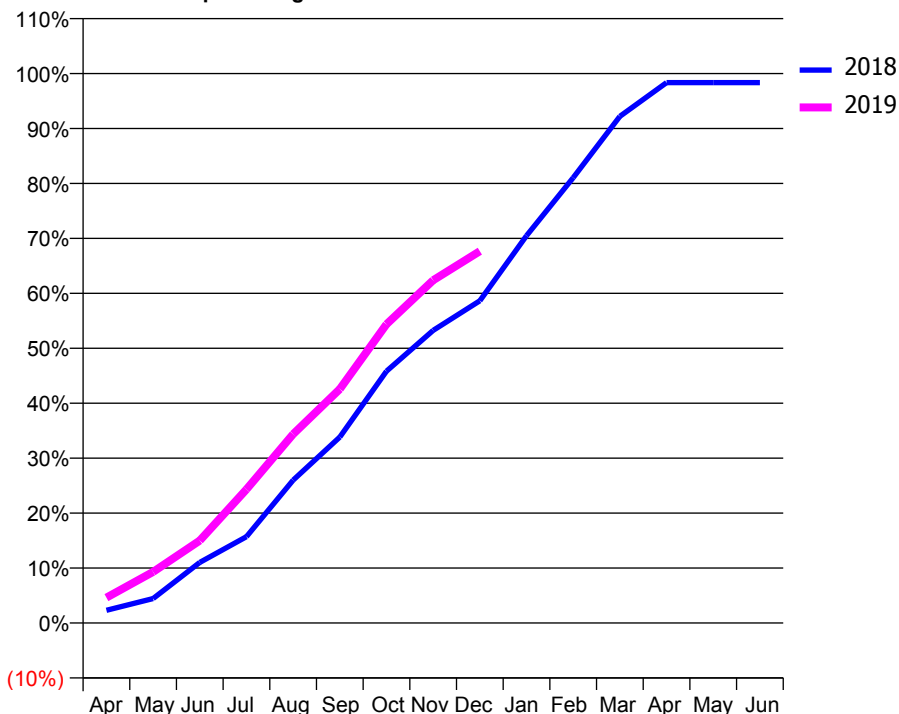
ACCESS*

Patients seen in 24 months	Total	Change since previous quarter
Quarter ending December 2017	540	
Quarter ending March 2018	561	↑
Quarter ending June 2018	579	↑
Quarter ending September 2018	590	→
Quarter ending December 2018	622	↑
Variance since December 2017	15.2%	↑



ACTIVITY

Cumulative percentage of contracted UDA delivered 2018 & 2019



Month	Adjusted Scheduled Activity (UDA)	
	2018	2019
April	30	60
May	58	121
June	144	196
July	205	318
August	340	449
September	442	556
October	599	710
November	695	815
December	766	884
January	920	
February	1,058	
March	1,204	
April	1,284	
May	1,284	
June	1,284	

QUALITY

	Quantity	Base Number	Contract	AT	Region	England
% of FP17s for the same patient ID Re-attending within 3 months - Children	88	773	11.4%	9.5%	11.3%	11.8%
% of FP17s for the same patient ID Re-attending within 3 months - Adults	0	0	N/A	15.0%	15.3%	15.6%
% of FP17s for the same patient ID Re-attending between 3 & 9 months - Children	520	773	67.3%	59.9%	61.1%	58.8%
% of FP17s for the same patient ID Re-attending between 3 & 9 months - Adults	0	0	N/A	51.5%	52.4%	51.0%
% of FP17s for Band 1 Urgent Courses	13	715	1.8%	9.4%	9.5%	9.0%
% of FP17s Relating to Free Repair or Replacements	0	715	0.0%	0.5%	0.7%	0.8%
% of FP17s Relating to Continuations	10	715	1.4%	0.8%	0.8%	0.9%
% of Patients satisfied with the dentistry they have received	0	0	N/A	92.5%	93.1%	93.2%
% of Patients satisfied with the time they had to wait for an appointment	0	0	N/A	88.5%	87.8%	88.3%

* This is based on patients treated on this contract for their most recent course of treatment. Figures in italics indicate the base number of FP17s or Patient Questionnaire responses are less than 100. N/A is shown where the base number of responses is less than 10 during the period. % is calculated as Quantity/Base number*100

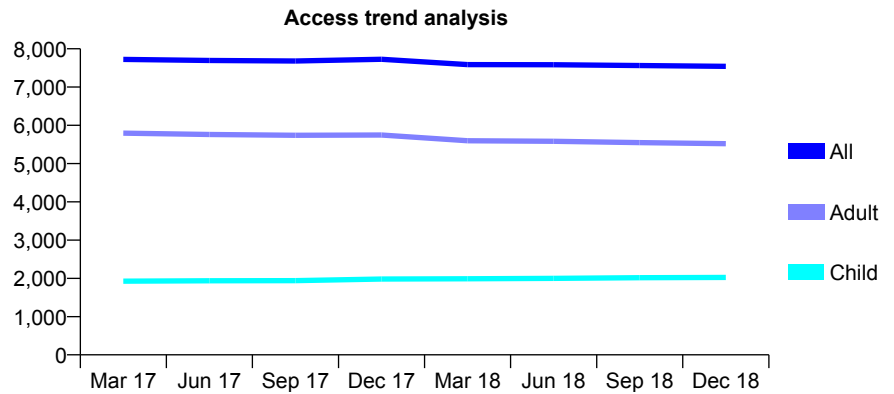
Q68 - Vital Signs At a Glance Contract Report for 131970/0001 - December 2018

Name or company name	Colin Bunce Limited
Contract type name	GDS Contract
Purpose of contract	General
Contract start date	01/11/2010
Contract end date	

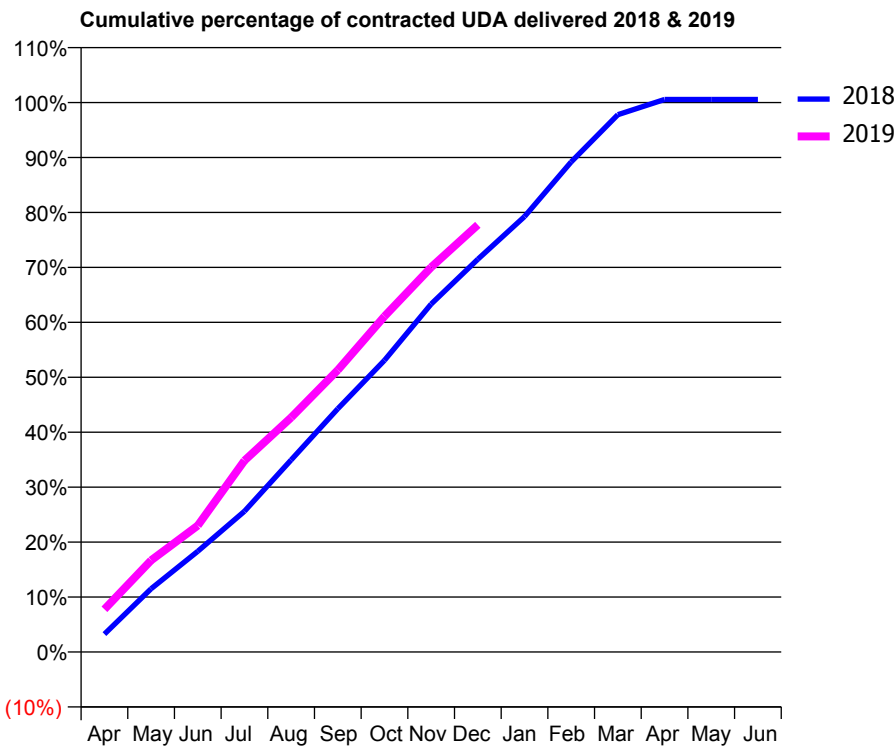
18/19 Contracted general activity (UDA)	24,568
Carry forward general activity (UDA)	0
18/19 Contracted orthodontic activity (UOA)	0
Carry forward orthodontic activity (UOA)	0
Baseline contract value	£623,231.70

ACCESS*

Patients seen in 24 months	Total	Change since previous quarter
Quarter ending December 2017	7,727	
Quarter ending March 2018	7,586	↓
Quarter ending June 2018	7,582	→
Quarter ending September 2018	7,563	→
Quarter ending December 2018	7,543	→
Variance since December 2017	(2.4%)	↓



ACTIVITY



Month	Adjusted Scheduled Activity (UDA)	
	2018	2019
April	801	1,910
May	2,829	4,101
June	4,505	5,653
July	6,296	8,560
August	8,587	10,487
September	10,878	12,607
October	13,040	15,012
November	15,558	17,204
December	17,562	19,098
January	19,469	
February	21,914	
March	24,022	
April	24,706	
May	24,705	
June	24,704	

QUALITY

	Quantity	Base Number	Contract	AT	Region	England
% of FP17s for the same patient ID Re-attending within 3 months - Children	213	2,779	7.7%	9.5%	11.3%	11.8%
% of FP17s for the same patient ID Re-attending within 3 months - Adults	628	6,776	9.3%	15.0%	15.3%	15.6%
% of FP17s for the same patient ID Re-attending between 3 & 9 months - Children	2,026	2,779	72.9%	59.9%	61.1%	58.8%
% of FP17s for the same patient ID Re-attending between 3 & 9 months - Adults	4,677	6,776	69.0%	51.5%	52.4%	51.0%
% of FP17s for Band 1 Urgent Courses	426	9,236	4.6%	9.4%	9.5%	9.0%
% of FP17s Relating to Free Repair or Replacements	58	9,236	0.6%	0.5%	0.7%	0.8%
% of FP17s Relating to Continuations	43	9,236	0.5%	0.8%	0.8%	0.9%
% of Patients satisfied with the dentistry they have received	2	2	N/A	92.5%	93.1%	93.2%
% of Patients satisfied with the time they had to wait for an appointment	2	2	N/A	88.5%	87.8%	88.3%

* This is based on patients treated on this contract for their most recent course of treatment. Figures in italics indicate the base number of FP17s or Patient Questionnaire responses are less than 100. N/A is shown where the base number of responses is less than 10 during the period. % is calculated as Quantity/Base number*100

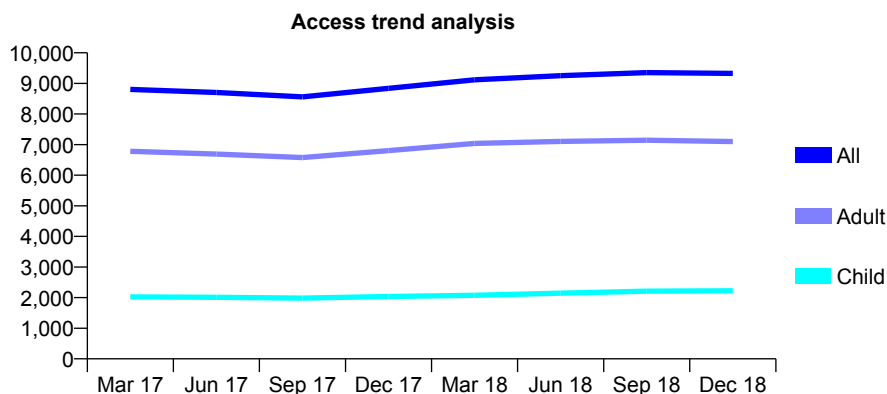
Q68 - Vital Signs At a Glance Contract Report for 132012/0001 - December 2018

Name or company name	Mr RK Sethi and Mr J Patel
Contract type name	GDS Contract
Purpose of contract	General
Contract start date	01/05/2011
Contract end date	

18/19 Contracted general activity (UDA)	20,609
Carry forward general activity (UDA)	293
18/19 Contracted orthodontic activity (UOA)	0
Carry forward orthodontic activity (UOA)	0
Baseline contract value	£512,442.53

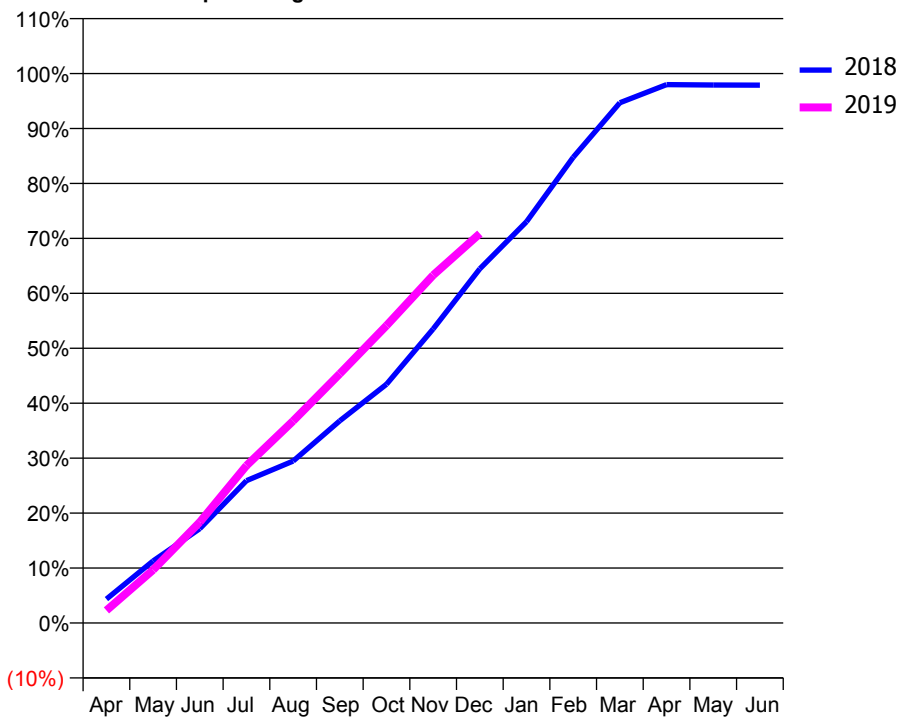
ACCESS*

Patients seen in 24 months	Total	Change since previous quarter
Quarter ending December 2017	8,840	
Quarter ending March 2018	9,118	↑
Quarter ending June 2018	9,254	→
Quarter ending September 2018	9,354	→
Quarter ending December 2018	9,327	→
Variance since December 2017	5.5%	↑



ACTIVITY

Cumulative percentage of contracted UDA delivered 2018 & 2019



Month	Adjusted Scheduled Activity (UDA)	
	2018	2019
April	897	471
May	2,326	1,994
June	3,540	3,782
July	5,336	5,903
August	6,075	7,581
September	7,586	9,349
October	8,956	11,154
November	11,029	13,043
December	13,283	14,606
January	15,050	
February	17,467	
March	19,513	
April	20,191	
May	20,177	
June	20,171	

QUALITY

	Quantity	Base Number	Contract	AT	Region	England
% of FP17s for the same patient ID Re-attending within 3 months - Children	133	2,323	5.7%	9.5%	11.3%	11.8%
% of FP17s for the same patient ID Re-attending within 3 months - Adults	771	6,954	11.1%	15.0%	15.3%	15.6%
% of FP17s for the same patient ID Re-attending between 3 & 9 months - Children	1,228	2,323	52.9%	59.9%	61.1%	58.8%
% of FP17s for the same patient ID Re-attending between 3 & 9 months - Adults	3,276	6,954	47.1%	51.5%	52.4%	51.0%
% of FP17s for Band 1 Urgent Courses	629	8,378	7.5%	9.4%	9.5%	9.0%
% of FP17s Relating to Free Repair or Replacements	28	8,378	0.3%	0.5%	0.7%	0.8%
% of FP17s Relating to Continuations	22	8,378	0.3%	0.8%	0.8%	0.9%
% of Patients satisfied with the dentistry they have received	1	1	N/A	92.5%	93.1%	93.2%
% of Patients satisfied with the time they had to wait for an appointment	1	1	N/A	88.5%	87.8%	88.3%

* This is based on patients treated on this contract for their most recent course of treatment. Figures in italics indicate the base number of FP17s or Patient Questionnaire responses are less than 100. N/A is shown where the base number of responses is less than 10 during the period. % is calculated as Quantity/Base number*100

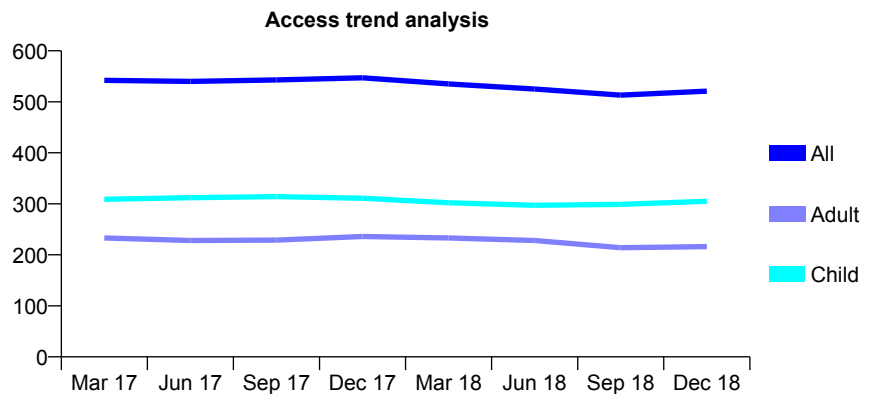
Q68 - Vital Signs At a Glance Contract Report for 132772/0001 - December 2018

Name or company name	The Sutton Dental Practice Ltd
Contract type name	GDS Contract
Purpose of contract	General
Contract start date	01/06/2011
Contract end date	

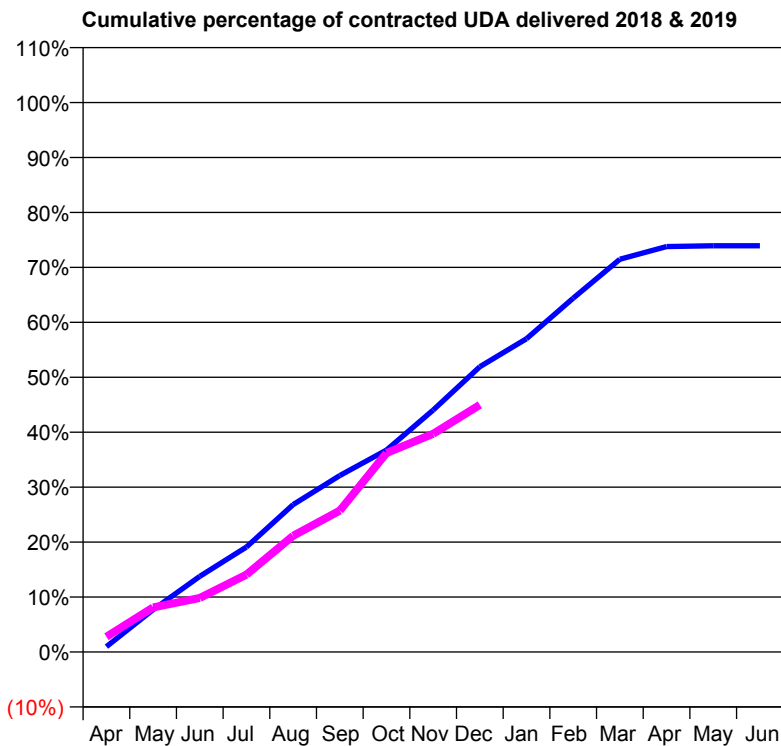
18/19 Contracted general activity (UDA)	1,450
Carry forward general activity (UDA)	0
18/19 Contracted orthodontic activity (UOA)	0
Carry forward orthodontic activity (UOA)	0
Baseline contract value	£44,036.15

ACCESS*

Patients seen in 24 months	Total	Change since previous quarter
Quarter ending December 2017	547	
Quarter ending March 2018	535	↓
Quarter ending June 2018	525	↓
Quarter ending September 2018	513	↓
Quarter ending December 2018	521	→
Variance since December 2017	(4.8%)	↓



ACTIVITY



Adjusted Scheduled Activity (UDA)		
Month	2018	2019
April	14	40
May	112	118
June	200	143
July	277	204
August	389	307
September	466	373
October	533	525
November	638	576
December	753	652
January	827	
February	934	
March	1,037	
April	1,070	
May	1,072	
June	1,072	

QUALITY

	Quantity	Base Number	Contract	AT	Region	England
% of FP17s for the same patient ID Re-attending within 3 months - Children	15	270	5.6%	9.5%	11.3%	11.8%
% of FP17s for the same patient ID Re-attending within 3 months - Adults	26	178	14.6%	15.0%	15.3%	15.6%
% of FP17s for the same patient ID Re-attending between 3 & 9 months - Children	144	270	53.3%	59.9%	61.1%	58.8%
% of FP17s for the same patient ID Re-attending between 3 & 9 months - Adults	92	178	51.7%	51.5%	52.4%	51.0%
% of FP17s for Band 1 Urgent Courses	21	422	5.0%	9.4%	9.5%	9.0%
% of FP17s Relating to Free Repair or Replacements	0	422	0.0%	0.5%	0.7%	0.8%
% of FP17s Relating to Continuations	3	422	0.7%	0.8%	0.8%	0.9%
% of Patients satisfied with the dentistry they have received	0	0	N/A	92.5%	93.1%	93.2%
% of Patients satisfied with the time they had to wait for an appointment	0	0	N/A	88.5%	87.8%	88.3%

* This is based on patients treated on this contract for their most recent course of treatment. Figures in italics indicate the base number of FP17s or Patient Questionnaire responses are less than 100. N/A is shown where the base number of responses is less than 10 during the period. % is calculated as Quantity/Base number*100

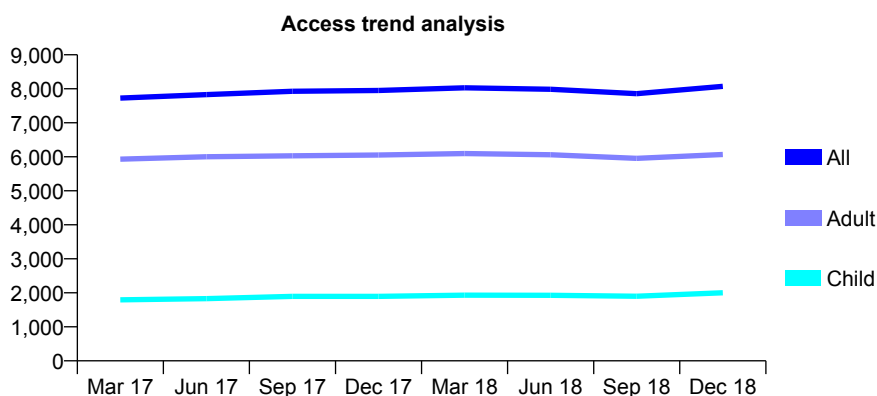
Q68 - Vital Signs At a Glance Contract Report for 132888/0001 - December 2018

Name or company name	Lowcroft Dental Surgery Ltd
Contract type name	GDS Contract
Purpose of contract	General
Contract start date	01/01/2013
Contract end date	

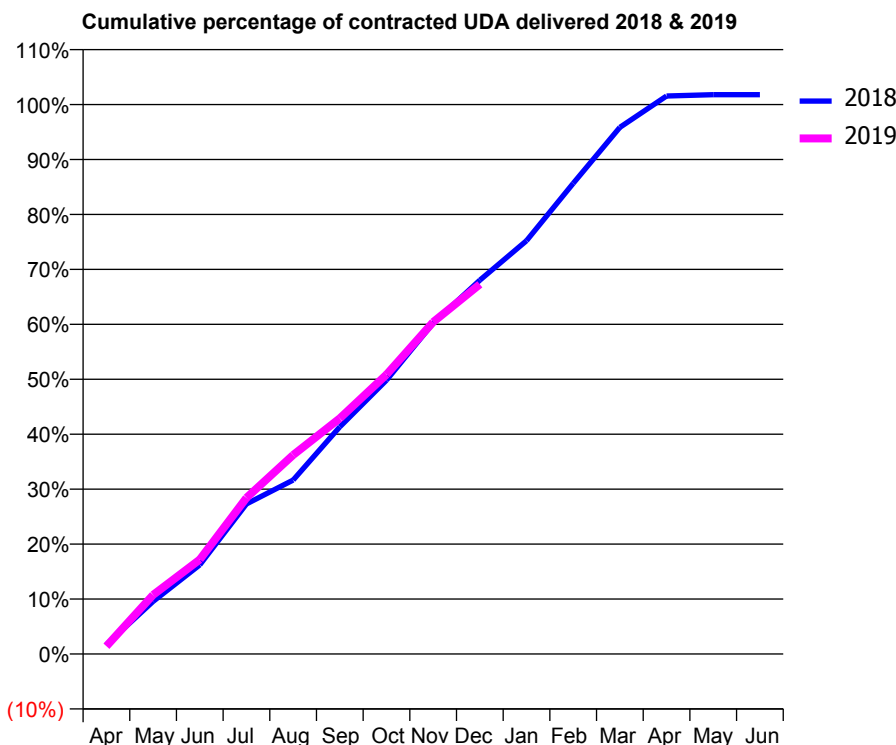
18/19 Contracted general activity (UDA)	22,217
Carry forward general activity (UDA)	0
18/19 Contracted orthodontic activity (UOA)	0
Carry forward orthodontic activity (UOA)	0
Baseline contract value	£601,579.85

ACCESS*

Patients seen in 24 months	Total	Change since previous quarter
Quarter ending December 2017	7,951	
Quarter ending March 2018	8,029	→
Quarter ending June 2018	7,986	→
Quarter ending September 2018	7,857	↓
Quarter ending December 2018	8,072	↑
Variance since December 2017	1.5%	→



ACTIVITY



Month	Adjusted Scheduled Activity (UDA)	
	2018	2019
April	380	313
May	2,125	2,393
June	3,602	3,819
July	6,067	6,314
August	7,034	8,045
September	9,184	9,530
October	11,070	11,298
November	13,381	13,424
December	15,117	14,945
January	16,713	
February	19,027	
March	21,293	
April	22,562	
May	22,613	
June	22,612	

QUALITY

	Quantity	Base Number	Contract	AT	Region	England
% of FP17s for the same patient ID Re-attending within 3 months - Children	87	2,102	4.1%	9.5%	11.3%	11.8%
% of FP17s for the same patient ID Re-attending within 3 months - Adults	774	6,154	12.6%	15.0%	15.3%	15.6%
% of FP17s for the same patient ID Re-attending between 3 & 9 months - Children	1,313	2,102	62.5%	59.9%	61.1%	58.8%
% of FP17s for the same patient ID Re-attending between 3 & 9 months - Adults	3,597	6,154	58.4%	51.5%	52.4%	51.0%
% of FP17s for Band 1 Urgent Courses	426	7,654	5.6%	9.4%	9.5%	9.0%
% of FP17s Relating to Free Repair or Replacements	78	7,654	1.0%	0.5%	0.7%	0.8%
% of FP17s Relating to Continuations	43	7,654	0.6%	0.8%	0.8%	0.9%
% of Patients satisfied with the dentistry they have received	7	7	N/A	92.5%	93.1%	93.2%
% of Patients satisfied with the time they had to wait for an appointment	5	7	N/A	88.5%	87.8%	88.3%

* This is based on patients treated on this contract for their most recent course of treatment. Figures in italics indicate the base number of FP17s or Patient Questionnaire responses are less than 100. N/A is shown where the base number of responses is less than 10 during the period. % is calculated as Quantity/Base number*100

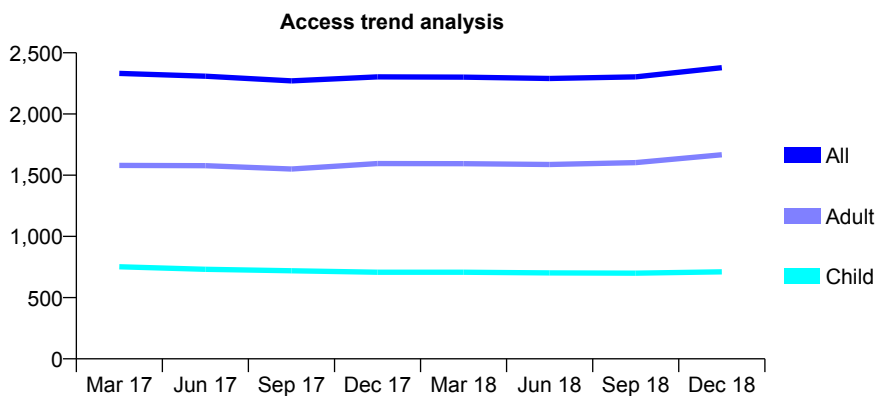
Q68 - Vital Signs At a Glance Contract Report for 133817/0001 - December 2018

Name or company name	Mr A Patel
Contract type name	GDS Contract
Purpose of contract	General
Contract start date	01/12/2013
Contract end date	

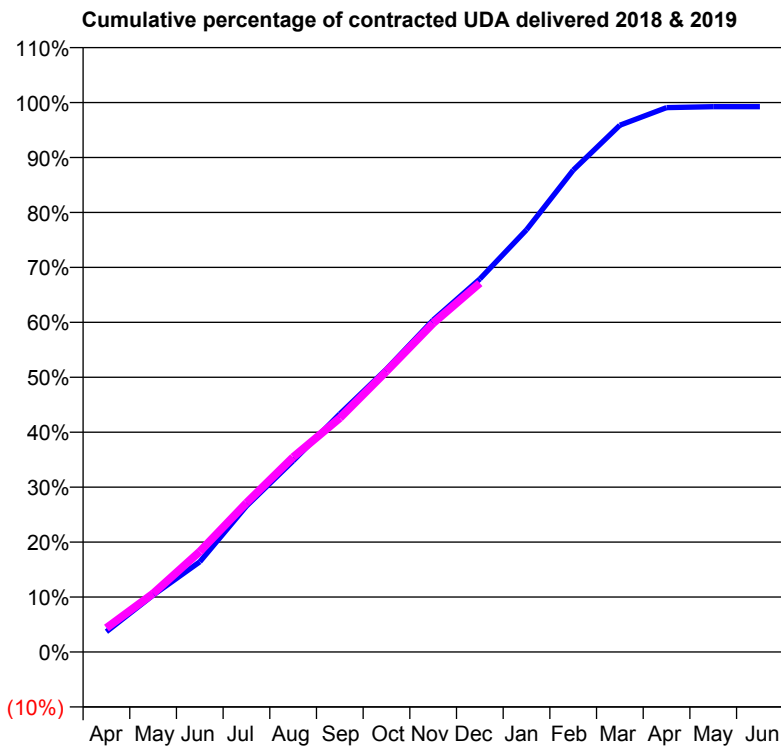
18/19 Contracted general activity (UDA)	6,536
Carry forward general activity (UDA)	49
18/19 Contracted orthodontic activity (UOA)	0
Carry forward orthodontic activity (UOA)	0
Baseline contract value	£206,613.00

ACCESS*

Patients seen in 24 months	Total	Change since previous quarter
Quarter ending December 2017	2,303	
Quarter ending March 2018	2,301	→
Quarter ending June 2018	2,290	→
Quarter ending September 2018	2,303	→
Quarter ending December 2018	2,378	↑
Variance since December 2017	3.3%	↑



ACTIVITY



Month	Adjusted Scheduled Activity (UDA)	
	2018	2019
April	242	286
May	676	696
June	1,073	1,195
July	1,736	1,775
August	2,274	2,318
September	2,832	2,783
October	3,365	3,340
November	3,948	3,911
December	4,436	4,388
January	5,022	
February	5,731	
March	6,266	
April	6,475	
May	6,487	
June	6,487	

QUALITY

	Quantity	Base Number	Contract	AT	Region	England
% of FP17s for the same patient ID Re-attending within 3 months - Children	41	906	4.5%	9.5%	11.3%	11.8%
% of FP17s for the same patient ID Re-attending within 3 months - Adults	147	1,824	8.1%	15.0%	15.3%	15.6%
% of FP17s for the same patient ID Re-attending between 3 & 9 months - Children	650	906	71.7%	59.9%	61.1%	58.8%
% of FP17s for the same patient ID Re-attending between 3 & 9 months - Adults	1,222	1,824	67.0%	51.5%	52.4%	51.0%
% of FP17s for Band 1 Urgent Courses	92	2,613	3.5%	9.4%	9.5%	9.0%
% of FP17s Relating to Free Repair or Replacements	20	2,613	0.8%	0.5%	0.7%	0.8%
% of FP17s Relating to Continuations	12	2,613	0.5%	0.8%	0.8%	0.9%
% of Patients satisfied with the dentistry they have received	1	1	N/A	92.5%	93.1%	93.2%
% of Patients satisfied with the time they had to wait for an appointment	1	1	N/A	88.5%	87.8%	88.3%

* This is based on patients treated on this contract for their most recent course of treatment. Figures in italics indicate the base number of FP17s or Patient Questionnaire responses are less than 100. N/A is shown where the base number of responses is less than 10 during the period. % is calculated as Quantity/Base number*100

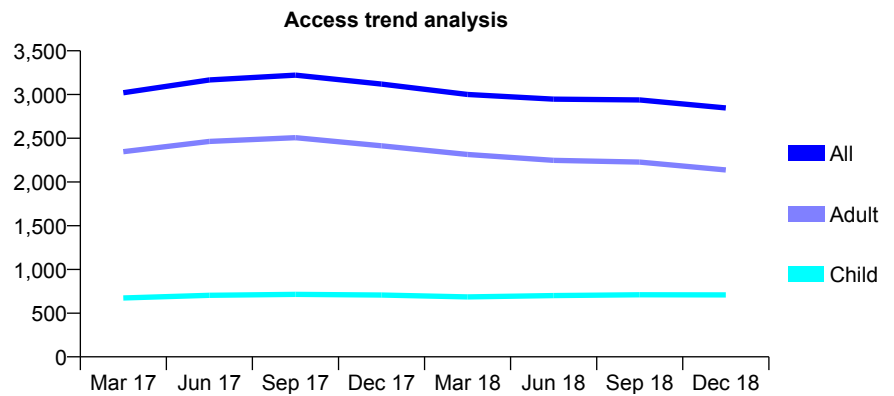
Q68 - Vital Signs At a Glance Contract Report for 134023/0001 - December 2018

Name or company name	Bright Dental Clinic Limited
Contract type name	GDS Contract
Purpose of contract	General
Contract start date	01/04/2014
Contract end date	

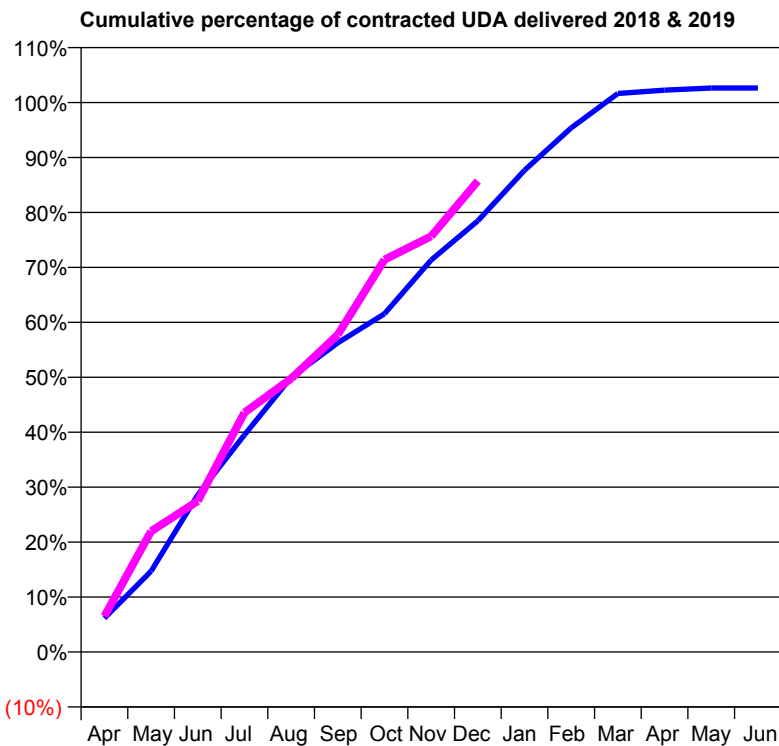
18/19 Contracted general activity (UDA)	7,557
Carry forward general activity (UDA)	0
18/19 Contracted orthodontic activity (UOA)	0
Carry forward orthodontic activity (UOA)	0
Baseline contract value	£198,872.60

ACCESS*

Patients seen in 24 months	Total	Change since previous quarter
Quarter ending December 2017	3,120	
Quarter ending March 2018	3,001	↓
Quarter ending June 2018	2,947	↓
Quarter ending September 2018	2,938	→
Quarter ending December 2018	2,847	↓
Variance since December 2017	(8.8%)	↓



ACTIVITY



Month	Adjusted Scheduled Activity (UDA)	
	2018	2019
April	465	492
May	1,111	1,660
June	2,161	2,077
July	2,986	3,292
August	3,776	3,760
September	4,253	4,364
October	4,651	5,396
November	5,391	5,717
December	5,930	6,478
January	6,625	
February	7,208	
March	7,682	
April	7,727	
May	7,755	
June	7,755	

QUALITY

	Quantity	Base Number	Contract	AT	Region	England
% of FP17s for the same patient ID Re-attending within 3 months - Children	72	946	7.6%	9.5%	11.3%	11.8%
% of FP17s for the same patient ID Re-attending within 3 months - Adults	358	2,428	14.7%	15.0%	15.3%	15.6%
% of FP17s for the same patient ID Re-attending between 3 & 9 months - Children	586	946	61.9%	59.9%	61.1%	58.8%
% of FP17s for the same patient ID Re-attending between 3 & 9 months - Adults	1,278	2,428	52.6%	51.5%	52.4%	51.0%
% of FP17s for Band 1 Urgent Courses	336	3,351	10.0%	9.4%	9.5%	9.0%
% of FP17s Relating to Free Repair or Replacements	6	3,351	0.2%	0.5%	0.7%	0.8%
% of FP17s Relating to Continuations	1	3,351	0.0%	0.8%	0.8%	0.9%
% of Patients satisfied with the dentistry they have received	2	2	N/A	92.5%	93.1%	93.2%
% of Patients satisfied with the time they had to wait for an appointment	2	2	N/A	88.5%	87.8%	88.3%

* This is based on patients treated on this contract for their most recent course of treatment. Figures in italics indicate the base number of FP17s or Patient Questionnaire responses are less than 100. N/A is shown where the base number of responses is less than 10 during the period. % is calculated as Quantity/Base number*100

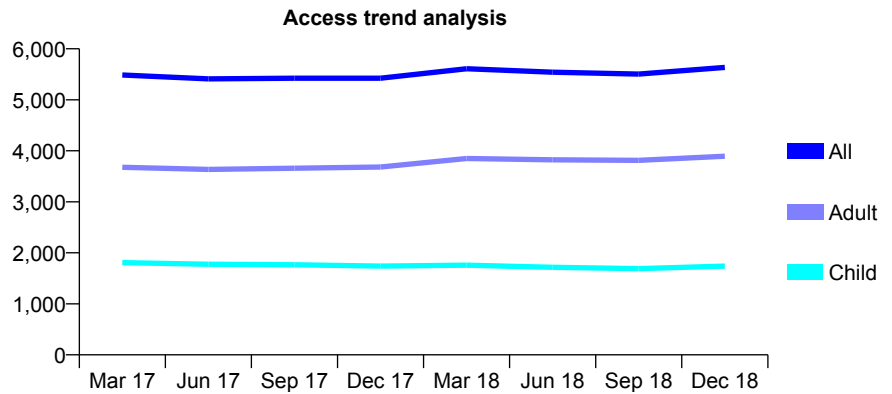
Q68 - Vital Signs At a Glance Contract Report for 134635/0001 - December 2018

Name or company name	The Bosham Clinic Limited
Contract type name	GDS Contract
Purpose of contract	General
Contract start date	01/04/2011
Contract end date	

18/19 Contracted general activity (UDA)	16,055
Carry forward general activity (UDA)	11
18/19 Contracted orthodontic activity (UOA)	0
Carry forward orthodontic activity (UOA)	0
Baseline contract value	£422,410.75

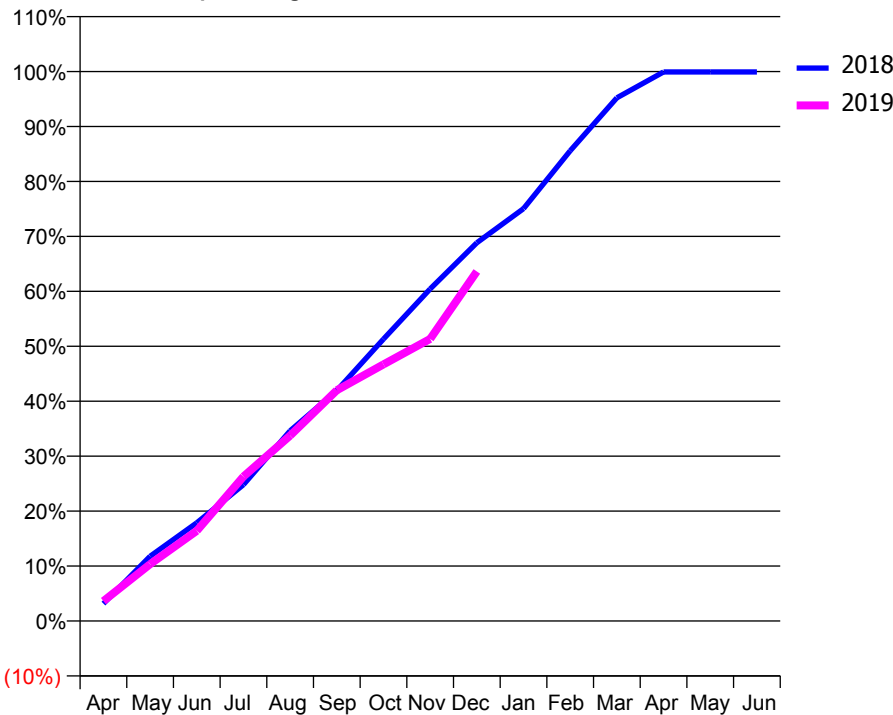
ACCESS*

Patients seen in 24 months	Total	Change since previous quarter
Quarter ending December 2017	5,423	
Quarter ending March 2018	5,608	↑
Quarter ending June 2018	5,541	↓
Quarter ending September 2018	5,504	→
Quarter ending December 2018	5,636	↑
Variance since December 2017	3.9%	↑



ACTIVITY

Cumulative percentage of contracted UDA delivered 2018 & 2019



Month	Adjusted Scheduled Activity (UDA)	
	2018	2019
April	507	582
May	1,893	1,663
June	2,870	2,634
July	3,984	4,221
August	5,558	5,418
September	6,734	6,741
October	8,238	7,500
November	9,703	8,243
December	11,051	10,215
January	12,050	
February	13,741	
March	15,288	
April	16,044	
May	16,044	
June	16,044	

QUALITY

	Quantity	Base Number	Contract	AT	Region	England
% of FP17s for the same patient ID Re-attending within 3 months - Children	105	1,871	5.6%	9.5%	11.3%	11.8%
% of FP17s for the same patient ID Re-attending within 3 months - Adults	482	4,288	11.2%	15.0%	15.3%	15.6%
% of FP17s for the same patient ID Re-attending between 3 & 9 months - Children	1,237	1,871	66.1%	59.9%	61.1%	58.8%
% of FP17s for the same patient ID Re-attending between 3 & 9 months - Adults	2,808	4,288	65.5%	51.5%	52.4%	51.0%
% of FP17s for Band 1 Urgent Courses	227	5,807	3.9%	9.4%	9.5%	9.0%
% of FP17s Relating to Free Repair or Replacements	20	5,807	0.3%	0.5%	0.7%	0.8%
% of FP17s Relating to Continuations	114	5,807	2.0%	0.8%	0.8%	0.9%
% of Patients satisfied with the dentistry they have received	3	3	N/A	92.5%	93.1%	93.2%
% of Patients satisfied with the time they had to wait for an appointment	2	3	N/A	88.5%	87.8%	88.3%

* This is based on patients treated on this contract for their most recent course of treatment. Figures in italics indicate the base number of FP17s or Patient Questionnaire responses are less than 100. N/A is shown where the base number of responses is less than 10 during the period. % is calculated as Quantity/Base number*100

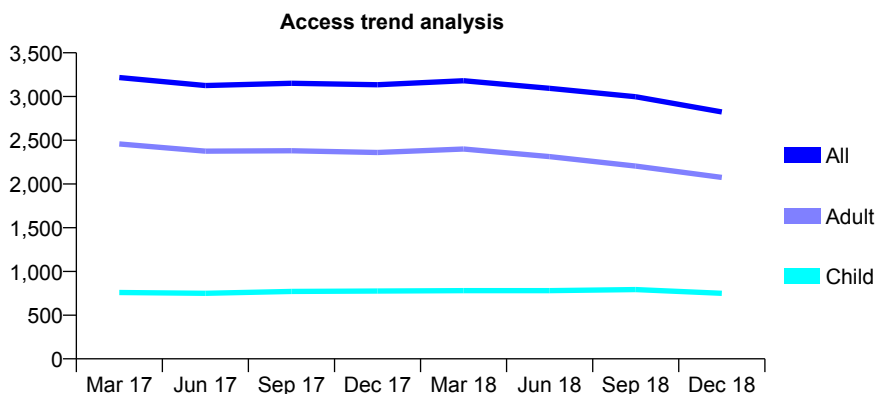
Q68 - Vital Signs At a Glance Contract Report for 137006/0001 - December 2018

Name or company name	Dr Waseem Akhtar
Contract type name	GDS Contract
Purpose of contract	General
Contract start date	01/04/2015
Contract end date	

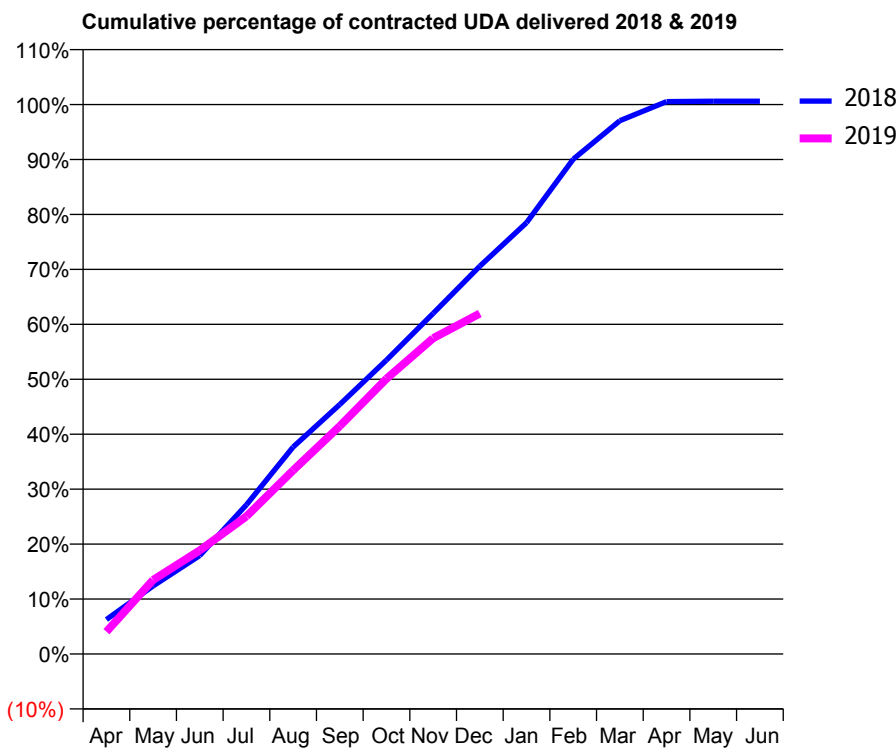
18/19 Contracted general activity (UDA)	8,158
Carry forward general activity (UDA)	0
18/19 Contracted orthodontic activity (UOA)	0
Carry forward orthodontic activity (UOA)	0
Baseline contract value	£197,309.93

ACCESS*

Patients seen in 24 months	Total	Change since previous quarter
Quarter ending December 2017	3,135	
Quarter ending March 2018	3,180	→
Quarter ending June 2018	3,093	↓
Quarter ending September 2018	2,997	↓
Quarter ending December 2018	2,824	↓
Variance since December 2017	(9.9%)	↓



ACTIVITY



Month	Adjusted Scheduled Activity (UDA)	
	2018	2019
April	513	332
May	1,012	1,099
June	1,462	1,539
July	2,217	2,043
August	3,073	2,728
September	3,705	3,385
October	4,364	4,087
November	5,058	4,689
December	5,758	5,056
January	6,403	
February	7,345	
March	7,919	
April	8,201	
May	8,207	
June	8,207	

QUALITY

	Quantity	Base Number	Contract	AT	Region	England
% of FP17s for the same patient ID Re-attending within 3 months - Children	42	594	7.1%	9.5%	11.3%	11.8%
% of FP17s for the same patient ID Re-attending within 3 months - Adults	123	1,416	8.7%	15.0%	15.3%	15.6%
% of FP17s for the same patient ID Re-attending between 3 & 9 months - Children	204	594	34.3%	59.9%	61.1%	58.8%
% of FP17s for the same patient ID Re-attending between 3 & 9 months - Adults	468	1,416	33.1%	51.5%	52.4%	51.0%
% of FP17s for Band 1 Urgent Courses	394	1,919	20.5%	9.4%	9.5%	9.0%
% of FP17s Relating to Free Repair or Replacements	16	1,919	0.8%	0.5%	0.7%	0.8%
% of FP17s Relating to Continuations	10	1,919	0.5%	0.8%	0.8%	0.9%
% of Patients satisfied with the dentistry they have received	2	2	N/A	92.5%	93.1%	93.2%
% of Patients satisfied with the time they had to wait for an appointment	2	2	N/A	88.5%	87.8%	88.3%

* This is based on patients treated on this contract for their most recent course of treatment. Figures in italics indicate the base number of FP17s or Patient Questionnaire responses are less than 100. N/A is shown where the base number of responses is less than 10 during the period. % is calculated as Quantity/Base number*100

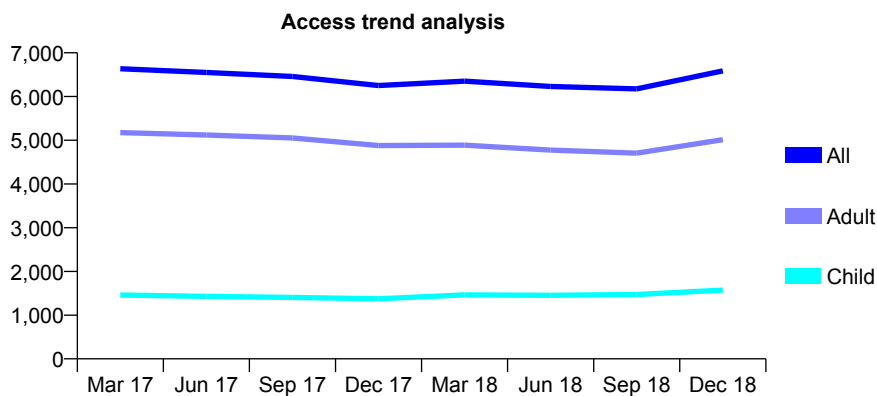
Q68 - Vital Signs At a Glance Contract Report for 137227/0001 - December 2018

Name or company name	Mr A Pangotra and Associates
Contract type name	GDS Contract
Purpose of contract	General
Contract start date	01/08/2012
Contract end date	

18/19 Contracted general activity (UDA)	23,000
Carry forward general activity (UDA)	0
18/19 Contracted orthodontic activity (UOA)	0
Carry forward orthodontic activity (UOA)	0
Baseline contract value	£692,113.58

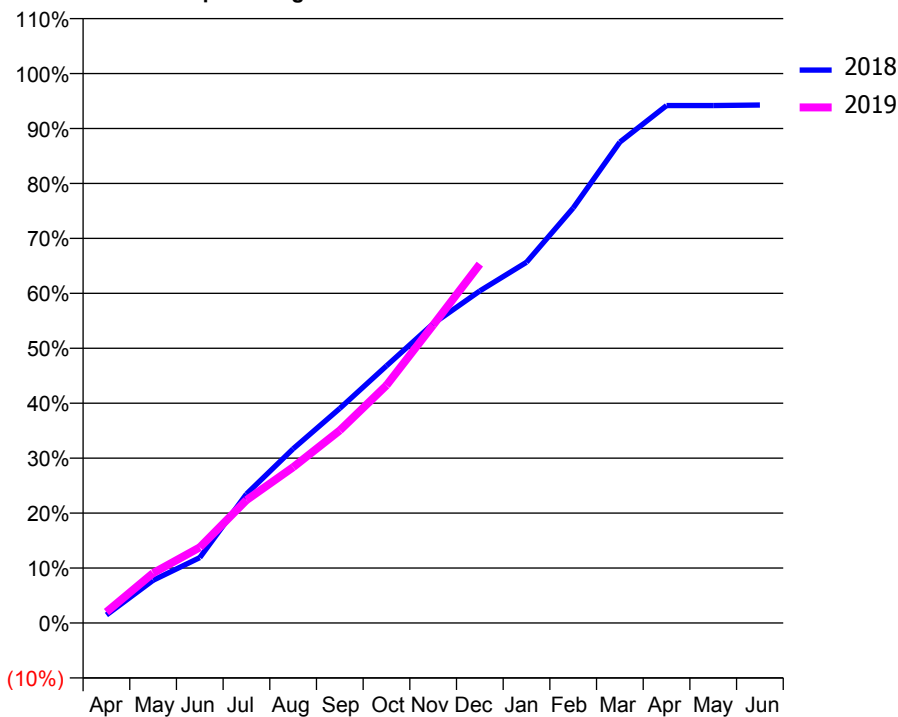
ACCESS*

Patients seen in 24 months	Total	Change since previous quarter
Quarter ending December 2017	6,252	
Quarter ending March 2018	6,351	→
Quarter ending June 2018	6,229	↓
Quarter ending September 2018	6,176	→
Quarter ending December 2018	6,586	↑
Variance since December 2017	5.3%	↑



ACTIVITY

Cumulative percentage of contracted UDA delivered 2018 & 2019



Month	Adjusted Scheduled Activity (UDA)	
	2018	2019
April	339	458
May	1,789	2,092
June	2,738	3,170
July	5,397	5,144
August	7,291	6,524
September	8,983	8,064
October	10,763	9,947
November	12,526	12,471
December	13,901	15,025
January	15,101	
February	17,370	
March	20,130	
April	21,659	
May	21,659	
June	21,682	

QUALITY

	Quantity	Base Number	Contract	AT	Region	England
% of FP17s for the same patient ID Re-attending within 3 months - Children	91	1,433	6.4%	9.5%	11.3%	11.8%
% of FP17s for the same patient ID Re-attending within 3 months - Adults	808	4,645	17.4%	15.0%	15.3%	15.6%
% of FP17s for the same patient ID Re-attending between 3 & 9 months - Children	619	1,433	43.2%	59.9%	61.1%	58.8%
% of FP17s for the same patient ID Re-attending between 3 & 9 months - Adults	1,762	4,645	37.9%	51.5%	52.4%	51.0%
% of FP17s for Band 1 Urgent Courses	848	5,668	15.0%	9.4%	9.5%	9.0%
% of FP17s Relating to Free Repair or Replacements	8	5,668	0.1%	0.5%	0.7%	0.8%
% of FP17s Relating to Continuations	55	5,668	1.0%	0.8%	0.8%	0.9%
% of Patients satisfied with the dentistry they have received	2	2	N/A	92.5%	93.1%	93.2%
% of Patients satisfied with the time they had to wait for an appointment	2	2	N/A	88.5%	87.8%	88.3%

* This is based on patients treated on this contract for their most recent course of treatment. Figures in italics indicate the base number of FP17s or Patient Questionnaire responses are less than 100. N/A is shown where the base number of responses is less than 10 during the period. % is calculated as Quantity/Base number*100

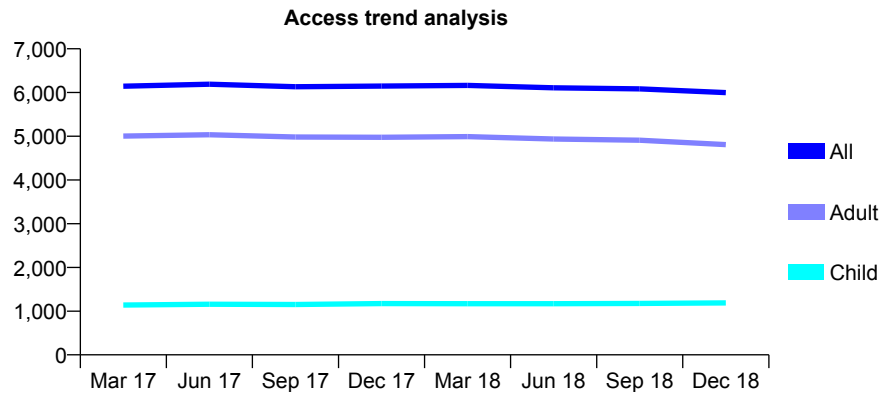
Q68 - Vital Signs At a Glance Contract Report for 138053/0001 - December 2018

Name or company name	Richmond House Practice Limited
Contract type name	GDS Contract
Purpose of contract	General
Contract start date	01/10/2011
Contract end date	

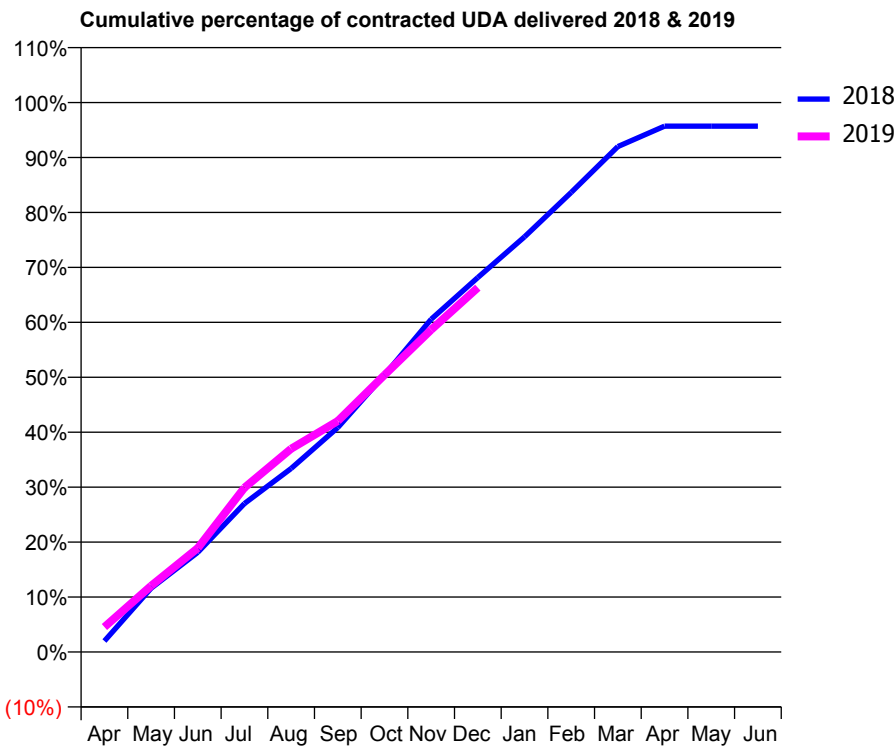
18/19 Contracted general activity (UDA)	16,550
Carry forward general activity (UDA)	0
18/19 Contracted orthodontic activity (UOA)	0
Carry forward orthodontic activity (UOA)	0
Baseline contract value	£469,544.08

ACCESS*

Patients seen in 24 months	Total	Change since previous quarter
Quarter ending December 2017	6,149	
Quarter ending March 2018	6,162	→
Quarter ending June 2018	6,107	→
Quarter ending September 2018	6,084	→
Quarter ending December 2018	5,998	↓
Variance since December 2017	(2.5%)	↓



ACTIVITY



Month	Adjusted Scheduled Activity (UDA)	
	2018	2019
April	332	754
May	1,921	1,996
June	3,003	3,131
July	4,473	4,950
August	5,528	6,124
September	6,761	6,957
October	8,342	8,343
November	10,022	9,703
December	11,280	10,974
January	12,505	
February	13,841	
March	15,224	
April	15,837	
May	15,838	
June	15,837	

QUALITY

	Quantity	Base Number	Contract	AT	Region	England
% of FP17s for the same patient ID Re-attending within 3 months - Children	68	1,328	5.1%	9.5%	11.3%	11.8%
% of FP17s for the same patient ID Re-attending within 3 months - Adults	523	4,856	10.8%	15.0%	15.3%	15.6%
% of FP17s for the same patient ID Re-attending between 3 & 9 months - Children	913	1,328	68.8%	59.9%	61.1%	58.8%
% of FP17s for the same patient ID Re-attending between 3 & 9 months - Adults	2,876	4,856	59.2%	51.5%	52.4%	51.0%
% of FP17s for Band 1 Urgent Courses	182	5,913	3.1%	9.4%	9.5%	9.0%
% of FP17s Relating to Free Repair or Replacements	30	5,913	0.5%	0.5%	0.7%	0.8%
% of FP17s Relating to Continuations	135	5,913	2.3%	0.8%	0.8%	0.9%
% of Patients satisfied with the dentistry they have received	3	3	N/A	92.5%	93.1%	93.2%
% of Patients satisfied with the time they had to wait for an appointment	3	3	N/A	88.5%	87.8%	88.3%

* This is based on patients treated on this contract for their most recent course of treatment. Figures in italics indicate the base number of FP17s or Patient Questionnaire responses are less than 100. N/A is shown where the base number of responses is less than 10 during the period. % is calculated as Quantity/Base number*100

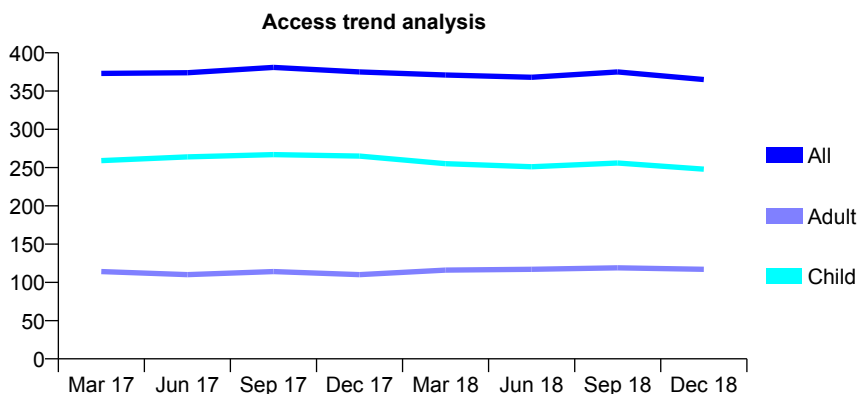
Q68 - Vital Signs At a Glance Contract Report for 141011/0001 - December 2018

Name or company name	APF Dental Practice
Contract type name	GDS Contract
Purpose of contract	General
Contract start date	01/04/2006
Contract end date	

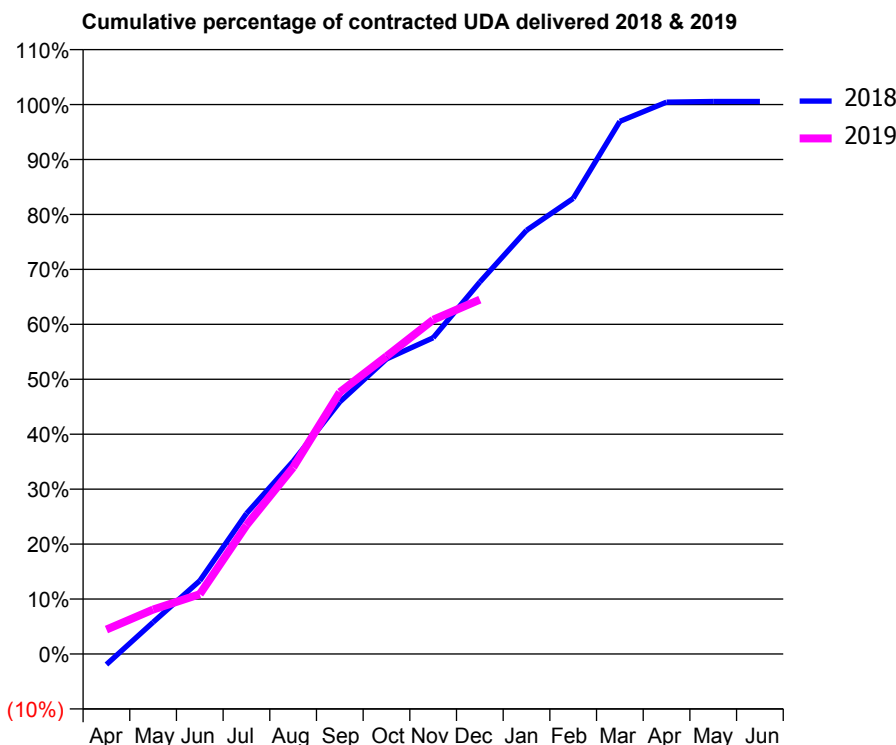
18/19 Contracted general activity (UDA)	830
Carry forward general activity (UDA)	0
18/19 Contracted orthodontic activity (UOA)	0
Carry forward orthodontic activity (UOA)	0
Baseline contract value	£23,697.43

ACCESS*

Patients seen in 24 months	Total	Change since previous quarter
Quarter ending December 2017	375	
Quarter ending March 2018	371	↓
Quarter ending June 2018	368	→
Quarter ending September 2018	375	→
Quarter ending December 2018	365	↓
Variance since December 2017	(2.7%)	↓



ACTIVITY



Month	Adjusted Scheduled Activity (UDA)	
	2018	2019
April	-16	37
May	48	67
June	111	90
July	212	194
August	291	282
September	381	395
October	446	450
November	478	505
December	562	535
January	640	
February	688	
March	805	
April	834	
May	835	
June	835	

QUALITY

	Quantity	Base Number	Contract	AT	Region	England
% of FP17s for the same patient ID Re-attending within 3 months - Children	15	311	4.8%	9.5%	11.3%	11.8%
% of FP17s for the same patient ID Re-attending within 3 months - Adults	11	110	10.0%	15.0%	15.3%	15.6%
% of FP17s for the same patient ID Re-attending between 3 & 9 months - Children	242	311	77.8%	59.9%	61.1%	58.8%
% of FP17s for the same patient ID Re-attending between 3 & 9 months - Adults	79	110	71.8%	51.5%	52.4%	51.0%
% of FP17s for Band 1 Urgent Courses	16	395	4.1%	9.4%	9.5%	9.0%
% of FP17s Relating to Free Repair or Replacements	0	395	0.0%	0.5%	0.7%	0.8%
% of FP17s Relating to Continuations	1	395	0.3%	0.8%	0.8%	0.9%
% of Patients satisfied with the dentistry they have received	0	0	N/A	92.5%	93.1%	93.2%
% of Patients satisfied with the time they had to wait for an appointment	0	0	N/A	88.5%	87.8%	88.3%

* This is based on patients treated on this contract for their most recent course of treatment. Figures in italics indicate the base number of FP17s or Patient Questionnaire responses are less than 100. N/A is shown where the base number of responses is less than 10 during the period. % is calculated as Quantity/Base number*100

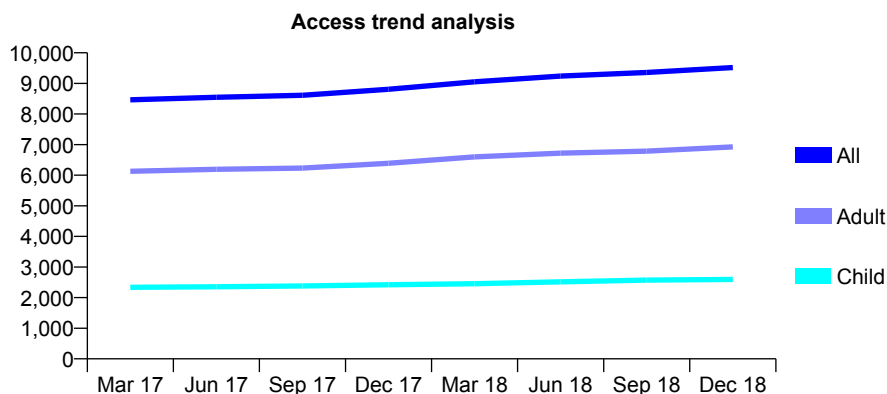
Q68 - Vital Signs At a Glance Contract Report for 141127/0001 - December 2018

Name or company name	Mr S A Butt & Mr S Butt
Contract type name	Pilot Contract
Purpose of contract	General
Contract start date	01/08/2011
Contract end date	

18/19 Contracted general activity (UDA)	31,276
Carry forward general activity (UDA)	0
18/19 Contracted orthodontic activity (UOA)	0
Carry forward orthodontic activity (UOA)	0
Baseline contract value	£767,802.19

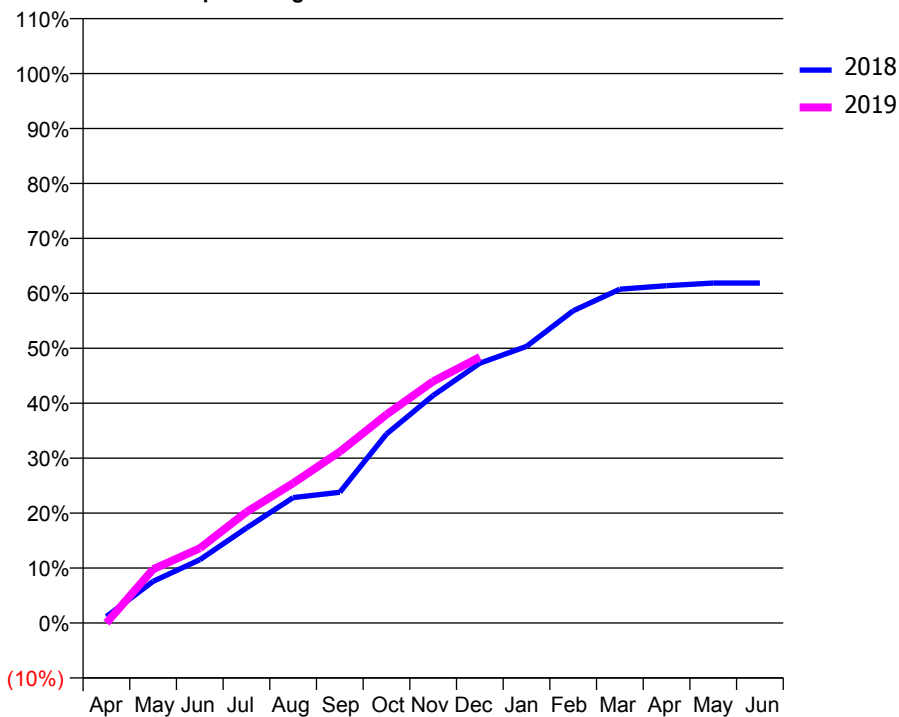
ACCESS*

Patients seen in 24 months	Total	Change since previous quarter
Quarter ending December 2017	8,810	
Quarter ending March 2018	9,053	↑
Quarter ending June 2018	9,239	↑
Quarter ending September 2018	9,356	→
Quarter ending December 2018	9,520	→
Variance since December 2017	8.1%	↑



ACTIVITY

Cumulative percentage of contracted UDA delivered 2018 & 2019



Month	Adjusted Scheduled Activity (UDA)	
	2018	2019
April	365	0
May	2,375	3,060
June	3,601	4,254
July	5,409	6,321
August	7,140	7,960
September	7,441	9,748
October	10,760	11,869
November	12,949	13,755
December	14,788	15,140
January	15,748	
February	17,773	
March	19,001	
April	19,198	
May	19,349	
June	19,350	

QUALITY

	Quantity	Base Number	Contract	AT	Region	England
% of FP17s for the same patient ID Re-attending within 3 months - Children	209	2,639	7.9%	9.5%	11.3%	11.8%
% of FP17s for the same patient ID Re-attending within 3 months - Adults	949	5,784	16.4%	15.0%	15.3%	15.6%
% of FP17s for the same patient ID Re-attending between 3 & 9 months - Children	1,355	2,639	51.3%	59.9%	61.1%	58.8%
% of FP17s for the same patient ID Re-attending between 3 & 9 months - Adults	1,793	5,784	31.0%	51.5%	52.4%	51.0%
% of FP17s for Band 1 Urgent Courses	865	7,089	12.2%	9.4%	9.5%	9.0%
% of FP17s Relating to Free Repair or Replacements	33	7,089	0.5%	0.5%	0.7%	0.8%
% of FP17s Relating to Continuations	9	7,089	0.1%	0.8%	0.8%	0.9%
% of Patients satisfied with the dentistry they have received	2	2	N/A	92.5%	93.1%	93.2%
% of Patients satisfied with the time they had to wait for an appointment	2	2	N/A	88.5%	87.8%	88.3%

* This is based on patients treated on this contract for their most recent course of treatment. Figures in italics indicate the base number of FP17s or Patient Questionnaire responses are less than 100. N/A is shown where the base number of responses is less than 10 during the period. % is calculated as Quantity/Base number*100

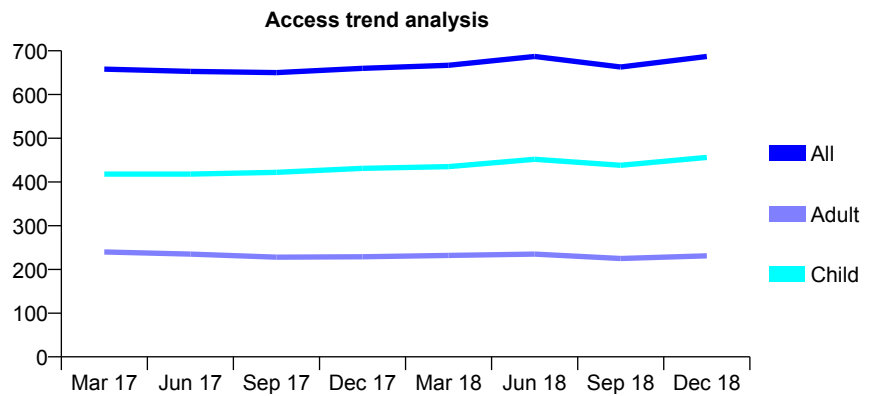
Q68 - Vital Signs At a Glance Contract Report for 141410/0001 - December 2018

Name or company name	Ucer Ltd
Contract type name	GDS Contract
Purpose of contract	General
Contract start date	01/10/2009
Contract end date	

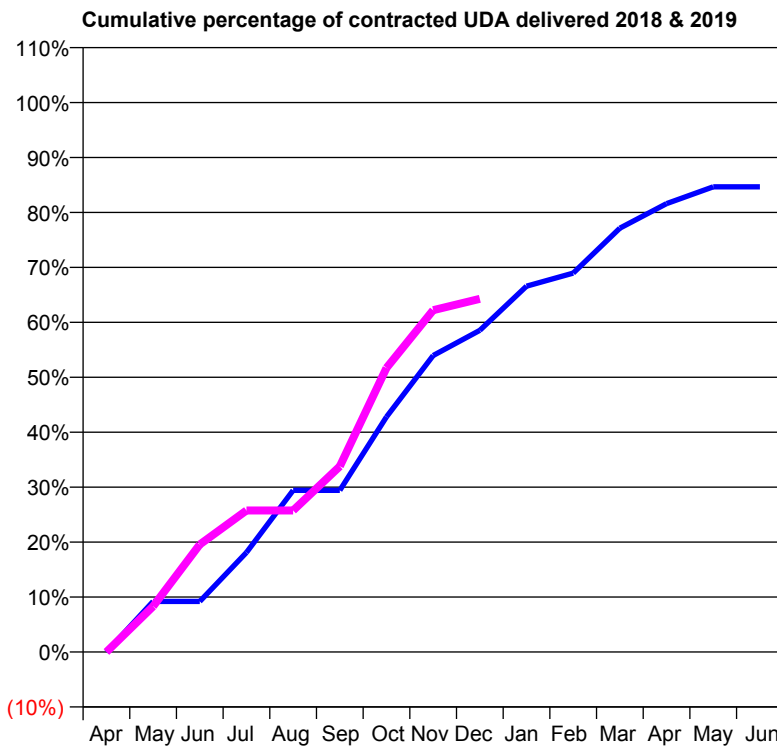
18/19 Contracted general activity (UDA)	1,300
Carry forward general activity (UDA)	0
18/19 Contracted orthodontic activity (UOA)	0
Carry forward orthodontic activity (UOA)	0
Baseline contract value	£29,708.79

ACCESS*

Patients seen in 24 months	Total	Change since previous quarter
Quarter ending December 2017	660	
Quarter ending March 2018	667	→
Quarter ending June 2018	687	↑
Quarter ending September 2018	663	↓
Quarter ending December 2018	687	↑
Variance since December 2017	4.1%	↑



ACTIVITY



Adjusted Scheduled Activity (UDA)		
Month	2018	2019
April	0	0
May	147	108
June	147	254
July	290	335
August	471	335
September	471	439
October	685	672
November	863	809
December	937	836
January	1,065	
February	1,103	
March	1,234	
April	1,306	
May	1,354	
June	1,354	

QUALITY

	Quantity	Base Number	Contract	AT	Region	England
% of FP17s for the same patient ID Re-attending within 3 months - Children	19	509	3.7%	9.5%	11.3%	11.8%
% of FP17s for the same patient ID Re-attending within 3 months - Adults	19	203	9.4%	15.0%	15.3%	15.6%
% of FP17s for the same patient ID Re-attending between 3 & 9 months - Children	296	509	58.2%	59.9%	61.1%	58.8%
% of FP17s for the same patient ID Re-attending between 3 & 9 months - Adults	104	203	51.2%	51.5%	52.4%	51.0%
% of FP17s for Band 1 Urgent Courses	33	647	5.1%	9.4%	9.5%	9.0%
% of FP17s Relating to Free Repair or Replacements	0	647	0.0%	0.5%	0.7%	0.8%
% of FP17s Relating to Continuations	3	647	0.5%	0.8%	0.8%	0.9%
% of Patients satisfied with the dentistry they have received	0	0	N/A	92.5%	93.1%	93.2%
% of Patients satisfied with the time they had to wait for an appointment	0	0	N/A	88.5%	87.8%	88.3%

* This is based on patients treated on this contract for their most recent course of treatment. Figures in italics indicate the base number of FP17s or Patient Questionnaire responses are less than 100. N/A is shown where the base number of responses is less than 10 during the period. % is calculated as Quantity/Base number*100

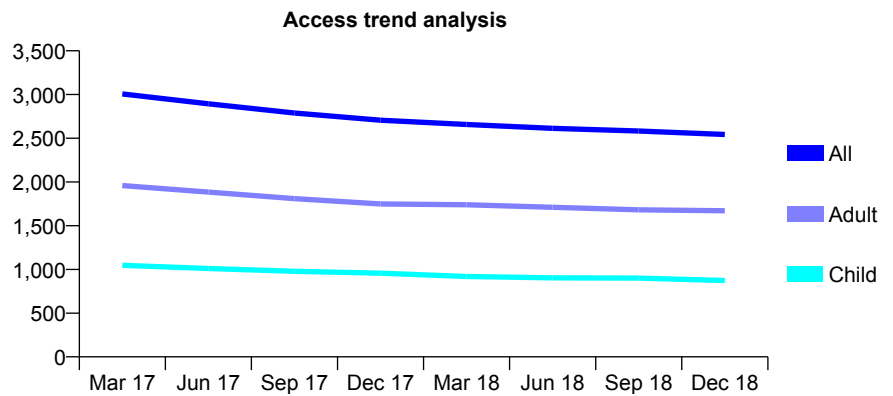
Q68 - Vital Signs At a Glance Contract Report for 144258/0001 - December 2018

Name or company name	Brighton Dental Services
Contract type name	PDS Contract
Purpose of contract	General
Contract start date	01/04/2006
Contract end date	31/03/2019

18/19 Contracted general activity (UDA)	8,074
Carry forward general activity (UDA)	0
18/19 Contracted orthodontic activity (UOA)	0
Carry forward orthodontic activity (UOA)	0
Baseline contract value	£1,680,913.69

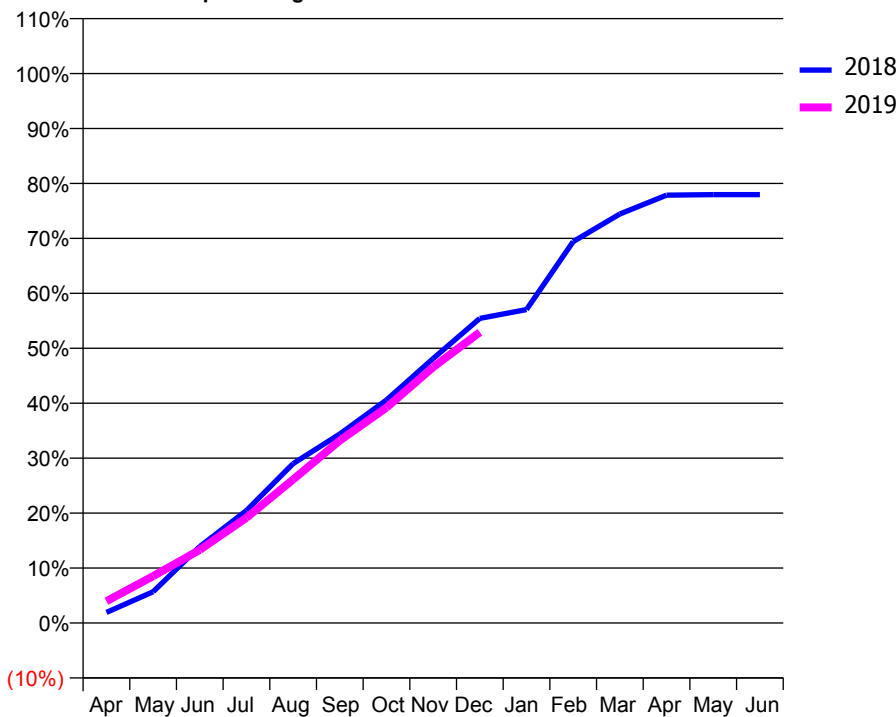
ACCESS*

Patients seen in 24 months	Total	Change since previous quarter
Quarter ending December 2017	2,706	
Quarter ending March 2018	2,658	↓
Quarter ending June 2018	2,613	↓
Quarter ending September 2018	2,582	↓
Quarter ending December 2018	2,543	↓
Variance since December 2017	(6.0%)	↓



ACTIVITY

Cumulative percentage of contracted UDA delivered 2018 & 2019



Month	Adjusted Scheduled Activity (UDA)	
	2018	2019
April	155	321
May	460	689
June	1,124	1,075
July	1,652	1,548
August	2,341	2,110
September	2,777	2,681
October	3,277	3,165
November	3,885	3,759
December	4,477	4,273
January	4,605	
February	5,605	
March	6,011	
April	6,286	
May	6,295	
June	6,295	

QUALITY

	Quantity	Base Number	Contract	AT	Region	England
% of FP17s for the same patient ID Re-attending within 3 months - Children	69	788	8.8%	9.5%	11.3%	11.8%
% of FP17s for the same patient ID Re-attending within 3 months - Adults	159	1,191	13.4%	15.0%	15.3%	15.6%
% of FP17s for the same patient ID Re-attending between 3 & 9 months - Children	326	788	41.4%	59.9%	61.1%	58.8%
% of FP17s for the same patient ID Re-attending between 3 & 9 months - Adults	469	1,191	39.4%	51.5%	52.4%	51.0%
% of FP17s for Band 1 Urgent Courses	146	1,833	8.0%	9.4%	9.5%	9.0%
% of FP17s Relating to Free Repair or Replacements	2	1,833	0.1%	0.5%	0.7%	0.8%
% of FP17s Relating to Continuations	4	1,833	0.2%	0.8%	0.8%	0.9%
% of Patients satisfied with the dentistry they have received	2	2	N/A	92.5%	93.1%	93.2%
% of Patients satisfied with the time they had to wait for an appointment	2	2	N/A	88.5%	87.8%	88.3%

* This is based on patients treated on this contract for their most recent course of treatment. Figures in italics indicate the base number of FP17s or Patient Questionnaire responses are less than 100. N/A is shown where the base number of responses is less than 10 during the period. % is calculated as Quantity/Base number*100

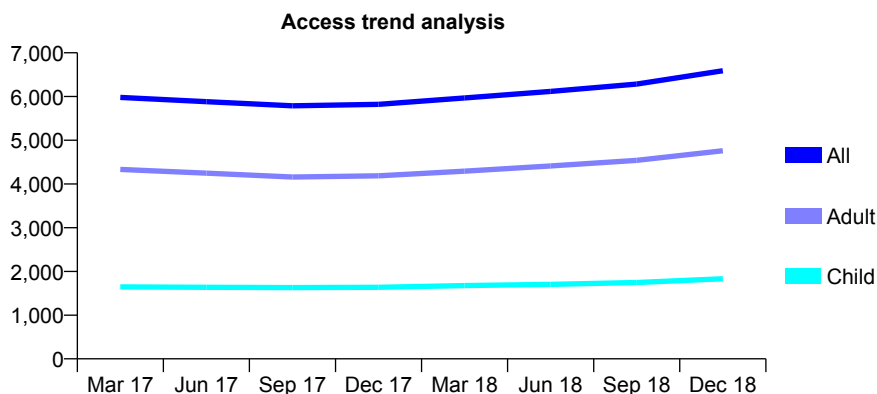
Q68 - Vital Signs At a Glance Contract Report for 146773/0001 - December 2018

Name or company name	Shoreham Oral Care Limited
Contract type name	GDS Contract
Purpose of contract	General
Contract start date	01/12/2006
Contract end date	

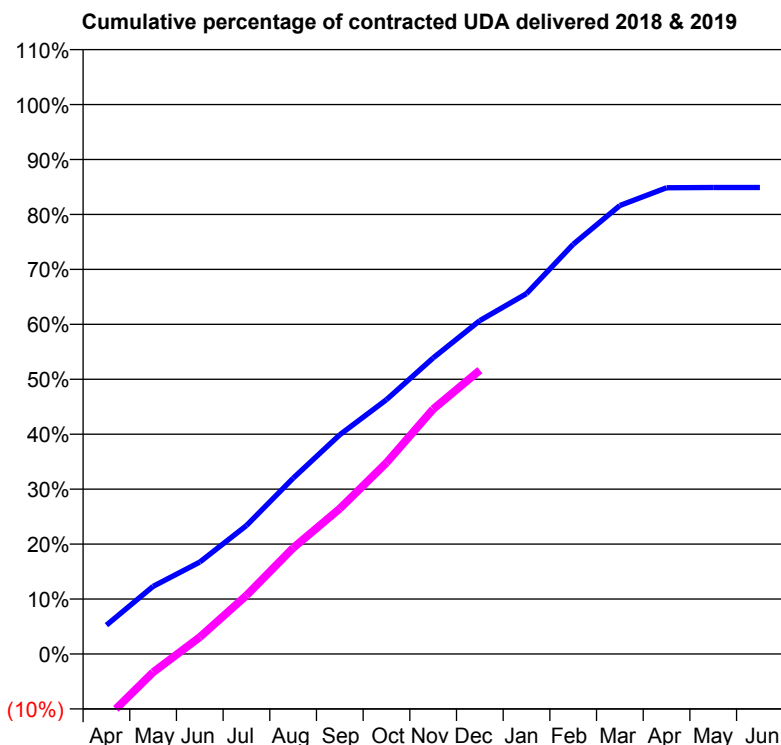
18/19 Contracted general activity (UDA)	22,826
Carry forward general activity (UDA)	3,445
18/19 Contracted orthodontic activity (UOA)	0
Carry forward orthodontic activity (UOA)	0
Baseline contract value	£676,573.57

ACCESS*

Patients seen in 24 months	Total	Change since previous quarter
Quarter ending December 2017	5,821	
Quarter ending March 2018	5,969	↑
Quarter ending June 2018	6,116	↑
Quarter ending September 2018	6,286	↑
Quarter ending December 2018	6,591	↑
Variance since December 2017	13.2%	↑



ACTIVITY



Month	Adjusted Scheduled Activity (UDA)	
	2018	2019
April	1,200	-2,679
May	2,814	-763
June	3,817	698
July	5,334	2,436
August	7,305	4,407
September	9,111	6,041
October	10,567	7,948
November	12,300	10,173
December	13,850	11,789
January	14,972	
February	17,019	
March	18,631	
April	19,370	
May	19,378	
June	19,380	

QUALITY

	Quantity	Base Number	Contract	AT	Region	England
% of FP17s for the same patient ID Re-attending within 3 months - Children	104	2,183	4.8%	9.5%	11.3%	11.8%
% of FP17s for the same patient ID Re-attending within 3 months - Adults	647	5,312	12.2%	15.0%	15.3%	15.6%
% of FP17s for the same patient ID Re-attending between 3 & 9 months - Children	1,373	2,183	62.9%	59.9%	61.1%	58.8%
% of FP17s for the same patient ID Re-attending between 3 & 9 months - Adults	2,830	5,312	53.3%	51.5%	52.4%	51.0%
% of FP17s for Band 1 Urgent Courses	463	7,127	6.5%	9.4%	9.5%	9.0%
% of FP17s Relating to Free Repair or Replacements	32	7,127	0.4%	0.5%	0.7%	0.8%
% of FP17s Relating to Continuations	85	7,127	1.2%	0.8%	0.8%	0.9%
% of Patients satisfied with the dentistry they have received	4	4	N/A	92.5%	93.1%	93.2%
% of Patients satisfied with the time they had to wait for an appointment	4	4	N/A	88.5%	87.8%	88.3%

* This is based on patients treated on this contract for their most recent course of treatment. Figures in italics indicate the base number of FP17s or Patient Questionnaire responses are less than 100. N/A is shown where the base number of responses is less than 10 during the period. % is calculated as Quantity/Base number*100

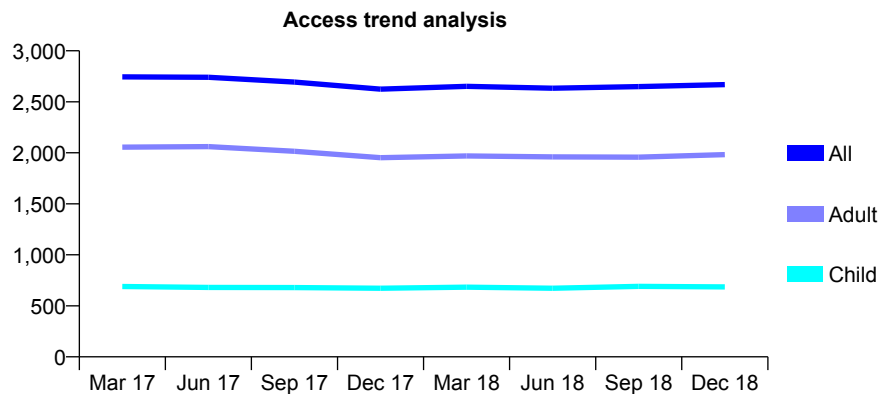
Q68 - Vital Signs At a Glance Contract Report for 147400/0001 - December 2018

Name or company name	Woodcroft Dental Practice Ltd
Contract type name	GDS Contract
Purpose of contract	General
Contract start date	01/04/2010
Contract end date	

18/19 Contracted general activity (UDA)	9,400
Carry forward general activity (UDA)	113
18/19 Contracted orthodontic activity (UOA)	0
Carry forward orthodontic activity (UOA)	0
Baseline contract value	£315,171.62

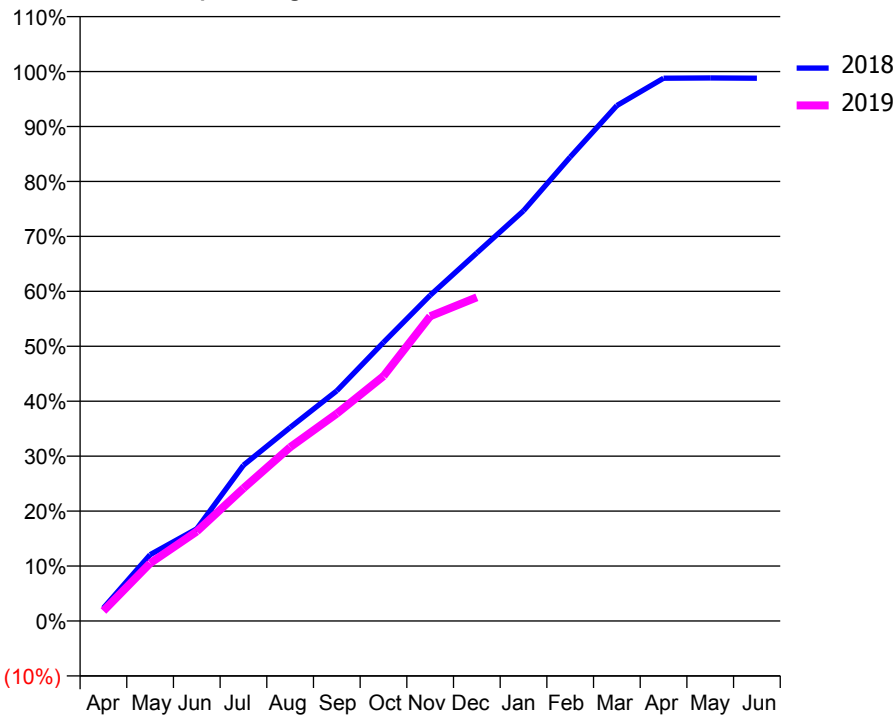
ACCESS*

Patients seen in 24 months	Total	Change since previous quarter
Quarter ending December 2017	2,624	
Quarter ending March 2018	2,652	→
Quarter ending June 2018	2,633	→
Quarter ending September 2018	2,649	→
Quarter ending December 2018	2,668	→
Variance since December 2017	1.7%	→



ACTIVITY

Cumulative percentage of contracted UDA delivered 2018 & 2019



Month	Adjusted Scheduled Activity (UDA)	
	2018	2019
April	223	173
May	1,136	990
June	1,576	1,531
July	2,665	2,272
August	3,311	2,974
September	3,937	3,548
October	4,766	4,190
November	5,571	5,214
December	6,298	5,537
January	7,018	
February	7,938	
March	8,818	
April	9,286	
May	9,289	
June	9,286	

QUALITY

	Quantity	Base Number	Contract	AT	Region	England
% of FP17s for the same patient ID Re-attending within 3 months - Children	64	785	8.2%	9.5%	11.3%	11.8%
% of FP17s for the same patient ID Re-attending within 3 months - Adults	337	2,264	14.9%	15.0%	15.3%	15.6%
% of FP17s for the same patient ID Re-attending between 3 & 9 months - Children	562	785	71.6%	59.9%	61.1%	58.8%
% of FP17s for the same patient ID Re-attending between 3 & 9 months - Adults	1,531	2,264	67.6%	51.5%	52.4%	51.0%
% of FP17s for Band 1 Urgent Courses	204	2,892	7.1%	9.4%	9.5%	9.0%
% of FP17s Relating to Free Repair or Replacements	9	2,892	0.3%	0.5%	0.7%	0.8%
% of FP17s Relating to Continuations	6	2,892	0.2%	0.8%	0.8%	0.9%
% of Patients satisfied with the dentistry they have received	2	2	N/A	92.5%	93.1%	93.2%
% of Patients satisfied with the time they had to wait for an appointment	2	2	N/A	88.5%	87.8%	88.3%

* This is based on patients treated on this contract for their most recent course of treatment. Figures in italics indicate the base number of FP17s or Patient Questionnaire responses are less than 100. N/A is shown where the base number of responses is less than 10 during the period. % is calculated as Quantity/Base number*100

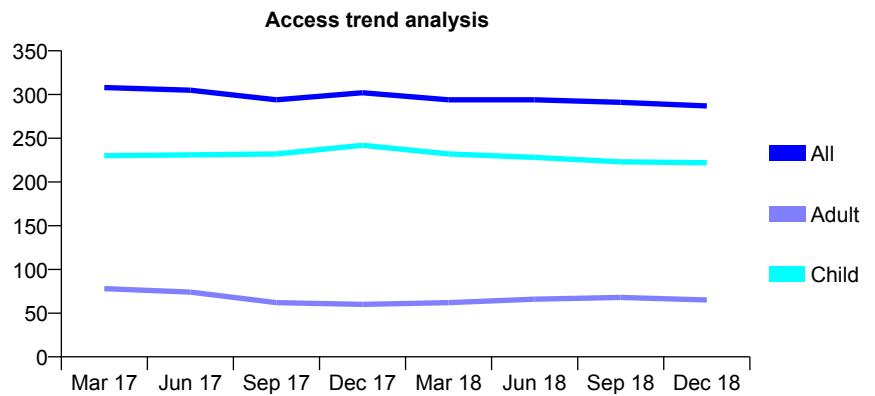
Q68 - Vital Signs At a Glance Contract Report for 148245/0001 - December 2018

Name or company name	Donovan's Dental Practice Limited
Contract type name	GDS Contract
Purpose of contract	General
Contract start date	01/04/2011
Contract end date	

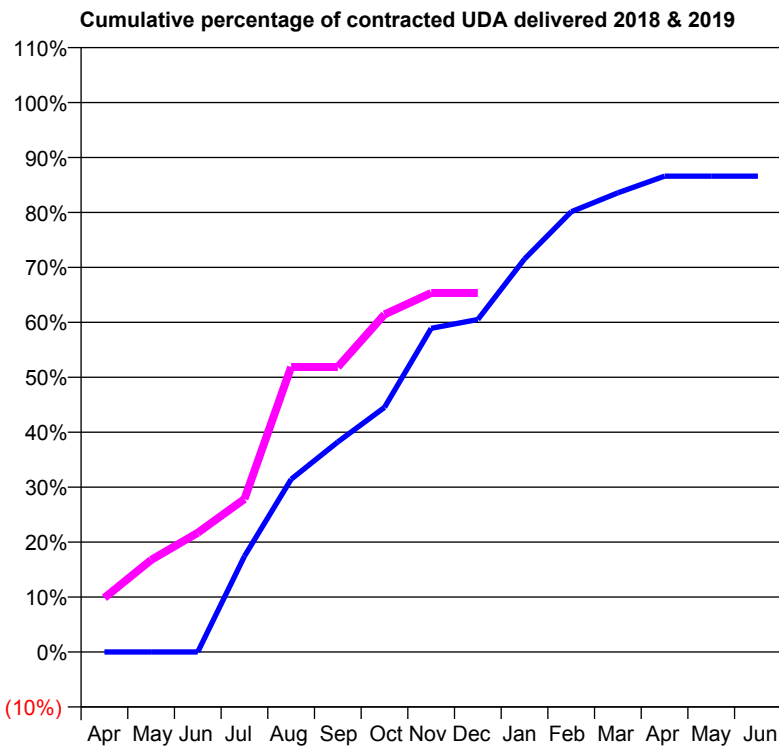
18/19 Contracted general activity (UDA)	408
Carry forward general activity (UDA)	0
18/19 Contracted orthodontic activity (UOA)	0
Carry forward orthodontic activity (UOA)	0
Baseline contract value	£9,906.18

ACCESS*

Patients seen in 24 months	Total	Change since previous quarter
Quarter ending December 2017	302	
Quarter ending March 2018	294	↓
Quarter ending June 2018	294	→
Quarter ending September 2018	291	↓
Quarter ending December 2018	287	↓
Variance since December 2017	(5.0%)	↓



ACTIVITY



Month	Adjusted Scheduled Activity (UDA)	
	2018	2019
April	0	40
May	0	68
June	0	89
July	87	114
August	157	212
September	191	212
October	223	251
November	295	267
December	303	267
January	358	
February	401	
March	418	
April	433	
May	433	
June	433	

QUALITY

	Quantity	Base Number	Contract	AT	Region	England
% of FP17s for the same patient ID Re-attending within 3 months - Children	8	183	4.4%	9.5%	11.3%	11.8%
% of FP17s for the same patient ID Re-attending within 3 months - Adults	0	24	0.0%	15.0%	15.3%	15.6%
% of FP17s for the same patient ID Re-attending between 3 & 9 months - Children	107	183	58.5%	59.9%	61.1%	58.8%
% of FP17s for the same patient ID Re-attending between 3 & 9 months - Adults	20	24	83.3%	51.5%	52.4%	51.0%
% of FP17s for Band 1 Urgent Courses	3	195	1.5%	9.4%	9.5%	9.0%
% of FP17s Relating to Free Repair or Replacements	0	195	0.0%	0.5%	0.7%	0.8%
% of FP17s Relating to Continuations	1	195	0.5%	0.8%	0.8%	0.9%
% of Patients satisfied with the dentistry they have received	0	0	N/A	92.5%	93.1%	93.2%
% of Patients satisfied with the time they had to wait for an appointment	0	0	N/A	88.5%	87.8%	88.3%

* This is based on patients treated on this contract for their most recent course of treatment. Figures in italics indicate the base number of FP17s or Patient Questionnaire responses are less than 100. N/A is shown where the base number of responses is less than 10 during the period. % is calculated as Quantity/Base number*100

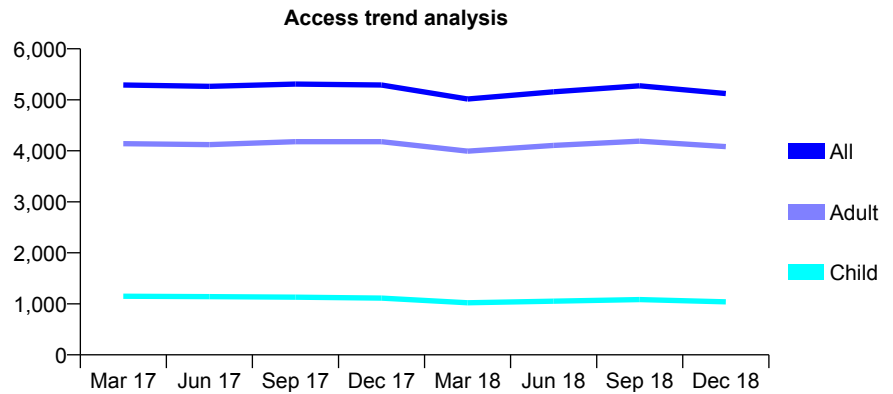
Q68 - Vital Signs At a Glance Contract Report for 148539/0001 - December 2018

Name or company name	Mr A Patel and Ms P Patel
Contract type name	GDS Contract
Purpose of contract	General
Contract start date	01/12/2013
Contract end date	

18/19 Contracted general activity (UDA)	11,952
Carry forward general activity (UDA)	0
18/19 Contracted orthodontic activity (UOA)	0
Carry forward orthodontic activity (UOA)	0
Baseline contract value	£294,349.51

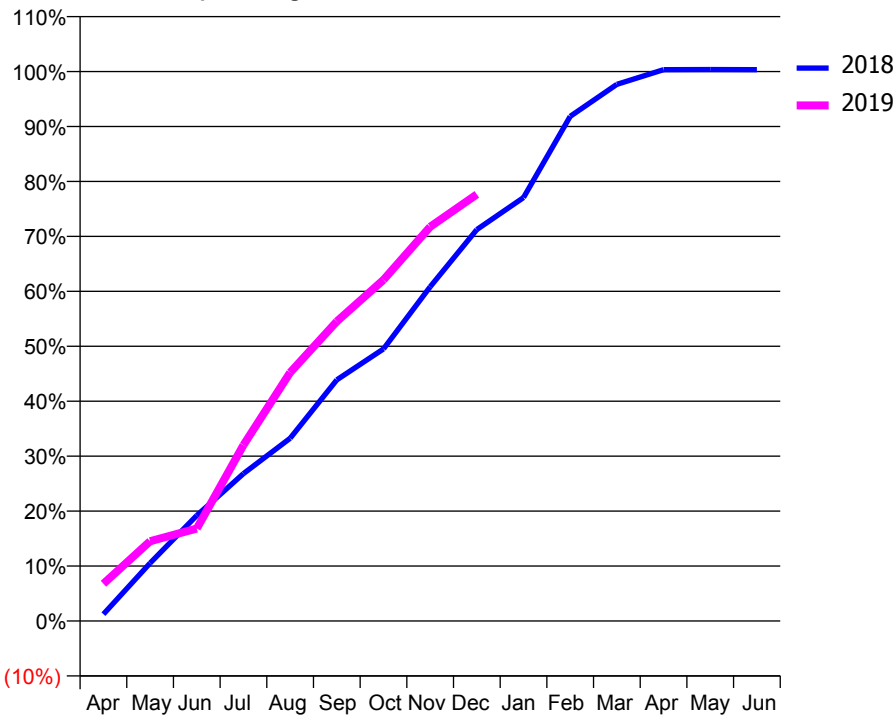
ACCESS*

Patients seen in 24 months	Total	Change since previous quarter
Quarter ending December 2017	5,291	
Quarter ending March 2018	5,016	↓
Quarter ending June 2018	5,157	↑
Quarter ending September 2018	5,274	↑
Quarter ending December 2018	5,123	↓
Variance since December 2017	(3.2%)	↓



ACTIVITY

Cumulative percentage of contracted UDA delivered 2018 & 2019



Month	Adjusted Scheduled Activity (UDA)	
	2018	2019
April	149	811
May	1,261	1,736
June	2,296	2,013
July	3,205	3,828
August	3,975	5,405
September	5,246	6,516
October	5,919	7,420
November	7,269	8,574
December	8,515	9,281
January	9,210	
February	10,976	
March	11,674	
April	11,992	
May	11,994	
June	11,990	

QUALITY

	Quantity	Base Number	Contract	AT	Region	England
% of FP17s for the same patient ID Re-attending within 3 months - Children	82	1,225	6.7%	9.5%	11.3%	11.8%
% of FP17s for the same patient ID Re-attending within 3 months - Adults	617	4,498	13.7%	15.0%	15.3%	15.6%
% of FP17s for the same patient ID Re-attending between 3 & 9 months - Children	718	1,225	58.6%	59.9%	61.1%	58.8%
% of FP17s for the same patient ID Re-attending between 3 & 9 months - Adults	2,229	4,498	49.6%	51.5%	52.4%	51.0%
% of FP17s for Band 1 Urgent Courses	440	4,755	9.3%	9.4%	9.5%	9.0%
% of FP17s Relating to Free Repair or Replacements	114	4,755	2.4%	0.5%	0.7%	0.8%
% of FP17s Relating to Continuations	27	4,755	0.6%	0.8%	0.8%	0.9%
% of Patients satisfied with the dentistry they have received	3	3	N/A	92.5%	93.1%	93.2%
% of Patients satisfied with the time they had to wait for an appointment	2	3	N/A	88.5%	87.8%	88.3%

* This is based on patients treated on this contract for their most recent course of treatment. Figures in italics indicate the base number of FP17s or Patient Questionnaire responses are less than 100. N/A is shown where the base number of responses is less than 10 during the period. % is calculated as Quantity/Base number*100

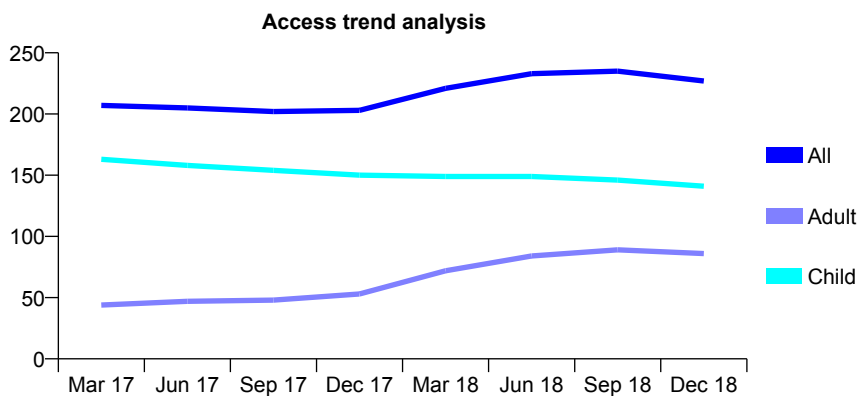
Q68 - Vital Signs At a Glance Contract Report for 150207/0001 - December 2018

Name or company name	Church House Dental Practice Limited
Contract type name	GDS Contract
Purpose of contract	General
Contract start date	01/11/2009
Contract end date	

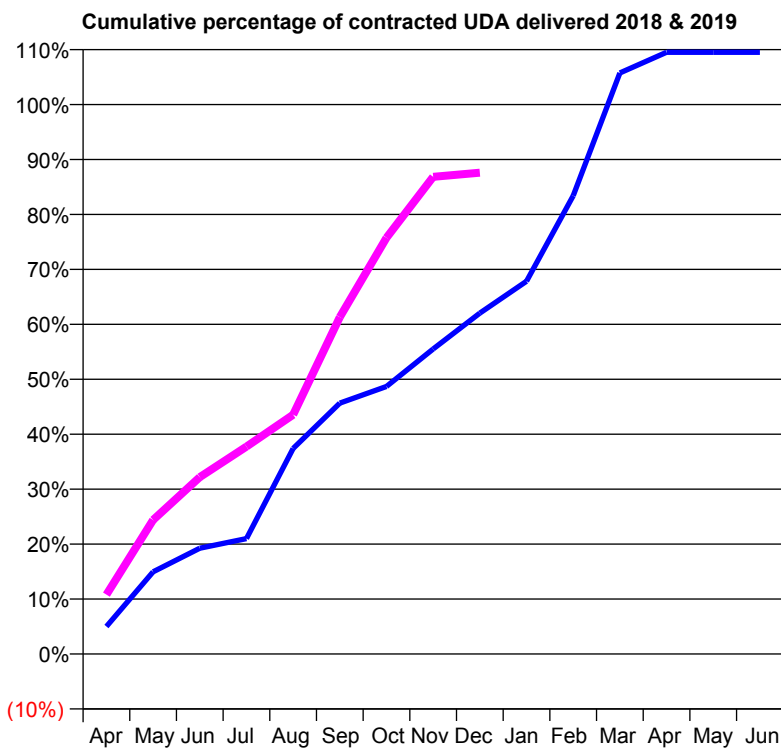
18/19 Contracted general activity (UDA)	400
Carry forward general activity (UDA)	0
18/19 Contracted orthodontic activity (UOA)	0
Carry forward orthodontic activity (UOA)	0
Baseline contract value	£10,172.11

ACCESS*

Patients seen in 24 months	Total	Change since previous quarter
Quarter ending December 2017	203	
Quarter ending March 2018	221	↑
Quarter ending June 2018	233	↑
Quarter ending September 2018	235	→
Quarter ending December 2018	227	↓
Variance since December 2017	11.8%	↑



ACTIVITY



Month	Adjusted Scheduled Activity (UDA)	
	2018	2019
April	20	43
May	60	98
June	77	129
July	84	151
August	150	174
September	183	245
October	195	303
November	222	347
December	248	350
January	271	
February	334	
March	423	
April	438	
May	438	
June	438	

QUALITY

	Quantity	Base Number	Contract	AT	Region	England
% of FP17s for the same patient ID Re-attending within 3 months - Children	11	150	7.3%	9.5%	11.3%	11.8%
% of FP17s for the same patient ID Re-attending within 3 months - Adults	9	55	16.4%	15.0%	15.3%	15.6%
% of FP17s for the same patient ID Re-attending between 3 & 9 months - Children	84	150	56.0%	59.9%	61.1%	58.8%
% of FP17s for the same patient ID Re-attending between 3 & 9 months - Adults	21	55	38.2%	51.5%	52.4%	51.0%
% of FP17s for Band 1 Urgent Courses	12	197	6.1%	9.4%	9.5%	9.0%
% of FP17s Relating to Free Repair or Replacements	0	197	0.0%	0.5%	0.7%	0.8%
% of FP17s Relating to Continuations	0	197	0.0%	0.8%	0.8%	0.9%
% of Patients satisfied with the dentistry they have received	0	0	N/A	92.5%	93.1%	93.2%
% of Patients satisfied with the time they had to wait for an appointment	0	0	N/A	88.5%	87.8%	88.3%

* This is based on patients treated on this contract for their most recent course of treatment. Figures in italics indicate the base number of FP17s or Patient Questionnaire responses are less than 100. N/A is shown where the base number of responses is less than 10 during the period. % is calculated as Quantity/Base number*100

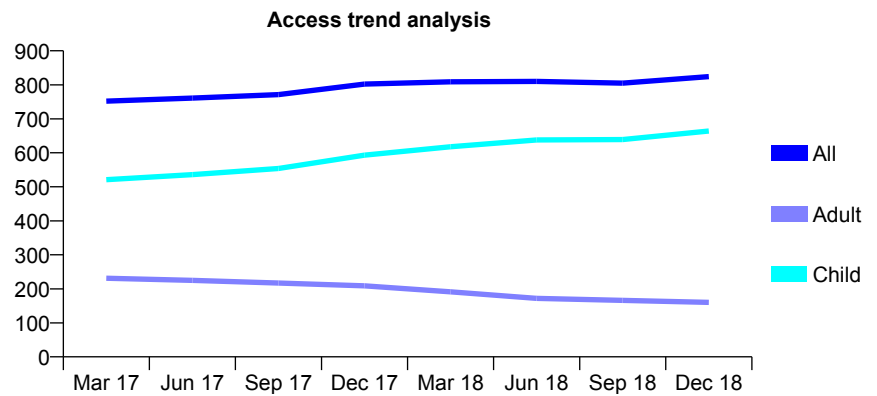
Q68 - Vital Signs At a Glance Contract Report for 153516/0001 - December 2018

Name or company name	Amirreza Farahani
Contract type name	GDS Contract
Purpose of contract	General
Contract start date	21/02/2015
Contract end date	

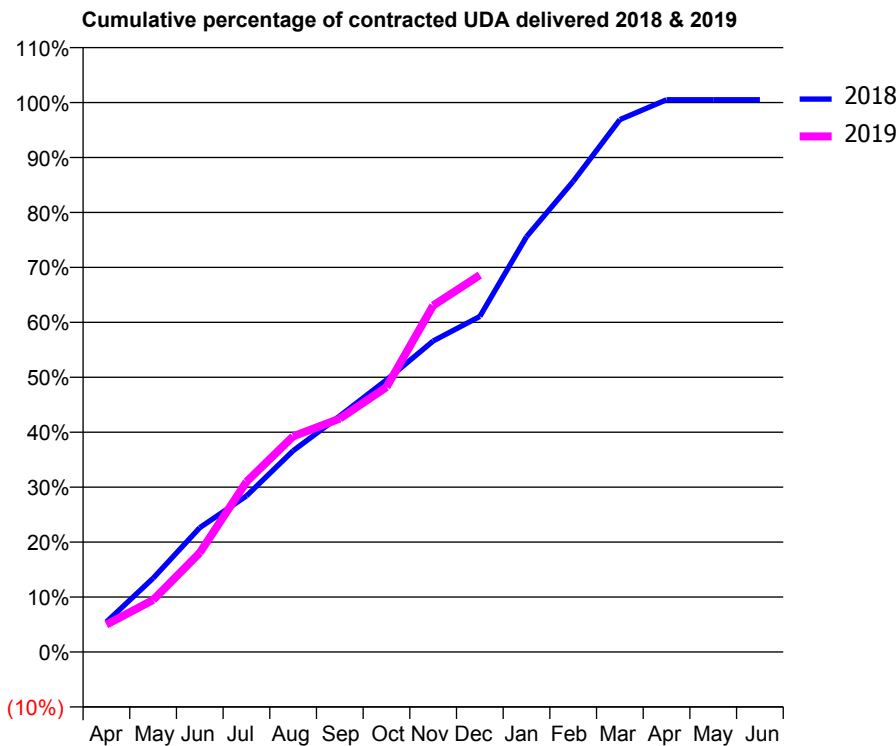
18/19 Contracted general activity (UDA)	1,700
Carry forward general activity (UDA)	0
18/19 Contracted orthodontic activity (UOA)	0
Carry forward orthodontic activity (UOA)	0
Baseline contract value	£45,028.32

ACCESS*

Patients seen in 24 months	Total	Change since previous quarter
Quarter ending December 2017	802	
Quarter ending March 2018	809	→
Quarter ending June 2018	810	→
Quarter ending September 2018	805	→
Quarter ending December 2018	824	↑
Variance since December 2017	2.7%	↑



ACTIVITY



Month	Adjusted Scheduled Activity (UDA)	
	2018	2019
April	93	85
May	228	161
June	385	307
July	483	527
August	623	667
September	731	722
October	842	820
November	962	1,072
December	1,038	1,166
January	1,285	
February	1,456	
March	1,647	
April	1,708	
May	1,708	
June	1,708	

QUALITY

	Quantity	Base Number	Contract	AT	Region	England
% of FP17s for the same patient ID Re-attending within 3 months - Children	33	697	4.7%	9.5%	11.3%	11.8%
% of FP17s for the same patient ID Re-attending within 3 months - Adults	7	98	7.1%	15.0%	15.3%	15.6%
% of FP17s for the same patient ID Re-attending between 3 & 9 months - Children	421	697	60.4%	59.9%	61.1%	58.8%
% of FP17s for the same patient ID Re-attending between 3 & 9 months - Adults	56	98	57.1%	51.5%	52.4%	51.0%
% of FP17s for Band 1 Urgent Courses	24	756	3.2%	9.4%	9.5%	9.0%
% of FP17s Relating to Free Repair or Replacements	1	756	0.1%	0.5%	0.7%	0.8%
% of FP17s Relating to Continuations	0	756	0.0%	0.8%	0.8%	0.9%
% of Patients satisfied with the dentistry they have received	0	0	N/A	92.5%	93.1%	93.2%
% of Patients satisfied with the time they had to wait for an appointment	0	0	N/A	88.5%	87.8%	88.3%

* This is based on patients treated on this contract for their most recent course of treatment. Figures in italics indicate the base number of FP17s or Patient Questionnaire responses are less than 100. N/A is shown where the base number of responses is less than 10 during the period. % is calculated as Quantity/Base number*100

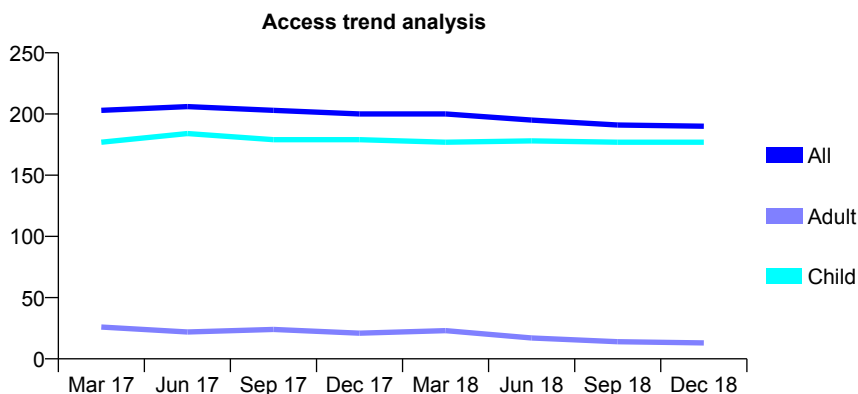
Q68 - Vital Signs At a Glance Contract Report for 153974/0001 - December 2018

Name or company name	Phillip Price Ltd
Contract type name	GDS Contract
Purpose of contract	General
Contract start date	01/04/2007
Contract end date	

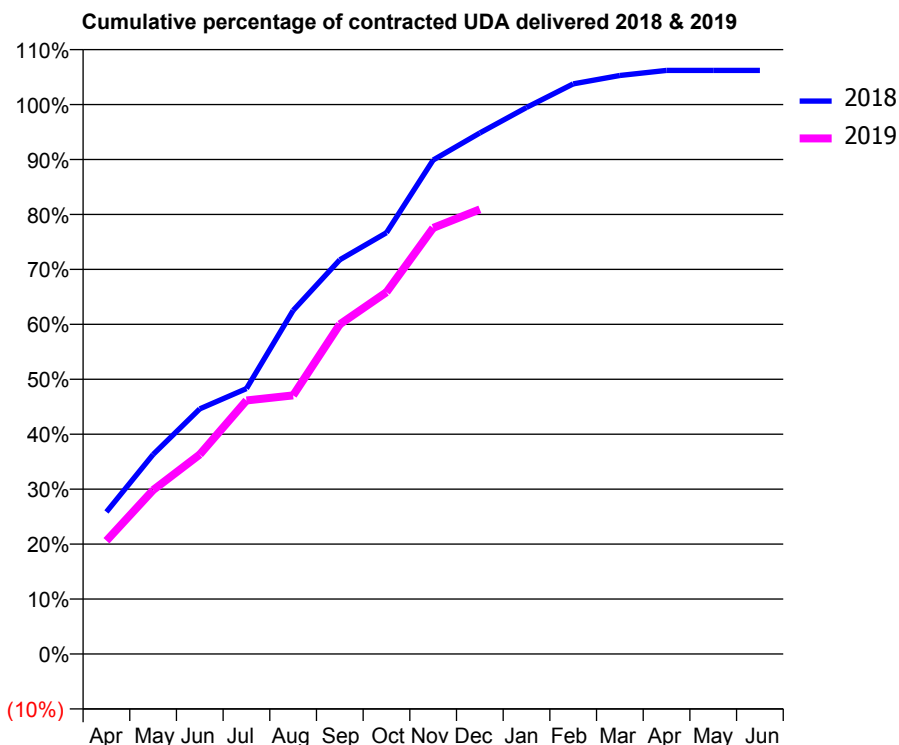
18/19 Contracted general activity (UDA)	325
Carry forward general activity (UDA)	0
18/19 Contracted orthodontic activity (UOA)	0
Carry forward orthodontic activity (UOA)	0
Baseline contract value	£7,180.76

ACCESS*

Patients seen in 24 months	Total	Change since previous quarter
Quarter ending December 2017	200	
Quarter ending March 2018	200	→
Quarter ending June 2018	195	↓
Quarter ending September 2018	191	↓
Quarter ending December 2018	190	→
Variance since December 2017	(5.0%)	↓



ACTIVITY



Month	Adjusted Scheduled Activity (UDA)	
	2018	2019
April	84	67
May	118	97
June	145	118
July	157	150
August	203	153
September	233	195
October	249	214
November	292	252
December	308	263
January	323	
February	337	
March	342	
April	345	
May	345	
June	345	

QUALITY

	Quantity	Base Number	Contract	AT	Region	England
% of FP17s for the same patient ID Re-attending within 3 months - Children	6	245	2.4%	9.5%	11.3%	11.8%
% of FP17s for the same patient ID Re-attending within 3 months - Adults	0	0	N/A	15.0%	15.3%	15.6%
% of FP17s for the same patient ID Re-attending between 3 & 9 months - Children	186	245	75.9%	59.9%	61.1%	58.8%
% of FP17s for the same patient ID Re-attending between 3 & 9 months - Adults	0	0	N/A	51.5%	52.4%	51.0%
% of FP17s for Band 1 Urgent Courses	0	242	0.0%	9.4%	9.5%	9.0%
% of FP17s Relating to Free Repair or Replacements	0	242	0.0%	0.5%	0.7%	0.8%
% of FP17s Relating to Continuations	0	242	0.0%	0.8%	0.8%	0.9%
% of Patients satisfied with the dentistry they have received	0	0	N/A	92.5%	93.1%	93.2%
% of Patients satisfied with the time they had to wait for an appointment	0	0	N/A	88.5%	87.8%	88.3%

* This is based on patients treated on this contract for their most recent course of treatment. Figures in italics indicate the base number of FP17s or Patient Questionnaire responses are less than 100. N/A is shown where the base number of responses is less than 10 during the period. % is calculated as Quantity/Base number*100

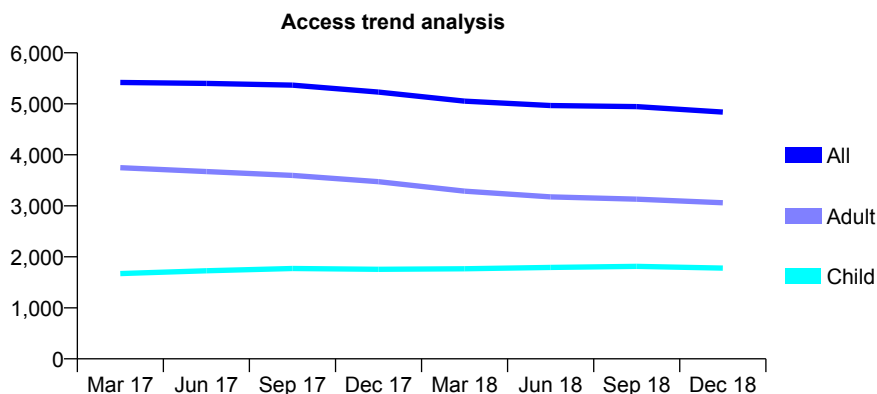
Q68 - Vital Signs At a Glance Contract Report for 154229/0001 - December 2018

Name or company name	Jonathan Lee
Contract type name	GDS Contract
Purpose of contract	General
Contract start date	11/03/2009
Contract end date	

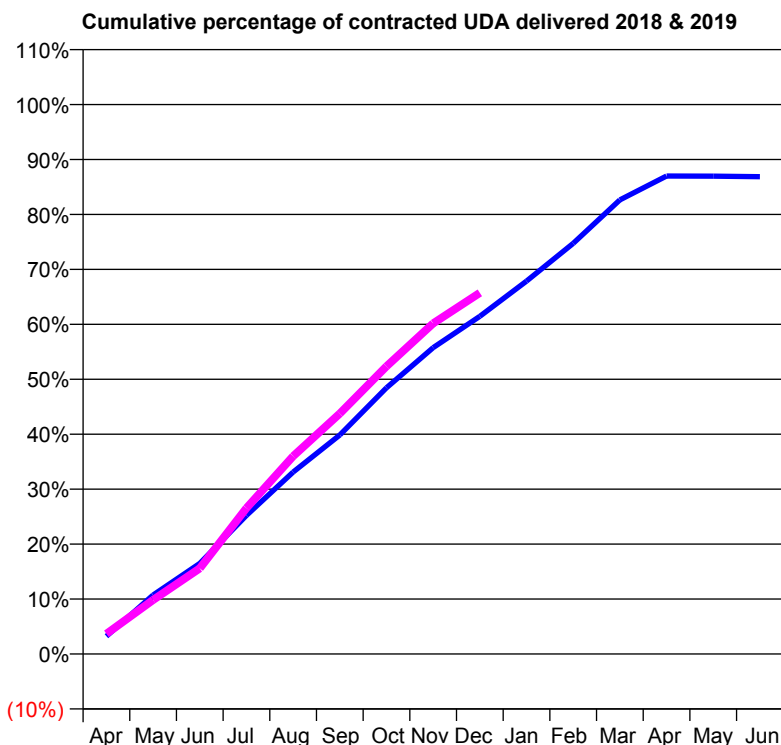
18/19 Contracted general activity (UDA)	12,000
Carry forward general activity (UDA)	0
18/19 Contracted orthodontic activity (UOA)	0
Carry forward orthodontic activity (UOA)	0
Baseline contract value	£329,412.66

ACCESS*

Patients seen in 24 months	Total	Change since previous quarter
Quarter ending December 2017	5,229	
Quarter ending March 2018	5,052	↓
Quarter ending June 2018	4,967	↓
Quarter ending September 2018	4,946	→
Quarter ending December 2018	4,839	↓
Variance since December 2017	(7.5%)	↓



ACTIVITY



Month	Adjusted Scheduled Activity (UDA)	
	2018	2019
April	470	440
May	1,556	1,181
June	2,392	1,870
July	3,657	3,188
August	4,800	4,319
September	5,781	5,252
October	7,024	6,283
November	8,085	7,220
December	8,910	7,887
January	9,838	
February	10,836	
March	11,981	
April	12,612	
May	12,608	
June	12,595	

QUALITY

	Quantity	Base Number	Contract	AT	Region	England
% of FP17s for the same patient ID Re-attending within 3 months - Children	158	1,971	8.0%	9.5%	11.3%	11.8%
% of FP17s for the same patient ID Re-attending within 3 months - Adults	275	2,772	9.9%	15.0%	15.3%	15.6%
% of FP17s for the same patient ID Re-attending between 3 & 9 months - Children	1,108	1,971	56.2%	59.9%	61.1%	58.8%
% of FP17s for the same patient ID Re-attending between 3 & 9 months - Adults	1,409	2,772	50.8%	51.5%	52.4%	51.0%
% of FP17s for Band 1 Urgent Courses	333	4,446	7.5%	9.4%	9.5%	9.0%
% of FP17s Relating to Free Repair or Replacements	14	4,446	0.3%	0.5%	0.7%	0.8%
% of FP17s Relating to Continuations	0	4,446	0.0%	0.8%	0.8%	0.9%
% of Patients satisfied with the dentistry they have received	2	2	N/A	92.5%	93.1%	93.2%
% of Patients satisfied with the time they had to wait for an appointment	2	2	N/A	88.5%	87.8%	88.3%

* This is based on patients treated on this contract for their most recent course of treatment. Figures in italics indicate the base number of FP17s or Patient Questionnaire responses are less than 100. N/A is shown where the base number of responses is less than 10 during the period. % is calculated as Quantity/Base number*100

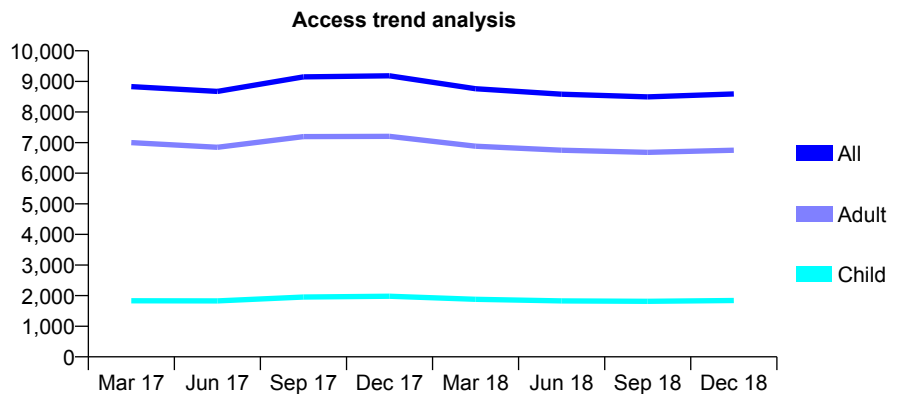
Q68 - Vital Signs At a Glance Contract Report for 156329/0001 - December 2018

Name or company name	Little London Dental Care Limited
Contract type name	GDS Contract
Purpose of contract	General
Contract start date	01/01/2008
Contract end date	

18/19 Contracted general activity (UDA)	37,500
Carry forward general activity (UDA)	0
18/19 Contracted orthodontic activity (UOA)	0
Carry forward orthodontic activity (UOA)	0
Baseline contract value	£909,528.56

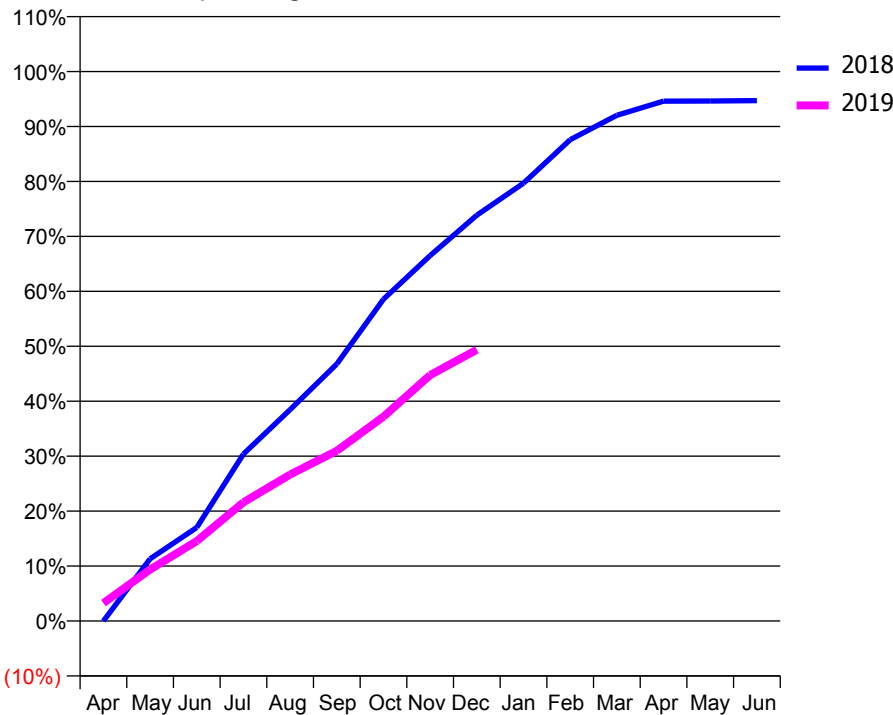
ACCESS*

Patients seen in 24 months	Total	Change since previous quarter
Quarter ending December 2017	9,185	
Quarter ending March 2018	8,759	↓
Quarter ending June 2018	8,580	↓
Quarter ending September 2018	8,496	→
Quarter ending December 2018	8,592	→
Variance since December 2017	(6.5%)	↓



ACTIVITY

Cumulative percentage of contracted UDA delivered 2018 & 2019



Month	Adjusted Scheduled Activity (UDA)	
	2018	2019
April	0	1,223
May	4,242	3,520
June	6,383	5,456
July	11,394	8,105
August	14,430	9,999
September	17,544	11,620
October	21,960	13,948
November	24,938	16,788
December	27,697	18,515
January	29,877	
February	32,850	
March	34,509	
April	35,478	
May	35,487	
June	35,513	

QUALITY

	Quantity	Base Number	Contract	AT	Region	England
% of FP17s for the same patient ID Re-attending within 3 months - Children	84	1,843	4.6%	9.5%	11.3%	11.8%
% of FP17s for the same patient ID Re-attending within 3 months - Adults	698	6,560	10.6%	15.0%	15.3%	15.6%
% of FP17s for the same patient ID Re-attending between 3 & 9 months - Children	1,014	1,843	55.0%	59.9%	61.1%	58.8%
% of FP17s for the same patient ID Re-attending between 3 & 9 months - Adults	3,714	6,560	56.6%	51.5%	52.4%	51.0%
% of FP17s for Band 1 Urgent Courses	644	7,998	8.1%	9.4%	9.5%	9.0%
% of FP17s Relating to Free Repair or Replacements	95	7,998	1.2%	0.5%	0.7%	0.8%
% of FP17s Relating to Continuations	48	7,998	0.6%	0.8%	0.8%	0.9%
% of Patients satisfied with the dentistry they have received	0	2	N/A	92.5%	93.1%	93.2%
% of Patients satisfied with the time they had to wait for an appointment	1	2	N/A	88.5%	87.8%	88.3%

* This is based on patients treated on this contract for their most recent course of treatment. Figures in italics indicate the base number of FP17s or Patient Questionnaire responses are less than 100. N/A is shown where the base number of responses is less than 10 during the period. % is calculated as Quantity/Base number*100

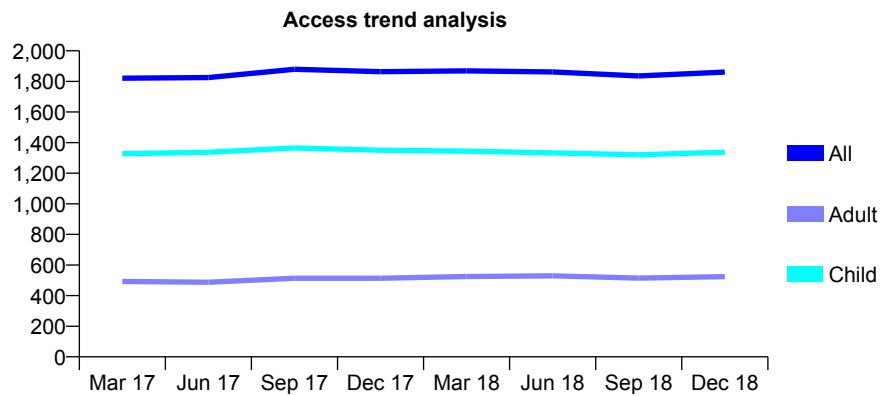
Q68 - Vital Signs At a Glance Contract Report for 156981/0001 - December 2018

Name or company name	Mr M Mawjee & Mr M Ali
Contract type name	GDS Contract
Purpose of contract	General
Contract start date	01/10/2008
Contract end date	

18/19 Contracted general activity (UDA)	4,610
Carry forward general activity (UDA)	27
18/19 Contracted orthodontic activity (UOA)	0
Carry forward orthodontic activity (UOA)	0
Baseline contract value	£105,369.69

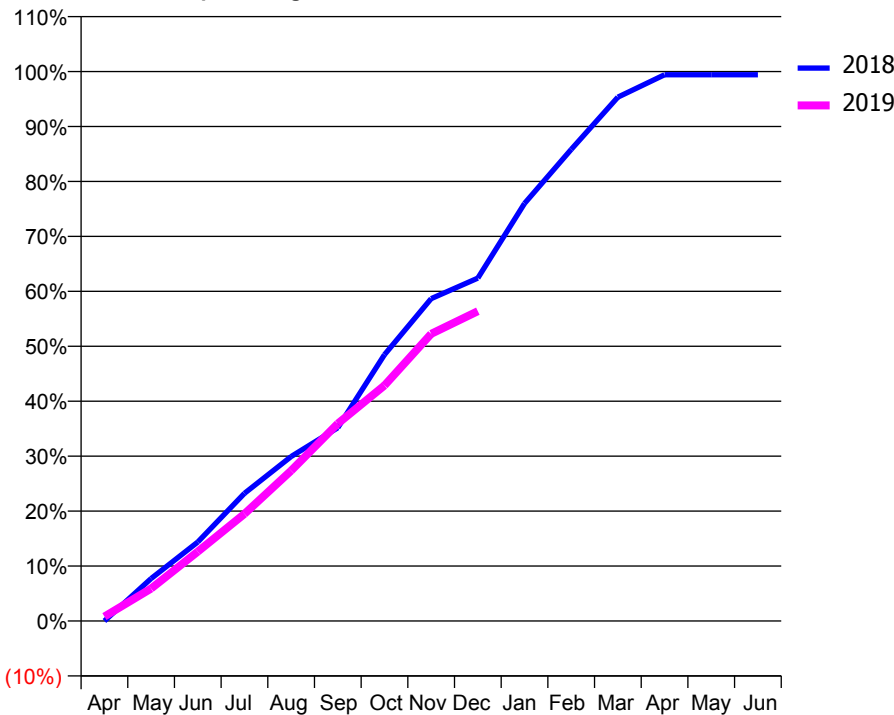
ACCESS*

Patients seen in 24 months	Total	Change since previous quarter
Quarter ending December 2017	1,864	
Quarter ending March 2018	1,869	→
Quarter ending June 2018	1,862	→
Quarter ending September 2018	1,836	↓
Quarter ending December 2018	1,861	→
Variance since December 2017	(0.2%)	→



ACTIVITY

Cumulative percentage of contracted UDA delivered 2018 & 2019



Month	Adjusted Scheduled Activity (UDA)	
	2018	2019
April	0	37
May	356	273
June	662	583
July	1,071	899
August	1,380	1,262
September	1,621	1,657
October	2,235	1,976
November	2,705	2,409
December	2,877	2,600
January	3,503	
February	3,956	
March	4,395	
April	4,583	
May	4,583	
June	4,583	

QUALITY

	Quantity	Base Number	Contract	AT	Region	England
% of FP17s for the same patient ID Re-attending within 3 months - Children	80	1,355	5.9%	9.5%	11.3%	11.8%
% of FP17s for the same patient ID Re-attending within 3 months - Adults	50	438	11.4%	15.0%	15.3%	15.6%
% of FP17s for the same patient ID Re-attending between 3 & 9 months - Children	840	1,355	62.0%	59.9%	61.1%	58.8%
% of FP17s for the same patient ID Re-attending between 3 & 9 months - Adults	272	438	62.1%	51.5%	52.4%	51.0%
% of FP17s for Band 1 Urgent Courses	86	1,652	5.2%	9.4%	9.5%	9.0%
% of FP17s Relating to Free Repair or Replacements	0	1,652	0.0%	0.5%	0.7%	0.8%
% of FP17s Relating to Continuations	0	1,652	0.0%	0.8%	0.8%	0.9%
% of Patients satisfied with the dentistry they have received	0	0	N/A	92.5%	93.1%	93.2%
% of Patients satisfied with the time they had to wait for an appointment	0	0	N/A	88.5%	87.8%	88.3%

* This is based on patients treated on this contract for their most recent course of treatment. Figures in italics indicate the base number of FP17s or Patient Questionnaire responses are less than 100. N/A is shown where the base number of responses is less than 10 during the period. % is calculated as Quantity/Base number*100

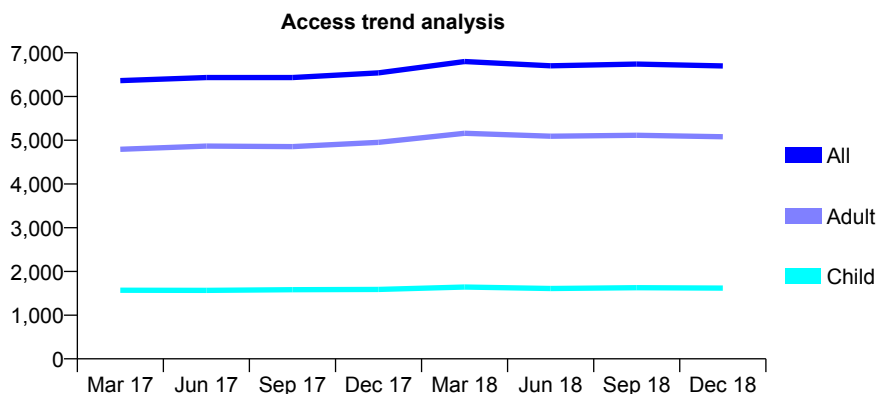
Q68 - Vital Signs At a Glance Contract Report for 157163/0001 - December 2018

Name or company name	Chichester Smiles Dental Practice Ltd
Contract type name	GDS Contract
Purpose of contract	General
Contract start date	01/12/2007
Contract end date	

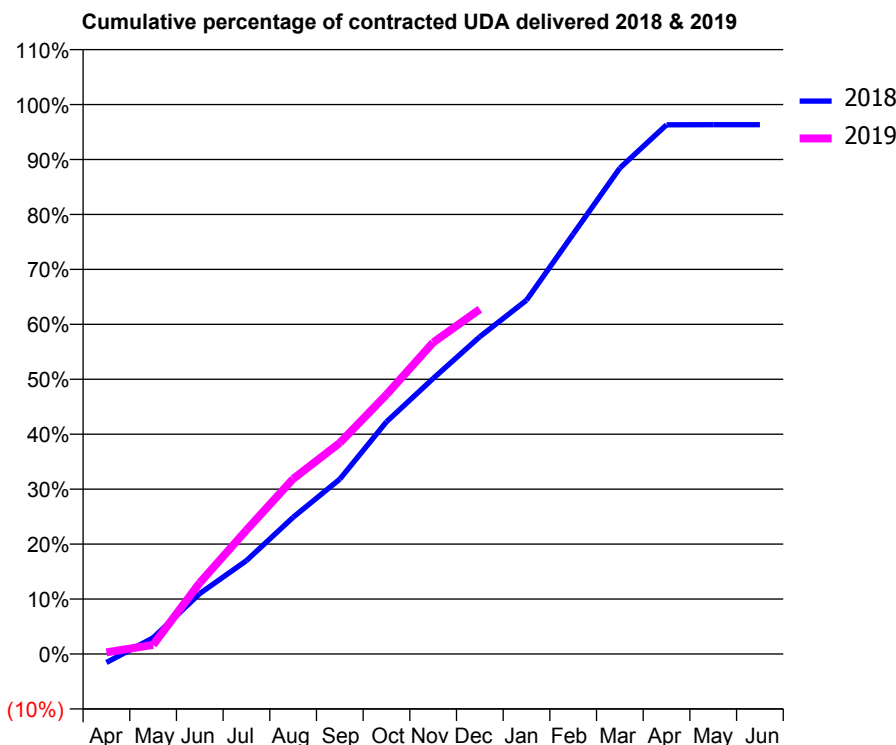
18/19 Contracted general activity (UDA)	18,324
Carry forward general activity (UDA)	673
18/19 Contracted orthodontic activity (UOA)	0
Carry forward orthodontic activity (UOA)	0
Baseline contract value	£522,917.21

ACCESS*

Patients seen in 24 months	Total	Change since previous quarter
Quarter ending December 2017	6,540	
Quarter ending March 2018	6,800	↑
Quarter ending June 2018	6,702	↓
Quarter ending September 2018	6,741	→
Quarter ending December 2018	6,700	→
Variance since December 2017	2.4%	↑



ACTIVITY



Month	Adjusted Scheduled Activity (UDA)	
	2018	2019
April	-287	57
May	540	305
June	2,017	2,376
July	3,115	4,133
August	4,559	5,841
September	5,831	7,042
October	7,745	8,653
November	9,190	10,391
December	10,580	11,497
January	11,798	
February	14,007	
March	16,207	
April	17,647	
May	17,652	
June	17,650	

QUALITY

	Quantity	Base Number	Contract	AT	Region	England
% of FP17s for the same patient ID Re-attending within 3 months - Children	107	1,911	5.6%	9.5%	11.3%	11.8%
% of FP17s for the same patient ID Re-attending within 3 months - Adults	758	5,522	13.7%	15.0%	15.3%	15.6%
% of FP17s for the same patient ID Re-attending between 3 & 9 months - Children	1,379	1,911	72.2%	59.9%	61.1%	58.8%
% of FP17s for the same patient ID Re-attending between 3 & 9 months - Adults	3,590	5,522	65.0%	51.5%	52.4%	51.0%
% of FP17s for Band 1 Urgent Courses	676	6,852	9.9%	9.4%	9.5%	9.0%
% of FP17s Relating to Free Repair or Replacements	61	6,852	0.9%	0.5%	0.7%	0.8%
% of FP17s Relating to Continuations	28	6,852	0.4%	0.8%	0.8%	0.9%
% of Patients satisfied with the dentistry they have received	1	1	N/A	92.5%	93.1%	93.2%
% of Patients satisfied with the time they had to wait for an appointment	1	1	N/A	88.5%	87.8%	88.3%

* This is based on patients treated on this contract for their most recent course of treatment. Figures in italics indicate the base number of FP17s or Patient Questionnaire responses are less than 100. N/A is shown where the base number of responses is less than 10 during the period. % is calculated as Quantity/Base number*100

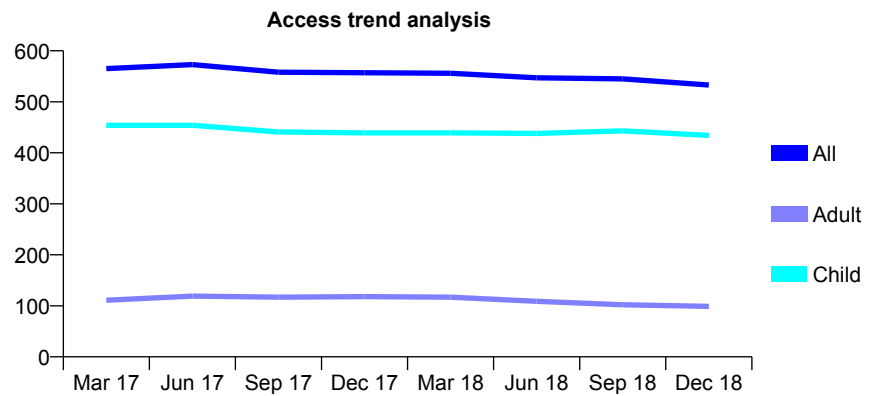
Q68 - Vital Signs At a Glance Contract Report for 157430/0001 - December 2018

Name or company name	Mr R Patel & Mr S Dhanoa
Contract type name	GDS Contract
Purpose of contract	General
Contract start date	24/12/2010
Contract end date	

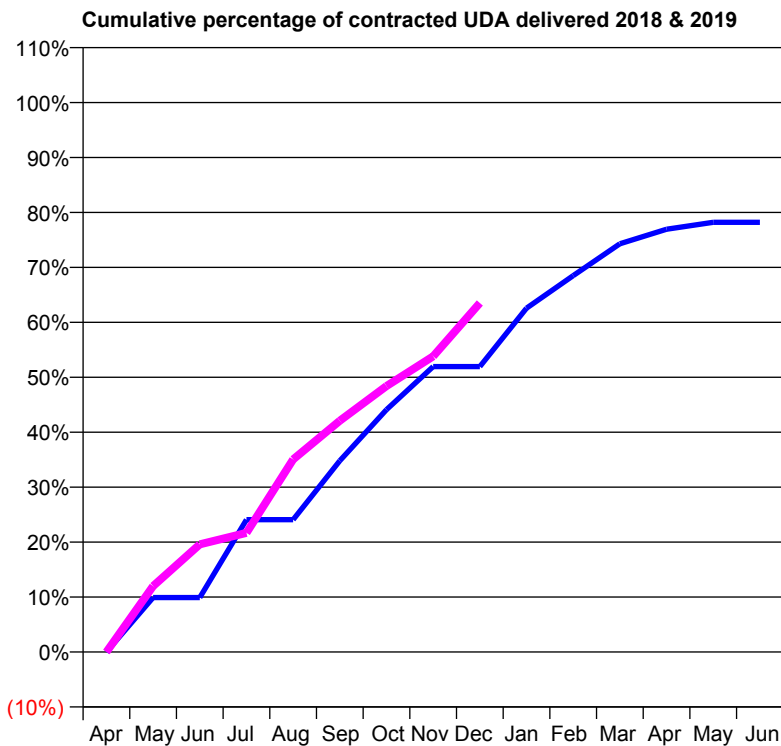
18/19 Contracted general activity (UDA)	1,200
Carry forward general activity (UDA)	0
18/19 Contracted orthodontic activity (UOA)	0
Carry forward orthodontic activity (UOA)	0
Baseline contract value	£28,727.82

ACCESS*

Patients seen in 24 months	Total	Change since previous quarter
Quarter ending December 2017	557	
Quarter ending March 2018	556	→
Quarter ending June 2018	547	↓
Quarter ending September 2018	545	→
Quarter ending December 2018	533	↓
Variance since December 2017	(4.3%)	↓



ACTIVITY



Month	Adjusted Scheduled Activity (UDA)	
	2018	2019
April	0	0
May	119	144
June	119	235
July	289	260
August	289	421
September	418	505
October	529	581
November	623	646
December	623	762
January	751	
February	822	
March	891	
April	923	
May	938	
June	938	

QUALITY

	Quantity	Base Number	Contract	AT	Region	England
% of FP17s for the same patient ID Re-attending within 3 months - Children	22	575	3.8%	9.5%	11.3%	11.8%
% of FP17s for the same patient ID Re-attending within 3 months - Adults	2	49	4.1%	15.0%	15.3%	15.6%
% of FP17s for the same patient ID Re-attending between 3 & 9 months - Children	410	575	71.3%	59.9%	61.1%	58.8%
% of FP17s for the same patient ID Re-attending between 3 & 9 months - Adults	38	49	77.6%	51.5%	52.4%	51.0%
% of FP17s for Band 1 Urgent Courses	11	591	1.9%	9.4%	9.5%	9.0%
% of FP17s Relating to Free Repair or Replacements	1	591	0.2%	0.5%	0.7%	0.8%
% of FP17s Relating to Continuations	0	591	0.0%	0.8%	0.8%	0.9%
% of Patients satisfied with the dentistry they have received	0	0	N/A	92.5%	93.1%	93.2%
% of Patients satisfied with the time they had to wait for an appointment	0	0	N/A	88.5%	87.8%	88.3%

* This is based on patients treated on this contract for their most recent course of treatment. Figures in italics indicate the base number of FP17s or Patient Questionnaire responses are less than 100. N/A is shown where the base number of responses is less than 10 during the period. % is calculated as Quantity/Base number*100

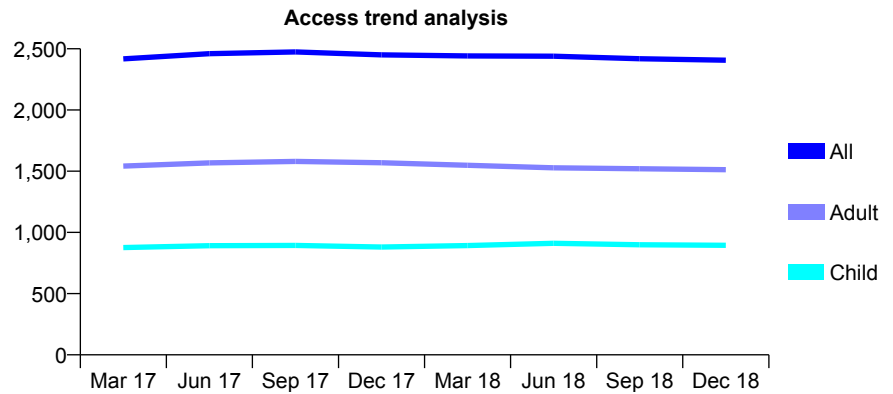
Q68 - Vital Signs At a Glance Contract Report for 157538/0001 - December 2018

Name or company name	Bewbush Dental Limited
Contract type name	GDS Contract
Purpose of contract	General
Contract start date	01/04/2015
Contract end date	

18/19 Contracted general activity (UDA)	5,265
Carry forward general activity (UDA)	0
18/19 Contracted orthodontic activity (UOA)	0
Carry forward orthodontic activity (UOA)	0
Baseline contract value	£134,145.21

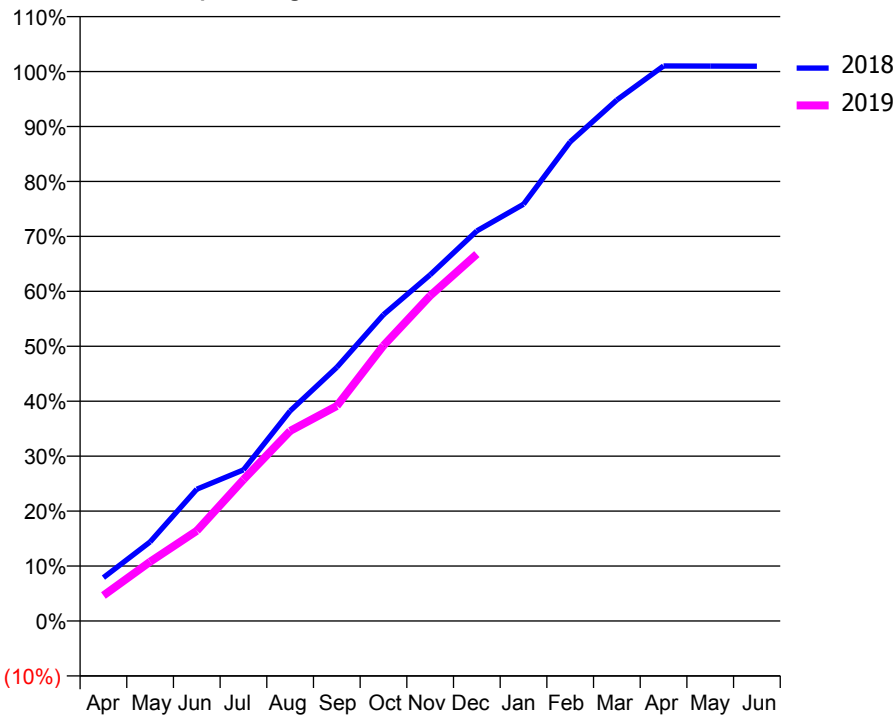
ACCESS*

Patients seen in 24 months	Total	Change since previous quarter
Quarter ending December 2017	2,450	
Quarter ending March 2018	2,442	→
Quarter ending June 2018	2,439	→
Quarter ending September 2018	2,419	→
Quarter ending December 2018	2,407	→
Variance since December 2017	(1.8%)	↓



ACTIVITY

Cumulative percentage of contracted UDA delivered 2018 & 2019



Month	Adjusted Scheduled Activity (UDA)	
	2018	2019
April	416	245
May	758	568
June	1,264	864
July	1,449	1,355
August	2,012	1,821
September	2,431	2,060
October	2,936	2,639
November	3,317	3,117
December	3,738	3,515
January	3,994	
February	4,591	
March	4,993	
April	5,318	
May	5,317	
June	5,316	

QUALITY

	Quantity	Base Number	Contract	AT	Region	England
% of FP17s for the same patient ID Re-attending within 3 months - Children	113	1,423	7.9%	9.5%	11.3%	11.8%
% of FP17s for the same patient ID Re-attending within 3 months - Adults	226	1,911	11.8%	15.0%	15.3%	15.6%
% of FP17s for the same patient ID Re-attending between 3 & 9 months - Children	919	1,423	64.6%	59.9%	61.1%	58.8%
% of FP17s for the same patient ID Re-attending between 3 & 9 months - Adults	1,102	1,911	57.7%	51.5%	52.4%	51.0%
% of FP17s for Band 1 Urgent Courses	218	2,101	10.4%	9.4%	9.5%	9.0%
% of FP17s Relating to Free Repair or Replacements	6	2,101	0.3%	0.5%	0.7%	0.8%
% of FP17s Relating to Continuations	0	2,101	0.0%	0.8%	0.8%	0.9%
% of Patients satisfied with the dentistry they have received	0	0	N/A	92.5%	93.1%	93.2%
% of Patients satisfied with the time they had to wait for an appointment	0	0	N/A	88.5%	87.8%	88.3%

* This is based on patients treated on this contract for their most recent course of treatment. Figures in italics indicate the base number of FP17s or Patient Questionnaire responses are less than 100. N/A is shown where the base number of responses is less than 10 during the period. % is calculated as Quantity/Base number*100

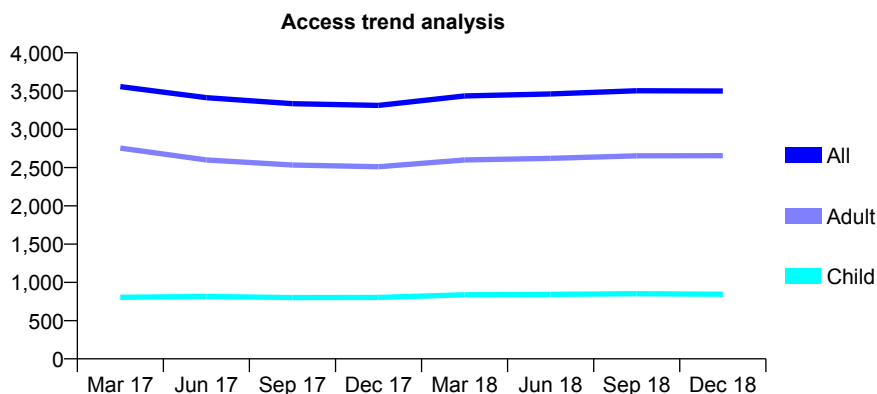
Q68 - Vital Signs At a Glance Contract Report for 158275/0001 - December 2018

Name or company name	Esmail Harunani and Murtaza Kanani
Contract type name	GDS Contract
Purpose of contract	General
Contract start date	01/10/2009
Contract end date	

18/19 Contracted general activity (UDA)	10,150
Carry forward general activity (UDA)	203
18/19 Contracted orthodontic activity (UOA)	0
Carry forward orthodontic activity (UOA)	0
Baseline contract value	£246,803.69

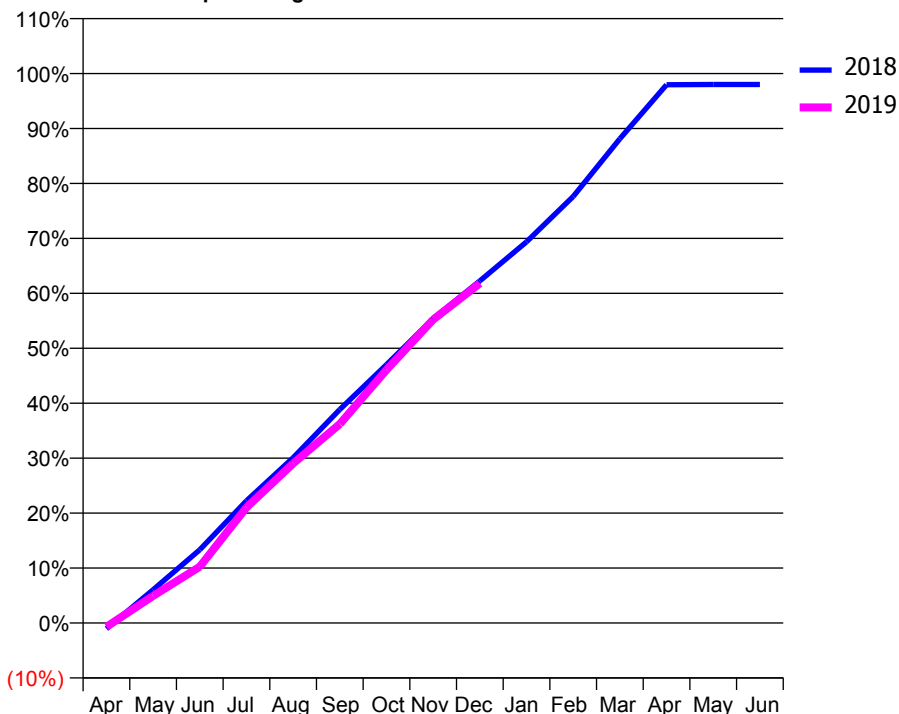
ACCESS*

Patients seen in 24 months	Total	Change since previous quarter
Quarter ending December 2017	3,313	
Quarter ending March 2018	3,437	↑
Quarter ending June 2018	3,462	→
Quarter ending September 2018	3,505	→
Quarter ending December 2018	3,500	→
Variance since December 2017	5.6%	↑



ACTIVITY

Cumulative percentage of contracted UDA delivered 2018 & 2019



Month	Adjusted Scheduled Activity (UDA)	
	2018	2019
April	-107	-74
May	614	501
June	1,354	1,041
July	2,257	2,135
August	3,054	2,948
September	3,945	3,677
October	4,771	4,676
November	5,623	5,605
December	6,320	6,274
January	7,041	
February	7,878	
March	8,944	
April	9,943	
May	9,946	
June	9,946	

QUALITY

	Quantity	Base Number	Contract	AT	Region	England
% of FP17s for the same patient ID Re-attending within 3 months - Children	42	786	5.3%	9.5%	11.3%	11.8%
% of FP17s for the same patient ID Re-attending within 3 months - Adults	236	2,199	10.7%	15.0%	15.3%	15.6%
% of FP17s for the same patient ID Re-attending between 3 & 9 months - Children	421	786	53.6%	59.9%	61.1%	58.8%
% of FP17s for the same patient ID Re-attending between 3 & 9 months - Adults	954	2,199	43.4%	51.5%	52.4%	51.0%
% of FP17s for Band 1 Urgent Courses	196	2,690	7.3%	9.4%	9.5%	9.0%
% of FP17s Relating to Free Repair or Replacements	17	2,690	0.6%	0.5%	0.7%	0.8%
% of FP17s Relating to Continuations	35	2,690	1.3%	0.8%	0.8%	0.9%
% of Patients satisfied with the dentistry they have received	4	4	N/A	92.5%	93.1%	93.2%
% of Patients satisfied with the time they had to wait for an appointment	4	4	N/A	88.5%	87.8%	88.3%

* This is based on patients treated on this contract for their most recent course of treatment. Figures in italics indicate the base number of FP17s or Patient Questionnaire responses are less than 100. N/A is shown where the base number of responses is less than 10 during the period. % is calculated as Quantity/Base number*100

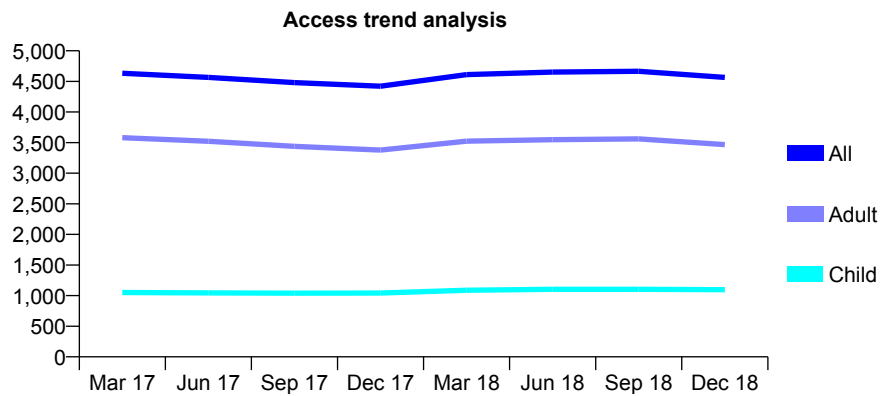
Q68 - Vital Signs At a Glance Contract Report for 158275/0002 - December 2018

Name or company name	Esmail Harunani and Murtaza Kanani
Contract type name	GDS Contract
Purpose of contract	General
Contract start date	01/10/2009
Contract end date	

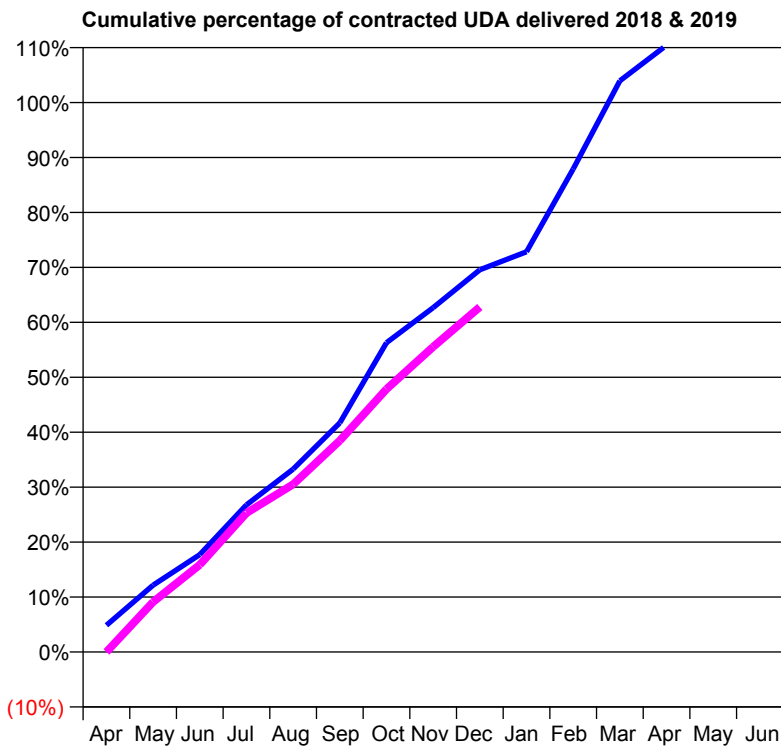
18/19 Contracted general activity (UDA)	13,900
Carry forward general activity (UDA)	0
18/19 Contracted orthodontic activity (UOA)	0
Carry forward orthodontic activity (UOA)	0
Baseline contract value	£336,216.06

ACCESS*

Patients seen in 24 months	Total	Change since previous quarter
Quarter ending December 2017	4,421	
Quarter ending March 2018	4,612	↑
Quarter ending June 2018	4,652	→
Quarter ending September 2018	4,665	→
Quarter ending December 2018	4,565	↓
Variance since December 2017	3.3%	↑



ACTIVITY



Adjusted Scheduled Activity (UDA)		
Month	2018	2019
April	677	0
May	1,692	1,267
June	2,466	2,209
July	3,723	3,517
August	4,626	4,240
September	5,797	5,346
October	7,825	6,651
November	8,710	7,720
December	9,668	8,728
January	10,124	
February	12,220	
March	14,449	
April	15,347	
May	15,413	
June	15,445	

QUALITY

	Quantity	Base Number	Contract	AT	Region	England
% of FP17s for the same patient ID Re-attending within 3 months - Children	71	1,077	6.6%	9.5%	11.3%	11.8%
% of FP17s for the same patient ID Re-attending within 3 months - Adults	538	3,314	16.2%	15.0%	15.3%	15.6%
% of FP17s for the same patient ID Re-attending between 3 & 9 months - Children	622	1,077	57.8%	59.9%	61.1%	58.8%
% of FP17s for the same patient ID Re-attending between 3 & 9 months - Adults	1,622	3,314	48.9%	51.5%	52.4%	51.0%
% of FP17s for Band 1 Urgent Courses	424	3,380	12.5%	9.4%	9.5%	9.0%
% of FP17s Relating to Free Repair or Replacements	9	3,380	0.3%	0.5%	0.7%	0.8%
% of FP17s Relating to Continuations	25	3,380	0.7%	0.8%	0.8%	0.9%
% of Patients satisfied with the dentistry they have received	2	3	N/A	92.5%	93.1%	93.2%
% of Patients satisfied with the time they had to wait for an appointment	2	3	N/A	88.5%	87.8%	88.3%

* This is based on patients treated on this contract for their most recent course of treatment. Figures in italics indicate the base number of FP17s or Patient Questionnaire responses are less than 100. N/A is shown where the base number of responses is less than 10 during the period. % is calculated as Quantity/Base number*100

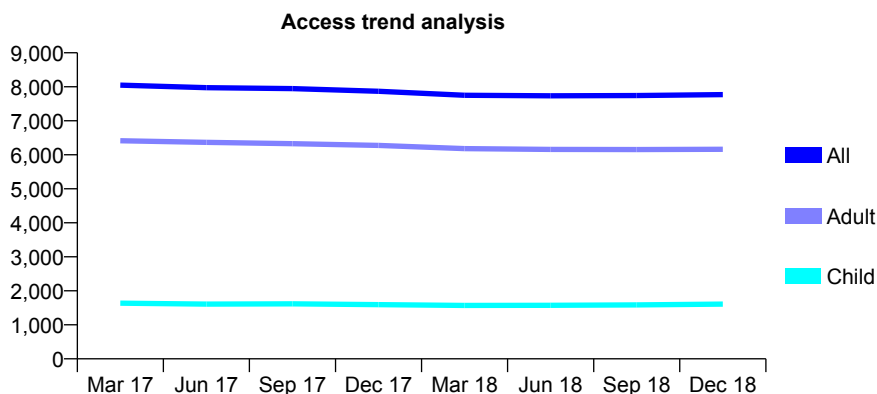
Q68 - Vital Signs At a Glance Contract Report for 160237/0001 - December 2018

Name or company name	Five Rivers Dental Ltd
Contract type name	GDS Contract
Purpose of contract	General
Contract start date	01/10/2008
Contract end date	

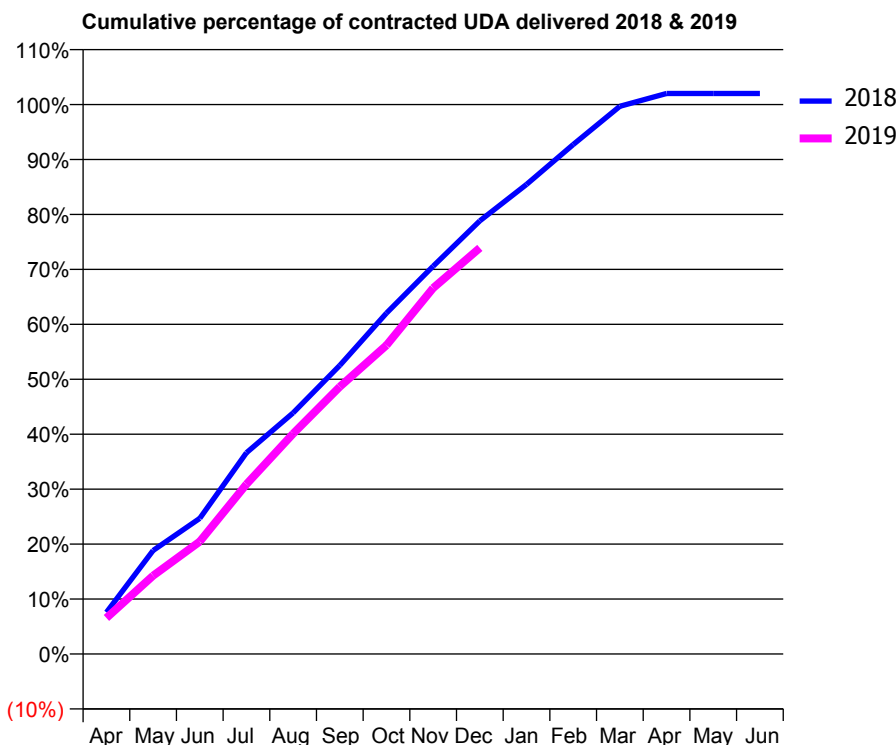
18/19 Contracted general activity (UDA)	22,127
Carry forward general activity (UDA)	0
18/19 Contracted orthodontic activity (UOA)	0
Carry forward orthodontic activity (UOA)	0
Baseline contract value	£610,118.85

ACCESS*

Patients seen in 24 months	Total	Change since previous quarter
Quarter ending December 2017	7,869	
Quarter ending March 2018	7,752	↓
Quarter ending June 2018	7,734	→
Quarter ending September 2018	7,743	→
Quarter ending December 2018	7,771	→
Variance since December 2017	(1.2%)	↓



ACTIVITY



Month	Adjusted Scheduled Activity (UDA)	
	2018	2019
April	1,676	1,451
May	4,167	3,152
June	5,465	4,531
July	8,106	6,836
August	9,709	8,875
September	11,624	10,763
October	13,727	12,434
November	15,617	14,735
December	17,442	16,355
January	18,910	
February	20,512	
March	22,055	
April	22,570	
May	22,570	
June	22,568	

QUALITY

	Quantity	Base Number	Contract	AT	Region	England
% of FP17s for the same patient ID Re-attending within 3 months - Children	147	2,229	6.6%	9.5%	11.3%	11.8%
% of FP17s for the same patient ID Re-attending within 3 months - Adults	945	7,309	12.9%	15.0%	15.3%	15.6%
% of FP17s for the same patient ID Re-attending between 3 & 9 months - Children	1,646	2,229	73.8%	59.9%	61.1%	58.8%
% of FP17s for the same patient ID Re-attending between 3 & 9 months - Adults	4,077	7,309	55.8%	51.5%	52.4%	51.0%
% of FP17s for Band 1 Urgent Courses	571	9,251	6.2%	9.4%	9.5%	9.0%
% of FP17s Relating to Free Repair or Replacements	72	9,251	0.8%	0.5%	0.7%	0.8%
% of FP17s Relating to Continuations	131	9,251	1.4%	0.8%	0.8%	0.9%
% of Patients satisfied with the dentistry they have received	1	2	N/A	92.5%	93.1%	93.2%
% of Patients satisfied with the time they had to wait for an appointment	1	2	N/A	88.5%	87.8%	88.3%

* This is based on patients treated on this contract for their most recent course of treatment. Figures in italics indicate the base number of FP17s or Patient Questionnaire responses are less than 100. N/A is shown where the base number of responses is less than 10 during the period. % is calculated as Quantity/Base number*100

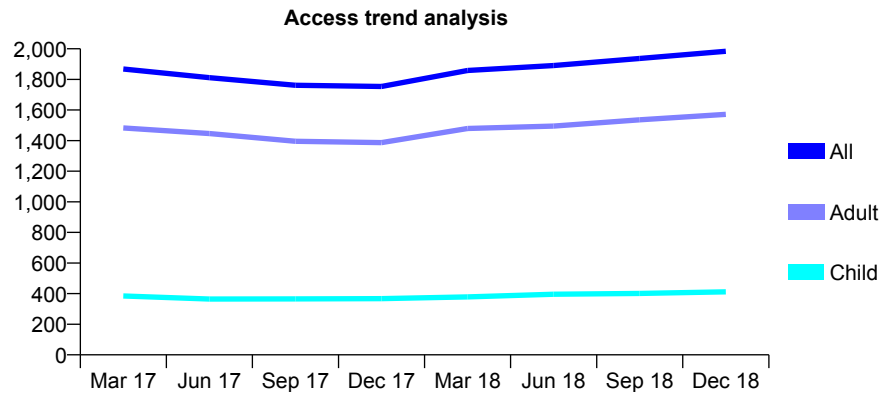
Q68 - Vital Signs At a Glance Contract Report for 160237/0002 - December 2018

Name or company name	Five Rivers Dental Ltd
Contract type name	GDS Contract
Purpose of contract	General
Contract start date	01/10/2008
Contract end date	

18/19 Contracted general activity (UDA)	4,800
Carry forward general activity (UDA)	0
18/19 Contracted orthodontic activity (UOA)	0
Carry forward orthodontic activity (UOA)	0
Baseline contract value	£137,454.23

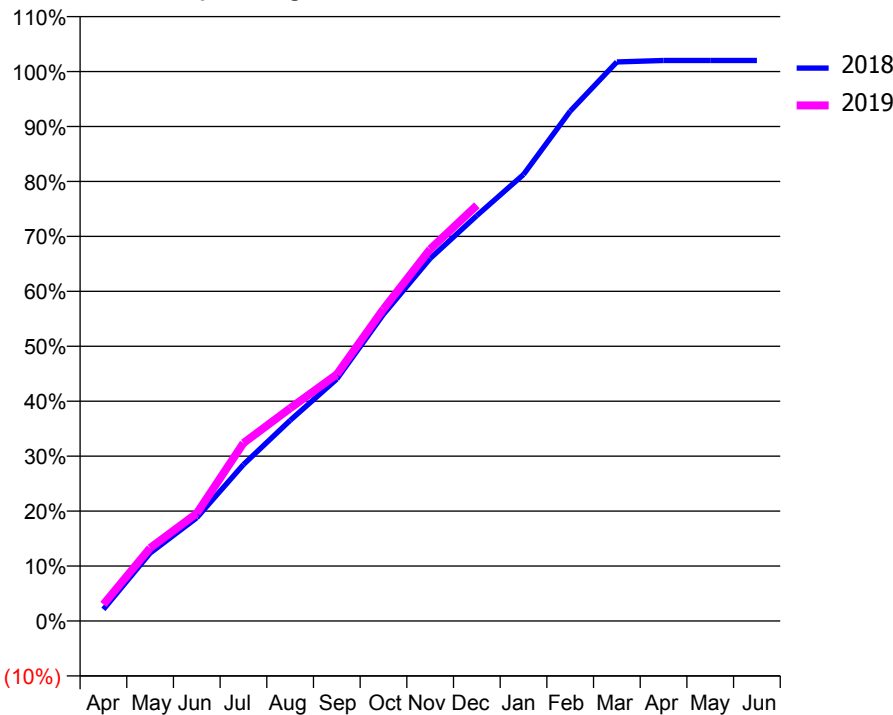
ACCESS*

Patients seen in 24 months	Total	Change since previous quarter
Quarter ending December 2017	1,754	
Quarter ending March 2018	1,858	↑
Quarter ending June 2018	1,891	→
Quarter ending September 2018	1,937	↑
Quarter ending December 2018	1,984	↑
Variance since December 2017	13.1%	↑



ACTIVITY

Cumulative percentage of contracted UDA delivered 2018 & 2019



Month	Adjusted Scheduled Activity (UDA)	
	2018	2019
April	102	145
May	594	638
June	902	941
July	1,367	1,555
August	1,752	1,858
September	2,113	2,154
October	2,680	2,725
November	3,166	3,249
December	3,542	3,631
January	3,901	
February	4,454	
March	4,884	
April	4,896	
May	4,896	
June	4,896	

QUALITY

	Quantity	Base Number	Contract	AT	Region	England
% of FP17s for the same patient ID Re-attending within 3 months - Children	44	569	7.7%	9.5%	11.3%	11.8%
% of FP17s for the same patient ID Re-attending within 3 months - Adults	256	2,058	12.4%	15.0%	15.3%	15.6%
% of FP17s for the same patient ID Re-attending between 3 & 9 months - Children	363	569	63.8%	59.9%	61.1%	58.8%
% of FP17s for the same patient ID Re-attending between 3 & 9 months - Adults	1,251	2,058	60.8%	51.5%	52.4%	51.0%
% of FP17s for Band 1 Urgent Courses	87	1,970	4.4%	9.4%	9.5%	9.0%
% of FP17s Relating to Free Repair or Replacements	12	1,970	0.6%	0.5%	0.7%	0.8%
% of FP17s Relating to Continuations	5	1,970	0.3%	0.8%	0.8%	0.9%
% of Patients satisfied with the dentistry they have received	1	1	N/A	92.5%	93.1%	93.2%
% of Patients satisfied with the time they had to wait for an appointment	1	1	N/A	88.5%	87.8%	88.3%

* This is based on patients treated on this contract for their most recent course of treatment. Figures in italics indicate the base number of FP17s or Patient Questionnaire responses are less than 100. N/A is shown where the base number of responses is less than 10 during the period. % is calculated as Quantity/Base number*100

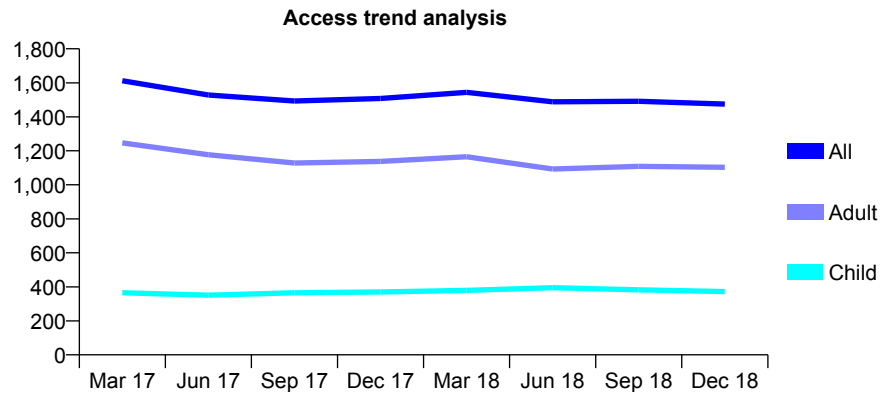
Q68 - Vital Signs At a Glance Contract Report for 160482/0001 - December 2018

Name or company name	Mr W Clinton, Mr Y Noorani and Miss M No
Contract type name	GDS Contract
Purpose of contract	General
Contract start date	01/11/2014
Contract end date	

18/19 Contracted general activity (UDA)	6,187
Carry forward general activity (UDA)	0
18/19 Contracted orthodontic activity (UOA)	0
Carry forward orthodontic activity (UOA)	0
Baseline contract value	£145,120.28

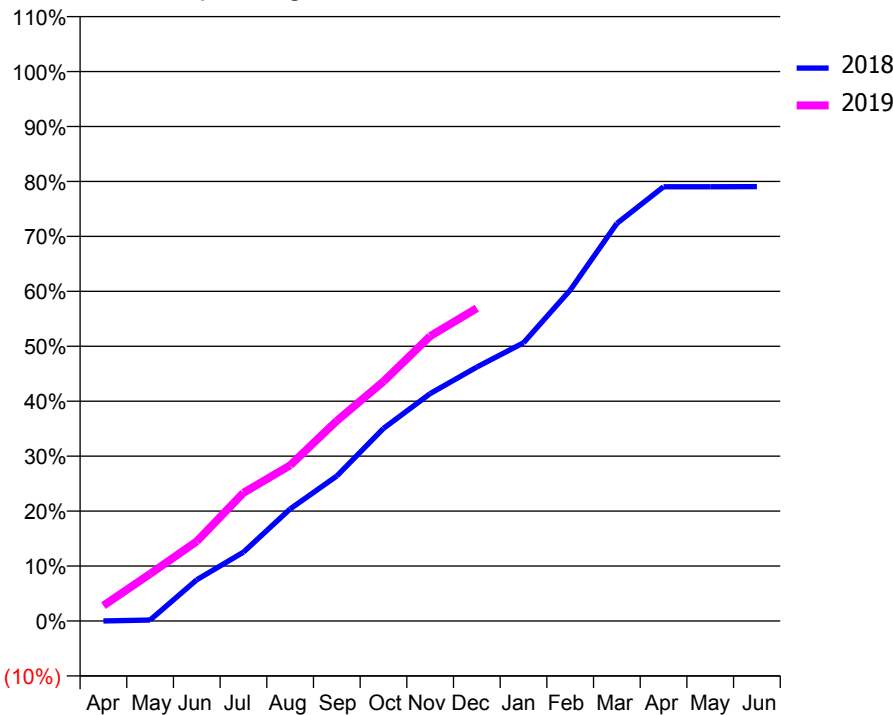
ACCESS*

Patients seen in 24 months	Total	Change since previous quarter
Quarter ending December 2017	1,508	
Quarter ending March 2018	1,544	↑
Quarter ending June 2018	1,488	↓
Quarter ending September 2018	1,491	→
Quarter ending December 2018	1,475	↓
Variance since December 2017	(2.2%)	↓



ACTIVITY

Cumulative percentage of contracted UDA delivered 2018 & 2019



Month	Adjusted Scheduled Activity (UDA)	
	2018	2019
April	0	173
May	11	531
June	465	898
July	776	1,444
August	1,263	1,753
September	1,633	2,254
October	2,169	2,698
November	2,561	3,208
December	2,859	3,521
January	3,133	
February	3,726	
March	4,476	
April	4,890	
May	4,890	
June	4,891	

QUALITY

	Quantity	Base Number	Contract	AT	Region	England
% of FP17s for the same patient ID Re-attending within 3 months - Children	40	442	9.0%	9.5%	11.3%	11.8%
% of FP17s for the same patient ID Re-attending within 3 months - Adults	304	1,285	23.7%	15.0%	15.3%	15.6%
% of FP17s for the same patient ID Re-attending between 3 & 9 months - Children	231	442	52.3%	59.9%	61.1%	58.8%
% of FP17s for the same patient ID Re-attending between 3 & 9 months - Adults	600	1,285	46.7%	51.5%	52.4%	51.0%
% of FP17s for Band 1 Urgent Courses	195	1,610	12.1%	9.4%	9.5%	9.0%
% of FP17s Relating to Free Repair or Replacements	68	1,610	4.2%	0.5%	0.7%	0.8%
% of FP17s Relating to Continuations	8	1,610	0.5%	0.8%	0.8%	0.9%
% of Patients satisfied with the dentistry they have received	1	2	N/A	92.5%	93.1%	93.2%
% of Patients satisfied with the time they had to wait for an appointment	1	2	N/A	88.5%	87.8%	88.3%

* This is based on patients treated on this contract for their most recent course of treatment. Figures in italics indicate the base number of FP17s or Patient Questionnaire responses are less than 100. N/A is shown where the base number of responses is less than 10 during the period. % is calculated as Quantity/Base number*100

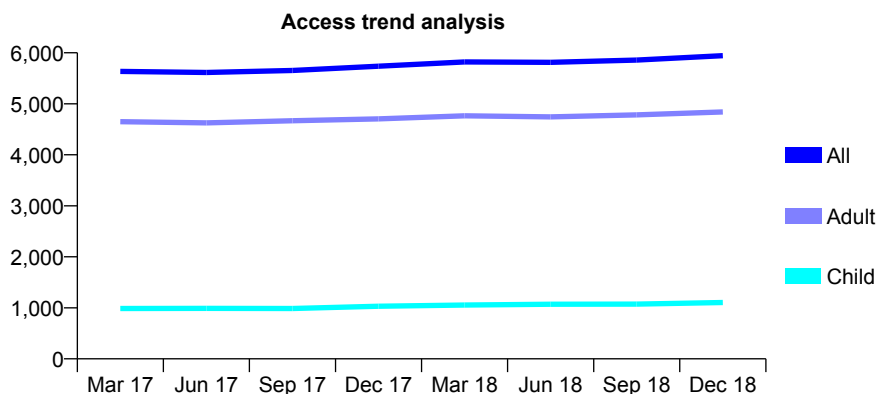
Q68 - Vital Signs At a Glance Contract Report for 161098/0001 - December 2018

Name or company name	Mr A Fridmann and Mr A Pangotra
Contract type name	GDS Contract
Purpose of contract	General
Contract start date	17/12/2012
Contract end date	

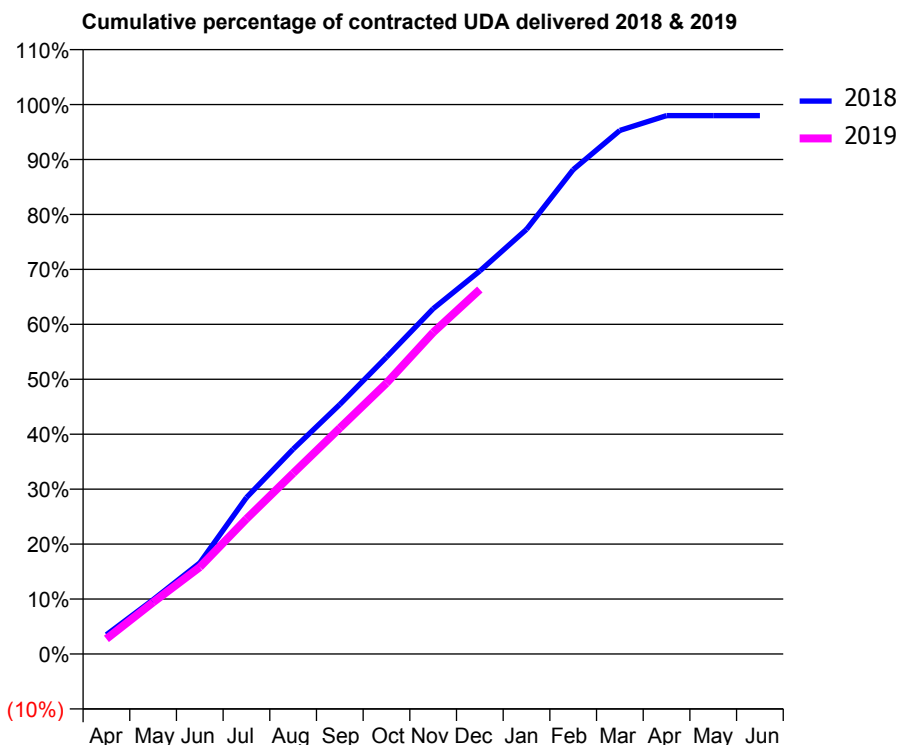
18/19 Contracted general activity (UDA)	18,150
Carry forward general activity (UDA)	367
18/19 Contracted orthodontic activity (UOA)	0
Carry forward orthodontic activity (UOA)	0
Baseline contract value	£550,766.69

ACCESS*

Patients seen in 24 months	Total	Change since previous quarter
Quarter ending December 2017	5,736	
Quarter ending March 2018	5,820	→
Quarter ending June 2018	5,814	→
Quarter ending September 2018	5,858	→
Quarter ending December 2018	5,945	→
Variance since December 2017	3.6%	↑



ACTIVITY



Month	Adjusted Scheduled Activity (UDA)	
	2018	2019
April	635	501
May	1,796	1,706
June	3,011	2,868
July	5,167	4,463
August	6,766	5,970
September	8,243	7,464
October	9,805	8,948
November	11,406	10,620
December	12,650	12,040
January	14,025	
February	16,000	
March	17,294	
April	17,783	
May	17,783	
June	17,783	

QUALITY

	Quantity	Base Number	Contract	AT	Region	England
% of FP17s for the same patient ID Re-attending within 3 months - Children	94	1,301	7.2%	9.5%	11.3%	11.8%
% of FP17s for the same patient ID Re-attending within 3 months - Adults	513	4,521	11.3%	15.0%	15.3%	15.6%
% of FP17s for the same patient ID Re-attending between 3 & 9 months - Children	756	1,301	58.1%	59.9%	61.1%	58.8%
% of FP17s for the same patient ID Re-attending between 3 & 9 months - Adults	1,673	4,521	37.0%	51.5%	52.4%	51.0%
% of FP17s for Band 1 Urgent Courses	451	5,645	8.0%	9.4%	9.5%	9.0%
% of FP17s Relating to Free Repair or Replacements	24	5,645	0.4%	0.5%	0.7%	0.8%
% of FP17s Relating to Continuations	46	5,645	0.8%	0.8%	0.8%	0.9%
% of Patients satisfied with the dentistry they have received	1	1	N/A	92.5%	93.1%	93.2%
% of Patients satisfied with the time they had to wait for an appointment	1	1	N/A	88.5%	87.8%	88.3%

* This is based on patients treated on this contract for their most recent course of treatment. Figures in italics indicate the base number of FP17s or Patient Questionnaire responses are less than 100. N/A is shown where the base number of responses is less than 10 during the period. % is calculated as Quantity/Base number*100

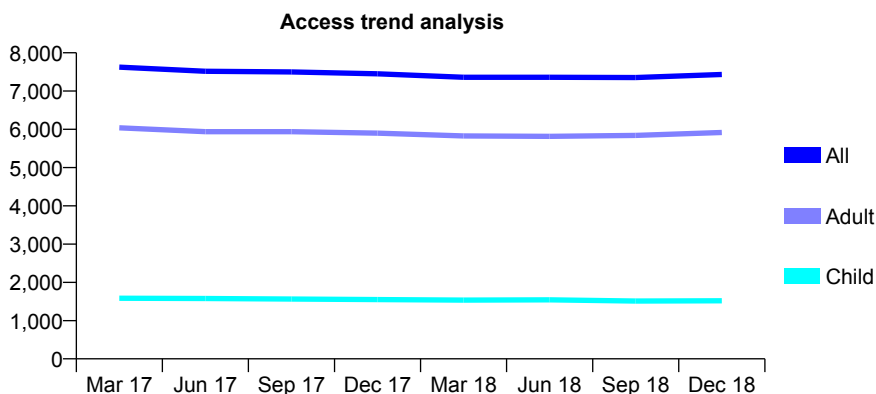
Q68 - Vital Signs At a Glance Contract Report for 161322/0001 - December 2018

Name or company name	NORTH LAINES DENTAL PRACTICE
Contract type name	GDS Contract
Purpose of contract	General
Contract start date	01/04/2008
Contract end date	

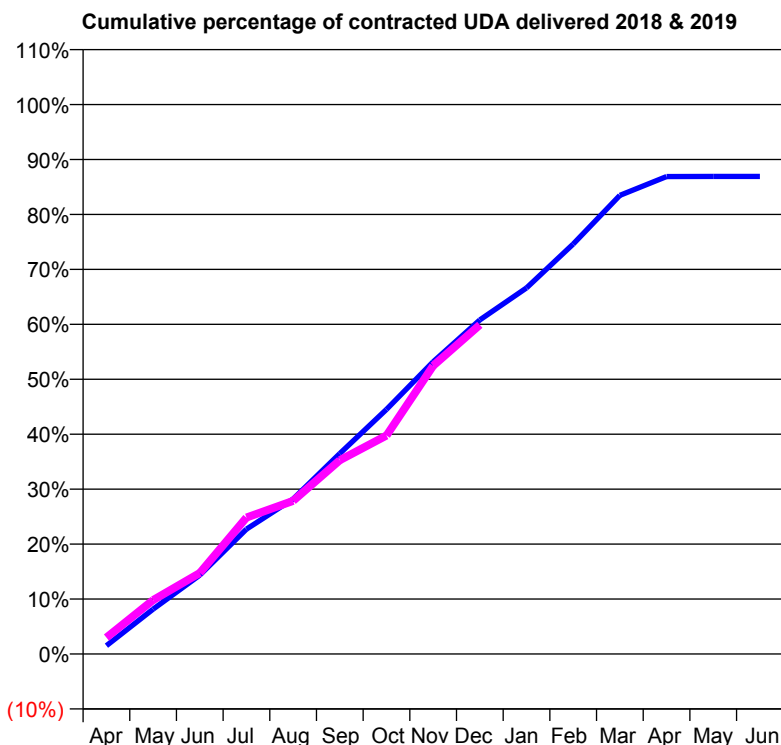
18/19 Contracted general activity (UDA)	25,769
Carry forward general activity (UDA)	0
18/19 Contracted orthodontic activity (UOA)	0
Carry forward orthodontic activity (UOA)	0
Baseline contract value	£752,196.20

ACCESS*

Patients seen in 24 months	Total	Change since previous quarter
Quarter ending December 2017	7,451	
Quarter ending March 2018	7,359	↓
Quarter ending June 2018	7,359	→
Quarter ending September 2018	7,354	→
Quarter ending December 2018	7,435	→
Variance since December 2017	(0.2%)	→



ACTIVITY



Month	Adjusted Scheduled Activity (UDA)	
	2018	2019
April	392	773
May	2,104	2,532
June	3,702	3,801
July	5,855	6,398
August	7,270	7,185
September	9,399	9,090
October	11,471	10,244
November	13,702	13,517
December	15,666	15,437
January	17,167	
February	19,227	
March	21,510	
April	22,391	
May	22,399	
June	22,399	

QUALITY

	Quantity	Base Number	Contract	AT	Region	England
% of FP17s for the same patient ID Re-attending within 3 months - Children	167	1,657	10.1%	9.5%	11.3%	11.8%
% of FP17s for the same patient ID Re-attending within 3 months - Adults	1,070	5,869	18.2%	15.0%	15.3%	15.6%
% of FP17s for the same patient ID Re-attending between 3 & 9 months - Children	981	1,657	59.2%	59.9%	61.1%	58.8%
% of FP17s for the same patient ID Re-attending between 3 & 9 months - Adults	2,556	5,869	43.6%	51.5%	52.4%	51.0%
% of FP17s for Band 1 Urgent Courses	946	7,189	13.2%	9.4%	9.5%	9.0%
% of FP17s Relating to Free Repair or Replacements	41	7,189	0.6%	0.5%	0.7%	0.8%
% of FP17s Relating to Continuations	45	7,189	0.6%	0.8%	0.8%	0.9%
% of Patients satisfied with the dentistry they have received	2	2	N/A	92.5%	93.1%	93.2%
% of Patients satisfied with the time they had to wait for an appointment	1	2	N/A	88.5%	87.8%	88.3%

* This is based on patients treated on this contract for their most recent course of treatment. Figures in italics indicate the base number of FP17s or Patient Questionnaire responses are less than 100. N/A is shown where the base number of responses is less than 10 during the period. % is calculated as Quantity/Base number*100

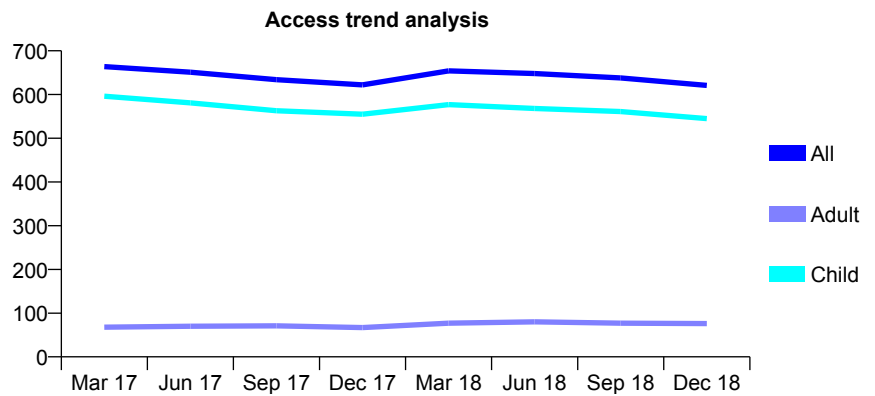
Q68 - Vital Signs At a Glance Contract Report for 162108/0001 - December 2018

Name or company name	Mr M Clery and Ms R Amlani
Contract type name	GDS Contract
Purpose of contract	General
Contract start date	01/04/2010
Contract end date	

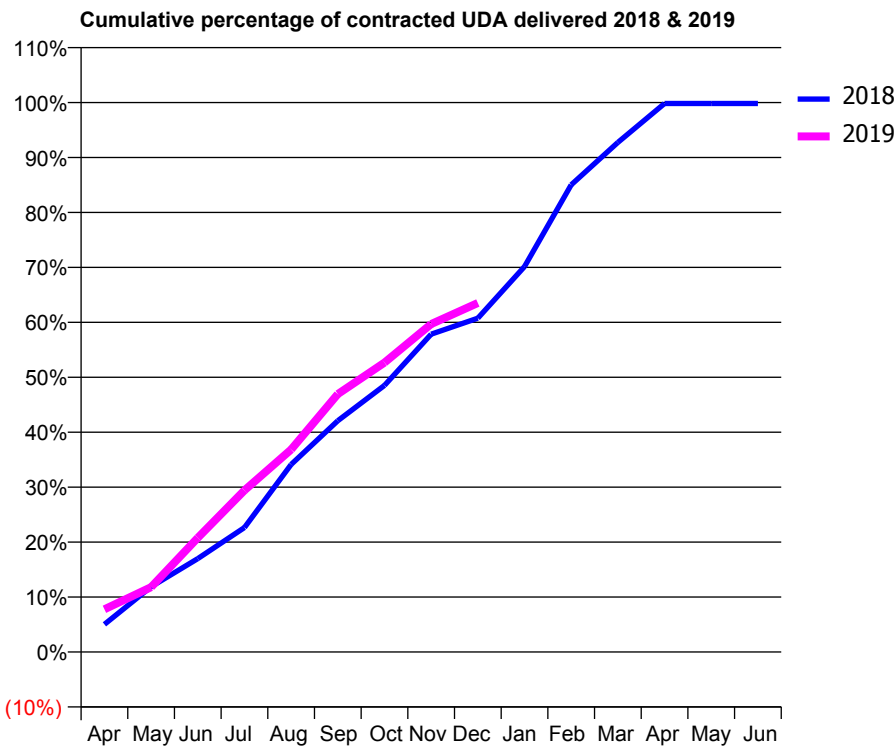
18/19 Contracted general activity (UDA)	1,170
Carry forward general activity (UDA)	2
18/19 Contracted orthodontic activity (UOA)	0
Carry forward orthodontic activity (UOA)	0
Baseline contract value	£30,650.50

ACCESS*

Patients seen in 24 months	Total	Change since previous quarter
Quarter ending December 2017	622	
Quarter ending March 2018	654	↑
Quarter ending June 2018	648	→
Quarter ending September 2018	638	↓
Quarter ending December 2018	621	↓
Variance since December 2017	(0.2%)	→



ACTIVITY



Month	Adjusted Scheduled Activity (UDA)	
	2018	2019
April	59	91
May	139	138
June	199	243
July	265	344
August	399	431
September	492	549
October	568	616
November	677	698
December	711	743
January	821	
February	995	
March	1,085	
April	1,168	
May	1,168	
June	1,168	

QUALITY

	Quantity	Base Number	Contract	AT	Region	England
% of FP17s for the same patient ID Re-attending within 3 months - Children	23	611	3.8%	9.5%	11.3%	11.8%
% of FP17s for the same patient ID Re-attending within 3 months - Adults	1	40	2.5%	15.0%	15.3%	15.6%
% of FP17s for the same patient ID Re-attending between 3 & 9 months - Children	459	611	75.1%	59.9%	61.1%	58.8%
% of FP17s for the same patient ID Re-attending between 3 & 9 months - Adults	23	40	57.5%	51.5%	52.4%	51.0%
% of FP17s for Band 1 Urgent Courses	1	617	0.2%	9.4%	9.5%	9.0%
% of FP17s Relating to Free Repair or Replacements	0	617	0.0%	0.5%	0.7%	0.8%
% of FP17s Relating to Continuations	0	617	0.0%	0.8%	0.8%	0.9%
% of Patients satisfied with the dentistry they have received	0	0	N/A	92.5%	93.1%	93.2%
% of Patients satisfied with the time they had to wait for an appointment	0	0	N/A	88.5%	87.8%	88.3%

* This is based on patients treated on this contract for their most recent course of treatment. Figures in italics indicate the base number of FP17s or Patient Questionnaire responses are less than 100. N/A is shown where the base number of responses is less than 10 during the period. % is calculated as Quantity/Base number*100

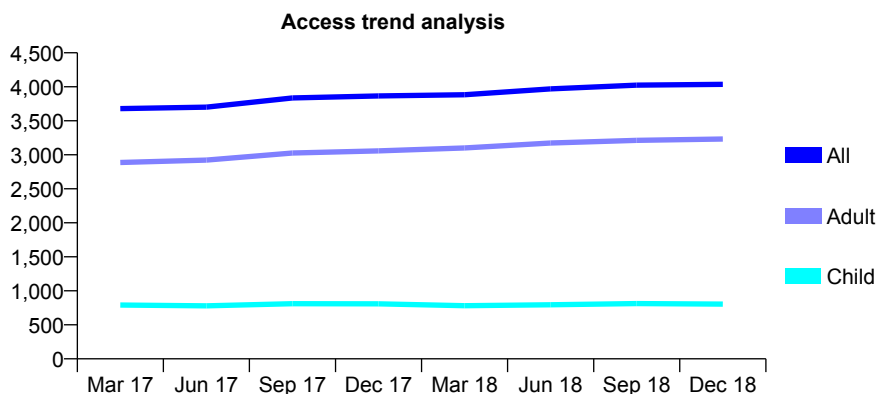
Q68 - Vital Signs At a Glance Contract Report for 162434/0001 - December 2018

Name or company name	Mr A Eyrumlu, Mr M Eyrumlu & Mr M Darat
Contract type name	GDS Contract
Purpose of contract	General
Contract start date	01/08/2014
Contract end date	

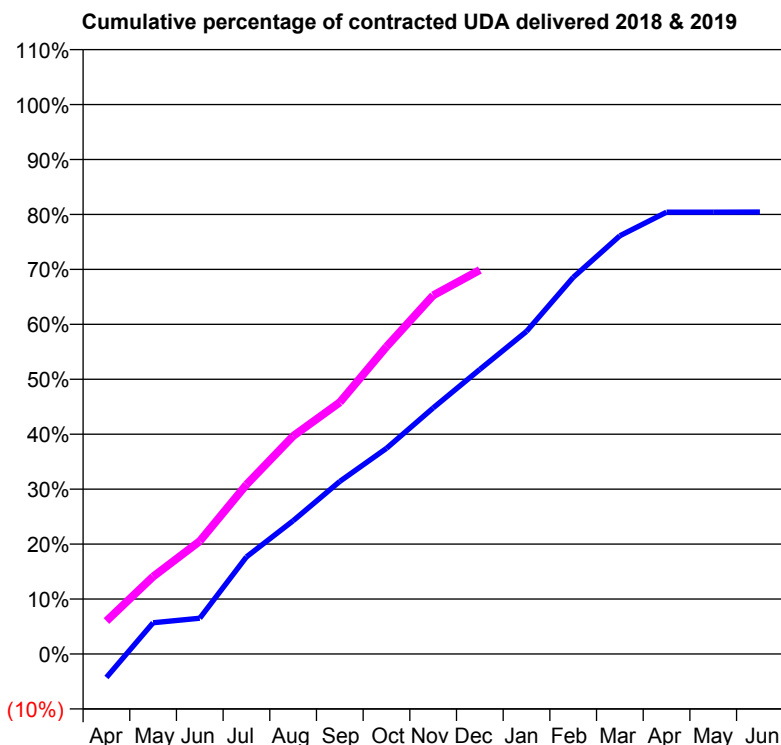
18/19 Contracted general activity (UDA)	13,000
Carry forward general activity (UDA)	0
18/19 Contracted orthodontic activity (UOA)	0
Carry forward orthodontic activity (UOA)	0
Baseline contract value	£369,538.76

ACCESS*

Patients seen in 24 months	Total	Change since previous quarter
Quarter ending December 2017	3,866	
Quarter ending March 2018	3,883	→
Quarter ending June 2018	3,969	↑
Quarter ending September 2018	4,025	→
Quarter ending December 2018	4,037	→
Variance since December 2017	4.4%	↑



ACTIVITY



Month	Adjusted Scheduled Activity (UDA)	
	2018	2019
April	-514	780
May	684	1,832
June	782	2,671
July	2,122	4,009
August	2,910	5,157
September	3,770	5,954
October	4,493	7,270
November	5,374	8,486
December	6,214	9,085
January	7,046	
February	8,224	
March	9,135	
April	9,649	
May	9,649	
June	9,651	

QUALITY

	Quantity	Base Number	Contract	AT	Region	England
% of FP17s for the same patient ID Re-attending within 3 months - Children	50	854	5.9%	9.5%	11.3%	11.8%
% of FP17s for the same patient ID Re-attending within 3 months - Adults	622	3,514	17.7%	15.0%	15.3%	15.6%
% of FP17s for the same patient ID Re-attending between 3 & 9 months - Children	504	854	59.0%	59.9%	61.1%	58.8%
% of FP17s for the same patient ID Re-attending between 3 & 9 months - Adults	1,817	3,514	51.7%	51.5%	52.4%	51.0%
% of FP17s for Band 1 Urgent Courses	279	4,161	6.7%	9.4%	9.5%	9.0%
% of FP17s Relating to Free Repair or Replacements	25	4,161	0.6%	0.5%	0.7%	0.8%
% of FP17s Relating to Continuations	193	4,161	4.6%	0.8%	0.8%	0.9%
% of Patients satisfied with the dentistry they have received	1	1	N/A	92.5%	93.1%	93.2%
% of Patients satisfied with the time they had to wait for an appointment	1	1	N/A	88.5%	87.8%	88.3%

* This is based on patients treated on this contract for their most recent course of treatment. Figures in italics indicate the base number of FP17s or Patient Questionnaire responses are less than 100. N/A is shown where the base number of responses is less than 10 during the period. % is calculated as Quantity/Base number*100

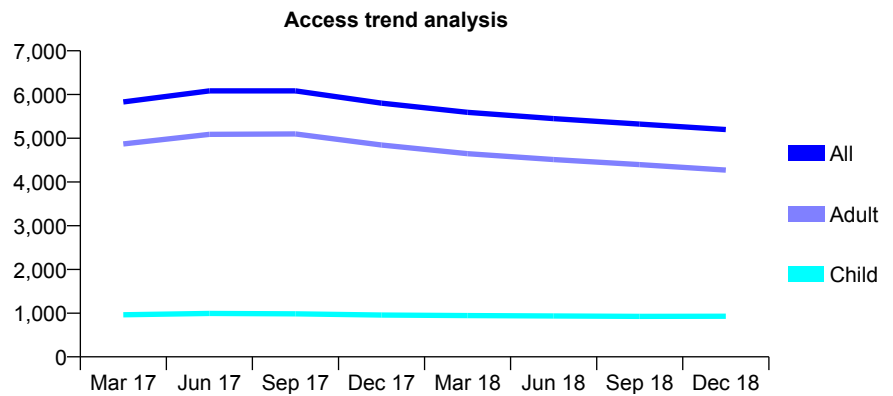
Q68 - Vital Signs At a Glance Contract Report for 162531/0001 - December 2018

Name or company name	The Dental Surgery Partnership
Contract type name	GDS Contract
Purpose of contract	General
Contract start date	01/08/2015
Contract end date	

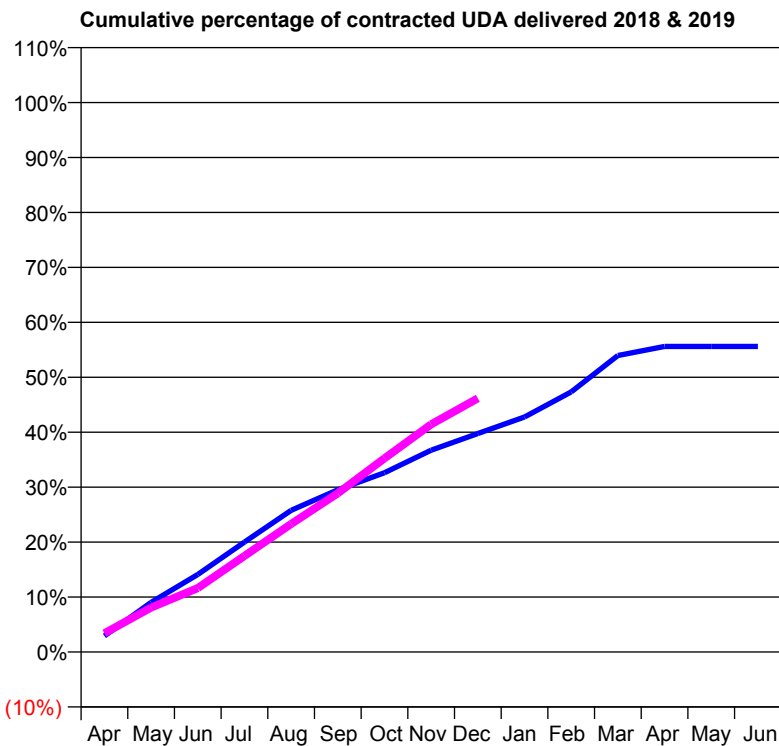
18/19 Contracted general activity (UDA)	21,012
Carry forward general activity (UDA)	0
18/19 Contracted orthodontic activity (UOA)	0
Carry forward orthodontic activity (UOA)	0
Baseline contract value	£555,013.07

ACCESS*

Patients seen in 24 months	Total	Change since previous quarter
Quarter ending December 2017	5,803	
Quarter ending March 2018	5,591	↓
Quarter ending June 2018	5,449	↓
Quarter ending September 2018	5,323	↓
Quarter ending December 2018	5,200	↓
Variance since December 2017	(10.4%)	↓



ACTIVITY



Month	Adjusted Scheduled Activity (UDA)	
	2018	2019
April	615	716
May	1,900	1,703
June	2,965	2,446
July	4,203	3,676
August	5,418	4,899
September	6,203	6,068
October	6,858	7,404
November	7,719	8,706
December	8,356	9,702
January	8,987	
February	9,946	
March	11,335	
April	11,685	
May	11,685	
June	11,685	

QUALITY

	Quantity	Base Number	Contract	AT	Region	England
% of FP17s for the same patient ID Re-attending within 3 months - Children	41	866	4.7%	9.5%	11.3%	11.8%
% of FP17s for the same patient ID Re-attending within 3 months - Adults	465	3,697	12.6%	15.0%	15.3%	15.6%
% of FP17s for the same patient ID Re-attending between 3 & 9 months - Children	419	866	48.4%	59.9%	61.1%	58.8%
% of FP17s for the same patient ID Re-attending between 3 & 9 months - Adults	1,595	3,697	43.1%	51.5%	52.4%	51.0%
% of FP17s for Band 1 Urgent Courses	383	4,422	8.7%	9.4%	9.5%	9.0%
% of FP17s Relating to Free Repair or Replacements	29	4,422	0.7%	0.5%	0.7%	0.8%
% of FP17s Relating to Continuations	27	4,422	0.6%	0.8%	0.8%	0.9%
% of Patients satisfied with the dentistry they have received	3	3	N/A	92.5%	93.1%	93.2%
% of Patients satisfied with the time they had to wait for an appointment	3	3	N/A	88.5%	87.8%	88.3%

* This is based on patients treated on this contract for their most recent course of treatment. Figures in italics indicate the base number of FP17s or Patient Questionnaire responses are less than 100. N/A is shown where the base number of responses is less than 10 during the period. % is calculated as Quantity/Base number*100

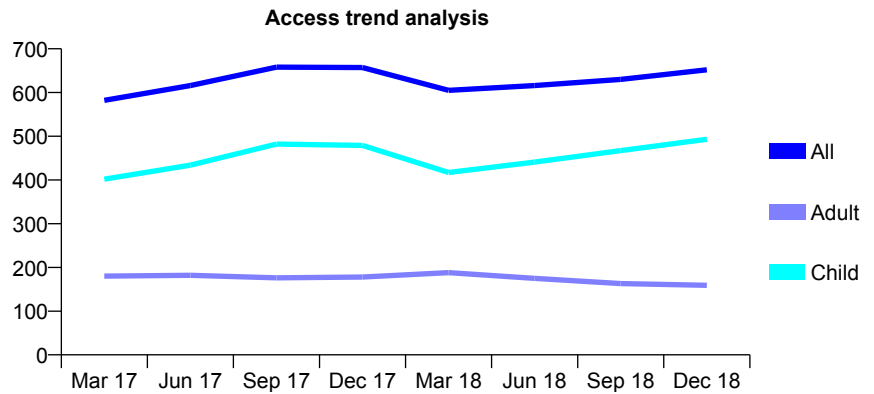
Q68 - Vital Signs At a Glance Contract Report for 162639/0001 - December 2018

Name or company name	MR M SEIFOURI
Contract type name	GDS Contract
Purpose of contract	General
Contract start date	01/09/2015
Contract end date	

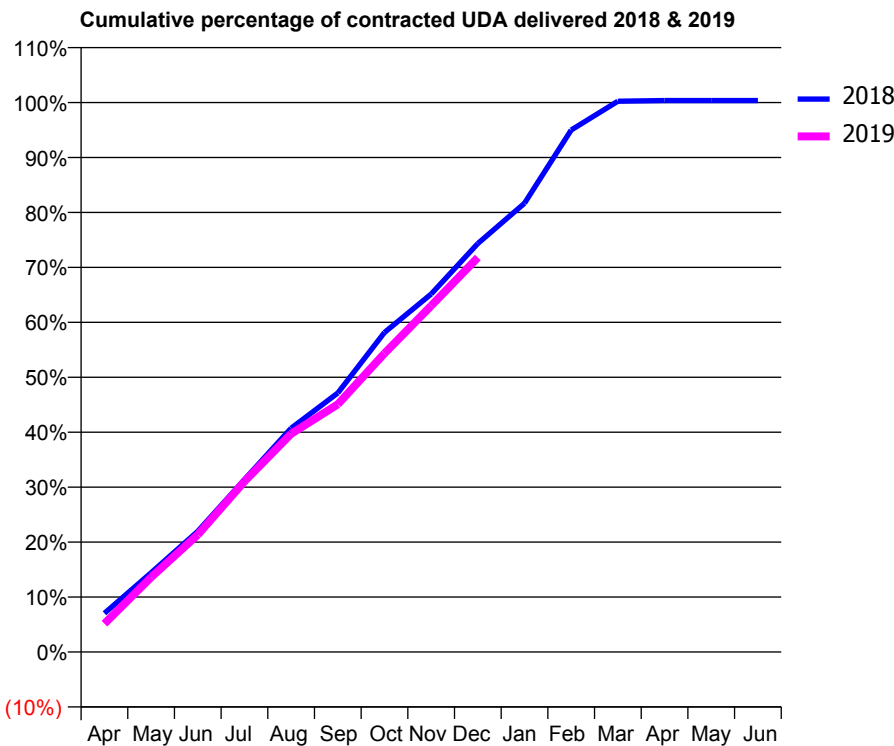
18/19 Contracted general activity (UDA)	1,434
Carry forward general activity (UDA)	0
18/19 Contracted orthodontic activity (UOA)	0
Carry forward orthodontic activity (UOA)	0
Baseline contract value	£33,633.01

ACCESS*

Patients seen in 24 months	Total	Change since previous quarter
Quarter ending December 2017	657	
Quarter ending March 2018	605	↓
Quarter ending June 2018	616	→
Quarter ending September 2018	630	↑
Quarter ending December 2018	652	↑
Variance since December 2017	(0.8%)	→



ACTIVITY



Month	Adjusted Scheduled Activity (UDA)	
	2018	2019
April	101	74
May	207	195
June	315	306
July	450	445
August	584	569
September	676	646
October	834	779
November	934	903
December	1,066	1,029
January	1,171	
February	1,362	
March	1,437	
April	1,439	
May	1,439	
June	1,439	

QUALITY

	Quantity	Base Number	Contract	AT	Region	England
% of FP17s for the same patient ID Re-attending within 3 months - Children	17	584	2.9%	9.5%	11.3%	11.8%
% of FP17s for the same patient ID Re-attending within 3 months - Adults	9	115	7.8%	15.0%	15.3%	15.6%
% of FP17s for the same patient ID Re-attending between 3 & 9 months - Children	332	584	56.8%	59.9%	61.1%	58.8%
% of FP17s for the same patient ID Re-attending between 3 & 9 months - Adults	26	115	22.6%	51.5%	52.4%	51.0%
% of FP17s for Band 1 Urgent Courses	2	698	0.3%	9.4%	9.5%	9.0%
% of FP17s Relating to Free Repair or Replacements	0	698	0.0%	0.5%	0.7%	0.8%
% of FP17s Relating to Continuations	0	698	0.0%	0.8%	0.8%	0.9%
% of Patients satisfied with the dentistry they have received	0	0	N/A	92.5%	93.1%	93.2%
% of Patients satisfied with the time they had to wait for an appointment	0	0	N/A	88.5%	87.8%	88.3%

* This is based on patients treated on this contract for their most recent course of treatment. Figures in italics indicate the base number of FP17s or Patient Questionnaire responses are less than 100. N/A is shown where the base number of responses is less than 10 during the period. % is calculated as Quantity/Base number*100

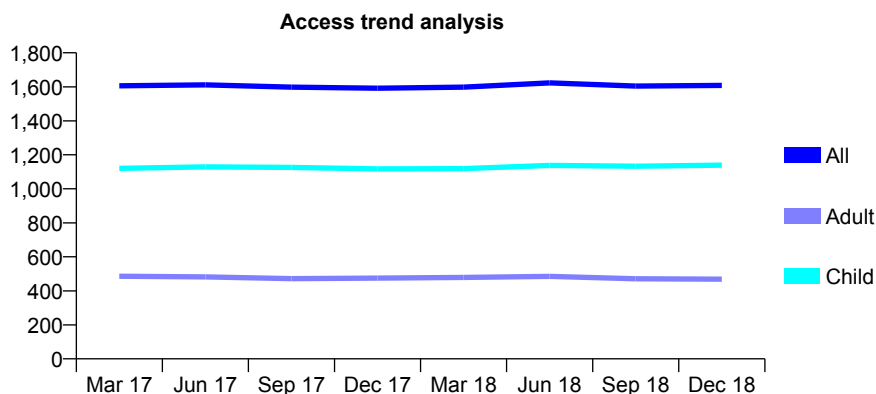
Q68 - Vital Signs At a Glance Contract Report for 163430/0001 - December 2018

Name or company name	Ashley Dental Ltd
Contract type name	GDS Contract
Purpose of contract	General
Contract start date	01/04/2013
Contract end date	

18/19 Contracted general activity (UDA)	3,896
Carry forward general activity (UDA)	0
18/19 Contracted orthodontic activity (UOA)	0
Carry forward orthodontic activity (UOA)	0
Baseline contract value	£98,983.44

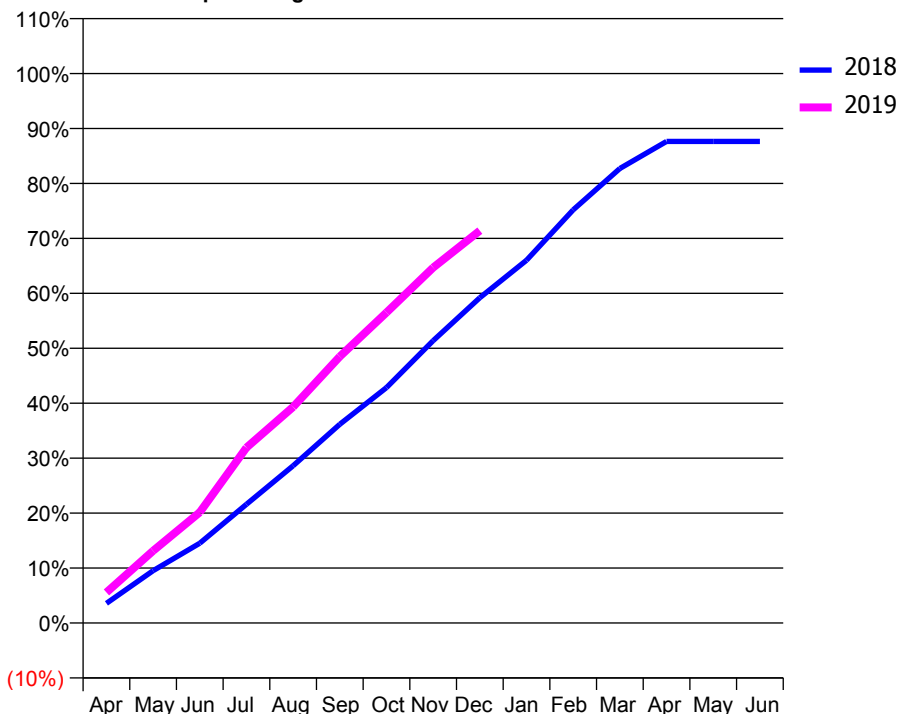
ACCESS*

Patients seen in 24 months	Total	Change since previous quarter
Quarter ending December 2017	1,592	
Quarter ending March 2018	1,598	→
Quarter ending June 2018	1,623	→
Quarter ending September 2018	1,604	↓
Quarter ending December 2018	1,608	→
Variance since December 2017	1.0%	→



ACTIVITY

Cumulative percentage of contracted UDA delivered 2018 & 2019



Month	Adjusted Scheduled Activity (UDA)	
	2018	2019
April	140	217
May	371	512
June	565	786
July	842	1,244
August	1,115	1,532
September	1,409	1,889
October	1,669	2,201
November	2,002	2,520
December	2,306	2,782
January	2,572	
February	2,930	
March	3,223	
April	3,415	
May	3,415	
June	3,415	

QUALITY

	Quantity	Base Number	Contract	AT	Region	England
% of FP17s for the same patient ID Re-attending within 3 months - Children	61	1,243	4.9%	9.5%	11.3%	11.8%
% of FP17s for the same patient ID Re-attending within 3 months - Adults	69	346	19.9%	15.0%	15.3%	15.6%
% of FP17s for the same patient ID Re-attending between 3 & 9 months - Children	709	1,243	57.0%	59.9%	61.1%	58.8%
% of FP17s for the same patient ID Re-attending between 3 & 9 months - Adults	141	346	40.8%	51.5%	52.4%	51.0%
% of FP17s for Band 1 Urgent Courses	38	1,519	2.5%	9.4%	9.5%	9.0%
% of FP17s Relating to Free Repair or Replacements	3	1,519	0.2%	0.5%	0.7%	0.8%
% of FP17s Relating to Continuations	3	1,519	0.2%	0.8%	0.8%	0.9%
% of Patients satisfied with the dentistry they have received	0	0	N/A	92.5%	93.1%	93.2%
% of Patients satisfied with the time they had to wait for an appointment	0	0	N/A	88.5%	87.8%	88.3%

* This is based on patients treated on this contract for their most recent course of treatment. Figures in italics indicate the base number of FP17s or Patient Questionnaire responses are less than 100. N/A is shown where the base number of responses is less than 10 during the period. % is calculated as Quantity/Base number*100

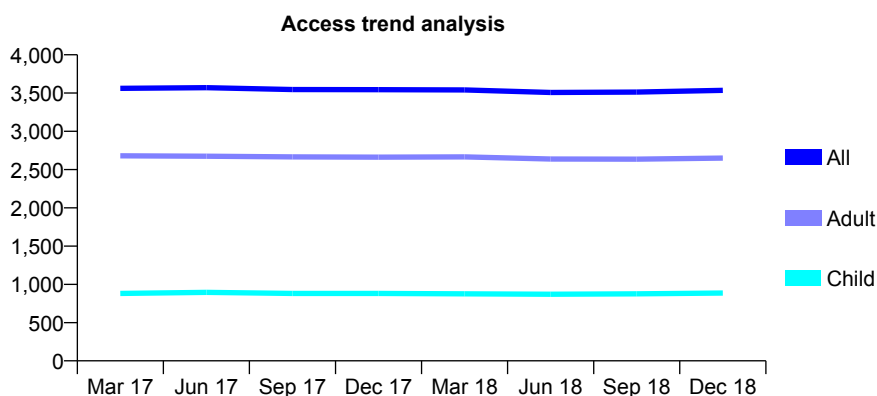
Q68 - Vital Signs At a Glance Contract Report for 164550/0001 - December 2018

Name or company name	Mr R Pant & Mrs R Pant
Contract type name	GDS Contract
Purpose of contract	General
Contract start date	01/04/2012
Contract end date	

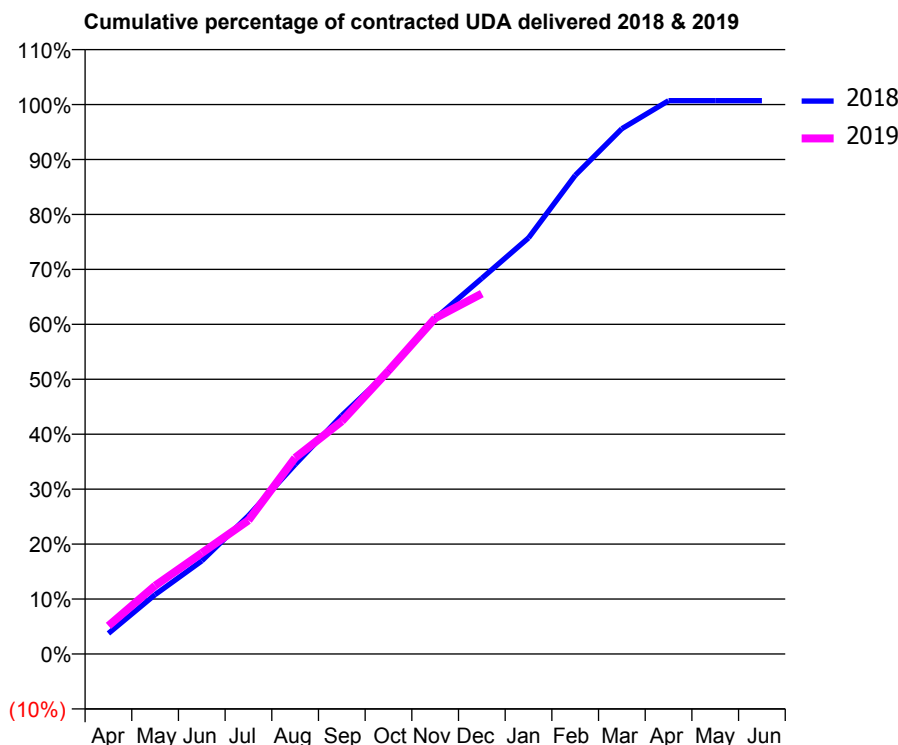
18/19 Contracted general activity (UDA)	13,273
Carry forward general activity (UDA)	0
18/19 Contracted orthodontic activity (UOA)	0
Carry forward orthodontic activity (UOA)	0
Baseline contract value	£417,332.55

ACCESS*

Patients seen in 24 months	Total	Change since previous quarter
Quarter ending December 2017	3,544	
Quarter ending March 2018	3,540	→
Quarter ending June 2018	3,508	→
Quarter ending September 2018	3,512	→
Quarter ending December 2018	3,536	→
Variance since December 2017	(0.2%)	→



ACTIVITY



Month	Adjusted Scheduled Activity (UDA)	
	2018	2019
April	497	683
May	1,434	1,652
June	2,250	2,440
July	3,341	3,229
August	4,577	4,740
September	5,760	5,622
October	6,822	6,844
November	8,105	8,112
December	9,075	8,705
January	10,052	
February	11,562	
March	12,689	
April	13,365	
May	13,364	
June	13,364	

QUALITY

	Quantity	Base Number	Contract	AT	Region	England
% of FP17s for the same patient ID Re-attending within 3 months - Children	57	1,080	5.3%	9.5%	11.3%	11.8%
% of FP17s for the same patient ID Re-attending within 3 months - Adults	360	3,317	10.9%	15.0%	15.3%	15.6%
% of FP17s for the same patient ID Re-attending between 3 & 9 months - Children	819	1,080	75.8%	59.9%	61.1%	58.8%
% of FP17s for the same patient ID Re-attending between 3 & 9 months - Adults	2,559	3,317	77.1%	51.5%	52.4%	51.0%
% of FP17s for Band 1 Urgent Courses	224	4,147	5.4%	9.4%	9.5%	9.0%
% of FP17s Relating to Free Repair or Replacements	61	4,147	1.5%	0.5%	0.7%	0.8%
% of FP17s Relating to Continuations	8	4,147	0.2%	0.8%	0.8%	0.9%
% of Patients satisfied with the dentistry they have received	1	1	N/A	92.5%	93.1%	93.2%
% of Patients satisfied with the time they had to wait for an appointment	1	1	N/A	88.5%	87.8%	88.3%

* This is based on patients treated on this contract for their most recent course of treatment. Figures in italics indicate the base number of FP17s or Patient Questionnaire responses are less than 100. N/A is shown where the base number of responses is less than 10 during the period. % is calculated as Quantity/Base number*100

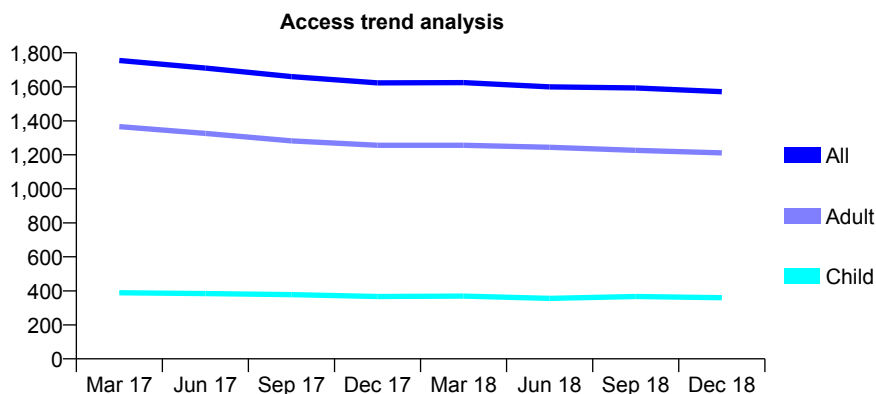
Q68 - Vital Signs At a Glance Contract Report for 164747/0001 - December 2018

Name or company name	Ferring Dental Practice Ltd
Contract type name	GDS Contract
Purpose of contract	General
Contract start date	01/11/2011
Contract end date	

18/19 Contracted general activity (UDA)	5,340
Carry forward general activity (UDA)	0
18/19 Contracted orthodontic activity (UOA)	0
Carry forward orthodontic activity (UOA)	0
Baseline contract value	£134,262.39

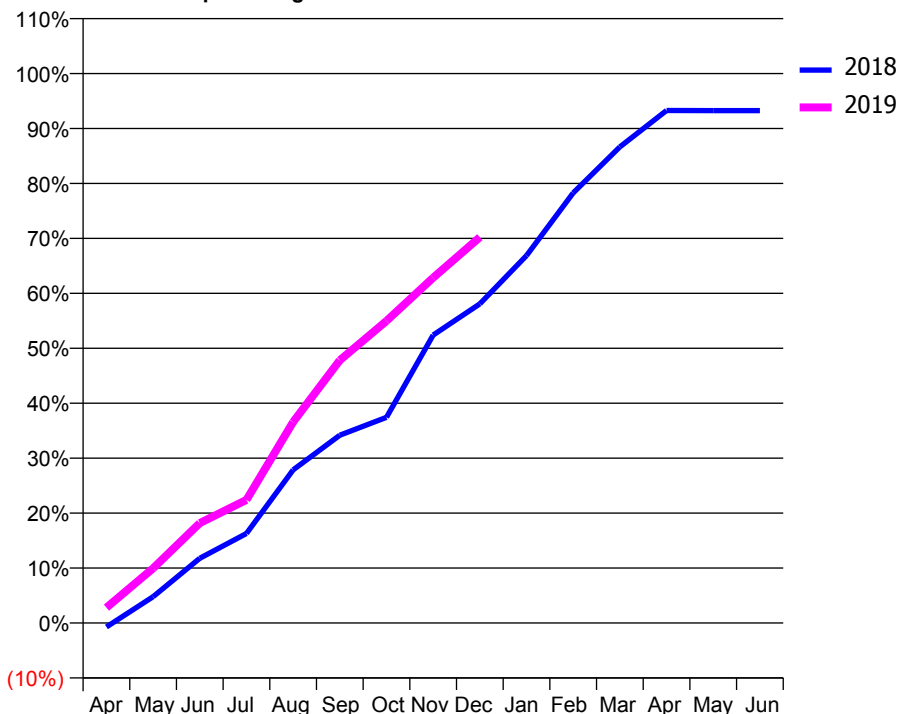
ACCESS*

Patients seen in 24 months	Total	Change since previous quarter
Quarter ending December 2017	1,623	
Quarter ending March 2018	1,625	→
Quarter ending June 2018	1,600	↓
Quarter ending September 2018	1,593	→
Quarter ending December 2018	1,571	↓
Variance since December 2017	(3.2%)	↓



ACTIVITY

Cumulative percentage of contracted UDA delivered 2018 & 2019



Month	Adjusted Scheduled Activity (UDA)	
	2018	2019
April	-43	150
May	274	532
June	675	971
July	933	1,196
August	1,595	1,954
September	1,957	2,553
October	2,143	2,935
November	3,001	3,356
December	3,326	3,750
January	3,829	
February	4,481	
March	4,961	
April	5,341	
May	5,339	
June	5,340	

QUALITY

	Quantity	Base Number	Contract	AT	Region	England
% of FP17s for the same patient ID Re-attending within 3 months - Children	19	412	4.6%	9.5%	11.3%	11.8%
% of FP17s for the same patient ID Re-attending within 3 months - Adults	234	1,483	15.8%	15.0%	15.3%	15.6%
% of FP17s for the same patient ID Re-attending between 3 & 9 months - Children	286	412	69.4%	59.9%	61.1%	58.8%
% of FP17s for the same patient ID Re-attending between 3 & 9 months - Adults	1,015	1,483	68.4%	51.5%	52.4%	51.0%
% of FP17s for Band 1 Urgent Courses	171	1,771	9.7%	9.4%	9.5%	9.0%
% of FP17s Relating to Free Repair or Replacements	5	1,771	0.3%	0.5%	0.7%	0.8%
% of FP17s Relating to Continuations	10	1,771	0.6%	0.8%	0.8%	0.9%
% of Patients satisfied with the dentistry they have received	1	1	N/A	92.5%	93.1%	93.2%
% of Patients satisfied with the time they had to wait for an appointment	1	1	N/A	88.5%	87.8%	88.3%

* This is based on patients treated on this contract for their most recent course of treatment. Figures in italics indicate the base number of FP17s or Patient Questionnaire responses are less than 100. N/A is shown where the base number of responses is less than 10 during the period. % is calculated as Quantity/Base number*100

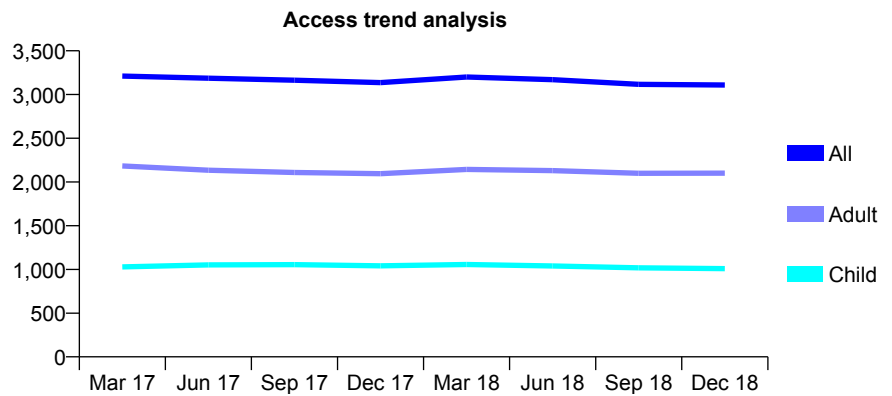
Q68 - Vital Signs At a Glance Contract Report for 165786/0001 - December 2018

Name or company name	Mr A Mykoniatis and Mr S Kolonidis
Contract type name	GDS Contract
Purpose of contract	General
Contract start date	06/04/2015
Contract end date	

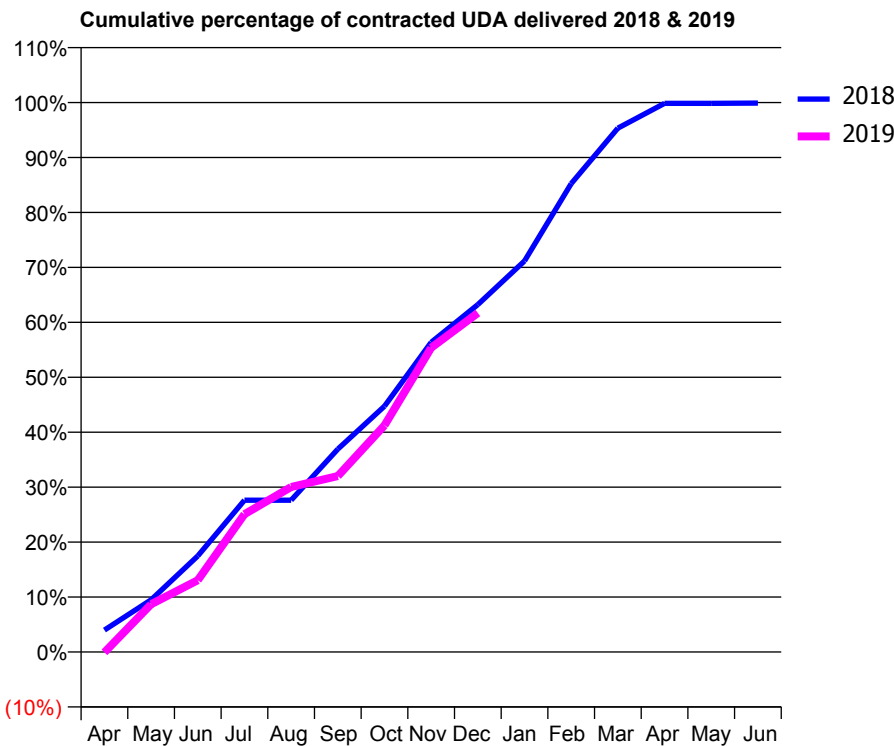
18/19 Contracted general activity (UDA)	12,500
Carry forward general activity (UDA)	12
18/19 Contracted orthodontic activity (UOA)	0
Carry forward orthodontic activity (UOA)	0
Baseline contract value	£297,991.67

ACCESS*

Patients seen in 24 months	Total	Change since previous quarter
Quarter ending December 2017	3,136	
Quarter ending March 2018	3,200	↑
Quarter ending June 2018	3,170	→
Quarter ending September 2018	3,117	↓
Quarter ending December 2018	3,109	→
Variance since December 2017	(0.9%)	→



ACTIVITY



Month	Adjusted Scheduled Activity (UDA)	
	2018	2019
April	500	-12
May	1,188	1,087
June	2,185	1,632
July	3,454	3,135
August	3,454	3,753
September	4,615	4,004
October	5,592	5,155
November	7,045	6,922
December	7,904	7,712
January	8,896	
February	10,654	
March	11,917	
April	12,480	
May	12,481	
June	12,488	

QUALITY

	Quantity	Base Number	Contract	AT	Region	England
% of FP17s for the same patient ID Re-attending within 3 months - Children	56	1,145	4.9%	9.5%	11.3%	11.8%
% of FP17s for the same patient ID Re-attending within 3 months - Adults	304	2,394	12.7%	15.0%	15.3%	15.6%
% of FP17s for the same patient ID Re-attending between 3 & 9 months - Children	836	1,145	73.0%	59.9%	61.1%	58.8%
% of FP17s for the same patient ID Re-attending between 3 & 9 months - Adults	1,592	2,394	66.5%	51.5%	52.4%	51.0%
% of FP17s for Band 1 Urgent Courses	266	3,310	8.0%	9.4%	9.5%	9.0%
% of FP17s Relating to Free Repair or Replacements	18	3,310	0.5%	0.5%	0.7%	0.8%
% of FP17s Relating to Continuations	1	3,310	0.0%	0.8%	0.8%	0.9%
% of Patients satisfied with the dentistry they have received	0	0	N/A	92.5%	93.1%	93.2%
% of Patients satisfied with the time they had to wait for an appointment	0	0	N/A	88.5%	87.8%	88.3%

* This is based on patients treated on this contract for their most recent course of treatment. Figures in italics indicate the base number of FP17s or Patient Questionnaire responses are less than 100. N/A is shown where the base number of responses is less than 10 during the period. % is calculated as Quantity/Base number*100

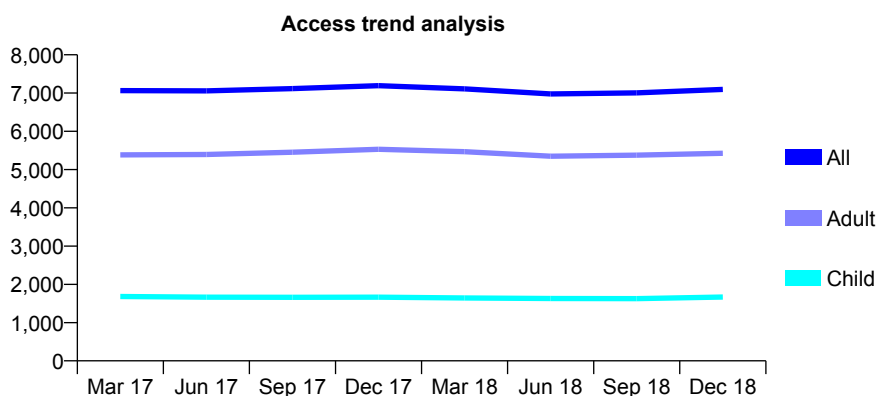
Q68 - Vital Signs At a Glance Contract Report for 166030/0001 - December 2018

Name or company name	Cranleigh Practice Ltd
Contract type name	GDS Contract
Purpose of contract	General
Contract start date	01/04/2008
Contract end date	

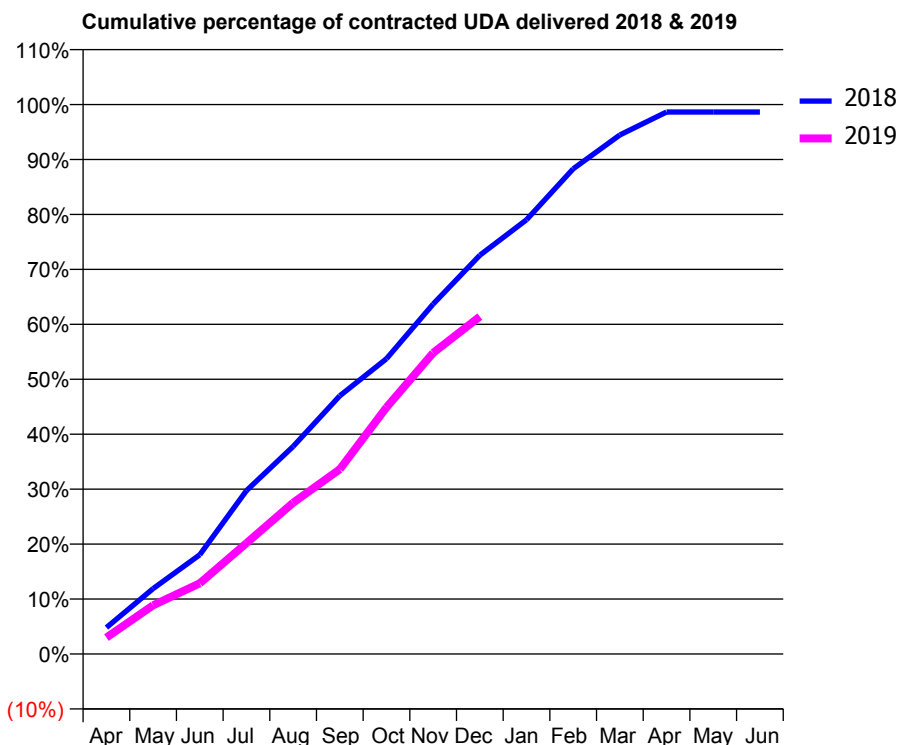
18/19 Contracted general activity (UDA)	18,581
Carry forward general activity (UDA)	129
18/19 Contracted orthodontic activity (UOA)	0
Carry forward orthodontic activity (UOA)	0
Baseline contract value	£501,512.81

ACCESS*

Patients seen in 24 months	Total	Change since previous quarter
Quarter ending December 2017	7,194	
Quarter ending March 2018	7,110	↓
Quarter ending June 2018	6,978	↓
Quarter ending September 2018	7,004	→
Quarter ending December 2018	7,095	→
Variance since December 2017	(1.4%)	↓



ACTIVITY



Month	Adjusted Scheduled Activity (UDA)	
	2018	2019
April	894	556
May	2,211	1,648
June	3,355	2,391
July	5,525	3,751
August	7,020	5,117
September	8,733	6,246
October	9,987	8,338
November	11,834	10,185
December	13,484	11,412
January	14,685	
February	16,406	
March	17,553	
April	18,325	
May	18,325	
June	18,325	

QUALITY

	Quantity	Base Number	Contract	AT	Region	England
% of FP17s for the same patient ID Re-attending within 3 months - Children	62	1,785	3.5%	9.5%	11.3%	11.8%
% of FP17s for the same patient ID Re-attending within 3 months - Adults	427	5,736	7.4%	15.0%	15.3%	15.6%
% of FP17s for the same patient ID Re-attending between 3 & 9 months - Children	1,127	1,785	63.1%	59.9%	61.1%	58.8%
% of FP17s for the same patient ID Re-attending between 3 & 9 months - Adults	3,761	5,736	65.6%	51.5%	52.4%	51.0%
% of FP17s for Band 1 Urgent Courses	296	6,924	4.3%	9.4%	9.5%	9.0%
% of FP17s Relating to Free Repair or Replacements	9	6,924	0.1%	0.5%	0.7%	0.8%
% of FP17s Relating to Continuations	90	6,924	1.3%	0.8%	0.8%	0.9%
% of Patients satisfied with the dentistry they have received	1	1	N/A	92.5%	93.1%	93.2%
% of Patients satisfied with the time they had to wait for an appointment	1	1	N/A	88.5%	87.8%	88.3%

* This is based on patients treated on this contract for their most recent course of treatment. Figures in italics indicate the base number of FP17s or Patient Questionnaire responses are less than 100. N/A is shown where the base number of responses is less than 10 during the period. % is calculated as Quantity/Base number*100

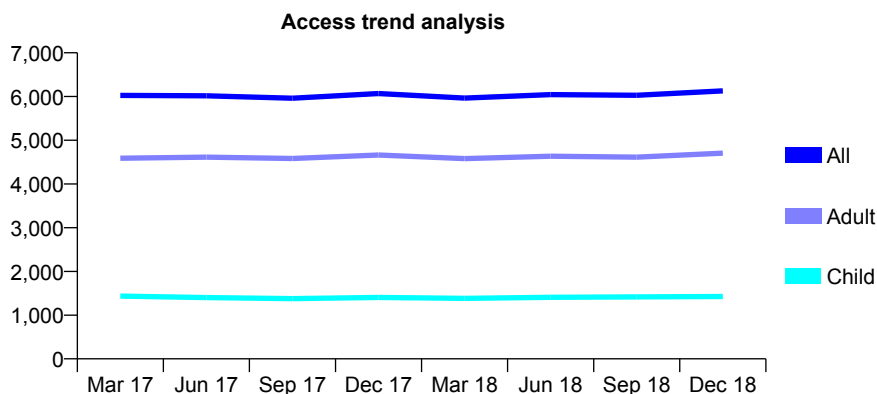
Q68 - Vital Signs At a Glance Contract Report for 166782/0001 - December 2018

Name or company name	Alfa Dental Ltd
Contract type name	GDS Contract
Purpose of contract	General
Contract start date	01/08/2007
Contract end date	

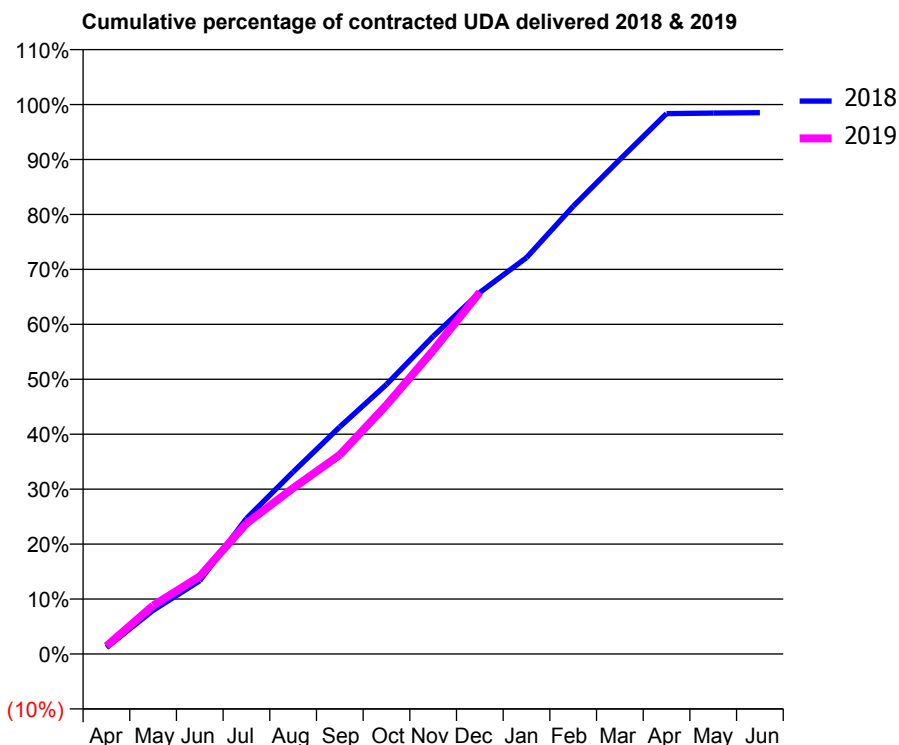
18/19 Contracted general activity (UDA)	20,646
Carry forward general activity (UDA)	306
18/19 Contracted orthodontic activity (UOA)	0
Carry forward orthodontic activity (UOA)	0
Baseline contract value	£648,836.45

ACCESS*

Patients seen in 24 months	Total	Change since previous quarter
Quarter ending December 2017	6,068	
Quarter ending March 2018	5,963	↓
Quarter ending June 2018	6,045	→
Quarter ending September 2018	6,030	→
Quarter ending December 2018	6,130	→
Variance since December 2017	1.0%	→



ACTIVITY



Month	Adjusted Scheduled Activity (UDA)	
	2018	2019
April	241	298
May	1,639	1,822
June	2,751	2,919
July	5,095	4,908
August	6,839	6,233
September	8,534	7,483
October	10,126	9,358
November	11,936	11,407
December	13,587	13,597
January	14,891	
February	16,820	
March	18,580	
April	20,301	
May	20,321	
June	20,339	

QUALITY

	Quantity	Base Number	Contract	AT	Region	England
% of FP17s for the same patient ID Re-attending within 3 months - Children	111	1,463	7.6%	9.5%	11.3%	11.8%
% of FP17s for the same patient ID Re-attending within 3 months - Adults	559	4,314	13.0%	15.0%	15.3%	15.6%
% of FP17s for the same patient ID Re-attending between 3 & 9 months - Children	713	1,463	48.7%	59.9%	61.1%	58.8%
% of FP17s for the same patient ID Re-attending between 3 & 9 months - Adults	1,982	4,314	45.9%	51.5%	52.4%	51.0%
% of FP17s for Band 1 Urgent Courses	511	5,365	9.5%	9.4%	9.5%	9.0%
% of FP17s Relating to Free Repair or Replacements	23	5,365	0.4%	0.5%	0.7%	0.8%
% of FP17s Relating to Continuations	28	5,365	0.5%	0.8%	0.8%	0.9%
% of Patients satisfied with the dentistry they have received	4	5	N/A	92.5%	93.1%	93.2%
% of Patients satisfied with the time they had to wait for an appointment	4	5	N/A	88.5%	87.8%	88.3%

* This is based on patients treated on this contract for their most recent course of treatment. Figures in italics indicate the base number of FP17s or Patient Questionnaire responses are less than 100. N/A is shown where the base number of responses is less than 10 during the period. % is calculated as Quantity/Base number*100

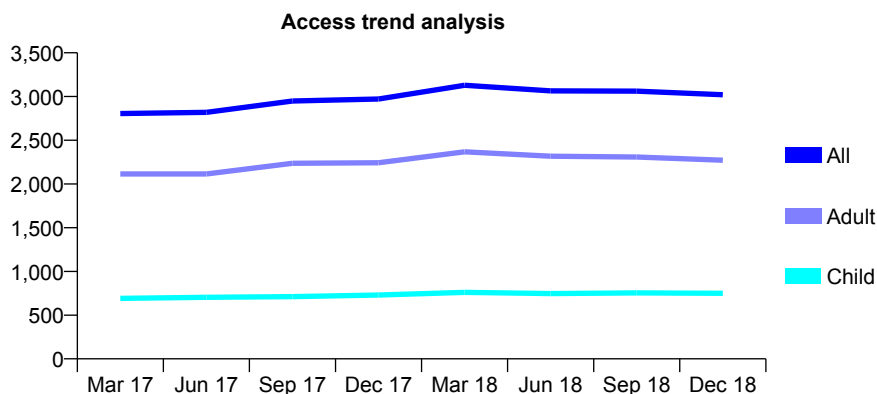
Q68 - Vital Signs At a Glance Contract Report for 166782/0002 - December 2018

Name or company name	Alfa Dental Ltd
Contract type name	GDS Contract
Purpose of contract	General
Contract start date	01/08/2007
Contract end date	

18/19 Contracted general activity (UDA)	9,694
Carry forward general activity (UDA)	0
18/19 Contracted orthodontic activity (UOA)	0
Carry forward orthodontic activity (UOA)	0
Baseline contract value	£427,276.50

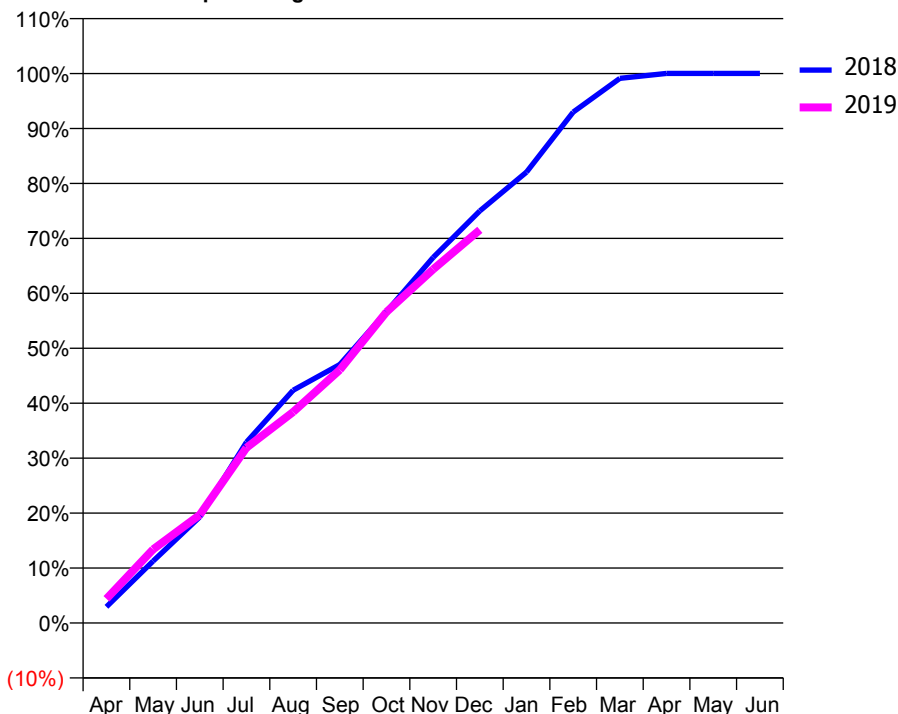
ACCESS*

Patients seen in 24 months	Total	Change since previous quarter
Quarter ending December 2017	2,972	
Quarter ending March 2018	3,128	↑
Quarter ending June 2018	3,064	↓
Quarter ending September 2018	3,062	→
Quarter ending December 2018	3,021	↓
Variance since December 2017	1.6%	→



ACTIVITY

Cumulative percentage of contracted UDA delivered 2018 & 2019



Month	Adjusted Scheduled Activity (UDA)	
	2018	2019
April	286	426
May	1,092	1,299
June	1,870	1,910
July	3,190	3,092
August	4,107	3,722
September	4,560	4,466
October	5,494	5,487
November	6,449	6,239
December	7,270	6,936
January	7,954	
February	9,013	
March	9,607	
April	9,695	
May	9,696	
June	9,696	

QUALITY

	Quantity	Base Number	Contract	AT	Region	England
% of FP17s for the same patient ID Re-attending within 3 months - Children	67	772	8.7%	9.5%	11.3%	11.8%
% of FP17s for the same patient ID Re-attending within 3 months - Adults	241	1,957	12.3%	15.0%	15.3%	15.6%
% of FP17s for the same patient ID Re-attending between 3 & 9 months - Children	370	772	47.9%	59.9%	61.1%	58.8%
% of FP17s for the same patient ID Re-attending between 3 & 9 months - Adults	765	1,957	39.1%	51.5%	52.4%	51.0%
% of FP17s for Band 1 Urgent Courses	245	2,680	9.1%	9.4%	9.5%	9.0%
% of FP17s Relating to Free Repair or Replacements	3	2,680	0.1%	0.5%	0.7%	0.8%
% of FP17s Relating to Continuations	24	2,680	0.9%	0.8%	0.8%	0.9%
% of Patients satisfied with the dentistry they have received	0	0	N/A	92.5%	93.1%	93.2%
% of Patients satisfied with the time they had to wait for an appointment	0	0	N/A	88.5%	87.8%	88.3%

* This is based on patients treated on this contract for their most recent course of treatment. Figures in italics indicate the base number of FP17s or Patient Questionnaire responses are less than 100. N/A is shown where the base number of responses is less than 10 during the period. % is calculated as Quantity/Base number*100

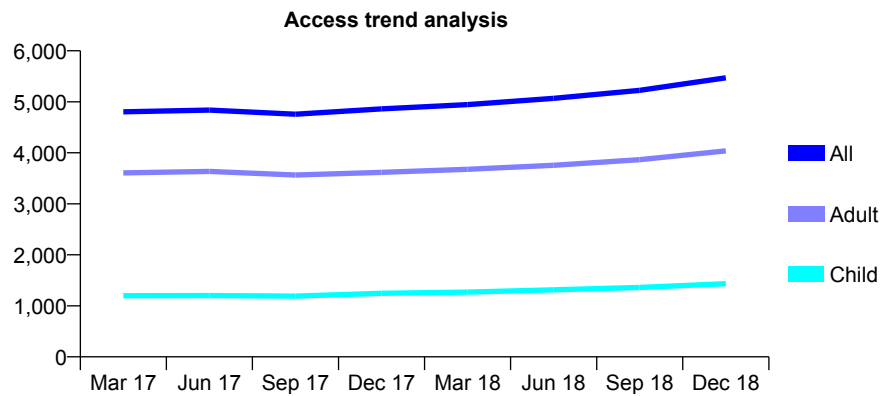
Q68 - Vital Signs At a Glance Contract Report for 166960/0001 - December 2018

Name or company name	Dumbledore Dental Care Ltd
Contract type name	GDS Contract
Purpose of contract	General
Contract start date	01/04/2008
Contract end date	

18/19 Contracted general activity (UDA)	13,000
Carry forward general activity (UDA)	265
18/19 Contracted orthodontic activity (UOA)	0
Carry forward orthodontic activity (UOA)	0
Baseline contract value	£348,247.67

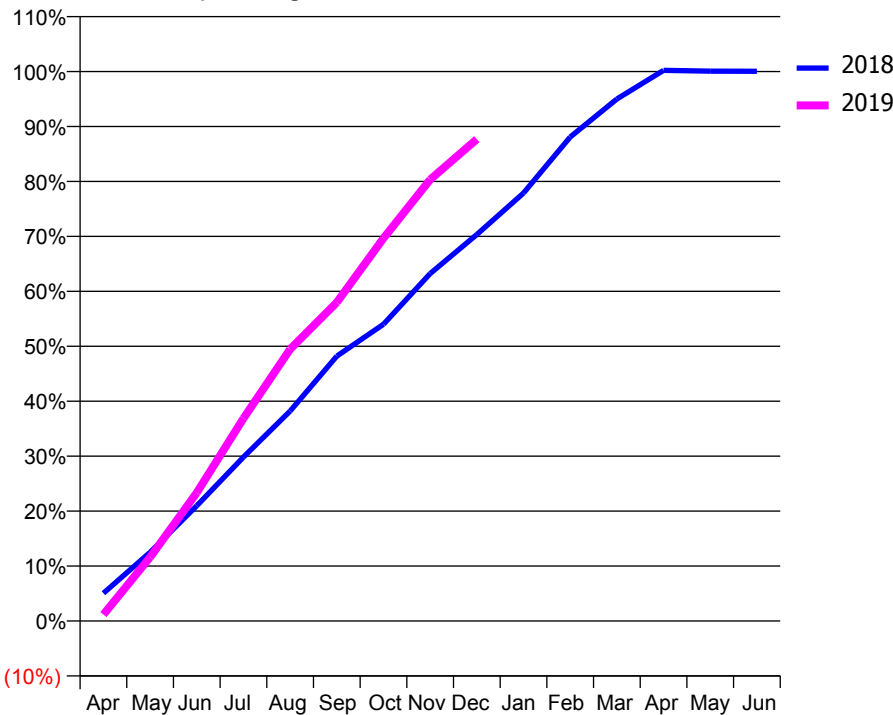
ACCESS*

Patients seen in 24 months	Total	Change since previous quarter
Quarter ending December 2017	4,862	
Quarter ending March 2018	4,944	→
Quarter ending June 2018	5,069	↑
Quarter ending September 2018	5,226	↑
Quarter ending December 2018	5,471	↑
Variance since December 2017	12.5%	↑



ACTIVITY

Cumulative percentage of contracted UDA delivered 2018 & 2019



Month	Adjusted Scheduled Activity (UDA)	
	2018	2019
April	607	152
May	1,502	1,510
June	2,516	3,036
July	3,580	4,795
August	4,585	6,432
September	5,783	7,539
October	6,480	9,057
November	7,588	10,445
December	8,441	11,398
January	9,345	
February	10,569	
March	11,398	
April	12,025	
May	12,009	
June	12,006	

QUALITY

	Quantity	Base Number	Contract	AT	Region	England
% of FP17s for the same patient ID Re-attending within 3 months - Children	71	1,714	4.1%	9.5%	11.3%	11.8%
% of FP17s for the same patient ID Re-attending within 3 months - Adults	453	4,579	9.9%	15.0%	15.3%	15.6%
% of FP17s for the same patient ID Re-attending between 3 & 9 months - Children	1,006	1,714	58.7%	59.9%	61.1%	58.8%
% of FP17s for the same patient ID Re-attending between 3 & 9 months - Adults	2,367	4,579	51.7%	51.5%	52.4%	51.0%
% of FP17s for Band 1 Urgent Courses	477	5,972	8.0%	9.4%	9.5%	9.0%
% of FP17s Relating to Free Repair or Replacements	0	5,972	0.0%	0.5%	0.7%	0.8%
% of FP17s Relating to Continuations	11	5,972	0.2%	0.8%	0.8%	0.9%
% of Patients satisfied with the dentistry they have received	17	17	100.0%	92.5%	93.1%	93.2%
% of Patients satisfied with the time they had to wait for an appointment	16	17	94.1%	88.5%	87.8%	88.3%

* This is based on patients treated on this contract for their most recent course of treatment. Figures in italics indicate the base number of FP17s or Patient Questionnaire responses are less than 100. N/A is shown where the base number of responses is less than 10 during the period. % is calculated as Quantity/Base number*100

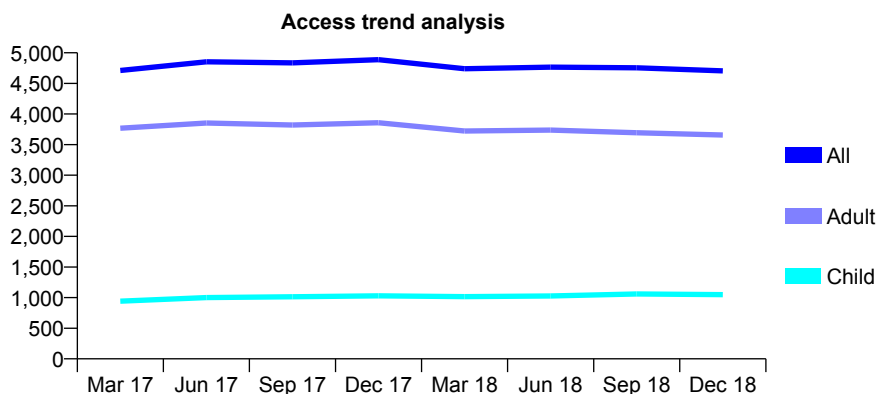
Q68 - Vital Signs At a Glance Contract Report for 167525/0001 - December 2018

Name or company name	Brunswick Practice Ltd
Contract type name	GDS Contract
Purpose of contract	General
Contract start date	01/08/2007
Contract end date	

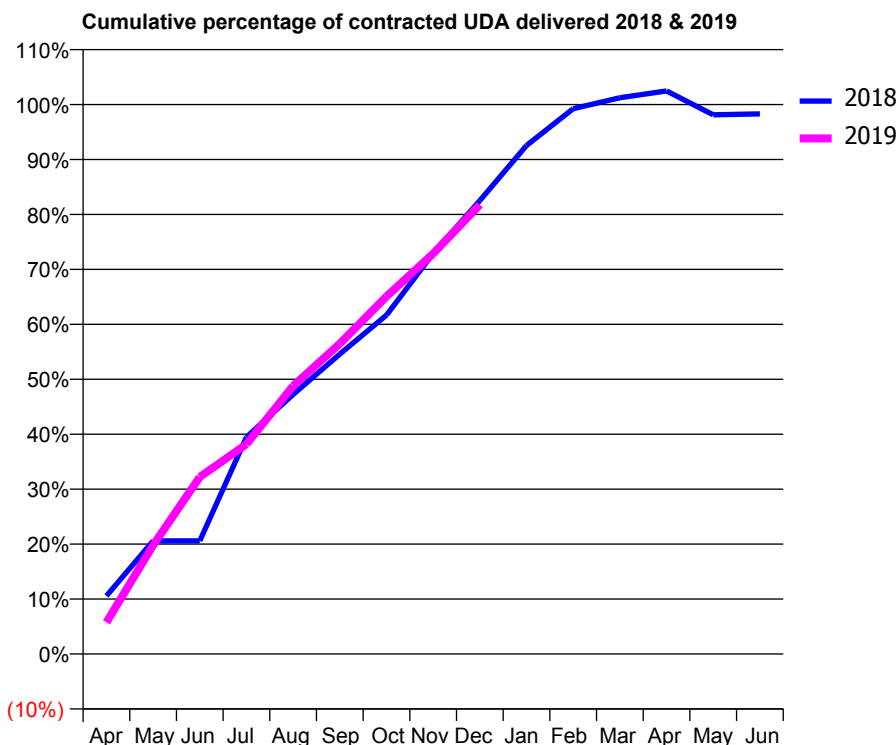
18/19 Contracted general activity (UDA)	14,742
Carry forward general activity (UDA)	250
18/19 Contracted orthodontic activity (UOA)	0
Carry forward orthodontic activity (UOA)	0
Baseline contract value	£480,301.06

ACCESS*

Patients seen in 24 months	Total	Change since previous quarter
Quarter ending December 2017	4,887	
Quarter ending March 2018	4,739	↓
Quarter ending June 2018	4,765	→
Quarter ending September 2018	4,755	→
Quarter ending December 2018	4,705	↓
Variance since December 2017	(3.7%)	↓



ACTIVITY



Month	Adjusted Scheduled Activity (UDA)	
	2018	2019
April	1,558	850
May	3,035	2,916
June	3,035	4,750
July	5,819	5,629
August	6,963	7,192
September	8,047	8,327
October	9,092	9,592
November	10,744	10,742
December	12,163	12,055
January	13,642	
February	14,630	
March	14,923	
April	15,105	
May	14,465	
June	14,492	

QUALITY

	Quantity	Base Number	Contract	AT	Region	England
% of FP17s for the same patient ID Re-attending within 3 months - Children	89	1,018	8.7%	9.5%	11.3%	11.8%
% of FP17s for the same patient ID Re-attending within 3 months - Adults	512	3,167	16.2%	15.0%	15.3%	15.6%
% of FP17s for the same patient ID Re-attending between 3 & 9 months - Children	365	1,018	35.9%	59.9%	61.1%	58.8%
% of FP17s for the same patient ID Re-attending between 3 & 9 months - Adults	1,015	3,167	32.0%	51.5%	52.4%	51.0%
% of FP17s for Band 1 Urgent Courses	543	4,352	12.5%	9.4%	9.5%	9.0%
% of FP17s Relating to Free Repair or Replacements	24	4,352	0.6%	0.5%	0.7%	0.8%
% of FP17s Relating to Continuations	4	4,352	0.1%	0.8%	0.8%	0.9%
% of Patients satisfied with the dentistry they have received	0	0	N/A	92.5%	93.1%	93.2%
% of Patients satisfied with the time they had to wait for an appointment	0	0	N/A	88.5%	87.8%	88.3%

* This is based on patients treated on this contract for their most recent course of treatment. Figures in italics indicate the base number of FP17s or Patient Questionnaire responses are less than 100. N/A is shown where the base number of responses is less than 10 during the period. % is calculated as Quantity/Base number*100

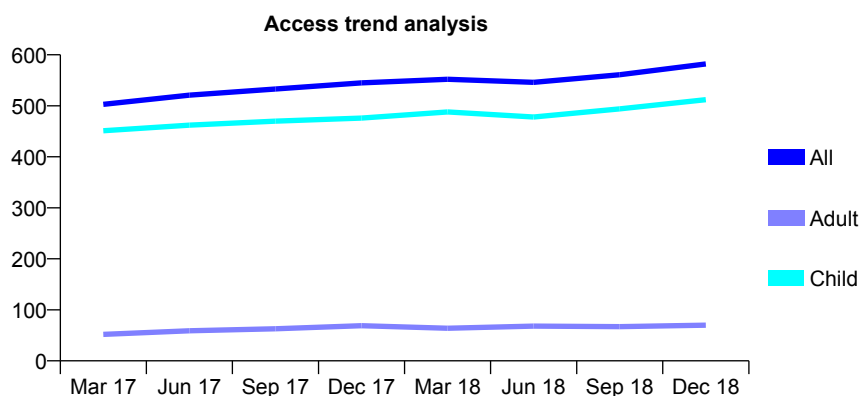
Q68 - Vital Signs At a Glance Contract Report for 167835/0001 - December 2018

Name or company name	MDS Dental Care
Contract type name	GDS Contract
Purpose of contract	General
Contract start date	01/09/2009
Contract end date	

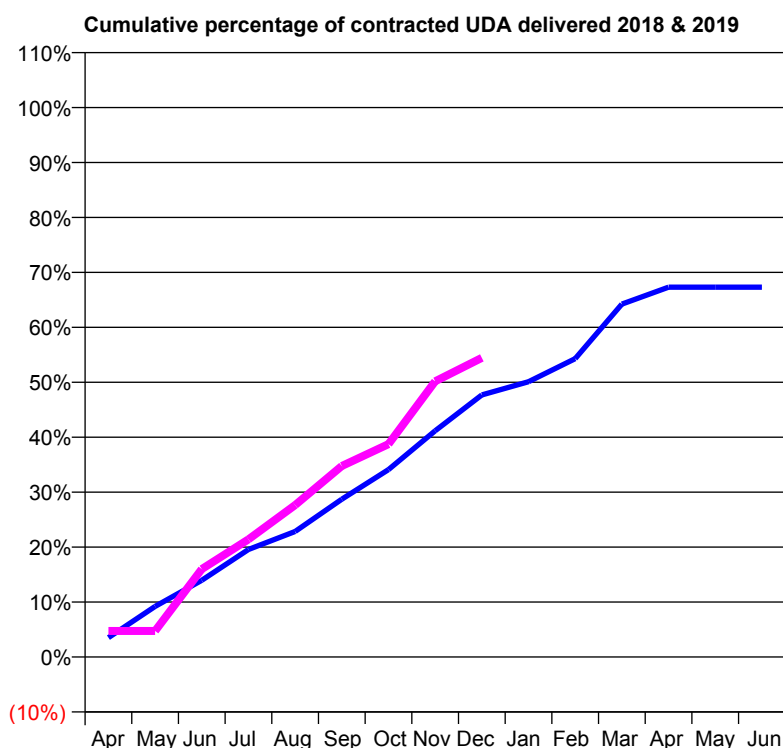
18/19 Contracted general activity (UDA)	1,460
Carry forward general activity (UDA)	0
18/19 Contracted orthodontic activity (UOA)	0
Carry forward orthodontic activity (UOA)	0
Baseline contract value	£51,622.05

ACCESS*

Patients seen in 24 months	Total	Change since previous quarter
Quarter ending December 2017	545	
Quarter ending March 2018	552	→
Quarter ending June 2018	546	↓
Quarter ending September 2018	561	↑
Quarter ending December 2018	582	↑
Variance since December 2017	6.8%	↑



ACTIVITY



Month	Adjusted Scheduled Activity (UDA)	
	2018	2019
April	51	69
May	134	69
June	204	234
July	286	313
August	334	404
September	419	508
October	498	566
November	601	732
December	696	795
January	731	
February	793	
March	938	
April	983	
May	983	
June	983	

QUALITY

	Quantity	Base Number	Contract	AT	Region	England
% of FP17s for the same patient ID Re-attending within 3 months - Children	42	577	7.3%	9.5%	11.3%	11.8%
% of FP17s for the same patient ID Re-attending within 3 months - Adults	0	1	0.0%	15.0%	15.3%	15.6%
% of FP17s for the same patient ID Re-attending between 3 & 9 months - Children	314	577	54.4%	59.9%	61.1%	58.8%
% of FP17s for the same patient ID Re-attending between 3 & 9 months - Adults	0	1	0.0%	51.5%	52.4%	51.0%
% of FP17s for Band 1 Urgent Courses	19	550	3.5%	9.4%	9.5%	9.0%
% of FP17s Relating to Free Repair or Replacements	0	550	0.0%	0.5%	0.7%	0.8%
% of FP17s Relating to Continuations	3	550	0.5%	0.8%	0.8%	0.9%
% of Patients satisfied with the dentistry they have received	1	1	N/A	92.5%	93.1%	93.2%
% of Patients satisfied with the time they had to wait for an appointment	1	1	N/A	88.5%	87.8%	88.3%

* This is based on patients treated on this contract for their most recent course of treatment. Figures in italics indicate the base number of FP17s or Patient Questionnaire responses are less than 100. N/A is shown where the base number of responses is less than 10 during the period. % is calculated as Quantity/Base number*100

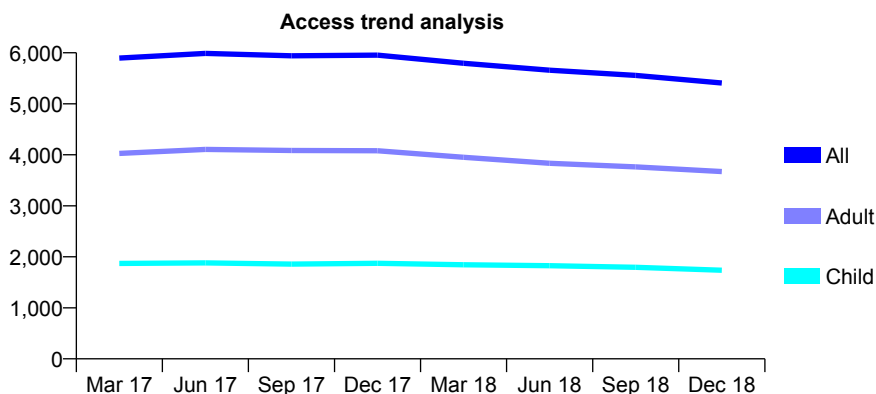
Q68 - Vital Signs At a Glance Contract Report for 168319/0001 - December 2018

Name or company name	Tooth Smart
Contract type name	GDS Contract
Purpose of contract	General
Contract start date	01/04/2013
Contract end date	

18/19 Contracted general activity (UDA)	18,083
Carry forward general activity (UDA)	0
18/19 Contracted orthodontic activity (UOA)	0
Carry forward orthodontic activity (UOA)	0
Baseline contract value	£477,071.20

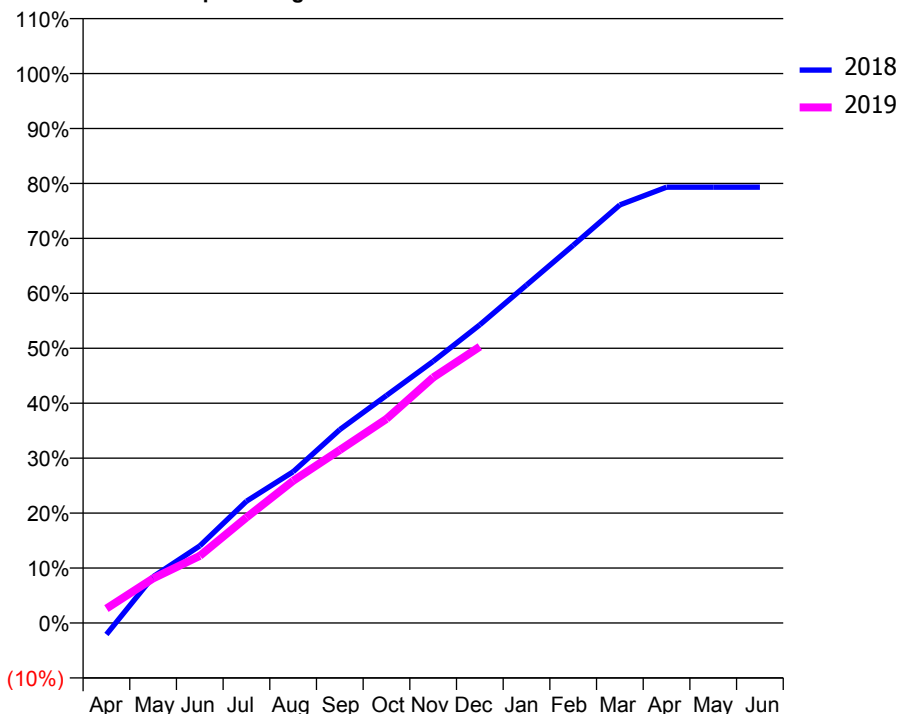
ACCESS*

Patients seen in 24 months	Total	Change since previous quarter
Quarter ending December 2017	5,955	
Quarter ending March 2018	5,796	↓
Quarter ending June 2018	5,659	↓
Quarter ending September 2018	5,557	↓
Quarter ending December 2018	5,408	↓
Variance since December 2017	(9.2%)	↓



ACTIVITY

Cumulative percentage of contracted UDA delivered 2018 & 2019



Month	Adjusted Scheduled Activity (UDA)	
	2018	2019
April	-379	475
May	1,525	1,469
June	2,538	2,208
July	4,007	3,471
August	4,979	4,682
September	6,363	5,692
October	7,487	6,715
November	8,612	8,083
December	9,816	9,095
January	11,122	
February	12,429	
March	13,761	
April	14,341	
May	14,341	
June	14,341	

QUALITY

	Quantity	Base Number	Contract	AT	Region	England
% of FP17s for the same patient ID Re-attending within 3 months - Children	62	1,468	4.2%	9.5%	11.3%	11.8%
% of FP17s for the same patient ID Re-attending within 3 months - Adults	437	3,211	13.6%	15.0%	15.3%	15.6%
% of FP17s for the same patient ID Re-attending between 3 & 9 months - Children	598	1,468	40.7%	59.9%	61.1%	58.8%
% of FP17s for the same patient ID Re-attending between 3 & 9 months - Adults	1,448	3,211	45.1%	51.5%	52.4%	51.0%
% of FP17s for Band 1 Urgent Courses	488	4,408	11.1%	9.4%	9.5%	9.0%
% of FP17s Relating to Free Repair or Replacements	12	4,408	0.3%	0.5%	0.7%	0.8%
% of FP17s Relating to Continuations	34	4,408	0.8%	0.8%	0.8%	0.9%
% of Patients satisfied with the dentistry they have received	0	0	N/A	92.5%	93.1%	93.2%
% of Patients satisfied with the time they had to wait for an appointment	0	0	N/A	88.5%	87.8%	88.3%

* This is based on patients treated on this contract for their most recent course of treatment. Figures in italics indicate the base number of FP17s or Patient Questionnaire responses are less than 100. N/A is shown where the base number of responses is less than 10 during the period. % is calculated as Quantity/Base number*100

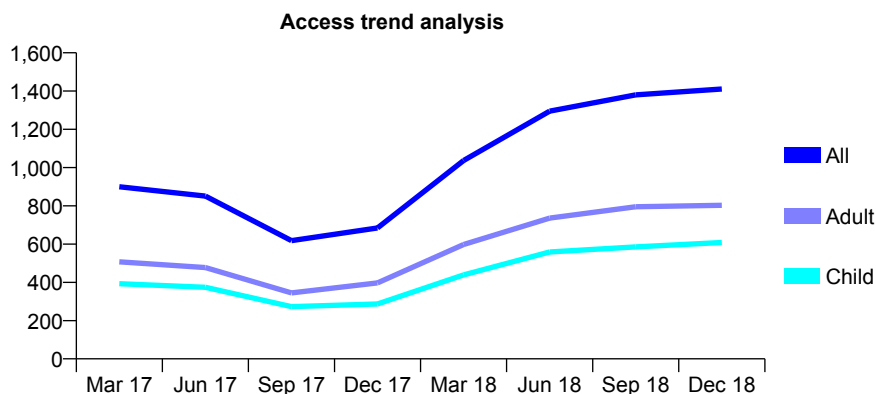
Q68 - Vital Signs At a Glance Contract Report for 168858/0001 - December 2018

Name or company name	Ms A Jawahar
Contract type name	GDS Contract
Purpose of contract	General
Contract start date	01/08/2015
Contract end date	

18/19 Contracted general activity (UDA)	4,410
Carry forward general activity (UDA)	0
18/19 Contracted orthodontic activity (UOA)	0
Carry forward orthodontic activity (UOA)	0
Baseline contract value	£100,415.28

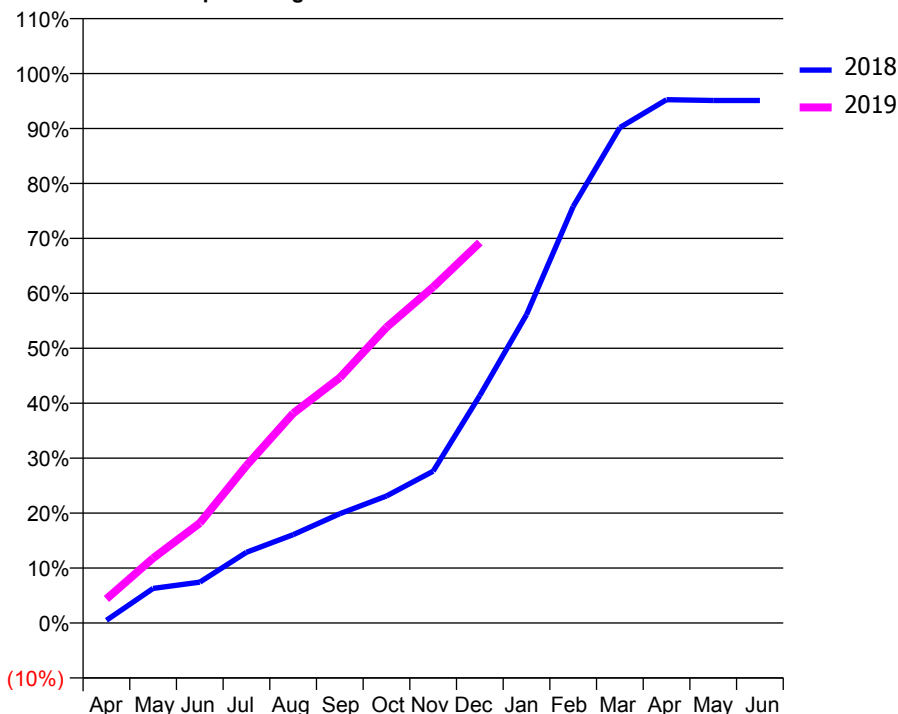
ACCESS*

Patients seen in 24 months	Total	Change since previous quarter
Quarter ending December 2017	684	
Quarter ending March 2018	1,037	↑
Quarter ending June 2018	1,295	↑
Quarter ending September 2018	1,380	↑
Quarter ending December 2018	1,411	↑
Variance since December 2017	106.3%	↑



ACTIVITY

Cumulative percentage of contracted UDA delivered 2018 & 2019



Month	Adjusted Scheduled Activity (UDA)	
	2018	2019
April	11	193
May	139	520
June	165	802
July	285	1,264
August	355	1,683
September	440	1,968
October	511	2,373
November	611	2,696
December	915	3,053
January	1,240	
February	1,675	
March	1,993	
April	2,105	
May	2,102	
June	2,102	

QUALITY

	Quantity	Base Number	Contract	AT	Region	England
% of FP17s for the same patient ID Re-attending within 3 months - Children	54	786	6.9%	9.5%	11.3%	11.8%
% of FP17s for the same patient ID Re-attending within 3 months - Adults	190	1,061	17.9%	15.0%	15.3%	15.6%
% of FP17s for the same patient ID Re-attending between 3 & 9 months - Children	422	786	53.7%	59.9%	61.1%	58.8%
% of FP17s for the same patient ID Re-attending between 3 & 9 months - Adults	544	1,061	51.3%	51.5%	52.4%	51.0%
% of FP17s for Band 1 Urgent Courses	127	1,772	7.2%	9.4%	9.5%	9.0%
% of FP17s Relating to Free Repair or Replacements	3	1,772	0.2%	0.5%	0.7%	0.8%
% of FP17s Relating to Continuations	7	1,772	0.4%	0.8%	0.8%	0.9%
% of Patients satisfied with the dentistry they have received	0	0	N/A	92.5%	93.1%	93.2%
% of Patients satisfied with the time they had to wait for an appointment	0	0	N/A	88.5%	87.8%	88.3%

* This is based on patients treated on this contract for their most recent course of treatment. Figures in italics indicate the base number of FP17s or Patient Questionnaire responses are less than 100. N/A is shown where the base number of responses is less than 10 during the period. % is calculated as Quantity/Base number*100

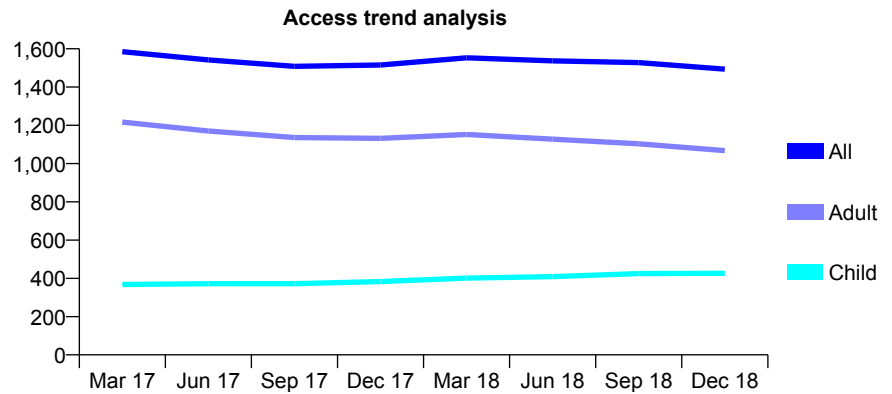
Q68 - Vital Signs At a Glance Contract Report for 169927/0002 - December 2018

Name or company name	Kings Dental Care
Contract type name	GDS Contract
Purpose of contract	General
Contract start date	01/04/2015
Contract end date	

18/19 Contracted general activity (UDA)	4,840
Carry forward general activity (UDA)	36
18/19 Contracted orthodontic activity (UOA)	0
Carry forward orthodontic activity (UOA)	0
Baseline contract value	£120,890.93

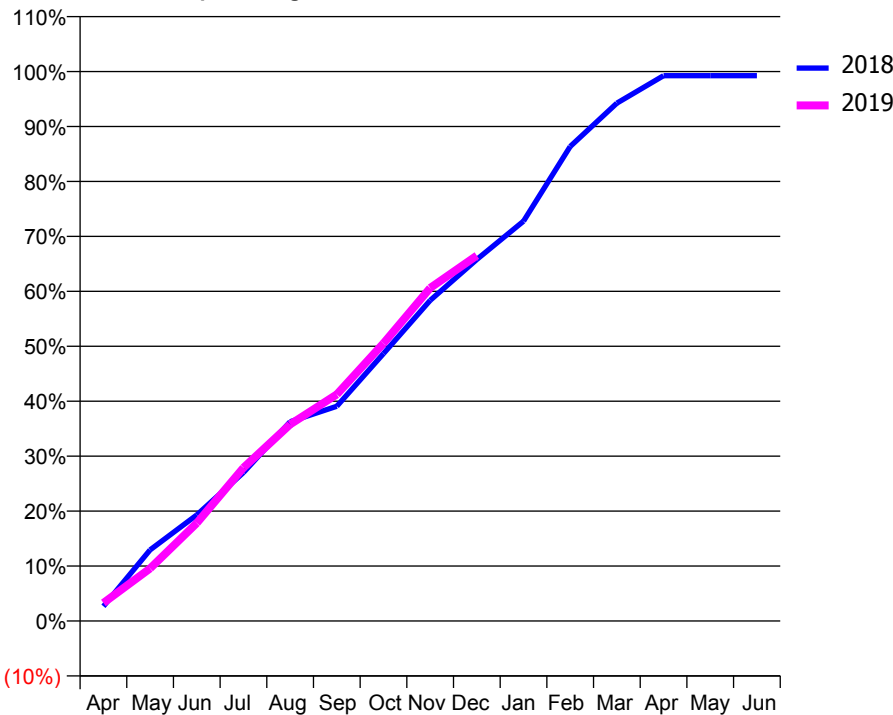
ACCESS*

Patients seen in 24 months	Total	Change since previous quarter
Quarter ending December 2017	1,515	
Quarter ending March 2018	1,553	↑
Quarter ending June 2018	1,537	↓
Quarter ending September 2018	1,528	→
Quarter ending December 2018	1,494	↓
Variance since December 2017	(1.4%)	↓



ACTIVITY

Cumulative percentage of contracted UDA delivered 2018 & 2019



Month	Adjusted Scheduled Activity (UDA)	
	2018	2019
April	129	159
May	627	463
June	935	862
July	1,308	1,350
August	1,756	1,732
September	1,892	1,996
October	2,355	2,446
November	2,824	2,934
December	3,184	3,219
January	3,522	
February	4,179	
March	4,561	
April	4,803	
May	4,803	
June	4,803	

QUALITY

	Quantity	Base Number	Contract	AT	Region	England
% of FP17s for the same patient ID Re-attending within 3 months - Children	16	425	3.8%	9.5%	11.3%	11.8%
% of FP17s for the same patient ID Re-attending within 3 months - Adults	154	1,167	13.2%	15.0%	15.3%	15.6%
% of FP17s for the same patient ID Re-attending between 3 & 9 months - Children	235	425	55.3%	59.9%	61.1%	58.8%
% of FP17s for the same patient ID Re-attending between 3 & 9 months - Adults	683	1,167	58.5%	51.5%	52.4%	51.0%
% of FP17s for Band 1 Urgent Courses	126	1,504	8.4%	9.4%	9.5%	9.0%
% of FP17s Relating to Free Repair or Replacements	3	1,504	0.2%	0.5%	0.7%	0.8%
% of FP17s Relating to Continuations	13	1,504	0.9%	0.8%	0.8%	0.9%
% of Patients satisfied with the dentistry they have received	3	3	N/A	92.5%	93.1%	93.2%
% of Patients satisfied with the time they had to wait for an appointment	3	3	N/A	88.5%	87.8%	88.3%

* This is based on patients treated on this contract for their most recent course of treatment. Figures in italics indicate the base number of FP17s or Patient Questionnaire responses are less than 100. N/A is shown where the base number of responses is less than 10 during the period. % is calculated as Quantity/Base number*100

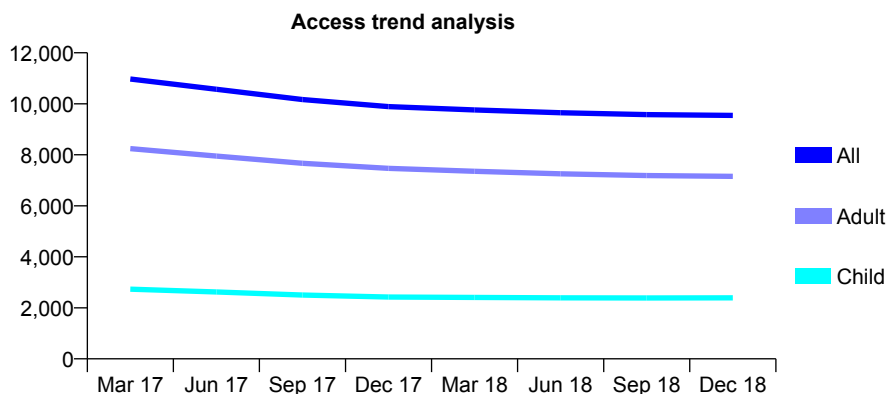
Q68 - Vital Signs At a Glance Contract Report for 170534/0002 - December 2018

Name or company name	MR P MARSDEN
Contract type name	GDS Contract
Purpose of contract	General
Contract start date	02/03/2015
Contract end date	

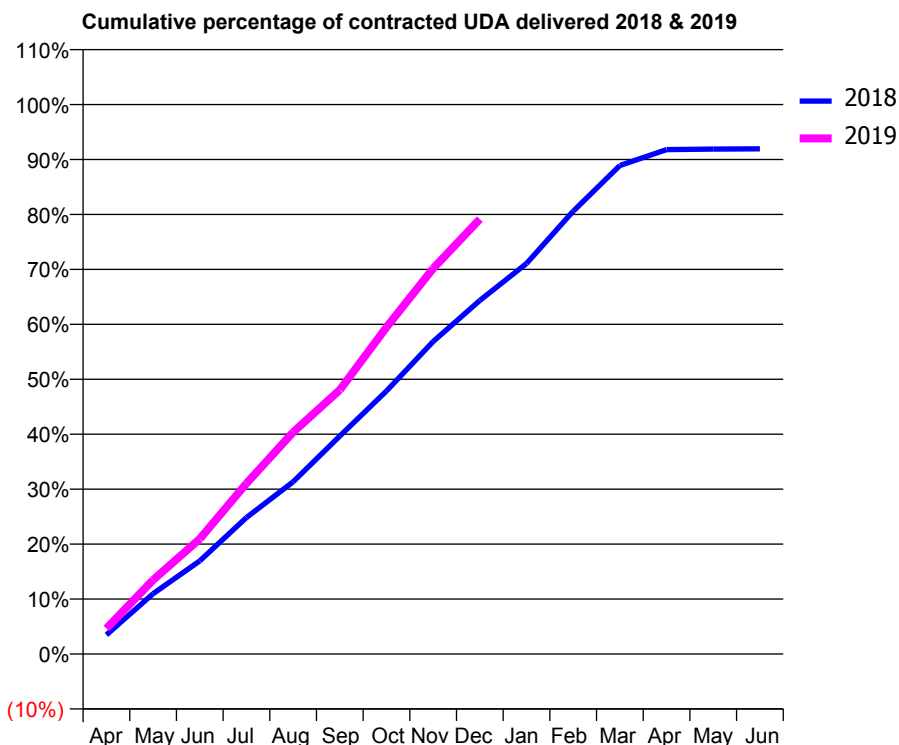
18/19 Contracted general activity (UDA)	26,000
Carry forward general activity (UDA)	0
18/19 Contracted orthodontic activity (UOA)	0
Carry forward orthodontic activity (UOA)	0
Baseline contract value	£720,224.20

ACCESS*

Patients seen in 24 months	Total	Change since previous quarter
Quarter ending December 2017	9,890	
Quarter ending March 2018	9,760	↓
Quarter ending June 2018	9,650	↓
Quarter ending September 2018	9,576	→
Quarter ending December 2018	9,544	→
Variance since December 2017	(3.5%)	↓



ACTIVITY



Month	Adjusted Scheduled Activity (UDA)	
	2018	2019
April	938	1,207
May	2,955	3,508
June	4,559	5,448
July	6,679	8,073
August	8,429	10,493
September	10,668	12,494
October	12,871	15,462
November	15,295	18,241
December	17,303	20,575
January	19,112	
February	21,665	
March	23,908	
April	24,679	
May	24,711	
June	24,720	

QUALITY

	Quantity	Base Number	Contract	AT	Region	England
% of FP17s for the same patient ID Re-attending within 3 months - Children	172	2,457	7.0%	9.5%	11.3%	11.8%
% of FP17s for the same patient ID Re-attending within 3 months - Adults	1,456	7,883	18.5%	15.0%	15.3%	15.6%
% of FP17s for the same patient ID Re-attending between 3 & 9 months - Children	1,361	2,457	55.4%	59.9%	61.1%	58.8%
% of FP17s for the same patient ID Re-attending between 3 & 9 months - Adults	4,051	7,883	51.4%	51.5%	52.4%	51.0%
% of FP17s for Band 1 Urgent Courses	941	9,250	10.2%	9.4%	9.5%	9.0%
% of FP17s Relating to Free Repair or Replacements	74	9,250	0.8%	0.5%	0.7%	0.8%
% of FP17s Relating to Continuations	184	9,250	2.0%	0.8%	0.8%	0.9%
% of Patients satisfied with the dentistry they have received	8	8	N/A	92.5%	93.1%	93.2%
% of Patients satisfied with the time they had to wait for an appointment	8	8	N/A	88.5%	87.8%	88.3%

* This is based on patients treated on this contract for their most recent course of treatment. Figures in italics indicate the base number of FP17s or Patient Questionnaire responses are less than 100. N/A is shown where the base number of responses is less than 10 during the period. % is calculated as Quantity/Base number*100

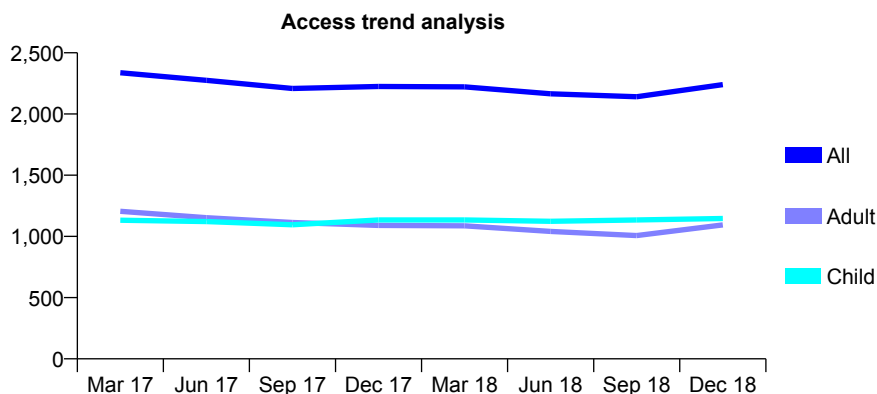
Q68 - Vital Signs At a Glance Contract Report for 171107/0001 - December 2018

Name or company name	Mr Sachin Anand & Miss Shalini Anand
Contract type name	GDS Contract
Purpose of contract	General
Contract start date	02/03/2009
Contract end date	

18/19 Contracted general activity (UDA)	5,855
Carry forward general activity (UDA)	204
18/19 Contracted orthodontic activity (UOA)	0
Carry forward orthodontic activity (UOA)	0
Baseline contract value	£133,825.97

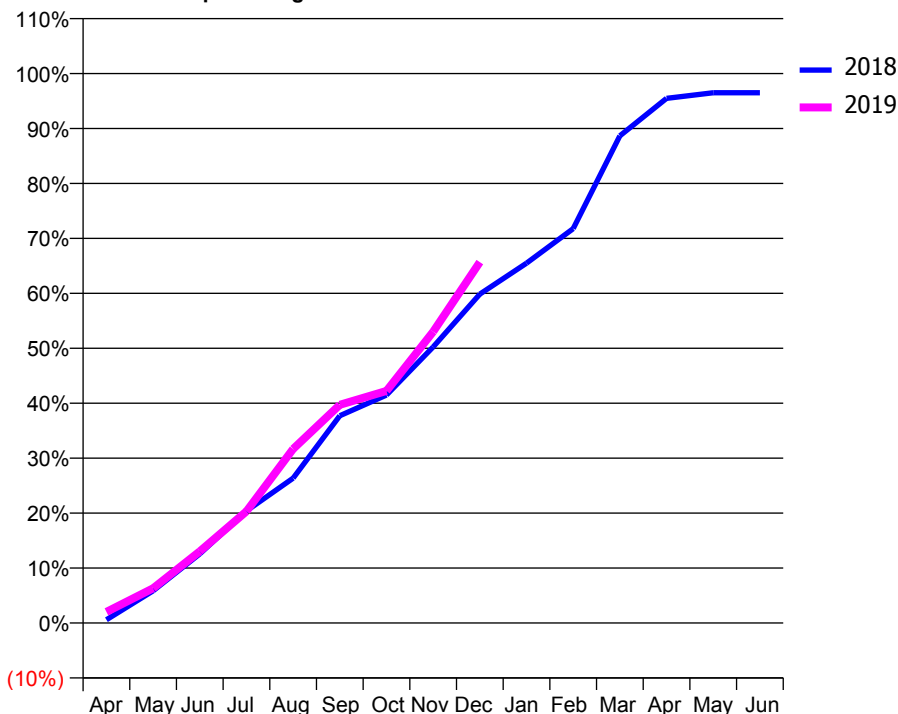
ACCESS*

Patients seen in 24 months	Total	Change since previous quarter
Quarter ending December 2017	2,225	
Quarter ending March 2018	2,222	→
Quarter ending June 2018	2,165	↓
Quarter ending September 2018	2,141	↓
Quarter ending December 2018	2,240	↑
Variance since December 2017	0.7%	→



ACTIVITY

Cumulative percentage of contracted UDA delivered 2018 & 2019



Adjusted Scheduled Activity (UDA)

Month	2018	2019
April	35	118
May	344	371
June	736	764
July	1,194	1,189
August	1,543	1,854
September	2,209	2,325
October	2,429	2,473
November	2,941	3,103
December	3,504	3,846
January	3,834	
February	4,202	
March	5,191	
April	5,590	
May	5,650	
June	5,650	

QUALITY

	Quantity	Base Number	Contract	AT	Region	England
% of FP17s for the same patient ID Re-attending within 3 months - Children	125	1,302	9.6%	9.5%	11.3%	11.8%
% of FP17s for the same patient ID Re-attending within 3 months - Adults	127	1,176	10.8%	15.0%	15.3%	15.6%
% of FP17s for the same patient ID Re-attending between 3 & 9 months - Children	799	1,302	61.4%	59.9%	61.1%	58.8%
% of FP17s for the same patient ID Re-attending between 3 & 9 months - Adults	652	1,176	55.4%	51.5%	52.4%	51.0%
% of FP17s for Band 1 Urgent Courses	147	2,329	6.3%	9.4%	9.5%	9.0%
% of FP17s Relating to Free Repair or Replacements	62	2,329	2.7%	0.5%	0.7%	0.8%
% of FP17s Relating to Continuations	8	2,329	0.3%	0.8%	0.8%	0.9%
% of Patients satisfied with the dentistry they have received	2	2	N/A	92.5%	93.1%	93.2%
% of Patients satisfied with the time they had to wait for an appointment	2	2	N/A	88.5%	87.8%	88.3%

* This is based on patients treated on this contract for their most recent course of treatment. Figures in italics indicate the base number of FP17s or Patient Questionnaire responses are less than 100. N/A is shown where the base number of responses is less than 10 during the period. % is calculated as Quantity/Base number*100

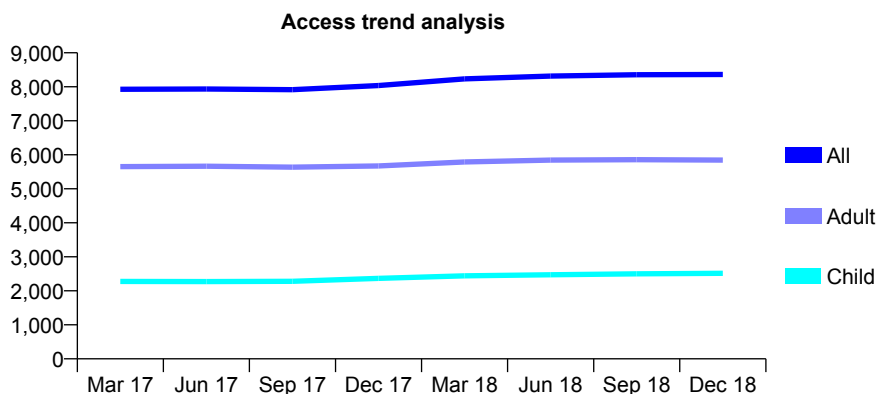
Q68 - Vital Signs At a Glance Contract Report for 171107/0002 - December 2018

Name or company name	Mr Sachin Anand & Miss Shalini Anand
Contract type name	GDS Contract
Purpose of contract	General
Contract start date	01/12/2012
Contract end date	

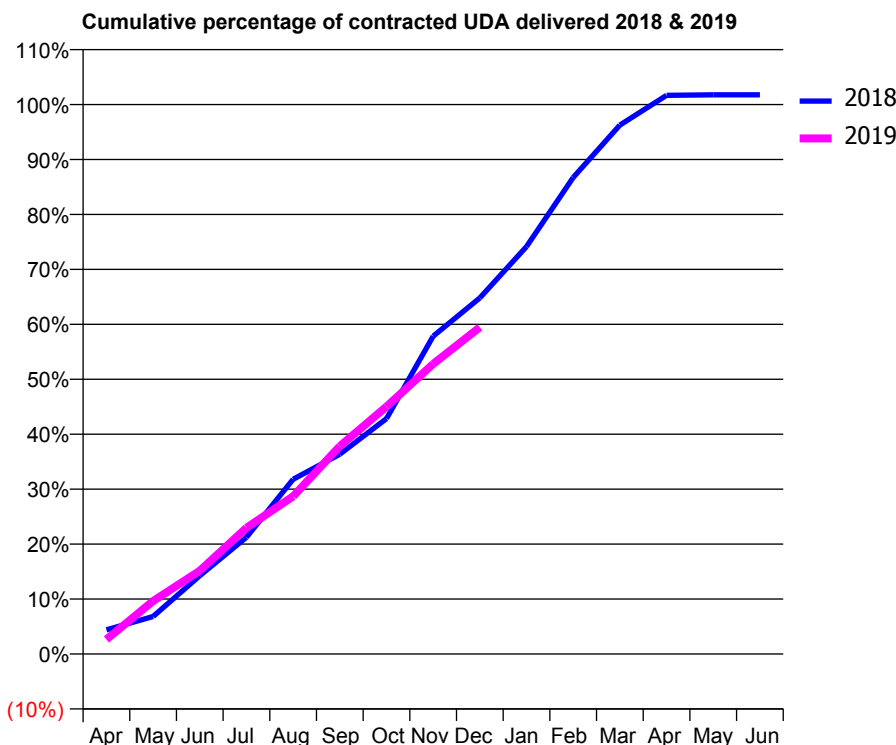
18/19 Contracted general activity (UDA)	21,500
Carry forward general activity (UDA)	0
18/19 Contracted orthodontic activity (UOA)	0
Carry forward orthodontic activity (UOA)	0
Baseline contract value	£593,045.93

ACCESS*

Patients seen in 24 months	Total	Change since previous quarter
Quarter ending December 2017	8,039	
Quarter ending March 2018	8,234	↑
Quarter ending June 2018	8,317	→
Quarter ending September 2018	8,354	→
Quarter ending December 2018	8,361	→
Variance since December 2017	4.0%	↑



ACTIVITY



Month	Adjusted Scheduled Activity (UDA)	
	2018	2019
April	946	571
May	1,467	2,076
June	3,064	3,258
July	4,569	4,939
August	6,840	6,169
September	7,818	8,131
October	9,213	9,679
November	12,438	11,353
December	13,932	12,786
January	15,942	
February	18,645	
March	20,692	
April	21,859	
May	21,878	
June	21,878	

QUALITY

	Quantity	Base Number	Contract	AT	Region	England
% of FP17s for the same patient ID Re-attending within 3 months - Children	153	2,997	5.1%	9.5%	11.3%	11.8%
% of FP17s for the same patient ID Re-attending within 3 months - Adults	665	5,714	11.6%	15.0%	15.3%	15.6%
% of FP17s for the same patient ID Re-attending between 3 & 9 months - Children	2,145	2,997	71.6%	59.9%	61.1%	58.8%
% of FP17s for the same patient ID Re-attending between 3 & 9 months - Adults	2,934	5,714	51.3%	51.5%	52.4%	51.0%
% of FP17s for Band 1 Urgent Courses	353	7,496	4.7%	9.4%	9.5%	9.0%
% of FP17s Relating to Free Repair or Replacements	90	7,496	1.2%	0.5%	0.7%	0.8%
% of FP17s Relating to Continuations	28	7,496	0.4%	0.8%	0.8%	0.9%
% of Patients satisfied with the dentistry they have received	3	3	N/A	92.5%	93.1%	93.2%
% of Patients satisfied with the time they had to wait for an appointment	3	3	N/A	88.5%	87.8%	88.3%

* This is based on patients treated on this contract for their most recent course of treatment. Figures in italics indicate the base number of FP17s or Patient Questionnaire responses are less than 100. N/A is shown where the base number of responses is less than 10 during the period. % is calculated as Quantity/Base number*100

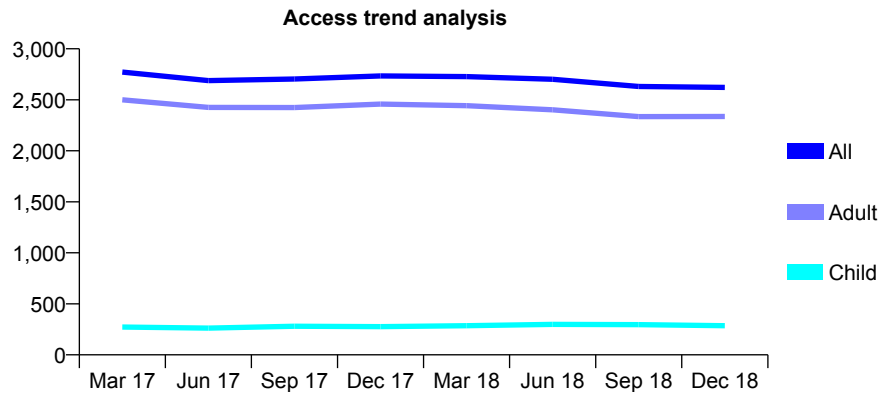
Q68 - Vital Signs At a Glance Contract Report for 171719/0001 - December 2018

Name or company name	Mr A Elamin
Contract type name	GDS Contract
Purpose of contract	General
Contract start date	01/12/2014
Contract end date	

18/19 Contracted general activity (UDA)	6,255
Carry forward general activity (UDA)	0
18/19 Contracted orthodontic activity (UOA)	0
Carry forward orthodontic activity (UOA)	0
Baseline contract value	£169,244.13

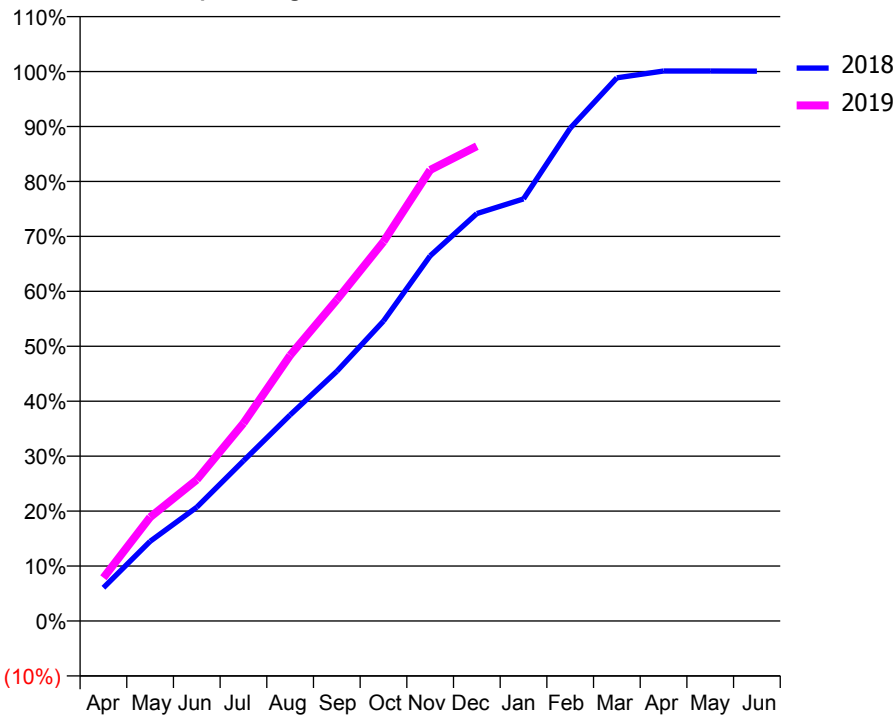
ACCESS*

Patients seen in 24 months	Total	Change since previous quarter
Quarter ending December 2017	2,734	
Quarter ending March 2018	2,728	→
Quarter ending June 2018	2,701	→
Quarter ending September 2018	2,631	↓
Quarter ending December 2018	2,622	→
Variance since December 2017	(4.1%)	↓



ACTIVITY

Cumulative percentage of contracted UDA delivered 2018 & 2019



Month	Adjusted Scheduled Activity (UDA)	
	2018	2019
April	379	493
May	906	1,182
June	1,295	1,608
July	1,824	2,252
August	2,347	3,025
September	2,842	3,656
October	3,415	4,317
November	4,156	5,134
December	4,637	5,404
January	4,805	
February	5,609	
March	6,183	
April	6,260	
May	6,260	
June	6,259	

QUALITY

	Quantity	Base Number	Contract	AT	Region	England
% of FP17s for the same patient ID Re-attending within 3 months - Children	29	258	11.2%	9.5%	11.3%	11.8%
% of FP17s for the same patient ID Re-attending within 3 months - Adults	418	1,684	24.8%	15.0%	15.3%	15.6%
% of FP17s for the same patient ID Re-attending between 3 & 9 months - Children	85	258	32.9%	59.9%	61.1%	58.8%
% of FP17s for the same patient ID Re-attending between 3 & 9 months - Adults	263	1,684	15.6%	51.5%	52.4%	51.0%
% of FP17s for Band 1 Urgent Courses	415	1,904	21.8%	9.4%	9.5%	9.0%
% of FP17s Relating to Free Repair or Replacements	30	1,904	1.6%	0.5%	0.7%	0.8%
% of FP17s Relating to Continuations	50	1,904	2.6%	0.8%	0.8%	0.9%
% of Patients satisfied with the dentistry they have received	1	2	N/A	92.5%	93.1%	93.2%
% of Patients satisfied with the time they had to wait for an appointment	1	2	N/A	88.5%	87.8%	88.3%

* This is based on patients treated on this contract for their most recent course of treatment. Figures in italics indicate the base number of FP17s or Patient Questionnaire responses are less than 100. N/A is shown where the base number of responses is less than 10 during the period. % is calculated as Quantity/Base number*100

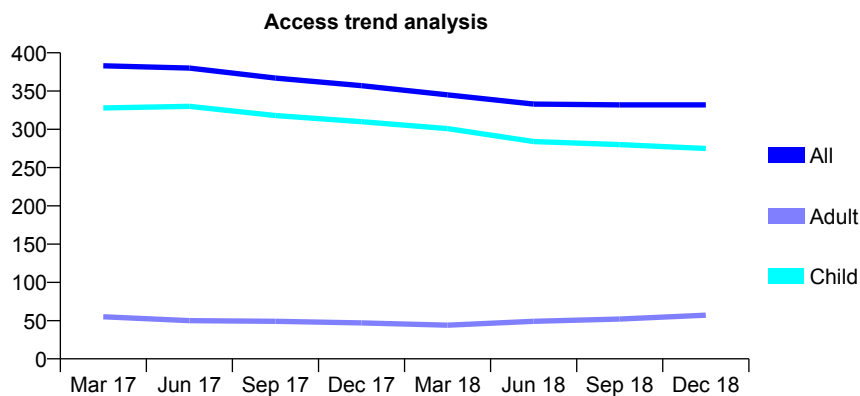
Q68 - Vital Signs At a Glance Contract Report for 171891/0001 - December 2018

Name or company name	Chertsey Dental Practice Ltd
Contract type name	GDS Contract
Purpose of contract	General
Contract start date	01/10/2012
Contract end date	

18/19 Contracted general activity (UDA)	600
Carry forward general activity (UDA)	0
18/19 Contracted orthodontic activity (UOA)	0
Carry forward orthodontic activity (UOA)	0
Baseline contract value	£15,419.30

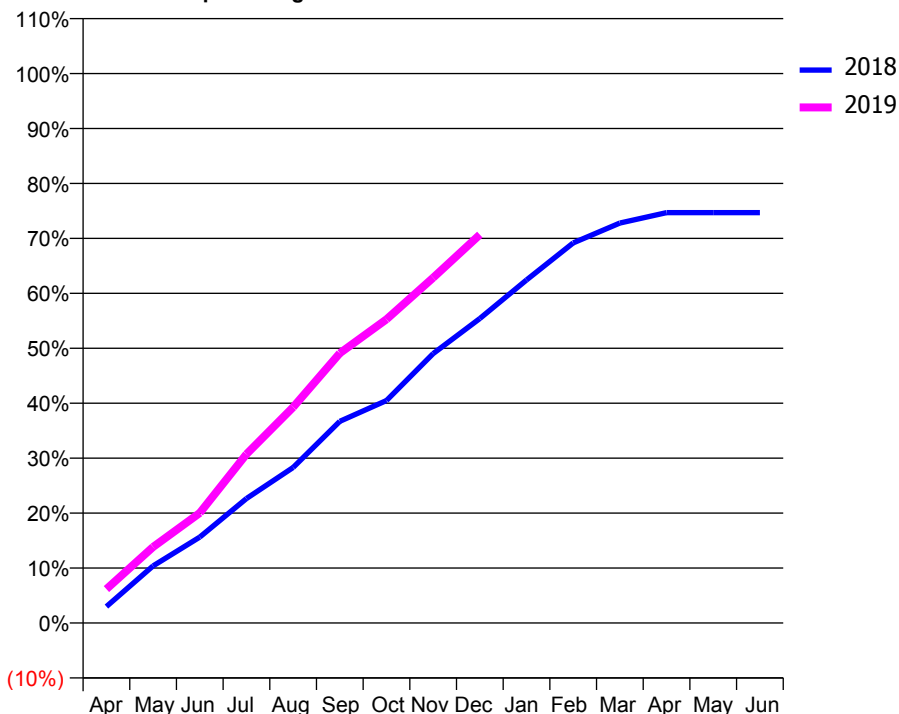
ACCESS*

Patients seen in 24 months	Total	Change since previous quarter
Quarter ending December 2017	357	
Quarter ending March 2018	345	↓
Quarter ending June 2018	333	↓
Quarter ending September 2018	332	→
Quarter ending December 2018	332	→
Variance since December 2017	(7.0%)	↓



ACTIVITY

Cumulative percentage of contracted UDA delivered 2018 & 2019



Month	Adjusted Scheduled Activity (UDA)	
	2018	2019
April	24	37
May	83	83
June	125	120
July	181	184
August	226	236
September	294	295
October	324	332
November	392	377
December	443	424
January	499	
February	553	
March	582	
April	597	
May	597	
June	597	

QUALITY

	Quantity	Base Number	Contract	AT	Region	England
% of FP17s for the same patient ID Re-attending within 3 months - Children	23	331	6.9%	9.5%	11.3%	11.8%
% of FP17s for the same patient ID Re-attending within 3 months - Adults	1	12	8.3%	15.0%	15.3%	15.6%
% of FP17s for the same patient ID Re-attending between 3 & 9 months - Children	233	331	70.4%	59.9%	61.1%	58.8%
% of FP17s for the same patient ID Re-attending between 3 & 9 months - Adults	8	12	66.7%	51.5%	52.4%	51.0%
% of FP17s for Band 1 Urgent Courses	5	330	1.5%	9.4%	9.5%	9.0%
% of FP17s Relating to Free Repair or Replacements	0	330	0.0%	0.5%	0.7%	0.8%
% of FP17s Relating to Continuations	0	330	0.0%	0.8%	0.8%	0.9%
% of Patients satisfied with the dentistry they have received	0	0	N/A	92.5%	93.1%	93.2%
% of Patients satisfied with the time they had to wait for an appointment	0	0	N/A	88.5%	87.8%	88.3%

* This is based on patients treated on this contract for their most recent course of treatment. Figures in italics indicate the base number of FP17s or Patient Questionnaire responses are less than 100. N/A is shown where the base number of responses is less than 10 during the period. % is calculated as Quantity/Base number*100

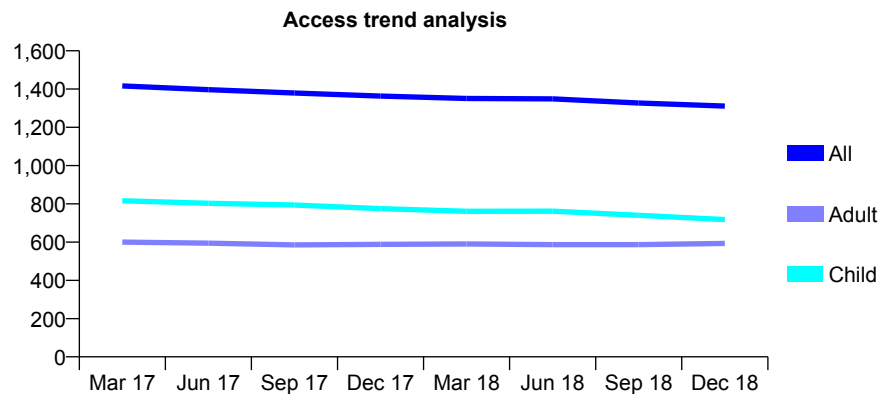
Q68 - Vital Signs At a Glance Contract Report for 171913/0001 - December 2018

Name or company name	Andrew J S Mussett Ltd
Contract type name	GDS Contract
Purpose of contract	General
Contract start date	01/11/2009
Contract end date	

18/19 Contracted general activity (UDA)	2,845
Carry forward general activity (UDA)	0
18/19 Contracted orthodontic activity (UOA)	0
Carry forward orthodontic activity (UOA)	0
Baseline contract value	£71,817.81

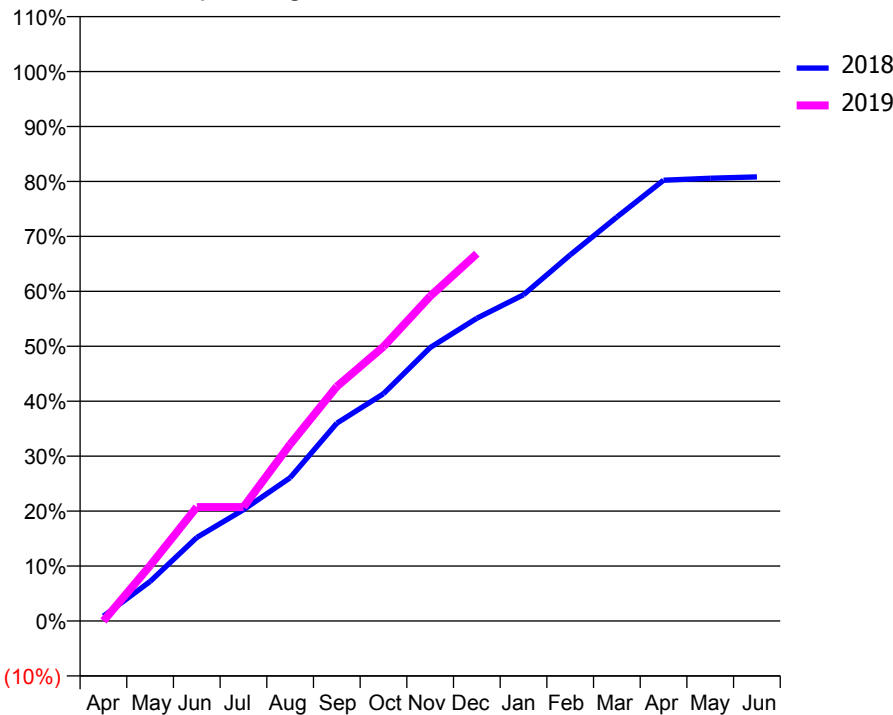
ACCESS*

Patients seen in 24 months	Total	Change since previous quarter
Quarter ending December 2017	1,363	
Quarter ending March 2018	1,351	→
Quarter ending June 2018	1,349	→
Quarter ending September 2018	1,327	↓
Quarter ending December 2018	1,311	↓
Variance since December 2017	(3.8%)	↓



ACTIVITY

Cumulative percentage of contracted UDA delivered 2018 & 2019



Adjusted Scheduled Activity (UDA)		
Month	2018	2019
April	31	0
May	253	287
June	535	590
July	713	590
August	918	915
September	1,267	1,214
October	1,456	1,421
November	1,751	1,681
December	1,940	1,902
January	2,090	
February	2,345	
March	2,588	
April	2,824	
May	2,837	
June	2,845	

QUALITY

	Quantity	Base Number	Contract	AT	Region	England
% of FP17s for the same patient ID Re-attending within 3 months - Children	40	922	4.3%	9.5%	11.3%	11.8%
% of FP17s for the same patient ID Re-attending within 3 months - Adults	73	675	10.8%	15.0%	15.3%	15.6%
% of FP17s for the same patient ID Re-attending between 3 & 9 months - Children	649	922	70.4%	59.9%	61.1%	58.8%
% of FP17s for the same patient ID Re-attending between 3 & 9 months - Adults	488	675	72.3%	51.5%	52.4%	51.0%
% of FP17s for Band 1 Urgent Courses	29	1,417	2.0%	9.4%	9.5%	9.0%
% of FP17s Relating to Free Repair or Replacements	0	1,417	0.0%	0.5%	0.7%	0.8%
% of FP17s Relating to Continuations	0	1,417	0.0%	0.8%	0.8%	0.9%
% of Patients satisfied with the dentistry they have received	0	0	N/A	92.5%	93.1%	93.2%
% of Patients satisfied with the time they had to wait for an appointment	0	0	N/A	88.5%	87.8%	88.3%

* This is based on patients treated on this contract for their most recent course of treatment. Figures in italics indicate the base number of FP17s or Patient Questionnaire responses are less than 100. N/A is shown where the base number of responses is less than 10 during the period. % is calculated as Quantity/Base number*100

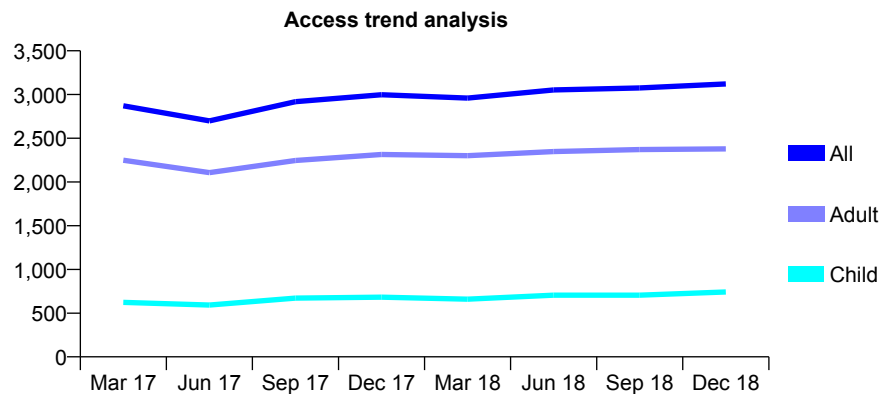
Q68 - Vital Signs At a Glance Contract Report for 175633/0001 - December 2018

Name or company name	Mr M Eyrumlu & Mr A Eyrumlu
Contract type name	GDS Contract
Purpose of contract	General
Contract start date	01/12/2010
Contract end date	

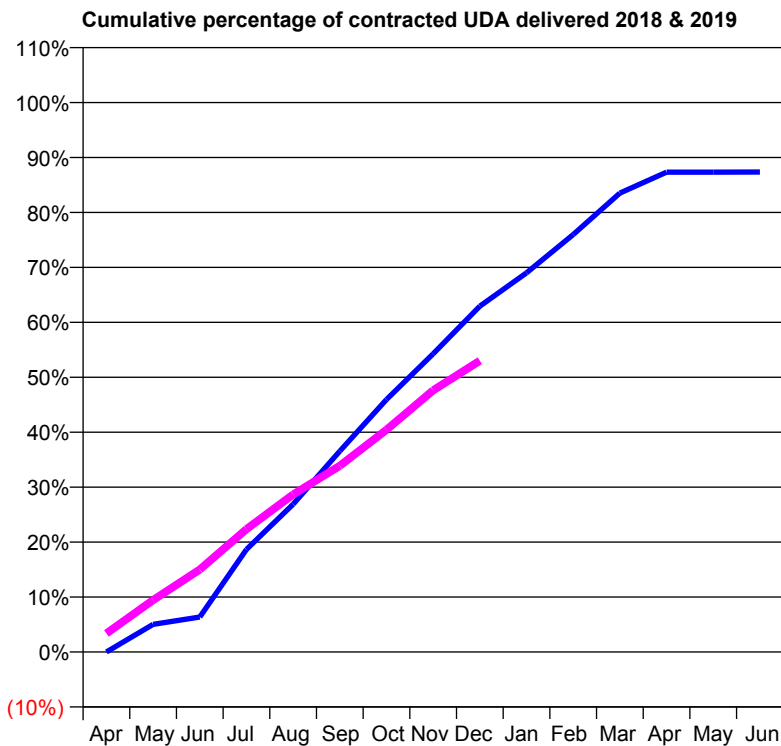
18/19 Contracted general activity (UDA)	12,150
Carry forward general activity (UDA)	0
18/19 Contracted orthodontic activity (UOA)	0
Carry forward orthodontic activity (UOA)	0
Baseline contract value	£300,217.69

ACCESS*

Patients seen in 24 months	Total	Change since previous quarter
Quarter ending December 2017	2,997	
Quarter ending March 2018	2,960	↓
Quarter ending June 2018	3,053	↑
Quarter ending September 2018	3,076	→
Quarter ending December 2018	3,121	→
Variance since December 2017	4.1%	↑



ACTIVITY



Month	Adjusted Scheduled Activity (UDA)	
	2018	2019
April	0	411
May	462	1,149
June	583	1,823
July	1,708	2,716
August	2,461	3,482
September	3,346	4,116
October	4,205	4,914
November	4,966	5,786
December	5,759	6,441
January	6,313	
February	6,952	
March	7,642	
April	7,989	
May	7,990	
June	7,993	

QUALITY

	Quantity	Base Number	Contract	AT	Region	England
% of FP17s for the same patient ID Re-attending within 3 months - Children	28	795	3.5%	9.5%	11.3%	11.8%
% of FP17s for the same patient ID Re-attending within 3 months - Adults	255	2,400	10.6%	15.0%	15.3%	15.6%
% of FP17s for the same patient ID Re-attending between 3 & 9 months - Children	438	795	55.1%	59.9%	61.1%	58.8%
% of FP17s for the same patient ID Re-attending between 3 & 9 months - Adults	1,294	2,400	53.9%	51.5%	52.4%	51.0%
% of FP17s for Band 1 Urgent Courses	28	3,065	0.9%	9.4%	9.5%	9.0%
% of FP17s Relating to Free Repair or Replacements	2	3,065	0.1%	0.5%	0.7%	0.8%
% of FP17s Relating to Continuations	100	3,065	3.3%	0.8%	0.8%	0.9%
% of Patients satisfied with the dentistry they have received	2	2	N/A	92.5%	93.1%	93.2%
% of Patients satisfied with the time they had to wait for an appointment	2	2	N/A	88.5%	87.8%	88.3%

* This is based on patients treated on this contract for their most recent course of treatment. Figures in italics indicate the base number of FP17s or Patient Questionnaire responses are less than 100. N/A is shown where the base number of responses is less than 10 during the period. % is calculated as Quantity/Base number*100

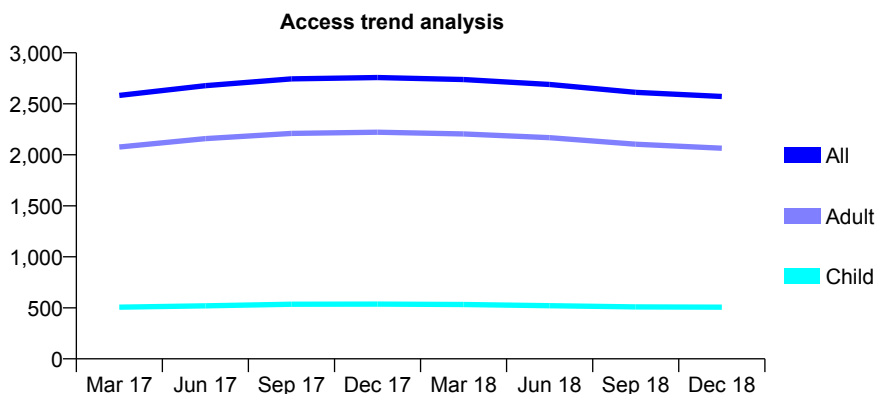
Q68 - Vital Signs At a Glance Contract Report for 176214/0001 - December 2018

Name or company name	Warrior Square Dental Practice Ltd
Contract type name	GDS Contract
Purpose of contract	General
Contract start date	01/07/2015
Contract end date	

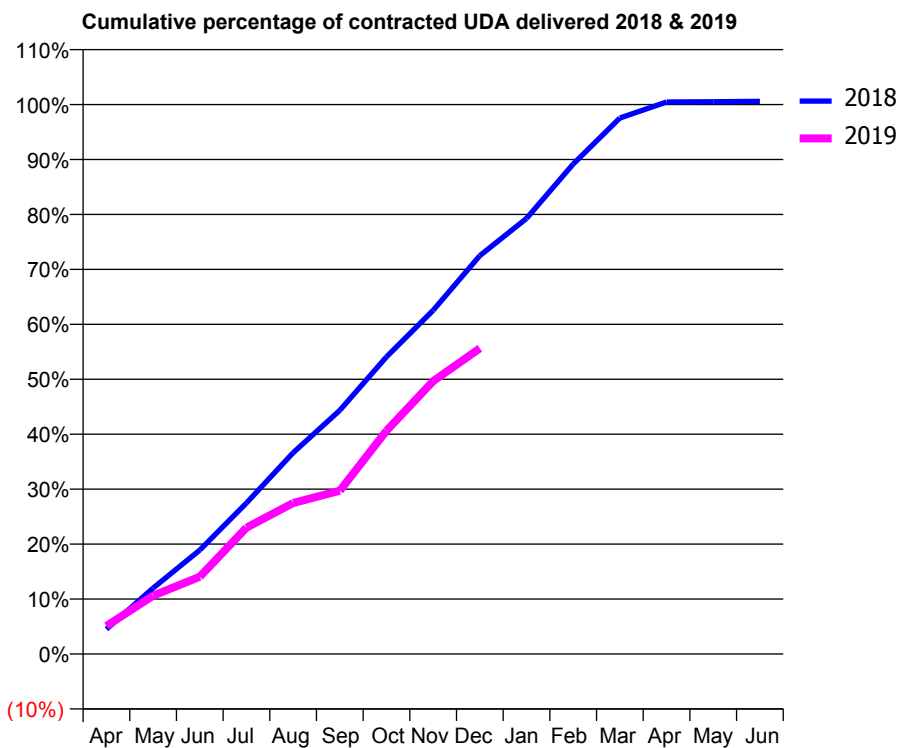
18/19 Contracted general activity (UDA)	7,000
Carry forward general activity (UDA)	0
18/19 Contracted orthodontic activity (UOA)	0
Carry forward orthodontic activity (UOA)	0
Baseline contract value	£176,249.82

ACCESS*

Patients seen in 24 months	Total	Change since previous quarter
Quarter ending December 2017	2,758	
Quarter ending March 2018	2,738	→
Quarter ending June 2018	2,689	↓
Quarter ending September 2018	2,613	↓
Quarter ending December 2018	2,572	↓
Variance since December 2017	(6.7%)	↓



ACTIVITY



Adjusted Scheduled Activity (UDA)		
Month	2018	2019
April	317	358
May	839	742
June	1,324	985
July	1,924	1,610
August	2,565	1,924
September	3,105	2,079
October	3,786	2,844
November	4,379	3,476
December	5,075	3,895
January	5,549	
February	6,241	
March	6,828	
April	7,032	
May	7,035	
June	7,041	

QUALITY

	Quantity	Base Number	Contract	AT	Region	England
% of FP17s for the same patient ID Re-attending within 3 months - Children	41	551	7.4%	9.5%	11.3%	11.8%
% of FP17s for the same patient ID Re-attending within 3 months - Adults	413	2,376	17.4%	15.0%	15.3%	15.6%
% of FP17s for the same patient ID Re-attending between 3 & 9 months - Children	254	551	46.1%	59.9%	61.1%	58.8%
% of FP17s for the same patient ID Re-attending between 3 & 9 months - Adults	1,303	2,376	54.8%	51.5%	52.4%	51.0%
% of FP17s for Band 1 Urgent Courses	223	2,281	9.8%	9.4%	9.5%	9.0%
% of FP17s Relating to Free Repair or Replacements	18	2,281	0.8%	0.5%	0.7%	0.8%
% of FP17s Relating to Continuations	14	2,281	0.6%	0.8%	0.8%	0.9%
% of Patients satisfied with the dentistry they have received	1	1	N/A	92.5%	93.1%	93.2%
% of Patients satisfied with the time they had to wait for an appointment	1	1	N/A	88.5%	87.8%	88.3%

* This is based on patients treated on this contract for their most recent course of treatment. Figures in italics indicate the base number of FP17s or Patient Questionnaire responses are less than 100. N/A is shown where the base number of responses is less than 10 during the period. % is calculated as Quantity/Base number*100

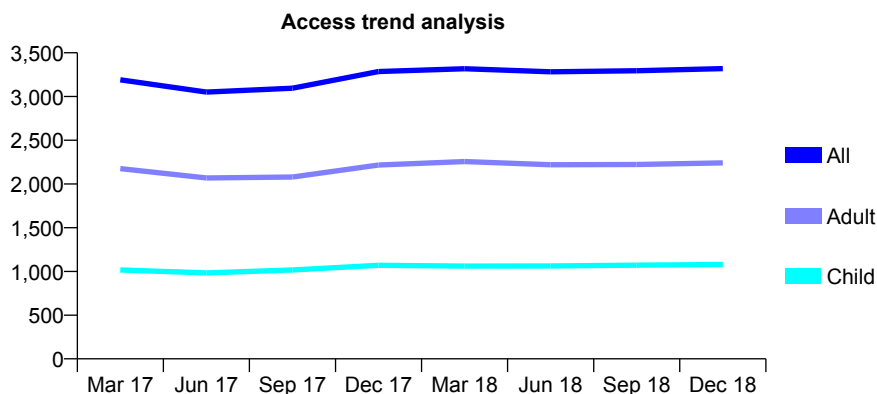
Q68 - Vital Signs At a Glance Contract Report for 176451/0001 - December 2018

Name or company name	Tilgate Dental Care Ltd
Contract type name	GDS Contract
Purpose of contract	General
Contract start date	01/11/2007
Contract end date	

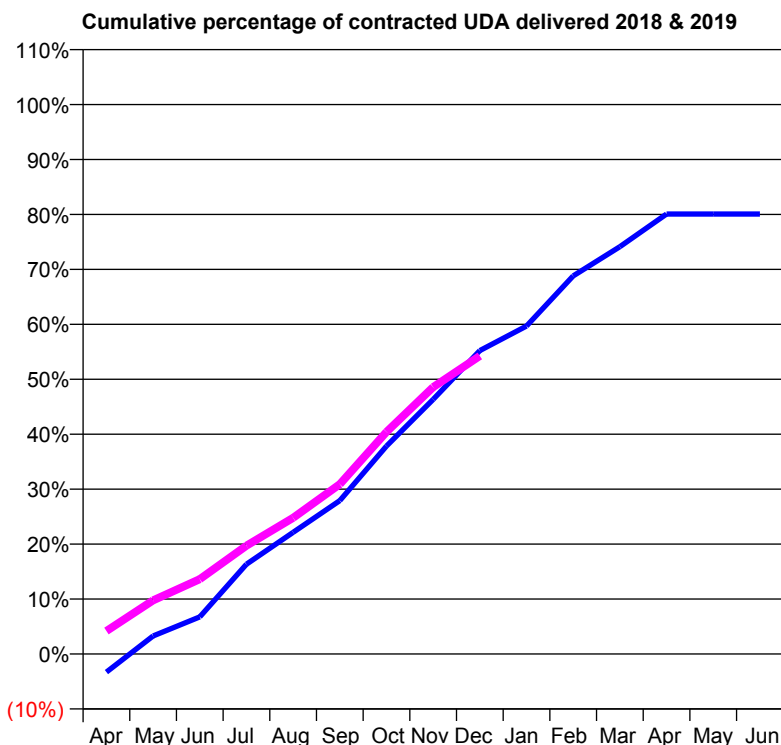
18/19 Contracted general activity (UDA)	10,656
Carry forward general activity (UDA)	0
18/19 Contracted orthodontic activity (UOA)	0
Carry forward orthodontic activity (UOA)	0
Baseline contract value	£338,156.90

ACCESS*

Patients seen in 24 months	Total	Change since previous quarter
Quarter ending December 2017	3,286	
Quarter ending March 2018	3,317	→
Quarter ending June 2018	3,282	↓
Quarter ending September 2018	3,295	→
Quarter ending December 2018	3,320	→
Variance since December 2017	1.0%	→



ACTIVITY



Month	Adjusted Scheduled Activity (UDA)	
	2018	2019
April	-354	446
May	350	1,040
June	721	1,451
July	1,741	2,100
August	2,361	2,641
September	2,975	3,293
October	4,031	4,306
November	4,938	5,176
December	5,885	5,781
January	6,360	
February	7,331	
March	7,900	
April	8,532	
May	8,532	
June	8,532	

QUALITY

	Quantity	Base Number	Contract	AT	Region	England
% of FP17s for the same patient ID Re-attending within 3 months - Children	57	1,028	5.5%	9.5%	11.3%	11.8%
% of FP17s for the same patient ID Re-attending within 3 months - Adults	240	1,980	12.1%	15.0%	15.3%	15.6%
% of FP17s for the same patient ID Re-attending between 3 & 9 months - Children	515	1,028	50.1%	59.9%	61.1%	58.8%
% of FP17s for the same patient ID Re-attending between 3 & 9 months - Adults	755	1,980	38.1%	51.5%	52.4%	51.0%
% of FP17s for Band 1 Urgent Courses	289	2,776	10.4%	9.4%	9.5%	9.0%
% of FP17s Relating to Free Repair or Replacements	23	2,776	0.8%	0.5%	0.7%	0.8%
% of FP17s Relating to Continuations	48	2,776	1.7%	0.8%	0.8%	0.9%
% of Patients satisfied with the dentistry they have received	2	2	N/A	92.5%	93.1%	93.2%
% of Patients satisfied with the time they had to wait for an appointment	1	2	N/A	88.5%	87.8%	88.3%

* This is based on patients treated on this contract for their most recent course of treatment. Figures in italics indicate the base number of FP17s or Patient Questionnaire responses are less than 100. N/A is shown where the base number of responses is less than 10 during the period. % is calculated as Quantity/Base number*100

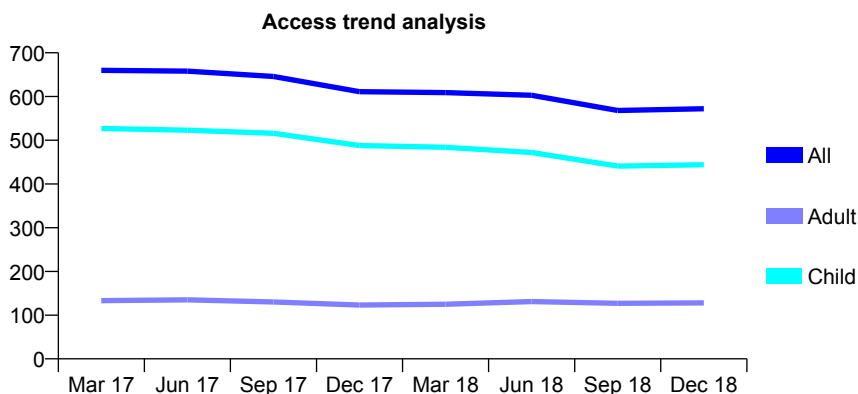
Q68 - Vital Signs At a Glance Contract Report for 177202/0001 - December 2018

Name or company name	Mr P Poole and Mr J Drewett
Contract type name	GDS Contract
Purpose of contract	General
Contract start date	01/04/2014
Contract end date	

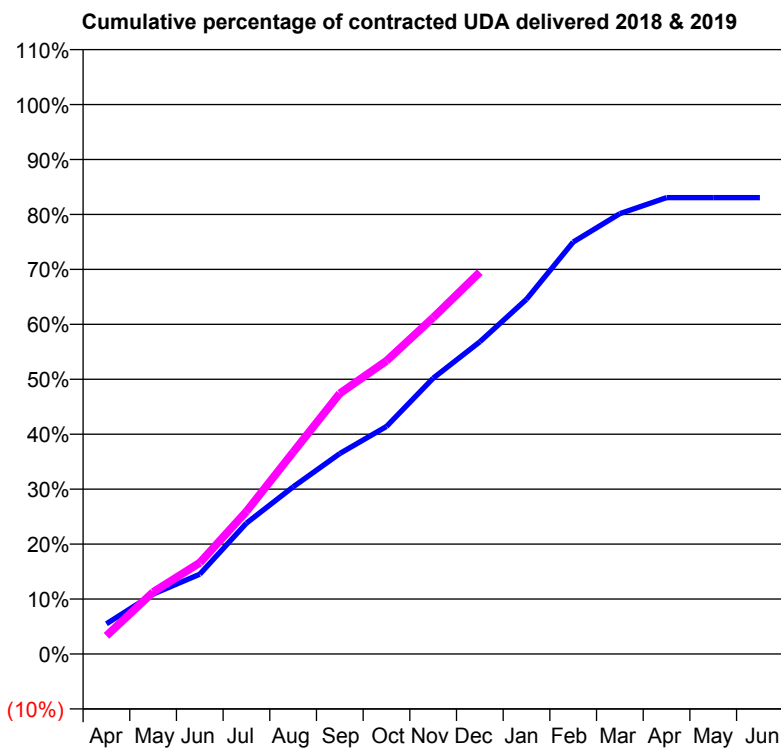
18/19 Contracted general activity (UDA)	1,029
Carry forward general activity (UDA)	0
18/19 Contracted orthodontic activity (UOA)	0
Carry forward orthodontic activity (UOA)	0
Baseline contract value	£23,515.65

ACCESS*

Patients seen in 24 months	Total	Change since previous quarter
Quarter ending December 2017	611	
Quarter ending March 2018	609	→
Quarter ending June 2018	603	→
Quarter ending September 2018	568	↓
Quarter ending December 2018	572	→
Variance since December 2017	(6.4%)	↓



ACTIVITY



Month	Adjusted Scheduled Activity (UDA)	
	2018	2019
April	68	34
May	135	116
June	180	171
July	295	267
August	377	378
September	452	488
October	513	549
November	622	630
December	704	715
January	800	
February	929	
March	993	
April	1,029	
May	1,029	
June	1,029	

QUALITY

	Quantity	Base Number	Contract	AT	Region	England
% of FP17s for the same patient ID Re-attending within 3 months - Children	16	456	3.5%	9.5%	11.3%	11.8%
% of FP17s for the same patient ID Re-attending within 3 months - Adults	4	79	5.1%	15.0%	15.3%	15.6%
% of FP17s for the same patient ID Re-attending between 3 & 9 months - Children	305	456	66.9%	59.9%	61.1%	58.8%
% of FP17s for the same patient ID Re-attending between 3 & 9 months - Adults	44	79	55.7%	51.5%	52.4%	51.0%
% of FP17s for Band 1 Urgent Courses	0	513	0.0%	9.4%	9.5%	9.0%
% of FP17s Relating to Free Repair or Replacements	0	513	0.0%	0.5%	0.7%	0.8%
% of FP17s Relating to Continuations	0	513	0.0%	0.8%	0.8%	0.9%
% of Patients satisfied with the dentistry they have received	1	1	N/A	92.5%	93.1%	93.2%
% of Patients satisfied with the time they had to wait for an appointment	1	1	N/A	88.5%	87.8%	88.3%

* This is based on patients treated on this contract for their most recent course of treatment. Figures in italics indicate the base number of FP17s or Patient Questionnaire responses are less than 100. N/A is shown where the base number of responses is less than 10 during the period. % is calculated as Quantity/Base number*100

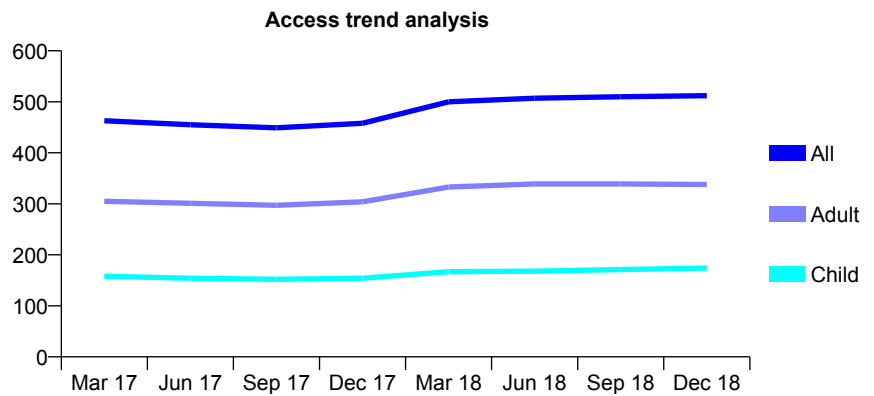
Q68 - Vital Signs At a Glance Contract Report for 178330/0001 - December 2018

Name or company name	Tangmere Dental Care Limited
Contract type name	GDS Contract
Purpose of contract	General
Contract start date	01/04/2011
Contract end date	

18/19 Contracted general activity (UDA)	1,960
Carry forward general activity (UDA)	11
18/19 Contracted orthodontic activity (UOA)	0
Carry forward orthodontic activity (UOA)	0
Baseline contract value	£54,212.95

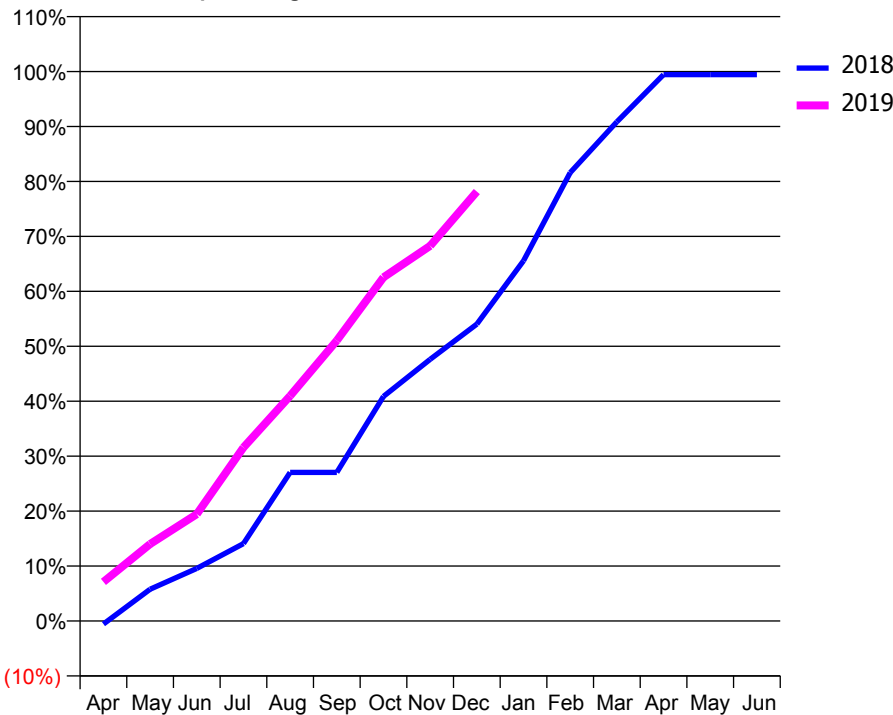
ACCESS*

Patients seen in 24 months	Total	Change since previous quarter
Quarter ending December 2017	458	
Quarter ending March 2018	500	↑
Quarter ending June 2018	507	→
Quarter ending September 2018	510	→
Quarter ending December 2018	512	→
Variance since December 2017	11.8%	↑



ACTIVITY

Cumulative percentage of contracted UDA delivered 2018 & 2019



Month	Adjusted Scheduled Activity (UDA)	
	2018	2019
April	-11	139
May	113	275
June	187	381
July	276	619
August	530	803
September	530	1,001
October	801	1,226
November	934	1,338
December	1,059	1,532
January	1,285	
February	1,599	
March	1,780	
April	1,949	
May	1,949	
June	1,949	

QUALITY

	Quantity	Base Number	Contract	AT	Region	England
% of FP17s for the same patient ID Re-attending within 3 months - Children	18	238	7.6%	9.5%	11.3%	11.8%
% of FP17s for the same patient ID Re-attending within 3 months - Adults	62	398	15.6%	15.0%	15.3%	15.6%
% of FP17s for the same patient ID Re-attending between 3 & 9 months - Children	181	238	76.1%	59.9%	61.1%	58.8%
% of FP17s for the same patient ID Re-attending between 3 & 9 months - Adults	236	398	59.3%	51.5%	52.4%	51.0%
% of FP17s for Band 1 Urgent Courses	40	591	6.8%	9.4%	9.5%	9.0%
% of FP17s Relating to Free Repair or Replacements	0	591	0.0%	0.5%	0.7%	0.8%
% of FP17s Relating to Continuations	14	591	2.4%	0.8%	0.8%	0.9%
% of Patients satisfied with the dentistry they have received	1	1	N/A	92.5%	93.1%	93.2%
% of Patients satisfied with the time they had to wait for an appointment	1	1	N/A	88.5%	87.8%	88.3%

* This is based on patients treated on this contract for their most recent course of treatment. Figures in italics indicate the base number of FP17s or Patient Questionnaire responses are less than 100. N/A is shown where the base number of responses is less than 10 during the period. % is calculated as Quantity/Base number*100

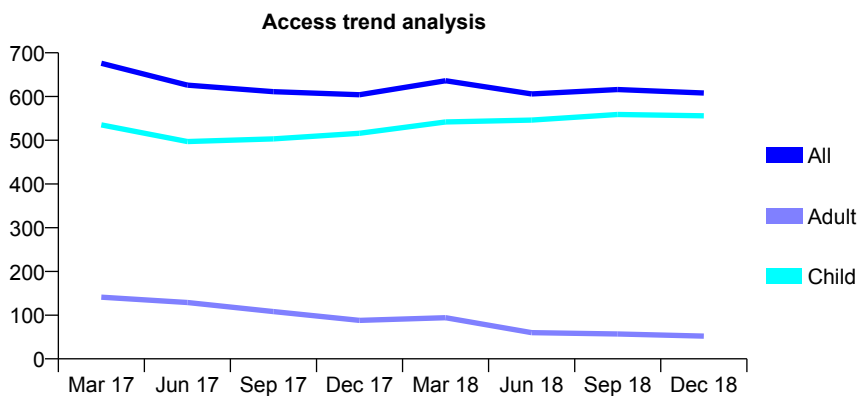
Q68 - Vital Signs At a Glance Contract Report for 178462/0002 - December 2018

Name or company name	IQ Orthodontics Ltd
Contract type name	GDS Contract
Purpose of contract	General
Contract start date	01/04/2014
Contract end date	

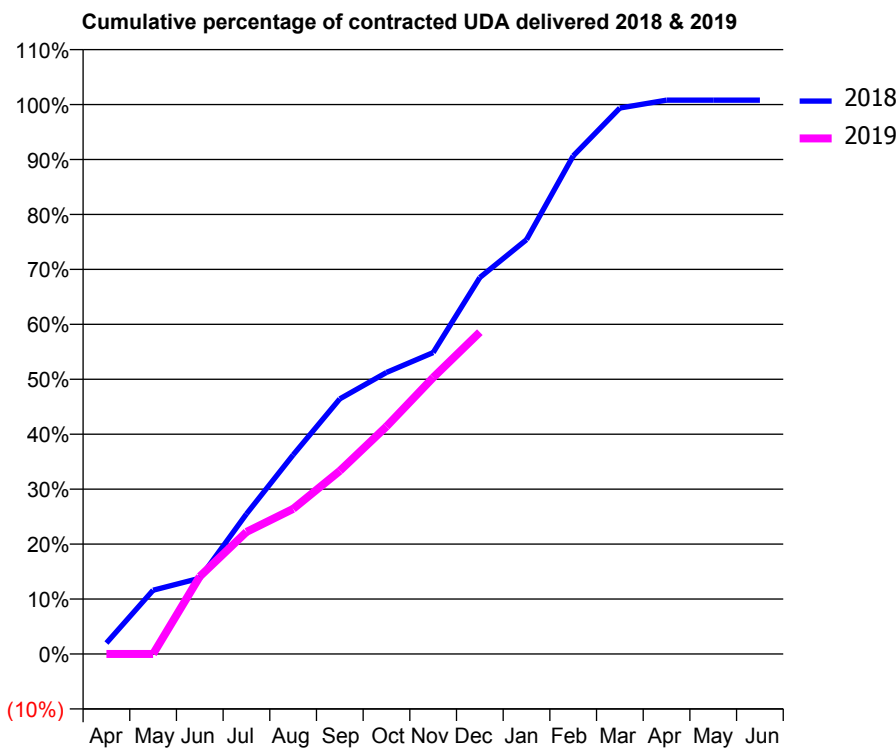
18/19 Contracted general activity (UDA)	1,000
Carry forward general activity (UDA)	0
18/19 Contracted orthodontic activity (UOA)	0
Carry forward orthodontic activity (UOA)	0
Baseline contract value	£22,852.90

ACCESS*

Patients seen in 24 months	Total	Change since previous quarter
Quarter ending December 2017	604	
Quarter ending March 2018	636	↑
Quarter ending June 2018	606	↓
Quarter ending September 2018	616	→
Quarter ending December 2018	608	↓
Variance since December 2017	0.7%	→



ACTIVITY



Month	Adjusted Scheduled Activity (UDA)	
	2018	2019
April	20	0
May	116	0
June	138	141
July	255	222
August	362	264
September	464	333
October	512	414
November	549	503
December	685	586
January	754	
February	906	
March	994	
April	1,008	
May	1,008	
June	1,008	

QUALITY

	Quantity	Base Number	Contract	AT	Region	England
% of FP17s for the same patient ID Re-attending within 3 months - Children	20	476	4.2%	9.5%	11.3%	11.8%
% of FP17s for the same patient ID Re-attending within 3 months - Adults	2	9	22.2%	15.0%	15.3%	15.6%
% of FP17s for the same patient ID Re-attending between 3 & 9 months - Children	239	476	50.2%	59.9%	61.1%	58.8%
% of FP17s for the same patient ID Re-attending between 3 & 9 months - Adults	3	9	33.3%	51.5%	52.4%	51.0%
% of FP17s for Band 1 Urgent Courses	3	463	0.6%	9.4%	9.5%	9.0%
% of FP17s Relating to Free Repair or Replacements	0	463	0.0%	0.5%	0.7%	0.8%
% of FP17s Relating to Continuations	0	463	0.0%	0.8%	0.8%	0.9%
% of Patients satisfied with the dentistry they have received	0	0	N/A	92.5%	93.1%	93.2%
% of Patients satisfied with the time they had to wait for an appointment	0	0	N/A	88.5%	87.8%	88.3%

* This is based on patients treated on this contract for their most recent course of treatment. Figures in italics indicate the base number of FP17s or Patient Questionnaire responses are less than 100. N/A is shown where the base number of responses is less than 10 during the period. % is calculated as Quantity/Base number*100

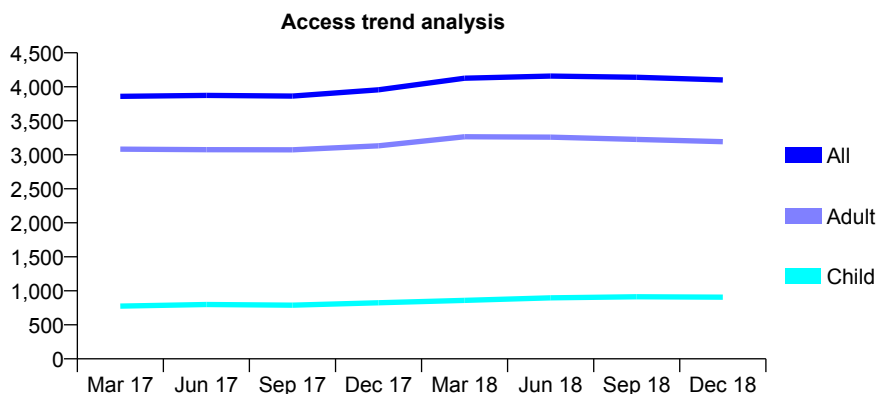
Q68 - Vital Signs At a Glance Contract Report for 178934/0001 - December 2018

Name or company name	Newholme Dental Practice
Contract type name	GDS Contract
Purpose of contract	General
Contract start date	01/01/2015
Contract end date	

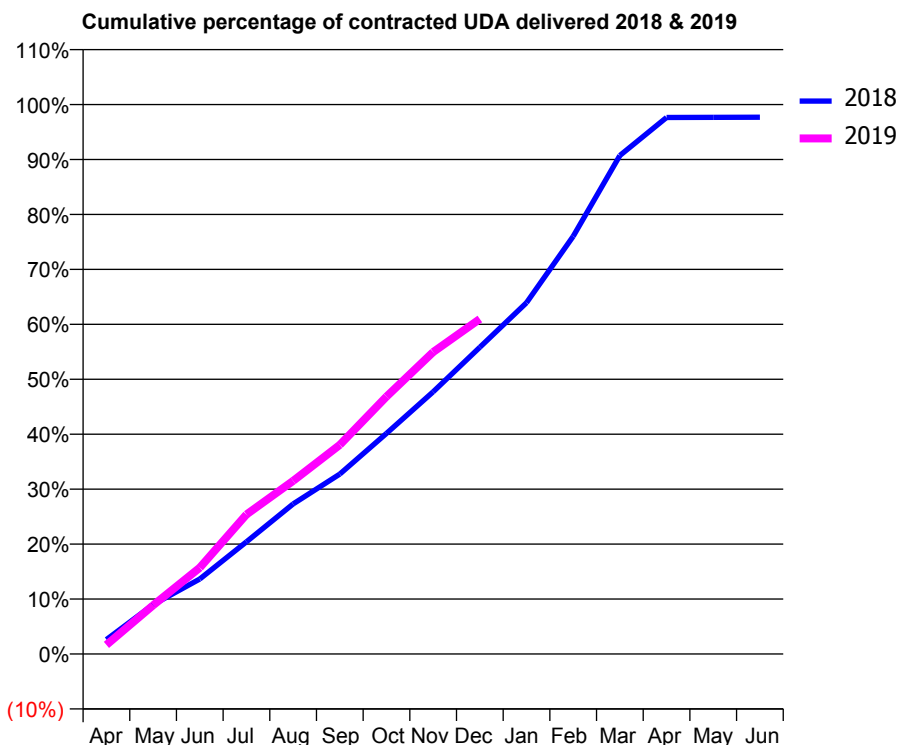
18/19 Contracted general activity (UDA)	13,635
Carry forward general activity (UDA)	315
18/19 Contracted orthodontic activity (UOA)	0
Carry forward orthodontic activity (UOA)	0
Baseline contract value	£321,572.63

ACCESS*

Patients seen in 24 months	Total	Change since previous quarter
Quarter ending December 2017	3,956	
Quarter ending March 2018	4,126	↑
Quarter ending June 2018	4,157	→
Quarter ending September 2018	4,140	→
Quarter ending December 2018	4,101	→
Variance since December 2017	3.7%	↑



ACTIVITY



Month	Adjusted Scheduled Activity (UDA)	
	2018	2019
April	360	227
May	1,227	1,209
June	1,862	2,143
July	2,785	3,464
August	3,724	4,297
September	4,464	5,191
October	5,474	6,387
November	6,506	7,494
December	7,612	8,312
January	8,719	
February	10,365	
March	12,370	
April	13,312	
May	13,315	
June	13,319	

QUALITY

	Quantity	Base Number	Contract	AT	Region	England
% of FP17s for the same patient ID Re-attending within 3 months - Children	57	927	6.1%	9.5%	11.3%	11.8%
% of FP17s for the same patient ID Re-attending within 3 months - Adults	418	3,218	13.0%	15.0%	15.3%	15.6%
% of FP17s for the same patient ID Re-attending between 3 & 9 months - Children	585	927	63.1%	59.9%	61.1%	58.8%
% of FP17s for the same patient ID Re-attending between 3 & 9 months - Adults	1,843	3,218	57.3%	51.5%	52.4%	51.0%
% of FP17s for Band 1 Urgent Courses	254	3,905	6.5%	9.4%	9.5%	9.0%
% of FP17s Relating to Free Repair or Replacements	18	3,905	0.5%	0.5%	0.7%	0.8%
% of FP17s Relating to Continuations	8	3,905	0.2%	0.8%	0.8%	0.9%
% of Patients satisfied with the dentistry they have received	0	0	N/A	92.5%	93.1%	93.2%
% of Patients satisfied with the time they had to wait for an appointment	0	0	N/A	88.5%	87.8%	88.3%

* This is based on patients treated on this contract for their most recent course of treatment. Figures in italics indicate the base number of FP17s or Patient Questionnaire responses are less than 100. N/A is shown where the base number of responses is less than 10 during the period. % is calculated as Quantity/Base number*100

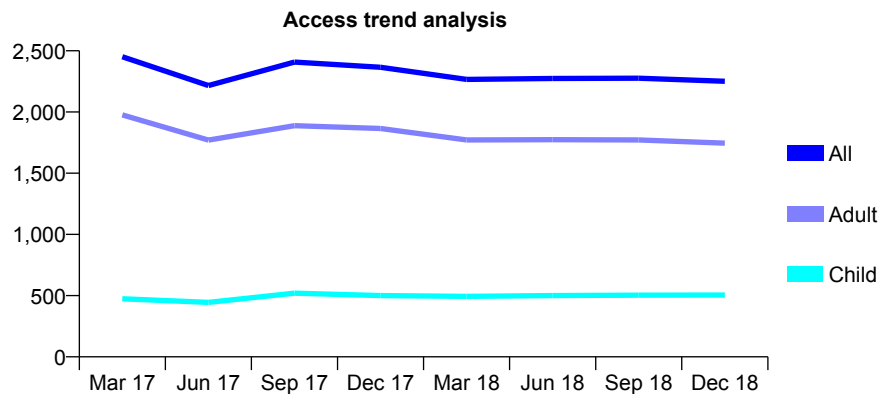
Q68 - Vital Signs At a Glance Contract Report for 179434/0001 - December 2018

Name or company name	Mr M Eyrumlu & Mr A Eyrumlu
Contract type name	GDS Contract
Purpose of contract	General
Contract start date	01/11/2010
Contract end date	

18/19 Contracted general activity (UDA)	11,052
Carry forward general activity (UDA)	0
18/19 Contracted orthodontic activity (UOA)	0
Carry forward orthodontic activity (UOA)	0
Baseline contract value	£272,199.47

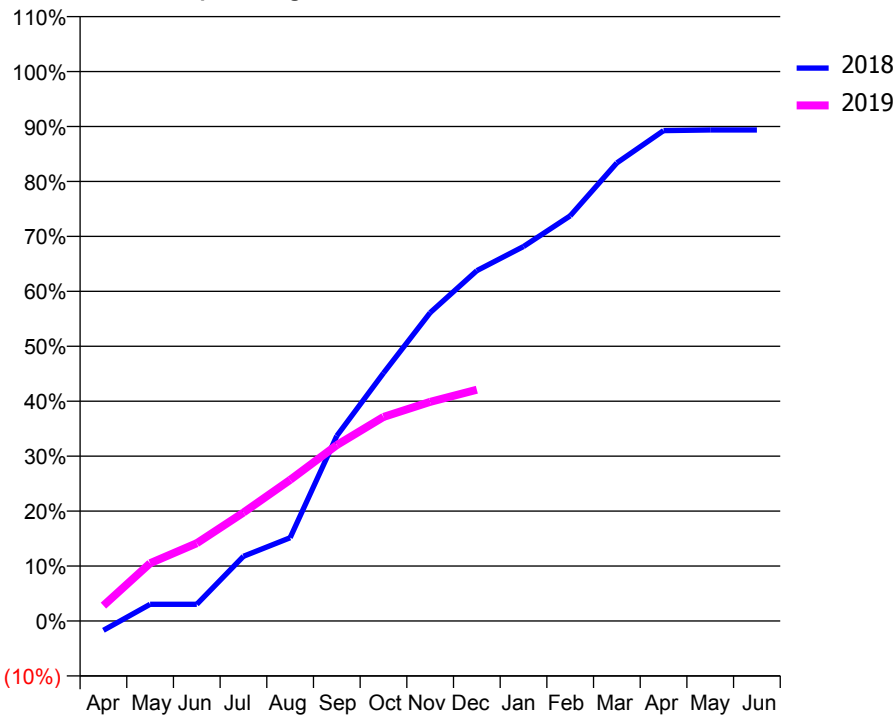
ACCESS*

Patients seen in 24 months	Total	Change since previous quarter
Quarter ending December 2017	2,366	
Quarter ending March 2018	2,266	↓
Quarter ending June 2018	2,274	→
Quarter ending September 2018	2,276	→
Quarter ending December 2018	2,251	↓
Variance since December 2017	(4.9%)	↓



ACTIVITY

Cumulative percentage of contracted UDA delivered 2018 & 2019



Month	Adjusted Scheduled Activity (UDA)	
	2018	2019
April	-173	309
May	307	1,163
June	307	1,565
July	1,185	2,181
August	1,522	2,839
September	3,386	3,538
October	4,536	4,106
November	5,640	4,408
December	6,410	4,653
January	6,851	
February	7,412	
March	8,380	
April	8,972	
May	8,983	
June	8,983	

QUALITY

	Quantity	Base Number	Contract	AT	Region	England
% of FP17s for the same patient ID Re-attending within 3 months - Children	55	402	13.7%	9.5%	11.3%	11.8%
% of FP17s for the same patient ID Re-attending within 3 months - Adults	268	1,422	18.8%	15.0%	15.3%	15.6%
% of FP17s for the same patient ID Re-attending between 3 & 9 months - Children	182	402	45.3%	59.9%	61.1%	58.8%
% of FP17s for the same patient ID Re-attending between 3 & 9 months - Adults	649	1,422	45.6%	51.5%	52.4%	51.0%
% of FP17s for Band 1 Urgent Courses	131	1,637	8.0%	9.4%	9.5%	9.0%
% of FP17s Relating to Free Repair or Replacements	1	1,637	0.1%	0.5%	0.7%	0.8%
% of FP17s Relating to Continuations	89	1,637	5.4%	0.8%	0.8%	0.9%
% of Patients satisfied with the dentistry they have received	1	1	N/A	92.5%	93.1%	93.2%
% of Patients satisfied with the time they had to wait for an appointment	1	1	N/A	88.5%	87.8%	88.3%

* This is based on patients treated on this contract for their most recent course of treatment. Figures in italics indicate the base number of FP17s or Patient Questionnaire responses are less than 100. N/A is shown where the base number of responses is less than 10 during the period. % is calculated as Quantity/Base number*100

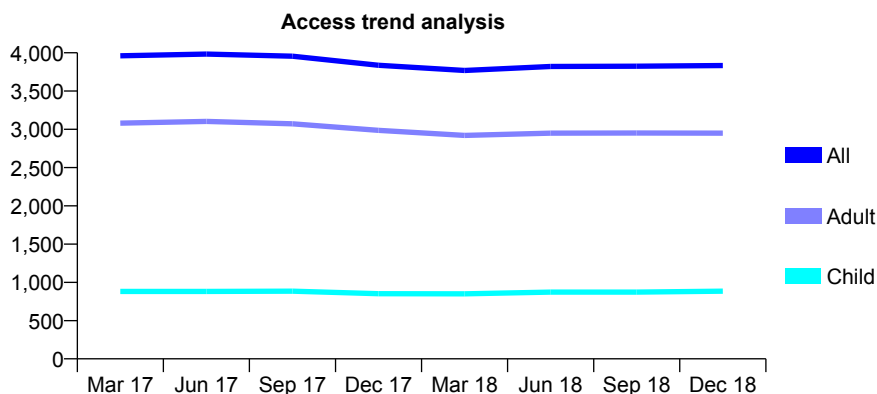
Q68 - Vital Signs At a Glance Contract Report for 179434/0002 - December 2018

Name or company name	Mr M Eyrumlu & Mr A Eyrumlu
Contract type name	GDS Contract
Purpose of contract	General
Contract start date	10/05/2014
Contract end date	

18/19 Contracted general activity (UDA)	14,350
Carry forward general activity (UDA)	0
18/19 Contracted orthodontic activity (UOA)	0
Carry forward orthodontic activity (UOA)	0
Baseline contract value	£373,724.67

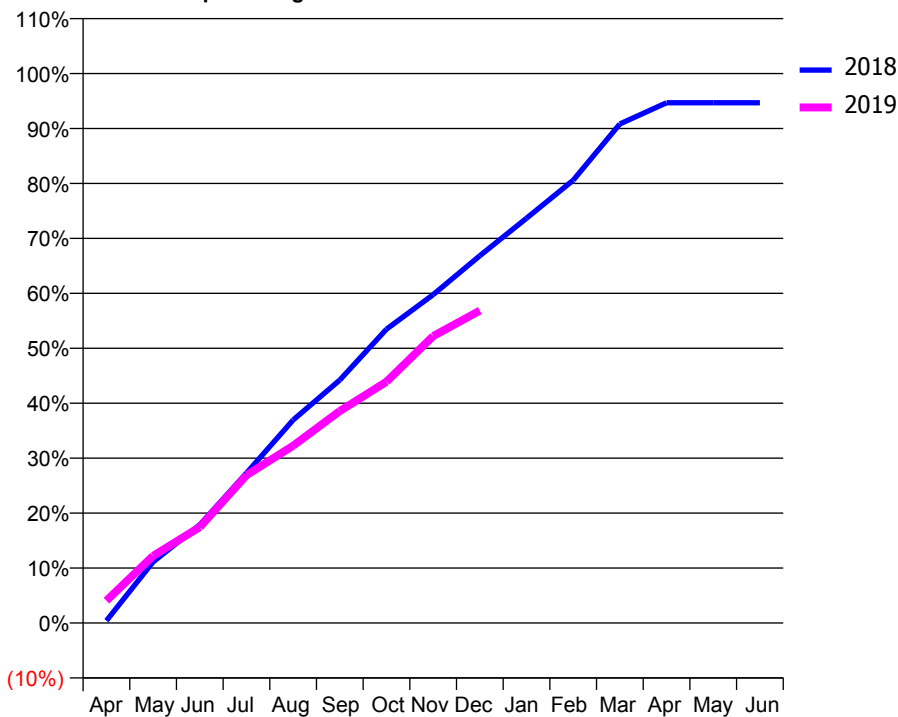
ACCESS*

Patients seen in 24 months	Total	Change since previous quarter
Quarter ending December 2017	3,837	
Quarter ending March 2018	3,769	↓
Quarter ending June 2018	3,822	→
Quarter ending September 2018	3,824	→
Quarter ending December 2018	3,834	→
Variance since December 2017	(0.1%)	→



ACTIVITY

Cumulative percentage of contracted UDA delivered 2018 & 2019



Month	Adjusted Scheduled Activity (UDA)	
	2018	2019
April	60	582
May	1,596	1,754
June	2,564	2,507
July	3,914	3,859
August	5,303	4,629
September	6,348	5,535
October	7,673	6,301
November	8,574	7,492
December	9,591	8,156
January	10,572	
February	11,562	
March	13,031	
April	13,585	
May	13,587	
June	13,587	

QUALITY

	Quantity	Base Number	Contract	AT	Region	England
% of FP17s for the same patient ID Re-attending within 3 months - Children	70	951	7.4%	9.5%	11.3%	11.8%
% of FP17s for the same patient ID Re-attending within 3 months - Adults	373	2,922	12.8%	15.0%	15.3%	15.6%
% of FP17s for the same patient ID Re-attending between 3 & 9 months - Children	585	951	61.5%	59.9%	61.1%	58.8%
% of FP17s for the same patient ID Re-attending between 3 & 9 months - Adults	1,751	2,922	59.9%	51.5%	52.4%	51.0%
% of FP17s for Band 1 Urgent Courses	350	3,692	9.5%	9.4%	9.5%	9.0%
% of FP17s Relating to Free Repair or Replacements	14	3,692	0.4%	0.5%	0.7%	0.8%
% of FP17s Relating to Continuations	50	3,692	1.4%	0.8%	0.8%	0.9%
% of Patients satisfied with the dentistry they have received	2	2	N/A	92.5%	93.1%	93.2%
% of Patients satisfied with the time they had to wait for an appointment	2	2	N/A	88.5%	87.8%	88.3%

* This is based on patients treated on this contract for their most recent course of treatment. Figures in italics indicate the base number of FP17s or Patient Questionnaire responses are less than 100. N/A is shown where the base number of responses is less than 10 during the period. % is calculated as Quantity/Base number*100

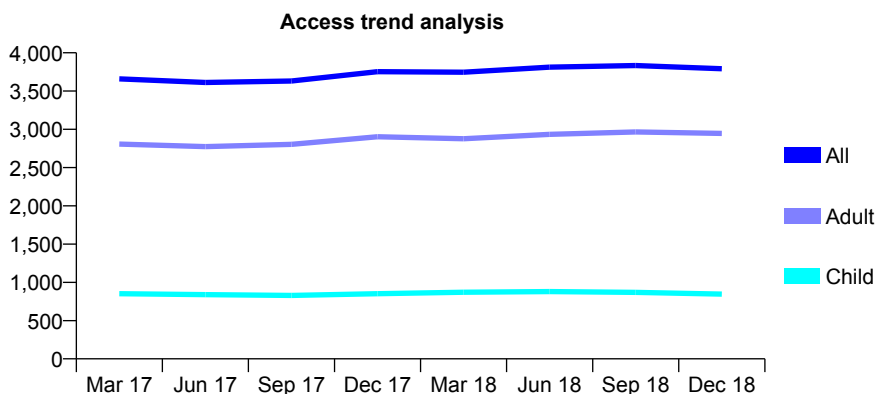
Q68 - Vital Signs At a Glance Contract Report for 179434/0003 - December 2018

Name or company name	Mr M Eyrumlu & Mr A Eyrumlu
Contract type name	GDS Contract
Purpose of contract	General
Contract start date	01/06/2014
Contract end date	

18/19 Contracted general activity (UDA)	17,500
Carry forward general activity (UDA)	0
18/19 Contracted orthodontic activity (UOA)	0
Carry forward orthodontic activity (UOA)	0
Baseline contract value	£477,608.34

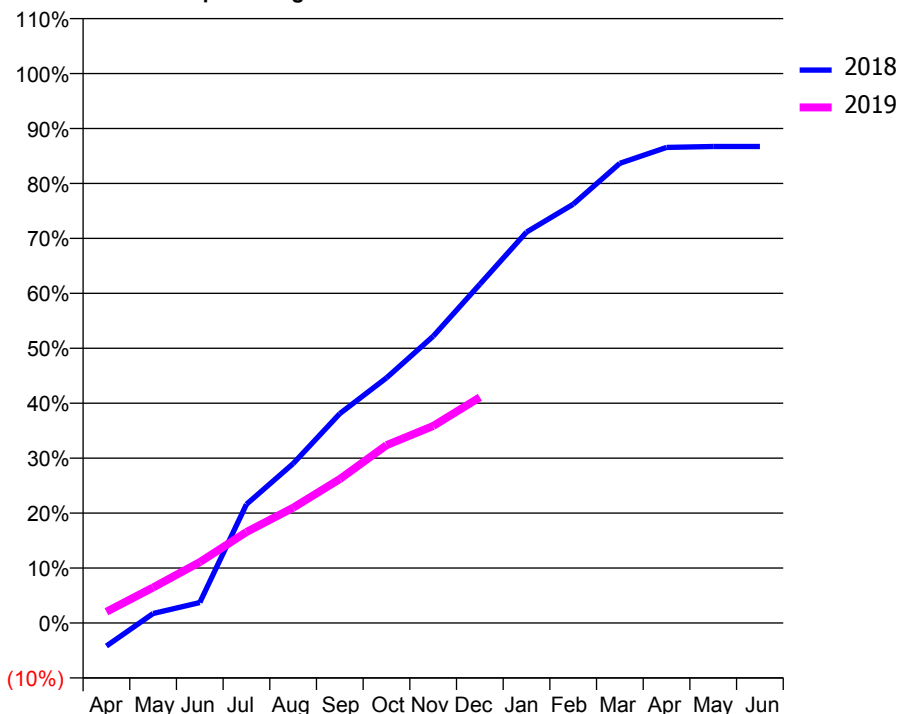
ACCESS*

Patients seen in 24 months	Total	Change since previous quarter
Quarter ending December 2017	3,754	
Quarter ending March 2018	3,747	→
Quarter ending June 2018	3,813	→
Quarter ending September 2018	3,833	→
Quarter ending December 2018	3,792	↓
Variance since December 2017	1.0%	→



ACTIVITY

Cumulative percentage of contracted UDA delivered 2018 & 2019



Month	Adjusted Scheduled Activity (UDA)	
	2018	2019
April	-546	358
May	225	1,131
June	484	1,939
July	2,810	2,898
August	3,772	3,673
September	4,955	4,586
October	5,801	5,664
November	6,783	6,274
December	8,015	7,188
January	9,247	
February	9,908	
March	10,877	
April	11,251	
May	11,274	
June	11,274	

QUALITY

	Quantity	Base Number	Contract	AT	Region	England
% of FP17s for the same patient ID Re-attending within 3 months - Children	95	870	10.9%	9.5%	11.3%	11.8%
% of FP17s for the same patient ID Re-attending within 3 months - Adults	609	3,068	19.9%	15.0%	15.3%	15.6%
% of FP17s for the same patient ID Re-attending between 3 & 9 months - Children	410	870	47.1%	59.9%	61.1%	58.8%
% of FP17s for the same patient ID Re-attending between 3 & 9 months - Adults	1,345	3,068	43.8%	51.5%	52.4%	51.0%
% of FP17s for Band 1 Urgent Courses	508	3,768	13.5%	9.4%	9.5%	9.0%
% of FP17s Relating to Free Repair or Replacements	25	3,768	0.7%	0.5%	0.7%	0.8%
% of FP17s Relating to Continuations	114	3,768	3.0%	0.8%	0.8%	0.9%
% of Patients satisfied with the dentistry they have received	0	1	N/A	92.5%	93.1%	93.2%
% of Patients satisfied with the time they had to wait for an appointment	1	1	N/A	88.5%	87.8%	88.3%

* This is based on patients treated on this contract for their most recent course of treatment. Figures in italics indicate the base number of FP17s or Patient Questionnaire responses are less than 100. N/A is shown where the base number of responses is less than 10 during the period. % is calculated as Quantity/Base number*100

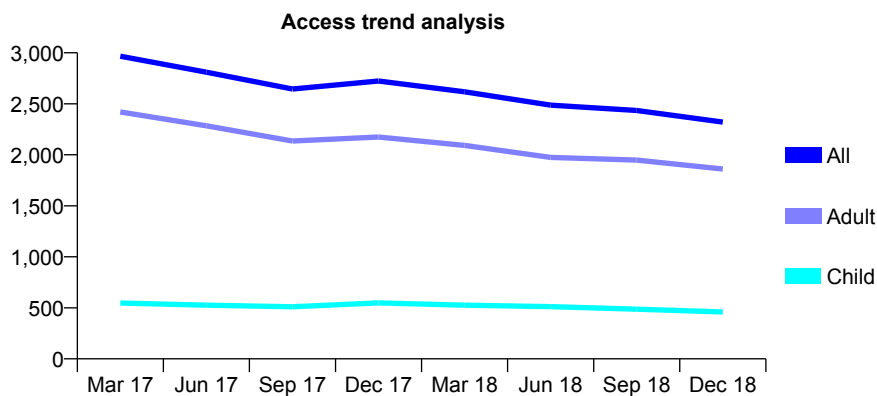
Q68 - Vital Signs At a Glance Contract Report for 179434/0004 - December 2018

Name or company name	Mr M Eyrumlu & Mr A Eyrumlu
Contract type name	GDS Contract
Purpose of contract	General
Contract start date	01/06/2014
Contract end date	

18/19 Contracted general activity (UDA)	13,369
Carry forward general activity (UDA)	0
18/19 Contracted orthodontic activity (UOA)	0
Carry forward orthodontic activity (UOA)	0
Baseline contract value	£338,844.82

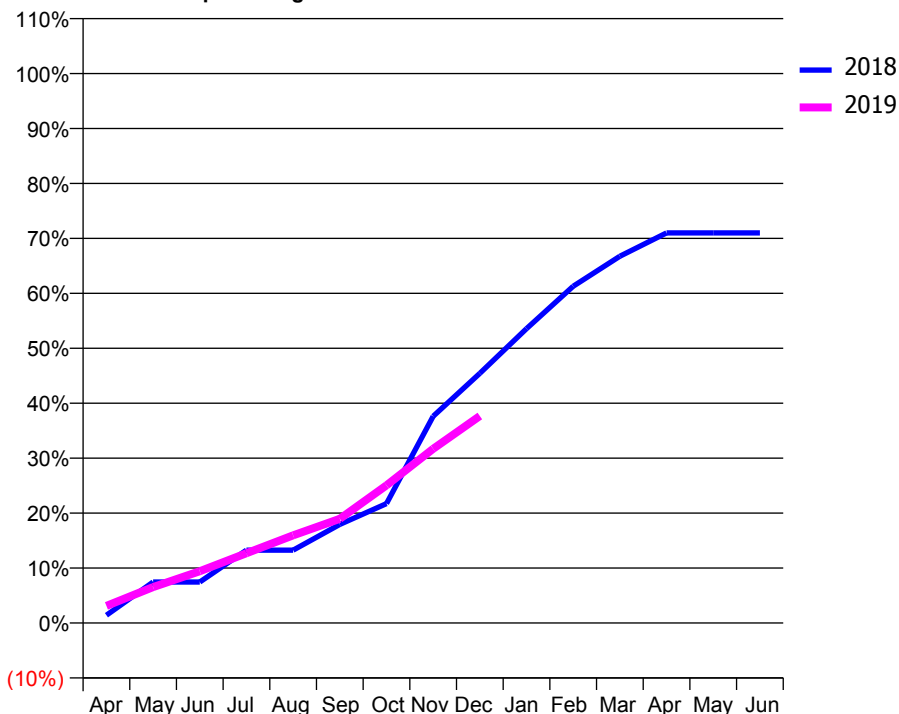
ACCESS*

Patients seen in 24 months	Total	Change since previous quarter
Quarter ending December 2017	2,723	
Quarter ending March 2018	2,618	↓
Quarter ending June 2018	2,487	↓
Quarter ending September 2018	2,435	↓
Quarter ending December 2018	2,321	↓
Variance since December 2017	(14.8%)	↓



ACTIVITY

Cumulative percentage of contracted UDA delivered 2018 & 2019



Month	Adjusted Scheduled Activity (UDA)	
	2018	2019
April	132	418
May	699	873
June	699	1,261
July	1,241	1,698
August	1,241	2,134
September	1,680	2,535
October	2,036	3,348
November	3,526	4,238
December	4,256	5,036
January	5,019	
February	5,742	
March	6,253	
April	6,652	
May	6,651	
June	6,651	

QUALITY

	Quantity	Base Number	Contract	AT	Region	England
% of FP17s for the same patient ID Re-attending within 3 months - Children	20	381	5.2%	9.5%	11.3%	11.8%
% of FP17s for the same patient ID Re-attending within 3 months - Adults	235	1,704	13.8%	15.0%	15.3%	15.6%
% of FP17s for the same patient ID Re-attending between 3 & 9 months - Children	162	381	42.5%	59.9%	61.1%	58.8%
% of FP17s for the same patient ID Re-attending between 3 & 9 months - Adults	866	1,704	50.8%	51.5%	52.4%	51.0%
% of FP17s for Band 1 Urgent Courses	173	1,982	8.7%	9.4%	9.5%	9.0%
% of FP17s Relating to Free Repair or Replacements	6	1,982	0.3%	0.5%	0.7%	0.8%
% of FP17s Relating to Continuations	48	1,982	2.4%	0.8%	0.8%	0.9%
% of Patients satisfied with the dentistry they have received	1	1	N/A	92.5%	93.1%	93.2%
% of Patients satisfied with the time they had to wait for an appointment	1	1	N/A	88.5%	87.8%	88.3%

* This is based on patients treated on this contract for their most recent course of treatment. Figures in italics indicate the base number of FP17s or Patient Questionnaire responses are less than 100. N/A is shown where the base number of responses is less than 10 during the period. % is calculated as Quantity/Base number*100

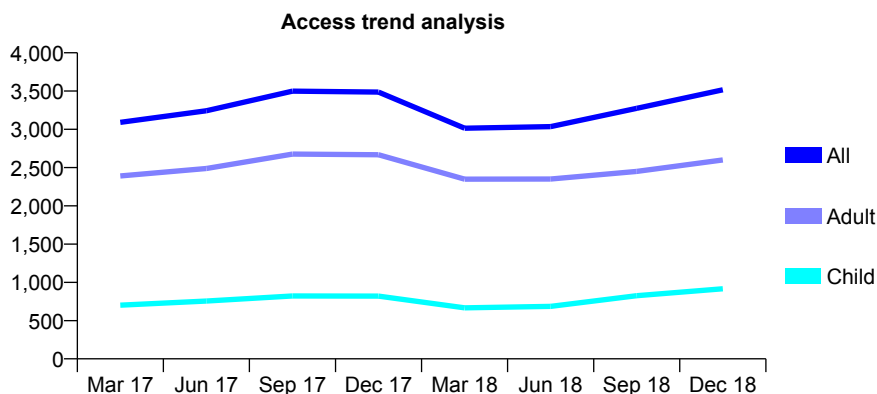
Q68 - Vital Signs At a Glance Contract Report for 179434/0005 - December 2018

Name or company name	Mr M Eyrumlu & Mr A Eyrumlu
Contract type name	GDS Contract
Purpose of contract	General
Contract start date	10/05/2014
Contract end date	

18/19 Contracted general activity (UDA)	14,000
Carry forward general activity (UDA)	113
18/19 Contracted orthodontic activity (UOA)	0
Carry forward orthodontic activity (UOA)	0
Baseline contract value	£389,181.27

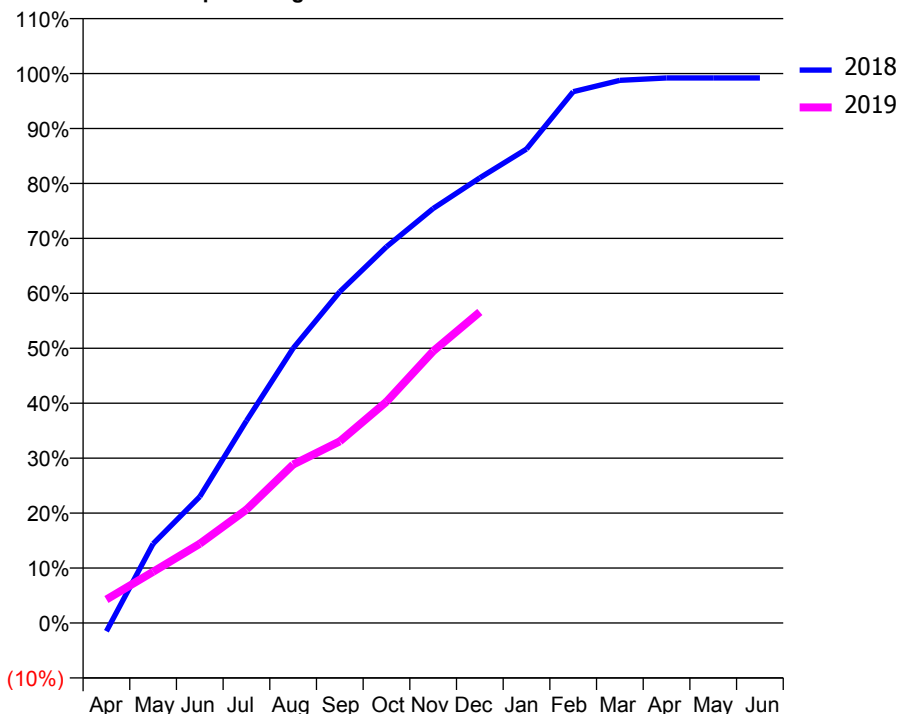
ACCESS*

Patients seen in 24 months	Total	Change since previous quarter
Quarter ending December 2017	3,487	
Quarter ending March 2018	3,015	↓
Quarter ending June 2018	3,036	→
Quarter ending September 2018	3,274	↑
Quarter ending December 2018	3,516	↑
Variance since December 2017	0.8%	→



ACTIVITY

Cumulative percentage of contracted UDA delivered 2018 & 2019



Month	Adjusted Scheduled Activity (UDA)	
	2018	2019
April	-211	601
May	2,021	1,308
June	3,219	2,021
July	5,154	2,888
August	7,001	4,038
September	8,441	4,628
October	9,586	5,637
November	10,561	6,926
December	11,342	7,924
January	12,076	
February	13,538	
March	13,825	
April	13,887	
May	13,887	
June	13,887	

QUALITY

	Quantity	Base Number	Contract	AT	Region	England
% of FP17s for the same patient ID Re-attending within 3 months - Children	38	887	4.3%	9.5%	11.3%	11.8%
% of FP17s for the same patient ID Re-attending within 3 months - Adults	331	2,313	14.3%	15.0%	15.3%	15.6%
% of FP17s for the same patient ID Re-attending between 3 & 9 months - Children	345	887	38.9%	59.9%	61.1%	58.8%
% of FP17s for the same patient ID Re-attending between 3 & 9 months - Adults	696	2,313	30.1%	51.5%	52.4%	51.0%
% of FP17s for Band 1 Urgent Courses	274	3,190	8.6%	9.4%	9.5%	9.0%
% of FP17s Relating to Free Repair or Replacements	25	3,190	0.8%	0.5%	0.7%	0.8%
% of FP17s Relating to Continuations	59	3,190	1.8%	0.8%	0.8%	0.9%
% of Patients satisfied with the dentistry they have received	1	1	N/A	92.5%	93.1%	93.2%
% of Patients satisfied with the time they had to wait for an appointment	1	1	N/A	88.5%	87.8%	88.3%

* This is based on patients treated on this contract for their most recent course of treatment. Figures in italics indicate the base number of FP17s or Patient Questionnaire responses are less than 100. N/A is shown where the base number of responses is less than 10 during the period. % is calculated as Quantity/Base number*100

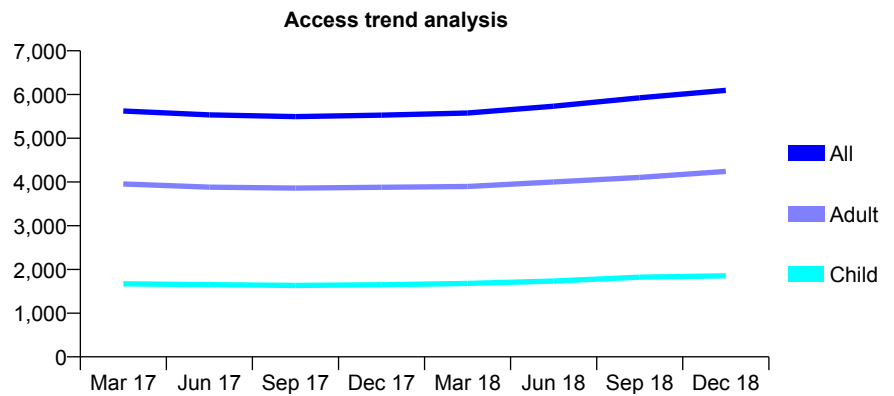
Q68 - Vital Signs At a Glance Contract Report for 179434/0006 - December 2018

Name or company name	Mr M Eyrumlu & Mr A Eyrumlu
Contract type name	GDS Contract
Purpose of contract	General
Contract start date	01/12/2014
Contract end date	

18/19 Contracted general activity (UDA)	16,022
Carry forward general activity (UDA)	0
18/19 Contracted orthodontic activity (UOA)	0
Carry forward orthodontic activity (UOA)	0
Baseline contract value	£438,004.61

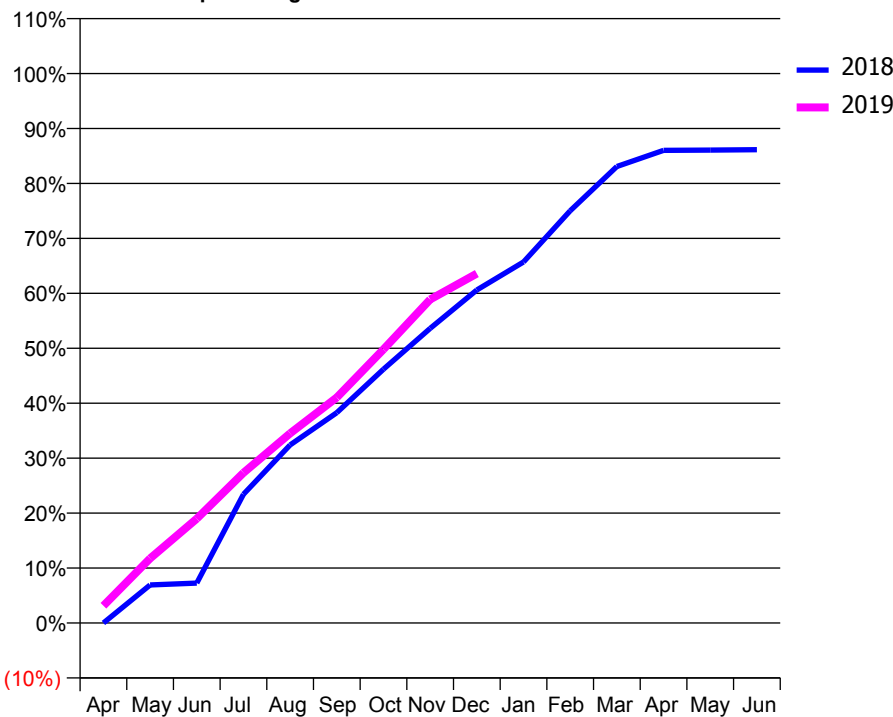
ACCESS*

Patients seen in 24 months	Total	Change since previous quarter
Quarter ending December 2017	5,527	
Quarter ending March 2018	5,576	→
Quarter ending June 2018	5,732	↑
Quarter ending September 2018	5,926	↑
Quarter ending December 2018	6,095	↑
Variance since December 2017	10.3%	↑



ACTIVITY

Cumulative percentage of contracted UDA delivered 2018 & 2019



Month	Adjusted Scheduled Activity (UDA)	
	2018	2019
April	0	505
May	1,110	1,882
June	1,166	3,041
July	3,754	4,381
August	5,194	5,532
September	6,135	6,577
October	7,403	7,980
November	8,592	9,433
December	9,709	10,188
January	10,526	
February	12,021	
March	13,312	
April	13,782	
May	13,788	
June	13,800	

QUALITY

	Quantity	Base Number	Contract	AT	Region	England
% of FP17s for the same patient ID Re-attending within 3 months - Children	146	2,066	7.1%	9.5%	11.3%	11.8%
% of FP17s for the same patient ID Re-attending within 3 months - Adults	610	4,245	14.4%	15.0%	15.3%	15.6%
% of FP17s for the same patient ID Re-attending between 3 & 9 months - Children	1,212	2,066	58.7%	59.9%	61.1%	58.8%
% of FP17s for the same patient ID Re-attending between 3 & 9 months - Adults	2,057	4,245	48.5%	51.5%	52.4%	51.0%
% of FP17s for Band 1 Urgent Courses	641	6,086	10.5%	9.4%	9.5%	9.0%
% of FP17s Relating to Free Repair or Replacements	18	6,086	0.3%	0.5%	0.7%	0.8%
% of FP17s Relating to Continuations	35	6,086	0.6%	0.8%	0.8%	0.9%
% of Patients satisfied with the dentistry they have received	1	1	N/A	92.5%	93.1%	93.2%
% of Patients satisfied with the time they had to wait for an appointment	1	1	N/A	88.5%	87.8%	88.3%

* This is based on patients treated on this contract for their most recent course of treatment. Figures in italics indicate the base number of FP17s or Patient Questionnaire responses are less than 100. N/A is shown where the base number of responses is less than 10 during the period. % is calculated as Quantity/Base number*100

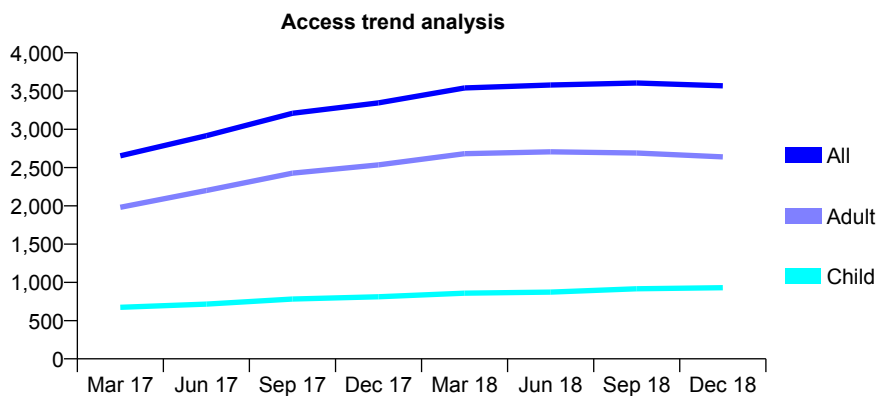
Q68 - Vital Signs At a Glance Contract Report for 179434/0007 - December 2018

Name or company name	Mr M Eyrumlu & Mr A Eyrumlu
Contract type name	GDS Contract
Purpose of contract	General
Contract start date	01/09/2015
Contract end date	

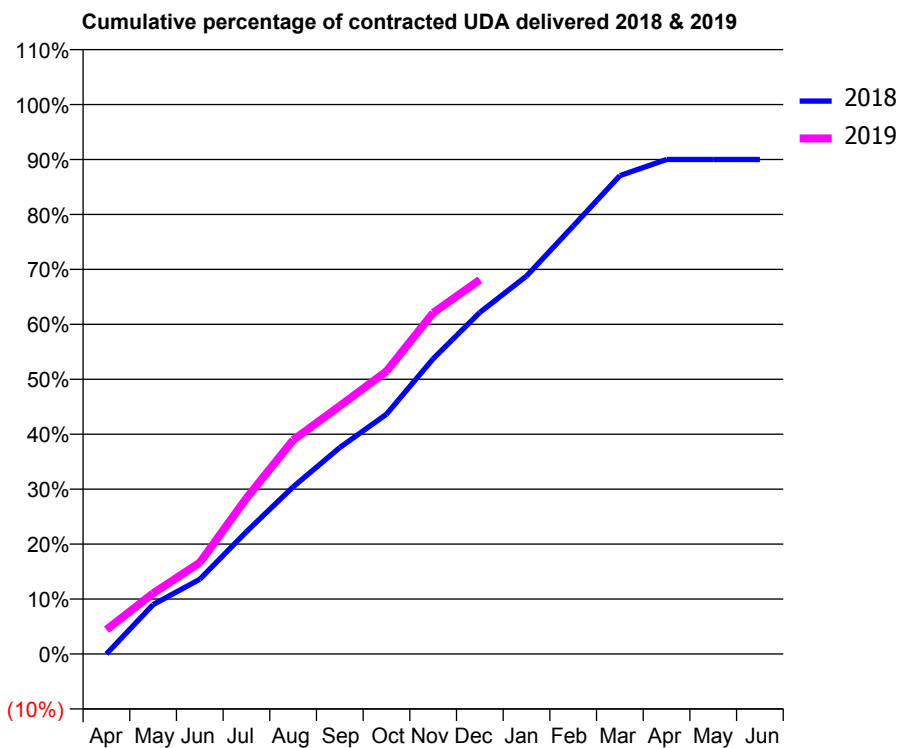
18/19 Contracted general activity (UDA)	12,631
Carry forward general activity (UDA)	0
18/19 Contracted orthodontic activity (UOA)	0
Carry forward orthodontic activity (UOA)	0
Baseline contract value	£332,341.36

ACCESS*

Patients seen in 24 months	Total	Change since previous quarter
Quarter ending December 2017	3,346	
Quarter ending March 2018	3,540	↑
Quarter ending June 2018	3,579	→
Quarter ending September 2018	3,606	→
Quarter ending December 2018	3,569	↓
Variance since December 2017	6.7%	↑



ACTIVITY



Month	Adjusted Scheduled Activity (UDA)	
	2018	2019
April	0	561
May	1,136	1,396
June	1,719	2,101
July	2,812	3,585
August	3,842	4,917
September	4,745	5,701
October	5,513	6,499
November	6,789	7,842
December	7,851	8,603
January	8,689	
February	9,837	
March	10,996	
April	11,368	
May	11,368	
June	11,368	

QUALITY

	Quantity	Base Number	Contract	AT	Region	England
% of FP17s for the same patient ID Re-attending within 3 months - Children	92	871	10.6%	9.5%	11.3%	11.8%
% of FP17s for the same patient ID Re-attending within 3 months - Adults	466	2,404	19.4%	15.0%	15.3%	15.6%
% of FP17s for the same patient ID Re-attending between 3 & 9 months - Children	350	871	40.2%	59.9%	61.1%	58.8%
% of FP17s for the same patient ID Re-attending between 3 & 9 months - Adults	819	2,404	34.1%	51.5%	52.4%	51.0%
% of FP17s for Band 1 Urgent Courses	932	3,120	29.9%	9.4%	9.5%	9.0%
% of FP17s Relating to Free Repair or Replacements	12	3,120	0.4%	0.5%	0.7%	0.8%
% of FP17s Relating to Continuations	57	3,120	1.8%	0.8%	0.8%	0.9%
% of Patients satisfied with the dentistry they have received	4	4	N/A	92.5%	93.1%	93.2%
% of Patients satisfied with the time they had to wait for an appointment	4	4	N/A	88.5%	87.8%	88.3%

* This is based on patients treated on this contract for their most recent course of treatment. Figures in italics indicate the base number of FP17s or Patient Questionnaire responses are less than 100. N/A is shown where the base number of responses is less than 10 during the period. % is calculated as Quantity/Base number*100

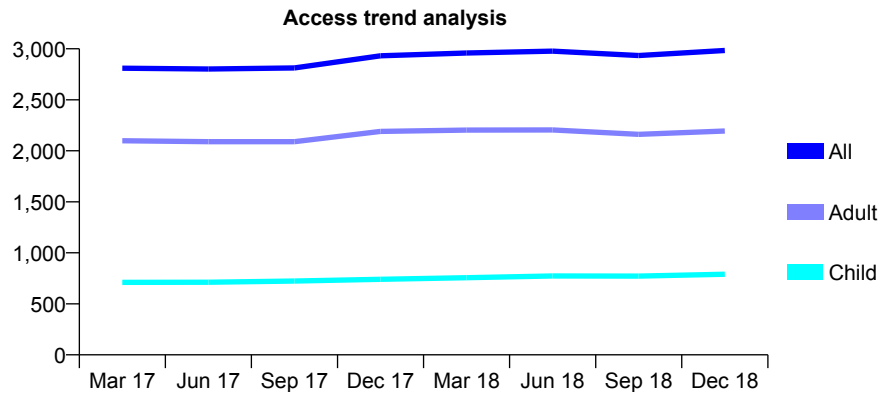
Q68 - Vital Signs At a Glance Contract Report for 179655/0001 - December 2018

Name or company name	S Oikonomou
Contract type name	GDS Contract
Purpose of contract	General
Contract start date	01/09/2012
Contract end date	

18/19 Contracted general activity (UDA)	9,106
Carry forward general activity (UDA)	0
18/19 Contracted orthodontic activity (UOA)	0
Carry forward orthodontic activity (UOA)	0
Baseline contract value	£220,492.38

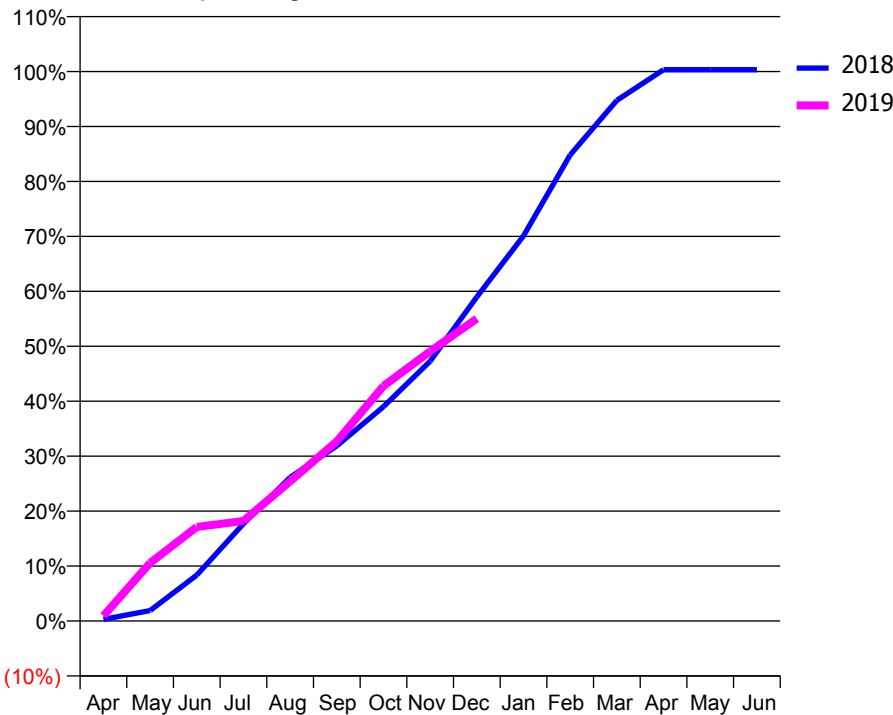
ACCESS*

Patients seen in 24 months	Total	Change since previous quarter
Quarter ending December 2017	2,931	
Quarter ending March 2018	2,959	→
Quarter ending June 2018	2,977	→
Quarter ending September 2018	2,934	↓
Quarter ending December 2018	2,984	→
Variance since December 2017	1.8%	→



ACTIVITY

Cumulative percentage of contracted UDA delivered 2018 & 2019



Month	Adjusted Scheduled Activity (UDA)	
	2018	2019
April	28	84
May	173	961
June	762	1,559
July	1,613	1,657
August	2,381	2,314
September	2,902	2,977
October	3,552	3,895
November	4,305	4,469
December	5,372	5,011
January	6,383	
February	7,723	
March	8,628	
April	9,137	
May	9,137	
June	9,137	

QUALITY

	Quantity	Base Number	Contract	AT	Region	England
% of FP17s for the same patient ID Re-attending within 3 months - Children	20	659	3.0%	9.5%	11.3%	11.8%
% of FP17s for the same patient ID Re-attending within 3 months - Adults	168	1,763	9.5%	15.0%	15.3%	15.6%
% of FP17s for the same patient ID Re-attending between 3 & 9 months - Children	376	659	57.1%	59.9%	61.1%	58.8%
% of FP17s for the same patient ID Re-attending between 3 & 9 months - Adults	1,018	1,763	57.7%	51.5%	52.4%	51.0%
% of FP17s for Band 1 Urgent Courses	159	2,236	7.1%	9.4%	9.5%	9.0%
% of FP17s Relating to Free Repair or Replacements	16	2,236	0.7%	0.5%	0.7%	0.8%
% of FP17s Relating to Continuations	3	2,236	0.1%	0.8%	0.8%	0.9%
% of Patients satisfied with the dentistry they have received	0	0	N/A	92.5%	93.1%	93.2%
% of Patients satisfied with the time they had to wait for an appointment	0	0	N/A	88.5%	87.8%	88.3%

* This is based on patients treated on this contract for their most recent course of treatment. Figures in italics indicate the base number of FP17s or Patient Questionnaire responses are less than 100. N/A is shown where the base number of responses is less than 10 during the period. % is calculated as Quantity/Base number*100

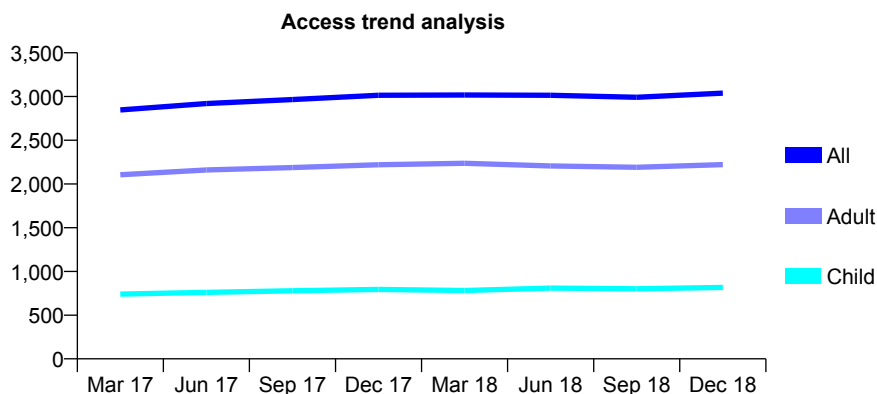
Q68 - Vital Signs At a Glance Contract Report for 180408/0001 - December 2018

Name or company name	Richard Johns Limited
Contract type name	GDS Contract
Purpose of contract	General
Contract start date	01/09/2011
Contract end date	

18/19 Contracted general activity (UDA)	10,342
Carry forward general activity (UDA)	181
18/19 Contracted orthodontic activity (UOA)	0
Carry forward orthodontic activity (UOA)	0
Baseline contract value	£291,168.06

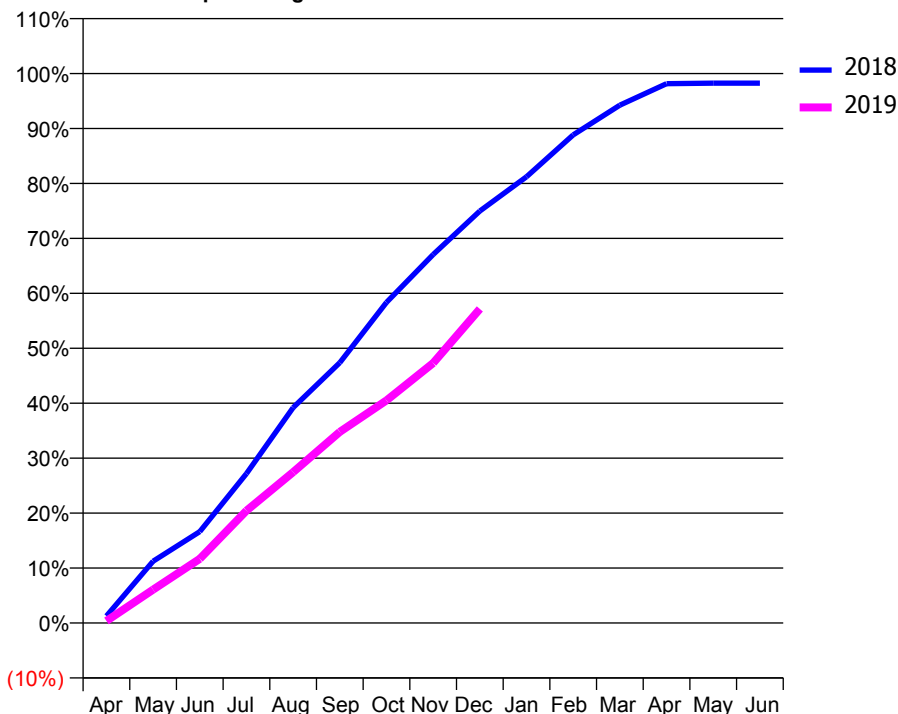
ACCESS*

Patients seen in 24 months	Total	Change since previous quarter
Quarter ending December 2017	3,014	
Quarter ending March 2018	3,017	→
Quarter ending June 2018	3,015	→
Quarter ending September 2018	2,992	→
Quarter ending December 2018	3,038	→
Variance since December 2017	0.8%	→



ACTIVITY

Cumulative percentage of contracted UDA delivered 2018 & 2019



Month	Adjusted Scheduled Activity (UDA)	
	2018	2019
April	132	39
May	1,162	630
June	1,719	1,207
July	2,813	2,116
August	4,053	2,839
September	4,899	3,596
October	6,036	4,190
November	6,936	4,891
December	7,754	5,911
January	8,399	
February	9,188	
March	9,748	
April	10,152	
May	10,161	
June	10,161	

QUALITY

	Quantity	Base Number	Contract	AT	Region	England
% of FP17s for the same patient ID Re-attending within 3 months - Children	54	926	5.8%	9.5%	11.3%	11.8%
% of FP17s for the same patient ID Re-attending within 3 months - Adults	314	2,314	13.6%	15.0%	15.3%	15.6%
% of FP17s for the same patient ID Re-attending between 3 & 9 months - Children	610	926	65.9%	59.9%	61.1%	58.8%
% of FP17s for the same patient ID Re-attending between 3 & 9 months - Adults	1,399	2,314	60.5%	51.5%	52.4%	51.0%
% of FP17s for Band 1 Urgent Courses	172	2,293	7.5%	9.4%	9.5%	9.0%
% of FP17s Relating to Free Repair or Replacements	19	2,293	0.8%	0.5%	0.7%	0.8%
% of FP17s Relating to Continuations	25	2,293	1.1%	0.8%	0.8%	0.9%
% of Patients satisfied with the dentistry they have received	0	0	N/A	92.5%	93.1%	93.2%
% of Patients satisfied with the time they had to wait for an appointment	0	0	N/A	88.5%	87.8%	88.3%

* This is based on patients treated on this contract for their most recent course of treatment. Figures in italics indicate the base number of FP17s or Patient Questionnaire responses are less than 100. N/A is shown where the base number of responses is less than 10 during the period. % is calculated as Quantity/Base number*100

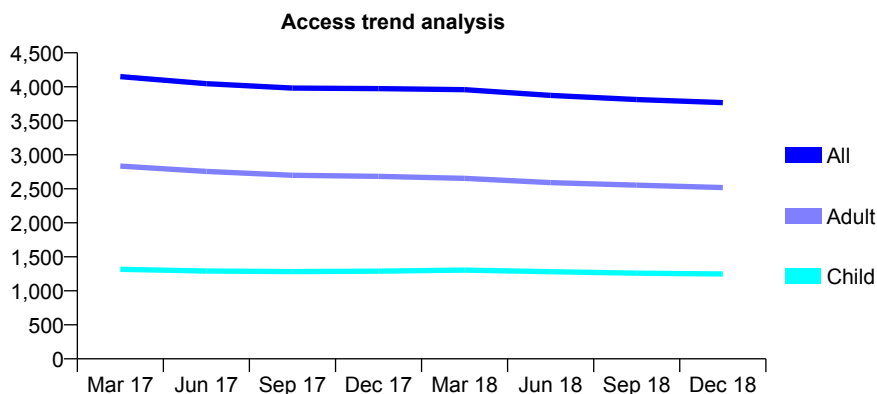
Q68 - Vital Signs At a Glance Contract Report for 182451/0001 - December 2018

Name or company name	Dentistree Horley Ltd
Contract type name	GDS Contract
Purpose of contract	General
Contract start date	01/12/2008
Contract end date	

18/19 Contracted general activity (UDA)	11,250
Carry forward general activity (UDA)	186
18/19 Contracted orthodontic activity (UOA)	0
Carry forward orthodontic activity (UOA)	0
Baseline contract value	£308,294.99

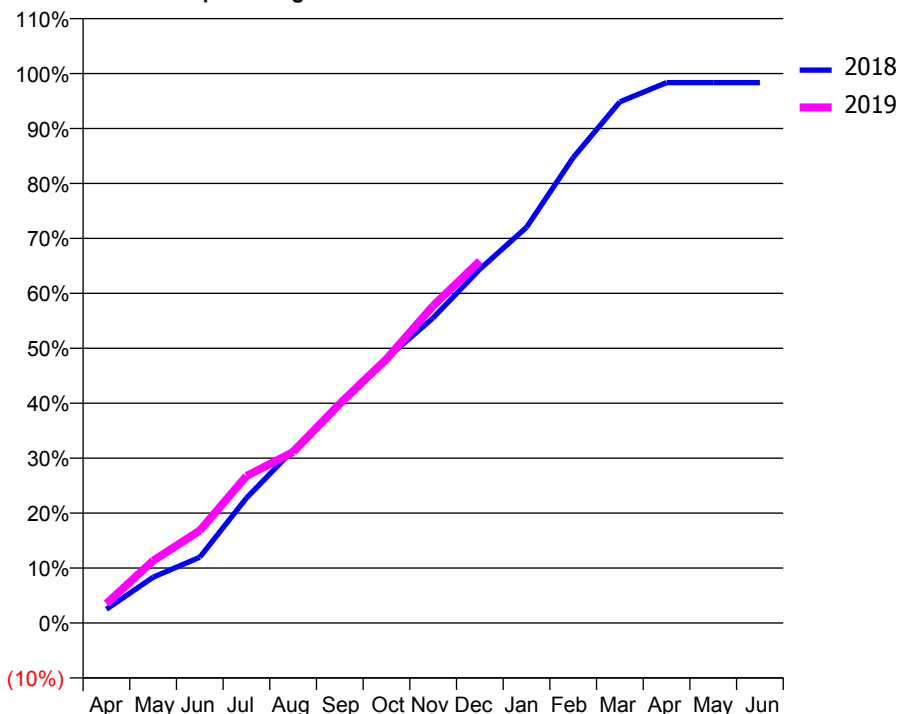
ACCESS*

Patients seen in 24 months	Total	Change since previous quarter
Quarter ending December 2017	3,974	
Quarter ending March 2018	3,957	→
Quarter ending June 2018	3,874	↓
Quarter ending September 2018	3,812	↓
Quarter ending December 2018	3,767	↓
Variance since December 2017	(5.2%)	↓



ACTIVITY

Cumulative percentage of contracted UDA delivered 2018 & 2019



Month	Adjusted Scheduled Activity (UDA)	
	2018	2019
April	282	397
May	938	1,276
June	1,349	1,892
July	2,558	3,011
August	3,544	3,502
September	4,480	4,493
October	5,418	5,404
November	6,248	6,495
December	7,244	7,410
January	8,101	
February	9,529	
March	10,671	
April	11,063	
May	11,063	
June	11,063	

QUALITY

	Quantity	Base Number	Contract	AT	Region	England
% of FP17s for the same patient ID Re-attending within 3 months - Children	135	1,635	8.3%	9.5%	11.3%	11.8%
% of FP17s for the same patient ID Re-attending within 3 months - Adults	395	2,825	14.0%	15.0%	15.3%	15.6%
% of FP17s for the same patient ID Re-attending between 3 & 9 months - Children	1,251	1,635	76.5%	59.9%	61.1%	58.8%
% of FP17s for the same patient ID Re-attending between 3 & 9 months - Adults	1,843	2,825	65.2%	51.5%	52.4%	51.0%
% of FP17s for Band 1 Urgent Courses	395	4,266	9.3%	9.4%	9.5%	9.0%
% of FP17s Relating to Free Repair or Replacements	20	4,266	0.5%	0.5%	0.7%	0.8%
% of FP17s Relating to Continuations	43	4,266	1.0%	0.8%	0.8%	0.9%
% of Patients satisfied with the dentistry they have received	2	2	N/A	92.5%	93.1%	93.2%
% of Patients satisfied with the time they had to wait for an appointment	2	2	N/A	88.5%	87.8%	88.3%

* This is based on patients treated on this contract for their most recent course of treatment. Figures in italics indicate the base number of FP17s or Patient Questionnaire responses are less than 100. N/A is shown where the base number of responses is less than 10 during the period. % is calculated as Quantity/Base number*100

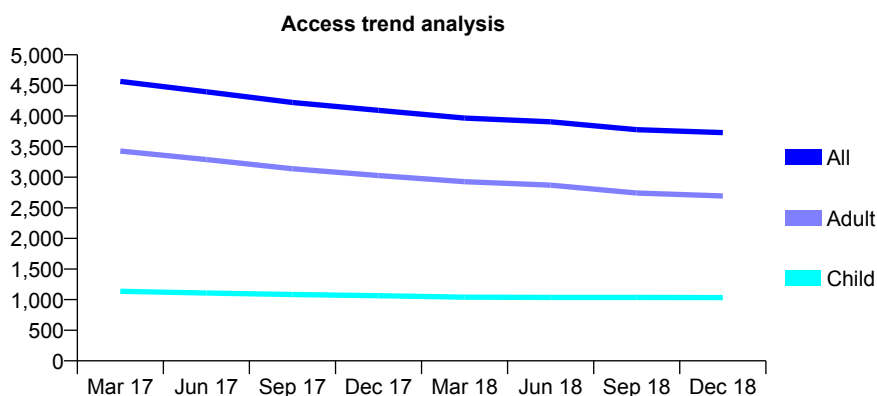
Q68 - Vital Signs At a Glance Contract Report for 185396/0001 - December 2018

Name or company name	Crowborough Dental Care Ltd
Contract type name	GDS Contract
Purpose of contract	General
Contract start date	21/01/2011
Contract end date	

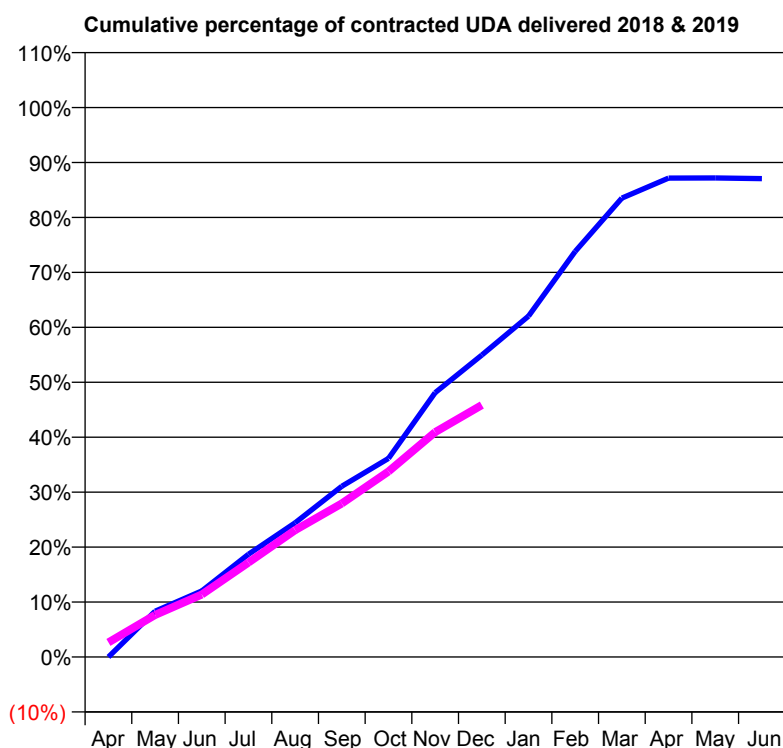
18/19 Contracted general activity (UDA)	15,692
Carry forward general activity (UDA)	0
18/19 Contracted orthodontic activity (UOA)	0
Carry forward orthodontic activity (UOA)	0
Baseline contract value	£394,511.48

ACCESS*

Patients seen in 24 months	Total	Change since previous quarter
Quarter ending December 2017	4,093	
Quarter ending March 2018	3,966	↓
Quarter ending June 2018	3,905	↓
Quarter ending September 2018	3,777	↓
Quarter ending December 2018	3,728	↓
Variance since December 2017	(8.9%)	↓



ACTIVITY



Month	Adjusted Scheduled Activity (UDA)	
	2018	2019
April	0	417
May	974	1,202
June	1,405	1,786
July	2,185	2,698
August	2,854	3,622
September	3,632	4,386
October	4,225	5,297
November	5,625	6,422
December	6,425	7,196
January	7,253	
February	8,631	
March	9,764	
April	10,190	
May	10,193	
June	10,178	

QUALITY

	Quantity	Base Number	Contract	AT	Region	England
% of FP17s for the same patient ID Re-attending within 3 months - Children	74	988	7.5%	9.5%	11.3%	11.8%
% of FP17s for the same patient ID Re-attending within 3 months - Adults	357	2,284	15.6%	15.0%	15.3%	15.6%
% of FP17s for the same patient ID Re-attending between 3 & 9 months - Children	476	988	48.2%	59.9%	61.1%	58.8%
% of FP17s for the same patient ID Re-attending between 3 & 9 months - Adults	951	2,284	41.6%	51.5%	52.4%	51.0%
% of FP17s for Band 1 Urgent Courses	455	3,105	14.7%	9.4%	9.5%	9.0%
% of FP17s Relating to Free Repair or Replacements	17	3,105	0.5%	0.5%	0.7%	0.8%
% of FP17s Relating to Continuations	34	3,105	1.1%	0.8%	0.8%	0.9%
% of Patients satisfied with the dentistry they have received	1	1	N/A	92.5%	93.1%	93.2%
% of Patients satisfied with the time they had to wait for an appointment	1	1	N/A	88.5%	87.8%	88.3%

* This is based on patients treated on this contract for their most recent course of treatment. Figures in italics indicate the base number of FP17s or Patient Questionnaire responses are less than 100. N/A is shown where the base number of responses is less than 10 during the period. % is calculated as Quantity/Base number*100

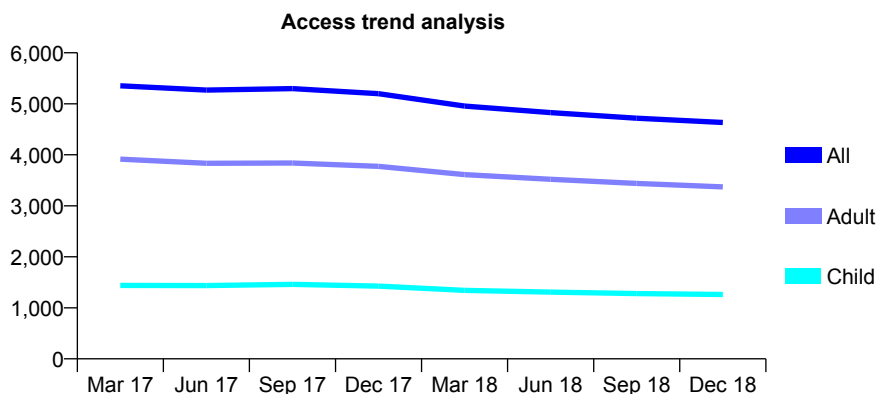
Q68 - Vital Signs At a Glance Contract Report for 185825/0001 - December 2018

Name or company name	Horsham Dental Care Ltd
Contract type name	GDS Contract
Purpose of contract	General
Contract start date	01/11/2007
Contract end date	

18/19 Contracted general activity (UDA)	14,482
Carry forward general activity (UDA)	0
18/19 Contracted orthodontic activity (UOA)	0
Carry forward orthodontic activity (UOA)	0
Baseline contract value	£387,816.46

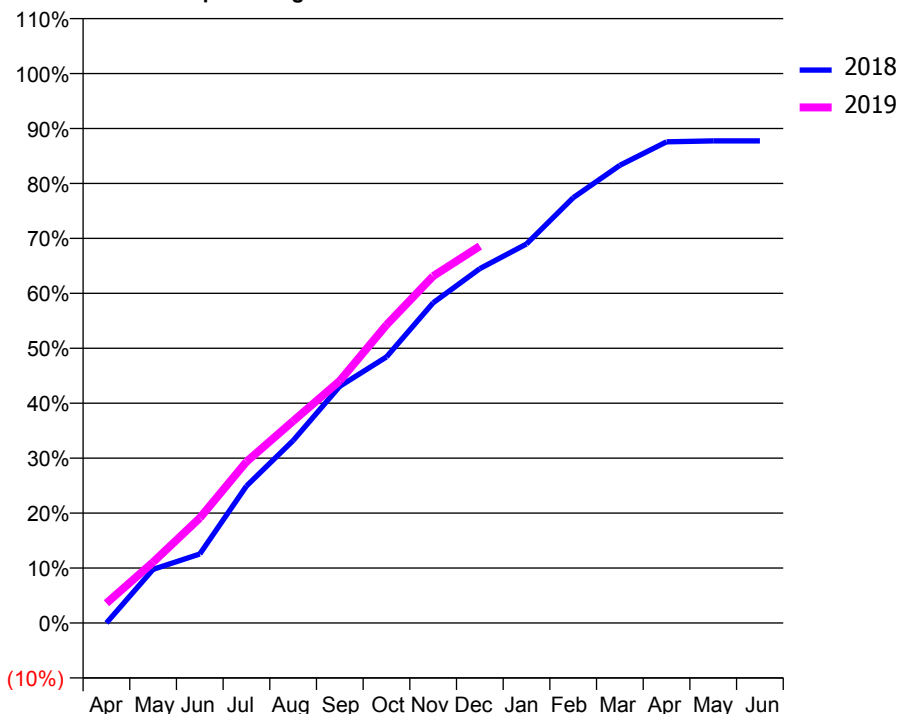
ACCESS*

Patients seen in 24 months	Total	Change since previous quarter
Quarter ending December 2017	5,199	
Quarter ending March 2018	4,956	↓
Quarter ending June 2018	4,827	↓
Quarter ending September 2018	4,718	↓
Quarter ending December 2018	4,634	↓
Variance since December 2017	(10.9%)	↓



ACTIVITY

Cumulative percentage of contracted UDA delivered 2018 & 2019



Month	Adjusted Scheduled Activity (UDA)	
	2018	2019
April	0	522
May	1,414	1,605
June	1,817	2,768
July	3,610	4,250
August	4,808	5,322
September	6,239	6,384
October	7,013	7,856
November	8,441	9,144
December	9,338	9,935
January	9,991	
February	11,209	
March	12,063	
April	12,681	
May	12,704	
June	12,704	

QUALITY

	Quantity	Base Number	Contract	AT	Region	England
% of FP17s for the same patient ID Re-attending within 3 months - Children	76	1,230	6.2%	9.5%	11.3%	11.8%
% of FP17s for the same patient ID Re-attending within 3 months - Adults	409	3,041	13.4%	15.0%	15.3%	15.6%
% of FP17s for the same patient ID Re-attending between 3 & 9 months - Children	534	1,230	43.4%	59.9%	61.1%	58.8%
% of FP17s for the same patient ID Re-attending between 3 & 9 months - Adults	1,158	3,041	38.1%	51.5%	52.4%	51.0%
% of FP17s for Band 1 Urgent Courses	358	3,983	9.0%	9.4%	9.5%	9.0%
% of FP17s Relating to Free Repair or Replacements	0	3,983	0.0%	0.5%	0.7%	0.8%
% of FP17s Relating to Continuations	61	3,983	1.5%	0.8%	0.8%	0.9%
% of Patients satisfied with the dentistry they have received	2	2	N/A	92.5%	93.1%	93.2%
% of Patients satisfied with the time they had to wait for an appointment	0	2	N/A	88.5%	87.8%	88.3%

* This is based on patients treated on this contract for their most recent course of treatment. Figures in italics indicate the base number of FP17s or Patient Questionnaire responses are less than 100. N/A is shown where the base number of responses is less than 10 during the period. % is calculated as Quantity/Base number*100

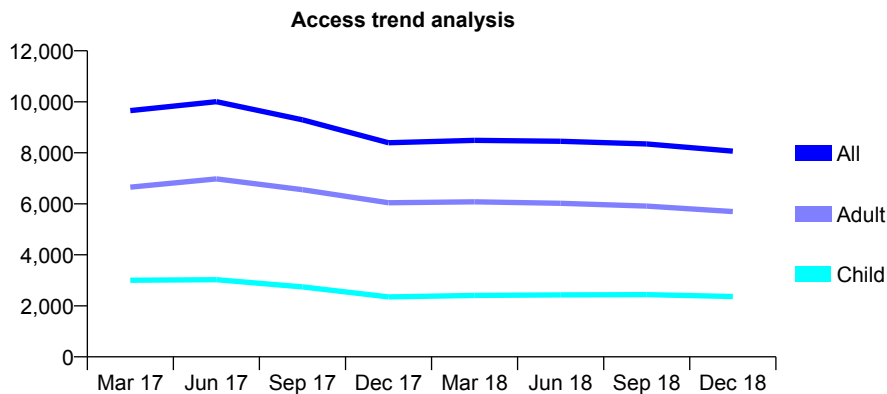
Q68 - Vital Signs At a Glance Contract Report for 186031/0001 - December 2018

Name or company name	Holbrook Practice Ltd
Contract type name	GDS Contract
Purpose of contract	General
Contract start date	01/04/2010
Contract end date	

18/19 Contracted general activity (UDA)	25,652
Carry forward general activity (UDA)	25
18/19 Contracted orthodontic activity (UOA)	0
Carry forward orthodontic activity (UOA)	0
Baseline contract value	£663,130.43

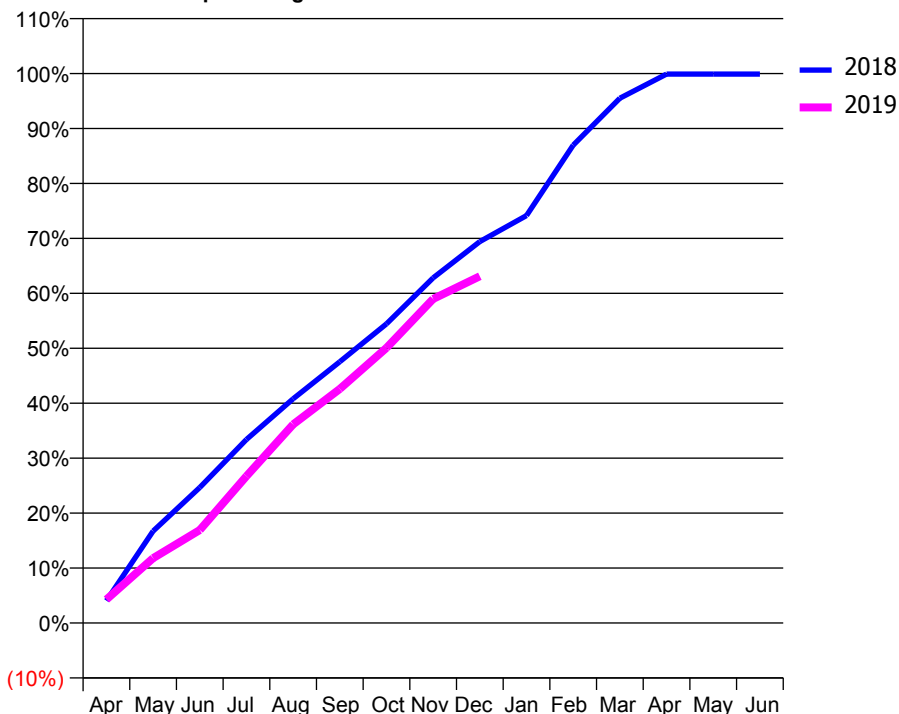
ACCESS*

Patients seen in 24 months	Total	Change since previous quarter
Quarter ending December 2017	8,393	
Quarter ending March 2018	8,487	→
Quarter ending June 2018	8,452	→
Quarter ending September 2018	8,350	↓
Quarter ending December 2018	8,063	↓
Variance since December 2017	(3.9%)	↓



ACTIVITY

Cumulative percentage of contracted UDA delivered 2018 & 2019



Month	Adjusted Scheduled Activity (UDA)	
	2018	2019
April	1,045	1,099
May	4,292	3,028
June	6,328	4,344
July	8,566	6,854
August	10,467	9,269
September	12,198	10,929
October	13,967	12,843
November	16,111	15,132
December	17,807	16,185
January	19,017	
February	22,309	
March	24,498	
April	25,624	
May	25,627	
June	25,627	

QUALITY

	Quantity	Base Number	Contract	AT	Region	England
% of FP17s for the same patient ID Re-attending within 3 months - Children	175	2,609	6.7%	9.5%	11.3%	11.8%
% of FP17s for the same patient ID Re-attending within 3 months - Adults	625	5,756	10.9%	15.0%	15.3%	15.6%
% of FP17s for the same patient ID Re-attending between 3 & 9 months - Children	1,318	2,609	50.5%	59.9%	61.1%	58.8%
% of FP17s for the same patient ID Re-attending between 3 & 9 months - Adults	3,006	5,756	52.2%	51.5%	52.4%	51.0%
% of FP17s for Band 1 Urgent Courses	660	7,846	8.4%	9.4%	9.5%	9.0%
% of FP17s Relating to Free Repair or Replacements	28	7,846	0.4%	0.5%	0.7%	0.8%
% of FP17s Relating to Continuations	54	7,846	0.7%	0.8%	0.8%	0.9%
% of Patients satisfied with the dentistry they have received	4	4	N/A	92.5%	93.1%	93.2%
% of Patients satisfied with the time they had to wait for an appointment	3	4	N/A	88.5%	87.8%	88.3%

* This is based on patients treated on this contract for their most recent course of treatment. Figures in italics indicate the base number of FP17s or Patient Questionnaire responses are less than 100. N/A is shown where the base number of responses is less than 10 during the period. % is calculated as Quantity/Base number*100

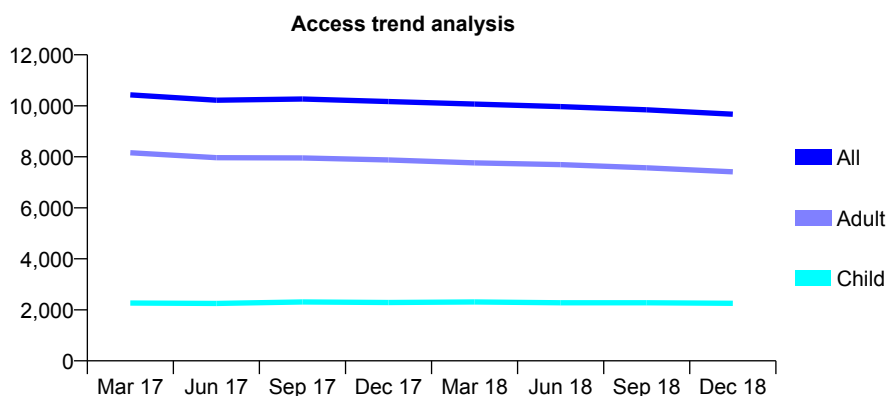
Q68 - Vital Signs At a Glance Contract Report for 186643/0002 - December 2018

Name or company name	Moat Road Dental Care
Contract type name	GDS Contract
Purpose of contract	General
Contract start date	01/09/2008
Contract end date	

18/19 Contracted general activity (UDA)	37,171
Carry forward general activity (UDA)	0
18/19 Contracted orthodontic activity (UOA)	0
Carry forward orthodontic activity (UOA)	0
Baseline contract value	£917,533.75

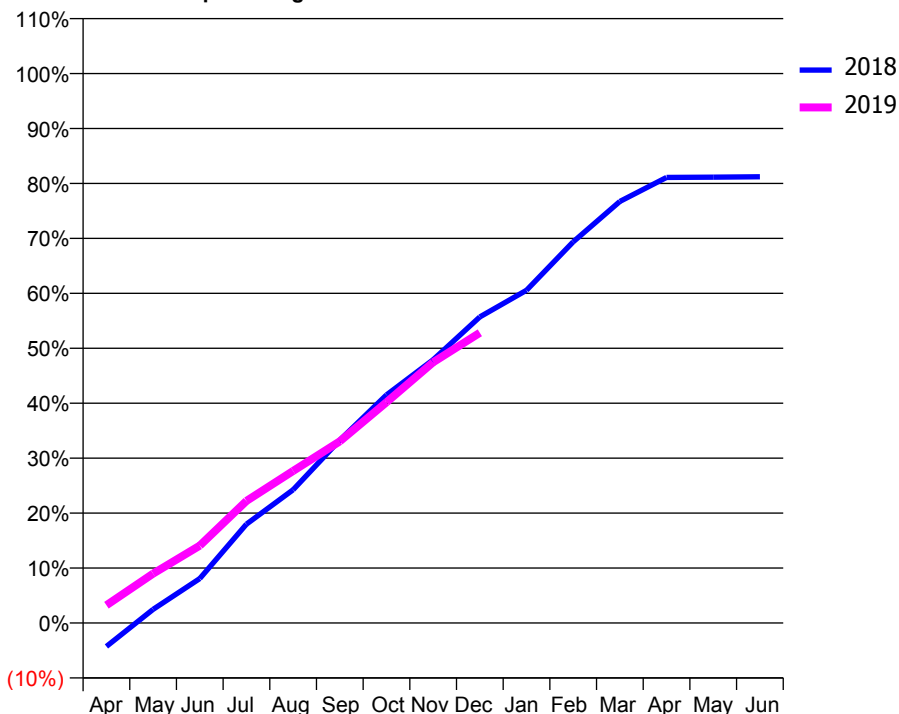
ACCESS*

Patients seen in 24 months	Total	Change since previous quarter
Quarter ending December 2017	10,165	
Quarter ending March 2018	10,067	→
Quarter ending June 2018	9,969	→
Quarter ending September 2018	9,845	↓
Quarter ending December 2018	9,669	↓
Variance since December 2017	(4.9%)	↓



ACTIVITY

Cumulative percentage of contracted UDA delivered 2018 & 2019



Month	Adjusted Scheduled Activity (UDA)	
	2018	2019
April	-1,462	1,208
May	851	3,342
June	2,764	5,239
July	6,148	8,262
August	8,284	10,290
September	11,370	12,288
October	14,181	14,930
November	16,372	17,641
December	19,035	19,634
January	20,695	
February	23,704	
March	26,216	
April	27,709	
May	27,728	
June	27,746	

QUALITY

	Quantity	Base Number	Contract	AT	Region	England
% of FP17s for the same patient ID Re-attending within 3 months - Children	166	2,216	7.5%	9.5%	11.3%	11.8%
% of FP17s for the same patient ID Re-attending within 3 months - Adults	881	6,858	12.8%	15.0%	15.3%	15.6%
% of FP17s for the same patient ID Re-attending between 3 & 9 months - Children	1,169	2,216	52.8%	59.9%	61.1%	58.8%
% of FP17s for the same patient ID Re-attending between 3 & 9 months - Adults	3,381	6,858	49.3%	51.5%	52.4%	51.0%
% of FP17s for Band 1 Urgent Courses	654	8,508	7.7%	9.4%	9.5%	9.0%
% of FP17s Relating to Free Repair or Replacements	93	8,508	1.1%	0.5%	0.7%	0.8%
% of FP17s Relating to Continuations	217	8,508	2.6%	0.8%	0.8%	0.9%
% of Patients satisfied with the dentistry they have received	5	5	N/A	92.5%	93.1%	93.2%
% of Patients satisfied with the time they had to wait for an appointment	5	5	N/A	88.5%	87.8%	88.3%

* This is based on patients treated on this contract for their most recent course of treatment. Figures in italics indicate the base number of FP17s or Patient Questionnaire responses are less than 100. N/A is shown where the base number of responses is less than 10 during the period. % is calculated as Quantity/Base number*100

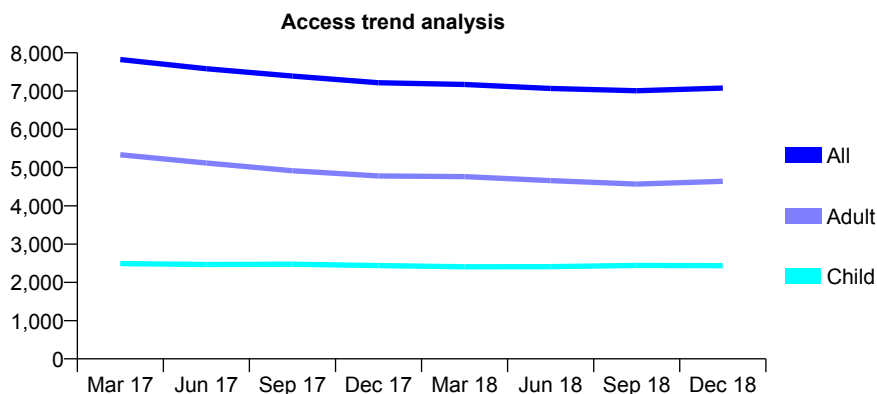
Q68 - Vital Signs At a Glance Contract Report for 188255/0001 - December 2018

Name or company name	Mr A Vaidya and Mrs S Vaidya
Contract type name	GDS Contract
Purpose of contract	General
Contract start date	15/12/2008
Contract end date	

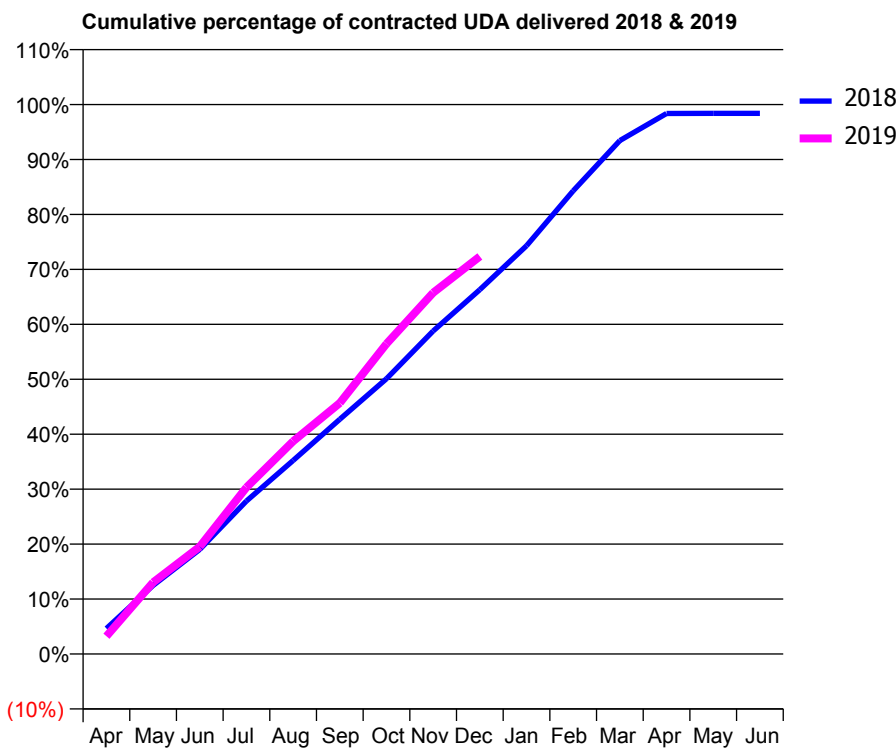
18/19 Contracted general activity (UDA)	13,000
Carry forward general activity (UDA)	224
18/19 Contracted orthodontic activity (UOA)	0
Carry forward orthodontic activity (UOA)	0
Baseline contract value	£350,885.04

ACCESS*

Patients seen in 24 months	Total	Change since previous quarter
Quarter ending December 2017	7,218	
Quarter ending March 2018	7,171	→
Quarter ending June 2018	7,069	↓
Quarter ending September 2018	7,009	→
Quarter ending December 2018	7,077	→
Variance since December 2017	(2.0%)	↓



ACTIVITY



Month	Adjusted Scheduled Activity (UDA)	
	2018	2019
April	652	421
May	1,748	1,696
June	2,665	2,541
July	3,897	3,941
August	4,931	5,032
September	5,981	5,939
October	7,015	7,340
November	8,229	8,547
December	9,283	9,407
January	10,400	
February	11,802	
March	13,081	
April	13,772	
May	13,776	
June	13,776	

QUALITY

	Quantity	Base Number	Contract	AT	Region	England
% of FP17s for the same patient ID Re-attending within 3 months - Children	144	2,520	5.7%	9.5%	11.3%	11.8%
% of FP17s for the same patient ID Re-attending within 3 months - Adults	473	4,368	10.8%	15.0%	15.3%	15.6%
% of FP17s for the same patient ID Re-attending between 3 & 9 months - Children	1,494	2,520	59.3%	59.9%	61.1%	58.8%
% of FP17s for the same patient ID Re-attending between 3 & 9 months - Adults	2,306	4,368	52.8%	51.5%	52.4%	51.0%
% of FP17s for Band 1 Urgent Courses	499	6,062	8.2%	9.4%	9.5%	9.0%
% of FP17s Relating to Free Repair or Replacements	28	6,062	0.5%	0.5%	0.7%	0.8%
% of FP17s Relating to Continuations	36	6,062	0.6%	0.8%	0.8%	0.9%
% of Patients satisfied with the dentistry they have received	2	2	N/A	92.5%	93.1%	93.2%
% of Patients satisfied with the time they had to wait for an appointment	1	2	N/A	88.5%	87.8%	88.3%

* This is based on patients treated on this contract for their most recent course of treatment. Figures in italics indicate the base number of FP17s or Patient Questionnaire responses are less than 100. N/A is shown where the base number of responses is less than 10 during the period. % is calculated as Quantity/Base number*100

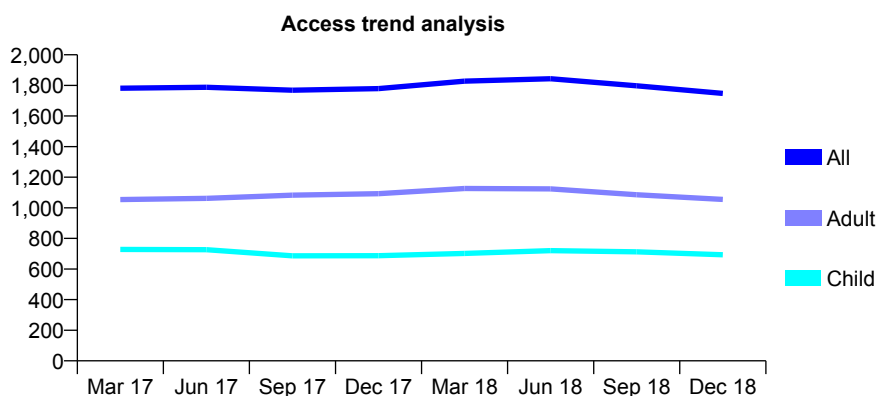
Q68 - Vital Signs At a Glance Contract Report for 188751/0002 - December 2018

Name or company name	Mr P Boamah & Mr C Amin.
Contract type name	GDS Contract
Purpose of contract	General
Contract start date	01/04/2011
Contract end date	

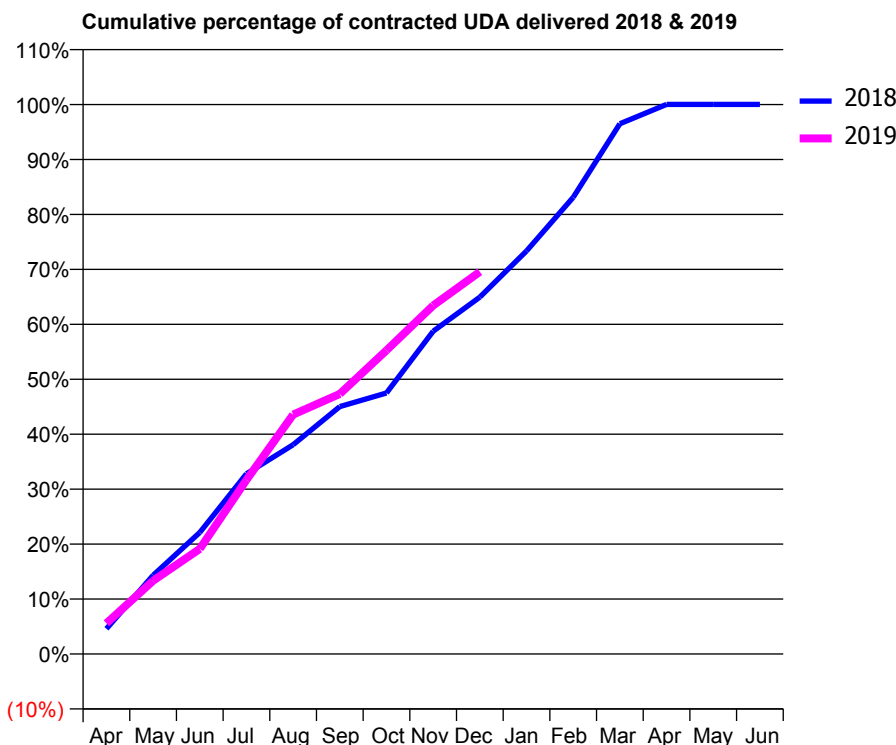
18/19 Contracted general activity (UDA)	4,000
Carry forward general activity (UDA)	0
18/19 Contracted orthodontic activity (UOA)	0
Carry forward orthodontic activity (UOA)	0
Baseline contract value	£101,658.48

ACCESS*

Patients seen in 24 months	Total	Change since previous quarter
Quarter ending December 2017	1,779	
Quarter ending March 2018	1,828	↑
Quarter ending June 2018	1,844	→
Quarter ending September 2018	1,797	↓
Quarter ending December 2018	1,748	↓
Variance since December 2017	(1.7%)	↓



ACTIVITY



Adjusted Scheduled Activity (UDA)		
Month	2018	2019
April	184	224
May	573	534
June	885	765
July	1,312	1,267
August	1,523	1,743
September	1,801	1,893
October	1,900	2,211
November	2,350	2,537
December	2,598	2,783
January	2,934	
February	3,324	
March	3,860	
April	4,001	
May	4,001	
June	4,001	

QUALITY

	Quantity	Base Number	Contract	AT	Region	England
% of FP17s for the same patient ID Re-attending within 3 months - Children	39	709	5.5%	9.5%	11.3%	11.8%
% of FP17s for the same patient ID Re-attending within 3 months - Adults	119	1,028	11.6%	15.0%	15.3%	15.6%
% of FP17s for the same patient ID Re-attending between 3 & 9 months - Children	422	709	59.5%	59.9%	61.1%	58.8%
% of FP17s for the same patient ID Re-attending between 3 & 9 months - Adults	540	1,028	52.5%	51.5%	52.4%	51.0%
% of FP17s for Band 1 Urgent Courses	99	1,648	6.0%	9.4%	9.5%	9.0%
% of FP17s Relating to Free Repair or Replacements	15	1,648	0.9%	0.5%	0.7%	0.8%
% of FP17s Relating to Continuations	19	1,648	1.2%	0.8%	0.8%	0.9%
% of Patients satisfied with the dentistry they have received	0	0	N/A	92.5%	93.1%	93.2%
% of Patients satisfied with the time they had to wait for an appointment	0	0	N/A	88.5%	87.8%	88.3%

* This is based on patients treated on this contract for their most recent course of treatment. Figures in italics indicate the base number of FP17s or Patient Questionnaire responses are less than 100. N/A is shown where the base number of responses is less than 10 during the period. % is calculated as Quantity/Base number*100

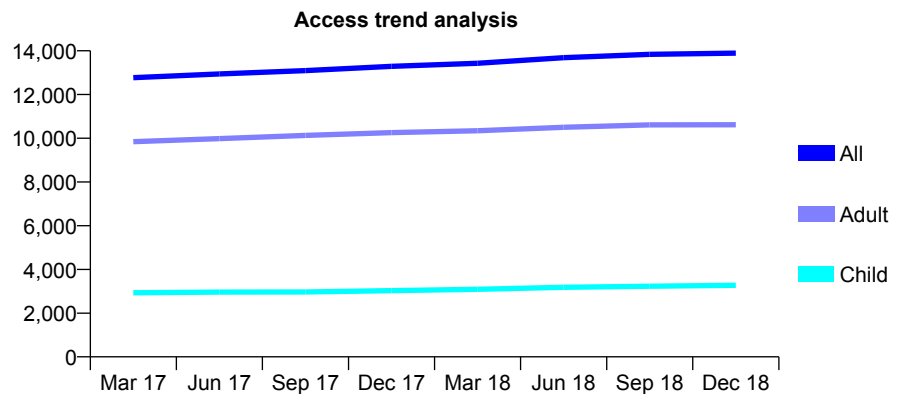
Q68 - Vital Signs At a Glance Contract Report for 189111/0001 - December 2018

Name or company name	Seaside Dental Practice Limited
Contract type name	GDS Contract
Purpose of contract	General
Contract start date	01/10/2010
Contract end date	

18/19 Contracted general activity (UDA)	37,000
Carry forward general activity (UDA)	0
18/19 Contracted orthodontic activity (UOA)	0
Carry forward orthodontic activity (UOA)	0
Baseline contract value	£931,337.75

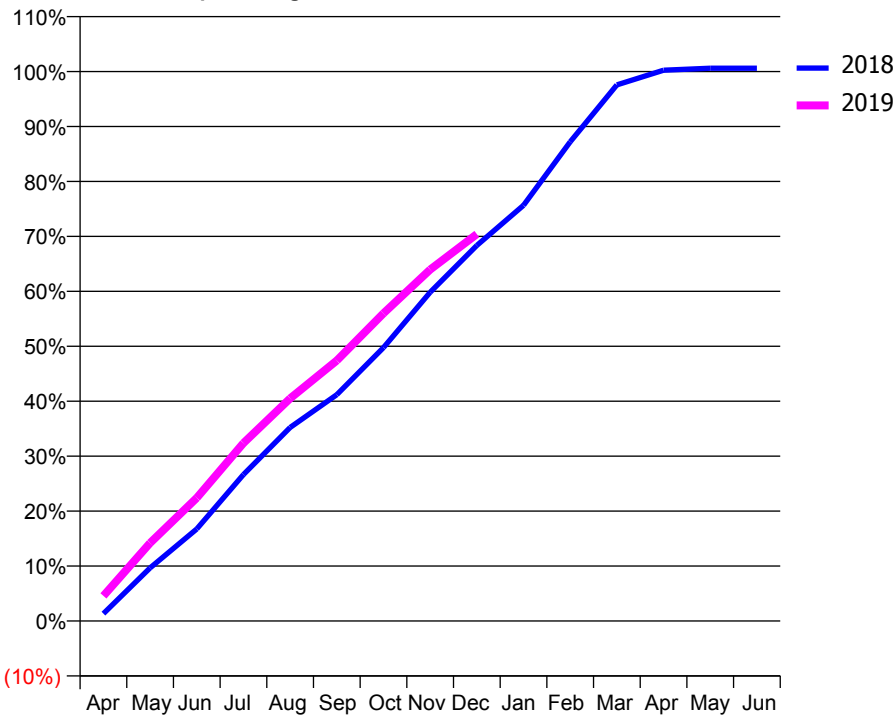
ACCESS*

Patients seen in 24 months	Total	Change since previous quarter
Quarter ending December 2017	13,287	
Quarter ending March 2018	13,430	→
Quarter ending June 2018	13,686	→
Quarter ending September 2018	13,837	→
Quarter ending December 2018	13,892	→
Variance since December 2017	4.6%	↑



ACTIVITY

Cumulative percentage of contracted UDA delivered 2018 & 2019



Month	Adjusted Scheduled Activity (UDA)	
	2018	2019
April	496	1,693
May	3,582	5,260
June	6,204	8,288
July	9,862	11,983
August	13,037	14,988
September	15,240	17,538
October	18,408	20,718
November	22,134	23,664
December	25,287	26,053
January	27,988	
February	32,265	
March	36,098	
April	37,088	
May	37,223	
June	37,220	

QUALITY

	Quantity	Base Number	Contract	AT	Region	England
% of FP17s for the same patient ID Re-attending within 3 months - Children	232	3,651	6.4%	9.5%	11.3%	11.8%
% of FP17s for the same patient ID Re-attending within 3 months - Adults	1,190	10,420	11.4%	15.0%	15.3%	15.6%
% of FP17s for the same patient ID Re-attending between 3 & 9 months - Children	2,137	3,651	58.5%	59.9%	61.1%	58.8%
% of FP17s for the same patient ID Re-attending between 3 & 9 months - Adults	4,709	10,420	45.2%	51.5%	52.4%	51.0%
% of FP17s for Band 1 Urgent Courses	1,100	13,523	8.1%	9.4%	9.5%	9.0%
% of FP17s Relating to Free Repair or Replacements	58	13,523	0.4%	0.5%	0.7%	0.8%
% of FP17s Relating to Continuations	213	13,523	1.6%	0.8%	0.8%	0.9%
% of Patients satisfied with the dentistry they have received	5	7	N/A	92.5%	93.1%	93.2%
% of Patients satisfied with the time they had to wait for an appointment	5	7	N/A	88.5%	87.8%	88.3%

* This is based on patients treated on this contract for their most recent course of treatment. Figures in italics indicate the base number of FP17s or Patient Questionnaire responses are less than 100. N/A is shown where the base number of responses is less than 10 during the period. % is calculated as Quantity/Base number*100

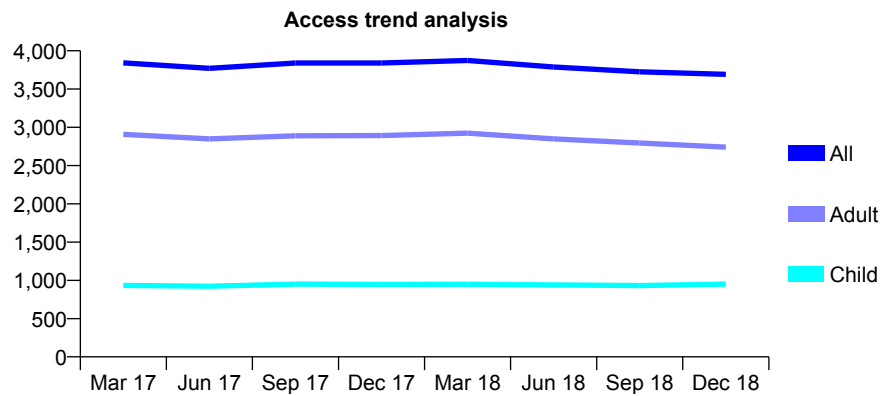
Q68 - Vital Signs At a Glance Contract Report for 189650/0001 - December 2018

Name or company name	Mr A Gill and Ms K Kaur
Contract type name	GDS Contract
Purpose of contract	General
Contract start date	01/04/2009
Contract end date	

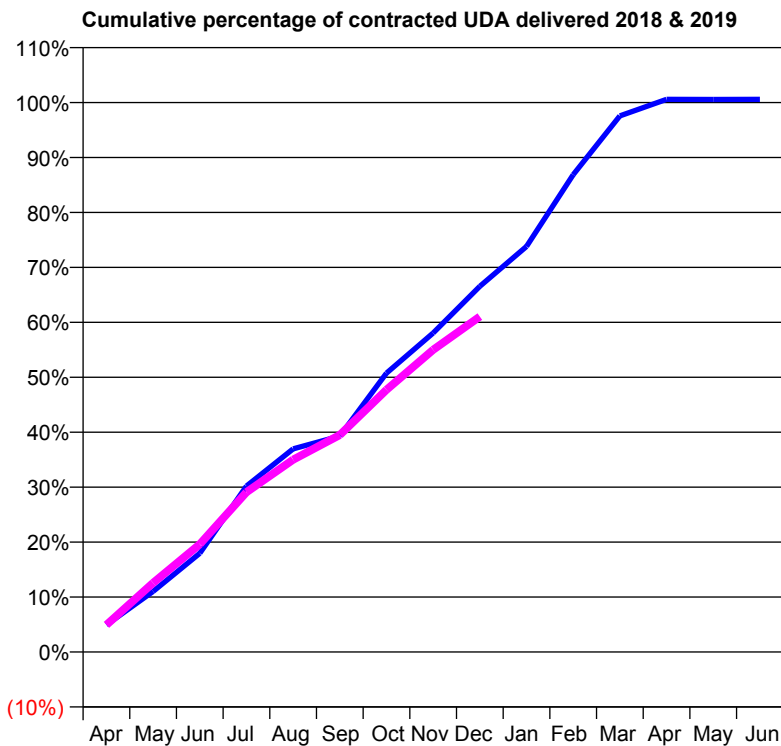
18/19 Contracted general activity (UDA)	11,018
Carry forward general activity (UDA)	0
18/19 Contracted orthodontic activity (UOA)	0
Carry forward orthodontic activity (UOA)	0
Baseline contract value	£301,693.47

ACCESS*

Patients seen in 24 months	Total	Change since previous quarter
Quarter ending December 2017	3,840	
Quarter ending March 2018	3,873	→
Quarter ending June 2018	3,788	↓
Quarter ending September 2018	3,725	↓
Quarter ending December 2018	3,692	→
Variance since December 2017	(3.9%)	↓



ACTIVITY



Month	Adjusted Scheduled Activity (UDA)	
	2018	2019
April	543	544
May	1,216	1,387
June	1,979	2,161
July	3,328	3,204
August	4,073	3,858
September	4,330	4,352
October	5,592	5,258
November	6,396	6,060
December	7,332	6,725
January	8,132	
February	9,571	
March	10,750	
April	11,081	
May	11,079	
June	11,081	

QUALITY

	Quantity	Base Number	Contract	AT	Region	England
% of FP17s for the same patient ID Re-attending within 3 months - Children	89	1,026	8.7%	9.5%	11.3%	11.8%
% of FP17s for the same patient ID Re-attending within 3 months - Adults	356	2,533	14.1%	15.0%	15.3%	15.6%
% of FP17s for the same patient ID Re-attending between 3 & 9 months - Children	682	1,026	66.5%	59.9%	61.1%	58.8%
% of FP17s for the same patient ID Re-attending between 3 & 9 months - Adults	1,445	2,533	57.0%	51.5%	52.4%	51.0%
% of FP17s for Band 1 Urgent Courses	277	3,399	8.1%	9.4%	9.5%	9.0%
% of FP17s Relating to Free Repair or Replacements	31	3,399	0.9%	0.5%	0.7%	0.8%
% of FP17s Relating to Continuations	10	3,399	0.3%	0.8%	0.8%	0.9%
% of Patients satisfied with the dentistry they have received	4	4	N/A	92.5%	93.1%	93.2%
% of Patients satisfied with the time they had to wait for an appointment	4	4	N/A	88.5%	87.8%	88.3%

* This is based on patients treated on this contract for their most recent course of treatment. Figures in italics indicate the base number of FP17s or Patient Questionnaire responses are less than 100. N/A is shown where the base number of responses is less than 10 during the period. % is calculated as Quantity/Base number*100

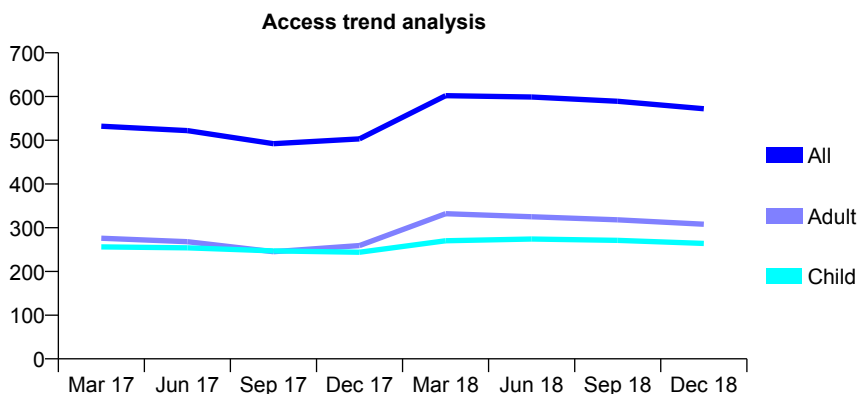
Q68 - Vital Signs At a Glance Contract Report for 190195/0021 - December 2018

Name or company name	Xeon Smiles UK Ltd
Contract type name	GDS Contract
Purpose of contract	General
Contract start date	01/01/2013
Contract end date	

18/19 Contracted general activity (UDA)	1,134
Carry forward general activity (UDA)	0
18/19 Contracted orthodontic activity (UOA)	0
Carry forward orthodontic activity (UOA)	0
Baseline contract value	£26,507.51

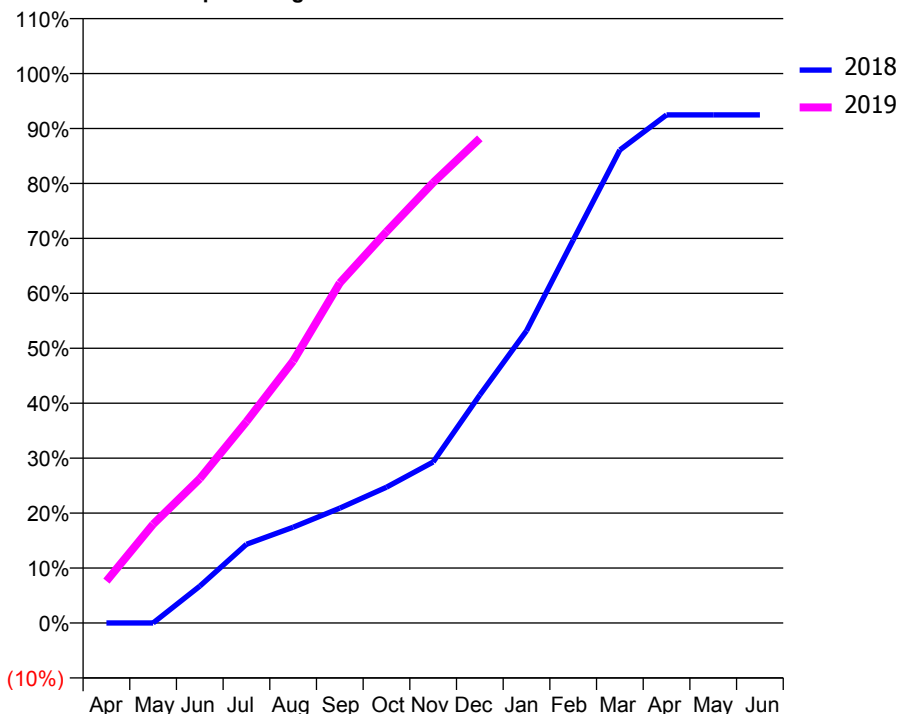
ACCESS*

Patients seen in 24 months	Total	Change since previous quarter
Quarter ending December 2017	503	
Quarter ending March 2018	602	↑
Quarter ending June 2018	599	→
Quarter ending September 2018	589	↓
Quarter ending December 2018	572	↓
Variance since December 2017	13.7%	↑



ACTIVITY

Cumulative percentage of contracted UDA delivered 2018 & 2019



Month	Adjusted Scheduled Activity (UDA)	
	2018	2019
April	0	87
May	0	204
June	76	298
July	163	416
August	198	541
September	237	702
October	280	807
November	332	909
December	471	1,000
January	603	
February	790	
March	976	
April	1,049	
May	1,049	
June	1,049	

QUALITY

	Quantity	Base Number	Contract	AT	Region	England
% of FP17s for the same patient ID Re-attending within 3 months - Children	27	328	8.2%	9.5%	11.3%	11.8%
% of FP17s for the same patient ID Re-attending within 3 months - Adults	51	284	18.0%	15.0%	15.3%	15.6%
% of FP17s for the same patient ID Re-attending between 3 & 9 months - Children	237	328	72.3%	59.9%	61.1%	58.8%
% of FP17s for the same patient ID Re-attending between 3 & 9 months - Adults	170	284	59.9%	51.5%	52.4%	51.0%
% of FP17s for Band 1 Urgent Courses	36	579	6.2%	9.4%	9.5%	9.0%
% of FP17s Relating to Free Repair or Replacements	1	579	0.2%	0.5%	0.7%	0.8%
% of FP17s Relating to Continuations	1	579	0.2%	0.8%	0.8%	0.9%
% of Patients satisfied with the dentistry they have received	0	0	N/A	92.5%	93.1%	93.2%
% of Patients satisfied with the time they had to wait for an appointment	0	0	N/A	88.5%	87.8%	88.3%

* This is based on patients treated on this contract for their most recent course of treatment. Figures in italics indicate the base number of FP17s or Patient Questionnaire responses are less than 100. N/A is shown where the base number of responses is less than 10 during the period. % is calculated as Quantity/Base number*100

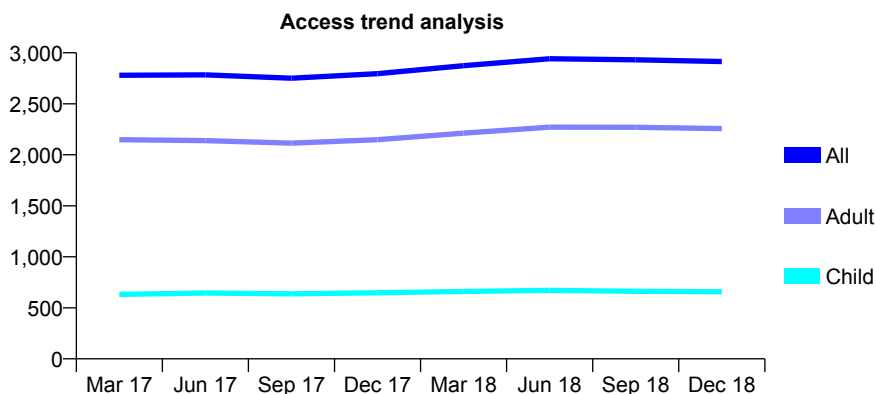
Q68 - Vital Signs At a Glance Contract Report for 190829/0001 - December 2018

Name or company name	The Sea Road Dental Practice Partnership
Contract type name	GDS Contract
Purpose of contract	General
Contract start date	20/01/2014
Contract end date	

18/19 Contracted general activity (UDA)	6,800
Carry forward general activity (UDA)	0
18/19 Contracted orthodontic activity (UOA)	0
Carry forward orthodontic activity (UOA)	0
Baseline contract value	£182,972.58

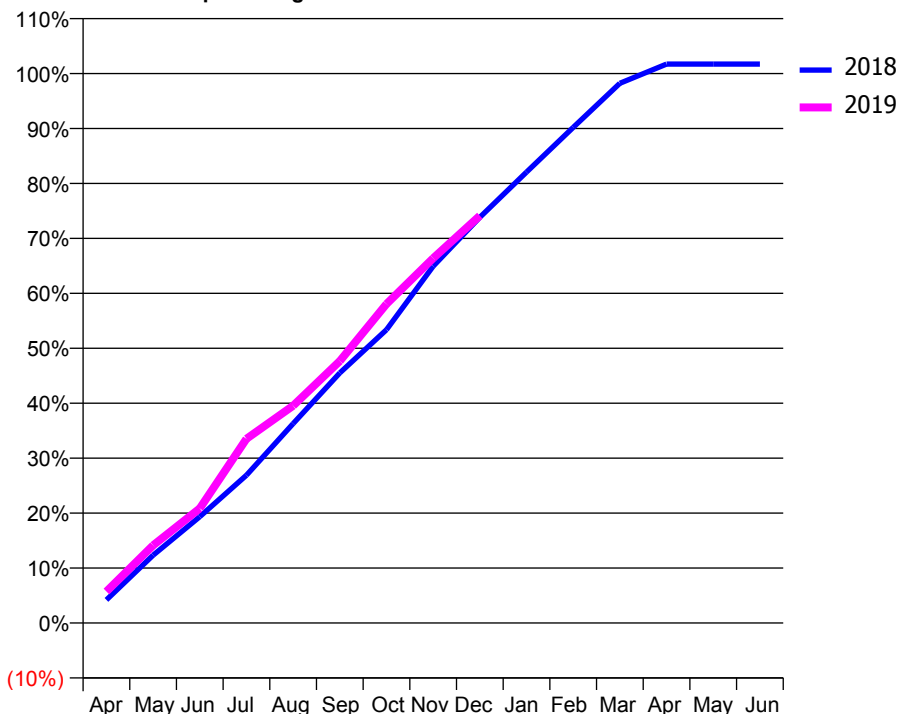
ACCESS*

Patients seen in 24 months	Total	Change since previous quarter
Quarter ending December 2017	2,796	
Quarter ending March 2018	2,874	↑
Quarter ending June 2018	2,942	↑
Quarter ending September 2018	2,932	→
Quarter ending December 2018	2,915	→
Variance since December 2017	4.3%	↑



ACTIVITY

Cumulative percentage of contracted UDA delivered 2018 & 2019



Month	Adjusted Scheduled Activity (UDA)	
	2018	2019
April	286	390
May	840	961
June	1,316	1,418
July	1,830	2,280
August	2,468	2,689
September	3,096	3,242
October	3,630	3,948
November	4,415	4,513
December	5,020	5,041
January	5,580	
February	6,133	
March	6,679	
April	6,917	
May	6,917	
June	6,917	

QUALITY

	Quantity	Base Number	Contract	AT	Region	England
% of FP17s for the same patient ID Re-attending within 3 months - Children	20	803	2.5%	9.5%	11.3%	11.8%
% of FP17s for the same patient ID Re-attending within 3 months - Adults	179	2,204	8.1%	15.0%	15.3%	15.6%
% of FP17s for the same patient ID Re-attending between 3 & 9 months - Children	606	803	75.5%	59.9%	61.1%	58.8%
% of FP17s for the same patient ID Re-attending between 3 & 9 months - Adults	1,167	2,204	52.9%	51.5%	52.4%	51.0%
% of FP17s for Band 1 Urgent Courses	88	2,897	3.0%	9.4%	9.5%	9.0%
% of FP17s Relating to Free Repair or Replacements	8	2,897	0.3%	0.5%	0.7%	0.8%
% of FP17s Relating to Continuations	16	2,897	0.6%	0.8%	0.8%	0.9%
% of Patients satisfied with the dentistry they have received	2	2	N/A	92.5%	93.1%	93.2%
% of Patients satisfied with the time they had to wait for an appointment	2	2	N/A	88.5%	87.8%	88.3%

* This is based on patients treated on this contract for their most recent course of treatment. Figures in italics indicate the base number of FP17s or Patient Questionnaire responses are less than 100. N/A is shown where the base number of responses is less than 10 during the period. % is calculated as Quantity/Base number*100

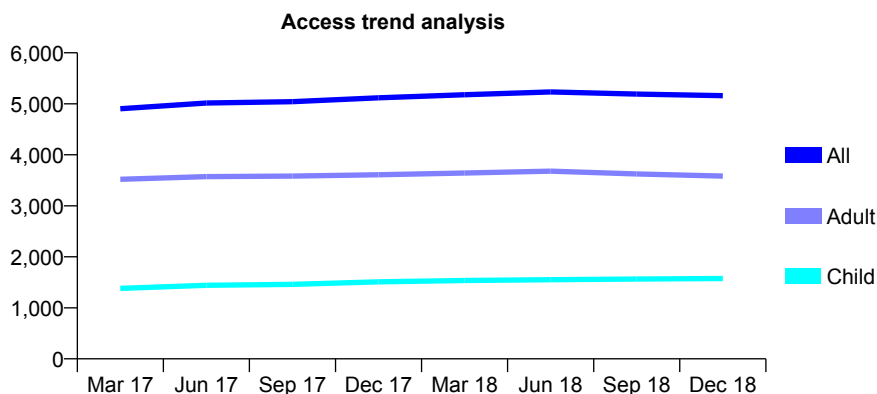
Q68 - Vital Signs At a Glance Contract Report for 191043/0001 - December 2018

Name or company name	Pembroke Practice Limited
Contract type name	GDS Contract
Purpose of contract	General
Contract start date	01/03/2011
Contract end date	

18/19 Contracted general activity (UDA)	12,464
Carry forward general activity (UDA)	0
18/19 Contracted orthodontic activity (UOA)	0
Carry forward orthodontic activity (UOA)	0
Baseline contract value	£327,930.62

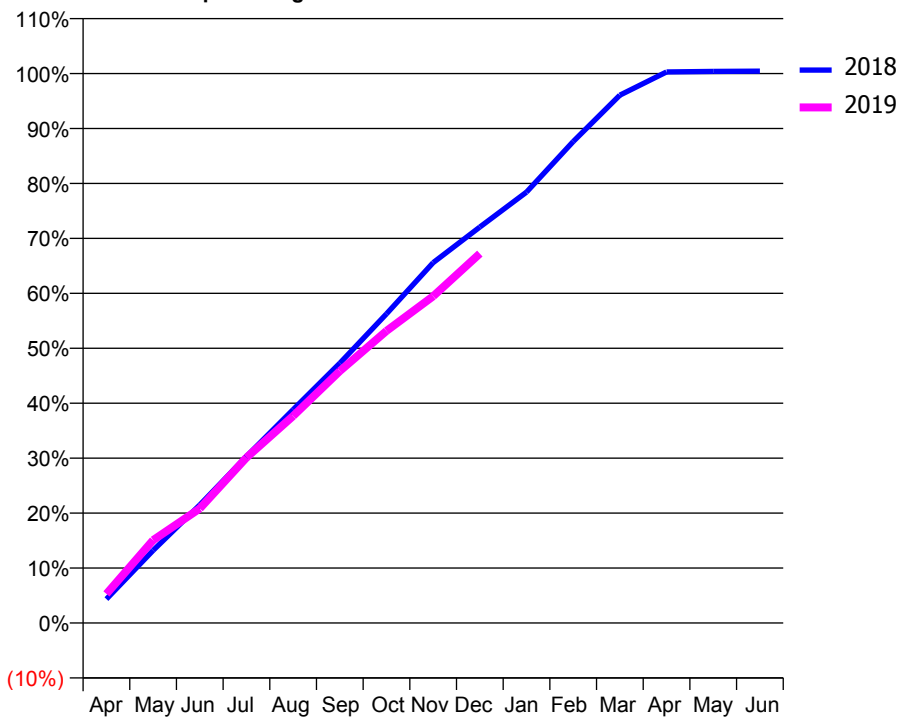
ACCESS*

Patients seen in 24 months	Total	Change since previous quarter
Quarter ending December 2017	5,117	
Quarter ending March 2018	5,177	→
Quarter ending June 2018	5,232	→
Quarter ending September 2018	5,191	→
Quarter ending December 2018	5,160	→
Variance since December 2017	0.8%	→



ACTIVITY

Cumulative percentage of contracted UDA delivered 2018 & 2019



Month	Adjusted Scheduled Activity (UDA)	
	2018	2019
April	544	661
May	1,647	1,878
June	2,678	2,597
July	3,778	3,753
August	4,841	4,696
September	5,892	5,716
October	7,014	6,627
November	8,173	7,411
December	8,981	8,379
January	9,773	
February	10,921	
March	11,974	
April	12,499	
May	12,513	
June	12,517	

QUALITY

	Quantity	Base Number	Contract	AT	Region	England
% of FP17s for the same patient ID Re-attending within 3 months - Children	86	1,575	5.5%	9.5%	11.3%	11.8%
% of FP17s for the same patient ID Re-attending within 3 months - Adults	421	3,254	12.9%	15.0%	15.3%	15.6%
% of FP17s for the same patient ID Re-attending between 3 & 9 months - Children	902	1,575	57.3%	59.9%	61.1%	58.8%
% of FP17s for the same patient ID Re-attending between 3 & 9 months - Adults	1,610	3,254	49.5%	51.5%	52.4%	51.0%
% of FP17s for Band 1 Urgent Courses	490	4,558	10.8%	9.4%	9.5%	9.0%
% of FP17s Relating to Free Repair or Replacements	27	4,558	0.6%	0.5%	0.7%	0.8%
% of FP17s Relating to Continuations	3	4,558	0.1%	0.8%	0.8%	0.9%
% of Patients satisfied with the dentistry they have received	3	3	N/A	92.5%	93.1%	93.2%
% of Patients satisfied with the time they had to wait for an appointment	3	3	N/A	88.5%	87.8%	88.3%

* This is based on patients treated on this contract for their most recent course of treatment. Figures in italics indicate the base number of FP17s or Patient Questionnaire responses are less than 100. N/A is shown where the base number of responses is less than 10 during the period. % is calculated as Quantity/Base number*100

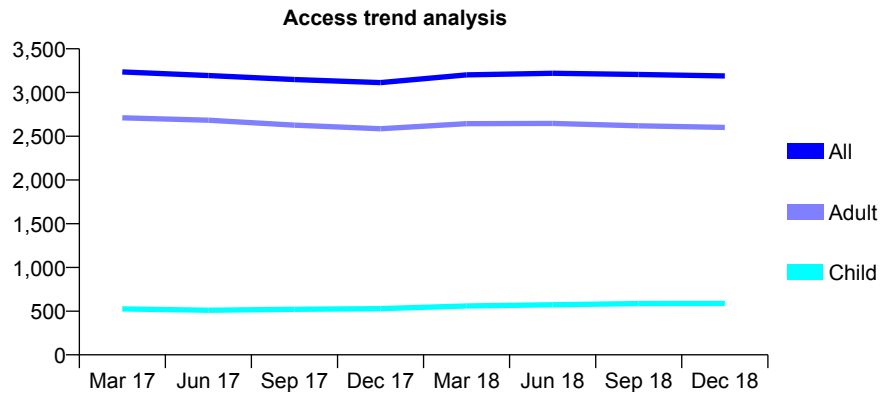
Q68 - Vital Signs At a Glance Contract Report for 191264/0002 - December 2018

Name or company name	Steydent Ltd
Contract type name	GDS Contract
Purpose of contract	General
Contract start date	01/11/2008
Contract end date	

18/19 Contracted general activity (UDA)	10,196
Carry forward general activity (UDA)	12
18/19 Contracted orthodontic activity (UOA)	0
Carry forward orthodontic activity (UOA)	0
Baseline contract value	£281,669.85

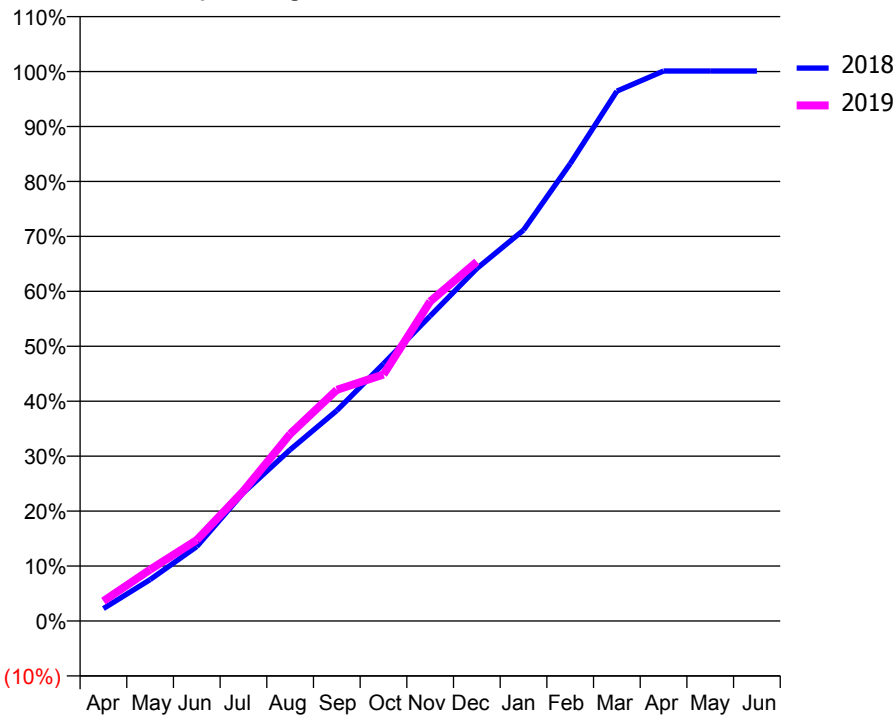
ACCESS*

Patients seen in 24 months	Total	Change since previous quarter
Quarter ending December 2017	3,114	
Quarter ending March 2018	3,202	↑
Quarter ending June 2018	3,220	→
Quarter ending September 2018	3,207	→
Quarter ending December 2018	3,189	→
Variance since December 2017	2.4%	↑



ACTIVITY

Cumulative percentage of contracted UDA delivered 2018 & 2019



Month	Adjusted Scheduled Activity (UDA)	
	2018	2019
April	206	369
May	685	954
June	1,232	1,503
July	2,125	2,414
August	2,836	3,470
September	3,484	4,290
October	4,258	4,574
November	5,050	5,929
December	5,834	6,666
January	6,471	
February	7,571	
March	8,770	
April	9,104	
May	9,104	
June	9,103	

QUALITY

	Quantity	Base Number	Contract	AT	Region	England
% of FP17s for the same patient ID Re-attending within 3 months - Children	43	713	6.0%	9.5%	11.3%	11.8%
% of FP17s for the same patient ID Re-attending within 3 months - Adults	439	2,906	15.1%	15.0%	15.3%	15.6%
% of FP17s for the same patient ID Re-attending between 3 & 9 months - Children	446	713	62.6%	59.9%	61.1%	58.8%
% of FP17s for the same patient ID Re-attending between 3 & 9 months - Adults	1,480	2,906	50.9%	51.5%	52.4%	51.0%
% of FP17s for Band 1 Urgent Courses	361	3,443	10.5%	9.4%	9.5%	9.0%
% of FP17s Relating to Free Repair or Replacements	118	3,443	3.4%	0.5%	0.7%	0.8%
% of FP17s Relating to Continuations	33	3,443	1.0%	0.8%	0.8%	0.9%
% of Patients satisfied with the dentistry they have received	1	1	N/A	92.5%	93.1%	93.2%
% of Patients satisfied with the time they had to wait for an appointment	1	1	N/A	88.5%	87.8%	88.3%

* This is based on patients treated on this contract for their most recent course of treatment. Figures in italics indicate the base number of FP17s or Patient Questionnaire responses are less than 100. N/A is shown where the base number of responses is less than 10 during the period. % is calculated as Quantity/Base number*100

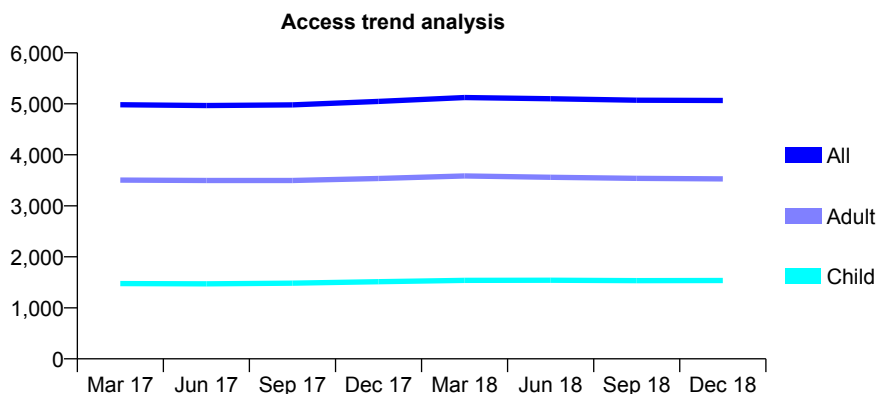
Q68 - Vital Signs At a Glance Contract Report for 192228/0001 - December 2018

Name or company name	Mr A Memaripour and Mr N Zadeh Davani
Contract type name	GDS Contract
Purpose of contract	General
Contract start date	01/04/2010
Contract end date	

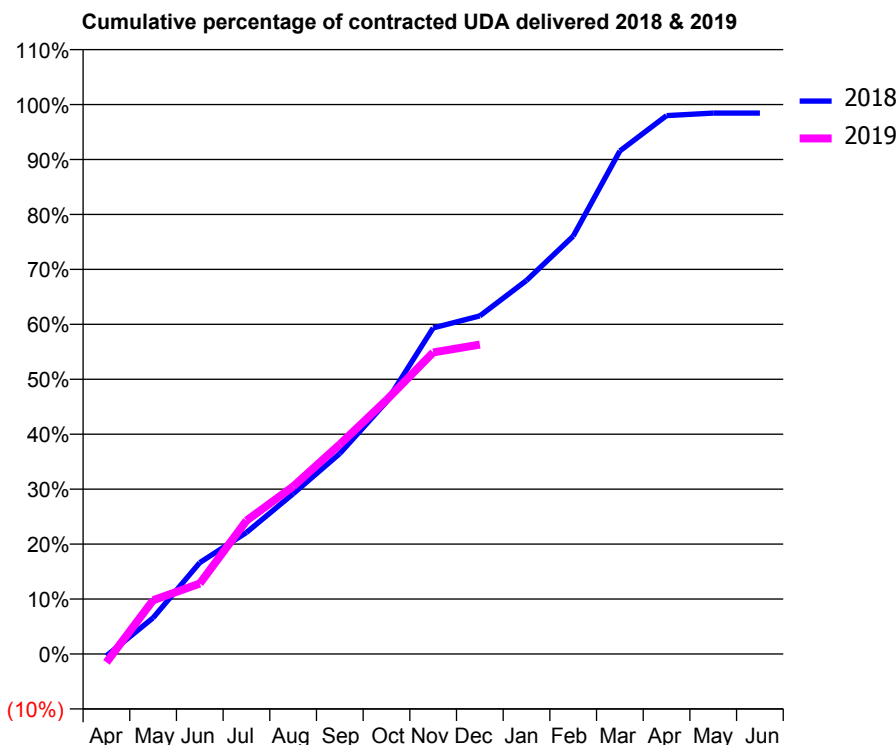
18/19 Contracted general activity (UDA)	17,266
Carry forward general activity (UDA)	268
18/19 Contracted orthodontic activity (UOA)	0
Carry forward orthodontic activity (UOA)	0
Baseline contract value	£466,748.95

ACCESS*

Patients seen in 24 months	Total	Change since previous quarter
Quarter ending December 2017	5,048	
Quarter ending March 2018	5,123	→
Quarter ending June 2018	5,100	→
Quarter ending September 2018	5,071	→
Quarter ending December 2018	5,065	→
Variance since December 2017	0.3%	→



ACTIVITY



Month	Adjusted Scheduled Activity (UDA)	
	2018	2019
April	-60	-268
May	1,138	1,689
June	2,873	2,216
July	3,818	4,194
August	5,035	5,265
September	6,300	6,589
October	7,926	7,981
November	10,248	9,475
December	10,624	9,723
January	11,737	
February	13,129	
March	15,807	
April	16,916	
May	16,998	
June	16,998	

QUALITY

	Quantity	Base Number	Contract	AT	Region	England
% of FP17s for the same patient ID Re-attending within 3 months - Children	131	1,558	8.4%	9.5%	11.3%	11.8%
% of FP17s for the same patient ID Re-attending within 3 months - Adults	443	2,885	15.4%	15.0%	15.3%	15.6%
% of FP17s for the same patient ID Re-attending between 3 & 9 months - Children	937	1,558	60.1%	59.9%	61.1%	58.8%
% of FP17s for the same patient ID Re-attending between 3 & 9 months - Adults	1,321	2,885	45.8%	51.5%	52.4%	51.0%
% of FP17s for Band 1 Urgent Courses	449	4,108	10.9%	9.4%	9.5%	9.0%
% of FP17s Relating to Free Repair or Replacements	17	4,108	0.4%	0.5%	0.7%	0.8%
% of FP17s Relating to Continuations	11	4,108	0.3%	0.8%	0.8%	0.9%
% of Patients satisfied with the dentistry they have received	1	1	N/A	92.5%	93.1%	93.2%
% of Patients satisfied with the time they had to wait for an appointment	1	1	N/A	88.5%	87.8%	88.3%

* This is based on patients treated on this contract for their most recent course of treatment. Figures in italics indicate the base number of FP17s or Patient Questionnaire responses are less than 100. N/A is shown where the base number of responses is less than 10 during the period. % is calculated as Quantity/Base number*100

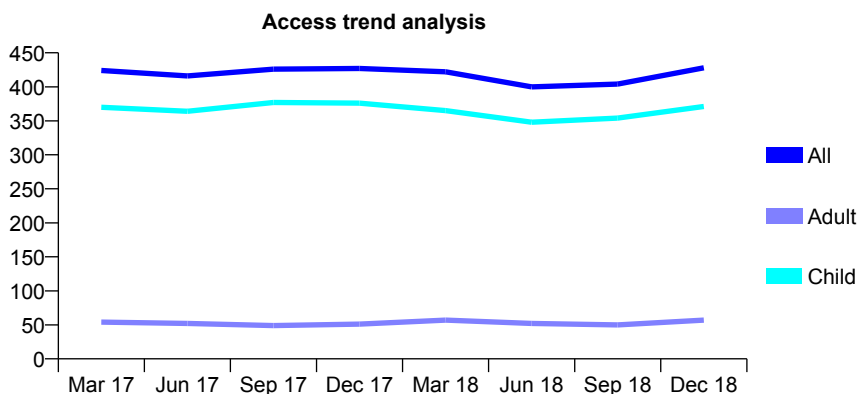
Q68 - Vital Signs At a Glance Contract Report for 192325/0001 - December 2018

Name or company name	CDP (UK) Ltd
Contract type name	GDS Contract
Purpose of contract	General
Contract start date	01/07/2011
Contract end date	

18/19 Contracted general activity (UDA)	779
Carry forward general activity (UDA)	0
18/19 Contracted orthodontic activity (UOA)	0
Carry forward orthodontic activity (UOA)	0
Baseline contract value	£20,384.71

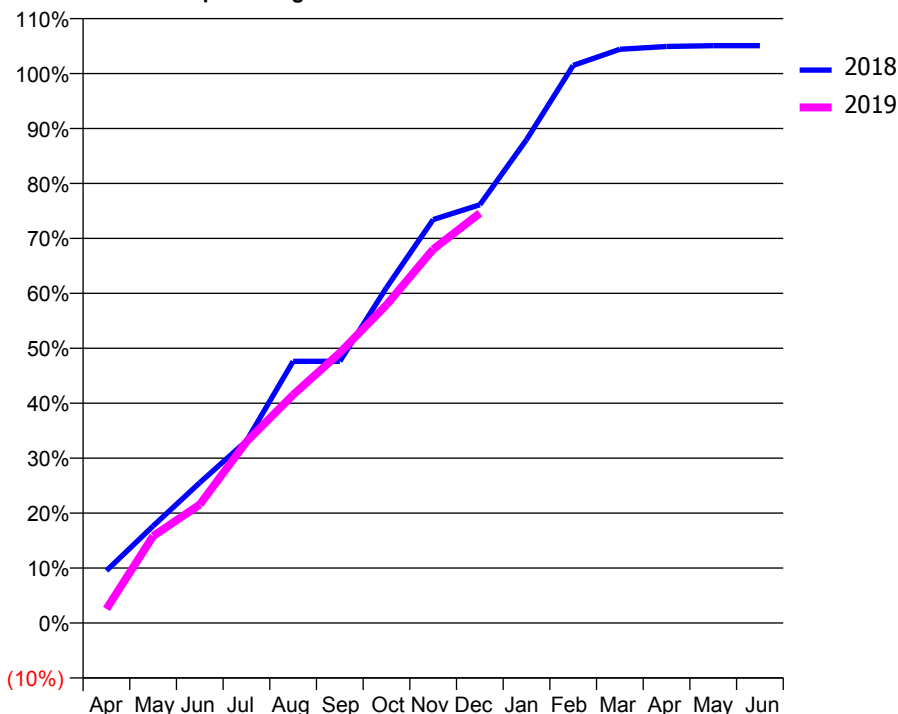
ACCESS*

Patients seen in 24 months	Total	Change since previous quarter
Quarter ending December 2017	427	
Quarter ending March 2018	422	↓
Quarter ending June 2018	400	↓
Quarter ending September 2018	404	→
Quarter ending December 2018	428	↑
Variance since December 2017	0.2%	→



ACTIVITY

Cumulative percentage of contracted UDA delivered 2018 & 2019



Month	Adjusted Scheduled Activity (UDA)	
	2018	2019
April	74	20
May	138	123
June	199	168
July	258	257
August	371	324
September	371	383
October	476	451
November	572	530
December	593	581
January	685	
February	790	
March	813	
April	817	
May	818	
June	818	

QUALITY

	Quantity	Base Number	Contract	AT	Region	England
% of FP17s for the same patient ID Re-attending within 3 months - Children	27	409	6.6%	9.5%	11.3%	11.8%
% of FP17s for the same patient ID Re-attending within 3 months - Adults	3	24	12.5%	15.0%	15.3%	15.6%
% of FP17s for the same patient ID Re-attending between 3 & 9 months - Children	230	409	56.2%	59.9%	61.1%	58.8%
% of FP17s for the same patient ID Re-attending between 3 & 9 months - Adults	14	24	58.3%	51.5%	52.4%	51.0%
% of FP17s for Band 1 Urgent Courses	30	424	7.1%	9.4%	9.5%	9.0%
% of FP17s Relating to Free Repair or Replacements	0	424	0.0%	0.5%	0.7%	0.8%
% of FP17s Relating to Continuations	0	424	0.0%	0.8%	0.8%	0.9%
% of Patients satisfied with the dentistry they have received	3	3	N/A	92.5%	93.1%	93.2%
% of Patients satisfied with the time they had to wait for an appointment	3	3	N/A	88.5%	87.8%	88.3%

* This is based on patients treated on this contract for their most recent course of treatment. Figures in italics indicate the base number of FP17s or Patient Questionnaire responses are less than 100. N/A is shown where the base number of responses is less than 10 during the period. % is calculated as Quantity/Base number*100

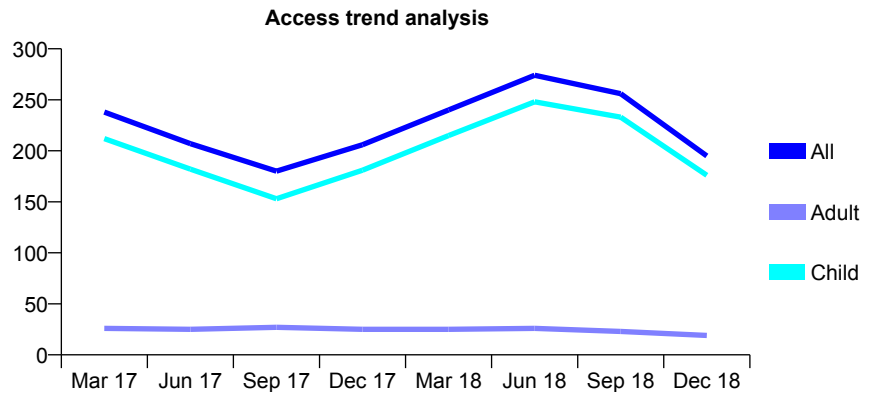
Q68 - Vital Signs At a Glance Contract Report for 192686/0001 - December 2018

Name or company name	Apex Dental Care Merrow Partnership
Contract type name	GDS Contract
Purpose of contract	General
Contract start date	01/04/2014
Contract end date	

18/19 Contracted general activity (UDA)	400
Carry forward general activity (UDA)	8
18/19 Contracted orthodontic activity (UOA)	0
Carry forward orthodontic activity (UOA)	0
Baseline contract value	£10,199.31

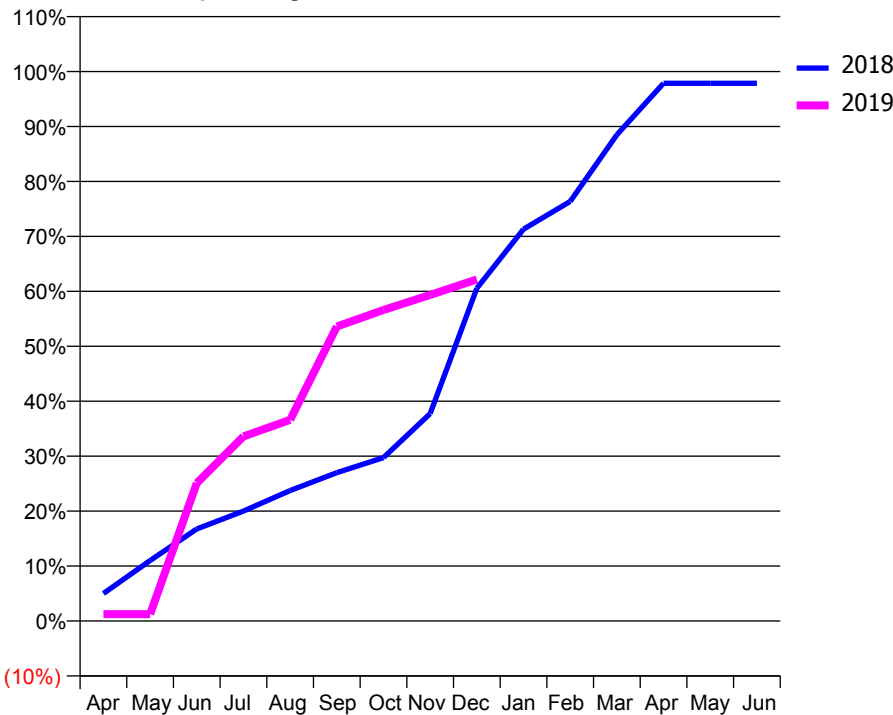
ACCESS*

Patients seen in 24 months	Total	Change since previous quarter
Quarter ending December 2017	206	
Quarter ending March 2018	240	↑
Quarter ending June 2018	274	↑
Quarter ending September 2018	256	↓
Quarter ending December 2018	195	↓
Variance since December 2017	(5.3%)	↓



ACTIVITY

Cumulative percentage of contracted UDA delivered 2018 & 2019



Month	Adjusted Scheduled Activity (UDA)	
	2018	2019
April	20	5
May	44	5
June	67	100
July	80	134
August	95	146
September	108	214
October	119	226
November	151	237
December	242	249
January	285	
February	305	
March	354	
April	391	
May	391	
June	391	

QUALITY

	Quantity	Base Number	Contract	AT	Region	England
% of FP17s for the same patient ID Re-attending within 3 months - Children	9	228	3.9%	9.5%	11.3%	11.8%
% of FP17s for the same patient ID Re-attending within 3 months - Adults	0	5	0.0%	15.0%	15.3%	15.6%
% of FP17s for the same patient ID Re-attending between 3 & 9 months - Children	79	228	34.6%	59.9%	61.1%	58.8%
% of FP17s for the same patient ID Re-attending between 3 & 9 months - Adults	1	5	20.0%	51.5%	52.4%	51.0%
% of FP17s for Band 1 Urgent Courses	3	209	1.4%	9.4%	9.5%	9.0%
% of FP17s Relating to Free Repair or Replacements	0	209	0.0%	0.5%	0.7%	0.8%
% of FP17s Relating to Continuations	0	209	0.0%	0.8%	0.8%	0.9%
% of Patients satisfied with the dentistry they have received	0	0	N/A	92.5%	93.1%	93.2%
% of Patients satisfied with the time they had to wait for an appointment	0	0	N/A	88.5%	87.8%	88.3%

* This is based on patients treated on this contract for their most recent course of treatment. Figures in italics indicate the base number of FP17s or Patient Questionnaire responses are less than 100. N/A is shown where the base number of responses is less than 10 during the period. % is calculated as Quantity/Base number*100

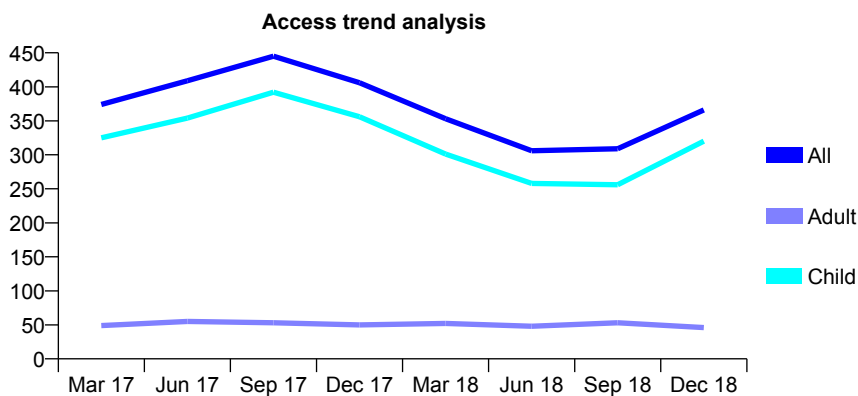
Q68 - Vital Signs At a Glance Contract Report for 192686/0002 - December 2018

Name or company name	Apex Dental Care Merrow Partnership
Contract type name	GDS Contract
Purpose of contract	General
Contract start date	01/04/2014
Contract end date	

18/19 Contracted general activity (UDA)	750
Carry forward general activity (UDA)	0
18/19 Contracted orthodontic activity (UOA)	0
Carry forward orthodontic activity (UOA)	0
Baseline contract value	£17,340.46

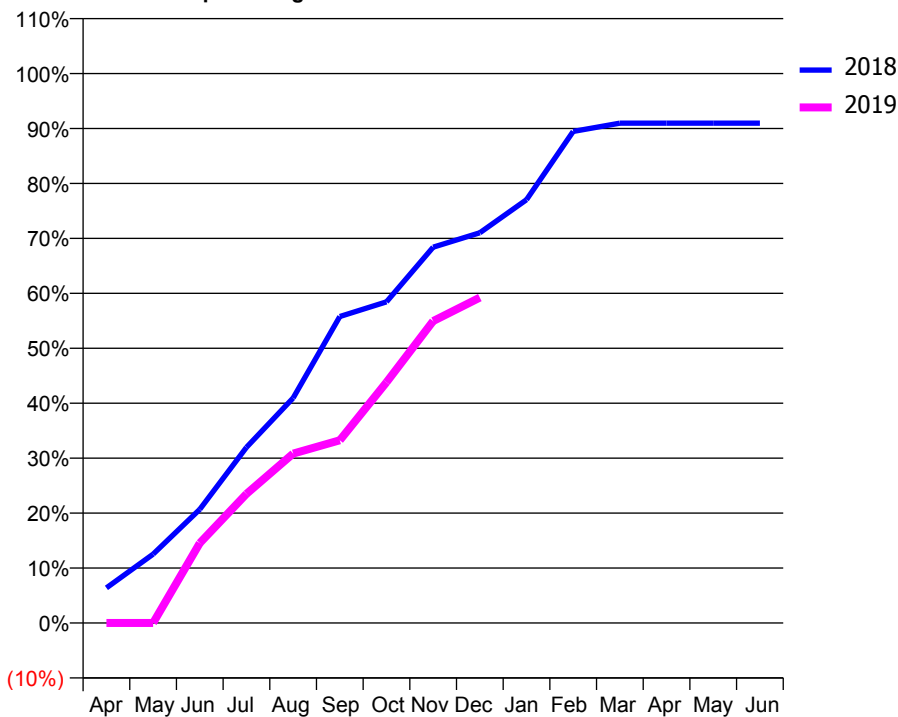
ACCESS*

Patients seen in 24 months	Total	Change since previous quarter
Quarter ending December 2017	406	
Quarter ending March 2018	353	↓
Quarter ending June 2018	306	↓
Quarter ending September 2018	309	→
Quarter ending December 2018	366	↑
Variance since December 2017	(9.9%)	↓



ACTIVITY

Cumulative percentage of contracted UDA delivered 2018 & 2019



Month	Adjusted Scheduled Activity (UDA)	
	2018	2019
April	48	0
May	94	0
June	155	109
July	240	176
August	307	231
September	418	249
October	438	329
November	513	412
December	533	444
January	578	
February	671	
March	682	
April	682	
May	682	
June	682	

QUALITY

	Quantity	Base Number	Contract	AT	Region	England
% of FP17s for the same patient ID Re-attending within 3 months - Children	19	340	5.6%	9.5%	11.3%	11.8%
% of FP17s for the same patient ID Re-attending within 3 months - Adults	0	10	0.0%	15.0%	15.3%	15.6%
% of FP17s for the same patient ID Re-attending between 3 & 9 months - Children	149	340	43.8%	59.9%	61.1%	58.8%
% of FP17s for the same patient ID Re-attending between 3 & 9 months - Adults	4	10	40.0%	51.5%	52.4%	51.0%
% of FP17s for Band 1 Urgent Courses	7	347	2.0%	9.4%	9.5%	9.0%
% of FP17s Relating to Free Repair or Replacements	0	347	0.0%	0.5%	0.7%	0.8%
% of FP17s Relating to Continuations	0	347	0.0%	0.8%	0.8%	0.9%
% of Patients satisfied with the dentistry they have received	0	0	N/A	92.5%	93.1%	93.2%
% of Patients satisfied with the time they had to wait for an appointment	0	0	N/A	88.5%	87.8%	88.3%

* This is based on patients treated on this contract for their most recent course of treatment. Figures in italics indicate the base number of FP17s or Patient Questionnaire responses are less than 100. N/A is shown where the base number of responses is less than 10 during the period. % is calculated as Quantity/Base number*100

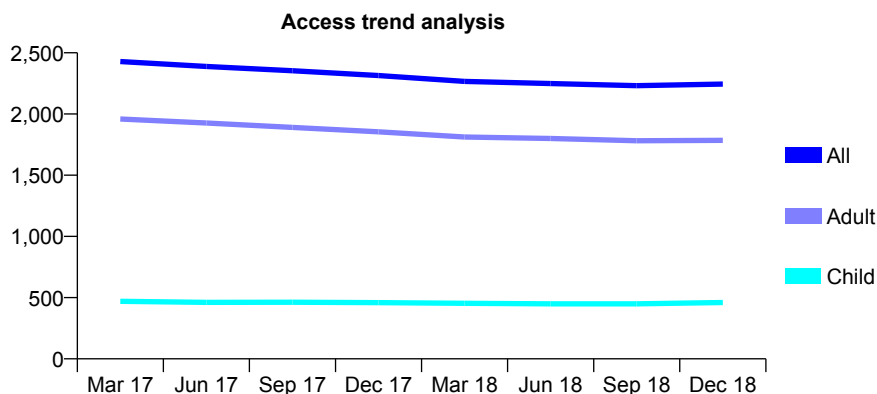
Q68 - Vital Signs At a Glance Contract Report for 192783/0001 - December 2018

Name or company name	Mr Redstone & Associates
Contract type name	GDS Contract
Purpose of contract	General
Contract start date	01/11/2012
Contract end date	

18/19 Contracted general activity (UDA)	7,762
Carry forward general activity (UDA)	810
18/19 Contracted orthodontic activity (UOA)	0
Carry forward orthodontic activity (UOA)	0
Baseline contract value	£179,912.39

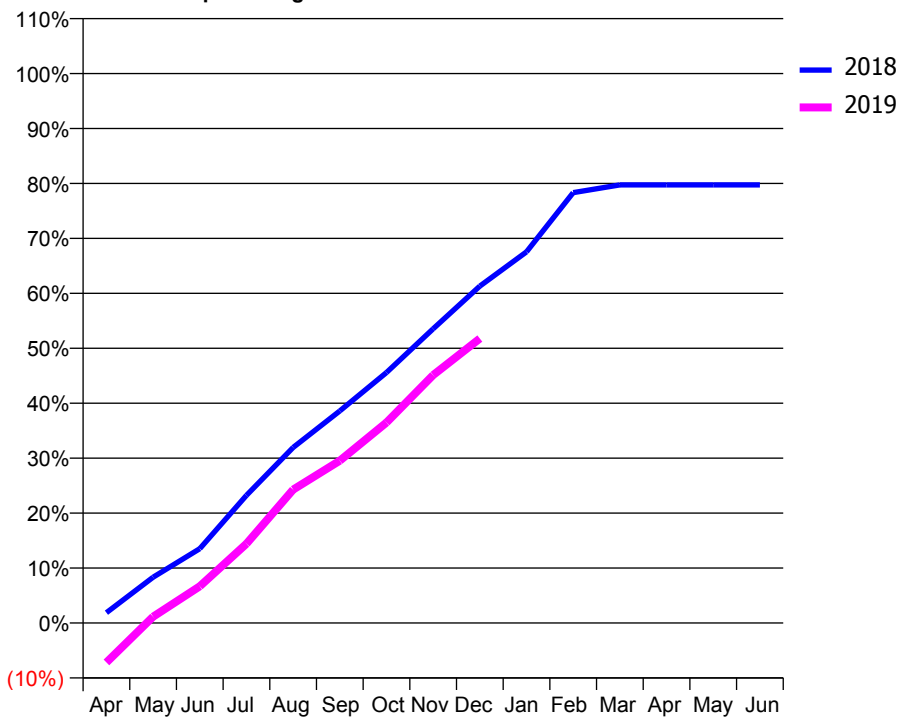
ACCESS*

Patients seen in 24 months	Total	Change since previous quarter
Quarter ending December 2017	2,314	
Quarter ending March 2018	2,266	↓
Quarter ending June 2018	2,249	→
Quarter ending September 2018	2,231	→
Quarter ending December 2018	2,245	→
Variance since December 2017	(3.0%)	↓



ACTIVITY

Cumulative percentage of contracted UDA delivered 2018 & 2019



Month	Adjusted Scheduled Activity (UDA)	
	2018	2019
April	145	-558
May	647	90
June	1,050	520
July	1,803	1,120
August	2,479	1,884
September	2,996	2,293
October	3,539	2,831
November	4,155	3,502
December	4,760	4,018
January	5,244	
February	6,080	
March	6,189	
April	6,189	
May	6,189	
June	6,189	

QUALITY

	Quantity	Base Number	Contract	AT	Region	England
% of FP17s for the same patient ID Re-attending within 3 months - Children	22	540	4.1%	9.5%	11.3%	11.8%
% of FP17s for the same patient ID Re-attending within 3 months - Adults	250	2,036	12.3%	15.0%	15.3%	15.6%
% of FP17s for the same patient ID Re-attending between 3 & 9 months - Children	297	540	55.0%	59.9%	61.1%	58.8%
% of FP17s for the same patient ID Re-attending between 3 & 9 months - Adults	1,063	2,036	52.2%	51.5%	52.4%	51.0%
% of FP17s for Band 1 Urgent Courses	235	2,576	9.1%	9.4%	9.5%	9.0%
% of FP17s Relating to Free Repair or Replacements	12	2,576	0.5%	0.5%	0.7%	0.8%
% of FP17s Relating to Continuations	7	2,576	0.3%	0.8%	0.8%	0.9%
% of Patients satisfied with the dentistry they have received	0	0	N/A	92.5%	93.1%	93.2%
% of Patients satisfied with the time they had to wait for an appointment	0	0	N/A	88.5%	87.8%	88.3%

* This is based on patients treated on this contract for their most recent course of treatment. Figures in italics indicate the base number of FP17s or Patient Questionnaire responses are less than 100. N/A is shown where the base number of responses is less than 10 during the period. % is calculated as Quantity/Base number*100

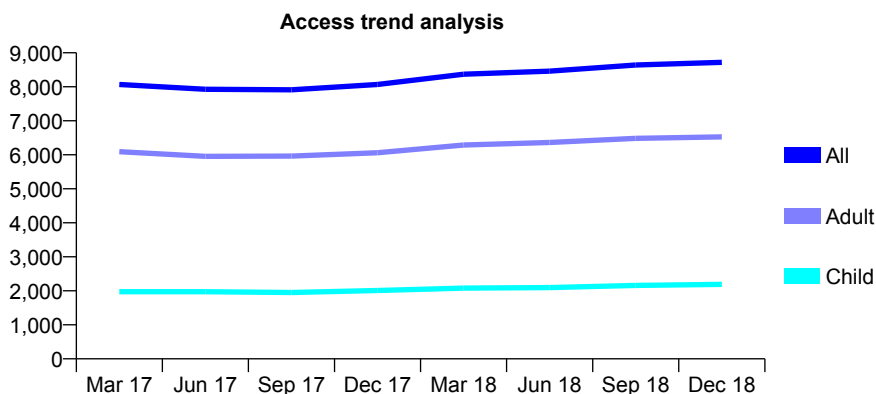
Q68 - Vital Signs At a Glance Contract Report for 193186/0001 - December 2018

Name or company name	M W Botha Limited
Contract type name	GDS Contract
Purpose of contract	General
Contract start date	01/04/2010
Contract end date	

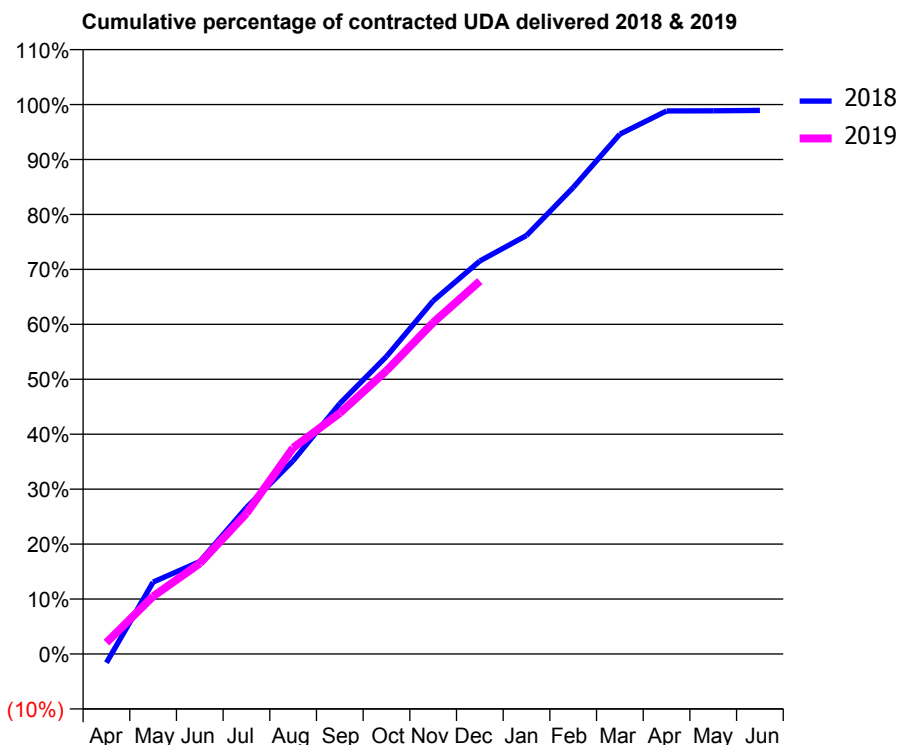
18/19 Contracted general activity (UDA)	21,440
Carry forward general activity (UDA)	230
18/19 Contracted orthodontic activity (UOA)	0
Carry forward orthodontic activity (UOA)	0
Baseline contract value	£673,354.09

ACCESS*

Patients seen in 24 months	Total	Change since previous quarter
Quarter ending December 2017	8,068	
Quarter ending March 2018	8,370	↑
Quarter ending June 2018	8,460	→
Quarter ending September 2018	8,643	↑
Quarter ending December 2018	8,720	→
Variance since December 2017	8.1%	↑



ACTIVITY



Month	Adjusted Scheduled Activity (UDA)	
	2018	2019
April	-345	446
May	2,808	2,253
June	3,607	3,533
July	5,718	5,484
August	7,542	8,046
September	9,773	9,397
October	11,609	11,054
November	13,782	12,934
December	15,337	14,548
January	16,329	
February	18,204	
March	20,285	
April	21,187	
May	21,194	
June	21,210	

QUALITY

	Quantity	Base Number	Contract	AT	Region	England
% of FP17s for the same patient ID Re-attending within 3 months - Children	156	2,208	7.1%	9.5%	11.3%	11.8%
% of FP17s for the same patient ID Re-attending within 3 months - Adults	1,065	5,522	19.3%	15.0%	15.3%	15.6%
% of FP17s for the same patient ID Re-attending between 3 & 9 months - Children	1,050	2,208	47.6%	59.9%	61.1%	58.8%
% of FP17s for the same patient ID Re-attending between 3 & 9 months - Adults	2,006	5,522	36.3%	51.5%	52.4%	51.0%
% of FP17s for Band 1 Urgent Courses	1,434	7,304	19.6%	9.4%	9.5%	9.0%
% of FP17s Relating to Free Repair or Replacements	22	7,304	0.3%	0.5%	0.7%	0.8%
% of FP17s Relating to Continuations	23	7,304	0.3%	0.8%	0.8%	0.9%
% of Patients satisfied with the dentistry they have received	1	2	N/A	92.5%	93.1%	93.2%
% of Patients satisfied with the time they had to wait for an appointment	2	2	N/A	88.5%	87.8%	88.3%

* This is based on patients treated on this contract for their most recent course of treatment. Figures in italics indicate the base number of FP17s or Patient Questionnaire responses are less than 100. N/A is shown where the base number of responses is less than 10 during the period. % is calculated as Quantity/Base number*100

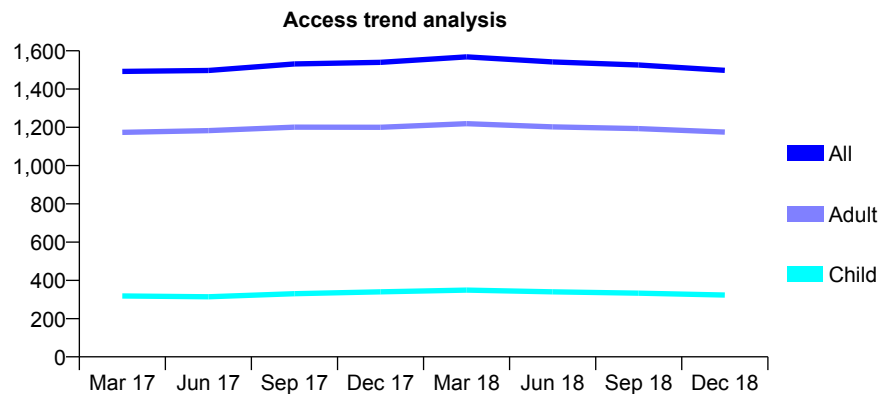
Q68 - Vital Signs At a Glance Contract Report for 193240/0001 - December 2018

Name or company name	Timberhill Dental Practice Ltd
Contract type name	GDS Contract
Purpose of contract	General
Contract start date	01/09/2009
Contract end date	

18/19 Contracted general activity (UDA)	4,942
Carry forward general activity (UDA)	0
18/19 Contracted orthodontic activity (UOA)	0
Carry forward orthodontic activity (UOA)	0
Baseline contract value	£117,583.38

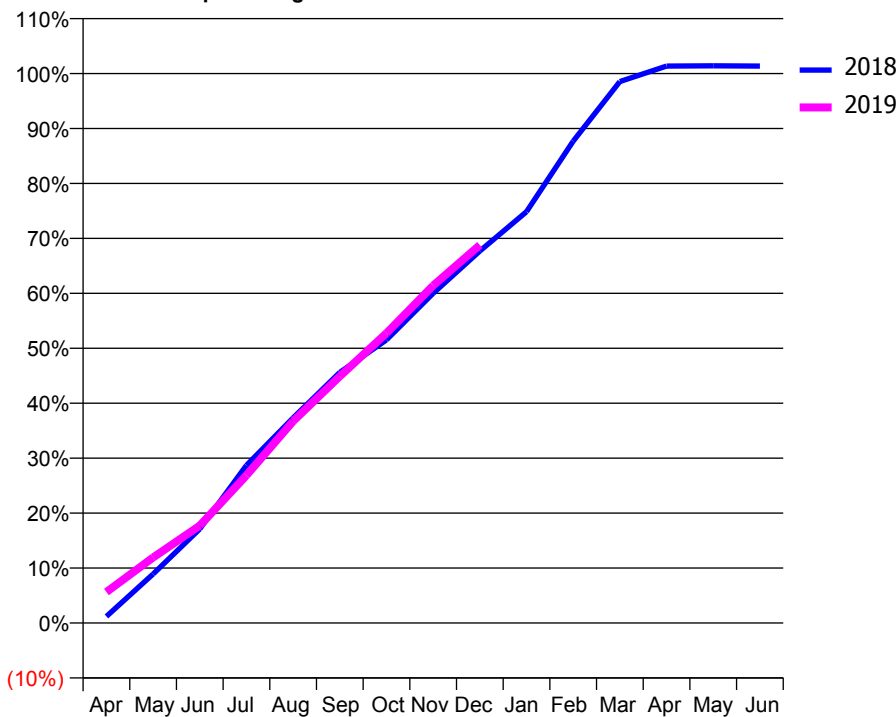
ACCESS*

Patients seen in 24 months	Total	Change since previous quarter
Quarter ending December 2017	1,540	
Quarter ending March 2018	1,568	→
Quarter ending June 2018	1,542	↓
Quarter ending September 2018	1,526	↓
Quarter ending December 2018	1,498	↓
Variance since December 2017	(2.7%)	↓



ACTIVITY

Cumulative percentage of contracted UDA delivered 2018 & 2019



Month	Adjusted Scheduled Activity (UDA)	
	2018	2019
April	60	279
May	441	589
June	846	876
July	1,418	1,328
August	1,846	1,815
September	2,254	2,220
October	2,547	2,607
November	2,965	3,034
December	3,345	3,399
January	3,699	
February	4,333	
March	4,870	
April	5,009	
May	5,011	
June	5,008	

QUALITY

	Quantity	Base Number	Contract	AT	Region	England
% of FP17s for the same patient ID Re-attending within 3 months - Children	43	428	10.0%	9.5%	11.3%	11.8%
% of FP17s for the same patient ID Re-attending within 3 months - Adults	173	1,368	12.6%	15.0%	15.3%	15.6%
% of FP17s for the same patient ID Re-attending between 3 & 9 months - Children	310	428	72.4%	59.9%	61.1%	58.8%
% of FP17s for the same patient ID Re-attending between 3 & 9 months - Adults	946	1,368	69.2%	51.5%	52.4%	51.0%
% of FP17s for Band 1 Urgent Courses	104	1,726	6.0%	9.4%	9.5%	9.0%
% of FP17s Relating to Free Repair or Replacements	21	1,726	1.2%	0.5%	0.7%	0.8%
% of FP17s Relating to Continuations	15	1,726	0.9%	0.8%	0.8%	0.9%
% of Patients satisfied with the dentistry they have received	0	0	N/A	92.5%	93.1%	93.2%
% of Patients satisfied with the time they had to wait for an appointment	0	0	N/A	88.5%	87.8%	88.3%

* This is based on patients treated on this contract for their most recent course of treatment. Figures in italics indicate the base number of FP17s or Patient Questionnaire responses are less than 100. N/A is shown where the base number of responses is less than 10 during the period. % is calculated as Quantity/Base number*100

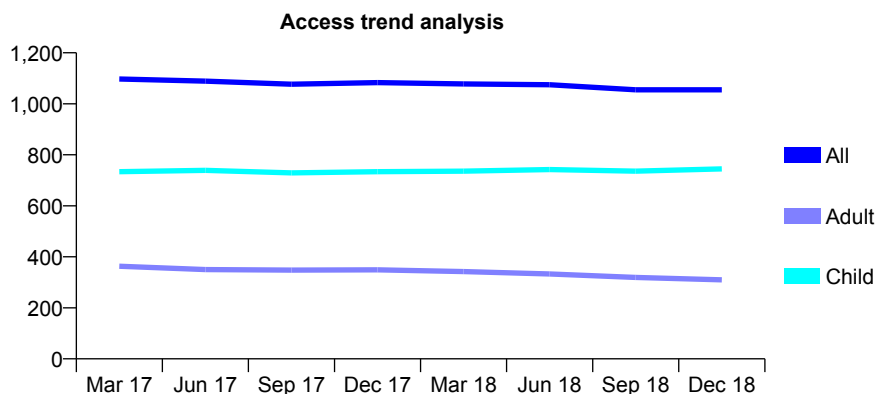
Q68 - Vital Signs At a Glance Contract Report for 193402/0001 - December 2018

Name or company name	Burgess Hill Dental Care Limited
Contract type name	GDS Contract
Purpose of contract	General
Contract start date	01/06/2011
Contract end date	

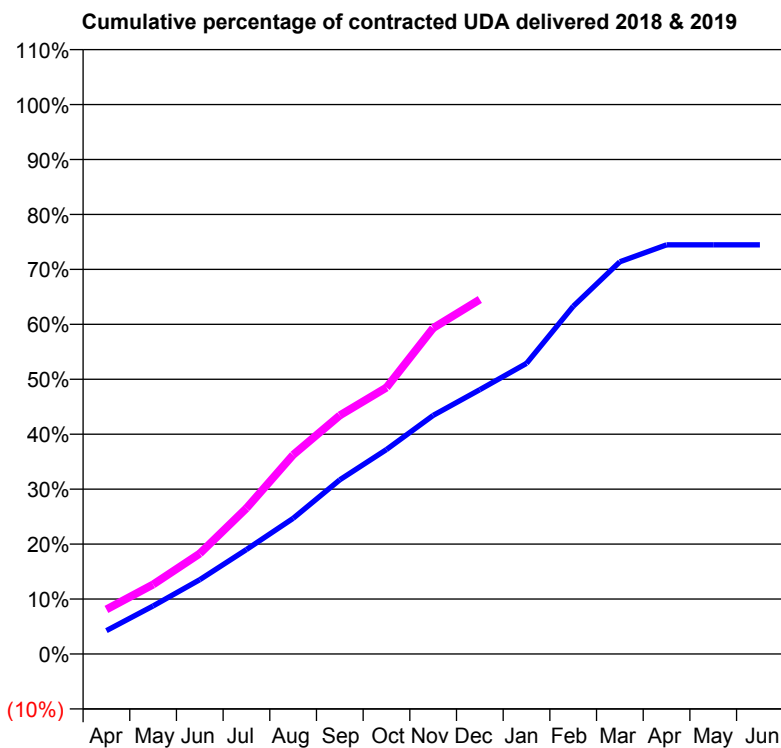
18/19 Contracted general activity (UDA)	2,250
Carry forward general activity (UDA)	0
18/19 Contracted orthodontic activity (UOA)	0
Carry forward orthodontic activity (UOA)	0
Baseline contract value	£52,963.97

ACCESS*

Patients seen in 24 months	Total	Change since previous quarter
Quarter ending December 2017	1,083	
Quarter ending March 2018	1,078	→
Quarter ending June 2018	1,075	→
Quarter ending September 2018	1,055	↓
Quarter ending December 2018	1,055	→
Variance since December 2017	(2.6%)	↓



ACTIVITY



Adjusted Scheduled Activity (UDA)		
Month	2018	2019
April	127	182
May	260	285
June	402	412
July	566	597
August	734	816
September	943	977
October	1,107	1,091
November	1,292	1,335
December	1,431	1,452
January	1,574	
February	1,883	
March	2,124	
April	2,216	
May	2,216	
June	2,216	

QUALITY

	Quantity	Base Number	Contract	AT	Region	England
% of FP17s for the same patient ID Re-attending within 3 months - Children	51	926	5.5%	9.5%	11.3%	11.8%
% of FP17s for the same patient ID Re-attending within 3 months - Adults	16	218	7.3%	15.0%	15.3%	15.6%
% of FP17s for the same patient ID Re-attending between 3 & 9 months - Children	682	926	73.7%	59.9%	61.1%	58.8%
% of FP17s for the same patient ID Re-attending between 3 & 9 months - Adults	141	218	64.7%	51.5%	52.4%	51.0%
% of FP17s for Band 1 Urgent Courses	23	1,082	2.1%	9.4%	9.5%	9.0%
% of FP17s Relating to Free Repair or Replacements	0	1,082	0.0%	0.5%	0.7%	0.8%
% of FP17s Relating to Continuations	15	1,082	1.4%	0.8%	0.8%	0.9%
% of Patients satisfied with the dentistry they have received	0	0	N/A	92.5%	93.1%	93.2%
% of Patients satisfied with the time they had to wait for an appointment	0	0	N/A	88.5%	87.8%	88.3%

* This is based on patients treated on this contract for their most recent course of treatment. Figures in italics indicate the base number of FP17s or Patient Questionnaire responses are less than 100. N/A is shown where the base number of responses is less than 10 during the period. % is calculated as Quantity/Base number*100

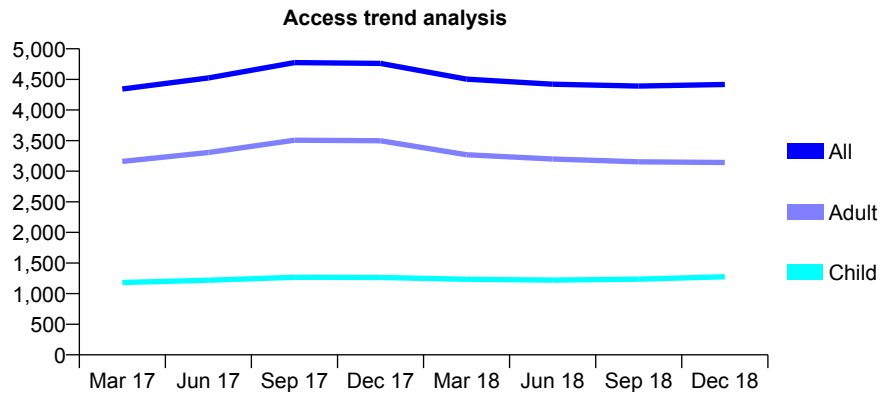
Q68 - Vital Signs At a Glance Contract Report for 193569/0001 - December 2018

Name or company name	Hollybush Dental Care Limited
Contract type name	GDS Contract
Purpose of contract	General
Contract start date	01/01/2008
Contract end date	

18/19 Contracted general activity (UDA)	10,760
Carry forward general activity (UDA)	256
18/19 Contracted orthodontic activity (UOA)	0
Carry forward orthodontic activity (UOA)	0
Baseline contract value	£290,797.73

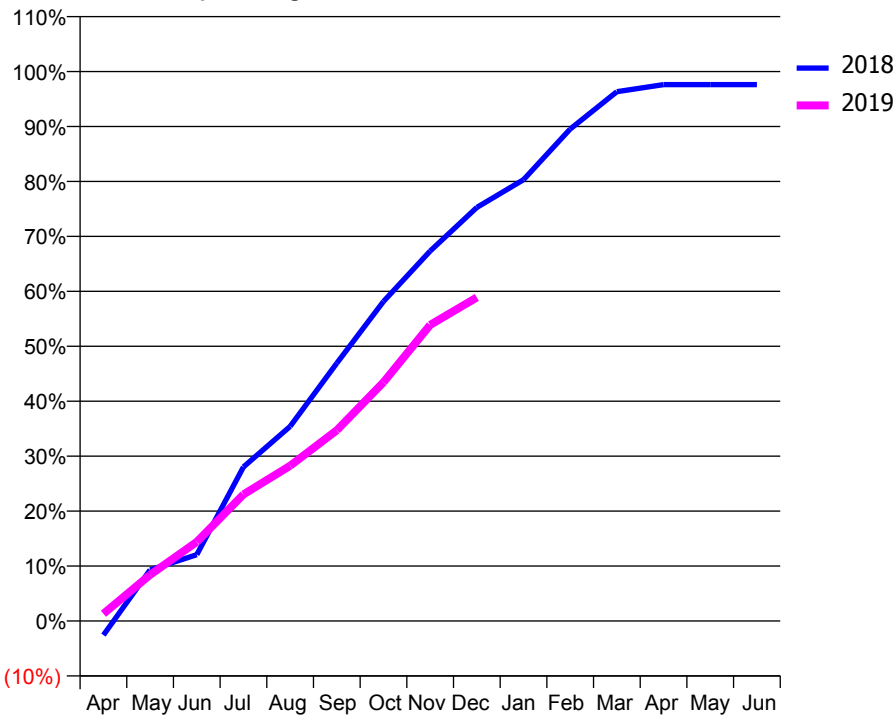
ACCESS*

Patients seen in 24 months	Total	Change since previous quarter
Quarter ending December 2017	4,762	
Quarter ending March 2018	4,504	↓
Quarter ending June 2018	4,422	↓
Quarter ending September 2018	4,390	→
Quarter ending December 2018	4,418	→
Variance since December 2017	(7.2%)	↓



ACTIVITY

Cumulative percentage of contracted UDA delivered 2018 & 2019



Month	Adjusted Scheduled Activity (UDA)	
	2018	2019
April	-279	142
May	1,003	904
June	1,299	1,549
July	3,018	2,478
August	3,812	3,042
September	5,050	3,736
October	6,256	4,675
November	7,244	5,797
December	8,099	6,336
January	8,642	
February	9,633	
March	10,365	
April	10,504	
May	10,504	
June	10,504	

QUALITY

	Quantity	Base Number	Contract	AT	Region	England
% of FP17s for the same patient ID Re-attending within 3 months - Children	63	1,008	6.3%	9.5%	11.3%	11.8%
% of FP17s for the same patient ID Re-attending within 3 months - Adults	229	2,145	10.7%	15.0%	15.3%	15.6%
% of FP17s for the same patient ID Re-attending between 3 & 9 months - Children	372	1,008	36.9%	59.9%	61.1%	58.8%
% of FP17s for the same patient ID Re-attending between 3 & 9 months - Adults	661	2,145	30.8%	51.5%	52.4%	51.0%
% of FP17s for Band 1 Urgent Courses	421	3,130	13.5%	9.4%	9.5%	9.0%
% of FP17s Relating to Free Repair or Replacements	1	3,130	0.0%	0.5%	0.7%	0.8%
% of FP17s Relating to Continuations	56	3,130	1.8%	0.8%	0.8%	0.9%
% of Patients satisfied with the dentistry they have received	1	1	N/A	92.5%	93.1%	93.2%
% of Patients satisfied with the time they had to wait for an appointment	1	1	N/A	88.5%	87.8%	88.3%

* This is based on patients treated on this contract for their most recent course of treatment. Figures in italics indicate the base number of FP17s or Patient Questionnaire responses are less than 100. N/A is shown where the base number of responses is less than 10 during the period. % is calculated as Quantity/Base number*100

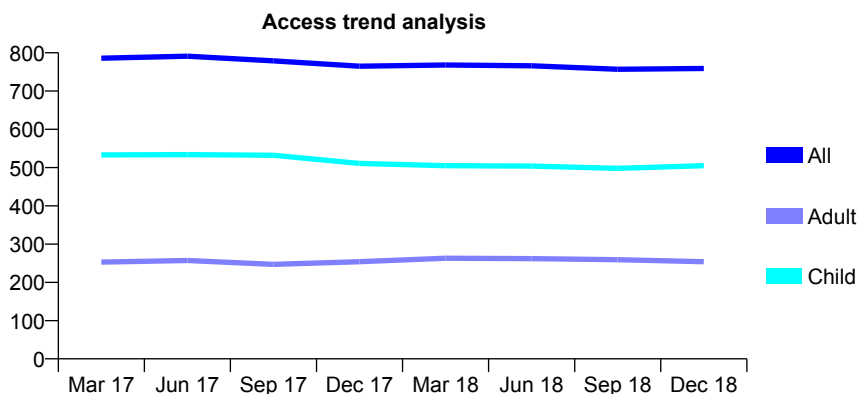
Q68 - Vital Signs At a Glance Contract Report for 193593/0001 - December 2018

Name or company name	Westdene Dental Practice
Contract type name	GDS Contract
Purpose of contract	General
Contract start date	07/04/2015
Contract end date	

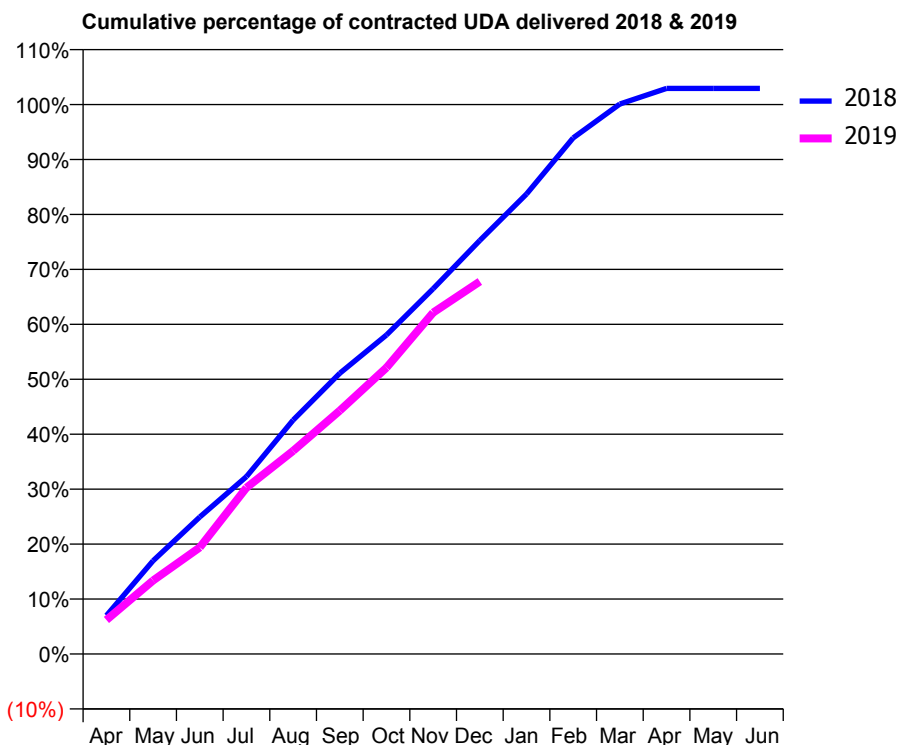
18/19 Contracted general activity (UDA)	1,450
Carry forward general activity (UDA)	0
18/19 Contracted orthodontic activity (UOA)	0
Carry forward orthodontic activity (UOA)	0
Baseline contract value	£32,854.04

ACCESS*

Patients seen in 24 months	Total	Change since previous quarter
Quarter ending December 2017	765	
Quarter ending March 2018	768	→
Quarter ending June 2018	766	→
Quarter ending September 2018	757	↓
Quarter ending December 2018	759	→
Variance since December 2017	(0.8%)	→



ACTIVITY



Month	Adjusted Scheduled Activity (UDA)	
	2018	2019
April	102	90
May	246	194
June	361	281
July	468	439
August	617	536
September	741	642
October	842	756
November	964	901
December	1,091	983
January	1,214	
February	1,362	
March	1,451	
April	1,493	
May	1,493	
June	1,493	

QUALITY

	Quantity	Base Number	Contract	AT	Region	England
% of FP17s for the same patient ID Re-attending within 3 months - Children	32	576	5.6%	9.5%	11.3%	11.8%
% of FP17s for the same patient ID Re-attending within 3 months - Adults	14	181	7.7%	15.0%	15.3%	15.6%
% of FP17s for the same patient ID Re-attending between 3 & 9 months - Children	359	576	62.3%	59.9%	61.1%	58.8%
% of FP17s for the same patient ID Re-attending between 3 & 9 months - Adults	94	181	51.9%	51.5%	52.4%	51.0%
% of FP17s for Band 1 Urgent Courses	10	722	1.4%	9.4%	9.5%	9.0%
% of FP17s Relating to Free Repair or Replacements	0	722	0.0%	0.5%	0.7%	0.8%
% of FP17s Relating to Continuations	11	722	1.5%	0.8%	0.8%	0.9%
% of Patients satisfied with the dentistry they have received	0	0	N/A	92.5%	93.1%	93.2%
% of Patients satisfied with the time they had to wait for an appointment	0	0	N/A	88.5%	87.8%	88.3%

* This is based on patients treated on this contract for their most recent course of treatment. Figures in italics indicate the base number of FP17s or Patient Questionnaire responses are less than 100. N/A is shown where the base number of responses is less than 10 during the period. % is calculated as Quantity/Base number*100

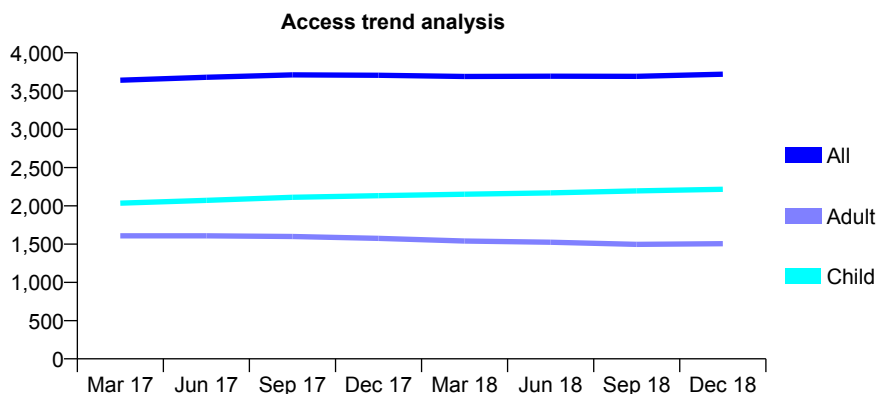
Q68 - Vital Signs At a Glance Contract Report for 193739/0001 - December 2018

Name or company name	Grand Avenue Dental Practice
Contract type name	GDS Contract
Purpose of contract	General
Contract start date	01/04/2006
Contract end date	

18/19 Contracted general activity (UDA)	7,425
Carry forward general activity (UDA)	0
18/19 Contracted orthodontic activity (UOA)	0
Carry forward orthodontic activity (UOA)	0
Baseline contract value	£165,394.50

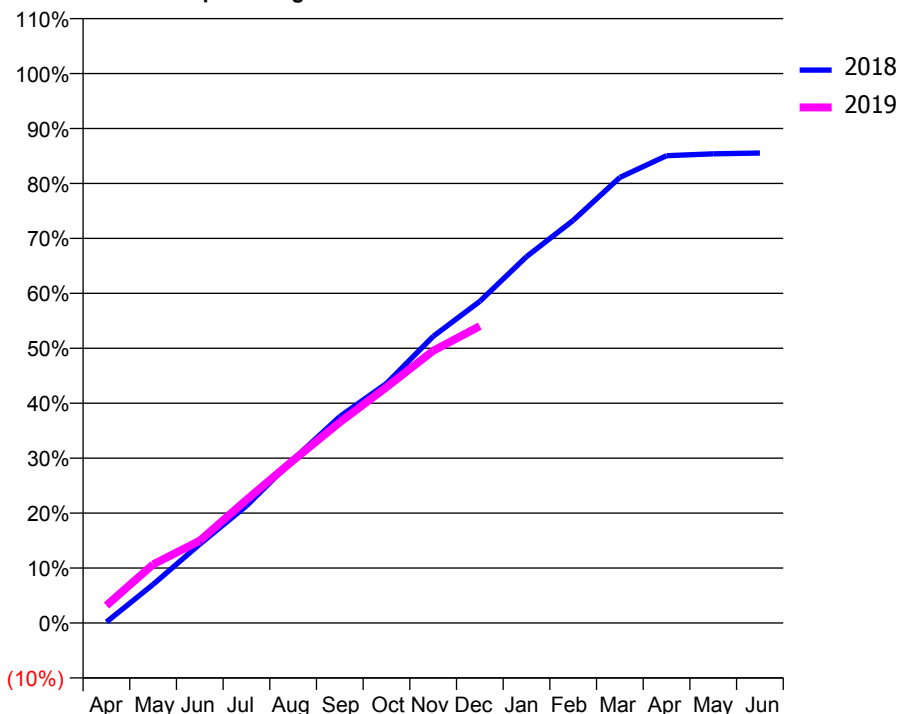
ACCESS*

Patients seen in 24 months	Total	Change since previous quarter
Quarter ending December 2017	3,707	
Quarter ending March 2018	3,691	→
Quarter ending June 2018	3,694	→
Quarter ending September 2018	3,692	→
Quarter ending December 2018	3,721	→
Variance since December 2017	0.4%	→



ACTIVITY

Cumulative percentage of contracted UDA delivered 2018 & 2019



Month	Adjusted Scheduled Activity (UDA)	
	2018	2019
April	13	238
May	522	792
June	1,065	1,112
July	1,583	1,663
August	2,208	2,198
September	2,790	2,712
October	3,237	3,186
November	3,873	3,678
December	4,348	4,012
January	4,950	
February	5,440	
March	6,021	
April	6,314	
May	6,341	
June	6,351	

QUALITY

	Quantity	Base Number	Contract	AT	Region	England
% of FP17s for the same patient ID Re-attending within 3 months - Children	118	2,279	5.2%	9.5%	11.3%	11.8%
% of FP17s for the same patient ID Re-attending within 3 months - Adults	86	1,141	7.5%	15.0%	15.3%	15.6%
% of FP17s for the same patient ID Re-attending between 3 & 9 months - Children	1,434	2,279	62.9%	59.9%	61.1%	58.8%
% of FP17s for the same patient ID Re-attending between 3 & 9 months - Adults	661	1,141	57.9%	51.5%	52.4%	51.0%
% of FP17s for Band 1 Urgent Courses	155	3,172	4.9%	9.4%	9.5%	9.0%
% of FP17s Relating to Free Repair or Replacements	1	3,172	0.0%	0.5%	0.7%	0.8%
% of FP17s Relating to Continuations	10	3,172	0.3%	0.8%	0.8%	0.9%
% of Patients satisfied with the dentistry they have received	2	3	N/A	92.5%	93.1%	93.2%
% of Patients satisfied with the time they had to wait for an appointment	3	3	N/A	88.5%	87.8%	88.3%

* This is based on patients treated on this contract for their most recent course of treatment. Figures in italics indicate the base number of FP17s or Patient Questionnaire responses are less than 100. N/A is shown where the base number of responses is less than 10 during the period. % is calculated as Quantity/Base number*100

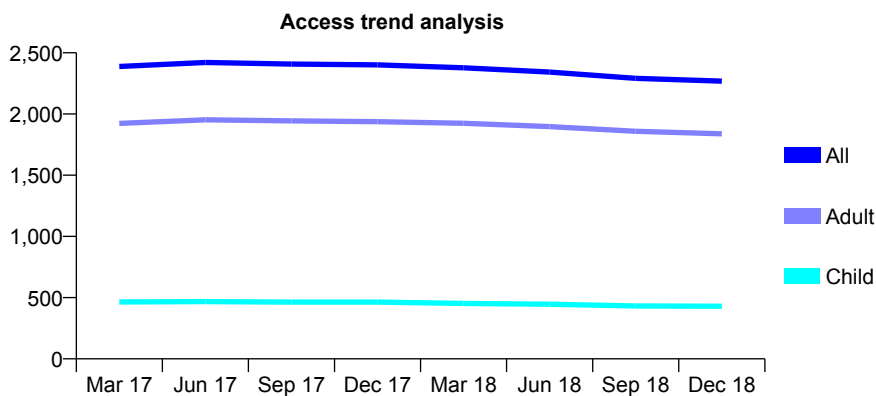
Q68 - Vital Signs At a Glance Contract Report for 193828/0001 - December 2018

Name or company name	Rottingdean Dental Care
Contract type name	GDS Contract
Purpose of contract	General
Contract start date	01/11/2009
Contract end date	

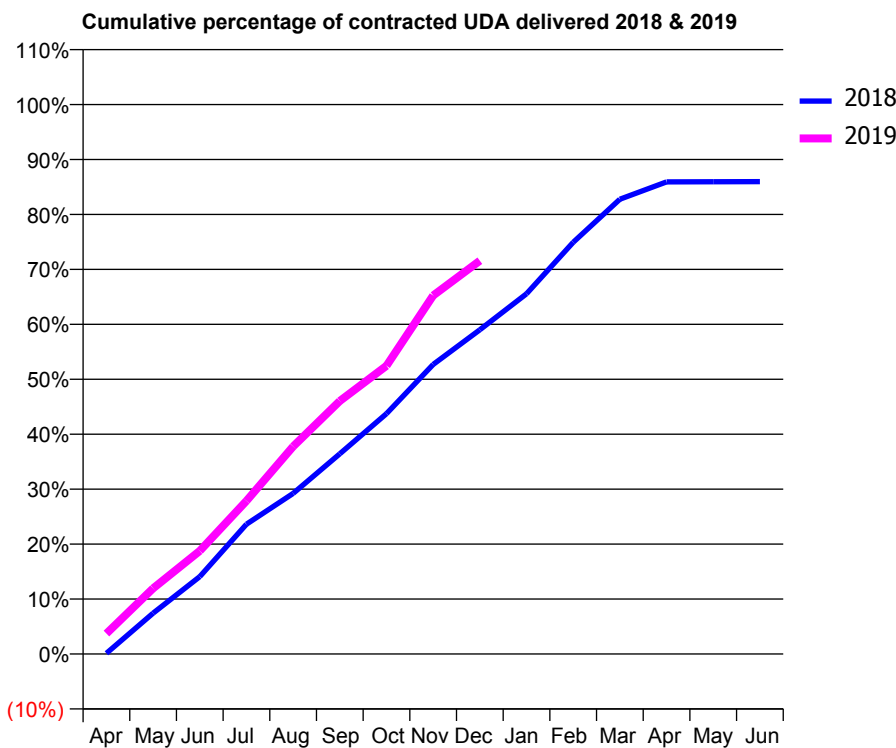
18/19 Contracted general activity (UDA)	6,878
Carry forward general activity (UDA)	0
18/19 Contracted orthodontic activity (UOA)	0
Carry forward orthodontic activity (UOA)	0
Baseline contract value	£180,847.63

ACCESS*

Patients seen in 24 months	Total	Change since previous quarter
Quarter ending December 2017	2,401	
Quarter ending March 2018	2,377	→
Quarter ending June 2018	2,343	↓
Quarter ending September 2018	2,291	↓
Quarter ending December 2018	2,268	↓
Variance since December 2017	(5.5%)	↓



ACTIVITY



Month	Adjusted Scheduled Activity (UDA)	
	2018	2019
April	10	256
May	595	823
June	1,127	1,291
July	1,891	1,916
August	2,339	2,597
September	2,916	3,167
October	3,499	3,608
November	4,216	4,487
December	4,720	4,923
January	5,244	
February	5,994	
March	6,621	
April	6,873	
May	6,876	
June	6,878	

QUALITY

	Quantity	Base Number	Contract	AT	Region	England
% of FP17s for the same patient ID Re-attending within 3 months - Children	78	581	13.4%	9.5%	11.3%	11.8%
% of FP17s for the same patient ID Re-attending within 3 months - Adults	386	2,300	16.8%	15.0%	15.3%	15.6%
% of FP17s for the same patient ID Re-attending between 3 & 9 months - Children	396	581	68.2%	59.9%	61.1%	58.8%
% of FP17s for the same patient ID Re-attending between 3 & 9 months - Adults	1,559	2,300	67.8%	51.5%	52.4%	51.0%
% of FP17s for Band 1 Urgent Courses	233	2,744	8.5%	9.4%	9.5%	9.0%
% of FP17s Relating to Free Repair or Replacements	32	2,744	1.2%	0.5%	0.7%	0.8%
% of FP17s Relating to Continuations	19	2,744	0.7%	0.8%	0.8%	0.9%
% of Patients satisfied with the dentistry they have received	0	0	N/A	92.5%	93.1%	93.2%
% of Patients satisfied with the time they had to wait for an appointment	0	0	N/A	88.5%	87.8%	88.3%

* This is based on patients treated on this contract for their most recent course of treatment. Figures in italics indicate the base number of FP17s or Patient Questionnaire responses are less than 100. N/A is shown where the base number of responses is less than 10 during the period. % is calculated as Quantity/Base number*100

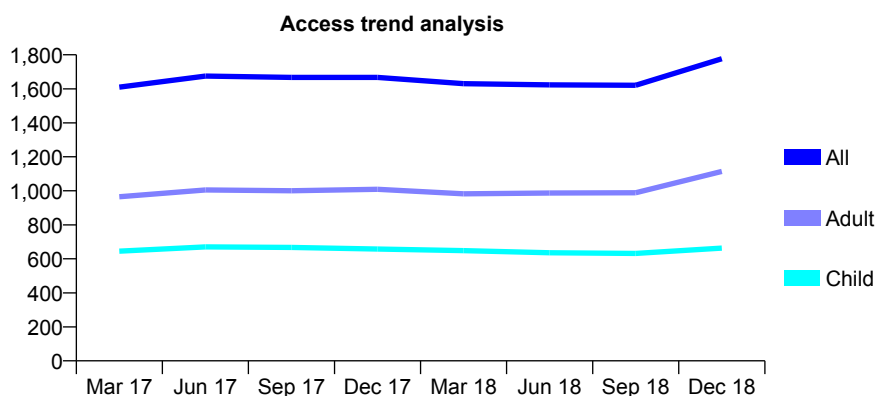
Q68 - Vital Signs At a Glance Contract Report for 194883/0001 - December 2018

Name or company name	Church Road Dental Care
Contract type name	GDS Contract
Purpose of contract	General
Contract start date	01/04/2013
Contract end date	

18/19 Contracted general activity (UDA)	3,438
Carry forward general activity (UDA)	0
18/19 Contracted orthodontic activity (UOA)	0
Carry forward orthodontic activity (UOA)	0
Baseline contract value	£84,364.02

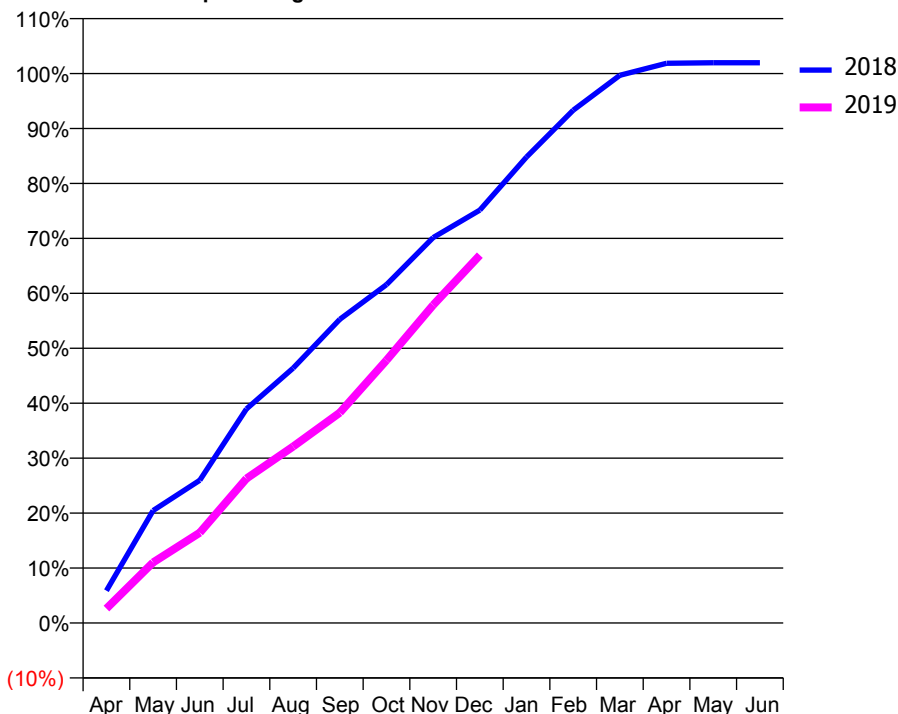
ACCESS*

Patients seen in 24 months	Total	Change since previous quarter
Quarter ending December 2017	1,667	
Quarter ending March 2018	1,630	↓
Quarter ending June 2018	1,623	→
Quarter ending September 2018	1,621	→
Quarter ending December 2018	1,777	↑
Variance since December 2017	6.6%	↑



ACTIVITY

Cumulative percentage of contracted UDA delivered 2018 & 2019



Adjusted Scheduled Activity (UDA)

Month	2018	2019
April	202	91
May	704	379
June	893	565
July	1,340	904
August	1,595	1,104
September	1,900	1,316
October	2,117	1,644
November	2,411	1,989
December	2,583	2,301
January	2,916	
February	3,208	
March	3,427	
April	3,502	
May	3,505	
June	3,505	

QUALITY

	Quantity	Base Number	Contract	AT	Region	England
% of FP17s for the same patient ID Re-attending within 3 months - Children	35	648	5.4%	9.5%	11.3%	11.8%
% of FP17s for the same patient ID Re-attending within 3 months - Adults	78	850	9.2%	15.0%	15.3%	15.6%
% of FP17s for the same patient ID Re-attending between 3 & 9 months - Children	281	648	43.4%	59.9%	61.1%	58.8%
% of FP17s for the same patient ID Re-attending between 3 & 9 months - Adults	269	850	31.6%	51.5%	52.4%	51.0%
% of FP17s for Band 1 Urgent Courses	105	1,327	7.9%	9.4%	9.5%	9.0%
% of FP17s Relating to Free Repair or Replacements	4	1,327	0.3%	0.5%	0.7%	0.8%
% of FP17s Relating to Continuations	0	1,327	0.0%	0.8%	0.8%	0.9%
% of Patients satisfied with the dentistry they have received	0	0	N/A	92.5%	93.1%	93.2%
% of Patients satisfied with the time they had to wait for an appointment	0	0	N/A	88.5%	87.8%	88.3%

* This is based on patients treated on this contract for their most recent course of treatment. Figures in italics indicate the base number of FP17s or Patient Questionnaire responses are less than 100. N/A is shown where the base number of responses is less than 10 during the period. % is calculated as Quantity/Base number*100

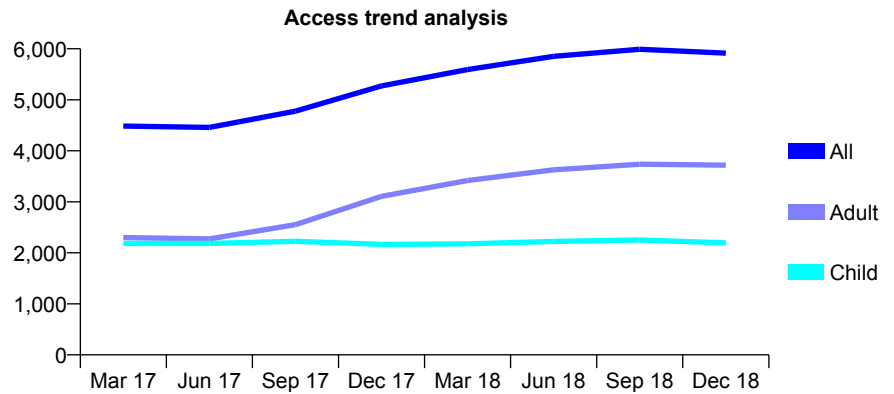
Q68 - Vital Signs At a Glance Contract Report for 195138/0001 - December 2018

Name or company name	Mr Manish Patel & Mrs Preeti Patel
Contract type name	GDS Contract
Purpose of contract	General
Contract start date	16/01/2012
Contract end date	

18/19 Contracted general activity (UDA)	15,000
Carry forward general activity (UDA)	0
18/19 Contracted orthodontic activity (UOA)	0
Carry forward orthodontic activity (UOA)	0
Baseline contract value	£413,602.52

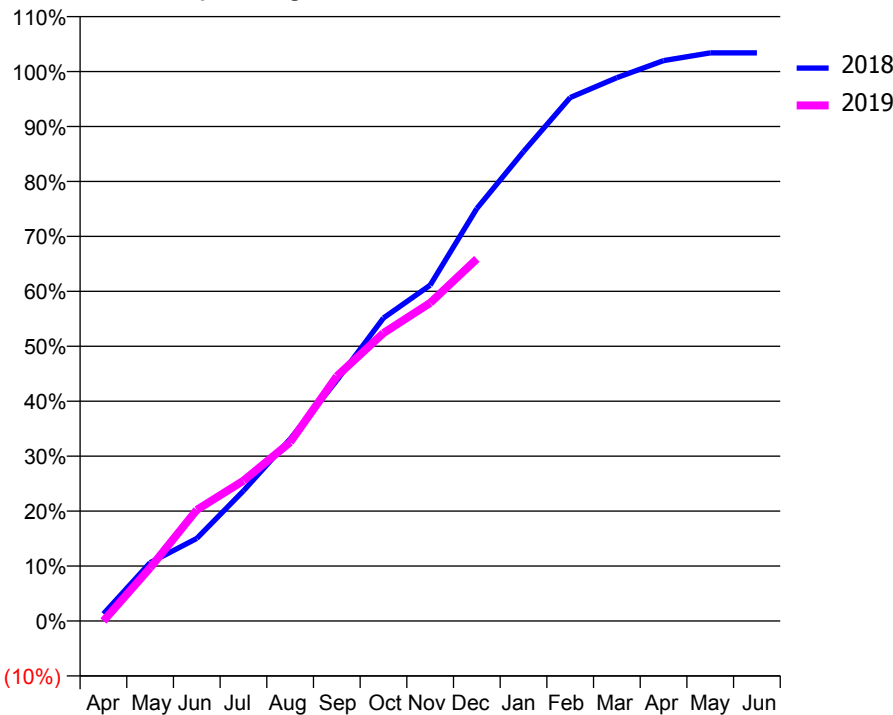
ACCESS*

Patients seen in 24 months	Total	Change since previous quarter
Quarter ending December 2017	5,271	
Quarter ending March 2018	5,594	↑
Quarter ending June 2018	5,852	↑
Quarter ending September 2018	5,990	↑
Quarter ending December 2018	5,916	↓
Variance since December 2017	12.2%	↑



ACTIVITY

Cumulative percentage of contracted UDA delivered 2018 & 2019



Month	Adjusted Scheduled Activity (UDA)	
	2018	2019
April	194	0
May	1,594	1,449
June	2,255	3,034
July	3,555	3,830
August	4,967	4,880
September	6,569	6,683
October	8,273	7,862
November	9,169	8,682
December	11,262	9,886
January	12,816	
February	14,287	
March	14,830	
April	15,299	
May	15,509	
June	15,508	

QUALITY

	Quantity	Base Number	Contract	AT	Region	England
% of FP17s for the same patient ID Re-attending within 3 months - Children	111	2,140	5.2%	9.5%	11.3%	11.8%
% of FP17s for the same patient ID Re-attending within 3 months - Adults	150	2,073	7.2%	15.0%	15.3%	15.6%
% of FP17s for the same patient ID Re-attending between 3 & 9 months - Children	846	2,140	39.5%	59.9%	61.1%	58.8%
% of FP17s for the same patient ID Re-attending between 3 & 9 months - Adults	723	2,073	34.9%	51.5%	52.4%	51.0%
% of FP17s for Band 1 Urgent Courses	144	3,950	3.6%	9.4%	9.5%	9.0%
% of FP17s Relating to Free Repair or Replacements	6	3,950	0.2%	0.5%	0.7%	0.8%
% of FP17s Relating to Continuations	16	3,950	0.4%	0.8%	0.8%	0.9%
% of Patients satisfied with the dentistry they have received	1	1	N/A	92.5%	93.1%	93.2%
% of Patients satisfied with the time they had to wait for an appointment	0	1	N/A	88.5%	87.8%	88.3%

* This is based on patients treated on this contract for their most recent course of treatment. Figures in italics indicate the base number of FP17s or Patient Questionnaire responses are less than 100. N/A is shown where the base number of responses is less than 10 during the period. % is calculated as Quantity/Base number*100

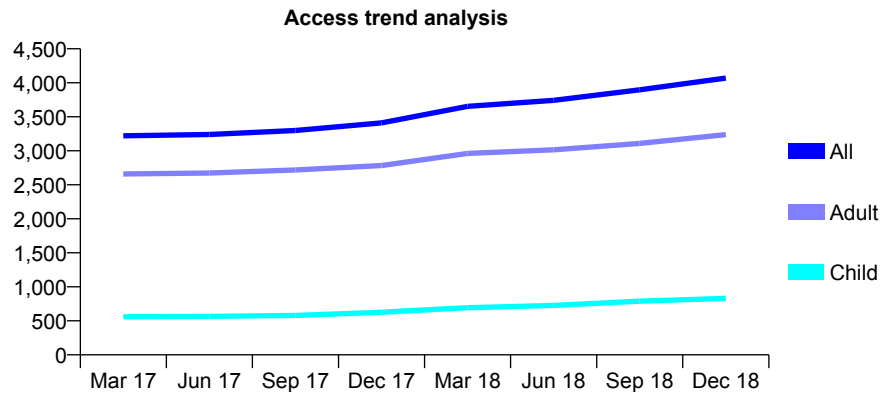
Q68 - Vital Signs At a Glance Contract Report for 195553/0001 - December 2018

Name or company name	Dr Satnam Louis Limited
Contract type name	GDS Contract
Purpose of contract	General
Contract start date	01/04/2010
Contract end date	

18/19 Contracted general activity (UDA)	11,000
Carry forward general activity (UDA)	431
18/19 Contracted orthodontic activity (UOA)	0
Carry forward orthodontic activity (UOA)	0
Baseline contract value	£346,964.75

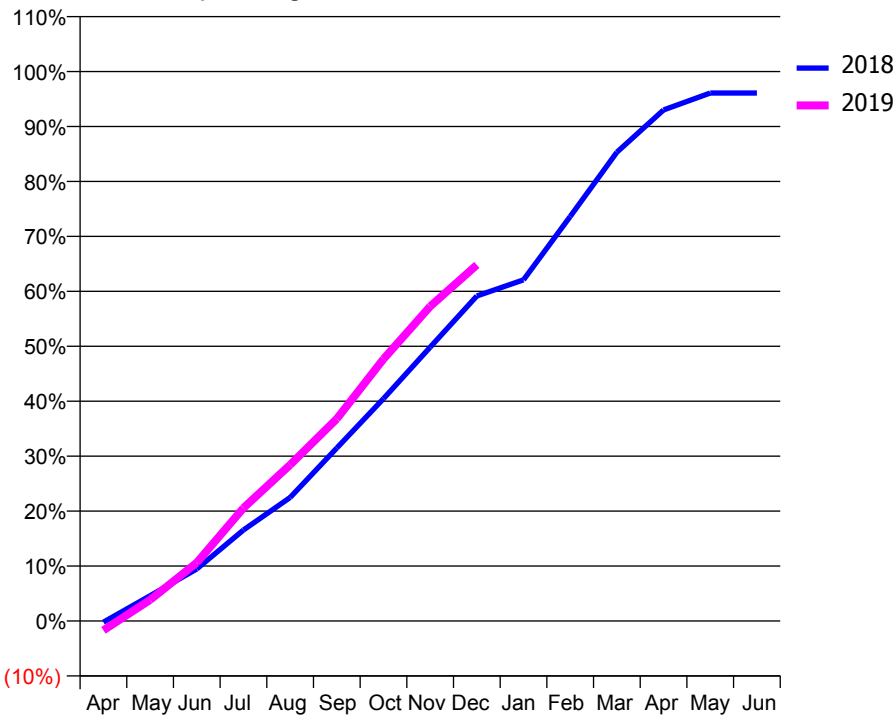
ACCESS*

Patients seen in 24 months	Total	Change since previous quarter
Quarter ending December 2017	3,410	
Quarter ending March 2018	3,654	↑
Quarter ending June 2018	3,742	↑
Quarter ending September 2018	3,897	↑
Quarter ending December 2018	4,069	↑
Variance since December 2017	19.3%	↑



ACTIVITY

Cumulative percentage of contracted UDA delivered 2018 & 2019



Month	Adjusted Scheduled Activity (UDA)	
	2018	2019
April	-24	-189
May	507	422
June	1,043	1,167
July	1,822	2,263
August	2,474	3,126
September	3,464	4,049
October	4,450	5,244
November	5,482	6,300
December	6,507	7,129
January	6,829	
February	8,096	
March	9,384	
April	10,231	
May	10,568	
June	10,568	

QUALITY

	Quantity	Base Number	Contract	AT	Region	England
% of FP17s for the same patient ID Re-attending within 3 months - Children	49	847	5.8%	9.5%	11.3%	11.8%
% of FP17s for the same patient ID Re-attending within 3 months - Adults	422	3,637	11.6%	15.0%	15.3%	15.6%
% of FP17s for the same patient ID Re-attending between 3 & 9 months - Children	459	847	54.2%	59.9%	61.1%	58.8%
% of FP17s for the same patient ID Re-attending between 3 & 9 months - Adults	2,044	3,637	56.2%	51.5%	52.4%	51.0%
% of FP17s for Band 1 Urgent Courses	296	4,075	7.3%	9.4%	9.5%	9.0%
% of FP17s Relating to Free Repair or Replacements	11	4,075	0.3%	0.5%	0.7%	0.8%
% of FP17s Relating to Continuations	33	4,075	0.8%	0.8%	0.8%	0.9%
% of Patients satisfied with the dentistry they have received	2	2	N/A	92.5%	93.1%	93.2%
% of Patients satisfied with the time they had to wait for an appointment	2	2	N/A	88.5%	87.8%	88.3%

* This is based on patients treated on this contract for their most recent course of treatment. Figures in italics indicate the base number of FP17s or Patient Questionnaire responses are less than 100. N/A is shown where the base number of responses is less than 10 during the period. % is calculated as Quantity/Base number*100

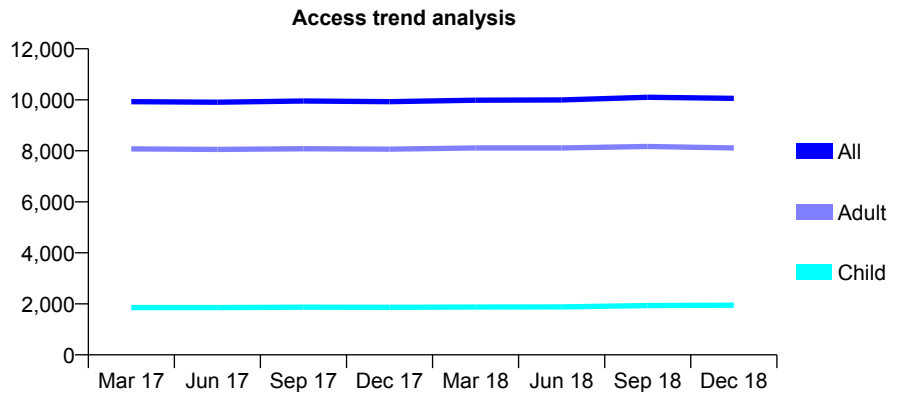
Q68 - Vital Signs At a Glance Contract Report for 197440/0001 - December 2018

Name or company name	Hinal Patel and Shivali Patel
Contract type name	GDS Contract
Purpose of contract	General
Contract start date	01/10/2010
Contract end date	

18/19 Contracted general activity (UDA)	28,271
Carry forward general activity (UDA)	0
18/19 Contracted orthodontic activity (UOA)	0
Carry forward orthodontic activity (UOA)	0
Baseline contract value	£654,457.29

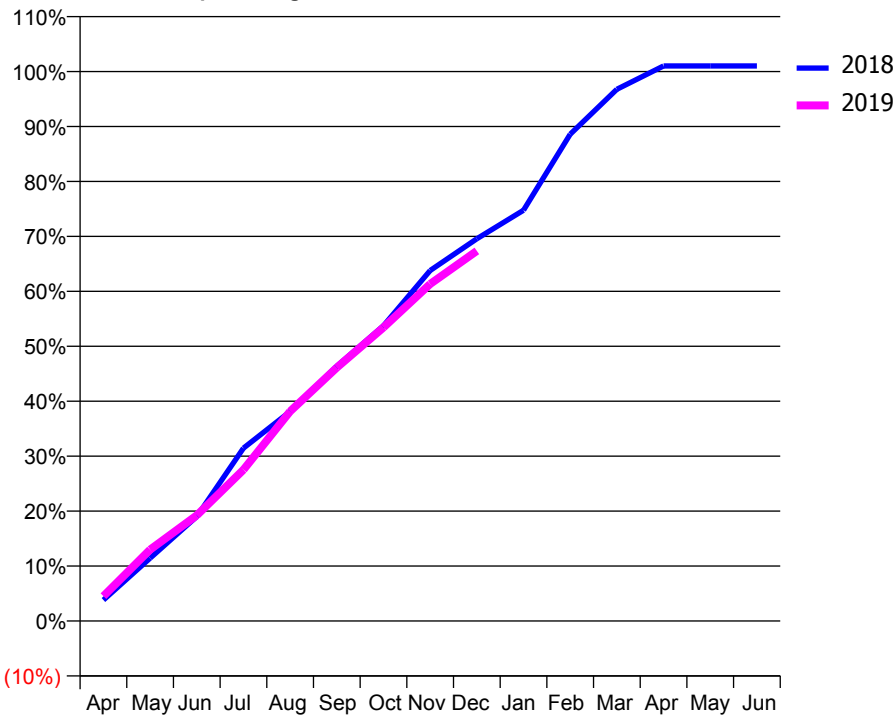
ACCESS*

Patients seen in 24 months	Total	Change since previous quarter
Quarter ending December 2017	9,928	
Quarter ending March 2018	9,985	→
Quarter ending June 2018	9,995	→
Quarter ending September 2018	10,098	→
Quarter ending December 2018	10,057	→
Variance since December 2017	1.3%	→



ACTIVITY

Cumulative percentage of contracted UDA delivered 2018 & 2019



Month	Adjusted Scheduled Activity (UDA)	
	2018	2019
April	1,081	1,281
May	3,237	3,672
June	5,374	5,437
July	8,895	7,782
August	10,781	10,788
September	13,110	13,036
October	15,191	15,101
November	18,032	17,340
December	19,668	19,042
January	21,132	
February	25,045	
March	27,358	
April	28,559	
May	28,560	
June	28,560	

QUALITY

	Quantity	Base Number	Contract	AT	Region	England
% of FP17s for the same patient ID Re-attending within 3 months - Children	167	2,279	7.3%	9.5%	11.3%	11.8%
% of FP17s for the same patient ID Re-attending within 3 months - Adults	1,221	8,955	13.6%	15.0%	15.3%	15.6%
% of FP17s for the same patient ID Re-attending between 3 & 9 months - Children	1,447	2,279	63.5%	59.9%	61.1%	58.8%
% of FP17s for the same patient ID Re-attending between 3 & 9 months - Adults	5,404	8,955	60.3%	51.5%	52.4%	51.0%
% of FP17s for Band 1 Urgent Courses	756	10,689	7.1%	9.4%	9.5%	9.0%
% of FP17s Relating to Free Repair or Replacements	75	10,689	0.7%	0.5%	0.7%	0.8%
% of FP17s Relating to Continuations	241	10,689	2.3%	0.8%	0.8%	0.9%
% of Patients satisfied with the dentistry they have received	4	4	N/A	92.5%	93.1%	93.2%
% of Patients satisfied with the time they had to wait for an appointment	4	4	N/A	88.5%	87.8%	88.3%

* This is based on patients treated on this contract for their most recent course of treatment. Figures in italics indicate the base number of FP17s or Patient Questionnaire responses are less than 100. N/A is shown where the base number of responses is less than 10 during the period. % is calculated as Quantity/Base number*100

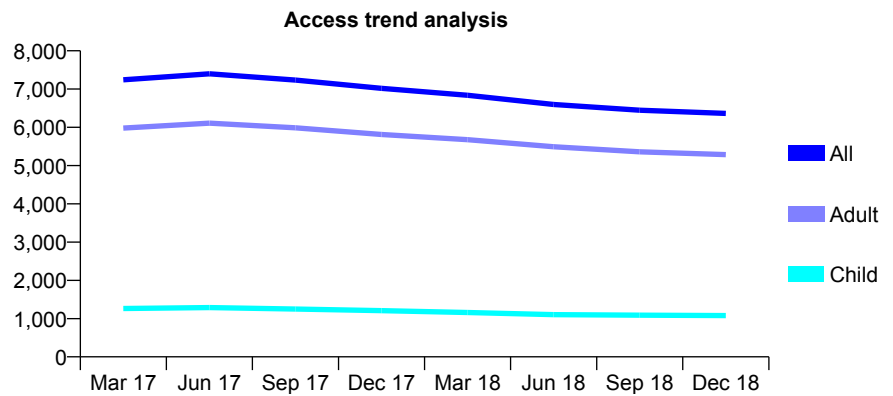
Q68 - Vital Signs At a Glance Contract Report for 198374/0001 - December 2018

Name or company name	The Brassey Avenue Dental Practice Partn
Contract type name	GDS Contract
Purpose of contract	General
Contract start date	01/07/2015
Contract end date	

18/19 Contracted general activity (UDA)	18,773
Carry forward general activity (UDA)	0
18/19 Contracted orthodontic activity (UOA)	0
Carry forward orthodontic activity (UOA)	0
Baseline contract value	£431,410.64

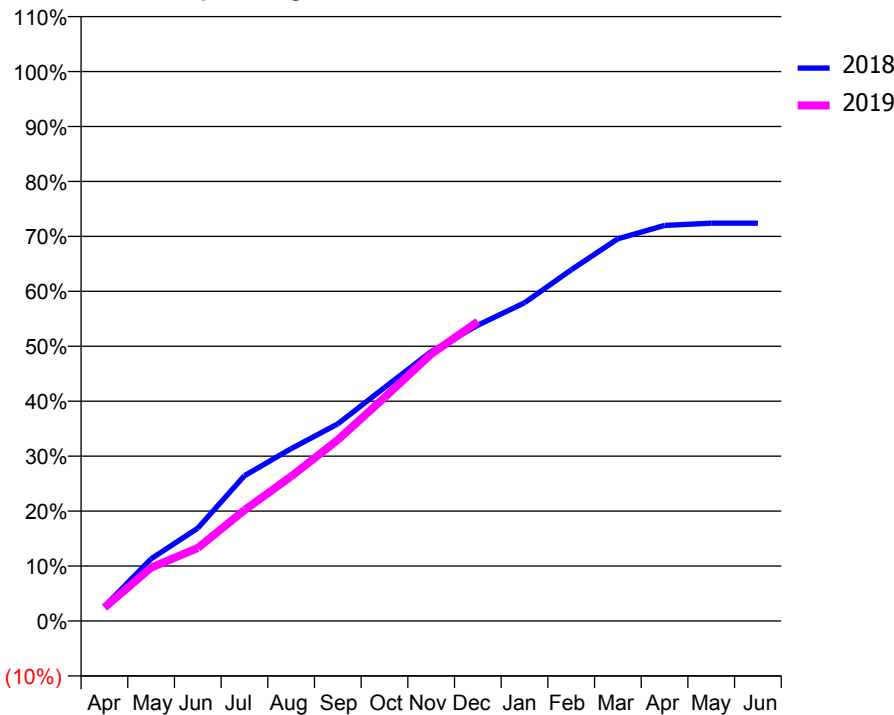
ACCESS*

Patients seen in 24 months	Total	Change since previous quarter
Quarter ending December 2017	7,019	
Quarter ending March 2018	6,836	↓
Quarter ending June 2018	6,596	↓
Quarter ending September 2018	6,448	↓
Quarter ending December 2018	6,365	↓
Variance since December 2017	(9.3%)	↓



ACTIVITY

Cumulative percentage of contracted UDA delivered 2018 & 2019



Month	Adjusted Scheduled Activity (UDA)	
	2018	2019
April	495	456
May	2,126	1,824
June	3,175	2,494
July	4,962	3,786
August	5,887	4,940
September	6,733	6,187
October	7,977	7,640
November	9,204	9,119
December	10,109	10,230
January	10,871	
February	11,997	
March	13,059	
April	13,516	
May	13,590	
June	13,590	

QUALITY

	Quantity	Base Number	Contract	AT	Region	England
% of FP17s for the same patient ID Re-attending within 3 months - Children	38	1,063	3.6%	9.5%	11.3%	11.8%
% of FP17s for the same patient ID Re-attending within 3 months - Adults	472	5,345	8.8%	15.0%	15.3%	15.6%
% of FP17s for the same patient ID Re-attending between 3 & 9 months - Children	486	1,063	45.7%	59.9%	61.1%	58.8%
% of FP17s for the same patient ID Re-attending between 3 & 9 months - Adults	2,234	5,345	41.8%	51.5%	52.4%	51.0%
% of FP17s for Band 1 Urgent Courses	445	6,121	7.3%	9.4%	9.5%	9.0%
% of FP17s Relating to Free Repair or Replacements	35	6,121	0.6%	0.5%	0.7%	0.8%
% of FP17s Relating to Continuations	45	6,121	0.7%	0.8%	0.8%	0.9%
% of Patients satisfied with the dentistry they have received	1	1	N/A	92.5%	93.1%	93.2%
% of Patients satisfied with the time they had to wait for an appointment	1	1	N/A	88.5%	87.8%	88.3%

* This is based on patients treated on this contract for their most recent course of treatment. Figures in italics indicate the base number of FP17s or Patient Questionnaire responses are less than 100. N/A is shown where the base number of responses is less than 10 during the period. % is calculated as Quantity/Base number*100

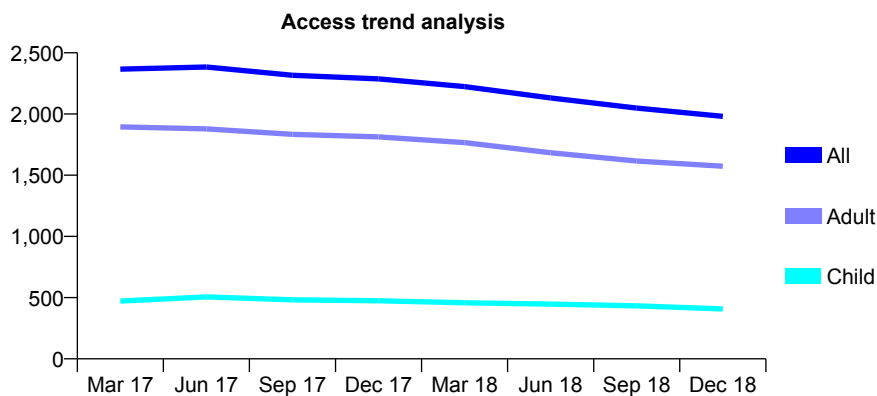
Q68 - Vital Signs At a Glance Contract Report for 198420/0001 - December 2018

Name or company name	Eaton Road Dental Practice Ltd
Contract type name	GDS Contract
Purpose of contract	General
Contract start date	01/10/2007
Contract end date	

18/19 Contracted general activity (UDA)	4,243
Carry forward general activity (UDA)	0
18/19 Contracted orthodontic activity (UOA)	0
Carry forward orthodontic activity (UOA)	0
Baseline contract value	£137,024.83

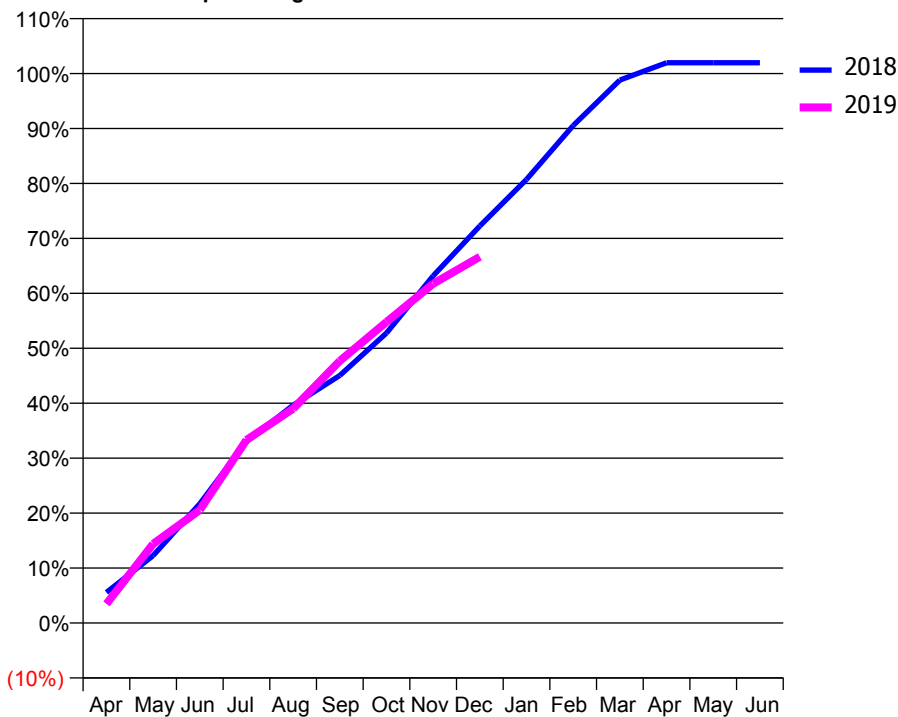
ACCESS*

Patients seen in 24 months	Total	Change since previous quarter
Quarter ending December 2017	2,287	
Quarter ending March 2018	2,224	↓
Quarter ending June 2018	2,131	↓
Quarter ending September 2018	2,049	↓
Quarter ending December 2018	1,981	↓
Variance since December 2017	(13.4%)	↓



ACTIVITY

Cumulative percentage of contracted UDA delivered 2018 & 2019



Month	Adjusted Scheduled Activity (UDA)	
	2018	2019
April	236	148
May	520	612
June	921	872
July	1,401	1,414
August	1,682	1,655
September	1,912	2,024
October	2,239	2,325
November	2,681	2,620
December	3,066	2,828
January	3,425	
February	3,841	
March	4,192	
April	4,326	
May	4,326	
June	4,326	

QUALITY

	Quantity	Base Number	Contract	AT	Region	England
% of FP17s for the same patient ID Re-attending within 3 months - Children	7	296	2.4%	9.5%	11.3%	11.8%
% of FP17s for the same patient ID Re-attending within 3 months - Adults	63	1,081	5.8%	15.0%	15.3%	15.6%
% of FP17s for the same patient ID Re-attending between 3 & 9 months - Children	101	296	34.1%	59.9%	61.1%	58.8%
% of FP17s for the same patient ID Re-attending between 3 & 9 months - Adults	307	1,081	28.4%	51.5%	52.4%	51.0%
% of FP17s for Band 1 Urgent Courses	79	1,334	5.9%	9.4%	9.5%	9.0%
% of FP17s Relating to Free Repair or Replacements	0	1,334	0.0%	0.5%	0.7%	0.8%
% of FP17s Relating to Continuations	0	1,334	0.0%	0.8%	0.8%	0.9%
% of Patients satisfied with the dentistry they have received	1	1	N/A	92.5%	93.1%	93.2%
% of Patients satisfied with the time they had to wait for an appointment	1	1	N/A	88.5%	87.8%	88.3%

* This is based on patients treated on this contract for their most recent course of treatment. Figures in italics indicate the base number of FP17s or Patient Questionnaire responses are less than 100. N/A is shown where the base number of responses is less than 10 during the period. % is calculated as Quantity/Base number*100

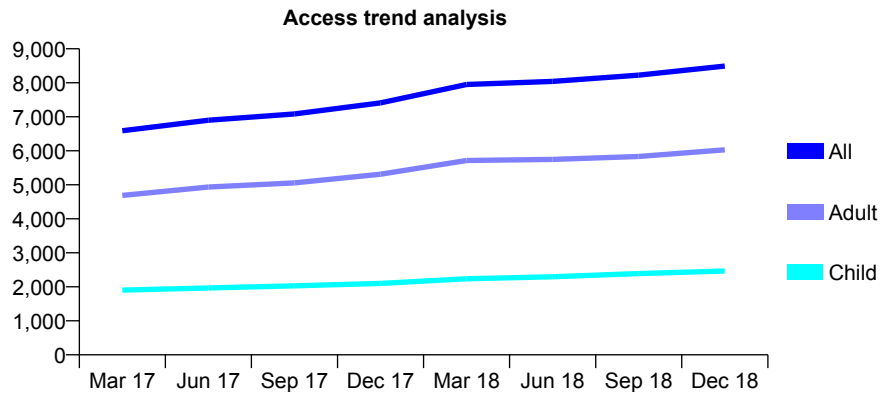
Q68 - Vital Signs At a Glance Contract Report for 198684/0002 - December 2018

Name or company name	Mr Michael Frank Lee and Mr Bahader Sing
Contract type name	GDS Contract
Purpose of contract	General
Contract start date	01/05/2014
Contract end date	

18/19 Contracted general activity (UDA)	16,283
Carry forward general activity (UDA)	0
18/19 Contracted orthodontic activity (UOA)	0
Carry forward orthodontic activity (UOA)	0
Baseline contract value	£434,734.41

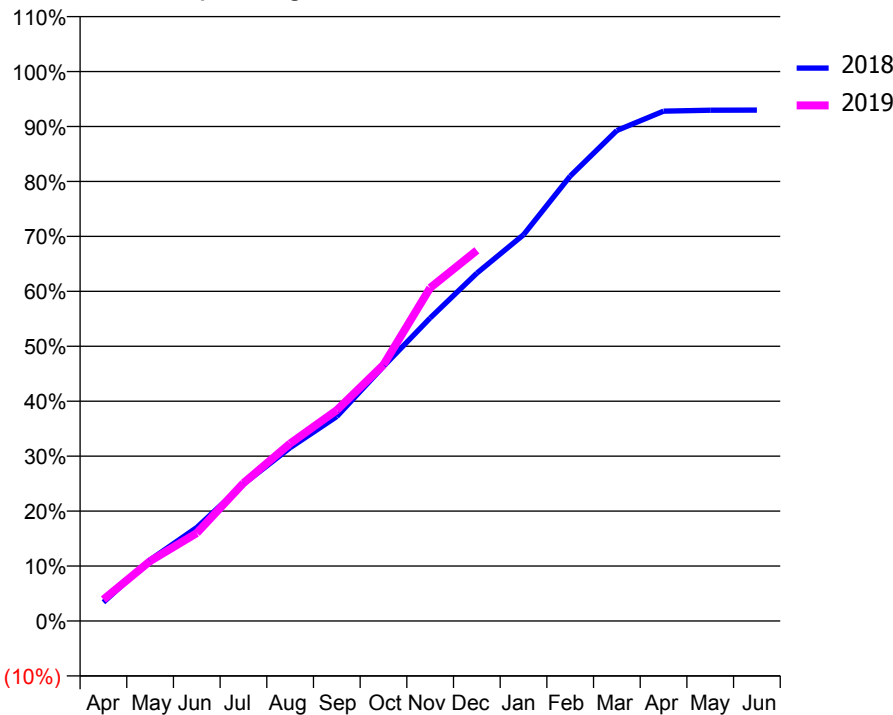
ACCESS*

Patients seen in 24 months	Total	Change since previous quarter
Quarter ending December 2017	7,411	
Quarter ending March 2018	7,951	↑
Quarter ending June 2018	8,043	→
Quarter ending September 2018	8,226	↑
Quarter ending December 2018	8,491	↑
Variance since December 2017	14.6%	↑



ACTIVITY

Cumulative percentage of contracted UDA delivered 2018 & 2019



Month	Adjusted Scheduled Activity (UDA)	
	2018	2019
April	556	636
May	1,813	1,777
June	2,774	2,608
July	4,058	4,086
August	5,134	5,260
September	6,059	6,249
October	7,546	7,594
November	8,979	9,872
December	10,306	10,983
January	11,447	
February	13,185	
March	14,536	
April	15,106	
May	15,135	
June	15,138	

QUALITY

	Quantity	Base Number	Contract	AT	Region	England
% of FP17s for the same patient ID Re-attending within 3 months - Children	192	2,491	7.7%	9.5%	11.3%	11.8%
% of FP17s for the same patient ID Re-attending within 3 months - Adults	828	5,221	15.9%	15.0%	15.3%	15.6%
% of FP17s for the same patient ID Re-attending between 3 & 9 months - Children	1,428	2,491	57.3%	59.9%	61.1%	58.8%
% of FP17s for the same patient ID Re-attending between 3 & 9 months - Adults	2,367	5,221	45.3%	51.5%	52.4%	51.0%
% of FP17s for Band 1 Urgent Courses	910	6,548	13.9%	9.4%	9.5%	9.0%
% of FP17s Relating to Free Repair or Replacements	11	6,548	0.2%	0.5%	0.7%	0.8%
% of FP17s Relating to Continuations	10	6,548	0.2%	0.8%	0.8%	0.9%
% of Patients satisfied with the dentistry they have received	4	4	N/A	92.5%	93.1%	93.2%
% of Patients satisfied with the time they had to wait for an appointment	4	4	N/A	88.5%	87.8%	88.3%

* This is based on patients treated on this contract for their most recent course of treatment. Figures in italics indicate the base number of FP17s or Patient Questionnaire responses are less than 100. N/A is shown where the base number of responses is less than 10 during the period. % is calculated as Quantity/Base number*100

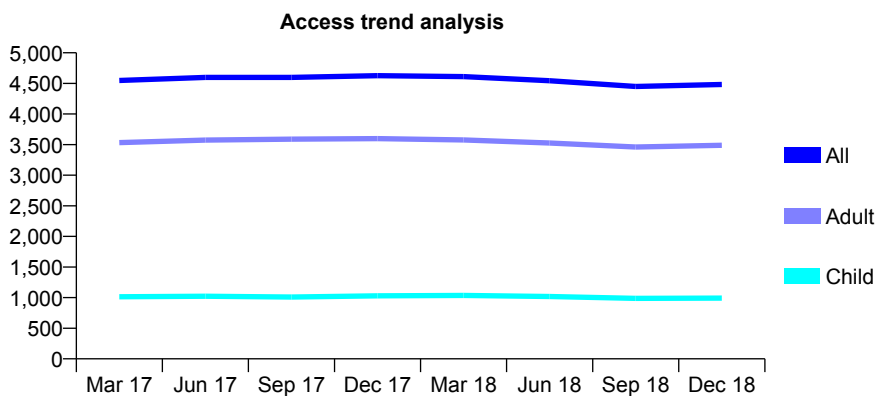
Q68 - Vital Signs At a Glance Contract Report for 199028/0001 - December 2018

Name or company name	HARTLEY DENTAL LIMITED
Contract type name	GDS Contract
Purpose of contract	General
Contract start date	01/09/2008
Contract end date	

18/19 Contracted general activity (UDA)	16,250
Carry forward general activity (UDA)	245
18/19 Contracted orthodontic activity (UOA)	0
Carry forward orthodontic activity (UOA)	0
Baseline contract value	£382,565.23

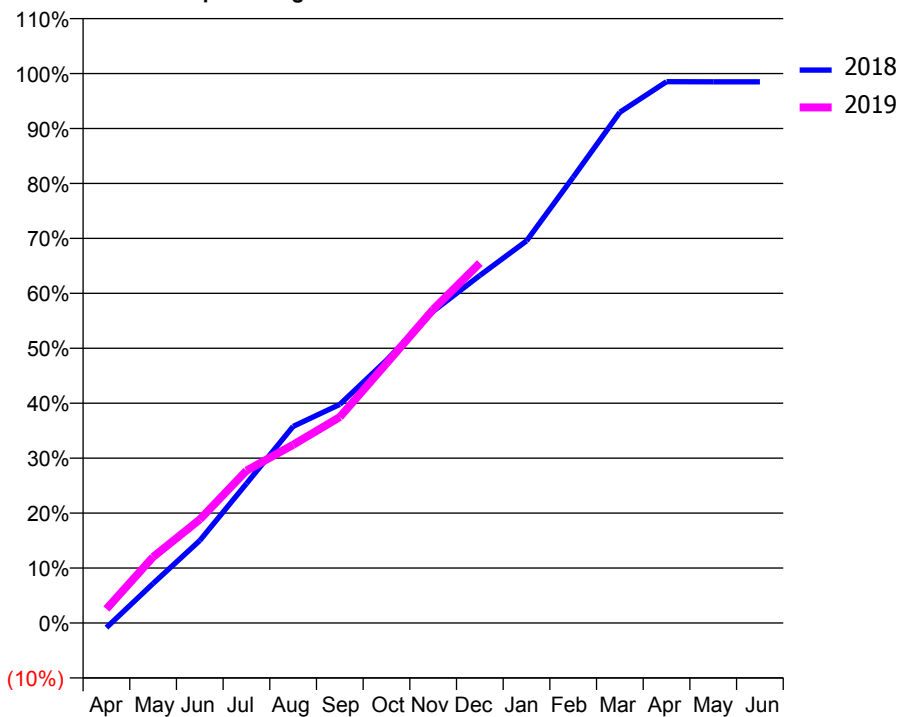
ACCESS*

Patients seen in 24 months	Total	Change since previous quarter
Quarter ending December 2017	4,626	
Quarter ending March 2018	4,611	→
Quarter ending June 2018	4,544	↓
Quarter ending September 2018	4,450	↓
Quarter ending December 2018	4,483	→
Variance since December 2017	(3.1%)	↓



ACTIVITY

Cumulative percentage of contracted UDA delivered 2018 & 2019



Month	Adjusted Scheduled Activity (UDA)	
	2018	2019
April	-141	415
May	1,169	1,952
June	2,440	3,064
July	4,121	4,507
August	5,814	5,270
September	6,464	6,089
October	7,771	7,675
November	9,217	9,272
December	10,278	10,644
January	11,299	
February	13,183	
March	15,107	
April	16,008	
May	16,004	
June	16,004	

QUALITY

	Quantity	Base Number	Contract	AT	Region	England
% of FP17s for the same patient ID Re-attending within 3 months - Children	64	1,119	5.7%	9.5%	11.3%	11.8%
% of FP17s for the same patient ID Re-attending within 3 months - Adults	482	3,625	13.3%	15.0%	15.3%	15.6%
% of FP17s for the same patient ID Re-attending between 3 & 9 months - Children	733	1,119	65.5%	59.9%	61.1%	58.8%
% of FP17s for the same patient ID Re-attending between 3 & 9 months - Adults	2,021	3,625	55.8%	51.5%	52.4%	51.0%
% of FP17s for Band 1 Urgent Courses	317	4,448	7.1%	9.4%	9.5%	9.0%
% of FP17s Relating to Free Repair or Replacements	35	4,448	0.8%	0.5%	0.7%	0.8%
% of FP17s Relating to Continuations	44	4,448	1.0%	0.8%	0.8%	0.9%
% of Patients satisfied with the dentistry they have received	1	1	N/A	92.5%	93.1%	93.2%
% of Patients satisfied with the time they had to wait for an appointment	1	1	N/A	88.5%	87.8%	88.3%

* This is based on patients treated on this contract for their most recent course of treatment. Figures in italics indicate the base number of FP17s or Patient Questionnaire responses are less than 100. N/A is shown where the base number of responses is less than 10 during the period. % is calculated as Quantity/Base number*100

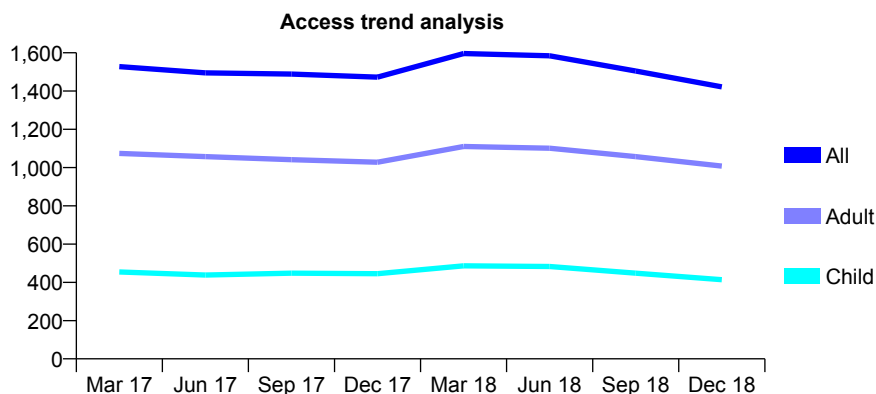
Q68 - Vital Signs At a Glance Contract Report for 199370/0001 - December 2018

Name or company name	Pittham Dental Ltd
Contract type name	GDS Contract
Purpose of contract	General
Contract start date	01/09/2007
Contract end date	

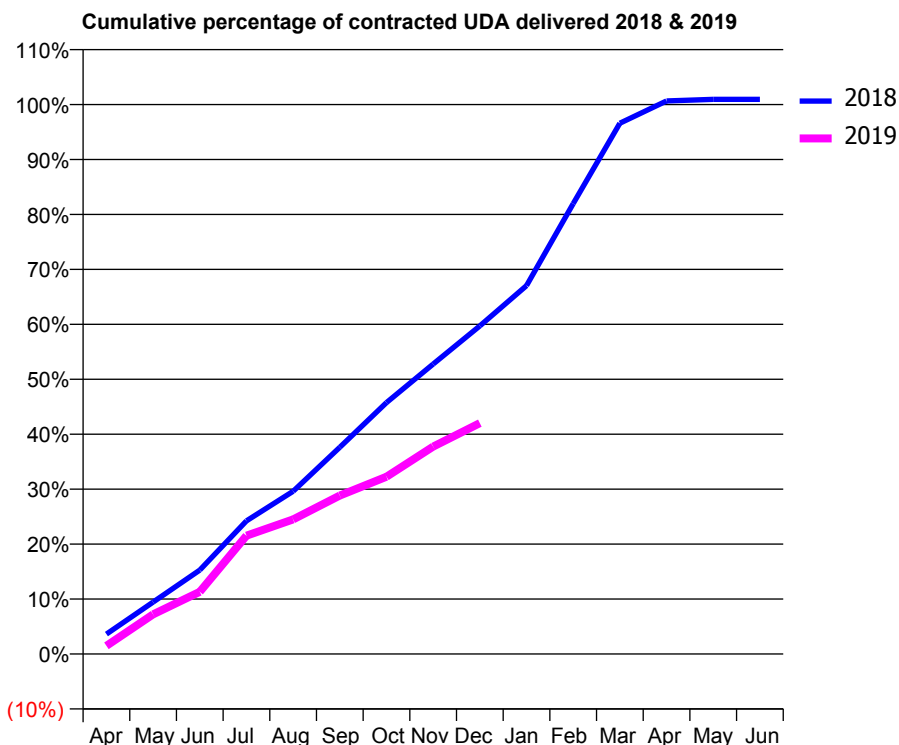
18/19 Contracted general activity (UDA)	4,800
Carry forward general activity (UDA)	0
18/19 Contracted orthodontic activity (UOA)	0
Carry forward orthodontic activity (UOA)	0
Baseline contract value	£106,105.05

ACCESS*

Patients seen in 24 months	Total	Change since previous quarter
Quarter ending December 2017	1,473	
Quarter ending March 2018	1,596	↑
Quarter ending June 2018	1,584	→
Quarter ending September 2018	1,505	↓
Quarter ending December 2018	1,422	↓
Variance since December 2017	(3.5%)	↓



ACTIVITY



Adjusted Scheduled Activity (UDA)		
Month	2018	2019
April	174	71
May	454	347
June	733	543
July	1,163	1,034
August	1,422	1,175
September	1,806	1,384
October	2,196	1,548
November	2,532	1,812
December	2,866	2,017
January	3,217	
February	3,934	
March	4,636	
April	4,831	
May	4,845	
June	4,845	

QUALITY

	Quantity	Base Number	Contract	AT	Region	England
% of FP17s for the same patient ID Re-attending within 3 months - Children	28	342	8.2%	9.5%	11.3%	11.8%
% of FP17s for the same patient ID Re-attending within 3 months - Adults	100	786	12.7%	15.0%	15.3%	15.6%
% of FP17s for the same patient ID Re-attending between 3 & 9 months - Children	233	342	68.1%	59.9%	61.1%	58.8%
% of FP17s for the same patient ID Re-attending between 3 & 9 months - Adults	518	786	65.9%	51.5%	52.4%	51.0%
% of FP17s for Band 1 Urgent Courses	89	1,037	8.6%	9.4%	9.5%	9.0%
% of FP17s Relating to Free Repair or Replacements	8	1,037	0.8%	0.5%	0.7%	0.8%
% of FP17s Relating to Continuations	10	1,037	1.0%	0.8%	0.8%	0.9%
% of Patients satisfied with the dentistry they have received	1	2	N/A	92.5%	93.1%	93.2%
% of Patients satisfied with the time they had to wait for an appointment	1	2	N/A	88.5%	87.8%	88.3%

* This is based on patients treated on this contract for their most recent course of treatment. Figures in italics indicate the base number of FP17s or Patient Questionnaire responses are less than 100. N/A is shown where the base number of responses is less than 10 during the period. % is calculated as Quantity/Base number*100

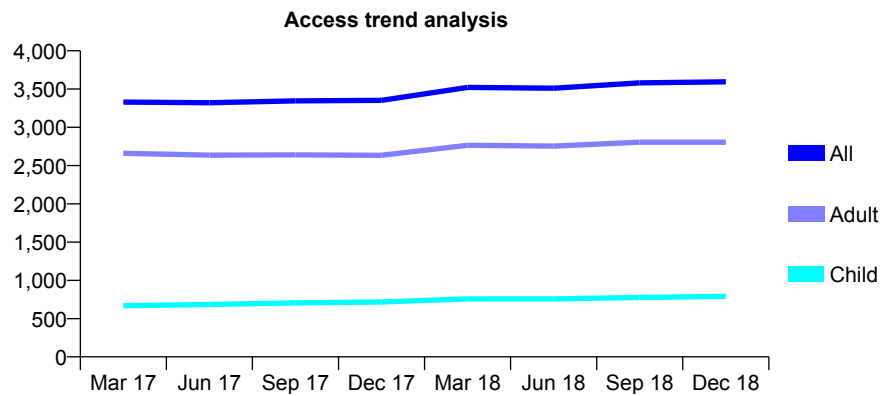
Q68 - Vital Signs At a Glance Contract Report for 199389/0001 - December 2018

Name or company name	Pure Dental Surgery Limited
Contract type name	GDS Contract
Purpose of contract	General
Contract start date	01/05/2012
Contract end date	

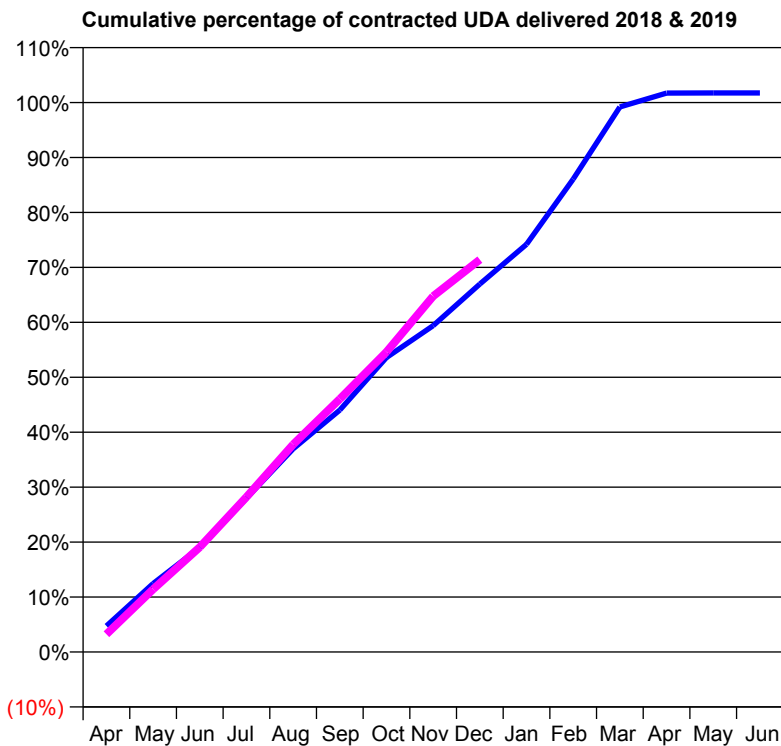
18/19 Contracted general activity (UDA)	11,066
Carry forward general activity (UDA)	0
18/19 Contracted orthodontic activity (UOA)	0
Carry forward orthodontic activity (UOA)	0
Baseline contract value	£262,862.56

ACCESS*

Patients seen in 24 months	Total	Change since previous quarter
Quarter ending December 2017	3,352	
Quarter ending March 2018	3,522	↑
Quarter ending June 2018	3,511	→
Quarter ending September 2018	3,581	→
Quarter ending December 2018	3,595	→
Variance since December 2017	7.2%	↑



ACTIVITY



Month	Adjusted Scheduled Activity (UDA)	
	2018	2019
April	526	357
May	1,380	1,265
June	2,107	2,111
July	3,097	3,121
August	4,091	4,179
September	4,872	5,097
October	5,930	6,044
November	6,573	7,165
December	7,410	7,902
January	8,211	
February	9,525	
March	10,976	
April	11,257	
May	11,259	
June	11,258	

QUALITY

	Quantity	Base Number	Contract	AT	Region	England
% of FP17s for the same patient ID Re-attending within 3 months - Children	59	847	7.0%	9.5%	11.3%	11.8%
% of FP17s for the same patient ID Re-attending within 3 months - Adults	412	3,193	12.9%	15.0%	15.3%	15.6%
% of FP17s for the same patient ID Re-attending between 3 & 9 months - Children	527	847	62.2%	59.9%	61.1%	58.8%
% of FP17s for the same patient ID Re-attending between 3 & 9 months - Adults	2,108	3,193	66.0%	51.5%	52.4%	51.0%
% of FP17s for Band 1 Urgent Courses	255	3,915	6.5%	9.4%	9.5%	9.0%
% of FP17s Relating to Free Repair or Replacements	10	3,915	0.3%	0.5%	0.7%	0.8%
% of FP17s Relating to Continuations	0	3,915	0.0%	0.8%	0.8%	0.9%
% of Patients satisfied with the dentistry they have received	3	3	N/A	92.5%	93.1%	93.2%
% of Patients satisfied with the time they had to wait for an appointment	3	3	N/A	88.5%	87.8%	88.3%

* This is based on patients treated on this contract for their most recent course of treatment. Figures in italics indicate the base number of FP17s or Patient Questionnaire responses are less than 100. N/A is shown where the base number of responses is less than 10 during the period. % is calculated as Quantity/Base number*100

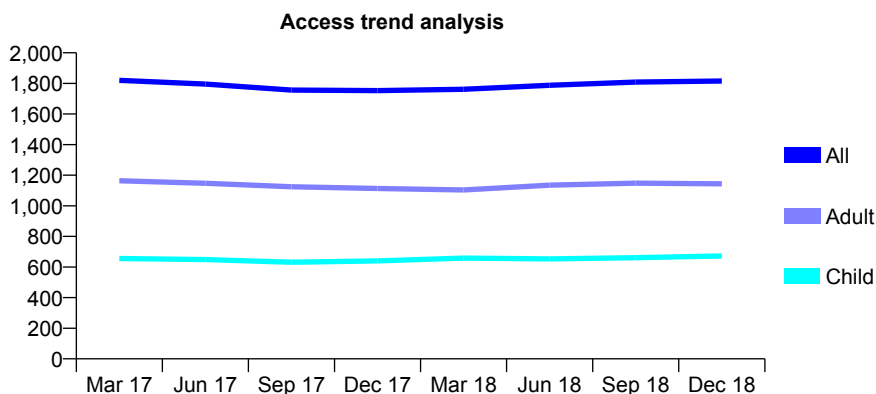
Q68 - Vital Signs At a Glance Contract Report for 199516/0001 - December 2018

Name or company name	Pamela Noon and Shernaz Wadia
Contract type name	GDS Contract
Purpose of contract	General
Contract start date	01/03/2012
Contract end date	

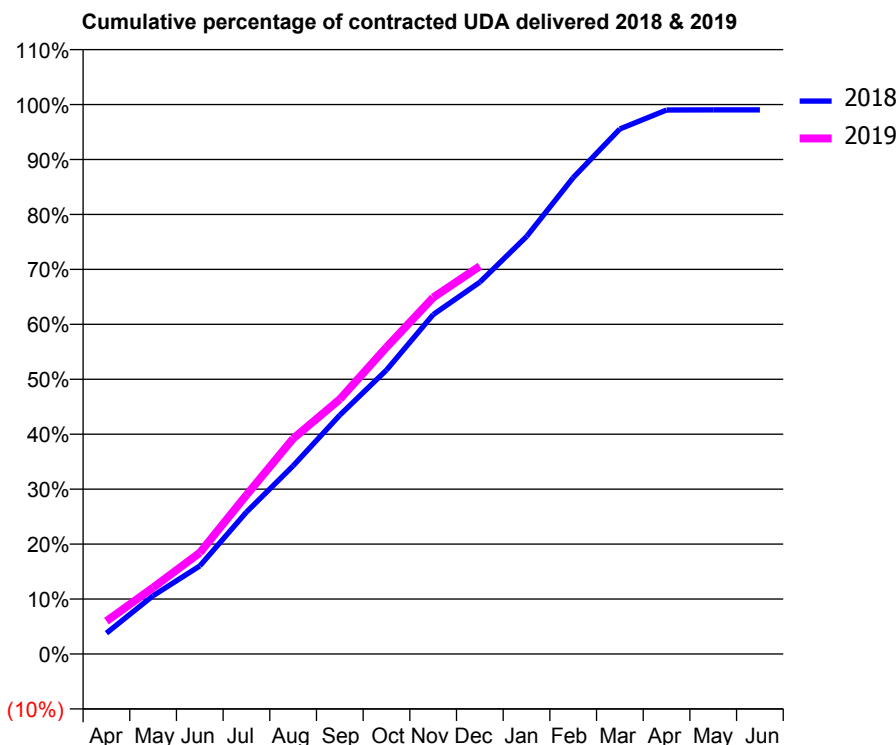
18/19 Contracted general activity (UDA)	6,100
Carry forward general activity (UDA)	60
18/19 Contracted orthodontic activity (UOA)	0
Carry forward orthodontic activity (UOA)	0
Baseline contract value	£174,695.85

ACCESS*

Patients seen in 24 months	Total	Change since previous quarter
Quarter ending December 2017	1,753	
Quarter ending March 2018	1,762	→
Quarter ending June 2018	1,788	→
Quarter ending September 2018	1,809	→
Quarter ending December 2018	1,816	→
Variance since December 2017	3.6%	↑



ACTIVITY



Adjusted Scheduled Activity (UDA)		
Month	2018	2019
April	232	366
May	647	738
June	978	1,124
July	1,576	1,766
August	2,090	2,391
September	2,652	2,828
October	3,152	3,405
November	3,769	3,957
December	4,128	4,305
January	4,634	
February	5,288	
March	5,829	
April	6,039	
May	6,040	
June	6,040	

QUALITY

	Quantity	Base Number	Contract	AT	Region	England
% of FP17s for the same patient ID Re-attending within 3 months - Children	90	969	9.3%	9.5%	11.3%	11.8%
% of FP17s for the same patient ID Re-attending within 3 months - Adults	181	1,438	12.6%	15.0%	15.3%	15.6%
% of FP17s for the same patient ID Re-attending between 3 & 9 months - Children	715	969	73.8%	59.9%	61.1%	58.8%
% of FP17s for the same patient ID Re-attending between 3 & 9 months - Adults	1,012	1,438	70.4%	51.5%	52.4%	51.0%
% of FP17s for Band 1 Urgent Courses	101	2,299	4.4%	9.4%	9.5%	9.0%
% of FP17s Relating to Free Repair or Replacements	20	2,299	0.9%	0.5%	0.7%	0.8%
% of FP17s Relating to Continuations	10	2,299	0.4%	0.8%	0.8%	0.9%
% of Patients satisfied with the dentistry they have received	2	2	N/A	92.5%	93.1%	93.2%
% of Patients satisfied with the time they had to wait for an appointment	2	2	N/A	88.5%	87.8%	88.3%

* This is based on patients treated on this contract for their most recent course of treatment. Figures in italics indicate the base number of FP17s or Patient Questionnaire responses are less than 100. N/A is shown where the base number of responses is less than 10 during the period. % is calculated as Quantity/Base number*100

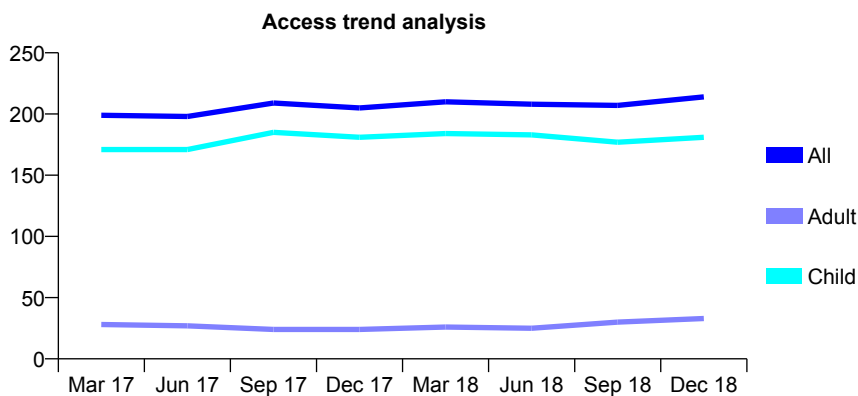
Q68 - Vital Signs At a Glance Contract Report for 199737/0001 - December 2018

Name or company name	Rectory House Dental Practice Ltd
Contract type name	GDS Contract
Purpose of contract	General
Contract start date	01/08/2009
Contract end date	

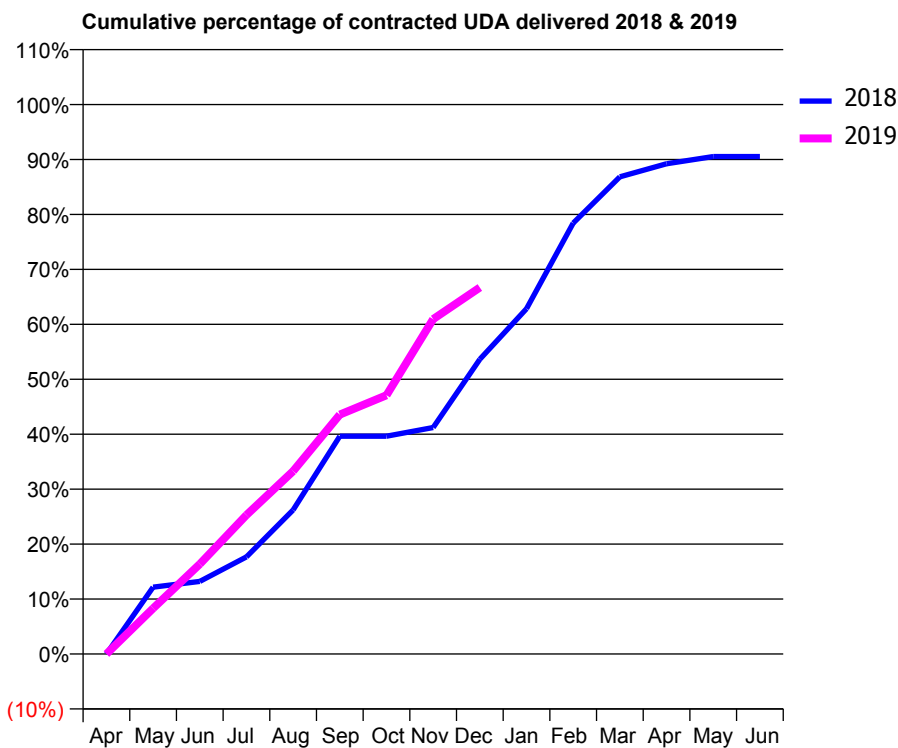
18/19 Contracted general activity (UDA)	313
Carry forward general activity (UDA)	0
18/19 Contracted orthodontic activity (UOA)	0
Carry forward orthodontic activity (UOA)	0
Baseline contract value	£7,154.16

ACCESS*

Patients seen in 24 months	Total	Change since previous quarter
Quarter ending December 2017	205	
Quarter ending March 2018	210	↑
Quarter ending June 2018	208	→
Quarter ending September 2018	207	→
Quarter ending December 2018	214	↑
Variance since December 2017	4.4%	↑



ACTIVITY



Month	Adjusted Scheduled Activity (UDA)	
	2018	2019
April	0	0
May	46	26
June	50	51
July	67	79
August	100	104
September	151	136
October	151	147
November	157	191
December	204	209
January	239	
February	298	
March	330	
April	339	
May	344	
June	344	

QUALITY

	Quantity	Base Number	Contract	AT	Region	England
% of FP17s for the same patient ID Re-attending within 3 months - Children	10	165	6.1%	9.5%	11.3%	11.8%
% of FP17s for the same patient ID Re-attending within 3 months - Adults	0	1	0.0%	15.0%	15.3%	15.6%
% of FP17s for the same patient ID Re-attending between 3 & 9 months - Children	91	165	55.2%	59.9%	61.1%	58.8%
% of FP17s for the same patient ID Re-attending between 3 & 9 months - Adults	0	1	0.0%	51.5%	52.4%	51.0%
% of FP17s for Band 1 Urgent Courses	4	155	2.6%	9.4%	9.5%	9.0%
% of FP17s Relating to Free Repair or Replacements	0	155	0.0%	0.5%	0.7%	0.8%
% of FP17s Relating to Continuations	2	155	1.3%	0.8%	0.8%	0.9%
% of Patients satisfied with the dentistry they have received	0	0	N/A	92.5%	93.1%	93.2%
% of Patients satisfied with the time they had to wait for an appointment	0	0	N/A	88.5%	87.8%	88.3%

* This is based on patients treated on this contract for their most recent course of treatment. Figures in italics indicate the base number of FP17s or Patient Questionnaire responses are less than 100. N/A is shown where the base number of responses is less than 10 during the period. % is calculated as Quantity/Base number*100

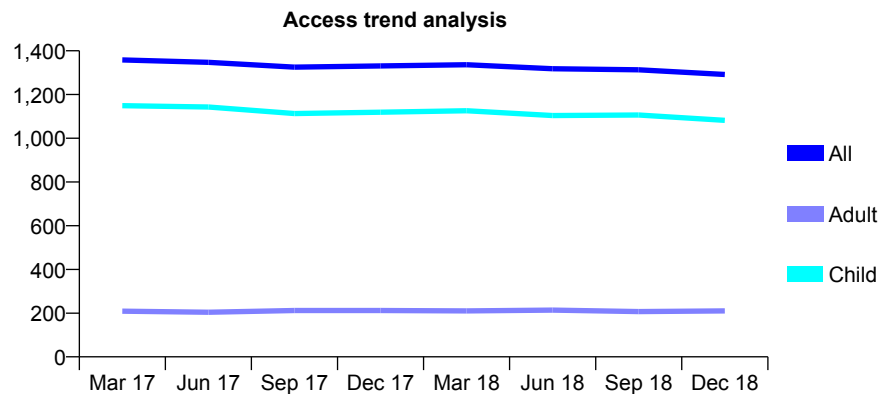
Q68 - Vital Signs At a Glance Contract Report for 207993/0001 - December 2018

Name or company name	MR MT COPPEN
Contract type name	GDS Contract
Purpose of contract	General
Contract start date	01/04/2006
Contract end date	

18/19 Contracted general activity (UDA)	3,479
Carry forward general activity (UDA)	0
18/19 Contracted orthodontic activity (UOA)	0
Carry forward orthodontic activity (UOA)	0
Baseline contract value	£78,800.21

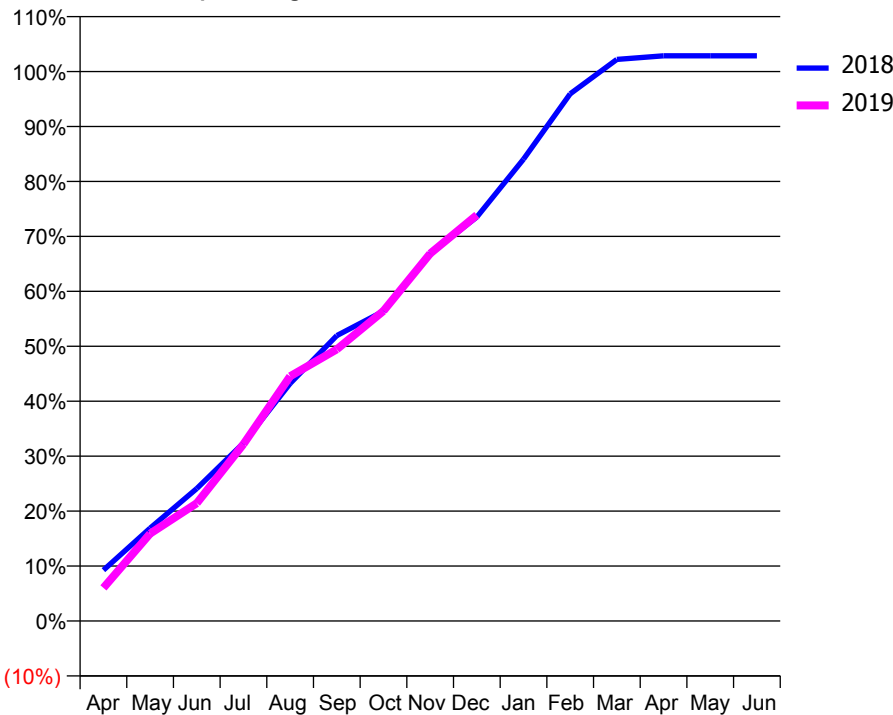
ACCESS*

Patients seen in 24 months	Total	Change since previous quarter
Quarter ending December 2017	1,331	
Quarter ending March 2018	1,336	→
Quarter ending June 2018	1,318	↓
Quarter ending September 2018	1,313	→
Quarter ending December 2018	1,292	↓
Variance since December 2017	(2.9%)	↓



ACTIVITY

Cumulative percentage of contracted UDA delivered 2018 & 2019



Month	Adjusted Scheduled Activity (UDA)	
	2018	2019
April	322	210
May	588	554
June	838	746
July	1,127	1,120
August	1,504	1,550
September	1,807	1,720
October	1,962	1,963
November	2,327	2,326
December	2,558	2,570
January	2,924	
February	3,337	
March	3,555	
April	3,579	
May	3,579	
June	3,579	

QUALITY

	Quantity	Base Number	Contract	AT	Region	England
% of FP17s for the same patient ID Re-attending within 3 months - Children	121	1,419	8.5%	9.5%	11.3%	11.8%
% of FP17s for the same patient ID Re-attending within 3 months - Adults	4	86	4.7%	15.0%	15.3%	15.6%
% of FP17s for the same patient ID Re-attending between 3 & 9 months - Children	999	1,419	70.4%	59.9%	61.1%	58.8%
% of FP17s for the same patient ID Re-attending between 3 & 9 months - Adults	61	86	70.9%	51.5%	52.4%	51.0%
% of FP17s for Band 1 Urgent Courses	77	1,488	5.2%	9.4%	9.5%	9.0%
% of FP17s Relating to Free Repair or Replacements	0	1,488	0.0%	0.5%	0.7%	0.8%
% of FP17s Relating to Continuations	16	1,488	1.1%	0.8%	0.8%	0.9%
% of Patients satisfied with the dentistry they have received	0	0	N/A	92.5%	93.1%	93.2%
% of Patients satisfied with the time they had to wait for an appointment	0	0	N/A	88.5%	87.8%	88.3%

* This is based on patients treated on this contract for their most recent course of treatment. Figures in italics indicate the base number of FP17s or Patient Questionnaire responses are less than 100. N/A is shown where the base number of responses is less than 10 during the period. % is calculated as Quantity/Base number*100

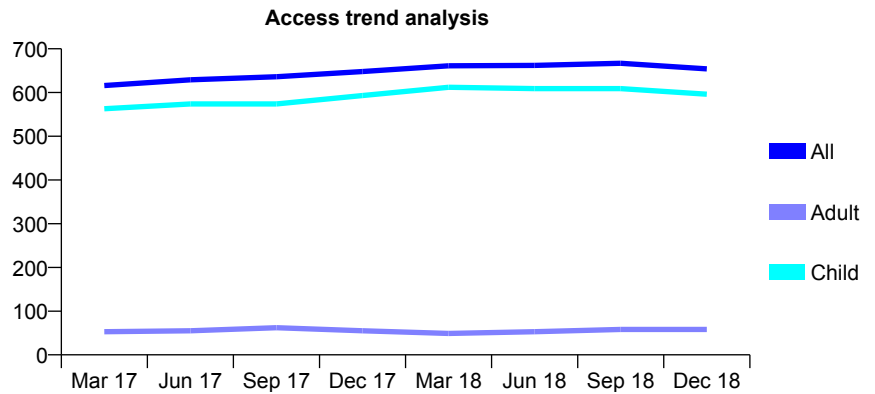
Q68 - Vital Signs At a Glance Contract Report for 209104/0001 - December 2018

Name or company name	Summerfield Dental Practice
Contract type name	GDS Contract
Purpose of contract	General
Contract start date	01/04/2006
Contract end date	

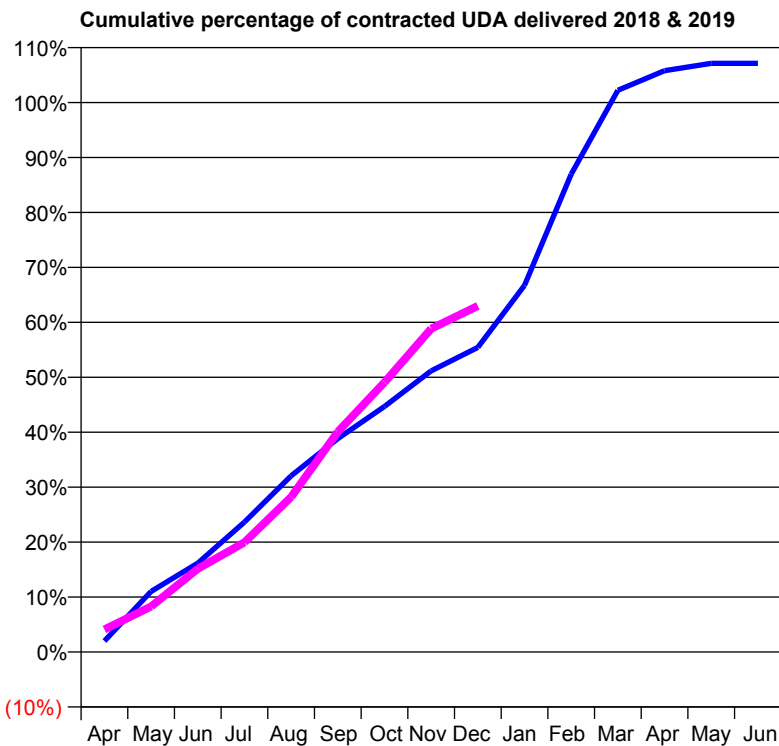
18/19 Contracted general activity (UDA)	900
Carry forward general activity (UDA)	0
18/19 Contracted orthodontic activity (UOA)	0
Carry forward orthodontic activity (UOA)	0
Baseline contract value	£22,433.80

ACCESS*

Patients seen in 24 months	Total	Change since previous quarter
Quarter ending December 2017	648	
Quarter ending March 2018	661	↑
Quarter ending June 2018	662	→
Quarter ending September 2018	667	→
Quarter ending December 2018	654	↓
Variance since December 2017	0.9%	→



ACTIVITY



Adjusted Scheduled Activity (UDA)		
Month	2018	2019
April	18	37
May	99	75
June	146	136
July	213	180
August	289	254
September	350	361
October	402	442
November	461	530
December	499	567
January	600	
February	783	
March	920	
April	952	
May	964	
June	964	

QUALITY

	Quantity	Base Number	Contract	AT	Region	England
% of FP17s for the same patient ID Re-attending within 3 months - Children	18	465	3.9%	9.5%	11.3%	11.8%
% of FP17s for the same patient ID Re-attending within 3 months - Adults	0	0	N/A	15.0%	15.3%	15.6%
% of FP17s for the same patient ID Re-attending between 3 & 9 months - Children	221	465	47.5%	59.9%	61.1%	58.8%
% of FP17s for the same patient ID Re-attending between 3 & 9 months - Adults	0	0	N/A	51.5%	52.4%	51.0%
% of FP17s for Band 1 Urgent Courses	19	427	4.4%	9.4%	9.5%	9.0%
% of FP17s Relating to Free Repair or Replacements	0	427	0.0%	0.5%	0.7%	0.8%
% of FP17s Relating to Continuations	0	427	0.0%	0.8%	0.8%	0.9%
% of Patients satisfied with the dentistry they have received	0	0	N/A	92.5%	93.1%	93.2%
% of Patients satisfied with the time they had to wait for an appointment	0	0	N/A	88.5%	87.8%	88.3%

* This is based on patients treated on this contract for their most recent course of treatment. Figures in italics indicate the base number of FP17s or Patient Questionnaire responses are less than 100. N/A is shown where the base number of responses is less than 10 during the period. % is calculated as Quantity/Base number*100

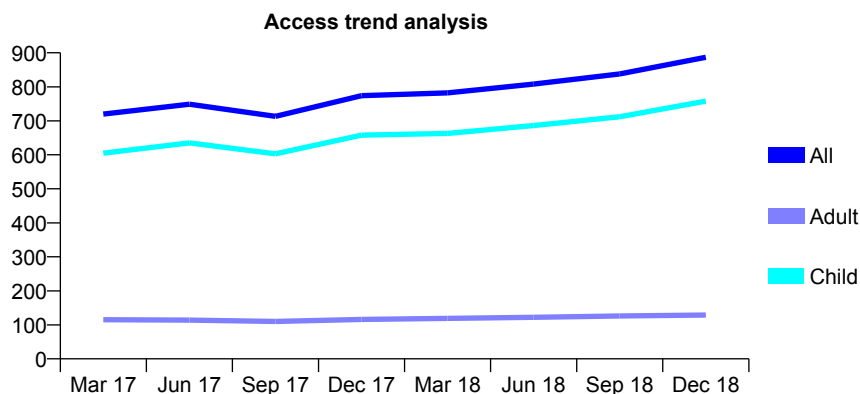
Q68 - Vital Signs At a Glance Contract Report for 214698/0001 - December 2018

Name or company name	MISS DA MAHONEY
Contract type name	GDS Contract
Purpose of contract	General
Contract start date	01/04/2006
Contract end date	

18/19 Contracted general activity (UDA)	1,400
Carry forward general activity (UDA)	19
18/19 Contracted orthodontic activity (UOA)	0
Carry forward orthodontic activity (UOA)	0
Baseline contract value	£32,285.42

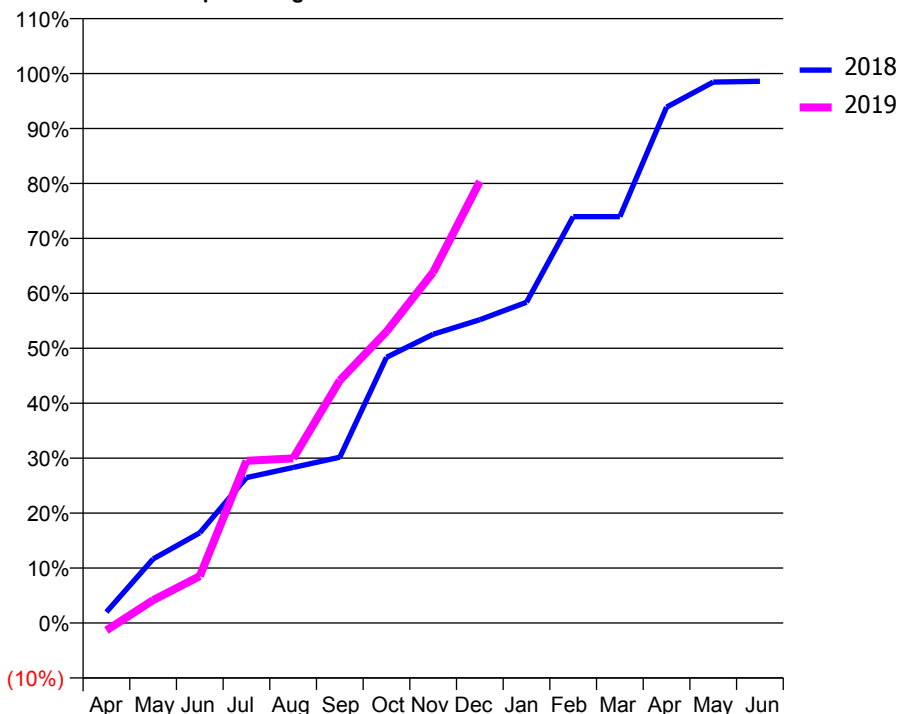
ACCESS*

Patients seen in 24 months	Total	Change since previous quarter
Quarter ending December 2017	774	
Quarter ending March 2018	782	→
Quarter ending June 2018	808	↑
Quarter ending September 2018	838	↑
Quarter ending December 2018	887	↑
Variance since December 2017	14.6%	↑



ACTIVITY

Cumulative percentage of contracted UDA delivered 2018 & 2019



Month	Adjusted Scheduled Activity (UDA)	
	2018	2019
April	28	-19
May	163	58
June	230	119
July	370	413
August	396	419
September	422	618
October	677	743
November	736	894
December	773	1,125
January	817	
February	1,035	
March	1,035	
April	1,314	
May	1,378	
June	1,380	

QUALITY

	Quantity	Base Number	Contract	AT	Region	England
% of FP17s for the same patient ID Re-attending within 3 months - Children	87	1,021	8.5%	9.5%	11.3%	11.8%
% of FP17s for the same patient ID Re-attending within 3 months - Adults	5	98	5.1%	15.0%	15.3%	15.6%
% of FP17s for the same patient ID Re-attending between 3 & 9 months - Children	547	1,021	53.6%	59.9%	61.1%	58.8%
% of FP17s for the same patient ID Re-attending between 3 & 9 months - Adults	48	98	49.0%	51.5%	52.4%	51.0%
% of FP17s for Band 1 Urgent Courses	35	855	4.1%	9.4%	9.5%	9.0%
% of FP17s Relating to Free Repair or Replacements	0	855	0.0%	0.5%	0.7%	0.8%
% of FP17s Relating to Continuations	0	855	0.0%	0.8%	0.8%	0.9%
% of Patients satisfied with the dentistry they have received	1	1	N/A	92.5%	93.1%	93.2%
% of Patients satisfied with the time they had to wait for an appointment	0	1	N/A	88.5%	87.8%	88.3%

* This is based on patients treated on this contract for their most recent course of treatment. Figures in italics indicate the base number of FP17s or Patient Questionnaire responses are less than 100. N/A is shown where the base number of responses is less than 10 during the period. % is calculated as Quantity/Base number*100

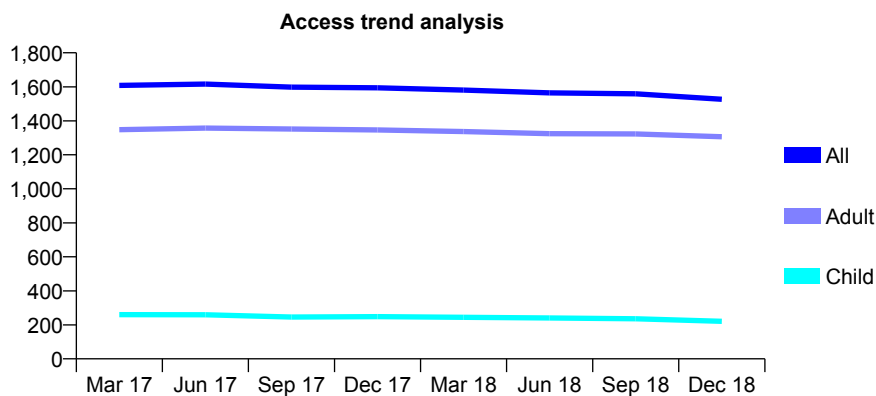
Q68 - Vital Signs At a Glance Contract Report for 219541/0001 - December 2018

Name or company name	MR SN ROUSSOS
Contract type name	GDS Contract
Purpose of contract	General
Contract start date	01/04/2006
Contract end date	

18/19 Contracted general activity (UDA)	8,000
Carry forward general activity (UDA)	0
18/19 Contracted orthodontic activity (UOA)	0
Carry forward orthodontic activity (UOA)	0
Baseline contract value	£191,132.10

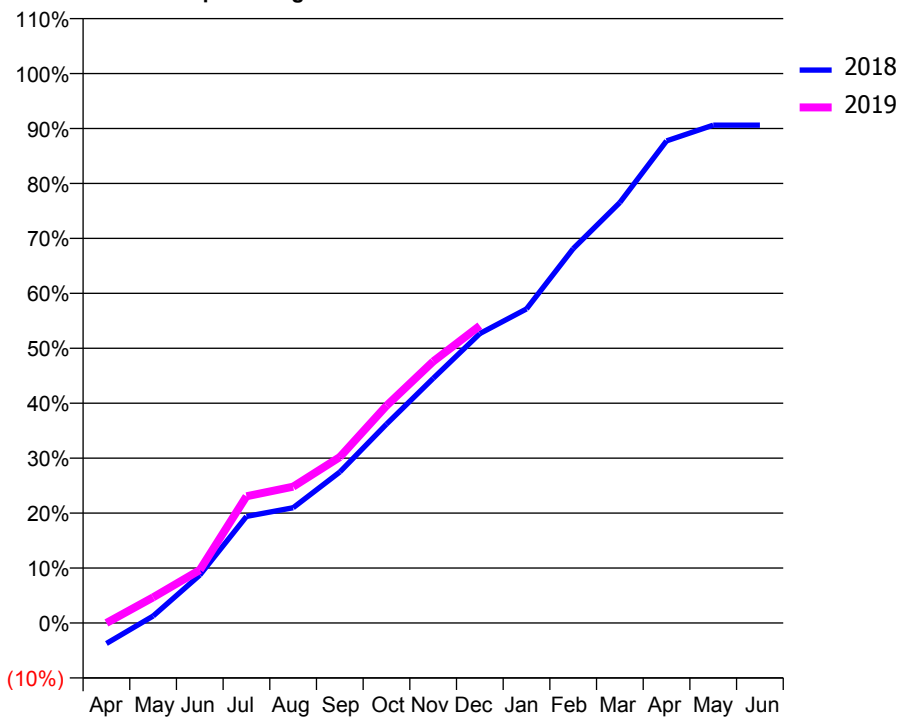
ACCESS*

Patients seen in 24 months	Total	Change since previous quarter
Quarter ending December 2017	1,594	
Quarter ending March 2018	1,581	→
Quarter ending June 2018	1,564	↓
Quarter ending September 2018	1,559	→
Quarter ending December 2018	1,527	↓
Variance since December 2017	(4.2%)	↓



ACTIVITY

Cumulative percentage of contracted UDA delivered 2018 & 2019



Month	Adjusted Scheduled Activity (UDA)	
	2018	2019
April	-305	0
May	103	373
June	709	771
July	1,577	1,845
August	1,705	1,985
September	2,236	2,416
October	2,943	3,164
November	3,621	3,808
December	4,283	4,329
January	4,649	
February	5,541	
March	6,224	
April	7,134	
May	7,368	
June	7,368	

QUALITY

	Quantity	Base Number	Contract	AT	Region	England
% of FP17s for the same patient ID Re-attending within 3 months - Children	17	253	6.7%	9.5%	11.3%	11.8%
% of FP17s for the same patient ID Re-attending within 3 months - Adults	266	1,364	19.5%	15.0%	15.3%	15.6%
% of FP17s for the same patient ID Re-attending between 3 & 9 months - Children	147	253	58.1%	59.9%	61.1%	58.8%
% of FP17s for the same patient ID Re-attending between 3 & 9 months - Adults	716	1,364	52.5%	51.5%	52.4%	51.0%
% of FP17s for Band 1 Urgent Courses	125	1,347	9.3%	9.4%	9.5%	9.0%
% of FP17s Relating to Free Repair or Replacements	7	1,347	0.5%	0.5%	0.7%	0.8%
% of FP17s Relating to Continuations	4	1,347	0.3%	0.8%	0.8%	0.9%
% of Patients satisfied with the dentistry they have received	1	1	N/A	92.5%	93.1%	93.2%
% of Patients satisfied with the time they had to wait for an appointment	1	1	N/A	88.5%	87.8%	88.3%

* This is based on patients treated on this contract for their most recent course of treatment. Figures in italics indicate the base number of FP17s or Patient Questionnaire responses are less than 100. N/A is shown where the base number of responses is less than 10 during the period. % is calculated as Quantity/Base number*100

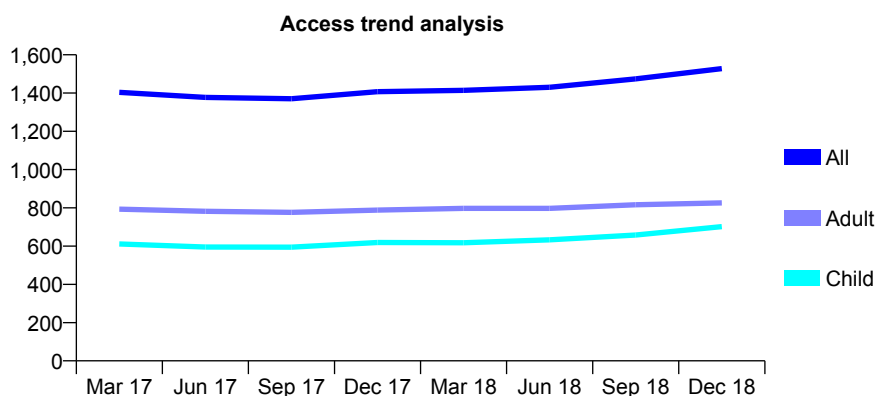
Q68 - Vital Signs At a Glance Contract Report for 219894/0001 - December 2018

Name or company name	MR JP GRIFFITHS
Contract type name	GDS Contract
Purpose of contract	General
Contract start date	01/04/2006
Contract end date	

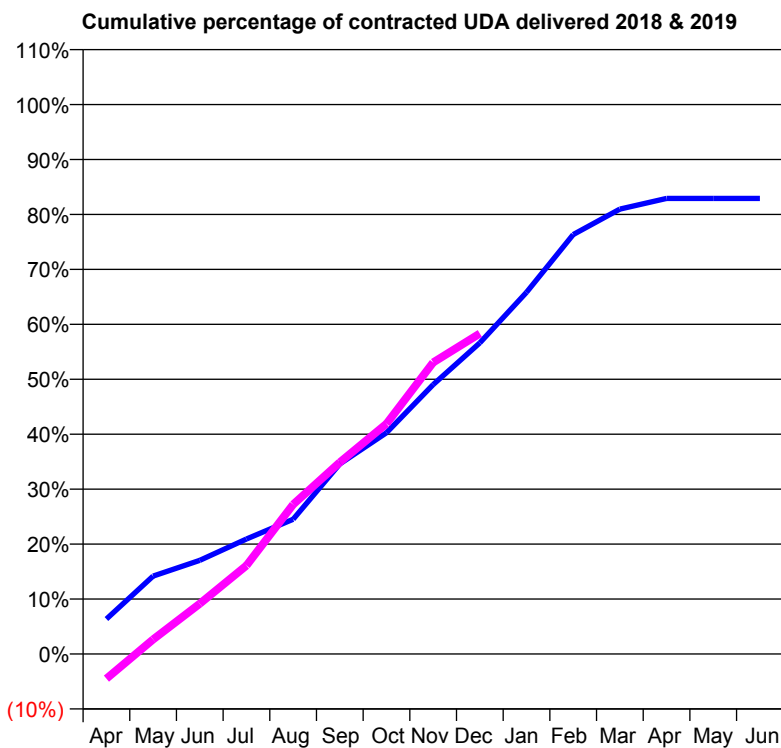
18/19 Contracted general activity (UDA)	3,500
Carry forward general activity (UDA)	374
18/19 Contracted orthodontic activity (UOA)	0
Carry forward orthodontic activity (UOA)	0
Baseline contract value	£85,996.13

ACCESS*

Patients seen in 24 months	Total	Change since previous quarter
Quarter ending December 2017	1,407	
Quarter ending March 2018	1,414	→
Quarter ending June 2018	1,430	→
Quarter ending September 2018	1,474	↑
Quarter ending December 2018	1,528	↑
Variance since December 2017	8.6%	↑



ACTIVITY



Adjusted Scheduled Activity (UDA)		
Month	2018	2019
April	223	-157
May	497	93
June	597	321
July	732	564
August	858	952
September	1,210	1,221
October	1,410	1,467
November	1,716	1,857
December	1,982	2,042
January	2,304	
February	2,672	
March	2,834	
April	2,901	
May	2,901	
June	2,901	

QUALITY

	Quantity	Base Number	Contract	AT	Region	England
% of FP17s for the same patient ID Re-attending within 3 months - Children	54	838	6.4%	9.5%	11.3%	11.8%
% of FP17s for the same patient ID Re-attending within 3 months - Adults	74	836	8.9%	15.0%	15.3%	15.6%
% of FP17s for the same patient ID Re-attending between 3 & 9 months - Children	462	838	55.1%	59.9%	61.1%	58.8%
% of FP17s for the same patient ID Re-attending between 3 & 9 months - Adults	468	836	56.0%	51.5%	52.4%	51.0%
% of FP17s for Band 1 Urgent Courses	73	1,629	4.5%	9.4%	9.5%	9.0%
% of FP17s Relating to Free Repair or Replacements	1	1,629	0.1%	0.5%	0.7%	0.8%
% of FP17s Relating to Continuations	1	1,629	0.1%	0.8%	0.8%	0.9%
% of Patients satisfied with the dentistry they have received	0	0	N/A	92.5%	93.1%	93.2%
% of Patients satisfied with the time they had to wait for an appointment	0	0	N/A	88.5%	87.8%	88.3%

* This is based on patients treated on this contract for their most recent course of treatment. Figures in italics indicate the base number of FP17s or Patient Questionnaire responses are less than 100. N/A is shown where the base number of responses is less than 10 during the period. % is calculated as Quantity/Base number*100

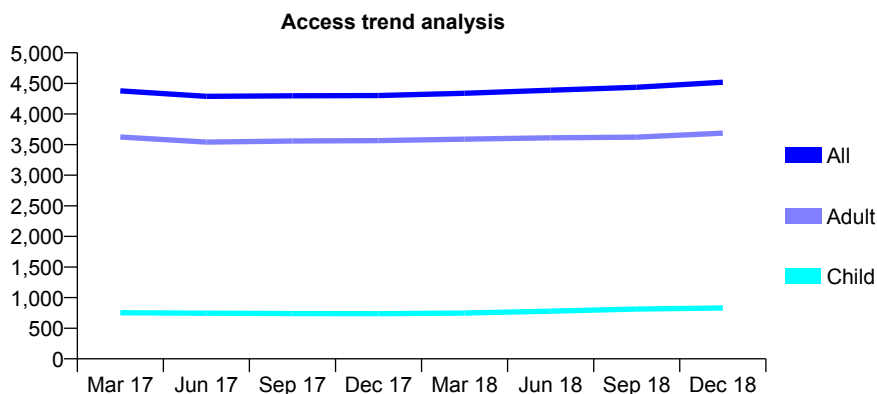
Q68 - Vital Signs At a Glance Contract Report for 220868/0001 - December 2018

Name or company name	MR N SUCHAK
Contract type name	GDS Contract
Purpose of contract	General
Contract start date	01/04/2006
Contract end date	

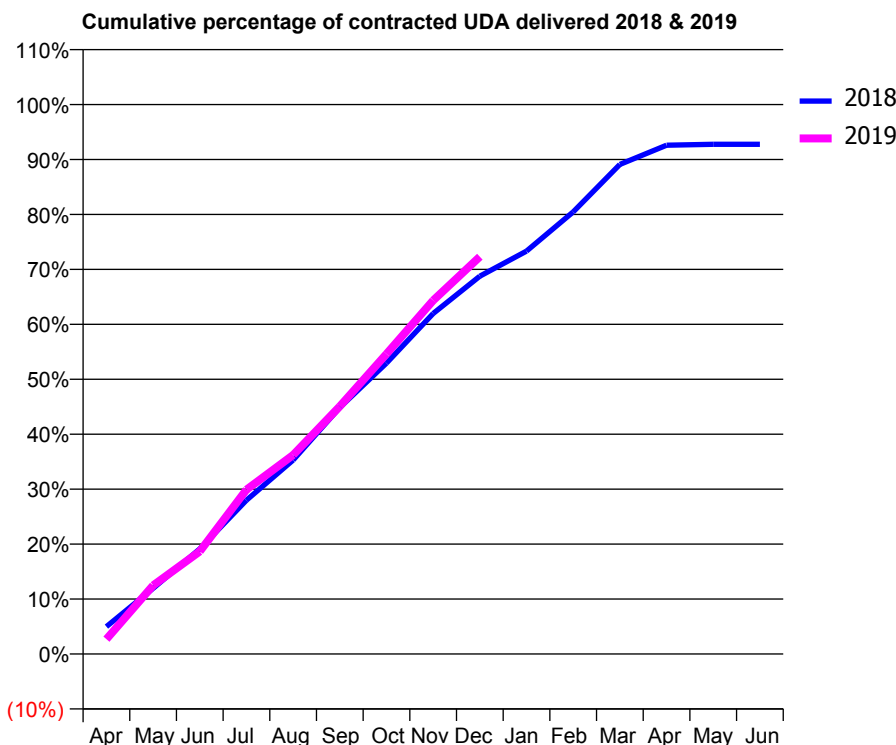
18/19 Contracted general activity (UDA)	13,428
Carry forward general activity (UDA)	0
18/19 Contracted orthodontic activity (UOA)	0
Carry forward orthodontic activity (UOA)	0
Baseline contract value	£380,339.31

ACCESS*

Patients seen in 24 months	Total	Change since previous quarter
Quarter ending December 2017	4,302	
Quarter ending March 2018	4,339	→
Quarter ending June 2018	4,389	→
Quarter ending September 2018	4,436	→
Quarter ending December 2018	4,520	→
Variance since December 2017	5.1%	↑



ACTIVITY



Month	Adjusted Scheduled Activity (UDA)	
	2018	2019
April	670	364
May	1,606	1,677
June	2,570	2,506
July	3,758	4,017
August	4,740	4,863
September	6,024	6,053
October	7,109	7,335
November	8,320	8,639
December	9,232	9,709
January	9,845	
February	10,805	
March	11,963	
April	12,435	
May	12,457	
June	12,457	

QUALITY

	Quantity	Base Number	Contract	AT	Region	England
% of FP17s for the same patient ID Re-attending within 3 months - Children	82	988	8.3%	9.5%	11.3%	11.8%
% of FP17s for the same patient ID Re-attending within 3 months - Adults	818	4,362	18.8%	15.0%	15.3%	15.6%
% of FP17s for the same patient ID Re-attending between 3 & 9 months - Children	515	988	52.1%	59.9%	61.1%	58.8%
% of FP17s for the same patient ID Re-attending between 3 & 9 months - Adults	2,075	4,362	47.6%	51.5%	52.4%	51.0%
% of FP17s for Band 1 Urgent Courses	389	5,049	7.7%	9.4%	9.5%	9.0%
% of FP17s Relating to Free Repair or Replacements	167	5,049	3.3%	0.5%	0.7%	0.8%
% of FP17s Relating to Continuations	54	5,049	1.1%	0.8%	0.8%	0.9%
% of Patients satisfied with the dentistry they have received	1	1	N/A	92.5%	93.1%	93.2%
% of Patients satisfied with the time they had to wait for an appointment	1	1	N/A	88.5%	87.8%	88.3%

* This is based on patients treated on this contract for their most recent course of treatment. Figures in italics indicate the base number of FP17s or Patient Questionnaire responses are less than 100. N/A is shown where the base number of responses is less than 10 during the period. % is calculated as Quantity/Base number*100

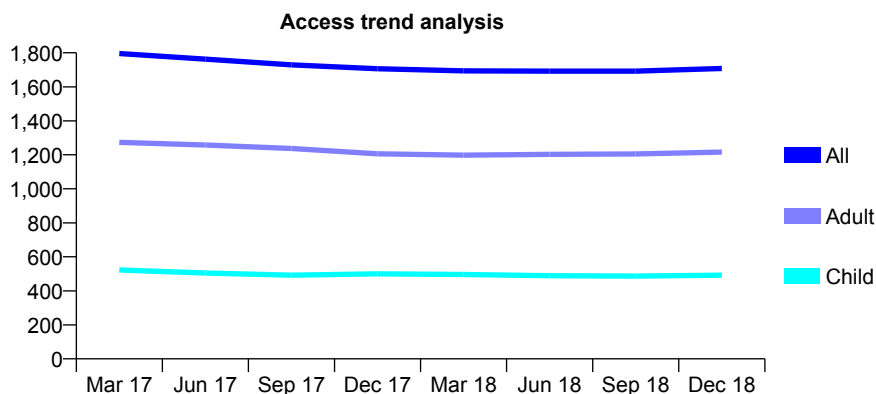
Q68 - Vital Signs At a Glance Contract Report for 220868/0002 - December 2018

Name or company name	MR N SUCHAK
Contract type name	GDS Contract
Purpose of contract	General
Contract start date	01/04/2006
Contract end date	

18/19 Contracted general activity (UDA)	3,650
Carry forward general activity (UDA)	0
18/19 Contracted orthodontic activity (UOA)	0
Carry forward orthodontic activity (UOA)	0
Baseline contract value	£121,243.75

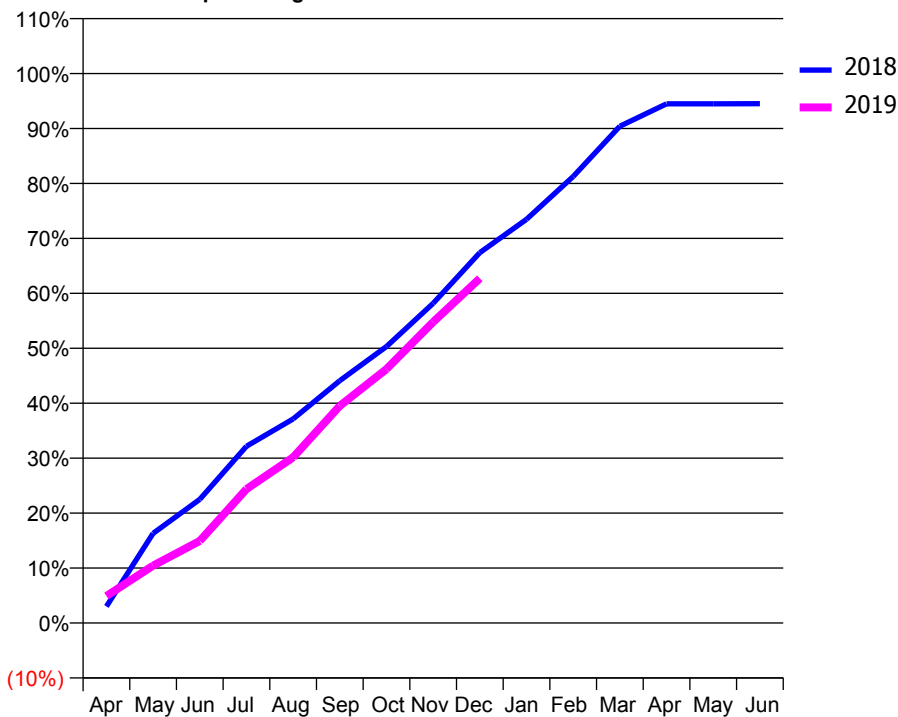
ACCESS*

Patients seen in 24 months	Total	Change since previous quarter
Quarter ending December 2017	1,706	
Quarter ending March 2018	1,694	→
Quarter ending June 2018	1,692	→
Quarter ending September 2018	1,692	→
Quarter ending December 2018	1,708	→
Variance since December 2017	0.1%	→



ACTIVITY

Cumulative percentage of contracted UDA delivered 2018 & 2019



Month	Adjusted Scheduled Activity (UDA)	
	2018	2019
April	110	180
May	596	381
June	822	545
July	1,174	890
August	1,356	1,101
September	1,610	1,442
October	1,837	1,687
November	2,123	1,999
December	2,460	2,289
January	2,681	
February	2,966	
March	3,300	
April	3,448	
May	3,448	
June	3,449	

QUALITY

	Quantity	Base Number	Contract	AT	Region	England
% of FP17s for the same patient ID Re-attending within 3 months - Children	37	560	6.6%	9.5%	11.3%	11.8%
% of FP17s for the same patient ID Re-attending within 3 months - Adults	192	1,249	15.4%	15.0%	15.3%	15.6%
% of FP17s for the same patient ID Re-attending between 3 & 9 months - Children	352	560	62.9%	59.9%	61.1%	58.8%
% of FP17s for the same patient ID Re-attending between 3 & 9 months - Adults	640	1,249	51.2%	51.5%	52.4%	51.0%
% of FP17s for Band 1 Urgent Courses	56	1,212	4.6%	9.4%	9.5%	9.0%
% of FP17s Relating to Free Repair or Replacements	17	1,212	1.4%	0.5%	0.7%	0.8%
% of FP17s Relating to Continuations	14	1,212	1.2%	0.8%	0.8%	0.9%
% of Patients satisfied with the dentistry they have received	0	0	N/A	92.5%	93.1%	93.2%
% of Patients satisfied with the time they had to wait for an appointment	0	0	N/A	88.5%	87.8%	88.3%

* This is based on patients treated on this contract for their most recent course of treatment. Figures in italics indicate the base number of FP17s or Patient Questionnaire responses are less than 100. N/A is shown where the base number of responses is less than 10 during the period. % is calculated as Quantity/Base number*100

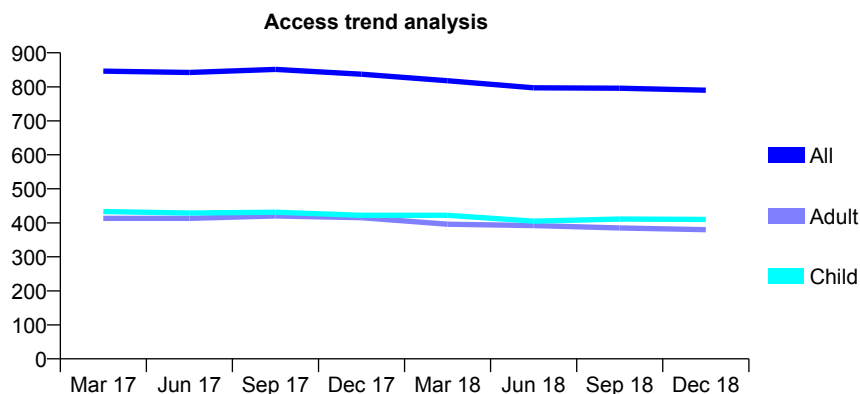
Q68 - Vital Signs At a Glance Contract Report for 222267/0001 - December 2018

Name or company name	Massetts Road Dental Practice
Contract type name	GDS Contract
Purpose of contract	General
Contract start date	01/04/2006
Contract end date	

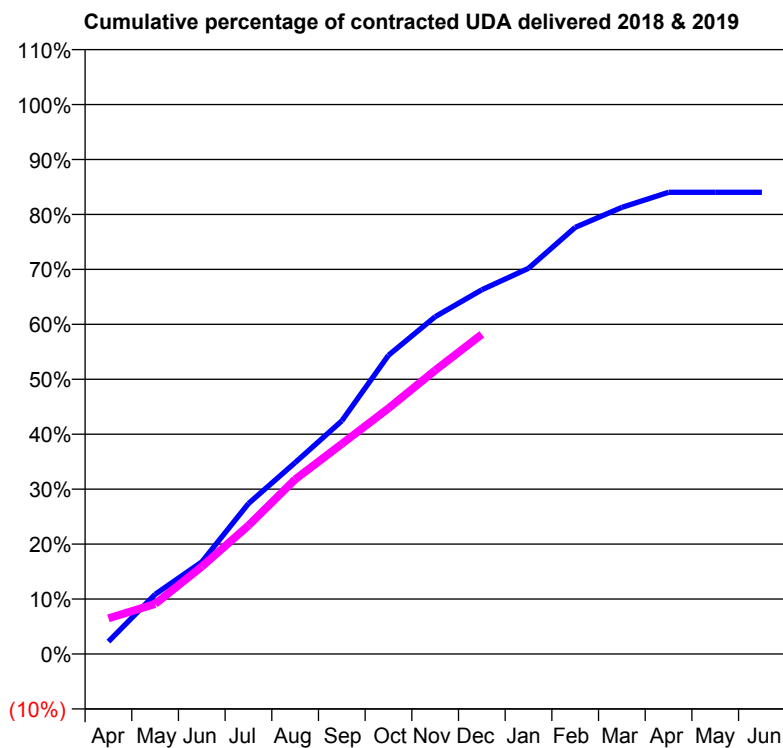
18/19 Contracted general activity (UDA)	1,672
Carry forward general activity (UDA)	0
18/19 Contracted orthodontic activity (UOA)	0
Carry forward orthodontic activity (UOA)	0
Baseline contract value	£38,210.07

ACCESS*

Patients seen in 24 months	Total	Change since previous quarter
Quarter ending December 2017	837	
Quarter ending March 2018	818	↓
Quarter ending June 2018	797	↓
Quarter ending September 2018	796	→
Quarter ending December 2018	790	→
Variance since December 2017	(5.6%)	↓



ACTIVITY



Adjusted Scheduled Activity (UDA)		
Month	2018	2019
April	45	108
May	216	152
June	333	266
July	545	391
August	693	531
September	844	639
October	1,082	747
November	1,222	863
December	1,319	973
January	1,397	
February	1,545	
March	1,618	
April	1,672	
May	1,672	
June	1,672	

QUALITY

	Quantity	Base Number	Contract	AT	Region	England
% of FP17s for the same patient ID Re-attending within 3 months - Children	14	469	3.0%	9.5%	11.3%	11.8%
% of FP17s for the same patient ID Re-attending within 3 months - Adults	18	295	6.1%	15.0%	15.3%	15.6%
% of FP17s for the same patient ID Re-attending between 3 & 9 months - Children	337	469	71.9%	59.9%	61.1%	58.8%
% of FP17s for the same patient ID Re-attending between 3 & 9 months - Adults	194	295	65.8%	51.5%	52.4%	51.0%
% of FP17s for Band 1 Urgent Courses	28	720	3.9%	9.4%	9.5%	9.0%
% of FP17s Relating to Free Repair or Replacements	1	720	0.1%	0.5%	0.7%	0.8%
% of FP17s Relating to Continuations	1	720	0.1%	0.8%	0.8%	0.9%
% of Patients satisfied with the dentistry they have received	0	0	N/A	92.5%	93.1%	93.2%
% of Patients satisfied with the time they had to wait for an appointment	0	0	N/A	88.5%	87.8%	88.3%

* This is based on patients treated on this contract for their most recent course of treatment. Figures in italics indicate the base number of FP17s or Patient Questionnaire responses are less than 100. N/A is shown where the base number of responses is less than 10 during the period. % is calculated as Quantity/Base number*100

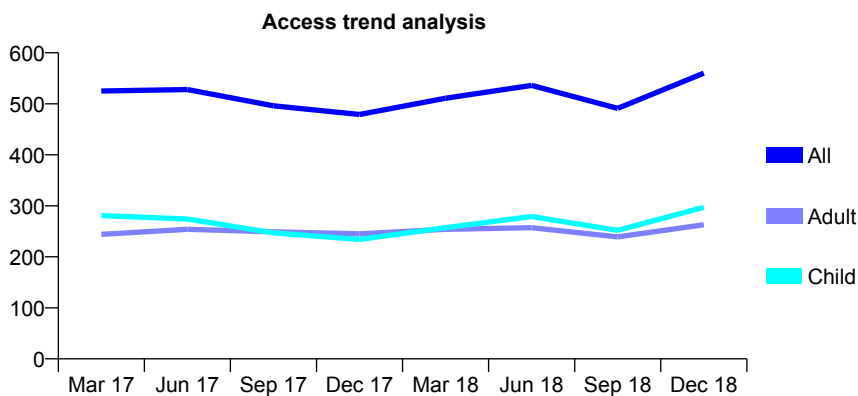
Q68 - Vital Signs At a Glance Contract Report for 228494/0002 - December 2018

Name or company name	Warren House Dental Practice - Cranleigh
Contract type name	GDS Contract
Purpose of contract	General
Contract start date	31/08/2010
Contract end date	

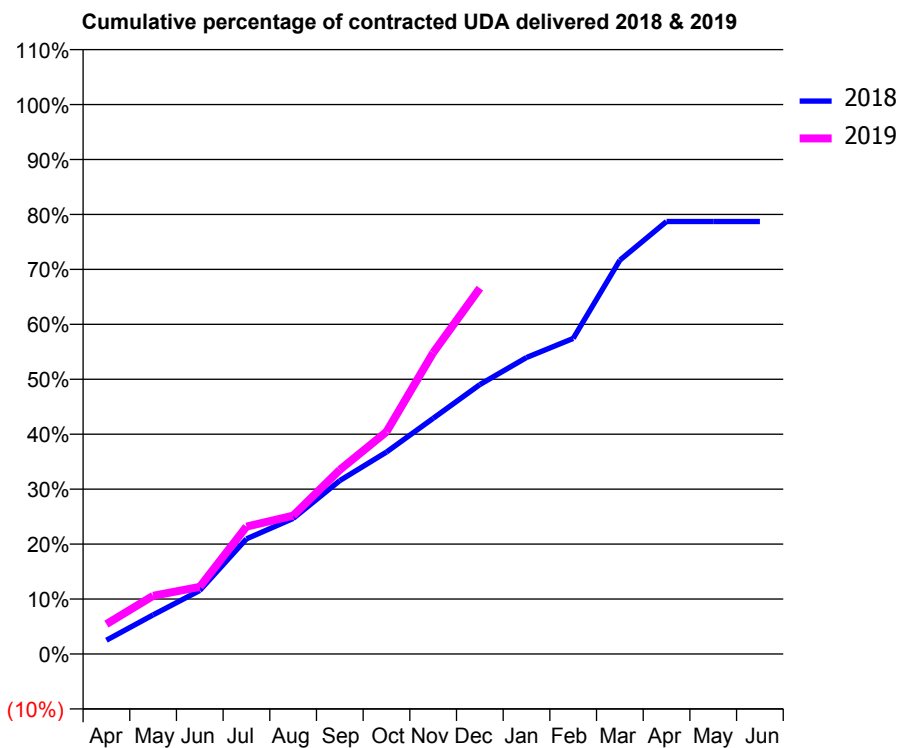
18/19 Contracted general activity (UDA)	1,215
Carry forward general activity (UDA)	0
18/19 Contracted orthodontic activity (UOA)	0
Carry forward orthodontic activity (UOA)	0
Baseline contract value	£30,439.22

ACCESS*

Patients seen in 24 months	Total	Change since previous quarter
Quarter ending December 2017	479	
Quarter ending March 2018	511	↑
Quarter ending June 2018	536	↑
Quarter ending September 2018	491	↓
Quarter ending December 2018	560	↑
Variance since December 2017	16.9%	↑



ACTIVITY



Adjusted Scheduled Activity (UDA)		
Month	2018	2019
April	30	66
May	86	129
June	141	149
July	255	282
August	300	306
September	383	407
October	447	491
November	521	666
December	596	809
January	656	
February	698	
March	871	
April	956	
May	956	
June	956	

QUALITY

	Quantity	Base Number	Contract	AT	Region	England
% of FP17s for the same patient ID Re-attending within 3 months - Children	24	331	7.3%	9.5%	11.3%	11.8%
% of FP17s for the same patient ID Re-attending within 3 months - Adults	7	193	3.6%	15.0%	15.3%	15.6%
% of FP17s for the same patient ID Re-attending between 3 & 9 months - Children	137	331	41.4%	59.9%	61.1%	58.8%
% of FP17s for the same patient ID Re-attending between 3 & 9 months - Adults	83	193	43.0%	51.5%	52.4%	51.0%
% of FP17s for Band 1 Urgent Courses	30	475	6.3%	9.4%	9.5%	9.0%
% of FP17s Relating to Free Repair or Replacements	0	475	0.0%	0.5%	0.7%	0.8%
% of FP17s Relating to Continuations	0	475	0.0%	0.8%	0.8%	0.9%
% of Patients satisfied with the dentistry they have received	0	0	N/A	92.5%	93.1%	93.2%
% of Patients satisfied with the time they had to wait for an appointment	0	0	N/A	88.5%	87.8%	88.3%

* This is based on patients treated on this contract for their most recent course of treatment. Figures in italics indicate the base number of FP17s or Patient Questionnaire responses are less than 100. N/A is shown where the base number of responses is less than 10 during the period. % is calculated as Quantity/Base number*100

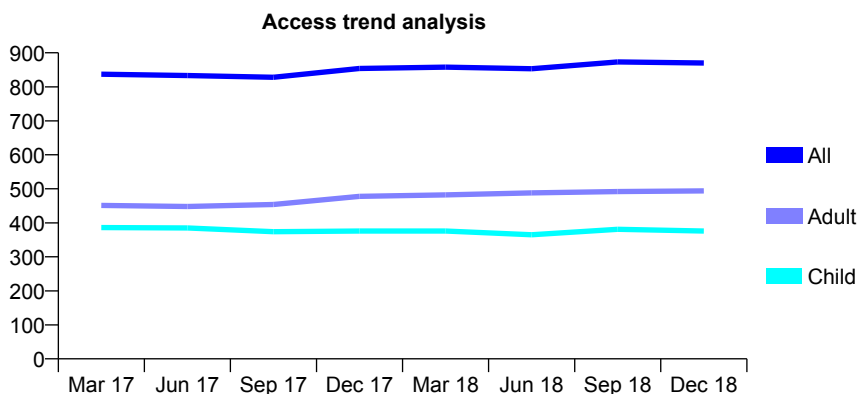
Q68 - Vital Signs At a Glance Contract Report for 229733/0001 - December 2018

Name or company name	MR PJ CASSAR
Contract type name	GDS Contract
Purpose of contract	General
Contract start date	01/04/2006
Contract end date	

18/19 Contracted general activity (UDA)	2,800
Carry forward general activity (UDA)	80
18/19 Contracted orthodontic activity (UOA)	0
Carry forward orthodontic activity (UOA)	0
Baseline contract value	£96,389.99

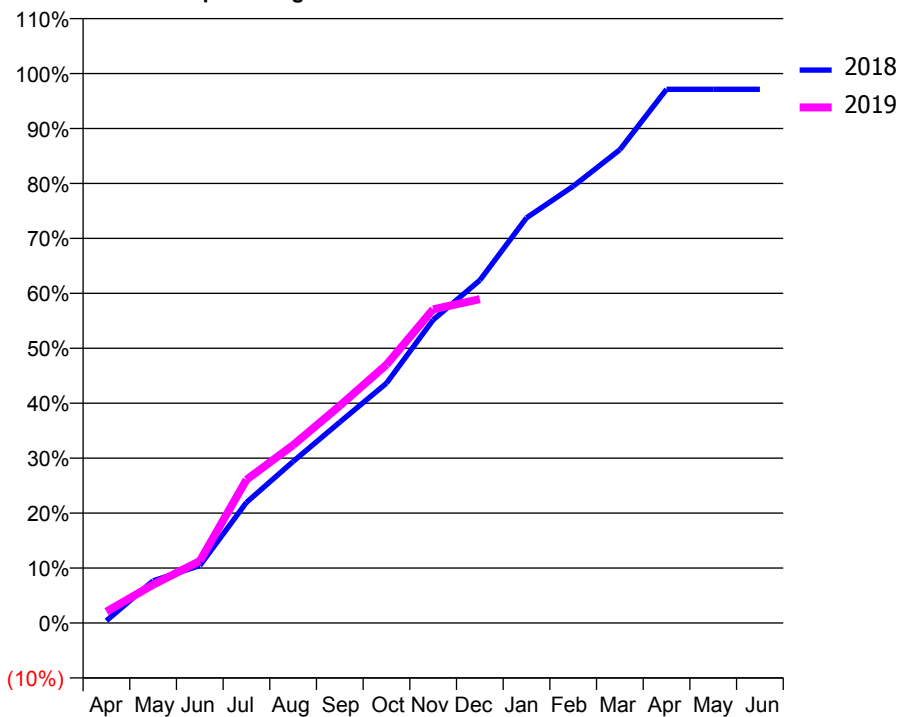
ACCESS*

Patients seen in 24 months	Total	Change since previous quarter
Quarter ending December 2017	854	
Quarter ending March 2018	858	→
Quarter ending June 2018	853	→
Quarter ending September 2018	873	↑
Quarter ending December 2018	870	→
Variance since December 2017	1.9%	→



ACTIVITY

Cumulative percentage of contracted UDA delivered 2018 & 2019



Month	Adjusted Scheduled Activity (UDA)	
	2018	2019
April	12	58
May	215	195
June	293	316
July	615	730
August	823	907
September	1,023	1,107
October	1,222	1,317
November	1,545	1,598
December	1,746	1,650
January	2,064	
February	2,226	
March	2,412	
April	2,719	
May	2,719	
June	2,719	

QUALITY

	Quantity	Base Number	Contract	AT	Region	England
% of FP17s for the same patient ID Re-attending within 3 months - Children	42	436	9.6%	9.5%	11.3%	11.8%
% of FP17s for the same patient ID Re-attending within 3 months - Adults	85	495	17.2%	15.0%	15.3%	15.6%
% of FP17s for the same patient ID Re-attending between 3 & 9 months - Children	281	436	64.4%	59.9%	61.1%	58.8%
% of FP17s for the same patient ID Re-attending between 3 & 9 months - Adults	274	495	55.4%	51.5%	52.4%	51.0%
% of FP17s for Band 1 Urgent Courses	29	821	3.5%	9.4%	9.5%	9.0%
% of FP17s Relating to Free Repair or Replacements	0	821	0.0%	0.5%	0.7%	0.8%
% of FP17s Relating to Continuations	38	821	4.6%	0.8%	0.8%	0.9%
% of Patients satisfied with the dentistry they have received	1	1	N/A	92.5%	93.1%	93.2%
% of Patients satisfied with the time they had to wait for an appointment	1	1	N/A	88.5%	87.8%	88.3%

* This is based on patients treated on this contract for their most recent course of treatment. Figures in italics indicate the base number of FP17s or Patient Questionnaire responses are less than 100. N/A is shown where the base number of responses is less than 10 during the period. % is calculated as Quantity/Base number*100

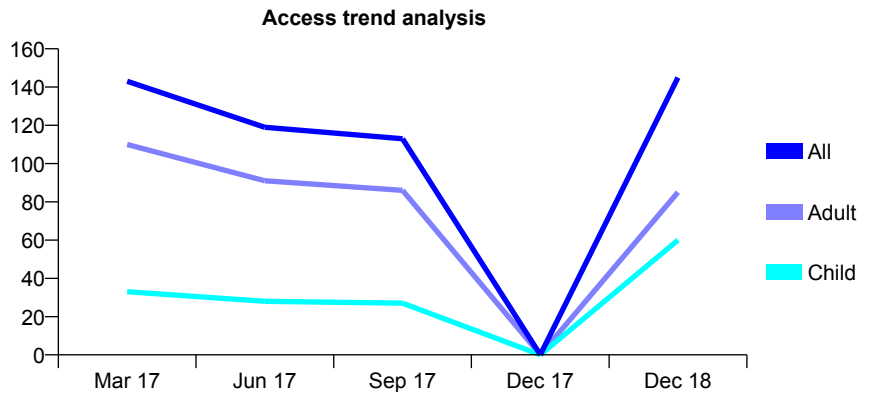
Q68 - Vital Signs At a Glance Contract Report for 232998/0001 - December 2018

Name or company name	Family Dental Centre Partnership
Contract type name	GDS Contract
Purpose of contract	General
Contract start date	01/04/2006
Contract end date	

18/19 Contracted general activity (UDA)	2,606
Carry forward general activity (UDA)	0
18/19 Contracted orthodontic activity (UOA)	0
Carry forward orthodontic activity (UOA)	0
Baseline contract value	£71,827.22

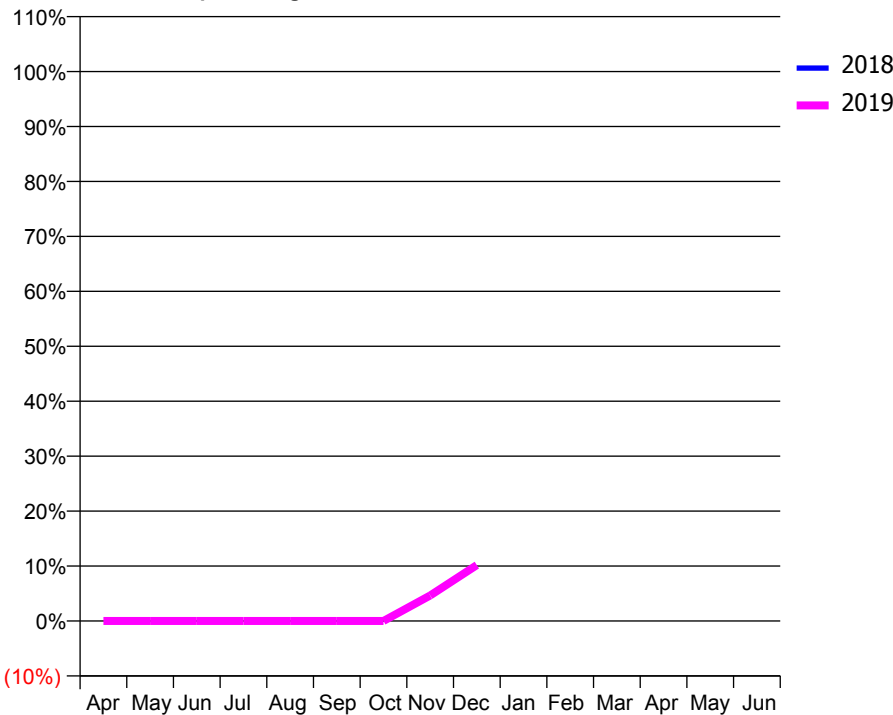
ACCESS*

Patients seen in 24 months	Total	Change since previous quarter
Quarter ending December 2017	0	
Quarter ending March 2018	0	
Quarter ending June 2018	0	
Quarter ending September 2018	0	
Quarter ending December 2018	145	↑
Variance since December 2017	N/A	



ACTIVITY

Cumulative percentage of contracted UDA delivered 2018 & 2019



Month	Adjusted Scheduled Activity (UDA)	
	2018	2019
April	0	0
May	0	0
June	0	0
July	0	0
August	0	0
September	0	0
October	0	0
November	0	121
December	0	265
January	0	
February	0	
March	0	
April	0	
May	0	
June	0	

QUALITY

	Quantity	Base Number	Contract	AT	Region	England
% of FP17s for the same patient ID Re-attending within 3 months - Children	0	51	0.0%	9.5%	11.3%	11.8%
% of FP17s for the same patient ID Re-attending within 3 months - Adults	0	81	0.0%	15.0%	15.3%	15.6%
% of FP17s for the same patient ID Re-attending between 3 & 9 months - Children	0	51	0.0%	59.9%	61.1%	58.8%
% of FP17s for the same patient ID Re-attending between 3 & 9 months - Adults	0	81	0.0%	51.5%	52.4%	51.0%
% of FP17s for Band 1 Urgent Courses	5	132	3.8%	9.4%	9.5%	9.0%
% of FP17s Relating to Free Repair or Replacements	0	132	0.0%	0.5%	0.7%	0.8%
% of FP17s Relating to Continuations	0	132	0.0%	0.8%	0.8%	0.9%
% of Patients satisfied with the dentistry they have received	0	0	N/A	92.5%	93.1%	93.2%
% of Patients satisfied with the time they had to wait for an appointment	0	0	N/A	88.5%	87.8%	88.3%

* This is based on patients treated on this contract for their most recent course of treatment. Figures in italics indicate the base number of FP17s or Patient Questionnaire responses are less than 100. N/A is shown where the base number of responses is less than 10 during the period. % is calculated as Quantity/Base number*100

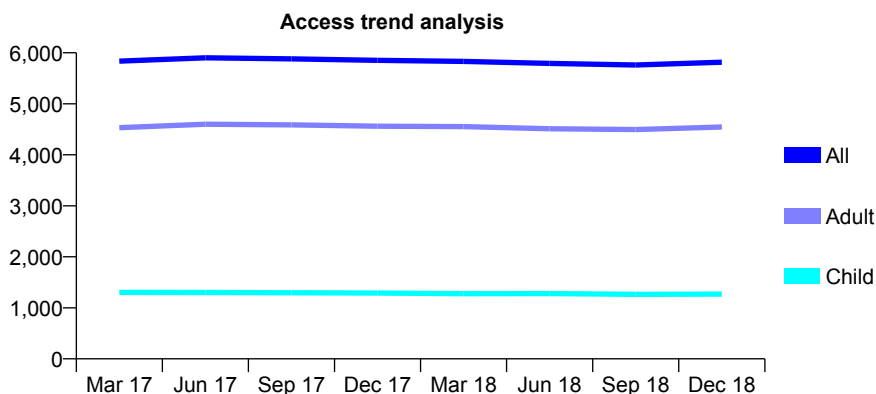
Q68 - Vital Signs At a Glance Contract Report for 234540/0001 - December 2018

Name or company name	MR SN GALVIN
Contract type name	PDS Contract
Purpose of contract	General
Contract start date	01/04/2006
Contract end date	31/03/2026

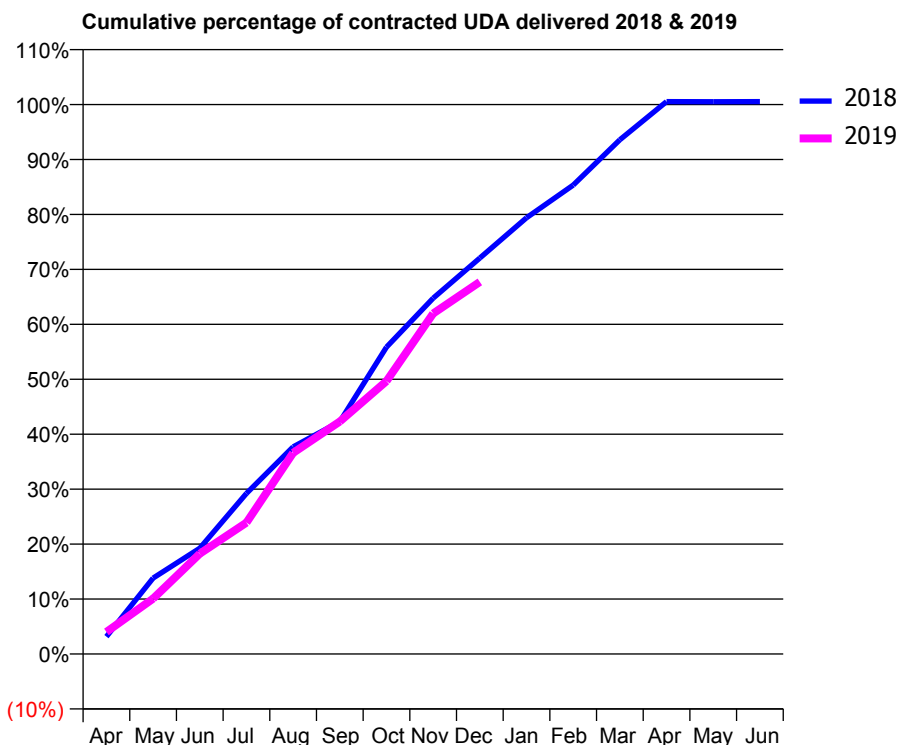
18/19 Contracted general activity (UDA)	18,053
Carry forward general activity (UDA)	0
18/19 Contracted orthodontic activity (UOA)	0
Carry forward orthodontic activity (UOA)	0
Baseline contract value	£561,066.54

ACCESS*

Patients seen in 24 months	Total	Change since previous quarter
Quarter ending December 2017	5,853	
Quarter ending March 2018	5,832	→
Quarter ending June 2018	5,792	→
Quarter ending September 2018	5,760	→
Quarter ending December 2018	5,816	→
Variance since December 2017	(0.6%)	→



ACTIVITY



Month	Adjusted Scheduled Activity (UDA)	
	2018	2019
April	574	725
May	2,497	1,819
June	3,475	3,296
July	5,275	4,316
August	6,805	6,608
September	7,632	7,639
October	10,084	8,966
November	11,692	11,186
December	13,010	12,227
January	14,333	
February	15,405	
March	16,893	
April	18,147	
May	18,145	
June	18,146	

QUALITY

	Quantity	Base Number	Contract	AT	Region	England
% of FP17s for the same patient ID Re-attending within 3 months - Children	85	1,619	5.3%	9.5%	11.3%	11.8%
% of FP17s for the same patient ID Re-attending within 3 months - Adults	897	5,871	15.3%	15.0%	15.3%	15.6%
% of FP17s for the same patient ID Re-attending between 3 & 9 months - Children	1,095	1,619	67.6%	59.9%	61.1%	58.8%
% of FP17s for the same patient ID Re-attending between 3 & 9 months - Adults	3,753	5,871	63.9%	51.5%	52.4%	51.0%
% of FP17s for Band 1 Urgent Courses	664	6,865	9.7%	9.4%	9.5%	9.0%
% of FP17s Relating to Free Repair or Replacements	133	6,865	1.9%	0.5%	0.7%	0.8%
% of FP17s Relating to Continuations	62	6,865	0.9%	0.8%	0.8%	0.9%
% of Patients satisfied with the dentistry they have received	5	5	N/A	92.5%	93.1%	93.2%
% of Patients satisfied with the time they had to wait for an appointment	4	5	N/A	88.5%	87.8%	88.3%

* This is based on patients treated on this contract for their most recent course of treatment. Figures in italics indicate the base number of FP17s or Patient Questionnaire responses are less than 100. N/A is shown where the base number of responses is less than 10 during the period. % is calculated as Quantity/Base number*100

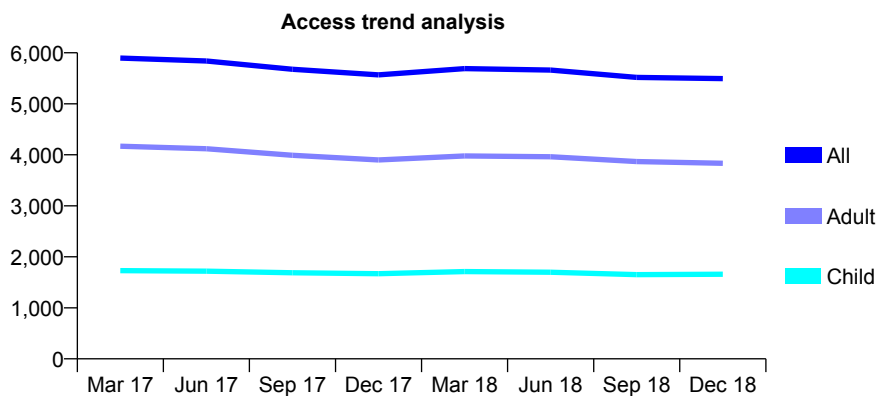
Q68 - Vital Signs At a Glance Contract Report for 234745/0001 - December 2018

Name or company name	MR KH NASSER
Contract type name	GDS Contract
Purpose of contract	General
Contract start date	01/04/2006
Contract end date	

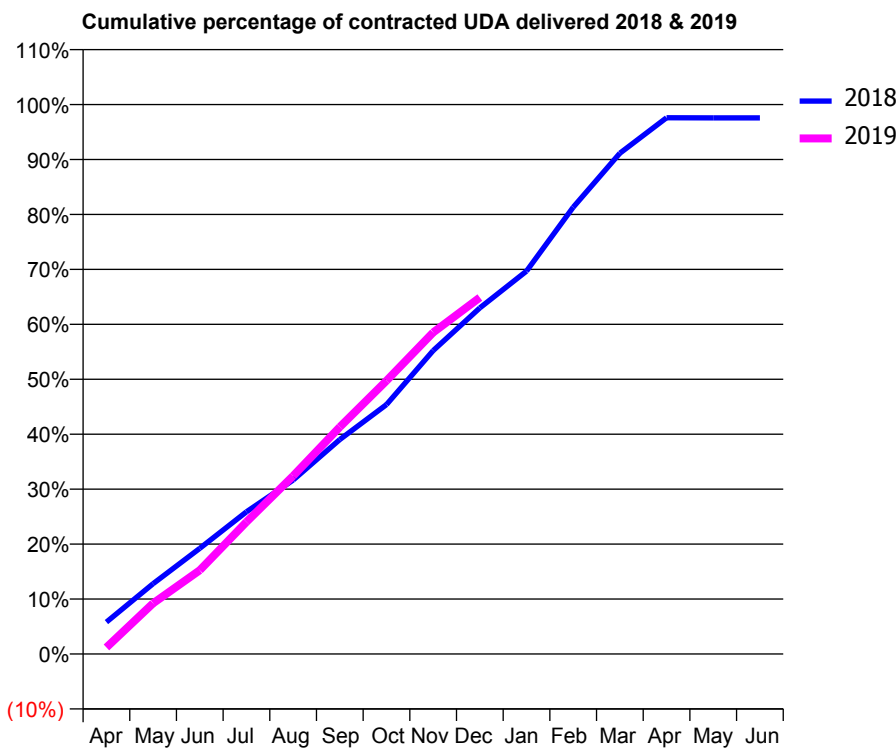
18/19 Contracted general activity (UDA)	14,942
Carry forward general activity (UDA)	363
18/19 Contracted orthodontic activity (UOA)	0
Carry forward orthodontic activity (UOA)	0
Baseline contract value	£401,813.69

ACCESS*

Patients seen in 24 months	Total	Change since previous quarter
Quarter ending December 2017	5,568	
Quarter ending March 2018	5,689	↑
Quarter ending June 2018	5,661	→
Quarter ending September 2018	5,518	↓
Quarter ending December 2018	5,493	→
Variance since December 2017	(1.3%)	↓



ACTIVITY



Month	Adjusted Scheduled Activity (UDA)	
	2018	2019
April	870	181
May	1,913	1,378
June	2,874	2,277
July	3,868	3,590
August	4,729	4,844
September	5,834	6,173
October	6,784	7,432
November	8,251	8,745
December	9,413	9,694
January	10,411	
February	12,150	
March	13,619	
April	14,583	
May	14,579	
June	14,579	

QUALITY

	Quantity	Base Number	Contract	AT	Region	England
% of FP17s for the same patient ID Re-attending within 3 months - Children	139	1,956	7.1%	9.5%	11.3%	11.8%
% of FP17s for the same patient ID Re-attending within 3 months - Adults	429	3,936	10.9%	15.0%	15.3%	15.6%
% of FP17s for the same patient ID Re-attending between 3 & 9 months - Children	1,270	1,956	64.9%	59.9%	61.1%	58.8%
% of FP17s for the same patient ID Re-attending between 3 & 9 months - Adults	2,341	3,936	59.5%	51.5%	52.4%	51.0%
% of FP17s for Band 1 Urgent Courses	493	5,549	8.9%	9.4%	9.5%	9.0%
% of FP17s Relating to Free Repair or Replacements	35	5,549	0.6%	0.5%	0.7%	0.8%
% of FP17s Relating to Continuations	11	5,549	0.2%	0.8%	0.8%	0.9%
% of Patients satisfied with the dentistry they have received	1	2	N/A	92.5%	93.1%	93.2%
% of Patients satisfied with the time they had to wait for an appointment	1	2	N/A	88.5%	87.8%	88.3%

* This is based on patients treated on this contract for their most recent course of treatment. Figures in italics indicate the base number of FP17s or Patient Questionnaire responses are less than 100. N/A is shown where the base number of responses is less than 10 during the period. % is calculated as Quantity/Base number*100

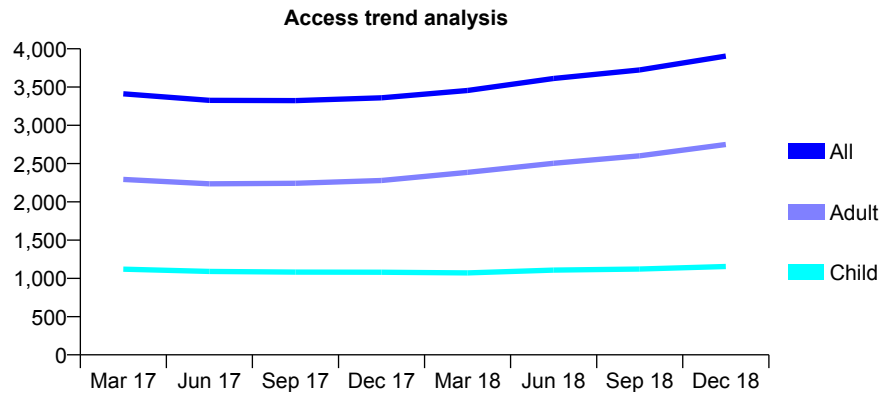
Q68 - Vital Signs At a Glance Contract Report for 238392/0001 - December 2018

Name or company name	MR VS AMIN
Contract type name	GDS Contract
Purpose of contract	General
Contract start date	01/04/2006
Contract end date	

18/19 Contracted general activity (UDA)	10,100
Carry forward general activity (UDA)	0
18/19 Contracted orthodontic activity (UOA)	0
Carry forward orthodontic activity (UOA)	0
Baseline contract value	£243,204.97

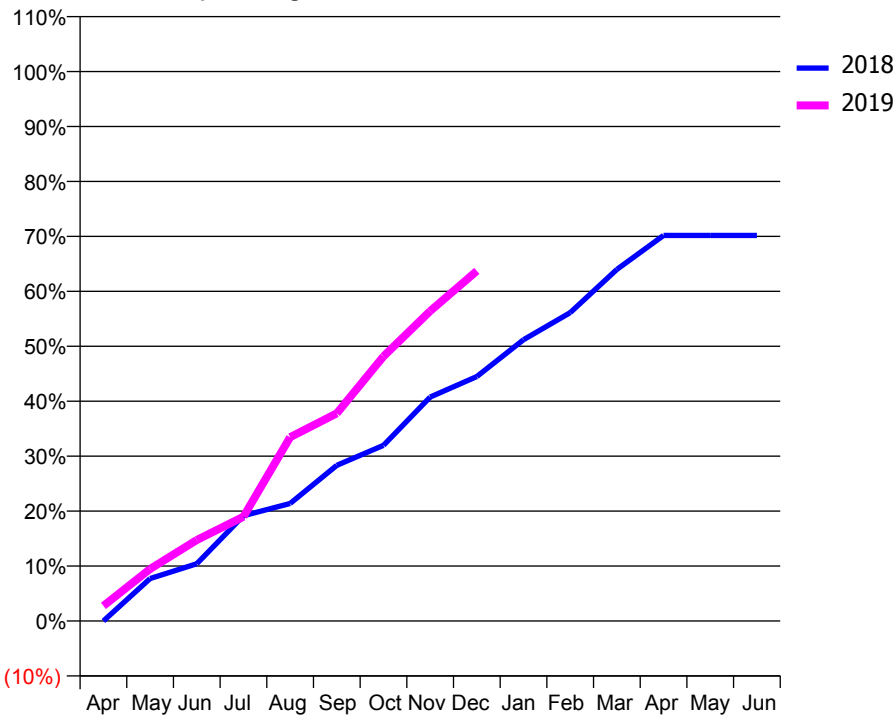
ACCESS*

Patients seen in 24 months	Total	Change since previous quarter
Quarter ending December 2017	3,359	
Quarter ending March 2018	3,456	↑
Quarter ending June 2018	3,612	↑
Quarter ending September 2018	3,723	↑
Quarter ending December 2018	3,905	↑
Variance since December 2017	16.3%	↑



ACTIVITY

Cumulative percentage of contracted UDA delivered 2018 & 2019



Month	Adjusted Scheduled Activity (UDA)	
	2018	2019
April	0	279
May	781	957
June	1,052	1,489
July	1,935	1,919
August	2,159	3,379
September	2,861	3,818
October	3,228	4,863
November	4,116	5,696
December	4,493	6,435
January	5,171	
February	5,668	
March	6,462	
April	7,086	
May	7,086	
June	7,086	

QUALITY

	Quantity	Base Number	Contract	AT	Region	England
% of FP17s for the same patient ID Re-attending within 3 months - Children	67	1,457	4.6%	9.5%	11.3%	11.8%
% of FP17s for the same patient ID Re-attending within 3 months - Adults	337	3,338	10.1%	15.0%	15.3%	15.6%
% of FP17s for the same patient ID Re-attending between 3 & 9 months - Children	921	1,457	63.2%	59.9%	61.1%	58.8%
% of FP17s for the same patient ID Re-attending between 3 & 9 months - Adults	1,891	3,338	56.7%	51.5%	52.4%	51.0%
% of FP17s for Band 1 Urgent Courses	308	3,922	7.9%	9.4%	9.5%	9.0%
% of FP17s Relating to Free Repair or Replacements	12	3,922	0.3%	0.5%	0.7%	0.8%
% of FP17s Relating to Continuations	6	3,922	0.2%	0.8%	0.8%	0.9%
% of Patients satisfied with the dentistry they have received	0	0	N/A	92.5%	93.1%	93.2%
% of Patients satisfied with the time they had to wait for an appointment	0	0	N/A	88.5%	87.8%	88.3%

* This is based on patients treated on this contract for their most recent course of treatment. Figures in italics indicate the base number of FP17s or Patient Questionnaire responses are less than 100. N/A is shown where the base number of responses is less than 10 during the period. % is calculated as Quantity/Base number*100

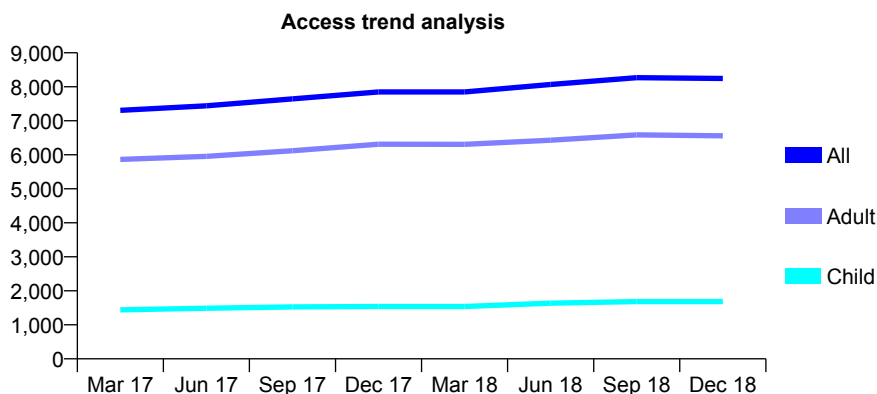
Q68 - Vital Signs At a Glance Contract Report for 238783/0003 - December 2018

Name or company name	MR AN ZYBUTZ
Contract type name	GDS Contract
Purpose of contract	General
Contract start date	01/04/2006
Contract end date	

18/19 Contracted general activity (UDA)	27,623
Carry forward general activity (UDA)	0
18/19 Contracted orthodontic activity (UOA)	0
Carry forward orthodontic activity (UOA)	0
Baseline contract value	£751,516.42

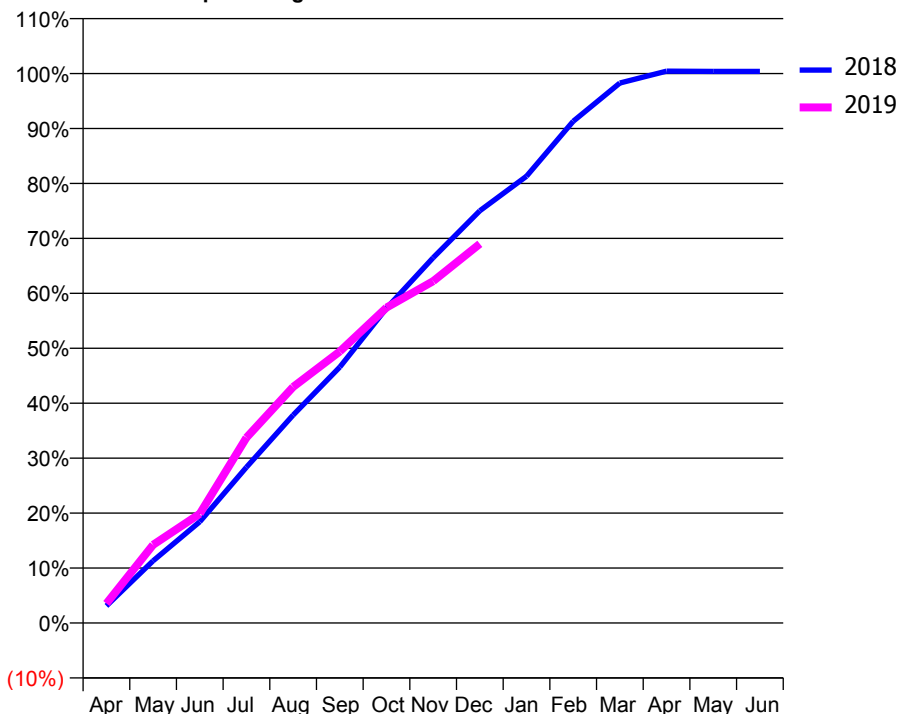
ACCESS*

Patients seen in 24 months	Total	Change since previous quarter
Quarter ending December 2017	7,849	
Quarter ending March 2018	7,848	→
Quarter ending June 2018	8,068	↑
Quarter ending September 2018	8,268	↑
Quarter ending December 2018	8,244	→
Variance since December 2017	5.0%	↑



ACTIVITY

Cumulative percentage of contracted UDA delivered 2018 & 2019



Month	Adjusted Scheduled Activity (UDA)	
	2018	2019
April	861	981
May	3,124	3,931
June	5,091	5,491
July	7,836	9,319
August	10,456	11,870
September	12,866	13,651
October	15,823	15,857
November	18,363	17,187
December	20,723	19,064
January	22,462	
February	25,220	
March	27,145	
April	27,739	
May	27,726	
June	27,725	

QUALITY

	Quantity	Base Number	Contract	AT	Region	England
% of FP17s for the same patient ID Re-attending within 3 months - Children	89	1,471	6.1%	9.5%	11.3%	11.8%
% of FP17s for the same patient ID Re-attending within 3 months - Adults	1,115	6,031	18.5%	15.0%	15.3%	15.6%
% of FP17s for the same patient ID Re-attending between 3 & 9 months - Children	670	1,471	45.5%	59.9%	61.1%	58.8%
% of FP17s for the same patient ID Re-attending between 3 & 9 months - Adults	2,474	6,031	41.0%	51.5%	52.4%	51.0%
% of FP17s for Band 1 Urgent Courses	1,023	7,301	14.0%	9.4%	9.5%	9.0%
% of FP17s Relating to Free Repair or Replacements	48	7,301	0.7%	0.5%	0.7%	0.8%
% of FP17s Relating to Continuations	191	7,301	2.6%	0.8%	0.8%	0.9%
% of Patients satisfied with the dentistry they have received	5	6	N/A	92.5%	93.1%	93.2%
% of Patients satisfied with the time they had to wait for an appointment	5	6	N/A	88.5%	87.8%	88.3%

* This is based on patients treated on this contract for their most recent course of treatment. Figures in italics indicate the base number of FP17s or Patient Questionnaire responses are less than 100. N/A is shown where the base number of responses is less than 10 during the period. % is calculated as Quantity/Base number*100

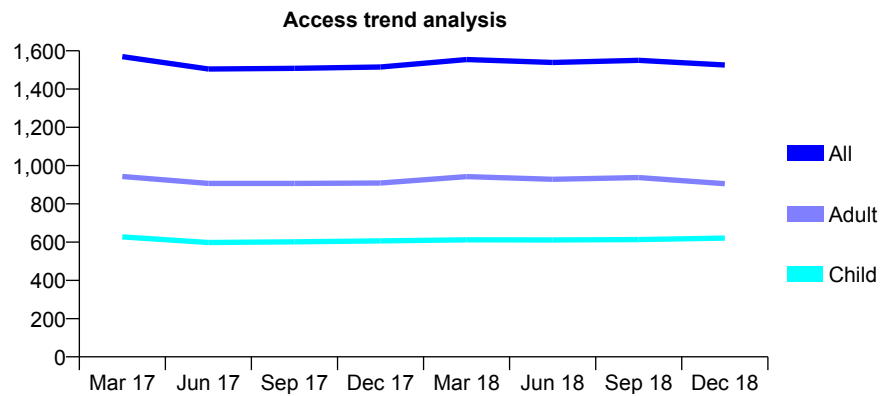
Q68 - Vital Signs At a Glance Contract Report for 239410/0001 - December 2018

Name or company name	MR DB DEWSON
Contract type name	GDS Contract
Purpose of contract	General
Contract start date	01/04/2006
Contract end date	

18/19 Contracted general activity (UDA)	5,806
Carry forward general activity (UDA)	65
18/19 Contracted orthodontic activity (UOA)	0
Carry forward orthodontic activity (UOA)	0
Baseline contract value	£146,768.07

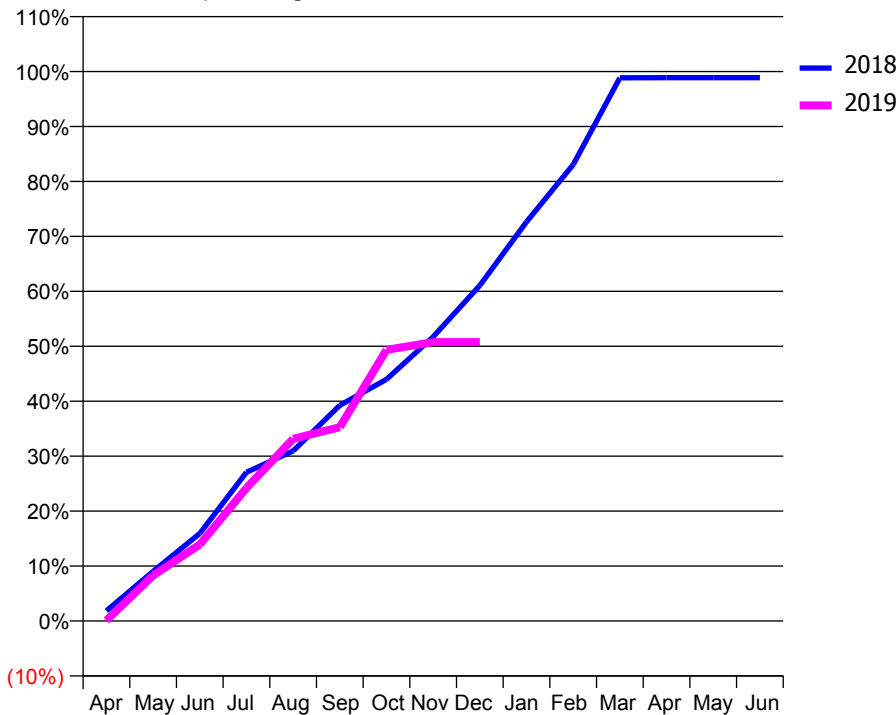
ACCESS*

Patients seen in 24 months	Total	Change since previous quarter
Quarter ending December 2017	1,515	
Quarter ending March 2018	1,554	↑
Quarter ending June 2018	1,539	→
Quarter ending September 2018	1,550	→
Quarter ending December 2018	1,526	↓
Variance since December 2017	0.7%	→



ACTIVITY

Cumulative percentage of contracted UDA delivered 2018 & 2019



Month	Adjusted Scheduled Activity (UDA)	
	2018	2019
April	107	7
May	525	481
June	925	808
July	1,571	1,405
August	1,796	1,926
September	2,279	2,048
October	2,554	2,865
November	3,003	2,947
December	3,546	2,947
January	4,218	
February	4,822	
March	5,739	
April	5,740	
May	5,740	
June	5,740	

QUALITY

	Quantity	Base Number	Contract	AT	Region	England
% of FP17s for the same patient ID Re-attending within 3 months - Children	16	400	4.0%	9.5%	11.3%	11.8%
% of FP17s for the same patient ID Re-attending within 3 months - Adults	36	499	7.2%	15.0%	15.3%	15.6%
% of FP17s for the same patient ID Re-attending between 3 & 9 months - Children	156	400	39.0%	59.9%	61.1%	58.8%
% of FP17s for the same patient ID Re-attending between 3 & 9 months - Adults	191	499	38.3%	51.5%	52.4%	51.0%
% of FP17s for Band 1 Urgent Courses	1	898	0.1%	9.4%	9.5%	9.0%
% of FP17s Relating to Free Repair or Replacements	2	898	0.2%	0.5%	0.7%	0.8%
% of FP17s Relating to Continuations	23	898	2.6%	0.8%	0.8%	0.9%
% of Patients satisfied with the dentistry they have received	0	0	N/A	92.5%	93.1%	93.2%
% of Patients satisfied with the time they had to wait for an appointment	0	0	N/A	88.5%	87.8%	88.3%

* This is based on patients treated on this contract for their most recent course of treatment. Figures in italics indicate the base number of FP17s or Patient Questionnaire responses are less than 100. N/A is shown where the base number of responses is less than 10 during the period. % is calculated as Quantity/Base number*100

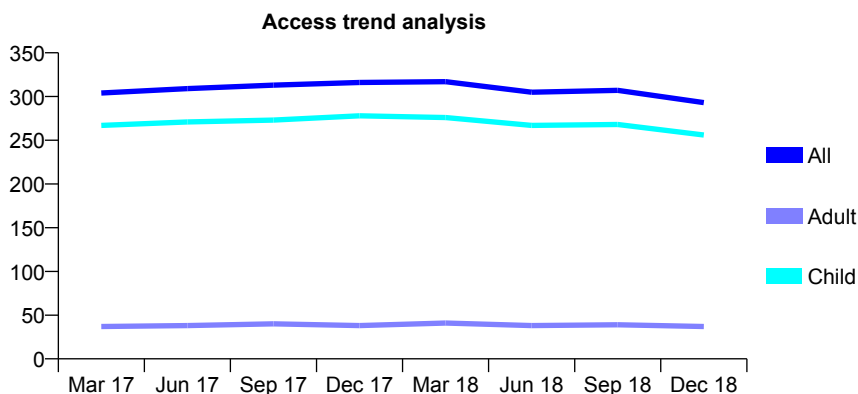
Q68 - Vital Signs At a Glance Contract Report for 239437/0001 - December 2018

Name or company name	MR JT DOWNEY
Contract type name	GDS Contract
Purpose of contract	General
Contract start date	01/04/2006
Contract end date	

18/19 Contracted general activity (UDA)	475
Carry forward general activity (UDA)	0
18/19 Contracted orthodontic activity (UOA)	0
Carry forward orthodontic activity (UOA)	0
Baseline contract value	£13,035.66

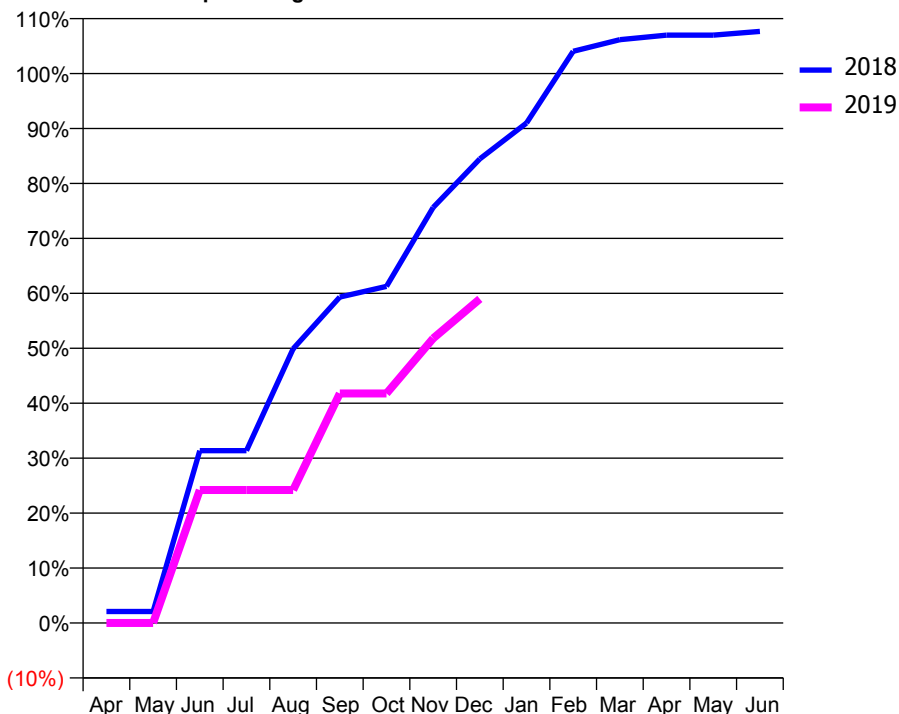
ACCESS*

Patients seen in 24 months	Total	Change since previous quarter
Quarter ending December 2017	316	
Quarter ending March 2018	317	→
Quarter ending June 2018	305	↓
Quarter ending September 2018	307	→
Quarter ending December 2018	293	↓
Variance since December 2017	(7.3%)	↓



ACTIVITY

Cumulative percentage of contracted UDA delivered 2018 & 2019



Month	Adjusted Scheduled Activity (UDA)	
	2018	2019
April	10	0
May	10	0
June	149	115
July	149	115
August	237	115
September	282	198
October	291	198
November	359	246
December	401	280
January	432	
February	494	
March	504	
April	508	
May	508	
June	511	

QUALITY

	Quantity	Base Number	Contract	AT	Region	England
% of FP17s for the same patient ID Re-attending within 3 months - Children	8	261	3.1%	9.5%	11.3%	11.8%
% of FP17s for the same patient ID Re-attending within 3 months - Adults	1	15	6.7%	15.0%	15.3%	15.6%
% of FP17s for the same patient ID Re-attending between 3 & 9 months - Children	151	261	57.9%	59.9%	61.1%	58.8%
% of FP17s for the same patient ID Re-attending between 3 & 9 months - Adults	7	15	46.7%	51.5%	52.4%	51.0%
% of FP17s for Band 1 Urgent Courses	6	268	2.2%	9.4%	9.5%	9.0%
% of FP17s Relating to Free Repair or Replacements	0	268	0.0%	0.5%	0.7%	0.8%
% of FP17s Relating to Continuations	0	268	0.0%	0.8%	0.8%	0.9%
% of Patients satisfied with the dentistry they have received	0	0	N/A	92.5%	93.1%	93.2%
% of Patients satisfied with the time they had to wait for an appointment	0	0	N/A	88.5%	87.8%	88.3%

* This is based on patients treated on this contract for their most recent course of treatment. Figures in italics indicate the base number of FP17s or Patient Questionnaire responses are less than 100. N/A is shown where the base number of responses is less than 10 during the period. % is calculated as Quantity/Base number*100

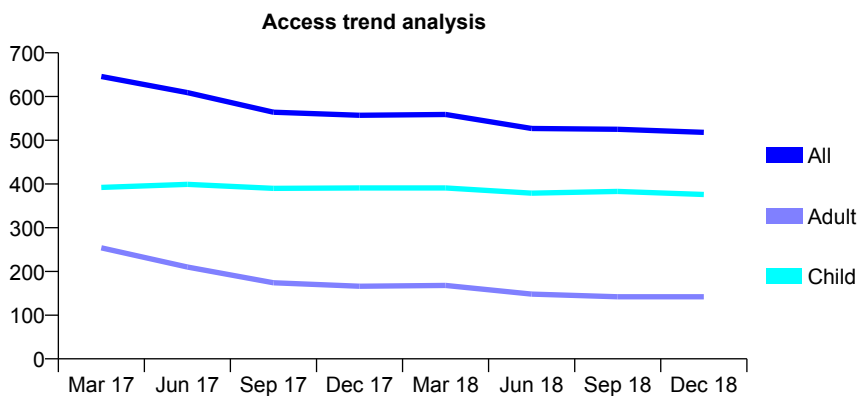
Q68 - Vital Signs At a Glance Contract Report for 239461/0001 - December 2018

Name or company name	MR SW GREAVES
Contract type name	GDS Contract
Purpose of contract	General
Contract start date	18/06/2012
Contract end date	

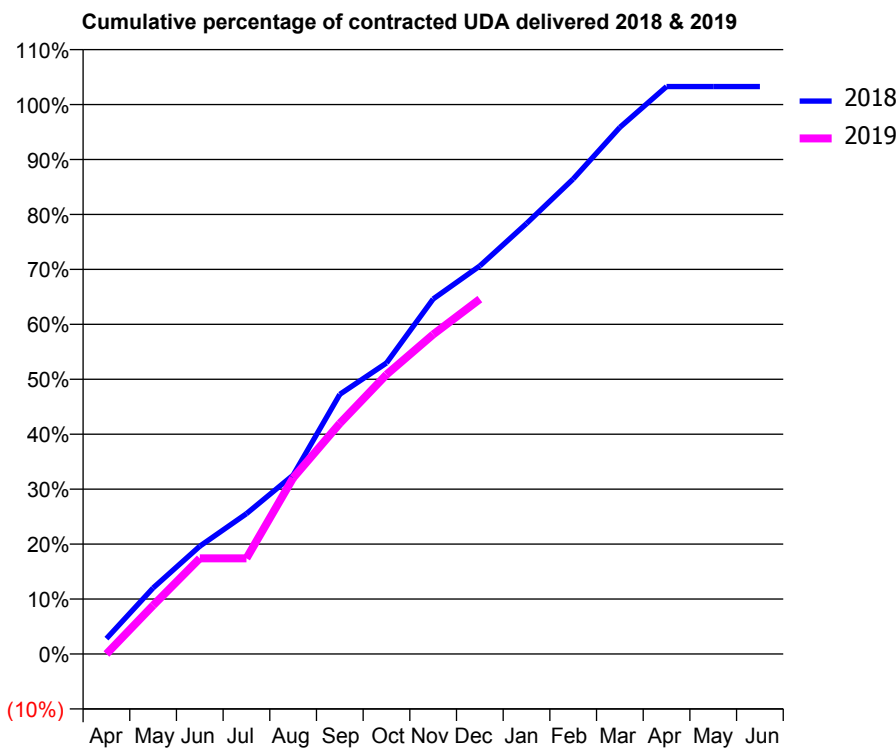
18/19 Contracted general activity (UDA)	1,000
Carry forward general activity (UDA)	0
18/19 Contracted orthodontic activity (UOA)	0
Carry forward orthodontic activity (UOA)	0
Baseline contract value	£22,857.18

ACCESS*

Patients seen in 24 months	Total	Change since previous quarter
Quarter ending December 2017	557	
Quarter ending March 2018	559	→
Quarter ending June 2018	527	↓
Quarter ending September 2018	525	→
Quarter ending December 2018	518	↓
Variance since December 2017	(7.0%)	↓



ACTIVITY



Adjusted Scheduled Activity (UDA)		
Month	2018	2019
April	28	0
May	120	88
June	196	174
July	255	174
August	326	320
September	473	420
October	530	509
November	646	582
December	706	646
January	783	
February	864	
March	958	
April	1,033	
May	1,033	
June	1,033	

QUALITY

	Quantity	Base Number	Contract	AT	Region	England
% of FP17s for the same patient ID Re-attending within 3 months - Children	13	437	3.0%	9.5%	11.3%	11.8%
% of FP17s for the same patient ID Re-attending within 3 months - Adults	11	104	10.6%	15.0%	15.3%	15.6%
% of FP17s for the same patient ID Re-attending between 3 & 9 months - Children	312	437	71.4%	59.9%	61.1%	58.8%
% of FP17s for the same patient ID Re-attending between 3 & 9 months - Adults	56	104	53.8%	51.5%	52.4%	51.0%
% of FP17s for Band 1 Urgent Courses	14	487	2.9%	9.4%	9.5%	9.0%
% of FP17s Relating to Free Repair or Replacements	0	487	0.0%	0.5%	0.7%	0.8%
% of FP17s Relating to Continuations	0	487	0.0%	0.8%	0.8%	0.9%
% of Patients satisfied with the dentistry they have received	0	0	N/A	92.5%	93.1%	93.2%
% of Patients satisfied with the time they had to wait for an appointment	0	0	N/A	88.5%	87.8%	88.3%

* This is based on patients treated on this contract for their most recent course of treatment. Figures in italics indicate the base number of FP17s or Patient Questionnaire responses are less than 100. N/A is shown where the base number of responses is less than 10 during the period. % is calculated as Quantity/Base number*100

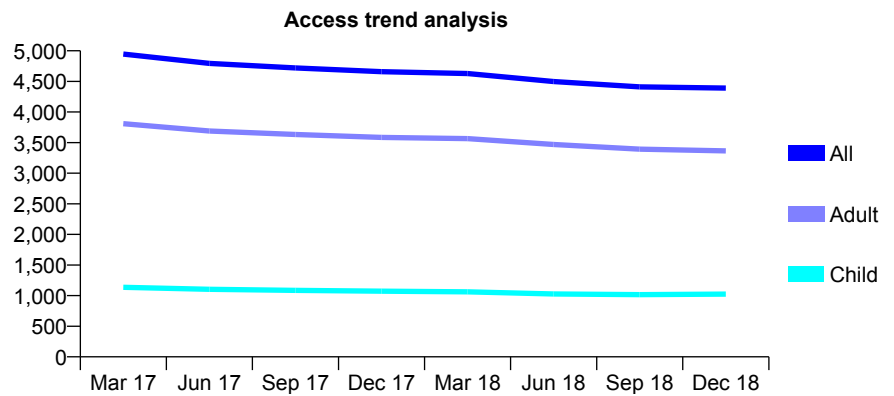
Q68 - Vital Signs At a Glance Contract Report for 241423/0002 - December 2018

Name or company name	MR R SIVA
Contract type name	GDS Contract
Purpose of contract	General
Contract start date	01/12/2007
Contract end date	

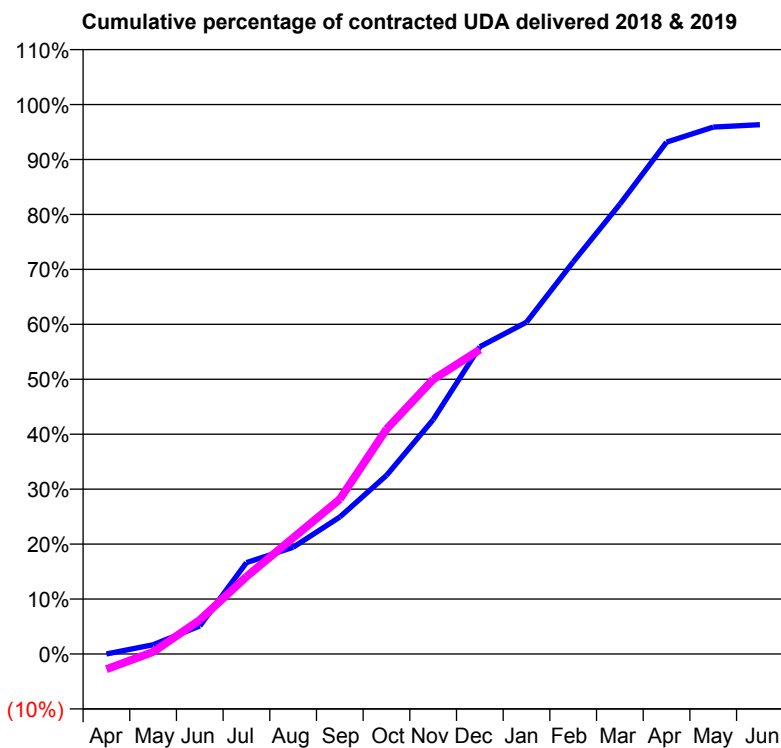
18/19 Contracted general activity (UDA)	15,100
Carry forward general activity (UDA)	544
18/19 Contracted orthodontic activity (UOA)	0
Carry forward orthodontic activity (UOA)	0
Baseline contract value	£366,396.66

ACCESS*

Patients seen in 24 months	Total	Change since previous quarter
Quarter ending December 2017	4,659	
Quarter ending March 2018	4,628	→
Quarter ending June 2018	4,497	↓
Quarter ending September 2018	4,410	↓
Quarter ending December 2018	4,390	→
Variance since December 2017	(5.8%)	↓



ACTIVITY



Month	Adjusted Scheduled Activity (UDA)	
	2018	2019
April	0	-421
May	250	58
June	756	936
July	2,460	2,128
August	2,877	3,194
September	3,691	4,258
October	4,812	6,179
November	6,314	7,546
December	8,278	8,363
January	8,937	
February	10,560	
March	12,116	
April	13,785	
May	14,194	
June	14,257	

QUALITY

	Quantity	Base Number	Contract	AT	Region	England
% of FP17s for the same patient ID Re-attending within 3 months - Children	82	951	8.6%	9.5%	11.3%	11.8%
% of FP17s for the same patient ID Re-attending within 3 months - Adults	575	3,151	18.2%	15.0%	15.3%	15.6%
% of FP17s for the same patient ID Re-attending between 3 & 9 months - Children	376	951	39.5%	59.9%	61.1%	58.8%
% of FP17s for the same patient ID Re-attending between 3 & 9 months - Adults	1,050	3,151	33.3%	51.5%	52.4%	51.0%
% of FP17s for Band 1 Urgent Courses	512	3,593	14.2%	9.4%	9.5%	9.0%
% of FP17s Relating to Free Repair or Replacements	0	3,593	0.0%	0.5%	0.7%	0.8%
% of FP17s Relating to Continuations	10	3,593	0.3%	0.8%	0.8%	0.9%
% of Patients satisfied with the dentistry they have received	8	8	N/A	92.5%	93.1%	93.2%
% of Patients satisfied with the time they had to wait for an appointment	8	8	N/A	88.5%	87.8%	88.3%

* This is based on patients treated on this contract for their most recent course of treatment. Figures in italics indicate the base number of FP17s or Patient Questionnaire responses are less than 100. N/A is shown where the base number of responses is less than 10 during the period. % is calculated as Quantity/Base number*100

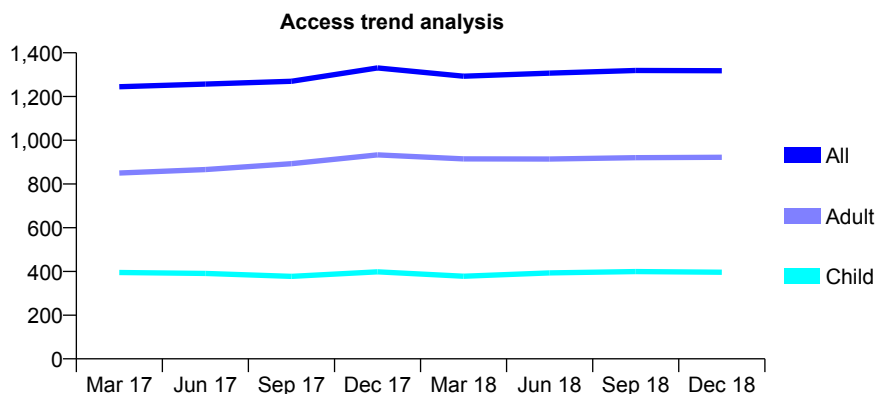
Q68 - Vital Signs At a Glance Contract Report for 245003/0001 - December 2018

Name or company name	MR K ABODI
Contract type name	GDS Contract
Purpose of contract	General
Contract start date	01/04/2006
Contract end date	

18/19 Contracted general activity (UDA)	2,477
Carry forward general activity (UDA)	0
18/19 Contracted orthodontic activity (UOA)	0
Carry forward orthodontic activity (UOA)	0
Baseline contract value	£62,314.33

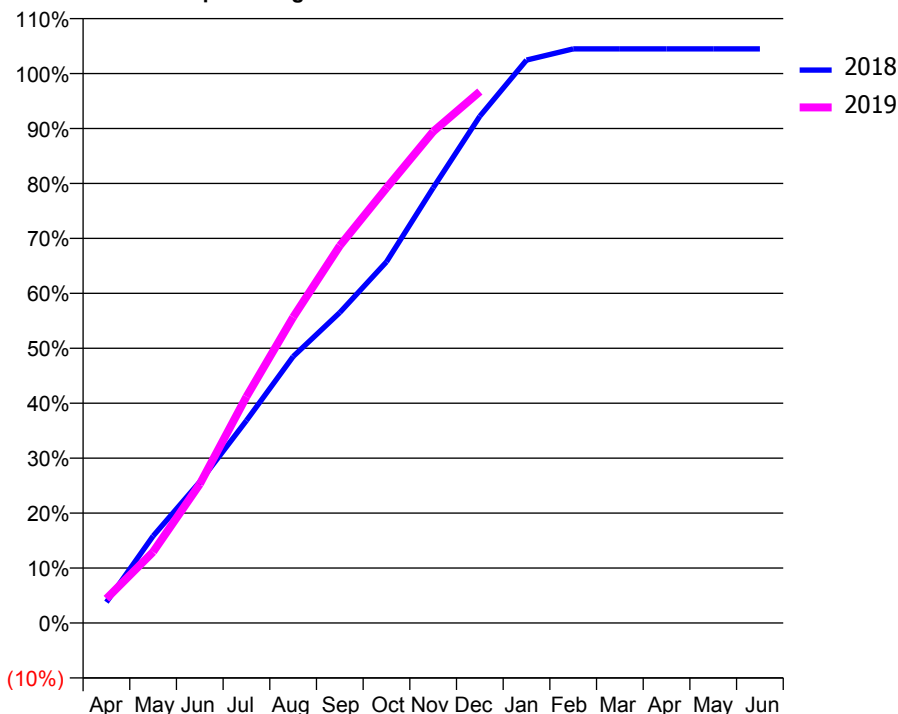
ACCESS*

Patients seen in 24 months	Total	Change since previous quarter
Quarter ending December 2017	1,331	
Quarter ending March 2018	1,293	↓
Quarter ending June 2018	1,307	→
Quarter ending September 2018	1,319	→
Quarter ending December 2018	1,318	→
Variance since December 2017	(1.0%)	→



ACTIVITY

Cumulative percentage of contracted UDA delivered 2018 & 2019



Month	Adjusted Scheduled Activity (UDA)	
	2018	2019
April	94	109
May	392	321
June	636	626
July	913	1,020
August	1,201	1,379
September	1,400	1,701
October	1,628	1,961
November	1,962	2,215
December	2,285	2,395
January	2,538	
February	2,588	
March	2,588	
April	2,588	
May	2,588	
June	2,588	

QUALITY

	Quantity	Base Number	Contract	AT	Region	England
% of FP17s for the same patient ID Re-attending within 3 months - Children	20	491	4.1%	9.5%	11.3%	11.8%
% of FP17s for the same patient ID Re-attending within 3 months - Adults	66	862	7.7%	15.0%	15.3%	15.6%
% of FP17s for the same patient ID Re-attending between 3 & 9 months - Children	285	491	58.0%	59.9%	61.1%	58.8%
% of FP17s for the same patient ID Re-attending between 3 & 9 months - Adults	358	862	41.5%	51.5%	52.4%	51.0%
% of FP17s for Band 1 Urgent Courses	81	1,353	6.0%	9.4%	9.5%	9.0%
% of FP17s Relating to Free Repair or Replacements	0	1,353	0.0%	0.5%	0.7%	0.8%
% of FP17s Relating to Continuations	0	1,353	0.0%	0.8%	0.8%	0.9%
% of Patients satisfied with the dentistry they have received	0	0	N/A	92.5%	93.1%	93.2%
% of Patients satisfied with the time they had to wait for an appointment	0	0	N/A	88.5%	87.8%	88.3%

* This is based on patients treated on this contract for their most recent course of treatment. Figures in italics indicate the base number of FP17s or Patient Questionnaire responses are less than 100. N/A is shown where the base number of responses is less than 10 during the period. % is calculated as Quantity/Base number*100

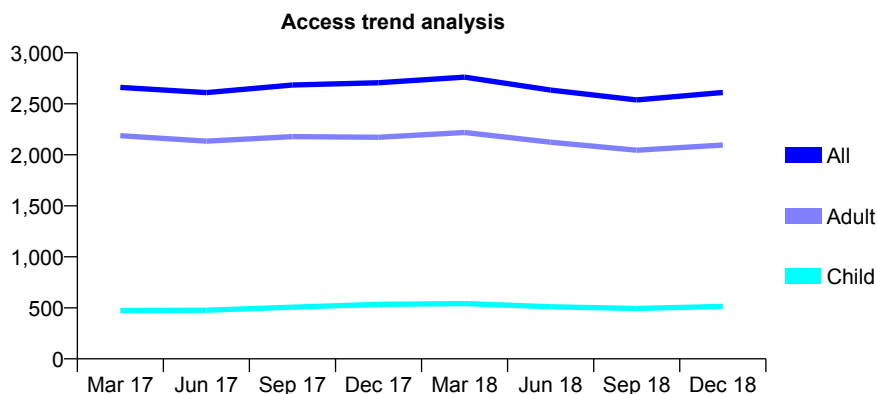
Q68 - Vital Signs At a Glance Contract Report for 249599/0001 - December 2018

Name or company name	Mr Ambrose Ebhohimen
Contract type name	GDS Contract
Purpose of contract	General
Contract start date	01/04/2006
Contract end date	

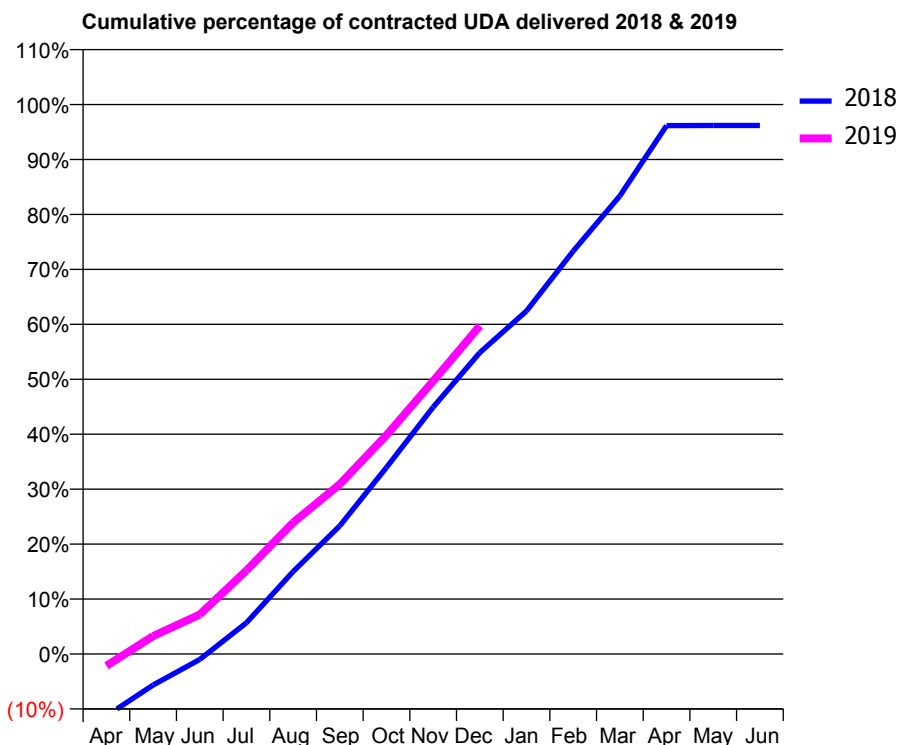
18/19 Contracted general activity (UDA)	9,545
Carry forward general activity (UDA)	364
18/19 Contracted orthodontic activity (UOA)	0
Carry forward orthodontic activity (UOA)	0
Baseline contract value	£217,877.42

ACCESS*

Patients seen in 24 months	Total	Change since previous quarter
Quarter ending December 2017	2,706	
Quarter ending March 2018	2,761	↑
Quarter ending June 2018	2,634	↓
Quarter ending September 2018	2,538	↓
Quarter ending December 2018	2,611	↑
Variance since December 2017	(3.5%)	↓



ACTIVITY



Month	Adjusted Scheduled Activity (UDA)	
	2018	2019
April	-1,078	-207
May	-541	312
June	-97	687
July	543	1,451
August	1,433	2,284
September	2,226	2,950
October	3,242	3,801
November	4,288	4,740
December	5,236	5,701
January	5,958	
February	6,999	
March	7,957	
April	9,179	
May	9,181	
June	9,181	

QUALITY

	Quantity	Base Number	Contract	AT	Region	England
% of FP17s for the same patient ID Re-attending within 3 months - Children	46	510	9.0%	9.5%	11.3%	11.8%
% of FP17s for the same patient ID Re-attending within 3 months - Adults	308	2,192	14.1%	15.0%	15.3%	15.6%
% of FP17s for the same patient ID Re-attending between 3 & 9 months - Children	299	510	58.6%	59.9%	61.1%	58.8%
% of FP17s for the same patient ID Re-attending between 3 & 9 months - Adults	1,323	2,192	60.4%	51.5%	52.4%	51.0%
% of FP17s for Band 1 Urgent Courses	178	2,405	7.4%	9.4%	9.5%	9.0%
% of FP17s Relating to Free Repair or Replacements	13	2,405	0.5%	0.5%	0.7%	0.8%
% of FP17s Relating to Continuations	20	2,405	0.8%	0.8%	0.8%	0.9%
% of Patients satisfied with the dentistry they have received	1	1	N/A	92.5%	93.1%	93.2%
% of Patients satisfied with the time they had to wait for an appointment	1	1	N/A	88.5%	87.8%	88.3%

* This is based on patients treated on this contract for their most recent course of treatment. Figures in italics indicate the base number of FP17s or Patient Questionnaire responses are less than 100. N/A is shown where the base number of responses is less than 10 during the period. % is calculated as Quantity/Base number*100

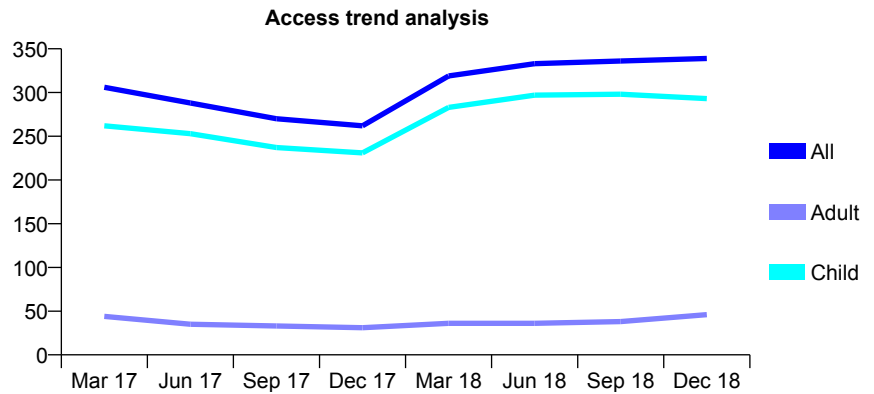
Q68 - Vital Signs At a Glance Contract Report for 250414/0001 - December 2018

Name or company name	MRS EL CLAYTON-JONES
Contract type name	GDS Contract
Purpose of contract	General
Contract start date	01/12/2011
Contract end date	

18/19 Contracted general activity (UDA)	480
Carry forward general activity (UDA)	10
18/19 Contracted orthodontic activity (UOA)	0
Carry forward orthodontic activity (UOA)	0
Baseline contract value	£10,968.86

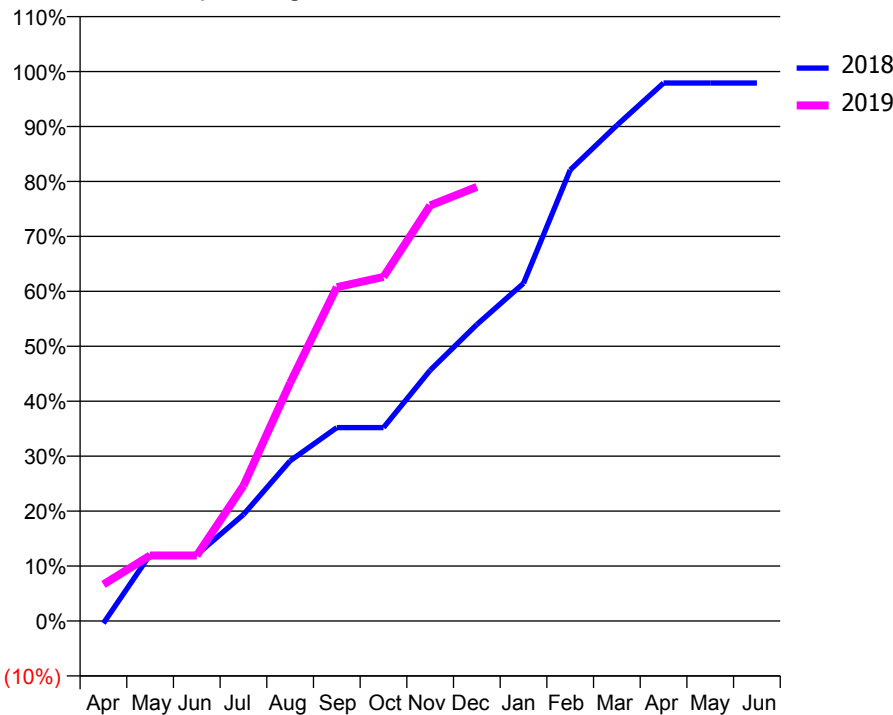
ACCESS*

Patients seen in 24 months	Total	Change since previous quarter
Quarter ending December 2017	262	
Quarter ending March 2018	319	↑
Quarter ending June 2018	333	↑
Quarter ending September 2018	336	→
Quarter ending December 2018	339	→
Variance since December 2017	29.4%	↑



ACTIVITY

Cumulative percentage of contracted UDA delivered 2018 & 2019



Month	Adjusted Scheduled Activity (UDA)	
	2018	2019
April	-2	32
May	58	57
June	58	57
July	93	118
August	140	208
September	169	292
October	169	301
November	219	363
December	259	379
January	295	
February	394	
March	433	
April	470	
May	470	
June	470	

QUALITY

	Quantity	Base Number	Contract	AT	Region	England
% of FP17s for the same patient ID Re-attending within 3 months - Children	24	341	7.0%	9.5%	11.3%	11.8%
% of FP17s for the same patient ID Re-attending within 3 months - Adults	0	15	0.0%	15.0%	15.3%	15.6%
% of FP17s for the same patient ID Re-attending between 3 & 9 months - Children	220	341	64.5%	59.9%	61.1%	58.8%
% of FP17s for the same patient ID Re-attending between 3 & 9 months - Adults	12	15	80.0%	51.5%	52.4%	51.0%
% of FP17s for Band 1 Urgent Courses	16	323	5.0%	9.4%	9.5%	9.0%
% of FP17s Relating to Free Repair or Replacements	0	323	0.0%	0.5%	0.7%	0.8%
% of FP17s Relating to Continuations	0	323	0.0%	0.8%	0.8%	0.9%
% of Patients satisfied with the dentistry they have received	1	1	N/A	92.5%	93.1%	93.2%
% of Patients satisfied with the time they had to wait for an appointment	1	1	N/A	88.5%	87.8%	88.3%

* This is based on patients treated on this contract for their most recent course of treatment. Figures in italics indicate the base number of FP17s or Patient Questionnaire responses are less than 100. N/A is shown where the base number of responses is less than 10 during the period. % is calculated as Quantity/Base number*100

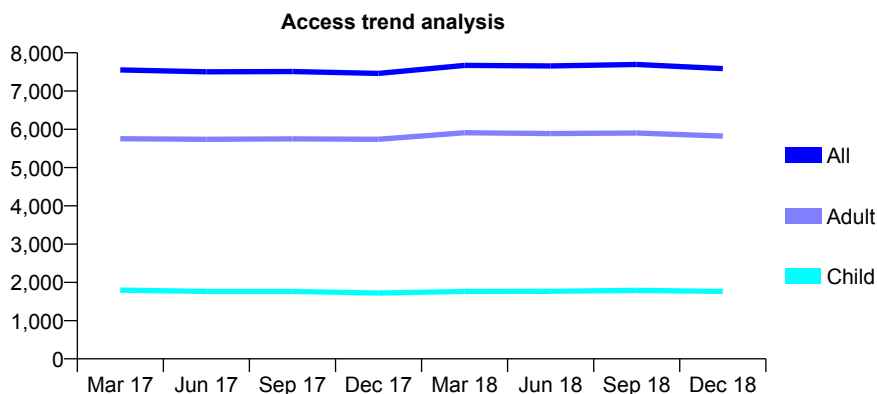
Q68 - Vital Signs At a Glance Contract Report for 251739/0001 - December 2018

Name or company name	MS BS BHATT
Contract type name	GDS Contract
Purpose of contract	General
Contract start date	01/04/2006
Contract end date	

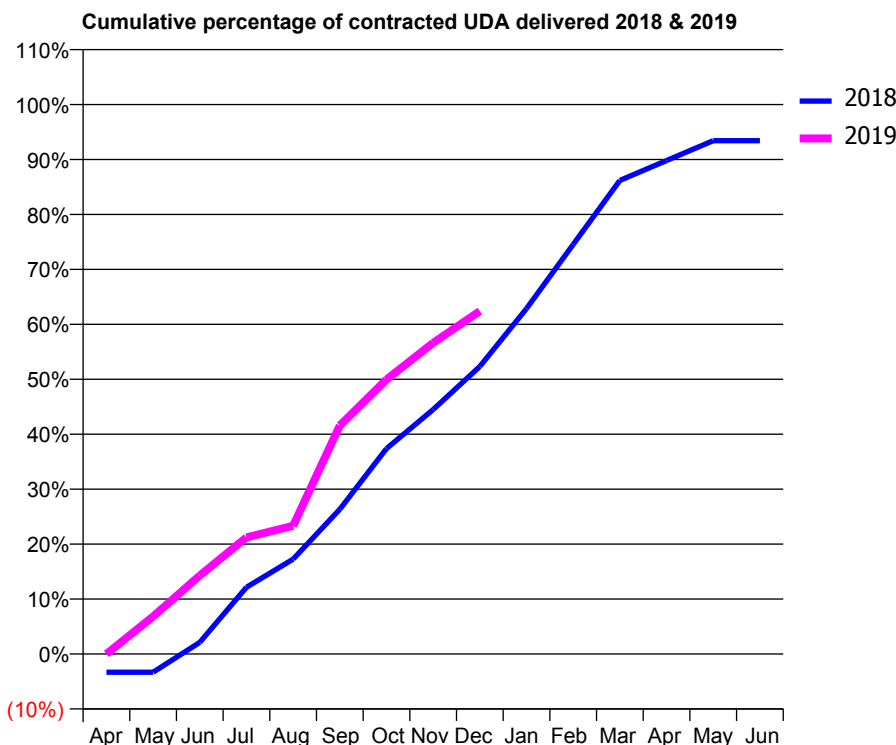
18/19 Contracted general activity (UDA)	16,944
Carry forward general activity (UDA)	0
18/19 Contracted orthodontic activity (UOA)	0
Carry forward orthodontic activity (UOA)	0
Baseline contract value	£387,219.84

ACCESS*

Patients seen in 24 months	Total	Change since previous quarter
Quarter ending December 2017	7,461	
Quarter ending March 2018	7,671	↑
Quarter ending June 2018	7,656	→
Quarter ending September 2018	7,694	→
Quarter ending December 2018	7,586	↓
Variance since December 2017	1.7%	→



ACTIVITY



Month	Adjusted Scheduled Activity (UDA)	
	2018	2019
April	-567	0
May	-567	1,157
June	362	2,421
July	2,058	3,597
August	2,926	3,953
September	4,465	7,047
October	6,333	8,462
November	7,537	9,596
December	8,866	10,574
January	10,650	
February	12,629	
March	14,602	
April	15,215	
May	15,828	
June	15,828	

QUALITY

	Quantity	Base Number	Contract	AT	Region	England
% of FP17s for the same patient ID Re-attending within 3 months - Children	105	1,731	6.1%	9.5%	11.3%	11.8%
% of FP17s for the same patient ID Re-attending within 3 months - Adults	663	5,317	12.5%	15.0%	15.3%	15.6%
% of FP17s for the same patient ID Re-attending between 3 & 9 months - Children	980	1,731	56.6%	59.9%	61.1%	58.8%
% of FP17s for the same patient ID Re-attending between 3 & 9 months - Adults	2,800	5,317	52.7%	51.5%	52.4%	51.0%
% of FP17s for Band 1 Urgent Courses	367	6,380	5.8%	9.4%	9.5%	9.0%
% of FP17s Relating to Free Repair or Replacements	18	6,380	0.3%	0.5%	0.7%	0.8%
% of FP17s Relating to Continuations	17	6,380	0.3%	0.8%	0.8%	0.9%
% of Patients satisfied with the dentistry they have received	7	7	N/A	92.5%	93.1%	93.2%
% of Patients satisfied with the time they had to wait for an appointment	6	7	N/A	88.5%	87.8%	88.3%

* This is based on patients treated on this contract for their most recent course of treatment. Figures in italics indicate the base number of FP17s or Patient Questionnaire responses are less than 100. N/A is shown where the base number of responses is less than 10 during the period. % is calculated as Quantity/Base number*100

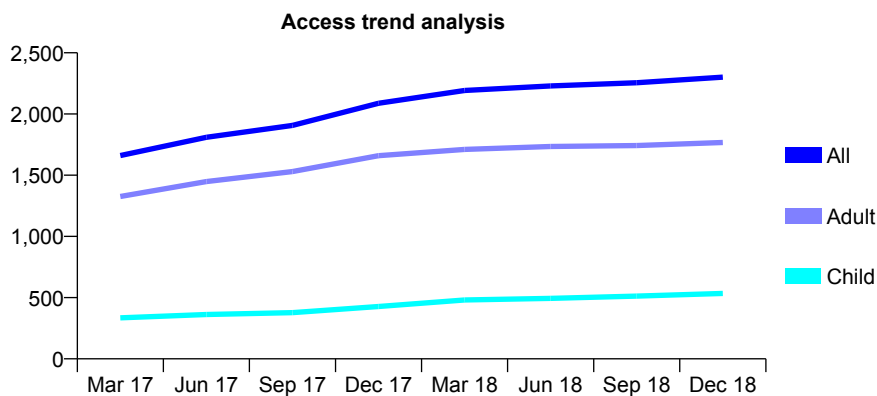
Q68 - Vital Signs At a Glance Contract Report for 252247/0001 - December 2018

Name or company name	MR DI MIHAYLOV
Contract type name	GDS Contract
Purpose of contract	General
Contract start date	01/10/2015
Contract end date	

18/19 Contracted general activity (UDA)	6,490
Carry forward general activity (UDA)	0
18/19 Contracted orthodontic activity (UOA)	0
Carry forward orthodontic activity (UOA)	0
Baseline contract value	£153,418.89

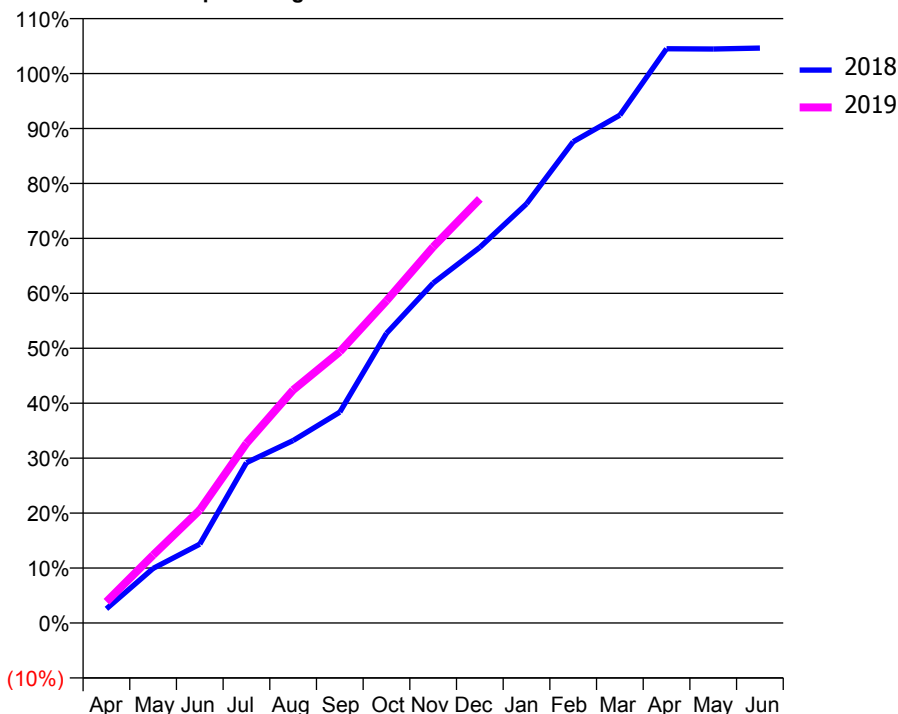
ACCESS*

Patients seen in 24 months	Total	Change since previous quarter
Quarter ending December 2017	2,088	
Quarter ending March 2018	2,192	↑
Quarter ending June 2018	2,229	→
Quarter ending September 2018	2,255	→
Quarter ending December 2018	2,301	↑
Variance since December 2017	10.2%	↑



ACTIVITY

Cumulative percentage of contracted UDA delivered 2018 & 2019



Month	Adjusted Scheduled Activity (UDA)	
	2018	2019
April	167	251
May	645	802
June	932	1,334
July	1,894	2,122
August	2,155	2,752
September	2,491	3,203
October	3,422	3,806
November	4,016	4,442
December	4,437	5,008
January	4,950	
February	5,684	
March	5,999	
April	6,783	
May	6,779	
June	6,791	

QUALITY

	Quantity	Base Number	Contract	AT	Region	England
% of FP17s for the same patient ID Re-attending within 3 months - Children	47	626	7.5%	9.5%	11.3%	11.8%
% of FP17s for the same patient ID Re-attending within 3 months - Adults	238	1,866	12.8%	15.0%	15.3%	15.6%
% of FP17s for the same patient ID Re-attending between 3 & 9 months - Children	364	626	58.1%	59.9%	61.1%	58.8%
% of FP17s for the same patient ID Re-attending between 3 & 9 months - Adults	945	1,866	50.6%	51.5%	52.4%	51.0%
% of FP17s for Band 1 Urgent Courses	187	2,194	8.5%	9.4%	9.5%	9.0%
% of FP17s Relating to Free Repair or Replacements	18	2,194	0.8%	0.5%	0.7%	0.8%
% of FP17s Relating to Continuations	15	2,194	0.7%	0.8%	0.8%	0.9%
% of Patients satisfied with the dentistry they have received	0	0	N/A	92.5%	93.1%	93.2%
% of Patients satisfied with the time they had to wait for an appointment	0	0	N/A	88.5%	87.8%	88.3%

* This is based on patients treated on this contract for their most recent course of treatment. Figures in italics indicate the base number of FP17s or Patient Questionnaire responses are less than 100. N/A is shown where the base number of responses is less than 10 during the period. % is calculated as Quantity/Base number*100

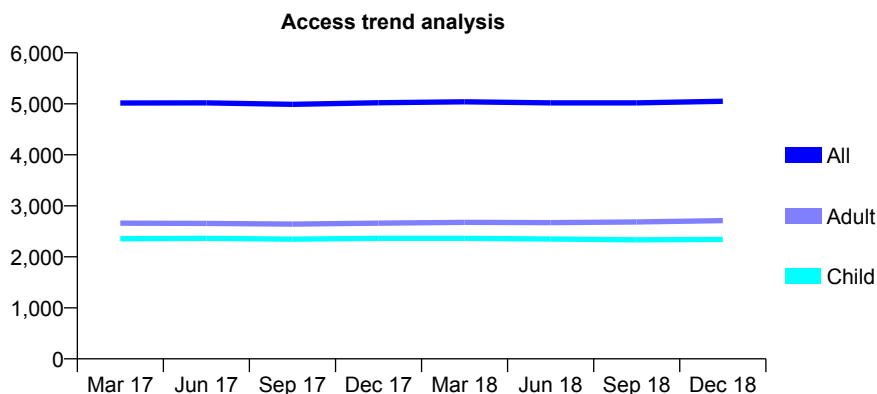
Q68 - Vital Signs At a Glance Contract Report for 253294/0001 - December 2018

Name or company name	MR PA CARR
Contract type name	GDS Contract
Purpose of contract	General
Contract start date	17/02/2015
Contract end date	

18/19 Contracted general activity (UDA)	12,800
Carry forward general activity (UDA)	0
18/19 Contracted orthodontic activity (UOA)	0
Carry forward orthodontic activity (UOA)	0
Baseline contract value	£293,384.82

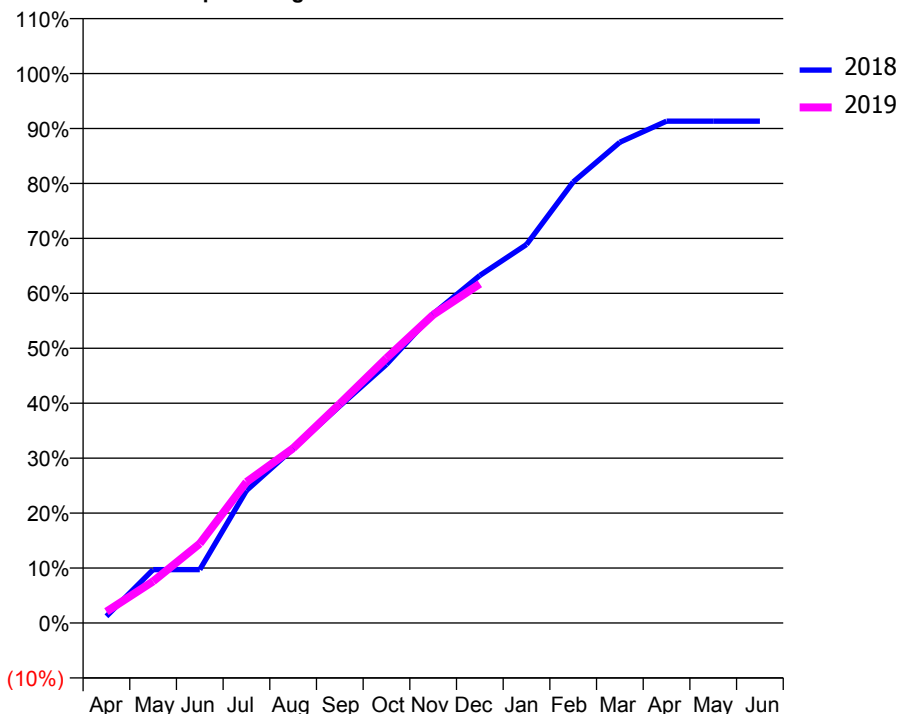
ACCESS*

Patients seen in 24 months	Total	Change since previous quarter
Quarter ending December 2017	5,022	
Quarter ending March 2018	5,038	→
Quarter ending June 2018	5,018	→
Quarter ending September 2018	5,018	→
Quarter ending December 2018	5,050	→
Variance since December 2017	0.6%	→



ACTIVITY

Cumulative percentage of contracted UDA delivered 2018 & 2019



Month	Adjusted Scheduled Activity (UDA)	
	2018	2019
April	158	265
May	1,243	970
June	1,243	1,851
July	3,087	3,285
August	4,058	4,071
September	5,056	5,109
October	6,024	6,170
November	7,202	7,181
December	8,097	7,899
January	8,816	
February	10,272	
March	11,198	
April	11,691	
May	11,691	
June	11,692	

QUALITY

	Quantity	Base Number	Contract	AT	Region	England
% of FP17s for the same patient ID Re-attending within 3 months - Children	172	2,522	6.8%	9.5%	11.3%	11.8%
% of FP17s for the same patient ID Re-attending within 3 months - Adults	352	2,546	13.8%	15.0%	15.3%	15.6%
% of FP17s for the same patient ID Re-attending between 3 & 9 months - Children	1,556	2,522	61.7%	59.9%	61.1%	58.8%
% of FP17s for the same patient ID Re-attending between 3 & 9 months - Adults	1,242	2,546	48.8%	51.5%	52.4%	51.0%
% of FP17s for Band 1 Urgent Courses	412	4,757	8.7%	9.4%	9.5%	9.0%
% of FP17s Relating to Free Repair or Replacements	11	4,757	0.2%	0.5%	0.7%	0.8%
% of FP17s Relating to Continuations	65	4,757	1.4%	0.8%	0.8%	0.9%
% of Patients satisfied with the dentistry they have received	3	3	N/A	92.5%	93.1%	93.2%
% of Patients satisfied with the time they had to wait for an appointment	3	3	N/A	88.5%	87.8%	88.3%

* This is based on patients treated on this contract for their most recent course of treatment. Figures in italics indicate the base number of FP17s or Patient Questionnaire responses are less than 100. N/A is shown where the base number of responses is less than 10 during the period. % is calculated as Quantity/Base number*100

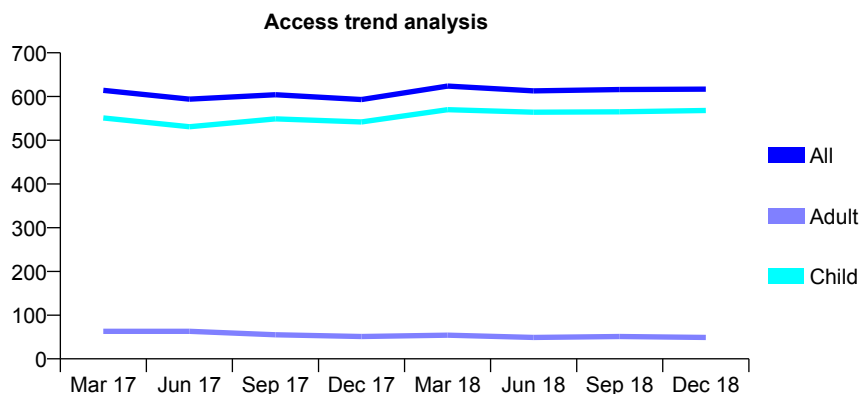
Q68 - Vital Signs At a Glance Contract Report for 253405/0001 - December 2018

Name or company name	MR J BAROTIAN
Contract type name	GDS Contract
Purpose of contract	General
Contract start date	01/04/2006
Contract end date	

18/19 Contracted general activity (UDA)	1,300
Carry forward general activity (UDA)	0
18/19 Contracted orthodontic activity (UOA)	0
Carry forward orthodontic activity (UOA)	0
Baseline contract value	£33,918.50

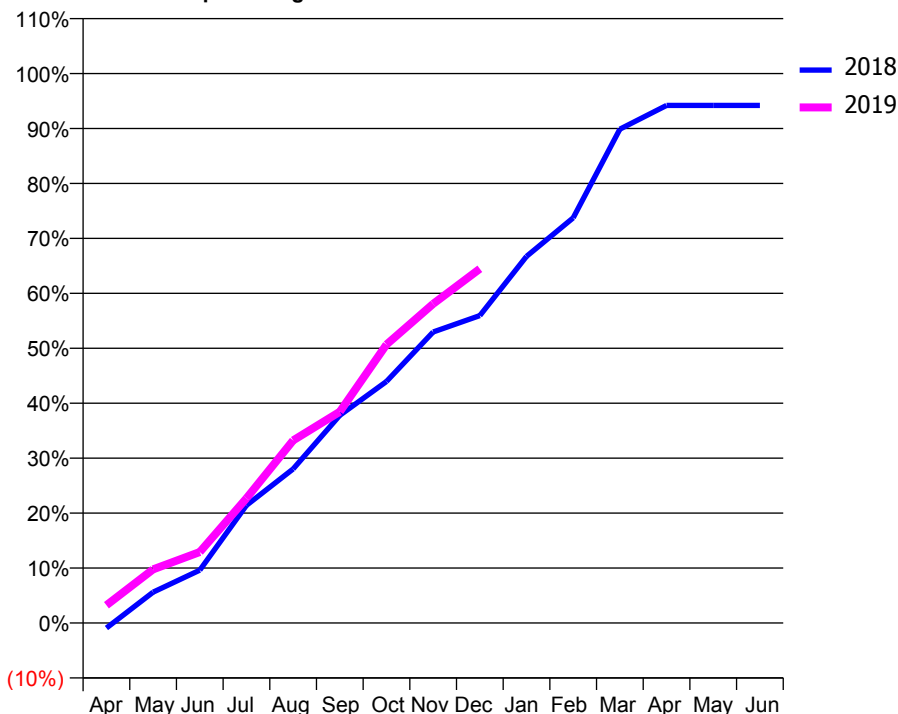
ACCESS*

Patients seen in 24 months	Total	Change since previous quarter
Quarter ending December 2017	593	
Quarter ending March 2018	624	↑
Quarter ending June 2018	613	↓
Quarter ending September 2018	616	→
Quarter ending December 2018	617	→
Variance since December 2017	4.0%	↑



ACTIVITY

Cumulative percentage of contracted UDA delivered 2018 & 2019



Month	Adjusted Scheduled Activity (UDA)	
	2018	2019
April	-12	42
May	73	127
June	125	168
July	278	295
August	364	432
September	491	500
October	571	659
November	688	755
December	727	838
January	867	
February	958	
March	1,168	
April	1,224	
May	1,224	
June	1,224	

QUALITY

	Quantity	Base Number	Contract	AT	Region	England
% of FP17s for the same patient ID Re-attending within 3 months - Children	23	650	3.5%	9.5%	11.3%	11.8%
% of FP17s for the same patient ID Re-attending within 3 months - Adults	0	0	N/A	15.0%	15.3%	15.6%
% of FP17s for the same patient ID Re-attending between 3 & 9 months - Children	457	650	70.3%	59.9%	61.1%	58.8%
% of FP17s for the same patient ID Re-attending between 3 & 9 months - Adults	0	0	N/A	51.5%	52.4%	51.0%
% of FP17s for Band 1 Urgent Courses	0	614	0.0%	9.4%	9.5%	9.0%
% of FP17s Relating to Free Repair or Replacements	0	614	0.0%	0.5%	0.7%	0.8%
% of FP17s Relating to Continuations	0	614	0.0%	0.8%	0.8%	0.9%
% of Patients satisfied with the dentistry they have received	0	0	N/A	92.5%	93.1%	93.2%
% of Patients satisfied with the time they had to wait for an appointment	0	0	N/A	88.5%	87.8%	88.3%

* This is based on patients treated on this contract for their most recent course of treatment. Figures in italics indicate the base number of FP17s or Patient Questionnaire responses are less than 100. N/A is shown where the base number of responses is less than 10 during the period. % is calculated as Quantity/Base number*100

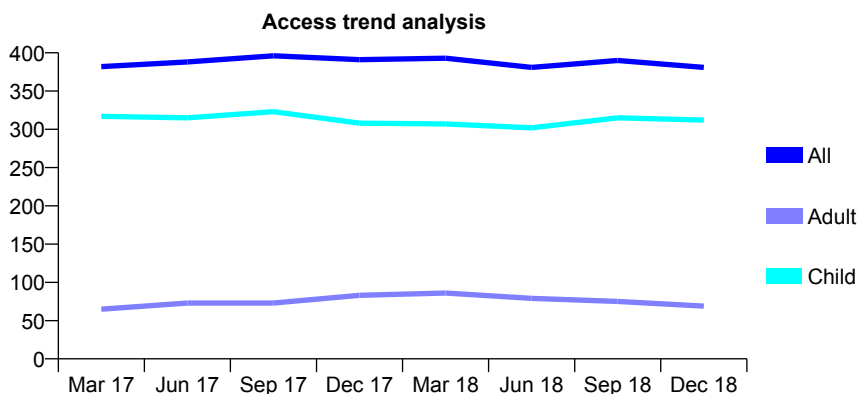
Q68 - Vital Signs At a Glance Contract Report for 253529/0002 - December 2018

Name or company name	Walton Dental Surgery
Contract type name	GDS Contract
Purpose of contract	General
Contract start date	01/11/2006
Contract end date	

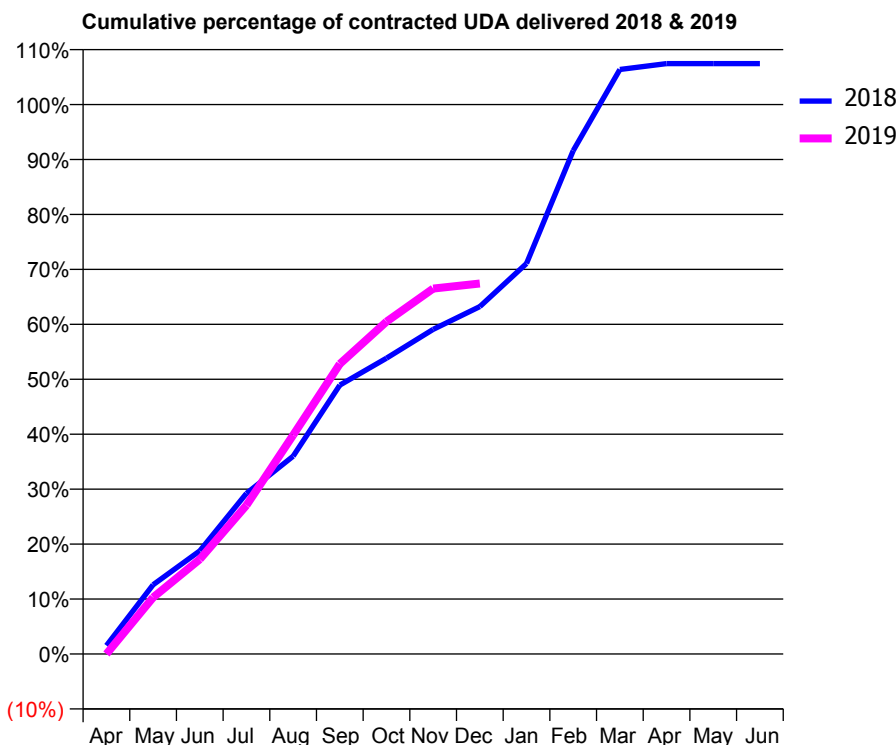
18/19 Contracted general activity (UDA)	650
Carry forward general activity (UDA)	0
18/19 Contracted orthodontic activity (UOA)	0
Carry forward orthodontic activity (UOA)	0
Baseline contract value	£14,856.86

ACCESS*

Patients seen in 24 months	Total	Change since previous quarter
Quarter ending December 2017	391	
Quarter ending March 2018	393	→
Quarter ending June 2018	381	↓
Quarter ending September 2018	390	↑
Quarter ending December 2018	381	↓
Variance since December 2017	(2.6%)	↓



ACTIVITY



Month	Adjusted Scheduled Activity (UDA)	
	2018	2019
April	10	0
May	82	67
June	122	112
July	190	176
August	234	259
September	318	343
October	350	393
November	384	432
December	411	438
January	462	
February	595	
March	691	
April	698	
May	698	
June	698	

QUALITY

	Quantity	Base Number	Contract	AT	Region	England
% of FP17s for the same patient ID Re-attending within 3 months - Children	7	264	2.7%	9.5%	11.3%	11.8%
% of FP17s for the same patient ID Re-attending within 3 months - Adults	2	25	8.0%	15.0%	15.3%	15.6%
% of FP17s for the same patient ID Re-attending between 3 & 9 months - Children	126	264	47.7%	59.9%	61.1%	58.8%
% of FP17s for the same patient ID Re-attending between 3 & 9 months - Adults	9	25	36.0%	51.5%	52.4%	51.0%
% of FP17s for Band 1 Urgent Courses	1	284	0.4%	9.4%	9.5%	9.0%
% of FP17s Relating to Free Repair or Replacements	0	284	0.0%	0.5%	0.7%	0.8%
% of FP17s Relating to Continuations	0	284	0.0%	0.8%	0.8%	0.9%
% of Patients satisfied with the dentistry they have received	0	0	N/A	92.5%	93.1%	93.2%
% of Patients satisfied with the time they had to wait for an appointment	0	0	N/A	88.5%	87.8%	88.3%

* This is based on patients treated on this contract for their most recent course of treatment. Figures in italics indicate the base number of FP17s or Patient Questionnaire responses are less than 100. N/A is shown where the base number of responses is less than 10 during the period. % is calculated as Quantity/Base number*100

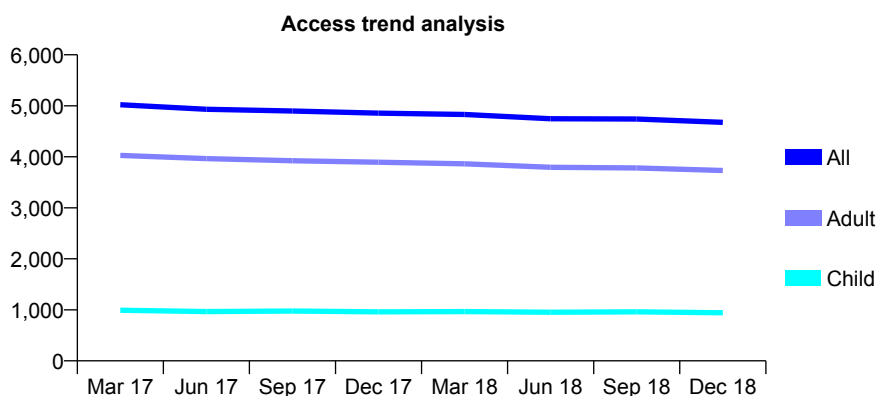
Q68 - Vital Signs At a Glance Contract Report for 253634/0002 - December 2018

Name or company name	MR K CHRISTIAN
Contract type name	GDS Contract
Purpose of contract	General
Contract start date	01/04/2006
Contract end date	

18/19 Contracted general activity (UDA)	12,660
Carry forward general activity (UDA)	0
18/19 Contracted orthodontic activity (UOA)	0
Carry forward orthodontic activity (UOA)	0
Baseline contract value	£289,365.76

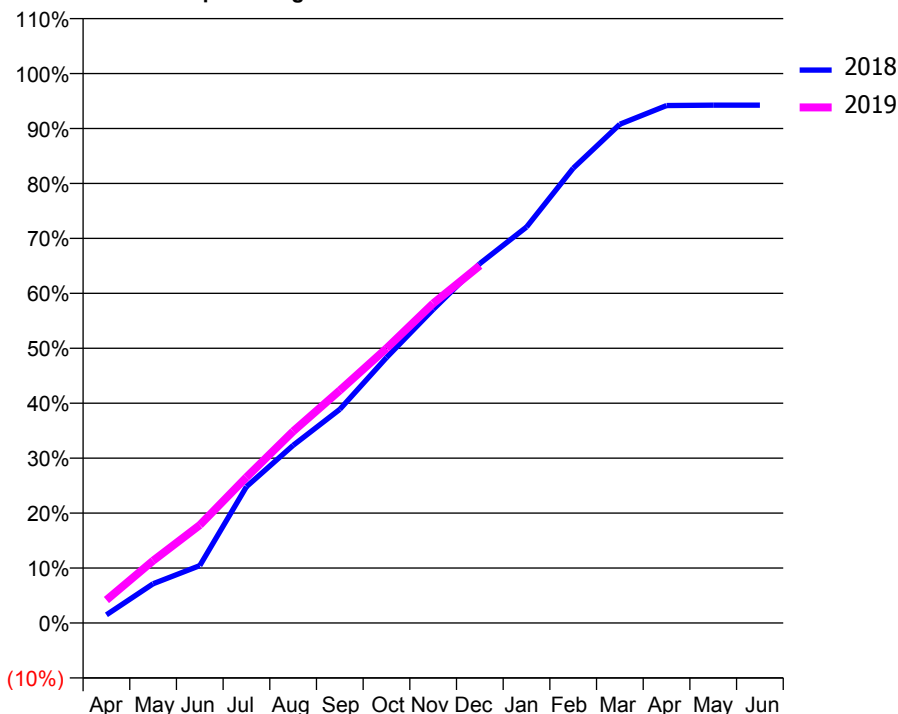
ACCESS*

Patients seen in 24 months	Total	Change since previous quarter
Quarter ending December 2017	4,856	
Quarter ending March 2018	4,829	→
Quarter ending June 2018	4,747	↓
Quarter ending September 2018	4,742	→
Quarter ending December 2018	4,676	↓
Variance since December 2017	(3.7%)	↓



ACTIVITY

Cumulative percentage of contracted UDA delivered 2018 & 2019



Month	Adjusted Scheduled Activity (UDA)	
	2018	2019
April	189	531
May	904	1,435
June	1,322	2,257
July	3,140	3,360
August	4,094	4,415
September	4,925	5,360
October	6,115	6,328
November	7,224	7,362
December	8,282	8,236
January	9,122	
February	10,479	
March	11,491	
April	11,921	
May	11,931	
June	11,931	

QUALITY

	Quantity	Base Number	Contract	AT	Region	England
% of FP17s for the same patient ID Re-attending within 3 months - Children	63	1,113	5.7%	9.5%	11.3%	11.8%
% of FP17s for the same patient ID Re-attending within 3 months - Adults	475	4,289	11.1%	15.0%	15.3%	15.6%
% of FP17s for the same patient ID Re-attending between 3 & 9 months - Children	770	1,113	69.2%	59.9%	61.1%	58.8%
% of FP17s for the same patient ID Re-attending between 3 & 9 months - Adults	2,960	4,289	69.0%	51.5%	52.4%	51.0%
% of FP17s for Band 1 Urgent Courses	351	5,124	6.9%	9.4%	9.5%	9.0%
% of FP17s Relating to Free Repair or Replacements	18	5,124	0.4%	0.5%	0.7%	0.8%
% of FP17s Relating to Continuations	11	5,124	0.2%	0.8%	0.8%	0.9%
% of Patients satisfied with the dentistry they have received	4	4	N/A	92.5%	93.1%	93.2%
% of Patients satisfied with the time they had to wait for an appointment	3	4	N/A	88.5%	87.8%	88.3%

* This is based on patients treated on this contract for their most recent course of treatment. Figures in italics indicate the base number of FP17s or Patient Questionnaire responses are less than 100. N/A is shown where the base number of responses is less than 10 during the period. % is calculated as Quantity/Base number*100

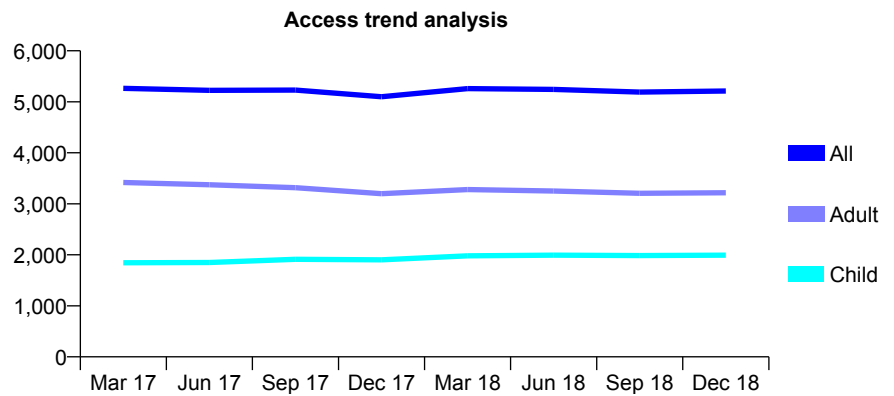
Q68 - Vital Signs At a Glance Contract Report for 262803/0004 - December 2018

Name or company name	MR SA BUTT
Contract type name	GDS Contract
Purpose of contract	General
Contract start date	01/04/2006
Contract end date	

18/19 Contracted general activity (UDA)	8,741
Carry forward general activity (UDA)	0
18/19 Contracted orthodontic activity (UOA)	0
Carry forward orthodontic activity (UOA)	0
Baseline contract value	£205,572.79

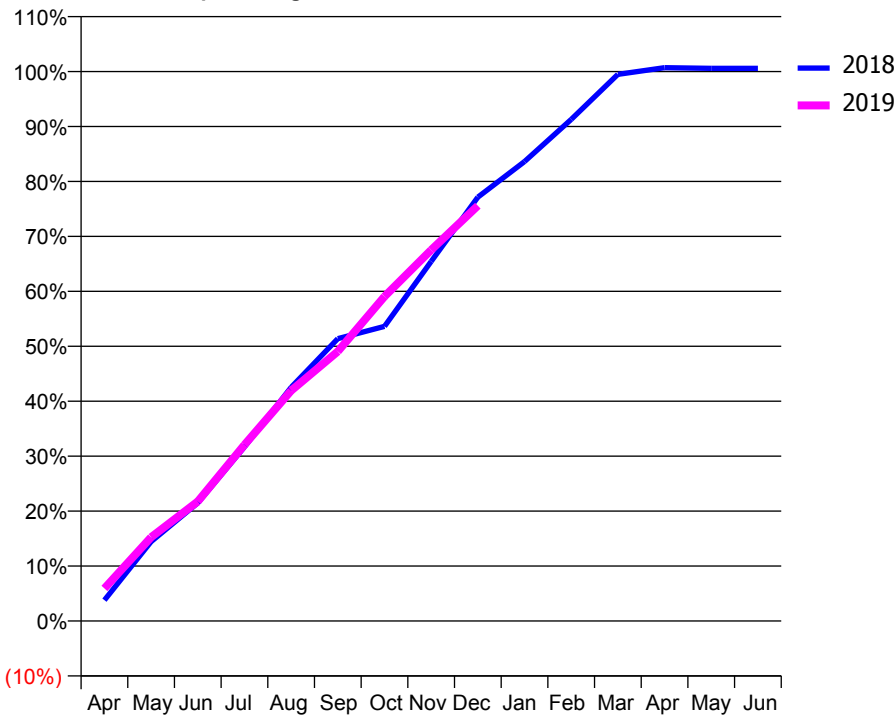
ACCESS*

Patients seen in 24 months	Total	Change since previous quarter
Quarter ending December 2017	5,099	
Quarter ending March 2018	5,260	↑
Quarter ending June 2018	5,244	→
Quarter ending September 2018	5,191	↓
Quarter ending December 2018	5,211	→
Variance since December 2017	2.2%	↑



ACTIVITY

Cumulative percentage of contracted UDA delivered 2018 & 2019



Month	Adjusted Scheduled Activity (UDA)	
	2018	2019
April	332	518
May	1,263	1,333
June	1,878	1,902
July	2,768	2,802
August	3,718	3,665
September	4,492	4,289
October	4,686	5,162
November	5,721	5,902
December	6,742	6,606
January	7,308	
February	7,978	
March	8,696	
April	8,802	
May	8,791	
June	8,791	

QUALITY

	Quantity	Base Number	Contract	AT	Region	England
% of FP17s for the same patient ID Re-attending within 3 months - Children	123	1,878	6.5%	9.5%	11.3%	11.8%
% of FP17s for the same patient ID Re-attending within 3 months - Adults	376	2,655	14.2%	15.0%	15.3%	15.6%
% of FP17s for the same patient ID Re-attending between 3 & 9 months - Children	931	1,878	49.6%	59.9%	61.1%	58.8%
% of FP17s for the same patient ID Re-attending between 3 & 9 months - Adults	1,070	2,655	40.3%	51.5%	52.4%	51.0%
% of FP17s for Band 1 Urgent Courses	463	3,338	13.9%	9.4%	9.5%	9.0%
% of FP17s Relating to Free Repair or Replacements	27	3,338	0.8%	0.5%	0.7%	0.8%
% of FP17s Relating to Continuations	2	3,338	0.1%	0.8%	0.8%	0.9%
% of Patients satisfied with the dentistry they have received	0	0	N/A	92.5%	93.1%	93.2%
% of Patients satisfied with the time they had to wait for an appointment	0	0	N/A	88.5%	87.8%	88.3%

* This is based on patients treated on this contract for their most recent course of treatment. Figures in italics indicate the base number of FP17s or Patient Questionnaire responses are less than 100. N/A is shown where the base number of responses is less than 10 during the period. % is calculated as Quantity/Base number*100

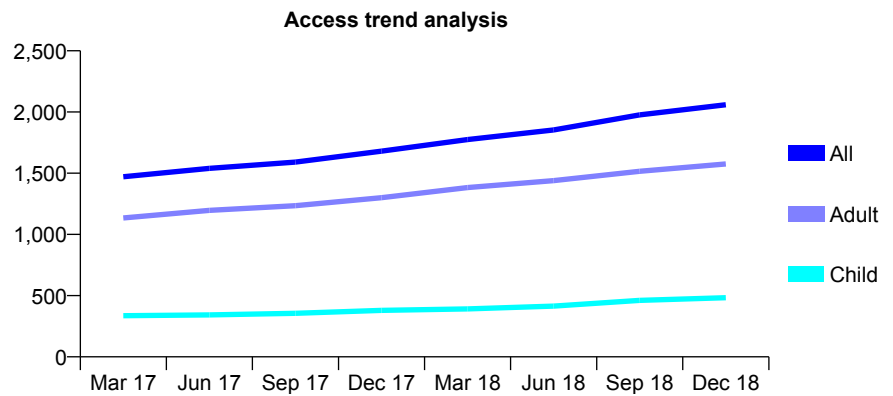
Q68 - Vital Signs At a Glance Contract Report for 263656/0004 - December 2018

Name or company name	Sarah Almashat
Contract type name	GDS Contract
Purpose of contract	General
Contract start date	01/09/2011
Contract end date	

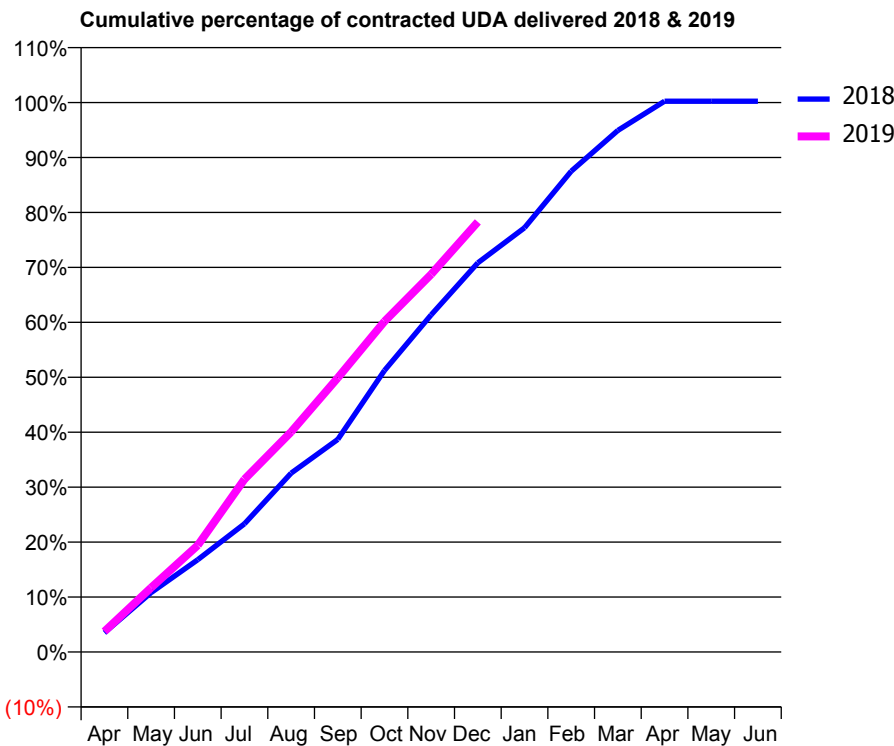
18/19 Contracted general activity (UDA)	5,000
Carry forward general activity (UDA)	0
18/19 Contracted orthodontic activity (UOA)	0
Carry forward orthodontic activity (UOA)	0
Baseline contract value	£131,411.05

ACCESS*

Patients seen in 24 months	Total	Change since previous quarter
Quarter ending December 2017	1,680	
Quarter ending March 2018	1,775	↑
Quarter ending June 2018	1,853	↑
Quarter ending September 2018	1,977	↑
Quarter ending December 2018	2,059	↑
Variance since December 2017	22.6%	↑



ACTIVITY



Month	Adjusted Scheduled Activity (UDA)	
	2018	2019
April	175	188
May	541	586
June	841	971
July	1,166	1,572
August	1,628	2,003
September	1,935	2,496
October	2,562	3,009
November	3,068	3,437
December	3,541	3,914
January	3,860	
February	4,375	
March	4,746	
April	5,012	
May	5,012	
June	5,012	

QUALITY

	Quantity	Base Number	Contract	AT	Region	England
% of FP17s for the same patient ID Re-attending within 3 months - Children	36	548	6.6%	9.5%	11.3%	11.8%
% of FP17s for the same patient ID Re-attending within 3 months - Adults	218	1,671	13.0%	15.0%	15.3%	15.6%
% of FP17s for the same patient ID Re-attending between 3 & 9 months - Children	290	548	52.9%	59.9%	61.1%	58.8%
% of FP17s for the same patient ID Re-attending between 3 & 9 months - Adults	867	1,671	51.9%	51.5%	52.4%	51.0%
% of FP17s for Band 1 Urgent Courses	148	2,117	7.0%	9.4%	9.5%	9.0%
% of FP17s Relating to Free Repair or Replacements	1	2,117	0.0%	0.5%	0.7%	0.8%
% of FP17s Relating to Continuations	28	2,117	1.3%	0.8%	0.8%	0.9%
% of Patients satisfied with the dentistry they have received	1	2	N/A	92.5%	93.1%	93.2%
% of Patients satisfied with the time they had to wait for an appointment	1	2	N/A	88.5%	87.8%	88.3%

* This is based on patients treated on this contract for their most recent course of treatment. Figures in italics indicate the base number of FP17s or Patient Questionnaire responses are less than 100. N/A is shown where the base number of responses is less than 10 during the period. % is calculated as Quantity/Base number*100

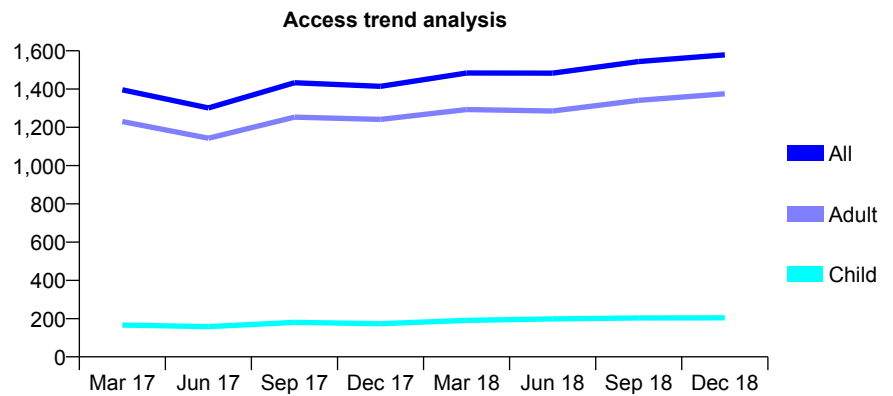
Q68 - Vital Signs At a Glance Contract Report for 268763/0002 - December 2018

Name or company name	MR KR MAYALL
Contract type name	GDS Contract
Purpose of contract	General
Contract start date	01/10/2012
Contract end date	

18/19 Contracted general activity (UDA)	4,778
Carry forward general activity (UDA)	0
18/19 Contracted orthodontic activity (UOA)	0
Carry forward orthodontic activity (UOA)	0
Baseline contract value	£138,652.22

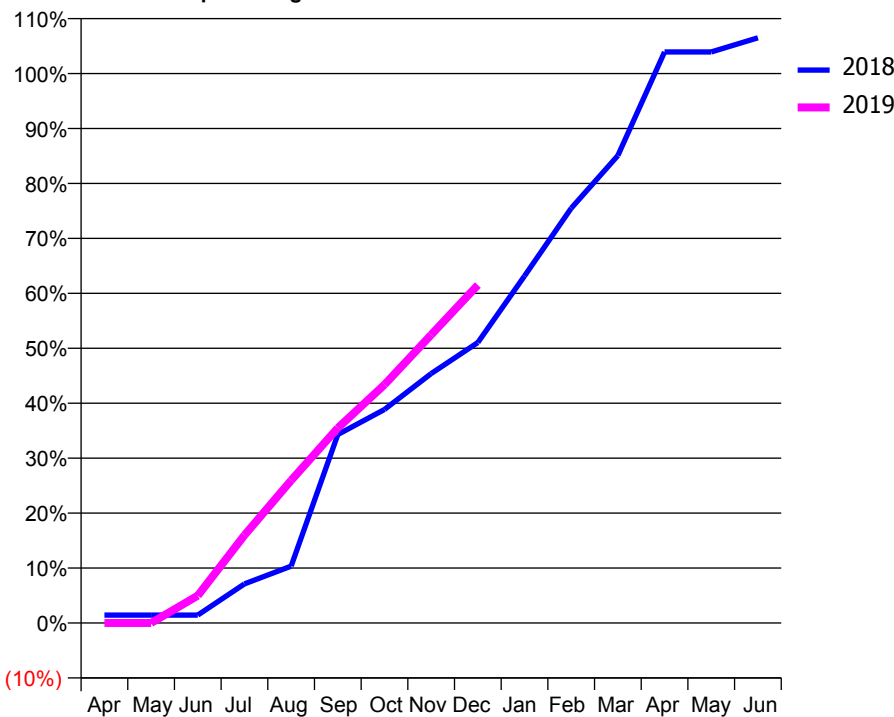
ACCESS*

Patients seen in 24 months	Total	Change since previous quarter
Quarter ending December 2017	1,414	
Quarter ending March 2018	1,484	↑
Quarter ending June 2018	1,483	→
Quarter ending September 2018	1,544	↑
Quarter ending December 2018	1,579	↑
Variance since December 2017	11.7%	↑



ACTIVITY

Cumulative percentage of contracted UDA delivered 2018 & 2019



Month	Adjusted Scheduled Activity (UDA)	
	2018	2019
April	69	0
May	69	0
June	69	238
July	341	764
August	494	1,240
September	1,639	1,695
October	1,857	2,072
November	2,169	2,507
December	2,439	2,939
January	3,018	
February	3,606	
March	4,064	
April	4,966	
May	4,966	
June	5,088	

QUALITY

	Quantity	Base Number	Contract	AT	Region	England
% of FP17s for the same patient ID Re-attending within 3 months - Children	9	160	5.6%	9.5%	11.3%	11.8%
% of FP17s for the same patient ID Re-attending within 3 months - Adults	132	1,049	12.6%	15.0%	15.3%	15.6%
% of FP17s for the same patient ID Re-attending between 3 & 9 months - Children	54	160	33.8%	59.9%	61.1%	58.8%
% of FP17s for the same patient ID Re-attending between 3 & 9 months - Adults	303	1,049	28.9%	51.5%	52.4%	51.0%
% of FP17s for Band 1 Urgent Courses	140	965	14.5%	9.4%	9.5%	9.0%
% of FP17s Relating to Free Repair or Replacements	1	965	0.1%	0.5%	0.7%	0.8%
% of FP17s Relating to Continuations	0	965	0.0%	0.8%	0.8%	0.9%
% of Patients satisfied with the dentistry they have received	0	0	N/A	92.5%	93.1%	93.2%
% of Patients satisfied with the time they had to wait for an appointment	0	0	N/A	88.5%	87.8%	88.3%

* This is based on patients treated on this contract for their most recent course of treatment. Figures in italics indicate the base number of FP17s or Patient Questionnaire responses are less than 100. N/A is shown where the base number of responses is less than 10 during the period. % is calculated as Quantity/Base number*100

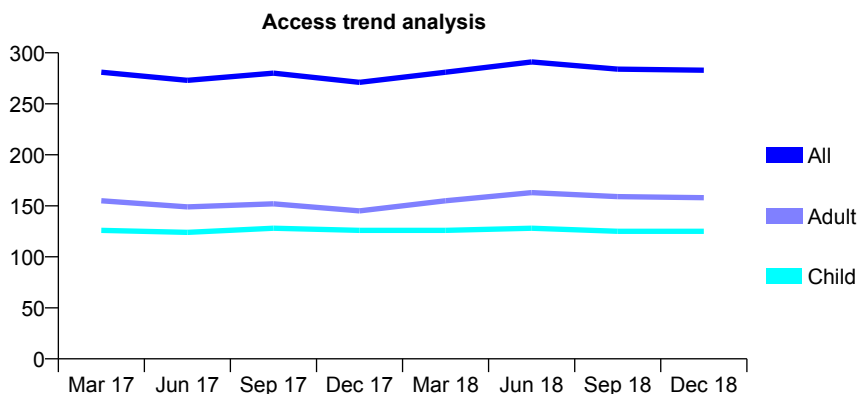
Q68 - Vital Signs At a Glance Contract Report for 272388/0001 - December 2018

Name or company name	MISS B LOGAN
Contract type name	GDS Contract
Purpose of contract	General
Contract start date	17/06/2011
Contract end date	

18/19 Contracted general activity (UDA)	662
Carry forward general activity (UDA)	0
18/19 Contracted orthodontic activity (UOA)	0
Carry forward orthodontic activity (UOA)	0
Baseline contract value	£15,931.79

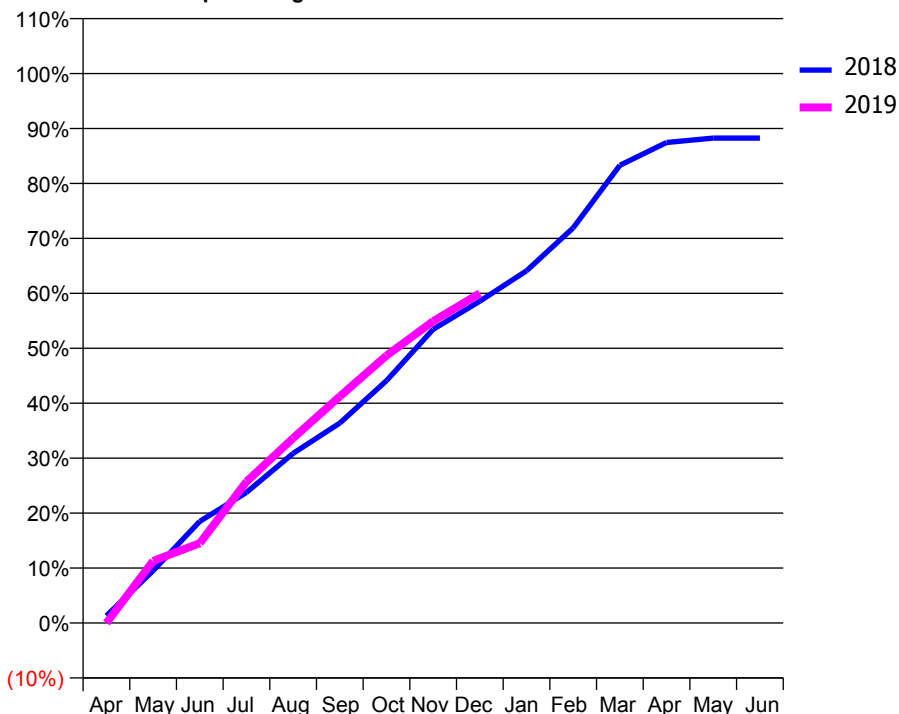
ACCESS*

Patients seen in 24 months	Total	Change since previous quarter
Quarter ending December 2017	271	
Quarter ending March 2018	281	↑
Quarter ending June 2018	291	↑
Quarter ending September 2018	284	↓
Quarter ending December 2018	283	→
Variance since December 2017	4.4%	↑



ACTIVITY

Cumulative percentage of contracted UDA delivered 2018 & 2019



Adjusted Scheduled Activity (UDA)

Month	2018	2019
April	10	0
May	71	75
June	139	96
July	178	170
August	232	223
September	273	273
October	331	322
November	401	364
December	439	397
January	481	
February	539	
March	625	
April	656	
May	662	
June	662	

QUALITY

	Quantity	Base Number	Contract	AT	Region	England
% of FP17s for the same patient ID Re-attending within 3 months - Children	11	145	7.6%	9.5%	11.3%	11.8%
% of FP17s for the same patient ID Re-attending within 3 months - Adults	23	164	14.0%	15.0%	15.3%	15.6%
% of FP17s for the same patient ID Re-attending between 3 & 9 months - Children	97	145	66.9%	59.9%	61.1%	58.8%
% of FP17s for the same patient ID Re-attending between 3 & 9 months - Adults	93	164	56.7%	51.5%	52.4%	51.0%
% of FP17s for Band 1 Urgent Courses	22	286	7.7%	9.4%	9.5%	9.0%
% of FP17s Relating to Free Repair or Replacements	0	286	0.0%	0.5%	0.7%	0.8%
% of FP17s Relating to Continuations	1	286	0.3%	0.8%	0.8%	0.9%
% of Patients satisfied with the dentistry they have received	2	2	N/A	92.5%	93.1%	93.2%
% of Patients satisfied with the time they had to wait for an appointment	2	2	N/A	88.5%	87.8%	88.3%

* This is based on patients treated on this contract for their most recent course of treatment. Figures in italics indicate the base number of FP17s or Patient Questionnaire responses are less than 100. N/A is shown where the base number of responses is less than 10 during the period. % is calculated as Quantity/Base number*100

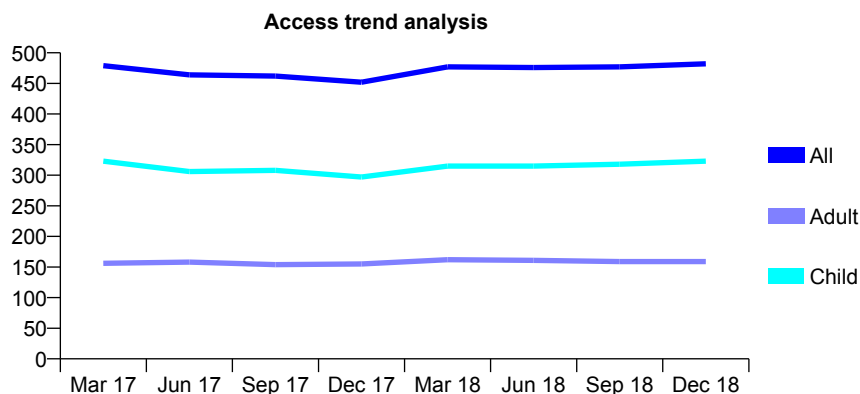
Q68 - Vital Signs At a Glance Contract Report for 274089/0001 - December 2018

Name or company name	MR CJ METZNER
Contract type name	GDS Contract
Purpose of contract	General
Contract start date	19/12/2014
Contract end date	

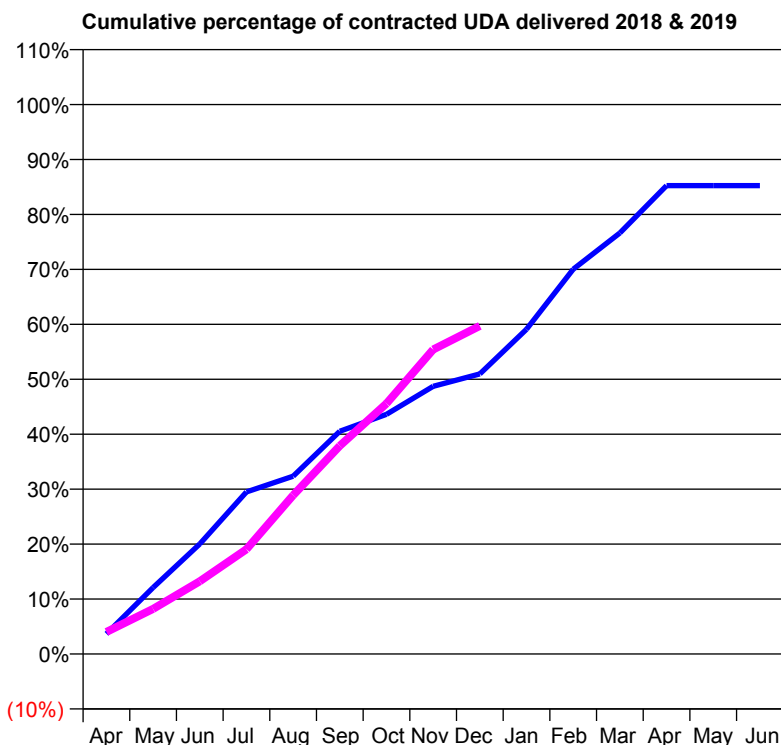
18/19 Contracted general activity (UDA)	1,200
Carry forward general activity (UDA)	0
18/19 Contracted orthodontic activity (UOA)	0
Carry forward orthodontic activity (UOA)	0
Baseline contract value	£29,060.66

ACCESS*

Patients seen in 24 months	Total	Change since previous quarter
Quarter ending December 2017	452	
Quarter ending March 2018	477	↑
Quarter ending June 2018	476	→
Quarter ending September 2018	477	→
Quarter ending December 2018	482	→
Variance since December 2017	6.6%	↑



ACTIVITY



Month	Adjusted Scheduled Activity (UDA)	
	2018	2019
April	44	48
May	145	99
June	240	159
July	354	229
August	388	347
September	486	455
October	523	547
November	585	665
December	612	716
January	709	
February	840	
March	920	
April	1,023	
May	1,023	
June	1,023	

QUALITY

	Quantity	Base Number	Contract	AT	Region	England
% of FP17s for the same patient ID Re-attending within 3 months - Children	28	372	7.5%	9.5%	11.3%	11.8%
% of FP17s for the same patient ID Re-attending within 3 months - Adults	7	121	5.8%	15.0%	15.3%	15.6%
% of FP17s for the same patient ID Re-attending between 3 & 9 months - Children	210	372	56.5%	59.9%	61.1%	58.8%
% of FP17s for the same patient ID Re-attending between 3 & 9 months - Adults	71	121	58.7%	51.5%	52.4%	51.0%
% of FP17s for Band 1 Urgent Courses	12	462	2.6%	9.4%	9.5%	9.0%
% of FP17s Relating to Free Repair or Replacements	0	462	0.0%	0.5%	0.7%	0.8%
% of FP17s Relating to Continuations	0	462	0.0%	0.8%	0.8%	0.9%
% of Patients satisfied with the dentistry they have received	0	0	N/A	92.5%	93.1%	93.2%
% of Patients satisfied with the time they had to wait for an appointment	0	0	N/A	88.5%	87.8%	88.3%

* This is based on patients treated on this contract for their most recent course of treatment. Figures in italics indicate the base number of FP17s or Patient Questionnaire responses are less than 100. N/A is shown where the base number of responses is less than 10 during the period. % is calculated as Quantity/Base number*100

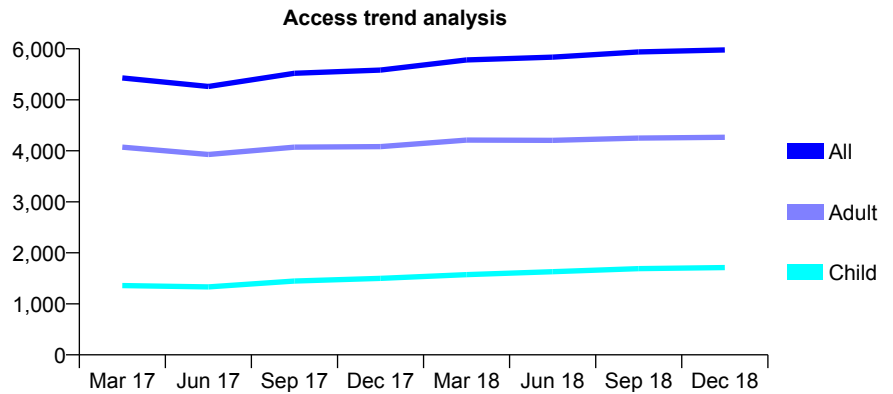
Q68 - Vital Signs At a Glance Contract Report for 274194/0001 - December 2018

Name or company name	MR S PATEL
Contract type name	GDS Contract
Purpose of contract	General
Contract start date	01/10/2008
Contract end date	

18/19 Contracted general activity (UDA)	11,881
Carry forward general activity (UDA)	0
18/19 Contracted orthodontic activity (UOA)	0
Carry forward orthodontic activity (UOA)	0
Baseline contract value	£271,515.50

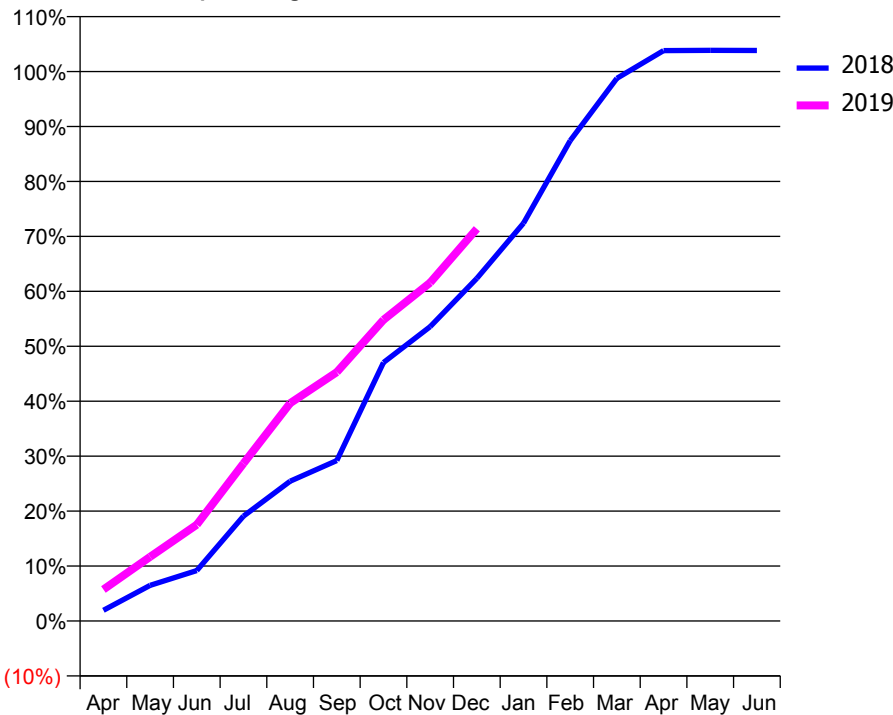
ACCESS*

Patients seen in 24 months	Total	Change since previous quarter
Quarter ending December 2017	5,582	
Quarter ending March 2018	5,783	↑
Quarter ending June 2018	5,836	→
Quarter ending September 2018	5,939	→
Quarter ending December 2018	5,977	→
Variance since December 2017	7.1%	↑



ACTIVITY

Cumulative percentage of contracted UDA delivered 2018 & 2019



Month	Adjusted Scheduled Activity (UDA)	
	2018	2019
April	233	683
May	772	1,390
June	1,091	2,083
July	2,269	3,406
August	3,024	4,709
September	3,469	5,380
October	5,589	6,510
November	6,365	7,315
December	7,408	8,481
January	8,601	
February	10,386	
March	11,733	
April	12,331	
May	12,339	
June	12,336	

QUALITY

	Quantity	Base Number	Contract	AT	Region	England
% of FP17s for the same patient ID Re-attending within 3 months - Children	155	1,888	8.2%	9.5%	11.3%	11.8%
% of FP17s for the same patient ID Re-attending within 3 months - Adults	545	4,035	13.5%	15.0%	15.3%	15.6%
% of FP17s for the same patient ID Re-attending between 3 & 9 months - Children	1,090	1,888	57.7%	59.9%	61.1%	58.8%
% of FP17s for the same patient ID Re-attending between 3 & 9 months - Adults	2,030	4,035	50.3%	51.5%	52.4%	51.0%
% of FP17s for Band 1 Urgent Courses	505	4,772	10.6%	9.4%	9.5%	9.0%
% of FP17s Relating to Free Repair or Replacements	41	4,772	0.9%	0.5%	0.7%	0.8%
% of FP17s Relating to Continuations	23	4,772	0.5%	0.8%	0.8%	0.9%
% of Patients satisfied with the dentistry they have received	0	0	N/A	92.5%	93.1%	93.2%
% of Patients satisfied with the time they had to wait for an appointment	0	0	N/A	88.5%	87.8%	88.3%

* This is based on patients treated on this contract for their most recent course of treatment. Figures in italics indicate the base number of FP17s or Patient Questionnaire responses are less than 100. N/A is shown where the base number of responses is less than 10 during the period. % is calculated as Quantity/Base number*100

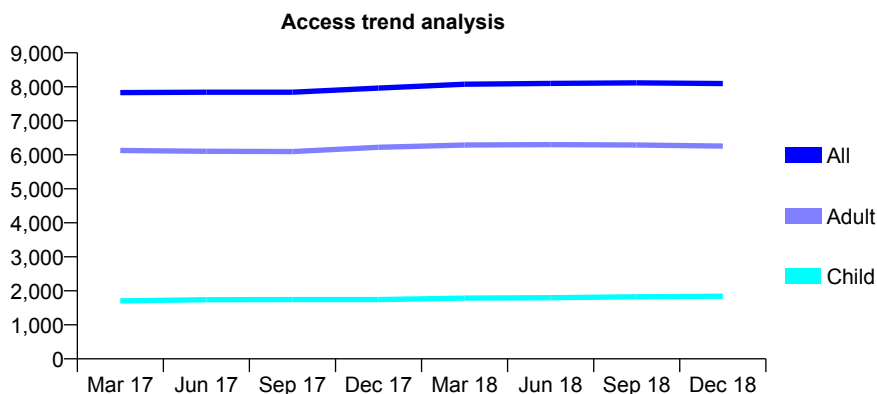
Q68 - Vital Signs At a Glance Contract Report for 274410/0001 - December 2018

Name or company name	MR HM PATEL
Contract type name	GDS Contract
Purpose of contract	General
Contract start date	01/04/2008
Contract end date	

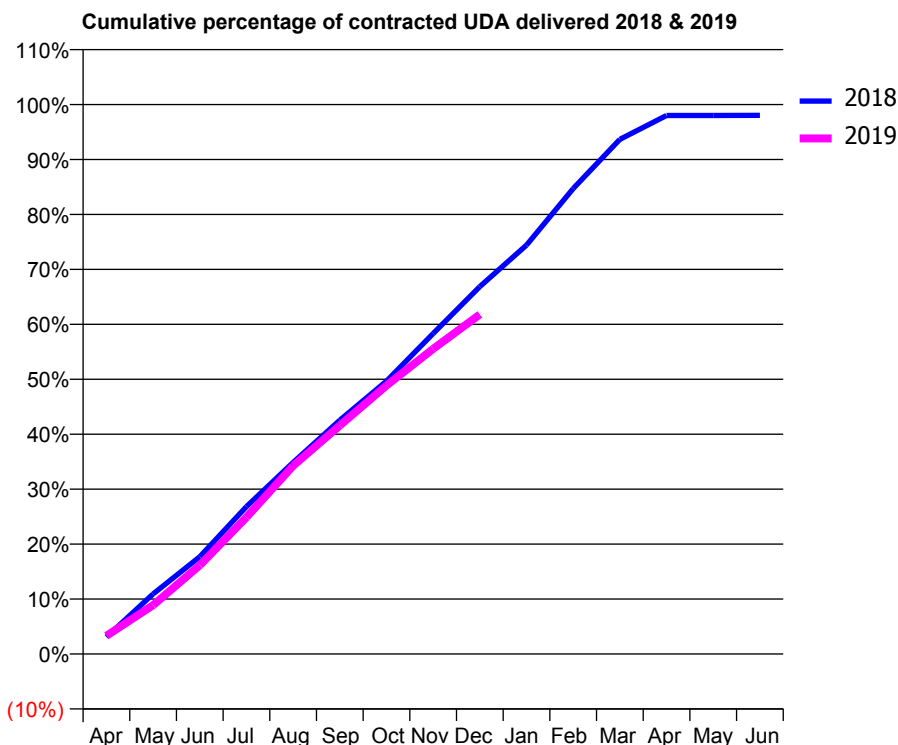
18/19 Contracted general activity (UDA)	18,808
Carry forward general activity (UDA)	369
18/19 Contracted orthodontic activity (UOA)	0
Carry forward orthodontic activity (UOA)	0
Baseline contract value	£503,870.74

ACCESS*

Patients seen in 24 months	Total	Change since previous quarter
Quarter ending December 2017	7,963	
Quarter ending March 2018	8,075	→
Quarter ending June 2018	8,099	→
Quarter ending September 2018	8,114	→
Quarter ending December 2018	8,096	→
Variance since December 2017	1.7%	→



ACTIVITY



Month	Adjusted Scheduled Activity (UDA)	
	2018	2019
April	582	621
May	2,056	1,673
June	3,331	3,038
July	5,046	4,683
August	6,557	6,442
September	8,003	7,821
October	9,341	9,192
November	10,972	10,446
December	12,578	11,624
January	13,994	
February	15,930	
March	17,617	
April	18,431	
May	18,432	
June	18,439	

QUALITY

	Quantity	Base Number	Contract	AT	Region	England
% of FP17s for the same patient ID Re-attending within 3 months - Children	140	2,014	7.0%	9.5%	11.3%	11.8%
% of FP17s for the same patient ID Re-attending within 3 months - Adults	660	6,016	11.0%	15.0%	15.3%	15.6%
% of FP17s for the same patient ID Re-attending between 3 & 9 months - Children	1,346	2,014	66.8%	59.9%	61.1%	58.8%
% of FP17s for the same patient ID Re-attending between 3 & 9 months - Adults	3,490	6,016	58.0%	51.5%	52.4%	51.0%
% of FP17s for Band 1 Urgent Courses	721	7,645	9.4%	9.4%	9.5%	9.0%
% of FP17s Relating to Free Repair or Replacements	31	7,645	0.4%	0.5%	0.7%	0.8%
% of FP17s Relating to Continuations	23	7,645	0.3%	0.8%	0.8%	0.9%
% of Patients satisfied with the dentistry they have received	2	2	N/A	92.5%	93.1%	93.2%
% of Patients satisfied with the time they had to wait for an appointment	2	2	N/A	88.5%	87.8%	88.3%

* This is based on patients treated on this contract for their most recent course of treatment. Figures in italics indicate the base number of FP17s or Patient Questionnaire responses are less than 100. N/A is shown where the base number of responses is less than 10 during the period. % is calculated as Quantity/Base number*100

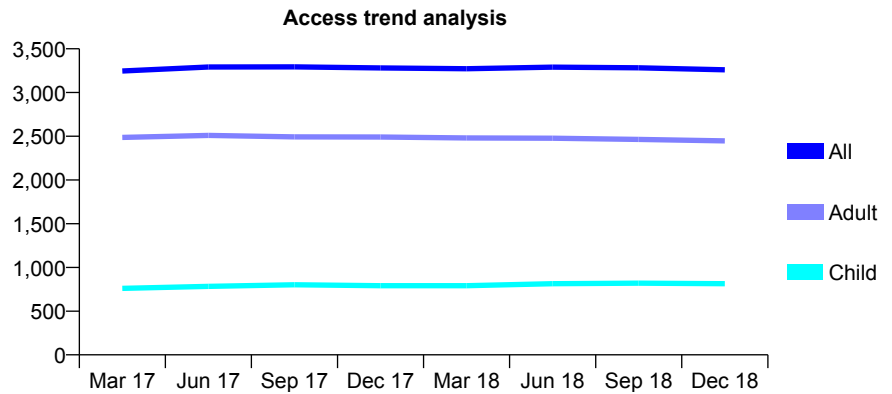
Q68 - Vital Signs At a Glance Contract Report for 275042/0001 - December 2018

Name or company name	MR MR TAKHAYORI
Contract type name	GDS Contract
Purpose of contract	General
Contract start date	01/04/2006
Contract end date	

18/19 Contracted general activity (UDA)	10,916
Carry forward general activity (UDA)	282
18/19 Contracted orthodontic activity (UOA)	0
Carry forward orthodontic activity (UOA)	0
Baseline contract value	£329,928.17

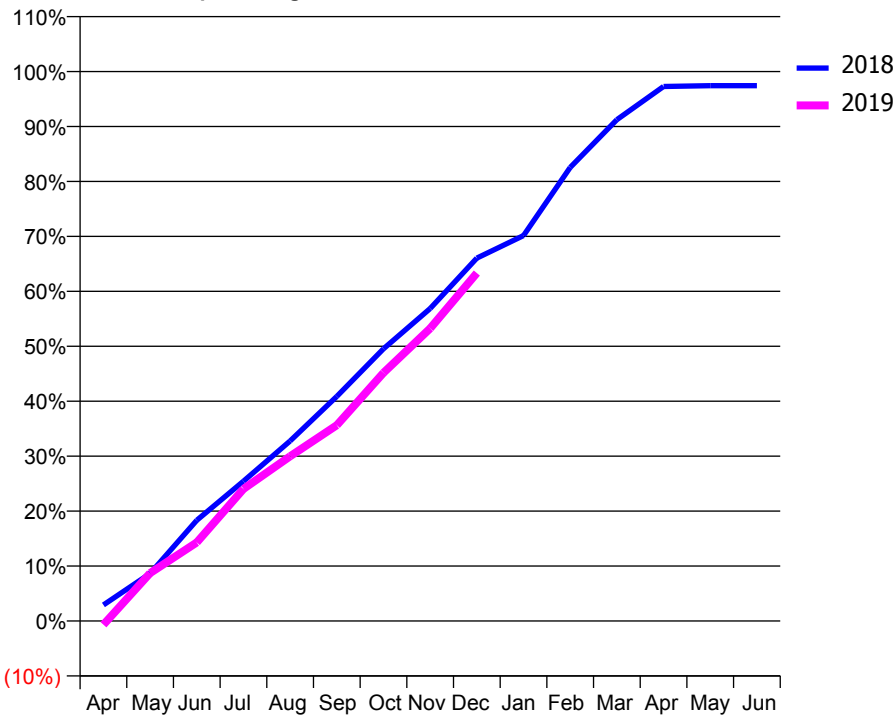
ACCESS*

Patients seen in 24 months	Total	Change since previous quarter
Quarter ending December 2017	3,281	
Quarter ending March 2018	3,272	→
Quarter ending June 2018	3,291	→
Quarter ending September 2018	3,283	→
Quarter ending December 2018	3,260	→
Variance since December 2017	(0.6%)	→



ACTIVITY

Cumulative percentage of contracted UDA delivered 2018 & 2019



Month	Adjusted Scheduled Activity (UDA)	
	2018	2019
April	318	-75
May	945	953
June	2,002	1,562
July	2,776	2,623
August	3,577	3,274
September	4,463	3,890
October	5,409	4,930
November	6,208	5,813
December	7,209	6,912
January	7,656	
February	9,010	
March	9,958	
April	10,619	
May	10,634	
June	10,634	

QUALITY

	Quantity	Base Number	Contract	AT	Region	England
% of FP17s for the same patient ID Re-attending within 3 months - Children	63	771	8.2%	9.5%	11.3%	11.8%
% of FP17s for the same patient ID Re-attending within 3 months - Adults	467	2,447	19.1%	15.0%	15.3%	15.6%
% of FP17s for the same patient ID Re-attending between 3 & 9 months - Children	380	771	49.3%	59.9%	61.1%	58.8%
% of FP17s for the same patient ID Re-attending between 3 & 9 months - Adults	1,122	2,447	45.9%	51.5%	52.4%	51.0%
% of FP17s for Band 1 Urgent Courses	489	2,973	16.4%	9.4%	9.5%	9.0%
% of FP17s Relating to Free Repair or Replacements	11	2,973	0.4%	0.5%	0.7%	0.8%
% of FP17s Relating to Continuations	3	2,973	0.1%	0.8%	0.8%	0.9%
% of Patients satisfied with the dentistry they have received	1	1	N/A	92.5%	93.1%	93.2%
% of Patients satisfied with the time they had to wait for an appointment	1	1	N/A	88.5%	87.8%	88.3%

* This is based on patients treated on this contract for their most recent course of treatment. Figures in italics indicate the base number of FP17s or Patient Questionnaire responses are less than 100. N/A is shown where the base number of responses is less than 10 during the period. % is calculated as Quantity/Base number*100

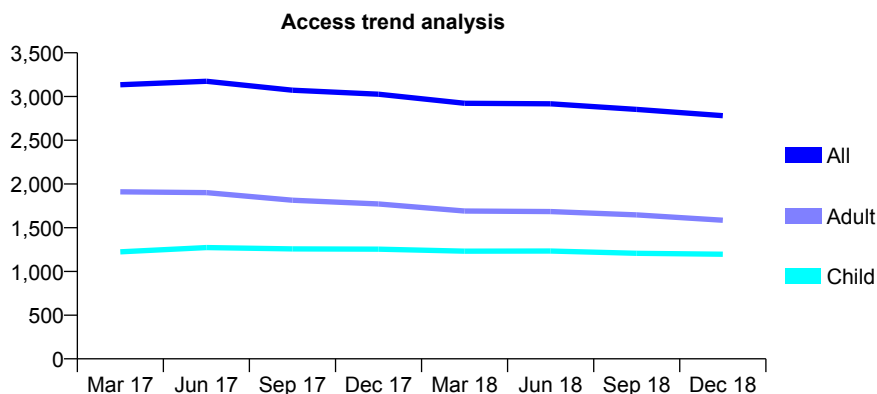
Q68 - Vital Signs At a Glance Contract Report for 287741/0001 - December 2018

Name or company name	MISS T MOTALLEB ZADEH
Contract type name	GDS Contract
Purpose of contract	General
Contract start date	01/11/2010
Contract end date	

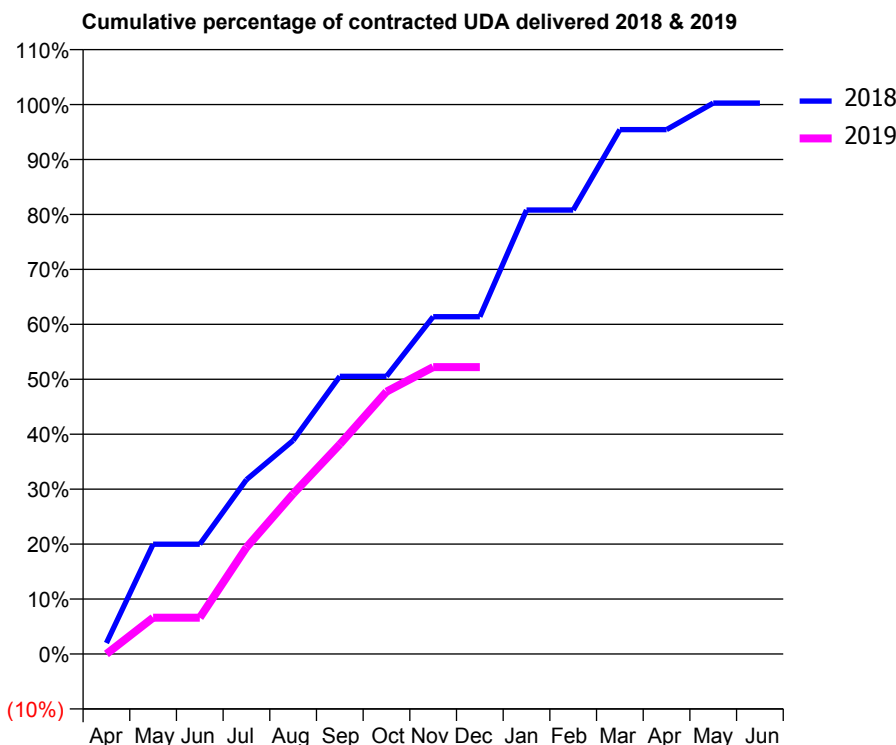
18/19 Contracted general activity (UDA)	6,974
Carry forward general activity (UDA)	0
18/19 Contracted orthodontic activity (UOA)	0
Carry forward orthodontic activity (UOA)	0
Baseline contract value	£181,132.55

ACCESS*

Patients seen in 24 months	Total	Change since previous quarter
Quarter ending December 2017	3,027	
Quarter ending March 2018	2,923	↓
Quarter ending June 2018	2,917	→
Quarter ending September 2018	2,853	↓
Quarter ending December 2018	2,781	↓
Variance since December 2017	(8.1%)	↓



ACTIVITY



Adjusted Scheduled Activity (UDA)		
Month	2018	2019
April	139	0
May	1,393	462
June	1,393	462
July	2,214	1,353
August	2,710	2,033
September	3,524	2,662
October	3,524	3,330
November	4,280	3,642
December	4,280	3,642
January	5,635	
February	5,635	
March	6,656	
April	6,656	
May	6,992	
June	6,992	

QUALITY

	Quantity	Base Number	Contract	AT	Region	England
% of FP17s for the same patient ID Re-attending within 3 months - Children	74	1,172	6.3%	9.5%	11.3%	11.8%
% of FP17s for the same patient ID Re-attending within 3 months - Adults	218	1,526	14.3%	15.0%	15.3%	15.6%
% of FP17s for the same patient ID Re-attending between 3 & 9 months - Children	726	1,172	61.9%	59.9%	61.1%	58.8%
% of FP17s for the same patient ID Re-attending between 3 & 9 months - Adults	848	1,526	55.6%	51.5%	52.4%	51.0%
% of FP17s for Band 1 Urgent Courses	131	1,922	6.8%	9.4%	9.5%	9.0%
% of FP17s Relating to Free Repair or Replacements	6	1,922	0.3%	0.5%	0.7%	0.8%
% of FP17s Relating to Continuations	6	1,922	0.3%	0.8%	0.8%	0.9%
% of Patients satisfied with the dentistry they have received	0	0	N/A	92.5%	93.1%	93.2%
% of Patients satisfied with the time they had to wait for an appointment	0	0	N/A	88.5%	87.8%	88.3%

* This is based on patients treated on this contract for their most recent course of treatment. Figures in italics indicate the base number of FP17s or Patient Questionnaire responses are less than 100. N/A is shown where the base number of responses is less than 10 during the period. % is calculated as Quantity/Base number*100

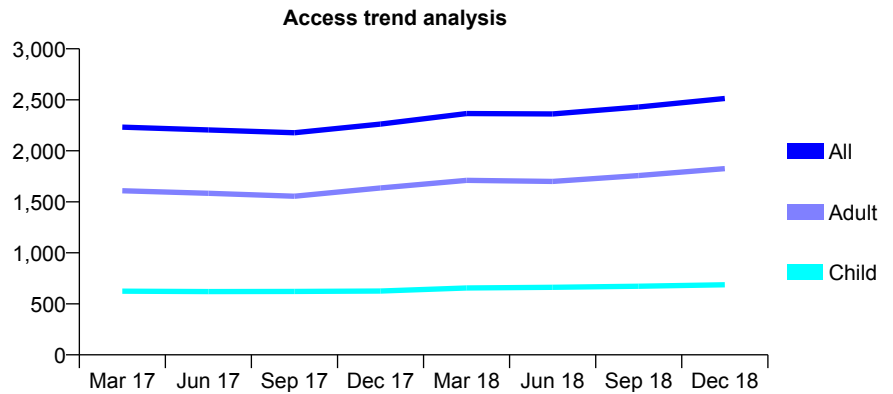
Q68 - Vital Signs At a Glance Contract Report for 296341/0001 - December 2018

Name or company name	MR AP FENECH
Contract type name	GDS Contract
Purpose of contract	General
Contract start date	01/04/2013
Contract end date	

18/19 Contracted general activity (UDA)	7,083
Carry forward general activity (UDA)	155
18/19 Contracted orthodontic activity (UOA)	0
Carry forward orthodontic activity (UOA)	0
Baseline contract value	£184,062.20

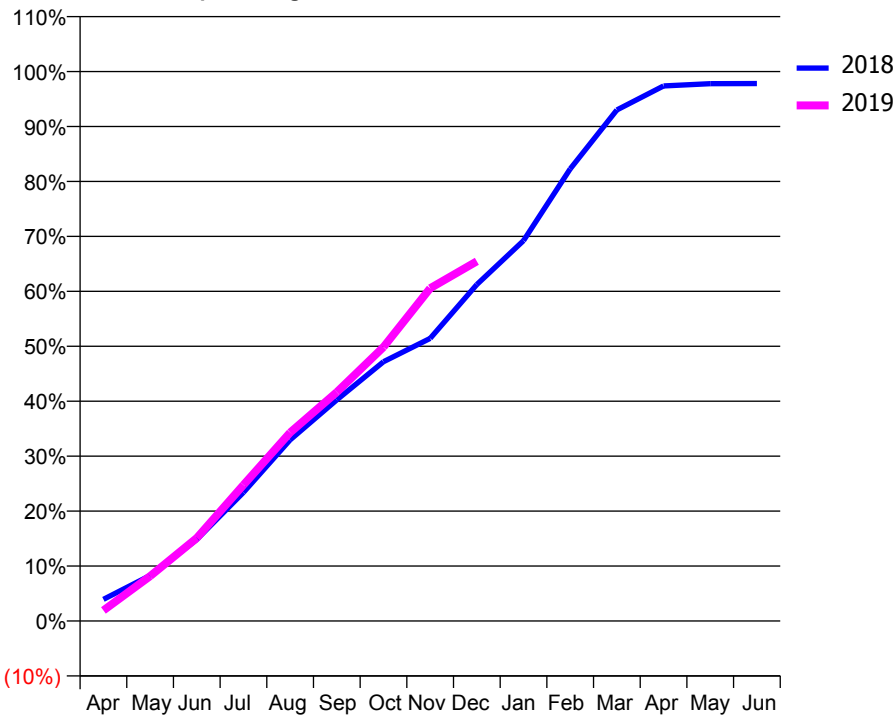
ACCESS*

Patients seen in 24 months	Total	Change since previous quarter
Quarter ending December 2017	2,262	
Quarter ending March 2018	2,366	↑
Quarter ending June 2018	2,362	→
Quarter ending September 2018	2,430	↑
Quarter ending December 2018	2,513	↑
Variance since December 2017	11.1%	↑



ACTIVITY

Cumulative percentage of contracted UDA delivered 2018 & 2019



Month	Adjusted Scheduled Activity (UDA)	
	2018	2019
April	280	136
May	587	578
June	1,051	1,070
July	1,658	1,754
August	2,335	2,430
September	2,850	2,951
October	3,342	3,532
November	3,643	4,289
December	4,337	4,637
January	4,903	
February	5,827	
March	6,587	
April	6,897	
May	6,925	
June	6,927	

QUALITY

	Quantity	Base Number	Contract	AT	Region	England
% of FP17s for the same patient ID Re-attending within 3 months - Children	45	689	6.5%	9.5%	11.3%	11.8%
% of FP17s for the same patient ID Re-attending within 3 months - Adults	297	1,890	15.7%	15.0%	15.3%	15.6%
% of FP17s for the same patient ID Re-attending between 3 & 9 months - Children	437	689	63.4%	59.9%	61.1%	58.8%
% of FP17s for the same patient ID Re-attending between 3 & 9 months - Adults	1,063	1,890	56.2%	51.5%	52.4%	51.0%
% of FP17s for Band 1 Urgent Courses	219	2,455	8.9%	9.4%	9.5%	9.0%
% of FP17s Relating to Free Repair or Replacements	12	2,455	0.5%	0.5%	0.7%	0.8%
% of FP17s Relating to Continuations	66	2,455	2.7%	0.8%	0.8%	0.9%
% of Patients satisfied with the dentistry they have received	1	1	N/A	92.5%	93.1%	93.2%
% of Patients satisfied with the time they had to wait for an appointment	1	1	N/A	88.5%	87.8%	88.3%

* This is based on patients treated on this contract for their most recent course of treatment. Figures in italics indicate the base number of FP17s or Patient Questionnaire responses are less than 100. N/A is shown where the base number of responses is less than 10 during the period. % is calculated as Quantity/Base number*100

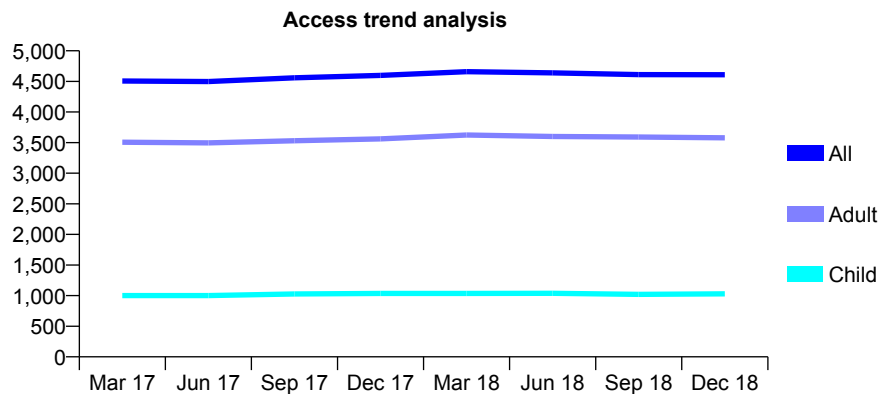
Q68 - Vital Signs At a Glance Contract Report for 297674/0001 - December 2018

Name or company name	MR SR PATEL
Contract type name	GDS Contract
Purpose of contract	General
Contract start date	25/12/2013
Contract end date	

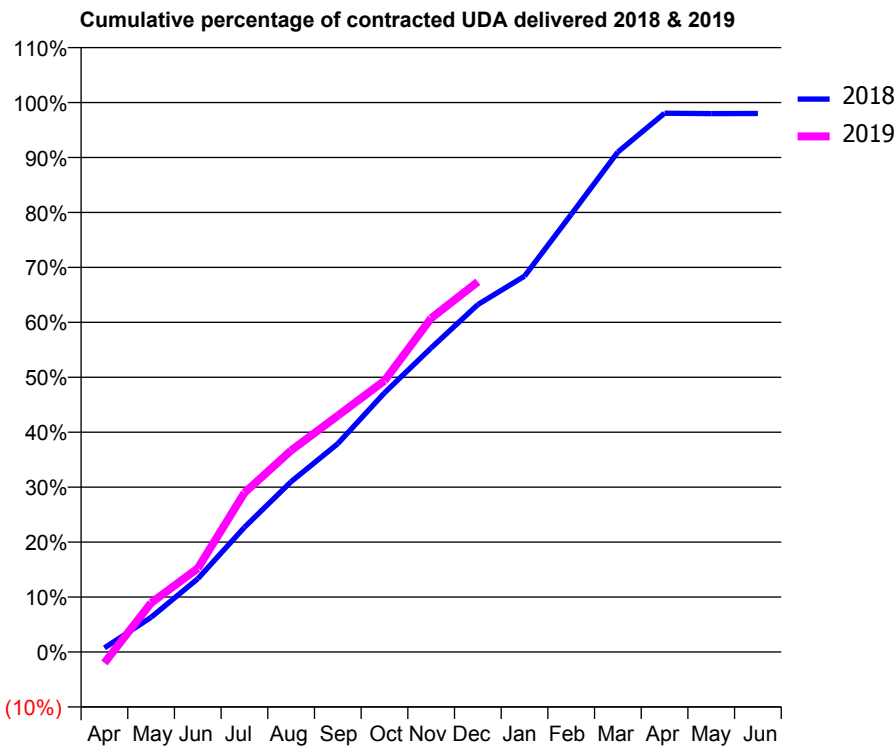
18/19 Contracted general activity (UDA)	14,000
Carry forward general activity (UDA)	281
18/19 Contracted orthodontic activity (UOA)	0
Carry forward orthodontic activity (UOA)	0
Baseline contract value	£351,718.87

ACCESS*

Patients seen in 24 months	Total	Change since previous quarter
Quarter ending December 2017	4,597	
Quarter ending March 2018	4,660	→
Quarter ending June 2018	4,639	→
Quarter ending September 2018	4,612	→
Quarter ending December 2018	4,608	→
Variance since December 2017	0.2%	→



ACTIVITY



Month	Adjusted Scheduled Activity (UDA)	
	2018	2019
April	104	-281
May	886	1,253
June	1,868	2,133
July	3,179	4,058
August	4,342	5,135
September	5,309	6,022
October	6,604	6,911
November	7,748	8,505
December	8,852	9,431
January	9,574	
February	11,148	
March	12,738	
April	13,726	
May	13,718	
June	13,719	

QUALITY

	Quantity	Base Number	Contract	AT	Region	England
% of FP17s for the same patient ID Re-attending within 3 months - Children	90	1,260	7.1%	9.5%	11.3%	11.8%
% of FP17s for the same patient ID Re-attending within 3 months - Adults	458	3,805	12.0%	15.0%	15.3%	15.6%
% of FP17s for the same patient ID Re-attending between 3 & 9 months - Children	861	1,260	68.3%	59.9%	61.1%	58.8%
% of FP17s for the same patient ID Re-attending between 3 & 9 months - Adults	2,370	3,805	62.3%	51.5%	52.4%	51.0%
% of FP17s for Band 1 Urgent Courses	297	4,715	6.3%	9.4%	9.5%	9.0%
% of FP17s Relating to Free Repair or Replacements	18	4,715	0.4%	0.5%	0.7%	0.8%
% of FP17s Relating to Continuations	42	4,715	0.9%	0.8%	0.8%	0.9%
% of Patients satisfied with the dentistry they have received	3	3	N/A	92.5%	93.1%	93.2%
% of Patients satisfied with the time they had to wait for an appointment	3	3	N/A	88.5%	87.8%	88.3%

* This is based on patients treated on this contract for their most recent course of treatment. Figures in italics indicate the base number of FP17s or Patient Questionnaire responses are less than 100. N/A is shown where the base number of responses is less than 10 during the period. % is calculated as Quantity/Base number*100

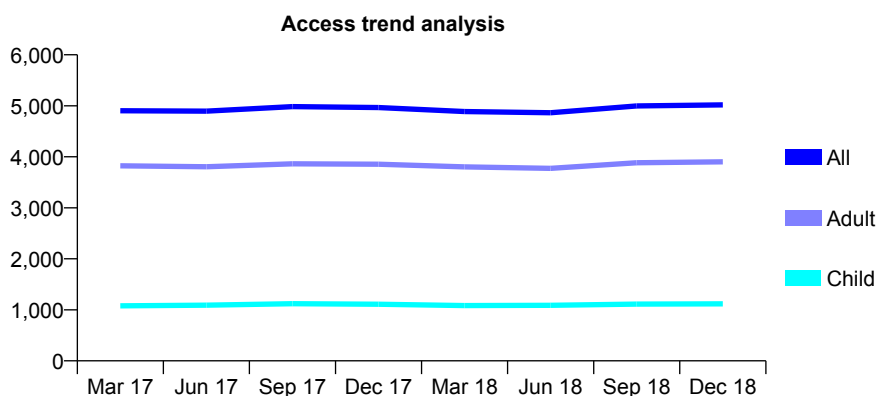
Q68 - Vital Signs At a Glance Contract Report for 298212/0001 - December 2018

Name or company name	MR MS CHABRA
Contract type name	GDS Contract
Purpose of contract	General
Contract start date	01/05/2014
Contract end date	

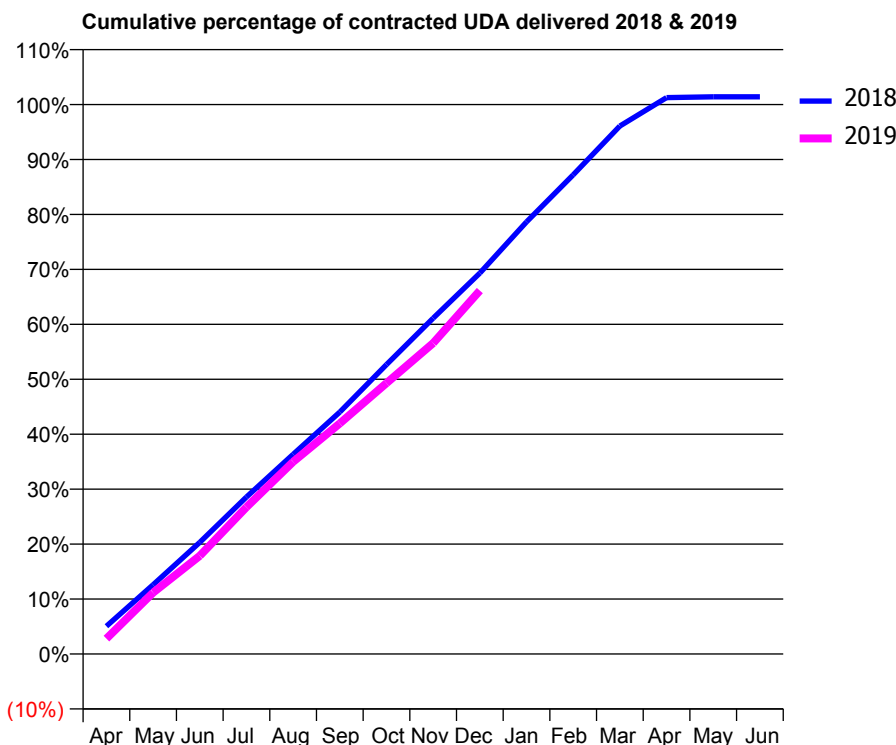
18/19 Contracted general activity (UDA)	14,307
Carry forward general activity (UDA)	0
18/19 Contracted orthodontic activity (UOA)	0
Carry forward orthodontic activity (UOA)	0
Baseline contract value	£398,776.74

ACCESS*

Patients seen in 24 months	Total	Change since previous quarter
Quarter ending December 2017	4,966	
Quarter ending March 2018	4,887	↓
Quarter ending June 2018	4,865	→
Quarter ending September 2018	4,997	↑
Quarter ending December 2018	5,018	→
Variance since December 2017	1.0%	→



ACTIVITY



Month	Adjusted Scheduled Activity (UDA)	
	2018	2019
April	722	402
May	1,805	1,599
June	2,909	2,558
July	4,089	3,823
August	5,199	5,003
September	6,299	6,005
October	7,535	7,053
November	8,743	8,095
December	9,919	9,461
January	11,250	
February	12,475	
March	13,748	
April	14,485	
May	14,506	
June	14,506	

QUALITY

	Quantity	Base Number	Contract	AT	Region	England
% of FP17s for the same patient ID Re-attending within 3 months - Children	103	1,253	8.2%	9.5%	11.3%	11.8%
% of FP17s for the same patient ID Re-attending within 3 months - Adults	789	4,120	19.2%	15.0%	15.3%	15.6%
% of FP17s for the same patient ID Re-attending between 3 & 9 months - Children	728	1,253	58.1%	59.9%	61.1%	58.8%
% of FP17s for the same patient ID Re-attending between 3 & 9 months - Adults	1,794	4,120	43.5%	51.5%	52.4%	51.0%
% of FP17s for Band 1 Urgent Courses	632	4,943	12.8%	9.4%	9.5%	9.0%
% of FP17s Relating to Free Repair or Replacements	44	4,943	0.9%	0.5%	0.7%	0.8%
% of FP17s Relating to Continuations	0	4,943	0.0%	0.8%	0.8%	0.9%
% of Patients satisfied with the dentistry they have received	0	0	N/A	92.5%	93.1%	93.2%
% of Patients satisfied with the time they had to wait for an appointment	0	0	N/A	88.5%	87.8%	88.3%

* This is based on patients treated on this contract for their most recent course of treatment. Figures in italics indicate the base number of FP17s or Patient Questionnaire responses are less than 100. N/A is shown where the base number of responses is less than 10 during the period. % is calculated as Quantity/Base number*100

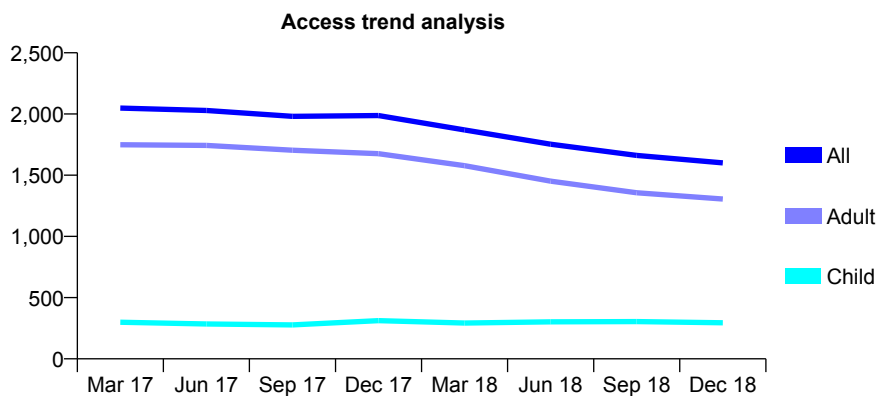
Q68 - Vital Signs At a Glance Contract Report for 301558/0002 - December 2018

Name or company name	Dental Surgery Partnership
Contract type name	GDS Contract
Purpose of contract	General
Contract start date	27/07/2013
Contract end date	

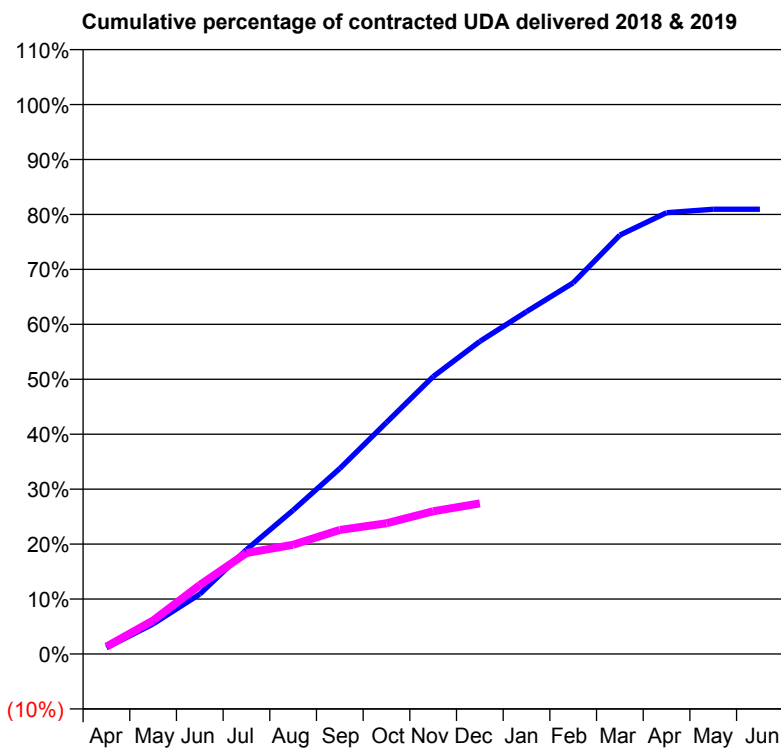
18/19 Contracted general activity (UDA)	6,250
Carry forward general activity (UDA)	0
18/19 Contracted orthodontic activity (UOA)	0
Carry forward orthodontic activity (UOA)	0
Baseline contract value	£132,170.09

ACCESS*

Patients seen in 24 months	Total	Change since previous quarter
Quarter ending December 2017	1,988	
Quarter ending March 2018	1,870	↓
Quarter ending June 2018	1,753	↓
Quarter ending September 2018	1,662	↓
Quarter ending December 2018	1,601	↓
Variance since December 2017	(19.5%)	↓



ACTIVITY



Month	Adjusted Scheduled Activity (UDA)	
	2018	2019
April	73	85
May	343	381
June	682	786
July	1,187	1,148
August	1,636	1,243
September	2,111	1,411
October	2,634	1,487
November	3,156	1,623
December	3,556	1,712
January	3,895	
February	4,222	
March	4,765	
April	5,020	
May	5,060	
June	5,060	

QUALITY

	Quantity	Base Number	Contract	AT	Region	England
% of FP17s for the same patient ID Re-attending within 3 months - Children	8	214	3.7%	9.5%	11.3%	11.8%
% of FP17s for the same patient ID Re-attending within 3 months - Adults	114	707	16.1%	15.0%	15.3%	15.6%
% of FP17s for the same patient ID Re-attending between 3 & 9 months - Children	73	214	34.1%	59.9%	61.1%	58.8%
% of FP17s for the same patient ID Re-attending between 3 & 9 months - Adults	242	707	34.2%	51.5%	52.4%	51.0%
% of FP17s for Band 1 Urgent Courses	82	798	10.3%	9.4%	9.5%	9.0%
% of FP17s Relating to Free Repair or Replacements	5	798	0.6%	0.5%	0.7%	0.8%
% of FP17s Relating to Continuations	9	798	1.1%	0.8%	0.8%	0.9%
% of Patients satisfied with the dentistry they have received	0	0	N/A	92.5%	93.1%	93.2%
% of Patients satisfied with the time they had to wait for an appointment	0	0	N/A	88.5%	87.8%	88.3%

* This is based on patients treated on this contract for their most recent course of treatment. Figures in italics indicate the base number of FP17s or Patient Questionnaire responses are less than 100. N/A is shown where the base number of responses is less than 10 during the period. % is calculated as Quantity/Base number*100

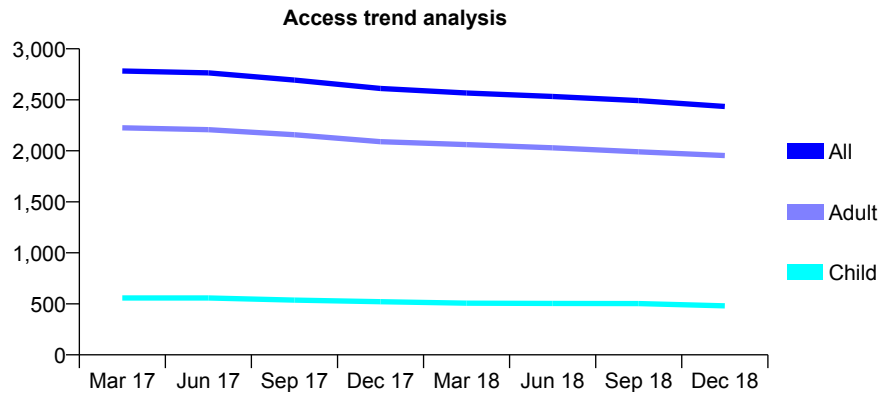
Q68 - Vital Signs At a Glance Contract Report for 302619/0001 - December 2018

Name or company name	MR RG EVANS
Contract type name	GDS Contract
Purpose of contract	General
Contract start date	01/04/2006
Contract end date	

18/19 Contracted general activity (UDA)	5,834
Carry forward general activity (UDA)	0
18/19 Contracted orthodontic activity (UOA)	0
Carry forward orthodontic activity (UOA)	0
Baseline contract value	£151,786.46

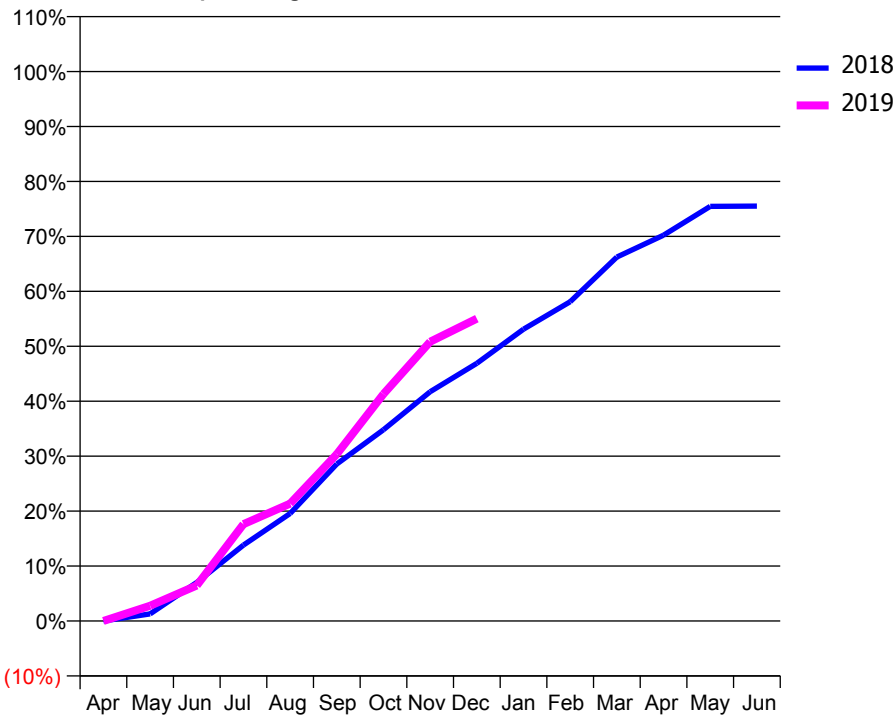
ACCESS*

Patients seen in 24 months	Total	Change since previous quarter
Quarter ending December 2017	2,611	
Quarter ending March 2018	2,567	↓
Quarter ending June 2018	2,533	↓
Quarter ending September 2018	2,492	↓
Quarter ending December 2018	2,434	↓
Variance since December 2017	(6.8%)	↓



ACTIVITY

Cumulative percentage of contracted UDA delivered 2018 & 2019



Month	Adjusted Scheduled Activity (UDA)	
	2018	2019
April	0	0
May	100	162
June	542	377
July	1,068	1,028
August	1,513	1,247
September	2,208	1,772
October	2,690	2,410
November	3,223	2,965
December	3,624	3,211
January	4,104	
February	4,490	
March	5,118	
April	5,426	
May	5,831	
June	5,834	

QUALITY

	Quantity	Base Number	Contract	AT	Region	England
% of FP17s for the same patient ID Re-attending within 3 months - Children	4	332	1.2%	9.5%	11.3%	11.8%
% of FP17s for the same patient ID Re-attending within 3 months - Adults	114	1,513	7.5%	15.0%	15.3%	15.6%
% of FP17s for the same patient ID Re-attending between 3 & 9 months - Children	146	332	44.0%	59.9%	61.1%	58.8%
% of FP17s for the same patient ID Re-attending between 3 & 9 months - Adults	593	1,513	39.2%	51.5%	52.4%	51.0%
% of FP17s for Band 1 Urgent Courses	23	1,476	1.6%	9.4%	9.5%	9.0%
% of FP17s Relating to Free Repair or Replacements	3	1,476	0.2%	0.5%	0.7%	0.8%
% of FP17s Relating to Continuations	0	1,476	0.0%	0.8%	0.8%	0.9%
% of Patients satisfied with the dentistry they have received	2	2	N/A	92.5%	93.1%	93.2%
% of Patients satisfied with the time they had to wait for an appointment	2	2	N/A	88.5%	87.8%	88.3%

* This is based on patients treated on this contract for their most recent course of treatment. Figures in italics indicate the base number of FP17s or Patient Questionnaire responses are less than 100. N/A is shown where the base number of responses is less than 10 during the period. % is calculated as Quantity/Base number*100

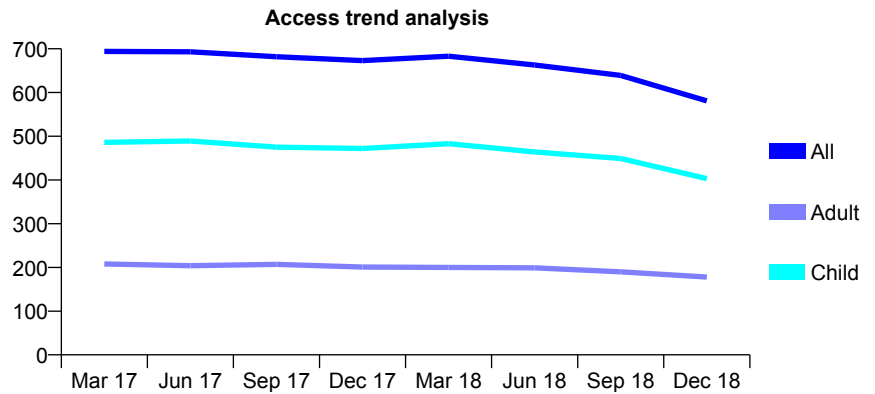
Q68 - Vital Signs At a Glance Contract Report for 307068/0001 - December 2018

Name or company name	McNulty Tan
Contract type name	GDS Contract
Purpose of contract	General
Contract start date	01/04/2006
Contract end date	

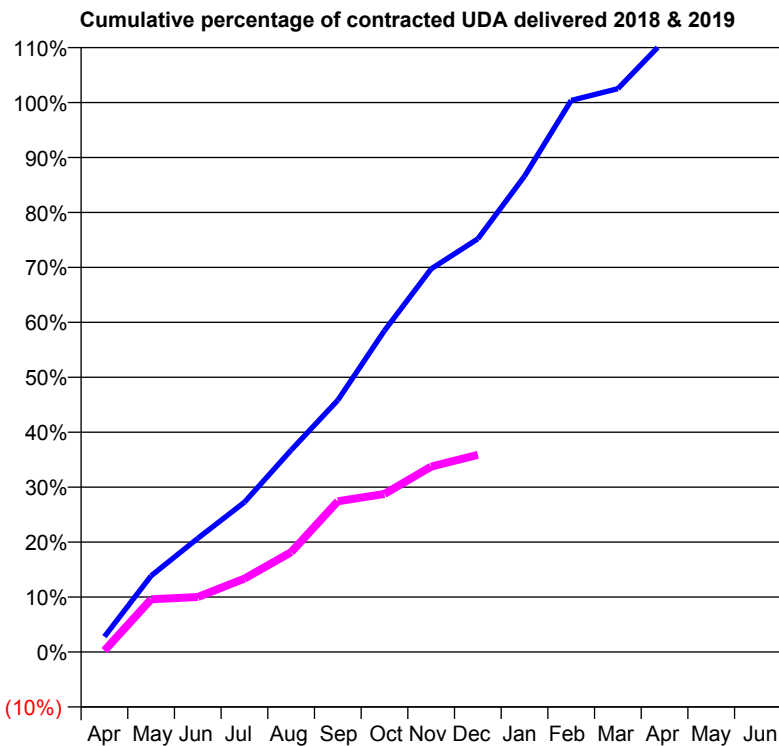
18/19 Contracted general activity (UDA)	750
Carry forward general activity (UDA)	0
18/19 Contracted orthodontic activity (UOA)	0
Carry forward orthodontic activity (UOA)	0
Baseline contract value	£17,623.31

ACCESS*

Patients seen in 24 months	Total	Change since previous quarter
Quarter ending December 2017	673	
Quarter ending March 2018	683	→
Quarter ending June 2018	663	↓
Quarter ending September 2018	639	↓
Quarter ending December 2018	581	↓
Variance since December 2017	(13.7%)	↓



ACTIVITY



Month	Adjusted Scheduled Activity (UDA)	
	2018	2019
April	21	2
May	104	72
June	155	75
July	204	100
August	276	136
September	344	206
October	439	216
November	523	253
December	564	269
January	649	
February	753	
March	769	
April	835	
May	846	
June	846	

QUALITY

	Quantity	Base Number	Contract	AT	Region	England
% of FP17s for the same patient ID Re-attending within 3 months - Children	31	869	3.6%	9.5%	11.3%	11.8%
% of FP17s for the same patient ID Re-attending within 3 months - Adults	7	214	3.3%	15.0%	15.3%	15.6%
% of FP17s for the same patient ID Re-attending between 3 & 9 months - Children	458	869	52.7%	59.9%	61.1%	58.8%
% of FP17s for the same patient ID Re-attending between 3 & 9 months - Adults	91	214	42.5%	51.5%	52.4%	51.0%
% of FP17s for Band 1 Urgent Courses	5	234	2.1%	9.4%	9.5%	9.0%
% of FP17s Relating to Free Repair or Replacements	0	234	0.0%	0.5%	0.7%	0.8%
% of FP17s Relating to Continuations	0	234	0.0%	0.8%	0.8%	0.9%
% of Patients satisfied with the dentistry they have received	0	0	N/A	92.5%	93.1%	93.2%
% of Patients satisfied with the time they had to wait for an appointment	0	0	N/A	88.5%	87.8%	88.3%

* This is based on patients treated on this contract for their most recent course of treatment. Figures in italics indicate the base number of FP17s or Patient Questionnaire responses are less than 100. N/A is shown where the base number of responses is less than 10 during the period. % is calculated as Quantity/Base number*100

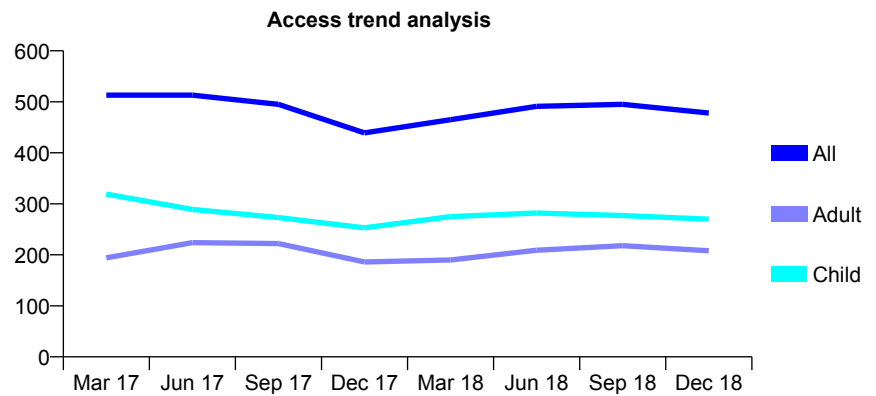
Q68 - Vital Signs At a Glance Contract Report for 308129/0003 - December 2018

Name or company name	MISS M JADIDI
Contract type name	GDS Contract
Purpose of contract	General
Contract start date	26/05/2015
Contract end date	

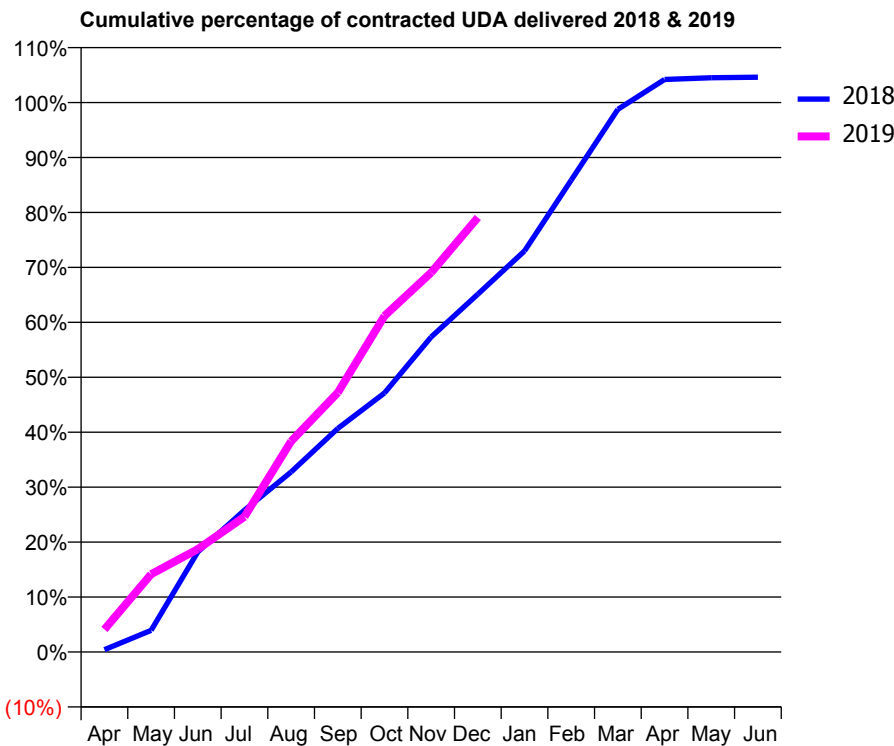
18/19 Contracted general activity (UDA)	1,014
Carry forward general activity (UDA)	0
18/19 Contracted orthodontic activity (UOA)	0
Carry forward orthodontic activity (UOA)	0
Baseline contract value	£25,742.46

ACCESS*

Patients seen in 24 months	Total	Change since previous quarter
Quarter ending December 2017	439	
Quarter ending March 2018	465	↑
Quarter ending June 2018	491	↑
Quarter ending September 2018	495	→
Quarter ending December 2018	478	↓
Variance since December 2017	8.9%	↑



ACTIVITY



Month	Adjusted Scheduled Activity (UDA)	
	2018	2019
April	4	42
May	40	144
June	185	190
July	262	250
August	332	389
September	413	479
October	478	620
November	581	700
December	660	802
January	740	
February	871	
March	1,001	
April	1,057	
May	1,060	
June	1,061	

QUALITY

	Quantity	Base Number	Contract	AT	Region	England
% of FP17s for the same patient ID Re-attending within 3 months - Children	11	335	3.3%	9.5%	11.3%	11.8%
% of FP17s for the same patient ID Re-attending within 3 months - Adults	9	221	4.1%	15.0%	15.3%	15.6%
% of FP17s for the same patient ID Re-attending between 3 & 9 months - Children	206	335	61.5%	59.9%	61.1%	58.8%
% of FP17s for the same patient ID Re-attending between 3 & 9 months - Adults	58	221	26.2%	51.5%	52.4%	51.0%
% of FP17s for Band 1 Urgent Courses	34	517	6.6%	9.4%	9.5%	9.0%
% of FP17s Relating to Free Repair or Replacements	2	517	0.4%	0.5%	0.7%	0.8%
% of FP17s Relating to Continuations	1	517	0.2%	0.8%	0.8%	0.9%
% of Patients satisfied with the dentistry they have received	0	0	N/A	92.5%	93.1%	93.2%
% of Patients satisfied with the time they had to wait for an appointment	0	0	N/A	88.5%	87.8%	88.3%

* This is based on patients treated on this contract for their most recent course of treatment. Figures in italics indicate the base number of FP17s or Patient Questionnaire responses are less than 100. N/A is shown where the base number of responses is less than 10 during the period. % is calculated as Quantity/Base number*100

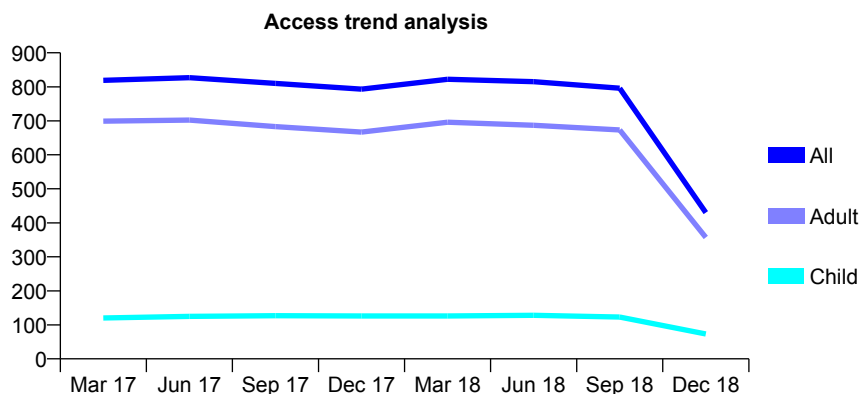
Q68 - Vital Signs At a Glance Contract Report for 309885/0001 - December 2018

Name or company name	MR DR KELLY
Contract type name	GDS Contract
Purpose of contract	General
Contract start date	01/04/2006
Contract end date	31/08/2018

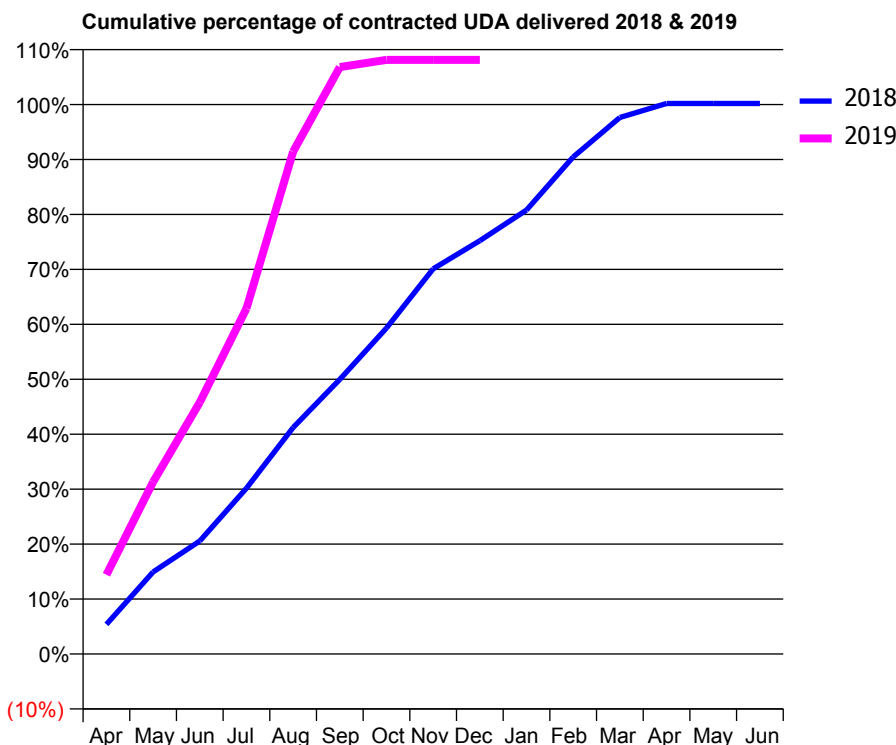
18/19 Contracted general activity (UDA)	914
Carry forward general activity (UDA)	0
18/19 Contracted orthodontic activity (UOA)	0
Carry forward orthodontic activity (UOA)	0
Baseline contract value	£21,454.08

ACCESS*

Patients seen in 24 months	Total	Change since previous quarter
Quarter ending December 2017	793	
Quarter ending March 2018	822	↑
Quarter ending June 2018	815	→
Quarter ending September 2018	796	↓
Quarter ending December 2018	430	↓
Variance since December 2017	(45.8%)	↓



ACTIVITY



Month	Adjusted Scheduled Activity (UDA)	
	2018	2019
April	118	132
May	327	286
June	451	419
July	662	575
August	904	836
September	1,096	976
October	1,301	988
November	1,537	988
December	1,650	988
January	1,772	
February	1,984	
March	2,141	
April	2,197	
May	2,197	
June	2,197	

QUALITY

	Quantity	Base Number	Contract	AT	Region	England
% of FP17s for the same patient ID Re-attending within 3 months - Children	4	105	3.8%	9.5%	11.3%	11.8%
% of FP17s for the same patient ID Re-attending within 3 months - Adults	55	532	10.3%	15.0%	15.3%	15.6%
% of FP17s for the same patient ID Re-attending between 3 & 9 months - Children	77	105	73.3%	59.9%	61.1%	58.8%
% of FP17s for the same patient ID Re-attending between 3 & 9 months - Adults	298	532	56.0%	51.5%	52.4%	51.0%
% of FP17s for Band 1 Urgent Courses	56	601	9.3%	9.4%	9.5%	9.0%
% of FP17s Relating to Free Repair or Replacements	2	601	0.3%	0.5%	0.7%	0.8%
% of FP17s Relating to Continuations	9	601	1.5%	0.8%	0.8%	0.9%
% of Patients satisfied with the dentistry they have received	0	0	N/A	92.5%	93.1%	93.2%
% of Patients satisfied with the time they had to wait for an appointment	0	0	N/A	88.5%	87.8%	88.3%

* This is based on patients treated on this contract for their most recent course of treatment. Figures in italics indicate the base number of FP17s or Patient Questionnaire responses are less than 100. N/A is shown where the base number of responses is less than 10 during the period. % is calculated as Quantity/Base number*100

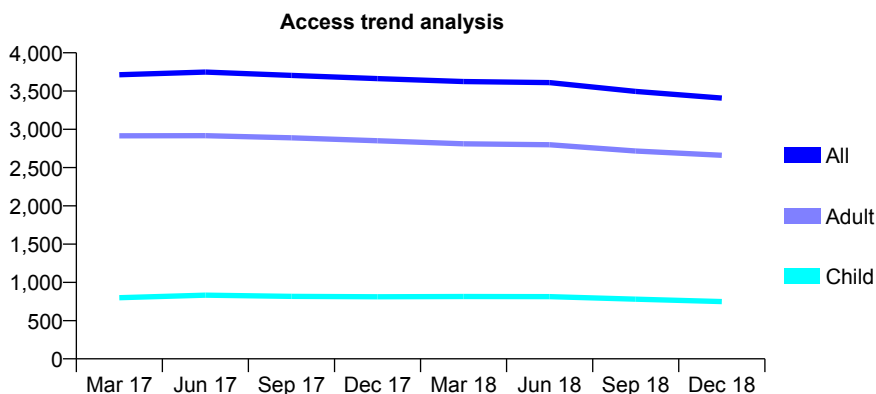
Q68 - Vital Signs At a Glance Contract Report for 318817/0001 - December 2018

Name or company name	Sumar Poore Al-haj
Contract type name	GDS Contract
Purpose of contract	General
Contract start date	01/04/2006
Contract end date	

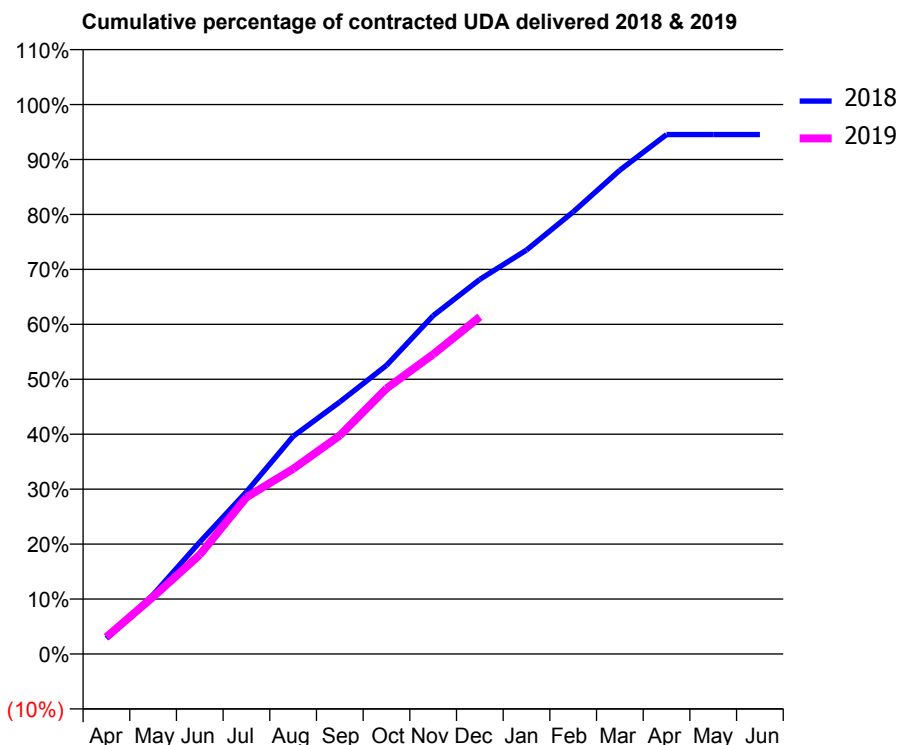
18/19 Contracted general activity (UDA)	9,903
Carry forward general activity (UDA)	0
18/19 Contracted orthodontic activity (UOA)	0
Carry forward orthodontic activity (UOA)	0
Baseline contract value	£241,221.10

ACCESS*

Patients seen in 24 months	Total	Change since previous quarter
Quarter ending December 2017	3,662	
Quarter ending March 2018	3,624	↓
Quarter ending June 2018	3,611	→
Quarter ending September 2018	3,496	↓
Quarter ending December 2018	3,409	↓
Variance since December 2017	(6.9%)	↓



ACTIVITY



Month	Adjusted Scheduled Activity (UDA)	
	2018	2019
April	281	307
May	1,067	1,029
June	2,018	1,789
July	2,923	2,825
August	3,924	3,336
September	4,543	3,938
October	5,201	4,787
November	6,097	5,402
December	6,752	6,076
January	7,281	
February	7,969	
March	8,721	
April	9,362	
May	9,362	
June	9,362	

QUALITY

	Quantity	Base Number	Contract	AT	Region	England
% of FP17s for the same patient ID Re-attending within 3 months - Children	30	770	3.9%	9.5%	11.3%	11.8%
% of FP17s for the same patient ID Re-attending within 3 months - Adults	337	2,612	12.9%	15.0%	15.3%	15.6%
% of FP17s for the same patient ID Re-attending between 3 & 9 months - Children	462	770	60.0%	59.9%	61.1%	58.8%
% of FP17s for the same patient ID Re-attending between 3 & 9 months - Adults	1,432	2,612	54.8%	51.5%	52.4%	51.0%
% of FP17s for Band 1 Urgent Courses	223	3,142	7.1%	9.4%	9.5%	9.0%
% of FP17s Relating to Free Repair or Replacements	50	3,142	1.6%	0.5%	0.7%	0.8%
% of FP17s Relating to Continuations	1	3,142	0.0%	0.8%	0.8%	0.9%
% of Patients satisfied with the dentistry they have received	0	1	N/A	92.5%	93.1%	93.2%
% of Patients satisfied with the time they had to wait for an appointment	0	1	N/A	88.5%	87.8%	88.3%

* This is based on patients treated on this contract for their most recent course of treatment. Figures in italics indicate the base number of FP17s or Patient Questionnaire responses are less than 100. N/A is shown where the base number of responses is less than 10 during the period. % is calculated as Quantity/Base number*100

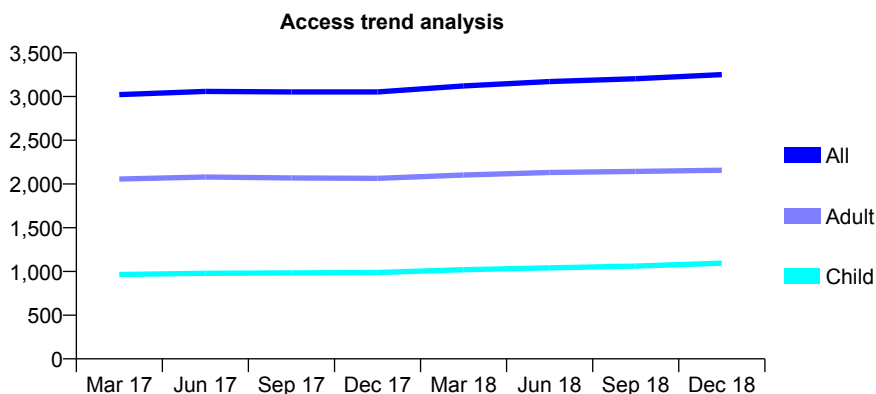
Q68 - Vital Signs At a Glance Contract Report for 319333/0001 - December 2018

Name or company name	Ball Tree Dental Practice
Contract type name	GDS Contract
Purpose of contract	General
Contract start date	01/04/2006
Contract end date	

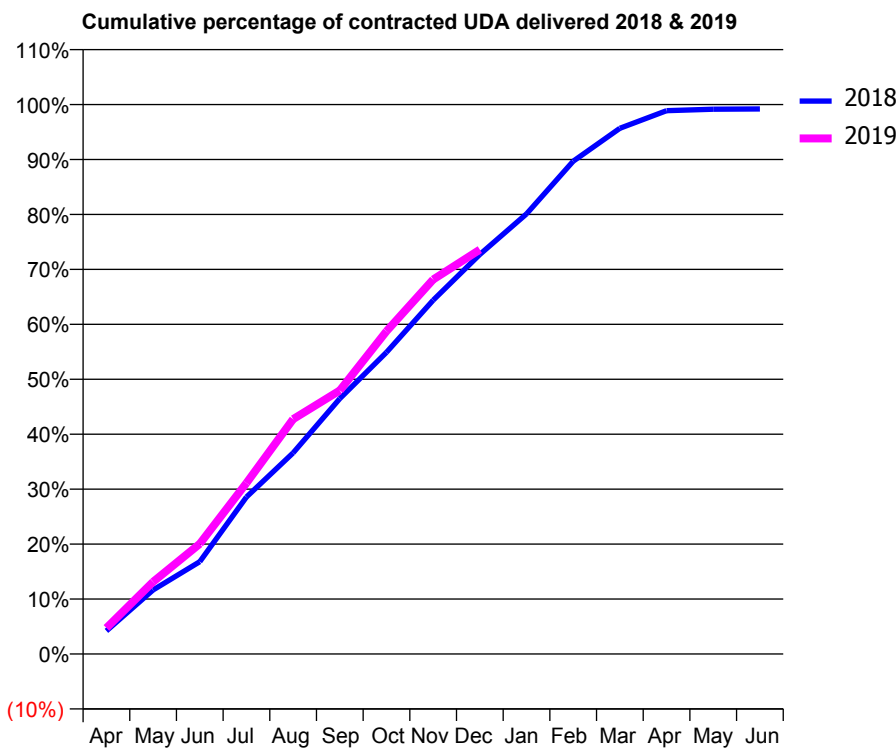
18/19 Contracted general activity (UDA)	8,875
Carry forward general activity (UDA)	72
18/19 Contracted orthodontic activity (UOA)	0
Carry forward orthodontic activity (UOA)	0
Baseline contract value	£352,952.71

ACCESS*

Patients seen in 24 months	Total	Change since previous quarter
Quarter ending December 2017	3,052	
Quarter ending March 2018	3,121	↑
Quarter ending June 2018	3,172	→
Quarter ending September 2018	3,204	→
Quarter ending December 2018	3,251	→
Variance since December 2017	6.5%	↑



ACTIVITY



Adjusted Scheduled Activity (UDA)		
Month	2018	2019
April	374	420
May	1,036	1,166
June	1,492	1,781
July	2,536	2,763
August	3,248	3,795
September	4,125	4,257
October	4,873	5,212
November	5,716	6,049
December	6,454	6,530
January	7,109	
February	7,959	
March	8,492	
April	8,776	
May	8,799	
June	8,803	

QUALITY

	Quantity	Base Number	Contract	AT	Region	England
% of FP17s for the same patient ID Re-attending within 3 months - Children	176	1,477	11.9%	9.5%	11.3%	11.8%
% of FP17s for the same patient ID Re-attending within 3 months - Adults	340	2,604	13.1%	15.0%	15.3%	15.6%
% of FP17s for the same patient ID Re-attending between 3 & 9 months - Children	928	1,477	62.8%	59.9%	61.1%	58.8%
% of FP17s for the same patient ID Re-attending between 3 & 9 months - Adults	1,698	2,604	65.2%	51.5%	52.4%	51.0%
% of FP17s for Band 1 Urgent Courses	237	3,527	6.7%	9.4%	9.5%	9.0%
% of FP17s Relating to Free Repair or Replacements	18	3,527	0.5%	0.5%	0.7%	0.8%
% of FP17s Relating to Continuations	13	3,527	0.4%	0.8%	0.8%	0.9%
% of Patients satisfied with the dentistry they have received	2	2	N/A	92.5%	93.1%	93.2%
% of Patients satisfied with the time they had to wait for an appointment	1	2	N/A	88.5%	87.8%	88.3%

* This is based on patients treated on this contract for their most recent course of treatment. Figures in italics indicate the base number of FP17s or Patient Questionnaire responses are less than 100. N/A is shown where the base number of responses is less than 10 during the period. % is calculated as Quantity/Base number*100

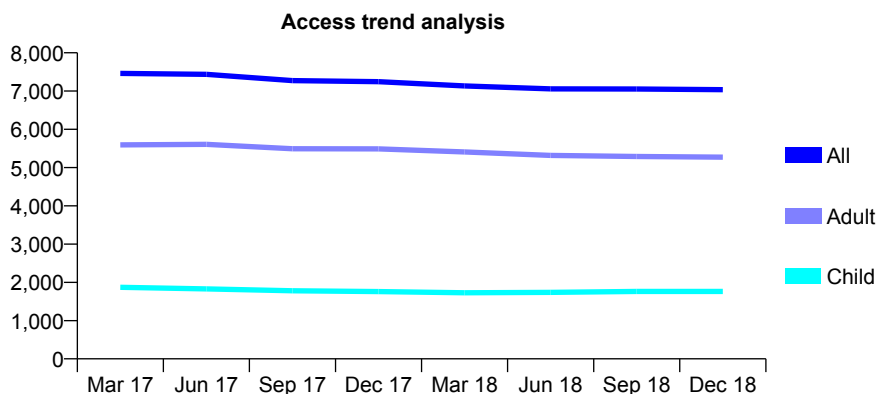
Q68 - Vital Signs At a Glance Contract Report for 320285/0001 - December 2018

Name or company name	MR GS SANDHU
Contract type name	GDS Contract
Purpose of contract	General
Contract start date	01/04/2006
Contract end date	

18/19 Contracted general activity (UDA)	25,689
Carry forward general activity (UDA)	0
18/19 Contracted orthodontic activity (UOA)	0
Carry forward orthodontic activity (UOA)	0
Baseline contract value	£815,453.65

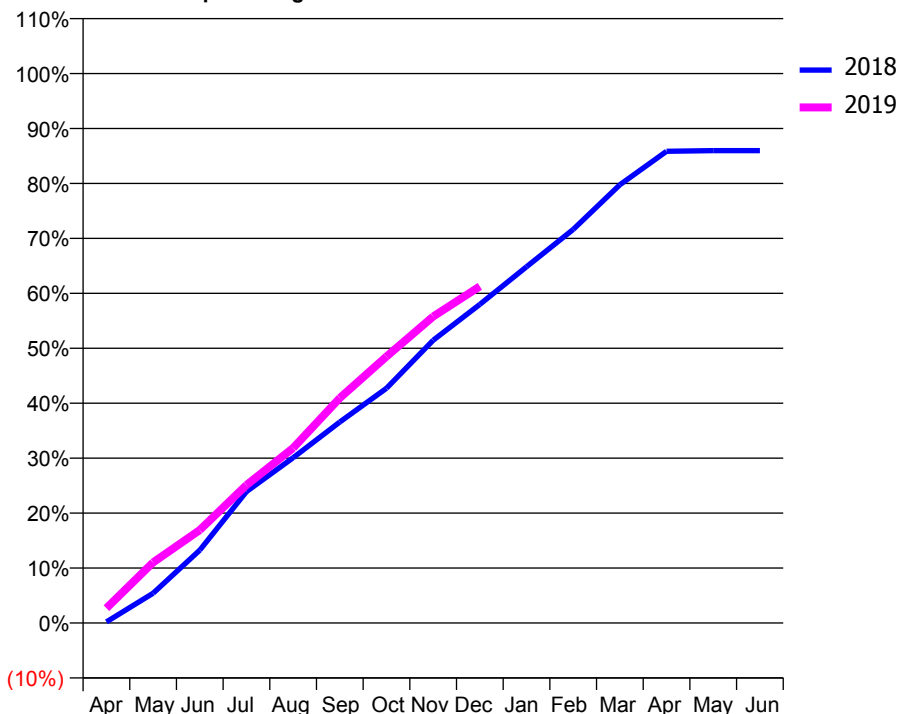
ACCESS*

Patients seen in 24 months	Total	Change since previous quarter
Quarter ending December 2017	7,247	
Quarter ending March 2018	7,135	↓
Quarter ending June 2018	7,056	↓
Quarter ending September 2018	7,052	→
Quarter ending December 2018	7,035	→
Variance since December 2017	(2.9%)	↓



ACTIVITY

Cumulative percentage of contracted UDA delivered 2018 & 2019



Month	Adjusted Scheduled Activity (UDA)	
	2018	2019
April	50	696
May	1,392	2,833
June	3,410	4,351
July	6,141	6,448
August	7,725	8,180
September	9,396	10,520
October	10,973	12,457
November	13,217	14,328
December	14,898	15,740
January	16,653	
February	18,396	
March	20,488	
April	22,053	
May	22,085	
June	22,087	

QUALITY

	Quantity	Base Number	Contract	AT	Region	England
% of FP17s for the same patient ID Re-attending within 3 months - Children	112	1,706	6.6%	9.5%	11.3%	11.8%
% of FP17s for the same patient ID Re-attending within 3 months - Adults	811	5,242	15.5%	15.0%	15.3%	15.6%
% of FP17s for the same patient ID Re-attending between 3 & 9 months - Children	721	1,706	42.3%	59.9%	61.1%	58.8%
% of FP17s for the same patient ID Re-attending between 3 & 9 months - Adults	2,617	5,242	49.9%	51.5%	52.4%	51.0%
% of FP17s for Band 1 Urgent Courses	795	6,380	12.5%	9.4%	9.5%	9.0%
% of FP17s Relating to Free Repair or Replacements	39	6,380	0.6%	0.5%	0.7%	0.8%
% of FP17s Relating to Continuations	83	6,380	1.3%	0.8%	0.8%	0.9%
% of Patients satisfied with the dentistry they have received	6	7	N/A	92.5%	93.1%	93.2%
% of Patients satisfied with the time they had to wait for an appointment	6	7	N/A	88.5%	87.8%	88.3%

* This is based on patients treated on this contract for their most recent course of treatment. Figures in italics indicate the base number of FP17s or Patient Questionnaire responses are less than 100. N/A is shown where the base number of responses is less than 10 during the period. % is calculated as Quantity/Base number*100

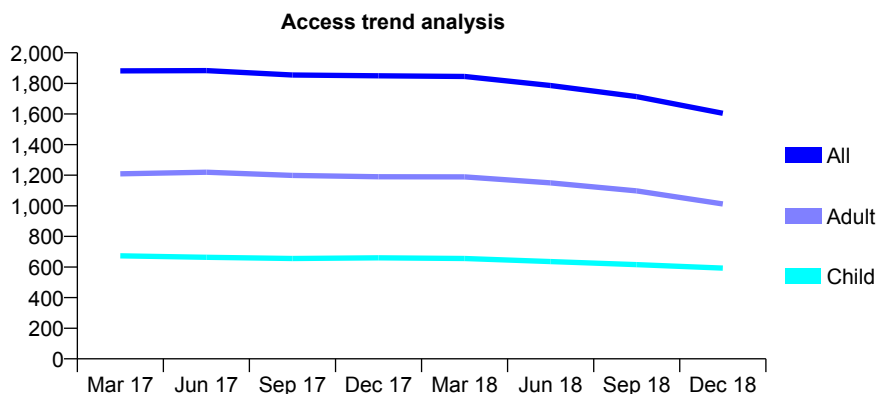
Q68 - Vital Signs At a Glance Contract Report for 320315/0002 - December 2018

Name or company name	MR JS KETTLE
Contract type name	GDS Contract
Purpose of contract	General
Contract start date	01/11/2007
Contract end date	

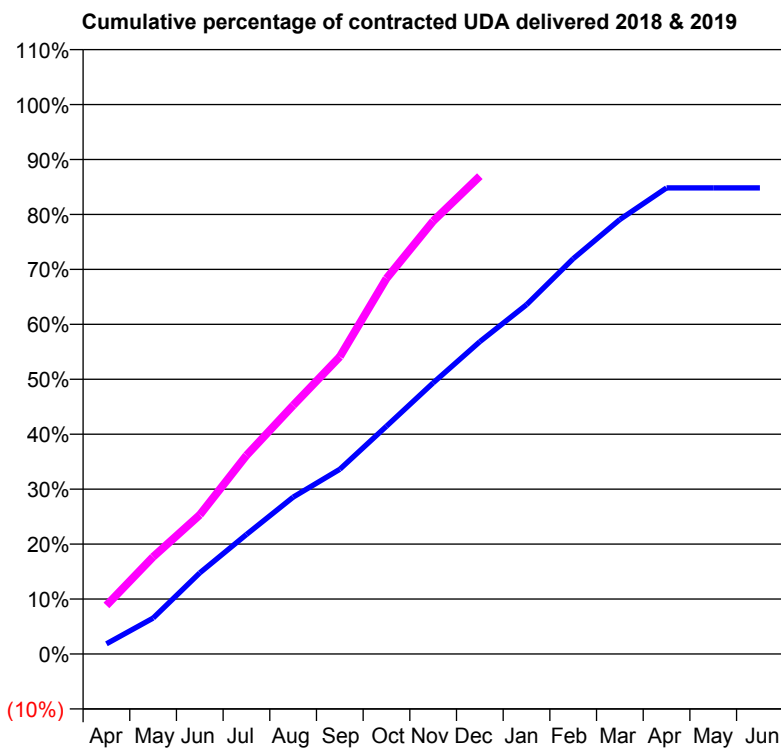
18/19 Contracted general activity (UDA)	1,800
Carry forward general activity (UDA)	0
18/19 Contracted orthodontic activity (UOA)	0
Carry forward orthodontic activity (UOA)	0
Baseline contract value	£40,623.43

ACCESS*

Patients seen in 24 months	Total	Change since previous quarter
Quarter ending December 2017	1,850	
Quarter ending March 2018	1,845	→
Quarter ending June 2018	1,786	↓
Quarter ending September 2018	1,714	↓
Quarter ending December 2018	1,605	↓
Variance since December 2017	(13.2%)	↓



ACTIVITY



Month	Adjusted Scheduled Activity (UDA)	
	2018	2019
April	44	159
May	157	318
June	355	456
July	522	651
August	685	815
September	807	974
October	995	1,230
November	1,185	1,418
December	1,364	1,565
January	1,525	
February	1,727	
March	1,898	
April	2,036	
May	2,036	
June	2,036	

QUALITY

	Quantity	Base Number	Contract	AT	Region	England
% of FP17s for the same patient ID Re-attending within 3 months - Children	27	658	4.1%	9.5%	11.3%	11.8%
% of FP17s for the same patient ID Re-attending within 3 months - Adults	149	951	15.7%	15.0%	15.3%	15.6%
% of FP17s for the same patient ID Re-attending between 3 & 9 months - Children	431	658	65.5%	59.9%	61.1%	58.8%
% of FP17s for the same patient ID Re-attending between 3 & 9 months - Adults	527	951	55.4%	51.5%	52.4%	51.0%
% of FP17s for Band 1 Urgent Courses	55	1,013	5.4%	9.4%	9.5%	9.0%
% of FP17s Relating to Free Repair or Replacements	1	1,013	0.1%	0.5%	0.7%	0.8%
% of FP17s Relating to Continuations	15	1,013	1.5%	0.8%	0.8%	0.9%
% of Patients satisfied with the dentistry they have received	0	0	N/A	92.5%	93.1%	93.2%
% of Patients satisfied with the time they had to wait for an appointment	0	0	N/A	88.5%	87.8%	88.3%

* This is based on patients treated on this contract for their most recent course of treatment. Figures in italics indicate the base number of FP17s or Patient Questionnaire responses are less than 100. N/A is shown where the base number of responses is less than 10 during the period. % is calculated as Quantity/Base number*100

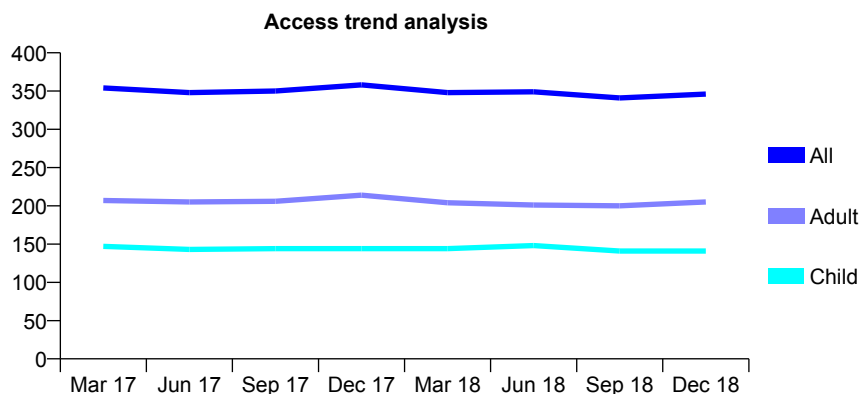
Q68 - Vital Signs At a Glance Contract Report for 320811/0001 - December 2018

Name or company name	MR AH CURTIS
Contract type name	GDS Contract
Purpose of contract	General
Contract start date	01/04/2006
Contract end date	

18/19 Contracted general activity (UDA)	604
Carry forward general activity (UDA)	10
18/19 Contracted orthodontic activity (UOA)	0
Carry forward orthodontic activity (UOA)	0
Baseline contract value	£15,199.12

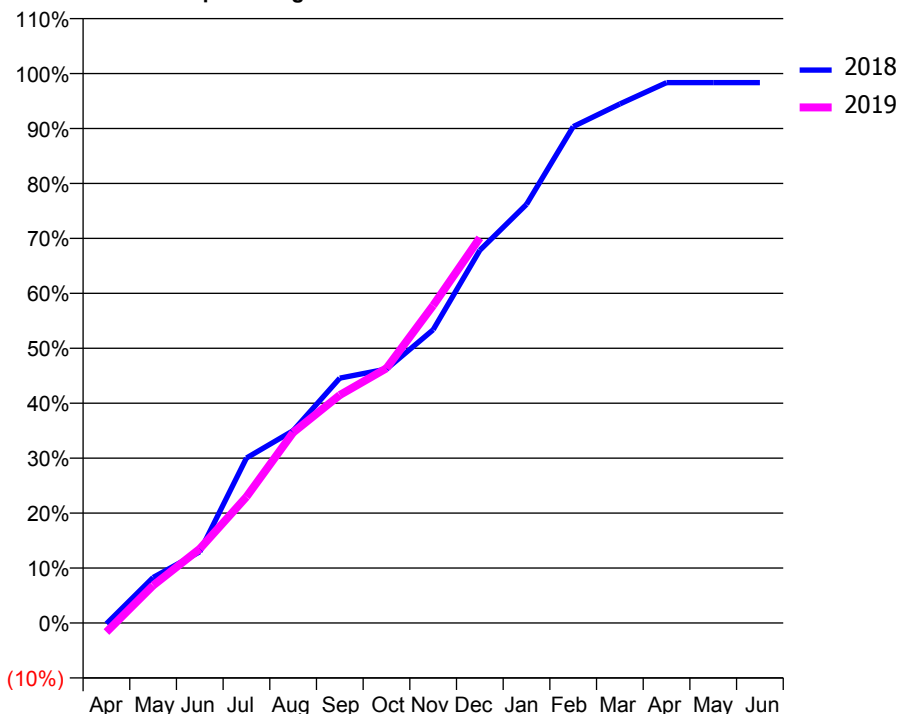
ACCESS*

Patients seen in 24 months	Total	Change since previous quarter
Quarter ending December 2017	358	
Quarter ending March 2018	348	↓
Quarter ending June 2018	349	→
Quarter ending September 2018	341	↓
Quarter ending December 2018	346	→
Variance since December 2017	(3.4%)	↓



ACTIVITY

Cumulative percentage of contracted UDA delivered 2018 & 2019



Adjusted Scheduled Activity (UDA)		
Month	2018	2019
April	-1	-10
May	50	41
June	78	82
July	181	139
August	211	209
September	269	251
October	279	280
November	322	349
December	410	423
January	460	
February	546	
March	571	
April	594	
May	594	
June	594	

QUALITY

	Quantity	Base Number	Contract	AT	Region	England
% of FP17s for the same patient ID Re-attending within 3 months - Children	2	148	1.4%	9.5%	11.3%	11.8%
% of FP17s for the same patient ID Re-attending within 3 months - Adults	6	148	4.1%	15.0%	15.3%	15.6%
% of FP17s for the same patient ID Re-attending between 3 & 9 months - Children	99	148	66.9%	59.9%	61.1%	58.8%
% of FP17s for the same patient ID Re-attending between 3 & 9 months - Adults	59	148	39.9%	51.5%	52.4%	51.0%
% of FP17s for Band 1 Urgent Courses	12	274	4.4%	9.4%	9.5%	9.0%
% of FP17s Relating to Free Repair or Replacements	0	274	0.0%	0.5%	0.7%	0.8%
% of FP17s Relating to Continuations	0	274	0.0%	0.8%	0.8%	0.9%
% of Patients satisfied with the dentistry they have received	0	0	N/A	92.5%	93.1%	93.2%
% of Patients satisfied with the time they had to wait for an appointment	0	0	N/A	88.5%	87.8%	88.3%

* This is based on patients treated on this contract for their most recent course of treatment. Figures in italics indicate the base number of FP17s or Patient Questionnaire responses are less than 100. N/A is shown where the base number of responses is less than 10 during the period. % is calculated as Quantity/Base number*100

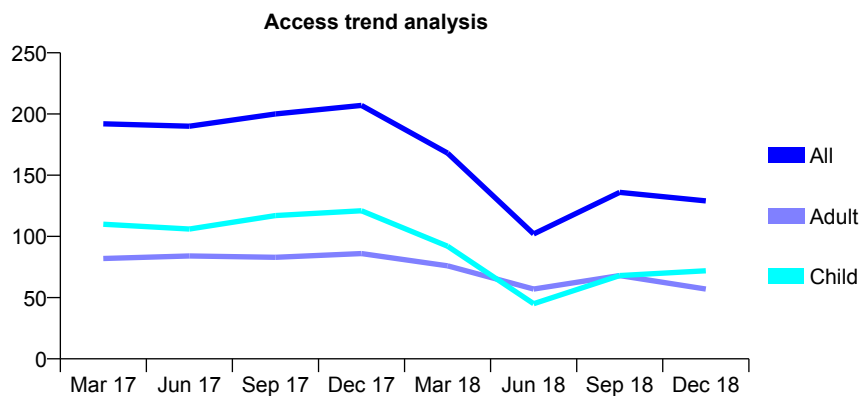
Q68 - Vital Signs At a Glance Contract Report for 322091/0001 - December 2018

Name or company name	Warren House Dental Practice - Cranleigh
Contract type name	GDS Contract
Purpose of contract	General
Contract start date	01/04/2006
Contract end date	

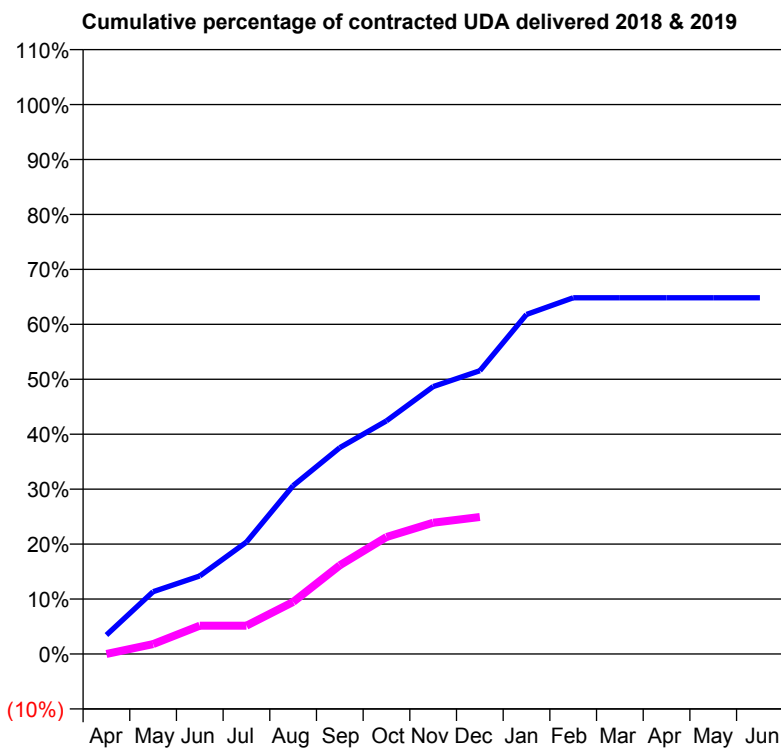
18/19 Contracted general activity (UDA)	664
Carry forward general activity (UDA)	0
18/19 Contracted orthodontic activity (UOA)	0
Carry forward orthodontic activity (UOA)	0
Baseline contract value	£15,924.13

ACCESS*

Patients seen in 24 months	Total	Change since previous quarter
Quarter ending December 2017	207	
Quarter ending March 2018	168	↓
Quarter ending June 2018	102	↓
Quarter ending September 2018	136	↑
Quarter ending December 2018	129	↓
Variance since December 2017	(37.7%)	↓



ACTIVITY



Month	Adjusted Scheduled Activity (UDA)	
	2018	2019
April	23	0
May	75	12
June	94	34
July	135	34
August	203	63
September	249	107
October	282	141
November	323	159
December	342	166
January	410	
February	430	
March	430	
April	430	
May	430	
June	430	

QUALITY

	Quantity	Base Number	Contract	AT	Region	England
% of FP17s for the same patient ID Re-attending within 3 months - Children	1	75	1.3%	9.5%	11.3%	11.8%
% of FP17s for the same patient ID Re-attending within 3 months - Adults	0	32	0.0%	15.0%	15.3%	15.6%
% of FP17s for the same patient ID Re-attending between 3 & 9 months - Children	0	75	0.0%	59.9%	61.1%	58.8%
% of FP17s for the same patient ID Re-attending between 3 & 9 months - Adults	0	32	0.0%	51.5%	52.4%	51.0%
% of FP17s for Band 1 Urgent Courses	8	107	7.5%	9.4%	9.5%	9.0%
% of FP17s Relating to Free Repair or Replacements	0	107	0.0%	0.5%	0.7%	0.8%
% of FP17s Relating to Continuations	0	107	0.0%	0.8%	0.8%	0.9%
% of Patients satisfied with the dentistry they have received	0	0	N/A	92.5%	93.1%	93.2%
% of Patients satisfied with the time they had to wait for an appointment	0	0	N/A	88.5%	87.8%	88.3%

* This is based on patients treated on this contract for their most recent course of treatment. Figures in italics indicate the base number of FP17s or Patient Questionnaire responses are less than 100. N/A is shown where the base number of responses is less than 10 during the period. % is calculated as Quantity/Base number*100

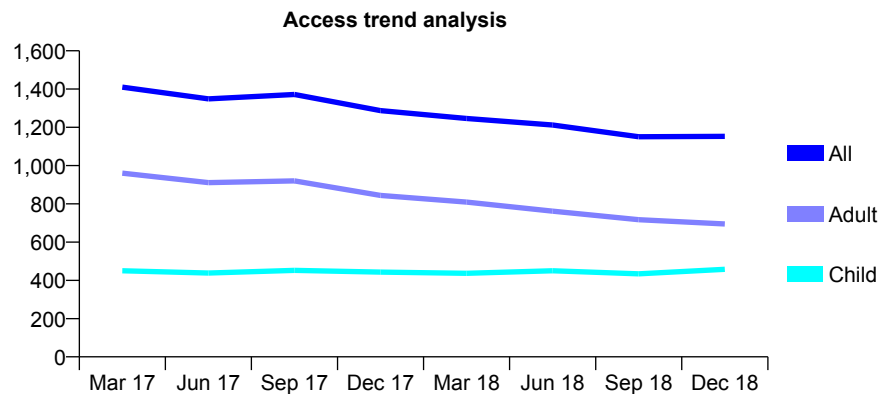
Q68 - Vital Signs At a Glance Contract Report for 324213/0001 - December 2018

Name or company name	Abraham Askari-Yagane
Contract type name	GDS Contract
Purpose of contract	General
Contract start date	01/04/2006
Contract end date	

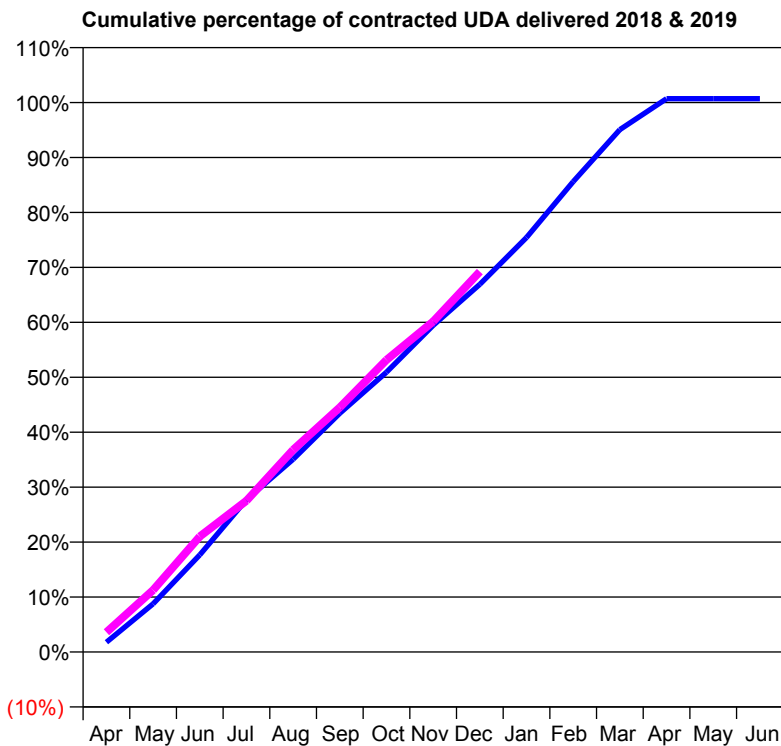
18/19 Contracted general activity (UDA)	3,561
Carry forward general activity (UDA)	0
18/19 Contracted orthodontic activity (UOA)	0
Carry forward orthodontic activity (UOA)	0
Baseline contract value	£88,223.02

ACCESS*

Patients seen in 24 months	Total	Change since previous quarter
Quarter ending December 2017	1,287	
Quarter ending March 2018	1,246	↓
Quarter ending June 2018	1,212	↓
Quarter ending September 2018	1,151	↓
Quarter ending December 2018	1,153	→
Variance since December 2017	(10.4%)	↓



ACTIVITY



Month	Adjusted Scheduled Activity (UDA)	
	2018	2019
April	63	128
May	312	401
June	630	749
July	987	980
August	1,249	1,311
September	1,547	1,585
October	1,814	1,893
November	2,116	2,142
December	2,383	2,465
January	2,686	
February	3,049	
March	3,385	
April	3,586	
May	3,586	
June	3,586	

QUALITY

	Quantity	Base Number	Contract	AT	Region	England
% of FP17s for the same patient ID Re-attending within 3 months - Children	21	551	3.8%	9.5%	11.3%	11.8%
% of FP17s for the same patient ID Re-attending within 3 months - Adults	47	685	6.9%	15.0%	15.3%	15.6%
% of FP17s for the same patient ID Re-attending between 3 & 9 months - Children	352	551	63.9%	59.9%	61.1%	58.8%
% of FP17s for the same patient ID Re-attending between 3 & 9 months - Adults	428	685	62.5%	51.5%	52.4%	51.0%
% of FP17s for Band 1 Urgent Courses	47	1,132	4.2%	9.4%	9.5%	9.0%
% of FP17s Relating to Free Repair or Replacements	0	1,132	0.0%	0.5%	0.7%	0.8%
% of FP17s Relating to Continuations	0	1,132	0.0%	0.8%	0.8%	0.9%
% of Patients satisfied with the dentistry they have received	1	1	N/A	92.5%	93.1%	93.2%
% of Patients satisfied with the time they had to wait for an appointment	1	1	N/A	88.5%	87.8%	88.3%

* This is based on patients treated on this contract for their most recent course of treatment. Figures in italics indicate the base number of FP17s or Patient Questionnaire responses are less than 100. N/A is shown where the base number of responses is less than 10 during the period. % is calculated as Quantity/Base number*100

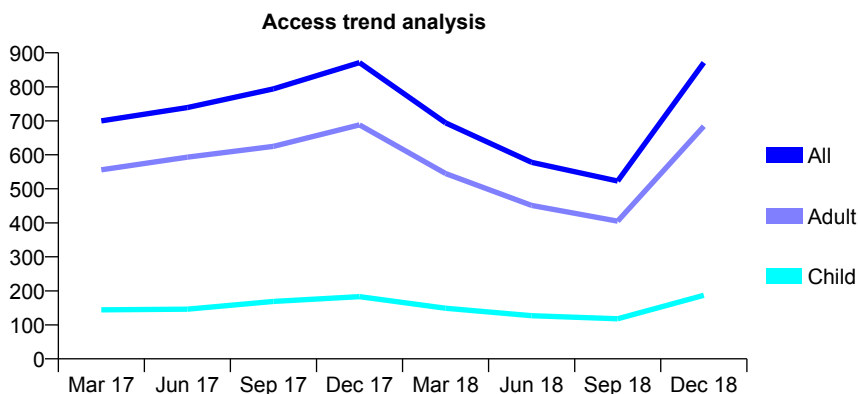
Q68 - Vital Signs At a Glance Contract Report for 324477/0001 - December 2018

Name or company name	Montpelier Dental Care
Contract type name	GDS Contract
Purpose of contract	General
Contract start date	01/04/2006
Contract end date	

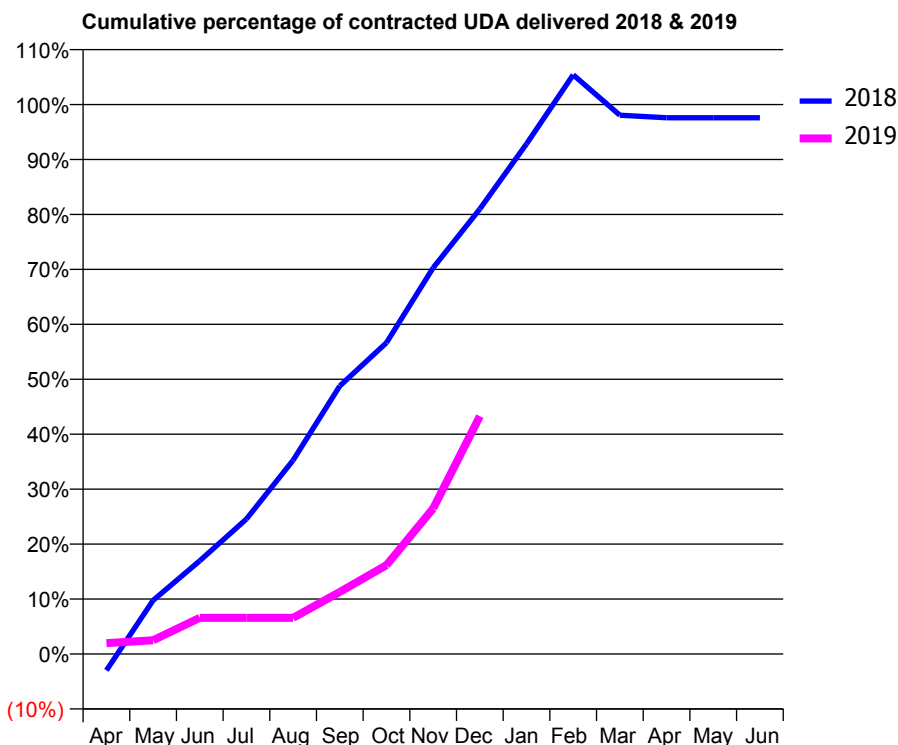
18/19 Contracted general activity (UDA)	2,932
Carry forward general activity (UDA)	70
18/19 Contracted orthodontic activity (UOA)	0
Carry forward orthodontic activity (UOA)	0
Baseline contract value	£95,895.32

ACCESS*

Patients seen in 24 months	Total	Change since previous quarter
Quarter ending December 2017	871	
Quarter ending March 2018	694	↓
Quarter ending June 2018	578	↓
Quarter ending September 2018	523	↓
Quarter ending December 2018	871	↑
Variance since December 2017	0.0%	→



ACTIVITY



Month	Adjusted Scheduled Activity (UDA)	
	2018	2019
April	-87	58
May	285	73
June	496	193
July	719	193
August	1,032	193
September	1,427	331
October	1,657	474
November	2,056	776
December	2,369	1,269
January	2,715	
February	3,083	
March	2,868	
April	2,855	
May	2,855	
June	2,855	

QUALITY

	Quantity	Base Number	Contract	AT	Region	England
% of FP17s for the same patient ID Re-attending within 3 months - Children	1	111	0.9%	9.5%	11.3%	11.8%
% of FP17s for the same patient ID Re-attending within 3 months - Adults	27	492	5.5%	15.0%	15.3%	15.6%
% of FP17s for the same patient ID Re-attending between 3 & 9 months - Children	1	111	0.9%	59.9%	61.1%	58.8%
% of FP17s for the same patient ID Re-attending between 3 & 9 months - Adults	29	492	5.9%	51.5%	52.4%	51.0%
% of FP17s for Band 1 Urgent Courses	95	600	15.8%	9.4%	9.5%	9.0%
% of FP17s Relating to Free Repair or Replacements	2	600	0.3%	0.5%	0.7%	0.8%
% of FP17s Relating to Continuations	4	600	0.7%	0.8%	0.8%	0.9%
% of Patients satisfied with the dentistry they have received	0	0	N/A	92.5%	93.1%	93.2%
% of Patients satisfied with the time they had to wait for an appointment	0	0	N/A	88.5%	87.8%	88.3%

* This is based on patients treated on this contract for their most recent course of treatment. Figures in italics indicate the base number of FP17s or Patient Questionnaire responses are less than 100. N/A is shown where the base number of responses is less than 10 during the period. % is calculated as Quantity/Base number*100

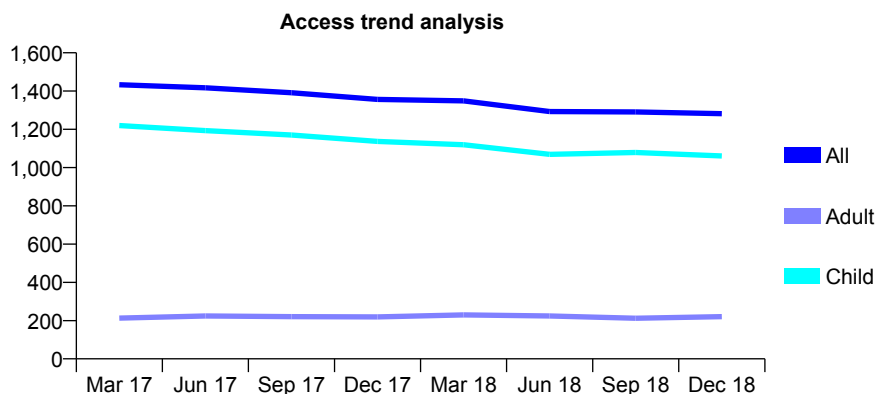
Q68 - Vital Signs At a Glance Contract Report for 324655/0001 - December 2018

Name or company name	MRS SC TAYLOR
Contract type name	GDS Contract
Purpose of contract	General
Contract start date	01/04/2006
Contract end date	

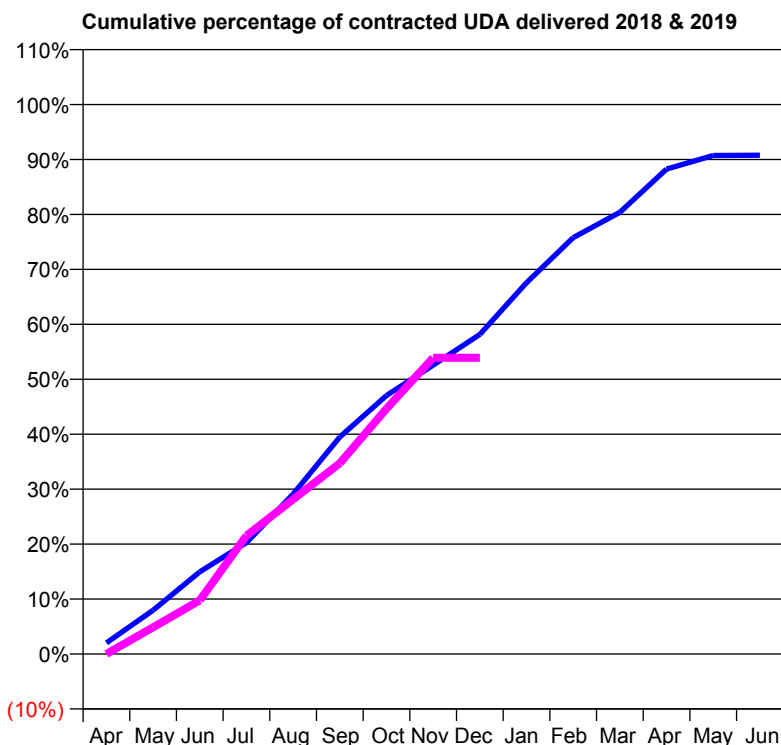
18/19 Contracted general activity (UDA)	2,221
Carry forward general activity (UDA)	0
18/19 Contracted orthodontic activity (UOA)	0
Carry forward orthodontic activity (UOA)	0
Baseline contract value	£54,684.57

ACCESS*

Patients seen in 24 months	Total	Change since previous quarter
Quarter ending December 2017	1,356	
Quarter ending March 2018	1,349	→
Quarter ending June 2018	1,293	↓
Quarter ending September 2018	1,291	→
Quarter ending December 2018	1,282	→
Variance since December 2017	(5.5%)	↓



ACTIVITY



Month	Adjusted Scheduled Activity (UDA)	
	2018	2019
April	45	0
May	177	108
June	332	217
July	450	478
August	647	625
September	877	771
October	1,045	992
November	1,168	1,197
December	1,292	1,197
January	1,501	
February	1,683	
March	1,785	
April	1,960	
May	2,015	
June	2,016	

QUALITY

	Quantity	Base Number	Contract	AT	Region	England
% of FP17s for the same patient ID Re-attending within 3 months - Children	60	1,042	5.8%	9.5%	11.3%	11.8%
% of FP17s for the same patient ID Re-attending within 3 months - Adults	1	75	1.3%	15.0%	15.3%	15.6%
% of FP17s for the same patient ID Re-attending between 3 & 9 months - Children	602	1,042	57.8%	59.9%	61.1%	58.8%
% of FP17s for the same patient ID Re-attending between 3 & 9 months - Adults	38	75	50.7%	51.5%	52.4%	51.0%
% of FP17s for Band 1 Urgent Courses	32	942	3.4%	9.4%	9.5%	9.0%
% of FP17s Relating to Free Repair or Replacements	0	942	0.0%	0.5%	0.7%	0.8%
% of FP17s Relating to Continuations	0	942	0.0%	0.8%	0.8%	0.9%
% of Patients satisfied with the dentistry they have received	1	1	N/A	92.5%	93.1%	93.2%
% of Patients satisfied with the time they had to wait for an appointment	1	1	N/A	88.5%	87.8%	88.3%

* This is based on patients treated on this contract for their most recent course of treatment. Figures in italics indicate the base number of FP17s or Patient Questionnaire responses are less than 100. N/A is shown where the base number of responses is less than 10 during the period. % is calculated as Quantity/Base number*100

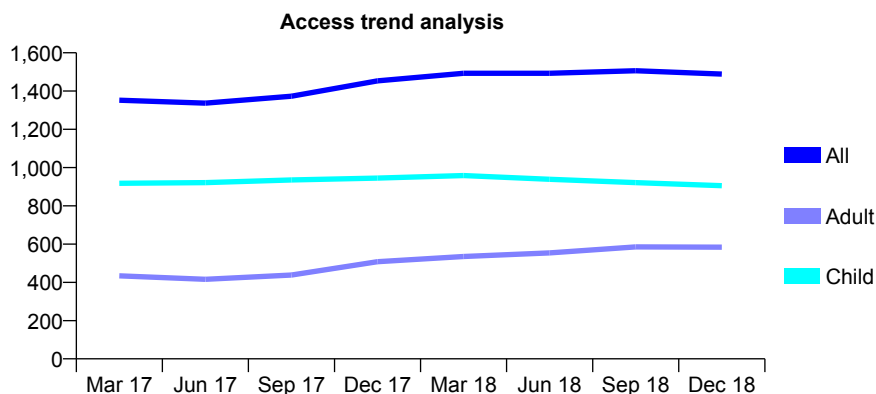
Q68 - Vital Signs At a Glance Contract Report for 325422/0001 - December 2018

Name or company name	MR AM HOPKINS
Contract type name	GDS Contract
Purpose of contract	General
Contract start date	01/04/2006
Contract end date	

18/19 Contracted general activity (UDA)	3,200
Carry forward general activity (UDA)	0
18/19 Contracted orthodontic activity (UOA)	0
Carry forward orthodontic activity (UOA)	0
Baseline contract value	£90,946.08

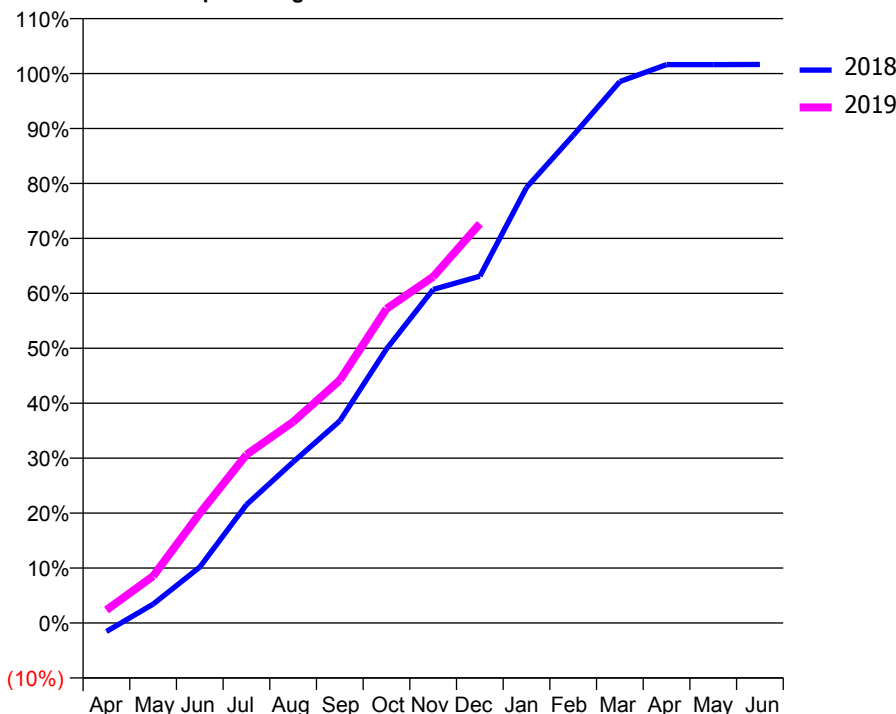
ACCESS*

Patients seen in 24 months	Total	Change since previous quarter
Quarter ending December 2017	1,453	
Quarter ending March 2018	1,493	↑
Quarter ending June 2018	1,493	→
Quarter ending September 2018	1,506	→
Quarter ending December 2018	1,489	↓
Variance since December 2017	2.5%	↑



ACTIVITY

Cumulative percentage of contracted UDA delivered 2018 & 2019



Month	Adjusted Scheduled Activity (UDA)	
	2018	2019
April	-50	76
May	110	273
June	325	639
July	689	980
August	938	1,171
September	1,177	1,415
October	1,596	1,830
November	1,942	2,016
December	2,019	2,326
January	2,536	
February	2,840	
March	3,153	
April	3,252	
May	3,252	
June	3,253	

QUALITY

	Quantity	Base Number	Contract	AT	Region	England
% of FP17s for the same patient ID Re-attending within 3 months - Children	96	1,113	8.6%	9.5%	11.3%	11.8%
% of FP17s for the same patient ID Re-attending within 3 months - Adults	67	351	19.1%	15.0%	15.3%	15.6%
% of FP17s for the same patient ID Re-attending between 3 & 9 months - Children	748	1,113	67.2%	59.9%	61.1%	58.8%
% of FP17s for the same patient ID Re-attending between 3 & 9 months - Adults	127	351	36.2%	51.5%	52.4%	51.0%
% of FP17s for Band 1 Urgent Courses	132	1,384	9.5%	9.4%	9.5%	9.0%
% of FP17s Relating to Free Repair or Replacements	32	1,384	2.3%	0.5%	0.7%	0.8%
% of FP17s Relating to Continuations	3	1,384	0.2%	0.8%	0.8%	0.9%
% of Patients satisfied with the dentistry they have received	1	1	N/A	92.5%	93.1%	93.2%
% of Patients satisfied with the time they had to wait for an appointment	1	1	N/A	88.5%	87.8%	88.3%

* This is based on patients treated on this contract for their most recent course of treatment. Figures in italics indicate the base number of FP17s or Patient Questionnaire responses are less than 100. N/A is shown where the base number of responses is less than 10 during the period. % is calculated as Quantity/Base number*100

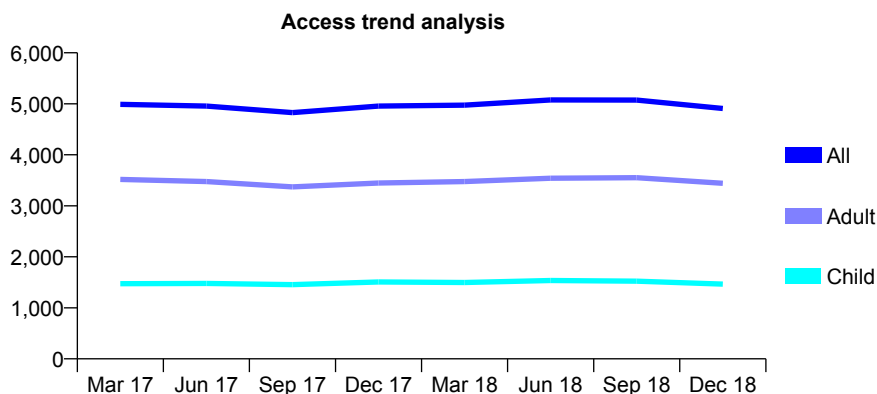
Q68 - Vital Signs At a Glance Contract Report for 325902/0001 - December 2018

Name or company name	AJ Dental Group
Contract type name	GDS Contract
Purpose of contract	General
Contract start date	01/04/2006
Contract end date	

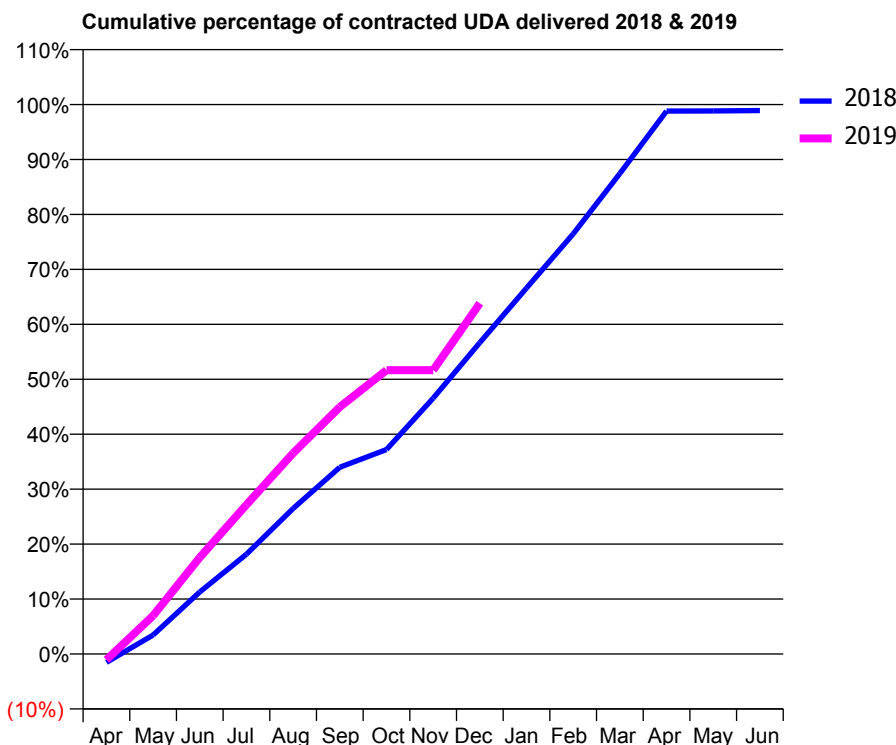
18/19 Contracted general activity (UDA)	15,612
Carry forward general activity (UDA)	170
18/19 Contracted orthodontic activity (UOA)	0
Carry forward orthodontic activity (UOA)	0
Baseline contract value	£380,818.39

ACCESS*

Patients seen in 24 months	Total	Change since previous quarter
Quarter ending December 2017	4,955	
Quarter ending March 2018	4,973	→
Quarter ending June 2018	5,077	↑
Quarter ending September 2018	5,074	→
Quarter ending December 2018	4,909	↓
Variance since December 2017	(0.9%)	→



ACTIVITY



Month	Adjusted Scheduled Activity (UDA)	
	2018	2019
April	-239	-170
May	538	1,089
June	1,763	2,745
July	2,836	4,243
August	4,135	5,708
September	5,306	7,019
October	5,809	8,064
November	7,267	8,064
December	8,848	9,967
January	10,397	
February	11,936	
March	13,650	
April	15,425	
May	15,429	
June	15,442	

QUALITY

	Quantity	Base Number	Contract	AT	Region	England
% of FP17s for the same patient ID Re-attending within 3 months - Children	177	1,844	9.6%	9.5%	11.3%	11.8%
% of FP17s for the same patient ID Re-attending within 3 months - Adults	690	4,038	17.1%	15.0%	15.3%	15.6%
% of FP17s for the same patient ID Re-attending between 3 & 9 months - Children	1,178	1,844	63.9%	59.9%	61.1%	58.8%
% of FP17s for the same patient ID Re-attending between 3 & 9 months - Adults	2,356	4,038	58.3%	51.5%	52.4%	51.0%
% of FP17s for Band 1 Urgent Courses	563	5,101	11.0%	9.4%	9.5%	9.0%
% of FP17s Relating to Free Repair or Replacements	96	5,101	1.9%	0.5%	0.7%	0.8%
% of FP17s Relating to Continuations	0	5,101	0.0%	0.8%	0.8%	0.9%
% of Patients satisfied with the dentistry they have received	2	2	N/A	92.5%	93.1%	93.2%
% of Patients satisfied with the time they had to wait for an appointment	2	2	N/A	88.5%	87.8%	88.3%

* This is based on patients treated on this contract for their most recent course of treatment. Figures in italics indicate the base number of FP17s or Patient Questionnaire responses are less than 100. N/A is shown where the base number of responses is less than 10 during the period. % is calculated as Quantity/Base number*100

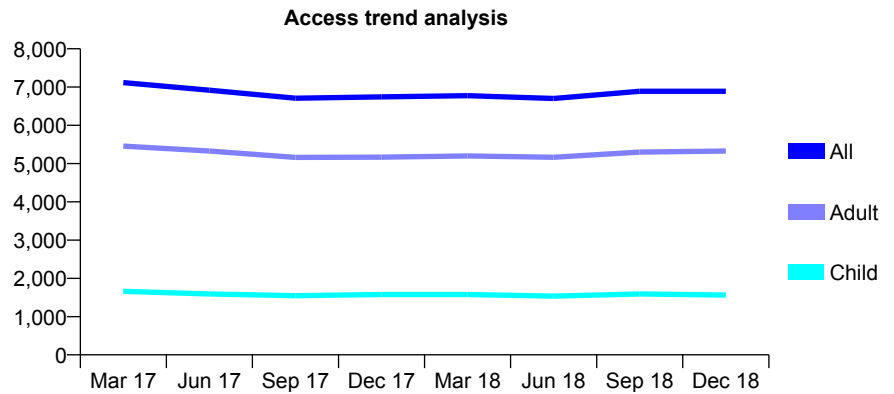
Q68 - Vital Signs At a Glance Contract Report for 325902/0002 - December 2018

Name or company name	AJ Dental Group
Contract type name	GDS Contract
Purpose of contract	General
Contract start date	01/04/2006
Contract end date	

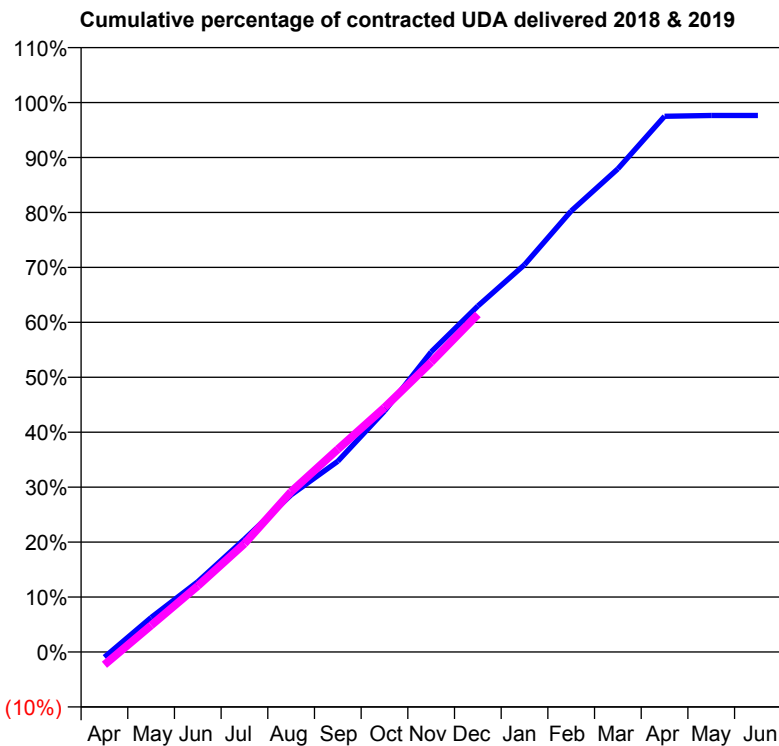
18/19 Contracted general activity (UDA)	23,284
Carry forward general activity (UDA)	548
18/19 Contracted orthodontic activity (UOA)	0
Carry forward orthodontic activity (UOA)	0
Baseline contract value	£612,605.34

ACCESS*

Patients seen in 24 months	Total	Change since previous quarter
Quarter ending December 2017	6,744	
Quarter ending March 2018	6,776	→
Quarter ending June 2018	6,701	↓
Quarter ending September 2018	6,890	↑
Quarter ending December 2018	6,891	→
Variance since December 2017	2.2%	↑



ACTIVITY



Adjusted Scheduled Activity (UDA)		
Month	2018	2019
April	-222	-548
May	1,460	1,128
June	2,981	2,802
July	4,780	4,592
August	6,659	6,795
September	8,085	8,593
October	10,206	10,362
November	12,717	12,279
December	14,659	14,302
January	16,414	
February	18,688	
March	20,474	
April	22,699	
May	22,736	
June	22,736	

QUALITY

	Quantity	Base Number	Contract	AT	Region	England
% of FP17s for the same patient ID Re-attending within 3 months - Children	152	1,981	7.7%	9.5%	11.3%	11.8%
% of FP17s for the same patient ID Re-attending within 3 months - Adults	872	6,295	13.9%	15.0%	15.3%	15.6%
% of FP17s for the same patient ID Re-attending between 3 & 9 months - Children	1,253	1,981	63.3%	59.9%	61.1%	58.8%
% of FP17s for the same patient ID Re-attending between 3 & 9 months - Adults	3,932	6,295	62.5%	51.5%	52.4%	51.0%
% of FP17s for Band 1 Urgent Courses	715	7,268	9.8%	9.4%	9.5%	9.0%
% of FP17s Relating to Free Repair or Replacements	89	7,268	1.2%	0.5%	0.7%	0.8%
% of FP17s Relating to Continuations	7	7,268	0.1%	0.8%	0.8%	0.9%
% of Patients satisfied with the dentistry they have received	0	0	N/A	92.5%	93.1%	93.2%
% of Patients satisfied with the time they had to wait for an appointment	0	0	N/A	88.5%	87.8%	88.3%

* This is based on patients treated on this contract for their most recent course of treatment. Figures in italics indicate the base number of FP17s or Patient Questionnaire responses are less than 100. N/A is shown where the base number of responses is less than 10 during the period. % is calculated as Quantity/Base number*100

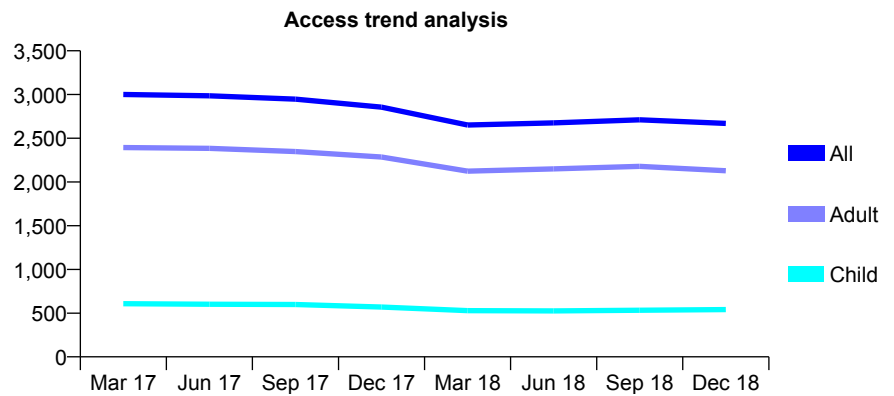
Q68 - Vital Signs At a Glance Contract Report for 326011/0001 - December 2018

Name or company name	Firs Dental Surgery Partnership
Contract type name	GDS Contract
Purpose of contract	General
Contract start date	01/04/2006
Contract end date	

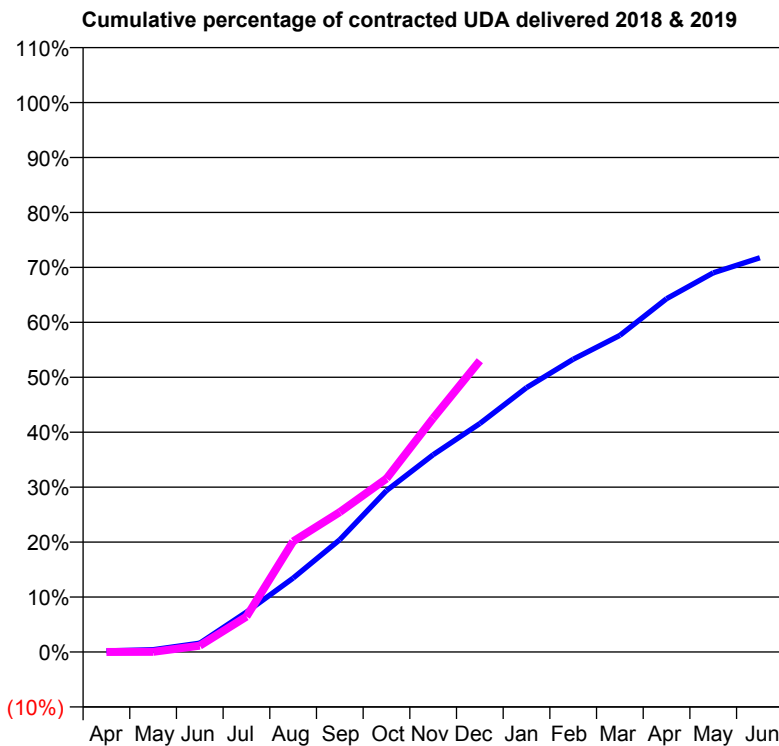
18/19 Contracted general activity (UDA)	10,300
Carry forward general activity (UDA)	0
18/19 Contracted orthodontic activity (UOA)	0
Carry forward orthodontic activity (UOA)	0
Baseline contract value	£239,066.91

ACCESS*

Patients seen in 24 months	Total	Change since previous quarter
Quarter ending December 2017	2,856	
Quarter ending March 2018	2,651	↓
Quarter ending June 2018	2,675	→
Quarter ending September 2018	2,711	→
Quarter ending December 2018	2,669	↓
Variance since December 2017	(6.5%)	↓



ACTIVITY



Month	Adjusted Scheduled Activity (UDA)	
	2018	2019
April	21	0
May	44	3
June	167	118
July	748	663
August	1,386	2,074
September	2,105	2,624
October	3,025	3,252
November	3,699	4,383
December	4,283	5,461
January	4,955	
February	5,487	
March	5,934	
April	6,623	
May	7,107	
June	7,390	

QUALITY

	Quantity	Base Number	Contract	AT	Region	England
% of FP17s for the same patient ID Re-attending within 3 months - Children	26	496	5.2%	9.5%	11.3%	11.8%
% of FP17s for the same patient ID Re-attending within 3 months - Adults	307	2,320	13.2%	15.0%	15.3%	15.6%
% of FP17s for the same patient ID Re-attending between 3 & 9 months - Children	238	496	48.0%	59.9%	61.1%	58.8%
% of FP17s for the same patient ID Re-attending between 3 & 9 months - Adults	1,180	2,320	50.9%	51.5%	52.4%	51.0%
% of FP17s for Band 1 Urgent Courses	165	2,102	7.8%	9.4%	9.5%	9.0%
% of FP17s Relating to Free Repair or Replacements	17	2,102	0.8%	0.5%	0.7%	0.8%
% of FP17s Relating to Continuations	0	2,102	0.0%	0.8%	0.8%	0.9%
% of Patients satisfied with the dentistry they have received	1	1	N/A	92.5%	93.1%	93.2%
% of Patients satisfied with the time they had to wait for an appointment	1	1	N/A	88.5%	87.8%	88.3%

* This is based on patients treated on this contract for their most recent course of treatment. Figures in italics indicate the base number of FP17s or Patient Questionnaire responses are less than 100. N/A is shown where the base number of responses is less than 10 during the period. % is calculated as Quantity/Base number*100

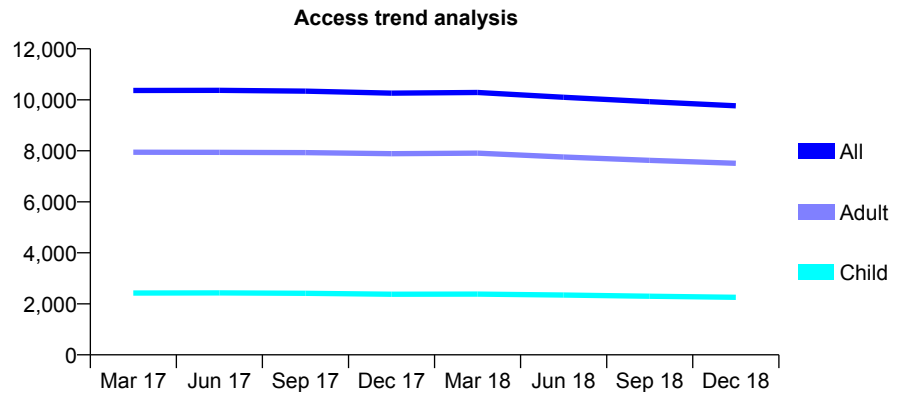
Q68 - Vital Signs At a Glance Contract Report for 331279/0002 - December 2018

Name or company name	Battle Road Dental Practice
Contract type name	GDS Contract
Purpose of contract	General
Contract start date	01/04/2008
Contract end date	

18/19 Contracted general activity (UDA)	30,290
Carry forward general activity (UDA)	0
18/19 Contracted orthodontic activity (UOA)	0
Carry forward orthodontic activity (UOA)	0
Baseline contract value	£828,415.04

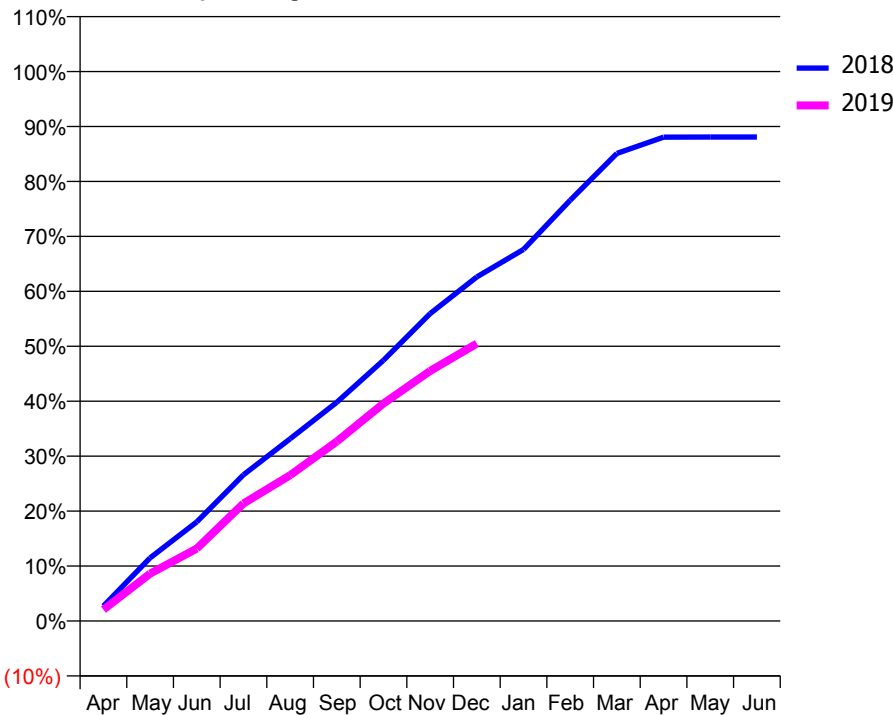
ACCESS*

Patients seen in 24 months	Total	Change since previous quarter
Quarter ending December 2017	10,261	
Quarter ending March 2018	10,287	→
Quarter ending June 2018	10,098	↓
Quarter ending September 2018	9,926	↓
Quarter ending December 2018	9,766	↓
Variance since December 2017	(4.8%)	↓



ACTIVITY

Cumulative percentage of contracted UDA delivered 2018 & 2019



Month	Adjusted Scheduled Activity (UDA)	
	2018	2019
April	828	628
May	3,478	2,615
June	5,464	3,997
July	8,063	6,480
August	10,042	8,036
September	12,055	9,900
October	14,377	11,995
November	16,944	13,782
December	18,966	15,293
January	20,483	
February	23,193	
March	25,776	
April	26,674	
May	26,676	
June	26,676	

QUALITY

	Quantity	Base Number	Contract	AT	Region	England
% of FP17s for the same patient ID Re-attending within 3 months - Children	200	2,383	8.4%	9.5%	11.3%	11.8%
% of FP17s for the same patient ID Re-attending within 3 months - Adults	1,222	7,691	15.9%	15.0%	15.3%	15.6%
% of FP17s for the same patient ID Re-attending between 3 & 9 months - Children	1,550	2,383	65.0%	59.9%	61.1%	58.8%
% of FP17s for the same patient ID Re-attending between 3 & 9 months - Adults	4,468	7,691	58.1%	51.5%	52.4%	51.0%
% of FP17s for Band 1 Urgent Courses	1,171	8,625	13.6%	9.4%	9.5%	9.0%
% of FP17s Relating to Free Repair or Replacements	80	8,625	0.9%	0.5%	0.7%	0.8%
% of FP17s Relating to Continuations	42	8,625	0.5%	0.8%	0.8%	0.9%
% of Patients satisfied with the dentistry they have received	5	6	N/A	92.5%	93.1%	93.2%
% of Patients satisfied with the time they had to wait for an appointment	5	6	N/A	88.5%	87.8%	88.3%

* This is based on patients treated on this contract for their most recent course of treatment. Figures in italics indicate the base number of FP17s or Patient Questionnaire responses are less than 100. N/A is shown where the base number of responses is less than 10 during the period. % is calculated as Quantity/Base number*100

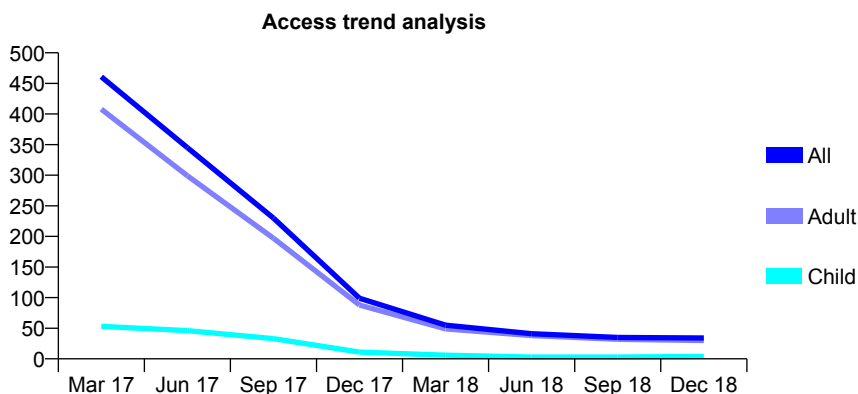
Q68 - Vital Signs At a Glance Contract Report for 331279/0005 - December 2018

Name or company name	Battle Road Dental Practice
Contract type name	GDS Contract
Purpose of contract	General
Contract start date	01/04/2012
Contract end date	

18/19 Contracted general activity (UDA)	4,939
Carry forward general activity (UDA)	0
18/19 Contracted orthodontic activity (UOA)	0
Carry forward orthodontic activity (UOA)	0
Baseline contract value	£114,831.62

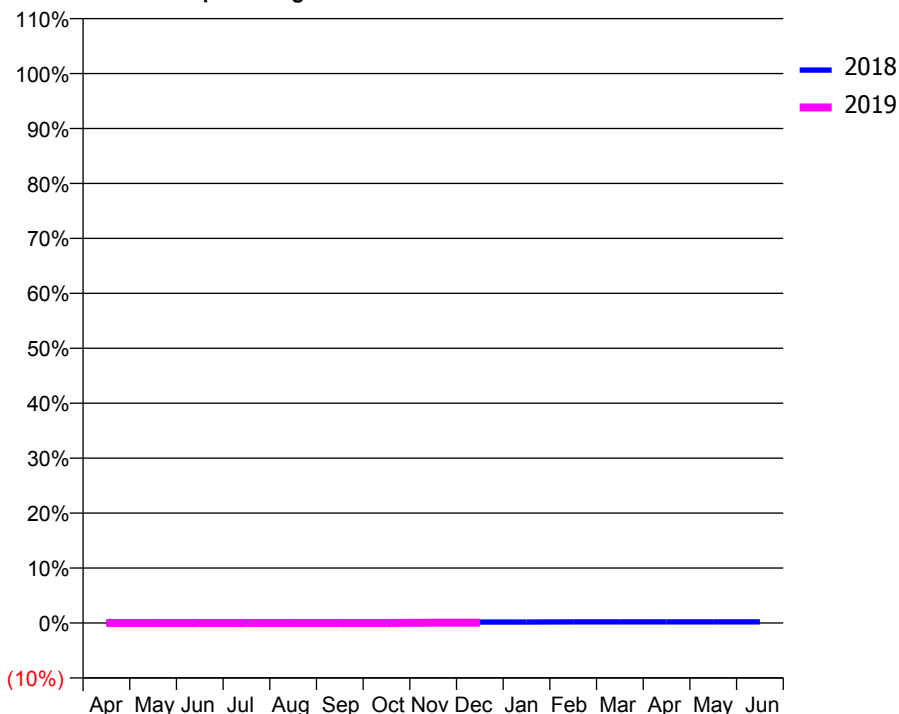
ACCESS*

Patients seen in 24 months	Total	Change since previous quarter
Quarter ending December 2017	99	
Quarter ending March 2018	55	↓
Quarter ending June 2018	41	↓
Quarter ending September 2018	35	↓
Quarter ending December 2018	34	↓
Variance since December 2017	(65.7%)	↓



ACTIVITY

Cumulative percentage of contracted UDA delivered 2018 & 2019



Month	Adjusted Scheduled Activity (UDA)	
	2018	2019
April	3	0
May	7	0
June	7	0
July	7	0
August	7	0
September	7	0
October	7	0
November	8	3
December	9	3
January	9	
February	10	
March	10	
April	10	
May	10	
June	10	

QUALITY

	Quantity	Base Number	Contract	AT	Region	England
% of FP17s for the same patient ID Re-attending within 3 months - Children	0	0	N/A	9.5%	11.3%	11.8%
% of FP17s for the same patient ID Re-attending within 3 months - Adults	0	1	0.0%	15.0%	15.3%	15.6%
% of FP17s for the same patient ID Re-attending between 3 & 9 months - Children	0	0	N/A	59.9%	61.1%	58.8%
% of FP17s for the same patient ID Re-attending between 3 & 9 months - Adults	0	1	0.0%	51.5%	52.4%	51.0%
% of FP17s for Band 1 Urgent Courses	0	1	0.0%	9.4%	9.5%	9.0%
% of FP17s Relating to Free Repair or Replacements	1	1	100.0%	0.5%	0.7%	0.8%
% of FP17s Relating to Continuations	0	1	0.0%	0.8%	0.8%	0.9%
% of Patients satisfied with the dentistry they have received	0	0	N/A	92.5%	93.1%	93.2%
% of Patients satisfied with the time they had to wait for an appointment	0	0	N/A	88.5%	87.8%	88.3%

* This is based on patients treated on this contract for their most recent course of treatment. Figures in italics indicate the base number of FP17s or Patient Questionnaire responses are less than 100. N/A is shown where the base number of responses is less than 10 during the period. % is calculated as Quantity/Base number*100

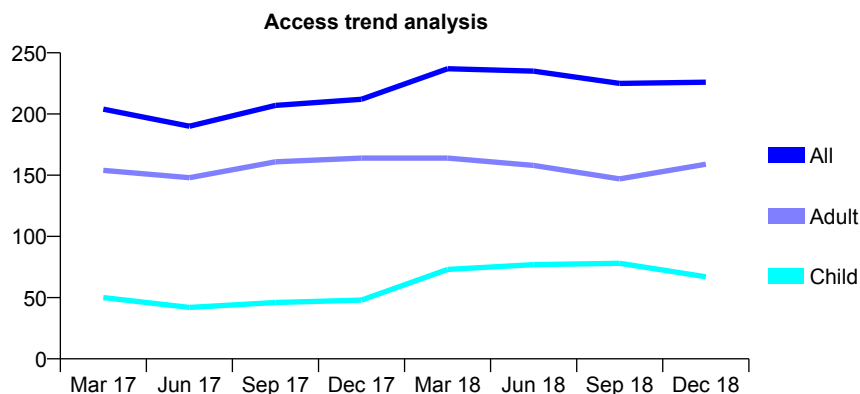
Q68 - Vital Signs At a Glance Contract Report for 331910/0001 - December 2018

Name or company name	MRS RV EVANS
Contract type name	GDS Contract
Purpose of contract	General
Contract start date	01/06/2006
Contract end date	

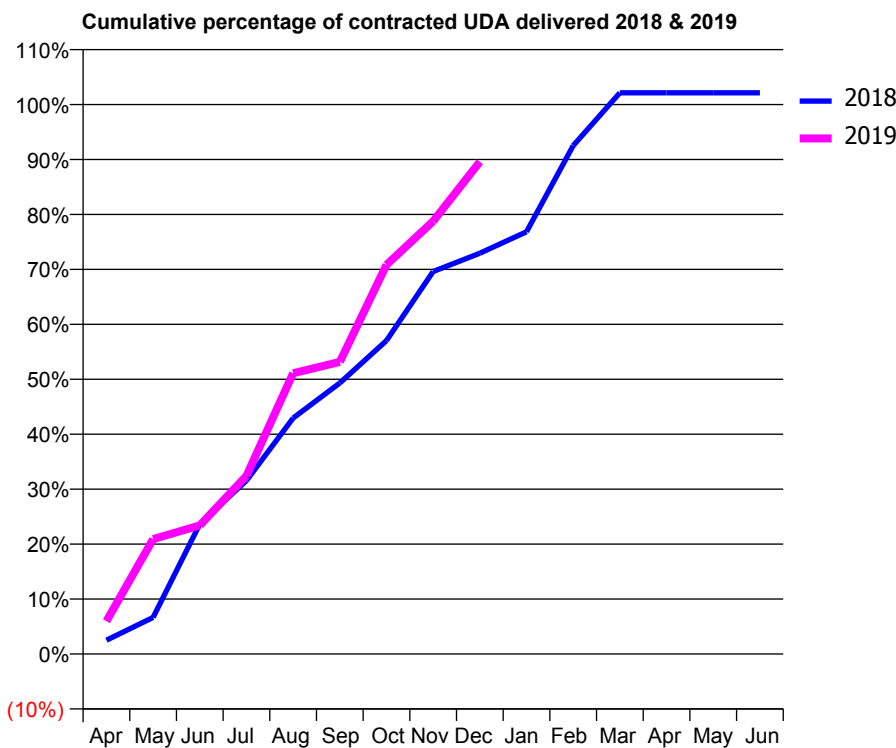
18/19 Contracted general activity (UDA)	720
Carry forward general activity (UDA)	0
18/19 Contracted orthodontic activity (UOA)	0
Carry forward orthodontic activity (UOA)	0
Baseline contract value	£20,985.38

ACCESS*

Patients seen in 24 months	Total	Change since previous quarter
Quarter ending December 2017	212	
Quarter ending March 2018	237	↑
Quarter ending June 2018	235	→
Quarter ending September 2018	225	↓
Quarter ending December 2018	226	→
Variance since December 2017	6.6%	↑



ACTIVITY



Adjusted Scheduled Activity (UDA)		
Month	2018	2019
April	18	43
May	48	151
June	170	169
July	227	234
August	309	368
September	355	383
October	411	510
November	501	567
December	525	645
January	553	
February	666	
March	735	
April	735	
May	735	
June	735	

QUALITY

	Quantity	Base Number	Contract	AT	Region	England
% of FP17s for the same patient ID Re-attending within 3 months - Children	1	70	1.4%	9.5%	11.3%	11.8%
% of FP17s for the same patient ID Re-attending within 3 months - Adults	11	175	6.3%	15.0%	15.3%	15.6%
% of FP17s for the same patient ID Re-attending between 3 & 9 months - Children	8	70	11.4%	59.9%	61.1%	58.8%
% of FP17s for the same patient ID Re-attending between 3 & 9 months - Adults	20	175	11.4%	51.5%	52.4%	51.0%
% of FP17s for Band 1 Urgent Courses	10	244	4.1%	9.4%	9.5%	9.0%
% of FP17s Relating to Free Repair or Replacements	11	244	4.5%	0.5%	0.7%	0.8%
% of FP17s Relating to Continuations	3	244	1.2%	0.8%	0.8%	0.9%
% of Patients satisfied with the dentistry they have received	0	0	N/A	92.5%	93.1%	93.2%
% of Patients satisfied with the time they had to wait for an appointment	0	0	N/A	88.5%	87.8%	88.3%

* This is based on patients treated on this contract for their most recent course of treatment. Figures in italics indicate the base number of FP17s or Patient Questionnaire responses are less than 100. N/A is shown where the base number of responses is less than 10 during the period. % is calculated as Quantity/Base number*100

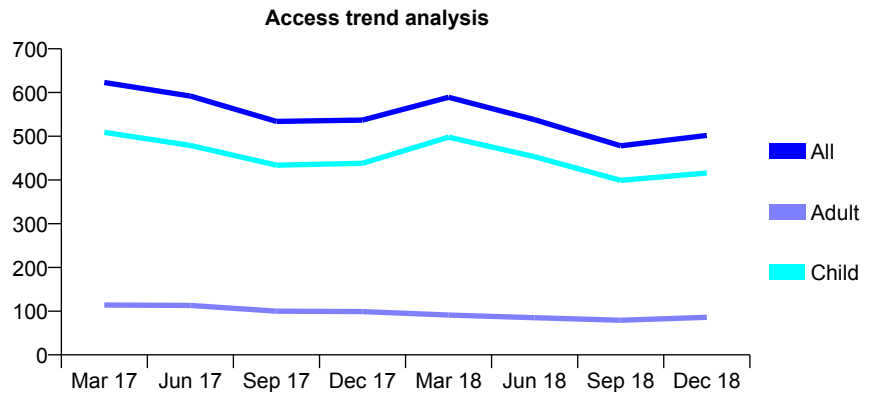
Q68 - Vital Signs At a Glance Contract Report for 332313/0001 - December 2018

Name or company name	MR JJ DREWETT
Contract type name	GDS Contract
Purpose of contract	General
Contract start date	01/04/2006
Contract end date	

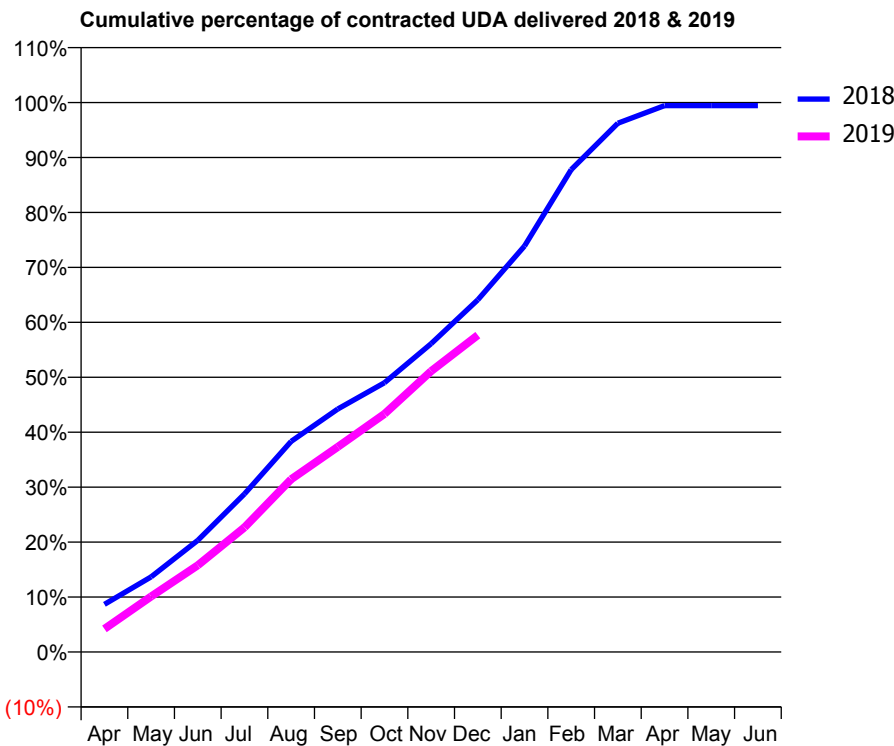
18/19 Contracted general activity (UDA)	900
Carry forward general activity (UDA)	5
18/19 Contracted orthodontic activity (UOA)	0
Carry forward orthodontic activity (UOA)	0
Baseline contract value	£27,653.50

ACCESS*

Patients seen in 24 months	Total	Change since previous quarter
Quarter ending December 2017	537	
Quarter ending March 2018	589	↑
Quarter ending June 2018	538	↓
Quarter ending September 2018	478	↓
Quarter ending December 2018	502	↑
Variance since December 2017	(6.5%)	↓



ACTIVITY



Month	Adjusted Scheduled Activity (UDA)	
	2018	2019
April	78	38
May	123	91
June	183	142
July	259	204
August	345	283
September	398	336
October	441	390
November	505	460
December	577	519
January	665	
February	790	
March	866	
April	895	
May	895	
June	895	

QUALITY

	Quantity	Base Number	Contract	AT	Region	England
% of FP17s for the same patient ID Re-attending within 3 months - Children	17	404	4.2%	9.5%	11.3%	11.8%
% of FP17s for the same patient ID Re-attending within 3 months - Adults	1	35	2.9%	15.0%	15.3%	15.6%
% of FP17s for the same patient ID Re-attending between 3 & 9 months - Children	265	404	65.6%	59.9%	61.1%	58.8%
% of FP17s for the same patient ID Re-attending between 3 & 9 months - Adults	25	35	71.4%	51.5%	52.4%	51.0%
% of FP17s for Band 1 Urgent Courses	0	414	0.0%	9.4%	9.5%	9.0%
% of FP17s Relating to Free Repair or Replacements	0	414	0.0%	0.5%	0.7%	0.8%
% of FP17s Relating to Continuations	2	414	0.5%	0.8%	0.8%	0.9%
% of Patients satisfied with the dentistry they have received	0	0	N/A	92.5%	93.1%	93.2%
% of Patients satisfied with the time they had to wait for an appointment	0	0	N/A	88.5%	87.8%	88.3%

* This is based on patients treated on this contract for their most recent course of treatment. Figures in italics indicate the base number of FP17s or Patient Questionnaire responses are less than 100. N/A is shown where the base number of responses is less than 10 during the period. % is calculated as Quantity/Base number*100

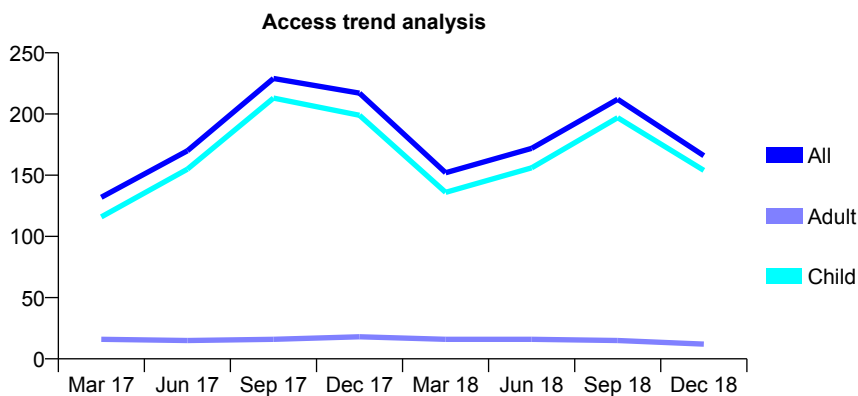
Q68 - Vital Signs At a Glance Contract Report for 332313/0002 - December 2018

Name or company name	MR JJ DREWETT
Contract type name	GDS Contract
Purpose of contract	General
Contract start date	12/05/2014
Contract end date	

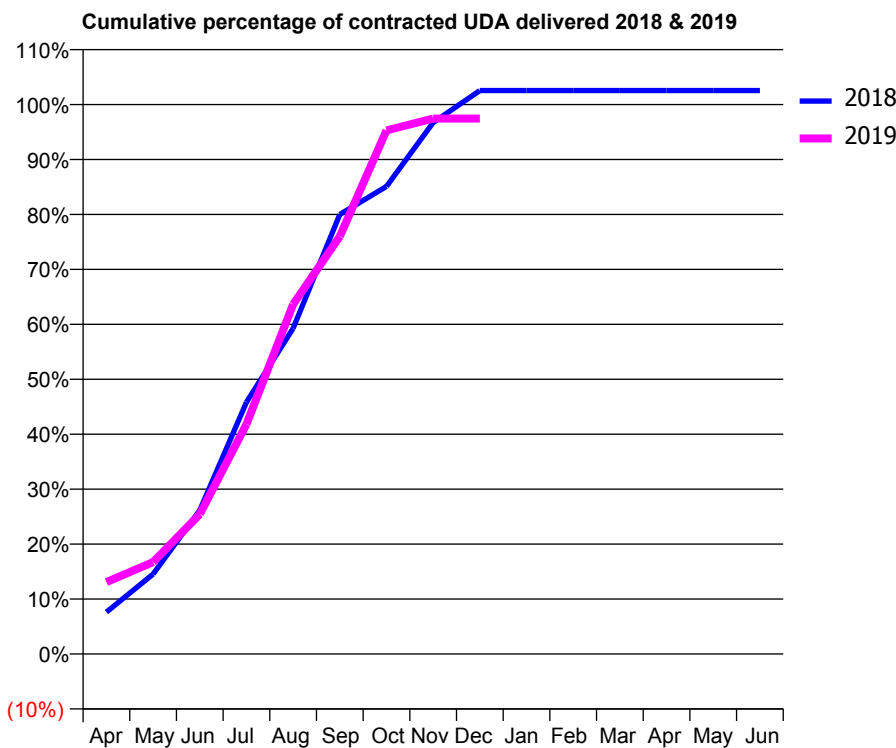
18/19 Contracted general activity (UDA)	275
Carry forward general activity (UDA)	0
18/19 Contracted orthodontic activity (UOA)	0
Carry forward orthodontic activity (UOA)	0
Baseline contract value	£6,284.25

ACCESS*

Patients seen in 24 months	Total	Change since previous quarter
Quarter ending December 2017	217	
Quarter ending March 2018	152	↓
Quarter ending June 2018	172	↑
Quarter ending September 2018	212	↑
Quarter ending December 2018	166	↓
Variance since December 2017	(23.5%)	↓



ACTIVITY



Month	Adjusted Scheduled Activity (UDA)	
	2018	2019
April	21	36
May	40	46
June	72	70
July	126	115
August	163	175
September	220	209
October	234	262
November	266	268
December	282	268
January	282	
February	282	
March	282	
April	282	
May	282	
June	282	

QUALITY

	Quantity	Base Number	Contract	AT	Region	England
% of FP17s for the same patient ID Re-attending within 3 months - Children	14	205	6.8%	9.5%	11.3%	11.8%
% of FP17s for the same patient ID Re-attending within 3 months - Adults	0	9	0.0%	15.0%	15.3%	15.6%
% of FP17s for the same patient ID Re-attending between 3 & 9 months - Children	51	205	24.9%	59.9%	61.1%	58.8%
% of FP17s for the same patient ID Re-attending between 3 & 9 months - Adults	3	9	33.3%	51.5%	52.4%	51.0%
% of FP17s for Band 1 Urgent Courses	0	214	0.0%	9.4%	9.5%	9.0%
% of FP17s Relating to Free Repair or Replacements	0	214	0.0%	0.5%	0.7%	0.8%
% of FP17s Relating to Continuations	0	214	0.0%	0.8%	0.8%	0.9%
% of Patients satisfied with the dentistry they have received	0	0	N/A	92.5%	93.1%	93.2%
% of Patients satisfied with the time they had to wait for an appointment	0	0	N/A	88.5%	87.8%	88.3%

* This is based on patients treated on this contract for their most recent course of treatment. Figures in italics indicate the base number of FP17s or Patient Questionnaire responses are less than 100. N/A is shown where the base number of responses is less than 10 during the period. % is calculated as Quantity/Base number*100

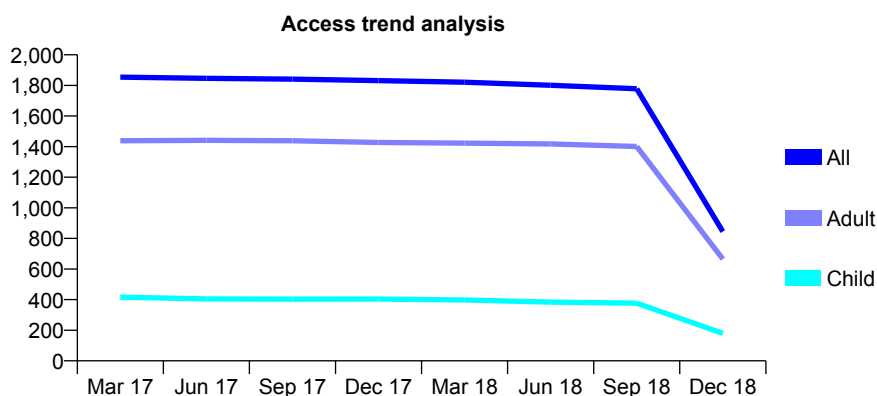
Q68 - Vital Signs At a Glance Contract Report for 333506/0001 - December 2018

Name or company name	MISS TL TRAN
Contract type name	GDS Contract
Purpose of contract	General
Contract start date	01/04/2006
Contract end date	31/08/2018

18/19 Contracted general activity (UDA)	2,117
Carry forward general activity (UDA)	99
18/19 Contracted orthodontic activity (UOA)	0
Carry forward orthodontic activity (UOA)	0
Baseline contract value	£53,094.50

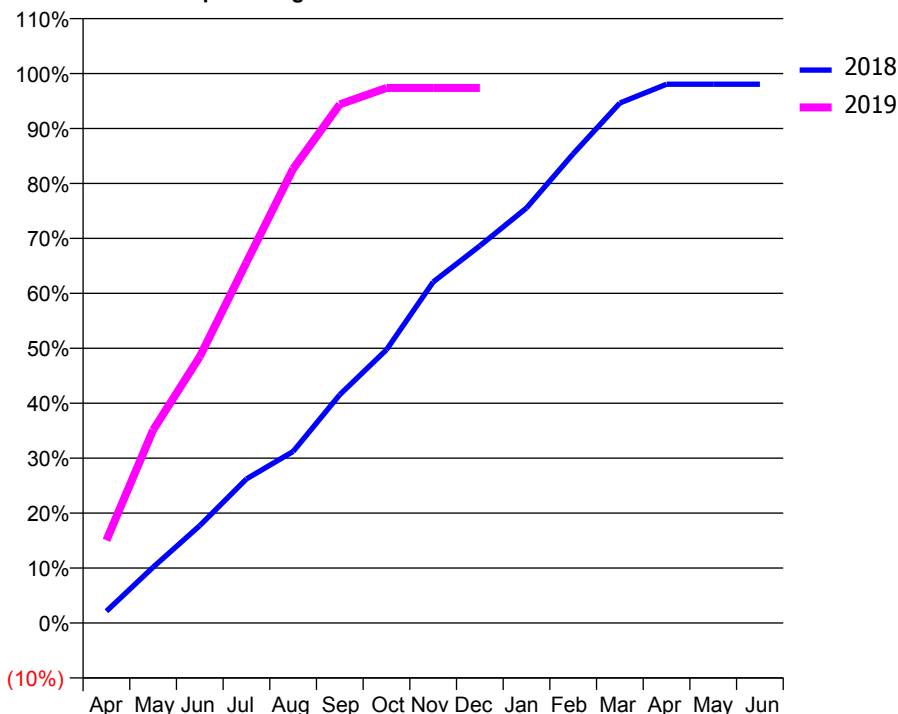
ACCESS*

Patients seen in 24 months	Total	Change since previous quarter
Quarter ending December 2017	1,831	
Quarter ending March 2018	1,821	→
Quarter ending June 2018	1,801	↓
Quarter ending September 2018	1,778	↓
Quarter ending December 2018	845	↓
Variance since December 2017	(53.9%)	↓



ACTIVITY

Cumulative percentage of contracted UDA delivered 2018 & 2019



Month	Adjusted Scheduled Activity (UDA)	
	2018	2019
April	110	319
May	516	743
June	901	1,026
July	1,332	1,390
August	1,586	1,750
September	2,112	1,998
October	2,527	2,061
November	3,153	2,061
December	3,488	2,061
January	3,837	
February	4,338	
March	4,808	
April	4,982	
May	4,982	
June	4,982	

QUALITY

	Quantity	Base Number	Contract	AT	Region	England
% of FP17s for the same patient ID Re-attending within 3 months - Children	6	315	1.9%	9.5%	11.3%	11.8%
% of FP17s for the same patient ID Re-attending within 3 months - Adults	109	1,100	9.9%	15.0%	15.3%	15.6%
% of FP17s for the same patient ID Re-attending between 3 & 9 months - Children	243	315	77.1%	59.9%	61.1%	58.8%
% of FP17s for the same patient ID Re-attending between 3 & 9 months - Adults	798	1,100	72.5%	51.5%	52.4%	51.0%
% of FP17s for Band 1 Urgent Courses	27	1,301	2.1%	9.4%	9.5%	9.0%
% of FP17s Relating to Free Repair or Replacements	3	1,301	0.2%	0.5%	0.7%	0.8%
% of FP17s Relating to Continuations	40	1,301	3.1%	0.8%	0.8%	0.9%
% of Patients satisfied with the dentistry they have received	1	1	N/A	92.5%	93.1%	93.2%
% of Patients satisfied with the time they had to wait for an appointment	1	1	N/A	88.5%	87.8%	88.3%

* This is based on patients treated on this contract for their most recent course of treatment. Figures in italics indicate the base number of FP17s or Patient Questionnaire responses are less than 100. N/A is shown where the base number of responses is less than 10 during the period. % is calculated as Quantity/Base number*100

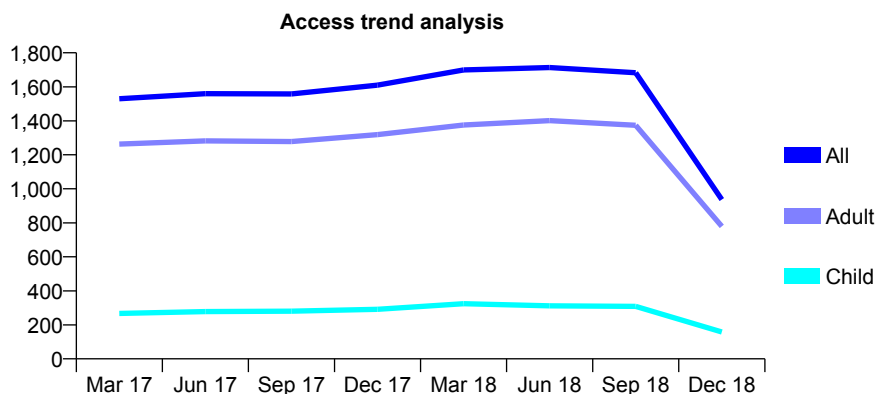
Q68 - Vital Signs At a Glance Contract Report for 333506/0002 - December 2018

Name or company name	MISS TL TRAN
Contract type name	GDS Contract
Purpose of contract	General
Contract start date	01/04/2015
Contract end date	31/08/2018

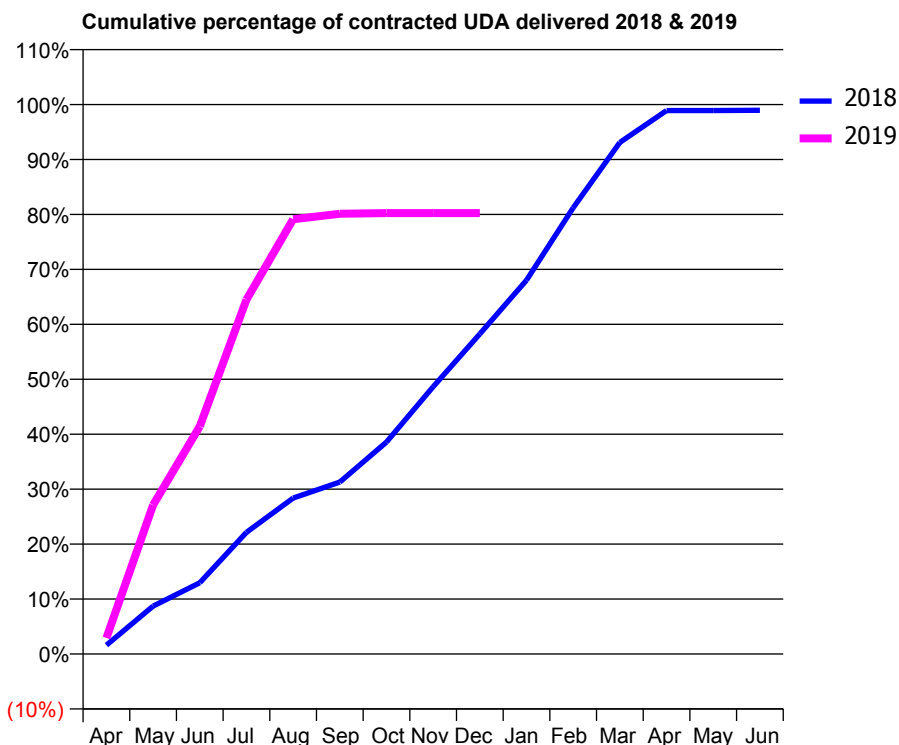
18/19 Contracted general activity (UDA)	2,375
Carry forward general activity (UDA)	60
18/19 Contracted orthodontic activity (UOA)	0
Carry forward orthodontic activity (UOA)	0
Baseline contract value	£54,284.65

ACCESS*

Patients seen in 24 months	Total	Change since previous quarter
Quarter ending December 2017	1,610	
Quarter ending March 2018	1,699	↑
Quarter ending June 2018	1,713	→
Quarter ending September 2018	1,683	↓
Quarter ending December 2018	937	↓
Variance since December 2017	(41.8%)	↓



ACTIVITY



Month	Adjusted Scheduled Activity (UDA)	
	2018	2019
April	92	69
May	497	644
June	739	984
July	1,262	1,531
August	1,617	1,879
September	1,784	1,903
October	2,198	1,906
November	2,773	1,906
December	3,320	1,906
January	3,878	
February	4,629	
March	5,307	
April	5,637	
May	5,637	
June	5,640	

QUALITY

	Quantity	Base Number	Contract	AT	Region	England
% of FP17s for the same patient ID Re-attending within 3 months - Children	10	208	4.8%	9.5%	11.3%	11.8%
% of FP17s for the same patient ID Re-attending within 3 months - Adults	99	830	11.9%	15.0%	15.3%	15.6%
% of FP17s for the same patient ID Re-attending between 3 & 9 months - Children	114	208	54.8%	59.9%	61.1%	58.8%
% of FP17s for the same patient ID Re-attending between 3 & 9 months - Adults	452	830	54.5%	51.5%	52.4%	51.0%
% of FP17s for Band 1 Urgent Courses	38	946	4.0%	9.4%	9.5%	9.0%
% of FP17s Relating to Free Repair or Replacements	2	946	0.2%	0.5%	0.7%	0.8%
% of FP17s Relating to Continuations	25	946	2.6%	0.8%	0.8%	0.9%
% of Patients satisfied with the dentistry they have received	1	1	N/A	92.5%	93.1%	93.2%
% of Patients satisfied with the time they had to wait for an appointment	1	1	N/A	88.5%	87.8%	88.3%

* This is based on patients treated on this contract for their most recent course of treatment. Figures in italics indicate the base number of FP17s or Patient Questionnaire responses are less than 100. N/A is shown where the base number of responses is less than 10 during the period. % is calculated as Quantity/Base number*100

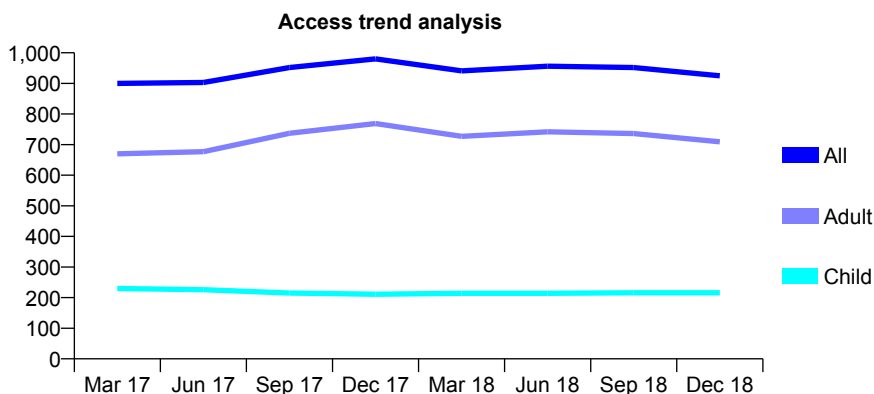
Q68 - Vital Signs At a Glance Contract Report for 334251/0001 - December 2018

Name or company name	MR AD BROWN
Contract type name	GDS Contract
Purpose of contract	General
Contract start date	01/04/2006
Contract end date	

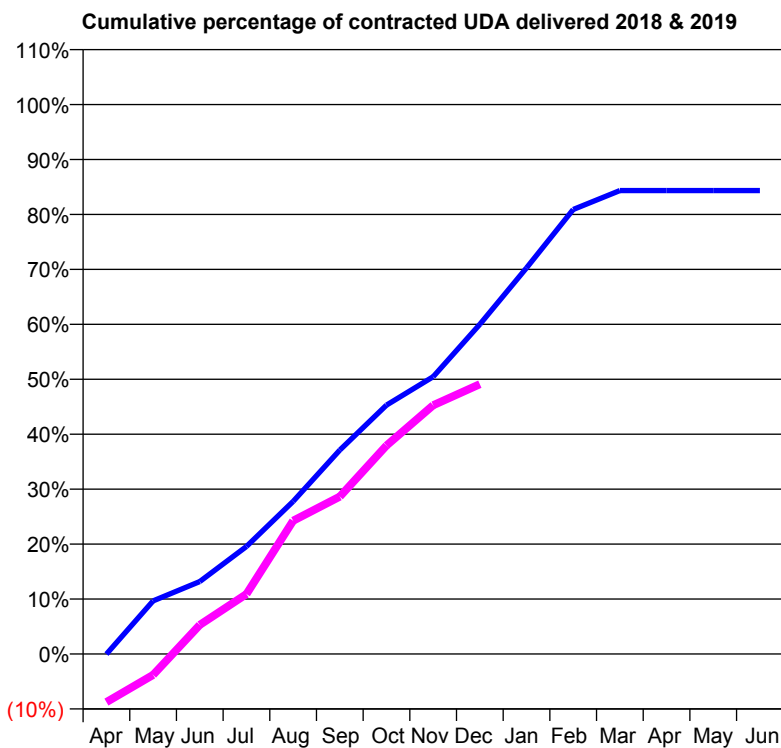
18/19 Contracted general activity (UDA)	2,392
Carry forward general activity (UDA)	250
18/19 Contracted orthodontic activity (UOA)	0
Carry forward orthodontic activity (UOA)	0
Baseline contract value	£59,191.56

ACCESS*

Patients seen in 24 months	Total	Change since previous quarter
Quarter ending December 2017	980	
Quarter ending March 2018	941	↓
Quarter ending June 2018	956	→
Quarter ending September 2018	952	→
Quarter ending December 2018	925	↓
Variance since December 2017	(5.6%)	↓



ACTIVITY



Month	Adjusted Scheduled Activity (UDA)	
	2018	2019
April	-1	-210
May	231	-91
June	315	127
July	468	261
August	665	580
September	888	685
October	1,083	907
November	1,207	1,083
December	1,435	1,175
January	1,681	
February	1,935	
March	2,017	
April	2,017	
May	2,017	
June	2,017	

QUALITY

	Quantity	Base Number	Contract	AT	Region	England
% of FP17s for the same patient ID Re-attending within 3 months - Children	4	192	2.1%	9.5%	11.3%	11.8%
% of FP17s for the same patient ID Re-attending within 3 months - Adults	27	549	4.9%	15.0%	15.3%	15.6%
% of FP17s for the same patient ID Re-attending between 3 & 9 months - Children	90	192	46.9%	59.9%	61.1%	58.8%
% of FP17s for the same patient ID Re-attending between 3 & 9 months - Adults	109	549	19.9%	51.5%	52.4%	51.0%
% of FP17s for Band 1 Urgent Courses	23	741	3.1%	9.4%	9.5%	9.0%
% of FP17s Relating to Free Repair or Replacements	0	741	0.0%	0.5%	0.7%	0.8%
% of FP17s Relating to Continuations	0	741	0.0%	0.8%	0.8%	0.9%
% of Patients satisfied with the dentistry they have received	0	0	N/A	92.5%	93.1%	93.2%
% of Patients satisfied with the time they had to wait for an appointment	0	0	N/A	88.5%	87.8%	88.3%

* This is based on patients treated on this contract for their most recent course of treatment. Figures in italics indicate the base number of FP17s or Patient Questionnaire responses are less than 100. N/A is shown where the base number of responses is less than 10 during the period. % is calculated as Quantity/Base number*100

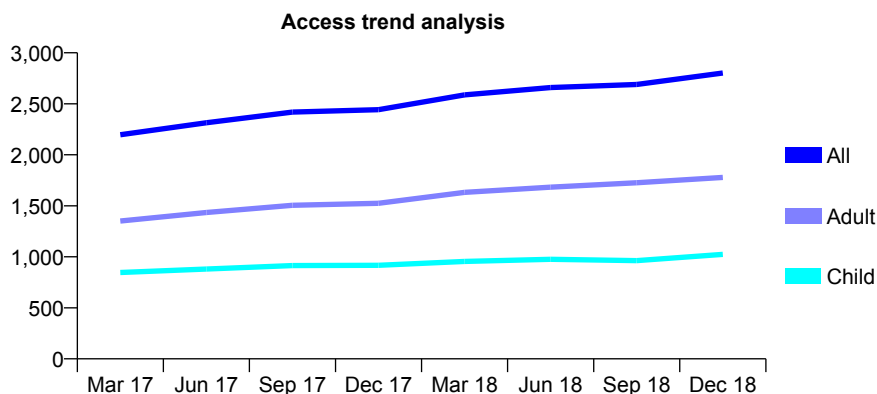
Q68 - Vital Signs At a Glance Contract Report for 336688/0001 - December 2018

Name or company name	MISS CR CAREY
Contract type name	GDS Contract
Purpose of contract	General
Contract start date	01/11/2006
Contract end date	

18/19 Contracted general activity (UDA)	5,000
Carry forward general activity (UDA)	69
18/19 Contracted orthodontic activity (UOA)	0
Carry forward orthodontic activity (UOA)	0
Baseline contract value	£117,369.13

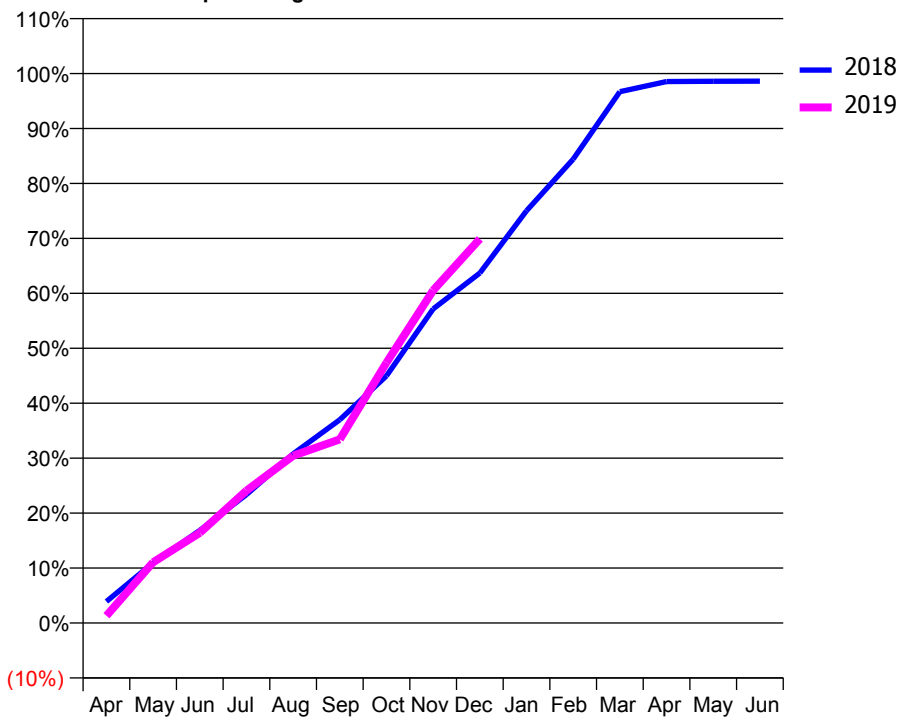
ACCESS*

Patients seen in 24 months	Total	Change since previous quarter
Quarter ending December 2017	2,442	
Quarter ending March 2018	2,587	↑
Quarter ending June 2018	2,659	↑
Quarter ending September 2018	2,689	→
Quarter ending December 2018	2,802	↑
Variance since December 2017	14.7%	↑



ACTIVITY

Cumulative percentage of contracted UDA delivered 2018 & 2019



Month	Adjusted Scheduled Activity (UDA)	
	2018	2019
April	196	66
May	547	553
June	843	821
July	1,169	1,205
August	1,540	1,522
September	1,850	1,672
October	2,248	2,369
November	2,858	3,027
December	3,184	3,495
January	3,751	
February	4,220	
March	4,834	
April	4,927	
May	4,929	
June	4,931	

QUALITY

	Quantity	Base Number	Contract	AT	Region	England
% of FP17s for the same patient ID Re-attending within 3 months - Children	119	1,324	9.0%	9.5%	11.3%	11.8%
% of FP17s for the same patient ID Re-attending within 3 months - Adults	258	1,896	13.6%	15.0%	15.3%	15.6%
% of FP17s for the same patient ID Re-attending between 3 & 9 months - Children	821	1,324	62.0%	59.9%	61.1%	58.8%
% of FP17s for the same patient ID Re-attending between 3 & 9 months - Adults	1,026	1,896	54.1%	51.5%	52.4%	51.0%
% of FP17s for Band 1 Urgent Courses	82	2,347	3.5%	9.4%	9.5%	9.0%
% of FP17s Relating to Free Repair or Replacements	6	2,347	0.3%	0.5%	0.7%	0.8%
% of FP17s Relating to Continuations	3	2,347	0.1%	0.8%	0.8%	0.9%
% of Patients satisfied with the dentistry they have received	2	2	N/A	92.5%	93.1%	93.2%
% of Patients satisfied with the time they had to wait for an appointment	2	2	N/A	88.5%	87.8%	88.3%

* This is based on patients treated on this contract for their most recent course of treatment. Figures in italics indicate the base number of FP17s or Patient Questionnaire responses are less than 100. N/A is shown where the base number of responses is less than 10 during the period. % is calculated as Quantity/Base number*100

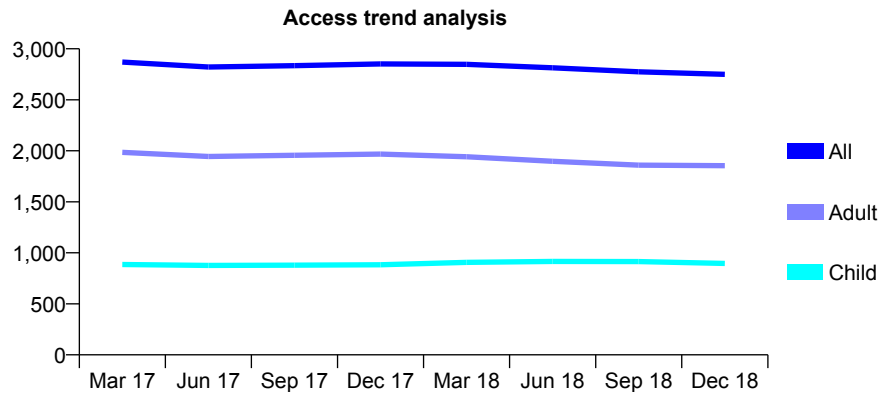
Q68 - Vital Signs At a Glance Contract Report for 336785/0005 - December 2018

Name or company name	MRS KS RADIA
Contract type name	GDS Contract
Purpose of contract	General
Contract start date	09/07/2014
Contract end date	

18/19 Contracted general activity (UDA)	7,000
Carry forward general activity (UDA)	91
18/19 Contracted orthodontic activity (UOA)	0
Carry forward orthodontic activity (UOA)	0
Baseline contract value	£159,989.70

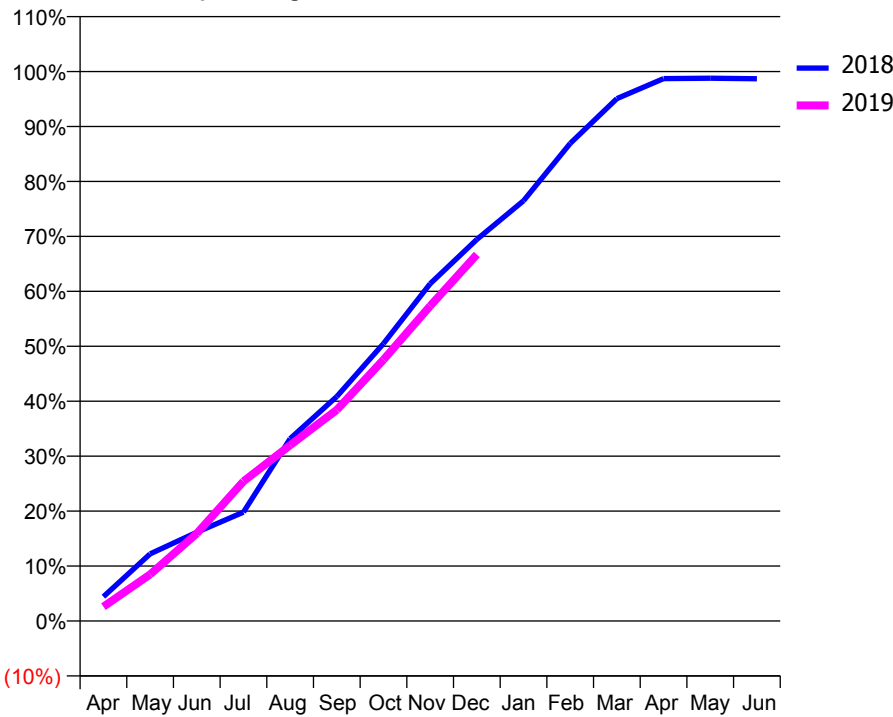
ACCESS*

Patients seen in 24 months	Total	Change since previous quarter
Quarter ending December 2017	2,851	
Quarter ending March 2018	2,848	→
Quarter ending June 2018	2,814	↓
Quarter ending September 2018	2,774	↓
Quarter ending December 2018	2,750	→
Variance since December 2017	(3.5%)	↓



ACTIVITY

Cumulative percentage of contracted UDA delivered 2018 & 2019



Month	Adjusted Scheduled Activity (UDA)	
	2018	2019
April	311	183
May	856	594
June	1,131	1,115
July	1,386	1,779
August	2,323	2,239
September	2,860	2,690
October	3,534	3,328
November	4,296	4,013
December	4,861	4,668
January	5,353	
February	6,084	
March	6,654	
April	6,909	
May	6,914	
June	6,908	

QUALITY

	Quantity	Base Number	Contract	AT	Region	England
% of FP17s for the same patient ID Re-attending within 3 months - Children	74	1,121	6.6%	9.5%	11.3%	11.8%
% of FP17s for the same patient ID Re-attending within 3 months - Adults	241	1,874	12.9%	15.0%	15.3%	15.6%
% of FP17s for the same patient ID Re-attending between 3 & 9 months - Children	758	1,121	67.6%	59.9%	61.1%	58.8%
% of FP17s for the same patient ID Re-attending between 3 & 9 months - Adults	1,023	1,874	54.6%	51.5%	52.4%	51.0%
% of FP17s for Band 1 Urgent Courses	273	2,858	9.6%	9.4%	9.5%	9.0%
% of FP17s Relating to Free Repair or Replacements	13	2,858	0.5%	0.5%	0.7%	0.8%
% of FP17s Relating to Continuations	1	2,858	0.0%	0.8%	0.8%	0.9%
% of Patients satisfied with the dentistry they have received	2	3	N/A	92.5%	93.1%	93.2%
% of Patients satisfied with the time they had to wait for an appointment	2	3	N/A	88.5%	87.8%	88.3%

* This is based on patients treated on this contract for their most recent course of treatment. Figures in italics indicate the base number of FP17s or Patient Questionnaire responses are less than 100. N/A is shown where the base number of responses is less than 10 during the period. % is calculated as Quantity/Base number*100

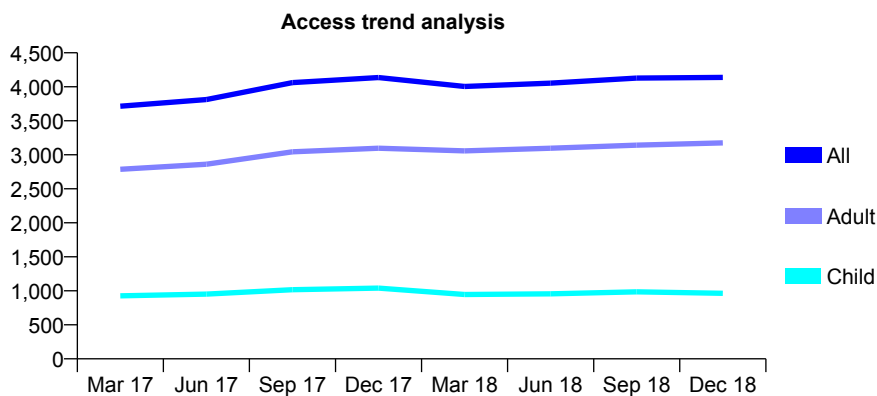
Q68 - Vital Signs At a Glance Contract Report for 337242/0001 - December 2018

Name or company name	MR CI ANDREASSON
Contract type name	GDS Contract
Purpose of contract	General
Contract start date	01/04/2006
Contract end date	

18/19 Contracted general activity (UDA)	12,656
Carry forward general activity (UDA)	0
18/19 Contracted orthodontic activity (UOA)	0
Carry forward orthodontic activity (UOA)	0
Baseline contract value	£450,834.35

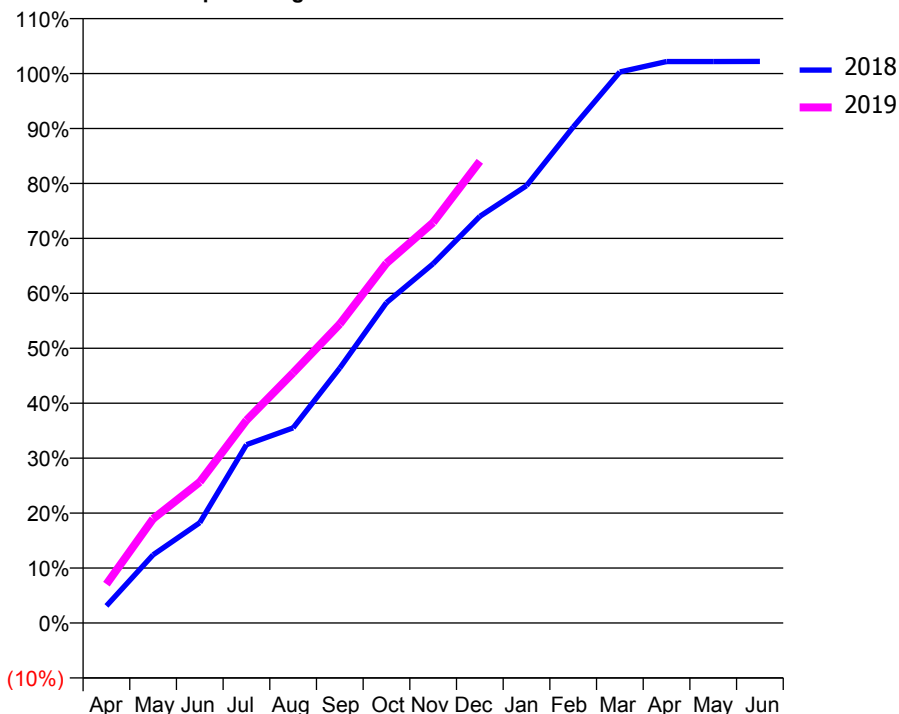
ACCESS*

Patients seen in 24 months	Total	Change since previous quarter
Quarter ending December 2017	4,137	
Quarter ending March 2018	4,005	↓
Quarter ending June 2018	4,053	→
Quarter ending September 2018	4,128	→
Quarter ending December 2018	4,139	→
Variance since December 2017	0.0%	→



ACTIVITY

Cumulative percentage of contracted UDA delivered 2018 & 2019



Month	Adjusted Scheduled Activity (UDA)	
	2018	2019
April	393	896
May	1,571	2,402
June	2,312	3,247
July	4,107	4,670
August	4,495	5,763
September	5,873	6,888
October	7,379	8,287
November	8,275	9,223
December	9,367	10,635
January	10,073	
February	11,422	
March	12,691	
April	12,930	
May	12,932	
June	12,933	

QUALITY

	Quantity	Base Number	Contract	AT	Region	England
% of FP17s for the same patient ID Re-attending within 3 months - Children	67	1,215	5.5%	9.5%	11.3%	11.8%
% of FP17s for the same patient ID Re-attending within 3 months - Adults	513	3,749	13.7%	15.0%	15.3%	15.6%
% of FP17s for the same patient ID Re-attending between 3 & 9 months - Children	649	1,215	53.4%	59.9%	61.1%	58.8%
% of FP17s for the same patient ID Re-attending between 3 & 9 months - Adults	1,781	3,749	47.5%	51.5%	52.4%	51.0%
% of FP17s for Band 1 Urgent Courses	347	4,892	7.1%	9.4%	9.5%	9.0%
% of FP17s Relating to Free Repair or Replacements	23	4,892	0.5%	0.5%	0.7%	0.8%
% of FP17s Relating to Continuations	20	4,892	0.4%	0.8%	0.8%	0.9%
% of Patients satisfied with the dentistry they have received	3	3	N/A	92.5%	93.1%	93.2%
% of Patients satisfied with the time they had to wait for an appointment	3	3	N/A	88.5%	87.8%	88.3%

* This is based on patients treated on this contract for their most recent course of treatment. Figures in italics indicate the base number of FP17s or Patient Questionnaire responses are less than 100. N/A is shown where the base number of responses is less than 10 during the period. % is calculated as Quantity/Base number*100

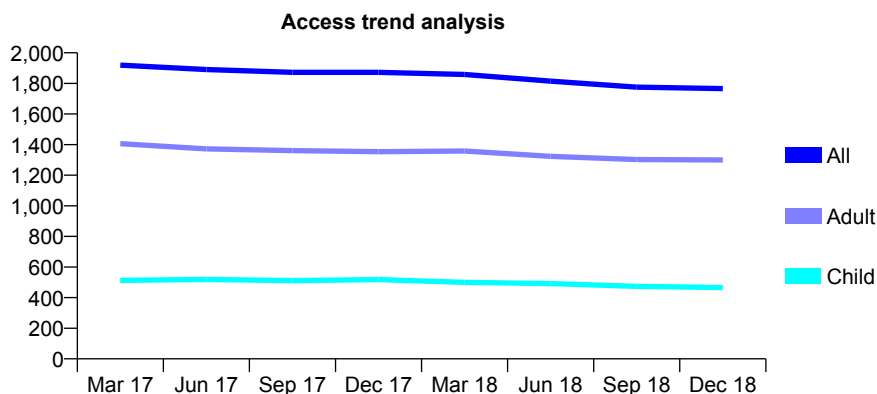
Q68 - Vital Signs At a Glance Contract Report for 337358/0001 - December 2018

Name or company name	MR NS KONDEL
Contract type name	GDS Contract
Purpose of contract	General
Contract start date	01/04/2006
Contract end date	

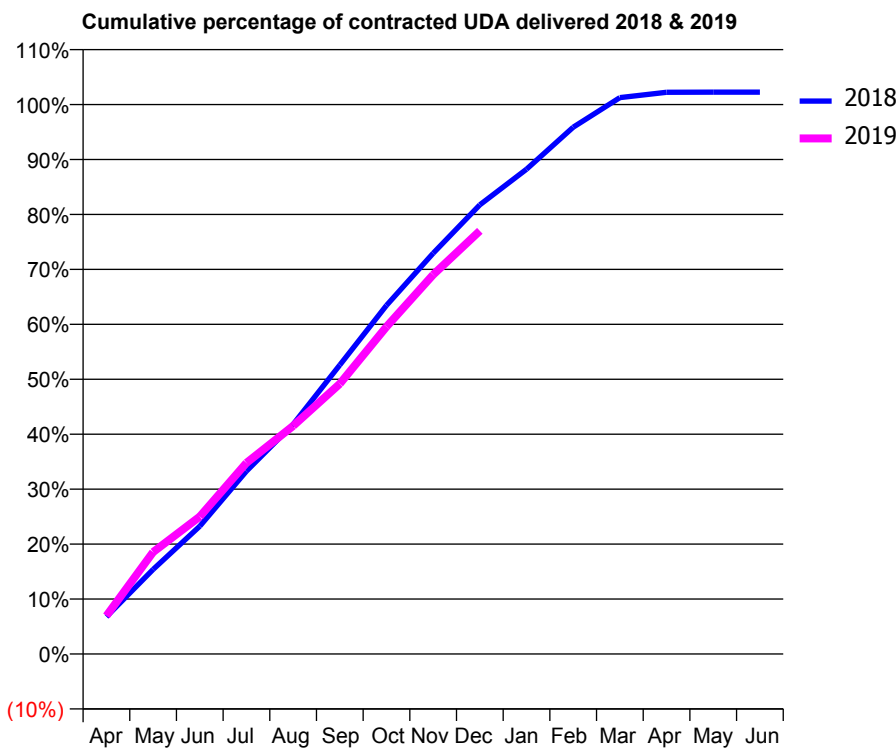
18/19 Contracted general activity (UDA)	5,535
Carry forward general activity (UDA)	0
18/19 Contracted orthodontic activity (UOA)	0
Carry forward orthodontic activity (UOA)	0
Baseline contract value	£139,481.15

ACCESS*

Patients seen in 24 months	Total	Change since previous quarter
Quarter ending December 2017	1,872	
Quarter ending March 2018	1,858	→
Quarter ending June 2018	1,815	↓
Quarter ending September 2018	1,776	↓
Quarter ending December 2018	1,766	→
Variance since December 2017	(5.7%)	↓



ACTIVITY



Month	Adjusted Scheduled Activity (UDA)	
	2018	2019
April	375	384
May	853	1,027
June	1,287	1,384
July	1,842	1,925
August	2,314	2,297
September	2,911	2,722
October	3,512	3,297
November	4,036	3,821
December	4,525	4,263
January	4,883	
February	5,306	
March	5,605	
April	5,658	
May	5,659	
June	5,659	

QUALITY

	Quantity	Base Number	Contract	AT	Region	England
% of FP17s for the same patient ID Re-attending within 3 months - Children	80	617	13.0%	9.5%	11.3%	11.8%
% of FP17s for the same patient ID Re-attending within 3 months - Adults	351	1,665	21.1%	15.0%	15.3%	15.6%
% of FP17s for the same patient ID Re-attending between 3 & 9 months - Children	386	617	62.6%	59.9%	61.1%	58.8%
% of FP17s for the same patient ID Re-attending between 3 & 9 months - Adults	989	1,665	59.4%	51.5%	52.4%	51.0%
% of FP17s for Band 1 Urgent Courses	210	2,239	9.4%	9.4%	9.5%	9.0%
% of FP17s Relating to Free Repair or Replacements	14	2,239	0.6%	0.5%	0.7%	0.8%
% of FP17s Relating to Continuations	2	2,239	0.1%	0.8%	0.8%	0.9%
% of Patients satisfied with the dentistry they have received	2	2	N/A	92.5%	93.1%	93.2%
% of Patients satisfied with the time they had to wait for an appointment	2	2	N/A	88.5%	87.8%	88.3%

* This is based on patients treated on this contract for their most recent course of treatment. Figures in italics indicate the base number of FP17s or Patient Questionnaire responses are less than 100. N/A is shown where the base number of responses is less than 10 during the period. % is calculated as Quantity/Base number*100

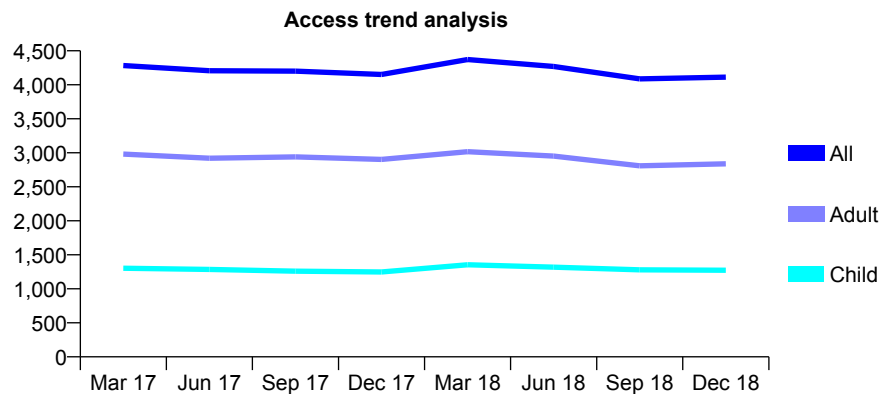
Q68 - Vital Signs At a Glance Contract Report for 340286/0003 - December 2018

Name or company name	MS V BADIANT
Contract type name	GDS Contract
Purpose of contract	General
Contract start date	01/01/2008
Contract end date	

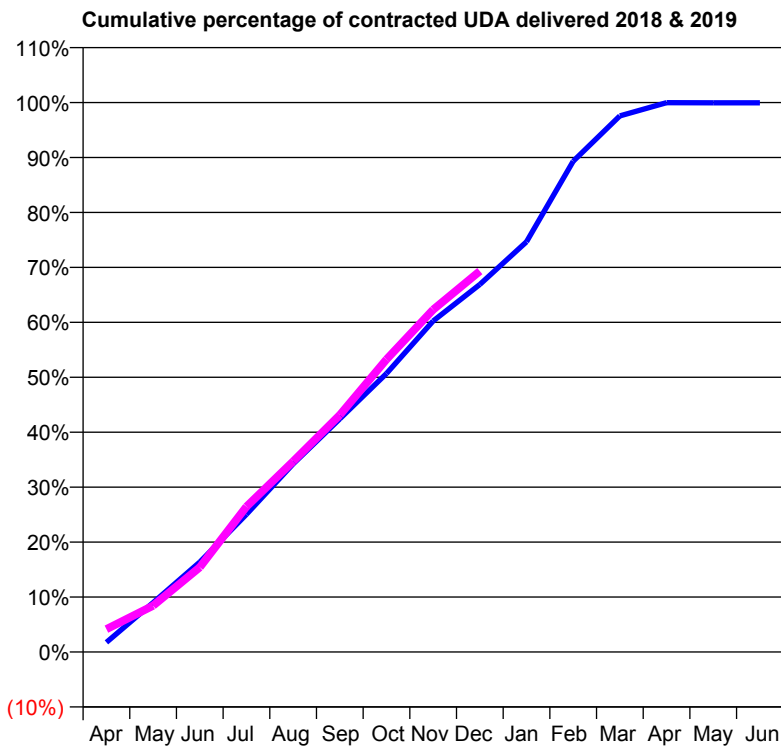
18/19 Contracted general activity (UDA)	11,000
Carry forward general activity (UDA)	5
18/19 Contracted orthodontic activity (UOA)	0
Carry forward orthodontic activity (UOA)	0
Baseline contract value	£318,453.95

ACCESS*

Patients seen in 24 months	Total	Change since previous quarter
Quarter ending December 2017	4,152	
Quarter ending March 2018	4,371	↑
Quarter ending June 2018	4,269	↓
Quarter ending September 2018	4,088	↓
Quarter ending December 2018	4,112	→
Variance since December 2017	(1.0%)	→



ACTIVITY



Month	Adjusted Scheduled Activity (UDA)	
	2018	2019
April	195	458
May	989	926
June	1,801	1,696
July	2,755	2,912
August	3,764	3,816
September	4,668	4,744
October	5,574	5,858
November	6,626	6,853
December	7,359	7,626
January	8,212	
February	9,824	
March	10,732	
April	10,995	
May	10,993	
June	10,994	

QUALITY

	Quantity	Base Number	Contract	AT	Region	England
% of FP17s for the same patient ID Re-attending within 3 months - Children	81	1,338	6.1%	9.5%	11.3%	11.8%
% of FP17s for the same patient ID Re-attending within 3 months - Adults	287	2,772	10.4%	15.0%	15.3%	15.6%
% of FP17s for the same patient ID Re-attending between 3 & 9 months - Children	811	1,338	60.6%	59.9%	61.1%	58.8%
% of FP17s for the same patient ID Re-attending between 3 & 9 months - Adults	1,623	2,772	58.5%	51.5%	52.4%	51.0%
% of FP17s for Band 1 Urgent Courses	278	3,944	7.0%	9.4%	9.5%	9.0%
% of FP17s Relating to Free Repair or Replacements	4	3,944	0.1%	0.5%	0.7%	0.8%
% of FP17s Relating to Continuations	9	3,944	0.2%	0.8%	0.8%	0.9%
% of Patients satisfied with the dentistry they have received	1	1	N/A	92.5%	93.1%	93.2%
% of Patients satisfied with the time they had to wait for an appointment	1	1	N/A	88.5%	87.8%	88.3%

* This is based on patients treated on this contract for their most recent course of treatment. Figures in italics indicate the base number of FP17s or Patient Questionnaire responses are less than 100. N/A is shown where the base number of responses is less than 10 during the period. % is calculated as Quantity/Base number*100

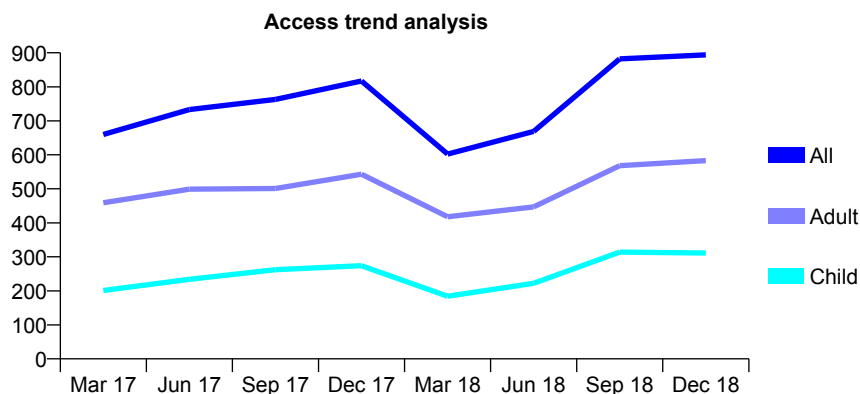
Q68 - Vital Signs At a Glance Contract Report for 340286/0004 - December 2018

Name or company name	MS V BADIANT
Contract type name	GDS Contract
Purpose of contract	General
Contract start date	01/07/2011
Contract end date	

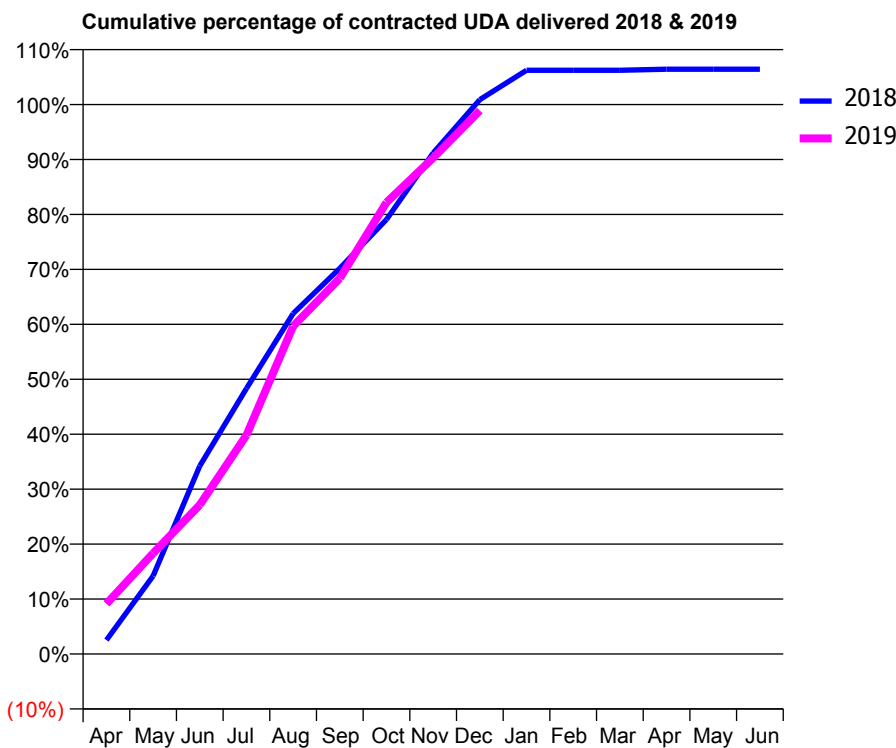
18/19 Contracted general activity (UDA)	1,670
Carry forward general activity (UDA)	0
18/19 Contracted orthodontic activity (UOA)	0
Carry forward orthodontic activity (UOA)	0
Baseline contract value	£49,004.09

ACCESS*

Patients seen in 24 months	Total	Change since previous quarter
Quarter ending December 2017	817	
Quarter ending March 2018	602	↓
Quarter ending June 2018	669	↑
Quarter ending September 2018	882	↑
Quarter ending December 2018	894	→
Variance since December 2017	9.4%	↑



ACTIVITY



Month	Adjusted Scheduled Activity (UDA)	
	2018	2019
April	42	152
May	237	306
June	572	453
July	807	665
August	1,035	996
September	1,172	1,142
October	1,321	1,372
November	1,523	1,508
December	1,685	1,652
January	1,774	
February	1,774	
March	1,774	
April	1,777	
May	1,777	
June	1,777	

QUALITY

	Quantity	Base Number	Contract	AT	Region	England
% of FP17s for the same patient ID Re-attending within 3 months - Children	31	402	7.7%	9.5%	11.3%	11.8%
% of FP17s for the same patient ID Re-attending within 3 months - Adults	51	628	8.1%	15.0%	15.3%	15.6%
% of FP17s for the same patient ID Re-attending between 3 & 9 months - Children	157	402	39.1%	59.9%	61.1%	58.8%
% of FP17s for the same patient ID Re-attending between 3 & 9 months - Adults	190	628	30.3%	51.5%	52.4%	51.0%
% of FP17s for Band 1 Urgent Courses	99	1,012	9.8%	9.4%	9.5%	9.0%
% of FP17s Relating to Free Repair or Replacements	0	1,012	0.0%	0.5%	0.7%	0.8%
% of FP17s Relating to Continuations	0	1,012	0.0%	0.8%	0.8%	0.9%
% of Patients satisfied with the dentistry they have received	1	1	N/A	92.5%	93.1%	93.2%
% of Patients satisfied with the time they had to wait for an appointment	1	1	N/A	88.5%	87.8%	88.3%

* This is based on patients treated on this contract for their most recent course of treatment. Figures in italics indicate the base number of FP17s or Patient Questionnaire responses are less than 100. N/A is shown where the base number of responses is less than 10 during the period. % is calculated as Quantity/Base number*100

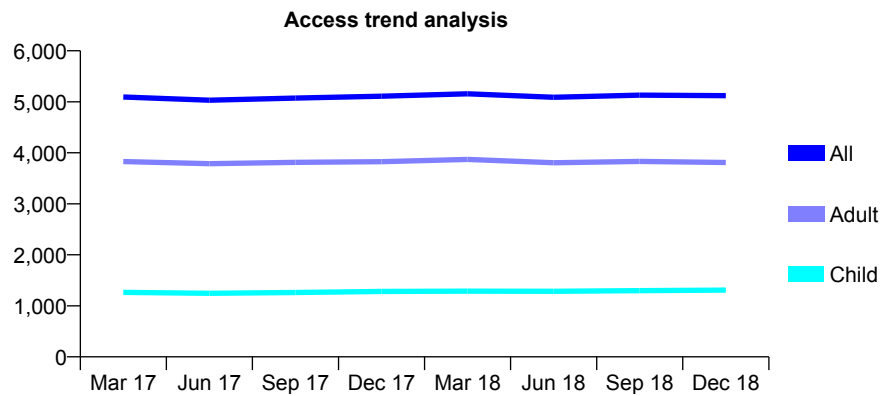
Q68 - Vital Signs At a Glance Contract Report for 341541/0001 - December 2018

Name or company name	MISS S IMANI
Contract type name	GDS Contract
Purpose of contract	General
Contract start date	01/04/2006
Contract end date	

18/19 Contracted general activity (UDA)	19,333
Carry forward general activity (UDA)	0
18/19 Contracted orthodontic activity (UOA)	0
Carry forward orthodontic activity (UOA)	0
Baseline contract value	£478,422.30

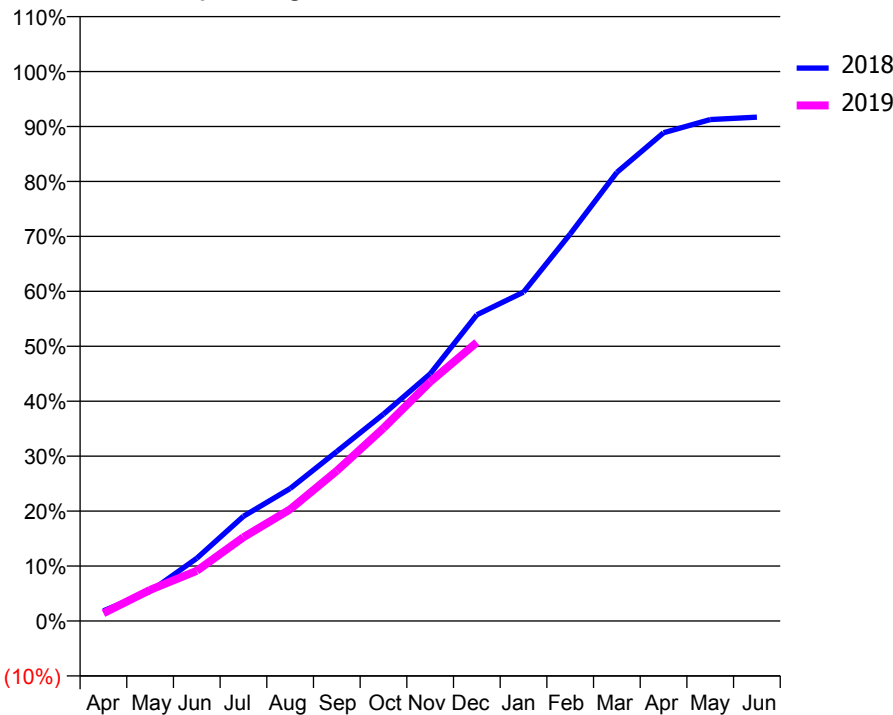
ACCESS*

Patients seen in 24 months	Total	Change since previous quarter
Quarter ending December 2017	5,109	
Quarter ending March 2018	5,157	→
Quarter ending June 2018	5,089	↓
Quarter ending September 2018	5,131	→
Quarter ending December 2018	5,119	→
Variance since December 2017	0.2%	→



ACTIVITY

Cumulative percentage of contracted UDA delivered 2018 & 2019



Month	Adjusted Scheduled Activity (UDA)	
	2018	2019
April	330	274
May	959	1,096
June	2,038	1,765
July	3,400	2,949
August	4,301	3,930
September	5,502	5,285
October	6,713	6,788
November	8,021	8,413
December	9,938	9,801
January	10,674	
February	12,561	
March	14,560	
April	15,845	
May	16,274	
June	16,353	

QUALITY

	Quantity	Base Number	Contract	AT	Region	England
% of FP17s for the same patient ID Re-attending within 3 months - Children	129	1,217	10.6%	9.5%	11.3%	11.8%
% of FP17s for the same patient ID Re-attending within 3 months - Adults	690	3,474	19.9%	15.0%	15.3%	15.6%
% of FP17s for the same patient ID Re-attending between 3 & 9 months - Children	540	1,217	44.4%	59.9%	61.1%	58.8%
% of FP17s for the same patient ID Re-attending between 3 & 9 months - Adults	1,495	3,474	43.0%	51.5%	52.4%	51.0%
% of FP17s for Band 1 Urgent Courses	988	4,263	23.2%	9.4%	9.5%	9.0%
% of FP17s Relating to Free Repair or Replacements	27	4,263	0.6%	0.5%	0.7%	0.8%
% of FP17s Relating to Continuations	15	4,263	0.4%	0.8%	0.8%	0.9%
% of Patients satisfied with the dentistry they have received	4	4	N/A	92.5%	93.1%	93.2%
% of Patients satisfied with the time they had to wait for an appointment	4	4	N/A	88.5%	87.8%	88.3%

* This is based on patients treated on this contract for their most recent course of treatment. Figures in italics indicate the base number of FP17s or Patient Questionnaire responses are less than 100. N/A is shown where the base number of responses is less than 10 during the period. % is calculated as Quantity/Base number*100

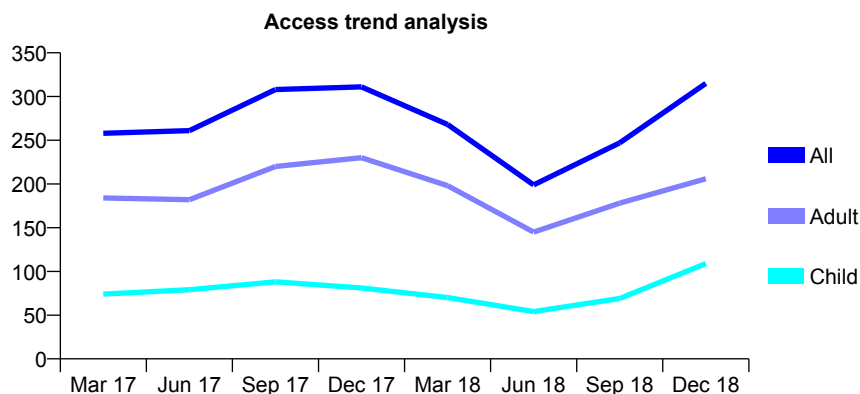
Q68 - Vital Signs At a Glance Contract Report for 341541/0002 - December 2018

Name or company name	MISS S IMANI
Contract type name	GDS Contract
Purpose of contract	General
Contract start date	01/04/2006
Contract end date	

18/19 Contracted general activity (UDA)	600
Carry forward general activity (UDA)	0
18/19 Contracted orthodontic activity (UOA)	0
Carry forward orthodontic activity (UOA)	0
Baseline contract value	£15,844.13

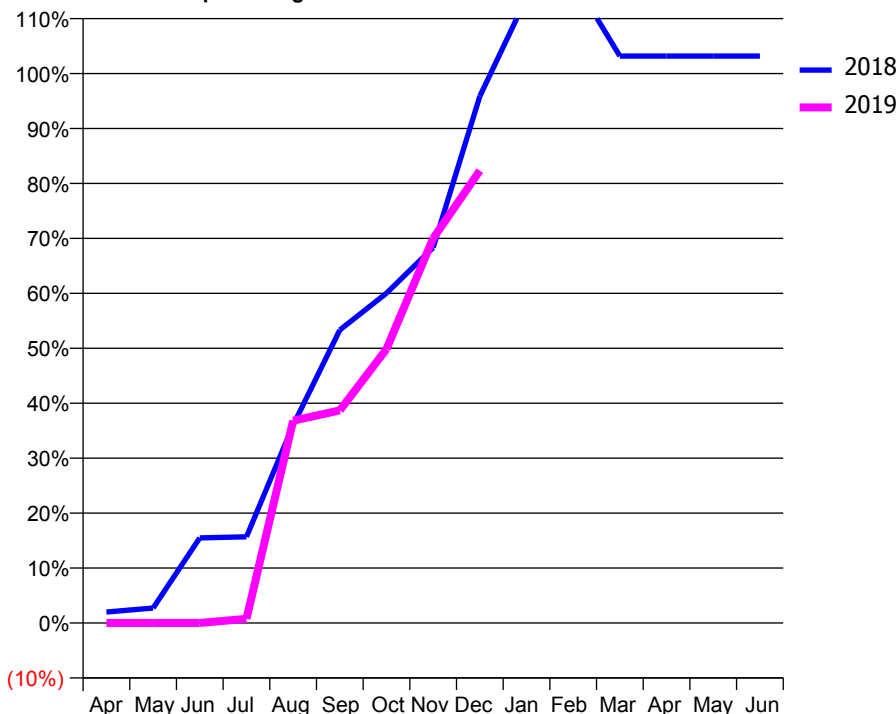
ACCESS*

Patients seen in 24 months	Total	Change since previous quarter
Quarter ending December 2017	311	
Quarter ending March 2018	268	↓
Quarter ending June 2018	199	↓
Quarter ending September 2018	247	↑
Quarter ending December 2018	315	↑
Variance since December 2017	1.3%	→



ACTIVITY

Cumulative percentage of contracted UDA delivered 2018 & 2019



Adjusted Scheduled Activity (UDA)		
Month	2018	2019
April	12	0
May	16	0
June	93	0
July	94	5
August	216	221
September	320	232
October	360	299
November	410	420
December	575	494
January	682	
February	703	
March	619	
April	619	
May	619	
June	619	

QUALITY

	Quantity	Base Number	Contract	AT	Region	England
% of FP17s for the same patient ID Re-attending within 3 months - Children	6	93	6.5%	9.5%	11.3%	11.8%
% of FP17s for the same patient ID Re-attending within 3 months - Adults	10	143	7.0%	15.0%	15.3%	15.6%
% of FP17s for the same patient ID Re-attending between 3 & 9 months - Children	4	93	4.3%	59.9%	61.1%	58.8%
% of FP17s for the same patient ID Re-attending between 3 & 9 months - Adults	11	143	7.7%	51.5%	52.4%	51.0%
% of FP17s for Band 1 Urgent Courses	49	234	20.9%	9.4%	9.5%	9.0%
% of FP17s Relating to Free Repair or Replacements	1	234	0.4%	0.5%	0.7%	0.8%
% of FP17s Relating to Continuations	1	234	0.4%	0.8%	0.8%	0.9%
% of Patients satisfied with the dentistry they have received	0	0	N/A	92.5%	93.1%	93.2%
% of Patients satisfied with the time they had to wait for an appointment	0	0	N/A	88.5%	87.8%	88.3%

* This is based on patients treated on this contract for their most recent course of treatment. Figures in italics indicate the base number of FP17s or Patient Questionnaire responses are less than 100. N/A is shown where the base number of responses is less than 10 during the period. % is calculated as Quantity/Base number*100

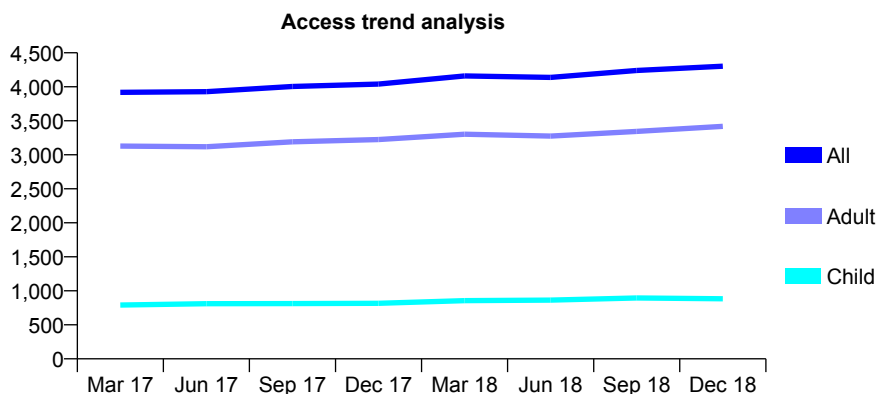
Q68 - Vital Signs At a Glance Contract Report for 346063/0001 - December 2018

Name or company name	MRS K PIRAYESH
Contract type name	GDS Contract
Purpose of contract	General
Contract start date	01/04/2006
Contract end date	

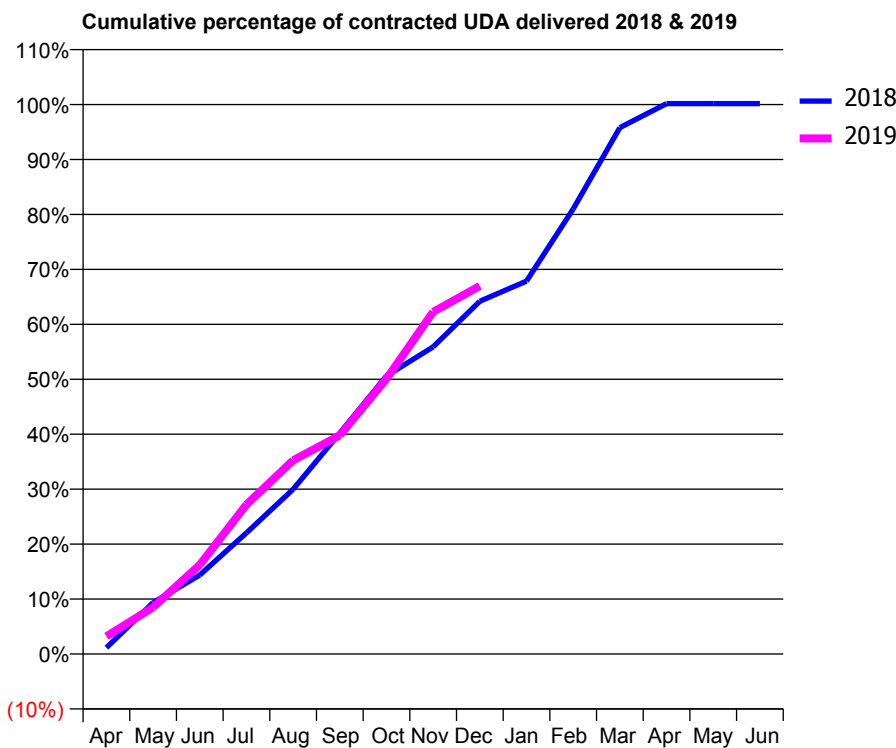
18/19 Contracted general activity (UDA)	12,906
Carry forward general activity (UDA)	0
18/19 Contracted orthodontic activity (UOA)	0
Carry forward orthodontic activity (UOA)	0
Baseline contract value	£336,925.22

ACCESS*

Patients seen in 24 months	Total	Change since previous quarter
Quarter ending December 2017	4,040	
Quarter ending March 2018	4,159	↑
Quarter ending June 2018	4,139	→
Quarter ending September 2018	4,241	↑
Quarter ending December 2018	4,302	→
Variance since December 2017	6.5%	↑



ACTIVITY



Month	Adjusted Scheduled Activity (UDA)	
	2018	2019
April	149	415
May	1,207	1,096
June	1,857	2,093
July	2,845	3,511
August	3,871	4,550
September	5,191	5,136
October	6,531	6,462
November	7,213	8,036
December	8,286	8,647
January	8,758	
February	10,453	
March	12,363	
April	12,927	
May	12,926	
June	12,927	

QUALITY

	Quantity	Base Number	Contract	AT	Region	England
% of FP17s for the same patient ID Re-attending within 3 months - Children	57	898	6.3%	9.5%	11.3%	11.8%
% of FP17s for the same patient ID Re-attending within 3 months - Adults	426	3,221	13.2%	15.0%	15.3%	15.6%
% of FP17s for the same patient ID Re-attending between 3 & 9 months - Children	492	898	54.8%	59.9%	61.1%	58.8%
% of FP17s for the same patient ID Re-attending between 3 & 9 months - Adults	1,552	3,221	48.2%	51.5%	52.4%	51.0%
% of FP17s for Band 1 Urgent Courses	480	3,949	12.2%	9.4%	9.5%	9.0%
% of FP17s Relating to Free Repair or Replacements	5	3,949	0.1%	0.5%	0.7%	0.8%
% of FP17s Relating to Continuations	46	3,949	1.2%	0.8%	0.8%	0.9%
% of Patients satisfied with the dentistry they have received	1	1	N/A	92.5%	93.1%	93.2%
% of Patients satisfied with the time they had to wait for an appointment	1	1	N/A	88.5%	87.8%	88.3%

* This is based on patients treated on this contract for their most recent course of treatment. Figures in italics indicate the base number of FP17s or Patient Questionnaire responses are less than 100. N/A is shown where the base number of responses is less than 10 during the period. % is calculated as Quantity/Base number*100

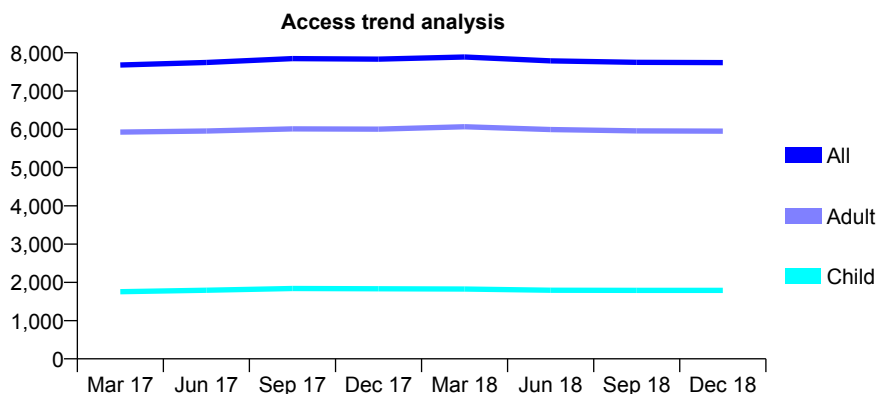
Q68 - Vital Signs At a Glance Contract Report for 346098/0001 - December 2018

Name or company name	MISS A ALAVI
Contract type name	GDS Contract
Purpose of contract	General
Contract start date	01/04/2006
Contract end date	

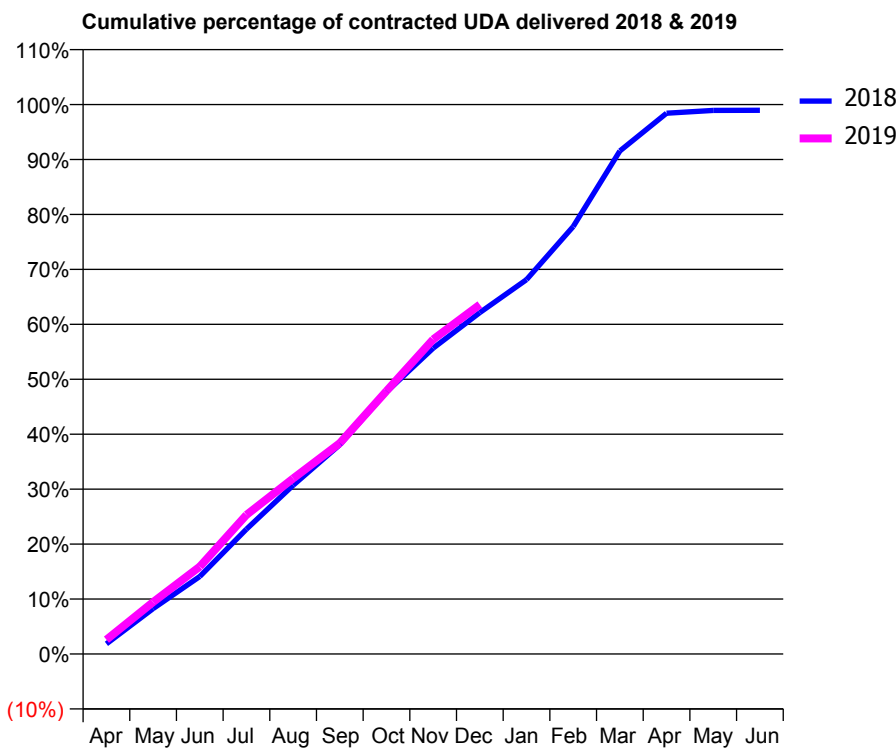
18/19 Contracted general activity (UDA)	24,013
Carry forward general activity (UDA)	253
18/19 Contracted orthodontic activity (UOA)	0
Carry forward orthodontic activity (UOA)	0
Baseline contract value	£641,864.00

ACCESS*

Patients seen in 24 months	Total	Change since previous quarter
Quarter ending December 2017	7,835	
Quarter ending March 2018	7,891	→
Quarter ending June 2018	7,788	↓
Quarter ending September 2018	7,750	→
Quarter ending December 2018	7,744	→
Variance since December 2017	(1.2%)	↓



ACTIVITY



Month	Adjusted Scheduled Activity (UDA)	
	2018	2019
April	446	629
May	1,984	2,269
June	3,390	3,817
July	5,459	6,083
August	7,375	7,670
September	9,149	9,214
October	11,452	11,493
November	13,365	13,751
December	14,919	15,272
January	16,360	
February	18,677	
March	21,984	
April	23,630	
May	23,756	
June	23,760	

QUALITY

	Quantity	Base Number	Contract	AT	Region	England
% of FP17s for the same patient ID Re-attending within 3 months - Children	100	1,867	5.4%	9.5%	11.3%	11.8%
% of FP17s for the same patient ID Re-attending within 3 months - Adults	746	6,370	11.7%	15.0%	15.3%	15.6%
% of FP17s for the same patient ID Re-attending between 3 & 9 months - Children	1,202	1,867	64.4%	59.9%	61.1%	58.8%
% of FP17s for the same patient ID Re-attending between 3 & 9 months - Adults	3,934	6,370	61.8%	51.5%	52.4%	51.0%
% of FP17s for Band 1 Urgent Courses	482	7,711	6.3%	9.4%	9.5%	9.0%
% of FP17s Relating to Free Repair or Replacements	57	7,711	0.7%	0.5%	0.7%	0.8%
% of FP17s Relating to Continuations	115	7,711	1.5%	0.8%	0.8%	0.9%
% of Patients satisfied with the dentistry they have received	5	7	N/A	92.5%	93.1%	93.2%
% of Patients satisfied with the time they had to wait for an appointment	5	7	N/A	88.5%	87.8%	88.3%

* This is based on patients treated on this contract for their most recent course of treatment. Figures in italics indicate the base number of FP17s or Patient Questionnaire responses are less than 100. N/A is shown where the base number of responses is less than 10 during the period. % is calculated as Quantity/Base number*100

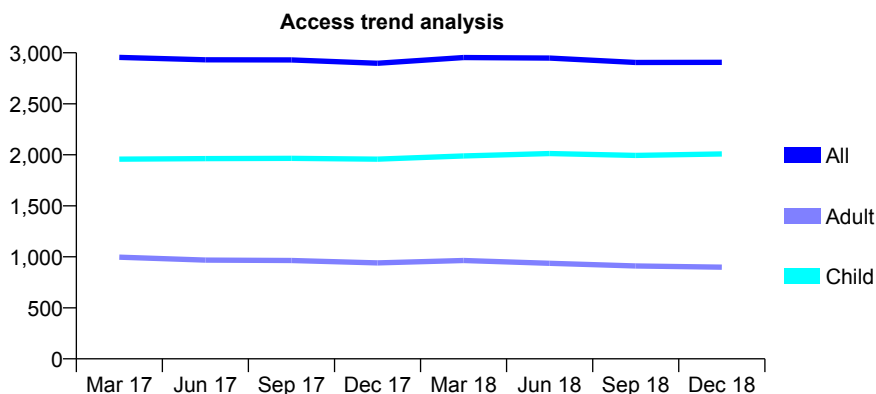
Q68 - Vital Signs At a Glance Contract Report for 355046/0001 - December 2018

Name or company name	Mr MA Crowley and Mr AW Smith
Contract type name	GDS Contract
Purpose of contract	General
Contract start date	01/04/2006
Contract end date	

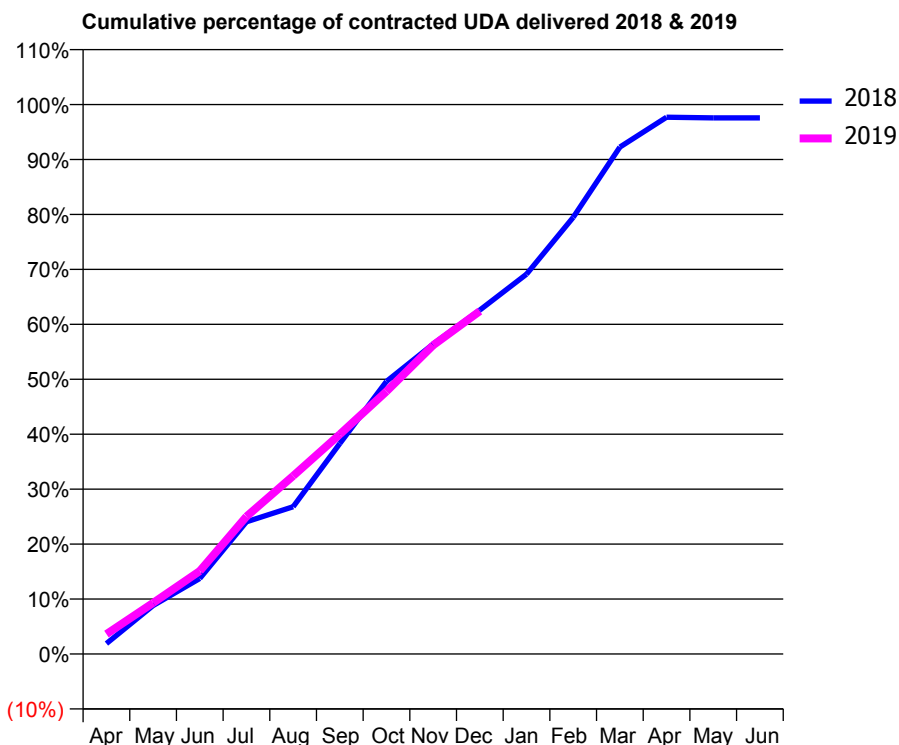
18/19 Contracted general activity (UDA)	7,028
Carry forward general activity (UDA)	171
18/19 Contracted orthodontic activity (UOA)	0
Carry forward orthodontic activity (UOA)	0
Baseline contract value	£180,289.26

ACCESS*

Patients seen in 24 months	Total	Change since previous quarter
Quarter ending December 2017	2,898	
Quarter ending March 2018	2,953	→
Quarter ending June 2018	2,948	→
Quarter ending September 2018	2,905	↓
Quarter ending December 2018	2,907	→
Variance since December 2017	0.3%	→



ACTIVITY



Month	Adjusted Scheduled Activity (UDA)	
	2018	2019
April	134	255
May	620	655
June	967	1,062
July	1,690	1,758
August	1,884	2,278
September	2,692	2,811
October	3,487	3,360
November	3,964	3,949
December	4,400	4,385
January	4,857	
February	5,585	
March	6,484	
April	6,866	
May	6,856	
June	6,856	

QUALITY

	Quantity	Base Number	Contract	AT	Region	England
% of FP17s for the same patient ID Re-attending within 3 months - Children	129	2,258	5.7%	9.5%	11.3%	11.8%
% of FP17s for the same patient ID Re-attending within 3 months - Adults	101	678	14.9%	15.0%	15.3%	15.6%
% of FP17s for the same patient ID Re-attending between 3 & 9 months - Children	1,370	2,258	60.7%	59.9%	61.1%	58.8%
% of FP17s for the same patient ID Re-attending between 3 & 9 months - Adults	334	678	49.3%	51.5%	52.4%	51.0%
% of FP17s for Band 1 Urgent Courses	140	2,752	5.1%	9.4%	9.5%	9.0%
% of FP17s Relating to Free Repair or Replacements	1	2,752	0.0%	0.5%	0.7%	0.8%
% of FP17s Relating to Continuations	1	2,752	0.0%	0.8%	0.8%	0.9%
% of Patients satisfied with the dentistry they have received	0	0	N/A	92.5%	93.1%	93.2%
% of Patients satisfied with the time they had to wait for an appointment	0	0	N/A	88.5%	87.8%	88.3%

* This is based on patients treated on this contract for their most recent course of treatment. Figures in italics indicate the base number of FP17s or Patient Questionnaire responses are less than 100. N/A is shown where the base number of responses is less than 10 during the period. % is calculated as Quantity/Base number*100

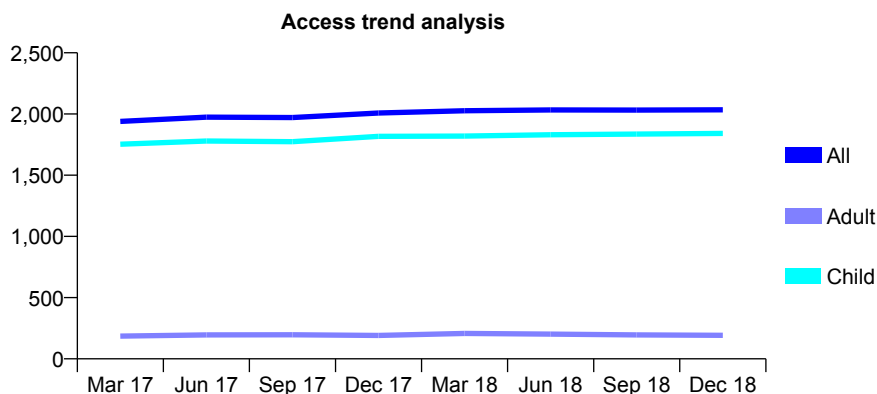
Q68 - Vital Signs At a Glance Contract Report for 355410/0001 - December 2018

Name or company name	MR C AMIN
Contract type name	GDS Contract
Purpose of contract	General
Contract start date	01/04/2012
Contract end date	

18/19 Contracted general activity (UDA)	3,800
Carry forward general activity (UDA)	0
18/19 Contracted orthodontic activity (UOA)	0
Carry forward orthodontic activity (UOA)	0
Baseline contract value	£102,882.55

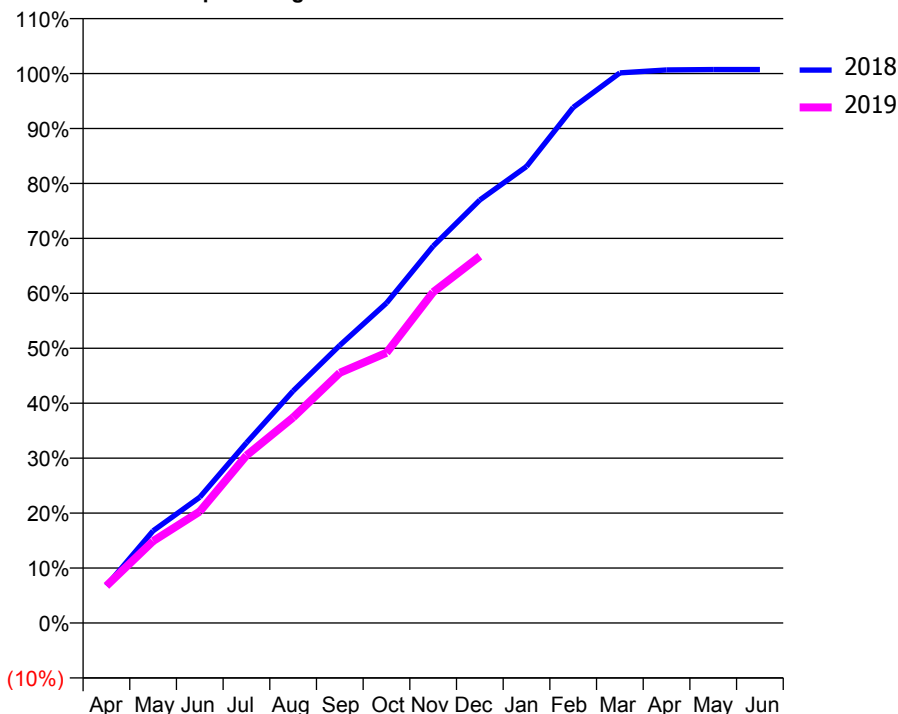
ACCESS*

Patients seen in 24 months	Total	Change since previous quarter
Quarter ending December 2017	2,008	
Quarter ending March 2018	2,027	→
Quarter ending June 2018	2,033	→
Quarter ending September 2018	2,032	→
Quarter ending December 2018	2,034	→
Variance since December 2017	1.3%	→



ACTIVITY

Cumulative percentage of contracted UDA delivered 2018 & 2019



Month	Adjusted Scheduled Activity (UDA)	
	2018	2019
April	258	257
May	638	566
June	870	771
July	1,246	1,159
August	1,605	1,422
September	1,921	1,731
October	2,212	1,868
November	2,606	2,289
December	2,925	2,536
January	3,157	
February	3,565	
March	3,804	
April	3,824	
May	3,827	
June	3,827	

QUALITY

	Quantity	Base Number	Contract	AT	Region	England
% of FP17s for the same patient ID Re-attending within 3 months - Children	103	1,636	6.3%	9.5%	11.3%	11.8%
% of FP17s for the same patient ID Re-attending within 3 months - Adults	7	57	12.3%	15.0%	15.3%	15.6%
% of FP17s for the same patient ID Re-attending between 3 & 9 months - Children	817	1,636	49.9%	59.9%	61.1%	58.8%
% of FP17s for the same patient ID Re-attending between 3 & 9 months - Adults	22	57	38.6%	51.5%	52.4%	51.0%
% of FP17s for Band 1 Urgent Courses	50	1,683	3.0%	9.4%	9.5%	9.0%
% of FP17s Relating to Free Repair or Replacements	3	1,683	0.2%	0.5%	0.7%	0.8%
% of FP17s Relating to Continuations	4	1,683	0.2%	0.8%	0.8%	0.9%
% of Patients satisfied with the dentistry they have received	0	0	N/A	92.5%	93.1%	93.2%
% of Patients satisfied with the time they had to wait for an appointment	0	0	N/A	88.5%	87.8%	88.3%

* This is based on patients treated on this contract for their most recent course of treatment. Figures in italics indicate the base number of FP17s or Patient Questionnaire responses are less than 100. N/A is shown where the base number of responses is less than 10 during the period. % is calculated as Quantity/Base number*100

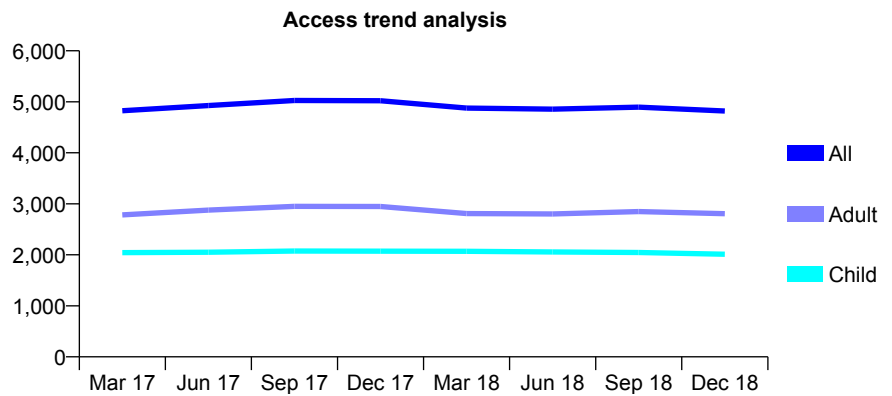
Q68 - Vital Signs At a Glance Contract Report for 355569/0003 - December 2018

Name or company name	Maycroft Dental Care Centre Partnership
Contract type name	GDS Contract
Purpose of contract	General
Contract start date	02/07/2012
Contract end date	

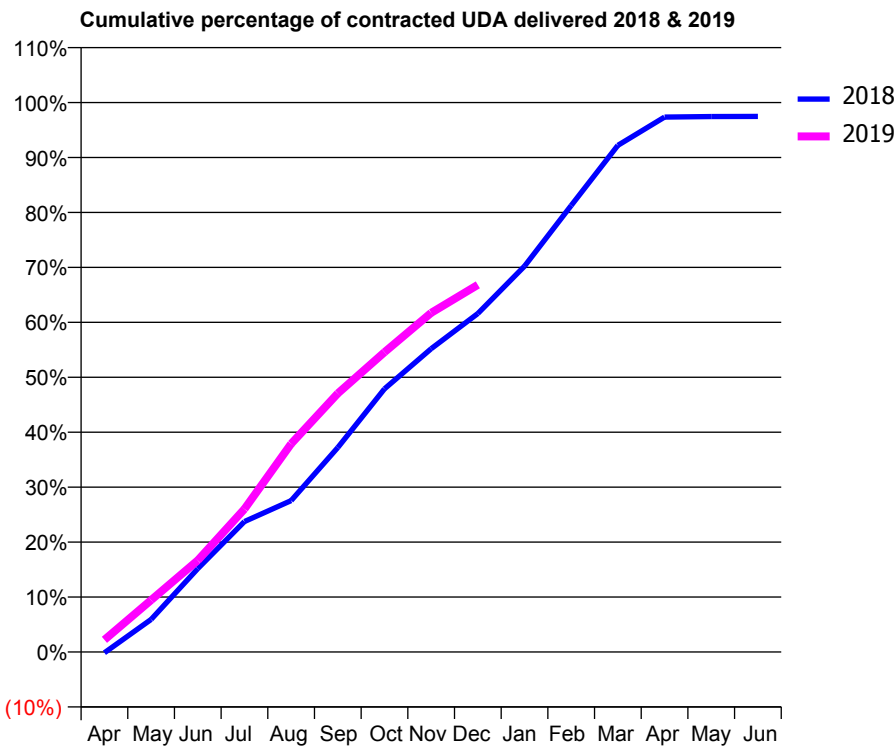
18/19 Contracted general activity (UDA)	11,500
Carry forward general activity (UDA)	290
18/19 Contracted orthodontic activity (UOA)	0
Carry forward orthodontic activity (UOA)	0
Baseline contract value	£394,183.05

ACCESS*

Patients seen in 24 months	Total	Change since previous quarter
Quarter ending December 2017	5,022	
Quarter ending March 2018	4,878	↓
Quarter ending June 2018	4,855	→
Quarter ending September 2018	4,895	→
Quarter ending December 2018	4,820	↓
Variance since December 2017	(4.0%)	↓



ACTIVITY



Adjusted Scheduled Activity (UDA)		
Month	2018	2019
April	-18	255
May	681	1,087
June	1,745	1,919
July	2,729	2,992
August	3,169	4,357
September	4,280	5,414
October	5,507	6,274
November	6,346	7,098
December	7,083	7,685
January	8,076	
February	9,344	
March	10,602	
April	11,194	
May	11,207	
June	11,210	

QUALITY

	Quantity	Base Number	Contract	AT	Region	England
% of FP17s for the same patient ID Re-attending within 3 months - Children	113	2,050	5.5%	9.5%	11.3%	11.8%
% of FP17s for the same patient ID Re-attending within 3 months - Adults	392	2,530	15.5%	15.0%	15.3%	15.6%
% of FP17s for the same patient ID Re-attending between 3 & 9 months - Children	1,170	2,050	57.1%	59.9%	61.1%	58.8%
% of FP17s for the same patient ID Re-attending between 3 & 9 months - Adults	1,213	2,530	47.9%	51.5%	52.4%	51.0%
% of FP17s for Band 1 Urgent Courses	380	4,320	8.8%	9.4%	9.5%	9.0%
% of FP17s Relating to Free Repair or Replacements	10	4,320	0.2%	0.5%	0.7%	0.8%
% of FP17s Relating to Continuations	14	4,320	0.3%	0.8%	0.8%	0.9%
% of Patients satisfied with the dentistry they have received	1	1	N/A	92.5%	93.1%	93.2%
% of Patients satisfied with the time they had to wait for an appointment	1	1	N/A	88.5%	87.8%	88.3%

* This is based on patients treated on this contract for their most recent course of treatment. Figures in italics indicate the base number of FP17s or Patient Questionnaire responses are less than 100. N/A is shown where the base number of responses is less than 10 during the period. % is calculated as Quantity/Base number*100

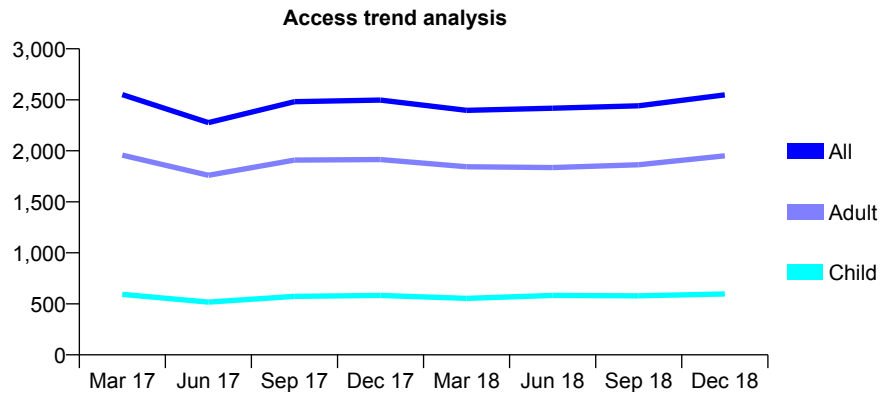
Q68 - Vital Signs At a Glance Contract Report for 359270/0022 - December 2018

Name or company name	Dr Amit Rai & Dr Ali Reza Roxar
Contract type name	GDS Contract
Purpose of contract	General
Contract start date	01/02/2013
Contract end date	

18/19 Contracted general activity (UDA)	8,710
Carry forward general activity (UDA)	0
18/19 Contracted orthodontic activity (UOA)	0
Carry forward orthodontic activity (UOA)	0
Baseline contract value	£226,234.06

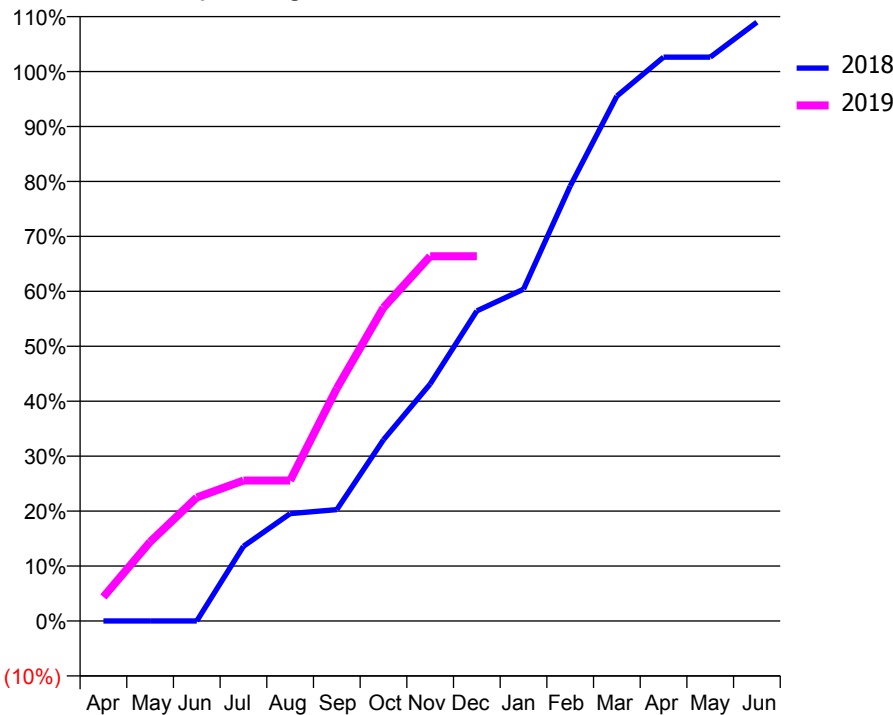
ACCESS*

Patients seen in 24 months	Total	Change since previous quarter
Quarter ending December 2017	2,497	
Quarter ending March 2018	2,397	↓
Quarter ending June 2018	2,418	→
Quarter ending September 2018	2,441	→
Quarter ending December 2018	2,548	↑
Variance since December 2017	2.0%	↑



ACTIVITY

Cumulative percentage of contracted UDA delivered 2018 & 2019



Month	Adjusted Scheduled Activity (UDA)	
	2018	2019
April	0	382
May	0	1,254
June	0	1,958
July	734	2,227
August	1,056	2,227
September	1,095	3,688
October	1,782	4,968
November	2,329	5,782
December	3,047	5,782
January	3,261	
February	4,274	
March	5,158	
April	5,541	
May	5,541	
June	5,885	

QUALITY

	Quantity	Base Number	Contract	AT	Region	England
% of FP17s for the same patient ID Re-attending within 3 months - Children	35	531	6.6%	9.5%	11.3%	11.8%
% of FP17s for the same patient ID Re-attending within 3 months - Adults	251	1,673	15.0%	15.0%	15.3%	15.6%
% of FP17s for the same patient ID Re-attending between 3 & 9 months - Children	282	531	53.1%	59.9%	61.1%	58.8%
% of FP17s for the same patient ID Re-attending between 3 & 9 months - Adults	724	1,673	43.3%	51.5%	52.4%	51.0%
% of FP17s for Band 1 Urgent Courses	123	2,037	6.0%	9.4%	9.5%	9.0%
% of FP17s Relating to Free Repair or Replacements	1	2,037	0.0%	0.5%	0.7%	0.8%
% of FP17s Relating to Continuations	76	2,037	3.7%	0.8%	0.8%	0.9%
% of Patients satisfied with the dentistry they have received	3	3	N/A	92.5%	93.1%	93.2%
% of Patients satisfied with the time they had to wait for an appointment	3	3	N/A	88.5%	87.8%	88.3%

* This is based on patients treated on this contract for their most recent course of treatment. Figures in italics indicate the base number of FP17s or Patient Questionnaire responses are less than 100. N/A is shown where the base number of responses is less than 10 during the period. % is calculated as Quantity/Base number*100

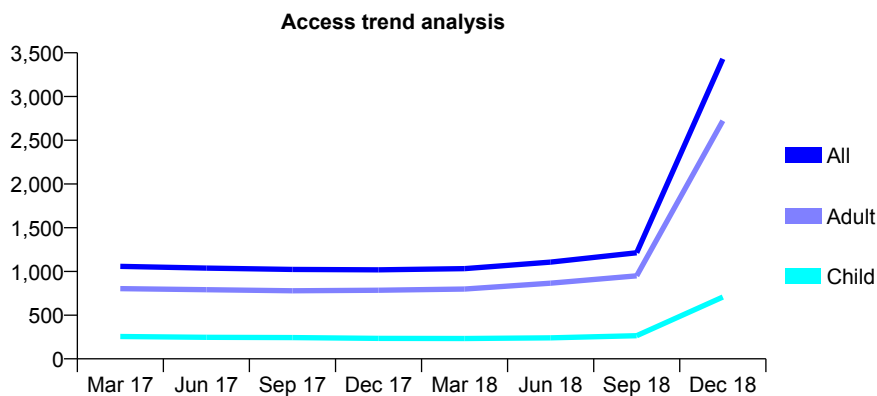
Q68 - Vital Signs At a Glance Contract Report for 359408/0001 - December 2018

Name or company name	Dene Lodge Partnership
Contract type name	GDS Contract
Purpose of contract	General
Contract start date	01/04/2006
Contract end date	

18/19 Contracted general activity (UDA)	12,147
Carry forward general activity (UDA)	0
18/19 Contracted orthodontic activity (UOA)	0
Carry forward orthodontic activity (UOA)	0
Baseline contract value	£295,073.95

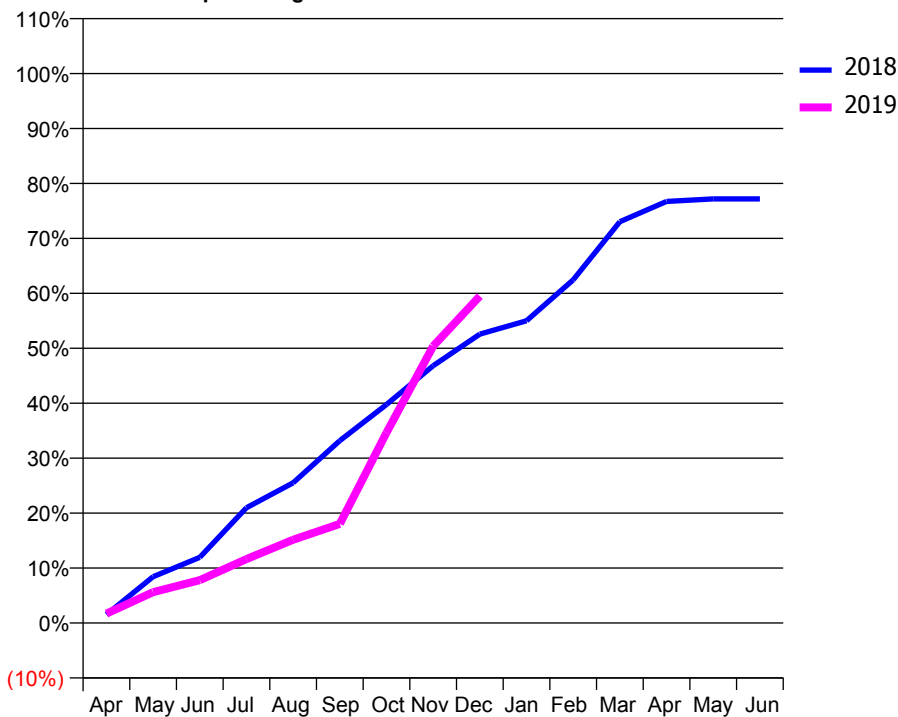
ACCESS*

Patients seen in 24 months	Total	Change since previous quarter
Quarter ending December 2017	1,018	
Quarter ending March 2018	1,031	→
Quarter ending June 2018	1,106	↑
Quarter ending September 2018	1,213	↑
Quarter ending December 2018	3,430	↑
Variance since December 2017	236.9%	↑



ACTIVITY

Cumulative percentage of contracted UDA delivered 2018 & 2019



Month	Adjusted Scheduled Activity (UDA)	
	2018	2019
April	71	209
May	386	682
June	547	947
July	961	1,413
August	1,168	1,840
September	1,520	2,192
October	1,821	4,209
November	2,144	6,121
December	2,408	7,226
January	2,519	
February	2,860	
March	3,344	
April	3,513	
May	3,534	
June	3,534	

QUALITY

	Quantity	Base Number	Contract	AT	Region	England
% of FP17s for the same patient ID Re-attending within 3 months - Children	28	748	3.7%	9.5%	11.3%	11.8%
% of FP17s for the same patient ID Re-attending within 3 months - Adults	277	3,100	8.9%	15.0%	15.3%	15.6%
% of FP17s for the same patient ID Re-attending between 3 & 9 months - Children	218	748	29.1%	59.9%	61.1%	58.8%
% of FP17s for the same patient ID Re-attending between 3 & 9 months - Adults	798	3,100	25.7%	51.5%	52.4%	51.0%
% of FP17s for Band 1 Urgent Courses	170	3,770	4.5%	9.4%	9.5%	9.0%
% of FP17s Relating to Free Repair or Replacements	8	3,770	0.2%	0.5%	0.7%	0.8%
% of FP17s Relating to Continuations	55	3,770	1.5%	0.8%	0.8%	0.9%
% of Patients satisfied with the dentistry they have received	1	1	N/A	92.5%	93.1%	93.2%
% of Patients satisfied with the time they had to wait for an appointment	1	1	N/A	88.5%	87.8%	88.3%

* This is based on patients treated on this contract for their most recent course of treatment. Figures in italics indicate the base number of FP17s or Patient Questionnaire responses are less than 100. N/A is shown where the base number of responses is less than 10 during the period. % is calculated as Quantity/Base number*100

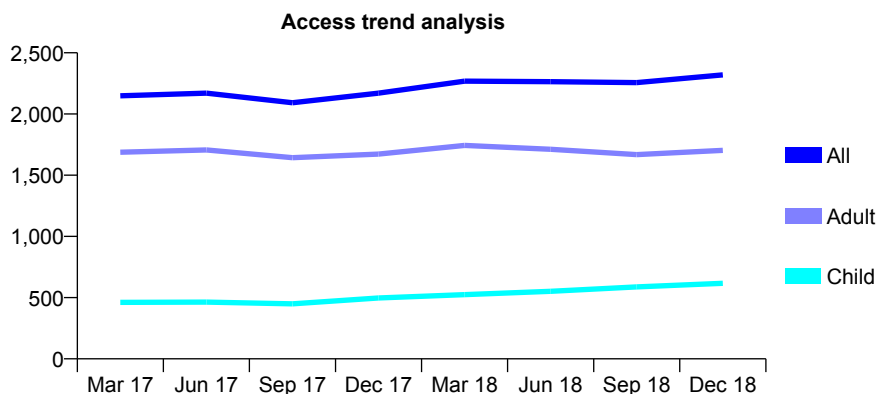
Q68 - Vital Signs At a Glance Contract Report for 363863/0001 - December 2018

Name or company name	MR G BILLIS
Contract type name	GDS Contract
Purpose of contract	General
Contract start date	01/07/2015
Contract end date	

18/19 Contracted general activity (UDA)	6,000
Carry forward general activity (UDA)	0
18/19 Contracted orthodontic activity (UOA)	0
Carry forward orthodontic activity (UOA)	0
Baseline contract value	£149,508.10

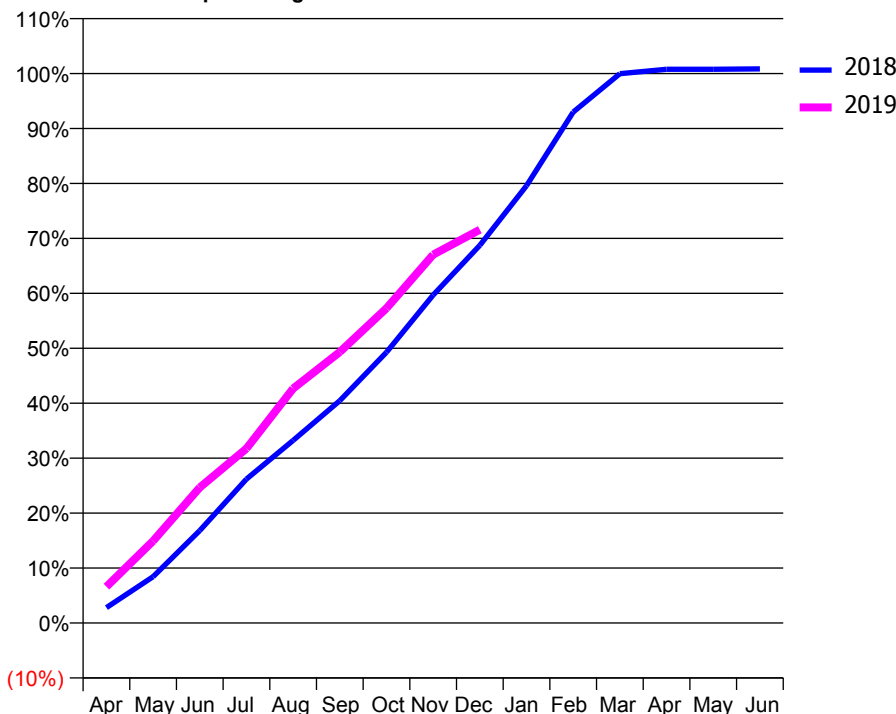
ACCESS*

Patients seen in 24 months	Total	Change since previous quarter
Quarter ending December 2017	2,170	
Quarter ending March 2018	2,269	↑
Quarter ending June 2018	2,264	→
Quarter ending September 2018	2,256	→
Quarter ending December 2018	2,320	↑
Variance since December 2017	6.9%	↑



ACTIVITY

Cumulative percentage of contracted UDA delivered 2018 & 2019



Month	Adjusted Scheduled Activity (UDA)	
	2018	2019
April	168	397
May	506	897
June	1,010	1,481
July	1,572	1,905
August	1,994	2,560
September	2,427	2,960
October	2,956	3,438
November	3,580	4,023
December	4,125	4,294
January	4,775	
February	5,579	
March	5,998	
April	6,045	
May	6,047	
June	6,051	

QUALITY

	Quantity	Base Number	Contract	AT	Region	England
% of FP17s for the same patient ID Re-attending within 3 months - Children	34	647	5.3%	9.5%	11.3%	11.8%
% of FP17s for the same patient ID Re-attending within 3 months - Adults	198	1,670	11.9%	15.0%	15.3%	15.6%
% of FP17s for the same patient ID Re-attending between 3 & 9 months - Children	379	647	58.6%	59.9%	61.1%	58.8%
% of FP17s for the same patient ID Re-attending between 3 & 9 months - Adults	1,010	1,670	60.5%	51.5%	52.4%	51.0%
% of FP17s for Band 1 Urgent Courses	186	2,287	8.1%	9.4%	9.5%	9.0%
% of FP17s Relating to Free Repair or Replacements	9	2,287	0.4%	0.5%	0.7%	0.8%
% of FP17s Relating to Continuations	2	2,287	0.1%	0.8%	0.8%	0.9%
% of Patients satisfied with the dentistry they have received	2	3	N/A	92.5%	93.1%	93.2%
% of Patients satisfied with the time they had to wait for an appointment	3	3	N/A	88.5%	87.8%	88.3%

* This is based on patients treated on this contract for their most recent course of treatment. Figures in italics indicate the base number of FP17s or Patient Questionnaire responses are less than 100. N/A is shown where the base number of responses is less than 10 during the period. % is calculated as Quantity/Base number*100

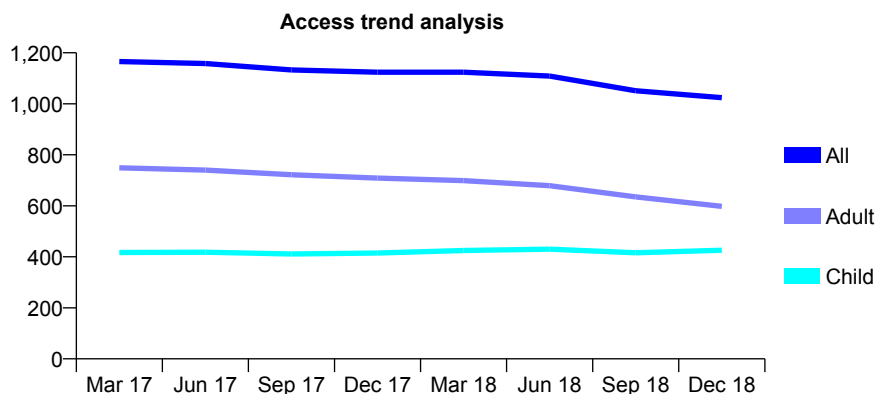
Q68 - Vital Signs At a Glance Contract Report for 368156/0001 - December 2018

Name or company name	MRS N SRINIVASAN
Contract type name	GDS Contract
Purpose of contract	General
Contract start date	01/07/2011
Contract end date	

18/19 Contracted general activity (UDA)	2,265
Carry forward general activity (UDA)	0
18/19 Contracted orthodontic activity (UOA)	0
Carry forward orthodontic activity (UOA)	0
Baseline contract value	£57,384.87

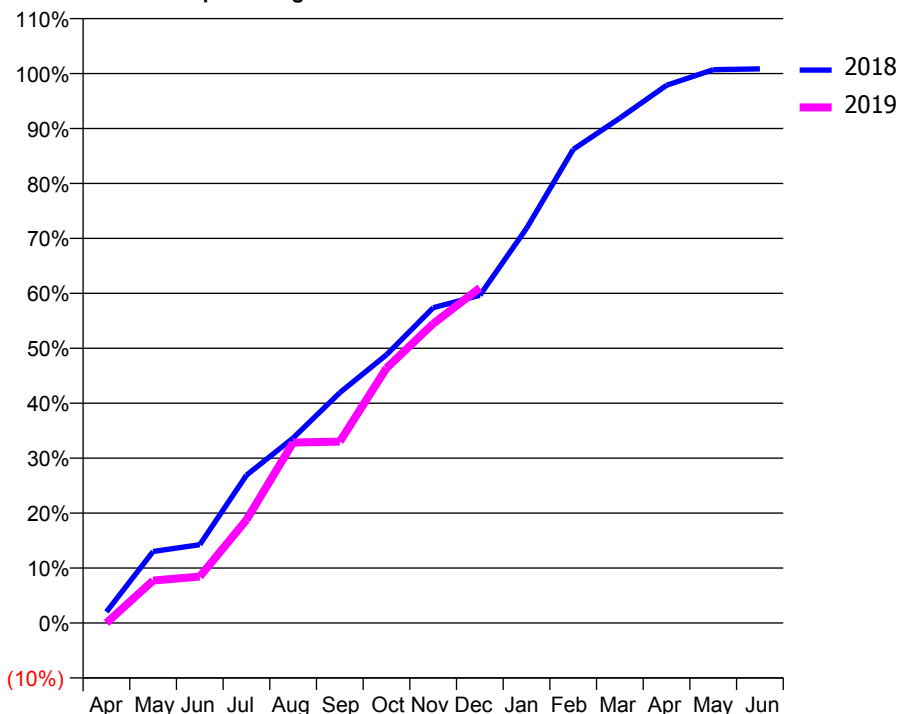
ACCESS*

Patients seen in 24 months	Total	Change since previous quarter
Quarter ending December 2017	1,124	
Quarter ending March 2018	1,124	→
Quarter ending June 2018	1,109	↓
Quarter ending September 2018	1,051	↓
Quarter ending December 2018	1,024	↓
Variance since December 2017	(8.9%)	↓



ACTIVITY

Cumulative percentage of contracted UDA delivered 2018 & 2019



Adjusted Scheduled Activity (UDA)

Month	2018	2019
April	46	0
May	295	175
June	323	192
July	609	425
August	763	744
September	950	748
October	1,105	1,051
November	1,300	1,234
December	1,351	1,382
January	1,627	
February	1,952	
March	2,081	
April	2,216	
May	2,281	
June	2,284	

QUALITY

	Quantity	Base Number	Contract	AT	Region	England
% of FP17s for the same patient ID Re-attending within 3 months - Children	26	485	5.4%	9.5%	11.3%	11.8%
% of FP17s for the same patient ID Re-attending within 3 months - Adults	84	567	14.8%	15.0%	15.3%	15.6%
% of FP17s for the same patient ID Re-attending between 3 & 9 months - Children	303	485	62.5%	59.9%	61.1%	58.8%
% of FP17s for the same patient ID Re-attending between 3 & 9 months - Adults	313	567	55.2%	51.5%	52.4%	51.0%
% of FP17s for Band 1 Urgent Courses	70	940	7.4%	9.4%	9.5%	9.0%
% of FP17s Relating to Free Repair or Replacements	3	940	0.3%	0.5%	0.7%	0.8%
% of FP17s Relating to Continuations	2	940	0.2%	0.8%	0.8%	0.9%
% of Patients satisfied with the dentistry they have received	0	0	N/A	92.5%	93.1%	93.2%
% of Patients satisfied with the time they had to wait for an appointment	0	0	N/A	88.5%	87.8%	88.3%

* This is based on patients treated on this contract for their most recent course of treatment. Figures in italics indicate the base number of FP17s or Patient Questionnaire responses are less than 100. N/A is shown where the base number of responses is less than 10 during the period. % is calculated as Quantity/Base number*100

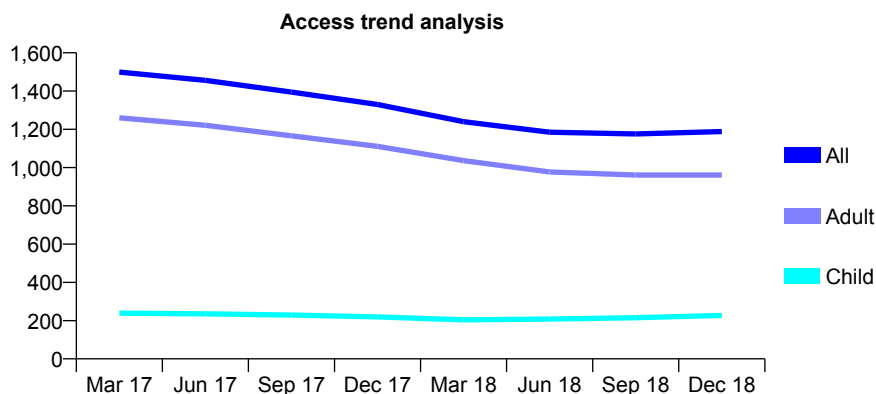
Q68 - Vital Signs At a Glance Contract Report for 389382/0002 - December 2018

Name or company name	MR MB FAHAMI
Contract type name	GDS Contract
Purpose of contract	General
Contract start date	05/07/2006
Contract end date	

18/19 Contracted general activity (UDA)	4,100
Carry forward general activity (UDA)	0
18/19 Contracted orthodontic activity (UOA)	0
Carry forward orthodontic activity (UOA)	0
Baseline contract value	£145,025.20

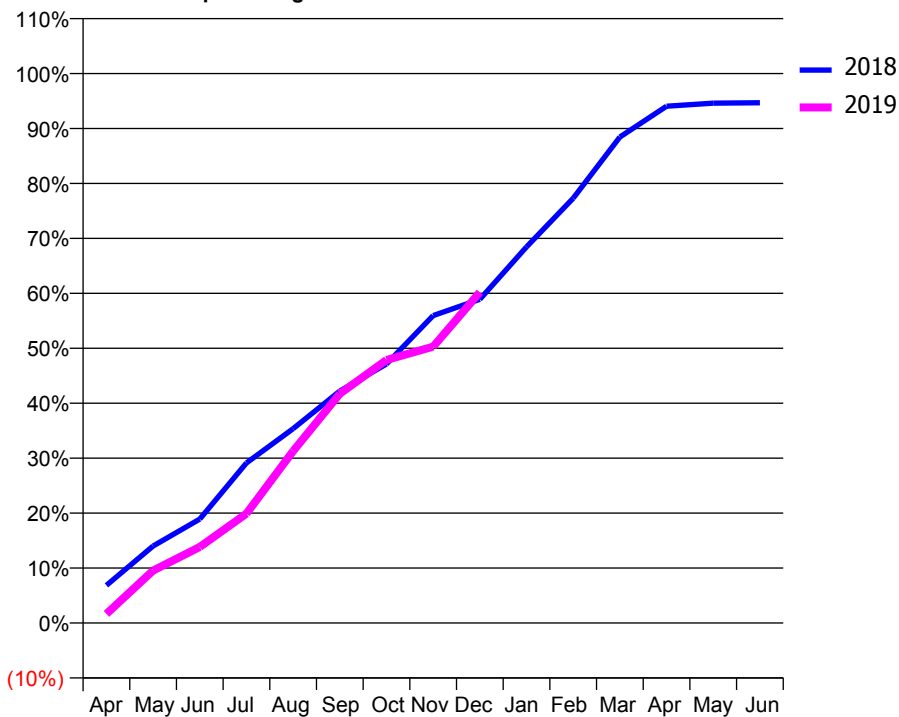
ACCESS*

Patients seen in 24 months	Total	Change since previous quarter
Quarter ending December 2017	1,330	
Quarter ending March 2018	1,240	↓
Quarter ending June 2018	1,185	↓
Quarter ending September 2018	1,176	→
Quarter ending December 2018	1,188	→
Variance since December 2017	(10.7%)	↓



ACTIVITY

Cumulative percentage of contracted UDA delivered 2018 & 2019



Month	Adjusted Scheduled Activity (UDA)	
	2018	2019
April	281	68
May	575	391
June	775	567
July	1,194	816
August	1,451	1,283
September	1,731	1,711
October	1,933	1,962
November	2,294	2,062
December	2,415	2,468
January	2,806	
February	3,170	
March	3,626	
April	3,856	
May	3,879	
June	3,882	

QUALITY

	Quantity	Base Number	Contract	AT	Region	England
% of FP17s for the same patient ID Re-attending within 3 months - Children	11	274	4.0%	9.5%	11.3%	11.8%
% of FP17s for the same patient ID Re-attending within 3 months - Adults	171	991	17.3%	15.0%	15.3%	15.6%
% of FP17s for the same patient ID Re-attending between 3 & 9 months - Children	142	274	51.8%	59.9%	61.1%	58.8%
% of FP17s for the same patient ID Re-attending between 3 & 9 months - Adults	403	991	40.7%	51.5%	52.4%	51.0%
% of FP17s for Band 1 Urgent Courses	149	1,195	12.5%	9.4%	9.5%	9.0%
% of FP17s Relating to Free Repair or Replacements	0	1,195	0.0%	0.5%	0.7%	0.8%
% of FP17s Relating to Continuations	0	1,195	0.0%	0.8%	0.8%	0.9%
% of Patients satisfied with the dentistry they have received	0	0	N/A	92.5%	93.1%	93.2%
% of Patients satisfied with the time they had to wait for an appointment	0	0	N/A	88.5%	87.8%	88.3%

* This is based on patients treated on this contract for their most recent course of treatment. Figures in italics indicate the base number of FP17s or Patient Questionnaire responses are less than 100. N/A is shown where the base number of responses is less than 10 during the period. % is calculated as Quantity/Base number*100

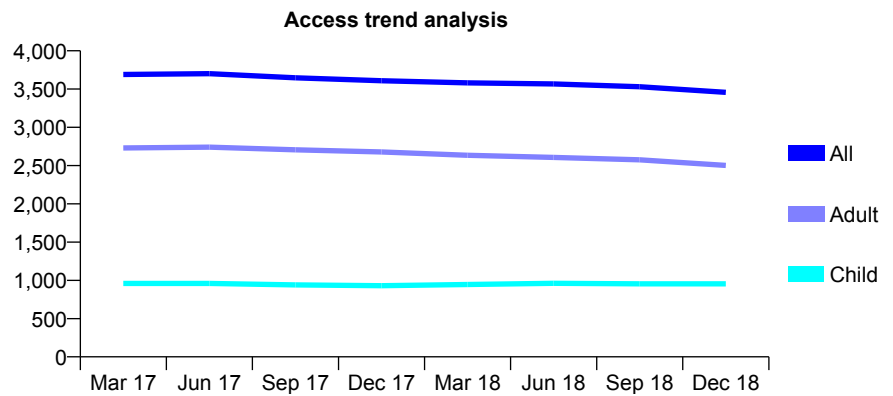
Q68 - Vital Signs At a Glance Contract Report for 396710/0001 - December 2018

Name or company name	Old Mill Dental Surgery
Contract type name	GDS Contract
Purpose of contract	General
Contract start date	01/04/2006
Contract end date	

18/19 Contracted general activity (UDA)	8,029
Carry forward general activity (UDA)	0
18/19 Contracted orthodontic activity (UOA)	0
Carry forward orthodontic activity (UOA)	0
Baseline contract value	£172,175.72

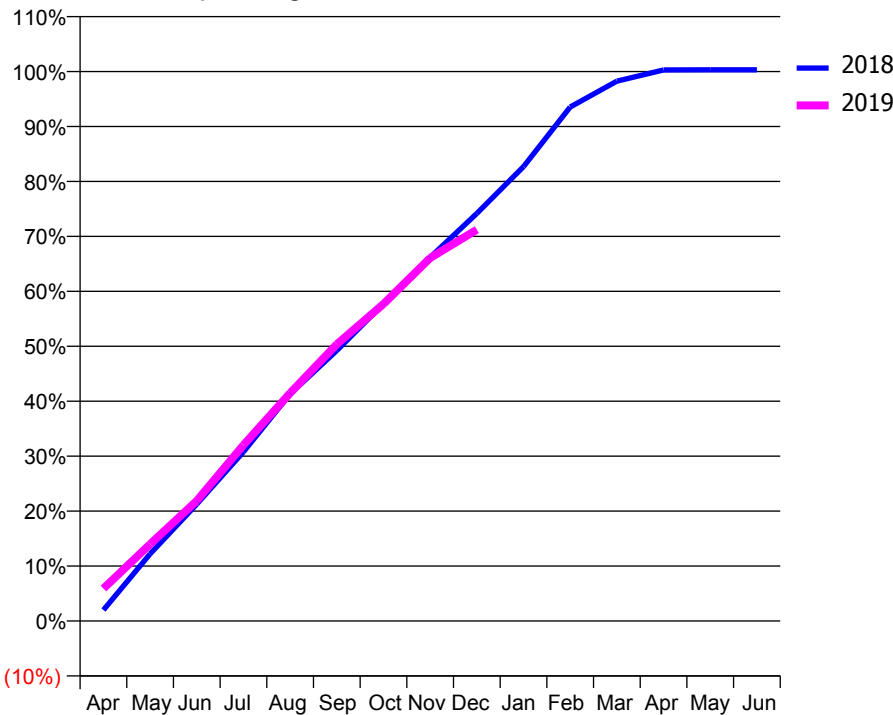
ACCESS*

Patients seen in 24 months	Total	Change since previous quarter
Quarter ending December 2017	3,608	
Quarter ending March 2018	3,580	→
Quarter ending June 2018	3,567	→
Quarter ending September 2018	3,531	↓
Quarter ending December 2018	3,457	↓
Variance since December 2017	(4.2%)	↓



ACTIVITY

Cumulative percentage of contracted UDA delivered 2018 & 2019



Month	Adjusted Scheduled Activity (UDA)	
	2018	2019
April	161	475
May	981	1,123
June	1,709	1,757
July	2,471	2,571
August	3,317	3,331
September	3,952	4,044
October	4,635	4,632
November	5,314	5,305
December	5,955	5,718
January	6,639	
February	7,510	
March	7,888	
April	8,051	
May	8,053	
June	8,054	

QUALITY

	Quantity	Base Number	Contract	AT	Region	England
% of FP17s for the same patient ID Re-attending within 3 months - Children	128	1,134	11.3%	9.5%	11.3%	11.8%
% of FP17s for the same patient ID Re-attending within 3 months - Adults	220	2,267	9.7%	15.0%	15.3%	15.6%
% of FP17s for the same patient ID Re-attending between 3 & 9 months - Children	574	1,134	50.6%	59.9%	61.1%	58.8%
% of FP17s for the same patient ID Re-attending between 3 & 9 months - Adults	906	2,267	40.0%	51.5%	52.4%	51.0%
% of FP17s for Band 1 Urgent Courses	207	3,303	6.3%	9.4%	9.5%	9.0%
% of FP17s Relating to Free Repair or Replacements	11	3,303	0.3%	0.5%	0.7%	0.8%
% of FP17s Relating to Continuations	4	3,303	0.1%	0.8%	0.8%	0.9%
% of Patients satisfied with the dentistry they have received	1	1	N/A	92.5%	93.1%	93.2%
% of Patients satisfied with the time they had to wait for an appointment	1	1	N/A	88.5%	87.8%	88.3%

* This is based on patients treated on this contract for their most recent course of treatment. Figures in italics indicate the base number of FP17s or Patient Questionnaire responses are less than 100. N/A is shown where the base number of responses is less than 10 during the period. % is calculated as Quantity/Base number*100

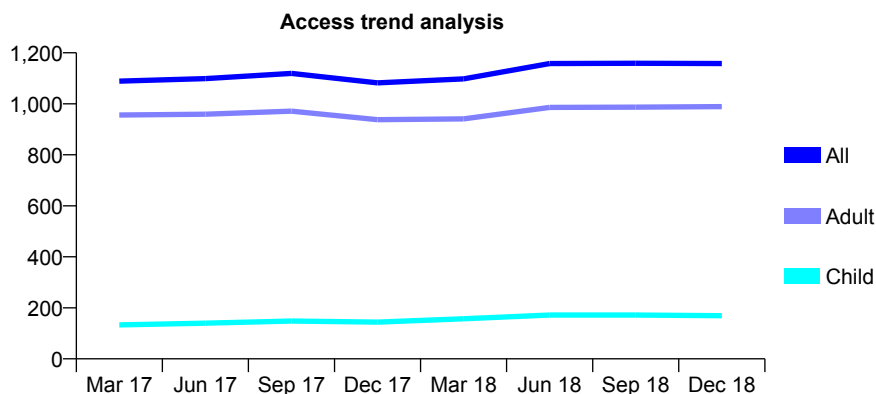
Q68 - Vital Signs At a Glance Contract Report for 398144/0002 - December 2018

Name or company name	MISS DR BECKER
Contract type name	GDS Contract
Purpose of contract	General
Contract start date	01/11/2015
Contract end date	

18/19 Contracted general activity (UDA)	4,156
Carry forward general activity (UDA)	0
18/19 Contracted orthodontic activity (UOA)	0
Carry forward orthodontic activity (UOA)	0
Baseline contract value	£116,745.41

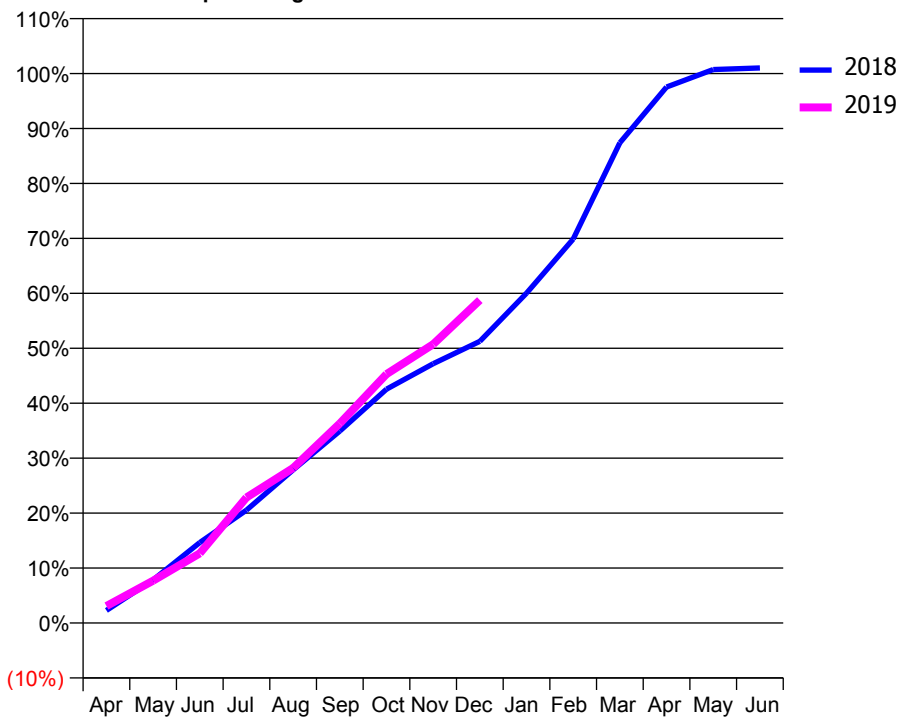
ACCESS*

Patients seen in 24 months	Total	Change since previous quarter
Quarter ending December 2017	1,082	
Quarter ending March 2018	1,098	→
Quarter ending June 2018	1,158	↑
Quarter ending September 2018	1,159	→
Quarter ending December 2018	1,158	→
Variance since December 2017	7.0%	↑



ACTIVITY

Cumulative percentage of contracted UDA delivered 2018 & 2019



Month	Adjusted Scheduled Activity (UDA)	
	2018	2019
April	95	128
May	326	321
June	609	527
July	854	949
August	1,158	1,172
September	1,452	1,509
October	1,769	1,882
November	1,961	2,108
December	2,131	2,442
January	2,494	
February	2,904	
March	3,632	
April	4,054	
May	4,186	
June	4,198	

QUALITY

	Quantity	Base Number	Contract	AT	Region	England
% of FP17s for the same patient ID Re-attending within 3 months - Children	13	207	6.3%	9.5%	11.3%	11.8%
% of FP17s for the same patient ID Re-attending within 3 months - Adults	110	1,245	8.8%	15.0%	15.3%	15.6%
% of FP17s for the same patient ID Re-attending between 3 & 9 months - Children	137	207	66.2%	59.9%	61.1%	58.8%
% of FP17s for the same patient ID Re-attending between 3 & 9 months - Adults	814	1,245	65.4%	51.5%	52.4%	51.0%
% of FP17s for Band 1 Urgent Courses	82	1,294	6.3%	9.4%	9.5%	9.0%
% of FP17s Relating to Free Repair or Replacements	4	1,294	0.3%	0.5%	0.7%	0.8%
% of FP17s Relating to Continuations	0	1,294	0.0%	0.8%	0.8%	0.9%
% of Patients satisfied with the dentistry they have received	0	0	N/A	92.5%	93.1%	93.2%
% of Patients satisfied with the time they had to wait for an appointment	0	0	N/A	88.5%	87.8%	88.3%

* This is based on patients treated on this contract for their most recent course of treatment. Figures in italics indicate the base number of FP17s or Patient Questionnaire responses are less than 100. N/A is shown where the base number of responses is less than 10 during the period. % is calculated as Quantity/Base number*100

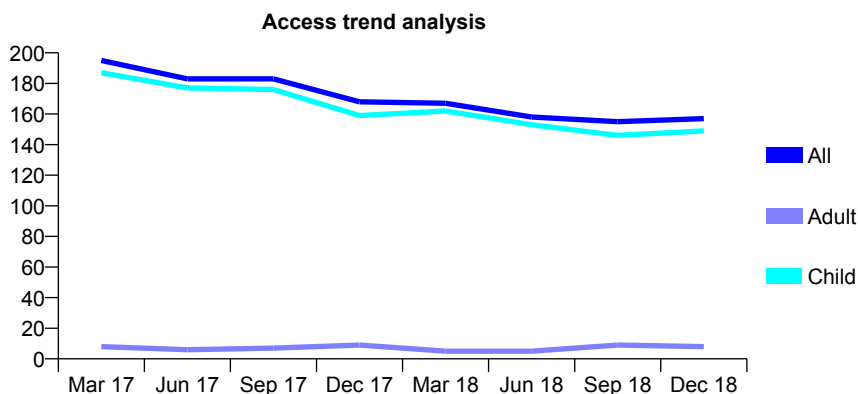
Q68 - Vital Signs At a Glance Contract Report for 557056/0002 - December 2018

Name or company name	MR S URDANG
Contract type name	GDS Contract
Purpose of contract	General
Contract start date	02/07/2008
Contract end date	

18/19 Contracted general activity (UDA)	111
Carry forward general activity (UDA)	0
18/19 Contracted orthodontic activity (UOA)	0
Carry forward orthodontic activity (UOA)	0
Baseline contract value	£2,572.77

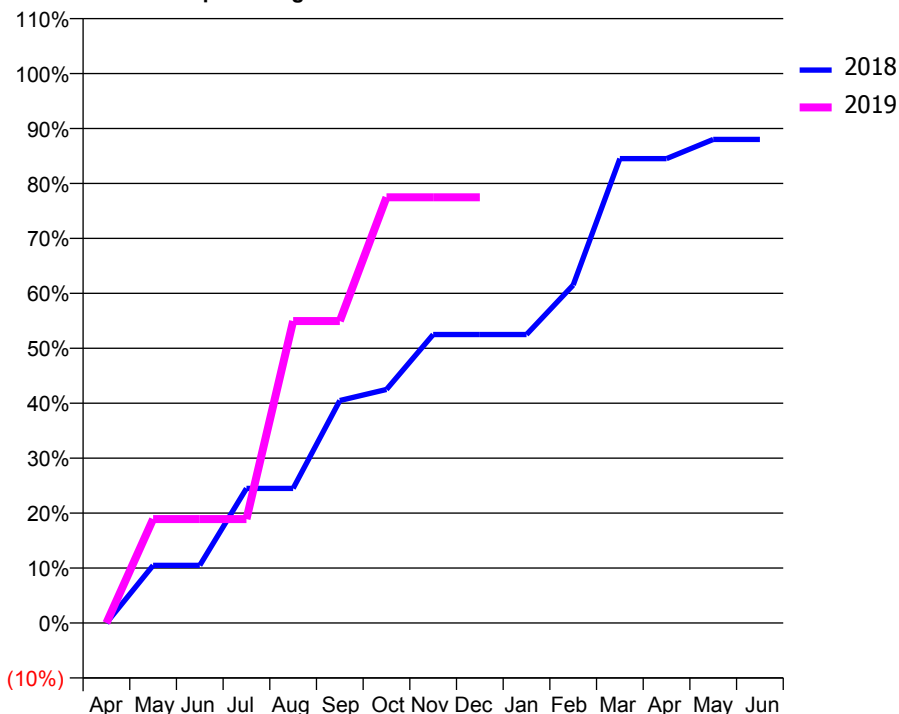
ACCESS*

Patients seen in 24 months	Total	Change since previous quarter
Quarter ending December 2017	168	
Quarter ending March 2018	167	→
Quarter ending June 2018	158	↓
Quarter ending September 2018	155	↓
Quarter ending December 2018	157	→
Variance since December 2017	(6.5%)	↓



ACTIVITY

Cumulative percentage of contracted UDA delivered 2018 & 2019



Month	Adjusted Scheduled Activity (UDA)	
	2018	2019
April	0	0
May	21	21
June	21	21
July	49	21
August	49	61
September	81	61
October	85	86
November	105	86
December	105	86
January	105	
February	123	
March	169	
April	169	
May	176	
June	176	

QUALITY

	Quantity	Base Number	Contract	AT	Region	England
% of FP17s for the same patient ID Re-attending within 3 months - Children	4	95	4.2%	9.5%	11.3%	11.8%
% of FP17s for the same patient ID Re-attending within 3 months - Adults	0	0	N/A	15.0%	15.3%	15.6%
% of FP17s for the same patient ID Re-attending between 3 & 9 months - Children	41	95	43.2%	59.9%	61.1%	58.8%
% of FP17s for the same patient ID Re-attending between 3 & 9 months - Adults	0	0	N/A	51.5%	52.4%	51.0%
% of FP17s for Band 1 Urgent Courses	0	88	0.0%	9.4%	9.5%	9.0%
% of FP17s Relating to Free Repair or Replacements	0	88	0.0%	0.5%	0.7%	0.8%
% of FP17s Relating to Continuations	0	88	0.0%	0.8%	0.8%	0.9%
% of Patients satisfied with the dentistry they have received	0	0	N/A	92.5%	93.1%	93.2%
% of Patients satisfied with the time they had to wait for an appointment	0	0	N/A	88.5%	87.8%	88.3%

* This is based on patients treated on this contract for their most recent course of treatment. Figures in italics indicate the base number of FP17s or Patient Questionnaire responses are less than 100. N/A is shown where the base number of responses is less than 10 during the period. % is calculated as Quantity/Base number*100

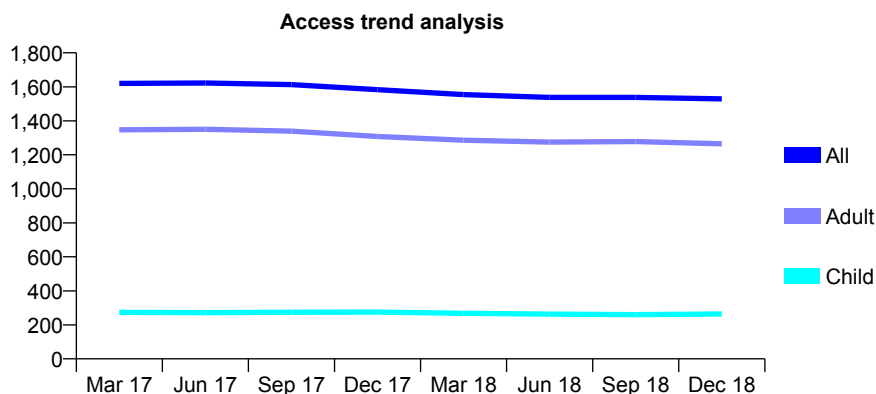
Q68 - Vital Signs At a Glance Contract Report for 558222/0005 - December 2018

Name or company name	MR NJ VAID
Contract type name	GDS Contract
Purpose of contract	General
Contract start date	01/04/2011
Contract end date	

18/19 Contracted general activity (UDA)	5,235
Carry forward general activity (UDA)	0
18/19 Contracted orthodontic activity (UOA)	0
Carry forward orthodontic activity (UOA)	0
Baseline contract value	£125,218.13

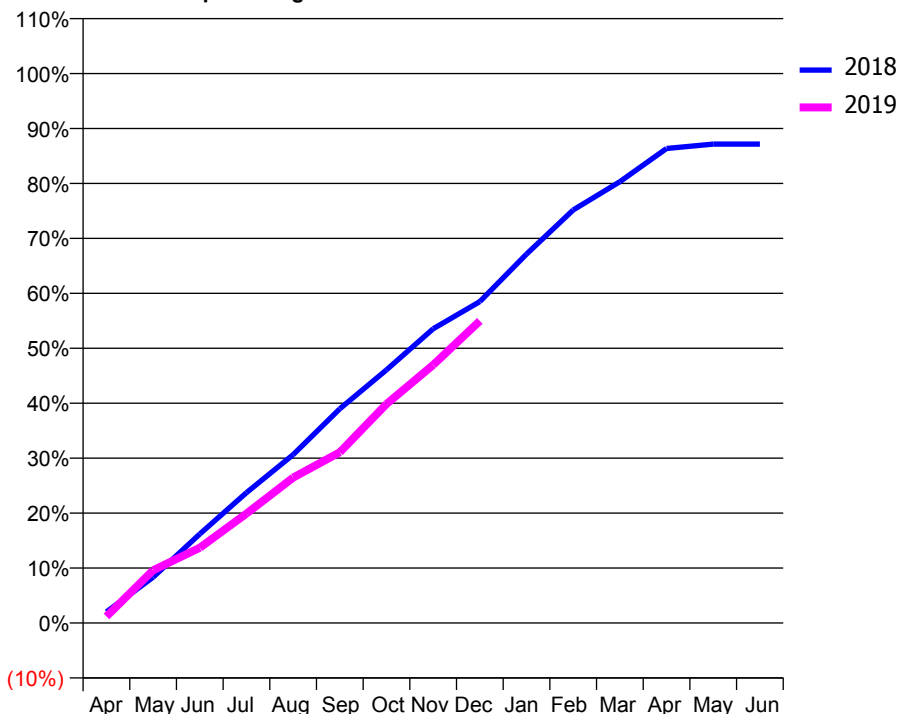
ACCESS*

Patients seen in 24 months	Total	Change since previous quarter
Quarter ending December 2017	1,583	
Quarter ending March 2018	1,554	↓
Quarter ending June 2018	1,538	↓
Quarter ending September 2018	1,538	→
Quarter ending December 2018	1,529	→
Variance since December 2017	(3.4%)	↓



ACTIVITY

Cumulative percentage of contracted UDA delivered 2018 & 2019



Month	Adjusted Scheduled Activity (UDA)	
	2018	2019
April	106	63
May	437	503
June	849	717
July	1,242	1,042
August	1,604	1,386
September	2,040	1,627
October	2,412	2,087
November	2,803	2,458
December	3,063	2,877
January	3,515	
February	3,936	
March	4,204	
April	4,521	
May	4,562	
June	4,562	

QUALITY

	Quantity	Base Number	Contract	AT	Region	England
% of FP17s for the same patient ID Re-attending within 3 months - Children	15	283	5.3%	9.5%	11.3%	11.8%
% of FP17s for the same patient ID Re-attending within 3 months - Adults	301	1,635	18.4%	15.0%	15.3%	15.6%
% of FP17s for the same patient ID Re-attending between 3 & 9 months - Children	174	283	61.5%	59.9%	61.1%	58.8%
% of FP17s for the same patient ID Re-attending between 3 & 9 months - Adults	1,005	1,635	61.5%	51.5%	52.4%	51.0%
% of FP17s for Band 1 Urgent Courses	169	1,713	9.9%	9.4%	9.5%	9.0%
% of FP17s Relating to Free Repair or Replacements	6	1,713	0.4%	0.5%	0.7%	0.8%
% of FP17s Relating to Continuations	37	1,713	2.2%	0.8%	0.8%	0.9%
% of Patients satisfied with the dentistry they have received	1	1	N/A	92.5%	93.1%	93.2%
% of Patients satisfied with the time they had to wait for an appointment	1	1	N/A	88.5%	87.8%	88.3%

* This is based on patients treated on this contract for their most recent course of treatment. Figures in italics indicate the base number of FP17s or Patient Questionnaire responses are less than 100. N/A is shown where the base number of responses is less than 10 during the period. % is calculated as Quantity/Base number*100

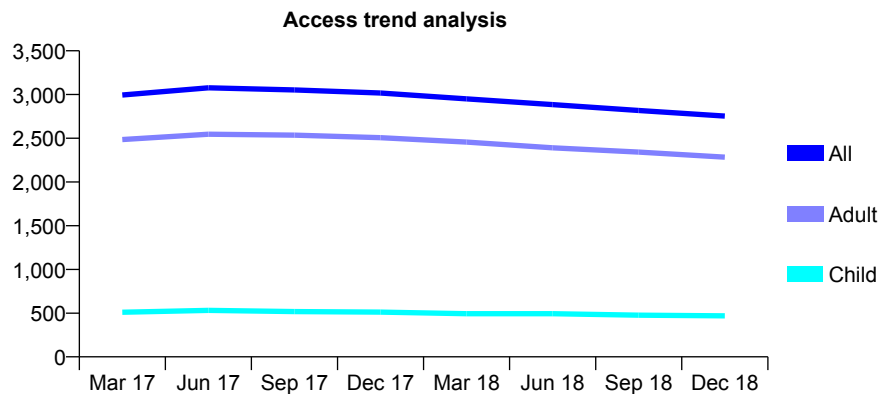
Q68 - Vital Signs At a Glance Contract Report for 558222/0006 - December 2018

Name or company name	MR NJ VAID
Contract type name	GDS Contract
Purpose of contract	General
Contract start date	01/04/2011
Contract end date	

18/19 Contracted general activity (UDA)	10,603
Carry forward general activity (UDA)	0
18/19 Contracted orthodontic activity (UOA)	0
Carry forward orthodontic activity (UOA)	0
Baseline contract value	£275,392.91

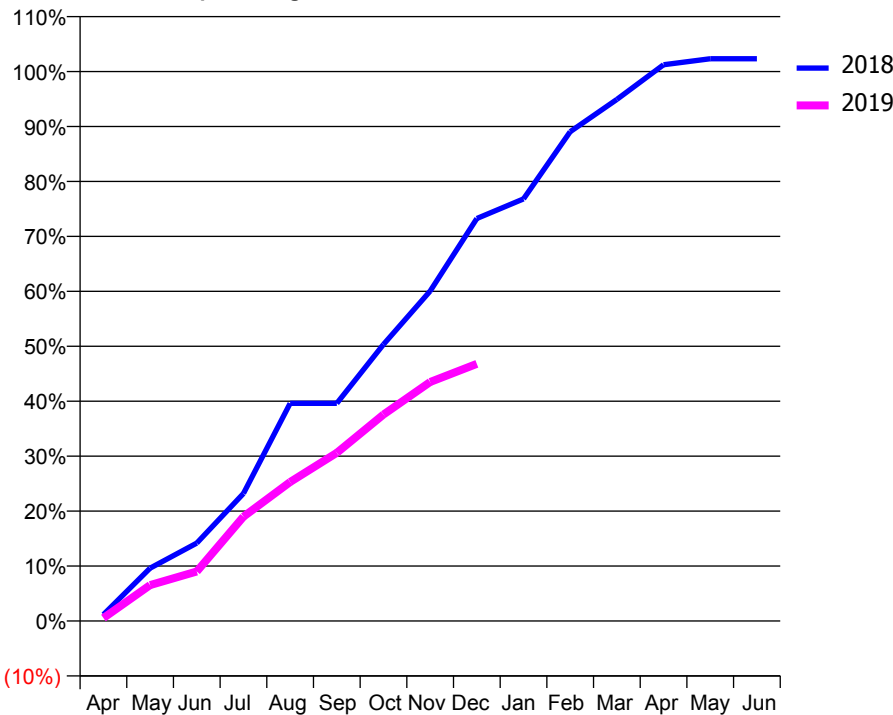
ACCESS*

Patients seen in 24 months	Total	Change since previous quarter
Quarter ending December 2017	3,018	
Quarter ending March 2018	2,950	↓
Quarter ending June 2018	2,884	↓
Quarter ending September 2018	2,818	↓
Quarter ending December 2018	2,753	↓
Variance since December 2017	(8.8%)	↓



ACTIVITY

Cumulative percentage of contracted UDA delivered 2018 & 2019



Month	Adjusted Scheduled Activity (UDA)	
	2018	2019
April	94	58
May	770	692
June	1,135	957
July	1,858	2,012
August	3,171	2,681
September	3,171	3,245
October	4,028	3,984
November	4,806	4,611
December	5,862	4,962
January	6,147	
February	7,126	
March	7,597	
April	8,101	
May	8,189	
June	8,189	

QUALITY

	Quantity	Base Number	Contract	AT	Region	England
% of FP17s for the same patient ID Re-attending within 3 months - Children	33	514	6.4%	9.5%	11.3%	11.8%
% of FP17s for the same patient ID Re-attending within 3 months - Adults	348	2,613	13.3%	15.0%	15.3%	15.6%
% of FP17s for the same patient ID Re-attending between 3 & 9 months - Children	295	514	57.4%	59.9%	61.1%	58.8%
% of FP17s for the same patient ID Re-attending between 3 & 9 months - Adults	1,445	2,613	55.3%	51.5%	52.4%	51.0%
% of FP17s for Band 1 Urgent Courses	190	2,821	6.7%	9.4%	9.5%	9.0%
% of FP17s Relating to Free Repair or Replacements	45	2,821	1.6%	0.5%	0.7%	0.8%
% of FP17s Relating to Continuations	27	2,821	1.0%	0.8%	0.8%	0.9%
% of Patients satisfied with the dentistry they have received	3	3	N/A	92.5%	93.1%	93.2%
% of Patients satisfied with the time they had to wait for an appointment	3	3	N/A	88.5%	87.8%	88.3%

* This is based on patients treated on this contract for their most recent course of treatment. Figures in italics indicate the base number of FP17s or Patient Questionnaire responses are less than 100. N/A is shown where the base number of responses is less than 10 during the period. % is calculated as Quantity/Base number*100

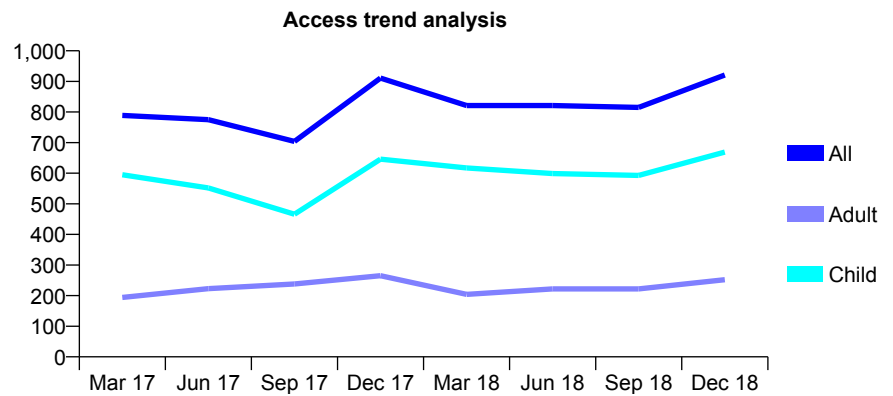
Q68 - Vital Signs At a Glance Contract Report for 558745/0004 - December 2018

Name or company name	MR VH WIFFEN
Contract type name	GDS Contract
Purpose of contract	General
Contract start date	01/06/2010
Contract end date	

18/19 Contracted general activity (UDA)	1,532
Carry forward general activity (UDA)	0
18/19 Contracted orthodontic activity (UOA)	0
Carry forward orthodontic activity (UOA)	0
Baseline contract value	£44,720.77

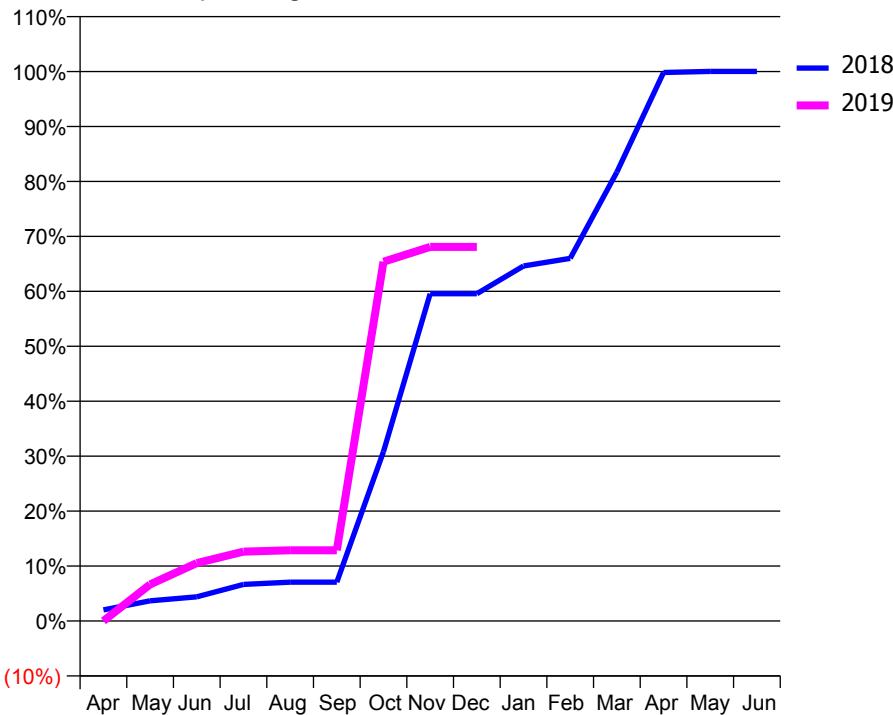
ACCESS*

Patients seen in 24 months	Total	Change since previous quarter
Quarter ending December 2017	911	
Quarter ending March 2018	821	↓
Quarter ending June 2018	821	→
Quarter ending September 2018	815	→
Quarter ending December 2018	921	↑
Variance since December 2017	1.1%	→



ACTIVITY

Cumulative percentage of contracted UDA delivered 2018 & 2019



Month	Adjusted Scheduled Activity (UDA)	
	2018	2019
April	31	0
May	56	102
June	67	161
July	102	193
August	108	197
September	108	197
October	472	1,002
November	912	1,043
December	912	1,043
January	990	
February	1,011	
March	1,252	
April	1,529	
May	1,532	
June	1,532	

QUALITY

	Quantity	Base Number	Contract	AT	Region	England
% of FP17s for the same patient ID Re-attending within 3 months - Children	20	904	2.2%	9.5%	11.3%	11.8%
% of FP17s for the same patient ID Re-attending within 3 months - Adults	1	63	1.6%	15.0%	15.3%	15.6%
% of FP17s for the same patient ID Re-attending between 3 & 9 months - Children	528	904	58.4%	59.9%	61.1%	58.8%
% of FP17s for the same patient ID Re-attending between 3 & 9 months - Adults	40	63	63.5%	51.5%	52.4%	51.0%
% of FP17s for Band 1 Urgent Courses	15	711	2.1%	9.4%	9.5%	9.0%
% of FP17s Relating to Free Repair or Replacements	0	711	0.0%	0.5%	0.7%	0.8%
% of FP17s Relating to Continuations	0	711	0.0%	0.8%	0.8%	0.9%
% of Patients satisfied with the dentistry they have received	0	0	N/A	92.5%	93.1%	93.2%
% of Patients satisfied with the time they had to wait for an appointment	0	0	N/A	88.5%	87.8%	88.3%

* This is based on patients treated on this contract for their most recent course of treatment. Figures in italics indicate the base number of FP17s or Patient Questionnaire responses are less than 100. N/A is shown where the base number of responses is less than 10 during the period. % is calculated as Quantity/Base number*100

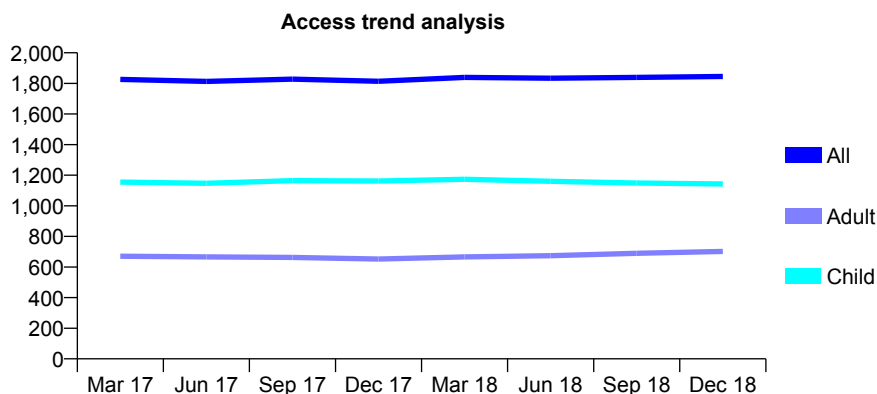
Q68 - Vital Signs At a Glance Contract Report for 565113/0001 - December 2018

Name or company name	MR MA PARKER
Contract type name	GDS Contract
Purpose of contract	General
Contract start date	01/04/2006
Contract end date	

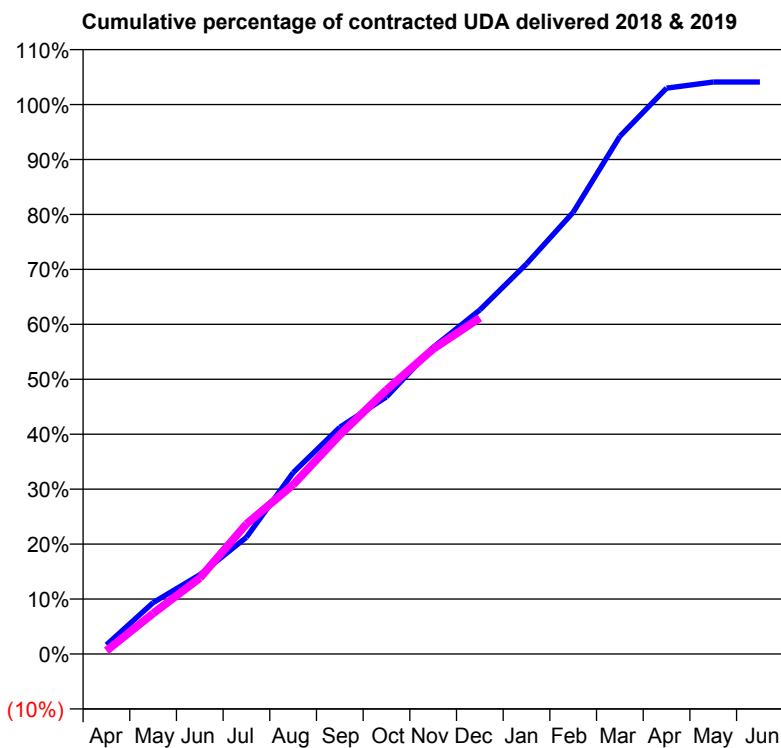
18/19 Contracted general activity (UDA)	3,272
Carry forward general activity (UDA)	0
18/19 Contracted orthodontic activity (UOA)	0
Carry forward orthodontic activity (UOA)	0
Baseline contract value	£74,774.74

ACCESS*

Patients seen in 24 months	Total	Change since previous quarter
Quarter ending December 2017	1,814	
Quarter ending March 2018	1,839	→
Quarter ending June 2018	1,834	→
Quarter ending September 2018	1,839	→
Quarter ending December 2018	1,845	→
Variance since December 2017	1.7%	→



ACTIVITY



Month	Adjusted Scheduled Activity (UDA)	
	2018	2019
April	54	19
May	306	242
June	472	452
July	695	775
August	1,081	1,008
September	1,350	1,305
October	1,531	1,573
November	1,826	1,816
December	2,049	2,001
January	2,323	
February	2,630	
March	3,083	
April	3,369	
May	3,406	
June	3,406	

QUALITY

	Quantity	Base Number	Contract	AT	Region	England
% of FP17s for the same patient ID Re-attending within 3 months - Children	79	1,049	7.5%	9.5%	11.3%	11.8%
% of FP17s for the same patient ID Re-attending within 3 months - Adults	26	396	6.6%	15.0%	15.3%	15.6%
% of FP17s for the same patient ID Re-attending between 3 & 9 months - Children	574	1,049	54.7%	59.9%	61.1%	58.8%
% of FP17s for the same patient ID Re-attending between 3 & 9 months - Adults	100	396	25.3%	51.5%	52.4%	51.0%
% of FP17s for Band 1 Urgent Courses	65	1,267	5.1%	9.4%	9.5%	9.0%
% of FP17s Relating to Free Repair or Replacements	7	1,267	0.6%	0.5%	0.7%	0.8%
% of FP17s Relating to Continuations	2	1,267	0.2%	0.8%	0.8%	0.9%
% of Patients satisfied with the dentistry they have received	0	0	N/A	92.5%	93.1%	93.2%
% of Patients satisfied with the time they had to wait for an appointment	0	0	N/A	88.5%	87.8%	88.3%

* This is based on patients treated on this contract for their most recent course of treatment. Figures in italics indicate the base number of FP17s or Patient Questionnaire responses are less than 100. N/A is shown where the base number of responses is less than 10 during the period. % is calculated as Quantity/Base number*100

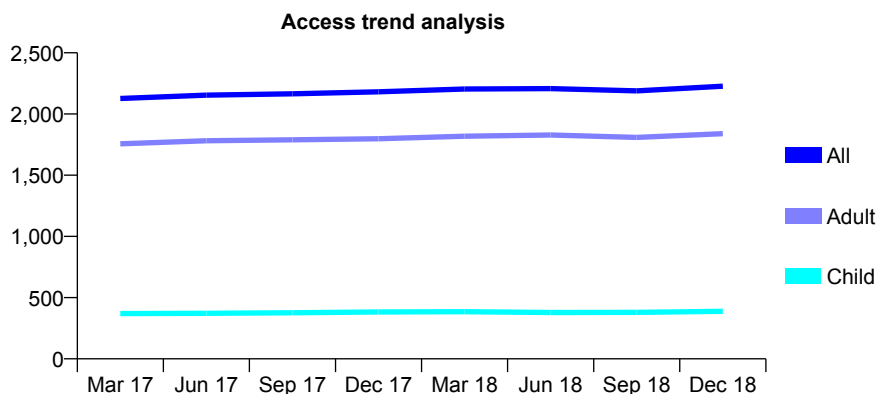
Q68 - Vital Signs At a Glance Contract Report for 567612/0001 - December 2018

Name or company name	MR AM SINGER
Contract type name	GDS Contract
Purpose of contract	General
Contract start date	01/04/2006
Contract end date	

18/19 Contracted general activity (UDA)	7,509
Carry forward general activity (UDA)	0
18/19 Contracted orthodontic activity (UOA)	0
Carry forward orthodontic activity (UOA)	0
Baseline contract value	£174,634.41

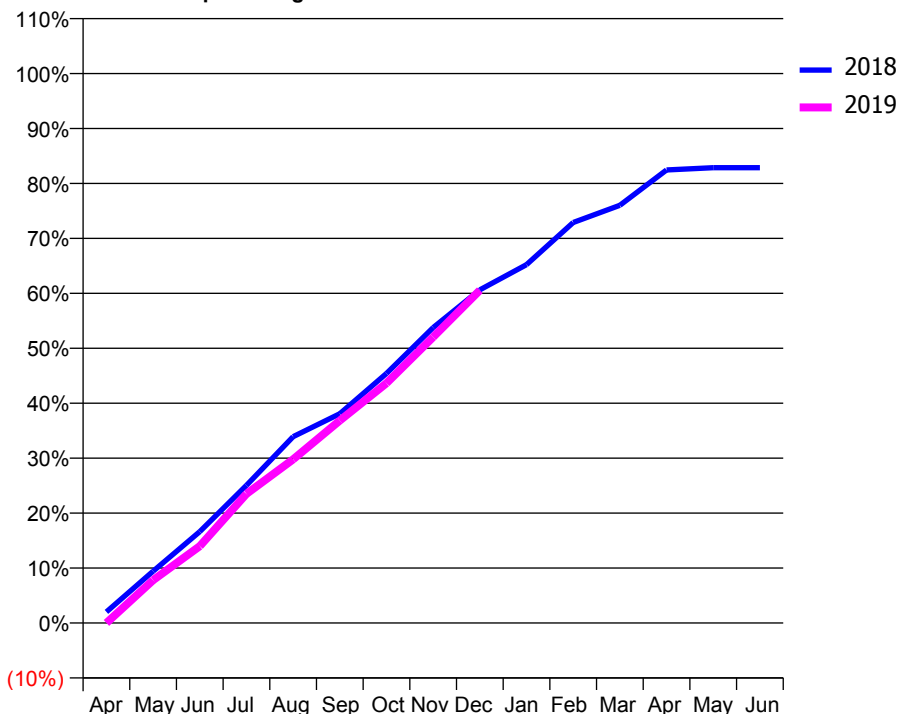
ACCESS*

Patients seen in 24 months	Total	Change since previous quarter
Quarter ending December 2017	2,181	
Quarter ending March 2018	2,204	→
Quarter ending June 2018	2,207	→
Quarter ending September 2018	2,189	→
Quarter ending December 2018	2,227	→
Variance since December 2017	2.1%	↑



ACTIVITY

Cumulative percentage of contracted UDA delivered 2018 & 2019



Month	Adjusted Scheduled Activity (UDA)	
	2018	2019
April	152	0
May	708	586
June	1,249	1,051
July	1,881	1,766
August	2,546	2,237
September	2,859	2,767
October	3,410	3,277
November	4,038	3,908
December	4,552	4,546
January	4,897	
February	5,472	
March	5,708	
April	6,192	
May	6,223	
June	6,223	

QUALITY

	Quantity	Base Number	Contract	AT	Region	England
% of FP17s for the same patient ID Re-attending within 3 months - Children	11	333	3.3%	9.5%	11.3%	11.8%
% of FP17s for the same patient ID Re-attending within 3 months - Adults	338	2,127	15.9%	15.0%	15.3%	15.6%
% of FP17s for the same patient ID Re-attending between 3 & 9 months - Children	104	333	31.2%	59.9%	61.1%	58.8%
% of FP17s for the same patient ID Re-attending between 3 & 9 months - Adults	829	2,127	39.0%	51.5%	52.4%	51.0%
% of FP17s for Band 1 Urgent Courses	207	2,212	9.4%	9.4%	9.5%	9.0%
% of FP17s Relating to Free Repair or Replacements	24	2,212	1.1%	0.5%	0.7%	0.8%
% of FP17s Relating to Continuations	75	2,212	3.4%	0.8%	0.8%	0.9%
% of Patients satisfied with the dentistry they have received	6	6	N/A	92.5%	93.1%	93.2%
% of Patients satisfied with the time they had to wait for an appointment	6	6	N/A	88.5%	87.8%	88.3%

* This is based on patients treated on this contract for their most recent course of treatment. Figures in italics indicate the base number of FP17s or Patient Questionnaire responses are less than 100. N/A is shown where the base number of responses is less than 10 during the period. % is calculated as Quantity/Base number*100

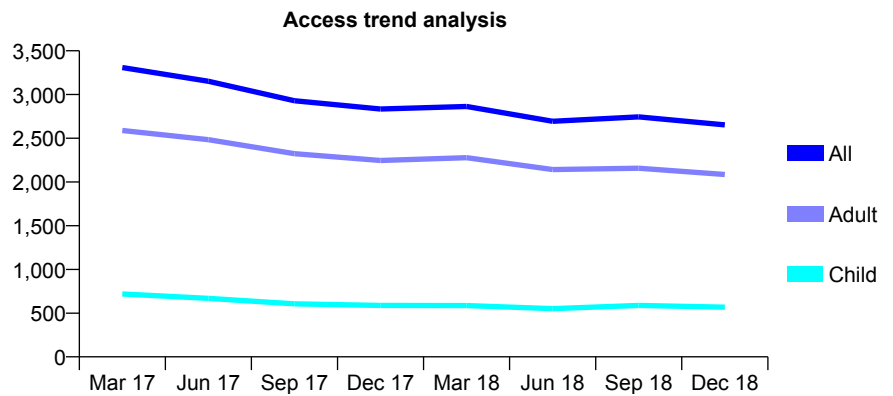
Q68 - Vital Signs At a Glance Contract Report for 568171/0001 - December 2018

Name or company name	Milford Dental Centre
Contract type name	GDS Contract
Purpose of contract	General
Contract start date	01/04/2006
Contract end date	

18/19 Contracted general activity (UDA)	9,000
Carry forward general activity (UDA)	0
18/19 Contracted orthodontic activity (UOA)	0
Carry forward orthodontic activity (UOA)	0
Baseline contract value	£205,710.28

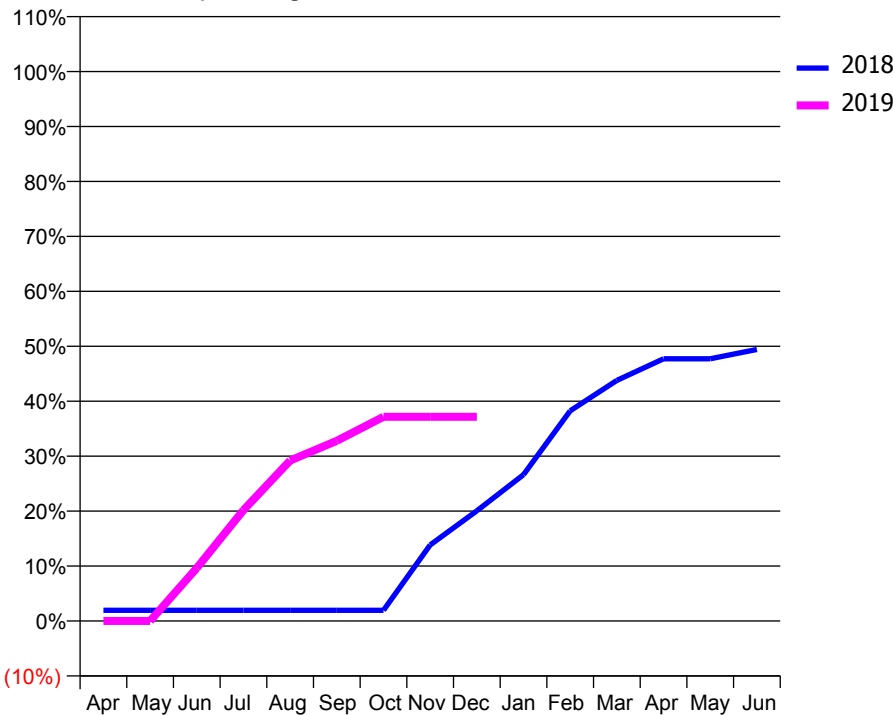
ACCESS*

Patients seen in 24 months	Total	Change since previous quarter
Quarter ending December 2017	2,834	
Quarter ending March 2018	2,864	→
Quarter ending June 2018	2,694	↓
Quarter ending September 2018	2,745	→
Quarter ending December 2018	2,653	↓
Variance since December 2017	(6.4%)	↓



ACTIVITY

Cumulative percentage of contracted UDA delivered 2018 & 2019



Month	Adjusted Scheduled Activity (UDA)	
	2018	2019
April	175	0
May	175	0
June	175	869
July	175	1,816
August	175	2,629
September	175	2,951
October	175	3,345
November	1,245	3,345
December	1,805	3,345
January	2,396	
February	3,444	
March	3,940	
April	4,294	
May	4,294	
June	4,447	

QUALITY

	Quantity	Base Number	Contract	AT	Region	England
% of FP17s for the same patient ID Re-attending within 3 months - Children	24	427	5.6%	9.5%	11.3%	11.8%
% of FP17s for the same patient ID Re-attending within 3 months - Adults	254	1,561	16.3%	15.0%	15.3%	15.6%
% of FP17s for the same patient ID Re-attending between 3 & 9 months - Children	198	427	46.4%	59.9%	61.1%	58.8%
% of FP17s for the same patient ID Re-attending between 3 & 9 months - Adults	684	1,561	43.8%	51.5%	52.4%	51.0%
% of FP17s for Band 1 Urgent Courses	82	1,728	4.7%	9.4%	9.5%	9.0%
% of FP17s Relating to Free Repair or Replacements	11	1,728	0.6%	0.5%	0.7%	0.8%
% of FP17s Relating to Continuations	26	1,728	1.5%	0.8%	0.8%	0.9%
% of Patients satisfied with the dentistry they have received	7	9	N/A	92.5%	93.1%	93.2%
% of Patients satisfied with the time they had to wait for an appointment	7	9	N/A	88.5%	87.8%	88.3%

* This is based on patients treated on this contract for their most recent course of treatment. Figures in italics indicate the base number of FP17s or Patient Questionnaire responses are less than 100. N/A is shown where the base number of responses is less than 10 during the period. % is calculated as Quantity/Base number*100

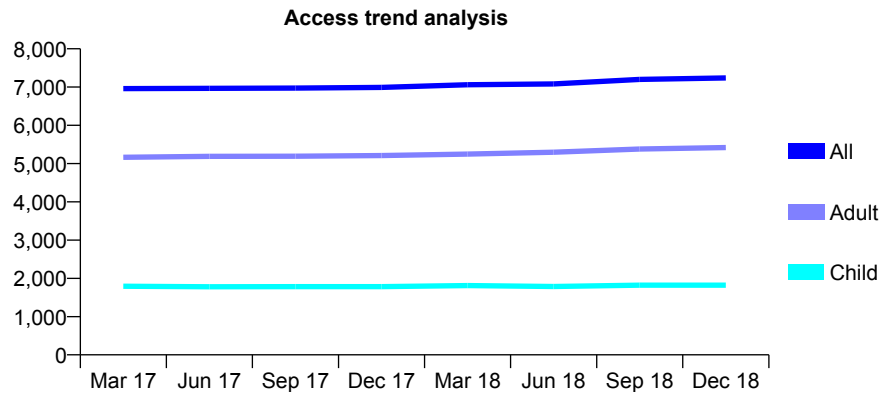
Q68 - Vital Signs At a Glance Contract Report for 570052/0001 - December 2018

Name or company name	MR AN MOORE
Contract type name	GDS Contract
Purpose of contract	General
Contract start date	01/04/2006
Contract end date	

18/19 Contracted general activity (UDA)	15,877
Carry forward general activity (UDA)	363
18/19 Contracted orthodontic activity (UOA)	0
Carry forward orthodontic activity (UOA)	0
Baseline contract value	£457,586.03

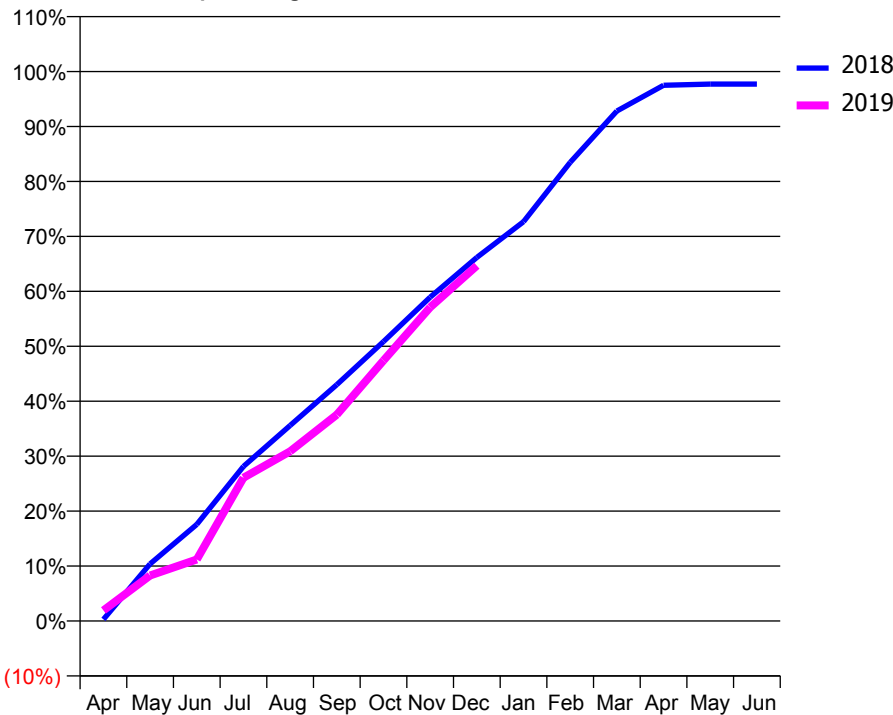
ACCESS*

Patients seen in 24 months	Total	Change since previous quarter
Quarter ending December 2017	6,991	
Quarter ending March 2018	7,059	→
Quarter ending June 2018	7,082	→
Quarter ending September 2018	7,201	→
Quarter ending December 2018	7,240	→
Variance since December 2017	3.6%	↑



ACTIVITY

Cumulative percentage of contracted UDA delivered 2018 & 2019



Month	Adjusted Scheduled Activity (UDA)	
	2018	2019
April	47	305
May	1,651	1,315
June	2,790	1,780
July	4,468	4,138
August	5,652	4,901
September	6,829	5,962
October	8,072	7,528
November	9,355	9,062
December	10,506	10,267
January	11,539	
February	13,253	
March	14,735	
April	15,480	
May	15,514	
June	15,514	

QUALITY

	Quantity	Base Number	Contract	AT	Region	England
% of FP17s for the same patient ID Re-attending within 3 months - Children	85	1,588	5.4%	9.5%	11.3%	11.8%
% of FP17s for the same patient ID Re-attending within 3 months - Adults	603	4,394	13.7%	15.0%	15.3%	15.6%
% of FP17s for the same patient ID Re-attending between 3 & 9 months - Children	750	1,588	47.2%	59.9%	61.1%	58.8%
% of FP17s for the same patient ID Re-attending between 3 & 9 months - Adults	1,476	4,394	33.6%	51.5%	52.4%	51.0%
% of FP17s for Band 1 Urgent Courses	719	5,642	12.7%	9.4%	9.5%	9.0%
% of FP17s Relating to Free Repair or Replacements	24	5,642	0.4%	0.5%	0.7%	0.8%
% of FP17s Relating to Continuations	10	5,642	0.2%	0.8%	0.8%	0.9%
% of Patients satisfied with the dentistry they have received	0	0	N/A	92.5%	93.1%	93.2%
% of Patients satisfied with the time they had to wait for an appointment	0	0	N/A	88.5%	87.8%	88.3%

* This is based on patients treated on this contract for their most recent course of treatment. Figures in italics indicate the base number of FP17s or Patient Questionnaire responses are less than 100. N/A is shown where the base number of responses is less than 10 during the period. % is calculated as Quantity/Base number*100

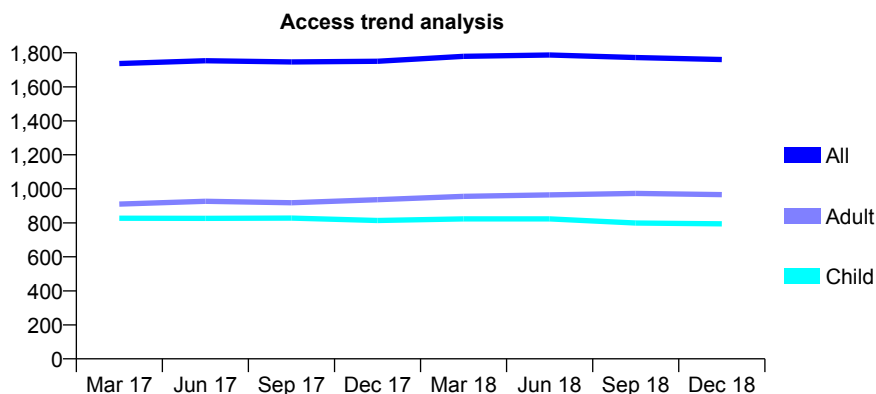
Q68 - Vital Signs At a Glance Contract Report for 572721/0001 - December 2018

Name or company name	MR IP MCLEAN
Contract type name	GDS Contract
Purpose of contract	General
Contract start date	01/04/2006
Contract end date	

18/19 Contracted general activity (UDA)	4,463
Carry forward general activity (UDA)	0
18/19 Contracted orthodontic activity (UOA)	0
Carry forward orthodontic activity (UOA)	0
Baseline contract value	£111,023.98

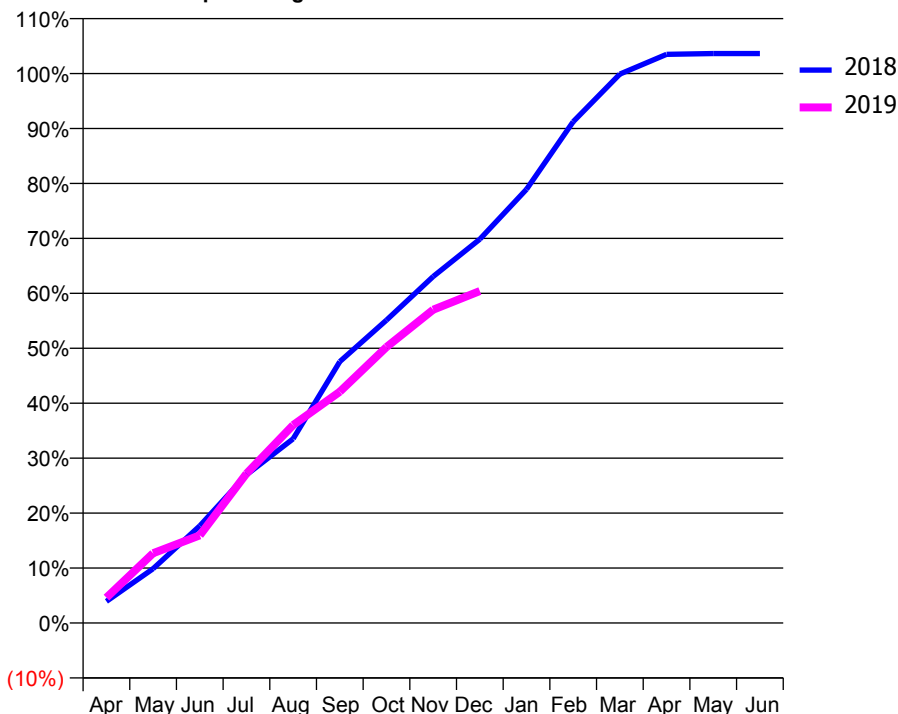
ACCESS*

Patients seen in 24 months	Total	Change since previous quarter
Quarter ending December 2017	1,750	
Quarter ending March 2018	1,779	→
Quarter ending June 2018	1,787	→
Quarter ending September 2018	1,772	→
Quarter ending December 2018	1,760	→
Variance since December 2017	0.6%	→



ACTIVITY

Cumulative percentage of contracted UDA delivered 2018 & 2019



Adjusted Scheduled Activity (UDA)		
Month	2018	2019
April	176	207
May	441	567
June	789	712
July	1,204	1,214
August	1,496	1,608
September	2,124	1,879
October	2,461	2,241
November	2,815	2,545
December	3,117	2,696
January	3,523	
February	4,071	
March	4,459	
April	4,619	
May	4,625	
June	4,625	

QUALITY

	Quantity	Base Number	Contract	AT	Region	England
% of FP17s for the same patient ID Re-attending within 3 months - Children	54	943	5.7%	9.5%	11.3%	11.8%
% of FP17s for the same patient ID Re-attending within 3 months - Adults	81	872	9.3%	15.0%	15.3%	15.6%
% of FP17s for the same patient ID Re-attending between 3 & 9 months - Children	675	943	71.6%	59.9%	61.1%	58.8%
% of FP17s for the same patient ID Re-attending between 3 & 9 months - Adults	595	872	68.2%	51.5%	52.4%	51.0%
% of FP17s for Band 1 Urgent Courses	55	1,739	3.2%	9.4%	9.5%	9.0%
% of FP17s Relating to Free Repair or Replacements	0	1,739	0.0%	0.5%	0.7%	0.8%
% of FP17s Relating to Continuations	3	1,739	0.2%	0.8%	0.8%	0.9%
% of Patients satisfied with the dentistry they have received	0	0	N/A	92.5%	93.1%	93.2%
% of Patients satisfied with the time they had to wait for an appointment	0	0	N/A	88.5%	87.8%	88.3%

* This is based on patients treated on this contract for their most recent course of treatment. Figures in italics indicate the base number of FP17s or Patient Questionnaire responses are less than 100. N/A is shown where the base number of responses is less than 10 during the period. % is calculated as Quantity/Base number*100

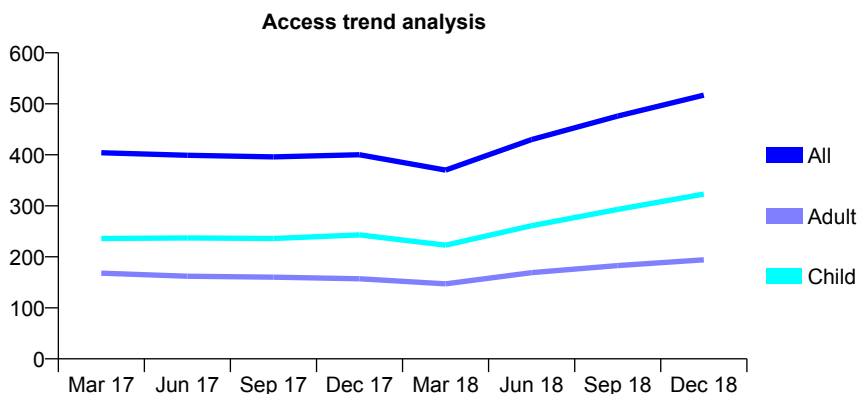
Q68 - Vital Signs At a Glance Contract Report for 576735/0001 - December 2018

Name or company name	MS S SADR
Contract type name	GDS Contract
Purpose of contract	General
Contract start date	01/04/2006
Contract end date	

18/19 Contracted general activity (UDA)	1,360
Carry forward general activity (UDA)	0
18/19 Contracted orthodontic activity (UOA)	0
Carry forward orthodontic activity (UOA)	0
Baseline contract value	£30,303.62

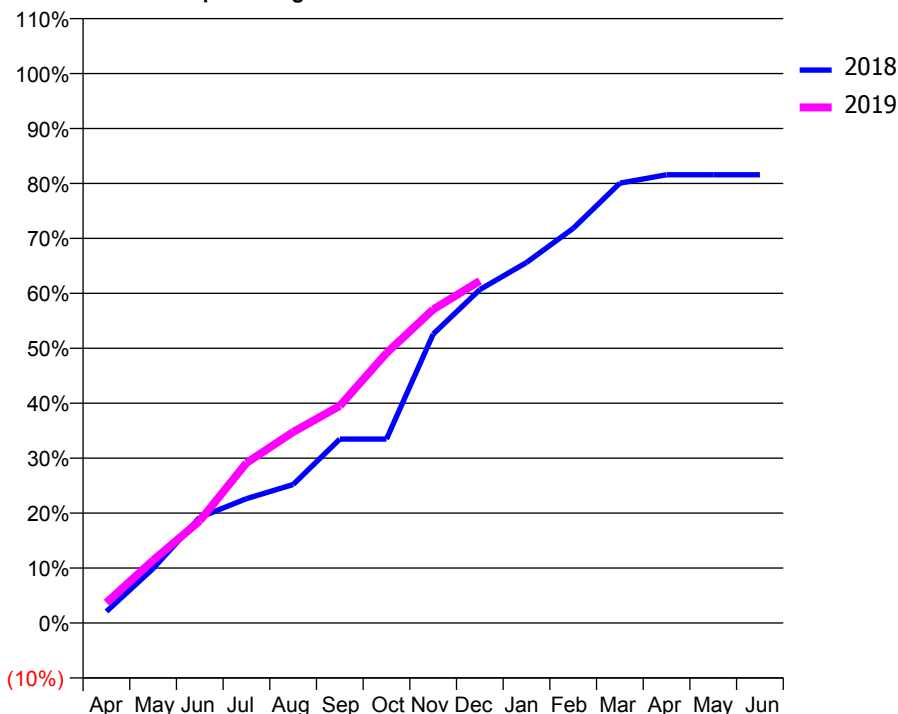
ACCESS*

Patients seen in 24 months	Total	Change since previous quarter
Quarter ending December 2017	400	
Quarter ending March 2018	370	↓
Quarter ending June 2018	430	↑
Quarter ending September 2018	476	↑
Quarter ending December 2018	517	↑
Variance since December 2017	29.3%	↑



ACTIVITY

Cumulative percentage of contracted UDA delivered 2018 & 2019



Month	Adjusted Scheduled Activity (UDA)	
	2018	2019
April	18	50
May	85	155
June	165	253
July	195	396
August	217	473
September	288	537
October	288	668
November	452	776
December	522	847
January	564	
February	618	
March	688	
April	702	
May	702	
June	702	

QUALITY

	Quantity	Base Number	Contract	AT	Region	England
% of FP17s for the same patient ID Re-attending within 3 months - Children	19	315	6.0%	9.5%	11.3%	11.8%
% of FP17s for the same patient ID Re-attending within 3 months - Adults	26	180	14.4%	15.0%	15.3%	15.6%
% of FP17s for the same patient ID Re-attending between 3 & 9 months - Children	95	315	30.2%	59.9%	61.1%	58.8%
% of FP17s for the same patient ID Re-attending between 3 & 9 months - Adults	68	180	37.8%	51.5%	52.4%	51.0%
% of FP17s for Band 1 Urgent Courses	49	485	10.1%	9.4%	9.5%	9.0%
% of FP17s Relating to Free Repair or Replacements	0	485	0.0%	0.5%	0.7%	0.8%
% of FP17s Relating to Continuations	2	485	0.4%	0.8%	0.8%	0.9%
% of Patients satisfied with the dentistry they have received	0	0	N/A	92.5%	93.1%	93.2%
% of Patients satisfied with the time they had to wait for an appointment	0	0	N/A	88.5%	87.8%	88.3%

* This is based on patients treated on this contract for their most recent course of treatment. Figures in italics indicate the base number of FP17s or Patient Questionnaire responses are less than 100. N/A is shown where the base number of responses is less than 10 during the period. % is calculated as Quantity/Base number*100

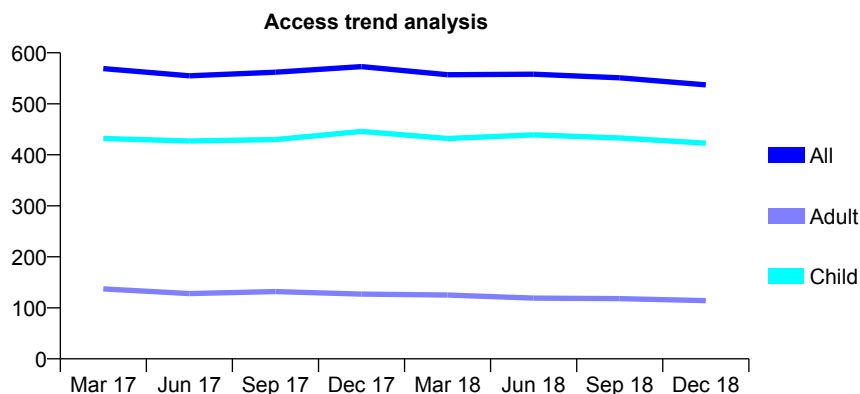
Q68 - Vital Signs At a Glance Contract Report for 578150/0001 - December 2018

Name or company name	MR AJ WHITEHEAD
Contract type name	GDS Contract
Purpose of contract	General
Contract start date	01/04/2006
Contract end date	

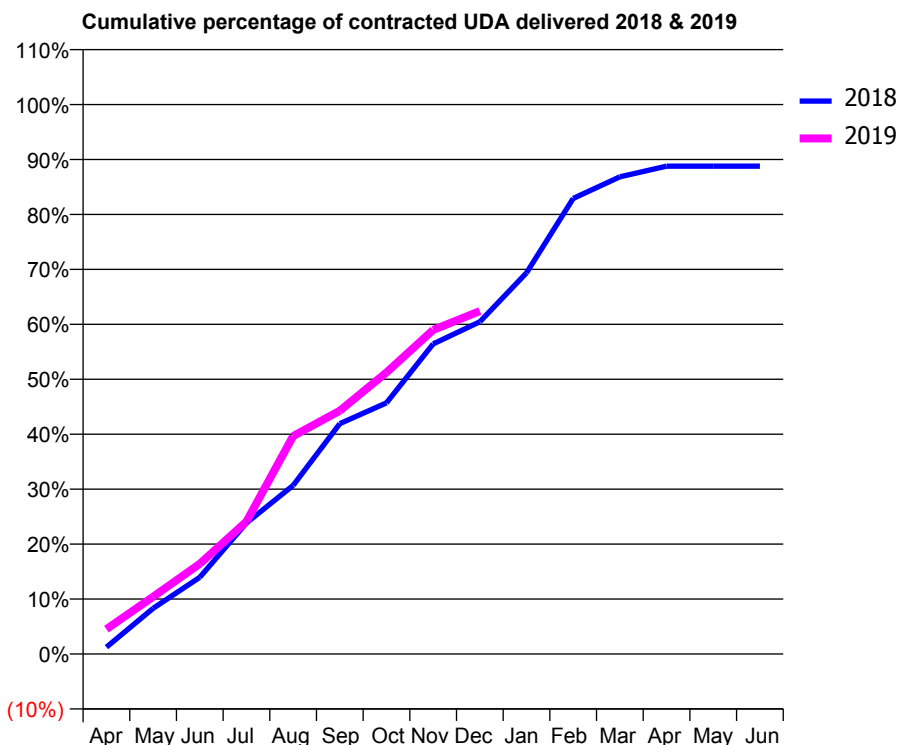
18/19 Contracted general activity (UDA)	1,287
Carry forward general activity (UDA)	0
18/19 Contracted orthodontic activity (UOA)	0
Carry forward orthodontic activity (UOA)	0
Baseline contract value	£32,496.98

ACCESS*

Patients seen in 24 months	Total	Change since previous quarter
Quarter ending December 2017	573	
Quarter ending March 2018	557	↓
Quarter ending June 2018	558	→
Quarter ending September 2018	551	↓
Quarter ending December 2018	537	↓
Variance since December 2017	(6.3%)	↓



ACTIVITY



Adjusted Scheduled Activity (UDA)		
Month	2018	2019
April	18	58
May	120	134
June	203	211
July	346	310
August	445	510
September	608	570
October	663	660
November	818	759
December	877	803
January	1,006	
February	1,202	
March	1,259	
April	1,287	
May	1,287	
June	1,287	

QUALITY

	Quantity	Base Number	Contract	AT	Region	England
% of FP17s for the same patient ID Re-attending within 3 months - Children	21	426	4.9%	9.5%	11.3%	11.8%
% of FP17s for the same patient ID Re-attending within 3 months - Adults	12	74	16.2%	15.0%	15.3%	15.6%
% of FP17s for the same patient ID Re-attending between 3 & 9 months - Children	251	426	58.9%	59.9%	61.1%	58.8%
% of FP17s for the same patient ID Re-attending between 3 & 9 months - Adults	39	74	52.7%	51.5%	52.4%	51.0%
% of FP17s for Band 1 Urgent Courses	10	482	2.1%	9.4%	9.5%	9.0%
% of FP17s Relating to Free Repair or Replacements	0	482	0.0%	0.5%	0.7%	0.8%
% of FP17s Relating to Continuations	1	482	0.2%	0.8%	0.8%	0.9%
% of Patients satisfied with the dentistry they have received	0	0	N/A	92.5%	93.1%	93.2%
% of Patients satisfied with the time they had to wait for an appointment	0	0	N/A	88.5%	87.8%	88.3%

* This is based on patients treated on this contract for their most recent course of treatment. Figures in italics indicate the base number of FP17s or Patient Questionnaire responses are less than 100. N/A is shown where the base number of responses is less than 10 during the period. % is calculated as Quantity/Base number*100

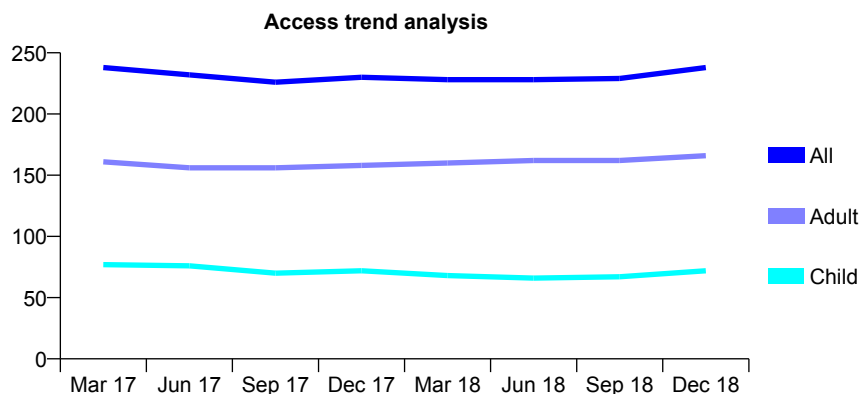
Q68 - Vital Signs At a Glance Contract Report for 608696/0001 - December 2018

Name or company name	MR D HAJEK
Contract type name	GDS Contract
Purpose of contract	General
Contract start date	01/04/2012
Contract end date	

18/19 Contracted general activity (UDA)	750
Carry forward general activity (UDA)	0
18/19 Contracted orthodontic activity (UOA)	0
Carry forward orthodontic activity (UOA)	0
Baseline contract value	£16,429.63

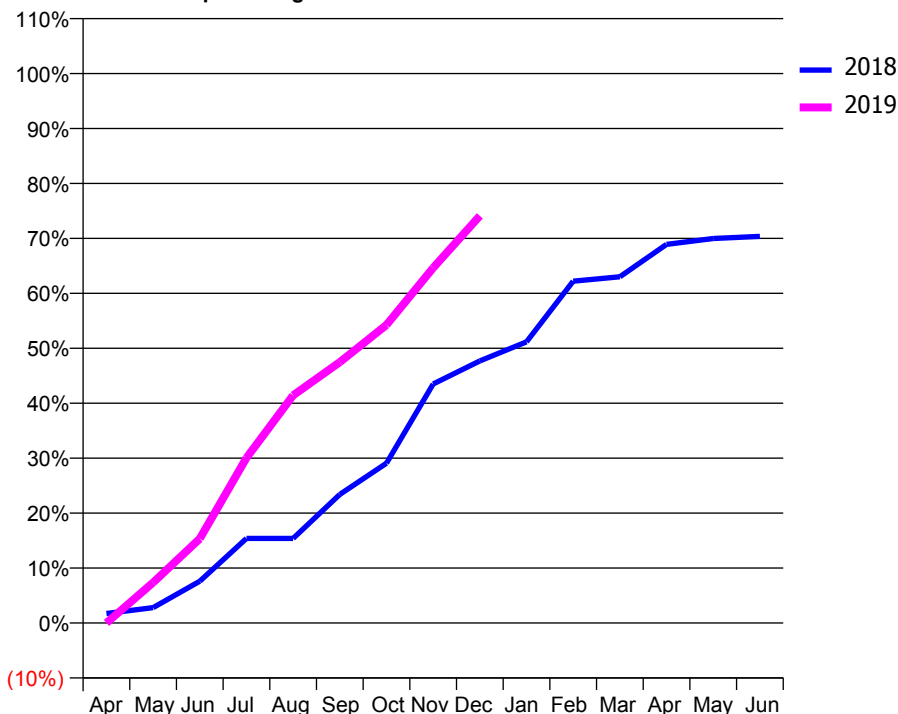
ACCESS*

Patients seen in 24 months	Total	Change since previous quarter
Quarter ending December 2017	230	
Quarter ending March 2018	228	→
Quarter ending June 2018	228	→
Quarter ending September 2018	229	→
Quarter ending December 2018	238	↑
Variance since December 2017	3.5%	↑



ACTIVITY

Cumulative percentage of contracted UDA delivered 2018 & 2019



Adjusted Scheduled Activity (UDA)

Month	2018	2019
April	13	0
May	21	55
June	57	115
July	115	225
August	115	311
September	176	356
October	218	407
November	326	485
December	358	556
January	384	
February	467	
March	473	
April	517	
May	525	
June	528	

QUALITY

	Quantity	Base Number	Contract	AT	Region	England
% of FP17s for the same patient ID Re-attending within 3 months - Children	2	85	2.4%	9.5%	11.3%	11.8%
% of FP17s for the same patient ID Re-attending within 3 months - Adults	18	187	9.6%	15.0%	15.3%	15.6%
% of FP17s for the same patient ID Re-attending between 3 & 9 months - Children	42	85	49.4%	59.9%	61.1%	58.8%
% of FP17s for the same patient ID Re-attending between 3 & 9 months - Adults	100	187	53.5%	51.5%	52.4%	51.0%
% of FP17s for Band 1 Urgent Courses	14	243	5.8%	9.4%	9.5%	9.0%
% of FP17s Relating to Free Repair or Replacements	0	243	0.0%	0.5%	0.7%	0.8%
% of FP17s Relating to Continuations	0	243	0.0%	0.8%	0.8%	0.9%
% of Patients satisfied with the dentistry they have received	0	0	N/A	92.5%	93.1%	93.2%
% of Patients satisfied with the time they had to wait for an appointment	0	0	N/A	88.5%	87.8%	88.3%

* This is based on patients treated on this contract for their most recent course of treatment. Figures in italics indicate the base number of FP17s or Patient Questionnaire responses are less than 100. N/A is shown where the base number of responses is less than 10 during the period. % is calculated as Quantity/Base number*100

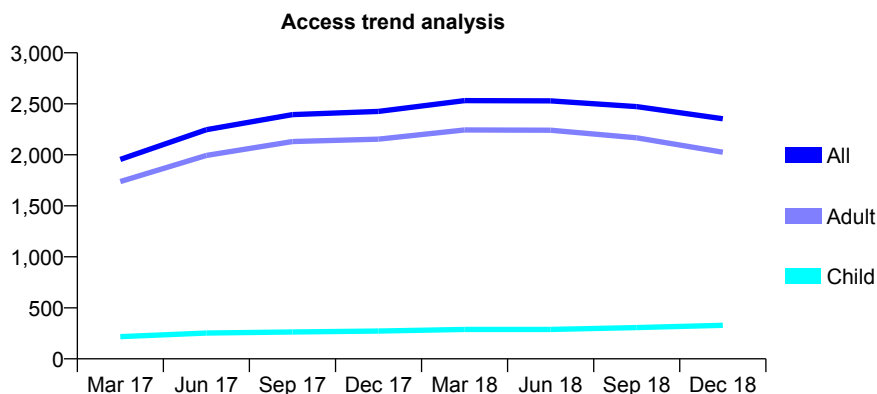
Q68 - Vital Signs At a Glance Contract Report for 610216/0001 - December 2018

Name or company name	MR R HASSANI
Contract type name	GDS Contract
Purpose of contract	General
Contract start date	01/10/2015
Contract end date	

18/19 Contracted general activity (UDA)	5,148
Carry forward general activity (UDA)	0
18/19 Contracted orthodontic activity (UOA)	0
Carry forward orthodontic activity (UOA)	0
Baseline contract value	£109,543.73

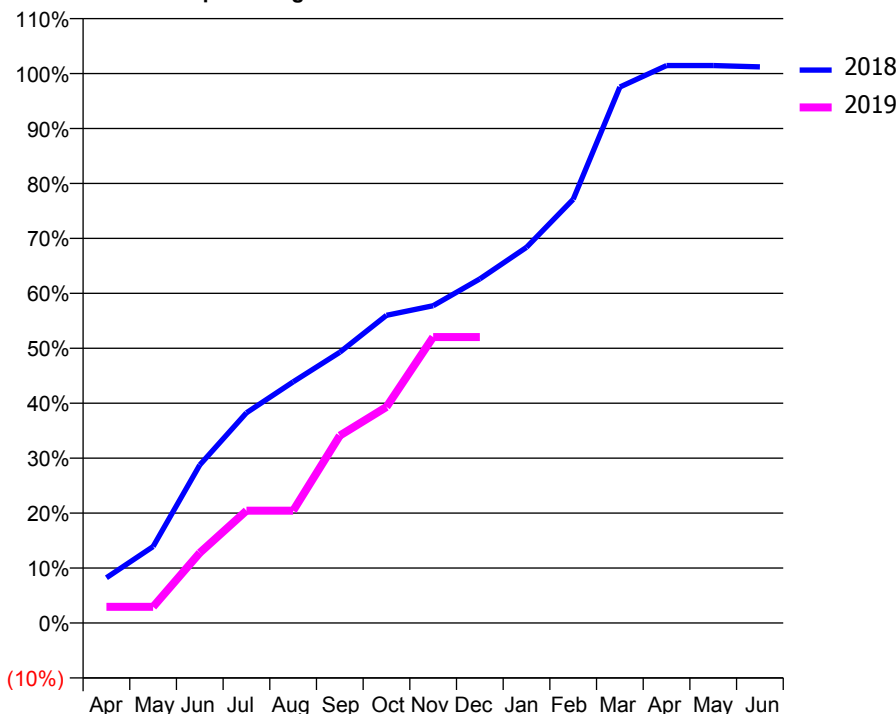
ACCESS*

Patients seen in 24 months	Total	Change since previous quarter
Quarter ending December 2017	2,426	
Quarter ending March 2018	2,532	↑
Quarter ending June 2018	2,529	→
Quarter ending September 2018	2,473	↓
Quarter ending December 2018	2,354	↓
Variance since December 2017	(3.0%)	↓



ACTIVITY

Cumulative percentage of contracted UDA delivered 2018 & 2019



Month	Adjusted Scheduled Activity (UDA)	
	2018	2019
April	424	152
May	717	152
June	1,481	658
July	1,969	1,053
August	2,259	1,053
September	2,537	1,756
October	2,883	2,025
November	2,973	2,679
December	3,224	2,679
January	3,520	
February	3,970	
March	5,021	
April	5,223	
May	5,223	
June	5,211	

QUALITY

	Quantity	Base Number	Contract	AT	Region	England
% of FP17s for the same patient ID Re-attending within 3 months - Children	11	260	4.2%	9.5%	11.3%	11.8%
% of FP17s for the same patient ID Re-attending within 3 months - Adults	42	1,006	4.2%	15.0%	15.3%	15.6%
% of FP17s for the same patient ID Re-attending between 3 & 9 months - Children	126	260	48.5%	59.9%	61.1%	58.8%
% of FP17s for the same patient ID Re-attending between 3 & 9 months - Adults	351	1,006	34.9%	51.5%	52.4%	51.0%
% of FP17s for Band 1 Urgent Courses	27	1,198	2.3%	9.4%	9.5%	9.0%
% of FP17s Relating to Free Repair or Replacements	11	1,198	0.9%	0.5%	0.7%	0.8%
% of FP17s Relating to Continuations	0	1,198	0.0%	0.8%	0.8%	0.9%
% of Patients satisfied with the dentistry they have received	2	2	N/A	92.5%	93.1%	93.2%
% of Patients satisfied with the time they had to wait for an appointment	1	2	N/A	88.5%	87.8%	88.3%

* This is based on patients treated on this contract for their most recent course of treatment. Figures in italics indicate the base number of FP17s or Patient Questionnaire responses are less than 100. N/A is shown where the base number of responses is less than 10 during the period. % is calculated as Quantity/Base number*100

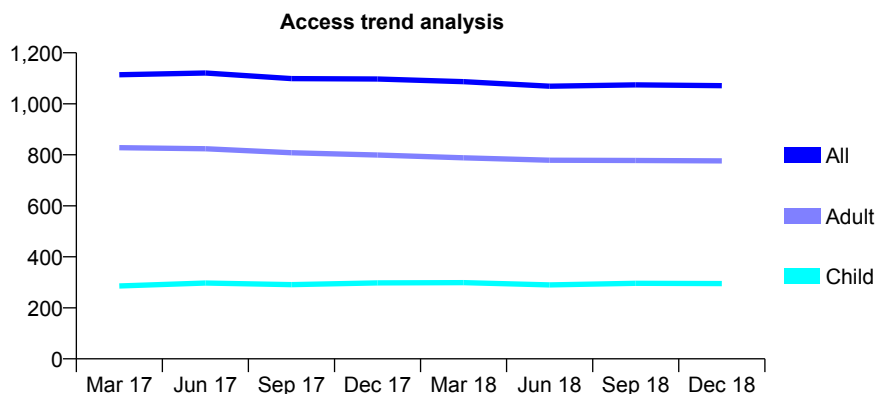
Q68 - Vital Signs At a Glance Contract Report for 616621/0001 - December 2018

Name or company name	MR A ARVANDI ROODSARI
Contract type name	GDS Contract
Purpose of contract	General
Contract start date	01/10/2011
Contract end date	

18/19 Contracted general activity (UDA)	2,737
Carry forward general activity (UDA)	0
18/19 Contracted orthodontic activity (UOA)	0
Carry forward orthodontic activity (UOA)	0
Baseline contract value	£80,056.04

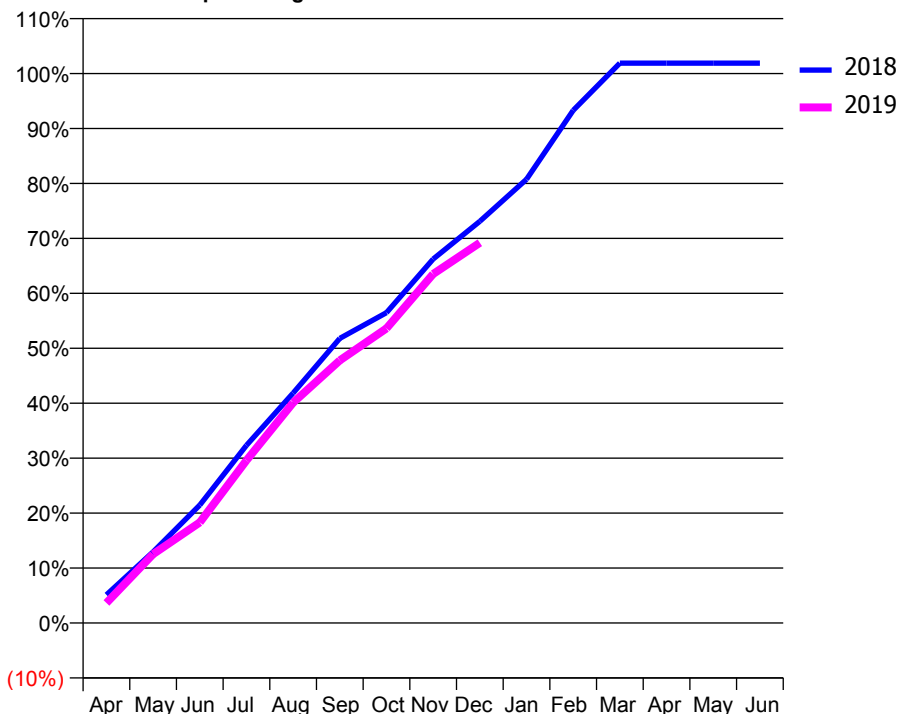
ACCESS*

Patients seen in 24 months	Total	Change since previous quarter
Quarter ending December 2017	1,097	
Quarter ending March 2018	1,087	→
Quarter ending June 2018	1,069	↓
Quarter ending September 2018	1,074	→
Quarter ending December 2018	1,071	→
Variance since December 2017	(2.4%)	↓



ACTIVITY

Cumulative percentage of contracted UDA delivered 2018 & 2019



Adjusted Scheduled Activity (UDA)		
Month	2018	2019
April	140	100
May	355	343
June	588	501
July	885	810
August	1,145	1,098
September	1,418	1,308
October	1,546	1,467
November	1,813	1,738
December	2,001	1,894
January	2,210	
February	2,553	
March	2,788	
April	2,788	
May	2,788	
June	2,788	

QUALITY

	Quantity	Base Number	Contract	AT	Region	England
% of FP17s for the same patient ID Re-attending within 3 months - Children	10	346	2.9%	9.5%	11.3%	11.8%
% of FP17s for the same patient ID Re-attending within 3 months - Adults	54	809	6.7%	15.0%	15.3%	15.6%
% of FP17s for the same patient ID Re-attending between 3 & 9 months - Children	279	346	80.6%	59.9%	61.1%	58.8%
% of FP17s for the same patient ID Re-attending between 3 & 9 months - Adults	494	809	61.1%	51.5%	52.4%	51.0%
% of FP17s for Band 1 Urgent Courses	48	1,155	4.2%	9.4%	9.5%	9.0%
% of FP17s Relating to Free Repair or Replacements	1	1,155	0.1%	0.5%	0.7%	0.8%
% of FP17s Relating to Continuations	4	1,155	0.3%	0.8%	0.8%	0.9%
% of Patients satisfied with the dentistry they have received	1	1	N/A	92.5%	93.1%	93.2%
% of Patients satisfied with the time they had to wait for an appointment	1	1	N/A	88.5%	87.8%	88.3%

* This is based on patients treated on this contract for their most recent course of treatment. Figures in italics indicate the base number of FP17s or Patient Questionnaire responses are less than 100. N/A is shown where the base number of responses is less than 10 during the period. % is calculated as Quantity/Base number*100

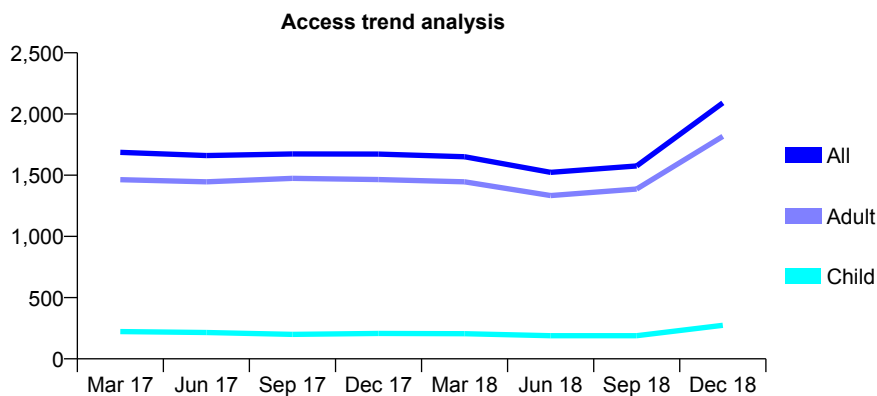
Q68 - Vital Signs At a Glance Contract Report for 622966/0003 - December 2018

Name or company name	Dental Surgery Partnership
Contract type name	GDS Contract
Purpose of contract	General
Contract start date	05/03/2012
Contract end date	

18/19 Contracted general activity (UDA)	5,766
Carry forward general activity (UDA)	0
18/19 Contracted orthodontic activity (UOA)	0
Carry forward orthodontic activity (UOA)	0
Baseline contract value	£149,790.92

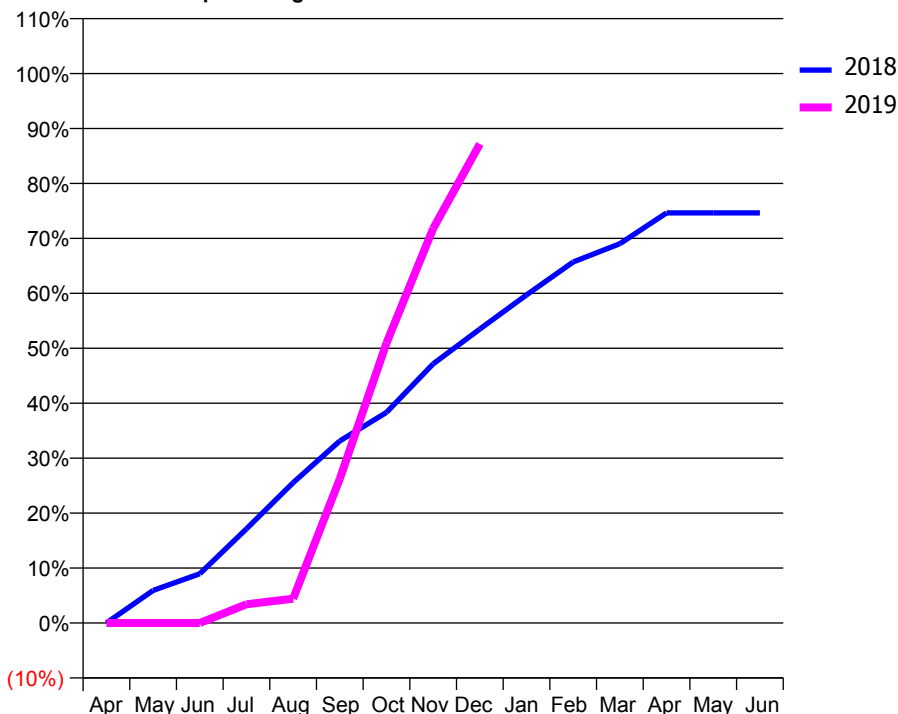
ACCESS*

Patients seen in 24 months	Total	Change since previous quarter
Quarter ending December 2017	1,673	
Quarter ending March 2018	1,651	↓
Quarter ending June 2018	1,523	↓
Quarter ending September 2018	1,576	↑
Quarter ending December 2018	2,091	↑
Variance since December 2017	25.0%	↑



ACTIVITY

Cumulative percentage of contracted UDA delivered 2018 & 2019



Month	Adjusted Scheduled Activity (UDA)	
	2018	2019
April	0	0
May	343	0
June	517	0
July	988	196
August	1,473	255
September	1,910	1,513
October	2,211	2,937
November	2,719	4,140
December	3,084	5,027
January	3,443	
February	3,788	
March	3,981	
April	4,304	
May	4,304	
June	4,304	

QUALITY

	Quantity	Base Number	Contract	AT	Region	England
% of FP17s for the same patient ID Re-attending within 3 months - Children	10	258	3.9%	9.5%	11.3%	11.8%
% of FP17s for the same patient ID Re-attending within 3 months - Adults	214	1,792	11.9%	15.0%	15.3%	15.6%
% of FP17s for the same patient ID Re-attending between 3 & 9 months - Children	42	258	16.3%	59.9%	61.1%	58.8%
% of FP17s for the same patient ID Re-attending between 3 & 9 months - Adults	422	1,792	23.5%	51.5%	52.4%	51.0%
% of FP17s for Band 1 Urgent Courses	200	1,849	10.8%	9.4%	9.5%	9.0%
% of FP17s Relating to Free Repair or Replacements	1	1,849	0.1%	0.5%	0.7%	0.8%
% of FP17s Relating to Continuations	10	1,849	0.5%	0.8%	0.8%	0.9%
% of Patients satisfied with the dentistry they have received	0	0	N/A	92.5%	93.1%	93.2%
% of Patients satisfied with the time they had to wait for an appointment	0	0	N/A	88.5%	87.8%	88.3%

* This is based on patients treated on this contract for their most recent course of treatment. Figures in italics indicate the base number of FP17s or Patient Questionnaire responses are less than 100. N/A is shown where the base number of responses is less than 10 during the period. % is calculated as Quantity/Base number*100

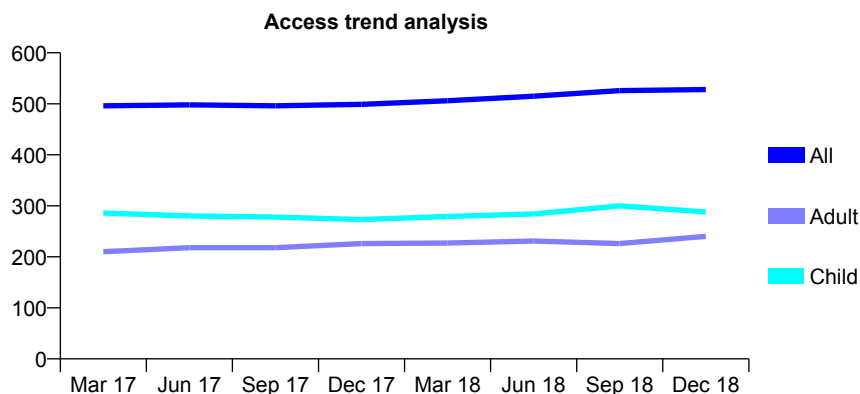
Q68 - Vital Signs At a Glance Contract Report for 629804/0001 - December 2018

Name or company name	MR MS WRIGHT
Contract type name	GDS Contract
Purpose of contract	General
Contract start date	01/04/2006
Contract end date	

18/19 Contracted general activity (UDA)	1,150
Carry forward general activity (UDA)	0
18/19 Contracted orthodontic activity (UOA)	0
Carry forward orthodontic activity (UOA)	0
Baseline contract value	£29,890.64

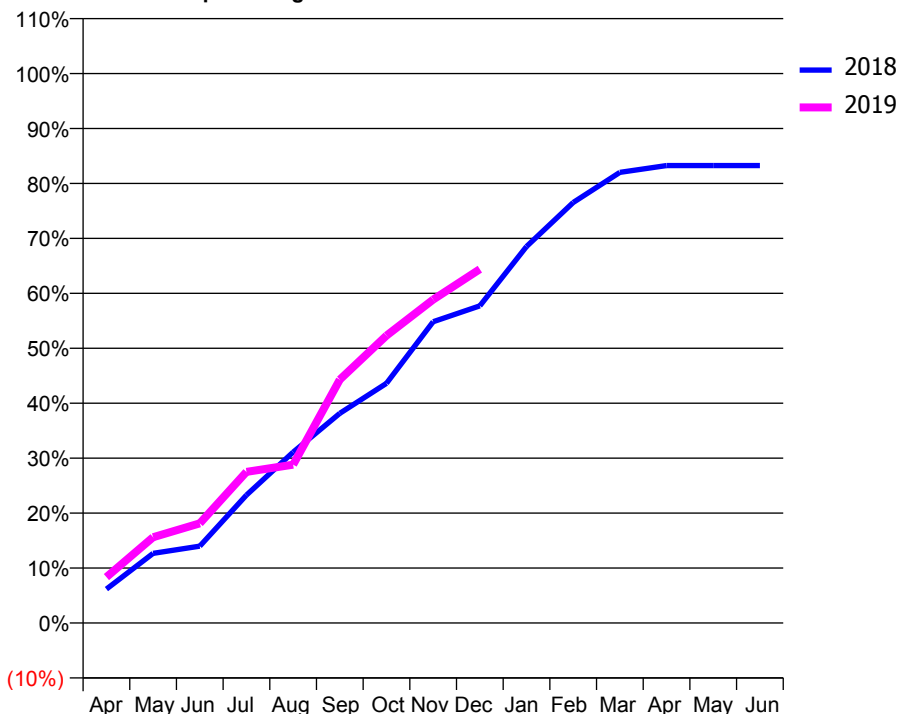
ACCESS*

Patients seen in 24 months	Total	Change since previous quarter
Quarter ending December 2017	499	
Quarter ending March 2018	506	→
Quarter ending June 2018	515	→
Quarter ending September 2018	526	↑
Quarter ending December 2018	528	→
Variance since December 2017	5.8%	↑



ACTIVITY

Cumulative percentage of contracted UDA delivered 2018 & 2019



Adjusted Scheduled Activity (UDA)		
Month	2018	2019
April	80	96
May	165	180
June	182	209
July	303	316
August	404	331
September	496	509
October	567	601
November	713	677
December	750	741
January	891	
February	995	
March	1,066	
April	1,082	
May	1,082	
June	1,082	

QUALITY

	Quantity	Base Number	Contract	AT	Region	England
% of FP17s for the same patient ID Re-attending within 3 months - Children	15	364	4.1%	9.5%	11.3%	11.8%
% of FP17s for the same patient ID Re-attending within 3 months - Adults	17	178	9.6%	15.0%	15.3%	15.6%
% of FP17s for the same patient ID Re-attending between 3 & 9 months - Children	262	364	72.0%	59.9%	61.1%	58.8%
% of FP17s for the same patient ID Re-attending between 3 & 9 months - Adults	92	178	51.7%	51.5%	52.4%	51.0%
% of FP17s for Band 1 Urgent Courses	18	528	3.4%	9.4%	9.5%	9.0%
% of FP17s Relating to Free Repair or Replacements	8	528	1.5%	0.5%	0.7%	0.8%
% of FP17s Relating to Continuations	0	528	0.0%	0.8%	0.8%	0.9%
% of Patients satisfied with the dentistry they have received	0	0	N/A	92.5%	93.1%	93.2%
% of Patients satisfied with the time they had to wait for an appointment	0	0	N/A	88.5%	87.8%	88.3%

* This is based on patients treated on this contract for their most recent course of treatment. Figures in italics indicate the base number of FP17s or Patient Questionnaire responses are less than 100. N/A is shown where the base number of responses is less than 10 during the period. % is calculated as Quantity/Base number*100

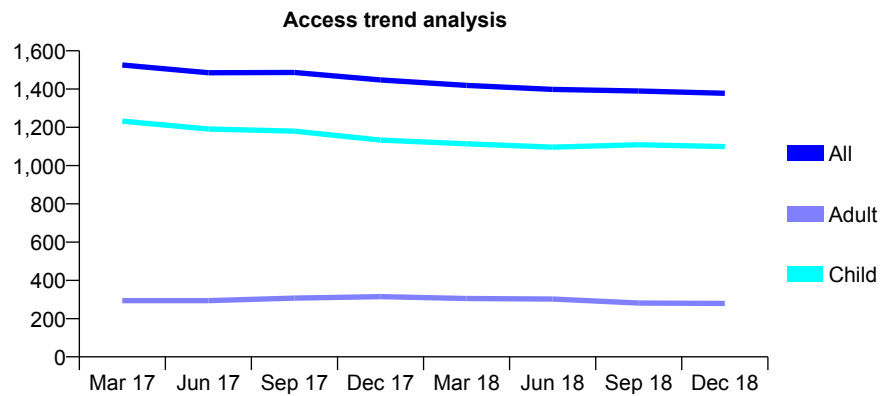
Q68 - Vital Signs At a Glance Contract Report for 630624/0001 - December 2018

Name or company name	MR RP MILNE
Contract type name	GDS Contract
Purpose of contract	General
Contract start date	01/04/2006
Contract end date	

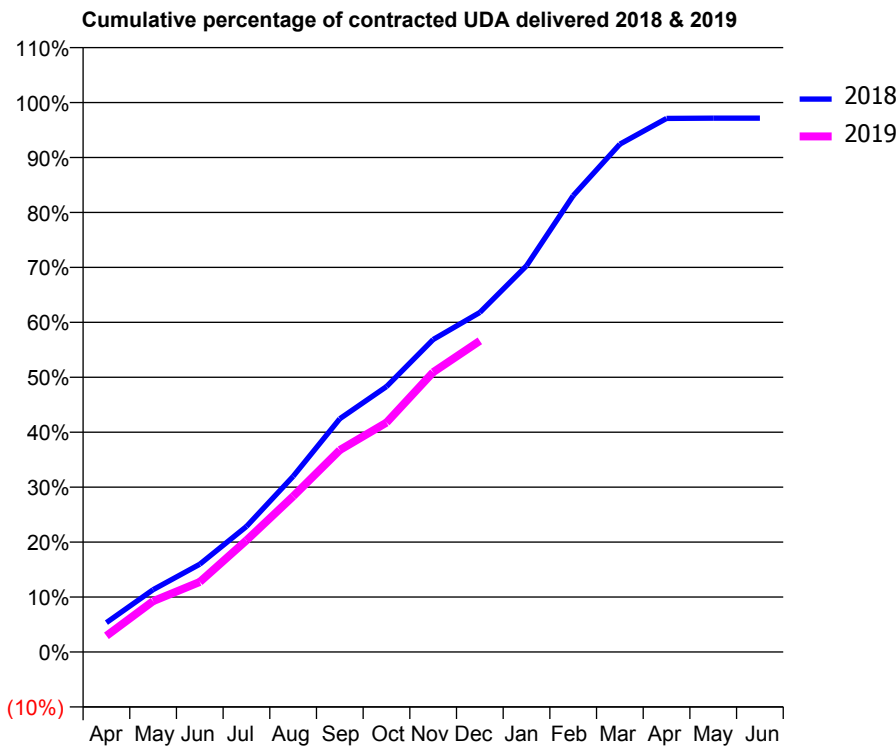
18/19 Contracted general activity (UDA)	2,700
Carry forward general activity (UDA)	77
18/19 Contracted orthodontic activity (UOA)	0
Carry forward orthodontic activity (UOA)	0
Baseline contract value	£68,934.83

ACCESS*

Patients seen in 24 months	Total	Change since previous quarter
Quarter ending December 2017	1,448	
Quarter ending March 2018	1,419	↓
Quarter ending June 2018	1,398	↓
Quarter ending September 2018	1,390	→
Quarter ending December 2018	1,378	→
Variance since December 2017	(4.8%)	↓



ACTIVITY



Month	Adjusted Scheduled Activity (UDA)	
	2018	2019
April	144	79
May	306	250
June	431	345
July	617	549
August	863	765
September	1,146	993
October	1,304	1,127
November	1,536	1,375
December	1,669	1,529
January	1,898	
February	2,242	
March	2,496	
April	2,622	
May	2,623	
June	2,623	

QUALITY

	Quantity	Base Number	Contract	AT	Region	England
% of FP17s for the same patient ID Re-attending within 3 months - Children	73	1,223	6.0%	9.5%	11.3%	11.8%
% of FP17s for the same patient ID Re-attending within 3 months - Adults	10	119	8.4%	15.0%	15.3%	15.6%
% of FP17s for the same patient ID Re-attending between 3 & 9 months - Children	755	1,223	61.7%	59.9%	61.1%	58.8%
% of FP17s for the same patient ID Re-attending between 3 & 9 months - Adults	86	119	72.3%	51.5%	52.4%	51.0%
% of FP17s for Band 1 Urgent Courses	44	1,252	3.5%	9.4%	9.5%	9.0%
% of FP17s Relating to Free Repair or Replacements	0	1,252	0.0%	0.5%	0.7%	0.8%
% of FP17s Relating to Continuations	13	1,252	1.0%	0.8%	0.8%	0.9%
% of Patients satisfied with the dentistry they have received	2	2	N/A	92.5%	93.1%	93.2%
% of Patients satisfied with the time they had to wait for an appointment	2	2	N/A	88.5%	87.8%	88.3%

* This is based on patients treated on this contract for their most recent course of treatment. Figures in italics indicate the base number of FP17s or Patient Questionnaire responses are less than 100. N/A is shown where the base number of responses is less than 10 during the period. % is calculated as Quantity/Base number*100

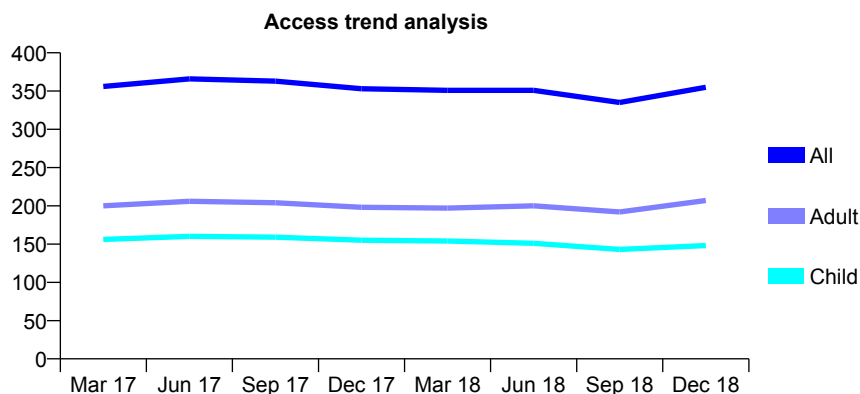
Q68 - Vital Signs At a Glance Contract Report for 634727/0001 - December 2018

Name or company name	MR RC SCOTT
Contract type name	GDS Contract
Purpose of contract	General
Contract start date	01/04/2006
Contract end date	

18/19 Contracted general activity (UDA)	911
Carry forward general activity (UDA)	0
18/19 Contracted orthodontic activity (UOA)	0
Carry forward orthodontic activity (UOA)	0
Baseline contract value	£22,055.04

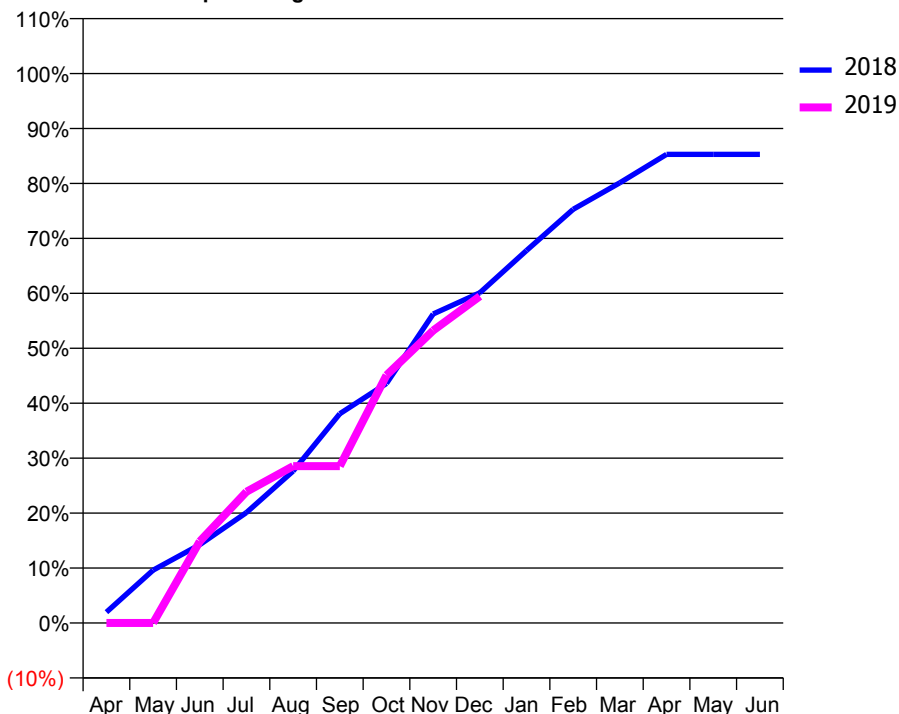
ACCESS*

Patients seen in 24 months	Total	Change since previous quarter
Quarter ending December 2017	353	
Quarter ending March 2018	351	→
Quarter ending June 2018	351	→
Quarter ending September 2018	335	↓
Quarter ending December 2018	355	↑
Variance since December 2017	0.6%	→



ACTIVITY

Cumulative percentage of contracted UDA delivered 2018 & 2019



Month	Adjusted Scheduled Activity (UDA)	
	2018	2019
April	18	0
May	88	0
June	130	135
July	183	218
August	252	260
September	347	260
October	397	411
November	512	485
December	547	542
January	618	
February	686	
March	730	
April	777	
May	777	
June	777	

QUALITY

	Quantity	Base Number	Contract	AT	Region	England
% of FP17s for the same patient ID Re-attending within 3 months - Children	6	127	4.7%	9.5%	11.3%	11.8%
% of FP17s for the same patient ID Re-attending within 3 months - Adults	15	195	7.7%	15.0%	15.3%	15.6%
% of FP17s for the same patient ID Re-attending between 3 & 9 months - Children	74	127	58.3%	59.9%	61.1%	58.8%
% of FP17s for the same patient ID Re-attending between 3 & 9 months - Adults	80	195	41.0%	51.5%	52.4%	51.0%
% of FP17s for Band 1 Urgent Courses	30	298	10.1%	9.4%	9.5%	9.0%
% of FP17s Relating to Free Repair or Replacements	1	298	0.3%	0.5%	0.7%	0.8%
% of FP17s Relating to Continuations	3	298	1.0%	0.8%	0.8%	0.9%
% of Patients satisfied with the dentistry they have received	0	0	N/A	92.5%	93.1%	93.2%
% of Patients satisfied with the time they had to wait for an appointment	0	0	N/A	88.5%	87.8%	88.3%

* This is based on patients treated on this contract for their most recent course of treatment. Figures in italics indicate the base number of FP17s or Patient Questionnaire responses are less than 100. N/A is shown where the base number of responses is less than 10 during the period. % is calculated as Quantity/Base number*100

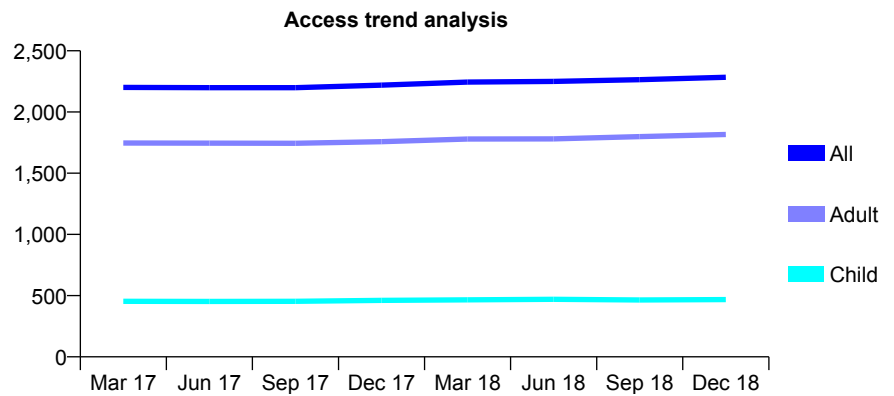
Q68 - Vital Signs At a Glance Contract Report for 635391/0001 - December 2018

Name or company name	Tokajuk & Guttery
Contract type name	GDS Contract
Purpose of contract	General
Contract start date	01/04/2006
Contract end date	

18/19 Contracted general activity (UDA)	6,185
Carry forward general activity (UDA)	110
18/19 Contracted orthodontic activity (UOA)	0
Carry forward orthodontic activity (UOA)	0
Baseline contract value	£184,375.00

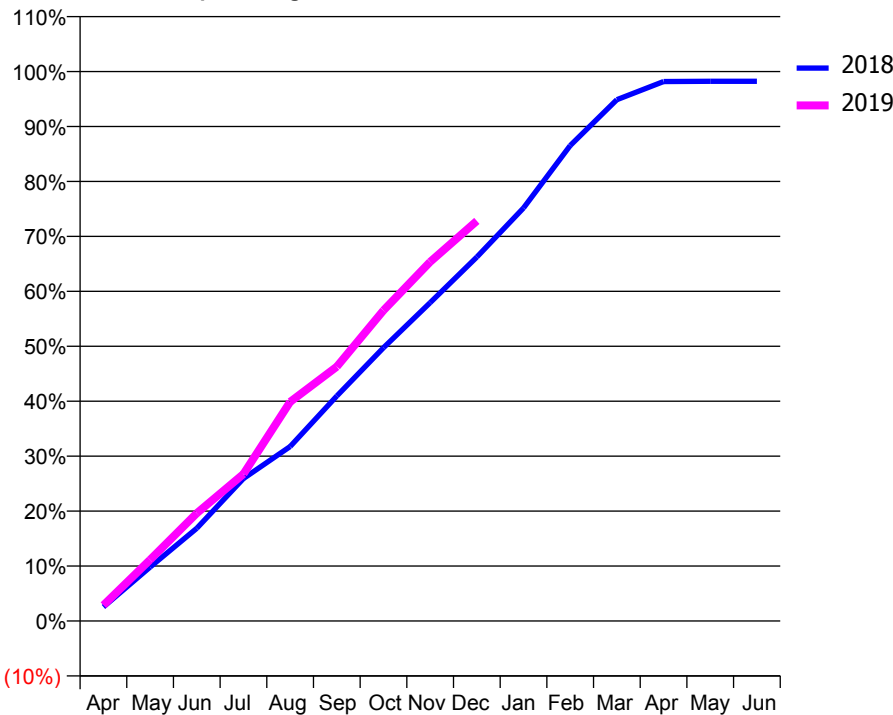
ACCESS*

Patients seen in 24 months	Total	Change since previous quarter
Quarter ending December 2017	2,219	
Quarter ending March 2018	2,245	→
Quarter ending June 2018	2,250	→
Quarter ending September 2018	2,264	→
Quarter ending December 2018	2,284	→
Variance since December 2017	2.9%	↑



ACTIVITY

Cumulative percentage of contracted UDA delivered 2018 & 2019



Month	Adjusted Scheduled Activity (UDA)	
	2018	2019
April	158	179
May	607	690
June	1,043	1,214
July	1,604	1,655
August	1,963	2,466
September	2,533	2,863
October	3,076	3,496
November	3,583	4,042
December	4,097	4,504
January	4,649	
February	5,352	
March	5,868	
April	6,072	
May	6,075	
June	6,075	

QUALITY

	Quantity	Base Number	Contract	AT	Region	England
% of FP17s for the same patient ID Re-attending within 3 months - Children	45	530	8.5%	9.5%	11.3%	11.8%
% of FP17s for the same patient ID Re-attending within 3 months - Adults	389	2,105	18.5%	15.0%	15.3%	15.6%
% of FP17s for the same patient ID Re-attending between 3 & 9 months - Children	315	530	59.4%	59.9%	61.1%	58.8%
% of FP17s for the same patient ID Re-attending between 3 & 9 months - Adults	1,126	2,105	53.5%	51.5%	52.4%	51.0%
% of FP17s for Band 1 Urgent Courses	230	2,521	9.1%	9.4%	9.5%	9.0%
% of FP17s Relating to Free Repair or Replacements	14	2,521	0.6%	0.5%	0.7%	0.8%
% of FP17s Relating to Continuations	66	2,521	2.6%	0.8%	0.8%	0.9%
% of Patients satisfied with the dentistry they have received	1	1	N/A	92.5%	93.1%	93.2%
% of Patients satisfied with the time they had to wait for an appointment	1	1	N/A	88.5%	87.8%	88.3%

* This is based on patients treated on this contract for their most recent course of treatment. Figures in italics indicate the base number of FP17s or Patient Questionnaire responses are less than 100. N/A is shown where the base number of responses is less than 10 during the period. % is calculated as Quantity/Base number*100

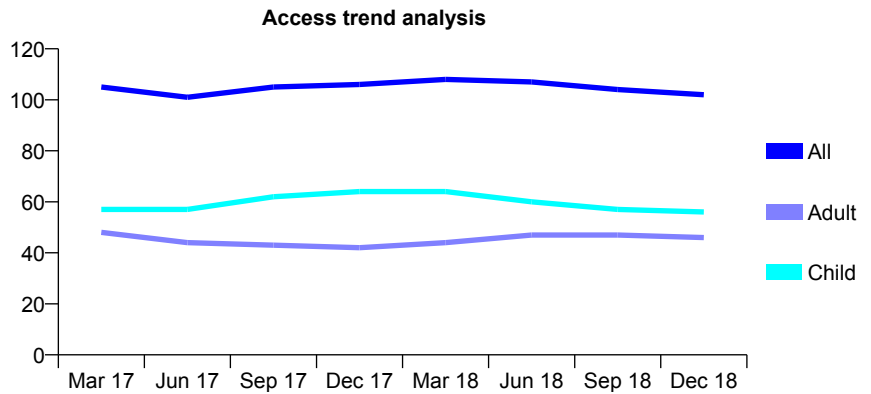
Q68 - Vital Signs At a Glance Contract Report for 638730/0001 - December 2018

Name or company name	MR DA RHODEN
Contract type name	GDS Contract
Purpose of contract	General
Contract start date	01/04/2006
Contract end date	

18/19 Contracted general activity (UDA)	170
Carry forward general activity (UDA)	0
18/19 Contracted orthodontic activity (UOA)	0
Carry forward orthodontic activity (UOA)	0
Baseline contract value	£3,971.39

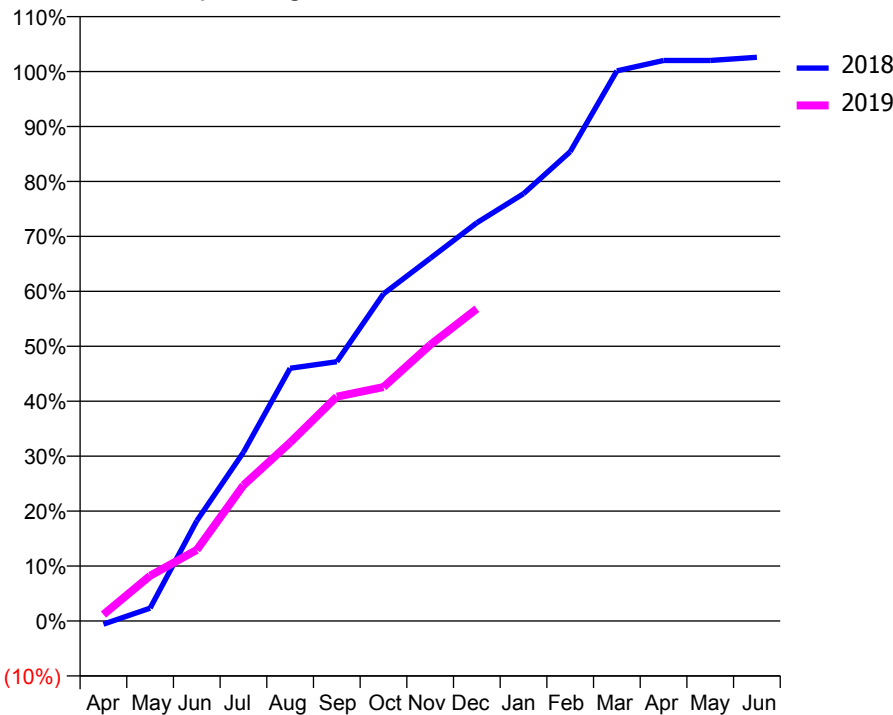
ACCESS*

Patients seen in 24 months	Total	Change since previous quarter
Quarter ending December 2017	106	
Quarter ending March 2018	108	→
Quarter ending June 2018	107	→
Quarter ending September 2018	104	↓
Quarter ending December 2018	102	↓
Variance since December 2017	(3.8%)	↓



ACTIVITY

Cumulative percentage of contracted UDA delivered 2018 & 2019



Month	Adjusted Scheduled Activity (UDA)	
	2018	2019
April	-1	2
May	4	14
June	31	22
July	52	42
August	78	55
September	80	69
October	101	72
November	112	85
December	123	97
January	132	
February	145	
March	170	
April	173	
May	173	
June	174	

QUALITY

	Quantity	Base Number	Contract	AT	Region	England
% of FP17s for the same patient ID Re-attending within 3 months - Children	0	54	0.0%	9.5%	11.3%	11.8%
% of FP17s for the same patient ID Re-attending within 3 months - Adults	1	24	4.2%	15.0%	15.3%	15.6%
% of FP17s for the same patient ID Re-attending between 3 & 9 months - Children	29	54	53.7%	59.9%	61.1%	58.8%
% of FP17s for the same patient ID Re-attending between 3 & 9 months - Adults	13	24	54.2%	51.5%	52.4%	51.0%
% of FP17s for Band 1 Urgent Courses	3	74	4.1%	9.4%	9.5%	9.0%
% of FP17s Relating to Free Repair or Replacements	0	74	0.0%	0.5%	0.7%	0.8%
% of FP17s Relating to Continuations	0	74	0.0%	0.8%	0.8%	0.9%
% of Patients satisfied with the dentistry they have received	0	0	N/A	92.5%	93.1%	93.2%
% of Patients satisfied with the time they had to wait for an appointment	0	0	N/A	88.5%	87.8%	88.3%

* This is based on patients treated on this contract for their most recent course of treatment. Figures in italics indicate the base number of FP17s or Patient Questionnaire responses are less than 100. N/A is shown where the base number of responses is less than 10 during the period. % is calculated as Quantity/Base number*100

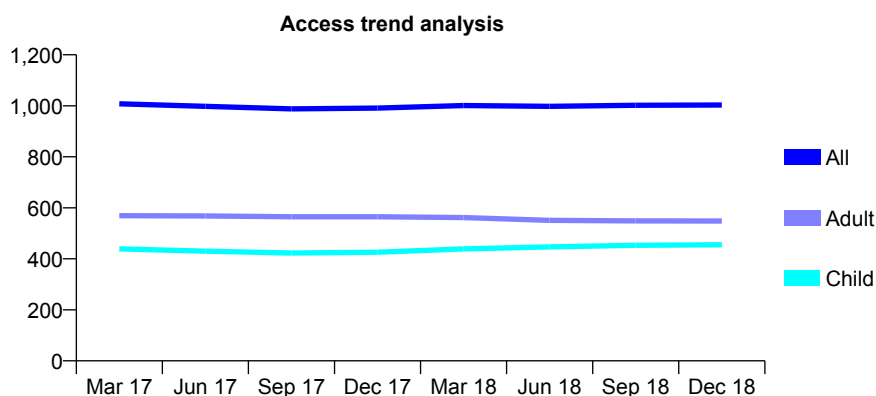
Q68 - Vital Signs At a Glance Contract Report for 643440/0001 - December 2018

Name or company name	MR KA GOWER
Contract type name	GDS Contract
Purpose of contract	General
Contract start date	01/04/2006
Contract end date	

18/19 Contracted general activity (UDA)	2,240
Carry forward general activity (UDA)	0
18/19 Contracted orthodontic activity (UOA)	0
Carry forward orthodontic activity (UOA)	0
Baseline contract value	£51,199.00

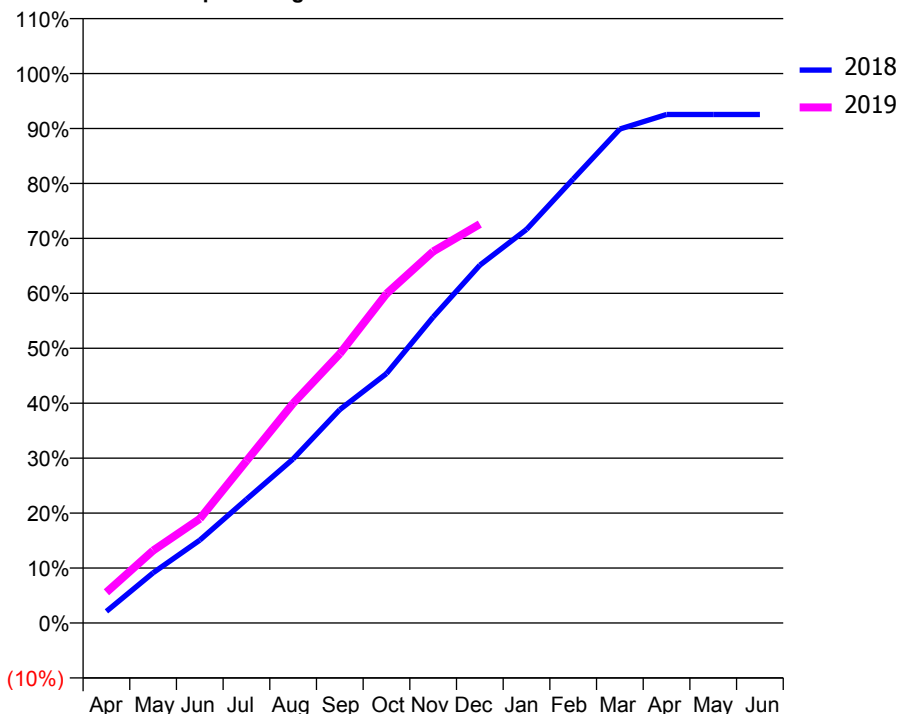
ACCESS*

Patients seen in 24 months	Total	Change since previous quarter
Quarter ending December 2017	991	
Quarter ending March 2018	1,001	→
Quarter ending June 2018	998	→
Quarter ending September 2018	1,002	→
Quarter ending December 2018	1,003	→
Variance since December 2017	1.2%	→



ACTIVITY

Cumulative percentage of contracted UDA delivered 2018 & 2019



Adjusted Scheduled Activity (UDA)		
Month	2018	2019
April	48	125
May	205	296
June	338	425
July	504	661
August	669	896
September	870	1,098
October	1,017	1,342
November	1,247	1,515
December	1,459	1,626
January	1,604	
February	1,810	
March	2,014	
April	2,073	
May	2,073	
June	2,073	

QUALITY

	Quantity	Base Number	Contract	AT	Region	England
% of FP17s for the same patient ID Re-attending within 3 months - Children	41	542	7.6%	9.5%	11.3%	11.8%
% of FP17s for the same patient ID Re-attending within 3 months - Adults	75	543	13.8%	15.0%	15.3%	15.6%
% of FP17s for the same patient ID Re-attending between 3 & 9 months - Children	361	542	66.6%	59.9%	61.1%	58.8%
% of FP17s for the same patient ID Re-attending between 3 & 9 months - Adults	292	543	53.8%	51.5%	52.4%	51.0%
% of FP17s for Band 1 Urgent Courses	76	1,054	7.2%	9.4%	9.5%	9.0%
% of FP17s Relating to Free Repair or Replacements	0	1,054	0.0%	0.5%	0.7%	0.8%
% of FP17s Relating to Continuations	2	1,054	0.2%	0.8%	0.8%	0.9%
% of Patients satisfied with the dentistry they have received	1	1	N/A	92.5%	93.1%	93.2%
% of Patients satisfied with the time they had to wait for an appointment	1	1	N/A	88.5%	87.8%	88.3%

* This is based on patients treated on this contract for their most recent course of treatment. Figures in italics indicate the base number of FP17s or Patient Questionnaire responses are less than 100. N/A is shown where the base number of responses is less than 10 during the period. % is calculated as Quantity/Base number*100

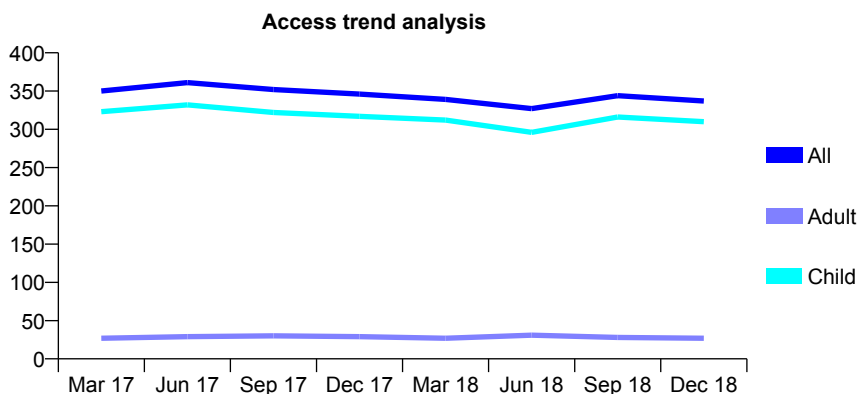
Q68 - Vital Signs At a Glance Contract Report for 644951/0001 - December 2018

Name or company name	MR NJ JULLIEN
Contract type name	GDS Contract
Purpose of contract	General
Contract start date	01/04/2006
Contract end date	

18/19 Contracted general activity (UDA)	550
Carry forward general activity (UDA)	0
18/19 Contracted orthodontic activity (UOA)	0
Carry forward orthodontic activity (UOA)	0
Baseline contract value	£12,571.20

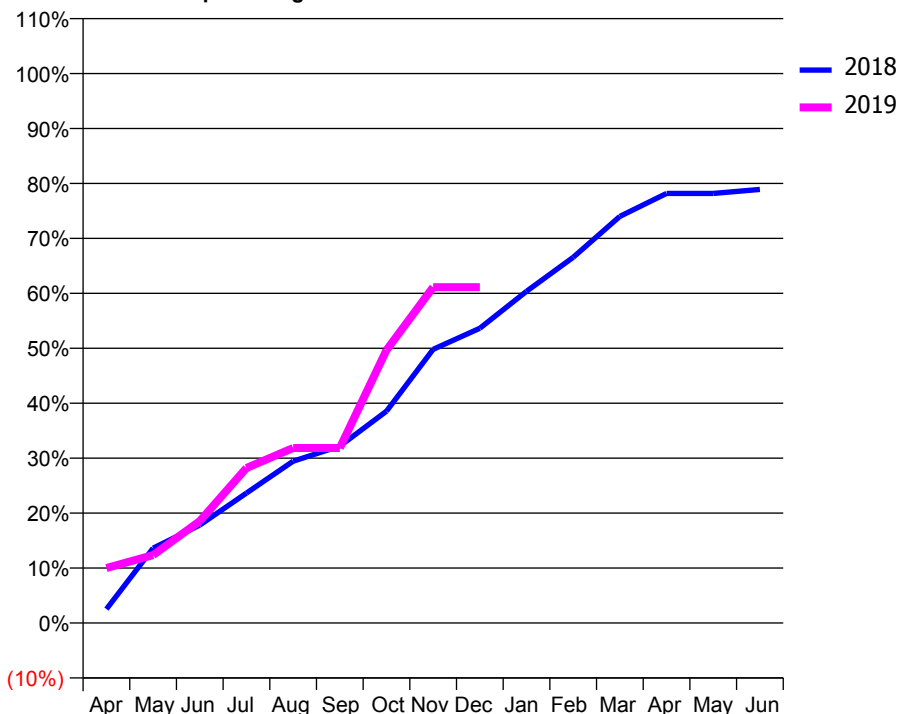
ACCESS*

Patients seen in 24 months	Total	Change since previous quarter
Quarter ending December 2017	346	
Quarter ending March 2018	339	↓
Quarter ending June 2018	327	↓
Quarter ending September 2018	344	↑
Quarter ending December 2018	337	↓
Variance since December 2017	(2.6%)	↓



ACTIVITY

Cumulative percentage of contracted UDA delivered 2018 & 2019



Month	Adjusted Scheduled Activity (UDA)	
	2018	2019
April	14	55
May	75	68
June	98	102
July	130	155
August	162	175
September	177	175
October	212	273
November	274	336
December	295	336
January	332	
February	366	
March	407	
April	430	
May	430	
June	434	

QUALITY

	Quantity	Base Number	Contract	AT	Region	England
% of FP17s for the same patient ID Re-attending within 3 months - Children	9	284	3.2%	9.5%	11.3%	11.8%
% of FP17s for the same patient ID Re-attending within 3 months - Adults	0	3	0.0%	15.0%	15.3%	15.6%
% of FP17s for the same patient ID Re-attending between 3 & 9 months - Children	142	284	50.0%	59.9%	61.1%	58.8%
% of FP17s for the same patient ID Re-attending between 3 & 9 months - Adults	0	3	0.0%	51.5%	52.4%	51.0%
% of FP17s for Band 1 Urgent Courses	1	267	0.4%	9.4%	9.5%	9.0%
% of FP17s Relating to Free Repair or Replacements	0	267	0.0%	0.5%	0.7%	0.8%
% of FP17s Relating to Continuations	0	267	0.0%	0.8%	0.8%	0.9%
% of Patients satisfied with the dentistry they have received	0	0	N/A	92.5%	93.1%	93.2%
% of Patients satisfied with the time they had to wait for an appointment	0	0	N/A	88.5%	87.8%	88.3%

* This is based on patients treated on this contract for their most recent course of treatment. Figures in italics indicate the base number of FP17s or Patient Questionnaire responses are less than 100. N/A is shown where the base number of responses is less than 10 during the period. % is calculated as Quantity/Base number*100

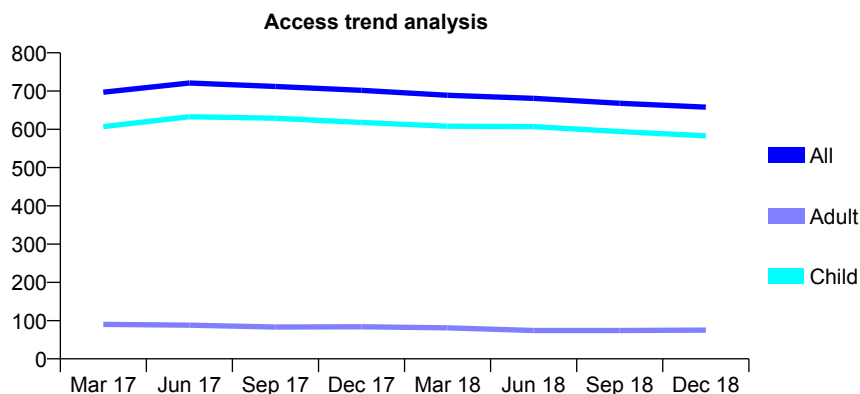
Q68 - Vital Signs At a Glance Contract Report for 649473/0001 - December 2018

Name or company name	MR AB DAVIDSON
Contract type name	GDS Contract
Purpose of contract	General
Contract start date	01/04/2006
Contract end date	

18/19 Contracted general activity (UDA)	1,200
Carry forward general activity (UDA)	9
18/19 Contracted orthodontic activity (UOA)	0
Carry forward orthodontic activity (UOA)	0
Baseline contract value	£31,040.57

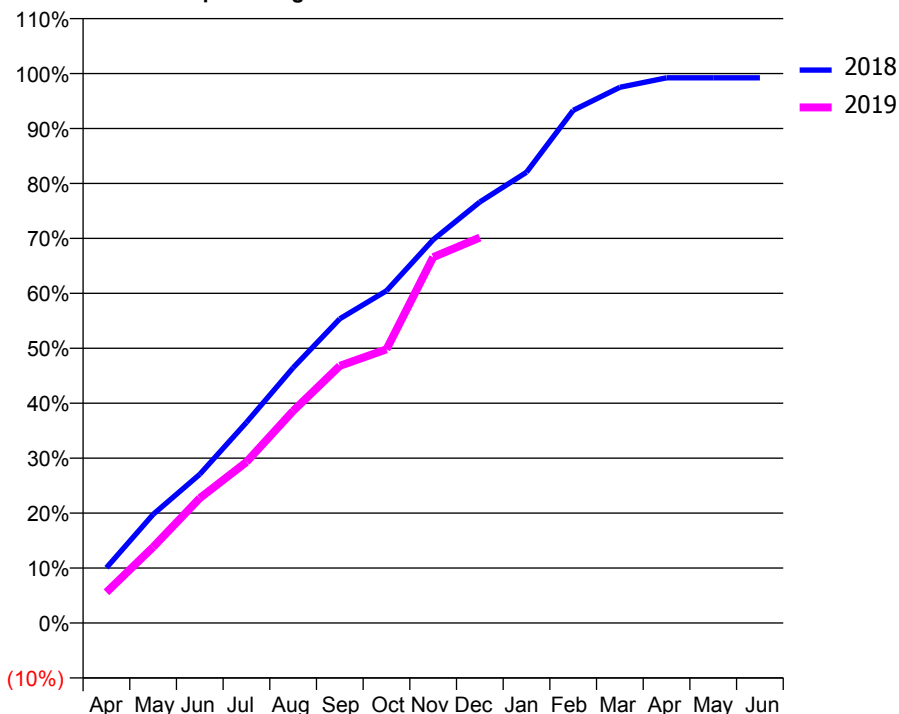
ACCESS*

Patients seen in 24 months	Total	Change since previous quarter
Quarter ending December 2017	702	
Quarter ending March 2018	689	↓
Quarter ending June 2018	681	↓
Quarter ending September 2018	668	↓
Quarter ending December 2018	658	↓
Variance since December 2017	(6.3%)	↓



ACTIVITY

Cumulative percentage of contracted UDA delivered 2018 & 2019



Month	Adjusted Scheduled Activity (UDA)	
	2018	2019
April	121	67
May	237	166
June	325	273
July	438	352
August	558	463
September	664	562
October	725	598
November	837	799
December	920	842
January	984	
February	1,120	
March	1,170	
April	1,191	
May	1,191	
June	1,191	

QUALITY

	Quantity	Base Number	Contract	AT	Region	England
% of FP17s for the same patient ID Re-attending within 3 months - Children	35	665	5.3%	9.5%	11.3%	11.8%
% of FP17s for the same patient ID Re-attending within 3 months - Adults	4	6	66.7%	15.0%	15.3%	15.6%
% of FP17s for the same patient ID Re-attending between 3 & 9 months - Children	417	665	62.7%	59.9%	61.1%	58.8%
% of FP17s for the same patient ID Re-attending between 3 & 9 months - Adults	2	6	33.3%	51.5%	52.4%	51.0%
% of FP17s for Band 1 Urgent Courses	19	655	2.9%	9.4%	9.5%	9.0%
% of FP17s Relating to Free Repair or Replacements	0	655	0.0%	0.5%	0.7%	0.8%
% of FP17s Relating to Continuations	0	655	0.0%	0.8%	0.8%	0.9%
% of Patients satisfied with the dentistry they have received	1	1	N/A	92.5%	93.1%	93.2%
% of Patients satisfied with the time they had to wait for an appointment	1	1	N/A	88.5%	87.8%	88.3%

* This is based on patients treated on this contract for their most recent course of treatment. Figures in italics indicate the base number of FP17s or Patient Questionnaire responses are less than 100. N/A is shown where the base number of responses is less than 10 during the period. % is calculated as Quantity/Base number*100

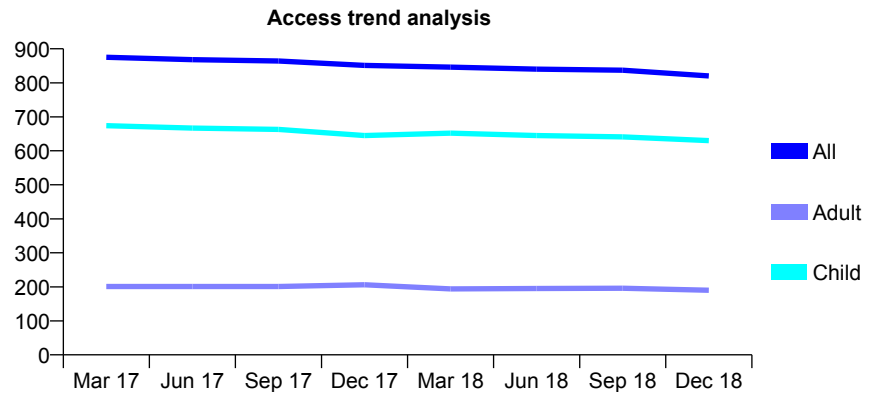
Q68 - Vital Signs At a Glance Contract Report for 649848/0001 - December 2018

Name or company name	Strand Dental
Contract type name	GDS Contract
Purpose of contract	General
Contract start date	01/04/2006
Contract end date	

18/19 Contracted general activity (UDA)	1,443
Carry forward general activity (UDA)	0
18/19 Contracted orthodontic activity (UOA)	0
Carry forward orthodontic activity (UOA)	0
Baseline contract value	£35,979.27

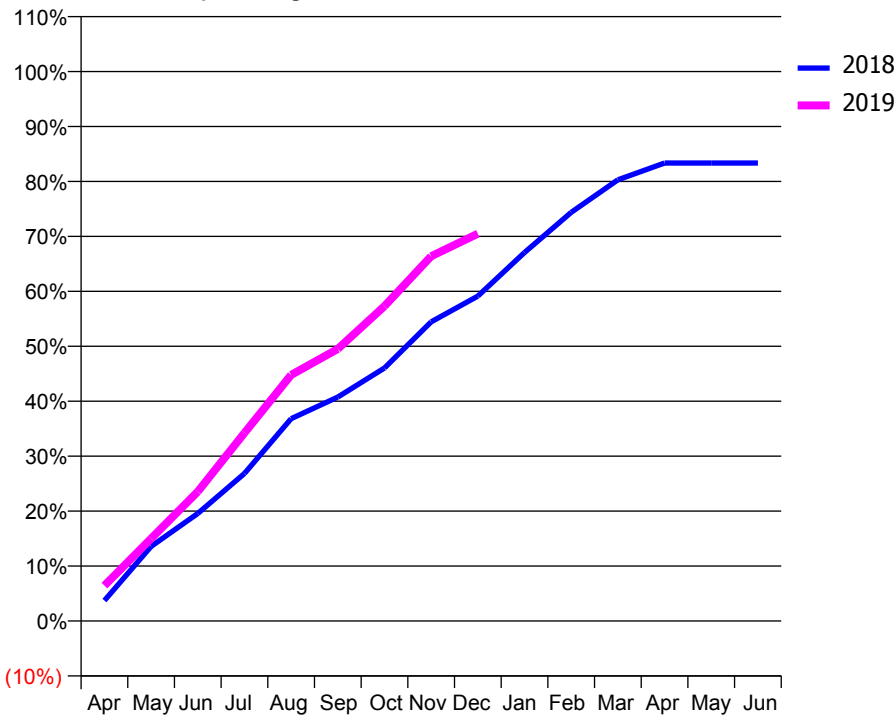
ACCESS*

Patients seen in 24 months	Total	Change since previous quarter
Quarter ending December 2017	851	
Quarter ending March 2018	846	→
Quarter ending June 2018	840	→
Quarter ending September 2018	837	→
Quarter ending December 2018	820	↓
Variance since December 2017	(3.6%)	↓



ACTIVITY

Cumulative percentage of contracted UDA delivered 2018 & 2019



Month	Adjusted Scheduled Activity (UDA)	
	2018	2019
April	67	93
May	244	217
June	352	340
July	483	494
August	663	646
September	734	714
October	829	827
November	980	958
December	1,064	1,017
January	1,207	
February	1,339	
March	1,445	
April	1,500	
May	1,500	
June	1,500	

QUALITY

	Quantity	Base Number	Contract	AT	Region	England
% of FP17s for the same patient ID Re-attending within 3 months - Children	24	717	3.3%	9.5%	11.3%	11.8%
% of FP17s for the same patient ID Re-attending within 3 months - Adults	2	113	1.8%	15.0%	15.3%	15.6%
% of FP17s for the same patient ID Re-attending between 3 & 9 months - Children	521	717	72.7%	59.9%	61.1%	58.8%
% of FP17s for the same patient ID Re-attending between 3 & 9 months - Adults	72	113	63.7%	51.5%	52.4%	51.0%
% of FP17s for Band 1 Urgent Courses	11	784	1.4%	9.4%	9.5%	9.0%
% of FP17s Relating to Free Repair or Replacements	0	784	0.0%	0.5%	0.7%	0.8%
% of FP17s Relating to Continuations	0	784	0.0%	0.8%	0.8%	0.9%
% of Patients satisfied with the dentistry they have received	0	0	N/A	92.5%	93.1%	93.2%
% of Patients satisfied with the time they had to wait for an appointment	0	0	N/A	88.5%	87.8%	88.3%

* This is based on patients treated on this contract for their most recent course of treatment. Figures in italics indicate the base number of FP17s or Patient Questionnaire responses are less than 100. N/A is shown where the base number of responses is less than 10 during the period. % is calculated as Quantity/Base number*100

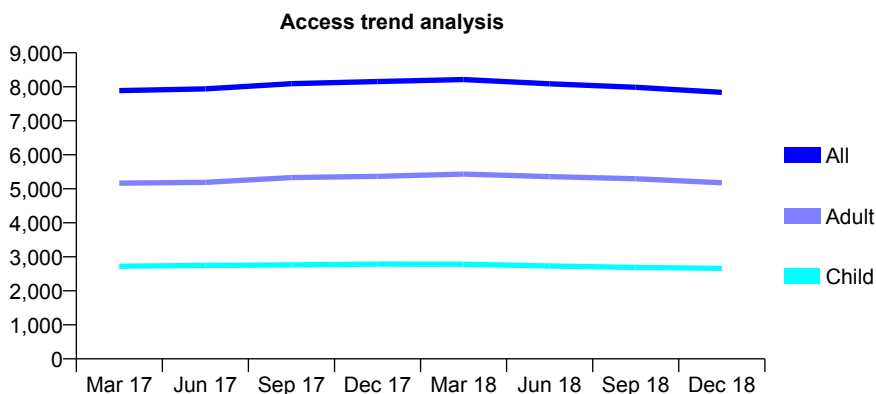
Q68 - Vital Signs At a Glance Contract Report for 653381/0001 - December 2018

Name or company name	MR SG QUELCH
Contract type name	GDS Contract
Purpose of contract	General
Contract start date	01/04/2006
Contract end date	

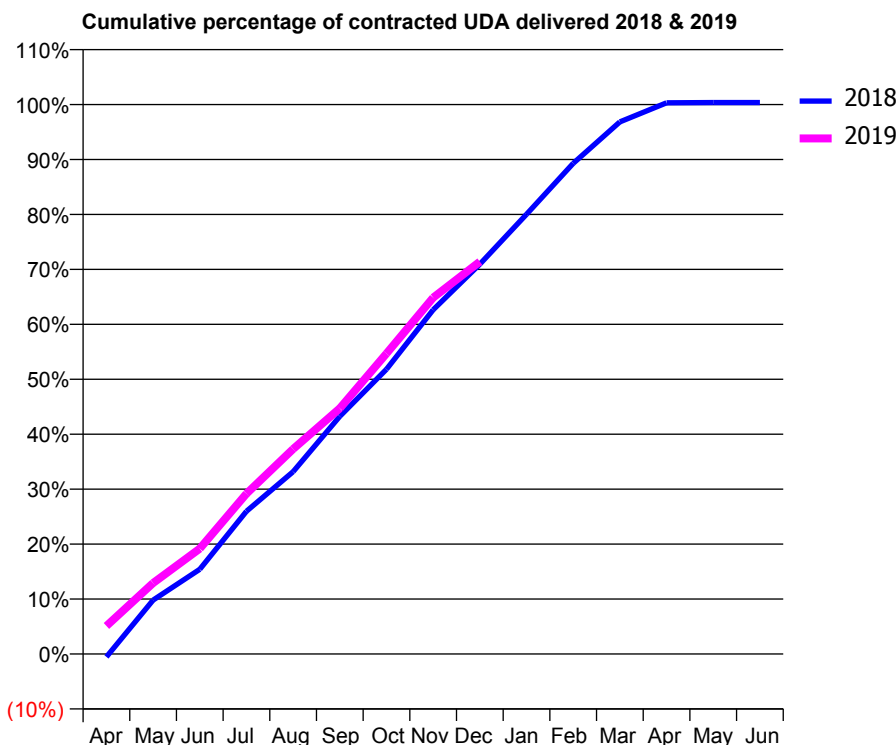
18/19 Contracted general activity (UDA)	17,527
Carry forward general activity (UDA)	0
18/19 Contracted orthodontic activity (UOA)	0
Carry forward orthodontic activity (UOA)	0
Baseline contract value	£558,593.52

ACCESS*

Patients seen in 24 months	Total	Change since previous quarter
Quarter ending December 2017	8,153	
Quarter ending March 2018	8,213	→
Quarter ending June 2018	8,088	↓
Quarter ending September 2018	7,987	↓
Quarter ending December 2018	7,836	↓
Variance since December 2017	(3.9%)	↓



ACTIVITY



Month	Adjusted Scheduled Activity (UDA)	
	2018	2019
April	-95	896
May	1,719	2,266
June	2,701	3,363
July	4,555	5,115
August	5,817	6,541
September	7,580	7,835
October	9,083	9,586
November	10,982	11,365
December	12,435	12,516
January	14,024	
February	15,651	
March	16,972	
April	17,581	
May	17,588	
June	17,590	

QUALITY

	Quantity	Base Number	Contract	AT	Region	England
% of FP17s for the same patient ID Re-attending within 3 months - Children	297	3,537	8.4%	9.5%	11.3%	11.8%
% of FP17s for the same patient ID Re-attending within 3 months - Adults	586	5,186	11.3%	15.0%	15.3%	15.6%
% of FP17s for the same patient ID Re-attending between 3 & 9 months - Children	2,550	3,537	72.1%	59.9%	61.1%	58.8%
% of FP17s for the same patient ID Re-attending between 3 & 9 months - Adults	2,974	5,186	57.3%	51.5%	52.4%	51.0%
% of FP17s for Band 1 Urgent Courses	543	8,284	6.6%	9.4%	9.5%	9.0%
% of FP17s Relating to Free Repair or Replacements	43	8,284	0.5%	0.5%	0.7%	0.8%
% of FP17s Relating to Continuations	10	8,284	0.1%	0.8%	0.8%	0.9%
% of Patients satisfied with the dentistry they have received	2	4	N/A	92.5%	93.1%	93.2%
% of Patients satisfied with the time they had to wait for an appointment	2	4	N/A	88.5%	87.8%	88.3%

* This is based on patients treated on this contract for their most recent course of treatment. Figures in italics indicate the base number of FP17s or Patient Questionnaire responses are less than 100. N/A is shown where the base number of responses is less than 10 during the period. % is calculated as Quantity/Base number*100

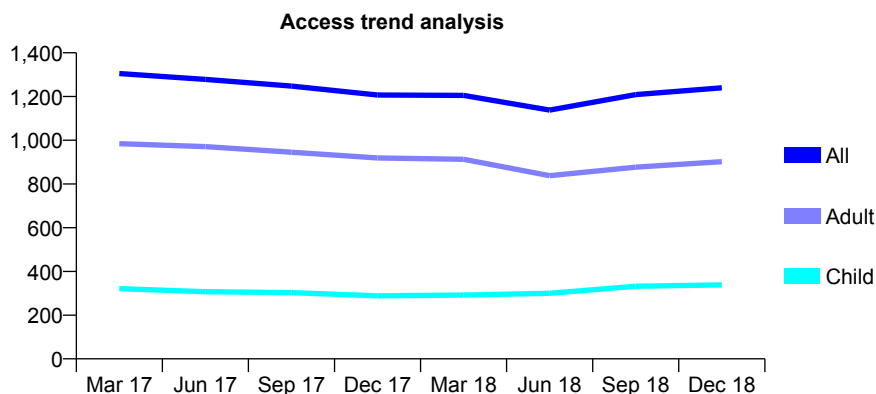
Q68 - Vital Signs At a Glance Contract Report for 657182/0001 - December 2018

Name or company name	Marine Parade Dental Practice
Contract type name	GDS Contract
Purpose of contract	General
Contract start date	01/04/2006
Contract end date	

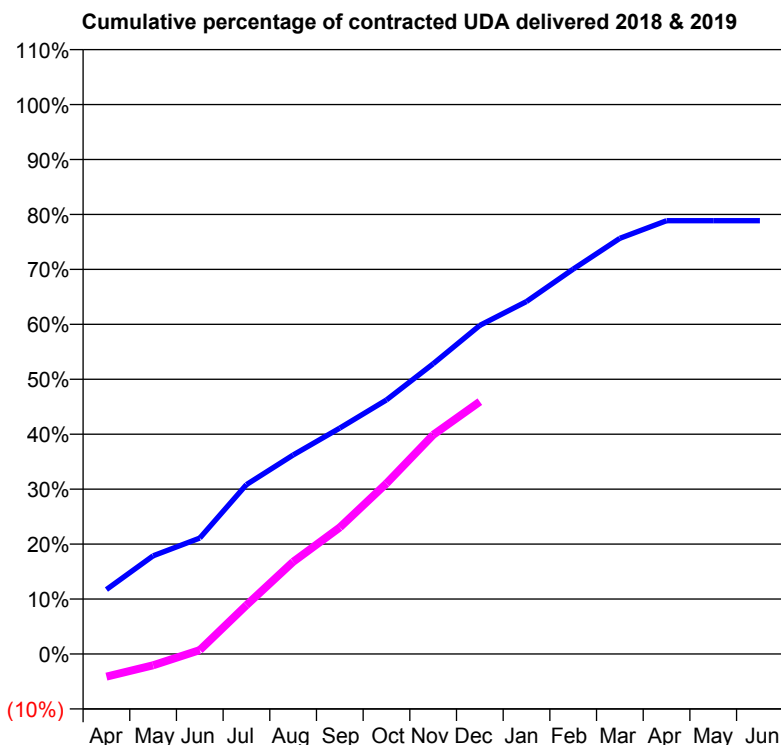
18/19 Contracted general activity (UDA)	4,000
Carry forward general activity (UDA)	320
18/19 Contracted orthodontic activity (UOA)	0
Carry forward orthodontic activity (UOA)	0
Baseline contract value	£116,738.32

ACCESS*

Patients seen in 24 months	Total	Change since previous quarter
Quarter ending December 2017	1,207	
Quarter ending March 2018	1,205	→
Quarter ending June 2018	1,138	↓
Quarter ending September 2018	1,209	↑
Quarter ending December 2018	1,240	↑
Variance since December 2017	2.7%	↑



ACTIVITY



Month	Adjusted Scheduled Activity (UDA)	
	2018	2019
April	469	-165
May	715	-83
June	844	28
July	1,233	355
August	1,449	671
September	1,645	921
October	1,850	1,242
November	2,113	1,595
December	2,392	1,837
January	2,566	
February	2,802	
March	3,026	
April	3,154	
May	3,154	
June	3,154	

QUALITY

	Quantity	Base Number	Contract	AT	Region	England
% of FP17s for the same patient ID Re-attending within 3 months - Children	12	344	3.5%	9.5%	11.3%	11.8%
% of FP17s for the same patient ID Re-attending within 3 months - Adults	48	679	7.1%	15.0%	15.3%	15.6%
% of FP17s for the same patient ID Re-attending between 3 & 9 months - Children	162	344	47.1%	59.9%	61.1%	58.8%
% of FP17s for the same patient ID Re-attending between 3 & 9 months - Adults	187	679	27.5%	51.5%	52.4%	51.0%
% of FP17s for Band 1 Urgent Courses	89	986	9.0%	9.4%	9.5%	9.0%
% of FP17s Relating to Free Repair or Replacements	0	986	0.0%	0.5%	0.7%	0.8%
% of FP17s Relating to Continuations	9	986	0.9%	0.8%	0.8%	0.9%
% of Patients satisfied with the dentistry they have received	0	0	N/A	92.5%	93.1%	93.2%
% of Patients satisfied with the time they had to wait for an appointment	0	0	N/A	88.5%	87.8%	88.3%

* This is based on patients treated on this contract for their most recent course of treatment. Figures in italics indicate the base number of FP17s or Patient Questionnaire responses are less than 100. N/A is shown where the base number of responses is less than 10 during the period. % is calculated as Quantity/Base number*100

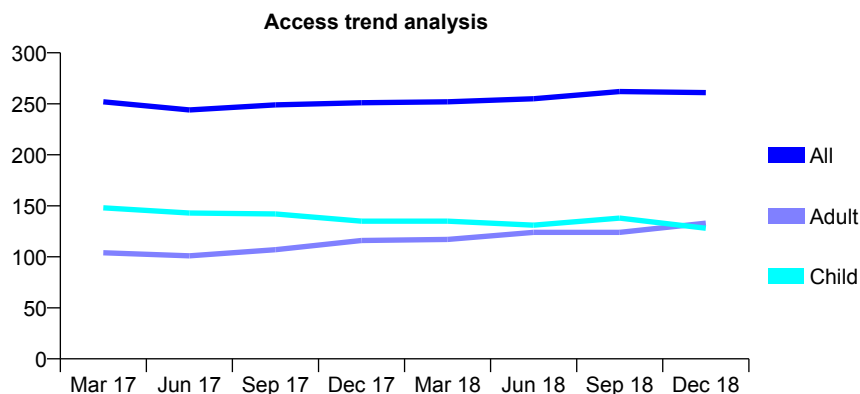
Q68 - Vital Signs At a Glance Contract Report for 657867/0002 - December 2018

Name or company name	MR L VAN ROOY
Contract type name	GDS Contract
Purpose of contract	General
Contract start date	01/07/2006
Contract end date	

18/19 Contracted general activity (UDA)	1,000
Carry forward general activity (UDA)	0
18/19 Contracted orthodontic activity (UOA)	0
Carry forward orthodontic activity (UOA)	0
Baseline contract value	£29,536.86

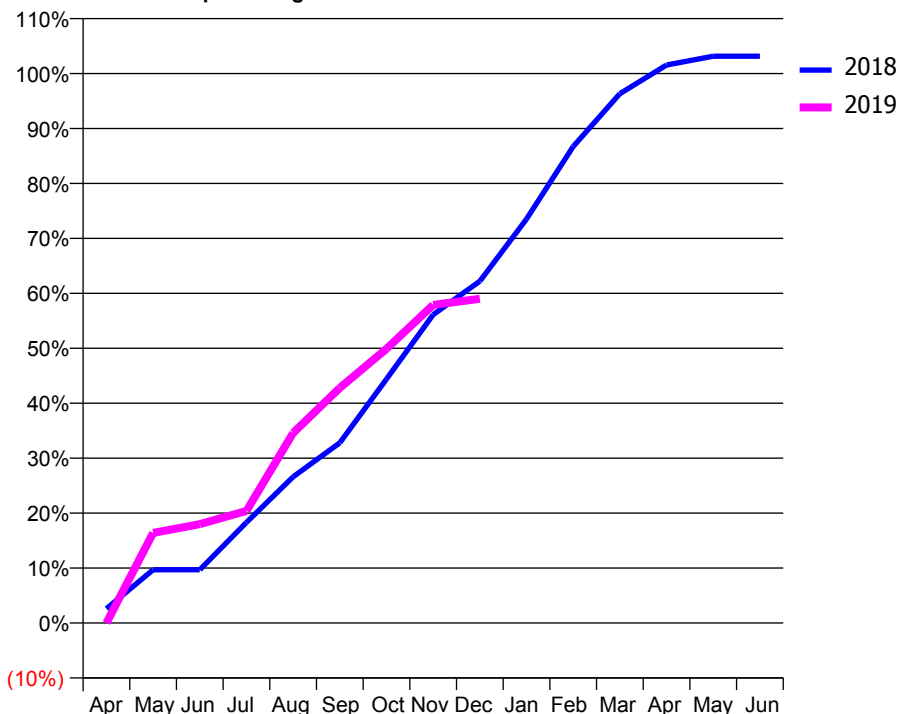
ACCESS*

Patients seen in 24 months	Total	Change since previous quarter
Quarter ending December 2017	251	
Quarter ending March 2018	252	→
Quarter ending June 2018	255	→
Quarter ending September 2018	262	↑
Quarter ending December 2018	261	→
Variance since December 2017	4.0%	↑



ACTIVITY

Cumulative percentage of contracted UDA delivered 2018 & 2019



Adjusted Scheduled Activity (UDA)		
Month	2018	2019
April	26	0
May	97	164
June	97	180
July	183	204
August	266	346
September	328	428
October	444	499
November	561	579
December	622	590
January	735	
February	867	
March	963	
April	1,015	
May	1,031	
June	1,031	

QUALITY

	Quantity	Base Number	Contract	AT	Region	England
% of FP17s for the same patient ID Re-attending within 3 months - Children	5	127	3.9%	9.5%	11.3%	11.8%
% of FP17s for the same patient ID Re-attending within 3 months - Adults	8	65	12.3%	15.0%	15.3%	15.6%
% of FP17s for the same patient ID Re-attending between 3 & 9 months - Children	60	127	47.2%	59.9%	61.1%	58.8%
% of FP17s for the same patient ID Re-attending between 3 & 9 months - Adults	22	65	33.8%	51.5%	52.4%	51.0%
% of FP17s for Band 1 Urgent Courses	0	171	0.0%	9.4%	9.5%	9.0%
% of FP17s Relating to Free Repair or Replacements	0	171	0.0%	0.5%	0.7%	0.8%
% of FP17s Relating to Continuations	0	171	0.0%	0.8%	0.8%	0.9%
% of Patients satisfied with the dentistry they have received	0	0	N/A	92.5%	93.1%	93.2%
% of Patients satisfied with the time they had to wait for an appointment	0	0	N/A	88.5%	87.8%	88.3%

* This is based on patients treated on this contract for their most recent course of treatment. Figures in italics indicate the base number of FP17s or Patient Questionnaire responses are less than 100. N/A is shown where the base number of responses is less than 10 during the period. % is calculated as Quantity/Base number*100

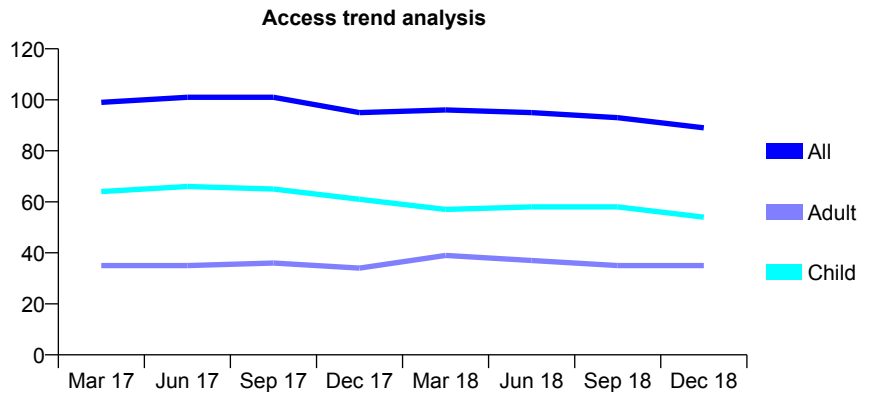
Q68 - Vital Signs At a Glance Contract Report for 661015/0001 - December 2018

Name or company name	MR S MAGNANI
Contract type name	GDS Contract
Purpose of contract	General
Contract start date	01/04/2007
Contract end date	

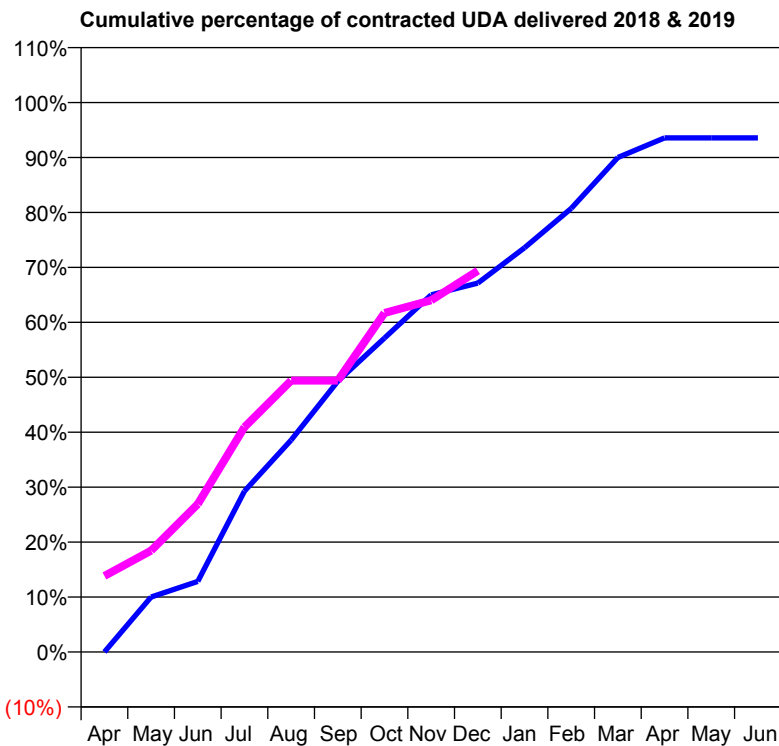
18/19 Contracted general activity (UDA)	130
Carry forward general activity (UDA)	0
18/19 Contracted orthodontic activity (UOA)	0
Carry forward orthodontic activity (UOA)	0
Baseline contract value	£3,641.13

ACCESS*

Patients seen in 24 months	Total	Change since previous quarter
Quarter ending December 2017	95	
Quarter ending March 2018	96	→
Quarter ending June 2018	95	↓
Quarter ending September 2018	93	↓
Quarter ending December 2018	89	↓
Variance since December 2017	(6.3%)	↓



ACTIVITY



Month	Adjusted Scheduled Activity (UDA)	
	2018	2019
April	0	18
May	14	24
June	18	35
July	41	53
August	54	64
September	69	64
October	80	80
November	91	83
December	94	90
January	103	
February	113	
March	126	
April	131	
May	131	
June	131	

QUALITY

	Quantity	Base Number	Contract	AT	Region	England
% of FP17s for the same patient ID Re-attending within 3 months - Children	1	54	1.9%	9.5%	11.3%	11.8%
% of FP17s for the same patient ID Re-attending within 3 months - Adults	1	15	6.7%	15.0%	15.3%	15.6%
% of FP17s for the same patient ID Re-attending between 3 & 9 months - Children	31	54	57.4%	59.9%	61.1%	58.8%
% of FP17s for the same patient ID Re-attending between 3 & 9 months - Adults	4	15	26.7%	51.5%	52.4%	51.0%
% of FP17s for Band 1 Urgent Courses	1	66	1.5%	9.4%	9.5%	9.0%
% of FP17s Relating to Free Repair or Replacements	0	66	0.0%	0.5%	0.7%	0.8%
% of FP17s Relating to Continuations	0	66	0.0%	0.8%	0.8%	0.9%
% of Patients satisfied with the dentistry they have received	0	0	N/A	92.5%	93.1%	93.2%
% of Patients satisfied with the time they had to wait for an appointment	0	0	N/A	88.5%	87.8%	88.3%

* This is based on patients treated on this contract for their most recent course of treatment. Figures in italics indicate the base number of FP17s or Patient Questionnaire responses are less than 100. N/A is shown where the base number of responses is less than 10 during the period. % is calculated as Quantity/Base number*100

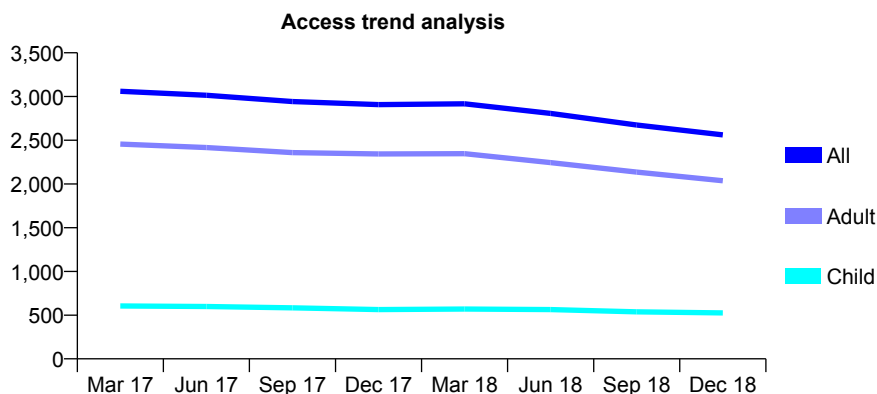
Q68 - Vital Signs At a Glance Contract Report for 673285/0001 - December 2018

Name or company name	Shah & Pouladi Partnership
Contract type name	GDS Contract
Purpose of contract	General
Contract start date	01/04/2006
Contract end date	

18/19 Contracted general activity (UDA)	10,380
Carry forward general activity (UDA)	0
18/19 Contracted orthodontic activity (UOA)	0
Carry forward orthodontic activity (UOA)	0
Baseline contract value	£267,193.41

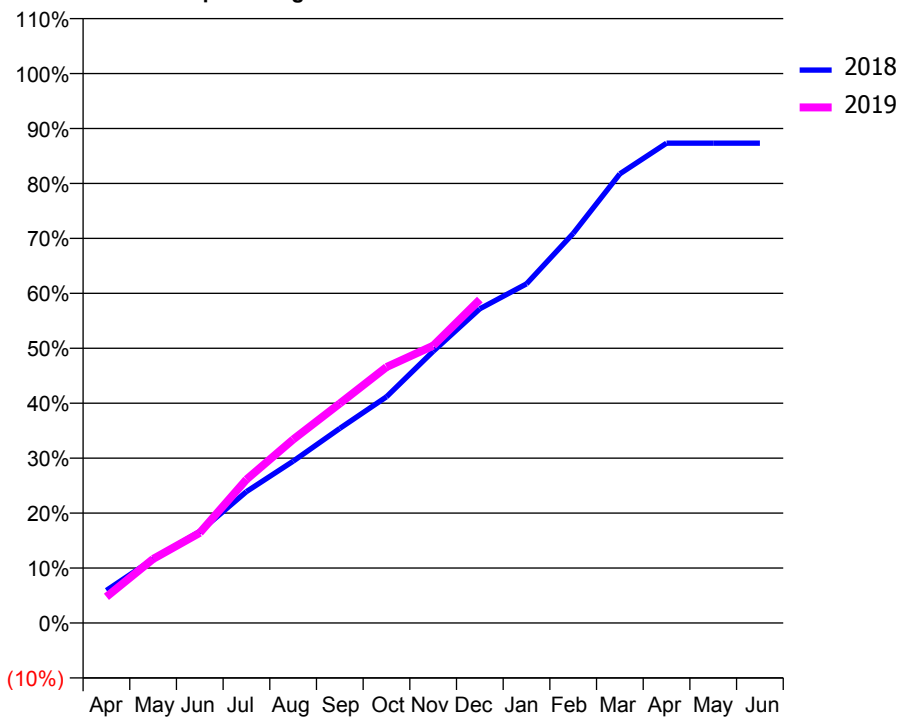
ACCESS*

Patients seen in 24 months	Total	Change since previous quarter
Quarter ending December 2017	2,907	
Quarter ending March 2018	2,917	→
Quarter ending June 2018	2,807	↓
Quarter ending September 2018	2,674	↓
Quarter ending December 2018	2,561	↓
Variance since December 2017	(11.9%)	↓



ACTIVITY

Cumulative percentage of contracted UDA delivered 2018 & 2019



Month	Adjusted Scheduled Activity (UDA)	
	2018	2019
April	615	495
May	1,208	1,209
June	1,730	1,703
July	2,482	2,713
August	3,056	3,466
September	3,677	4,146
October	4,274	4,834
November	5,131	5,238
December	5,935	6,109
January	6,406	
February	7,360	
March	8,486	
April	9,065	
May	9,065	
June	9,065	

QUALITY

	Quantity	Base Number	Contract	AT	Region	England
% of FP17s for the same patient ID Re-attending within 3 months - Children	30	529	5.7%	9.5%	11.3%	11.8%
% of FP17s for the same patient ID Re-attending within 3 months - Adults	382	2,174	17.6%	15.0%	15.3%	15.6%
% of FP17s for the same patient ID Re-attending between 3 & 9 months - Children	290	529	54.8%	59.9%	61.1%	58.8%
% of FP17s for the same patient ID Re-attending between 3 & 9 months - Adults	1,237	2,174	56.9%	51.5%	52.4%	51.0%
% of FP17s for Band 1 Urgent Courses	174	2,557	6.8%	9.4%	9.5%	9.0%
% of FP17s Relating to Free Repair or Replacements	36	2,557	1.4%	0.5%	0.7%	0.8%
% of FP17s Relating to Continuations	37	2,557	1.4%	0.8%	0.8%	0.9%
% of Patients satisfied with the dentistry they have received	1	1	N/A	92.5%	93.1%	93.2%
% of Patients satisfied with the time they had to wait for an appointment	0	1	N/A	88.5%	87.8%	88.3%

* This is based on patients treated on this contract for their most recent course of treatment. Figures in italics indicate the base number of FP17s or Patient Questionnaire responses are less than 100. N/A is shown where the base number of responses is less than 10 during the period. % is calculated as Quantity/Base number*100

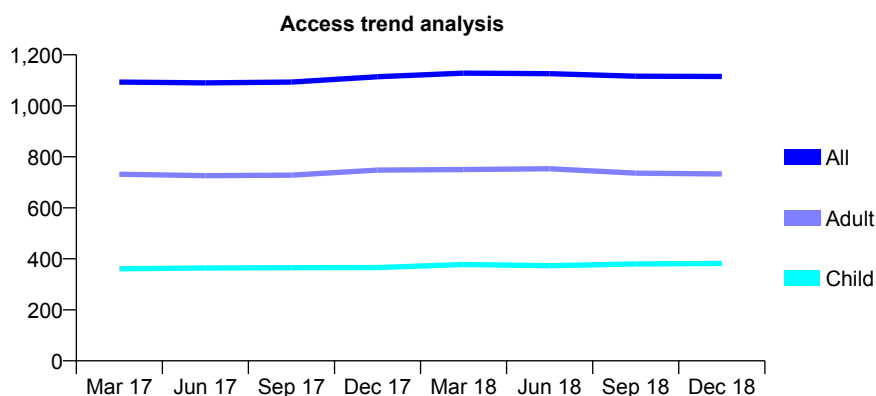
Q68 - Vital Signs At a Glance Contract Report for 673323/0001 - December 2018

Name or company name	MR F RAFATNIA
Contract type name	GDS Contract
Purpose of contract	General
Contract start date	01/03/2014
Contract end date	

18/19 Contracted general activity (UDA)	3,771
Carry forward general activity (UDA)	0
18/19 Contracted orthodontic activity (UOA)	0
Carry forward orthodontic activity (UOA)	0
Baseline contract value	£84,298.34

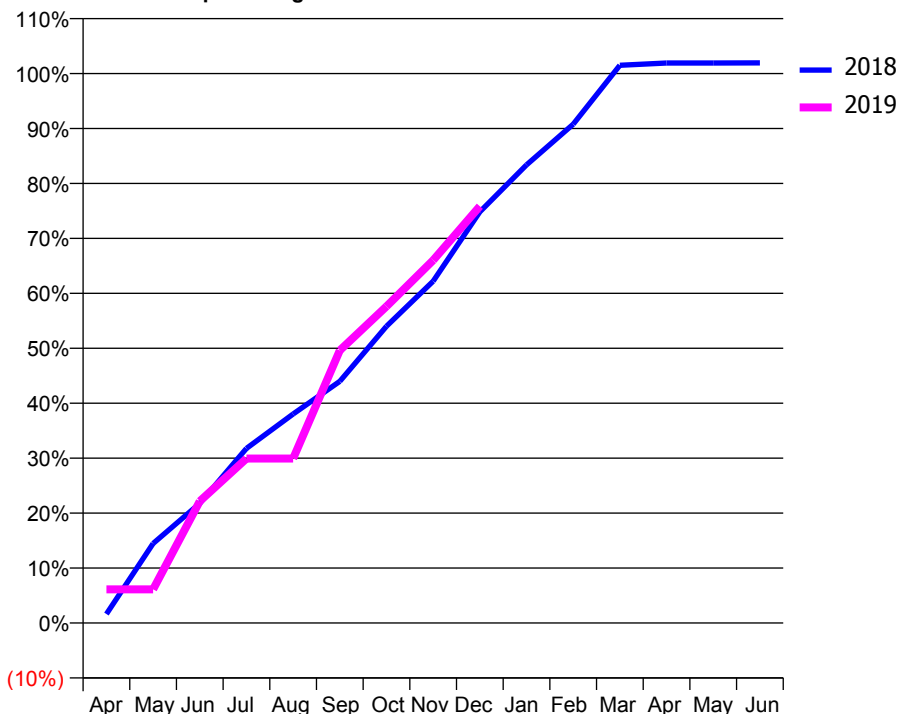
ACCESS*

Patients seen in 24 months	Total	Change since previous quarter
Quarter ending December 2017	1,114	
Quarter ending March 2018	1,128	→
Quarter ending June 2018	1,126	→
Quarter ending September 2018	1,116	→
Quarter ending December 2018	1,115	→
Variance since December 2017	0.1%	→



ACTIVITY

Cumulative percentage of contracted UDA delivered 2018 & 2019



Month	Adjusted Scheduled Activity (UDA)	
	2018	2019
April	62	231
May	546	231
June	822	836
July	1,198	1,129
August	1,435	1,129
September	1,659	1,871
October	2,037	2,173
November	2,346	2,489
December	2,821	2,860
January	3,143	
February	3,423	
March	3,828	
April	3,843	
May	3,843	
June	3,844	

QUALITY

	Quantity	Base Number	Contract	AT	Region	England
% of FP17s for the same patient ID Re-attending within 3 months - Children	41	466	8.8%	9.5%	11.3%	11.8%
% of FP17s for the same patient ID Re-attending within 3 months - Adults	109	931	11.7%	15.0%	15.3%	15.6%
% of FP17s for the same patient ID Re-attending between 3 & 9 months - Children	325	466	69.7%	59.9%	61.1%	58.8%
% of FP17s for the same patient ID Re-attending between 3 & 9 months - Adults	652	931	70.0%	51.5%	52.4%	51.0%
% of FP17s for Band 1 Urgent Courses	45	1,381	3.3%	9.4%	9.5%	9.0%
% of FP17s Relating to Free Repair or Replacements	0	1,381	0.0%	0.5%	0.7%	0.8%
% of FP17s Relating to Continuations	2	1,381	0.1%	0.8%	0.8%	0.9%
% of Patients satisfied with the dentistry they have received	0	0	N/A	92.5%	93.1%	93.2%
% of Patients satisfied with the time they had to wait for an appointment	0	0	N/A	88.5%	87.8%	88.3%

* This is based on patients treated on this contract for their most recent course of treatment. Figures in italics indicate the base number of FP17s or Patient Questionnaire responses are less than 100. N/A is shown where the base number of responses is less than 10 during the period. % is calculated as Quantity/Base number*100

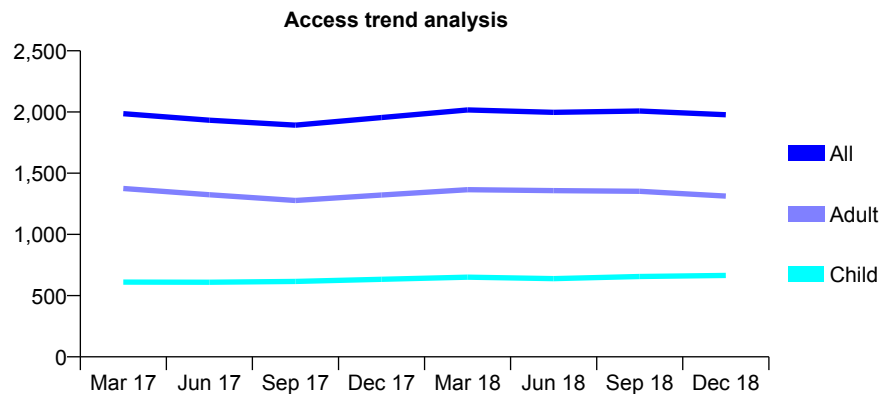
Q68 - Vital Signs At a Glance Contract Report for 673978/0001 - December 2018

Name or company name	MR F SHARIFZAD
Contract type name	GDS Contract
Purpose of contract	General
Contract start date	01/04/2006
Contract end date	

18/19 Contracted general activity (UDA)	5,409
Carry forward general activity (UDA)	0
18/19 Contracted orthodontic activity (UOA)	0
Carry forward orthodontic activity (UOA)	0
Baseline contract value	£137,634.68

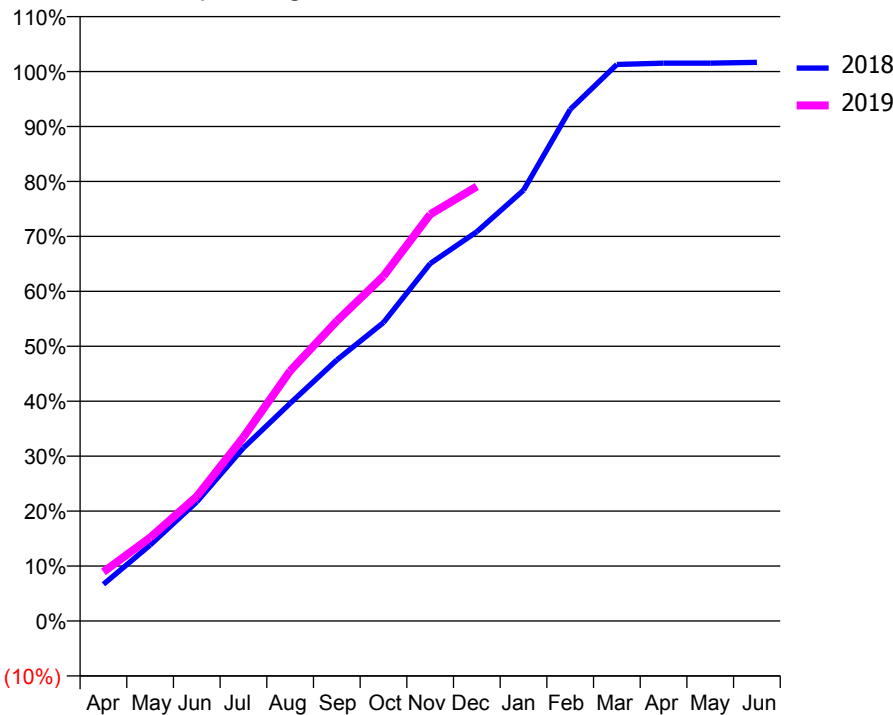
ACCESS*

Patients seen in 24 months	Total	Change since previous quarter
Quarter ending December 2017	1,955	
Quarter ending March 2018	2,017	↑
Quarter ending June 2018	1,997	→
Quarter ending September 2018	2,008	→
Quarter ending December 2018	1,978	↓
Variance since December 2017	1.2%	→



ACTIVITY

Cumulative percentage of contracted UDA delivered 2018 & 2019



Month	Adjusted Scheduled Activity (UDA)	
	2018	2019
April	362	484
May	748	821
June	1,173	1,227
July	1,704	1,811
August	2,143	2,462
September	2,570	2,952
October	2,938	3,395
November	3,519	4,003
December	3,832	4,277
January	4,240	
February	5,036	
March	5,478	
April	5,491	
May	5,491	
June	5,499	

QUALITY

	Quantity	Base Number	Contract	AT	Region	England
% of FP17s for the same patient ID Re-attending within 3 months - Children	80	703	11.4%	9.5%	11.3%	11.8%
% of FP17s for the same patient ID Re-attending within 3 months - Adults	230	1,309	17.6%	15.0%	15.3%	15.6%
% of FP17s for the same patient ID Re-attending between 3 & 9 months - Children	388	703	55.2%	59.9%	61.1%	58.8%
% of FP17s for the same patient ID Re-attending between 3 & 9 months - Adults	674	1,309	51.5%	51.5%	52.4%	51.0%
% of FP17s for Band 1 Urgent Courses	275	1,981	13.9%	9.4%	9.5%	9.0%
% of FP17s Relating to Free Repair or Replacements	5	1,981	0.3%	0.5%	0.7%	0.8%
% of FP17s Relating to Continuations	0	1,981	0.0%	0.8%	0.8%	0.9%
% of Patients satisfied with the dentistry they have received	0	0	N/A	92.5%	93.1%	93.2%
% of Patients satisfied with the time they had to wait for an appointment	0	0	N/A	88.5%	87.8%	88.3%

* This is based on patients treated on this contract for their most recent course of treatment. Figures in italics indicate the base number of FP17s or Patient Questionnaire responses are less than 100. N/A is shown where the base number of responses is less than 10 during the period. % is calculated as Quantity/Base number*100

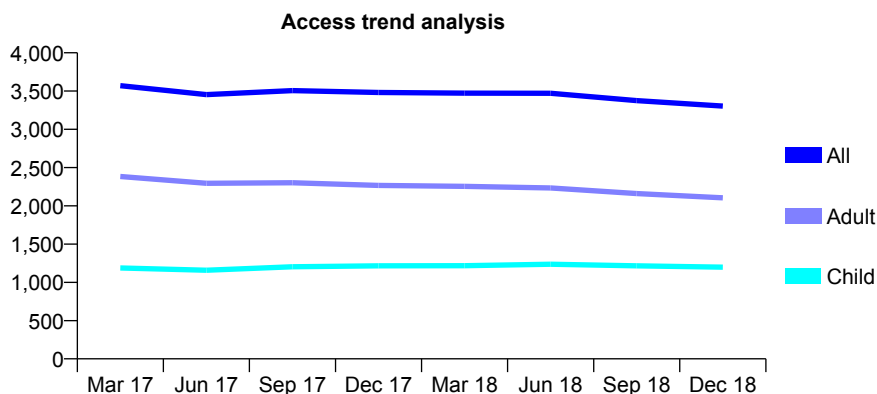
Q68 - Vital Signs At a Glance Contract Report for 674885/0001 - December 2018

Name or company name	MR HR DARAFSHIAN
Contract type name	GDS Contract
Purpose of contract	General
Contract start date	01/04/2006
Contract end date	

18/19 Contracted general activity (UDA)	11,085
Carry forward general activity (UDA)	0
18/19 Contracted orthodontic activity (UOA)	0
Carry forward orthodontic activity (UOA)	0
Baseline contract value	£309,465.96

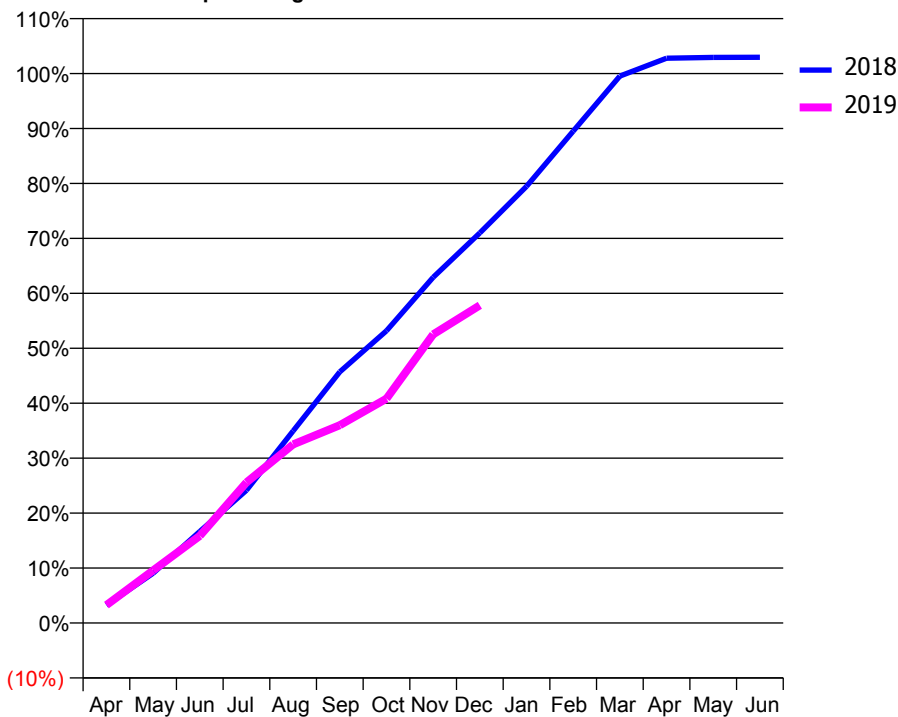
ACCESS*

Patients seen in 24 months	Total	Change since previous quarter
Quarter ending December 2017	3,482	
Quarter ending March 2018	3,473	→
Quarter ending June 2018	3,471	→
Quarter ending September 2018	3,375	↓
Quarter ending December 2018	3,303	↓
Variance since December 2017	(5.1%)	↓



ACTIVITY

Cumulative percentage of contracted UDA delivered 2018 & 2019



Adjusted Scheduled Activity (UDA)		
Month	2018	2019
April	360	363
May	1,004	1,062
June	1,847	1,758
July	2,679	2,836
August	3,876	3,602
September	5,066	3,991
October	5,894	4,526
November	6,973	5,823
December	7,871	6,410
January	8,809	
February	9,922	
March	11,032	
April	11,395	
May	11,410	
June	11,413	

QUALITY

	Quantity	Base Number	Contract	AT	Region	England
% of FP17s for the same patient ID Re-attending within 3 months - Children	94	1,375	6.8%	9.5%	11.3%	11.8%
% of FP17s for the same patient ID Re-attending within 3 months - Adults	384	2,261	17.0%	15.0%	15.3%	15.6%
% of FP17s for the same patient ID Re-attending between 3 & 9 months - Children	956	1,375	69.5%	59.9%	61.1%	58.8%
% of FP17s for the same patient ID Re-attending between 3 & 9 months - Adults	1,431	2,261	63.3%	51.5%	52.4%	51.0%
% of FP17s for Band 1 Urgent Courses	504	3,479	14.5%	9.4%	9.5%	9.0%
% of FP17s Relating to Free Repair or Replacements	19	3,479	0.5%	0.5%	0.7%	0.8%
% of FP17s Relating to Continuations	4	3,479	0.1%	0.8%	0.8%	0.9%
% of Patients satisfied with the dentistry they have received	0	0	N/A	92.5%	93.1%	93.2%
% of Patients satisfied with the time they had to wait for an appointment	0	0	N/A	88.5%	87.8%	88.3%

* This is based on patients treated on this contract for their most recent course of treatment. Figures in italics indicate the base number of FP17s or Patient Questionnaire responses are less than 100. N/A is shown where the base number of responses is less than 10 during the period. % is calculated as Quantity/Base number*100

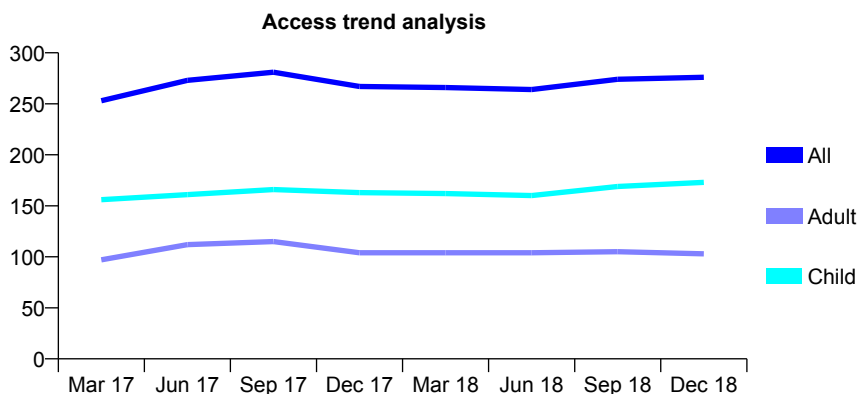
Q68 - Vital Signs At a Glance Contract Report for 674885/0002 - December 2018

Name or company name	MR HR DARAFSHIAN
Contract type name	GDS Contract
Purpose of contract	General
Contract start date	01/04/2010
Contract end date	

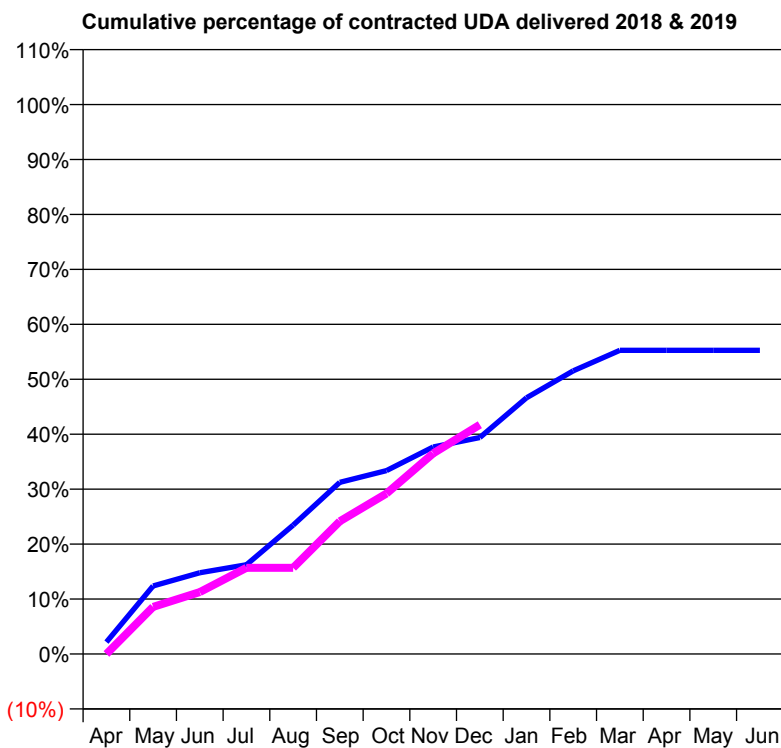
18/19 Contracted general activity (UDA)	1,000
Carry forward general activity (UDA)	0
18/19 Contracted orthodontic activity (UOA)	0
Carry forward orthodontic activity (UOA)	0
Baseline contract value	£27,917.54

ACCESS*

Patients seen in 24 months	Total	Change since previous quarter
Quarter ending December 2017	267	
Quarter ending March 2018	266	→
Quarter ending June 2018	264	→
Quarter ending September 2018	274	↑
Quarter ending December 2018	276	→
Variance since December 2017	3.4%	↑



ACTIVITY



Month	Adjusted Scheduled Activity (UDA)	
	2018	2019
April	22	0
May	124	86
June	148	113
July	162	157
August	235	157
September	312	242
October	334	292
November	377	365
December	394	417
January	466	
February	515	
March	553	
April	553	
May	553	
June	553	

QUALITY

	Quantity	Base Number	Contract	AT	Region	England
% of FP17s for the same patient ID Re-attending within 3 months - Children	7	170	4.1%	9.5%	11.3%	11.8%
% of FP17s for the same patient ID Re-attending within 3 months - Adults	7	75	9.3%	15.0%	15.3%	15.6%
% of FP17s for the same patient ID Re-attending between 3 & 9 months - Children	71	170	41.8%	59.9%	61.1%	58.8%
% of FP17s for the same patient ID Re-attending between 3 & 9 months - Adults	26	75	34.7%	51.5%	52.4%	51.0%
% of FP17s for Band 1 Urgent Courses	28	244	11.5%	9.4%	9.5%	9.0%
% of FP17s Relating to Free Repair or Replacements	0	244	0.0%	0.5%	0.7%	0.8%
% of FP17s Relating to Continuations	0	244	0.0%	0.8%	0.8%	0.9%
% of Patients satisfied with the dentistry they have received	0	0	N/A	92.5%	93.1%	93.2%
% of Patients satisfied with the time they had to wait for an appointment	0	0	N/A	88.5%	87.8%	88.3%

* This is based on patients treated on this contract for their most recent course of treatment. Figures in italics indicate the base number of FP17s or Patient Questionnaire responses are less than 100. N/A is shown where the base number of responses is less than 10 during the period. % is calculated as Quantity/Base number*100

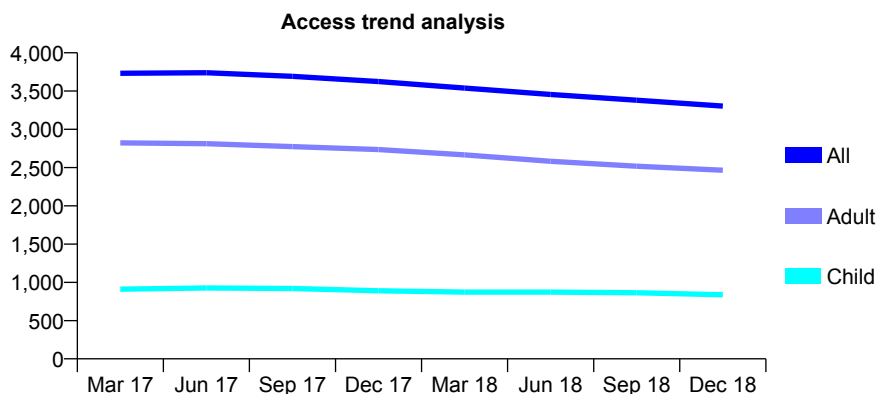
Q68 - Vital Signs At a Glance Contract Report for 677302/0001 - December 2018

Name or company name	MR M POURANI
Contract type name	GDS Contract
Purpose of contract	General
Contract start date	01/04/2006
Contract end date	

18/19 Contracted general activity (UDA)	14,100
Carry forward general activity (UDA)	0
18/19 Contracted orthodontic activity (UOA)	0
Carry forward orthodontic activity (UOA)	0
Baseline contract value	£465,018.45

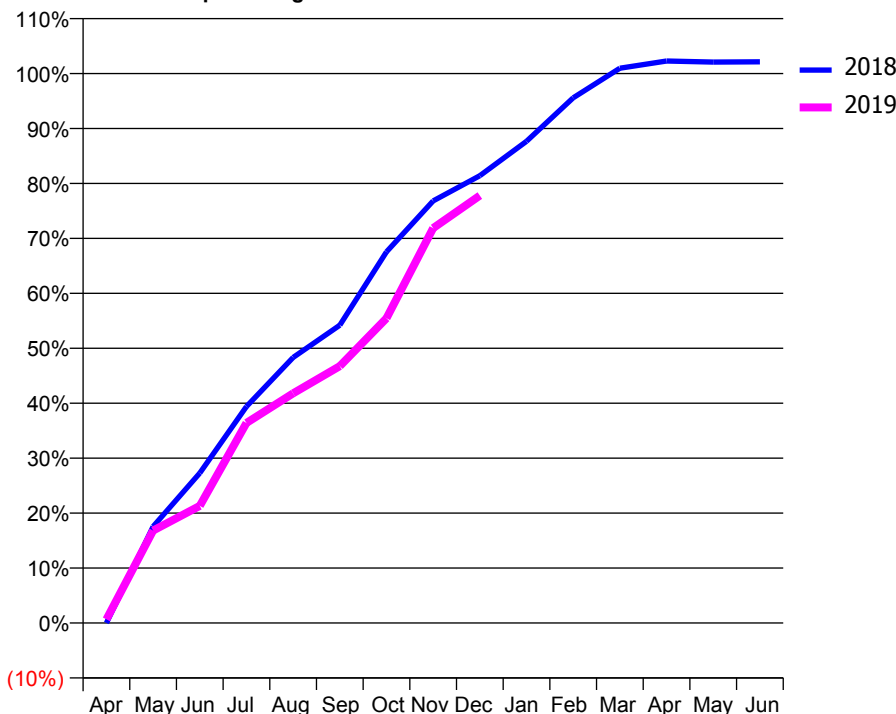
ACCESS*

Patients seen in 24 months	Total	Change since previous quarter
Quarter ending December 2017	3,624	
Quarter ending March 2018	3,539	↓
Quarter ending June 2018	3,455	↓
Quarter ending September 2018	3,381	↓
Quarter ending December 2018	3,303	↓
Variance since December 2017	(8.9%)	↓



ACTIVITY

Cumulative percentage of contracted UDA delivered 2018 & 2019



Month	Adjusted Scheduled Activity (UDA)	
	2018	2019
April	0	95
May	2,474	2,375
June	3,847	3,007
July	5,553	5,134
August	6,815	5,894
September	7,641	6,592
October	9,526	7,819
November	10,833	10,134
December	11,476	10,966
January	12,360	
February	13,477	
March	14,234	
April	14,420	
May	14,395	
June	14,401	

QUALITY

	Quantity	Base Number	Contract	AT	Region	England
% of FP17s for the same patient ID Re-attending within 3 months - Children	53	853	6.2%	9.5%	11.3%	11.8%
% of FP17s for the same patient ID Re-attending within 3 months - Adults	262	2,525	10.4%	15.0%	15.3%	15.6%
% of FP17s for the same patient ID Re-attending between 3 & 9 months - Children	479	853	56.2%	59.9%	61.1%	58.8%
% of FP17s for the same patient ID Re-attending between 3 & 9 months - Adults	1,614	2,525	63.9%	51.5%	52.4%	51.0%
% of FP17s for Band 1 Urgent Courses	42	3,282	1.3%	9.4%	9.5%	9.0%
% of FP17s Relating to Free Repair or Replacements	29	3,282	0.9%	0.5%	0.7%	0.8%
% of FP17s Relating to Continuations	10	3,282	0.3%	0.8%	0.8%	0.9%
% of Patients satisfied with the dentistry they have received	0	0	N/A	92.5%	93.1%	93.2%
% of Patients satisfied with the time they had to wait for an appointment	0	0	N/A	88.5%	87.8%	88.3%

* This is based on patients treated on this contract for their most recent course of treatment. Figures in italics indicate the base number of FP17s or Patient Questionnaire responses are less than 100. N/A is shown where the base number of responses is less than 10 during the period. % is calculated as Quantity/Base number*100

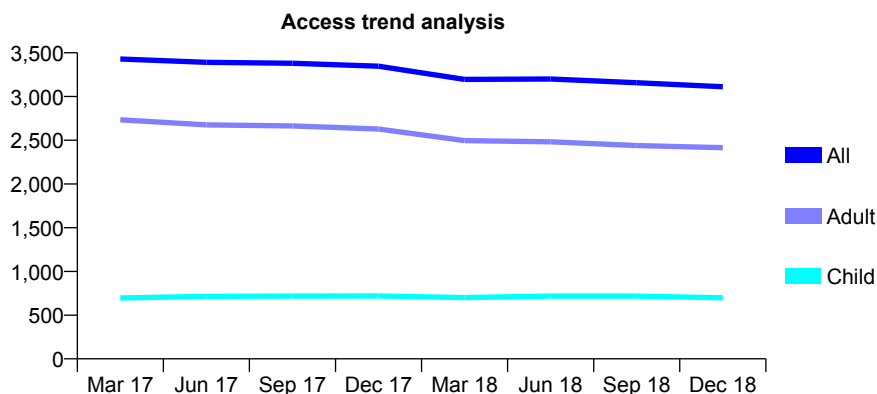
Q68 - Vital Signs At a Glance Contract Report for 680885/0002 - December 2018

Name or company name	MR A JAFARI
Contract type name	GDS Contract
Purpose of contract	General
Contract start date	01/07/2010
Contract end date	

18/19 Contracted general activity (UDA)	9,714
Carry forward general activity (UDA)	0
18/19 Contracted orthodontic activity (UOA)	0
Carry forward orthodontic activity (UOA)	0
Baseline contract value	£265,391.24

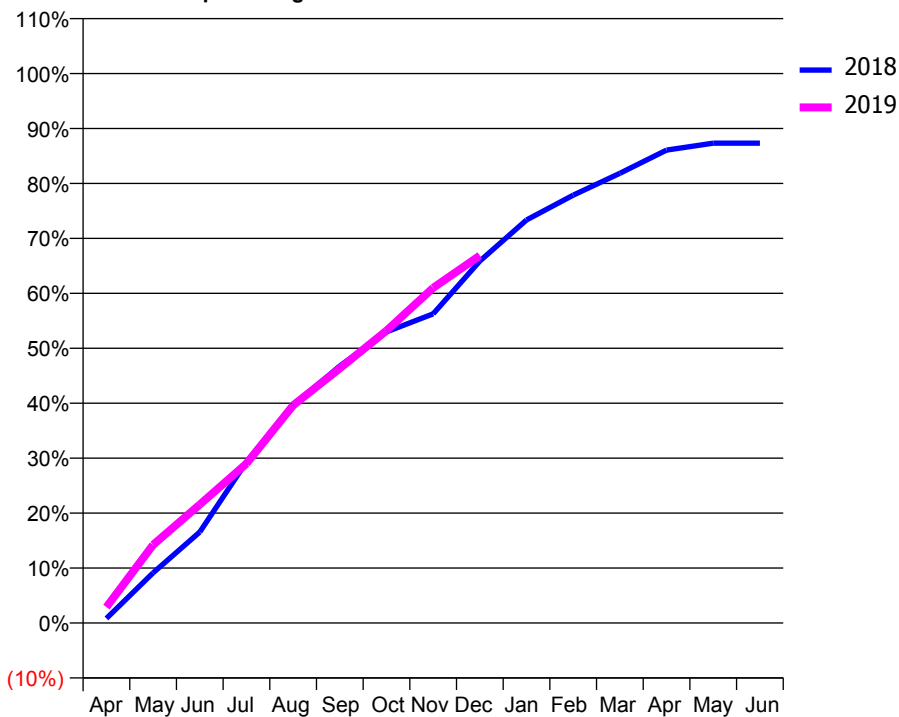
ACCESS*

Patients seen in 24 months	Total	Change since previous quarter
Quarter ending December 2017	3,347	
Quarter ending March 2018	3,196	↓
Quarter ending June 2018	3,200	→
Quarter ending September 2018	3,157	↓
Quarter ending December 2018	3,112	↓
Variance since December 2017	(7.0%)	↓



ACTIVITY

Cumulative percentage of contracted UDA delivered 2018 & 2019



Month	Adjusted Scheduled Activity (UDA)	
	2018	2019
April	81	283
May	887	1,381
June	1,609	2,094
July	2,849	2,818
August	3,846	3,849
September	4,545	4,500
October	5,148	5,168
November	5,465	5,924
December	6,400	6,495
January	7,124	
February	7,563	
March	7,951	
April	8,360	
May	8,484	
June	8,484	

QUALITY

	Quantity	Base Number	Contract	AT	Region	England
% of FP17s for the same patient ID Re-attending within 3 months - Children	56	729	7.7%	9.5%	11.3%	11.8%
% of FP17s for the same patient ID Re-attending within 3 months - Adults	368	2,255	16.3%	15.0%	15.3%	15.6%
% of FP17s for the same patient ID Re-attending between 3 & 9 months - Children	339	729	46.5%	59.9%	61.1%	58.8%
% of FP17s for the same patient ID Re-attending between 3 & 9 months - Adults	750	2,255	33.3%	51.5%	52.4%	51.0%
% of FP17s for Band 1 Urgent Courses	396	2,739	14.5%	9.4%	9.5%	9.0%
% of FP17s Relating to Free Repair or Replacements	2	2,739	0.1%	0.5%	0.7%	0.8%
% of FP17s Relating to Continuations	25	2,739	0.9%	0.8%	0.8%	0.9%
% of Patients satisfied with the dentistry they have received	0	0	N/A	92.5%	93.1%	93.2%
% of Patients satisfied with the time they had to wait for an appointment	0	0	N/A	88.5%	87.8%	88.3%

* This is based on patients treated on this contract for their most recent course of treatment. Figures in italics indicate the base number of FP17s or Patient Questionnaire responses are less than 100. N/A is shown where the base number of responses is less than 10 during the period. % is calculated as Quantity/Base number*100

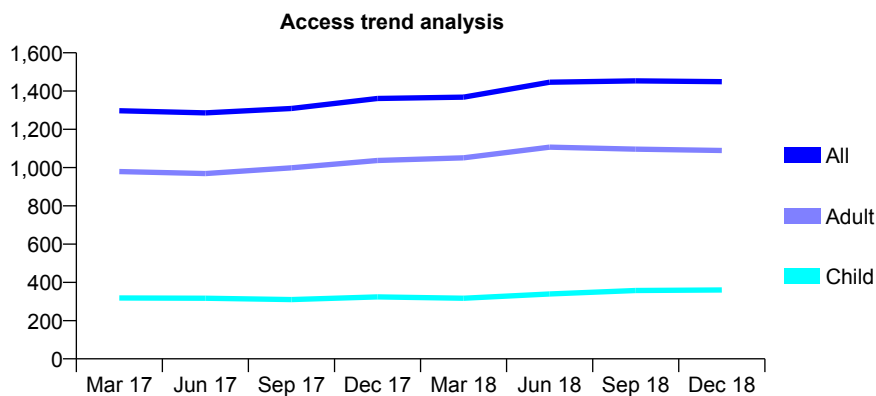
Q68 - Vital Signs At a Glance Contract Report for 680885/0003 - December 2018

Name or company name	MR A JAFARI
Contract type name	GDS Contract
Purpose of contract	General
Contract start date	01/02/2013
Contract end date	

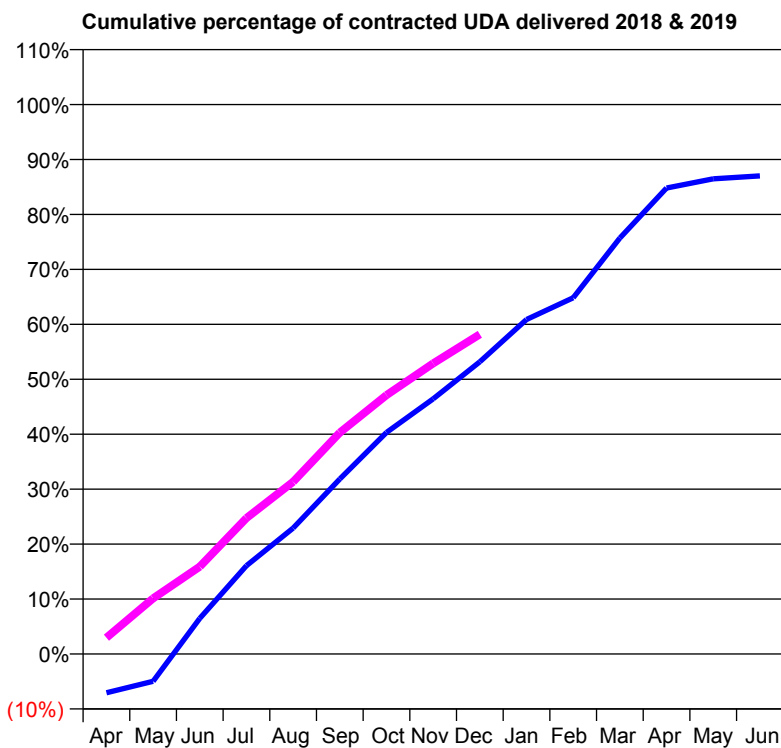
18/19 Contracted general activity (UDA)	5,000
Carry forward general activity (UDA)	0
18/19 Contracted orthodontic activity (UOA)	0
Carry forward orthodontic activity (UOA)	0
Baseline contract value	£133,124.88

ACCESS*

Patients seen in 24 months	Total	Change since previous quarter
Quarter ending December 2017	1,361	
Quarter ending March 2018	1,368	→
Quarter ending June 2018	1,446	↑
Quarter ending September 2018	1,453	→
Quarter ending December 2018	1,449	→
Variance since December 2017	6.5%	↑



ACTIVITY



Month	Adjusted Scheduled Activity (UDA)	
	2018	2019
April	-354	148
May	-249	506
June	324	795
July	803	1,237
August	1,145	1,567
September	1,593	2,014
October	2,015	2,356
November	2,321	2,645
December	2,659	2,909
January	3,044	
February	3,241	
March	3,785	
April	4,240	
May	4,324	
June	4,351	

QUALITY

	Quantity	Base Number	Contract	AT	Region	England
% of FP17s for the same patient ID Re-attending within 3 months - Children	23	340	6.8%	9.5%	11.3%	11.8%
% of FP17s for the same patient ID Re-attending within 3 months - Adults	156	1,018	15.3%	15.0%	15.3%	15.6%
% of FP17s for the same patient ID Re-attending between 3 & 9 months - Children	131	340	38.5%	59.9%	61.1%	58.8%
% of FP17s for the same patient ID Re-attending between 3 & 9 months - Adults	329	1,018	32.3%	51.5%	52.4%	51.0%
% of FP17s for Band 1 Urgent Courses	247	1,212	20.4%	9.4%	9.5%	9.0%
% of FP17s Relating to Free Repair or Replacements	1	1,212	0.1%	0.5%	0.7%	0.8%
% of FP17s Relating to Continuations	9	1,212	0.7%	0.8%	0.8%	0.9%
% of Patients satisfied with the dentistry they have received	0	0	N/A	92.5%	93.1%	93.2%
% of Patients satisfied with the time they had to wait for an appointment	0	0	N/A	88.5%	87.8%	88.3%

* This is based on patients treated on this contract for their most recent course of treatment. Figures in italics indicate the base number of FP17s or Patient Questionnaire responses are less than 100. N/A is shown where the base number of responses is less than 10 during the period. % is calculated as Quantity/Base number*100

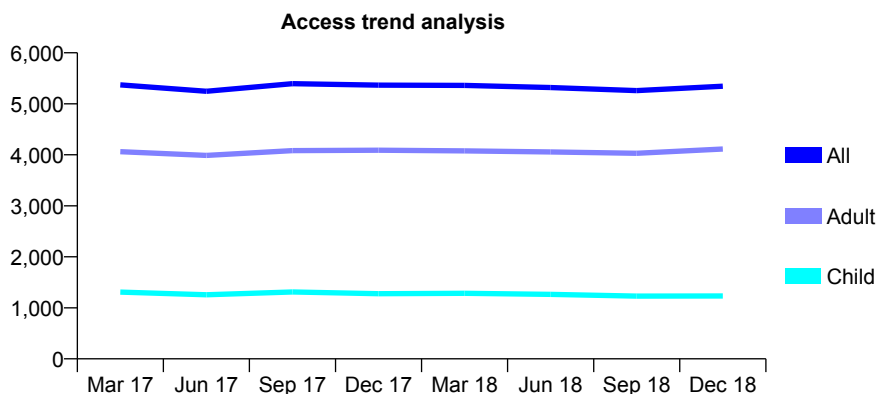
Q68 - Vital Signs At a Glance Contract Report for 680923/0001 - December 2018

Name or company name	MR K AMIRAZODY
Contract type name	GDS Contract
Purpose of contract	General
Contract start date	01/04/2006
Contract end date	

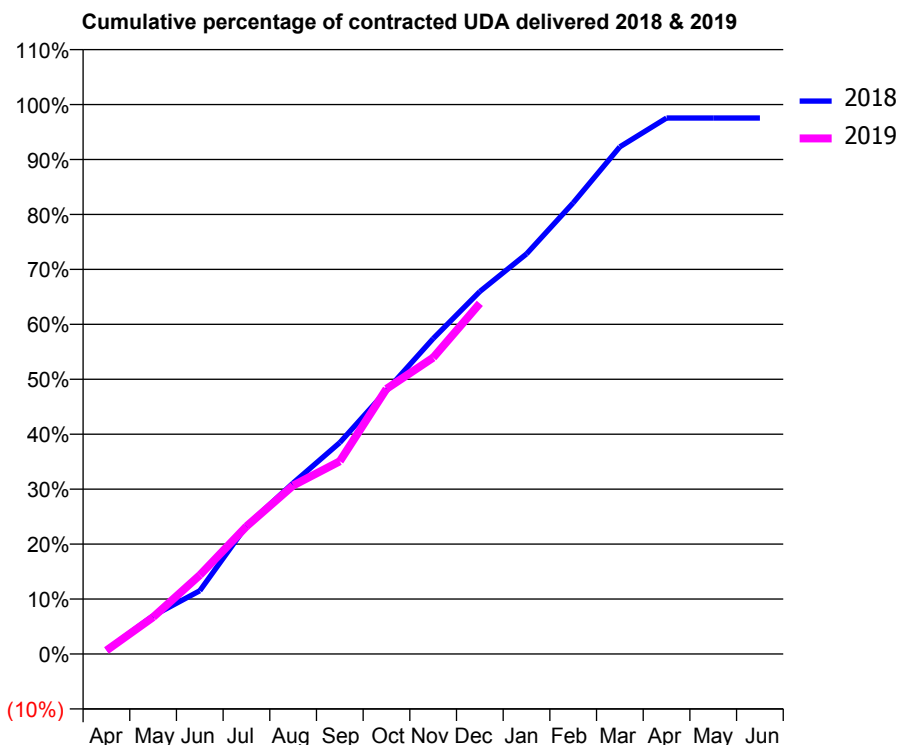
18/19 Contracted general activity (UDA)	15,830
Carry forward general activity (UDA)	389
18/19 Contracted orthodontic activity (UOA)	0
Carry forward orthodontic activity (UOA)	0
Baseline contract value	£454,107.18

ACCESS*

Patients seen in 24 months	Total	Change since previous quarter
Quarter ending December 2017	5,365	
Quarter ending March 2018	5,362	→
Quarter ending June 2018	5,319	→
Quarter ending September 2018	5,259	↓
Quarter ending December 2018	5,346	→
Variance since December 2017	(0.4%)	→



ACTIVITY



Adjusted Scheduled Activity (UDA)		
Month	2018	2019
April	119	103
May	1,102	1,064
June	1,822	2,271
July	3,689	3,677
August	4,926	4,853
September	6,092	5,551
October	7,589	7,639
November	9,085	8,538
December	10,443	10,100
January	11,525	
February	12,999	
March	14,612	
April	15,440	
May	15,440	
June	15,440	

QUALITY

	Quantity	Base Number	Contract	AT	Region	England
% of FP17s for the same patient ID Re-attending within 3 months - Children	36	1,068	3.4%	9.5%	11.3%	11.8%
% of FP17s for the same patient ID Re-attending within 3 months - Adults	275	3,542	7.8%	15.0%	15.3%	15.6%
% of FP17s for the same patient ID Re-attending between 3 & 9 months - Children	517	1,068	48.4%	59.9%	61.1%	58.8%
% of FP17s for the same patient ID Re-attending between 3 & 9 months - Adults	1,857	3,542	52.4%	51.5%	52.4%	51.0%
% of FP17s for Band 1 Urgent Courses	36	4,291	0.8%	9.4%	9.5%	9.0%
% of FP17s Relating to Free Repair or Replacements	28	4,291	0.7%	0.5%	0.7%	0.8%
% of FP17s Relating to Continuations	11	4,291	0.3%	0.8%	0.8%	0.9%
% of Patients satisfied with the dentistry they have received	0	0	N/A	92.5%	93.1%	93.2%
% of Patients satisfied with the time they had to wait for an appointment	0	0	N/A	88.5%	87.8%	88.3%

* This is based on patients treated on this contract for their most recent course of treatment. Figures in italics indicate the base number of FP17s or Patient Questionnaire responses are less than 100. N/A is shown where the base number of responses is less than 10 during the period. % is calculated as Quantity/Base number*100

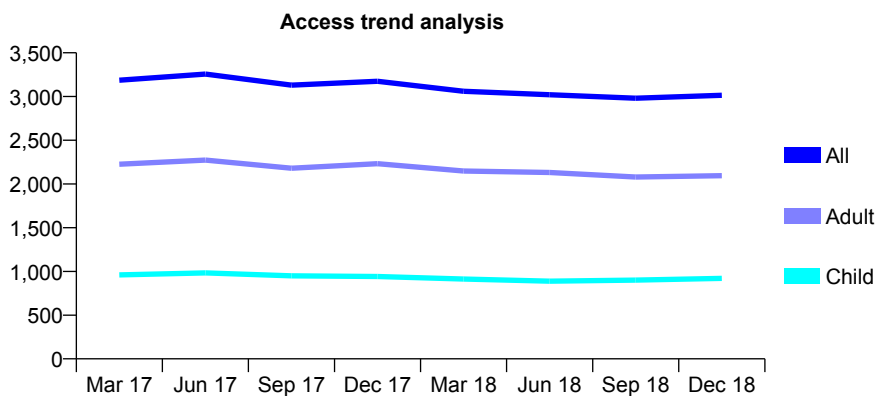
Q68 - Vital Signs At a Glance Contract Report for 681881/0001 - December 2018

Name or company name	MR S YOURDASHAHYAN
Contract type name	GDS Contract
Purpose of contract	General
Contract start date	01/04/2006
Contract end date	

18/19 Contracted general activity (UDA)	8,170
Carry forward general activity (UDA)	0
18/19 Contracted orthodontic activity (UOA)	0
Carry forward orthodontic activity (UOA)	0
Baseline contract value	£257,002.12

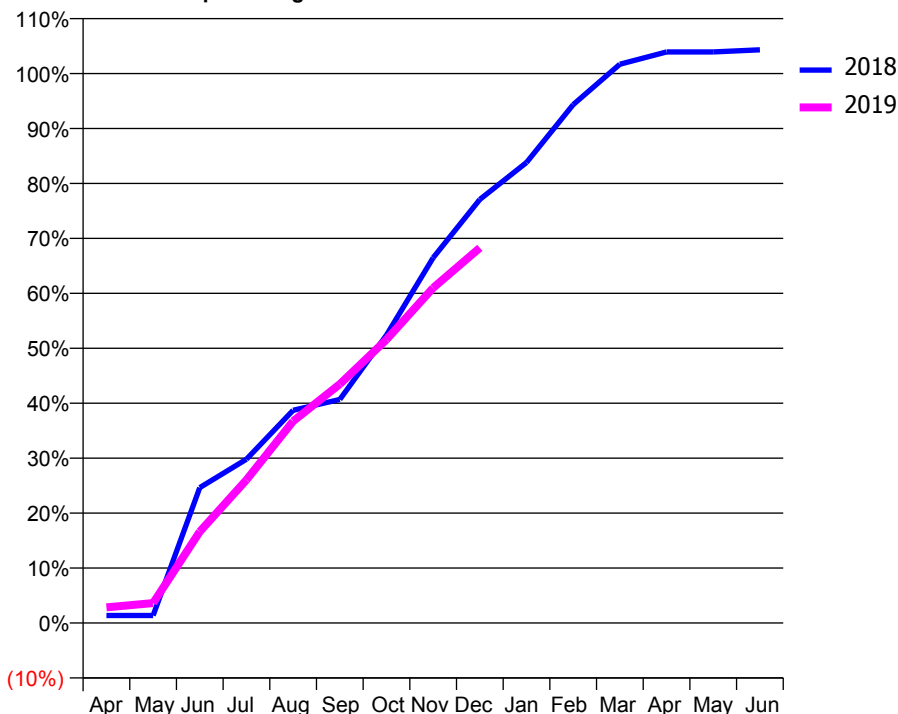
ACCESS*

Patients seen in 24 months	Total	Change since previous quarter
Quarter ending December 2017	3,174	
Quarter ending March 2018	3,060	↓
Quarter ending June 2018	3,020	↓
Quarter ending September 2018	2,980	↓
Quarter ending December 2018	3,015	→
Variance since December 2017	(5.0%)	↓



ACTIVITY

Cumulative percentage of contracted UDA delivered 2018 & 2019



Month	Adjusted Scheduled Activity (UDA)	
	2018	2019
April	113	233
May	113	296
June	2,013	1,359
July	2,436	2,128
August	3,163	3,000
September	3,325	3,552
October	4,281	4,214
November	5,432	4,983
December	6,297	5,578
January	6,847	
February	7,707	
March	8,308	
April	8,491	
May	8,491	
June	8,522	

QUALITY

	Quantity	Base Number	Contract	AT	Region	England
% of FP17s for the same patient ID Re-attending within 3 months - Children	32	875	3.7%	9.5%	11.3%	11.8%
% of FP17s for the same patient ID Re-attending within 3 months - Adults	123	1,528	8.0%	15.0%	15.3%	15.6%
% of FP17s for the same patient ID Re-attending between 3 & 9 months - Children	471	875	53.8%	59.9%	61.1%	58.8%
% of FP17s for the same patient ID Re-attending between 3 & 9 months - Adults	597	1,528	39.1%	51.5%	52.4%	51.0%
% of FP17s for Band 1 Urgent Courses	96	2,301	4.2%	9.4%	9.5%	9.0%
% of FP17s Relating to Free Repair or Replacements	3	2,301	0.1%	0.5%	0.7%	0.8%
% of FP17s Relating to Continuations	0	2,301	0.0%	0.8%	0.8%	0.9%
% of Patients satisfied with the dentistry they have received	1	2	N/A	92.5%	93.1%	93.2%
% of Patients satisfied with the time they had to wait for an appointment	1	2	N/A	88.5%	87.8%	88.3%

* This is based on patients treated on this contract for their most recent course of treatment. Figures in italics indicate the base number of FP17s or Patient Questionnaire responses are less than 100. N/A is shown where the base number of responses is less than 10 during the period. % is calculated as Quantity/Base number*100

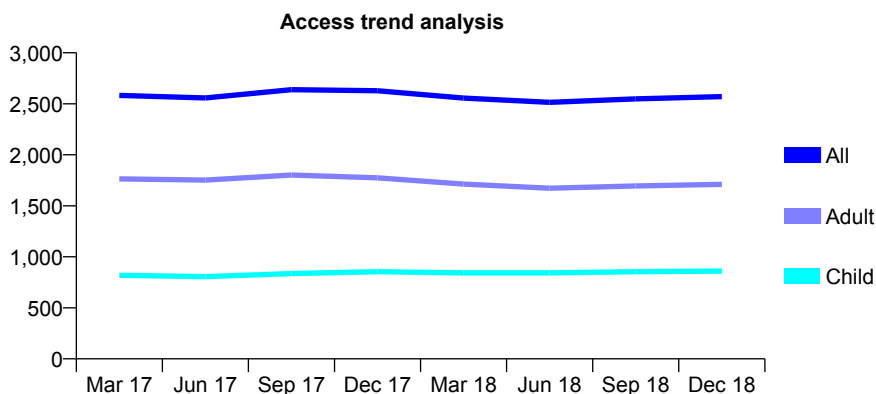
Q68 - Vital Signs At a Glance Contract Report for 683736/0001 - December 2018

Name or company name	MRS A RAHIM
Contract type name	GDS Contract
Purpose of contract	General
Contract start date	01/03/2008
Contract end date	

18/19 Contracted general activity (UDA)	6,800
Carry forward general activity (UDA)	0
18/19 Contracted orthodontic activity (UOA)	0
Carry forward orthodontic activity (UOA)	0
Baseline contract value	£168,749.39

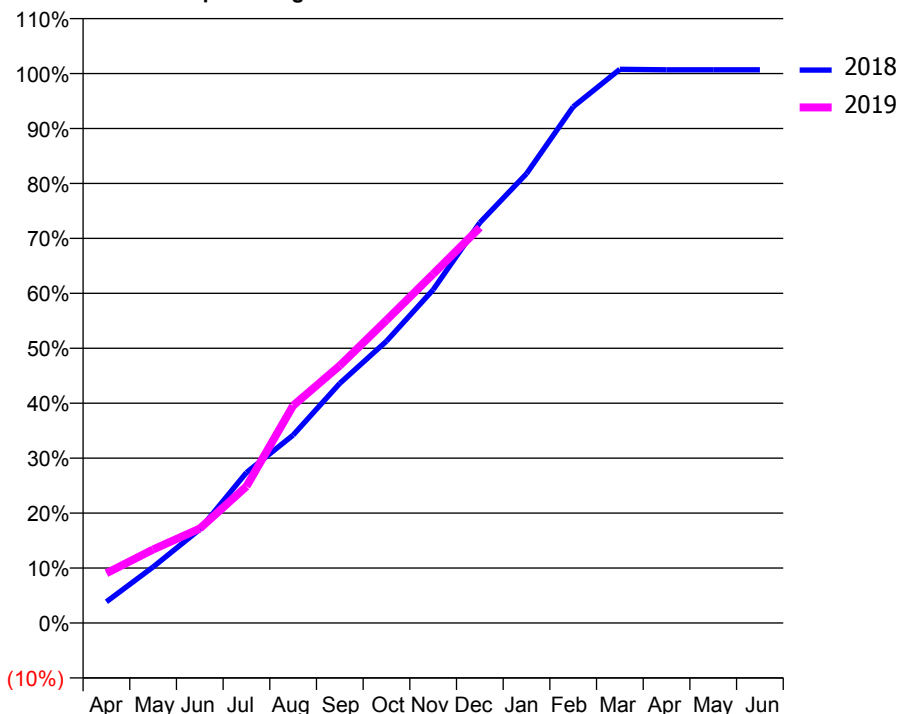
ACCESS*

Patients seen in 24 months	Total	Change since previous quarter
Quarter ending December 2017	2,628	
Quarter ending March 2018	2,556	↓
Quarter ending June 2018	2,515	↓
Quarter ending September 2018	2,549	→
Quarter ending December 2018	2,571	→
Variance since December 2017	(2.2%)	↓



ACTIVITY

Cumulative percentage of contracted UDA delivered 2018 & 2019



Month	Adjusted Scheduled Activity (UDA)	
	2018	2019
April	264	616
May	694	910
June	1,159	1,170
July	1,862	1,690
August	2,325	2,690
September	2,967	3,186
October	3,488	3,748
November	4,124	4,319
December	4,954	4,894
January	5,560	
February	6,388	
March	6,852	
April	6,846	
May	6,846	
June	6,846	

QUALITY

	Quantity	Base Number	Contract	AT	Region	England
% of FP17s for the same patient ID Re-attending within 3 months - Children	51	961	5.3%	9.5%	11.3%	11.8%
% of FP17s for the same patient ID Re-attending within 3 months - Adults	293	1,872	15.7%	15.0%	15.3%	15.6%
% of FP17s for the same patient ID Re-attending between 3 & 9 months - Children	658	961	68.5%	59.9%	61.1%	58.8%
% of FP17s for the same patient ID Re-attending between 3 & 9 months - Adults	1,094	1,872	58.4%	51.5%	52.4%	51.0%
% of FP17s for Band 1 Urgent Courses	255	2,818	9.0%	9.4%	9.5%	9.0%
% of FP17s Relating to Free Repair or Replacements	18	2,818	0.6%	0.5%	0.7%	0.8%
% of FP17s Relating to Continuations	5	2,818	0.2%	0.8%	0.8%	0.9%
% of Patients satisfied with the dentistry they have received	2	2	N/A	92.5%	93.1%	93.2%
% of Patients satisfied with the time they had to wait for an appointment	2	2	N/A	88.5%	87.8%	88.3%

* This is based on patients treated on this contract for their most recent course of treatment. Figures in italics indicate the base number of FP17s or Patient Questionnaire responses are less than 100. N/A is shown where the base number of responses is less than 10 during the period. % is calculated as Quantity/Base number*100

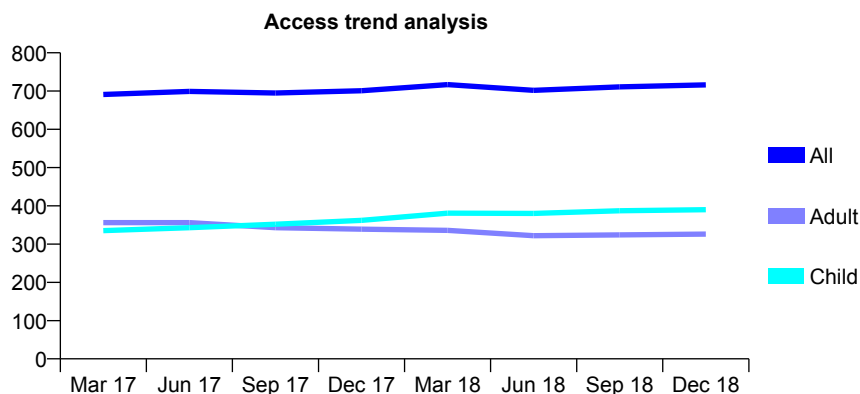
Q68 - Vital Signs At a Glance Contract Report for 684112/0001 - December 2018

Name or company name	MR TS SOOSAIPILLAI
Contract type name	GDS Contract
Purpose of contract	General
Contract start date	01/04/2006
Contract end date	

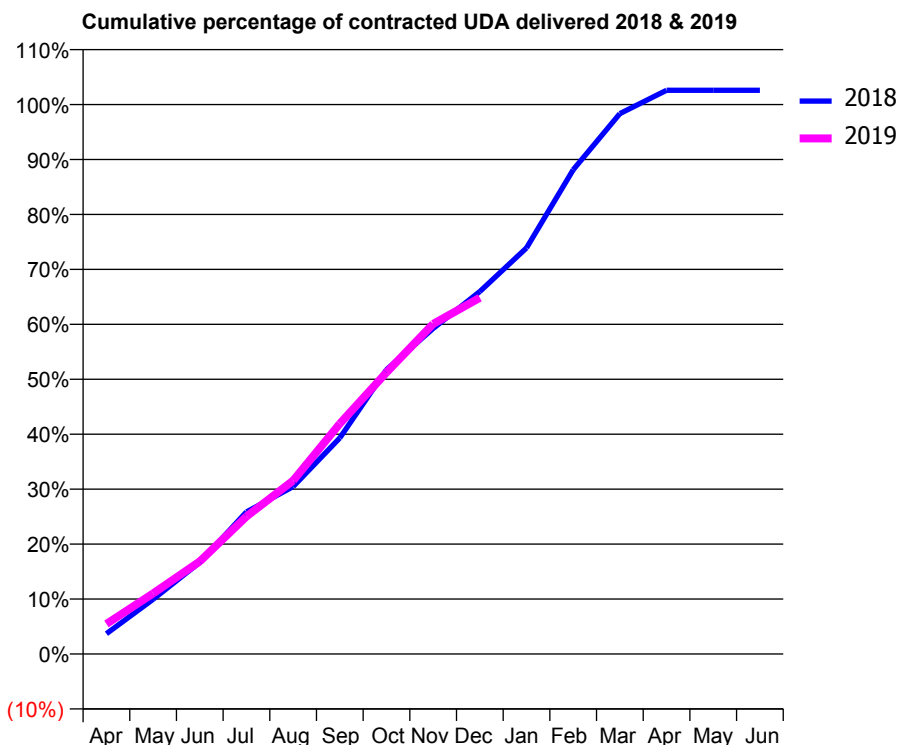
18/19 Contracted general activity (UDA)	1,978
Carry forward general activity (UDA)	0
18/19 Contracted orthodontic activity (UOA)	0
Carry forward orthodontic activity (UOA)	0
Baseline contract value	£47,370.11

ACCESS*

Patients seen in 24 months	Total	Change since previous quarter
Quarter ending December 2017	701	
Quarter ending March 2018	717	↑
Quarter ending June 2018	702	↓
Quarter ending September 2018	711	→
Quarter ending December 2018	716	→
Variance since December 2017	2.1%	↑



ACTIVITY



Month	Adjusted Scheduled Activity (UDA)	
	2018	2019
April	73	108
May	197	218
June	330	333
July	511	495
August	603	624
September	778	829
October	1,024	1,013
November	1,172	1,188
December	1,305	1,282
January	1,462	
February	1,743	
March	1,945	
April	2,029	
May	2,029	
June	2,029	

QUALITY

	Quantity	Base Number	Contract	AT	Region	England
% of FP17s for the same patient ID Re-attending within 3 months - Children	76	567	13.4%	9.5%	11.3%	11.8%
% of FP17s for the same patient ID Re-attending within 3 months - Adults	15	338	4.4%	15.0%	15.3%	15.6%
% of FP17s for the same patient ID Re-attending between 3 & 9 months - Children	391	567	69.0%	59.9%	61.1%	58.8%
% of FP17s for the same patient ID Re-attending between 3 & 9 months - Adults	247	338	73.1%	51.5%	52.4%	51.0%
% of FP17s for Band 1 Urgent Courses	2	838	0.2%	9.4%	9.5%	9.0%
% of FP17s Relating to Free Repair or Replacements	1	838	0.1%	0.5%	0.7%	0.8%
% of FP17s Relating to Continuations	1	838	0.1%	0.8%	0.8%	0.9%
% of Patients satisfied with the dentistry they have received	0	0	N/A	92.5%	93.1%	93.2%
% of Patients satisfied with the time they had to wait for an appointment	0	0	N/A	88.5%	87.8%	88.3%

* This is based on patients treated on this contract for their most recent course of treatment. Figures in italics indicate the base number of FP17s or Patient Questionnaire responses are less than 100. N/A is shown where the base number of responses is less than 10 during the period. % is calculated as Quantity/Base number*100

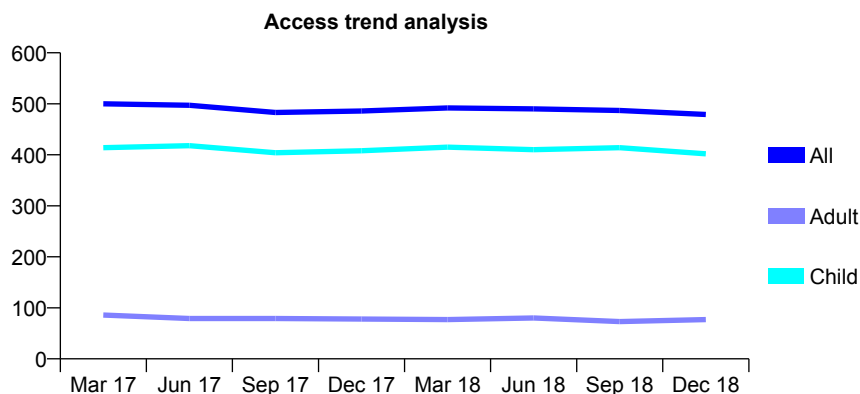
Q68 - Vital Signs At a Glance Contract Report for 688746/0001 - December 2018

Name or company name	MR G KHEDUN
Contract type name	GDS Contract
Purpose of contract	General
Contract start date	18/09/2008
Contract end date	

18/19 Contracted general activity (UDA)	822
Carry forward general activity (UDA)	15
18/19 Contracted orthodontic activity (UOA)	0
Carry forward orthodontic activity (UOA)	0
Baseline contract value	£19,487.79

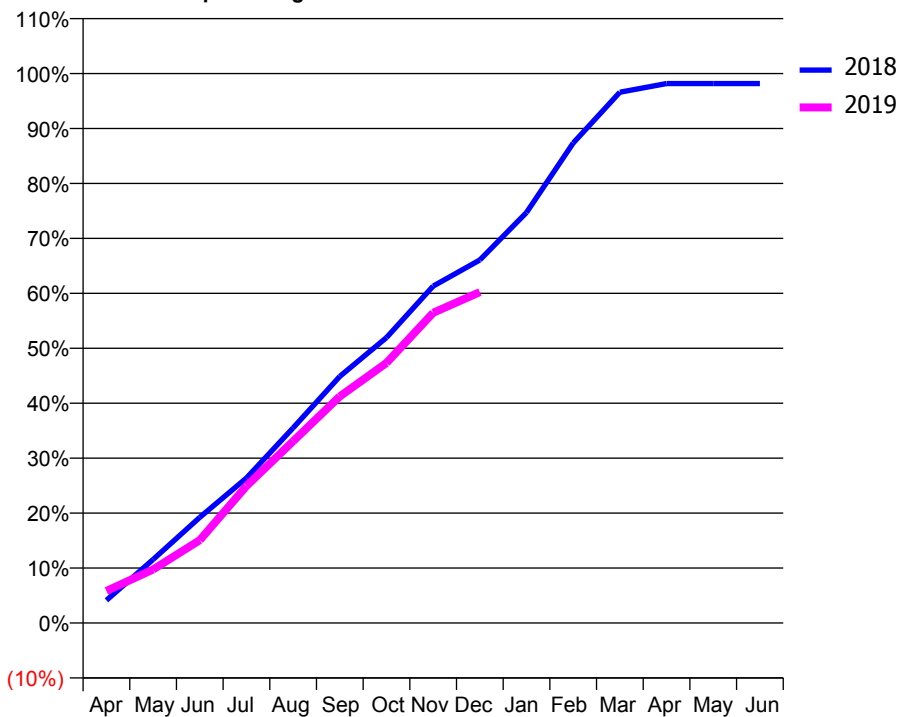
ACCESS*

Patients seen in 24 months	Total	Change since previous quarter
Quarter ending December 2017	486	
Quarter ending March 2018	492	→
Quarter ending June 2018	490	→
Quarter ending September 2018	487	→
Quarter ending December 2018	479	↓
Variance since December 2017	(1.4%)	↓



ACTIVITY

Cumulative percentage of contracted UDA delivered 2018 & 2019



Month	Adjusted Scheduled Activity (UDA)	
	2018	2019
April	34	48
May	95	80
June	158	124
July	217	205
August	292	272
September	369	339
October	427	389
November	504	464
December	543	495
January	614	
February	718	
March	794	
April	807	
May	807	
June	807	

QUALITY

	Quantity	Base Number	Contract	AT	Region	England
% of FP17s for the same patient ID Re-attending within 3 months - Children	7	412	1.7%	9.5%	11.3%	11.8%
% of FP17s for the same patient ID Re-attending within 3 months - Adults	0	24	0.0%	15.0%	15.3%	15.6%
% of FP17s for the same patient ID Re-attending between 3 & 9 months - Children	283	412	68.7%	59.9%	61.1%	58.8%
% of FP17s for the same patient ID Re-attending between 3 & 9 months - Adults	12	24	50.0%	51.5%	52.4%	51.0%
% of FP17s for Band 1 Urgent Courses	0	425	0.0%	9.4%	9.5%	9.0%
% of FP17s Relating to Free Repair or Replacements	0	425	0.0%	0.5%	0.7%	0.8%
% of FP17s Relating to Continuations	0	425	0.0%	0.8%	0.8%	0.9%
% of Patients satisfied with the dentistry they have received	0	0	N/A	92.5%	93.1%	93.2%
% of Patients satisfied with the time they had to wait for an appointment	0	0	N/A	88.5%	87.8%	88.3%

* This is based on patients treated on this contract for their most recent course of treatment. Figures in italics indicate the base number of FP17s or Patient Questionnaire responses are less than 100. N/A is shown where the base number of responses is less than 10 during the period. % is calculated as Quantity/Base number*100

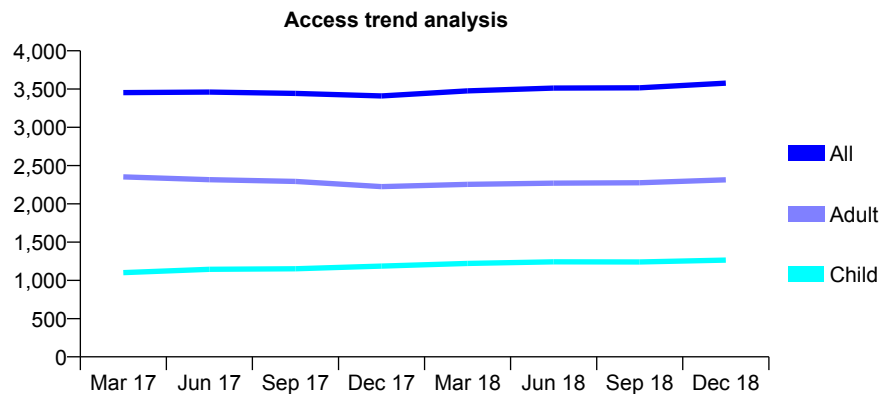
Q68 - Vital Signs At a Glance Contract Report for 689416/0002 - December 2018

Name or company name	MR MB PATEL
Contract type name	GDS Contract
Purpose of contract	General
Contract start date	19/09/2008
Contract end date	

18/19 Contracted general activity (UDA)	9,500
Carry forward general activity (UDA)	0
18/19 Contracted orthodontic activity (UOA)	0
Carry forward orthodontic activity (UOA)	0
Baseline contract value	£249,250.57

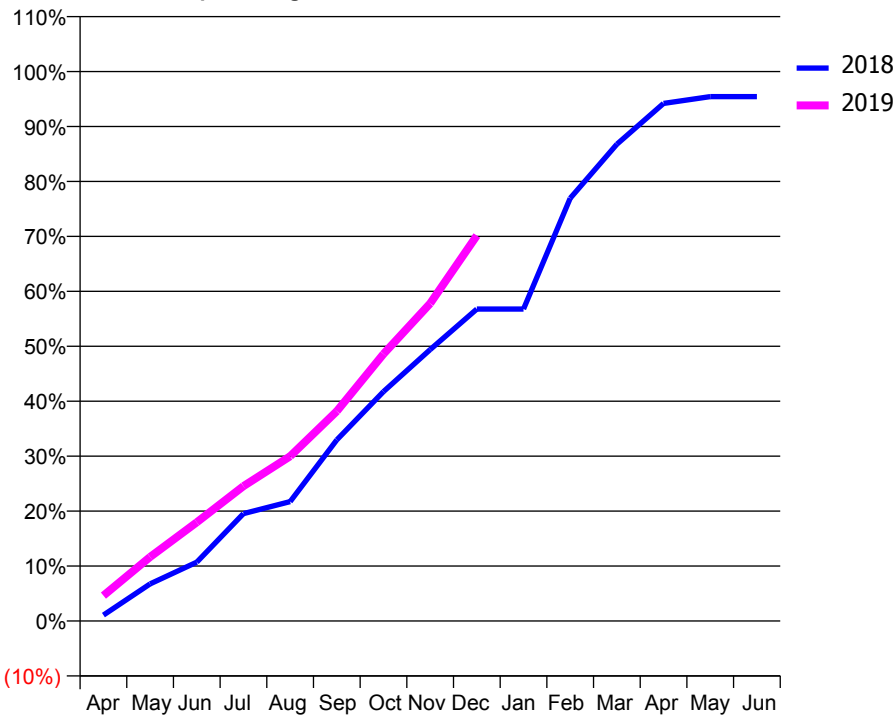
ACCESS*

Patients seen in 24 months	Total	Change since previous quarter
Quarter ending December 2017	3,410	
Quarter ending March 2018	3,476	→
Quarter ending June 2018	3,513	→
Quarter ending September 2018	3,516	→
Quarter ending December 2018	3,577	→
Variance since December 2017	4.9%	↑



ACTIVITY

Cumulative percentage of contracted UDA delivered 2018 & 2019



Month	Adjusted Scheduled Activity (UDA)	
	2018	2019
April	114	439
May	709	1,109
June	1,125	1,708
July	2,053	2,332
August	2,283	2,848
September	3,461	3,628
October	4,383	4,617
November	5,187	5,491
December	5,962	6,663
January	5,962	
February	8,077	
March	9,109	
April	9,891	
May	10,021	
June	10,021	

QUALITY

	Quantity	Base Number	Contract	AT	Region	England
% of FP17s for the same patient ID Re-attending within 3 months - Children	79	1,259	6.3%	9.5%	11.3%	11.8%
% of FP17s for the same patient ID Re-attending within 3 months - Adults	192	1,893	10.1%	15.0%	15.3%	15.6%
% of FP17s for the same patient ID Re-attending between 3 & 9 months - Children	780	1,259	62.0%	59.9%	61.1%	58.8%
% of FP17s for the same patient ID Re-attending between 3 & 9 months - Adults	828	1,893	43.7%	51.5%	52.4%	51.0%
% of FP17s for Band 1 Urgent Courses	253	2,903	8.7%	9.4%	9.5%	9.0%
% of FP17s Relating to Free Repair or Replacements	21	2,903	0.7%	0.5%	0.7%	0.8%
% of FP17s Relating to Continuations	9	2,903	0.3%	0.8%	0.8%	0.9%
% of Patients satisfied with the dentistry they have received	3	3	N/A	92.5%	93.1%	93.2%
% of Patients satisfied with the time they had to wait for an appointment	3	3	N/A	88.5%	87.8%	88.3%

* This is based on patients treated on this contract for their most recent course of treatment. Figures in italics indicate the base number of FP17s or Patient Questionnaire responses are less than 100. N/A is shown where the base number of responses is less than 10 during the period. % is calculated as Quantity/Base number*100

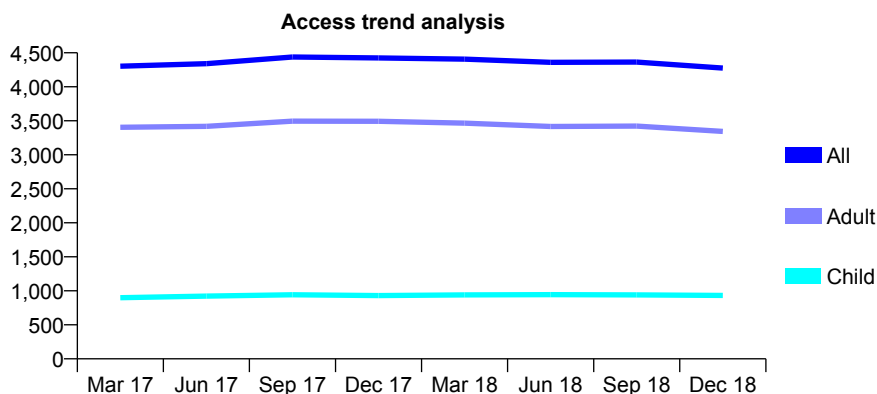
Q68 - Vital Signs At a Glance Contract Report for 692026/0001 - December 2018

Name or company name	MR LE TOLEFE
Contract type name	GDS Contract
Purpose of contract	General
Contract start date	07/09/2007
Contract end date	

18/19 Contracted general activity (UDA)	11,800
Carry forward general activity (UDA)	215
18/19 Contracted orthodontic activity (UOA)	0
Carry forward orthodontic activity (UOA)	0
Baseline contract value	£299,337.92

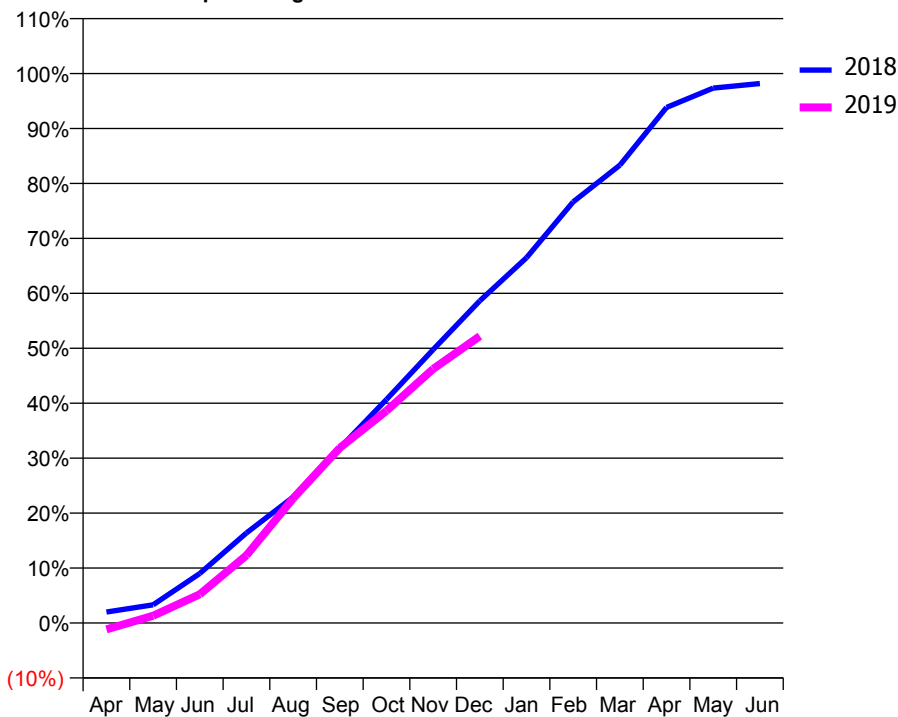
ACCESS*

Patients seen in 24 months	Total	Change since previous quarter
Quarter ending December 2017	4,425	
Quarter ending March 2018	4,407	→
Quarter ending June 2018	4,360	↓
Quarter ending September 2018	4,363	→
Quarter ending December 2018	4,276	↓
Variance since December 2017	(3.4%)	↓



ACTIVITY

Cumulative percentage of contracted UDA delivered 2018 & 2019



Month	Adjusted Scheduled Activity (UDA)	
	2018	2019
April	237	-140
May	391	157
June	1,065	616
July	1,935	1,453
August	2,706	2,675
September	3,757	3,762
October	4,800	4,557
November	5,871	5,457
December	6,920	6,160
January	7,845	
February	9,045	
March	9,831	
April	11,073	
May	11,487	
June	11,585	

QUALITY

	Quantity	Base Number	Contract	AT	Region	England
% of FP17s for the same patient ID Re-attending within 3 months - Children	50	948	5.3%	9.5%	11.3%	11.8%
% of FP17s for the same patient ID Re-attending within 3 months - Adults	404	3,601	11.2%	15.0%	15.3%	15.6%
% of FP17s for the same patient ID Re-attending between 3 & 9 months - Children	512	948	54.0%	59.9%	61.1%	58.8%
% of FP17s for the same patient ID Re-attending between 3 & 9 months - Adults	2,269	3,601	63.0%	51.5%	52.4%	51.0%
% of FP17s for Band 1 Urgent Courses	90	3,106	2.9%	9.4%	9.5%	9.0%
% of FP17s Relating to Free Repair or Replacements	15	3,106	0.5%	0.5%	0.7%	0.8%
% of FP17s Relating to Continuations	24	3,106	0.8%	0.8%	0.8%	0.9%
% of Patients satisfied with the dentistry they have received	15	17	88.2%	92.5%	93.1%	93.2%
% of Patients satisfied with the time they had to wait for an appointment	14	17	82.4%	88.5%	87.8%	88.3%

* This is based on patients treated on this contract for their most recent course of treatment. Figures in italics indicate the base number of FP17s or Patient Questionnaire responses are less than 100. N/A is shown where the base number of responses is less than 10 during the period. % is calculated as Quantity/Base number*100

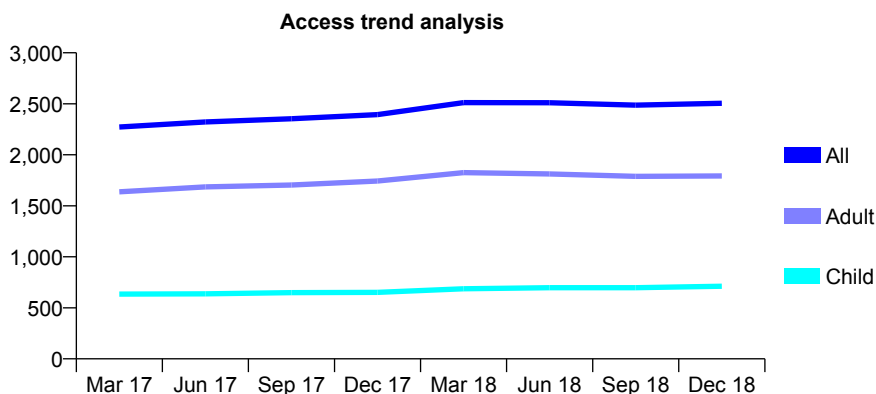
Q68 - Vital Signs At a Glance Contract Report for 694967/0001 - December 2018

Name or company name	MR ND MAHANI
Contract type name	GDS Contract
Purpose of contract	General
Contract start date	01/07/2008
Contract end date	

18/19 Contracted general activity (UDA)	5,878
Carry forward general activity (UDA)	0
18/19 Contracted orthodontic activity (UOA)	0
Carry forward orthodontic activity (UOA)	0
Baseline contract value	£151,738.49

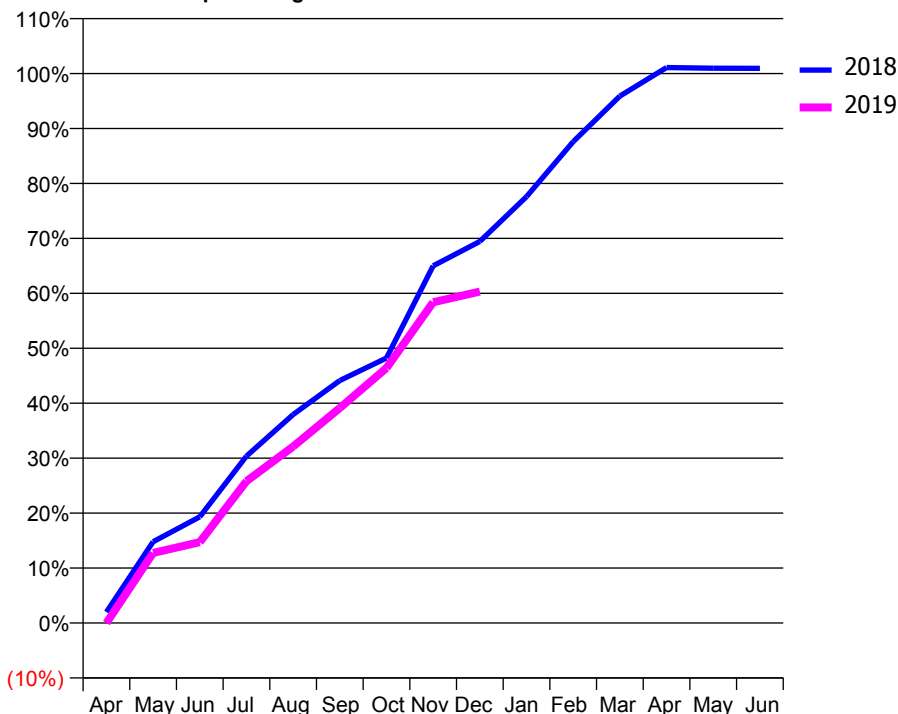
ACCESS*

Patients seen in 24 months	Total	Change since previous quarter
Quarter ending December 2017	2,394	
Quarter ending March 2018	2,512	↑
Quarter ending June 2018	2,510	→
Quarter ending September 2018	2,487	→
Quarter ending December 2018	2,505	→
Variance since December 2017	4.6%	↑



ACTIVITY

Cumulative percentage of contracted UDA delivered 2018 & 2019



Month	Adjusted Scheduled Activity (UDA)	
	2018	2019
April	118	0
May	869	749
June	1,136	866
July	1,785	1,518
August	2,231	1,888
September	2,594	2,301
October	2,835	2,728
November	3,821	3,431
December	4,081	3,545
January	4,562	
February	5,148	
March	5,637	
April	5,942	
May	5,934	
June	5,933	

QUALITY

	Quantity	Base Number	Contract	AT	Region	England
% of FP17s for the same patient ID Re-attending within 3 months - Children	39	829	4.7%	9.5%	11.3%	11.8%
% of FP17s for the same patient ID Re-attending within 3 months - Adults	183	1,749	10.5%	15.0%	15.3%	15.6%
% of FP17s for the same patient ID Re-attending between 3 & 9 months - Children	605	829	73.0%	59.9%	61.1%	58.8%
% of FP17s for the same patient ID Re-attending between 3 & 9 months - Adults	1,113	1,749	63.6%	51.5%	52.4%	51.0%
% of FP17s for Band 1 Urgent Courses	196	2,383	8.2%	9.4%	9.5%	9.0%
% of FP17s Relating to Free Repair or Replacements	7	2,383	0.3%	0.5%	0.7%	0.8%
% of FP17s Relating to Continuations	2	2,383	0.1%	0.8%	0.8%	0.9%
% of Patients satisfied with the dentistry they have received	0	0	N/A	92.5%	93.1%	93.2%
% of Patients satisfied with the time they had to wait for an appointment	0	0	N/A	88.5%	87.8%	88.3%

* This is based on patients treated on this contract for their most recent course of treatment. Figures in italics indicate the base number of FP17s or Patient Questionnaire responses are less than 100. N/A is shown where the base number of responses is less than 10 during the period. % is calculated as Quantity/Base number*100

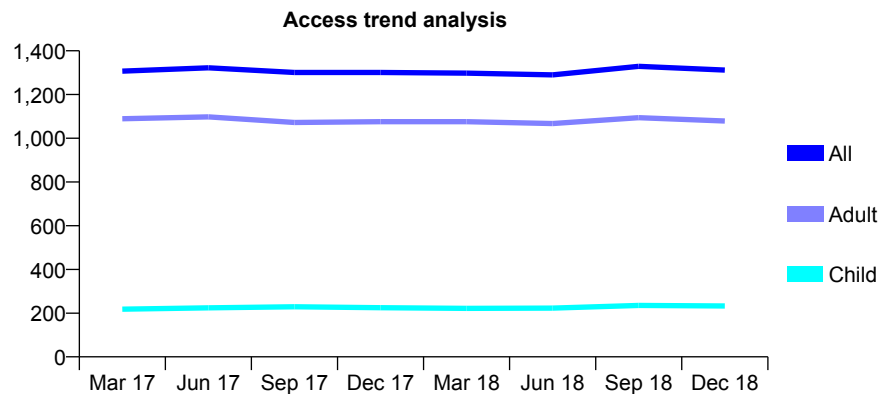
Q68 - Vital Signs At a Glance Contract Report for 695084/0002 - December 2018

Name or company name	MS JJ WOJTASIEWICZ-SKOLMOWSKA
Contract type name	GDS Contract
Purpose of contract	General
Contract start date	01/04/2008
Contract end date	

18/19 Contracted general activity (UDA)	6,029
Carry forward general activity (UDA)	678
18/19 Contracted orthodontic activity (UOA)	0
Carry forward orthodontic activity (UOA)	0
Baseline contract value	£139,737.79

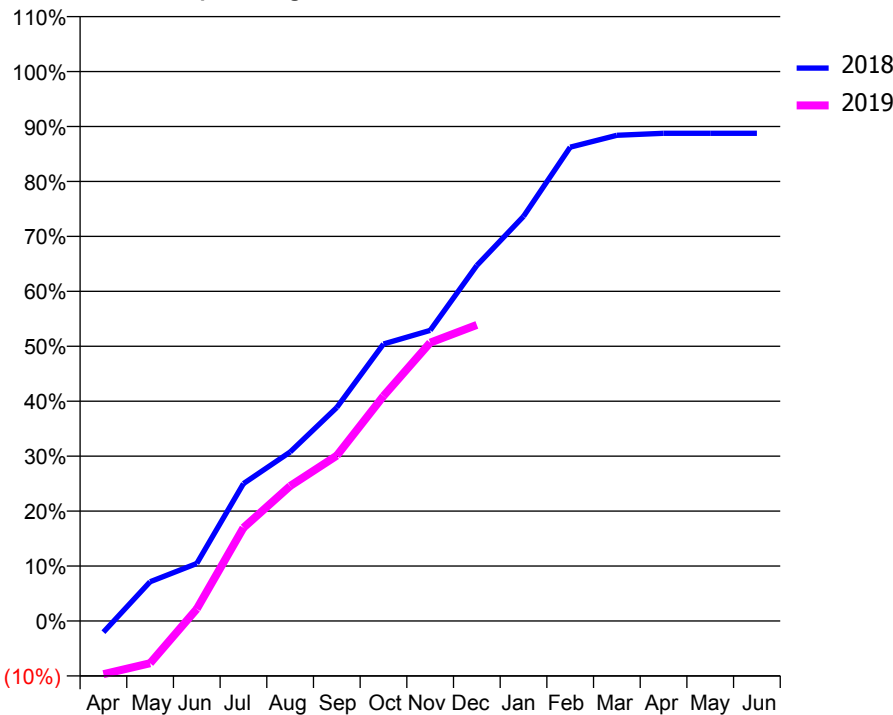
ACCESS*

Patients seen in 24 months	Total	Change since previous quarter
Quarter ending December 2017	1,301	
Quarter ending March 2018	1,298	→
Quarter ending June 2018	1,290	→
Quarter ending September 2018	1,329	↑
Quarter ending December 2018	1,312	↓
Variance since December 2017	0.8%	→



ACTIVITY

Cumulative percentage of contracted UDA delivered 2018 & 2019



Month	Adjusted Scheduled Activity (UDA)	
	2018	2019
April	-123	-585
May	430	-465
June	632	132
July	1,508	1,024
August	1,854	1,481
September	2,343	1,814
October	3,039	2,468
November	3,188	3,055
December	3,901	3,248
January	4,440	
February	5,199	
March	5,329	
April	5,351	
May	5,351	
June	5,351	

QUALITY

	Quantity	Base Number	Contract	AT	Region	England
% of FP17s for the same patient ID Re-attending within 3 months - Children	27	267	10.1%	9.5%	11.3%	11.8%
% of FP17s for the same patient ID Re-attending within 3 months - Adults	254	1,305	19.5%	15.0%	15.3%	15.6%
% of FP17s for the same patient ID Re-attending between 3 & 9 months - Children	142	267	53.2%	59.9%	61.1%	58.8%
% of FP17s for the same patient ID Re-attending between 3 & 9 months - Adults	582	1,305	44.6%	51.5%	52.4%	51.0%
% of FP17s for Band 1 Urgent Courses	235	1,558	15.1%	9.4%	9.5%	9.0%
% of FP17s Relating to Free Repair or Replacements	39	1,558	2.5%	0.5%	0.7%	0.8%
% of FP17s Relating to Continuations	5	1,558	0.3%	0.8%	0.8%	0.9%
% of Patients satisfied with the dentistry they have received	1	1	N/A	92.5%	93.1%	93.2%
% of Patients satisfied with the time they had to wait for an appointment	0	1	N/A	88.5%	87.8%	88.3%

* This is based on patients treated on this contract for their most recent course of treatment. Figures in italics indicate the base number of FP17s or Patient Questionnaire responses are less than 100. N/A is shown where the base number of responses is less than 10 during the period. % is calculated as Quantity/Base number*100

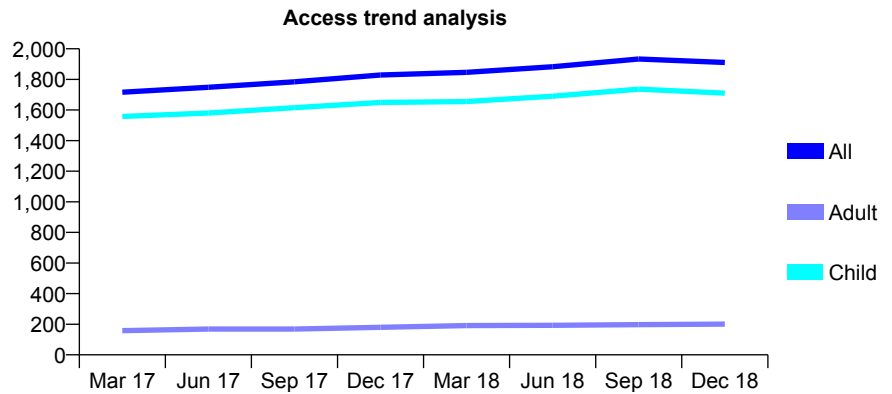
Q68 - Vital Signs At a Glance Contract Report for 723878/0002 - December 2018

Name or company name	MRS JM HATTON
Contract type name	GDS Contract
Purpose of contract	General
Contract start date	01/11/2010
Contract end date	

18/19 Contracted general activity (UDA)	4,000
Carry forward general activity (UDA)	0
18/19 Contracted orthodontic activity (UOA)	0
Carry forward orthodontic activity (UOA)	0
Baseline contract value	£91,411.66

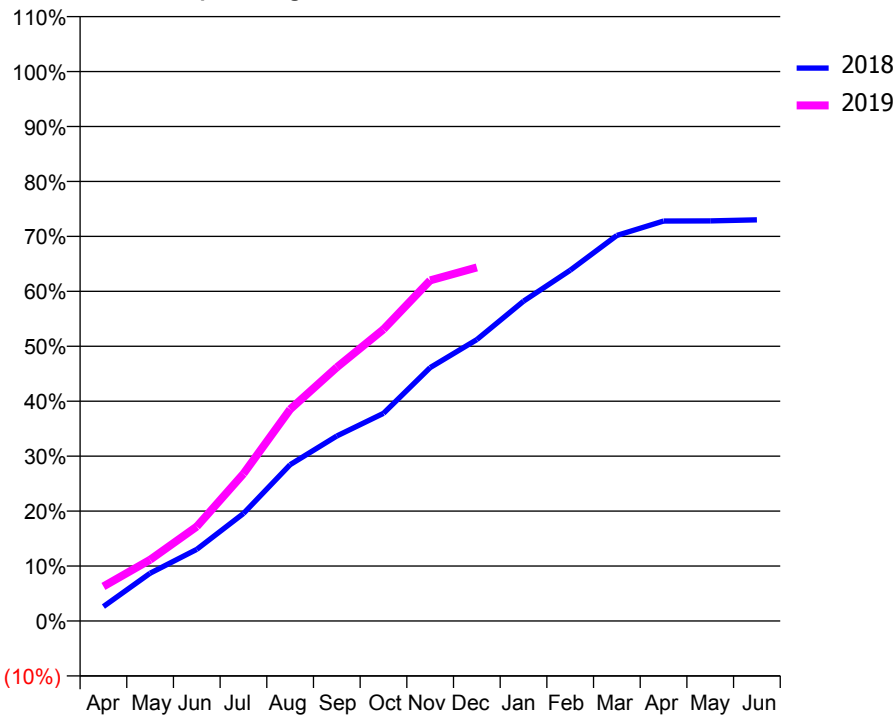
ACCESS*

Patients seen in 24 months	Total	Change since previous quarter
Quarter ending December 2017	1,829	
Quarter ending March 2018	1,846	→
Quarter ending June 2018	1,883	↑
Quarter ending September 2018	1,933	↑
Quarter ending December 2018	1,911	↓
Variance since December 2017	4.5%	↑



ACTIVITY

Cumulative percentage of contracted UDA delivered 2018 & 2019



Month	Adjusted Scheduled Activity (UDA)	
	2018	2019
April	131	252
May	435	446
June	652	688
July	979	1,072
August	1,423	1,541
September	1,683	1,847
October	1,889	2,124
November	2,306	2,480
December	2,561	2,574
January	2,911	
February	3,191	
March	3,508	
April	3,639	
May	3,640	
June	3,651	

QUALITY

	Quantity	Base Number	Contract	AT	Region	England
% of FP17s for the same patient ID Re-attending within 3 months - Children	154	2,023	7.6%	9.5%	11.3%	11.8%
% of FP17s for the same patient ID Re-attending within 3 months - Adults	11	97	11.3%	15.0%	15.3%	15.6%
% of FP17s for the same patient ID Re-attending between 3 & 9 months - Children	1,322	2,023	65.3%	59.9%	61.1%	58.8%
% of FP17s for the same patient ID Re-attending between 3 & 9 months - Adults	54	97	55.7%	51.5%	52.4%	51.0%
% of FP17s for Band 1 Urgent Courses	65	1,988	3.3%	9.4%	9.5%	9.0%
% of FP17s Relating to Free Repair or Replacements	0	1,988	0.0%	0.5%	0.7%	0.8%
% of FP17s Relating to Continuations	0	1,988	0.0%	0.8%	0.8%	0.9%
% of Patients satisfied with the dentistry they have received	0	1	N/A	92.5%	93.1%	93.2%
% of Patients satisfied with the time they had to wait for an appointment	0	1	N/A	88.5%	87.8%	88.3%

* This is based on patients treated on this contract for their most recent course of treatment. Figures in italics indicate the base number of FP17s or Patient Questionnaire responses are less than 100. N/A is shown where the base number of responses is less than 10 during the period. % is calculated as Quantity/Base number*100

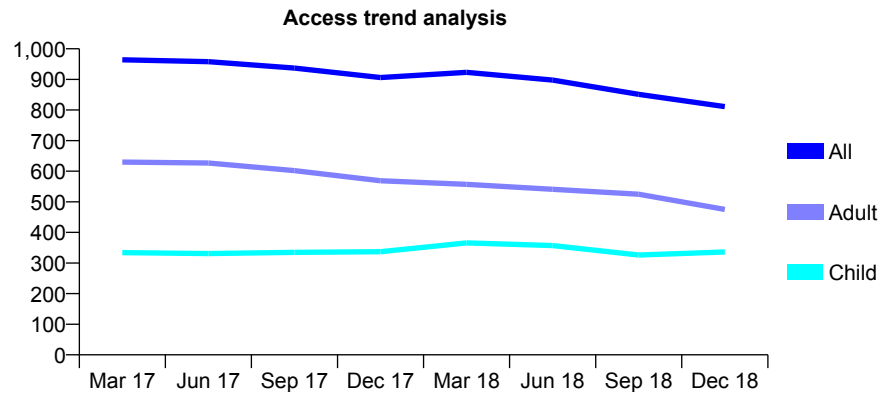
Q68 - Vital Signs At a Glance Contract Report for 725188/0001 - December 2018

Name or company name	White House Dental Partnership
Contract type name	GDS Contract
Purpose of contract	General
Contract start date	01/04/2006
Contract end date	

18/19 Contracted general activity (UDA)	2,186
Carry forward general activity (UDA)	0
18/19 Contracted orthodontic activity (UOA)	0
Carry forward orthodontic activity (UOA)	0
Baseline contract value	£51,580.74

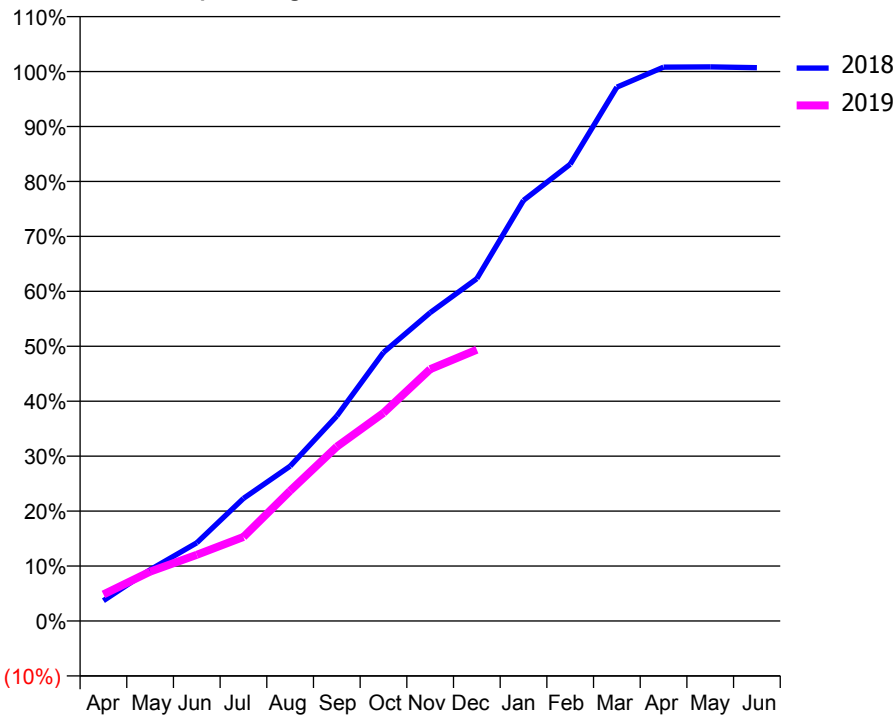
ACCESS*

Patients seen in 24 months	Total	Change since previous quarter
Quarter ending December 2017	906	
Quarter ending March 2018	923	→
Quarter ending June 2018	898	↓
Quarter ending September 2018	851	↓
Quarter ending December 2018	811	↓
Variance since December 2017	(10.5%)	↓



ACTIVITY

Cumulative percentage of contracted UDA delivered 2018 & 2019



Month	Adjusted Scheduled Activity (UDA)	
	2018	2019
April	81	106
May	204	196
June	311	263
July	488	335
August	616	518
September	815	693
October	1,069	828
November	1,227	1,002
December	1,362	1,079
January	1,673	
February	1,817	
March	2,124	
April	2,203	
May	2,204	
June	2,201	

QUALITY

	Quantity	Base Number	Contract	AT	Region	England
% of FP17s for the same patient ID Re-attending within 3 months - Children	15	375	4.0%	9.5%	11.3%	11.8%
% of FP17s for the same patient ID Re-attending within 3 months - Adults	33	385	8.6%	15.0%	15.3%	15.6%
% of FP17s for the same patient ID Re-attending between 3 & 9 months - Children	248	375	66.1%	59.9%	61.1%	58.8%
% of FP17s for the same patient ID Re-attending between 3 & 9 months - Adults	252	385	65.5%	51.5%	52.4%	51.0%
% of FP17s for Band 1 Urgent Courses	17	715	2.4%	9.4%	9.5%	9.0%
% of FP17s Relating to Free Repair or Replacements	7	715	1.0%	0.5%	0.7%	0.8%
% of FP17s Relating to Continuations	8	715	1.1%	0.8%	0.8%	0.9%
% of Patients satisfied with the dentistry they have received	1	1	N/A	92.5%	93.1%	93.2%
% of Patients satisfied with the time they had to wait for an appointment	1	1	N/A	88.5%	87.8%	88.3%

* This is based on patients treated on this contract for their most recent course of treatment. Figures in italics indicate the base number of FP17s or Patient Questionnaire responses are less than 100. N/A is shown where the base number of responses is less than 10 during the period. % is calculated as Quantity/Base number*100

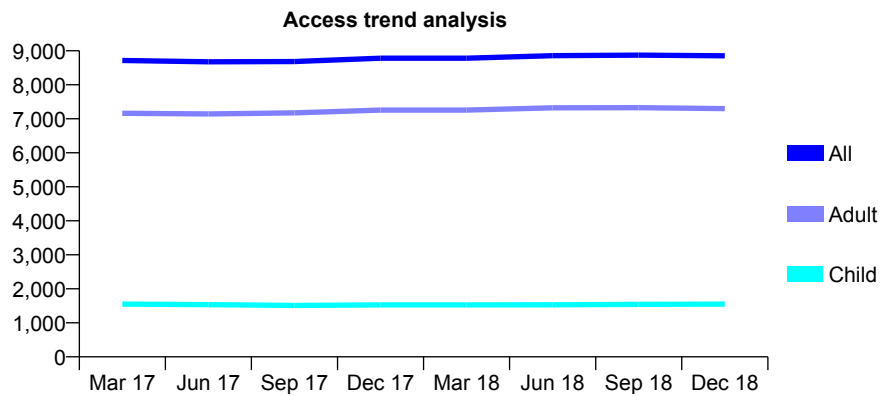
Q68 - Vital Signs At a Glance Contract Report for 725536/0001 - December 2018

Name or company name	Manochehr Soltan
Contract type name	GDS Contract
Purpose of contract	General
Contract start date	01/04/2007
Contract end date	

18/19 Contracted general activity (UDA)	24,520
Carry forward general activity (UDA)	551
18/19 Contracted orthodontic activity (UOA)	0
Carry forward orthodontic activity (UOA)	0
Baseline contract value	£563,386.82

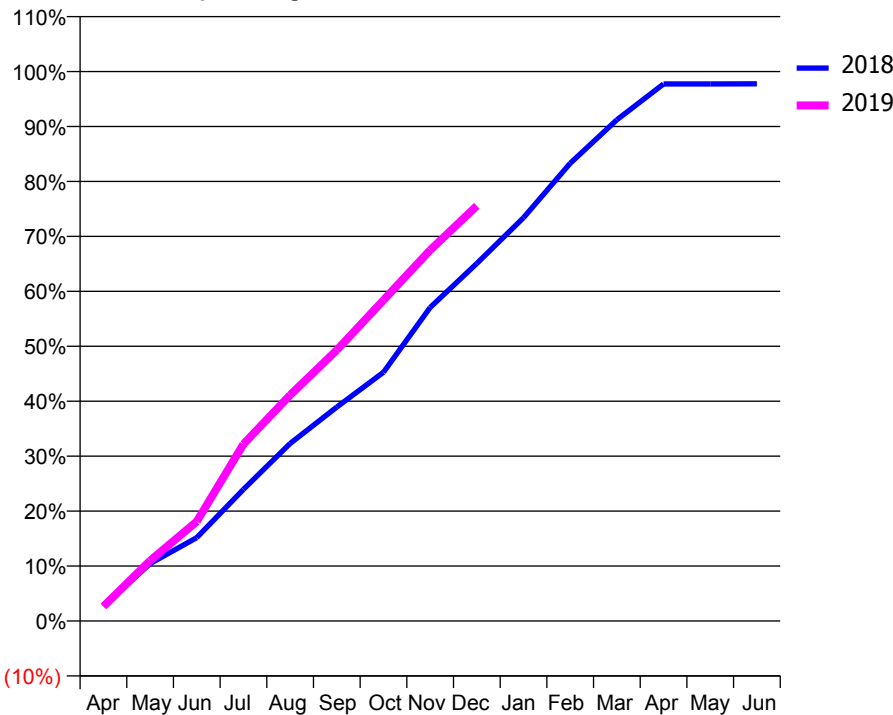
ACCESS*

Patients seen in 24 months	Total	Change since previous quarter
Quarter ending December 2017	8,784	
Quarter ending March 2018	8,784	→
Quarter ending June 2018	8,856	→
Quarter ending September 2018	8,872	→
Quarter ending December 2018	8,853	→
Variance since December 2017	0.8%	→



ACTIVITY

Cumulative percentage of contracted UDA delivered 2018 & 2019



Month	Adjusted Scheduled Activity (UDA)	
	2018	2019
April	666	649
May	2,566	2,695
June	3,732	4,440
July	5,886	7,894
August	7,935	10,080
September	9,565	12,089
October	11,121	14,318
November	14,015	16,553
December	15,983	18,524
January	18,030	
February	20,462	
March	22,405	
April	24,008	
May	24,011	
June	24,013	

QUALITY

	Quantity	Base Number	Contract	AT	Region	England
% of FP17s for the same patient ID Re-attending within 3 months - Children	129	1,623	7.9%	9.5%	11.3%	11.8%
% of FP17s for the same patient ID Re-attending within 3 months - Adults	1,478	8,096	18.3%	15.0%	15.3%	15.6%
% of FP17s for the same patient ID Re-attending between 3 & 9 months - Children	795	1,623	49.0%	59.9%	61.1%	58.8%
% of FP17s for the same patient ID Re-attending between 3 & 9 months - Adults	4,047	8,096	50.0%	51.5%	52.4%	51.0%
% of FP17s for Band 1 Urgent Courses	1,114	9,178	12.1%	9.4%	9.5%	9.0%
% of FP17s Relating to Free Repair or Replacements	113	9,178	1.2%	0.5%	0.7%	0.8%
% of FP17s Relating to Continuations	32	9,178	0.3%	0.8%	0.8%	0.9%
% of Patients satisfied with the dentistry they have received	9	9	N/A	92.5%	93.1%	93.2%
% of Patients satisfied with the time they had to wait for an appointment	9	9	N/A	88.5%	87.8%	88.3%

* This is based on patients treated on this contract for their most recent course of treatment. Figures in italics indicate the base number of FP17s or Patient Questionnaire responses are less than 100. N/A is shown where the base number of responses is less than 10 during the period. % is calculated as Quantity/Base number*100

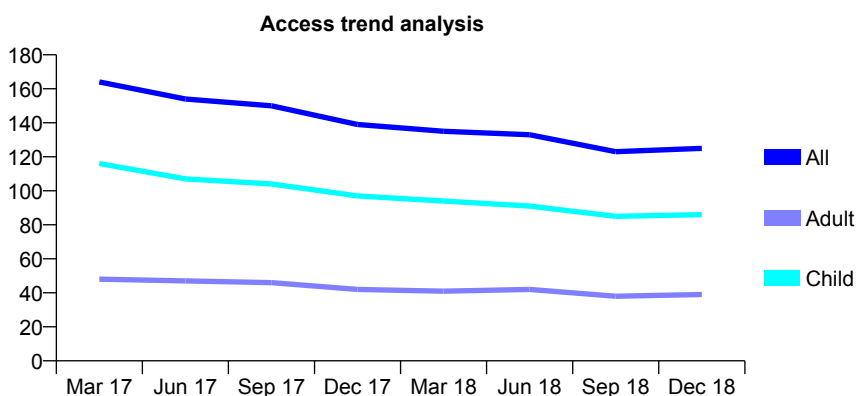
Q68 - Vital Signs At a Glance Contract Report for 729175/0004 - December 2018

Name or company name	MR LD MURRAY
Contract type name	GDS Contract
Purpose of contract	General
Contract start date	01/04/2014
Contract end date	

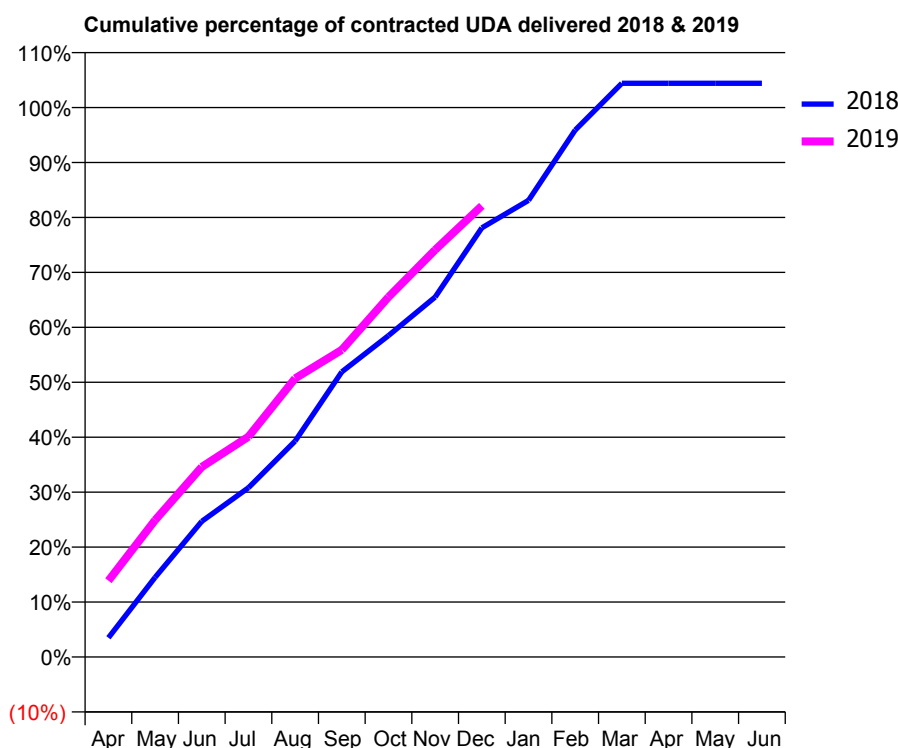
18/19 Contracted general activity (UDA)	200
Carry forward general activity (UDA)	0
18/19 Contracted orthodontic activity (UOA)	0
Carry forward orthodontic activity (UOA)	0
Baseline contract value	£5,262.96

ACCESS*

Patients seen in 24 months	Total	Change since previous quarter
Quarter ending December 2017	139	
Quarter ending March 2018	135	↓
Quarter ending June 2018	133	↓
Quarter ending September 2018	123	↓
Quarter ending December 2018	125	→
Variance since December 2017	(10.1%)	↓



ACTIVITY



Month	Adjusted Scheduled Activity (UDA)	
	2018	2019
April	7	28
May	29	50
June	49	69
July	62	80
August	79	101
September	104	112
October	117	131
November	131	148
December	156	164
January	166	
February	192	
March	209	
April	209	
May	209	
June	209	

QUALITY

	Quantity	Base Number	Contract	AT	Region	England
% of FP17s for the same patient ID Re-attending within 3 months - Children	6	98	6.1%	9.5%	11.3%	11.8%
% of FP17s for the same patient ID Re-attending within 3 months - Adults	7	29	24.1%	15.0%	15.3%	15.6%
% of FP17s for the same patient ID Re-attending between 3 & 9 months - Children	52	98	53.1%	59.9%	61.1%	58.8%
% of FP17s for the same patient ID Re-attending between 3 & 9 months - Adults	10	29	34.5%	51.5%	52.4%	51.0%
% of FP17s for Band 1 Urgent Courses	11	127	8.7%	9.4%	9.5%	9.0%
% of FP17s Relating to Free Repair or Replacements	0	127	0.0%	0.5%	0.7%	0.8%
% of FP17s Relating to Continuations	0	127	0.0%	0.8%	0.8%	0.9%
% of Patients satisfied with the dentistry they have received	0	0	N/A	92.5%	93.1%	93.2%
% of Patients satisfied with the time they had to wait for an appointment	0	0	N/A	88.5%	87.8%	88.3%

* This is based on patients treated on this contract for their most recent course of treatment. Figures in italics indicate the base number of FP17s or Patient Questionnaire responses are less than 100. N/A is shown where the base number of responses is less than 10 during the period. % is calculated as Quantity/Base number*100

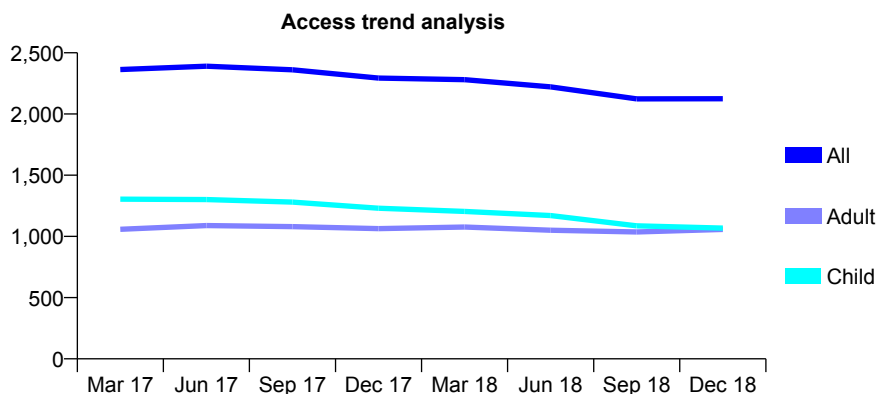
Q68 - Vital Signs At a Glance Contract Report for 729299/0001 - December 2018

Name or company name	MISS MB QUEENAN
Contract type name	GDS Contract
Purpose of contract	General
Contract start date	01/04/2006
Contract end date	

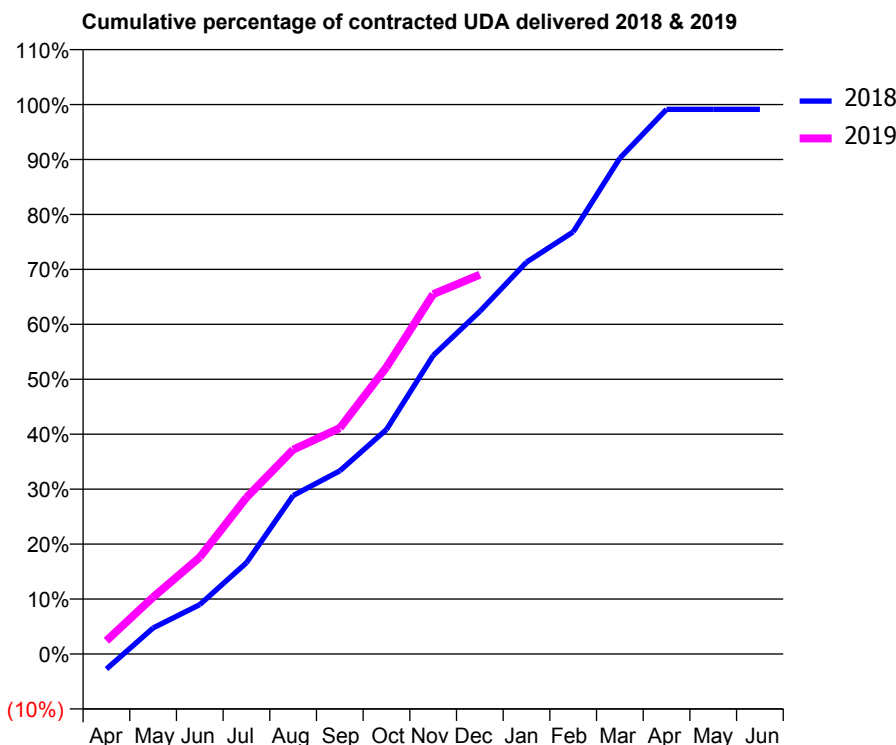
18/19 Contracted general activity (UDA)	4,368
Carry forward general activity (UDA)	38
18/19 Contracted orthodontic activity (UOA)	0
Carry forward orthodontic activity (UOA)	0
Baseline contract value	£99,838.05

ACCESS*

Patients seen in 24 months	Total	Change since previous quarter
Quarter ending December 2017	2,294	
Quarter ending March 2018	2,281	→
Quarter ending June 2018	2,222	↓
Quarter ending September 2018	2,124	↓
Quarter ending December 2018	2,125	→
Variance since December 2017	(7.4%)	↓



ACTIVITY



Adjusted Scheduled Activity (UDA)		
Month	2018	2019
April	-120	106
May	208	452
June	393	769
July	725	1,244
August	1,260	1,624
September	1,455	1,796
October	1,784	2,281
November	2,373	2,860
December	2,723	3,015
January	3,115	
February	3,356	
March	3,942	
April	4,329	
May	4,329	
June	4,329	

QUALITY

	Quantity	Base Number	Contract	AT	Region	England
% of FP17s for the same patient ID Re-attending within 3 months - Children	84	1,220	6.9%	9.5%	11.3%	11.8%
% of FP17s for the same patient ID Re-attending within 3 months - Adults	122	897	13.6%	15.0%	15.3%	15.6%
% of FP17s for the same patient ID Re-attending between 3 & 9 months - Children	771	1,220	63.2%	59.9%	61.1%	58.8%
% of FP17s for the same patient ID Re-attending between 3 & 9 months - Adults	395	897	44.0%	51.5%	52.4%	51.0%
% of FP17s for Band 1 Urgent Courses	93	1,924	4.8%	9.4%	9.5%	9.0%
% of FP17s Relating to Free Repair or Replacements	0	1,924	0.0%	0.5%	0.7%	0.8%
% of FP17s Relating to Continuations	2	1,924	0.1%	0.8%	0.8%	0.9%
% of Patients satisfied with the dentistry they have received	1	1	N/A	92.5%	93.1%	93.2%
% of Patients satisfied with the time they had to wait for an appointment	1	1	N/A	88.5%	87.8%	88.3%

* This is based on patients treated on this contract for their most recent course of treatment. Figures in italics indicate the base number of FP17s or Patient Questionnaire responses are less than 100. N/A is shown where the base number of responses is less than 10 during the period. % is calculated as Quantity/Base number*100

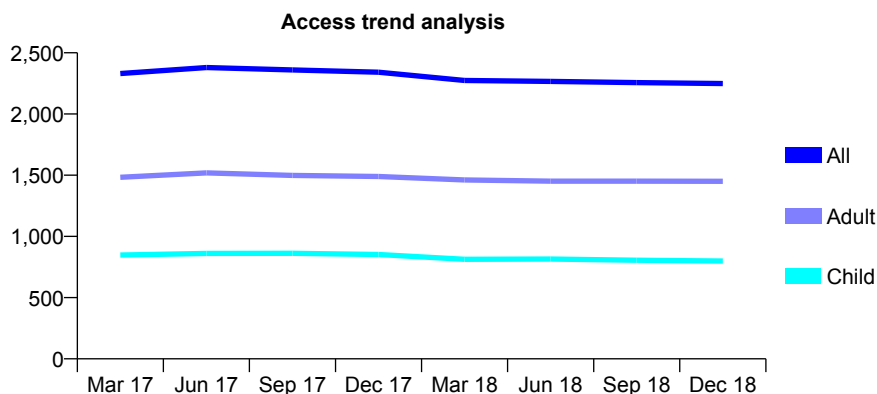
Q68 - Vital Signs At a Glance Contract Report for 729809/0002 - December 2018

Name or company name	Priory House Dental Centre
Contract type name	GDS Contract
Purpose of contract	General
Contract start date	01/04/2011
Contract end date	

18/19 Contracted general activity (UDA)	5,300
Carry forward general activity (UDA)	0
18/19 Contracted orthodontic activity (UOA)	0
Carry forward orthodontic activity (UOA)	0
Baseline contract value	£134,575.86

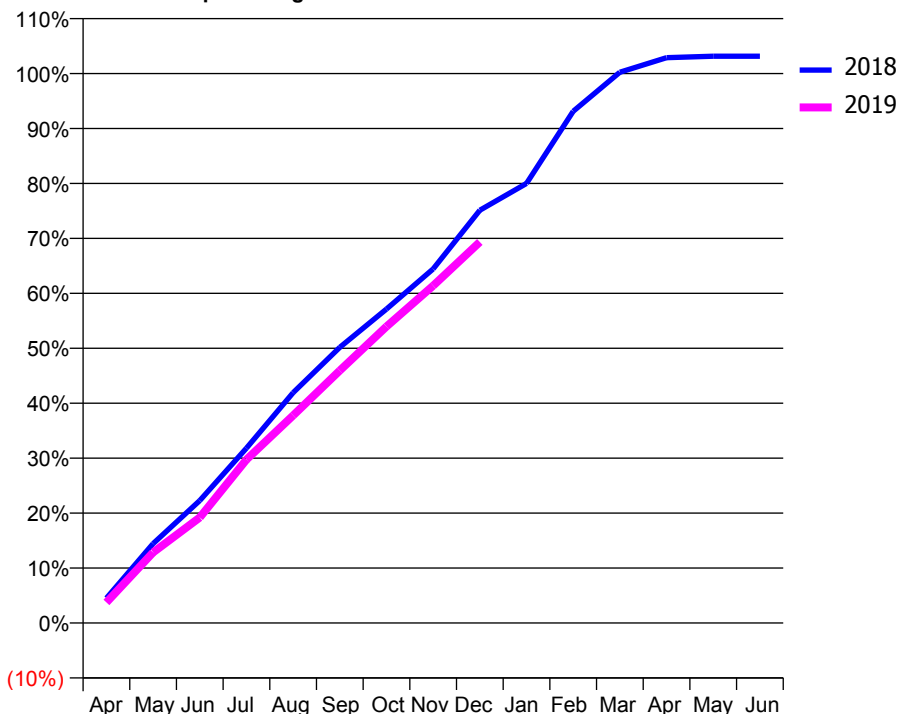
ACCESS*

Patients seen in 24 months	Total	Change since previous quarter
Quarter ending December 2017	2,342	
Quarter ending March 2018	2,274	↓
Quarter ending June 2018	2,266	→
Quarter ending September 2018	2,257	→
Quarter ending December 2018	2,249	→
Variance since December 2017	(4.0%)	↓



ACTIVITY

Cumulative percentage of contracted UDA delivered 2018 & 2019



Month	Adjusted Scheduled Activity (UDA)	
	2018	2019
April	240	199
May	765	681
June	1,182	1,019
July	1,687	1,577
August	2,222	2,002
September	2,659	2,435
October	3,028	2,859
November	3,415	3,253
December	3,981	3,675
January	4,240	
February	4,935	
March	5,312	
April	5,452	
May	5,466	
June	5,466	

QUALITY

	Quantity	Base Number	Contract	AT	Region	England
% of FP17s for the same patient ID Re-attending within 3 months - Children	55	910	6.0%	9.5%	11.3%	11.8%
% of FP17s for the same patient ID Re-attending within 3 months - Adults	212	1,578	13.4%	15.0%	15.3%	15.6%
% of FP17s for the same patient ID Re-attending between 3 & 9 months - Children	539	910	59.2%	59.9%	61.1%	58.8%
% of FP17s for the same patient ID Re-attending between 3 & 9 months - Adults	943	1,578	59.8%	51.5%	52.4%	51.0%
% of FP17s for Band 1 Urgent Courses	43	2,394	1.8%	9.4%	9.5%	9.0%
% of FP17s Relating to Free Repair or Replacements	12	2,394	0.5%	0.5%	0.7%	0.8%
% of FP17s Relating to Continuations	25	2,394	1.0%	0.8%	0.8%	0.9%
% of Patients satisfied with the dentistry they have received	1	1	N/A	92.5%	93.1%	93.2%
% of Patients satisfied with the time they had to wait for an appointment	1	1	N/A	88.5%	87.8%	88.3%

* This is based on patients treated on this contract for their most recent course of treatment. Figures in italics indicate the base number of FP17s or Patient Questionnaire responses are less than 100. N/A is shown where the base number of responses is less than 10 during the period. % is calculated as Quantity/Base number*100

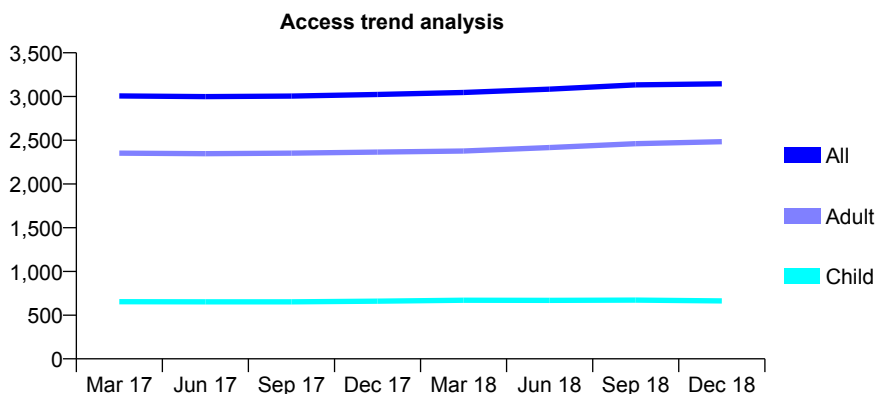
Q68 - Vital Signs At a Glance Contract Report for 732303/0001 - December 2018

Name or company name	MR TM GLYNN
Contract type name	GDS Contract
Purpose of contract	General
Contract start date	31/08/2011
Contract end date	

18/19 Contracted general activity (UDA)	7,554
Carry forward general activity (UDA)	0
18/19 Contracted orthodontic activity (UOA)	0
Carry forward orthodontic activity (UOA)	0
Baseline contract value	£183,170.19

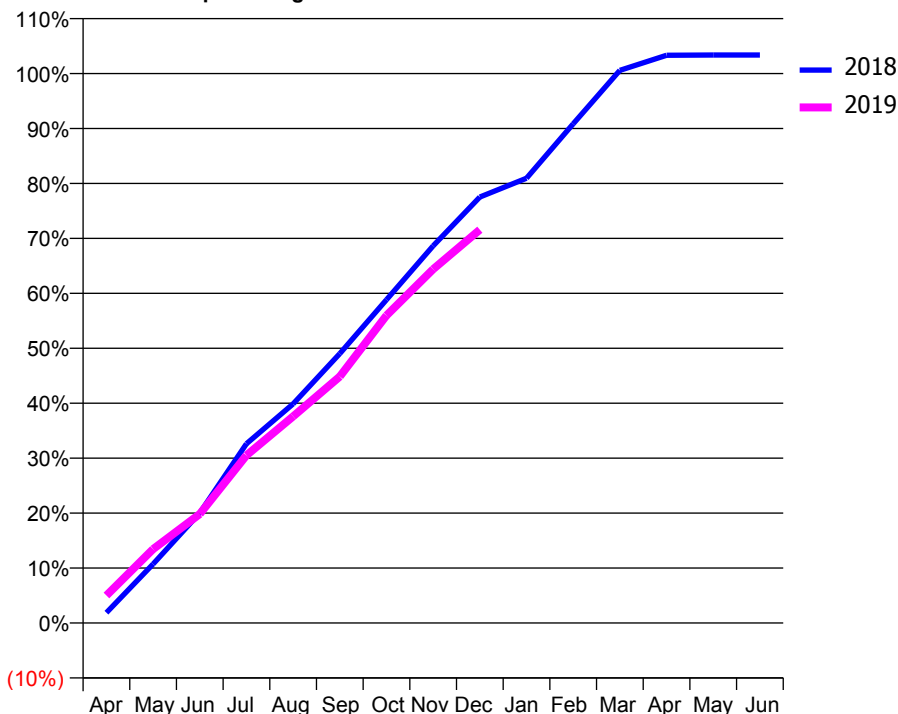
ACCESS*

Patients seen in 24 months	Total	Change since previous quarter
Quarter ending December 2017	3,024	
Quarter ending March 2018	3,047	→
Quarter ending June 2018	3,084	→
Quarter ending September 2018	3,133	→
Quarter ending December 2018	3,145	→
Variance since December 2017	4.0%	↑



ACTIVITY

Cumulative percentage of contracted UDA delivered 2018 & 2019



Month	Adjusted Scheduled Activity (UDA)	
	2018	2019
April	142	379
May	811	1,016
June	1,512	1,499
July	2,465	2,306
August	3,013	2,841
September	3,704	3,388
October	4,445	4,229
November	5,185	4,863
December	5,855	5,406
January	6,114	
February	6,863	
March	7,597	
April	7,805	
May	7,807	
June	7,807	

QUALITY

	Quantity	Base Number	Contract	AT	Region	England
% of FP17s for the same patient ID Re-attending within 3 months - Children	17	609	2.8%	9.5%	11.3%	11.8%
% of FP17s for the same patient ID Re-attending within 3 months - Adults	188	2,362	8.0%	15.0%	15.3%	15.6%
% of FP17s for the same patient ID Re-attending between 3 & 9 months - Children	327	609	53.7%	59.9%	61.1%	58.8%
% of FP17s for the same patient ID Re-attending between 3 & 9 months - Adults	1,302	2,362	55.1%	51.5%	52.4%	51.0%
% of FP17s for Band 1 Urgent Courses	158	2,886	5.5%	9.4%	9.5%	9.0%
% of FP17s Relating to Free Repair or Replacements	26	2,886	0.9%	0.5%	0.7%	0.8%
% of FP17s Relating to Continuations	0	2,886	0.0%	0.8%	0.8%	0.9%
% of Patients satisfied with the dentistry they have received	1	1	N/A	92.5%	93.1%	93.2%
% of Patients satisfied with the time they had to wait for an appointment	1	1	N/A	88.5%	87.8%	88.3%

* This is based on patients treated on this contract for their most recent course of treatment. Figures in italics indicate the base number of FP17s or Patient Questionnaire responses are less than 100. N/A is shown where the base number of responses is less than 10 during the period. % is calculated as Quantity/Base number*100

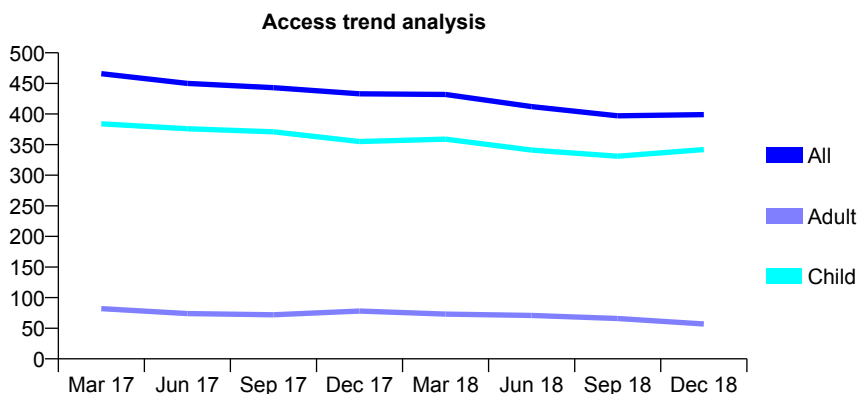
Q68 - Vital Signs At a Glance Contract Report for 739987/0001 - December 2018

Name or company name	MR PJ ELLIS
Contract type name	GDS Contract
Purpose of contract	General
Contract start date	01/04/2006
Contract end date	

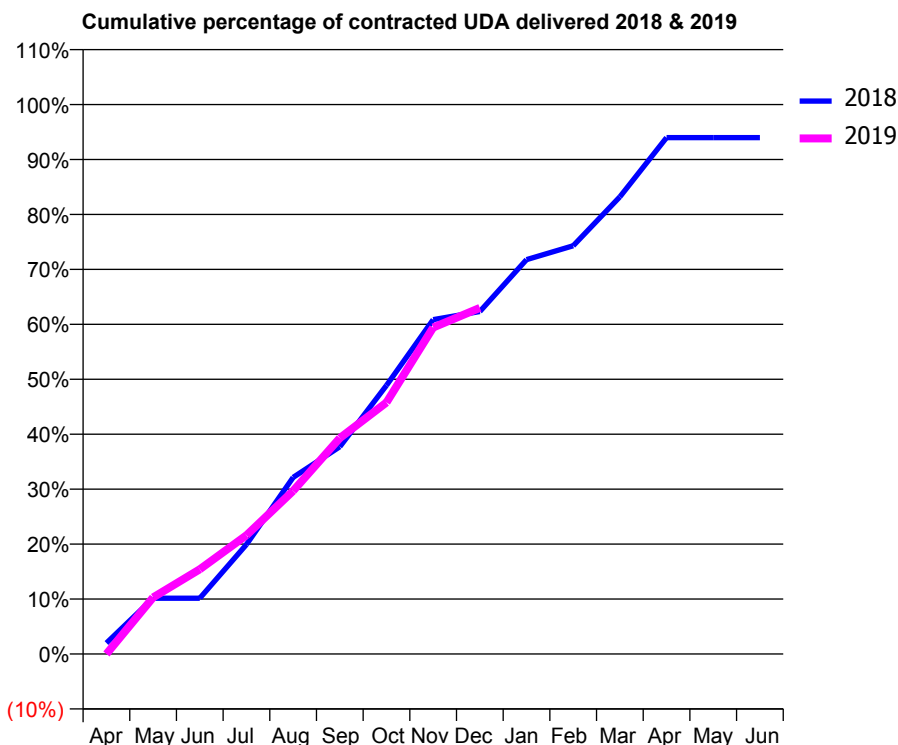
18/19 Contracted general activity (UDA)	750
Carry forward general activity (UDA)	0
18/19 Contracted orthodontic activity (UOA)	0
Carry forward orthodontic activity (UOA)	0
Baseline contract value	£17,138.87

ACCESS*

Patients seen in 24 months	Total	Change since previous quarter
Quarter ending December 2017	433	
Quarter ending March 2018	432	→
Quarter ending June 2018	412	↓
Quarter ending September 2018	397	↓
Quarter ending December 2018	399	→
Variance since December 2017	(7.9%)	↓



ACTIVITY



Month	Adjusted Scheduled Activity (UDA)	
	2018	2019
April	15	0
May	76	77
June	76	116
July	150	162
August	241	223
September	283	295
October	367	343
November	456	446
December	467	472
January	538	
February	557	
March	624	
April	705	
May	705	
June	705	

QUALITY

	Quantity	Base Number	Contract	AT	Region	England
% of FP17s for the same patient ID Re-attending within 3 months - Children	25	395	6.3%	9.5%	11.3%	11.8%
% of FP17s for the same patient ID Re-attending within 3 months - Adults	1	20	5.0%	15.0%	15.3%	15.6%
% of FP17s for the same patient ID Re-attending between 3 & 9 months - Children	246	395	62.3%	59.9%	61.1%	58.8%
% of FP17s for the same patient ID Re-attending between 3 & 9 months - Adults	14	20	70.0%	51.5%	52.4%	51.0%
% of FP17s for Band 1 Urgent Courses	32	351	9.1%	9.4%	9.5%	9.0%
% of FP17s Relating to Free Repair or Replacements	0	351	0.0%	0.5%	0.7%	0.8%
% of FP17s Relating to Continuations	0	351	0.0%	0.8%	0.8%	0.9%
% of Patients satisfied with the dentistry they have received	0	0	N/A	92.5%	93.1%	93.2%
% of Patients satisfied with the time they had to wait for an appointment	0	0	N/A	88.5%	87.8%	88.3%

* This is based on patients treated on this contract for their most recent course of treatment. Figures in italics indicate the base number of FP17s or Patient Questionnaire responses are less than 100. N/A is shown where the base number of responses is less than 10 during the period. % is calculated as Quantity/Base number*100

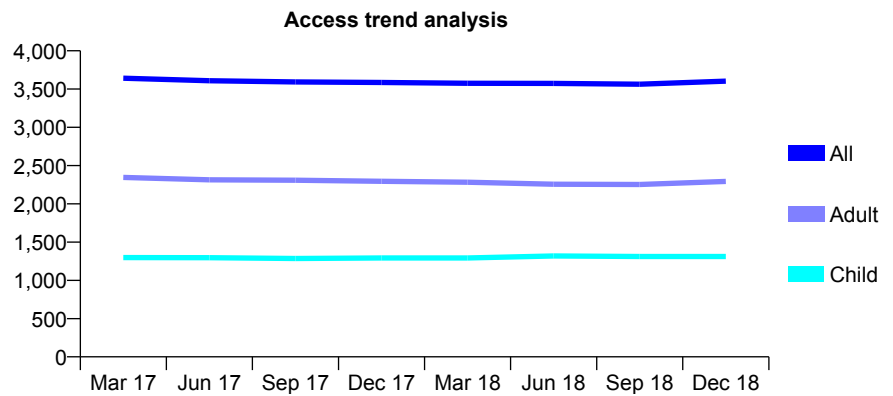
Q68 - Vital Signs At a Glance Contract Report for 740217/0001 - December 2018

Name or company name	MR PC JENKINSON
Contract type name	GDS Contract
Purpose of contract	General
Contract start date	01/04/2006
Contract end date	

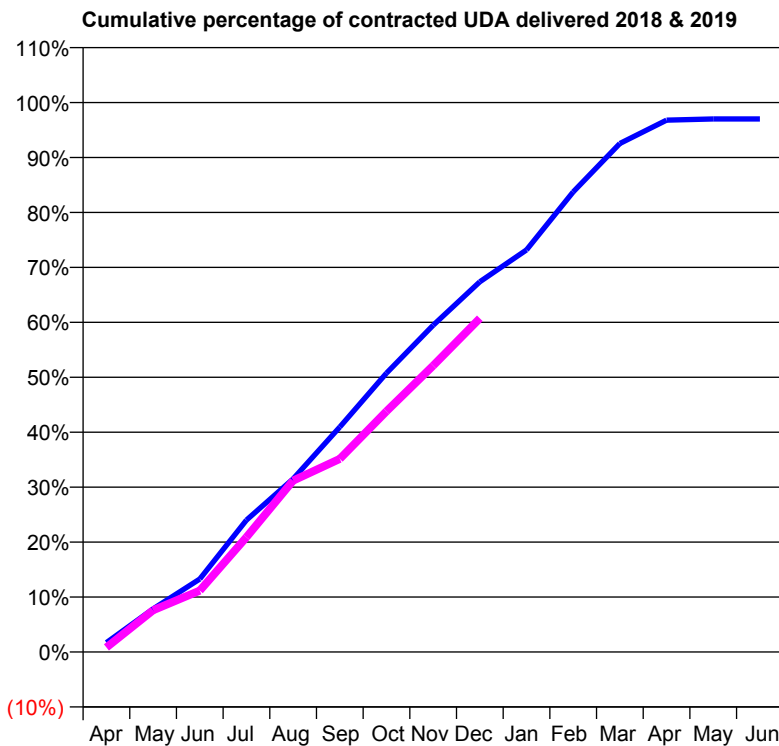
18/19 Contracted general activity (UDA)	7,817
Carry forward general activity (UDA)	234
18/19 Contracted orthodontic activity (UOA)	0
Carry forward orthodontic activity (UOA)	0
Baseline contract value	£217,258.20

ACCESS*

Patients seen in 24 months	Total	Change since previous quarter
Quarter ending December 2017	3,586	
Quarter ending March 2018	3,576	→
Quarter ending June 2018	3,574	→
Quarter ending September 2018	3,564	→
Quarter ending December 2018	3,604	→
Variance since December 2017	0.5%	→



ACTIVITY



Month	Adjusted Scheduled Activity (UDA)	
	2018	2019
April	134	66
May	614	596
June	1,038	874
July	1,878	1,634
August	2,463	2,439
September	3,201	2,748
October	3,967	3,425
November	4,649	4,073
December	5,267	4,748
January	5,720	
February	6,546	
March	7,234	
April	7,567	
May	7,583	
June	7,583	

QUALITY

	Quantity	Base Number	Contract	AT	Region	England
% of FP17s for the same patient ID Re-attending within 3 months - Children	74	1,456	5.1%	9.5%	11.3%	11.8%
% of FP17s for the same patient ID Re-attending within 3 months - Adults	199	2,058	9.7%	15.0%	15.3%	15.6%
% of FP17s for the same patient ID Re-attending between 3 & 9 months - Children	902	1,456	62.0%	59.9%	61.1%	58.8%
% of FP17s for the same patient ID Re-attending between 3 & 9 months - Adults	1,071	2,058	52.0%	51.5%	52.4%	51.0%
% of FP17s for Band 1 Urgent Courses	108	2,749	3.9%	9.4%	9.5%	9.0%
% of FP17s Relating to Free Repair or Replacements	24	2,749	0.9%	0.5%	0.7%	0.8%
% of FP17s Relating to Continuations	14	2,749	0.5%	0.8%	0.8%	0.9%
% of Patients satisfied with the dentistry they have received	0	0	N/A	92.5%	93.1%	93.2%
% of Patients satisfied with the time they had to wait for an appointment	0	0	N/A	88.5%	87.8%	88.3%

* This is based on patients treated on this contract for their most recent course of treatment. Figures in italics indicate the base number of FP17s or Patient Questionnaire responses are less than 100. N/A is shown where the base number of responses is less than 10 during the period. % is calculated as Quantity/Base number*100

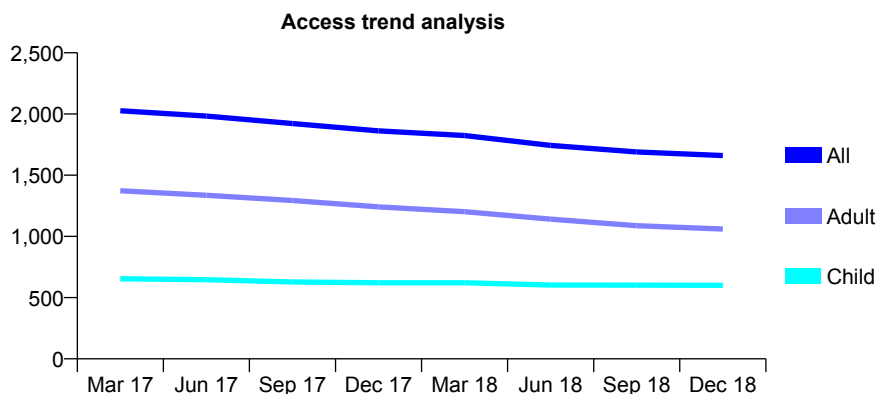
Q68 - Vital Signs At a Glance Contract Report for 741736/0001 - December 2018

Name or company name	Gatehouse Dental Partnership
Contract type name	GDS Contract
Purpose of contract	General
Contract start date	01/04/2006
Contract end date	

18/19 Contracted general activity (UDA)	5,167
Carry forward general activity (UDA)	0
18/19 Contracted orthodontic activity (UOA)	0
Carry forward orthodontic activity (UOA)	0
Baseline contract value	£143,460.67

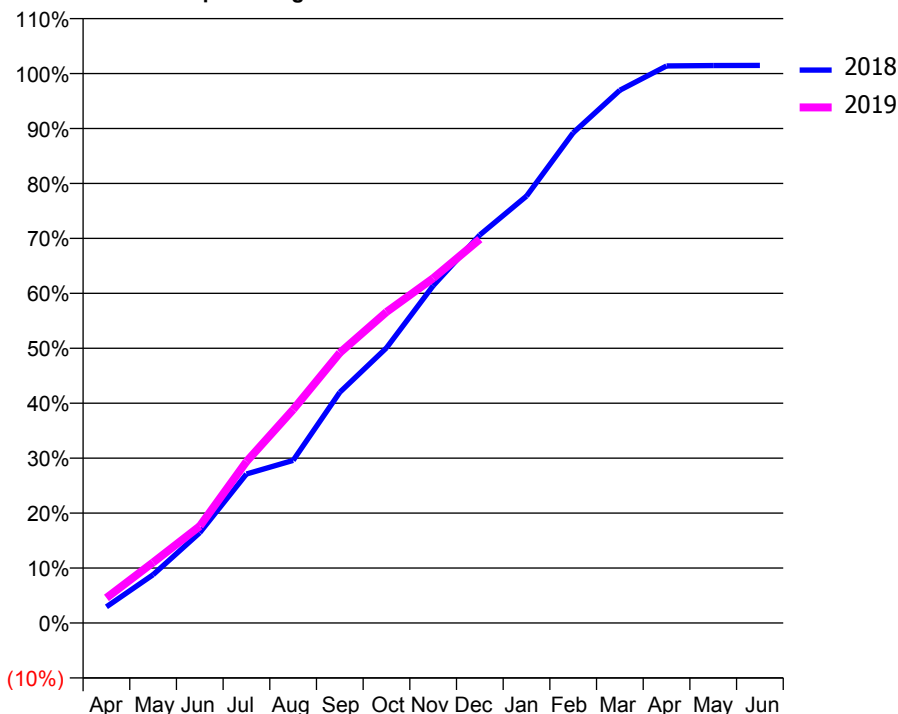
ACCESS*

Patients seen in 24 months	Total	Change since previous quarter
Quarter ending December 2017	1,862	
Quarter ending March 2018	1,824	↓
Quarter ending June 2018	1,744	↓
Quarter ending September 2018	1,690	↓
Quarter ending December 2018	1,661	↓
Variance since December 2017	(10.8%)	↓



ACTIVITY

Cumulative percentage of contracted UDA delivered 2018 & 2019



Month	Adjusted Scheduled Activity (UDA)	
	2018	2019
April	152	236
May	454	570
June	849	911
July	1,401	1,518
August	1,529	2,006
September	2,170	2,541
October	2,587	2,924
November	3,172	3,242
December	3,649	3,609
January	4,015	
February	4,610	
March	5,009	
April	5,238	
May	5,242	
June	5,243	

QUALITY

	Quantity	Base Number	Contract	AT	Region	England
% of FP17s for the same patient ID Re-attending within 3 months - Children	12	650	1.8%	9.5%	11.3%	11.8%
% of FP17s for the same patient ID Re-attending within 3 months - Adults	56	1,077	5.2%	15.0%	15.3%	15.6%
% of FP17s for the same patient ID Re-attending between 3 & 9 months - Children	456	650	70.2%	59.9%	61.1%	58.8%
% of FP17s for the same patient ID Re-attending between 3 & 9 months - Adults	799	1,077	74.2%	51.5%	52.4%	51.0%
% of FP17s for Band 1 Urgent Courses	32	1,623	2.0%	9.4%	9.5%	9.0%
% of FP17s Relating to Free Repair or Replacements	1	1,623	0.1%	0.5%	0.7%	0.8%
% of FP17s Relating to Continuations	5	1,623	0.3%	0.8%	0.8%	0.9%
% of Patients satisfied with the dentistry they have received	1	1	N/A	92.5%	93.1%	93.2%
% of Patients satisfied with the time they had to wait for an appointment	1	1	N/A	88.5%	87.8%	88.3%

* This is based on patients treated on this contract for their most recent course of treatment. Figures in italics indicate the base number of FP17s or Patient Questionnaire responses are less than 100. N/A is shown where the base number of responses is less than 10 during the period. % is calculated as Quantity/Base number*100

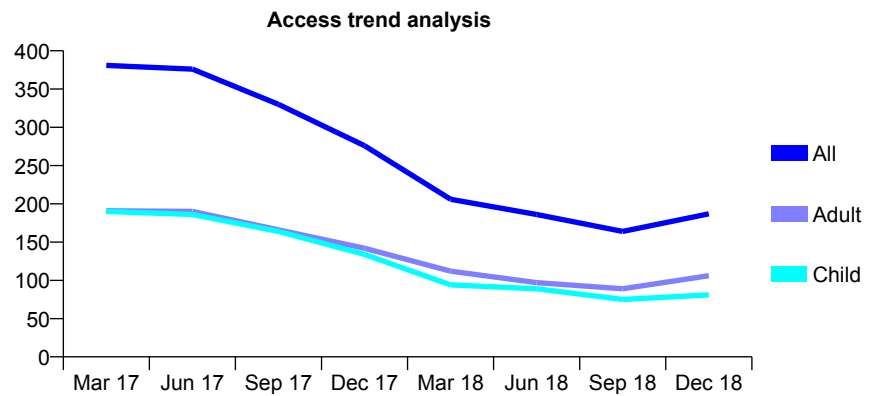
Q68 - Vital Signs At a Glance Contract Report for 742430/0002 - December 2018

Name or company name	Alpha Dental Care
Contract type name	GDS Contract
Purpose of contract	General
Contract start date	04/07/2011
Contract end date	

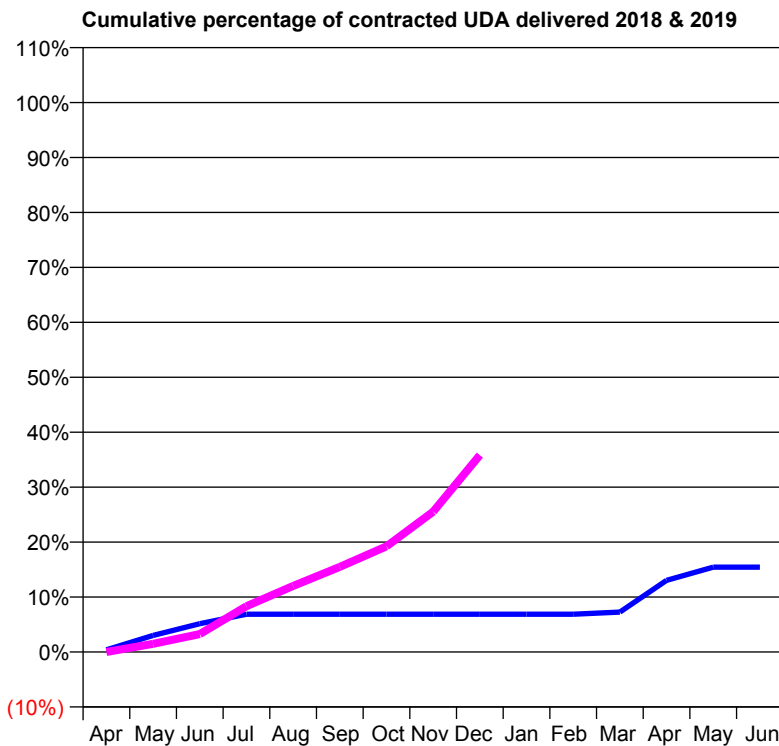
18/19 Contracted general activity (UDA)	1,500
Carry forward general activity (UDA)	0
18/19 Contracted orthodontic activity (UOA)	0
Carry forward orthodontic activity (UOA)	0
Baseline contract value	£33,465.33

ACCESS*

Patients seen in 24 months	Total	Change since previous quarter
Quarter ending December 2017	276	
Quarter ending March 2018	206	↓
Quarter ending June 2018	186	↓
Quarter ending September 2018	164	↓
Quarter ending December 2018	187	↑
Variance since December 2017	(32.2%)	↓



ACTIVITY



Month	Adjusted Scheduled Activity (UDA)	
	2018	2019
April	6	0
May	45	22
June	77	49
July	103	125
August	103	180
September	103	232
October	103	289
November	103	383
December	103	537
January	103	
February	103	
March	109	
April	196	
May	232	
June	232	

QUALITY

	Quantity	Base Number	Contract	AT	Region	England
% of FP17s for the same patient ID Re-attending within 3 months - Children	4	84	4.8%	9.5%	11.3%	11.8%
% of FP17s for the same patient ID Re-attending within 3 months - Adults	17	118	14.4%	15.0%	15.3%	15.6%
% of FP17s for the same patient ID Re-attending between 3 & 9 months - Children	12	84	14.3%	59.9%	61.1%	58.8%
% of FP17s for the same patient ID Re-attending between 3 & 9 months - Adults	15	118	12.7%	51.5%	52.4%	51.0%
% of FP17s for Band 1 Urgent Courses	12	157	7.6%	9.4%	9.5%	9.0%
% of FP17s Relating to Free Repair or Replacements	0	157	0.0%	0.5%	0.7%	0.8%
% of FP17s Relating to Continuations	1	157	0.6%	0.8%	0.8%	0.9%
% of Patients satisfied with the dentistry they have received	0	0	N/A	92.5%	93.1%	93.2%
% of Patients satisfied with the time they had to wait for an appointment	0	0	N/A	88.5%	87.8%	88.3%

* This is based on patients treated on this contract for their most recent course of treatment. Figures in italics indicate the base number of FP17s or Patient Questionnaire responses are less than 100. N/A is shown where the base number of responses is less than 10 during the period. % is calculated as Quantity/Base number*100

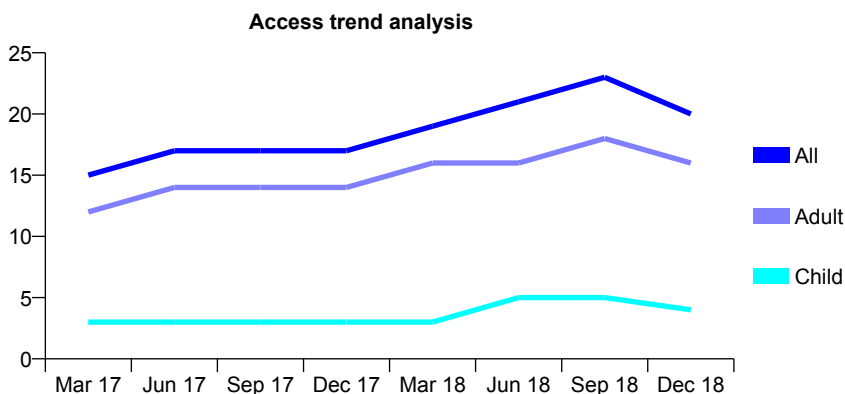
Q68 - Vital Signs At a Glance Contract Report for 745022/0003 - December 2018

Name or company name	MR NH DOUGLAS
Contract type name	GDS Contract
Purpose of contract	General
Contract start date	01/04/2006
Contract end date	

18/19 Contracted general activity (UDA)	40
Carry forward general activity (UDA)	0
18/19 Contracted orthodontic activity (UOA)	0
Carry forward orthodontic activity (UOA)	0
Baseline contract value	£1,155.16

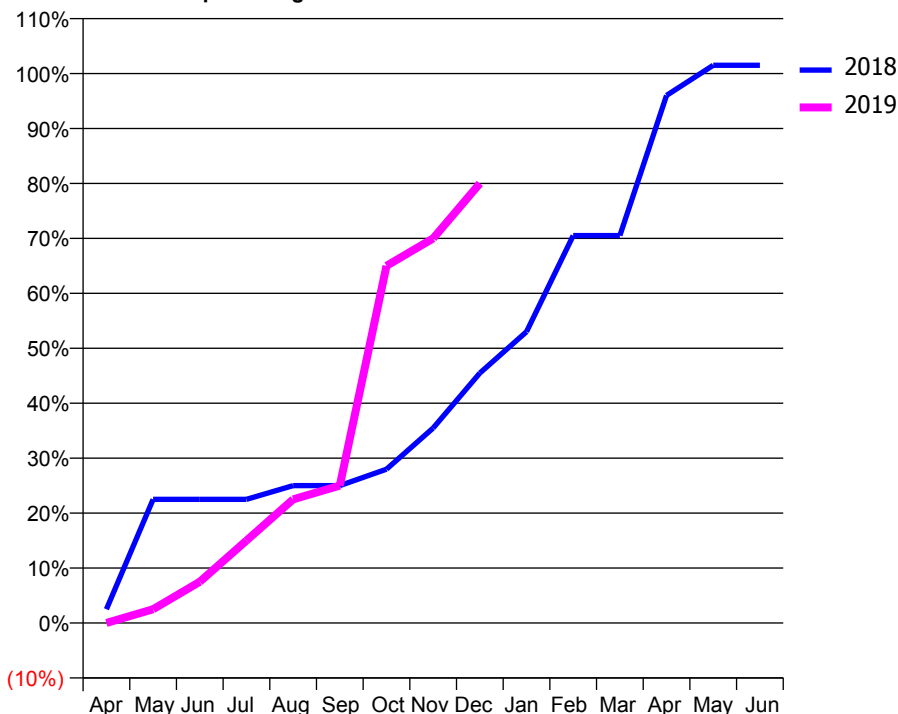
ACCESS*

Patients seen in 24 months	Total	Change since previous quarter
Quarter ending December 2017	17	
Quarter ending March 2018	19	↑
Quarter ending June 2018	21	↑
Quarter ending September 2018	23	↑
Quarter ending December 2018	20	↓
Variance since December 2017	17.6%	↑



ACTIVITY

Cumulative percentage of contracted UDA delivered 2018 & 2019



Adjusted Scheduled Activity (UDA)

Month	2018	2019
April	1	0
May	9	1
June	9	3
July	9	6
August	10	9
September	10	10
October	11	26
November	14	28
December	18	32
January	21	
February	28	
March	28	
April	38	
May	41	
June	41	

QUALITY

	Quantity	Base Number	Contract	AT	Region	England
% of FP17s for the same patient ID Re-attending within 3 months - Children	0	7	0.0%	9.5%	11.3%	11.8%
% of FP17s for the same patient ID Re-attending within 3 months - Adults	1	13	7.7%	15.0%	15.3%	15.6%
% of FP17s for the same patient ID Re-attending between 3 & 9 months - Children	2	7	28.6%	59.9%	61.1%	58.8%
% of FP17s for the same patient ID Re-attending between 3 & 9 months - Adults	3	13	23.1%	51.5%	52.4%	51.0%
% of FP17s for Band 1 Urgent Courses	0	13	0.0%	9.4%	9.5%	9.0%
% of FP17s Relating to Free Repair or Replacements	0	13	0.0%	0.5%	0.7%	0.8%
% of FP17s Relating to Continuations	0	13	0.0%	0.8%	0.8%	0.9%
% of Patients satisfied with the dentistry they have received	0	0	N/A	92.5%	93.1%	93.2%
% of Patients satisfied with the time they had to wait for an appointment	0	0	N/A	88.5%	87.8%	88.3%

* This is based on patients treated on this contract for their most recent course of treatment. Figures in italics indicate the base number of FP17s or Patient Questionnaire responses are less than 100. N/A is shown where the base number of responses is less than 10 during the period. % is calculated as Quantity/Base number*100

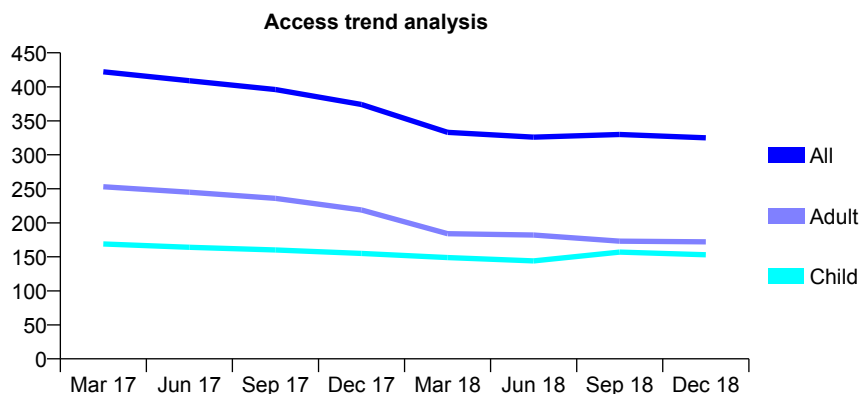
Q68 - Vital Signs At a Glance Contract Report for 745197/0001 - December 2018

Name or company name	MR MA LUNN
Contract type name	GDS Contract
Purpose of contract	General
Contract start date	01/04/2006
Contract end date	

18/19 Contracted general activity (UDA)	900
Carry forward general activity (UDA)	139
18/19 Contracted orthodontic activity (UOA)	0
Carry forward orthodontic activity (UOA)	0
Baseline contract value	£24,230.81

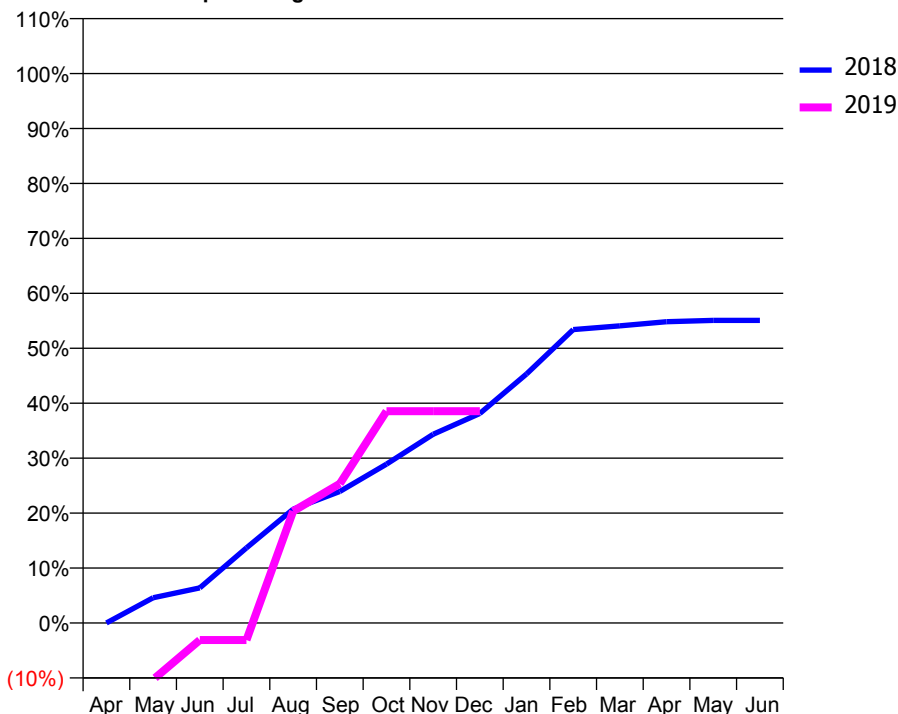
ACCESS*

Patients seen in 24 months	Total	Change since previous quarter
Quarter ending December 2017	374	
Quarter ending March 2018	333	↓
Quarter ending June 2018	326	↓
Quarter ending September 2018	330	→
Quarter ending December 2018	325	↓
Variance since December 2017	(13.1%)	↓



ACTIVITY

Cumulative percentage of contracted UDA delivered 2018 & 2019



Month	Adjusted Scheduled Activity (UDA)	
	2018	2019
April	0	-101
May	61	-93
June	85	-28
July	182	-28
August	275	183
September	318	228
October	384	347
November	457	347
December	507	347
January	603	
February	710	
March	719	
April	729	
May	732	
June	732	

QUALITY

	Quantity	Base Number	Contract	AT	Region	England
% of FP17s for the same patient ID Re-attending within 3 months - Children	4	135	3.0%	9.5%	11.3%	11.8%
% of FP17s for the same patient ID Re-attending within 3 months - Adults	10	140	7.1%	15.0%	15.3%	15.6%
% of FP17s for the same patient ID Re-attending between 3 & 9 months - Children	64	135	47.4%	59.9%	61.1%	58.8%
% of FP17s for the same patient ID Re-attending between 3 & 9 months - Adults	53	140	37.9%	51.5%	52.4%	51.0%
% of FP17s for Band 1 Urgent Courses	20	268	7.5%	9.4%	9.5%	9.0%
% of FP17s Relating to Free Repair or Replacements	0	268	0.0%	0.5%	0.7%	0.8%
% of FP17s Relating to Continuations	2	268	0.7%	0.8%	0.8%	0.9%
% of Patients satisfied with the dentistry they have received	0	0	N/A	92.5%	93.1%	93.2%
% of Patients satisfied with the time they had to wait for an appointment	0	0	N/A	88.5%	87.8%	88.3%

* This is based on patients treated on this contract for their most recent course of treatment. Figures in italics indicate the base number of FP17s or Patient Questionnaire responses are less than 100. N/A is shown where the base number of responses is less than 10 during the period. % is calculated as Quantity/Base number*100

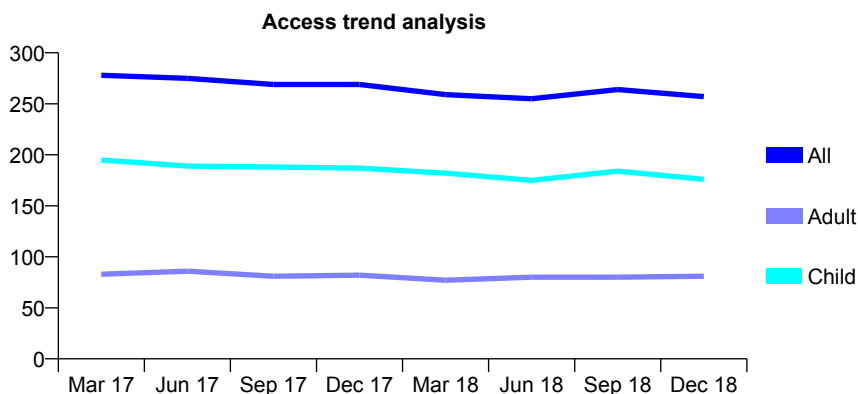
Q68 - Vital Signs At a Glance Contract Report for 745480/0001 - December 2018

Name or company name	MR GH BURGESS
Contract type name	GDS Contract
Purpose of contract	General
Contract start date	01/04/2006
Contract end date	

18/19 Contracted general activity (UDA)	450
Carry forward general activity (UDA)	61
18/19 Contracted orthodontic activity (UOA)	0
Carry forward orthodontic activity (UOA)	0
Baseline contract value	£10,048.39

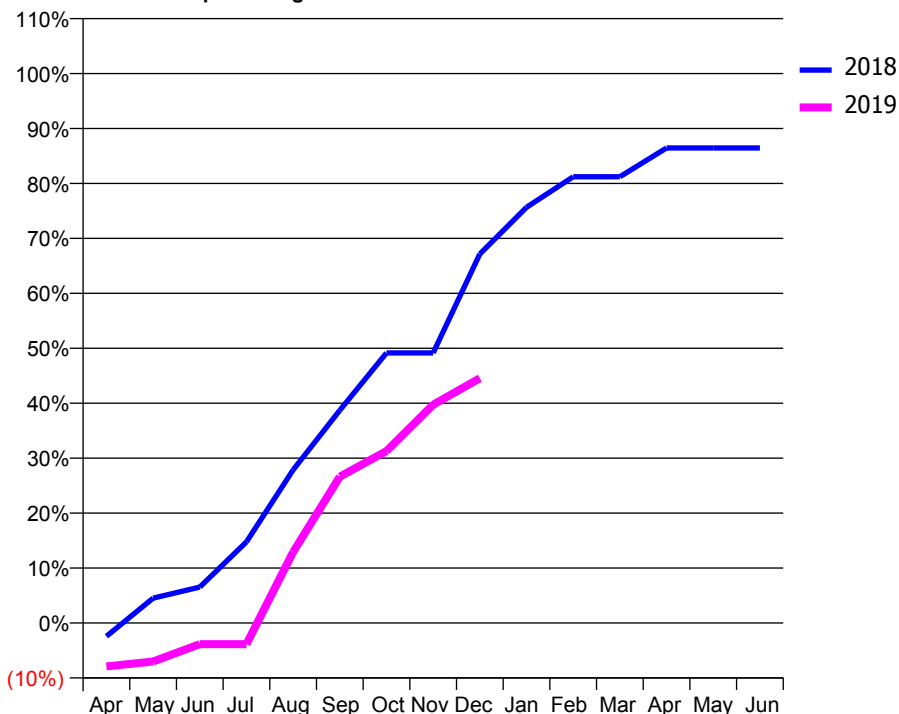
ACCESS*

Patients seen in 24 months	Total	Change since previous quarter
Quarter ending December 2017	269	
Quarter ending March 2018	259	↓
Quarter ending June 2018	255	↓
Quarter ending September 2018	264	↑
Quarter ending December 2018	257	↓
Variance since December 2017	(4.5%)	↓



ACTIVITY

Cumulative percentage of contracted UDA delivered 2018 & 2019



Adjusted Scheduled Activity (UDA)

Month	2018	2019
April	-11	-36
May	20	-32
June	29	-17
July	66	-17
August	125	58
September	174	120
October	221	141
November	221	179
December	302	200
January	340	
February	365	
March	365	
April	389	
May	389	
June	389	

QUALITY

	Quantity	Base Number	Contract	AT	Region	England
% of FP17s for the same patient ID Re-attending within 3 months - Children	1	158	0.6%	9.5%	11.3%	11.8%
% of FP17s for the same patient ID Re-attending within 3 months - Adults	3	69	4.3%	15.0%	15.3%	15.6%
% of FP17s for the same patient ID Re-attending between 3 & 9 months - Children	70	158	44.3%	59.9%	61.1%	58.8%
% of FP17s for the same patient ID Re-attending between 3 & 9 months - Adults	8	69	11.6%	51.5%	52.4%	51.0%
% of FP17s for Band 1 Urgent Courses	16	216	7.4%	9.4%	9.5%	9.0%
% of FP17s Relating to Free Repair or Replacements	0	216	0.0%	0.5%	0.7%	0.8%
% of FP17s Relating to Continuations	0	216	0.0%	0.8%	0.8%	0.9%
% of Patients satisfied with the dentistry they have received	0	0	N/A	92.5%	93.1%	93.2%
% of Patients satisfied with the time they had to wait for an appointment	0	0	N/A	88.5%	87.8%	88.3%

* This is based on patients treated on this contract for their most recent course of treatment. Figures in italics indicate the base number of FP17s or Patient Questionnaire responses are less than 100. N/A is shown where the base number of responses is less than 10 during the period. % is calculated as Quantity/Base number*100

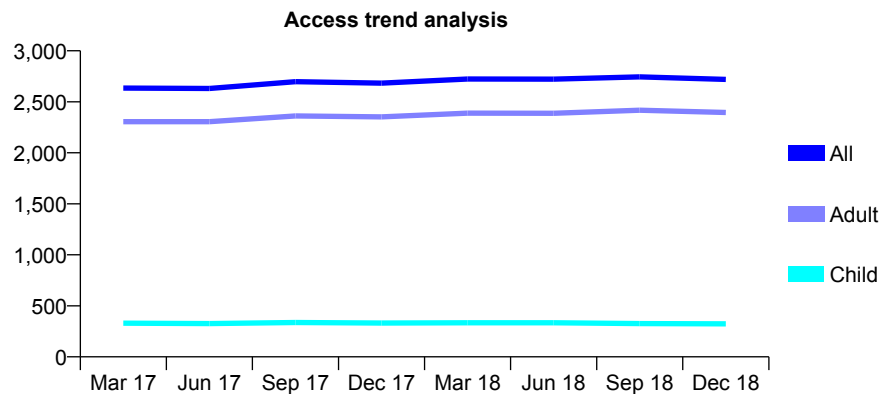
Q68 - Vital Signs At a Glance Contract Report for 748943/0001 - December 2018

Name or company name	MR JD BRODERICK
Contract type name	GDS Contract
Purpose of contract	General and Orthodontic
Contract start date	01/04/2006
Contract end date	

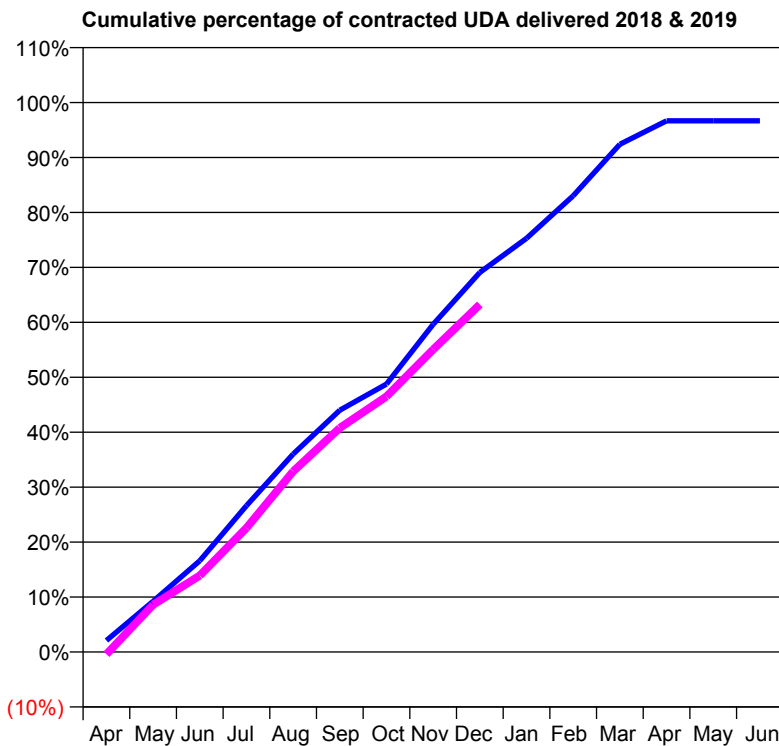
18/19 Contracted general activity (UDA)	9,070
Carry forward general activity (UDA)	302
18/19 Contracted orthodontic activity (UOA)	336
Carry forward orthodontic activity (UOA)	0
Baseline contract value	£236,401.04

ACCESS*

Patients seen in 24 months	Total	Change since previous quarter
Quarter ending December 2017	2,683	
Quarter ending March 2018	2,723	→
Quarter ending June 2018	2,722	→
Quarter ending September 2018	2,744	→
Quarter ending December 2018	2,719	→
Variance since December 2017	1.3%	→



ACTIVITY



Month	Adjusted Scheduled Activity (UDA)	
	2018	2019
April	190	-38
May	838	780
June	1,507	1,262
July	2,417	2,048
August	3,266	2,982
September	3,992	3,699
October	4,423	4,218
November	5,408	4,992
December	6,265	5,737
January	6,828	
February	7,530	
March	8,381	
April	8,767	
May	8,767	
June	8,767	

QUALITY

	Quantity	Base Number	Contract	AT	Region	England
% of FP17s for the same patient ID Re-attending within 3 months - Children	14	309	4.5%	9.5%	11.3%	11.8%
% of FP17s for the same patient ID Re-attending within 3 months - Adults	287	2,588	11.1%	15.0%	15.3%	15.6%
% of FP17s for the same patient ID Re-attending between 3 & 9 months - Children	176	309	57.0%	59.9%	61.1%	58.8%
% of FP17s for the same patient ID Re-attending between 3 & 9 months - Adults	1,553	2,588	60.0%	51.5%	52.4%	51.0%
% of FP17s for Band 1 Urgent Courses	129	2,762	4.7%	9.4%	9.5%	9.0%
% of FP17s Relating to Free Repair or Replacements	12	2,762	0.4%	0.5%	0.7%	0.8%
% of FP17s Relating to Continuations	59	2,762	2.1%	0.8%	0.8%	0.9%
% of Patients satisfied with the dentistry they have received	2	2	N/A	92.5%	93.1%	93.2%
% of Patients satisfied with the time they had to wait for an appointment	2	2	N/A	88.5%	87.8%	88.3%

* This is based on patients treated on this contract for their most recent course of treatment. Figures in italics indicate the base number of FP17s or Patient Questionnaire responses are less than 100. N/A is shown where the base number of responses is less than 10 during the period. % is calculated as Quantity/Base number*100

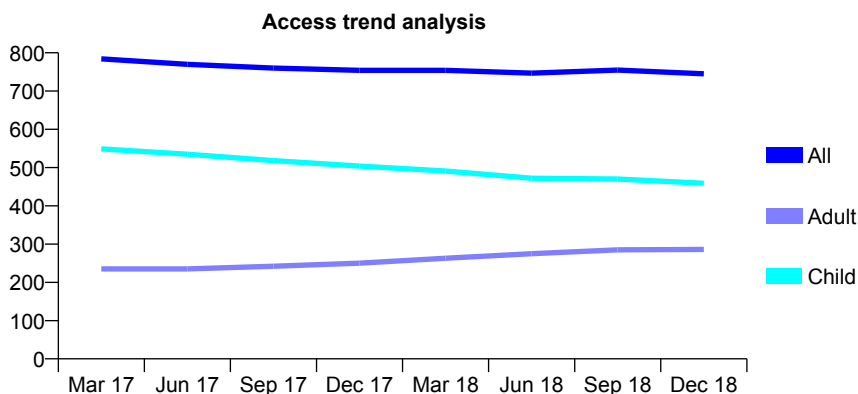
Q68 - Vital Signs At a Glance Contract Report for 748978/0001 - December 2018

Name or company name	MISS EH BLIGNAUT
Contract type name	GDS Contract
Purpose of contract	General
Contract start date	01/04/2006
Contract end date	

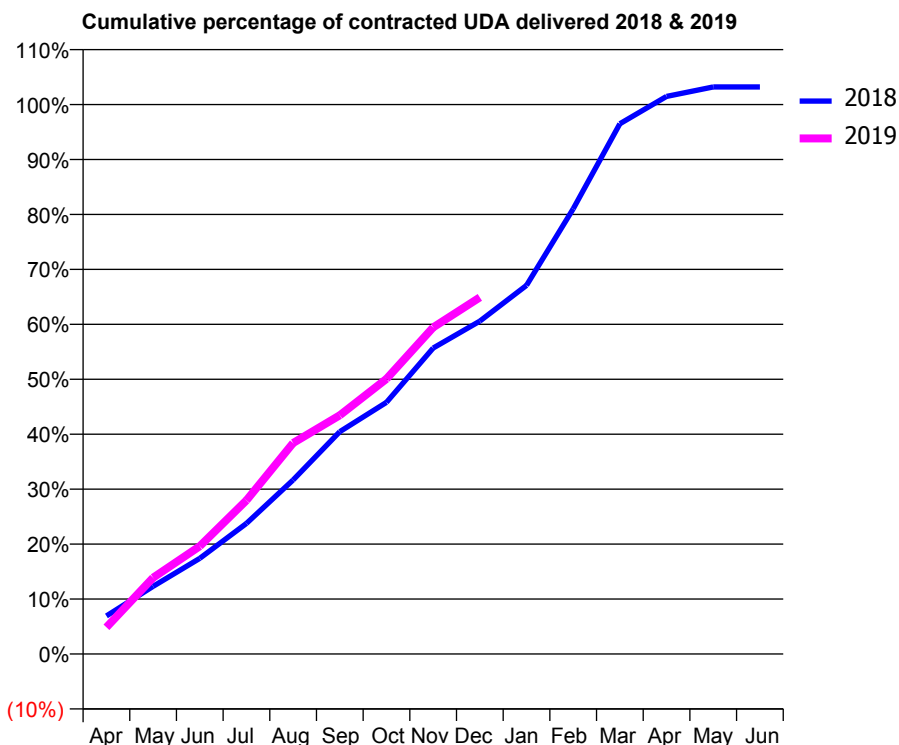
18/19 Contracted general activity (UDA)	1,733
Carry forward general activity (UDA)	0
18/19 Contracted orthodontic activity (UOA)	0
Carry forward orthodontic activity (UOA)	0
Baseline contract value	£70,938.18

ACCESS*

Patients seen in 24 months	Total	Change since previous quarter
Quarter ending December 2017	754	
Quarter ending March 2018	754	→
Quarter ending June 2018	747	→
Quarter ending September 2018	755	→
Quarter ending December 2018	745	↓
Variance since December 2017	(1.2%)	↓



ACTIVITY



Adjusted Scheduled Activity (UDA)		
Month	2018	2019
April	120	84
May	213	241
June	302	340
July	412	485
August	549	665
September	701	753
October	794	868
November	965	1,030
December	1,050	1,125
January	1,162	
February	1,404	
March	1,672	
April	1,758	
May	1,788	
June	1,788	

QUALITY

	Quantity	Base Number	Contract	AT	Region	England
% of FP17s for the same patient ID Re-attending within 3 months - Children	43	547	7.9%	9.5%	11.3%	11.8%
% of FP17s for the same patient ID Re-attending within 3 months - Adults	24	184	13.0%	15.0%	15.3%	15.6%
% of FP17s for the same patient ID Re-attending between 3 & 9 months - Children	335	547	61.2%	59.9%	61.1%	58.8%
% of FP17s for the same patient ID Re-attending between 3 & 9 months - Adults	75	184	40.8%	51.5%	52.4%	51.0%
% of FP17s for Band 1 Urgent Courses	24	696	3.4%	9.4%	9.5%	9.0%
% of FP17s Relating to Free Repair or Replacements	0	696	0.0%	0.5%	0.7%	0.8%
% of FP17s Relating to Continuations	0	696	0.0%	0.8%	0.8%	0.9%
% of Patients satisfied with the dentistry they have received	1	1	N/A	92.5%	93.1%	93.2%
% of Patients satisfied with the time they had to wait for an appointment	1	1	N/A	88.5%	87.8%	88.3%

* This is based on patients treated on this contract for their most recent course of treatment. Figures in italics indicate the base number of FP17s or Patient Questionnaire responses are less than 100. N/A is shown where the base number of responses is less than 10 during the period. % is calculated as Quantity/Base number*100

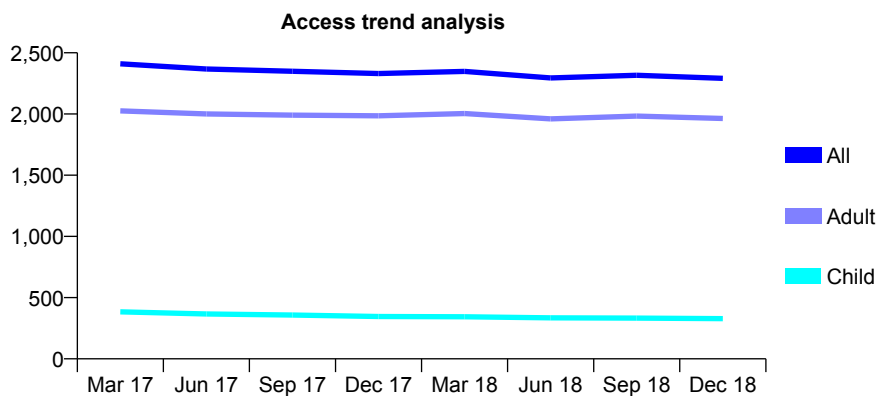
Q68 - Vital Signs At a Glance Contract Report for 754358/0001 - December 2018

Name or company name	MR TE CRONIN
Contract type name	GDS Contract
Purpose of contract	General
Contract start date	01/04/2006
Contract end date	

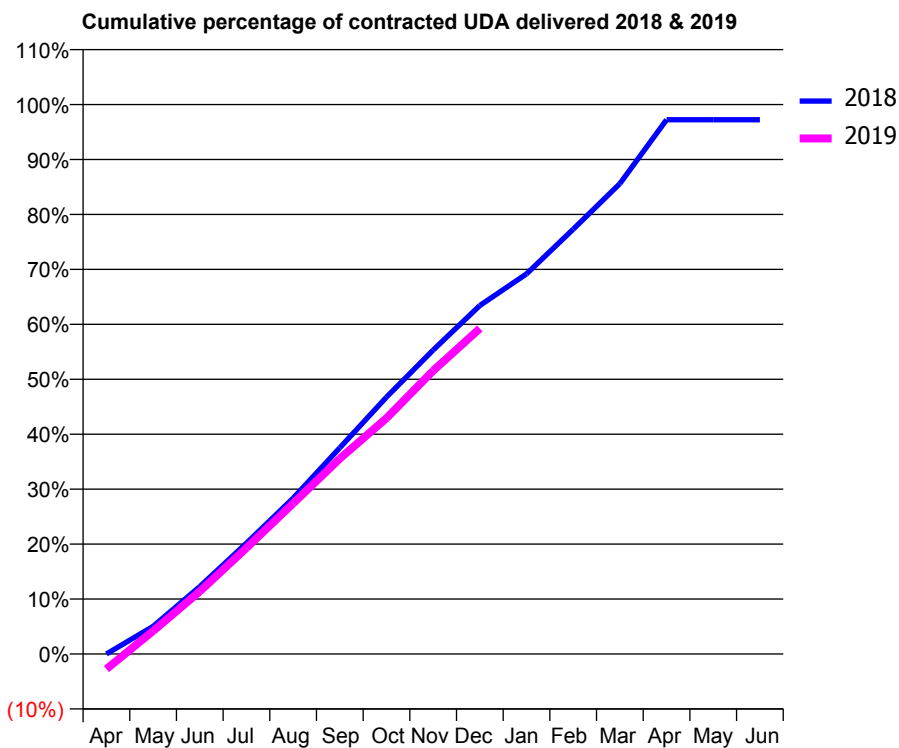
18/19 Contracted general activity (UDA)	9,110
Carry forward general activity (UDA)	252
18/19 Contracted orthodontic activity (UOA)	0
Carry forward orthodontic activity (UOA)	0
Baseline contract value	£224,430.65

ACCESS*

Patients seen in 24 months	Total	Change since previous quarter
Quarter ending December 2017	2,331	
Quarter ending March 2018	2,348	→
Quarter ending June 2018	2,295	↓
Quarter ending September 2018	2,316	→
Quarter ending December 2018	2,291	↓
Variance since December 2017	(1.7%)	↓



ACTIVITY



Month	Adjusted Scheduled Activity (UDA)	
	2018	2019
April	0	-252
May	458	382
June	1,117	1,037
July	1,838	1,758
August	2,583	2,497
September	3,418	3,239
October	4,259	3,910
November	5,040	4,697
December	5,777	5,398
January	6,302	
February	7,041	
March	7,799	
April	8,857	
May	8,857	
June	8,857	

QUALITY

	Quantity	Base Number	Contract	AT	Region	England
% of FP17s for the same patient ID Re-attending within 3 months - Children	14	349	4.0%	9.5%	11.3%	11.8%
% of FP17s for the same patient ID Re-attending within 3 months - Adults	268	2,317	11.6%	15.0%	15.3%	15.6%
% of FP17s for the same patient ID Re-attending between 3 & 9 months - Children	195	349	55.9%	59.9%	61.1%	58.8%
% of FP17s for the same patient ID Re-attending between 3 & 9 months - Adults	1,475	2,317	63.7%	51.5%	52.4%	51.0%
% of FP17s for Band 1 Urgent Courses	127	2,281	5.6%	9.4%	9.5%	9.0%
% of FP17s Relating to Free Repair or Replacements	12	2,281	0.5%	0.5%	0.7%	0.8%
% of FP17s Relating to Continuations	55	2,281	2.4%	0.8%	0.8%	0.9%
% of Patients satisfied with the dentistry they have received	3	3	N/A	92.5%	93.1%	93.2%
% of Patients satisfied with the time they had to wait for an appointment	3	3	N/A	88.5%	87.8%	88.3%

* This is based on patients treated on this contract for their most recent course of treatment. Figures in italics indicate the base number of FP17s or Patient Questionnaire responses are less than 100. N/A is shown where the base number of responses is less than 10 during the period. % is calculated as Quantity/Base number*100

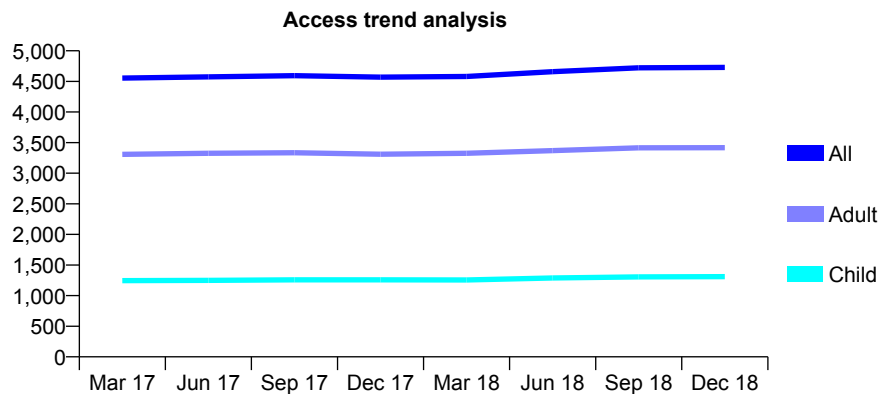
Q68 - Vital Signs At a Glance Contract Report for 755389/0001 - December 2018

Name or company name	MR SD KELL
Contract type name	GDS Contract
Purpose of contract	General
Contract start date	01/08/2007
Contract end date	

18/19 Contracted general activity (UDA)	12,216
Carry forward general activity (UDA)	324
18/19 Contracted orthodontic activity (UOA)	0
Carry forward orthodontic activity (UOA)	0
Baseline contract value	£296,224.93

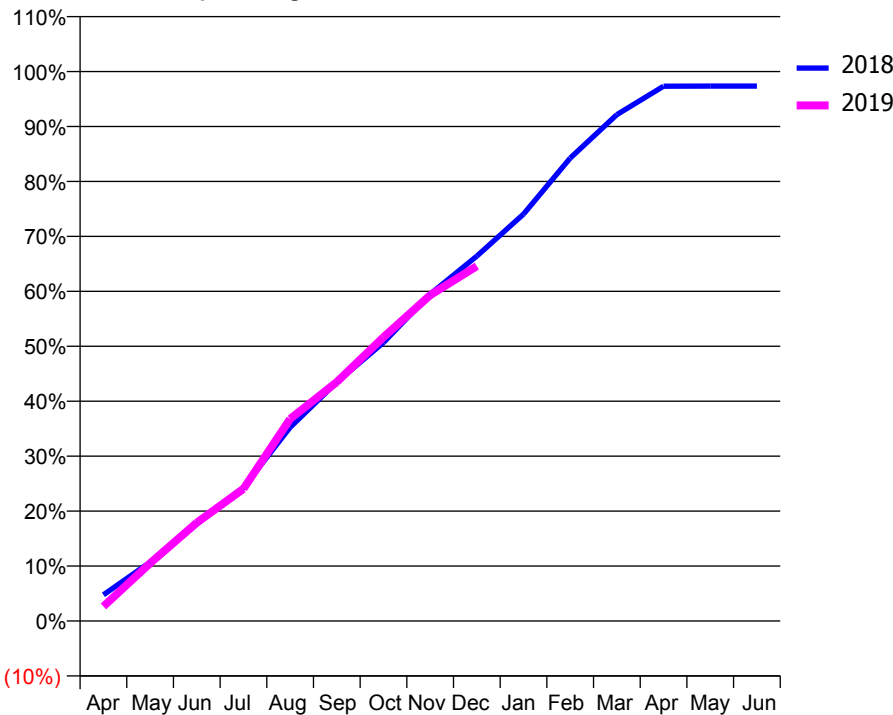
ACCESS*

Patients seen in 24 months	Total	Change since previous quarter
Quarter ending December 2017	4,570	
Quarter ending March 2018	4,581	→
Quarter ending June 2018	4,658	→
Quarter ending September 2018	4,723	→
Quarter ending December 2018	4,728	→
Variance since December 2017	3.5%	↑



ACTIVITY

Cumulative percentage of contracted UDA delivered 2018 & 2019



Month	Adjusted Scheduled Activity (UDA)	
	2018	2019
April	583	326
May	1,309	1,284
June	2,160	2,185
July	2,972	2,938
August	4,305	4,492
September	5,310	5,314
October	6,191	6,310
November	7,269	7,242
December	8,113	7,890
January	9,047	
February	10,292	
March	11,257	
April	11,890	
May	11,892	
June	11,892	

QUALITY

	Quantity	Base Number	Contract	AT	Region	England
% of FP17s for the same patient ID Re-attending within 3 months - Children	101	1,545	6.5%	9.5%	11.3%	11.8%
% of FP17s for the same patient ID Re-attending within 3 months - Adults	483	3,965	12.2%	15.0%	15.3%	15.6%
% of FP17s for the same patient ID Re-attending between 3 & 9 months - Children	1,064	1,545	68.9%	59.9%	61.1%	58.8%
% of FP17s for the same patient ID Re-attending between 3 & 9 months - Adults	2,590	3,965	65.3%	51.5%	52.4%	51.0%
% of FP17s for Band 1 Urgent Courses	258	4,564	5.7%	9.4%	9.5%	9.0%
% of FP17s Relating to Free Repair or Replacements	33	4,564	0.7%	0.5%	0.7%	0.8%
% of FP17s Relating to Continuations	11	4,564	0.2%	0.8%	0.8%	0.9%
% of Patients satisfied with the dentistry they have received	3	3	N/A	92.5%	93.1%	93.2%
% of Patients satisfied with the time they had to wait for an appointment	3	3	N/A	88.5%	87.8%	88.3%

* This is based on patients treated on this contract for their most recent course of treatment. Figures in italics indicate the base number of FP17s or Patient Questionnaire responses are less than 100. N/A is shown where the base number of responses is less than 10 during the period. % is calculated as Quantity/Base number*100

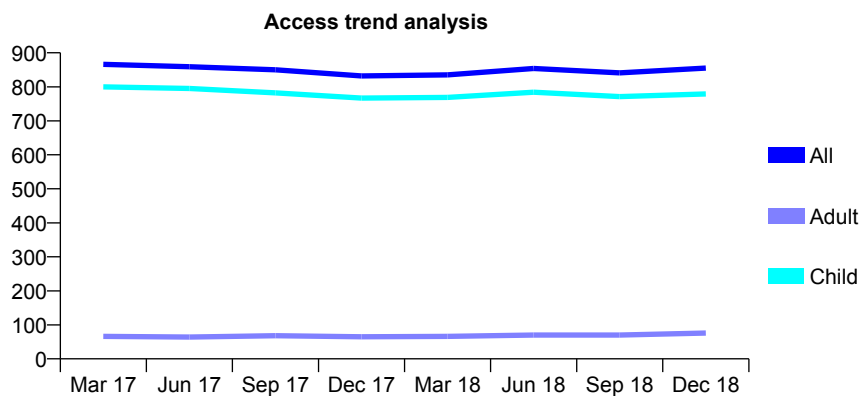
Q68 - Vital Signs At a Glance Contract Report for 762113/0001 - December 2018

Name or company name	MR M SABAH
Contract type name	GDS Contract
Purpose of contract	General
Contract start date	01/04/2006
Contract end date	

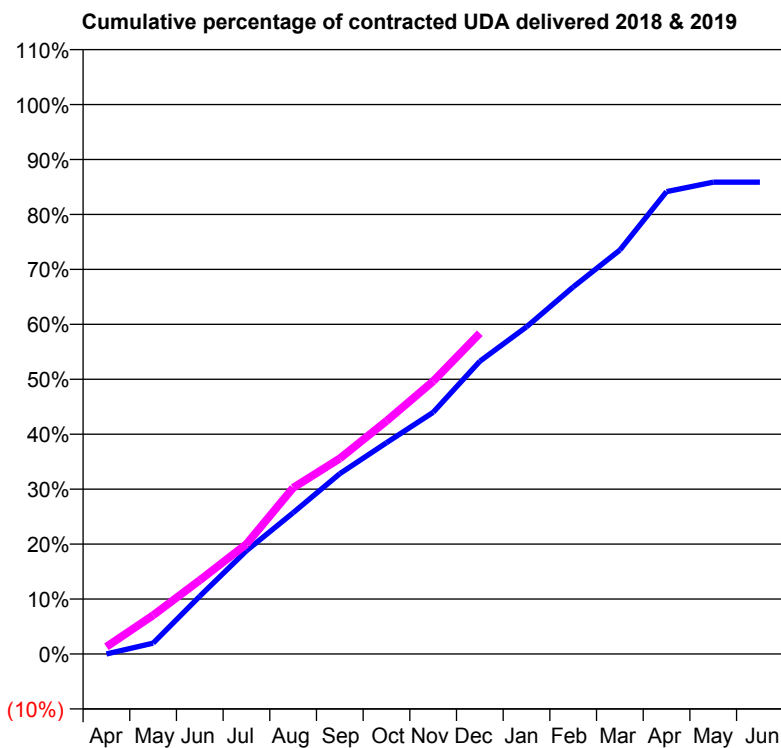
18/19 Contracted general activity (UDA)	1,500
Carry forward general activity (UDA)	0
18/19 Contracted orthodontic activity (UOA)	0
Carry forward orthodontic activity (UOA)	0
Baseline contract value	£32,294.99

ACCESS*

Patients seen in 24 months	Total	Change since previous quarter
Quarter ending December 2017	832	
Quarter ending March 2018	835	→
Quarter ending June 2018	854	↑
Quarter ending September 2018	841	↓
Quarter ending December 2018	855	→
Variance since December 2017	2.8%	↑



ACTIVITY



Month	Adjusted Scheduled Activity (UDA)	
	2018	2019
April	0	20
May	36	106
June	189	202
July	338	300
August	463	454
September	591	534
October	692	636
November	792	744
December	959	876
January	1,072	
February	1,202	
March	1,323	
April	1,515	
May	1,546	
June	1,546	

QUALITY

	Quantity	Base Number	Contract	AT	Region	England
% of FP17s for the same patient ID Re-attending within 3 months - Children	47	810	5.8%	9.5%	11.3%	11.8%
% of FP17s for the same patient ID Re-attending within 3 months - Adults	0	20	0.0%	15.0%	15.3%	15.6%
% of FP17s for the same patient ID Re-attending between 3 & 9 months - Children	479	810	59.1%	59.9%	61.1%	58.8%
% of FP17s for the same patient ID Re-attending between 3 & 9 months - Adults	11	20	55.0%	51.5%	52.4%	51.0%
% of FP17s for Band 1 Urgent Courses	29	675	4.3%	9.4%	9.5%	9.0%
% of FP17s Relating to Free Repair or Replacements	0	675	0.0%	0.5%	0.7%	0.8%
% of FP17s Relating to Continuations	0	675	0.0%	0.8%	0.8%	0.9%
% of Patients satisfied with the dentistry they have received	0	0	N/A	92.5%	93.1%	93.2%
% of Patients satisfied with the time they had to wait for an appointment	0	0	N/A	88.5%	87.8%	88.3%

* This is based on patients treated on this contract for their most recent course of treatment. Figures in italics indicate the base number of FP17s or Patient Questionnaire responses are less than 100. N/A is shown where the base number of responses is less than 10 during the period. % is calculated as Quantity/Base number*100

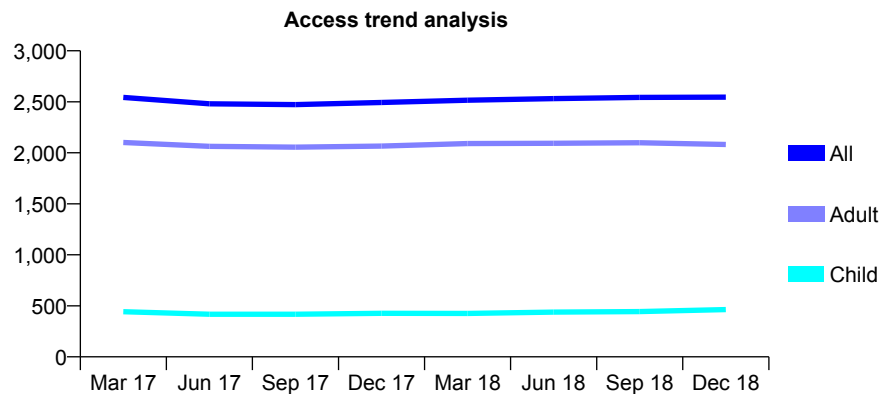
Q68 - Vital Signs At a Glance Contract Report for 762369/0001 - December 2018

Name or company name	MR F DIRAKVAND
Contract type name	GDS Contract
Purpose of contract	General
Contract start date	01/04/2006
Contract end date	

18/19 Contracted general activity (UDA)	8,356
Carry forward general activity (UDA)	0
18/19 Contracted orthodontic activity (UOA)	0
Carry forward orthodontic activity (UOA)	0
Baseline contract value	£211,971.85

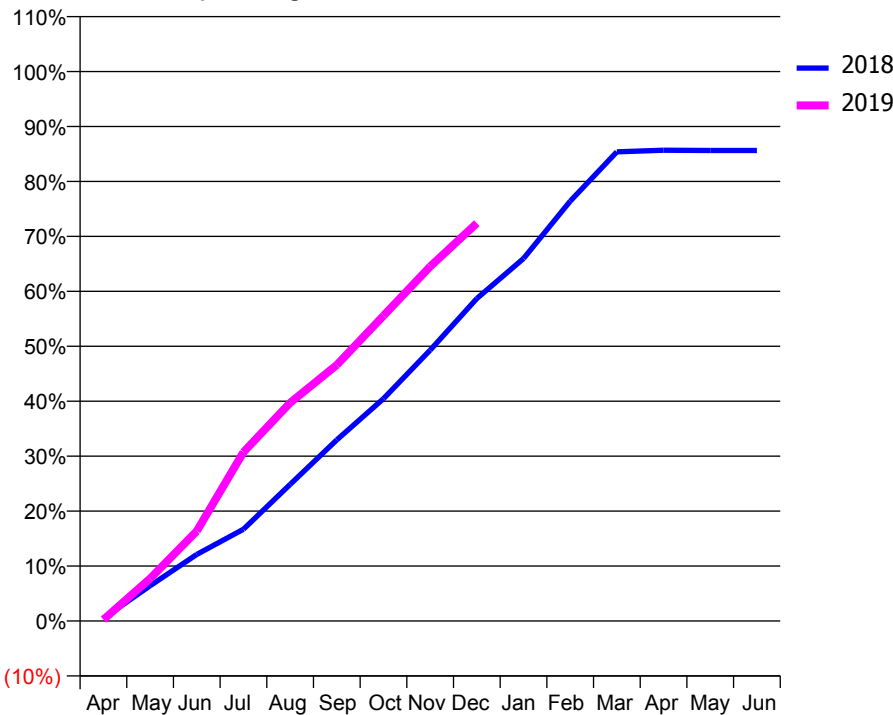
ACCESS*

Patients seen in 24 months	Total	Change since previous quarter
Quarter ending December 2017	2,493	
Quarter ending March 2018	2,516	→
Quarter ending June 2018	2,532	→
Quarter ending September 2018	2,543	→
Quarter ending December 2018	2,546	→
Variance since December 2017	2.1%	↑



ACTIVITY

Cumulative percentage of contracted UDA delivered 2018 & 2019



Month	Adjusted Scheduled Activity (UDA)	
	2018	2019
April	41	21
May	537	646
June	1,012	1,368
July	1,396	2,568
August	2,077	3,319
September	2,755	3,894
October	3,381	4,642
November	4,120	5,391
December	4,903	6,050
January	5,513	
February	6,384	
March	7,134	
April	7,158	
May	7,155	
June	7,155	

QUALITY

	Quantity	Base Number	Contract	AT	Region	England
% of FP17s for the same patient ID Re-attending within 3 months - Children	14	419	3.3%	9.5%	11.3%	11.8%
% of FP17s for the same patient ID Re-attending within 3 months - Adults	174	1,996	8.7%	15.0%	15.3%	15.6%
% of FP17s for the same patient ID Re-attending between 3 & 9 months - Children	228	419	54.4%	59.9%	61.1%	58.8%
% of FP17s for the same patient ID Re-attending between 3 & 9 months - Adults	1,185	1,996	59.4%	51.5%	52.4%	51.0%
% of FP17s for Band 1 Urgent Courses	98	2,413	4.1%	9.4%	9.5%	9.0%
% of FP17s Relating to Free Repair or Replacements	24	2,413	1.0%	0.5%	0.7%	0.8%
% of FP17s Relating to Continuations	0	2,413	0.0%	0.8%	0.8%	0.9%
% of Patients satisfied with the dentistry they have received	0	0	N/A	92.5%	93.1%	93.2%
% of Patients satisfied with the time they had to wait for an appointment	0	0	N/A	88.5%	87.8%	88.3%

* This is based on patients treated on this contract for their most recent course of treatment. Figures in italics indicate the base number of FP17s or Patient Questionnaire responses are less than 100. N/A is shown where the base number of responses is less than 10 during the period. % is calculated as Quantity/Base number*100

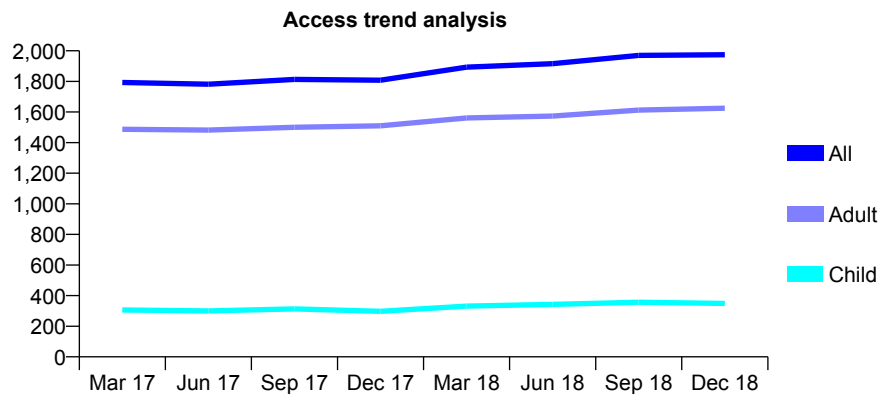
Q68 - Vital Signs At a Glance Contract Report for 763233/0001 - December 2018

Name or company name	MR H MOTAMEDI
Contract type name	GDS Contract
Purpose of contract	General
Contract start date	01/04/2006
Contract end date	

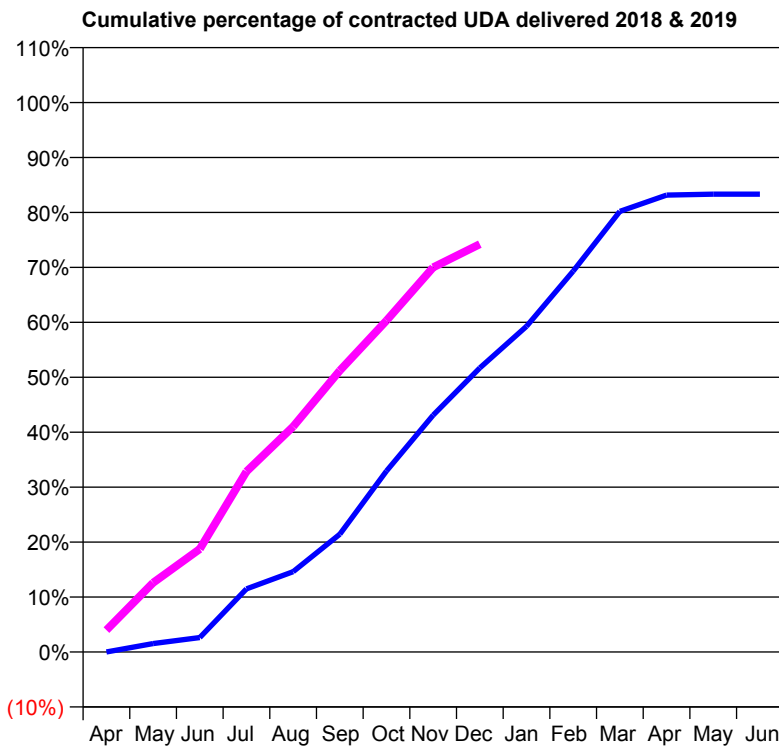
18/19 Contracted general activity (UDA)	7,159
Carry forward general activity (UDA)	0
18/19 Contracted orthodontic activity (UOA)	0
Carry forward orthodontic activity (UOA)	0
Baseline contract value	£181,880.18

ACCESS*

Patients seen in 24 months	Total	Change since previous quarter
Quarter ending December 2017	1,808	
Quarter ending March 2018	1,893	↑
Quarter ending June 2018	1,916	→
Quarter ending September 2018	1,970	↑
Quarter ending December 2018	1,974	→
Variance since December 2017	9.2%	↑



ACTIVITY



Month	Adjusted Scheduled Activity (UDA)	
	2018	2019
April	0	286
May	111	903
June	188	1,342
July	823	2,352
August	1,046	2,937
September	1,535	3,667
October	2,359	4,318
November	3,087	5,011
December	3,702	5,313
January	4,243	
February	4,962	
March	5,740	
April	5,952	
May	5,965	
June	5,966	

QUALITY

	Quantity	Base Number	Contract	AT	Region	England
% of FP17s for the same patient ID Re-attending within 3 months - Children	15	351	4.3%	9.5%	11.3%	11.8%
% of FP17s for the same patient ID Re-attending within 3 months - Adults	130	1,549	8.4%	15.0%	15.3%	15.6%
% of FP17s for the same patient ID Re-attending between 3 & 9 months - Children	177	351	50.4%	59.9%	61.1%	58.8%
% of FP17s for the same patient ID Re-attending between 3 & 9 months - Adults	880	1,549	56.8%	51.5%	52.4%	51.0%
% of FP17s for Band 1 Urgent Courses	40	1,836	2.2%	9.4%	9.5%	9.0%
% of FP17s Relating to Free Repair or Replacements	5	1,836	0.3%	0.5%	0.7%	0.8%
% of FP17s Relating to Continuations	6	1,836	0.3%	0.8%	0.8%	0.9%
% of Patients satisfied with the dentistry they have received	0	0	N/A	92.5%	93.1%	93.2%
% of Patients satisfied with the time they had to wait for an appointment	0	0	N/A	88.5%	87.8%	88.3%

* This is based on patients treated on this contract for their most recent course of treatment. Figures in italics indicate the base number of FP17s or Patient Questionnaire responses are less than 100. N/A is shown where the base number of responses is less than 10 during the period. % is calculated as Quantity/Base number*100

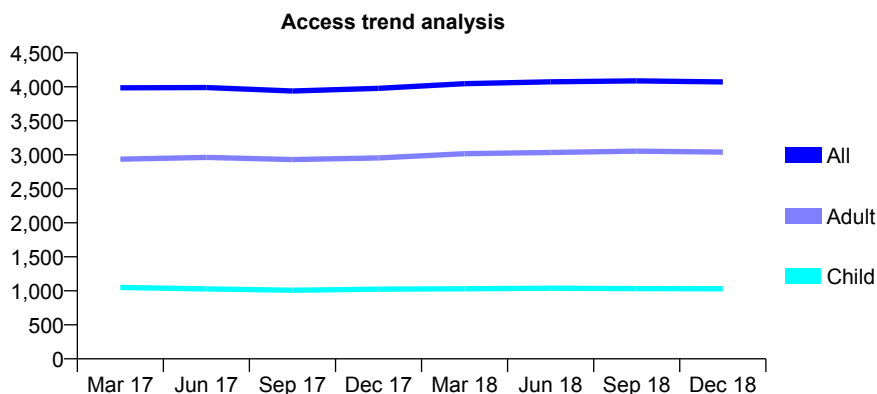
Q68 - Vital Signs At a Glance Contract Report for 763535/0002 - December 2018

Name or company name	MR A SAMI
Contract type name	GDS Contract
Purpose of contract	General
Contract start date	01/12/2006
Contract end date	

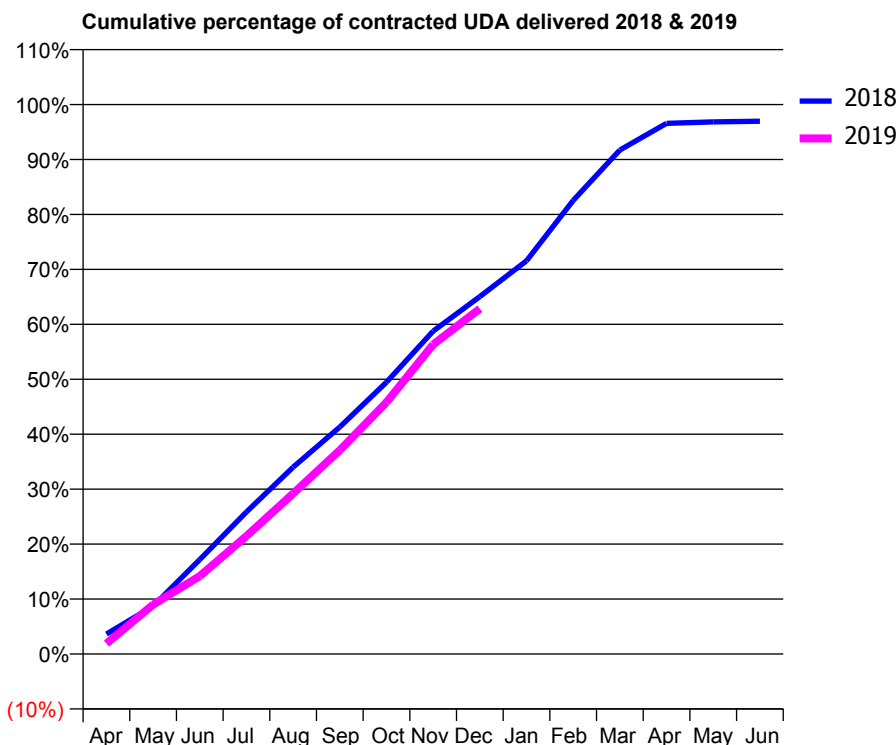
18/19 Contracted general activity (UDA)	10,310
Carry forward general activity (UDA)	312
18/19 Contracted orthodontic activity (UOA)	0
Carry forward orthodontic activity (UOA)	0
Baseline contract value	£248,554.59

ACCESS*

Patients seen in 24 months	Total	Change since previous quarter
Quarter ending December 2017	3,978	
Quarter ending March 2018	4,047	→
Quarter ending June 2018	4,074	→
Quarter ending September 2018	4,087	→
Quarter ending December 2018	4,071	→
Variance since December 2017	2.3%	↑



ACTIVITY



Month	Adjusted Scheduled Activity (UDA)	
	2018	2019
April	373	197
May	899	927
June	1,773	1,464
July	2,665	2,214
August	3,506	3,010
September	4,260	3,823
October	5,100	4,723
November	6,059	5,808
December	6,707	6,479
January	7,378	
February	8,510	
March	9,457	
April	9,955	
May	9,984	
June	9,998	

QUALITY

	Quantity	Base Number	Contract	AT	Region	England
% of FP17s for the same patient ID Re-attending within 3 months - Children	57	958	5.9%	9.5%	11.3%	11.8%
% of FP17s for the same patient ID Re-attending within 3 months - Adults	331	2,471	13.4%	15.0%	15.3%	15.6%
% of FP17s for the same patient ID Re-attending between 3 & 9 months - Children	442	958	46.1%	59.9%	61.1%	58.8%
% of FP17s for the same patient ID Re-attending between 3 & 9 months - Adults	917	2,471	37.1%	51.5%	52.4%	51.0%
% of FP17s for Band 1 Urgent Courses	306	3,210	9.5%	9.4%	9.5%	9.0%
% of FP17s Relating to Free Repair or Replacements	17	3,210	0.5%	0.5%	0.7%	0.8%
% of FP17s Relating to Continuations	69	3,210	2.1%	0.8%	0.8%	0.9%
% of Patients satisfied with the dentistry they have received	0	0	N/A	92.5%	93.1%	93.2%
% of Patients satisfied with the time they had to wait for an appointment	0	0	N/A	88.5%	87.8%	88.3%

* This is based on patients treated on this contract for their most recent course of treatment. Figures in italics indicate the base number of FP17s or Patient Questionnaire responses are less than 100. N/A is shown where the base number of responses is less than 10 during the period. % is calculated as Quantity/Base number*100

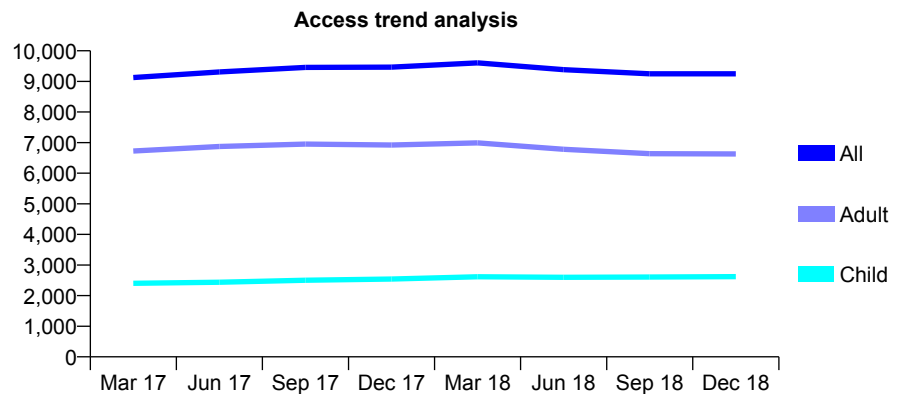
Q68 - Vital Signs At a Glance Contract Report for 772100/0001 - December 2018

Name or company name	MR BM SILVA
Contract type name	GDS Contract
Purpose of contract	General
Contract start date	01/04/2006
Contract end date	

18/19 Contracted general activity (UDA)	29,792
Carry forward general activity (UDA)	1,112
18/19 Contracted orthodontic activity (UOA)	0
Carry forward orthodontic activity (UOA)	0
Baseline contract value	£783,979.05

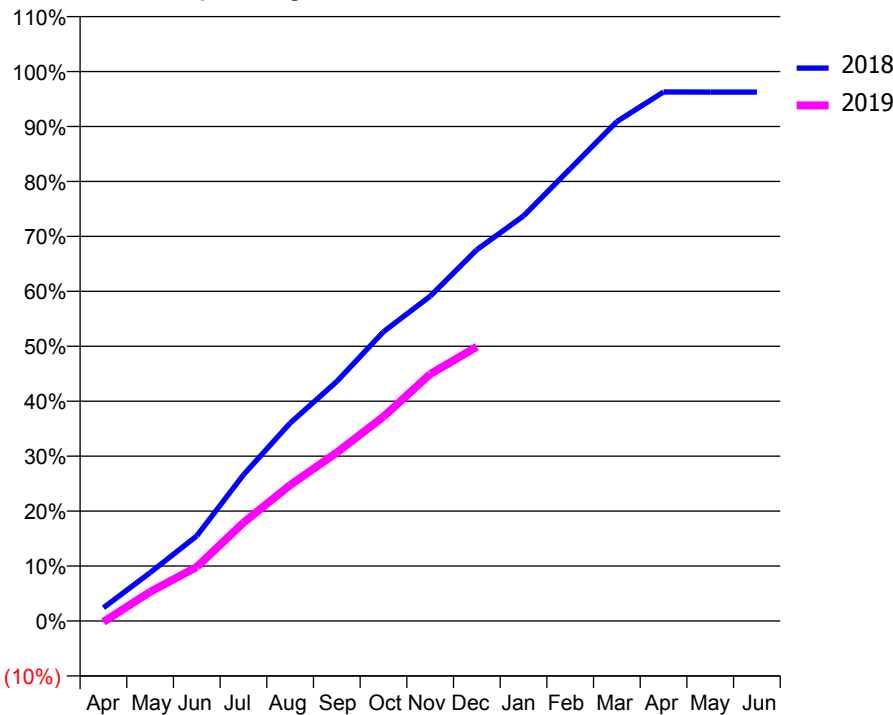
ACCESS*

Patients seen in 24 months	Total	Change since previous quarter
Quarter ending December 2017	9,466	
Quarter ending March 2018	9,607	→
Quarter ending June 2018	9,382	↓
Quarter ending September 2018	9,250	↓
Quarter ending December 2018	9,250	→
Variance since December 2017	(2.3%)	↓



ACTIVITY

Cumulative percentage of contracted UDA delivered 2018 & 2019



Month	Adjusted Scheduled Activity (UDA)	
	2018	2019
April	718	-58
May	2,619	1,578
June	4,618	2,932
July	7,929	5,333
August	10,730	7,374
September	12,984	9,136
October	15,688	11,081
November	17,605	13,388
December	20,134	14,865
January	21,960	
February	24,517	
March	27,078	
April	28,683	
May	28,679	
June	28,679	

QUALITY

	Quantity	Base Number	Contract	AT	Region	England
% of FP17s for the same patient ID Re-attending within 3 months - Children	197	2,536	7.8%	9.5%	11.3%	11.8%
% of FP17s for the same patient ID Re-attending within 3 months - Adults	743	5,373	13.8%	15.0%	15.3%	15.6%
% of FP17s for the same patient ID Re-attending between 3 & 9 months - Children	1,425	2,536	56.2%	59.9%	61.1%	58.8%
% of FP17s for the same patient ID Re-attending between 3 & 9 months - Adults	3,030	5,373	56.4%	51.5%	52.4%	51.0%
% of FP17s for Band 1 Urgent Courses	593	7,360	8.1%	9.4%	9.5%	9.0%
% of FP17s Relating to Free Repair or Replacements	13	7,360	0.2%	0.5%	0.7%	0.8%
% of FP17s Relating to Continuations	13	7,360	0.2%	0.8%	0.8%	0.9%
% of Patients satisfied with the dentistry they have received	3	3	N/A	92.5%	93.1%	93.2%
% of Patients satisfied with the time they had to wait for an appointment	3	3	N/A	88.5%	87.8%	88.3%

* This is based on patients treated on this contract for their most recent course of treatment. Figures in italics indicate the base number of FP17s or Patient Questionnaire responses are less than 100. N/A is shown where the base number of responses is less than 10 during the period. % is calculated as Quantity/Base number*100

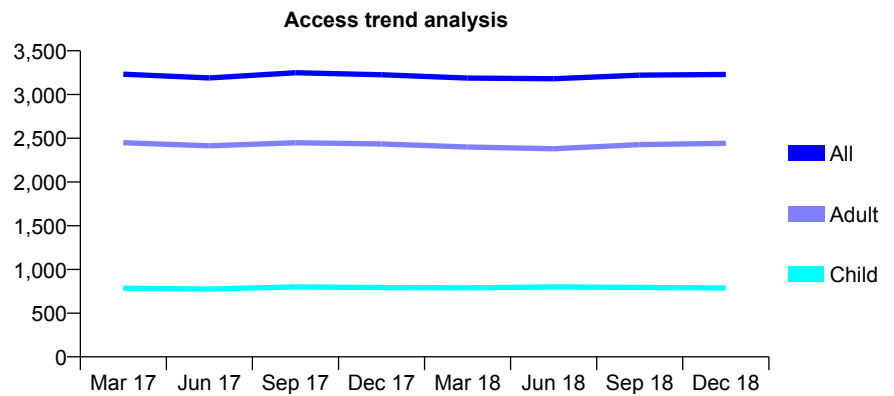
Q68 - Vital Signs At a Glance Contract Report for 772100/0003 - December 2018

Name or company name	MR BM SILVA
Contract type name	GDS Contract
Purpose of contract	General
Contract start date	06/02/2012
Contract end date	

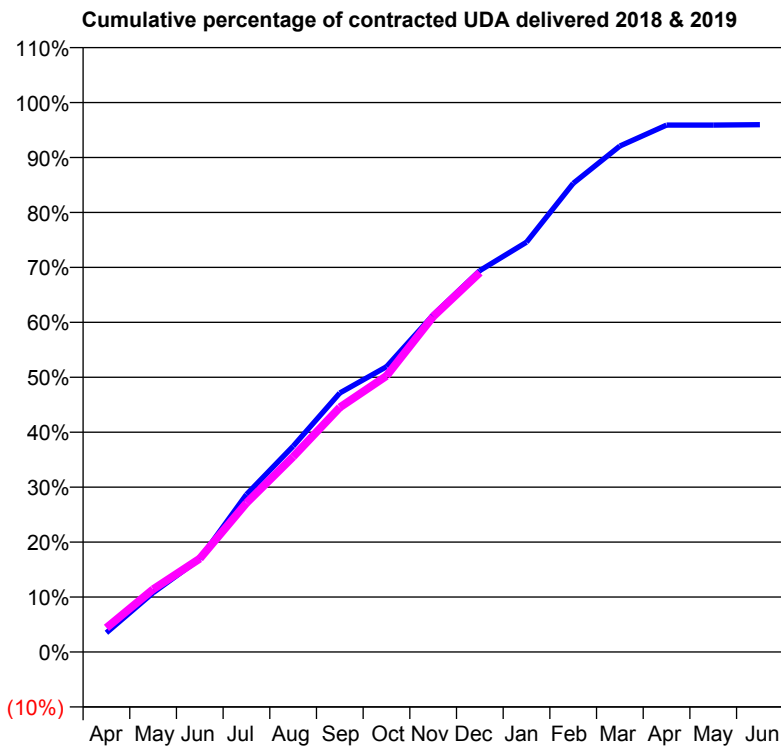
18/19 Contracted general activity (UDA)	10,000
Carry forward general activity (UDA)	0
18/19 Contracted orthodontic activity (UOA)	0
Carry forward orthodontic activity (UOA)	0
Baseline contract value	£226,577.51

ACCESS*

Patients seen in 24 months	Total	Change since previous quarter
Quarter ending December 2017	3,227	
Quarter ending March 2018	3,188	↓
Quarter ending June 2018	3,180	→
Quarter ending September 2018	3,221	→
Quarter ending December 2018	3,230	→
Variance since December 2017	0.1%	→



ACTIVITY



Month	Adjusted Scheduled Activity (UDA)	
	2018	2019
April	350	440
May	1,079	1,141
June	1,696	1,700
July	2,867	2,712
August	3,745	3,553
September	4,714	4,451
October	5,192	5,023
November	6,133	6,105
December	6,941	6,905
January	7,459	
February	8,528	
March	9,207	
April	9,589	
May	9,589	
June	9,596	

QUALITY

	Quantity	Base Number	Contract	AT	Region	England
% of FP17s for the same patient ID Re-attending within 3 months - Children	54	804	6.7%	9.5%	11.3%	11.8%
% of FP17s for the same patient ID Re-attending within 3 months - Adults	382	2,645	14.4%	15.0%	15.3%	15.6%
% of FP17s for the same patient ID Re-attending between 3 & 9 months - Children	459	804	57.1%	59.9%	61.1%	58.8%
% of FP17s for the same patient ID Re-attending between 3 & 9 months - Adults	1,510	2,645	57.1%	51.5%	52.4%	51.0%
% of FP17s for Band 1 Urgent Courses	407	3,274	12.4%	9.4%	9.5%	9.0%
% of FP17s Relating to Free Repair or Replacements	28	3,274	0.9%	0.5%	0.7%	0.8%
% of FP17s Relating to Continuations	21	3,274	0.6%	0.8%	0.8%	0.9%
% of Patients satisfied with the dentistry they have received	2	2	N/A	92.5%	93.1%	93.2%
% of Patients satisfied with the time they had to wait for an appointment	2	2	N/A	88.5%	87.8%	88.3%

* This is based on patients treated on this contract for their most recent course of treatment. Figures in italics indicate the base number of FP17s or Patient Questionnaire responses are less than 100. N/A is shown where the base number of responses is less than 10 during the period. % is calculated as Quantity/Base number*100

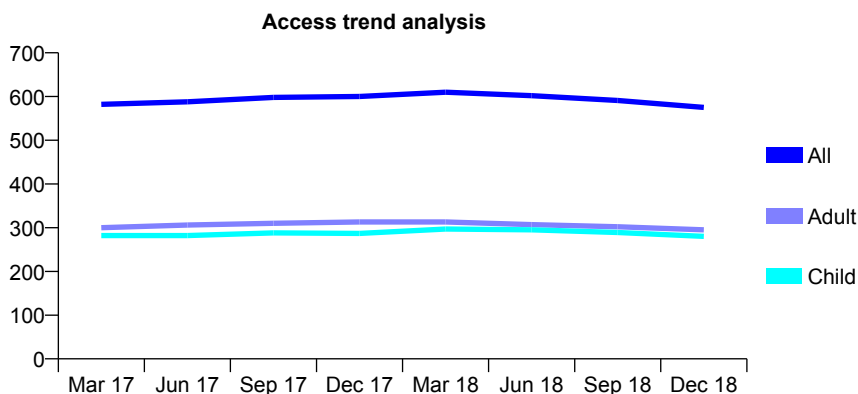
Q68 - Vital Signs At a Glance Contract Report for 776327/0001 - December 2018

Name or company name	MS S BARAHIMI
Contract type name	GDS Contract
Purpose of contract	General
Contract start date	01/10/2012
Contract end date	

18/19 Contracted general activity (UDA)	1,334
Carry forward general activity (UDA)	0
18/19 Contracted orthodontic activity (UOA)	0
Carry forward orthodontic activity (UOA)	0
Baseline contract value	£30,485.78

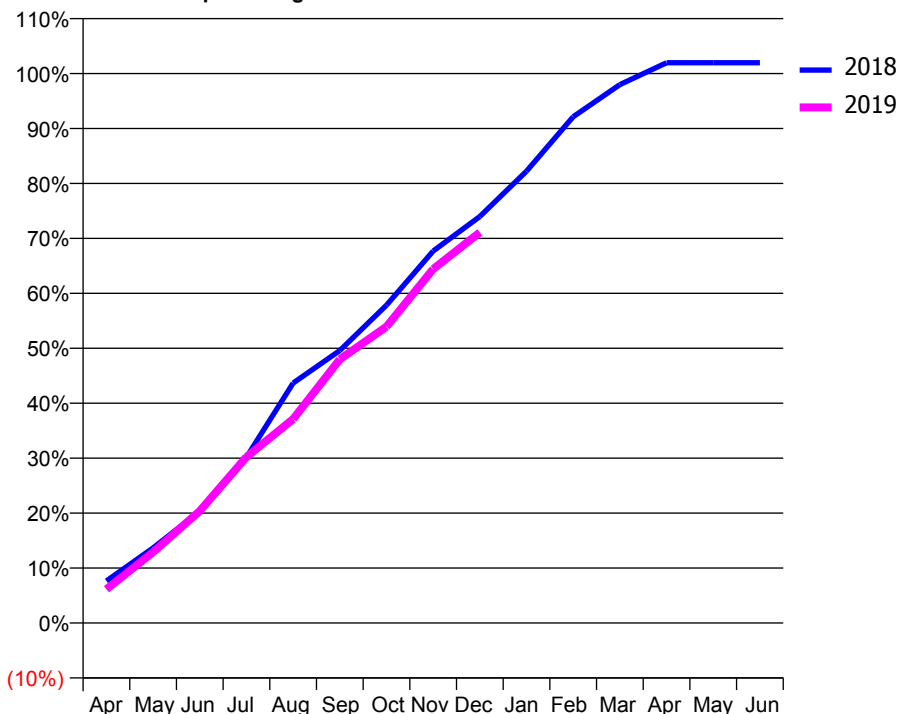
ACCESS*

Patients seen in 24 months	Total	Change since previous quarter
Quarter ending December 2017	600	
Quarter ending March 2018	610	→
Quarter ending June 2018	602	↓
Quarter ending September 2018	591	↓
Quarter ending December 2018	575	↓
Variance since December 2017	(4.2%)	↓



ACTIVITY

Cumulative percentage of contracted UDA delivered 2018 & 2019



Month	Adjusted Scheduled Activity (UDA)	
	2018	2019
April	102	82
May	182	172
June	271	272
July	402	403
August	582	495
September	662	640
October	772	719
November	903	859
December	987	948
January	1,097	
February	1,229	
March	1,307	
April	1,360	
May	1,360	
June	1,360	

QUALITY

	Quantity	Base Number	Contract	AT	Region	England
% of FP17s for the same patient ID Re-attending within 3 months - Children	7	257	2.7%	9.5%	11.3%	11.8%
% of FP17s for the same patient ID Re-attending within 3 months - Adults	8	251	3.2%	15.0%	15.3%	15.6%
% of FP17s for the same patient ID Re-attending between 3 & 9 months - Children	132	257	51.4%	59.9%	61.1%	58.8%
% of FP17s for the same patient ID Re-attending between 3 & 9 months - Adults	147	251	58.6%	51.5%	52.4%	51.0%
% of FP17s for Band 1 Urgent Courses	2	479	0.4%	9.4%	9.5%	9.0%
% of FP17s Relating to Free Repair or Replacements	0	479	0.0%	0.5%	0.7%	0.8%
% of FP17s Relating to Continuations	0	479	0.0%	0.8%	0.8%	0.9%
% of Patients satisfied with the dentistry they have received	1	1	N/A	92.5%	93.1%	93.2%
% of Patients satisfied with the time they had to wait for an appointment	1	1	N/A	88.5%	87.8%	88.3%

* This is based on patients treated on this contract for their most recent course of treatment. Figures in italics indicate the base number of FP17s or Patient Questionnaire responses are less than 100. N/A is shown where the base number of responses is less than 10 during the period. % is calculated as Quantity/Base number*100

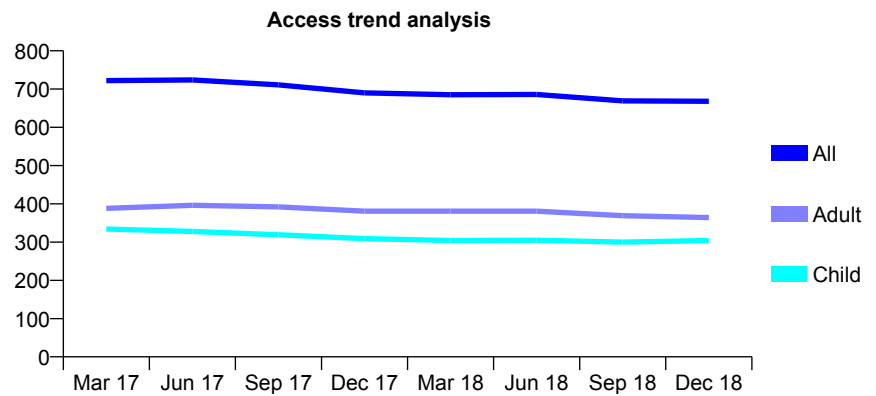
Q68 - Vital Signs At a Glance Contract Report for 781223/0001 - December 2018

Name or company name	Anitha Diwakar
Contract type name	GDS Contract
Purpose of contract	General
Contract start date	01/09/2012
Contract end date	

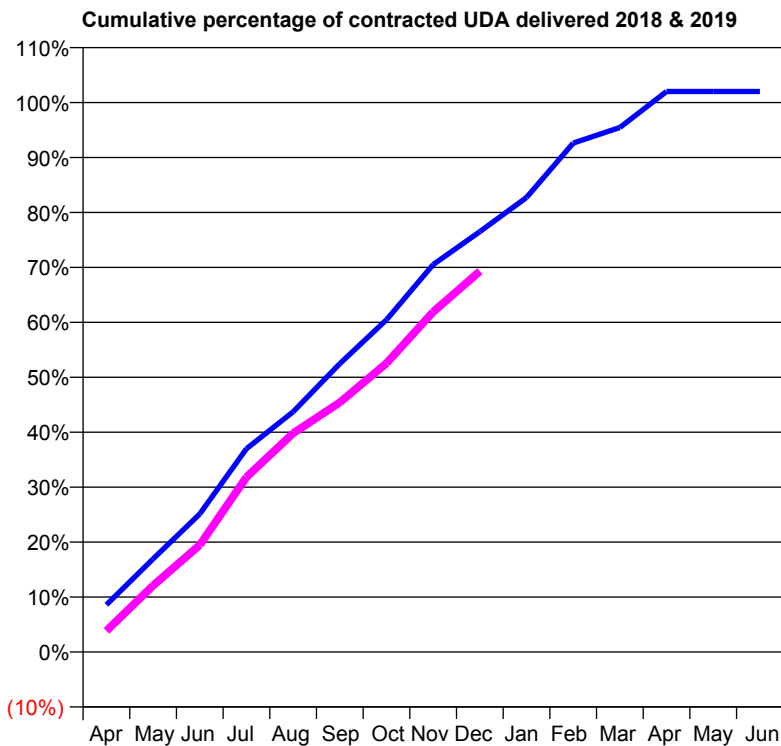
18/19 Contracted general activity (UDA)	1,614
Carry forward general activity (UDA)	0
18/19 Contracted orthodontic activity (UOA)	0
Carry forward orthodontic activity (UOA)	0
Baseline contract value	£39,221.12

ACCESS*

Patients seen in 24 months	Total	Change since previous quarter
Quarter ending December 2017	690	
Quarter ending March 2018	685	→
Quarter ending June 2018	686	→
Quarter ending September 2018	669	↓
Quarter ending December 2018	668	→
Variance since December 2017	(3.2%)	↓



ACTIVITY



Month	Adjusted Scheduled Activity (UDA)	
	2018	2019
April	139	62
May	273	195
June	406	314
July	597	514
August	706	642
September	847	733
October	976	848
November	1,138	999
December	1,235	1,119
January	1,335	
February	1,495	
March	1,541	
April	1,646	
May	1,646	
June	1,646	

QUALITY

	Quantity	Base Number	Contract	AT	Region	England
% of FP17s for the same patient ID Re-attending within 3 months - Children	26	386	6.7%	9.5%	11.3%	11.8%
% of FP17s for the same patient ID Re-attending within 3 months - Adults	50	387	12.9%	15.0%	15.3%	15.6%
% of FP17s for the same patient ID Re-attending between 3 & 9 months - Children	276	386	71.5%	59.9%	61.1%	58.8%
% of FP17s for the same patient ID Re-attending between 3 & 9 months - Adults	235	387	60.7%	51.5%	52.4%	51.0%
% of FP17s for Band 1 Urgent Courses	58	715	8.1%	9.4%	9.5%	9.0%
% of FP17s Relating to Free Repair or Replacements	0	715	0.0%	0.5%	0.7%	0.8%
% of FP17s Relating to Continuations	7	715	1.0%	0.8%	0.8%	0.9%
% of Patients satisfied with the dentistry they have received	0	0	N/A	92.5%	93.1%	93.2%
% of Patients satisfied with the time they had to wait for an appointment	0	0	N/A	88.5%	87.8%	88.3%

* This is based on patients treated on this contract for their most recent course of treatment. Figures in italics indicate the base number of FP17s or Patient Questionnaire responses are less than 100. N/A is shown where the base number of responses is less than 10 during the period. % is calculated as Quantity/Base number*100

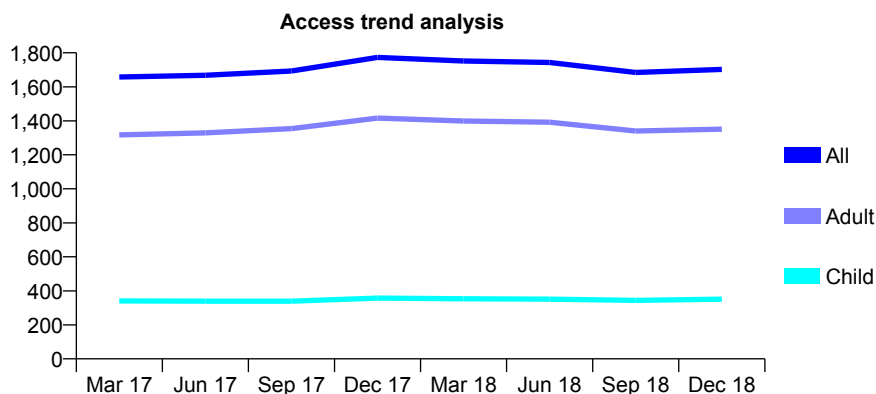
Q68 - Vital Signs At a Glance Contract Report for 785881/0001 - December 2018

Name or company name	MR HR FORGHANI ASHKEZARI
Contract type name	GDS Contract
Purpose of contract	General
Contract start date	01/11/2010
Contract end date	

18/19 Contracted general activity (UDA)	6,668
Carry forward general activity (UDA)	50
18/19 Contracted orthodontic activity (UOA)	0
Carry forward orthodontic activity (UOA)	0
Baseline contract value	£171,891.48

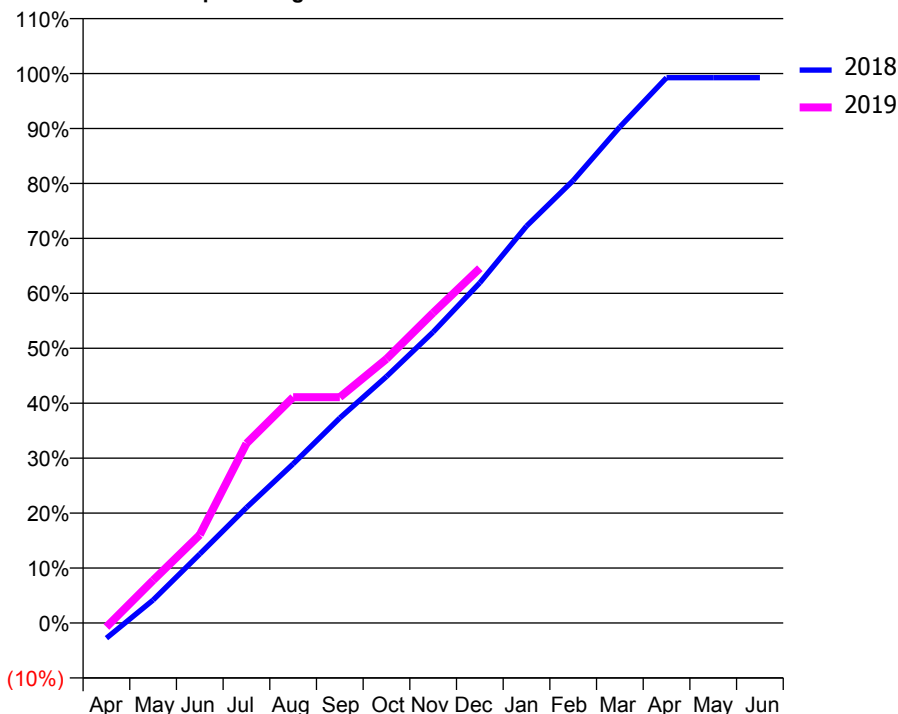
ACCESS*

Patients seen in 24 months	Total	Change since previous quarter
Quarter ending December 2017	1,773	
Quarter ending March 2018	1,752	↓
Quarter ending June 2018	1,743	→
Quarter ending September 2018	1,684	↓
Quarter ending December 2018	1,702	→
Variance since December 2017	(4.0%)	↓



ACTIVITY

Cumulative percentage of contracted UDA delivered 2018 & 2019



Month	Adjusted Scheduled Activity (UDA)	
	2018	2019
April	-185	-50
May	279	519
June	837	1,070
July	1,401	2,179
August	1,932	2,740
September	2,487	2,740
October	2,990	3,204
November	3,531	3,764
December	4,129	4,306
January	4,817	
February	5,370	
March	6,020	
April	6,618	
May	6,618	
June	6,618	

QUALITY

	Quantity	Base Number	Contract	AT	Region	England
% of FP17s for the same patient ID Re-attending within 3 months - Children	56	434	12.9%	9.5%	11.3%	11.8%
% of FP17s for the same patient ID Re-attending within 3 months - Adults	164	1,523	10.8%	15.0%	15.3%	15.6%
% of FP17s for the same patient ID Re-attending between 3 & 9 months - Children	272	434	62.7%	59.9%	61.1%	58.8%
% of FP17s for the same patient ID Re-attending between 3 & 9 months - Adults	1,077	1,523	70.7%	51.5%	52.4%	51.0%
% of FP17s for Band 1 Urgent Courses	59	1,742	3.4%	9.4%	9.5%	9.0%
% of FP17s Relating to Free Repair or Replacements	0	1,742	0.0%	0.5%	0.7%	0.8%
% of FP17s Relating to Continuations	42	1,742	2.4%	0.8%	0.8%	0.9%
% of Patients satisfied with the dentistry they have received	0	0	N/A	92.5%	93.1%	93.2%
% of Patients satisfied with the time they had to wait for an appointment	0	0	N/A	88.5%	87.8%	88.3%

* This is based on patients treated on this contract for their most recent course of treatment. Figures in italics indicate the base number of FP17s or Patient Questionnaire responses are less than 100. N/A is shown where the base number of responses is less than 10 during the period. % is calculated as Quantity/Base number*100

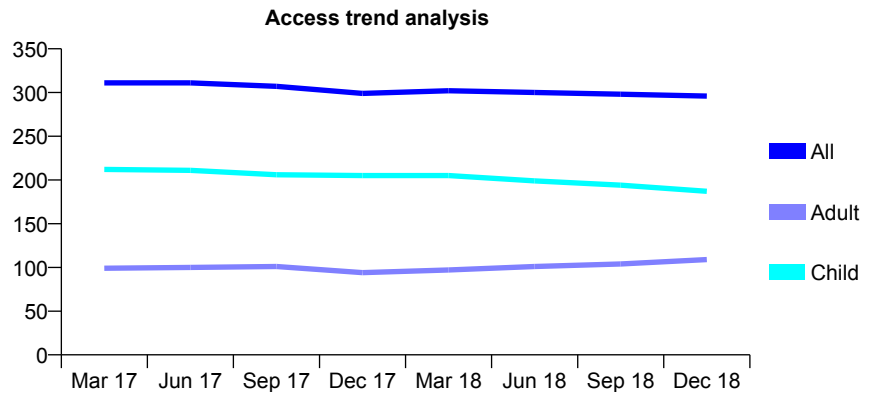
Q68 - Vital Signs At a Glance Contract Report for 807710/0001 - December 2018

Name or company name	MR PL DUKOFF-GORDON
Contract type name	GDS Contract
Purpose of contract	General
Contract start date	01/04/2006
Contract end date	

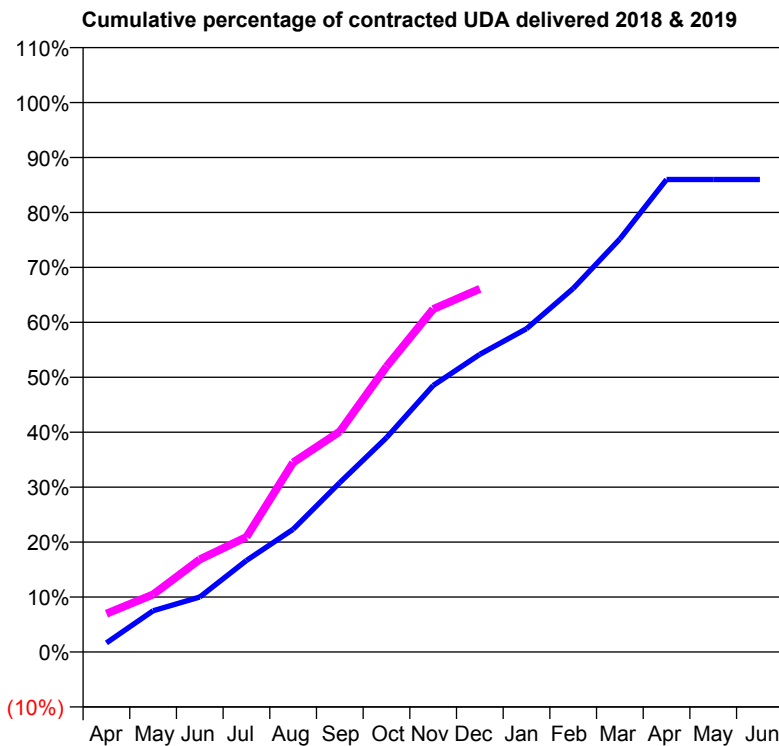
18/19 Contracted general activity (UDA)	516
Carry forward general activity (UDA)	0
18/19 Contracted orthodontic activity (UOA)	0
Carry forward orthodontic activity (UOA)	0
Baseline contract value	£11,949.17

ACCESS*

Patients seen in 24 months	Total	Change since previous quarter
Quarter ending December 2017	299	
Quarter ending March 2018	302	→
Quarter ending June 2018	300	→
Quarter ending September 2018	298	→
Quarter ending December 2018	296	→
Variance since December 2017	(1.0%)	↓



ACTIVITY



Month	Adjusted Scheduled Activity (UDA)	
	2018	2019
April	10	36
May	45	54
June	60	87
July	100	108
August	134	178
September	185	207
October	234	268
November	291	322
December	325	341
January	353	
February	397	
March	451	
April	516	
May	516	
June	516	

QUALITY

	Quantity	Base Number	Contract	AT	Region	England
% of FP17s for the same patient ID Re-attending within 3 months - Children	4	233	1.7%	9.5%	11.3%	11.8%
% of FP17s for the same patient ID Re-attending within 3 months - Adults	1	82	1.2%	15.0%	15.3%	15.6%
% of FP17s for the same patient ID Re-attending between 3 & 9 months - Children	170	233	73.0%	59.9%	61.1%	58.8%
% of FP17s for the same patient ID Re-attending between 3 & 9 months - Adults	62	82	75.6%	51.5%	52.4%	51.0%
% of FP17s for Band 1 Urgent Courses	0	278	0.0%	9.4%	9.5%	9.0%
% of FP17s Relating to Free Repair or Replacements	0	278	0.0%	0.5%	0.7%	0.8%
% of FP17s Relating to Continuations	1	278	0.4%	0.8%	0.8%	0.9%
% of Patients satisfied with the dentistry they have received	0	0	N/A	92.5%	93.1%	93.2%
% of Patients satisfied with the time they had to wait for an appointment	0	0	N/A	88.5%	87.8%	88.3%

* This is based on patients treated on this contract for their most recent course of treatment. Figures in italics indicate the base number of FP17s or Patient Questionnaire responses are less than 100. N/A is shown where the base number of responses is less than 10 during the period. % is calculated as Quantity/Base number*100

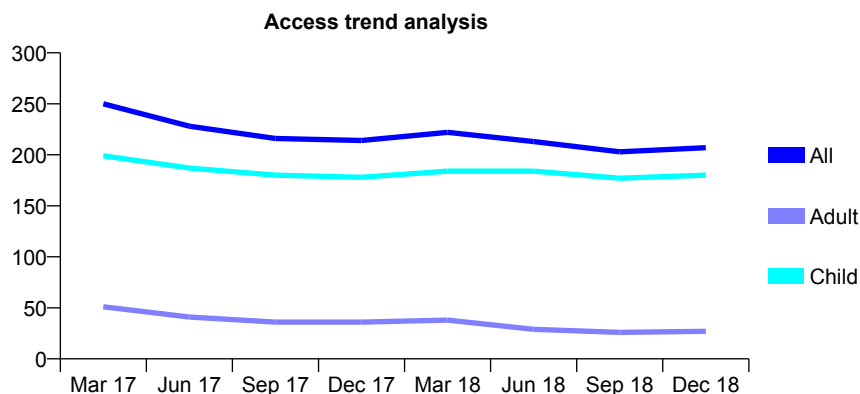
Q68 - Vital Signs At a Glance Contract Report for 810010/0001 - December 2018

Name or company name	MR RN HARDING
Contract type name	GDS Contract
Purpose of contract	General
Contract start date	01/04/2006
Contract end date	

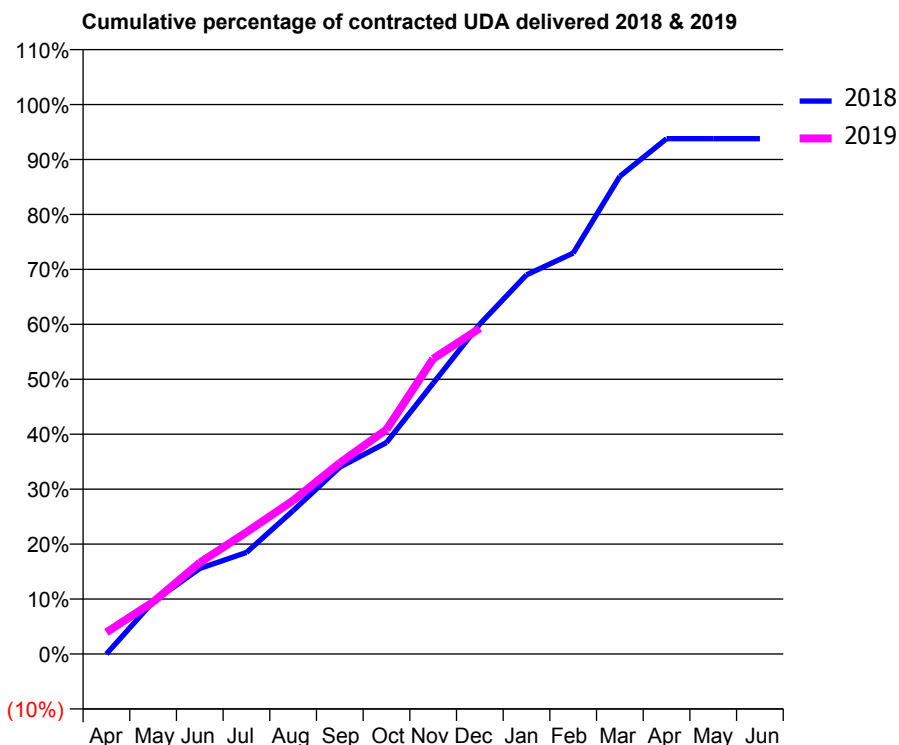
18/19 Contracted general activity (UDA)	380
Carry forward general activity (UDA)	0
18/19 Contracted orthodontic activity (UOA)	0
Carry forward orthodontic activity (UOA)	0
Baseline contract value	£9,143.55

ACCESS*

Patients seen in 24 months	Total	Change since previous quarter
Quarter ending December 2017	214	
Quarter ending March 2018	222	↑
Quarter ending June 2018	213	↓
Quarter ending September 2018	203	↓
Quarter ending December 2018	207	→
Variance since December 2017	(3.3%)	↓



ACTIVITY



Month	Adjusted Scheduled Activity (UDA)	
	2018	2019
April	0	15
May	36	36
June	59	63
July	70	84
August	99	106
September	129	132
October	146	155
November	187	204
December	228	225
January	262	
February	277	
March	330	
April	356	
May	356	
June	356	

QUALITY

	Quantity	Base Number	Contract	AT	Region	England
% of FP17s for the same patient ID Re-attending within 3 months - Children	5	176	2.8%	9.5%	11.3%	11.8%
% of FP17s for the same patient ID Re-attending within 3 months - Adults	0	6	0.0%	15.0%	15.3%	15.6%
% of FP17s for the same patient ID Re-attending between 3 & 9 months - Children	95	176	54.0%	59.9%	61.1%	58.8%
% of FP17s for the same patient ID Re-attending between 3 & 9 months - Adults	3	6	50.0%	51.5%	52.4%	51.0%
% of FP17s for Band 1 Urgent Courses	1	169	0.6%	9.4%	9.5%	9.0%
% of FP17s Relating to Free Repair or Replacements	0	169	0.0%	0.5%	0.7%	0.8%
% of FP17s Relating to Continuations	0	169	0.0%	0.8%	0.8%	0.9%
% of Patients satisfied with the dentistry they have received	0	0	N/A	92.5%	93.1%	93.2%
% of Patients satisfied with the time they had to wait for an appointment	0	0	N/A	88.5%	87.8%	88.3%

* This is based on patients treated on this contract for their most recent course of treatment. Figures in italics indicate the base number of FP17s or Patient Questionnaire responses are less than 100. N/A is shown where the base number of responses is less than 10 during the period. % is calculated as Quantity/Base number*100

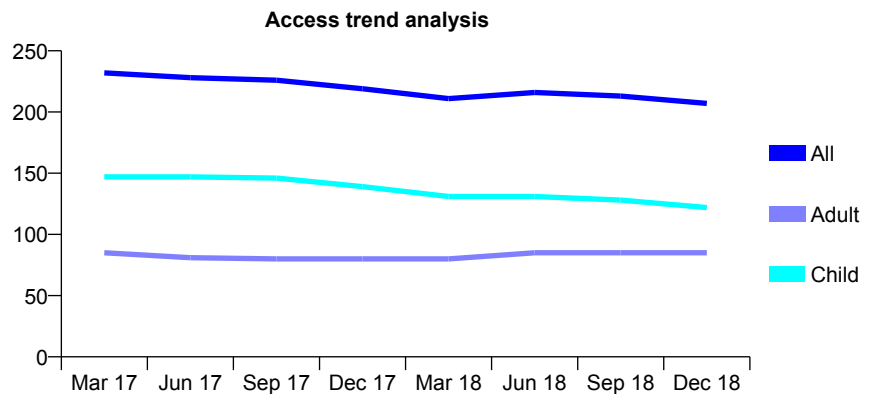
Q68 - Vital Signs At a Glance Contract Report for 811157/0001 - December 2018

Name or company name	MISS DE ALLEN
Contract type name	GDS Contract
Purpose of contract	General
Contract start date	01/04/2006
Contract end date	

18/19 Contracted general activity (UDA)	416
Carry forward general activity (UDA)	0
18/19 Contracted orthodontic activity (UOA)	0
Carry forward orthodontic activity (UOA)	0
Baseline contract value	£10,839.57

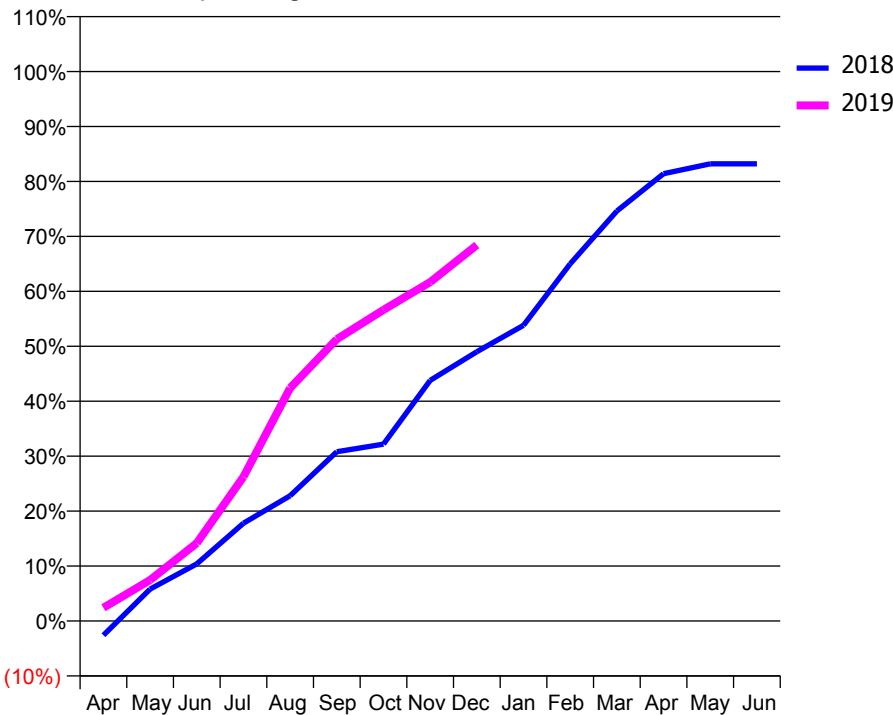
ACCESS*

Patients seen in 24 months	Total	Change since previous quarter
Quarter ending December 2017	219	
Quarter ending March 2018	211	↓
Quarter ending June 2018	216	↑
Quarter ending September 2018	213	↓
Quarter ending December 2018	207	↓
Variance since December 2017	(5.5%)	↓



ACTIVITY

Cumulative percentage of contracted UDA delivered 2018 & 2019



Month	Adjusted Scheduled Activity (UDA)	
	2018	2019
April	-13	10
May	29	31
June	52	59
July	89	109
August	114	176
September	154	213
October	161	236
November	219	257
December	245	285
January	269	
February	325	
March	373	
April	407	
May	416	
June	416	

QUALITY

	Quantity	Base Number	Contract	AT	Region	England
% of FP17s for the same patient ID Re-attending within 3 months - Children	7	130	5.4%	9.5%	11.3%	11.8%
% of FP17s for the same patient ID Re-attending within 3 months - Adults	6	74	8.1%	15.0%	15.3%	15.6%
% of FP17s for the same patient ID Re-attending between 3 & 9 months - Children	88	130	67.7%	59.9%	61.1%	58.8%
% of FP17s for the same patient ID Re-attending between 3 & 9 months - Adults	44	74	59.5%	51.5%	52.4%	51.0%
% of FP17s for Band 1 Urgent Courses	1	188	0.5%	9.4%	9.5%	9.0%
% of FP17s Relating to Free Repair or Replacements	1	188	0.5%	0.5%	0.7%	0.8%
% of FP17s Relating to Continuations	1	188	0.5%	0.8%	0.8%	0.9%
% of Patients satisfied with the dentistry they have received	0	0	N/A	92.5%	93.1%	93.2%
% of Patients satisfied with the time they had to wait for an appointment	0	0	N/A	88.5%	87.8%	88.3%

* This is based on patients treated on this contract for their most recent course of treatment. Figures in italics indicate the base number of FP17s or Patient Questionnaire responses are less than 100. N/A is shown where the base number of responses is less than 10 during the period. % is calculated as Quantity/Base number*100

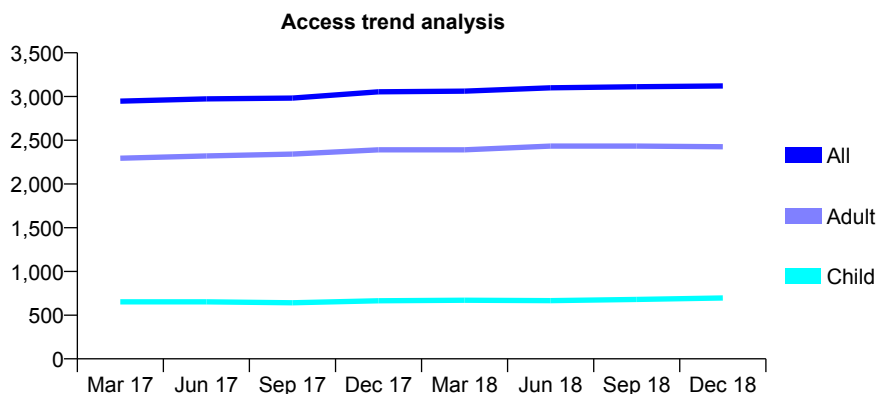
Q68 - Vital Signs At a Glance Contract Report for 812471/0001 - December 2018

Name or company name	MR ND THORPE-BEESTON
Contract type name	GDS Contract
Purpose of contract	General
Contract start date	01/04/2006
Contract end date	

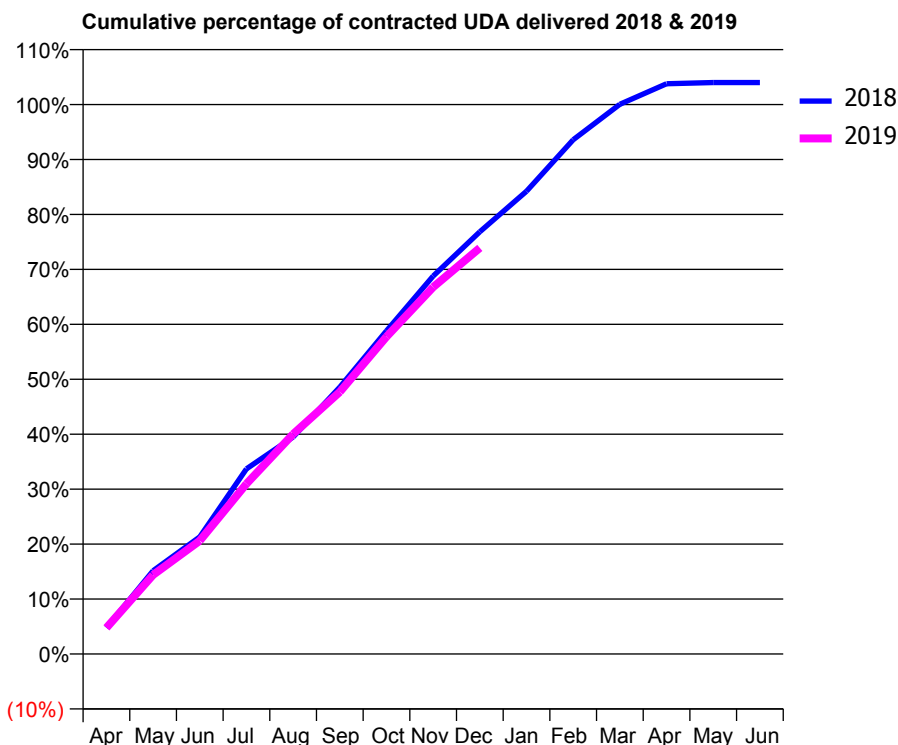
18/19 Contracted general activity (UDA)	8,238
Carry forward general activity (UDA)	0
18/19 Contracted orthodontic activity (UOA)	0
Carry forward orthodontic activity (UOA)	0
Baseline contract value	£197,937.65

ACCESS*

Patients seen in 24 months	Total	Change since previous quarter
Quarter ending December 2017	3,054	
Quarter ending March 2018	3,061	→
Quarter ending June 2018	3,099	→
Quarter ending September 2018	3,112	→
Quarter ending December 2018	3,121	→
Variance since December 2017	2.2%	↑



ACTIVITY



Month	Adjusted Scheduled Activity (UDA)	
	2018	2019
April	395	394
May	1,249	1,187
June	1,757	1,699
July	2,775	2,551
August	3,254	3,298
September	4,001	3,930
October	4,844	4,757
November	5,667	5,500
December	6,329	6,088
January	6,937	
February	7,709	
March	8,241	
April	8,550	
May	8,568	
June	8,568	

QUALITY

	Quantity	Base Number	Contract	AT	Region	England
% of FP17s for the same patient ID Re-attending within 3 months - Children	43	655	6.6%	9.5%	11.3%	11.8%
% of FP17s for the same patient ID Re-attending within 3 months - Adults	336	2,287	14.7%	15.0%	15.3%	15.6%
% of FP17s for the same patient ID Re-attending between 3 & 9 months - Children	261	655	39.8%	59.9%	61.1%	58.8%
% of FP17s for the same patient ID Re-attending between 3 & 9 months - Adults	944	2,287	41.3%	51.5%	52.4%	51.0%
% of FP17s for Band 1 Urgent Courses	338	2,794	12.1%	9.4%	9.5%	9.0%
% of FP17s Relating to Free Repair or Replacements	15	2,794	0.5%	0.5%	0.7%	0.8%
% of FP17s Relating to Continuations	17	2,794	0.6%	0.8%	0.8%	0.9%
% of Patients satisfied with the dentistry they have received	3	3	N/A	92.5%	93.1%	93.2%
% of Patients satisfied with the time they had to wait for an appointment	3	3	N/A	88.5%	87.8%	88.3%

* This is based on patients treated on this contract for their most recent course of treatment. Figures in italics indicate the base number of FP17s or Patient Questionnaire responses are less than 100. N/A is shown where the base number of responses is less than 10 during the period. % is calculated as Quantity/Base number*100

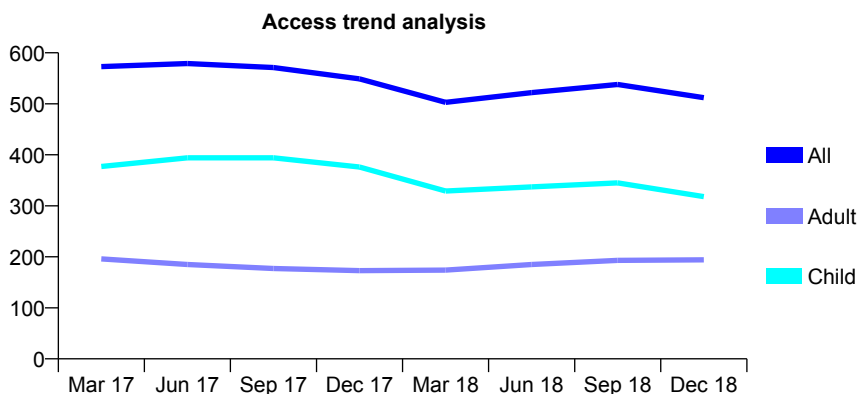
Q68 - Vital Signs At a Glance Contract Report for 812838/0001 - December 2018

Name or company name	MR HD PHILLIPS
Contract type name	GDS Contract
Purpose of contract	General
Contract start date	01/04/2006
Contract end date	

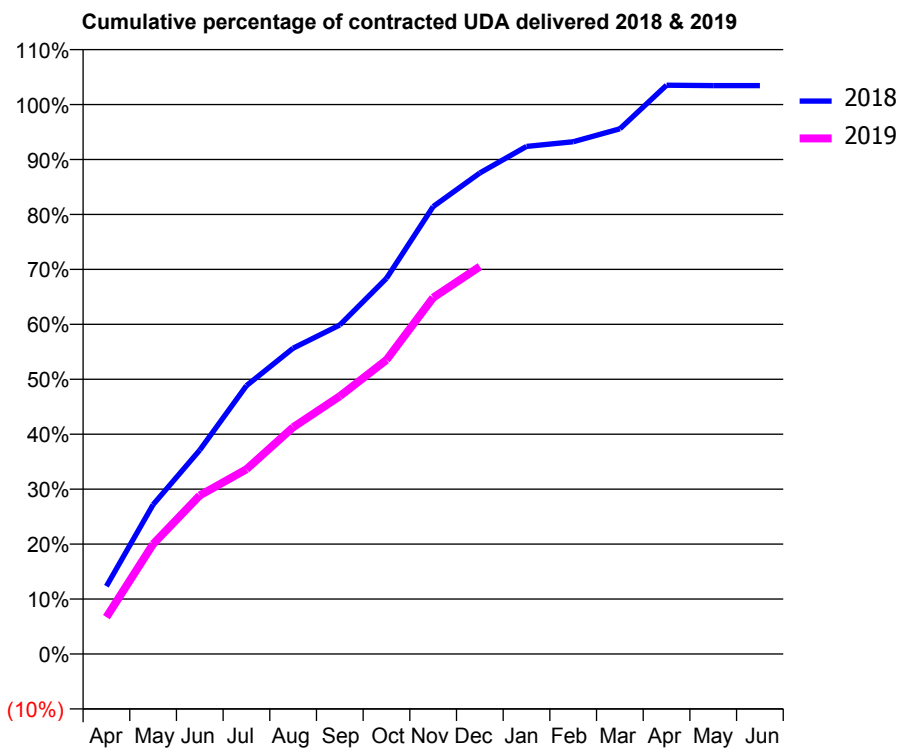
18/19 Contracted general activity (UDA)	1,242
Carry forward general activity (UDA)	0
18/19 Contracted orthodontic activity (UOA)	0
Carry forward orthodontic activity (UOA)	0
Baseline contract value	£28,383.33

ACCESS*

Patients seen in 24 months	Total	Change since previous quarter
Quarter ending December 2017	549	
Quarter ending March 2018	503	↓
Quarter ending June 2018	522	↑
Quarter ending September 2018	538	↑
Quarter ending December 2018	512	↓
Variance since December 2017	(6.7%)	↓



ACTIVITY



Month	Adjusted Scheduled Activity (UDA)	
	2018	2019
April	153	83
May	338	249
June	461	359
July	607	418
August	691	512
September	744	583
October	849	665
November	1,011	806
December	1,087	876
January	1,147	
February	1,158	
March	1,187	
April	1,286	
May	1,285	
June	1,285	

QUALITY

	Quantity	Base Number	Contract	AT	Region	England
% of FP17s for the same patient ID Re-attending within 3 months - Children	28	408	6.9%	9.5%	11.3%	11.8%
% of FP17s for the same patient ID Re-attending within 3 months - Adults	9	131	6.9%	15.0%	15.3%	15.6%
% of FP17s for the same patient ID Re-attending between 3 & 9 months - Children	214	408	52.5%	59.9%	61.1%	58.8%
% of FP17s for the same patient ID Re-attending between 3 & 9 months - Adults	48	131	36.6%	51.5%	52.4%	51.0%
% of FP17s for Band 1 Urgent Courses	14	498	2.8%	9.4%	9.5%	9.0%
% of FP17s Relating to Free Repair or Replacements	0	498	0.0%	0.5%	0.7%	0.8%
% of FP17s Relating to Continuations	0	498	0.0%	0.8%	0.8%	0.9%
% of Patients satisfied with the dentistry they have received	1	1	N/A	92.5%	93.1%	93.2%
% of Patients satisfied with the time they had to wait for an appointment	1	1	N/A	88.5%	87.8%	88.3%

* This is based on patients treated on this contract for their most recent course of treatment. Figures in italics indicate the base number of FP17s or Patient Questionnaire responses are less than 100. N/A is shown where the base number of responses is less than 10 during the period. % is calculated as Quantity/Base number*100

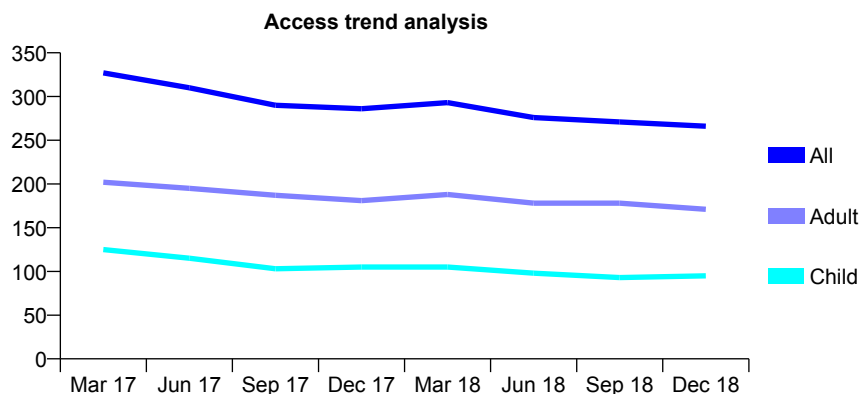
Q68 - Vital Signs At a Glance Contract Report for 812889/0001 - December 2018

Name or company name	MR D PATTINSON
Contract type name	GDS Contract
Purpose of contract	General
Contract start date	01/04/2006
Contract end date	

18/19 Contracted general activity (UDA)	750
Carry forward general activity (UDA)	0
18/19 Contracted orthodontic activity (UOA)	0
Carry forward orthodontic activity (UOA)	0
Baseline contract value	£17,142.53

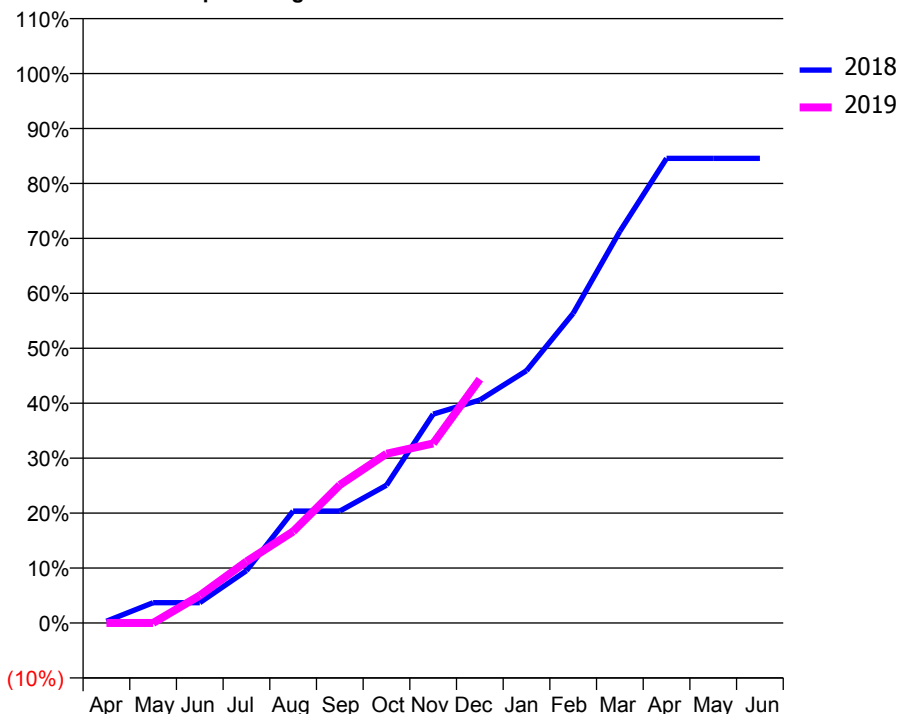
ACCESS*

Patients seen in 24 months	Total	Change since previous quarter
Quarter ending December 2017	286	
Quarter ending March 2018	293	↑
Quarter ending June 2018	276	↓
Quarter ending September 2018	271	↓
Quarter ending December 2018	266	↓
Variance since December 2017	(7.0%)	↓



ACTIVITY

Cumulative percentage of contracted UDA delivered 2018 & 2019



Month	Adjusted Scheduled Activity (UDA)	
	2018	2019
April	3	0
May	33	0
June	33	38
July	86	84
August	183	125
September	183	188
October	226	231
November	342	245
December	365	333
January	413	
February	507	
March	642	
April	761	
May	761	
June	761	

QUALITY

	Quantity	Base Number	Contract	AT	Region	England
% of FP17s for the same patient ID Re-attending within 3 months - Children	6	96	6.3%	9.5%	11.3%	11.8%
% of FP17s for the same patient ID Re-attending within 3 months - Adults	13	134	9.7%	15.0%	15.3%	15.6%
% of FP17s for the same patient ID Re-attending between 3 & 9 months - Children	55	96	57.3%	59.9%	61.1%	58.8%
% of FP17s for the same patient ID Re-attending between 3 & 9 months - Adults	74	134	55.2%	51.5%	52.4%	51.0%
% of FP17s for Band 1 Urgent Courses	24	199	12.1%	9.4%	9.5%	9.0%
% of FP17s Relating to Free Repair or Replacements	0	199	0.0%	0.5%	0.7%	0.8%
% of FP17s Relating to Continuations	0	199	0.0%	0.8%	0.8%	0.9%
% of Patients satisfied with the dentistry they have received	0	0	N/A	92.5%	93.1%	93.2%
% of Patients satisfied with the time they had to wait for an appointment	0	0	N/A	88.5%	87.8%	88.3%

* This is based on patients treated on this contract for their most recent course of treatment. Figures in italics indicate the base number of FP17s or Patient Questionnaire responses are less than 100. N/A is shown where the base number of responses is less than 10 during the period. % is calculated as Quantity/Base number*100

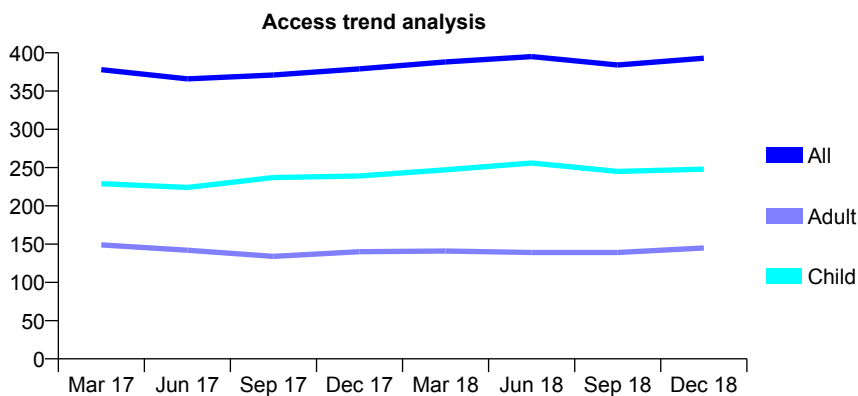
Q68 - Vital Signs At a Glance Contract Report for 817376/0001 - December 2018

Name or company name	MR JP HYDER
Contract type name	GDS Contract
Purpose of contract	General
Contract start date	01/04/2006
Contract end date	

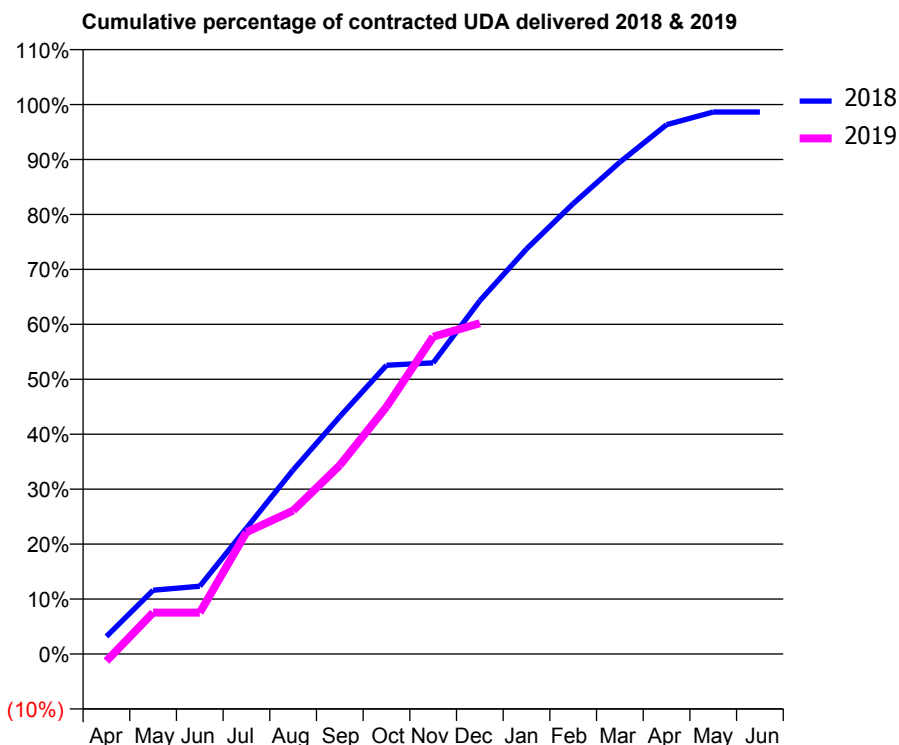
18/19 Contracted general activity (UDA)	690
Carry forward general activity (UDA)	9
18/19 Contracted orthodontic activity (UOA)	0
Carry forward orthodontic activity (UOA)	0
Baseline contract value	£17,008.13

ACCESS*

Patients seen in 24 months	Total	Change since previous quarter
Quarter ending December 2017	379	
Quarter ending March 2018	388	↑
Quarter ending June 2018	395	→
Quarter ending September 2018	384	↓
Quarter ending December 2018	393	↑
Variance since December 2017	3.7%	↑



ACTIVITY



Adjusted Scheduled Activity (UDA)		
Month	2018	2019
April	22	-9
May	80	52
June	85	52
July	158	153
August	231	180
September	298	237
October	363	310
November	366	398
December	444	415
January	509	
February	566	
March	618	
April	665	
May	681	
June	681	

QUALITY

	Quantity	Base Number	Contract	AT	Region	England
% of FP17s for the same patient ID Re-attending within 3 months - Children	14	297	4.7%	9.5%	11.3%	11.8%
% of FP17s for the same patient ID Re-attending within 3 months - Adults	10	125	8.0%	15.0%	15.3%	15.6%
% of FP17s for the same patient ID Re-attending between 3 & 9 months - Children	183	297	61.6%	59.9%	61.1%	58.8%
% of FP17s for the same patient ID Re-attending between 3 & 9 months - Adults	83	125	66.4%	51.5%	52.4%	51.0%
% of FP17s for Band 1 Urgent Courses	2	372	0.5%	9.4%	9.5%	9.0%
% of FP17s Relating to Free Repair or Replacements	0	372	0.0%	0.5%	0.7%	0.8%
% of FP17s Relating to Continuations	0	372	0.0%	0.8%	0.8%	0.9%
% of Patients satisfied with the dentistry they have received	0	0	N/A	92.5%	93.1%	93.2%
% of Patients satisfied with the time they had to wait for an appointment	0	0	N/A	88.5%	87.8%	88.3%

* This is based on patients treated on this contract for their most recent course of treatment. Figures in italics indicate the base number of FP17s or Patient Questionnaire responses are less than 100. N/A is shown where the base number of responses is less than 10 during the period. % is calculated as Quantity/Base number*100

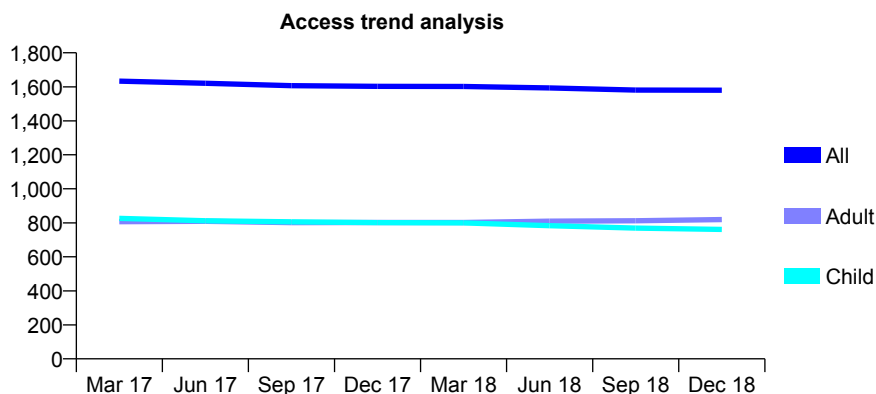
Q68 - Vital Signs At a Glance Contract Report for 817546/0001 - December 2018

Name or company name	MR JS SANDHU
Contract type name	GDS Contract
Purpose of contract	General
Contract start date	01/04/2006
Contract end date	

18/19 Contracted general activity (UDA)	4,500
Carry forward general activity (UDA)	185
18/19 Contracted orthodontic activity (UOA)	0
Carry forward orthodontic activity (UOA)	0
Baseline contract value	£115,735.53

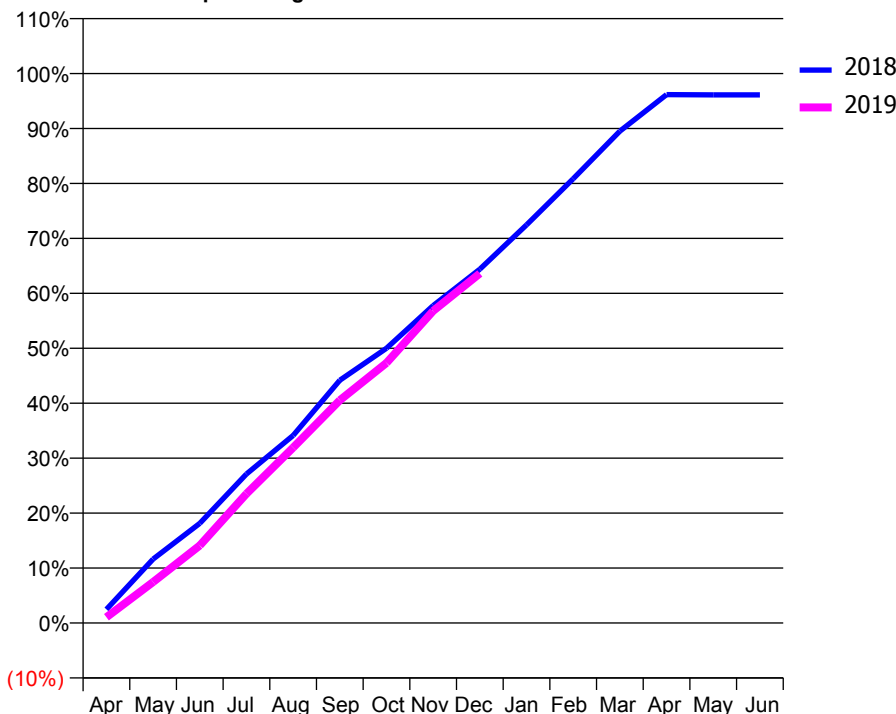
ACCESS*

Patients seen in 24 months	Total	Change since previous quarter
Quarter ending December 2017	1,603	
Quarter ending March 2018	1,602	→
Quarter ending June 2018	1,593	→
Quarter ending September 2018	1,581	→
Quarter ending December 2018	1,580	→
Variance since December 2017	(1.4%)	↓



ACTIVITY

Cumulative percentage of contracted UDA delivered 2018 & 2019



Month	Adjusted Scheduled Activity (UDA)	
	2018	2019
April	118	48
May	552	336
June	861	635
July	1,288	1,059
August	1,621	1,437
September	2,099	1,824
October	2,375	2,130
November	2,744	2,556
December	3,059	2,862
January	3,441	
February	3,840	
March	4,251	
April	4,568	
May	4,565	
June	4,565	

QUALITY

	Quantity	Base Number	Contract	AT	Region	England
% of FP17s for the same patient ID Re-attending within 3 months - Children	57	983	5.8%	9.5%	11.3%	11.8%
% of FP17s for the same patient ID Re-attending within 3 months - Adults	114	932	12.2%	15.0%	15.3%	15.6%
% of FP17s for the same patient ID Re-attending between 3 & 9 months - Children	733	983	74.6%	59.9%	61.1%	58.8%
% of FP17s for the same patient ID Re-attending between 3 & 9 months - Adults	652	932	70.0%	51.5%	52.4%	51.0%
% of FP17s for Band 1 Urgent Courses	67	1,764	3.8%	9.4%	9.5%	9.0%
% of FP17s Relating to Free Repair or Replacements	20	1,764	1.1%	0.5%	0.7%	0.8%
% of FP17s Relating to Continuations	2	1,764	0.1%	0.8%	0.8%	0.9%
% of Patients satisfied with the dentistry they have received	0	0	N/A	92.5%	93.1%	93.2%
% of Patients satisfied with the time they had to wait for an appointment	0	0	N/A	88.5%	87.8%	88.3%

* This is based on patients treated on this contract for their most recent course of treatment. Figures in italics indicate the base number of FP17s or Patient Questionnaire responses are less than 100. N/A is shown where the base number of responses is less than 10 during the period. % is calculated as Quantity/Base number*100

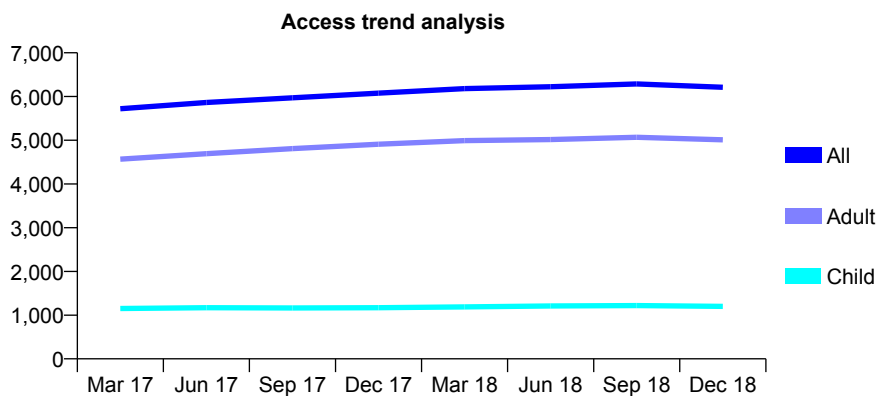
Q68 - Vital Signs At a Glance Contract Report for 817783/0001 - December 2018

Name or company name	Mr J Dhaliwal
Contract type name	GDS Contract
Purpose of contract	General
Contract start date	01/04/2006
Contract end date	

18/19 Contracted general activity (UDA)	19,470
Carry forward general activity (UDA)	0
18/19 Contracted orthodontic activity (UOA)	0
Carry forward orthodontic activity (UOA)	0
Baseline contract value	£588,760.04

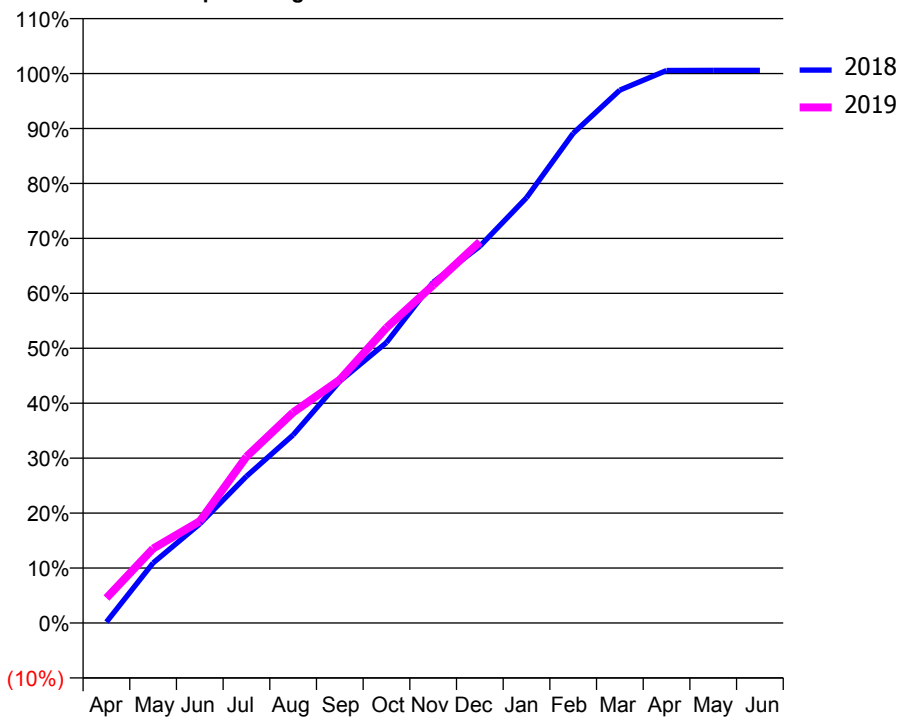
ACCESS*

Patients seen in 24 months	Total	Change since previous quarter
Quarter ending December 2017	6,078	
Quarter ending March 2018	6,180	→
Quarter ending June 2018	6,225	→
Quarter ending September 2018	6,288	→
Quarter ending December 2018	6,212	↓
Variance since December 2017	2.2%	↑



ACTIVITY

Cumulative percentage of contracted UDA delivered 2018 & 2019



Month	Adjusted Scheduled Activity (UDA)	
	2018	2019
April	35	885
May	2,127	2,637
June	3,513	3,607
July	5,201	5,892
August	6,664	7,465
September	8,569	8,622
October	9,941	10,465
November	12,075	11,970
December	13,352	13,504
January	15,071	
February	17,351	
March	18,885	
April	19,578	
May	19,581	
June	19,582	

QUALITY

	Quantity	Base Number	Contract	AT	Region	England
% of FP17s for the same patient ID Re-attending within 3 months - Children	82	1,404	5.8%	9.5%	11.3%	11.8%
% of FP17s for the same patient ID Re-attending within 3 months - Adults	810	5,842	13.9%	15.0%	15.3%	15.6%
% of FP17s for the same patient ID Re-attending between 3 & 9 months - Children	987	1,404	70.3%	59.9%	61.1%	58.8%
% of FP17s for the same patient ID Re-attending between 3 & 9 months - Adults	3,972	5,842	68.0%	51.5%	52.4%	51.0%
% of FP17s for Band 1 Urgent Courses	658	6,866	9.6%	9.4%	9.5%	9.0%
% of FP17s Relating to Free Repair or Replacements	42	6,866	0.6%	0.5%	0.7%	0.8%
% of FP17s Relating to Continuations	30	6,866	0.4%	0.8%	0.8%	0.9%
% of Patients satisfied with the dentistry they have received	4	4	N/A	92.5%	93.1%	93.2%
% of Patients satisfied with the time they had to wait for an appointment	4	4	N/A	88.5%	87.8%	88.3%

* This is based on patients treated on this contract for their most recent course of treatment. Figures in italics indicate the base number of FP17s or Patient Questionnaire responses are less than 100. N/A is shown where the base number of responses is less than 10 during the period. % is calculated as Quantity/Base number*100

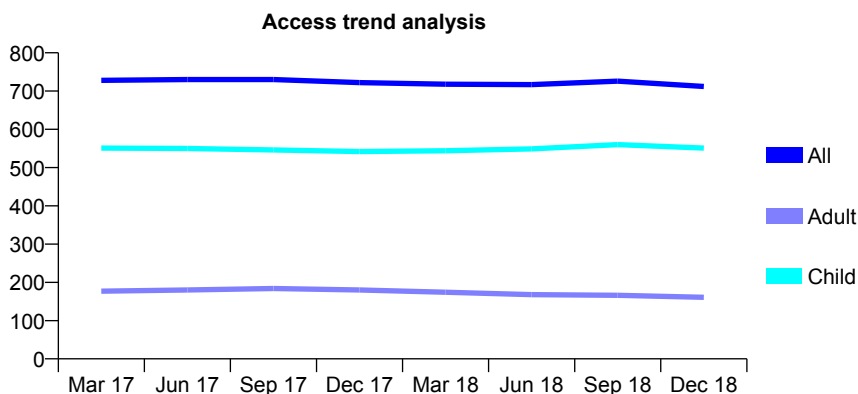
Q68 - Vital Signs At a Glance Contract Report for 817910/0001 - December 2018

Name or company name	MR GD LOADER
Contract type name	GDS Contract
Purpose of contract	General
Contract start date	01/04/2006
Contract end date	

18/19 Contracted general activity (UDA)	1,350
Carry forward general activity (UDA)	0
18/19 Contracted orthodontic activity (UOA)	0
Carry forward orthodontic activity (UOA)	0
Baseline contract value	£31,983.05

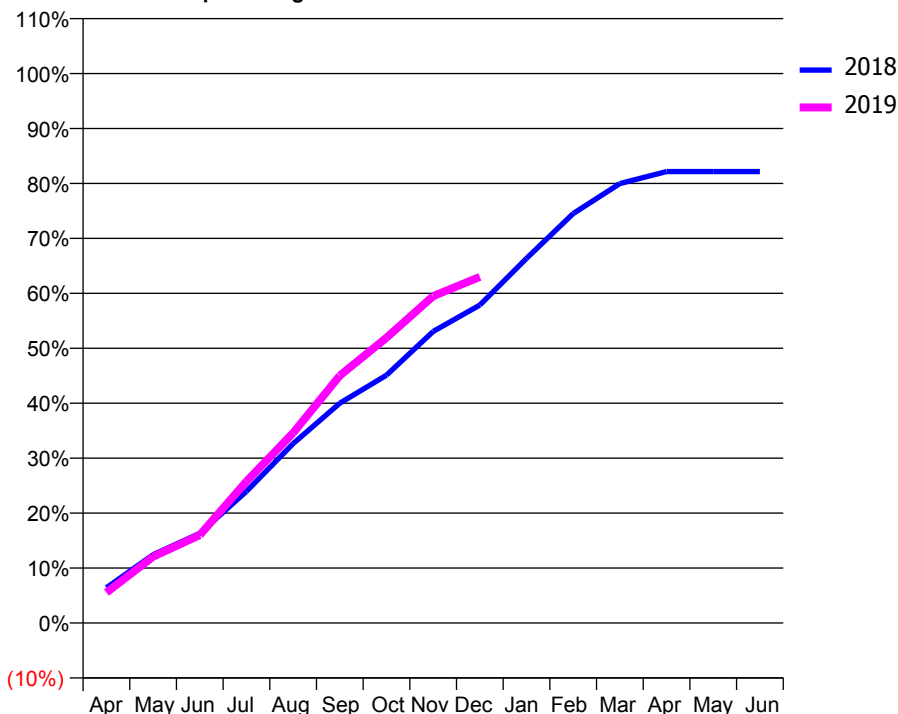
ACCESS*

Patients seen in 24 months	Total	Change since previous quarter
Quarter ending December 2017	722	
Quarter ending March 2018	718	→
Quarter ending June 2018	717	→
Quarter ending September 2018	726	→
Quarter ending December 2018	712	↓
Variance since December 2017	(1.4%)	↓



ACTIVITY

Cumulative percentage of contracted UDA delivered 2018 & 2019



Month	Adjusted Scheduled Activity (UDA)	
	2018	2019
April	98	75
May	189	163
June	248	216
July	364	348
August	496	467
September	608	608
October	686	701
November	807	803
December	880	850
January	1,009	
February	1,133	
March	1,216	
April	1,249	
May	1,249	
June	1,249	

QUALITY

	Quantity	Base Number	Contract	AT	Region	England
% of FP17s for the same patient ID Re-attending within 3 months - Children	33	623	5.3%	9.5%	11.3%	11.8%
% of FP17s for the same patient ID Re-attending within 3 months - Adults	1	108	0.9%	15.0%	15.3%	15.6%
% of FP17s for the same patient ID Re-attending between 3 & 9 months - Children	408	623	65.5%	59.9%	61.1%	58.8%
% of FP17s for the same patient ID Re-attending between 3 & 9 months - Adults	64	108	59.3%	51.5%	52.4%	51.0%
% of FP17s for Band 1 Urgent Courses	1	702	0.1%	9.4%	9.5%	9.0%
% of FP17s Relating to Free Repair or Replacements	0	702	0.0%	0.5%	0.7%	0.8%
% of FP17s Relating to Continuations	5	702	0.7%	0.8%	0.8%	0.9%
% of Patients satisfied with the dentistry they have received	0	0	N/A	92.5%	93.1%	93.2%
% of Patients satisfied with the time they had to wait for an appointment	0	0	N/A	88.5%	87.8%	88.3%

* This is based on patients treated on this contract for their most recent course of treatment. Figures in italics indicate the base number of FP17s or Patient Questionnaire responses are less than 100. N/A is shown where the base number of responses is less than 10 during the period. % is calculated as Quantity/Base number*100

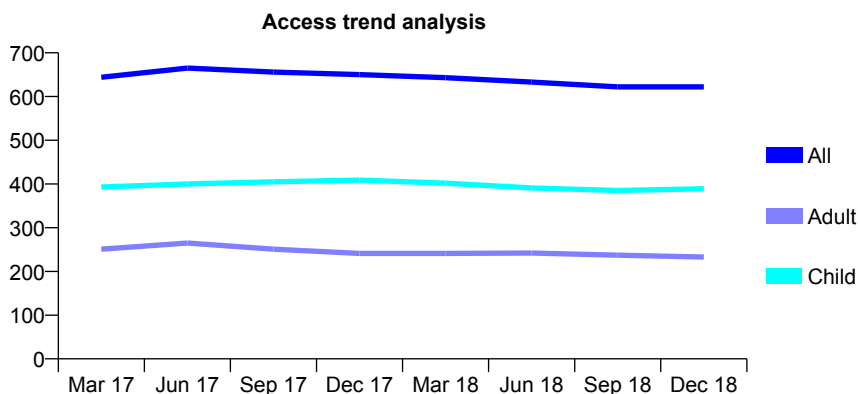
Q68 - Vital Signs At a Glance Contract Report for 819158/0001 - December 2018

Name or company name	MRS NJ GRAINGE
Contract type name	GDS Contract
Purpose of contract	General
Contract start date	01/04/2006
Contract end date	

18/19 Contracted general activity (UDA)	1,450
Carry forward general activity (UDA)	6
18/19 Contracted orthodontic activity (UOA)	0
Carry forward orthodontic activity (UOA)	0
Baseline contract value	£30,799.61

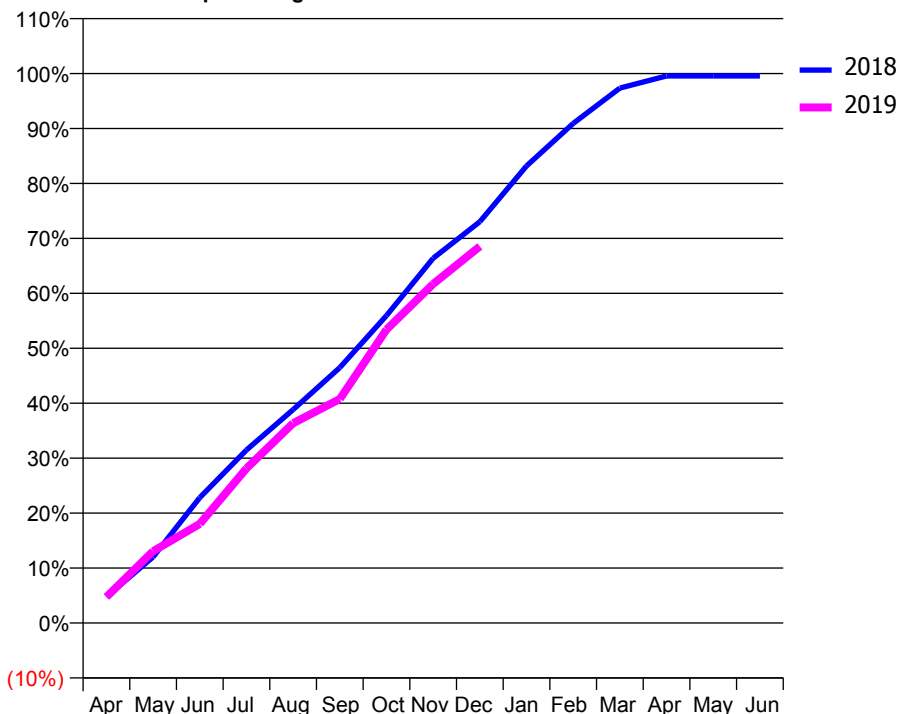
ACCESS*

Patients seen in 24 months	Total	Change since previous quarter
Quarter ending December 2017	650	
Quarter ending March 2018	643	↓
Quarter ending June 2018	633	↓
Quarter ending September 2018	622	↓
Quarter ending December 2018	622	→
Variance since December 2017	(4.3%)	↓



ACTIVITY

Cumulative percentage of contracted UDA delivered 2018 & 2019



Month	Adjusted Scheduled Activity (UDA)	
	2018	2019
April	69	69
May	174	189
June	331	262
July	456	408
August	563	527
September	674	591
October	811	774
November	963	895
December	1,059	994
January	1,206	
February	1,318	
March	1,412	
April	1,444	
May	1,444	
June	1,444	

QUALITY

	Quantity	Base Number	Contract	AT	Region	England
% of FP17s for the same patient ID Re-attending within 3 months - Children	24	483	5.0%	9.5%	11.3%	11.8%
% of FP17s for the same patient ID Re-attending within 3 months - Adults	25	196	12.8%	15.0%	15.3%	15.6%
% of FP17s for the same patient ID Re-attending between 3 & 9 months - Children	358	483	74.1%	59.9%	61.1%	58.8%
% of FP17s for the same patient ID Re-attending between 3 & 9 months - Adults	102	196	52.0%	51.5%	52.4%	51.0%
% of FP17s for Band 1 Urgent Courses	25	657	3.8%	9.4%	9.5%	9.0%
% of FP17s Relating to Free Repair or Replacements	0	657	0.0%	0.5%	0.7%	0.8%
% of FP17s Relating to Continuations	0	657	0.0%	0.8%	0.8%	0.9%
% of Patients satisfied with the dentistry they have received	0	0	N/A	92.5%	93.1%	93.2%
% of Patients satisfied with the time they had to wait for an appointment	0	0	N/A	88.5%	87.8%	88.3%

* This is based on patients treated on this contract for their most recent course of treatment. Figures in italics indicate the base number of FP17s or Patient Questionnaire responses are less than 100. N/A is shown where the base number of responses is less than 10 during the period. % is calculated as Quantity/Base number*100

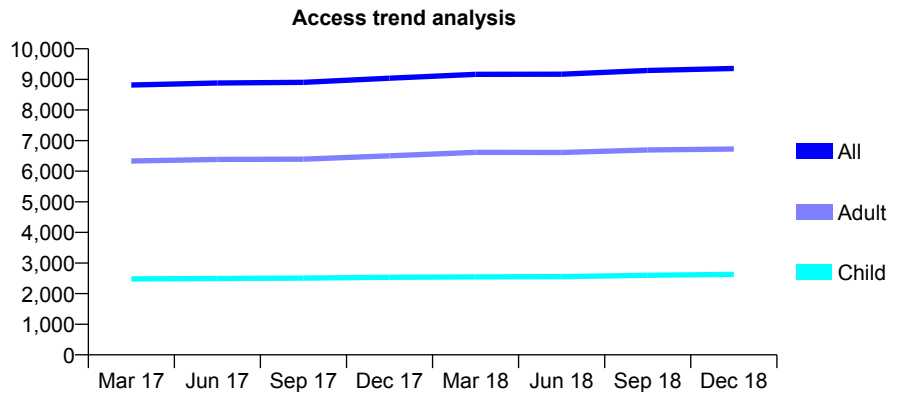
Q68 - Vital Signs At a Glance Contract Report for 819492/0001 - December 2018

Name or company name	MISS KT TANNA
Contract type name	GDS Contract
Purpose of contract	General
Contract start date	01/04/2006
Contract end date	

18/19 Contracted general activity (UDA)	20,150
Carry forward general activity (UDA)	0
18/19 Contracted orthodontic activity (UOA)	0
Carry forward orthodontic activity (UOA)	0
Baseline contract value	£596,794.26

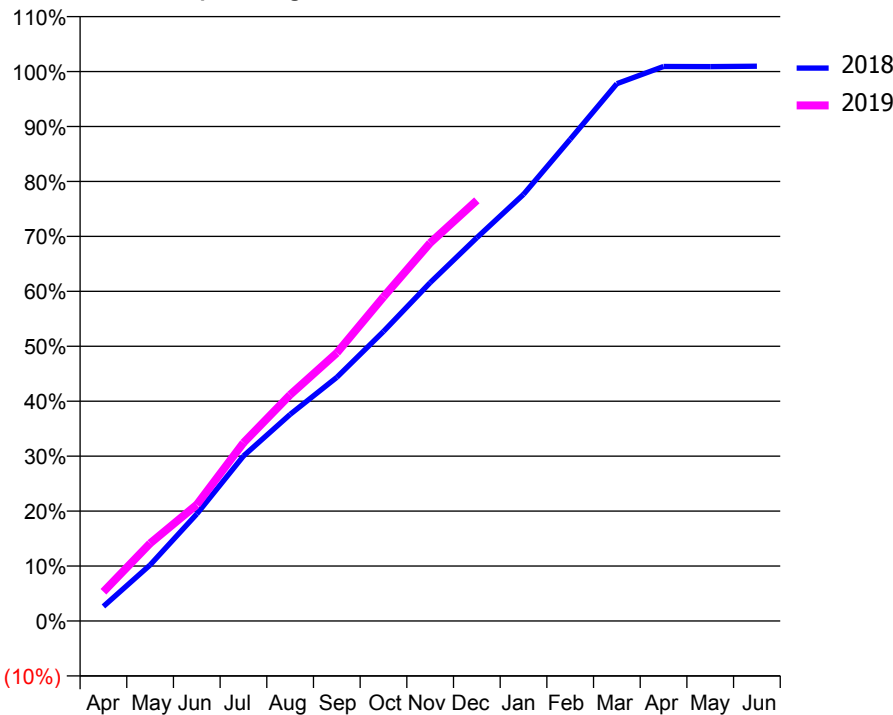
ACCESS*

Patients seen in 24 months	Total	Change since previous quarter
Quarter ending December 2017	9,038	
Quarter ending March 2018	9,164	→
Quarter ending June 2018	9,171	→
Quarter ending September 2018	9,294	→
Quarter ending December 2018	9,357	→
Variance since December 2017	3.5%	↑



ACTIVITY

Cumulative percentage of contracted UDA delivered 2018 & 2019



Month	Adjusted Scheduled Activity (UDA)	
	2018	2019
April	537	1,073
May	2,054	2,849
June	3,923	4,265
July	6,050	6,534
August	7,578	8,295
September	8,935	9,832
October	10,619	11,884
November	12,409	13,863
December	14,055	15,423
January	15,643	
February	17,665	
March	19,706	
April	20,336	
May	20,331	
June	20,345	

QUALITY

	Quantity	Base Number	Contract	AT	Region	England
% of FP17s for the same patient ID Re-attending within 3 months - Children	147	3,030	4.9%	9.5%	11.3%	11.8%
% of FP17s for the same patient ID Re-attending within 3 months - Adults	782	6,766	11.6%	15.0%	15.3%	15.6%
% of FP17s for the same patient ID Re-attending between 3 & 9 months - Children	2,043	3,030	67.4%	59.9%	61.1%	58.8%
% of FP17s for the same patient ID Re-attending between 3 & 9 months - Adults	3,763	6,766	55.6%	51.5%	52.4%	51.0%
% of FP17s for Band 1 Urgent Courses	893	9,409	9.5%	9.4%	9.5%	9.0%
% of FP17s Relating to Free Repair or Replacements	60	9,409	0.6%	0.5%	0.7%	0.8%
% of FP17s Relating to Continuations	12	9,409	0.1%	0.8%	0.8%	0.9%
% of Patients satisfied with the dentistry they have received	2	2	N/A	92.5%	93.1%	93.2%
% of Patients satisfied with the time they had to wait for an appointment	2	2	N/A	88.5%	87.8%	88.3%

* This is based on patients treated on this contract for their most recent course of treatment. Figures in italics indicate the base number of FP17s or Patient Questionnaire responses are less than 100. N/A is shown where the base number of responses is less than 10 during the period. % is calculated as Quantity/Base number*100

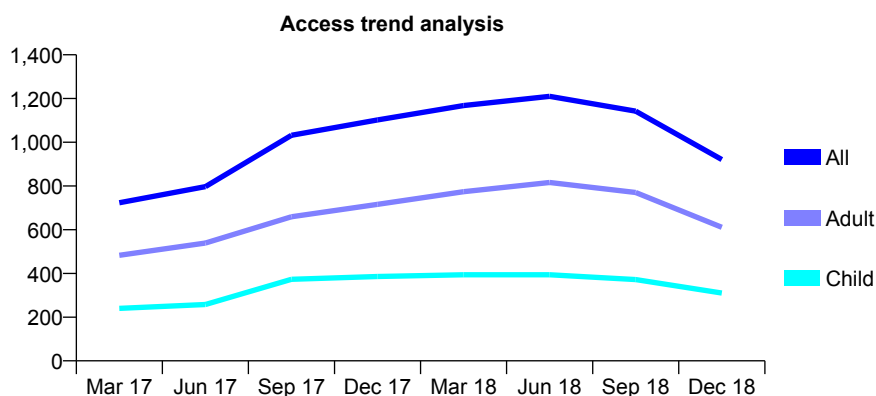
Q68 - Vital Signs At a Glance Contract Report for 819921/0001 - December 2018

Name or company name	Priors Croft Partnership
Contract type name	GDS Contract
Purpose of contract	General
Contract start date	01/04/2006
Contract end date	

18/19 Contracted general activity (UDA)	1,800
Carry forward general activity (UDA)	0
18/19 Contracted orthodontic activity (UOA)	0
Carry forward orthodontic activity (UOA)	0
Baseline contract value	£41,498.03

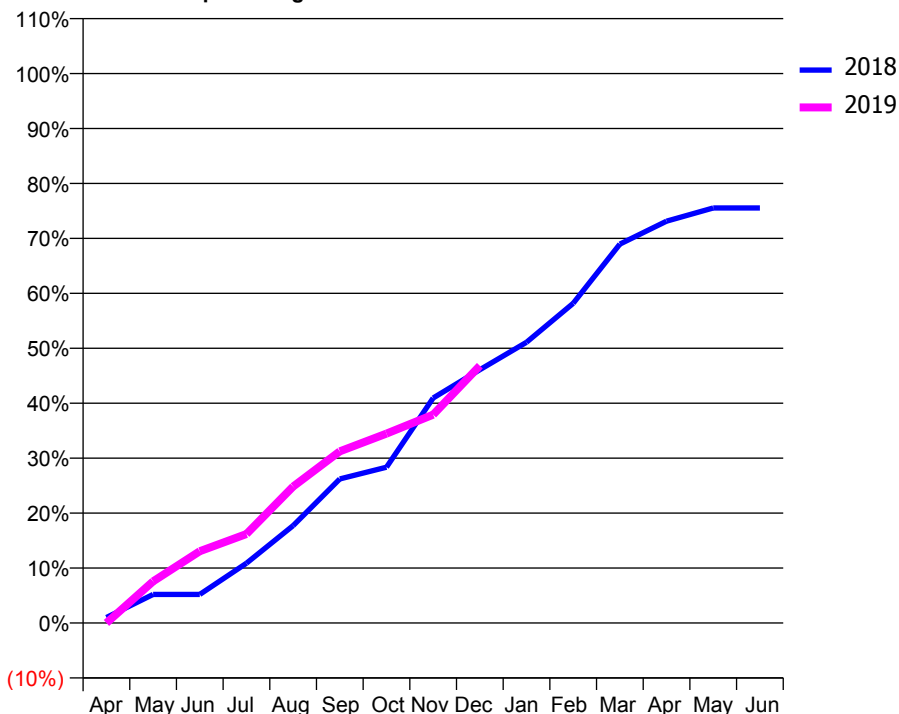
ACCESS*

Patients seen in 24 months	Total	Change since previous quarter
Quarter ending December 2017	1,102	
Quarter ending March 2018	1,168	↑
Quarter ending June 2018	1,210	↑
Quarter ending September 2018	1,142	↓
Quarter ending December 2018	921	↓
Variance since December 2017	(16.4%)	↓



ACTIVITY

Cumulative percentage of contracted UDA delivered 2018 & 2019



Month	Adjusted Scheduled Activity (UDA)	
	2018	2019
April	18	0
May	94	137
June	94	235
July	196	292
August	319	447
September	472	563
October	510	620
November	737	683
December	830	843
January	920	
February	1,047	
March	1,241	
April	1,316	
May	1,360	
June	1,360	

QUALITY

	Quantity	Base Number	Contract	AT	Region	England
% of FP17s for the same patient ID Re-attending within 3 months - Children	19	388	4.9%	9.5%	11.3%	11.8%
% of FP17s for the same patient ID Re-attending within 3 months - Adults	113	683	16.5%	15.0%	15.3%	15.6%
% of FP17s for the same patient ID Re-attending between 3 & 9 months - Children	290	388	74.7%	59.9%	61.1%	58.8%
% of FP17s for the same patient ID Re-attending between 3 & 9 months - Adults	337	683	49.3%	51.5%	52.4%	51.0%
% of FP17s for Band 1 Urgent Courses	40	542	7.4%	9.4%	9.5%	9.0%
% of FP17s Relating to Free Repair or Replacements	0	542	0.0%	0.5%	0.7%	0.8%
% of FP17s Relating to Continuations	0	542	0.0%	0.8%	0.8%	0.9%
% of Patients satisfied with the dentistry they have received	0	0	N/A	92.5%	93.1%	93.2%
% of Patients satisfied with the time they had to wait for an appointment	0	0	N/A	88.5%	87.8%	88.3%

* This is based on patients treated on this contract for their most recent course of treatment. Figures in italics indicate the base number of FP17s or Patient Questionnaire responses are less than 100. N/A is shown where the base number of responses is less than 10 during the period. % is calculated as Quantity/Base number*100

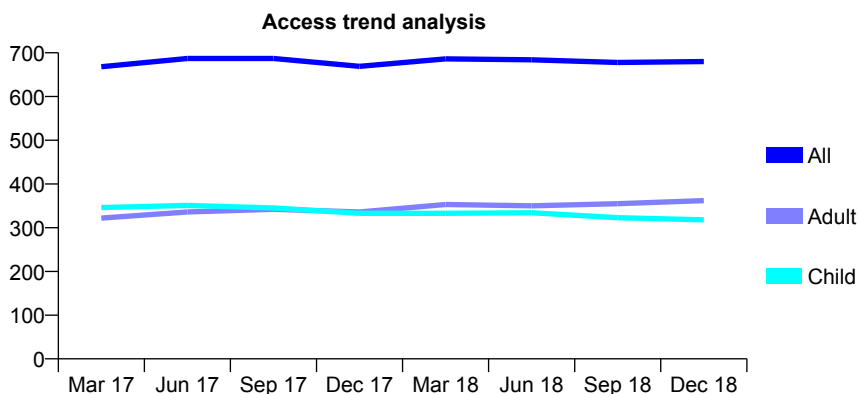
Q68 - Vital Signs At a Glance Contract Report for 820938/0001 - December 2018

Name or company name	MISS VJ MOON
Contract type name	GDS Contract
Purpose of contract	General
Contract start date	01/04/2006
Contract end date	

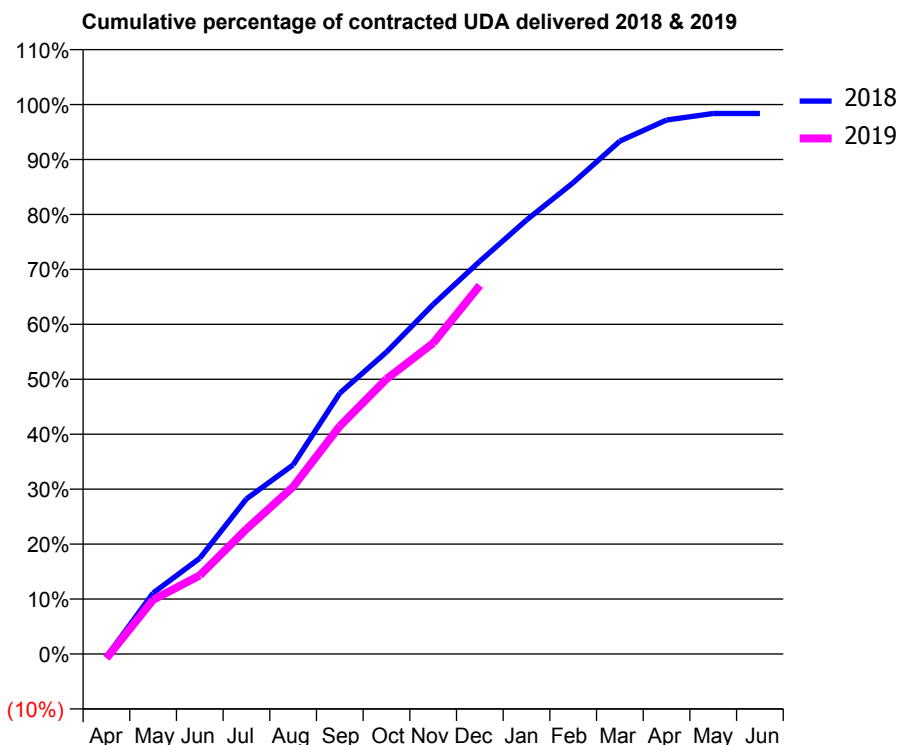
18/19 Contracted general activity (UDA)	2,040
Carry forward general activity (UDA)	33
18/19 Contracted orthodontic activity (UOA)	0
Carry forward orthodontic activity (UOA)	0
Baseline contract value	£51,700.79

ACCESS*

Patients seen in 24 months	Total	Change since previous quarter
Quarter ending December 2017	669	
Quarter ending March 2018	686	↑
Quarter ending June 2018	684	→
Quarter ending September 2018	678	→
Quarter ending December 2018	680	→
Variance since December 2017	1.6%	→



ACTIVITY



Month	Adjusted Scheduled Activity (UDA)	
	2018	2019
April	-11	-16
May	227	201
June	356	292
July	576	464
August	702	621
September	969	846
October	1,121	1,021
November	1,298	1,154
December	1,458	1,369
January	1,611	
February	1,750	
March	1,904	
April	1,983	
May	2,007	
June	2,007	

QUALITY

	Quantity	Base Number	Contract	AT	Region	England
% of FP17s for the same patient ID Re-attending within 3 months - Children	36	456	7.9%	9.5%	11.3%	11.8%
% of FP17s for the same patient ID Re-attending within 3 months - Adults	50	388	12.9%	15.0%	15.3%	15.6%
% of FP17s for the same patient ID Re-attending between 3 & 9 months - Children	354	456	77.6%	59.9%	61.1%	58.8%
% of FP17s for the same patient ID Re-attending between 3 & 9 months - Adults	234	388	60.3%	51.5%	52.4%	51.0%
% of FP17s for Band 1 Urgent Courses	38	776	4.9%	9.4%	9.5%	9.0%
% of FP17s Relating to Free Repair or Replacements	2	776	0.3%	0.5%	0.7%	0.8%
% of FP17s Relating to Continuations	0	776	0.0%	0.8%	0.8%	0.9%
% of Patients satisfied with the dentistry they have received	0	0	N/A	92.5%	93.1%	93.2%
% of Patients satisfied with the time they had to wait for an appointment	0	0	N/A	88.5%	87.8%	88.3%

* This is based on patients treated on this contract for their most recent course of treatment. Figures in italics indicate the base number of FP17s or Patient Questionnaire responses are less than 100. N/A is shown where the base number of responses is less than 10 during the period. % is calculated as Quantity/Base number*100

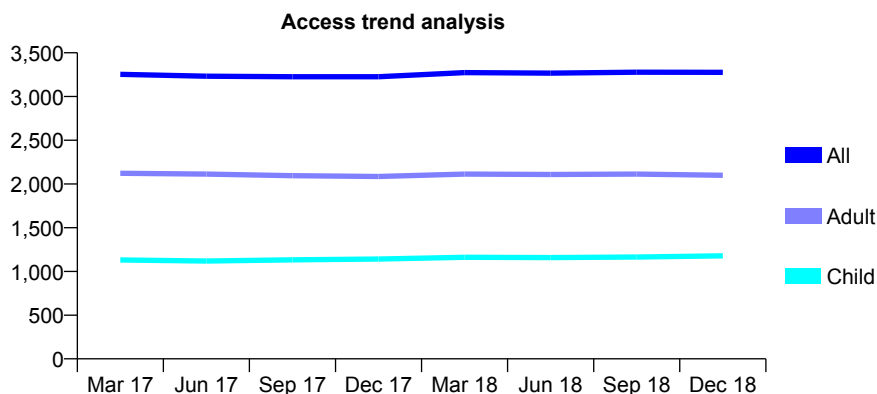
Q68 - Vital Signs At a Glance Contract Report for 82221/0001 - December 2018

Name or company name	MRS NE VADASZ
Contract type name	GDS Contract
Purpose of contract	General
Contract start date	01/04/2006
Contract end date	

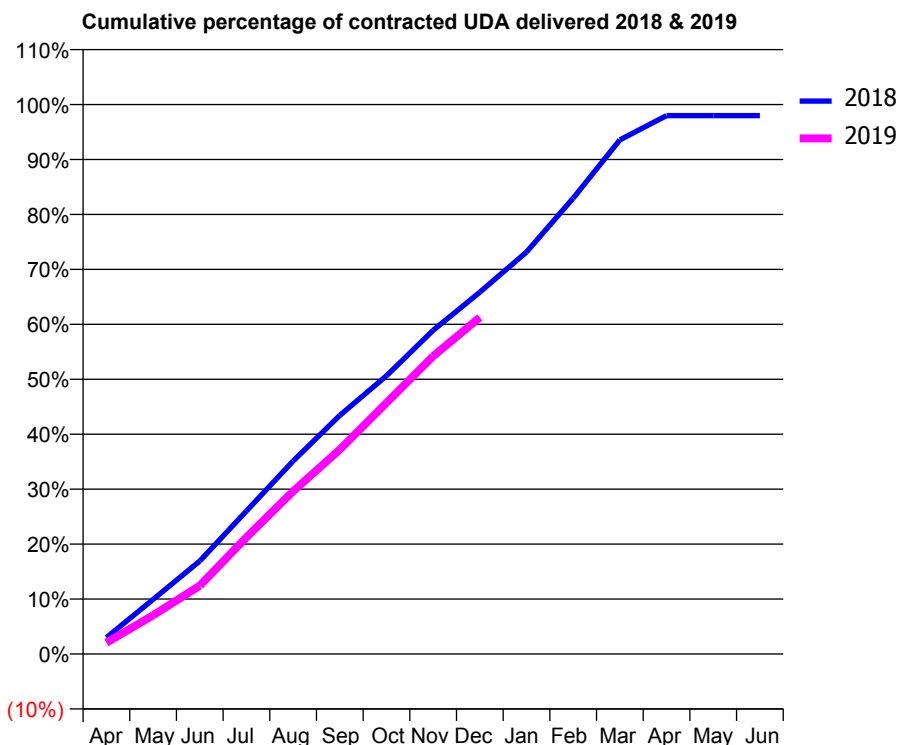
18/19 Contracted general activity (UDA)	9,130
Carry forward general activity (UDA)	185
18/19 Contracted orthodontic activity (UOA)	0
Carry forward orthodontic activity (UOA)	0
Baseline contract value	£244,404.36

ACCESS*

Patients seen in 24 months	Total	Change since previous quarter
Quarter ending December 2017	3,226	
Quarter ending March 2018	3,274	→
Quarter ending June 2018	3,268	→
Quarter ending September 2018	3,278	→
Quarter ending December 2018	3,277	→
Variance since December 2017	1.6%	→



ACTIVITY



Month	Adjusted Scheduled Activity (UDA)	
	2018	2019
April	273	187
May	907	644
June	1,546	1,135
July	2,375	1,939
August	3,206	2,703
September	3,965	3,398
October	4,623	4,174
November	5,378	4,948
December	6,013	5,594
January	6,679	
February	7,575	
March	8,543	
April	8,944	
May	8,944	
June	8,944	

QUALITY

	Quantity	Base Number	Contract	AT	Region	England
% of FP17s for the same patient ID Re-attending within 3 months - Children	82	1,400	5.9%	9.5%	11.3%	11.8%
% of FP17s for the same patient ID Re-attending within 3 months - Adults	241	2,021	11.9%	15.0%	15.3%	15.6%
% of FP17s for the same patient ID Re-attending between 3 & 9 months - Children	1,002	1,400	71.6%	59.9%	61.1%	58.8%
% of FP17s for the same patient ID Re-attending between 3 & 9 months - Adults	922	2,021	45.6%	51.5%	52.4%	51.0%
% of FP17s for Band 1 Urgent Courses	232	3,237	7.2%	9.4%	9.5%	9.0%
% of FP17s Relating to Free Repair or Replacements	11	3,237	0.3%	0.5%	0.7%	0.8%
% of FP17s Relating to Continuations	9	3,237	0.3%	0.8%	0.8%	0.9%
% of Patients satisfied with the dentistry they have received	4	4	N/A	92.5%	93.1%	93.2%
% of Patients satisfied with the time they had to wait for an appointment	4	4	N/A	88.5%	87.8%	88.3%

* This is based on patients treated on this contract for their most recent course of treatment. Figures in italics indicate the base number of FP17s or Patient Questionnaire responses are less than 100. N/A is shown where the base number of responses is less than 10 during the period. % is calculated as Quantity/Base number*100

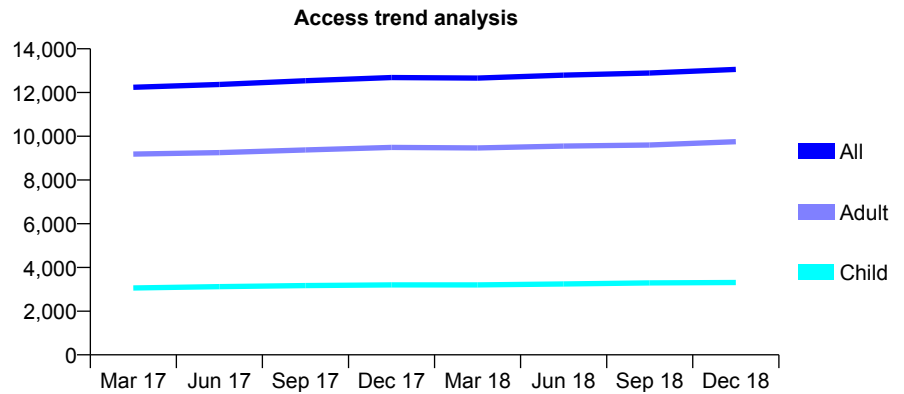
Q68 - Vital Signs At a Glance Contract Report for 825107/0003 - December 2018

Name or company name	MR S OBERAI
Contract type name	GDS Contract
Purpose of contract	General
Contract start date	01/04/2006
Contract end date	

18/19 Contracted general activity (UDA)	33,874
Carry forward general activity (UDA)	184
18/19 Contracted orthodontic activity (UOA)	0
Carry forward orthodontic activity (UOA)	0
Baseline contract value	£903,587.62

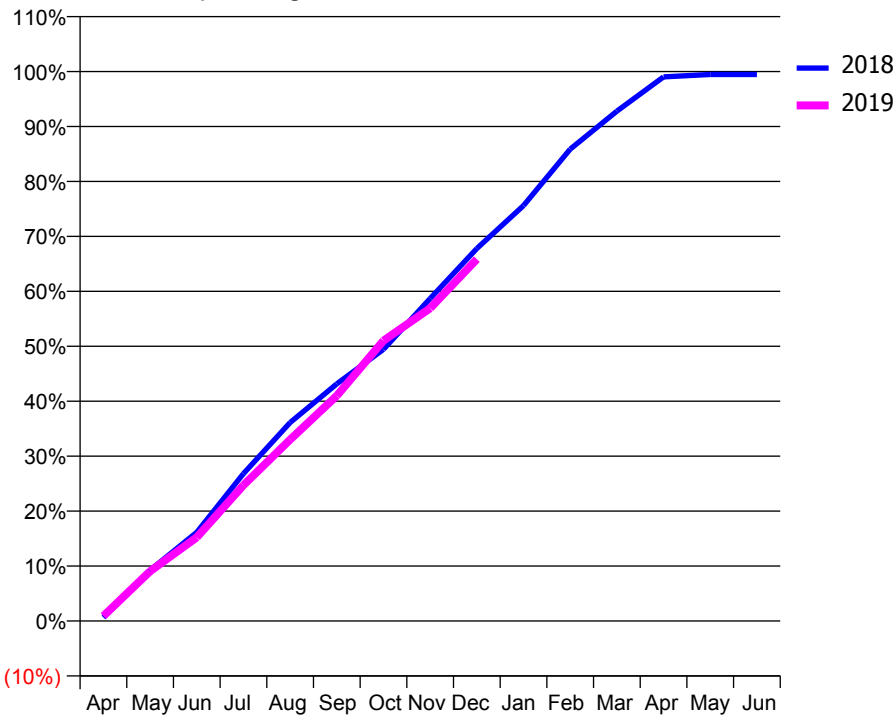
ACCESS*

Patients seen in 24 months	Total	Change since previous quarter
Quarter ending December 2017	12,688	
Quarter ending March 2018	12,664	→
Quarter ending June 2018	12,794	→
Quarter ending September 2018	12,890	→
Quarter ending December 2018	13,059	→
Variance since December 2017	2.9%	↑



ACTIVITY

Cumulative percentage of contracted UDA delivered 2018 & 2019



Month	Adjusted Scheduled Activity (UDA)	
	2018	2019
April	219	308
May	3,133	3,070
June	5,473	5,158
July	9,084	8,369
August	12,237	11,181
September	14,623	13,888
October	16,746	17,280
November	19,881	19,282
December	22,963	22,302
January	25,613	
February	29,085	
March	31,426	
April	33,542	
May	33,693	
June	33,690	

QUALITY

	Quantity	Base Number	Contract	AT	Region	England
% of FP17s for the same patient ID Re-attending within 3 months - Children	192	2,798	6.9%	9.5%	11.3%	11.8%
% of FP17s for the same patient ID Re-attending within 3 months - Adults	944	7,141	13.2%	15.0%	15.3%	15.6%
% of FP17s for the same patient ID Re-attending between 3 & 9 months - Children	1,104	2,798	39.5%	59.9%	61.1%	58.8%
% of FP17s for the same patient ID Re-attending between 3 & 9 months - Adults	2,288	7,141	32.0%	51.5%	52.4%	51.0%
% of FP17s for Band 1 Urgent Courses	1,633	9,082	18.0%	9.4%	9.5%	9.0%
% of FP17s Relating to Free Repair or Replacements	15	9,082	0.2%	0.5%	0.7%	0.8%
% of FP17s Relating to Continuations	18	9,082	0.2%	0.8%	0.8%	0.9%
% of Patients satisfied with the dentistry they have received	4	4	N/A	92.5%	93.1%	93.2%
% of Patients satisfied with the time they had to wait for an appointment	4	4	N/A	88.5%	87.8%	88.3%

* This is based on patients treated on this contract for their most recent course of treatment. Figures in italics indicate the base number of FP17s or Patient Questionnaire responses are less than 100. N/A is shown where the base number of responses is less than 10 during the period. % is calculated as Quantity/Base number*100

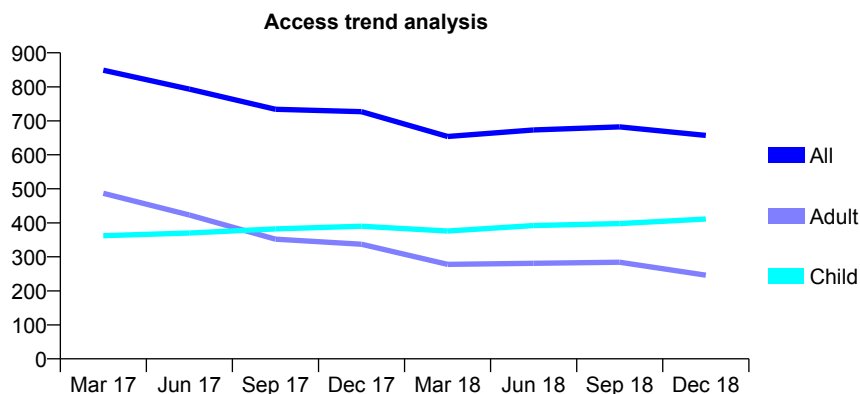
Q68 - Vital Signs At a Glance Contract Report for 825107/0011 - December 2018

Name or company name	Dr M Al-Zibari trading as West Horsley Den
Contract type name	GDS Contract
Purpose of contract	General
Contract start date	01/05/2012
Contract end date	

18/19 Contracted general activity (UDA)	1,676
Carry forward general activity (UDA)	0
18/19 Contracted orthodontic activity (UOA)	0
Carry forward orthodontic activity (UOA)	0
Baseline contract value	£40,591.17

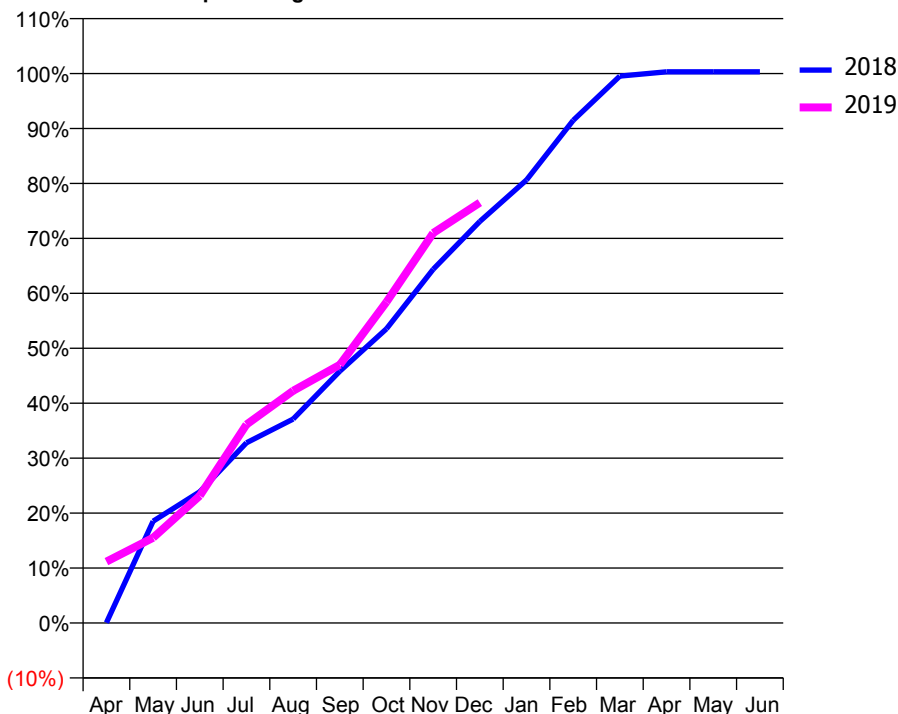
ACCESS*

Patients seen in 24 months	Total	Change since previous quarter
Quarter ending December 2017	727	
Quarter ending March 2018	654	↓
Quarter ending June 2018	673	↑
Quarter ending September 2018	682	→
Quarter ending December 2018	657	↓
Variance since December 2017	(9.6%)	↓



ACTIVITY

Cumulative percentage of contracted UDA delivered 2018 & 2019



Month	Adjusted Scheduled Activity (UDA)	
	2018	2019
April	1	187
May	310	260
June	400	388
July	550	605
August	622	708
September	768	788
October	897	979
November	1,079	1,190
December	1,225	1,282
January	1,351	
February	1,533	
March	1,668	
April	1,681	
May	1,681	
June	1,681	

QUALITY

	Quantity	Base Number	Contract	AT	Region	England
% of FP17s for the same patient ID Re-attending within 3 months - Children	55	513	10.7%	9.5%	11.3%	11.8%
% of FP17s for the same patient ID Re-attending within 3 months - Adults	22	154	14.3%	15.0%	15.3%	15.6%
% of FP17s for the same patient ID Re-attending between 3 & 9 months - Children	284	513	55.4%	59.9%	61.1%	58.8%
% of FP17s for the same patient ID Re-attending between 3 & 9 months - Adults	69	154	44.8%	51.5%	52.4%	51.0%
% of FP17s for Band 1 Urgent Courses	15	643	2.3%	9.4%	9.5%	9.0%
% of FP17s Relating to Free Repair or Replacements	0	643	0.0%	0.5%	0.7%	0.8%
% of FP17s Relating to Continuations	0	643	0.0%	0.8%	0.8%	0.9%
% of Patients satisfied with the dentistry they have received	1	1	N/A	92.5%	93.1%	93.2%
% of Patients satisfied with the time they had to wait for an appointment	1	1	N/A	88.5%	87.8%	88.3%

* This is based on patients treated on this contract for their most recent course of treatment. Figures in italics indicate the base number of FP17s or Patient Questionnaire responses are less than 100. N/A is shown where the base number of responses is less than 10 during the period. % is calculated as Quantity/Base number*100

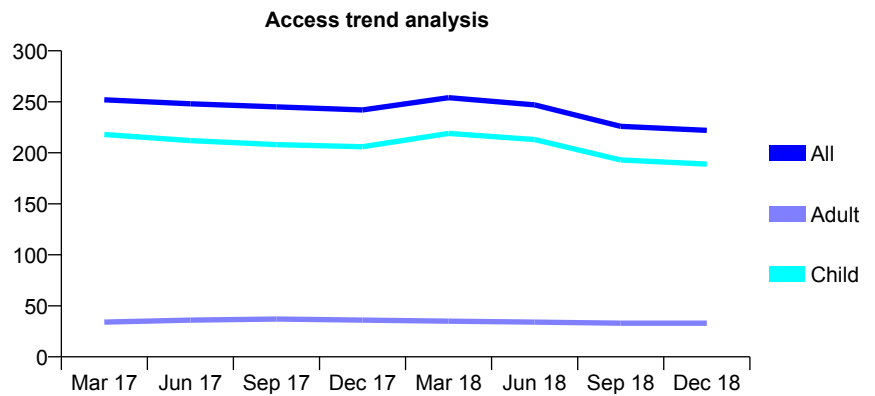
Q68 - Vital Signs At a Glance Contract Report for 829196/0001 - December 2018

Name or company name	DR JA JULLIEN
Contract type name	GDS Contract
Purpose of contract	General
Contract start date	01/04/2006
Contract end date	

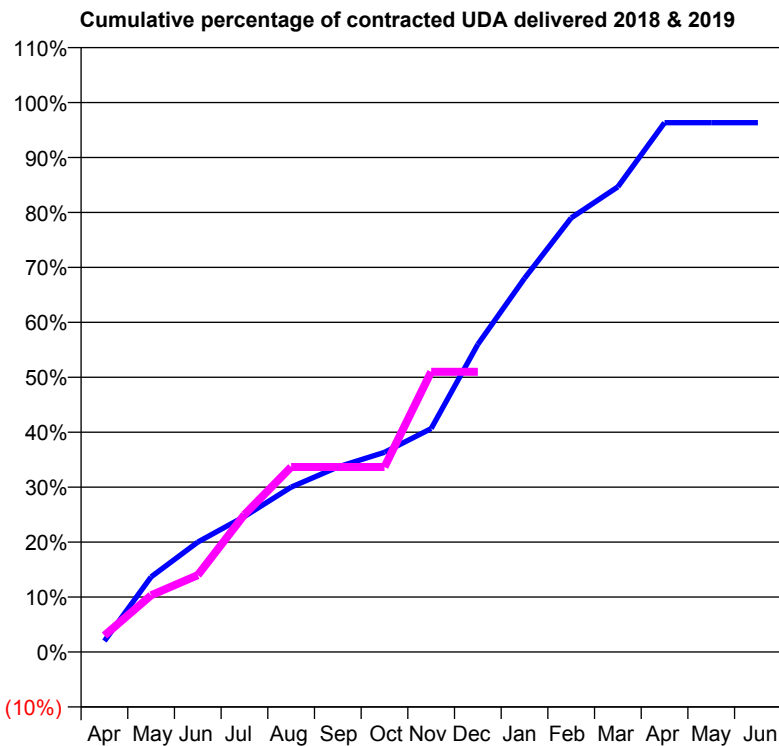
18/19 Contracted general activity (UDA)	300
Carry forward general activity (UDA)	11
18/19 Contracted orthodontic activity (UOA)	0
Carry forward orthodontic activity (UOA)	0
Baseline contract value	£6,857.00

ACCESS*

Patients seen in 24 months	Total	Change since previous quarter
Quarter ending December 2017	242	
Quarter ending March 2018	254	↑
Quarter ending June 2018	247	↓
Quarter ending September 2018	226	↓
Quarter ending December 2018	222	↓
Variance since December 2017	(8.3%)	↓



ACTIVITY



Month	Adjusted Scheduled Activity (UDA)	
	2018	2019
April	6	9
May	41	31
June	60	42
July	74	75
August	90	101
September	101	101
October	109	101
November	122	153
December	168	153
January	204	
February	237	
March	254	
April	289	
May	289	
June	289	

QUALITY

	Quantity	Base Number	Contract	AT	Region	England
% of FP17s for the same patient ID Re-attending within 3 months - Children	7	179	3.9%	9.5%	11.3%	11.8%
% of FP17s for the same patient ID Re-attending within 3 months - Adults	0	2	0.0%	15.0%	15.3%	15.6%
% of FP17s for the same patient ID Re-attending between 3 & 9 months - Children	84	179	46.9%	59.9%	61.1%	58.8%
% of FP17s for the same patient ID Re-attending between 3 & 9 months - Adults	2	2	100.0%	51.5%	52.4%	51.0%
% of FP17s for Band 1 Urgent Courses	1	152	0.7%	9.4%	9.5%	9.0%
% of FP17s Relating to Free Repair or Replacements	0	152	0.0%	0.5%	0.7%	0.8%
% of FP17s Relating to Continuations	0	152	0.0%	0.8%	0.8%	0.9%
% of Patients satisfied with the dentistry they have received	0	0	N/A	92.5%	93.1%	93.2%
% of Patients satisfied with the time they had to wait for an appointment	0	0	N/A	88.5%	87.8%	88.3%

* This is based on patients treated on this contract for their most recent course of treatment. Figures in italics indicate the base number of FP17s or Patient Questionnaire responses are less than 100. N/A is shown where the base number of responses is less than 10 during the period. % is calculated as Quantity/Base number*100

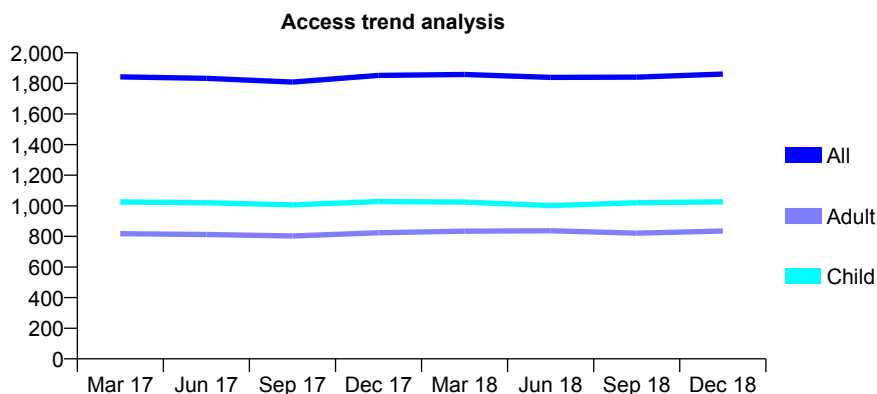
Q68 - Vital Signs At a Glance Contract Report for 831514/0002 - December 2018

Name or company name	MR NC GREEN
Contract type name	GDS Contract
Purpose of contract	General
Contract start date	01/04/2006
Contract end date	

18/19 Contracted general activity (UDA)	4,250
Carry forward general activity (UDA)	119
18/19 Contracted orthodontic activity (UOA)	0
Carry forward orthodontic activity (UOA)	0
Baseline contract value	£103,121.87

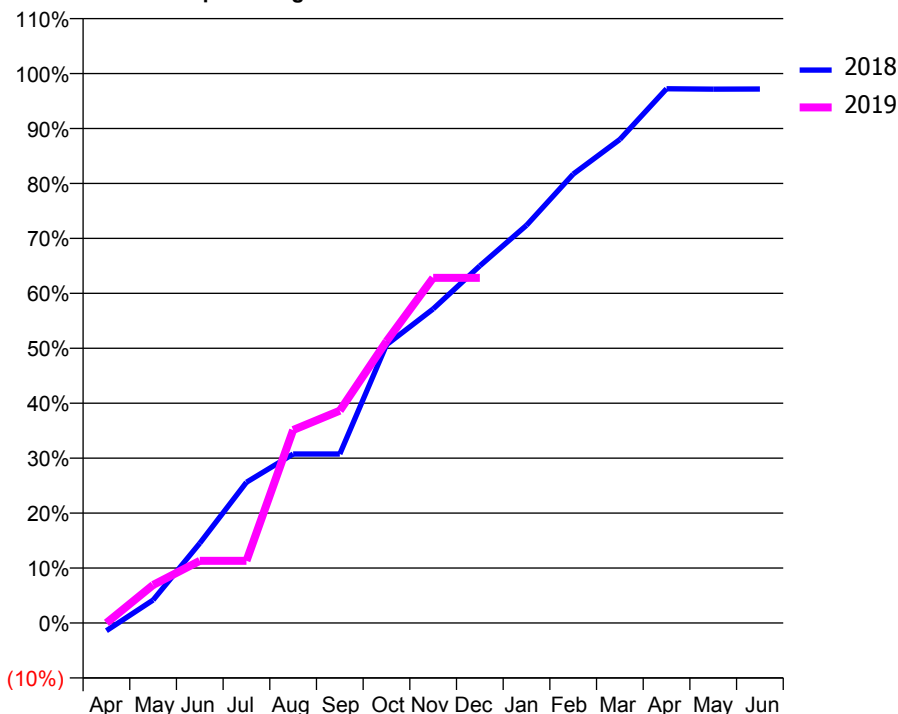
ACCESS*

Patients seen in 24 months	Total	Change since previous quarter
Quarter ending December 2017	1,852	
Quarter ending March 2018	1,858	→
Quarter ending June 2018	1,839	↓
Quarter ending September 2018	1,841	→
Quarter ending December 2018	1,861	→
Variance since December 2017	0.5%	→



ACTIVITY

Cumulative percentage of contracted UDA delivered 2018 & 2019



Month	Adjusted Scheduled Activity (UDA)	
	2018	2019
April	-60	0
May	178	295
June	617	481
July	1,088	481
August	1,307	1,493
September	1,307	1,642
October	2,152	2,179
November	2,430	2,669
December	2,762	2,669
January	3,076	
February	3,472	
March	3,740	
April	4,132	
May	4,129	
June	4,130	

QUALITY

	Quantity	Base Number	Contract	AT	Region	England
% of FP17s for the same patient ID Re-attending within 3 months - Children	48	1,126	4.3%	9.5%	11.3%	11.8%
% of FP17s for the same patient ID Re-attending within 3 months - Adults	91	804	11.3%	15.0%	15.3%	15.6%
% of FP17s for the same patient ID Re-attending between 3 & 9 months - Children	711	1,126	63.1%	59.9%	61.1%	58.8%
% of FP17s for the same patient ID Re-attending between 3 & 9 months - Adults	524	804	65.2%	51.5%	52.4%	51.0%
% of FP17s for Band 1 Urgent Courses	17	1,749	1.0%	9.4%	9.5%	9.0%
% of FP17s Relating to Free Repair or Replacements	2	1,749	0.1%	0.5%	0.7%	0.8%
% of FP17s Relating to Continuations	7	1,749	0.4%	0.8%	0.8%	0.9%
% of Patients satisfied with the dentistry they have received	0	0	N/A	92.5%	93.1%	93.2%
% of Patients satisfied with the time they had to wait for an appointment	0	0	N/A	88.5%	87.8%	88.3%

* This is based on patients treated on this contract for their most recent course of treatment. Figures in italics indicate the base number of FP17s or Patient Questionnaire responses are less than 100. N/A is shown where the base number of responses is less than 10 during the period. % is calculated as Quantity/Base number*100

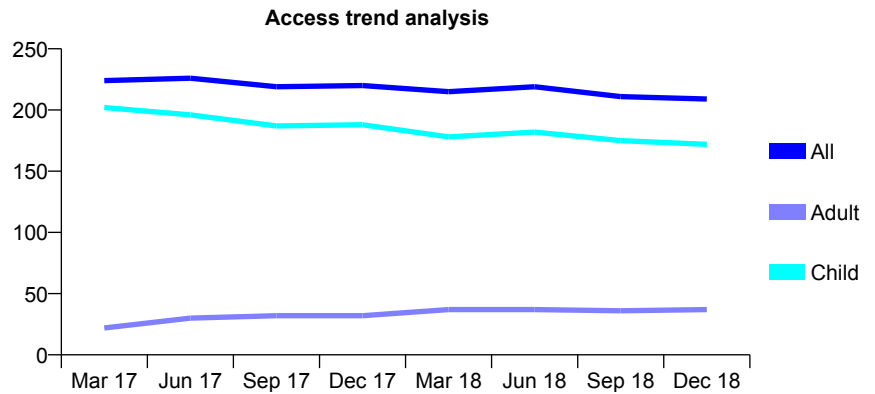
Q68 - Vital Signs At a Glance Contract Report for 833215/0001 - December 2018

Name or company name	MRS A SIMPKINS
Contract type name	GDS Contract
Purpose of contract	General
Contract start date	01/04/2006
Contract end date	

18/19 Contracted general activity (UDA)	325
Carry forward general activity (UDA)	0
18/19 Contracted orthodontic activity (UOA)	0
Carry forward orthodontic activity (UOA)	0
Baseline contract value	£9,514.00

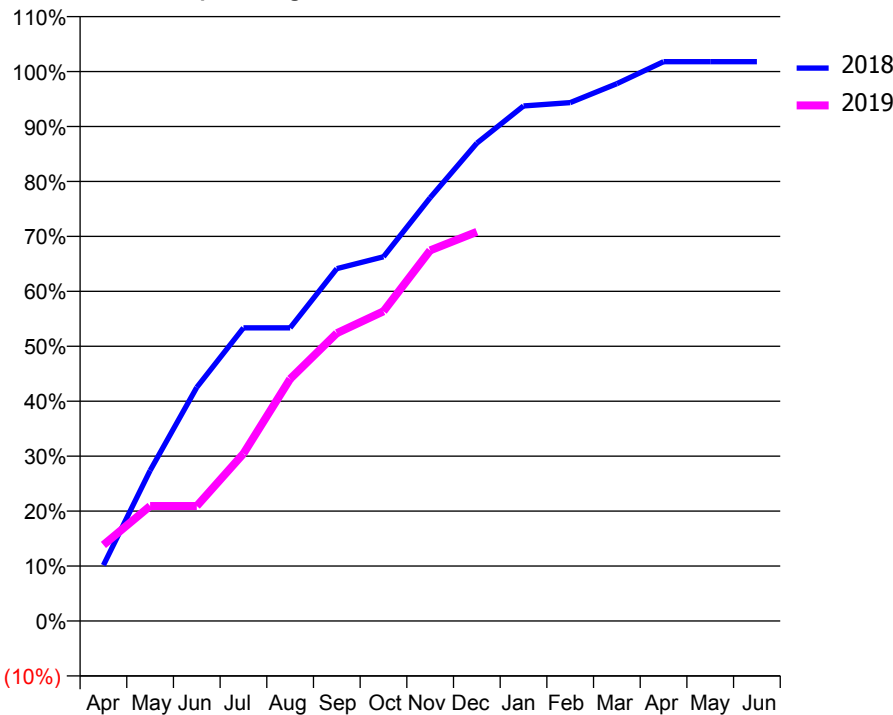
ACCESS*

Patients seen in 24 months	Total	Change since previous quarter
Quarter ending December 2017	220	
Quarter ending March 2018	215	↓
Quarter ending June 2018	219	→
Quarter ending September 2018	211	↓
Quarter ending December 2018	209	→
Variance since December 2017	(5.0%)	↓



ACTIVITY

Cumulative percentage of contracted UDA delivered 2018 & 2019



Month	Adjusted Scheduled Activity (UDA)	
	2018	2019
April	33	45
May	89	68
June	138	68
July	173	99
August	173	143
September	208	170
October	215	183
November	250	219
December	283	230
January	305	
February	307	
March	318	
April	331	
May	331	
June	331	

QUALITY

	Quantity	Base Number	Contract	AT	Region	England
% of FP17s for the same patient ID Re-attending within 3 months - Children	3	194	1.5%	9.5%	11.3%	11.8%
% of FP17s for the same patient ID Re-attending within 3 months - Adults	0	12	0.0%	15.0%	15.3%	15.6%
% of FP17s for the same patient ID Re-attending between 3 & 9 months - Children	93	194	47.9%	59.9%	61.1%	58.8%
% of FP17s for the same patient ID Re-attending between 3 & 9 months - Adults	4	12	33.3%	51.5%	52.4%	51.0%
% of FP17s for Band 1 Urgent Courses	2	196	1.0%	9.4%	9.5%	9.0%
% of FP17s Relating to Free Repair or Replacements	0	196	0.0%	0.5%	0.7%	0.8%
% of FP17s Relating to Continuations	0	196	0.0%	0.8%	0.8%	0.9%
% of Patients satisfied with the dentistry they have received	0	0	N/A	92.5%	93.1%	93.2%
% of Patients satisfied with the time they had to wait for an appointment	0	0	N/A	88.5%	87.8%	88.3%

* This is based on patients treated on this contract for their most recent course of treatment. Figures in italics indicate the base number of FP17s or Patient Questionnaire responses are less than 100. N/A is shown where the base number of responses is less than 10 during the period. % is calculated as Quantity/Base number*100

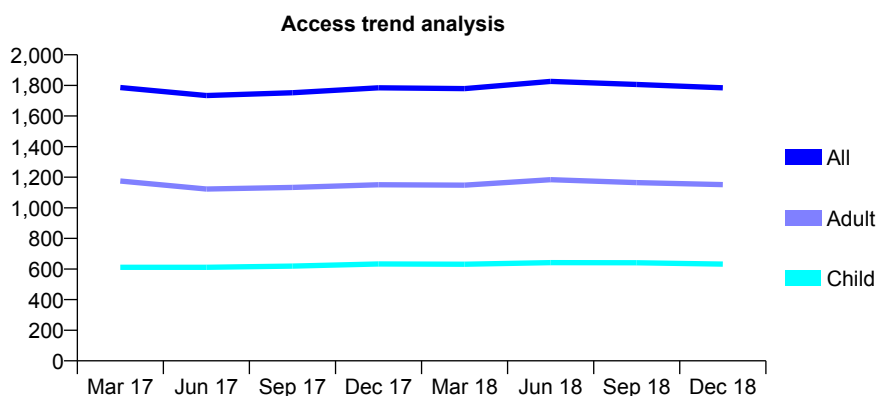
Q68 - Vital Signs At a Glance Contract Report for 833576/0001 - December 2018

Name or company name	MR CS HOUSTON
Contract type name	GDS Contract
Purpose of contract	General
Contract start date	01/04/2006
Contract end date	

18/19 Contracted general activity (UDA)	5,304
Carry forward general activity (UDA)	33
18/19 Contracted orthodontic activity (UOA)	0
Carry forward orthodontic activity (UOA)	0
Baseline contract value	£169,537.15

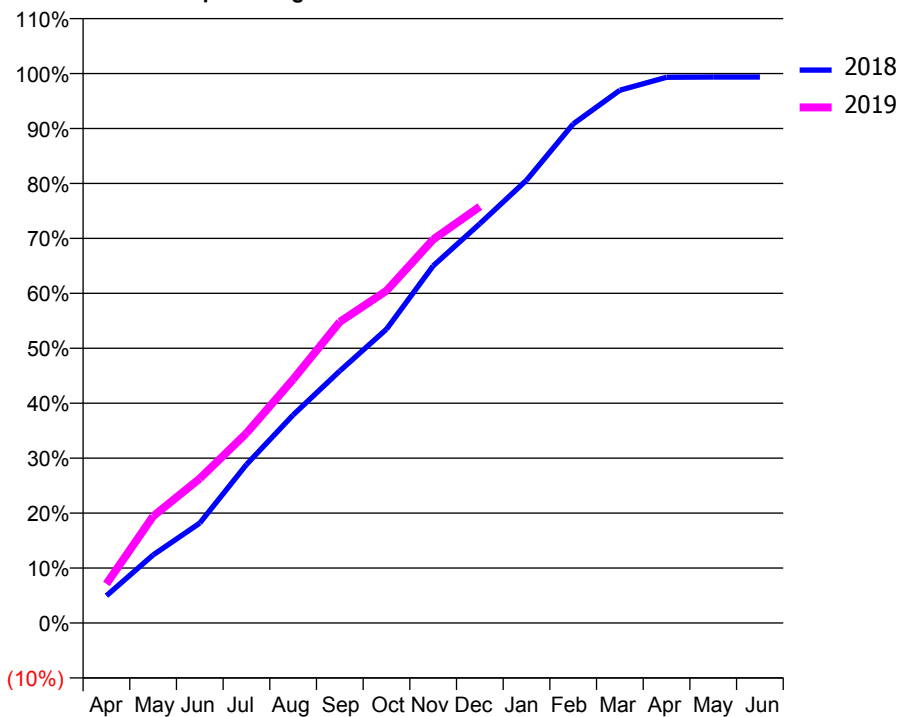
ACCESS*

Patients seen in 24 months	Total	Change since previous quarter
Quarter ending December 2017	1,784	
Quarter ending March 2018	1,779	→
Quarter ending June 2018	1,826	↑
Quarter ending September 2018	1,806	↓
Quarter ending December 2018	1,784	↓
Variance since December 2017	0.0%	→



ACTIVITY

Cumulative percentage of contracted UDA delivered 2018 & 2019



Month	Adjusted Scheduled Activity (UDA)	
	2018	2019
April	264	378
May	657	1,031
June	965	1,394
July	1,530	1,832
August	2,009	2,352
September	2,434	2,907
October	2,836	3,206
November	3,448	3,702
December	3,854	4,020
January	4,274	
February	4,817	
March	5,143	
April	5,267	
May	5,270	
June	5,270	

QUALITY

	Quantity	Base Number	Contract	AT	Region	England
% of FP17s for the same patient ID Re-attending within 3 months - Children	66	762	8.7%	9.5%	11.3%	11.8%
% of FP17s for the same patient ID Re-attending within 3 months - Adults	138	1,221	11.3%	15.0%	15.3%	15.6%
% of FP17s for the same patient ID Re-attending between 3 & 9 months - Children	527	762	69.2%	59.9%	61.1%	58.8%
% of FP17s for the same patient ID Re-attending between 3 & 9 months - Adults	768	1,221	62.9%	51.5%	52.4%	51.0%
% of FP17s for Band 1 Urgent Courses	163	1,914	8.5%	9.4%	9.5%	9.0%
% of FP17s Relating to Free Repair or Replacements	0	1,914	0.0%	0.5%	0.7%	0.8%
% of FP17s Relating to Continuations	5	1,914	0.3%	0.8%	0.8%	0.9%
% of Patients satisfied with the dentistry they have received	4	4	N/A	92.5%	93.1%	93.2%
% of Patients satisfied with the time they had to wait for an appointment	4	4	N/A	88.5%	87.8%	88.3%

* This is based on patients treated on this contract for their most recent course of treatment. Figures in italics indicate the base number of FP17s or Patient Questionnaire responses are less than 100. N/A is shown where the base number of responses is less than 10 during the period. % is calculated as Quantity/Base number*100

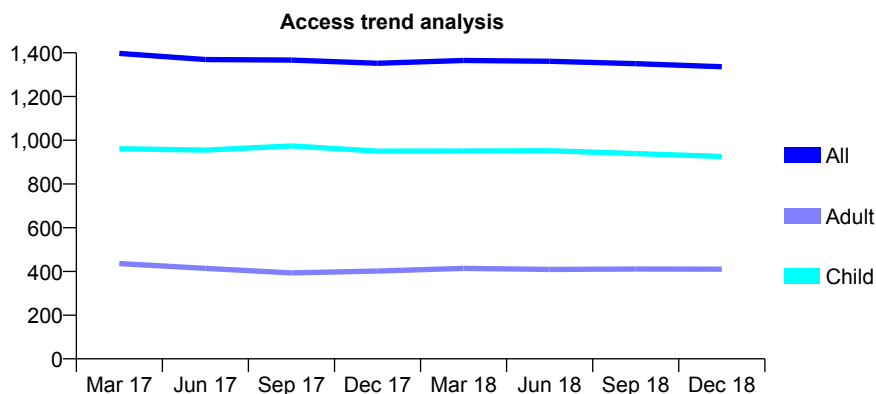
Q68 - Vital Signs At a Glance Contract Report for 834777/0001 - December 2018

Name or company name	MR C WOOD
Contract type name	GDS Contract
Purpose of contract	General
Contract start date	01/04/2006
Contract end date	

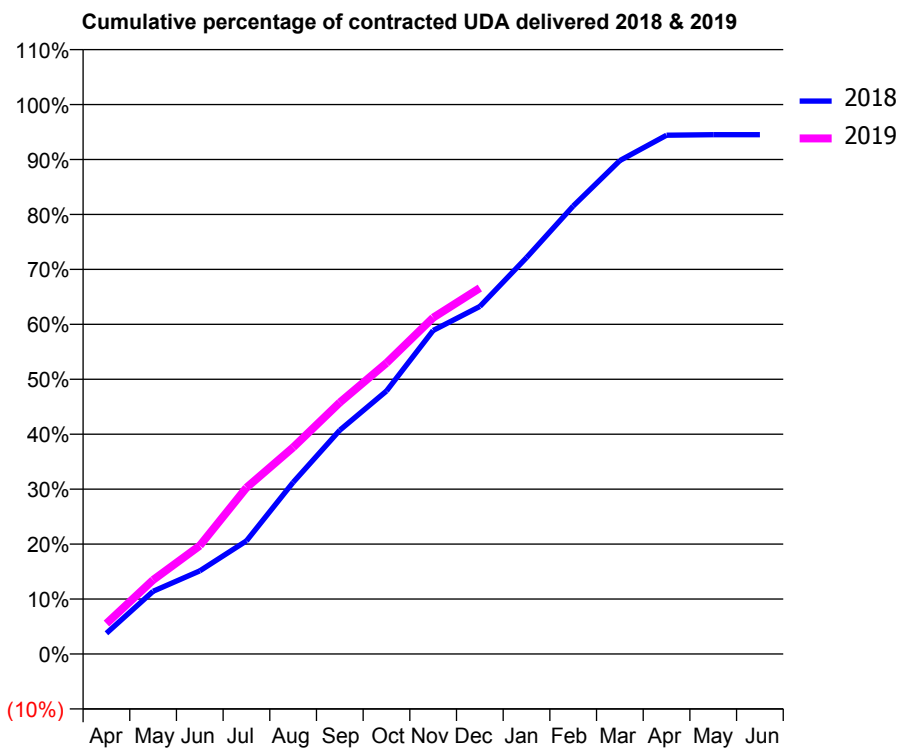
18/19 Contracted general activity (UDA)	3,000
Carry forward general activity (UDA)	0
18/19 Contracted orthodontic activity (UOA)	0
Carry forward orthodontic activity (UOA)	0
Baseline contract value	£72,572.71

ACCESS*

Patients seen in 24 months	Total	Change since previous quarter
Quarter ending December 2017	1,352	
Quarter ending March 2018	1,365	→
Quarter ending June 2018	1,361	→
Quarter ending September 2018	1,350	→
Quarter ending December 2018	1,336	↓
Variance since December 2017	(1.2%)	↓



ACTIVITY



Month	Adjusted Scheduled Activity (UDA)	
	2018	2019
April	113	167
May	342	405
June	454	591
July	618	908
August	938	1,128
September	1,222	1,373
October	1,436	1,589
November	1,766	1,837
December	1,898	1,998
January	2,164	
February	2,446	
March	2,694	
April	2,832	
May	2,835	
June	2,835	

QUALITY

	Quantity	Base Number	Contract	AT	Region	England
% of FP17s for the same patient ID Re-attending within 3 months - Children	63	1,089	5.8%	9.5%	11.3%	11.8%
% of FP17s for the same patient ID Re-attending within 3 months - Adults	37	366	10.1%	15.0%	15.3%	15.6%
% of FP17s for the same patient ID Re-attending between 3 & 9 months - Children	728	1,089	66.9%	59.9%	61.1%	58.8%
% of FP17s for the same patient ID Re-attending between 3 & 9 months - Adults	212	366	57.9%	51.5%	52.4%	51.0%
% of FP17s for Band 1 Urgent Courses	77	1,380	5.6%	9.4%	9.5%	9.0%
% of FP17s Relating to Free Repair or Replacements	0	1,380	0.0%	0.5%	0.7%	0.8%
% of FP17s Relating to Continuations	9	1,380	0.7%	0.8%	0.8%	0.9%
% of Patients satisfied with the dentistry they have received	1	1	N/A	92.5%	93.1%	93.2%
% of Patients satisfied with the time they had to wait for an appointment	1	1	N/A	88.5%	87.8%	88.3%

* This is based on patients treated on this contract for their most recent course of treatment. Figures in italics indicate the base number of FP17s or Patient Questionnaire responses are less than 100. N/A is shown where the base number of responses is less than 10 during the period. % is calculated as Quantity/Base number*100

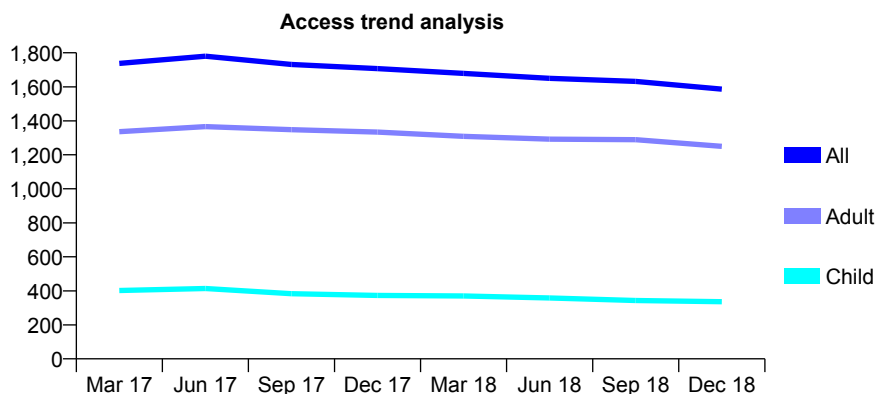
Q68 - Vital Signs At a Glance Contract Report for 835005/0001 - December 2018

Name or company name	MR R FERNANDES
Contract type name	GDS Contract
Purpose of contract	General
Contract start date	01/04/2006
Contract end date	

18/19 Contracted general activity (UDA)	7,748
Carry forward general activity (UDA)	0
18/19 Contracted orthodontic activity (UOA)	0
Carry forward orthodontic activity (UOA)	0
Baseline contract value	£216,141.97

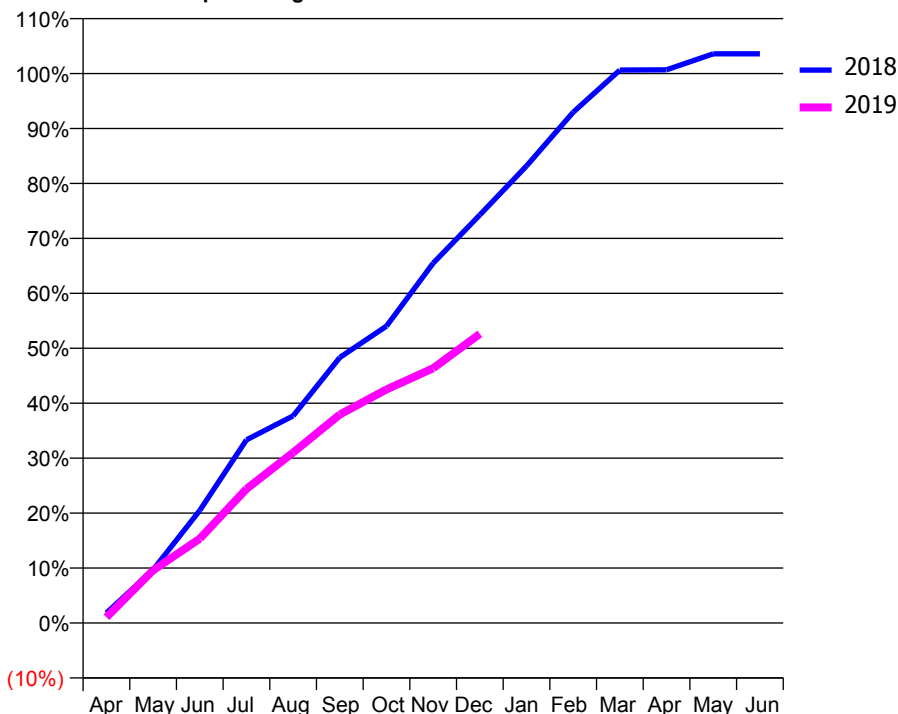
ACCESS*

Patients seen in 24 months	Total	Change since previous quarter
Quarter ending December 2017	1,707	
Quarter ending March 2018	1,679	↓
Quarter ending June 2018	1,650	↓
Quarter ending September 2018	1,632	↓
Quarter ending December 2018	1,586	↓
Variance since December 2017	(7.1%)	↓



ACTIVITY

Cumulative percentage of contracted UDA delivered 2018 & 2019



Month	Adjusted Scheduled Activity (UDA)	
	2018	2019
April	142	82
May	751	743
June	1,587	1,189
July	2,583	1,890
August	2,920	2,404
September	3,745	2,939
October	4,186	3,294
November	5,075	3,592
December	5,754	4,078
January	6,444	
February	7,201	
March	7,796	
April	7,800	
May	8,026	
June	8,026	

QUALITY

	Quantity	Base Number	Contract	AT	Region	England
% of FP17s for the same patient ID Re-attending within 3 months - Children	6	238	2.5%	9.5%	11.3%	11.8%
% of FP17s for the same patient ID Re-attending within 3 months - Adults	114	961	11.9%	15.0%	15.3%	15.6%
% of FP17s for the same patient ID Re-attending between 3 & 9 months - Children	86	238	36.1%	59.9%	61.1%	58.8%
% of FP17s for the same patient ID Re-attending between 3 & 9 months - Adults	453	961	47.1%	51.5%	52.4%	51.0%
% of FP17s for Band 1 Urgent Courses	70	1,122	6.2%	9.4%	9.5%	9.0%
% of FP17s Relating to Free Repair or Replacements	2	1,122	0.2%	0.5%	0.7%	0.8%
% of FP17s Relating to Continuations	18	1,122	1.6%	0.8%	0.8%	0.9%
% of Patients satisfied with the dentistry they have received	0	0	N/A	92.5%	93.1%	93.2%
% of Patients satisfied with the time they had to wait for an appointment	0	0	N/A	88.5%	87.8%	88.3%

* This is based on patients treated on this contract for their most recent course of treatment. Figures in italics indicate the base number of FP17s or Patient Questionnaire responses are less than 100. N/A is shown where the base number of responses is less than 10 during the period. % is calculated as Quantity/Base number*100

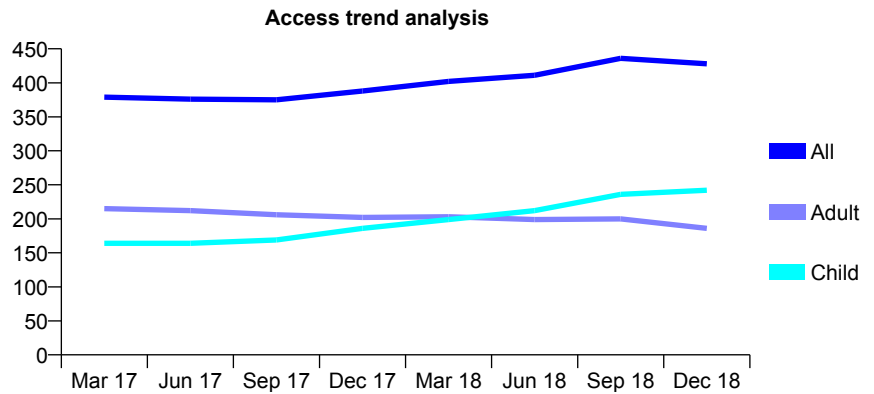
Q68 - Vital Signs At a Glance Contract Report for 836206/0001 - December 2018

Name or company name	MISS DA BRUMMITT
Contract type name	GDS Contract
Purpose of contract	General
Contract start date	01/04/2006
Contract end date	

18/19 Contracted general activity (UDA)	1,801
Carry forward general activity (UDA)	0
18/19 Contracted orthodontic activity (UOA)	0
Carry forward orthodontic activity (UOA)	0
Baseline contract value	£43,725.40

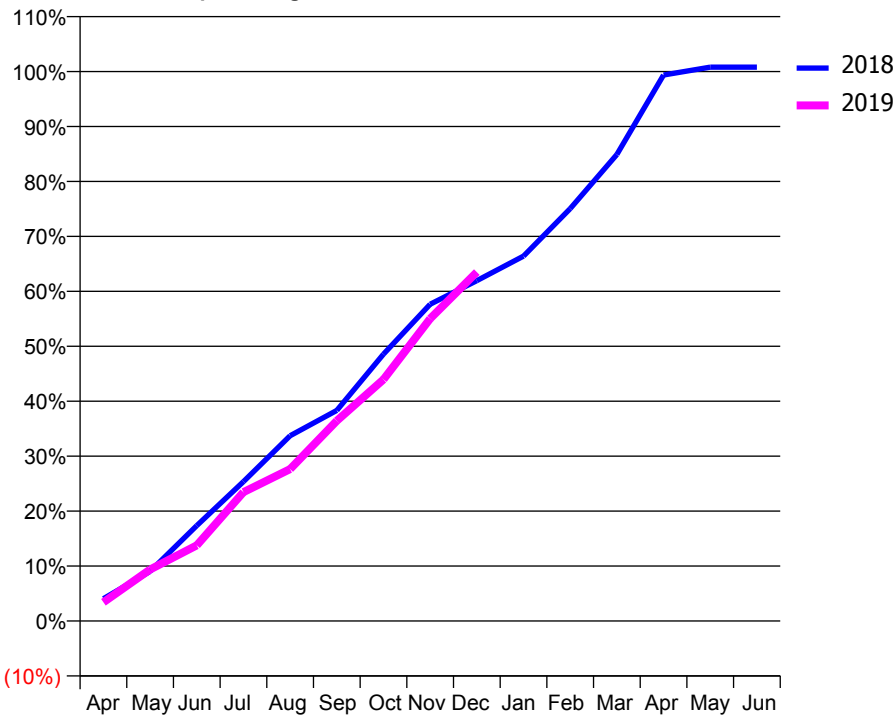
ACCESS*

Patients seen in 24 months	Total	Change since previous quarter
Quarter ending December 2017	388	
Quarter ending March 2018	402	↑
Quarter ending June 2018	411	↑
Quarter ending September 2018	436	↑
Quarter ending December 2018	428	↓
Variance since December 2017	10.3%	↑



ACTIVITY

Cumulative percentage of contracted UDA delivered 2018 & 2019



Adjusted Scheduled Activity (UDA)		
Month	2018	2019
April	73	61
May	163	169
June	313	248
July	457	422
August	607	498
September	690	656
October	875	792
November	1,038	991
December	1,115	1,143
January	1,196	
February	1,351	
March	1,529	
April	1,789	
May	1,815	
June	1,815	

QUALITY

	Quantity	Base Number	Contract	AT	Region	England
% of FP17s for the same patient ID Re-attending within 3 months - Children	130	482	27.0%	9.5%	11.3%	11.8%
% of FP17s for the same patient ID Re-attending within 3 months - Adults	41	183	22.4%	15.0%	15.3%	15.6%
% of FP17s for the same patient ID Re-attending between 3 & 9 months - Children	253	482	52.5%	59.9%	61.1%	58.8%
% of FP17s for the same patient ID Re-attending between 3 & 9 months - Adults	111	183	60.7%	51.5%	52.4%	51.0%
% of FP17s for Band 1 Urgent Courses	24	545	4.4%	9.4%	9.5%	9.0%
% of FP17s Relating to Free Repair or Replacements	0	545	0.0%	0.5%	0.7%	0.8%
% of FP17s Relating to Continuations	0	545	0.0%	0.8%	0.8%	0.9%
% of Patients satisfied with the dentistry they have received	1	2	N/A	92.5%	93.1%	93.2%
% of Patients satisfied with the time they had to wait for an appointment	1	2	N/A	88.5%	87.8%	88.3%

* This is based on patients treated on this contract for their most recent course of treatment. Figures in italics indicate the base number of FP17s or Patient Questionnaire responses are less than 100. N/A is shown where the base number of responses is less than 10 during the period. % is calculated as Quantity/Base number*100

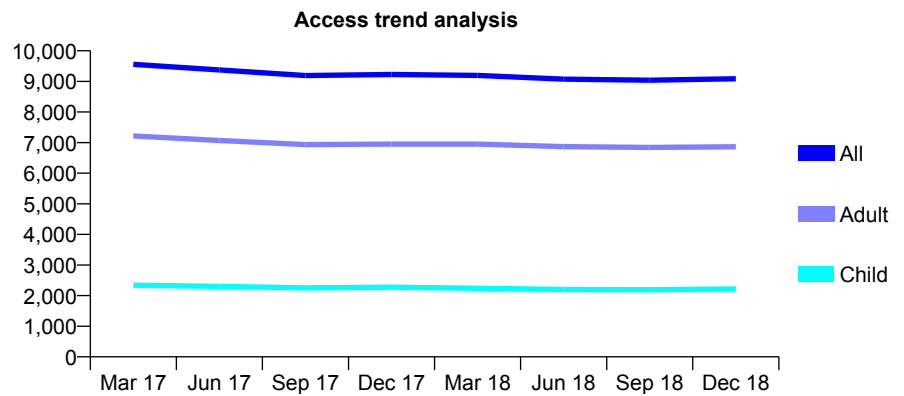
Q68 - Vital Signs At a Glance Contract Report for 840130/0002 - December 2018

Name or company name	MR RW GORROD
Contract type name	GDS Contract
Purpose of contract	General
Contract start date	01/04/2014
Contract end date	

18/19 Contracted general activity (UDA)	27,200
Carry forward general activity (UDA)	0
18/19 Contracted orthodontic activity (UOA)	0
Carry forward orthodontic activity (UOA)	0
Baseline contract value	£686,644.56

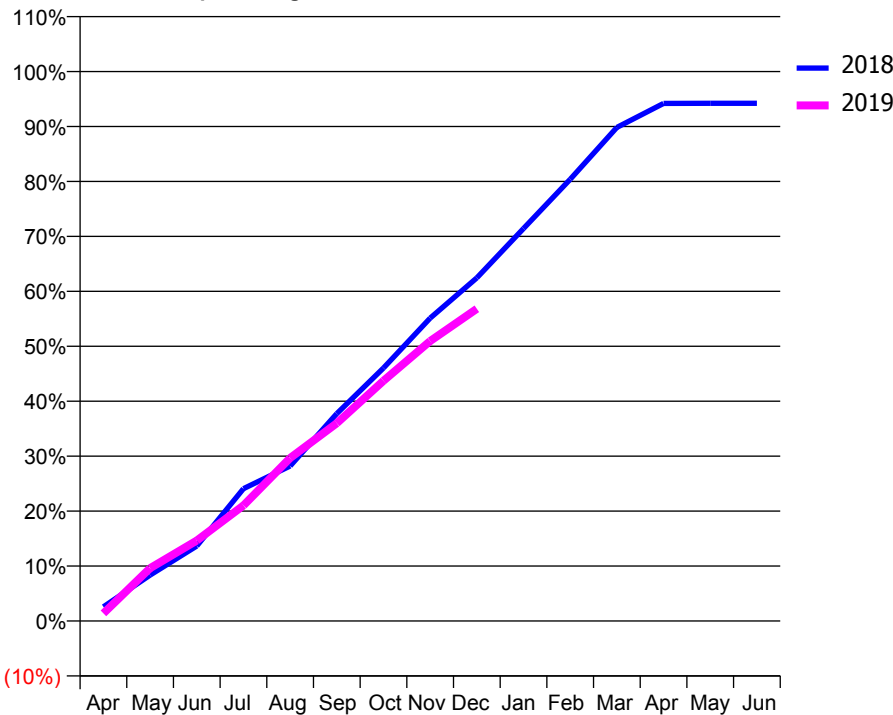
ACCESS*

Patients seen in 24 months	Total	Change since previous quarter
Quarter ending December 2017	9,226	
Quarter ending March 2018	9,194	→
Quarter ending June 2018	9,075	↓
Quarter ending September 2018	9,041	→
Quarter ending December 2018	9,087	→
Variance since December 2017	(1.5%)	↓



ACTIVITY

Cumulative percentage of contracted UDA delivered 2018 & 2019



Month	Adjusted Scheduled Activity (UDA)	
	2018	2019
April	644	377
May	2,077	2,619
June	3,390	3,985
July	5,980	5,721
August	7,003	8,071
September	9,370	9,795
October	11,431	11,891
November	13,684	13,859
December	15,500	15,456
January	17,730	
February	19,954	
March	22,297	
April	23,383	
May	23,386	
June	23,387	

QUALITY

	Quantity	Base Number	Contract	AT	Region	England
% of FP17s for the same patient ID Re-attending within 3 months - Children	73	2,063	3.5%	9.5%	11.3%	11.8%
% of FP17s for the same patient ID Re-attending within 3 months - Adults	616	6,026	10.2%	15.0%	15.3%	15.6%
% of FP17s for the same patient ID Re-attending between 3 & 9 months - Children	1,146	2,063	55.6%	59.9%	61.1%	58.8%
% of FP17s for the same patient ID Re-attending between 3 & 9 months - Adults	2,351	6,026	39.0%	51.5%	52.4%	51.0%
% of FP17s for Band 1 Urgent Courses	330	7,566	4.4%	9.4%	9.5%	9.0%
% of FP17s Relating to Free Repair or Replacements	10	7,566	0.1%	0.5%	0.7%	0.8%
% of FP17s Relating to Continuations	122	7,566	1.6%	0.8%	0.8%	0.9%
% of Patients satisfied with the dentistry they have received	1	1	N/A	92.5%	93.1%	93.2%
% of Patients satisfied with the time they had to wait for an appointment	1	1	N/A	88.5%	87.8%	88.3%

* This is based on patients treated on this contract for their most recent course of treatment. Figures in italics indicate the base number of FP17s or Patient Questionnaire responses are less than 100. N/A is shown where the base number of responses is less than 10 during the period. % is calculated as Quantity/Base number*100

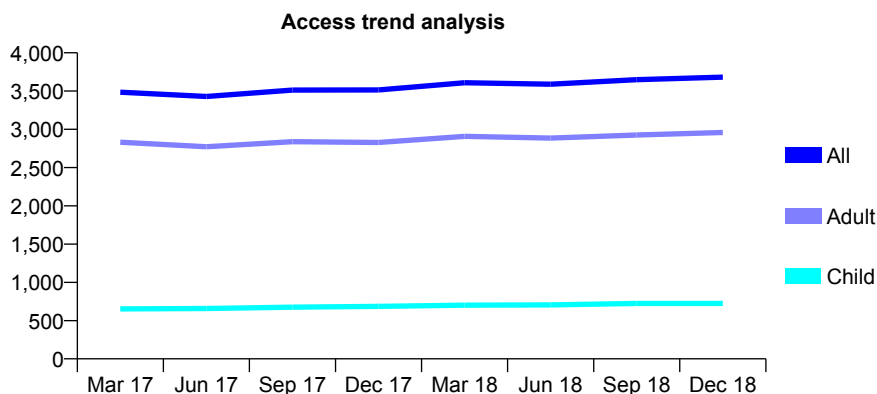
Q68 - Vital Signs At a Glance Contract Report for 842796/0001 - December 2018

Name or company name	MR T GHASEMI
Contract type name	GDS Contract
Purpose of contract	General
Contract start date	01/04/2006
Contract end date	

18/19 Contracted general activity (UDA)	10,559
Carry forward general activity (UDA)	414
18/19 Contracted orthodontic activity (UOA)	0
Carry forward orthodontic activity (UOA)	0
Baseline contract value	£351,970.91

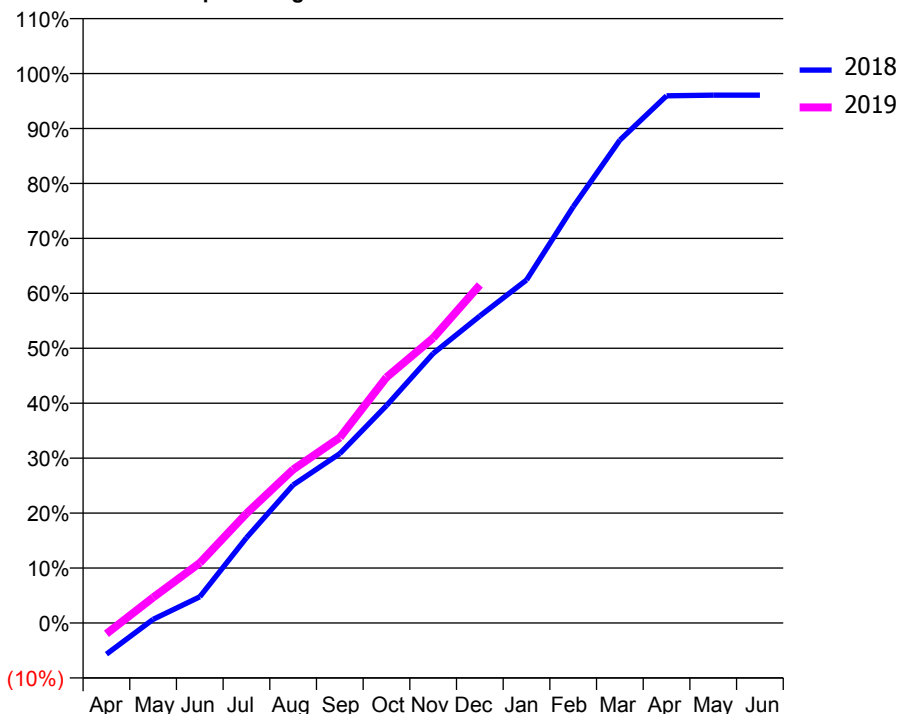
ACCESS*

Patients seen in 24 months	Total	Change since previous quarter
Quarter ending December 2017	3,514	
Quarter ending March 2018	3,609	↑
Quarter ending June 2018	3,590	→
Quarter ending September 2018	3,649	→
Quarter ending December 2018	3,682	→
Variance since December 2017	4.8%	↑



ACTIVITY

Cumulative percentage of contracted UDA delivered 2018 & 2019



Month	Adjusted Scheduled Activity (UDA)	
	2018	2019
April	-600	-210
May	71	491
June	504	1,155
July	1,638	2,104
August	2,653	2,951
September	3,256	3,564
October	4,179	4,720
November	5,179	5,478
December	5,899	6,497
January	6,591	
February	7,998	
March	9,280	
April	10,131	
May	10,144	
June	10,144	

QUALITY

	Quantity	Base Number	Contract	AT	Region	England
% of FP17s for the same patient ID Re-attending within 3 months - Children	19	646	2.9%	9.5%	11.3%	11.8%
% of FP17s for the same patient ID Re-attending within 3 months - Adults	255	2,678	9.5%	15.0%	15.3%	15.6%
% of FP17s for the same patient ID Re-attending between 3 & 9 months - Children	266	646	41.2%	59.9%	61.1%	58.8%
% of FP17s for the same patient ID Re-attending between 3 & 9 months - Adults	1,219	2,678	45.5%	51.5%	52.4%	51.0%
% of FP17s for Band 1 Urgent Courses	204	3,102	6.6%	9.4%	9.5%	9.0%
% of FP17s Relating to Free Repair or Replacements	4	3,102	0.1%	0.5%	0.7%	0.8%
% of FP17s Relating to Continuations	21	3,102	0.7%	0.8%	0.8%	0.9%
% of Patients satisfied with the dentistry they have received	1	1	N/A	92.5%	93.1%	93.2%
% of Patients satisfied with the time they had to wait for an appointment	0	1	N/A	88.5%	87.8%	88.3%

* This is based on patients treated on this contract for their most recent course of treatment. Figures in italics indicate the base number of FP17s or Patient Questionnaire responses are less than 100. N/A is shown where the base number of responses is less than 10 during the period. % is calculated as Quantity/Base number*100

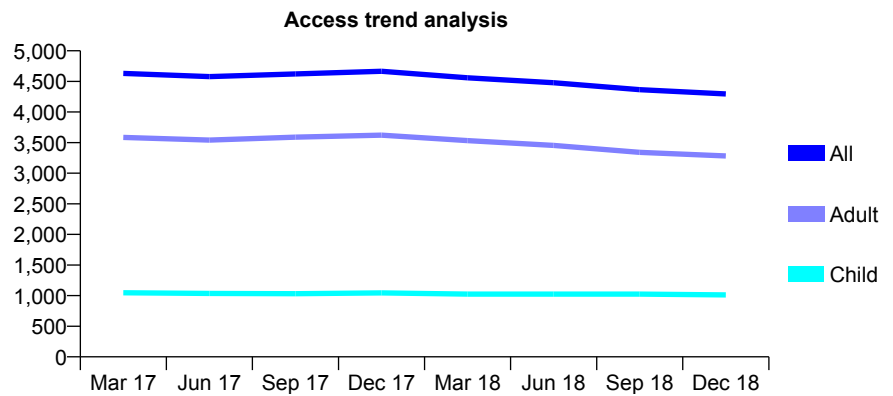
Q68 - Vital Signs At a Glance Contract Report for 842885/0001 - December 2018

Name or company name	Quality Dental Brighton
Contract type name	GDS Contract
Purpose of contract	General
Contract start date	08/05/2006
Contract end date	

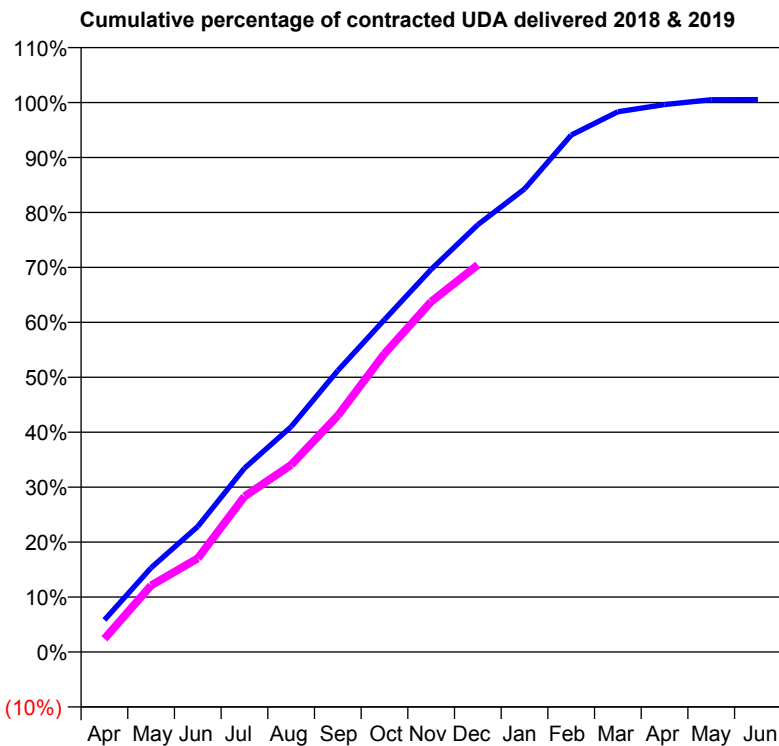
18/19 Contracted general activity (UDA)	9,574
Carry forward general activity (UDA)	0
18/19 Contracted orthodontic activity (UOA)	0
Carry forward orthodontic activity (UOA)	0
Baseline contract value	£255,721.46

ACCESS*

Patients seen in 24 months	Total	Change since previous quarter
Quarter ending December 2017	4,666	
Quarter ending March 2018	4,559	↓
Quarter ending June 2018	4,478	↓
Quarter ending September 2018	4,365	↓
Quarter ending December 2018	4,296	↓
Variance since December 2017	(7.9%)	↓



ACTIVITY



Month	Adjusted Scheduled Activity (UDA)	
	2018	2019
April	559	232
May	1,467	1,160
June	2,187	1,631
July	3,203	2,711
August	3,926	3,261
September	4,903	4,117
October	5,790	5,199
November	6,666	6,104
December	7,446	6,745
January	8,067	
February	9,007	
March	9,412	
April	9,538	
May	9,622	
June	9,624	

QUALITY

	Quantity	Base Number	Contract	AT	Region	England
% of FP17s for the same patient ID Re-attending within 3 months - Children	68	1,094	6.2%	9.5%	11.3%	11.8%
% of FP17s for the same patient ID Re-attending within 3 months - Adults	322	3,256	9.9%	15.0%	15.3%	15.6%
% of FP17s for the same patient ID Re-attending between 3 & 9 months - Children	611	1,094	55.9%	59.9%	61.1%	58.8%
% of FP17s for the same patient ID Re-attending between 3 & 9 months - Adults	1,813	3,256	55.7%	51.5%	52.4%	51.0%
% of FP17s for Band 1 Urgent Courses	307	4,091	7.5%	9.4%	9.5%	9.0%
% of FP17s Relating to Free Repair or Replacements	0	4,091	0.0%	0.5%	0.7%	0.8%
% of FP17s Relating to Continuations	1	4,091	0.0%	0.8%	0.8%	0.9%
% of Patients satisfied with the dentistry they have received	1	1	N/A	92.5%	93.1%	93.2%
% of Patients satisfied with the time they had to wait for an appointment	1	1	N/A	88.5%	87.8%	88.3%

* This is based on patients treated on this contract for their most recent course of treatment. Figures in italics indicate the base number of FP17s or Patient Questionnaire responses are less than 100. N/A is shown where the base number of responses is less than 10 during the period. % is calculated as Quantity/Base number*100

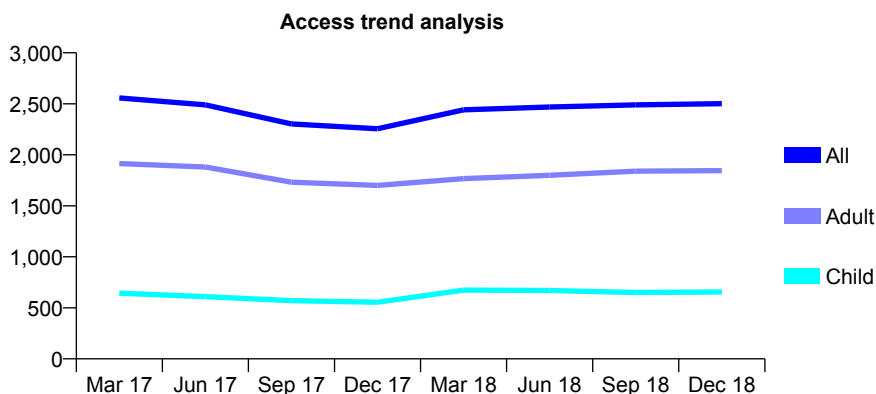
Q68 - Vital Signs At a Glance Contract Report for 842974/0001 - December 2018

Name or company name	MRS ME LARSSON ANDREASSON
Contract type name	GDS Contract
Purpose of contract	General
Contract start date	01/04/2006
Contract end date	

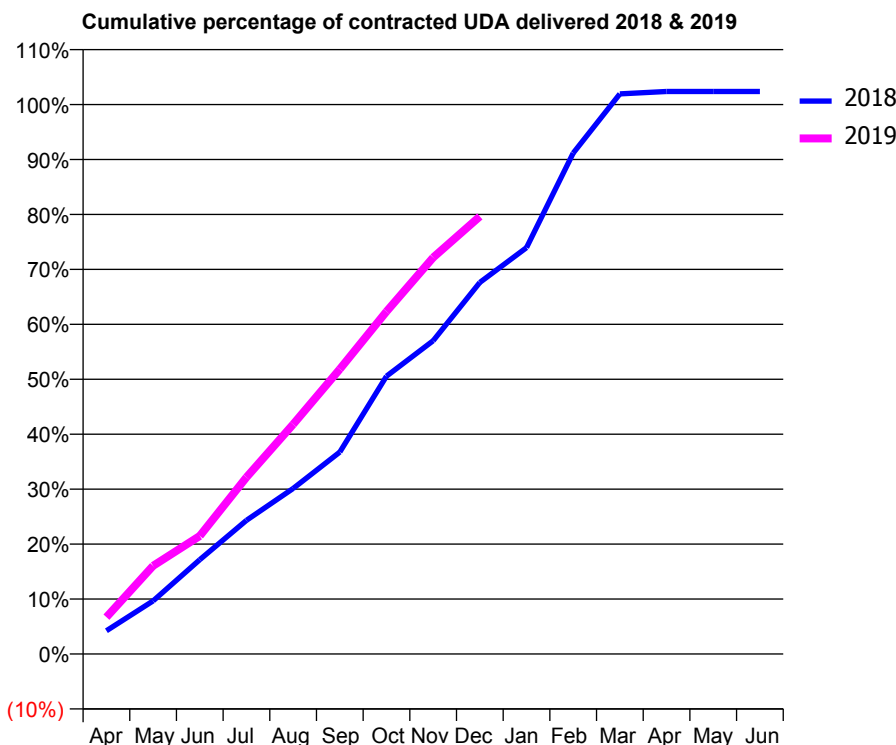
18/19 Contracted general activity (UDA)	6,847
Carry forward general activity (UDA)	0
18/19 Contracted orthodontic activity (UOA)	0
Carry forward orthodontic activity (UOA)	0
Baseline contract value	£190,349.93

ACCESS*

Patients seen in 24 months	Total	Change since previous quarter
Quarter ending December 2017	2,255	
Quarter ending March 2018	2,441	↑
Quarter ending June 2018	2,469	→
Quarter ending September 2018	2,490	→
Quarter ending December 2018	2,501	→
Variance since December 2017	10.9%	↑



ACTIVITY



Month	Adjusted Scheduled Activity (UDA)	
	2018	2019
April	289	460
May	663	1,100
June	1,176	1,471
July	1,666	2,202
August	2,062	2,861
September	2,516	3,551
October	3,462	4,268
November	3,905	4,941
December	4,631	5,453
January	5,063	
February	6,241	
March	6,979	
April	7,009	
May	7,009	
June	7,009	

QUALITY

	Quantity	Base Number	Contract	AT	Region	England
% of FP17s for the same patient ID Re-attending within 3 months - Children	41	756	5.4%	9.5%	11.3%	11.8%
% of FP17s for the same patient ID Re-attending within 3 months - Adults	208	1,948	10.7%	15.0%	15.3%	15.6%
% of FP17s for the same patient ID Re-attending between 3 & 9 months - Children	371	756	49.1%	59.9%	61.1%	58.8%
% of FP17s for the same patient ID Re-attending between 3 & 9 months - Adults	731	1,948	37.5%	51.5%	52.4%	51.0%
% of FP17s for Band 1 Urgent Courses	256	2,687	9.5%	9.4%	9.5%	9.0%
% of FP17s Relating to Free Repair or Replacements	11	2,687	0.4%	0.5%	0.7%	0.8%
% of FP17s Relating to Continuations	9	2,687	0.3%	0.8%	0.8%	0.9%
% of Patients satisfied with the dentistry they have received	0	0	N/A	92.5%	93.1%	93.2%
% of Patients satisfied with the time they had to wait for an appointment	0	0	N/A	88.5%	87.8%	88.3%

* This is based on patients treated on this contract for their most recent course of treatment. Figures in italics indicate the base number of FP17s or Patient Questionnaire responses are less than 100. N/A is shown where the base number of responses is less than 10 during the period. % is calculated as Quantity/Base number*100

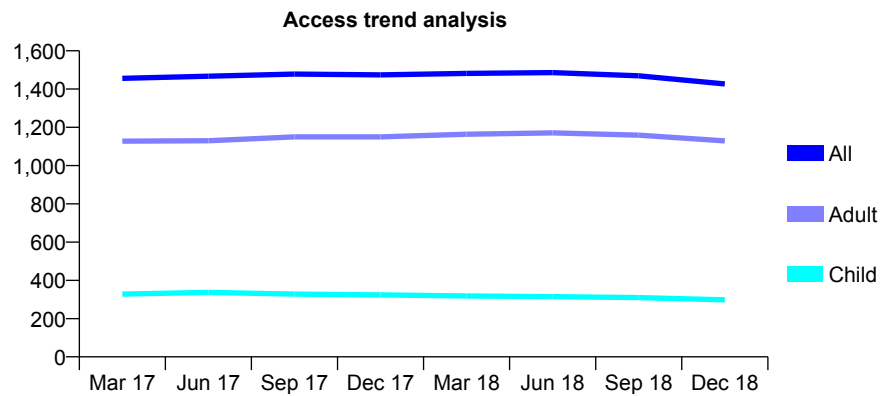
Q68 - Vital Signs At a Glance Contract Report for 843024/0001 - December 2018

Name or company name	Guildford Dental Surgery Partnership
Contract type name	GDS Contract
Purpose of contract	General
Contract start date	01/04/2006
Contract end date	

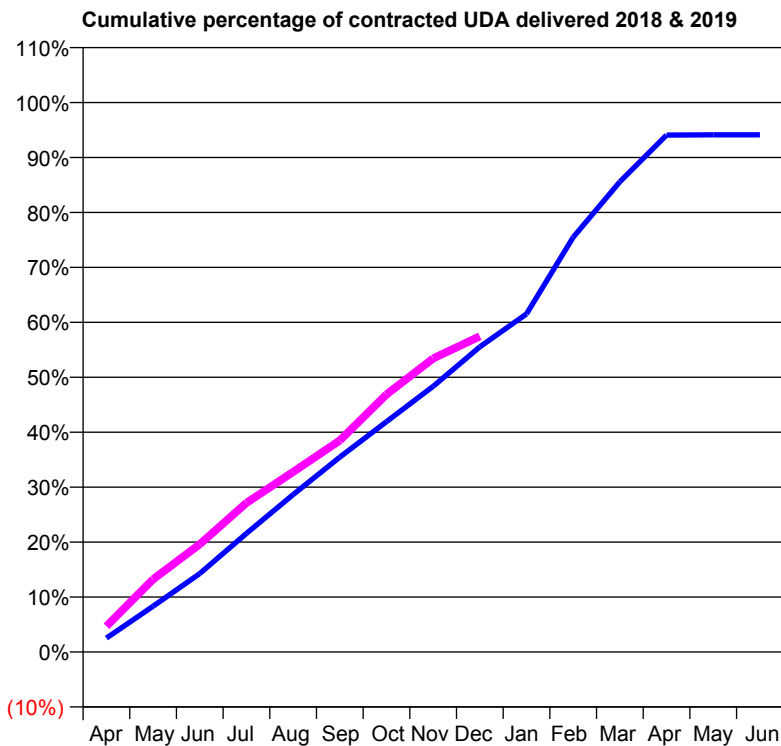
18/19 Contracted general activity (UDA)	5,491
Carry forward general activity (UDA)	0
18/19 Contracted orthodontic activity (UOA)	0
Carry forward orthodontic activity (UOA)	0
Baseline contract value	£127,665.70

ACCESS*

Patients seen in 24 months	Total	Change since previous quarter
Quarter ending December 2017	1,474	
Quarter ending March 2018	1,482	→
Quarter ending June 2018	1,486	→
Quarter ending September 2018	1,469	↓
Quarter ending December 2018	1,427	↓
Variance since December 2017	(3.2%)	↓



ACTIVITY



Month	Adjusted Scheduled Activity (UDA)	
	2018	2019
April	140	257
May	457	727
June	784	1,077
July	1,185	1,491
August	1,572	1,799
September	1,947	2,114
October	2,302	2,574
November	2,656	2,934
December	3,050	3,155
January	3,379	
February	4,145	
March	4,699	
April	5,165	
May	5,168	
June	5,168	

QUALITY

	Quantity	Base Number	Contract	AT	Region	England
% of FP17s for the same patient ID Re-attending within 3 months - Children	35	325	10.8%	9.5%	11.3%	11.8%
% of FP17s for the same patient ID Re-attending within 3 months - Adults	221	1,206	18.3%	15.0%	15.3%	15.6%
% of FP17s for the same patient ID Re-attending between 3 & 9 months - Children	204	325	62.8%	59.9%	61.1%	58.8%
% of FP17s for the same patient ID Re-attending between 3 & 9 months - Adults	655	1,206	54.3%	51.5%	52.4%	51.0%
% of FP17s for Band 1 Urgent Courses	203	1,385	14.7%	9.4%	9.5%	9.0%
% of FP17s Relating to Free Repair or Replacements	7	1,385	0.5%	0.5%	0.7%	0.8%
% of FP17s Relating to Continuations	0	1,385	0.0%	0.8%	0.8%	0.9%
% of Patients satisfied with the dentistry they have received	0	1	N/A	92.5%	93.1%	93.2%
% of Patients satisfied with the time they had to wait for an appointment	0	1	N/A	88.5%	87.8%	88.3%

* This is based on patients treated on this contract for their most recent course of treatment. Figures in italics indicate the base number of FP17s or Patient Questionnaire responses are less than 100. N/A is shown where the base number of responses is less than 10 during the period. % is calculated as Quantity/Base number*100

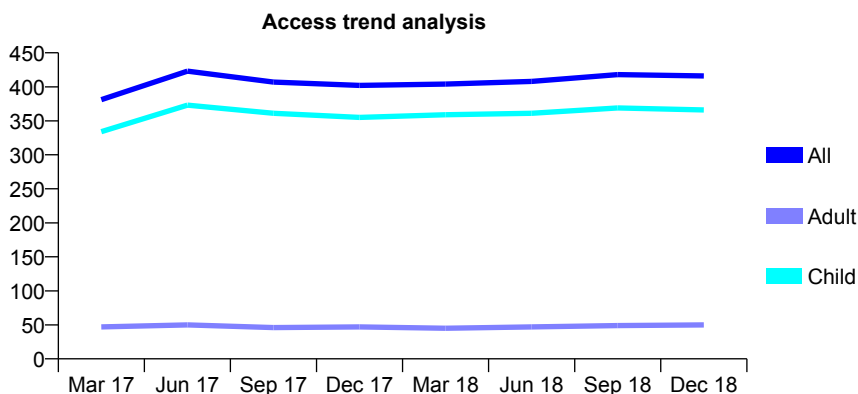
Q68 - Vital Signs At a Glance Contract Report for 843695/0001 - December 2018

Name or company name	MR A HOMMASI
Contract type name	GDS Contract
Purpose of contract	General
Contract start date	01/04/2006
Contract end date	

18/19 Contracted general activity (UDA)	700
Carry forward general activity (UDA)	23
18/19 Contracted orthodontic activity (UOA)	0
Carry forward orthodontic activity (UOA)	0
Baseline contract value	£21,302.53

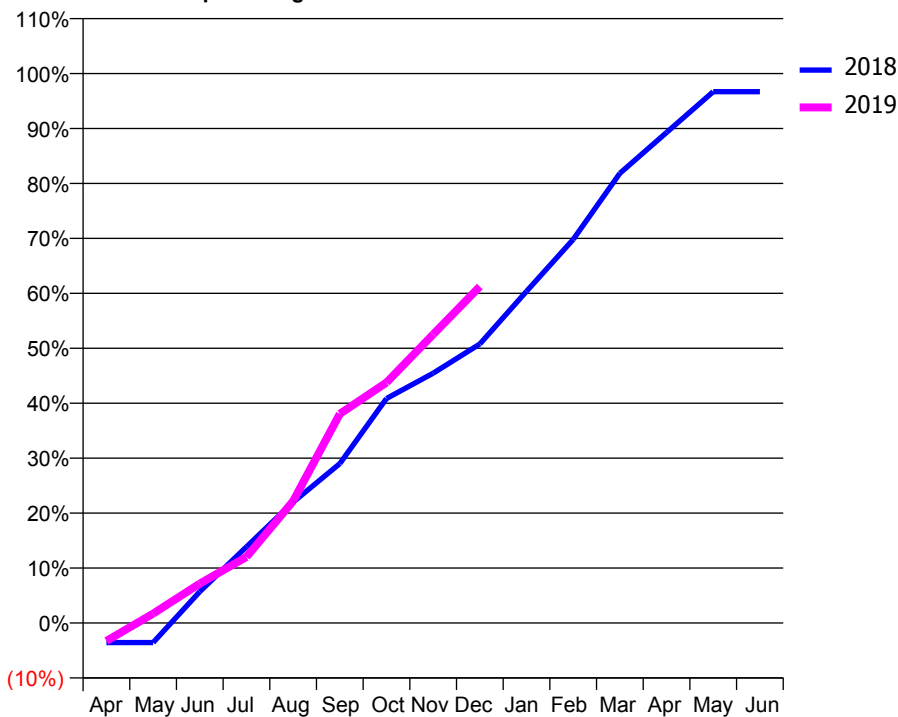
ACCESS*

Patients seen in 24 months	Total	Change since previous quarter
Quarter ending December 2017	402	
Quarter ending March 2018	404	→
Quarter ending June 2018	408	→
Quarter ending September 2018	418	↑
Quarter ending December 2018	416	→
Variance since December 2017	3.5%	↑



ACTIVITY

Cumulative percentage of contracted UDA delivered 2018 & 2019



Adjusted Scheduled Activity (UDA)		
Month	2018	2019
April	-25	-23
May	-25	12
June	40	50
July	97	84
August	154	155
September	203	266
October	286	306
November	318	368
December	355	429
January	423	
February	489	
March	573	
April	625	
May	677	
June	677	

QUALITY

	Quantity	Base Number	Contract	AT	Region	England
% of FP17s for the same patient ID Re-attending within 3 months - Children	18	339	5.3%	9.5%	11.3%	11.8%
% of FP17s for the same patient ID Re-attending within 3 months - Adults	1	21	4.8%	15.0%	15.3%	15.6%
% of FP17s for the same patient ID Re-attending between 3 & 9 months - Children	201	339	59.3%	59.9%	61.1%	58.8%
% of FP17s for the same patient ID Re-attending between 3 & 9 months - Adults	11	21	52.4%	51.5%	52.4%	51.0%
% of FP17s for Band 1 Urgent Courses	3	292	1.0%	9.4%	9.5%	9.0%
% of FP17s Relating to Free Repair or Replacements	0	292	0.0%	0.5%	0.7%	0.8%
% of FP17s Relating to Continuations	0	292	0.0%	0.8%	0.8%	0.9%
% of Patients satisfied with the dentistry they have received	0	0	N/A	92.5%	93.1%	93.2%
% of Patients satisfied with the time they had to wait for an appointment	0	0	N/A	88.5%	87.8%	88.3%

* This is based on patients treated on this contract for their most recent course of treatment. Figures in italics indicate the base number of FP17s or Patient Questionnaire responses are less than 100. N/A is shown where the base number of responses is less than 10 during the period. % is calculated as Quantity/Base number*100

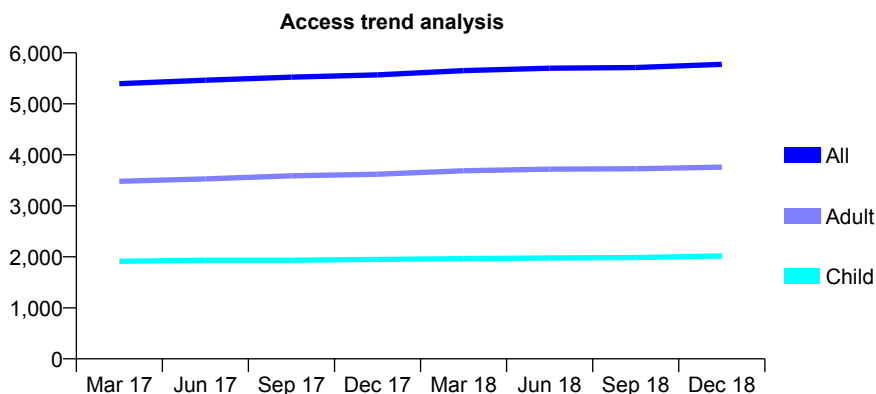
Q68 - Vital Signs At a Glance Contract Report for 847364/0001 - December 2018

Name or company name	MRS A GOR
Contract type name	GDS Contract
Purpose of contract	General
Contract start date	01/12/2006
Contract end date	

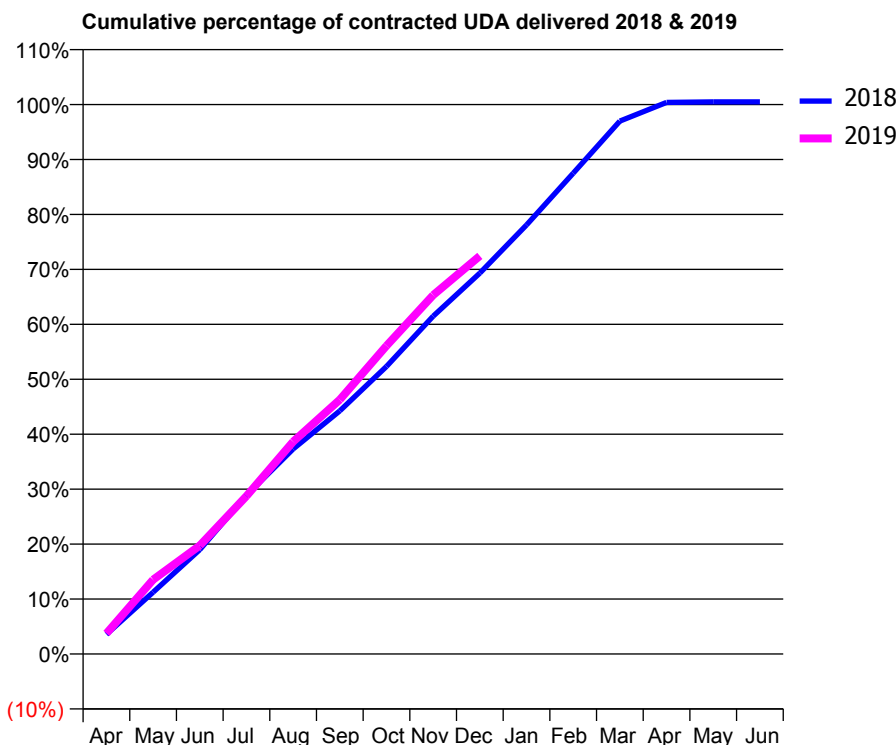
18/19 Contracted general activity (UDA)	14,000
Carry forward general activity (UDA)	0
18/19 Contracted orthodontic activity (UOA)	0
Carry forward orthodontic activity (UOA)	0
Baseline contract value	£381,816.98

ACCESS*

Patients seen in 24 months	Total	Change since previous quarter
Quarter ending December 2017	5,568	
Quarter ending March 2018	5,652	→
Quarter ending June 2018	5,697	→
Quarter ending September 2018	5,712	→
Quarter ending December 2018	5,774	→
Variance since December 2017	3.7%	↑



ACTIVITY



Month	Adjusted Scheduled Activity (UDA)	
	2018	2019
April	502	524
May	1,575	1,896
June	2,657	2,764
July	4,042	4,023
August	5,224	5,409
September	6,195	6,482
October	7,326	7,854
November	8,606	9,145
December	9,704	10,142
January	10,930	
February	12,248	
March	13,577	
April	14,052	
May	14,067	
June	14,067	

QUALITY

	Quantity	Base Number	Contract	AT	Region	England
% of FP17s for the same patient ID Re-attending within 3 months - Children	121	2,324	5.2%	9.5%	11.3%	11.8%
% of FP17s for the same patient ID Re-attending within 3 months - Adults	514	3,962	13.0%	15.0%	15.3%	15.6%
% of FP17s for the same patient ID Re-attending between 3 & 9 months - Children	1,565	2,324	67.3%	59.9%	61.1%	58.8%
% of FP17s for the same patient ID Re-attending between 3 & 9 months - Adults	2,233	3,962	56.4%	51.5%	52.4%	51.0%
% of FP17s for Band 1 Urgent Courses	322	6,064	5.3%	9.4%	9.5%	9.0%
% of FP17s Relating to Free Repair or Replacements	23	6,064	0.4%	0.5%	0.7%	0.8%
% of FP17s Relating to Continuations	59	6,064	1.0%	0.8%	0.8%	0.9%
% of Patients satisfied with the dentistry they have received	4	4	N/A	92.5%	93.1%	93.2%
% of Patients satisfied with the time they had to wait for an appointment	3	4	N/A	88.5%	87.8%	88.3%

* This is based on patients treated on this contract for their most recent course of treatment. Figures in italics indicate the base number of FP17s or Patient Questionnaire responses are less than 100. N/A is shown where the base number of responses is less than 10 during the period. % is calculated as Quantity/Base number*100

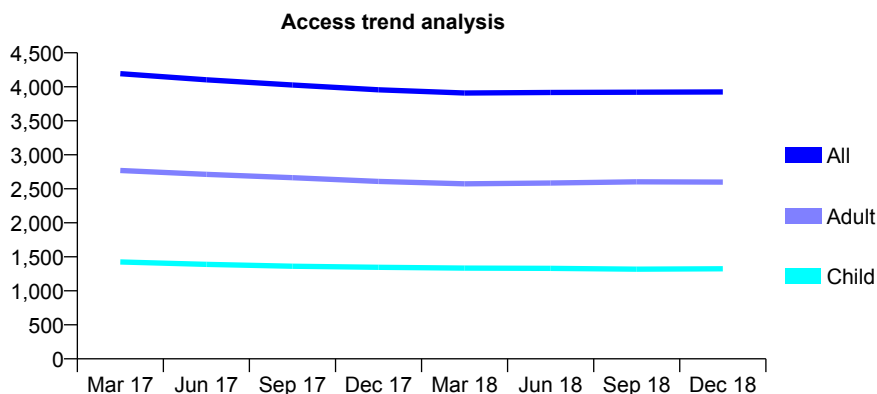
Q68 - Vital Signs At a Glance Contract Report for 847402/0002 - December 2018

Name or company name	MR MN MAKRAZAKIS
Contract type name	GDS Contract
Purpose of contract	General
Contract start date	01/04/2006
Contract end date	

18/19 Contracted general activity (UDA)	13,893
Carry forward general activity (UDA)	0
18/19 Contracted orthodontic activity (UOA)	0
Carry forward orthodontic activity (UOA)	0
Baseline contract value	£359,908.96

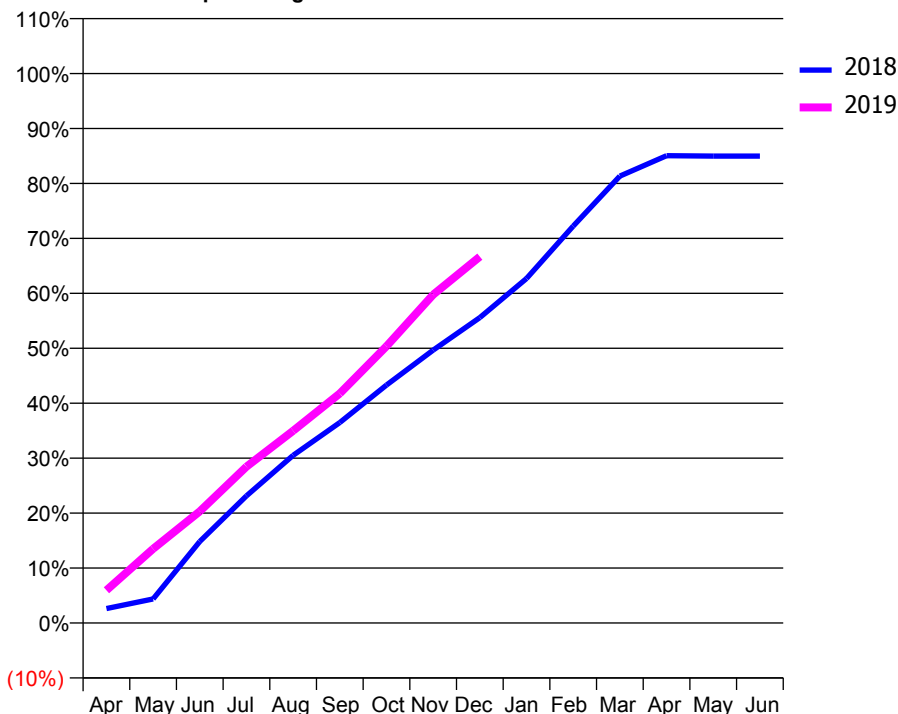
ACCESS*

Patients seen in 24 months	Total	Change since previous quarter
Quarter ending December 2017	3,955	
Quarter ending March 2018	3,908	↓
Quarter ending June 2018	3,916	→
Quarter ending September 2018	3,921	→
Quarter ending December 2018	3,924	→
Variance since December 2017	(0.8%)	→



ACTIVITY

Cumulative percentage of contracted UDA delivered 2018 & 2019



Month	Adjusted Scheduled Activity (UDA)	
	2018	2019
April	366	828
May	610	1,876
June	2,063	2,822
July	3,215	3,952
August	4,240	4,859
September	5,069	5,805
October	6,017	6,997
November	6,898	8,302
December	7,722	9,264
January	8,711	
February	10,034	
March	11,299	
April	11,816	
May	11,803	
June	11,803	

QUALITY

	Quantity	Base Number	Contract	AT	Region	England
% of FP17s for the same patient ID Re-attending within 3 months - Children	76	1,543	4.9%	9.5%	11.3%	11.8%
% of FP17s for the same patient ID Re-attending within 3 months - Adults	378	2,909	13.0%	15.0%	15.3%	15.6%
% of FP17s for the same patient ID Re-attending between 3 & 9 months - Children	999	1,543	64.7%	59.9%	61.1%	58.8%
% of FP17s for the same patient ID Re-attending between 3 & 9 months - Adults	1,654	2,909	56.9%	51.5%	52.4%	51.0%
% of FP17s for Band 1 Urgent Courses	418	4,233	9.9%	9.4%	9.5%	9.0%
% of FP17s Relating to Free Repair or Replacements	29	4,233	0.7%	0.5%	0.7%	0.8%
% of FP17s Relating to Continuations	23	4,233	0.5%	0.8%	0.8%	0.9%
% of Patients satisfied with the dentistry they have received	1	1	N/A	92.5%	93.1%	93.2%
% of Patients satisfied with the time they had to wait for an appointment	1	1	N/A	88.5%	87.8%	88.3%

* This is based on patients treated on this contract for their most recent course of treatment. Figures in italics indicate the base number of FP17s or Patient Questionnaire responses are less than 100. N/A is shown where the base number of responses is less than 10 during the period. % is calculated as Quantity/Base number*100

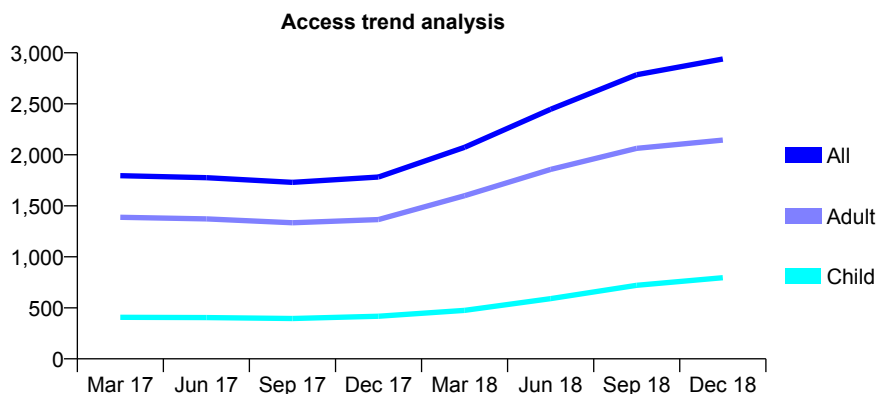
Q68 - Vital Signs At a Glance Contract Report for 851477/0001 - December 2018

Name or company name	Trinity Dental Practice Partnership
Contract type name	GDS Contract
Purpose of contract	General
Contract start date	13/01/2014
Contract end date	

18/19 Contracted general activity (UDA)	6,000
Carry forward general activity (UDA)	0
18/19 Contracted orthodontic activity (UOA)	0
Carry forward orthodontic activity (UOA)	0
Baseline contract value	£152,206.12

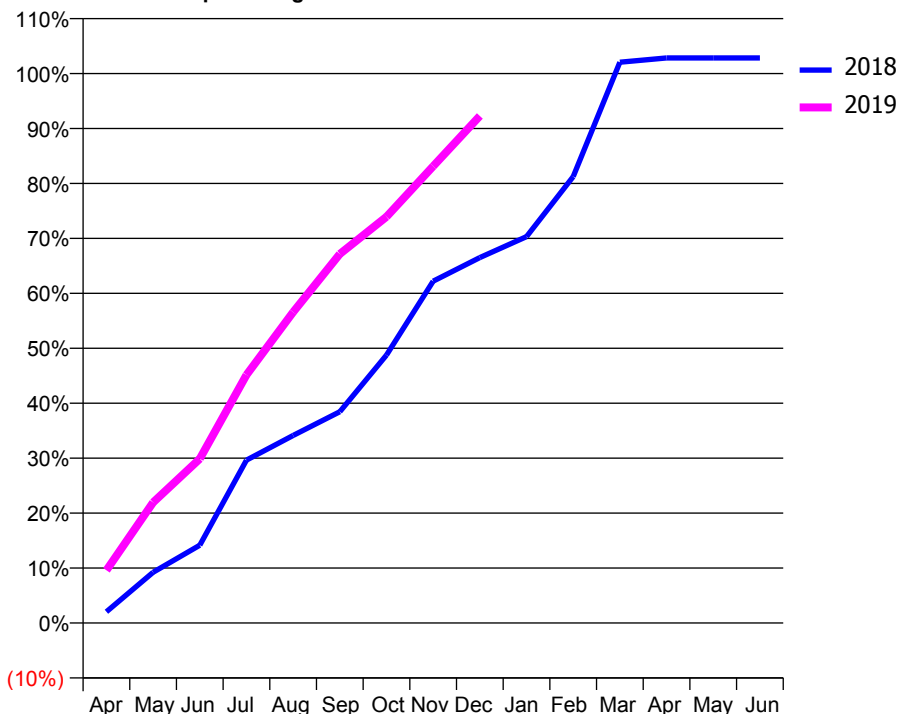
ACCESS*

Patients seen in 24 months	Total	Change since previous quarter
Quarter ending December 2017	1,783	
Quarter ending March 2018	2,074	↑
Quarter ending June 2018	2,447	↑
Quarter ending September 2018	2,785	↑
Quarter ending December 2018	2,939	↑
Variance since December 2017	64.8%	↑



ACTIVITY

Cumulative percentage of contracted UDA delivered 2018 & 2019



Month	Adjusted Scheduled Activity (UDA)	
	2018	2019
April	123	576
May	555	1,316
June	850	1,793
July	1,778	2,709
August	2,048	3,394
September	2,306	4,029
October	2,925	4,436
November	3,733	4,988
December	3,990	5,537
January	4,218	
February	4,873	
March	6,123	
April	6,169	
May	6,169	
June	6,169	

QUALITY

	Quantity	Base Number	Contract	AT	Region	England
% of FP17s for the same patient ID Re-attending within 3 months - Children	36	839	4.3%	9.5%	11.3%	11.8%
% of FP17s for the same patient ID Re-attending within 3 months - Adults	250	1,723	14.5%	15.0%	15.3%	15.6%
% of FP17s for the same patient ID Re-attending between 3 & 9 months - Children	315	839	37.5%	59.9%	61.1%	58.8%
% of FP17s for the same patient ID Re-attending between 3 & 9 months - Adults	552	1,723	32.0%	51.5%	52.4%	51.0%
% of FP17s for Band 1 Urgent Courses	239	2,539	9.4%	9.4%	9.5%	9.0%
% of FP17s Relating to Free Repair or Replacements	1	2,539	0.0%	0.5%	0.7%	0.8%
% of FP17s Relating to Continuations	39	2,539	1.5%	0.8%	0.8%	0.9%
% of Patients satisfied with the dentistry they have received	8	9	N/A	92.5%	93.1%	93.2%
% of Patients satisfied with the time they had to wait for an appointment	8	9	N/A	88.5%	87.8%	88.3%

* This is based on patients treated on this contract for their most recent course of treatment. Figures in italics indicate the base number of FP17s or Patient Questionnaire responses are less than 100. N/A is shown where the base number of responses is less than 10 during the period. % is calculated as Quantity/Base number*100

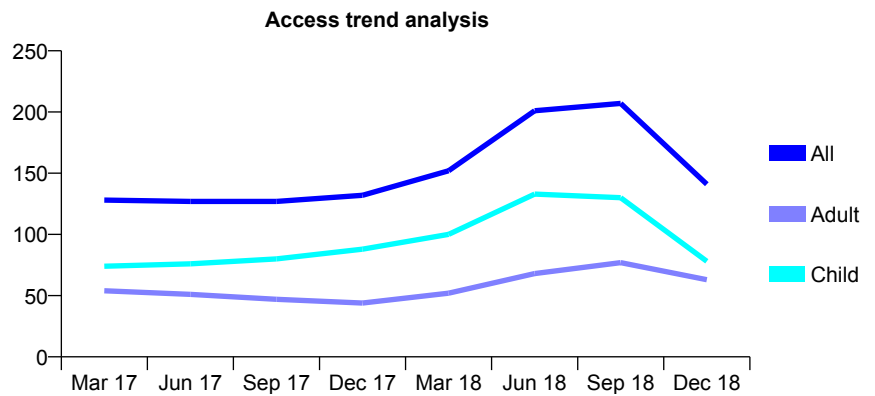
Q68 - Vital Signs At a Glance Contract Report for 853119/0001 - December 2018

Name or company name	Warren House Dental Practice - Cranleigh
Contract type name	GDS Contract
Purpose of contract	General
Contract start date	01/06/2011
Contract end date	

18/19 Contracted general activity (UDA)	300
Carry forward general activity (UDA)	10
18/19 Contracted orthodontic activity (UOA)	0
Carry forward orthodontic activity (UOA)	0
Baseline contract value	£7,172.01

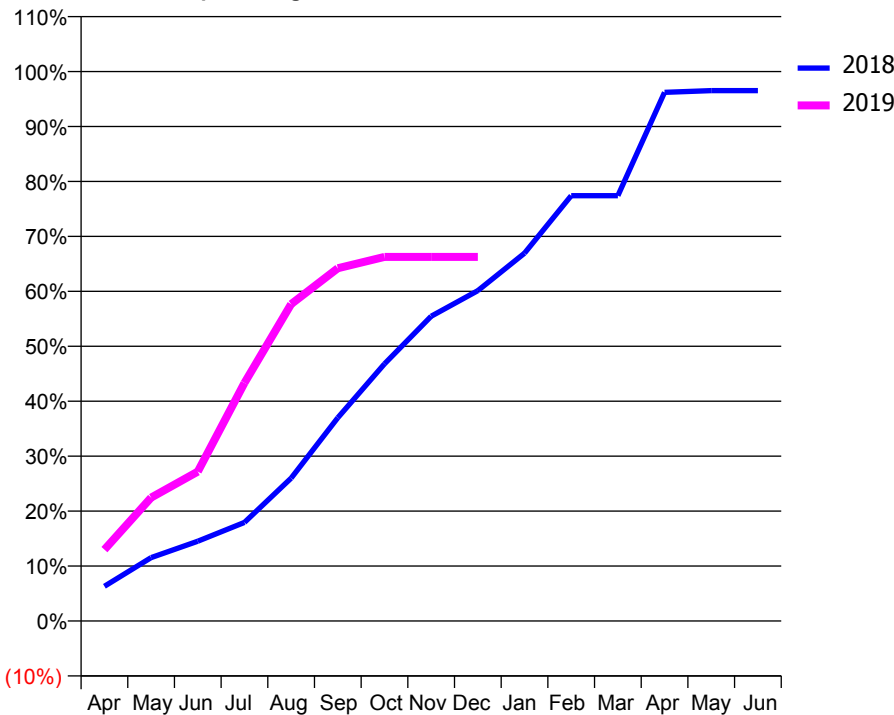
ACCESS*

Patients seen in 24 months	Total	Change since previous quarter
Quarter ending December 2017	132	
Quarter ending March 2018	152	↑
Quarter ending June 2018	201	↑
Quarter ending September 2018	207	↑
Quarter ending December 2018	141	↓
Variance since December 2017	6.8%	↑



ACTIVITY

Cumulative percentage of contracted UDA delivered 2018 & 2019



Month	Adjusted Scheduled Activity (UDA)	
	2018	2019
April	19	39
May	35	67
June	44	82
July	54	130
August	78	173
September	111	193
October	140	199
November	166	199
December	180	199
January	201	
February	232	
March	232	
April	289	
May	290	
June	290	

QUALITY

	Quantity	Base Number	Contract	AT	Region	England
% of FP17s for the same patient ID Re-attending within 3 months - Children	3	161	1.9%	9.5%	11.3%	11.8%
% of FP17s for the same patient ID Re-attending within 3 months - Adults	2	63	3.2%	15.0%	15.3%	15.6%
% of FP17s for the same patient ID Re-attending between 3 & 9 months - Children	47	161	29.2%	59.9%	61.1%	58.8%
% of FP17s for the same patient ID Re-attending between 3 & 9 months - Adults	20	63	31.7%	51.5%	52.4%	51.0%
% of FP17s for Band 1 Urgent Courses	14	173	8.1%	9.4%	9.5%	9.0%
% of FP17s Relating to Free Repair or Replacements	1	173	0.6%	0.5%	0.7%	0.8%
% of FP17s Relating to Continuations	0	173	0.0%	0.8%	0.8%	0.9%
% of Patients satisfied with the dentistry they have received	0	0	N/A	92.5%	93.1%	93.2%
% of Patients satisfied with the time they had to wait for an appointment	0	0	N/A	88.5%	87.8%	88.3%

* This is based on patients treated on this contract for their most recent course of treatment. Figures in italics indicate the base number of FP17s or Patient Questionnaire responses are less than 100. N/A is shown where the base number of responses is less than 10 during the period. % is calculated as Quantity/Base number*100

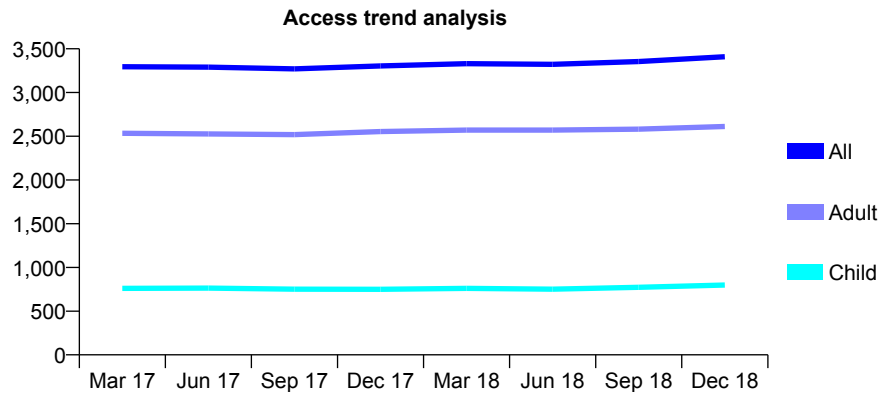
Q68 - Vital Signs At a Glance Contract Report for 853429/0001 - December 2018

Name or company name	MR MR MOHAMMADI
Contract type name	GDS Contract
Purpose of contract	General
Contract start date	01/04/2006
Contract end date	

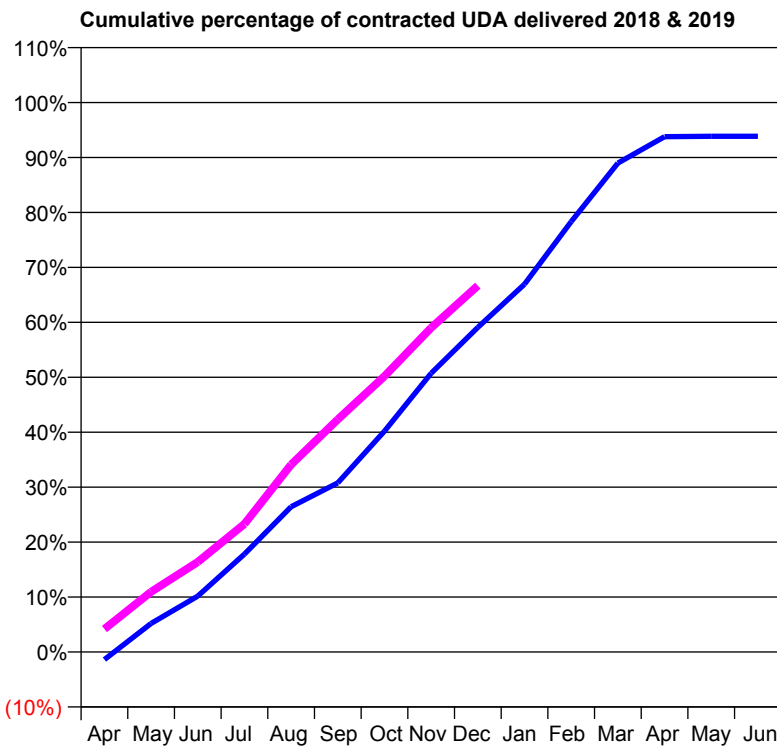
18/19 Contracted general activity (UDA)	16,000
Carry forward general activity (UDA)	0
18/19 Contracted orthodontic activity (UOA)	0
Carry forward orthodontic activity (UOA)	0
Baseline contract value	£410,202.59

ACCESS*

Patients seen in 24 months	Total	Change since previous quarter
Quarter ending December 2017	3,304	
Quarter ending March 2018	3,330	→
Quarter ending June 2018	3,322	→
Quarter ending September 2018	3,354	→
Quarter ending December 2018	3,409	→
Variance since December 2017	3.2%	↑



ACTIVITY



Month	Adjusted Scheduled Activity (UDA)	
	2018	2019
April	-224	670
May	834	1,754
June	1,627	2,624
July	2,853	3,728
August	4,230	5,458
September	4,926	6,772
October	6,431	8,032
November	8,119	9,439
December	9,453	10,668
January	10,709	
February	12,530	
March	14,238	
April	15,007	
May	15,016	
June	15,016	

QUALITY

	Quantity	Base Number	Contract	AT	Region	England
% of FP17s for the same patient ID Re-attending within 3 months - Children	83	965	8.6%	9.5%	11.3%	11.8%
% of FP17s for the same patient ID Re-attending within 3 months - Adults	530	3,268	16.2%	15.0%	15.3%	15.6%
% of FP17s for the same patient ID Re-attending between 3 & 9 months - Children	626	965	64.9%	59.9%	61.1%	58.8%
% of FP17s for the same patient ID Re-attending between 3 & 9 months - Adults	2,001	3,268	61.2%	51.5%	52.4%	51.0%
% of FP17s for Band 1 Urgent Courses	302	4,015	7.5%	9.4%	9.5%	9.0%
% of FP17s Relating to Free Repair or Replacements	28	4,015	0.7%	0.5%	0.7%	0.8%
% of FP17s Relating to Continuations	83	4,015	2.1%	0.8%	0.8%	0.9%
% of Patients satisfied with the dentistry they have received	3	3	N/A	92.5%	93.1%	93.2%
% of Patients satisfied with the time they had to wait for an appointment	3	3	N/A	88.5%	87.8%	88.3%

* This is based on patients treated on this contract for their most recent course of treatment. Figures in italics indicate the base number of FP17s or Patient Questionnaire responses are less than 100. N/A is shown where the base number of responses is less than 10 during the period. % is calculated as Quantity/Base number*100

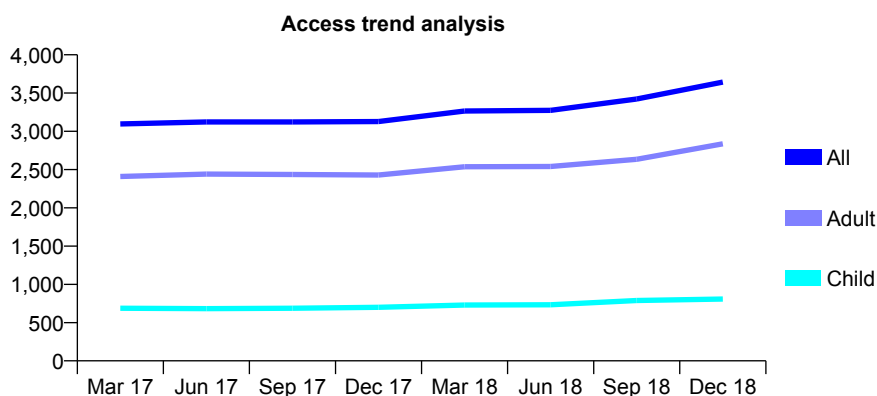
Q68 - Vital Signs At a Glance Contract Report for 855022/0004 - December 2018

Name or company name	MS S MOUSAVI
Contract type name	GDS Contract
Purpose of contract	General
Contract start date	01/04/2008
Contract end date	

18/19 Contracted general activity (UDA)	10,716
Carry forward general activity (UDA)	0
18/19 Contracted orthodontic activity (UOA)	0
Carry forward orthodontic activity (UOA)	0
Baseline contract value	£236,790.86

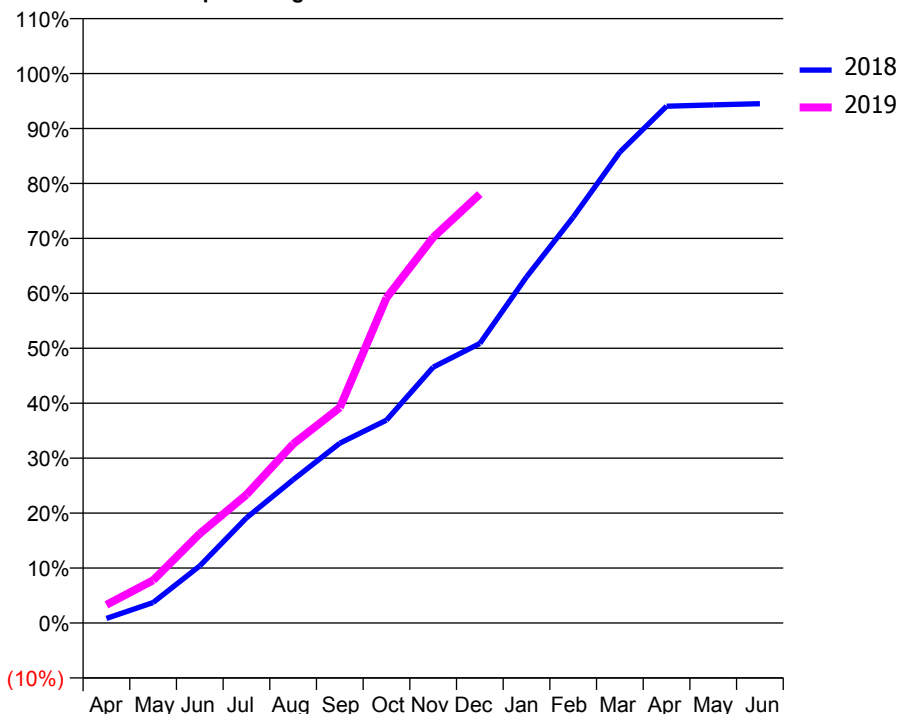
ACCESS*

Patients seen in 24 months	Total	Change since previous quarter
Quarter ending December 2017	3,128	
Quarter ending March 2018	3,266	↑
Quarter ending June 2018	3,274	→
Quarter ending September 2018	3,423	↑
Quarter ending December 2018	3,644	↑
Variance since December 2017	16.5%	↑



ACTIVITY

Cumulative percentage of contracted UDA delivered 2018 & 2019



Month	Adjusted Scheduled Activity (UDA)	
	2018	2019
April	89	354
May	400	835
June	1,114	1,744
July	2,051	2,503
August	2,795	3,492
September	3,507	4,200
October	3,956	6,340
November	4,990	7,520
December	5,451	8,365
January	6,750	
February	7,913	
March	9,183	
April	10,078	
May	10,104	
June	10,128	

QUALITY

	Quantity	Base Number	Contract	AT	Region	England
% of FP17s for the same patient ID Re-attending within 3 months - Children	76	807	9.4%	9.5%	11.3%	11.8%
% of FP17s for the same patient ID Re-attending within 3 months - Adults	367	2,690	13.6%	15.0%	15.3%	15.6%
% of FP17s for the same patient ID Re-attending between 3 & 9 months - Children	302	807	37.4%	59.9%	61.1%	58.8%
% of FP17s for the same patient ID Re-attending between 3 & 9 months - Adults	981	2,690	36.5%	51.5%	52.4%	51.0%
% of FP17s for Band 1 Urgent Courses	661	3,293	20.1%	9.4%	9.5%	9.0%
% of FP17s Relating to Free Repair or Replacements	1	3,293	0.0%	0.5%	0.7%	0.8%
% of FP17s Relating to Continuations	1	3,293	0.0%	0.8%	0.8%	0.9%
% of Patients satisfied with the dentistry they have received	1	1	N/A	92.5%	93.1%	93.2%
% of Patients satisfied with the time they had to wait for an appointment	1	1	N/A	88.5%	87.8%	88.3%

* This is based on patients treated on this contract for their most recent course of treatment. Figures in italics indicate the base number of FP17s or Patient Questionnaire responses are less than 100. N/A is shown where the base number of responses is less than 10 during the period. % is calculated as Quantity/Base number*100

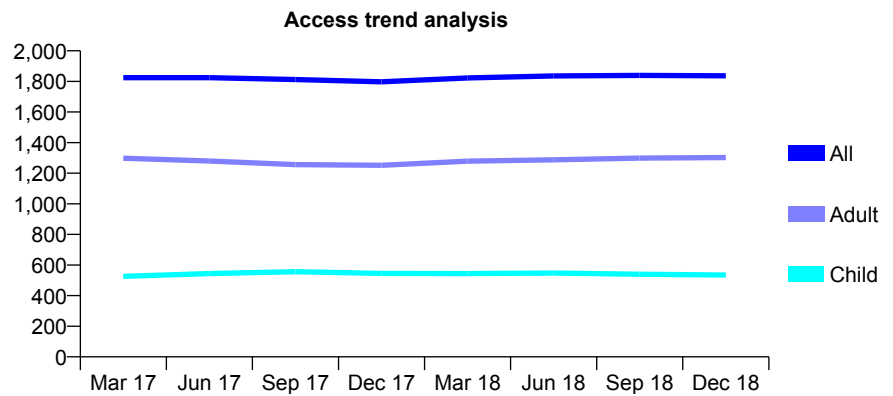
Q68 - Vital Signs At a Glance Contract Report for 855138/0001 - December 2018

Name or company name	Mr Ashish Patel
Contract type name	GDS Contract
Purpose of contract	General
Contract start date	01/11/2006
Contract end date	

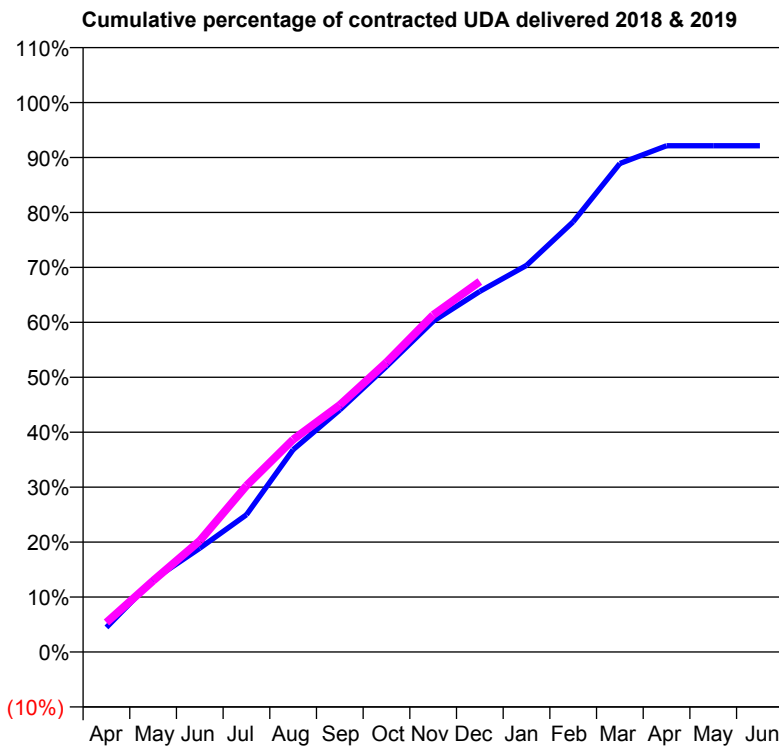
18/19 Contracted general activity (UDA)	5,700
Carry forward general activity (UDA)	0
18/19 Contracted orthodontic activity (UOA)	0
Carry forward orthodontic activity (UOA)	0
Baseline contract value	£135,274.59

ACCESS*

Patients seen in 24 months	Total	Change since previous quarter
Quarter ending December 2017	1,797	
Quarter ending March 2018	1,823	→
Quarter ending June 2018	1,836	→
Quarter ending September 2018	1,839	→
Quarter ending December 2018	1,837	→
Variance since December 2017	2.2%	↑



ACTIVITY



Month	Adjusted Scheduled Activity (UDA)	
	2018	2019
April	264	306
May	777	739
June	1,118	1,154
July	1,480	1,725
August	2,180	2,204
September	2,608	2,562
October	3,077	3,005
November	3,565	3,495
December	3,886	3,844
January	4,166	
February	4,636	
March	5,264	
April	5,454	
May	5,454	
June	5,454	

QUALITY

	Quantity	Base Number	Contract	AT	Region	England
% of FP17s for the same patient ID Re-attending within 3 months - Children	24	643	3.7%	9.5%	11.3%	11.8%
% of FP17s for the same patient ID Re-attending within 3 months - Adults	177	1,522	11.6%	15.0%	15.3%	15.6%
% of FP17s for the same patient ID Re-attending between 3 & 9 months - Children	449	643	69.8%	59.9%	61.1%	58.8%
% of FP17s for the same patient ID Re-attending between 3 & 9 months - Adults	1,000	1,522	65.7%	51.5%	52.4%	51.0%
% of FP17s for Band 1 Urgent Courses	114	2,085	5.5%	9.4%	9.5%	9.0%
% of FP17s Relating to Free Repair or Replacements	7	2,085	0.3%	0.5%	0.7%	0.8%
% of FP17s Relating to Continuations	5	2,085	0.2%	0.8%	0.8%	0.9%
% of Patients satisfied with the dentistry they have received	1	1	N/A	92.5%	93.1%	93.2%
% of Patients satisfied with the time they had to wait for an appointment	1	1	N/A	88.5%	87.8%	88.3%

* This is based on patients treated on this contract for their most recent course of treatment. Figures in italics indicate the base number of FP17s or Patient Questionnaire responses are less than 100. N/A is shown where the base number of responses is less than 10 during the period. % is calculated as Quantity/Base number*100

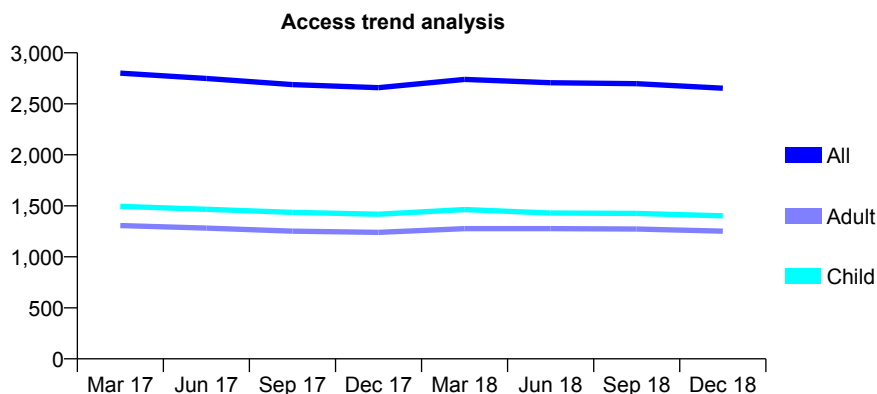
Q68 - Vital Signs At a Glance Contract Report for 859370/0001 - December 2018

Name or company name	Heathcote House Dental Practice
Contract type name	GDS Contract
Purpose of contract	General
Contract start date	01/04/2009
Contract end date	

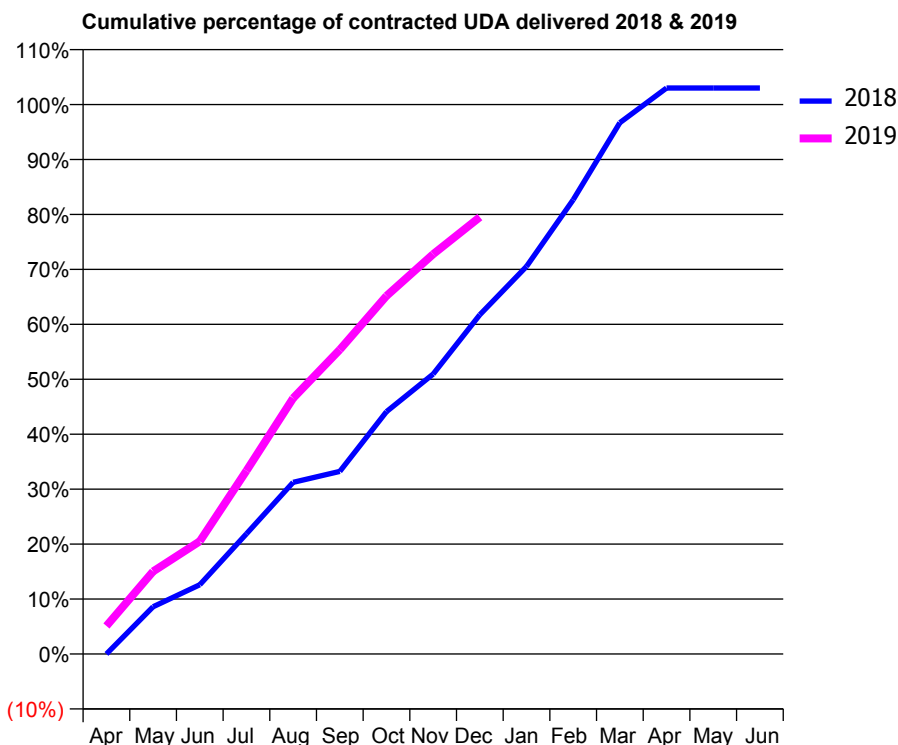
18/19 Contracted general activity (UDA)	3,700
Carry forward general activity (UDA)	0
18/19 Contracted orthodontic activity (UOA)	0
Carry forward orthodontic activity (UOA)	0
Baseline contract value	£89,336.10

ACCESS*

Patients seen in 24 months	Total	Change since previous quarter
Quarter ending December 2017	2,658	
Quarter ending March 2018	2,739	↑
Quarter ending June 2018	2,706	↓
Quarter ending September 2018	2,698	→
Quarter ending December 2018	2,653	↓
Variance since December 2017	(0.2%)	→



ACTIVITY



Month	Adjusted Scheduled Activity (UDA)	
	2018	2019
April	0	189
May	319	556
June	467	759
July	810	1,234
August	1,156	1,722
September	1,230	2,049
October	1,632	2,411
November	1,885	2,693
December	2,284	2,942
January	2,610	
February	3,058	
March	3,577	
April	3,811	
May	3,811	
June	3,811	

QUALITY

	Quantity	Base Number	Contract	AT	Region	England
% of FP17s for the same patient ID Re-attending within 3 months - Children	106	1,465	7.2%	9.5%	11.3%	11.8%
% of FP17s for the same patient ID Re-attending within 3 months - Adults	97	988	9.8%	15.0%	15.3%	15.6%
% of FP17s for the same patient ID Re-attending between 3 & 9 months - Children	734	1,465	50.1%	59.9%	61.1%	58.8%
% of FP17s for the same patient ID Re-attending between 3 & 9 months - Adults	463	988	46.9%	51.5%	52.4%	51.0%
% of FP17s for Band 1 Urgent Courses	145	2,268	6.4%	9.4%	9.5%	9.0%
% of FP17s Relating to Free Repair or Replacements	0	2,268	0.0%	0.5%	0.7%	0.8%
% of FP17s Relating to Continuations	5	2,268	0.2%	0.8%	0.8%	0.9%
% of Patients satisfied with the dentistry they have received	0	0	N/A	92.5%	93.1%	93.2%
% of Patients satisfied with the time they had to wait for an appointment	0	0	N/A	88.5%	87.8%	88.3%

* This is based on patients treated on this contract for their most recent course of treatment. Figures in italics indicate the base number of FP17s or Patient Questionnaire responses are less than 100. N/A is shown where the base number of responses is less than 10 during the period. % is calculated as Quantity/Base number*100

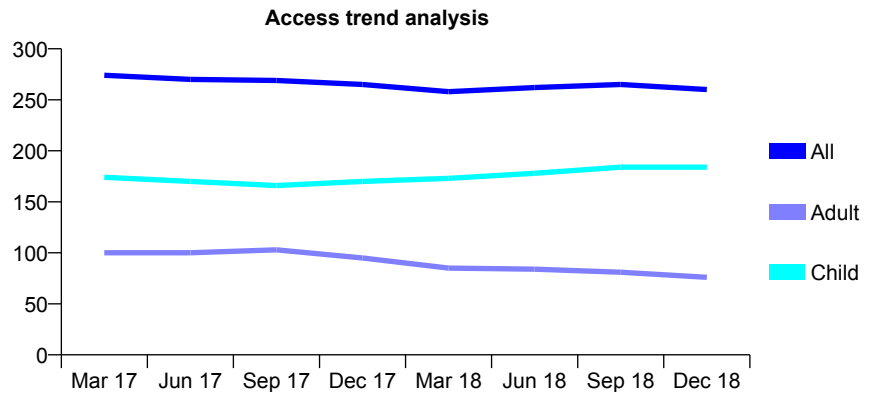
Q68 - Vital Signs At a Glance Contract Report for 861189/0001 - December 2018

Name or company name	MR K SHAH
Contract type name	GDS Contract
Purpose of contract	General
Contract start date	20/09/2012
Contract end date	

18/19 Contracted general activity (UDA)	550
Carry forward general activity (UDA)	0
18/19 Contracted orthodontic activity (UOA)	0
Carry forward orthodontic activity (UOA)	0
Baseline contract value	£15,124.96

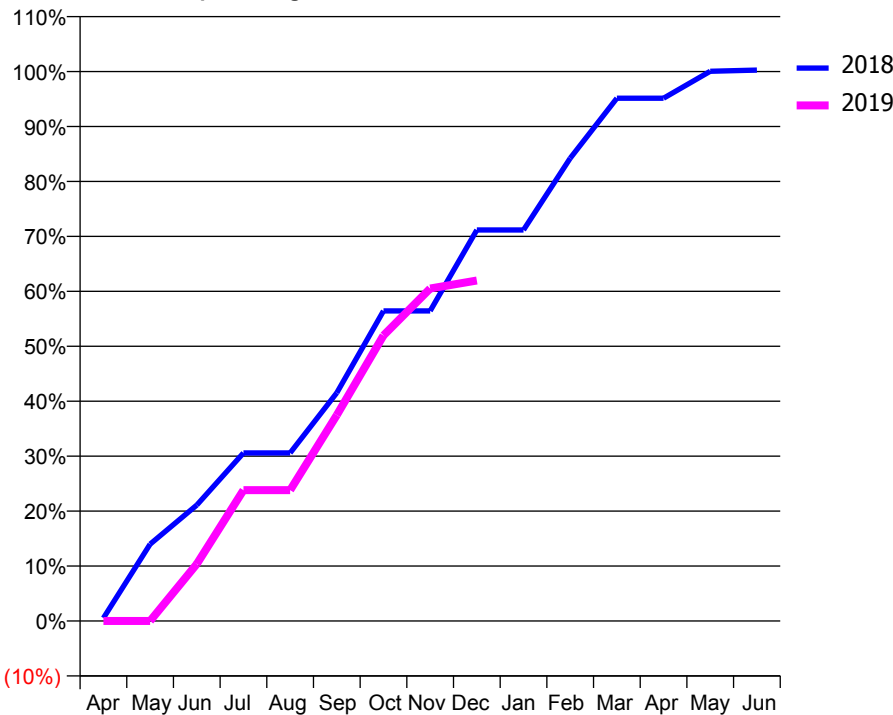
ACCESS*

Patients seen in 24 months	Total	Change since previous quarter
Quarter ending December 2017	265	
Quarter ending March 2018	258	↓
Quarter ending June 2018	262	→
Quarter ending September 2018	265	→
Quarter ending December 2018	260	↓
Variance since December 2017	(1.9%)	↓



ACTIVITY

Cumulative percentage of contracted UDA delivered 2018 & 2019



Month	Adjusted Scheduled Activity (UDA)	
	2018	2019
April	3	0
May	77	0
June	116	57
July	168	131
August	168	131
September	228	206
October	310	286
November	310	333
December	391	341
January	391	
February	463	
March	523	
April	523	
May	550	
June	551	

QUALITY

	Quantity	Base Number	Contract	AT	Region	England
% of FP17s for the same patient ID Re-attending within 3 months - Children	2	210	1.0%	9.5%	11.3%	11.8%
% of FP17s for the same patient ID Re-attending within 3 months - Adults	2	42	4.8%	15.0%	15.3%	15.6%
% of FP17s for the same patient ID Re-attending between 3 & 9 months - Children	143	210	68.1%	59.9%	61.1%	58.8%
% of FP17s for the same patient ID Re-attending between 3 & 9 months - Adults	17	42	40.5%	51.5%	52.4%	51.0%
% of FP17s for Band 1 Urgent Courses	4	231	1.7%	9.4%	9.5%	9.0%
% of FP17s Relating to Free Repair or Replacements	0	231	0.0%	0.5%	0.7%	0.8%
% of FP17s Relating to Continuations	0	231	0.0%	0.8%	0.8%	0.9%
% of Patients satisfied with the dentistry they have received	0	0	N/A	92.5%	93.1%	93.2%
% of Patients satisfied with the time they had to wait for an appointment	0	0	N/A	88.5%	87.8%	88.3%

* This is based on patients treated on this contract for their most recent course of treatment. Figures in italics indicate the base number of FP17s or Patient Questionnaire responses are less than 100. N/A is shown where the base number of responses is less than 10 during the period. % is calculated as Quantity/Base number*100

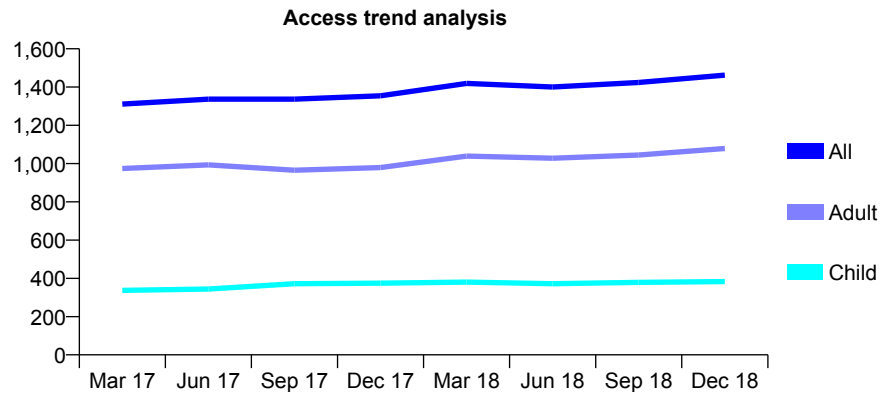
Q68 - Vital Signs At a Glance Contract Report for 878650/0001 - December 2018

Name or company name	MS M YANMAZ
Contract type name	GDS Contract
Purpose of contract	General
Contract start date	01/04/2012
Contract end date	

18/19 Contracted general activity (UDA)	5,000
Carry forward general activity (UDA)	0
18/19 Contracted orthodontic activity (UOA)	0
Carry forward orthodontic activity (UOA)	0
Baseline contract value	£129,124.59

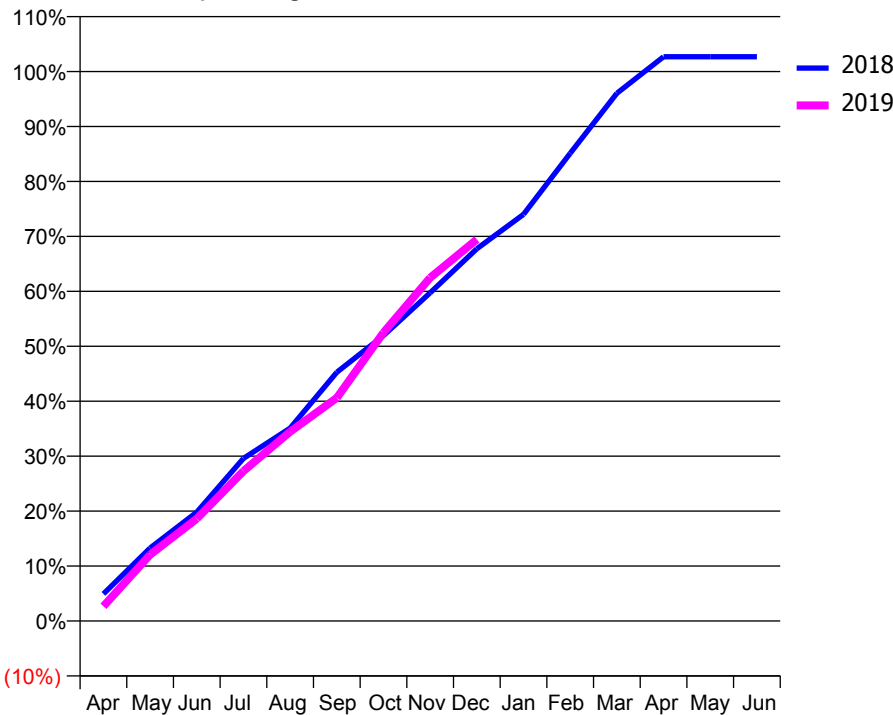
ACCESS*

Patients seen in 24 months	Total	Change since previous quarter
Quarter ending December 2017	1,354	
Quarter ending March 2018	1,419	↑
Quarter ending June 2018	1,400	↓
Quarter ending September 2018	1,424	→
Quarter ending December 2018	1,462	↑
Variance since December 2017	8.0%	↑



ACTIVITY

Cumulative percentage of contracted UDA delivered 2018 & 2019



Month	Adjusted Scheduled Activity (UDA)	
	2018	2019
April	247	134
May	665	603
June	991	931
July	1,480	1,365
August	1,756	1,722
September	2,263	2,030
October	2,597	2,626
November	2,987	3,124
December	3,388	3,472
January	3,700	
February	4,256	
March	4,801	
April	5,135	
May	5,135	
June	5,135	

QUALITY

	Quantity	Base Number	Contract	AT	Region	England
% of FP17s for the same patient ID Re-attending within 3 months - Children	23	415	5.5%	9.5%	11.3%	11.8%
% of FP17s for the same patient ID Re-attending within 3 months - Adults	199	1,273	15.6%	15.0%	15.3%	15.6%
% of FP17s for the same patient ID Re-attending between 3 & 9 months - Children	268	415	64.6%	59.9%	61.1%	58.8%
% of FP17s for the same patient ID Re-attending between 3 & 9 months - Adults	751	1,273	59.0%	51.5%	52.4%	51.0%
% of FP17s for Band 1 Urgent Courses	118	1,585	7.4%	9.4%	9.5%	9.0%
% of FP17s Relating to Free Repair or Replacements	10	1,585	0.6%	0.5%	0.7%	0.8%
% of FP17s Relating to Continuations	17	1,585	1.1%	0.8%	0.8%	0.9%
% of Patients satisfied with the dentistry they have received	0	0	N/A	92.5%	93.1%	93.2%
% of Patients satisfied with the time they had to wait for an appointment	0	0	N/A	88.5%	87.8%	88.3%

* This is based on patients treated on this contract for their most recent course of treatment. Figures in italics indicate the base number of FP17s or Patient Questionnaire responses are less than 100. N/A is shown where the base number of responses is less than 10 during the period. % is calculated as Quantity/Base number*100

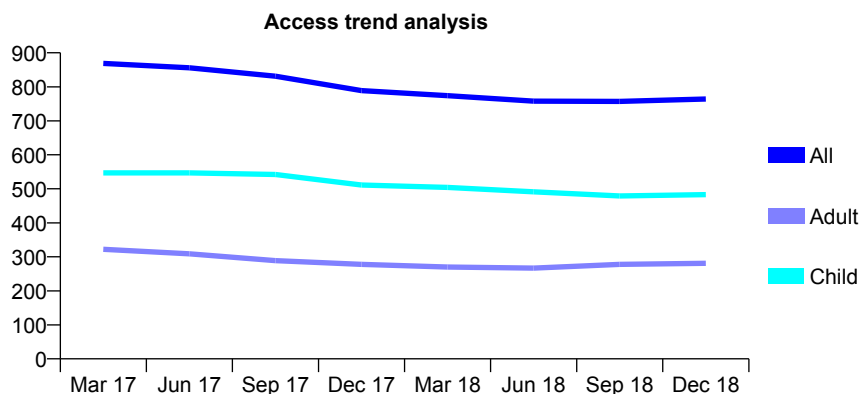
Q68 - Vital Signs At a Glance Contract Report for 898872/0001 - December 2018

Name or company name	MR NP WILLIS
Contract type name	GDS Contract
Purpose of contract	General
Contract start date	01/04/2006
Contract end date	

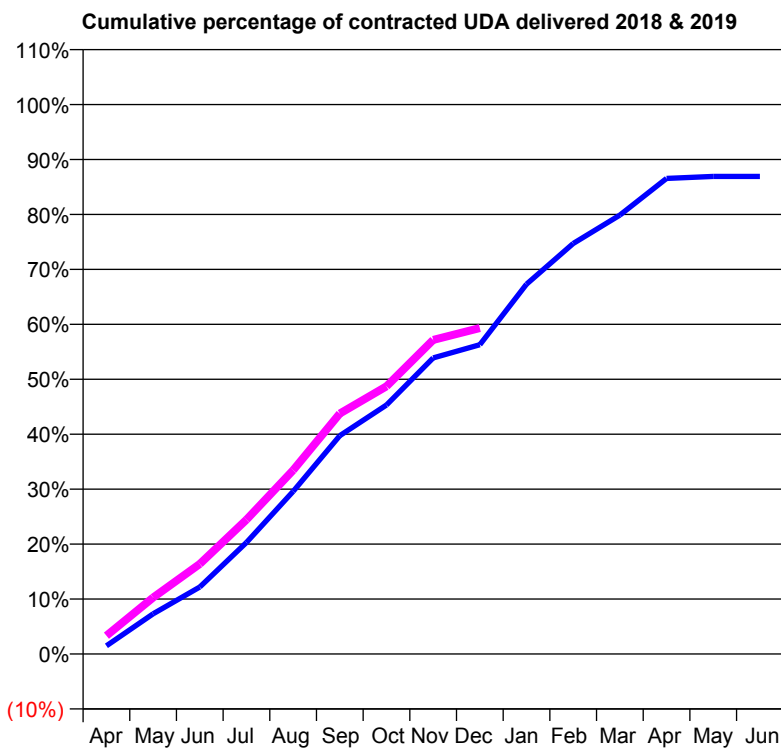
18/19 Contracted general activity (UDA)	2,550
Carry forward general activity (UDA)	0
18/19 Contracted orthodontic activity (UOA)	0
Carry forward orthodontic activity (UOA)	0
Baseline contract value	£76,435.09

ACCESS*

Patients seen in 24 months	Total	Change since previous quarter
Quarter ending December 2017	789	
Quarter ending March 2018	774	↓
Quarter ending June 2018	758	↓
Quarter ending September 2018	757	→
Quarter ending December 2018	764	→
Variance since December 2017	(3.2%)	↓



ACTIVITY



Adjusted Scheduled Activity (UDA)		
Month	2018	2019
April	42	85
May	205	262
June	341	418
July	568	624
August	829	853
September	1,113	1,116
October	1,269	1,242
November	1,509	1,457
December	1,576	1,512
January	1,884	
February	2,092	
March	2,237	
April	2,424	
May	2,434	
June	2,434	

QUALITY

	Quantity	Base Number	Contract	AT	Region	England
% of FP17s for the same patient ID Re-attending within 3 months - Children	116	705	16.5%	9.5%	11.3%	11.8%
% of FP17s for the same patient ID Re-attending within 3 months - Adults	45	218	20.6%	15.0%	15.3%	15.6%
% of FP17s for the same patient ID Re-attending between 3 & 9 months - Children	451	705	64.0%	59.9%	61.1%	58.8%
% of FP17s for the same patient ID Re-attending between 3 & 9 months - Adults	98	218	45.0%	51.5%	52.4%	51.0%
% of FP17s for Band 1 Urgent Courses	6	816	0.7%	9.4%	9.5%	9.0%
% of FP17s Relating to Free Repair or Replacements	0	816	0.0%	0.5%	0.7%	0.8%
% of FP17s Relating to Continuations	0	816	0.0%	0.8%	0.8%	0.9%
% of Patients satisfied with the dentistry they have received	0	0	N/A	92.5%	93.1%	93.2%
% of Patients satisfied with the time they had to wait for an appointment	0	0	N/A	88.5%	87.8%	88.3%

* This is based on patients treated on this contract for their most recent course of treatment. Figures in italics indicate the base number of FP17s or Patient Questionnaire responses are less than 100. N/A is shown where the base number of responses is less than 10 during the period. % is calculated as Quantity/Base number*100

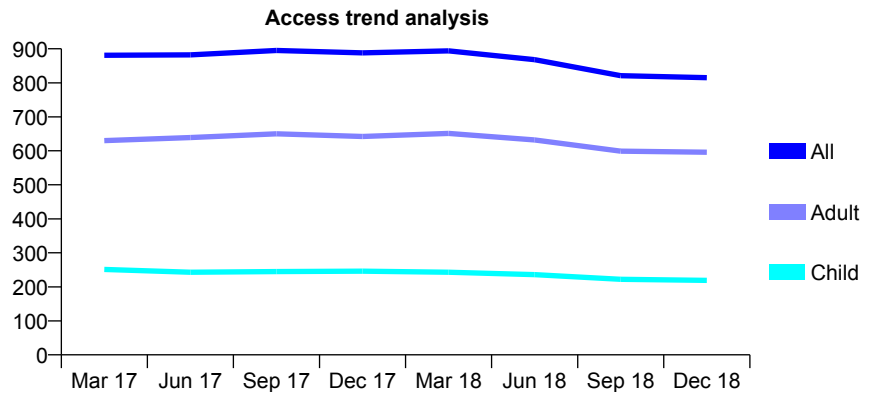
Q68 - Vital Signs At a Glance Contract Report for 906301/0001 - December 2018

Name or company name	Stoneylands Dental Practice
Contract type name	GDS Contract
Purpose of contract	General
Contract start date	01/04/2006
Contract end date	

18/19 Contracted general activity (UDA)	2,000
Carry forward general activity (UDA)	0
18/19 Contracted orthodontic activity (UOA)	0
Carry forward orthodontic activity (UOA)	0
Baseline contract value	£45,038.77

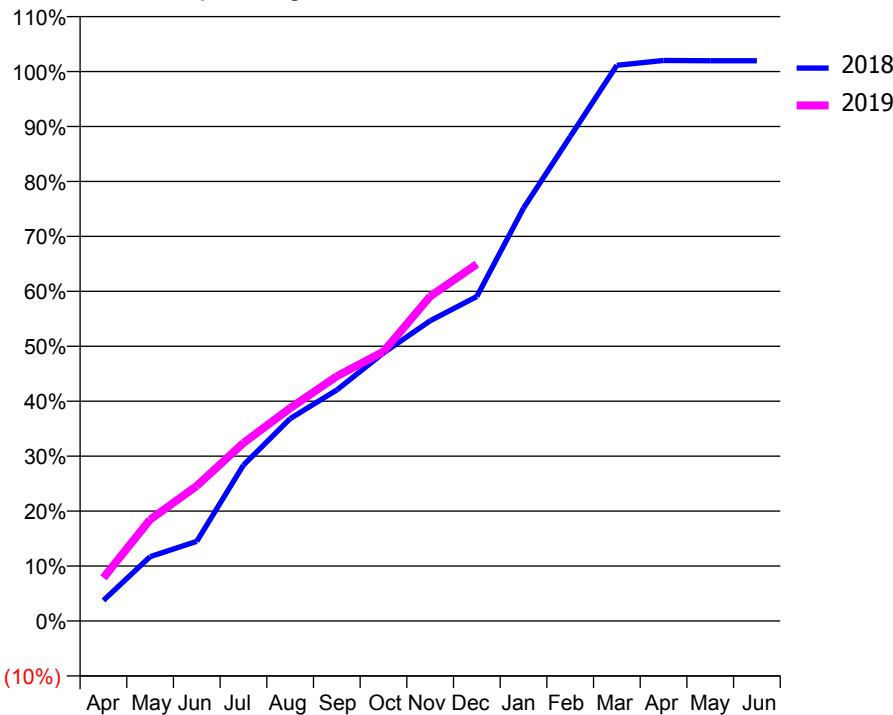
ACCESS*

Patients seen in 24 months	Total	Change since previous quarter
Quarter ending December 2017	888	
Quarter ending March 2018	894	→
Quarter ending June 2018	868	↓
Quarter ending September 2018	821	↓
Quarter ending December 2018	815	→
Variance since December 2017	(8.2%)	↓



ACTIVITY

Cumulative percentage of contracted UDA delivered 2018 & 2019



Month	Adjusted Scheduled Activity (UDA)	
	2018	2019
April	75	157
May	234	369
June	290	492
July	568	648
August	736	775
September	841	891
October	976	981
November	1,093	1,181
December	1,181	1,299
January	1,503	
February	1,763	
March	2,023	
April	2,040	
May	2,039	
June	2,039	

QUALITY

	Quantity	Base Number	Contract	AT	Region	England
% of FP17s for the same patient ID Re-attending within 3 months - Children	22	220	10.0%	9.5%	11.3%	11.8%
% of FP17s for the same patient ID Re-attending within 3 months - Adults	87	463	18.8%	15.0%	15.3%	15.6%
% of FP17s for the same patient ID Re-attending between 3 & 9 months - Children	126	220	57.3%	59.9%	61.1%	58.8%
% of FP17s for the same patient ID Re-attending between 3 & 9 months - Adults	243	463	52.5%	51.5%	52.4%	51.0%
% of FP17s for Band 1 Urgent Courses	60	673	8.9%	9.4%	9.5%	9.0%
% of FP17s Relating to Free Repair or Replacements	5	673	0.7%	0.5%	0.7%	0.8%
% of FP17s Relating to Continuations	3	673	0.4%	0.8%	0.8%	0.9%
% of Patients satisfied with the dentistry they have received	0	0	N/A	92.5%	93.1%	93.2%
% of Patients satisfied with the time they had to wait for an appointment	0	0	N/A	88.5%	87.8%	88.3%

* This is based on patients treated on this contract for their most recent course of treatment. Figures in italics indicate the base number of FP17s or Patient Questionnaire responses are less than 100. N/A is shown where the base number of responses is less than 10 during the period. % is calculated as Quantity/Base number*100

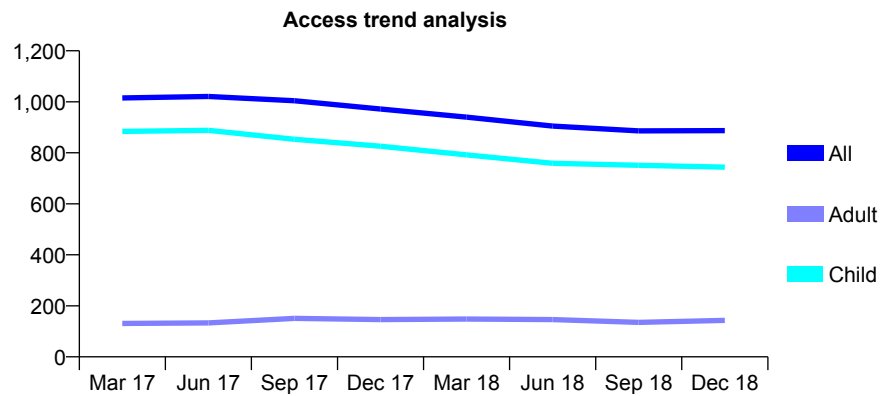
Q68 - Vital Signs At a Glance Contract Report for 906743/0001 - December 2018

Name or company name	Elms Lea Dental Care
Contract type name	GDS Contract
Purpose of contract	General
Contract start date	01/04/2006
Contract end date	

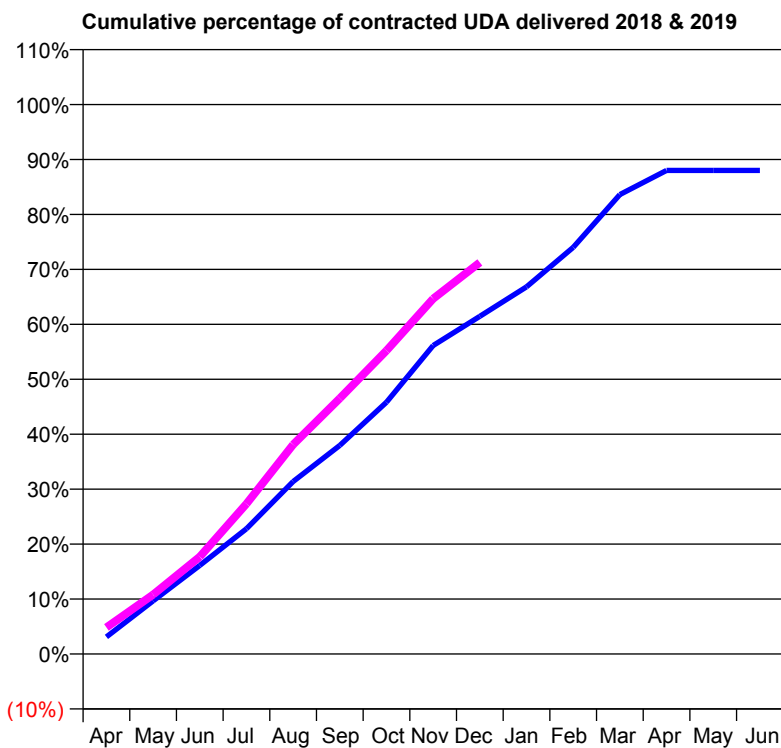
18/19 Contracted general activity (UDA)	1,799
Carry forward general activity (UDA)	0
18/19 Contracted orthodontic activity (UOA)	0
Carry forward orthodontic activity (UOA)	0
Baseline contract value	£39,372.70

ACCESS*

Patients seen in 24 months	Total	Change since previous quarter
Quarter ending December 2017	972	
Quarter ending March 2018	940	↓
Quarter ending June 2018	905	↓
Quarter ending September 2018	886	↓
Quarter ending December 2018	887	→
Variance since December 2017	(8.7%)	↓



ACTIVITY



Month	Adjusted Scheduled Activity (UDA)	
	2018	2019
April	56	87
May	174	194
June	290	319
July	410	492
August	565	686
September	683	837
October	824	993
November	1,010	1,163
December	1,106	1,282
January	1,202	
February	1,331	
March	1,504	
April	1,583	
May	1,583	
June	1,583	

QUALITY

	Quantity	Base Number	Contract	AT	Region	England
% of FP17s for the same patient ID Re-attending within 3 months - Children	37	762	4.9%	9.5%	11.3%	11.8%
% of FP17s for the same patient ID Re-attending within 3 months - Adults	2	66	3.0%	15.0%	15.3%	15.6%
% of FP17s for the same patient ID Re-attending between 3 & 9 months - Children	458	762	60.1%	59.9%	61.1%	58.8%
% of FP17s for the same patient ID Re-attending between 3 & 9 months - Adults	38	66	57.6%	51.5%	52.4%	51.0%
% of FP17s for Band 1 Urgent Courses	14	800	1.8%	9.4%	9.5%	9.0%
% of FP17s Relating to Free Repair or Replacements	0	800	0.0%	0.5%	0.7%	0.8%
% of FP17s Relating to Continuations	1	800	0.1%	0.8%	0.8%	0.9%
% of Patients satisfied with the dentistry they have received	0	0	N/A	92.5%	93.1%	93.2%
% of Patients satisfied with the time they had to wait for an appointment	0	0	N/A	88.5%	87.8%	88.3%

* This is based on patients treated on this contract for their most recent course of treatment. Figures in italics indicate the base number of FP17s or Patient Questionnaire responses are less than 100. N/A is shown where the base number of responses is less than 10 during the period. % is calculated as Quantity/Base number*100

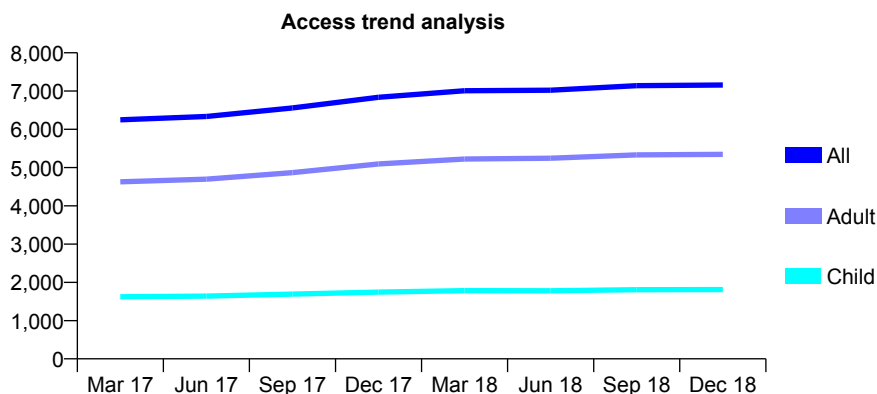
Q68 - Vital Signs At a Glance Contract Report for 906956/0002 - December 2018

Name or company name	Somerhill Dental Practice
Contract type name	GDS Contract
Purpose of contract	General
Contract start date	01/04/2006
Contract end date	

18/19 Contracted general activity (UDA)	21,423
Carry forward general activity (UDA)	0
18/19 Contracted orthodontic activity (UOA)	0
Carry forward orthodontic activity (UOA)	0
Baseline contract value	£645,635.07

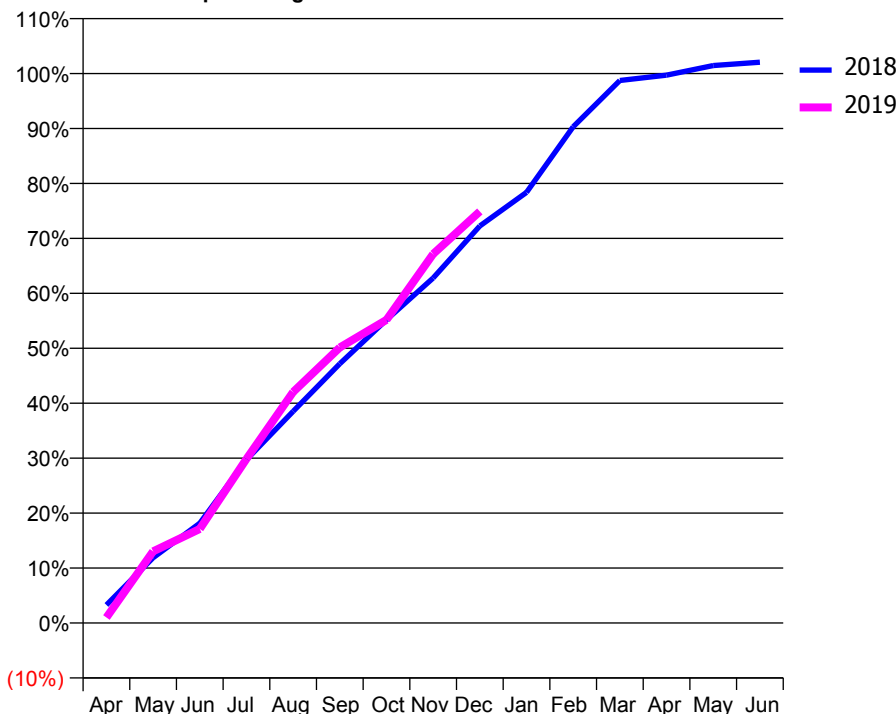
ACCESS*

Patients seen in 24 months	Total	Change since previous quarter
Quarter ending December 2017	6,839	
Quarter ending March 2018	7,008	↑
Quarter ending June 2018	7,023	→
Quarter ending September 2018	7,140	→
Quarter ending December 2018	7,157	→
Variance since December 2017	4.6%	↑



ACTIVITY

Cumulative percentage of contracted UDA delivered 2018 & 2019



Month	Adjusted Scheduled Activity (UDA)	
	2018	2019
April	706	213
May	2,547	2,793
June	3,894	3,668
July	6,368	6,400
August	8,254	9,009
September	10,109	10,741
October	11,821	11,817
November	13,453	14,387
December	15,478	16,046
January	16,789	
February	19,348	
March	21,151	
April	21,357	
May	21,734	
June	21,865	

QUALITY

	Quantity	Base Number	Contract	AT	Region	England
% of FP17s for the same patient ID Re-attending within 3 months - Children	110	1,841	6.0%	9.5%	11.3%	11.8%
% of FP17s for the same patient ID Re-attending within 3 months - Adults	889	5,382	16.5%	15.0%	15.3%	15.6%
% of FP17s for the same patient ID Re-attending between 3 & 9 months - Children	905	1,841	49.2%	59.9%	61.1%	58.8%
% of FP17s for the same patient ID Re-attending between 3 & 9 months - Adults	2,244	5,382	41.7%	51.5%	52.4%	51.0%
% of FP17s for Band 1 Urgent Courses	503	5,982	8.4%	9.4%	9.5%	9.0%
% of FP17s Relating to Free Repair or Replacements	68	5,982	1.1%	0.5%	0.7%	0.8%
% of FP17s Relating to Continuations	12	5,982	0.2%	0.8%	0.8%	0.9%
% of Patients satisfied with the dentistry they have received	1	1	N/A	92.5%	93.1%	93.2%
% of Patients satisfied with the time they had to wait for an appointment	1	1	N/A	88.5%	87.8%	88.3%

* This is based on patients treated on this contract for their most recent course of treatment. Figures in italics indicate the base number of FP17s or Patient Questionnaire responses are less than 100. N/A is shown where the base number of responses is less than 10 during the period. % is calculated as Quantity/Base number*100

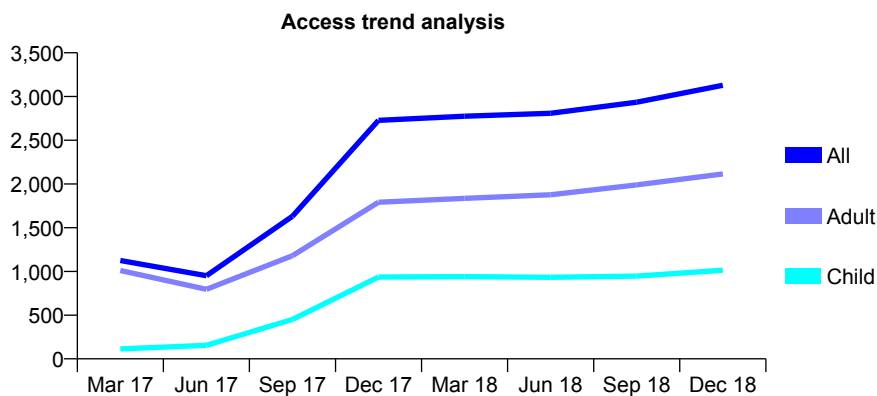
Q68 - Vital Signs At a Glance Contract Report for 907707/0001 - December 2018

Name or company name	MRS ZK KEYHANI NOORALII
Contract type name	GDS Contract
Purpose of contract	General
Contract start date	01/04/2006
Contract end date	

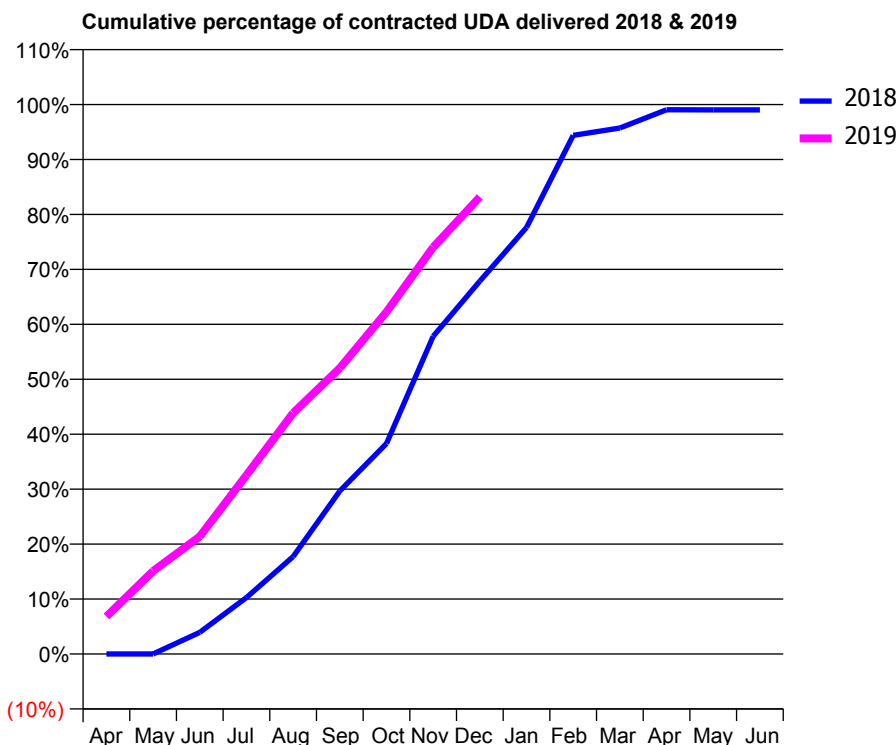
18/19 Contracted general activity (UDA)	6,857
Carry forward general activity (UDA)	66
18/19 Contracted orthodontic activity (UOA)	0
Carry forward orthodontic activity (UOA)	0
Baseline contract value	£168,885.96

ACCESS*

Patients seen in 24 months	Total	Change since previous quarter
Quarter ending December 2017	2,727	
Quarter ending March 2018	2,775	→
Quarter ending June 2018	2,809	→
Quarter ending September 2018	2,935	↑
Quarter ending December 2018	3,128	↑
Variance since December 2017	14.7%	↑



ACTIVITY



Month	Adjusted Scheduled Activity (UDA)	
	2018	2019
April	0	468
May	0	1,037
June	270	1,466
July	705	2,232
August	1,216	3,007
September	2,035	3,568
October	2,627	4,268
November	3,965	5,076
December	4,653	5,704
January	5,323	
February	6,472	
March	6,563	
April	6,792	
May	6,791	
June	6,791	

QUALITY

	Quantity	Base Number	Contract	AT	Region	England
% of FP17s for the same patient ID Re-attending within 3 months - Children	41	1,178	3.5%	9.5%	11.3%	11.8%
% of FP17s for the same patient ID Re-attending within 3 months - Adults	110	2,171	5.1%	15.0%	15.3%	15.6%
% of FP17s for the same patient ID Re-attending between 3 & 9 months - Children	497	1,178	42.2%	59.9%	61.1%	58.8%
% of FP17s for the same patient ID Re-attending between 3 & 9 months - Adults	683	2,171	31.5%	51.5%	52.4%	51.0%
% of FP17s for Band 1 Urgent Courses	220	3,265	6.7%	9.4%	9.5%	9.0%
% of FP17s Relating to Free Repair or Replacements	3	3,265	0.1%	0.5%	0.7%	0.8%
% of FP17s Relating to Continuations	1	3,265	0.0%	0.8%	0.8%	0.9%
% of Patients satisfied with the dentistry they have received	0	0	N/A	92.5%	93.1%	93.2%
% of Patients satisfied with the time they had to wait for an appointment	0	0	N/A	88.5%	87.8%	88.3%

* This is based on patients treated on this contract for their most recent course of treatment. Figures in italics indicate the base number of FP17s or Patient Questionnaire responses are less than 100. N/A is shown where the base number of responses is less than 10 during the period. % is calculated as Quantity/Base number*100

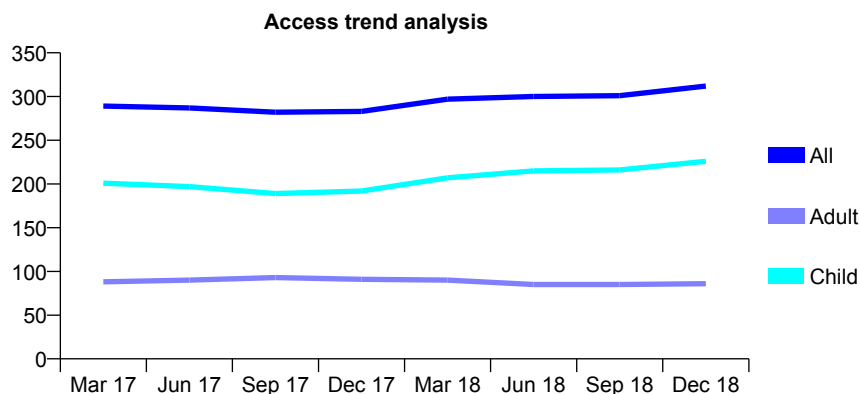
Q68 - Vital Signs At a Glance Contract Report for 911445/0001 - December 2018

Name or company name	MR JE REED
Contract type name	GDS Contract
Purpose of contract	General
Contract start date	01/04/2006
Contract end date	

18/19 Contracted general activity (UDA)	745
Carry forward general activity (UDA)	0
18/19 Contracted orthodontic activity (UOA)	0
Carry forward orthodontic activity (UOA)	0
Baseline contract value	£18,770.96

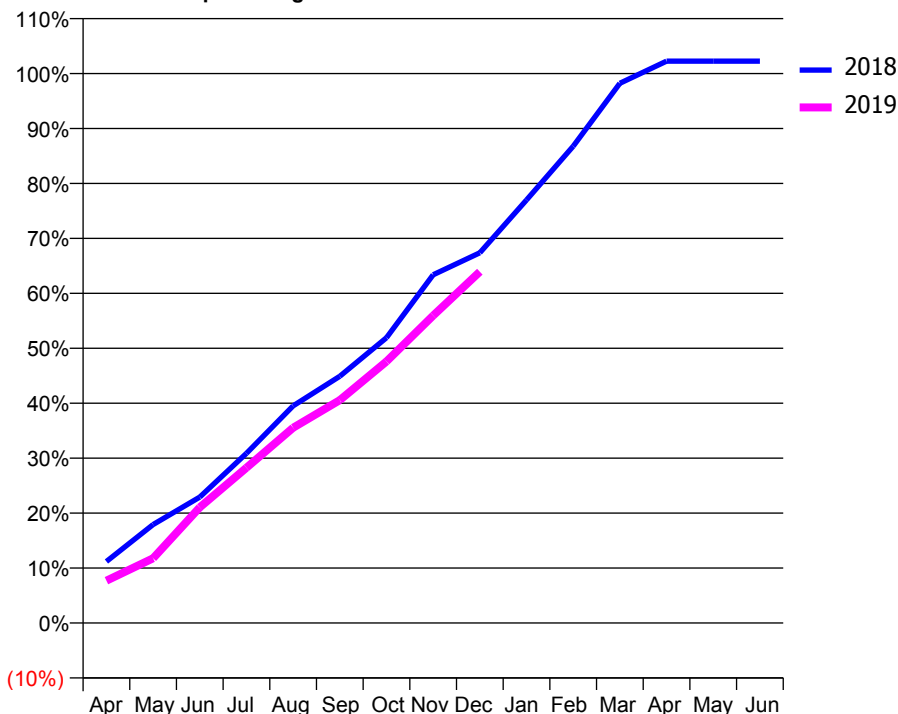
ACCESS*

Patients seen in 24 months	Total	Change since previous quarter
Quarter ending December 2017	283	
Quarter ending March 2018	297	↑
Quarter ending June 2018	300	→
Quarter ending September 2018	301	→
Quarter ending December 2018	312	↑
Variance since December 2017	10.2%	↑



ACTIVITY

Cumulative percentage of contracted UDA delivered 2018 & 2019



Month	Adjusted Scheduled Activity (UDA)	
	2018	2019
April	83	57
May	134	88
June	171	157
July	230	211
August	294	265
September	335	302
October	387	355
November	472	417
December	502	476
January	574	
February	646	
March	732	
April	762	
May	762	
June	762	

QUALITY

	Quantity	Base Number	Contract	AT	Region	England
% of FP17s for the same patient ID Re-attending within 3 months - Children	30	299	10.0%	9.5%	11.3%	11.8%
% of FP17s for the same patient ID Re-attending within 3 months - Adults	14	63	22.2%	15.0%	15.3%	15.6%
% of FP17s for the same patient ID Re-attending between 3 & 9 months - Children	187	299	62.5%	59.9%	61.1%	58.8%
% of FP17s for the same patient ID Re-attending between 3 & 9 months - Adults	27	63	42.9%	51.5%	52.4%	51.0%
% of FP17s for Band 1 Urgent Courses	21	348	6.0%	9.4%	9.5%	9.0%
% of FP17s Relating to Free Repair or Replacements	0	348	0.0%	0.5%	0.7%	0.8%
% of FP17s Relating to Continuations	0	348	0.0%	0.8%	0.8%	0.9%
% of Patients satisfied with the dentistry they have received	1	1	N/A	92.5%	93.1%	93.2%
% of Patients satisfied with the time they had to wait for an appointment	1	1	N/A	88.5%	87.8%	88.3%

* This is based on patients treated on this contract for their most recent course of treatment. Figures in italics indicate the base number of FP17s or Patient Questionnaire responses are less than 100. N/A is shown where the base number of responses is less than 10 during the period. % is calculated as Quantity/Base number*100

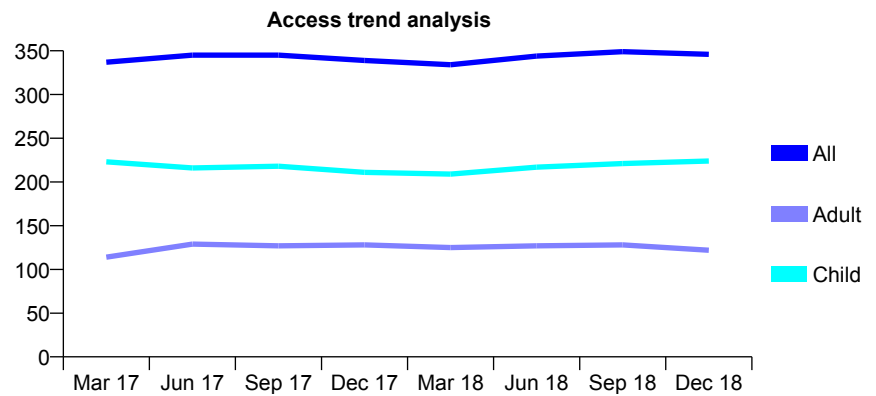
Q68 - Vital Signs At a Glance Contract Report for 911607/0001 - December 2018

Name or company name	MR NJ MARSHALL
Contract type name	GDS Contract
Purpose of contract	General
Contract start date	01/04/2006
Contract end date	

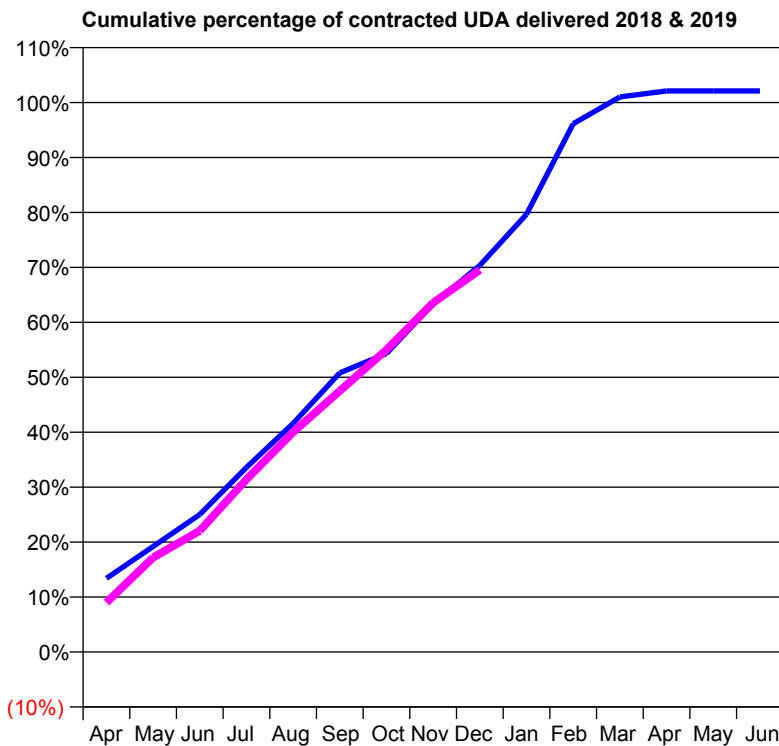
18/19 Contracted general activity (UDA)	656
Carry forward general activity (UDA)	0
18/19 Contracted orthodontic activity (UOA)	0
Carry forward orthodontic activity (UOA)	0
Baseline contract value	£14,945.63

ACCESS*

Patients seen in 24 months	Total	Change since previous quarter
Quarter ending December 2017	339	
Quarter ending March 2018	334	↓
Quarter ending June 2018	344	↑
Quarter ending September 2018	349	→
Quarter ending December 2018	346	→
Variance since December 2017	2.1%	↑



ACTIVITY



Month	Adjusted Scheduled Activity (UDA)	
	2018	2019
April	88	59
May	126	113
June	164	145
July	220	206
August	273	262
September	333	312
October	356	361
November	416	417
December	462	456
January	523	
February	631	
March	663	
April	670	
May	670	
June	670	

QUALITY

	Quantity	Base Number	Contract	AT	Region	England
% of FP17s for the same patient ID Re-attending within 3 months - Children	9	261	3.4%	9.5%	11.3%	11.8%
% of FP17s for the same patient ID Re-attending within 3 months - Adults	7	75	9.3%	15.0%	15.3%	15.6%
% of FP17s for the same patient ID Re-attending between 3 & 9 months - Children	175	261	67.0%	59.9%	61.1%	58.8%
% of FP17s for the same patient ID Re-attending between 3 & 9 months - Adults	44	75	58.7%	51.5%	52.4%	51.0%
% of FP17s for Band 1 Urgent Courses	11	329	3.3%	9.4%	9.5%	9.0%
% of FP17s Relating to Free Repair or Replacements	0	329	0.0%	0.5%	0.7%	0.8%
% of FP17s Relating to Continuations	0	329	0.0%	0.8%	0.8%	0.9%
% of Patients satisfied with the dentistry they have received	0	0	N/A	92.5%	93.1%	93.2%
% of Patients satisfied with the time they had to wait for an appointment	0	0	N/A	88.5%	87.8%	88.3%

* This is based on patients treated on this contract for their most recent course of treatment. Figures in italics indicate the base number of FP17s or Patient Questionnaire responses are less than 100. N/A is shown where the base number of responses is less than 10 during the period. % is calculated as Quantity/Base number*100

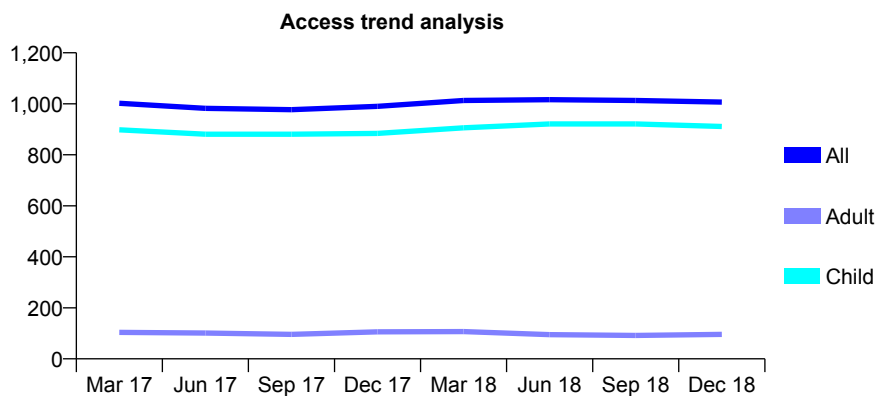
Q68 - Vital Signs At a Glance Contract Report for 913219/0001 - December 2018

Name or company name	MR AO REEVES
Contract type name	GDS Contract
Purpose of contract	General
Contract start date	01/04/2006
Contract end date	

18/19 Contracted general activity (UDA)	1,987
Carry forward general activity (UDA)	2
18/19 Contracted orthodontic activity (UOA)	0
Carry forward orthodontic activity (UOA)	0
Baseline contract value	£45,408.75

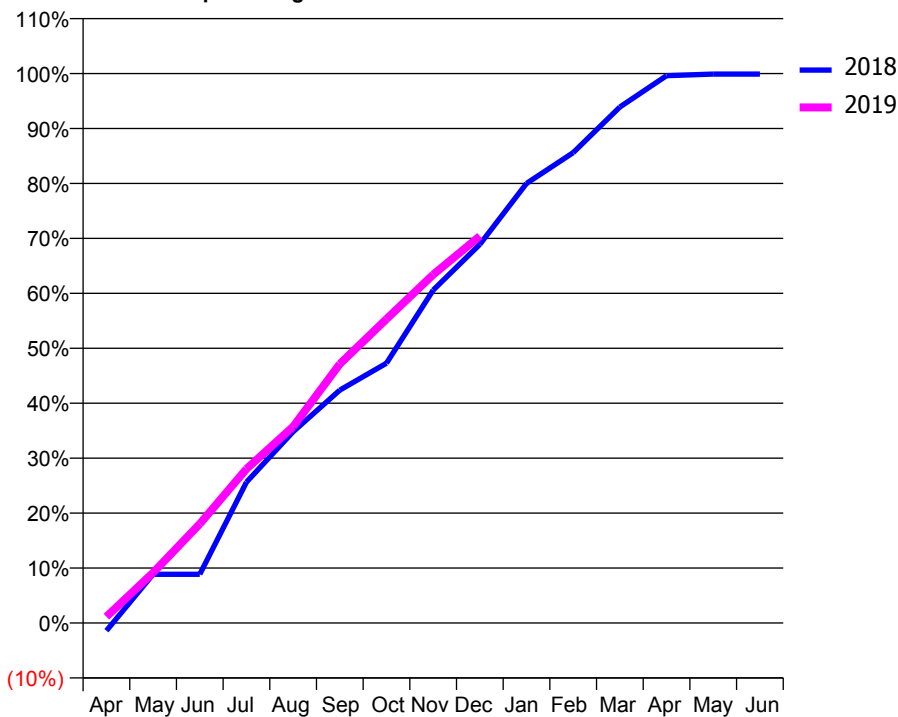
ACCESS*

Patients seen in 24 months	Total	Change since previous quarter
Quarter ending December 2017	990	
Quarter ending March 2018	1,013	↑
Quarter ending June 2018	1,016	→
Quarter ending September 2018	1,013	→
Quarter ending December 2018	1,007	→
Variance since December 2017	1.7%	→



ACTIVITY

Cumulative percentage of contracted UDA delivered 2018 & 2019



Month	Adjusted Scheduled Activity (UDA)	
	2018	2019
April	-28	23
May	176	182
June	176	359
July	510	557
August	692	710
September	842	937
October	940	1,099
November	1,204	1,260
December	1,369	1,399
January	1,590	
February	1,701	
March	1,866	
April	1,979	
May	1,985	
June	1,985	

QUALITY

	Quantity	Base Number	Contract	AT	Region	England
% of FP17s for the same patient ID Re-attending within 3 months - Children	36	1,167	3.1%	9.5%	11.3%	11.8%
% of FP17s for the same patient ID Re-attending within 3 months - Adults	0	2	0.0%	15.0%	15.3%	15.6%
% of FP17s for the same patient ID Re-attending between 3 & 9 months - Children	888	1,167	76.1%	59.9%	61.1%	58.8%
% of FP17s for the same patient ID Re-attending between 3 & 9 months - Adults	0	2	0.0%	51.5%	52.4%	51.0%
% of FP17s for Band 1 Urgent Courses	25	1,090	2.3%	9.4%	9.5%	9.0%
% of FP17s Relating to Free Repair or Replacements	0	1,090	0.0%	0.5%	0.7%	0.8%
% of FP17s Relating to Continuations	0	1,090	0.0%	0.8%	0.8%	0.9%
% of Patients satisfied with the dentistry they have received	0	0	N/A	92.5%	93.1%	93.2%
% of Patients satisfied with the time they had to wait for an appointment	0	0	N/A	88.5%	87.8%	88.3%

* This is based on patients treated on this contract for their most recent course of treatment. Figures in italics indicate the base number of FP17s or Patient Questionnaire responses are less than 100. N/A is shown where the base number of responses is less than 10 during the period. % is calculated as Quantity/Base number*100

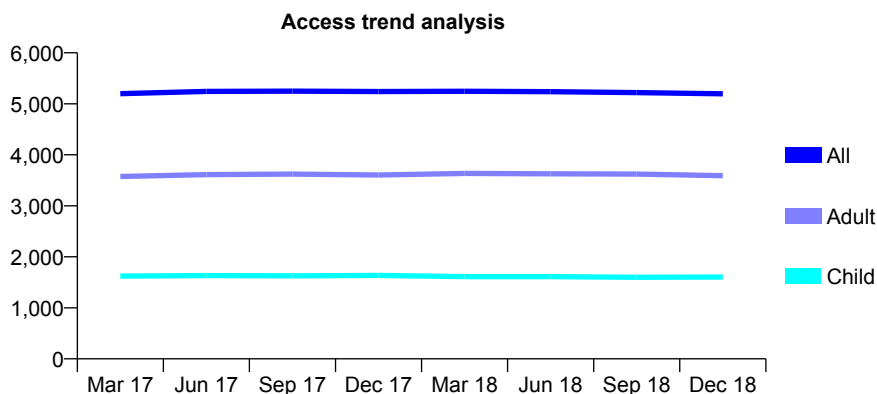
Q68 - Vital Signs At a Glance Contract Report for 913553/0001 - December 2018

Name or company name	MR AM BROWN
Contract type name	GDS Contract
Purpose of contract	General
Contract start date	01/04/2006
Contract end date	

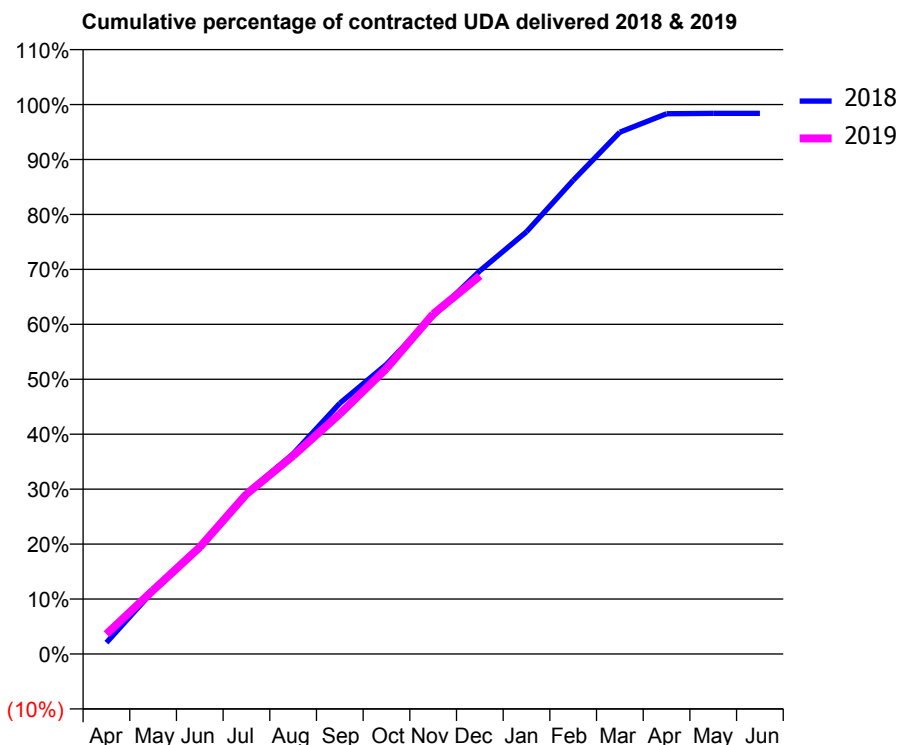
18/19 Contracted general activity (UDA)	11,982
Carry forward general activity (UDA)	192
18/19 Contracted orthodontic activity (UOA)	0
Carry forward orthodontic activity (UOA)	0
Baseline contract value	£288,220.93

ACCESS*

Patients seen in 24 months	Total	Change since previous quarter
Quarter ending December 2017	5,240	
Quarter ending March 2018	5,247	→
Quarter ending June 2018	5,238	→
Quarter ending September 2018	5,220	→
Quarter ending December 2018	5,195	→
Variance since December 2017	(0.9%)	→



ACTIVITY



Month	Adjusted Scheduled Activity (UDA)	
	2018	2019
April	248	435
May	1,373	1,393
June	2,311	2,330
July	3,503	3,489
August	4,365	4,322
September	5,469	5,236
October	6,317	6,226
November	7,375	7,414
December	8,356	8,246
January	9,208	
February	10,328	
March	11,378	
April	11,779	
May	11,789	
June	11,789	

QUALITY

	Quantity	Base Number	Contract	AT	Region	England
% of FP17s for the same patient ID Re-attending within 3 months - Children	101	1,965	5.1%	9.5%	11.3%	11.8%
% of FP17s for the same patient ID Re-attending within 3 months - Adults	393	3,796	10.4%	15.0%	15.3%	15.6%
% of FP17s for the same patient ID Re-attending between 3 & 9 months - Children	1,401	1,965	71.3%	59.9%	61.1%	58.8%
% of FP17s for the same patient ID Re-attending between 3 & 9 months - Adults	2,125	3,796	56.0%	51.5%	52.4%	51.0%
% of FP17s for Band 1 Urgent Courses	431	5,490	7.9%	9.4%	9.5%	9.0%
% of FP17s Relating to Free Repair or Replacements	17	5,490	0.3%	0.5%	0.7%	0.8%
% of FP17s Relating to Continuations	2	5,490	0.0%	0.8%	0.8%	0.9%
% of Patients satisfied with the dentistry they have received	1	1	N/A	92.5%	93.1%	93.2%
% of Patients satisfied with the time they had to wait for an appointment	1	1	N/A	88.5%	87.8%	88.3%

* This is based on patients treated on this contract for their most recent course of treatment. Figures in italics indicate the base number of FP17s or Patient Questionnaire responses are less than 100. N/A is shown where the base number of responses is less than 10 during the period. % is calculated as Quantity/Base number*100

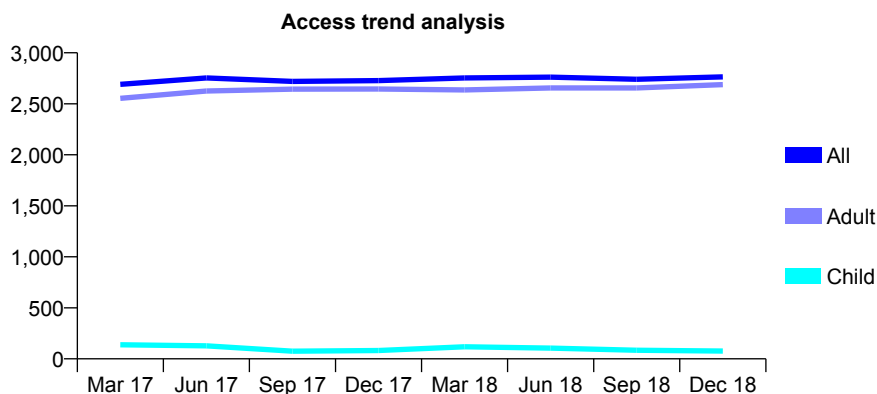
Q68 - Vital Signs At a Glance Contract Report for 914673/0002 - December 2018

Name or company name	MR M SEIFOURI
Contract type name	GDS Contract
Purpose of contract	General
Contract start date	01/08/2011
Contract end date	

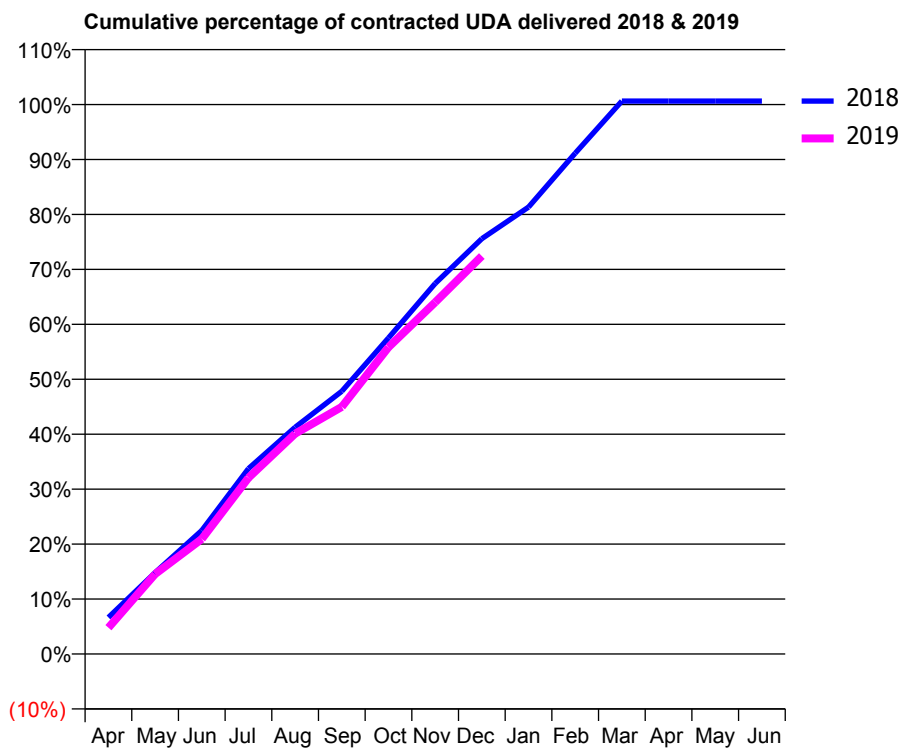
18/19 Contracted general activity (UDA)	7,753
Carry forward general activity (UDA)	0
18/19 Contracted orthodontic activity (UOA)	0
Carry forward orthodontic activity (UOA)	0
Baseline contract value	£230,366.57

ACCESS*

Patients seen in 24 months	Total	Change since previous quarter
Quarter ending December 2017	2,727	
Quarter ending March 2018	2,754	→
Quarter ending June 2018	2,761	→
Quarter ending September 2018	2,740	→
Quarter ending December 2018	2,764	→
Variance since December 2017	1.4%	→



ACTIVITY



Month	Adjusted Scheduled Activity (UDA)	
	2018	2019
April	516	371
May	1,149	1,128
June	1,744	1,622
July	2,617	2,486
August	3,199	3,108
September	3,707	3,488
October	4,459	4,329
November	5,228	4,962
December	5,860	5,614
January	6,305	
February	7,066	
March	7,802	
April	7,802	
May	7,802	
June	7,802	

QUALITY

	Quantity	Base Number	Contract	AT	Region	England
% of FP17s for the same patient ID Re-attending within 3 months - Children	0	80	0.0%	9.5%	11.3%	11.8%
% of FP17s for the same patient ID Re-attending within 3 months - Adults	157	2,419	6.5%	15.0%	15.3%	15.6%
% of FP17s for the same patient ID Re-attending between 3 & 9 months - Children	12	80	15.0%	59.9%	61.1%	58.8%
% of FP17s for the same patient ID Re-attending between 3 & 9 months - Adults	899	2,419	37.2%	51.5%	52.4%	51.0%
% of FP17s for Band 1 Urgent Courses	26	2,499	1.0%	9.4%	9.5%	9.0%
% of FP17s Relating to Free Repair or Replacements	0	2,499	0.0%	0.5%	0.7%	0.8%
% of FP17s Relating to Continuations	0	2,499	0.0%	0.8%	0.8%	0.9%
% of Patients satisfied with the dentistry they have received	2	2	N/A	92.5%	93.1%	93.2%
% of Patients satisfied with the time they had to wait for an appointment	2	2	N/A	88.5%	87.8%	88.3%

* This is based on patients treated on this contract for their most recent course of treatment. Figures in italics indicate the base number of FP17s or Patient Questionnaire responses are less than 100. N/A is shown where the base number of responses is less than 10 during the period. % is calculated as Quantity/Base number*100

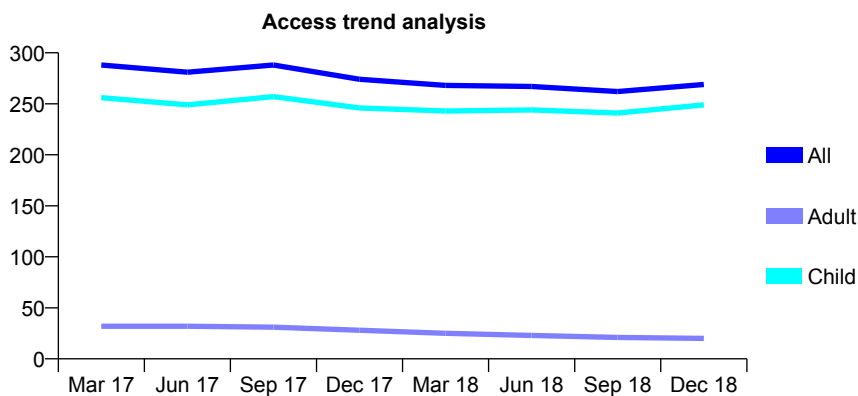
Q68 - Vital Signs At a Glance Contract Report for 916994/0001 - December 2018

Name or company name	MR MD SETTERS
Contract type name	GDS Contract
Purpose of contract	General
Contract start date	01/04/2006
Contract end date	

18/19 Contracted general activity (UDA)	402
Carry forward general activity (UDA)	0
18/19 Contracted orthodontic activity (UOA)	0
Carry forward orthodontic activity (UOA)	0
Baseline contract value	£10,020.44

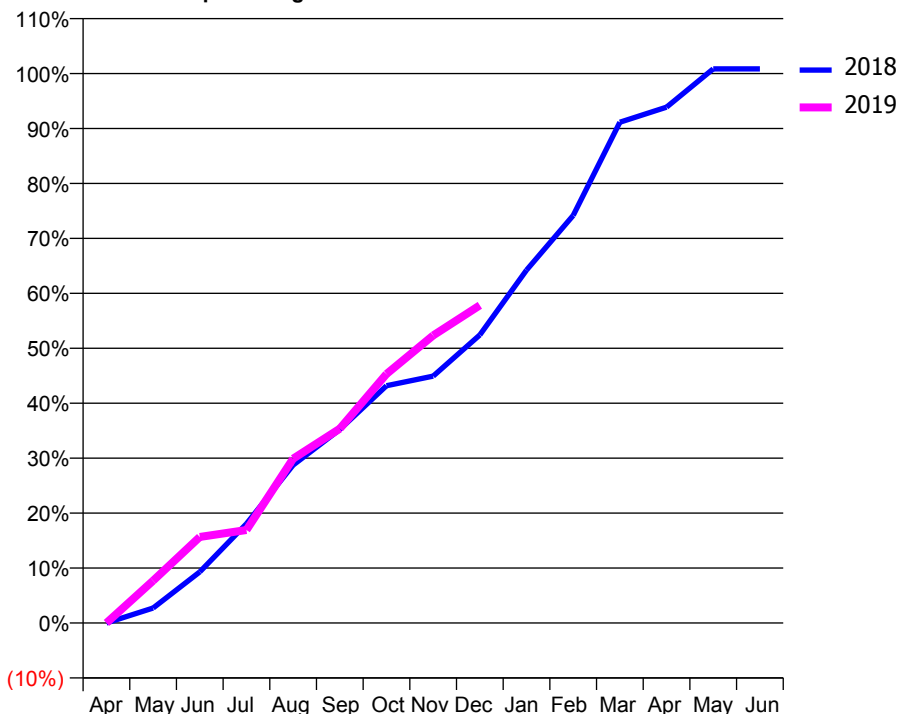
ACCESS*

Patients seen in 24 months	Total	Change since previous quarter
Quarter ending December 2017	274	
Quarter ending March 2018	268	↓
Quarter ending June 2018	267	→
Quarter ending September 2018	262	↓
Quarter ending December 2018	269	↑
Variance since December 2017	(1.8%)	↓



ACTIVITY

Cumulative percentage of contracted UDA delivered 2018 & 2019



Month	Adjusted Scheduled Activity (UDA)	
	2018	2019
April	0	0
May	11	31
June	37	63
July	73	68
August	116	120
September	142	142
October	174	182
November	181	210
December	211	232
January	258	
February	298	
March	366	
April	377	
May	405	
June	405	

QUALITY

	Quantity	Base Number	Contract	AT	Region	England
% of FP17s for the same patient ID Re-attending within 3 months - Children	12	235	5.1%	9.5%	11.3%	11.8%
% of FP17s for the same patient ID Re-attending within 3 months - Adults	0	0	N/A	15.0%	15.3%	15.6%
% of FP17s for the same patient ID Re-attending between 3 & 9 months - Children	152	235	64.7%	59.9%	61.1%	58.8%
% of FP17s for the same patient ID Re-attending between 3 & 9 months - Adults	0	0	N/A	51.5%	52.4%	51.0%
% of FP17s for Band 1 Urgent Courses	2	202	1.0%	9.4%	9.5%	9.0%
% of FP17s Relating to Free Repair or Replacements	0	202	0.0%	0.5%	0.7%	0.8%
% of FP17s Relating to Continuations	0	202	0.0%	0.8%	0.8%	0.9%
% of Patients satisfied with the dentistry they have received	1	1	N/A	92.5%	93.1%	93.2%
% of Patients satisfied with the time they had to wait for an appointment	1	1	N/A	88.5%	87.8%	88.3%

* This is based on patients treated on this contract for their most recent course of treatment. Figures in italics indicate the base number of FP17s or Patient Questionnaire responses are less than 100. N/A is shown where the base number of responses is less than 10 during the period. % is calculated as Quantity/Base number*100

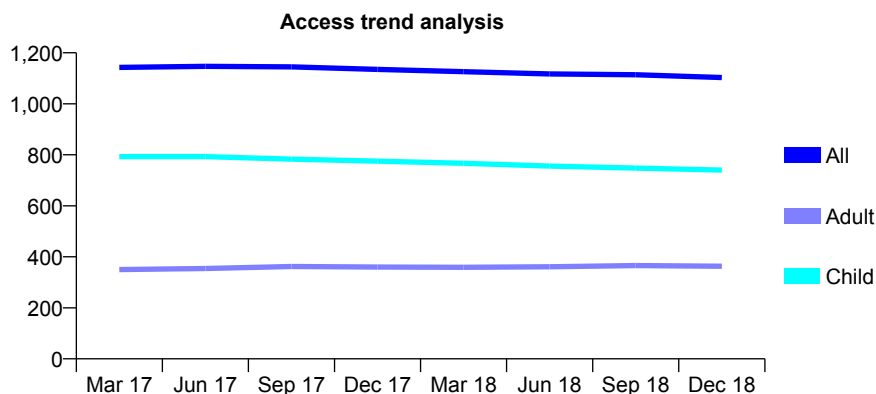
Q68 - Vital Signs At a Glance Contract Report for 917982/0001 - December 2018

Name or company name	MISS M SPEAKMAN
Contract type name	GDS Contract
Purpose of contract	General
Contract start date	01/04/2014
Contract end date	

18/19 Contracted general activity (UDA)	2,100
Carry forward general activity (UDA)	0
18/19 Contracted orthodontic activity (UOA)	0
Carry forward orthodontic activity (UOA)	0
Baseline contract value	£47,988.82

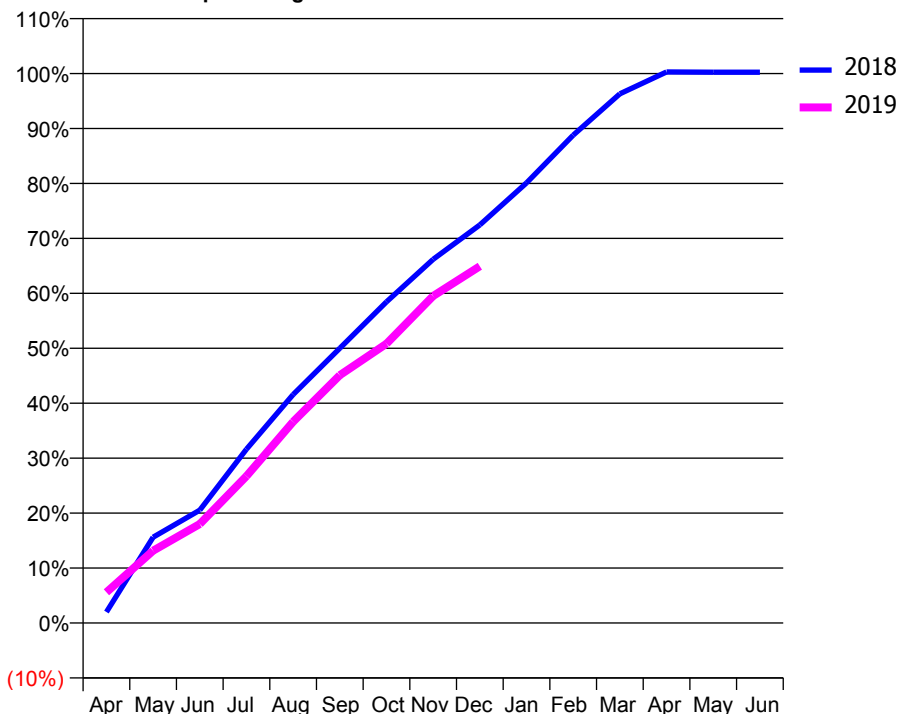
ACCESS*

Patients seen in 24 months	Total	Change since previous quarter
Quarter ending December 2017	1,135	
Quarter ending March 2018	1,126	→
Quarter ending June 2018	1,117	→
Quarter ending September 2018	1,114	→
Quarter ending December 2018	1,103	→
Variance since December 2017	(2.8%)	↓



ACTIVITY

Cumulative percentage of contracted UDA delivered 2018 & 2019



Month	Adjusted Scheduled Activity (UDA)	
	2018	2019
April	42	118
May	328	277
June	431	378
July	664	561
August	873	769
September	1,050	947
October	1,227	1,067
November	1,390	1,250
December	1,522	1,363
January	1,682	
February	1,864	
March	2,023	
April	2,106	
May	2,105	
June	2,105	

QUALITY

	Quantity	Base Number	Contract	AT	Region	England
% of FP17s for the same patient ID Re-attending within 3 months - Children	46	863	5.3%	9.5%	11.3%	11.8%
% of FP17s for the same patient ID Re-attending within 3 months - Adults	9	241	3.7%	15.0%	15.3%	15.6%
% of FP17s for the same patient ID Re-attending between 3 & 9 months - Children	603	863	69.9%	59.9%	61.1%	58.8%
% of FP17s for the same patient ID Re-attending between 3 & 9 months - Adults	132	241	54.8%	51.5%	52.4%	51.0%
% of FP17s for Band 1 Urgent Courses	32	1,033	3.1%	9.4%	9.5%	9.0%
% of FP17s Relating to Free Repair or Replacements	1	1,033	0.1%	0.5%	0.7%	0.8%
% of FP17s Relating to Continuations	0	1,033	0.0%	0.8%	0.8%	0.9%
% of Patients satisfied with the dentistry they have received	0	0	N/A	92.5%	93.1%	93.2%
% of Patients satisfied with the time they had to wait for an appointment	0	0	N/A	88.5%	87.8%	88.3%

* This is based on patients treated on this contract for their most recent course of treatment. Figures in italics indicate the base number of FP17s or Patient Questionnaire responses are less than 100. N/A is shown where the base number of responses is less than 10 during the period. % is calculated as Quantity/Base number*100

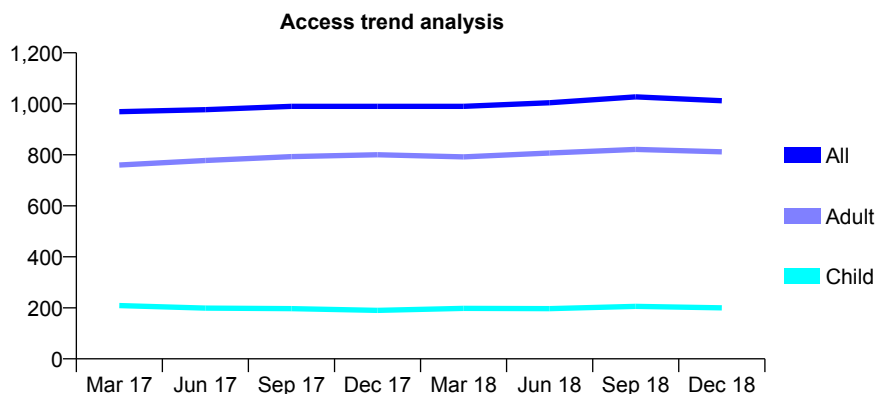
Q68 - Vital Signs At a Glance Contract Report for 919977/0001 - December 2018

Name or company name	MS JF ROYLE
Contract type name	GDS Contract
Purpose of contract	General
Contract start date	01/04/2006
Contract end date	

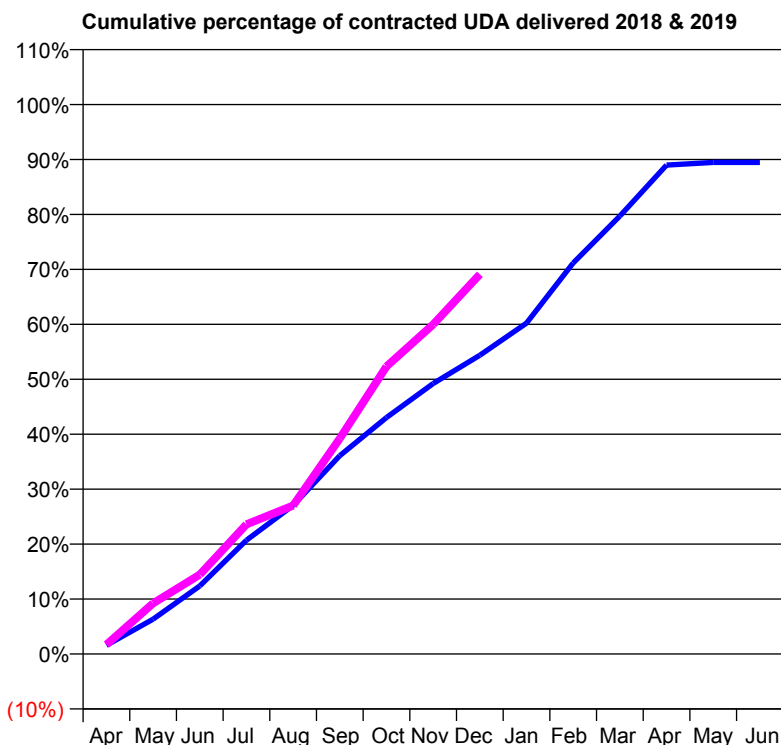
18/19 Contracted general activity (UDA)	2,600
Carry forward general activity (UDA)	0
18/19 Contracted orthodontic activity (UOA)	0
Carry forward orthodontic activity (UOA)	0
Baseline contract value	£67,129.58

ACCESS*

Patients seen in 24 months	Total	Change since previous quarter
Quarter ending December 2017	990	
Quarter ending March 2018	990	→
Quarter ending June 2018	1,004	→
Quarter ending September 2018	1,027	↑
Quarter ending December 2018	1,012	↓
Variance since December 2017	2.2%	↑



ACTIVITY



Month	Adjusted Scheduled Activity (UDA)	
	2018	2019
April	45	45
May	177	240
June	347	376
July	580	614
August	757	703
September	1,011	1,020
October	1,205	1,360
November	1,378	1,560
December	1,522	1,797
January	1,686	
February	1,993	
March	2,232	
April	2,491	
May	2,505	
June	2,505	

QUALITY

	Quantity	Base Number	Contract	AT	Region	England
% of FP17s for the same patient ID Re-attending within 3 months - Children	9	187	4.8%	9.5%	11.3%	11.8%
% of FP17s for the same patient ID Re-attending within 3 months - Adults	113	790	14.3%	15.0%	15.3%	15.6%
% of FP17s for the same patient ID Re-attending between 3 & 9 months - Children	96	187	51.3%	59.9%	61.1%	58.8%
% of FP17s for the same patient ID Re-attending between 3 & 9 months - Adults	345	790	43.7%	51.5%	52.4%	51.0%
% of FP17s for Band 1 Urgent Courses	109	896	12.2%	9.4%	9.5%	9.0%
% of FP17s Relating to Free Repair or Replacements	11	896	1.2%	0.5%	0.7%	0.8%
% of FP17s Relating to Continuations	4	896	0.4%	0.8%	0.8%	0.9%
% of Patients satisfied with the dentistry they have received	0	0	N/A	92.5%	93.1%	93.2%
% of Patients satisfied with the time they had to wait for an appointment	0	0	N/A	88.5%	87.8%	88.3%

* This is based on patients treated on this contract for their most recent course of treatment. Figures in italics indicate the base number of FP17s or Patient Questionnaire responses are less than 100. N/A is shown where the base number of responses is less than 10 during the period. % is calculated as Quantity/Base number*100

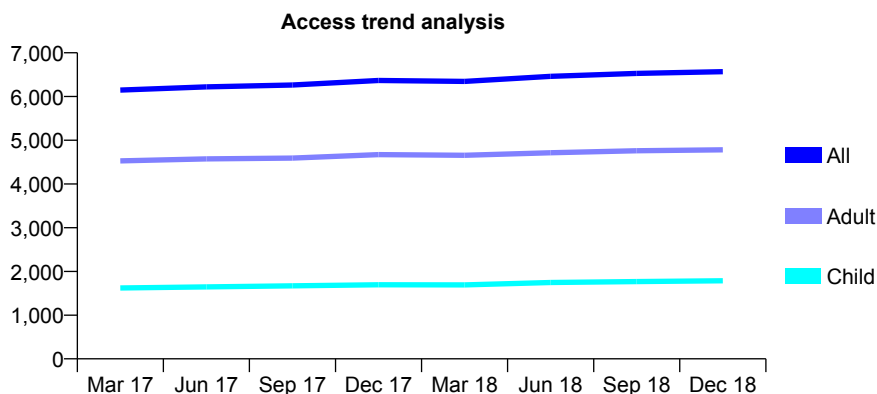
Q68 - Vital Signs At a Glance Contract Report for 921645/0004 - December 2018

Name or company name	Brightsmile Dental Care (Tadworth)
Contract type name	GDS Contract
Purpose of contract	General
Contract start date	01/04/2006
Contract end date	

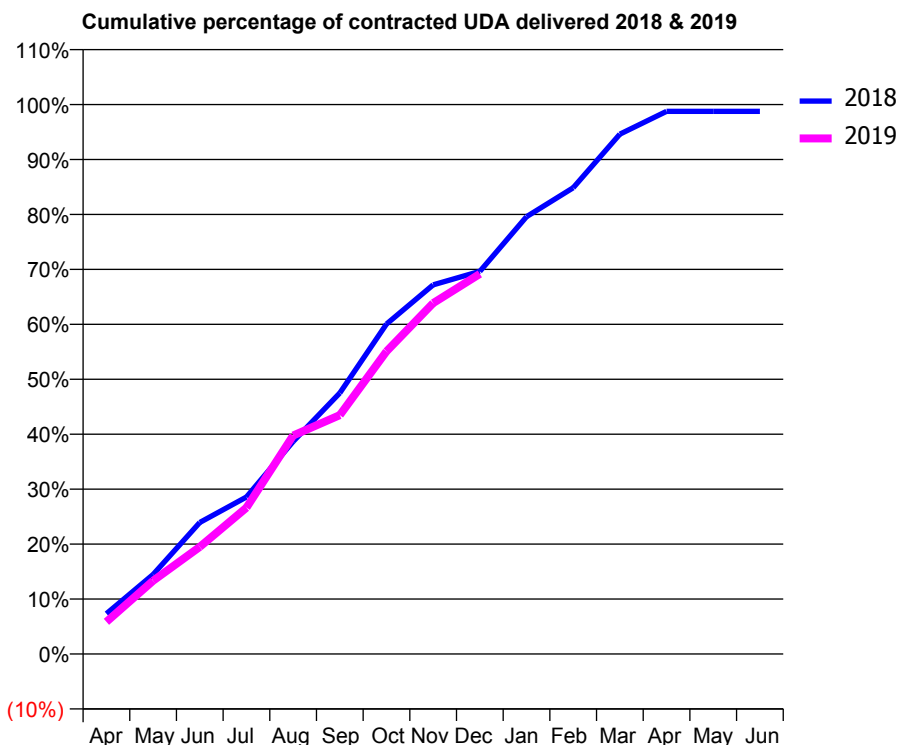
18/19 Contracted general activity (UDA)	16,552
Carry forward general activity (UDA)	206
18/19 Contracted orthodontic activity (UOA)	0
Carry forward orthodontic activity (UOA)	0
Baseline contract value	£456,994.64

ACCESS*

Patients seen in 24 months	Total	Change since previous quarter
Quarter ending December 2017	6,366	
Quarter ending March 2018	6,347	→
Quarter ending June 2018	6,461	→
Quarter ending September 2018	6,528	→
Quarter ending December 2018	6,568	→
Variance since December 2017	3.2%	↑



ACTIVITY



Adjusted Scheduled Activity (UDA)		
Month	2018	2019
April	1,215	971
May	2,398	2,206
June	3,963	3,227
July	4,730	4,409
August	6,402	6,582
September	7,861	7,194
October	9,941	9,115
November	11,120	10,572
December	11,527	11,448
January	13,171	
February	14,044	
March	15,661	
April	16,346	
May	16,345	
June	16,345	

QUALITY

	Quantity	Base Number	Contract	AT	Region	England
% of FP17s for the same patient ID Re-attending within 3 months - Children	73	1,664	4.4%	9.5%	11.3%	11.8%
% of FP17s for the same patient ID Re-attending within 3 months - Adults	406	4,258	9.5%	15.0%	15.3%	15.6%
% of FP17s for the same patient ID Re-attending between 3 & 9 months - Children	905	1,664	54.4%	59.9%	61.1%	58.8%
% of FP17s for the same patient ID Re-attending between 3 & 9 months - Adults	2,068	4,258	48.6%	51.5%	52.4%	51.0%
% of FP17s for Band 1 Urgent Courses	408	5,127	8.0%	9.4%	9.5%	9.0%
% of FP17s Relating to Free Repair or Replacements	12	5,127	0.2%	0.5%	0.7%	0.8%
% of FP17s Relating to Continuations	13	5,127	0.3%	0.8%	0.8%	0.9%
% of Patients satisfied with the dentistry they have received	4	4	N/A	92.5%	93.1%	93.2%
% of Patients satisfied with the time they had to wait for an appointment	4	4	N/A	88.5%	87.8%	88.3%

* This is based on patients treated on this contract for their most recent course of treatment. Figures in italics indicate the base number of FP17s or Patient Questionnaire responses are less than 100. N/A is shown where the base number of responses is less than 10 during the period. % is calculated as Quantity/Base number*100

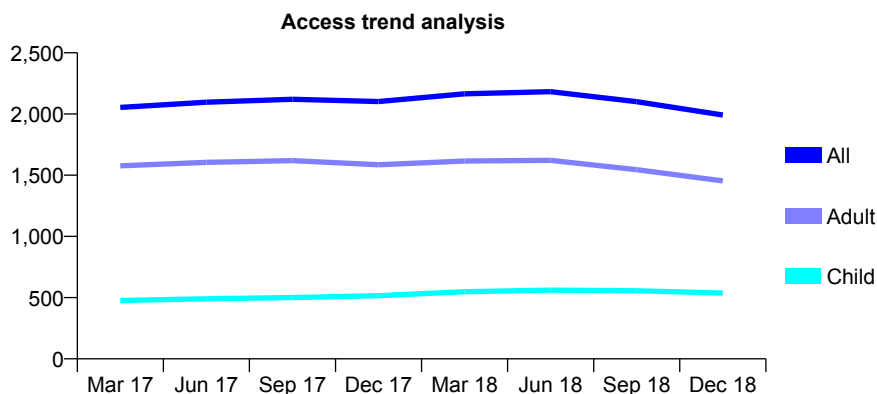
Q68 - Vital Signs At a Glance Contract Report for 921645/0005 - December 2018

Name or company name	Brightsmile Dental Care (Epsom)
Contract type name	GDS Contract
Purpose of contract	General
Contract start date	04/11/2009
Contract end date	

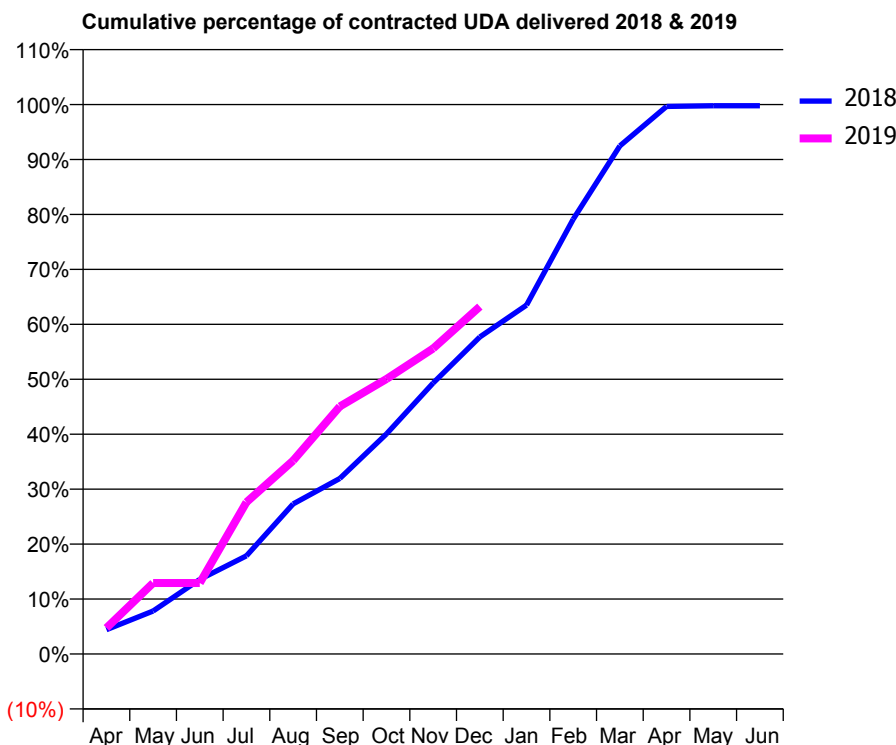
18/19 Contracted general activity (UDA)	5,000
Carry forward general activity (UDA)	11
18/19 Contracted orthodontic activity (UOA)	0
Carry forward orthodontic activity (UOA)	0
Baseline contract value	£138,048.15

ACCESS*

Patients seen in 24 months	Total	Change since previous quarter
Quarter ending December 2017	2,102	
Quarter ending March 2018	2,165	↑
Quarter ending June 2018	2,183	→
Quarter ending September 2018	2,101	↓
Quarter ending December 2018	1,992	↓
Variance since December 2017	(5.2%)	↓



ACTIVITY



Month	Adjusted Scheduled Activity (UDA)	
	2018	2019
April	221	237
May	392	647
June	679	647
July	894	1,382
August	1,365	1,760
September	1,597	2,253
October	2,003	2,503
November	2,466	2,780
December	2,884	3,162
January	3,174	
February	3,957	
March	4,623	
April	4,983	
May	4,989	
June	4,989	

QUALITY

	Quantity	Base Number	Contract	AT	Region	England
% of FP17s for the same patient ID Re-attending within 3 months - Children	21	440	4.8%	9.5%	11.3%	11.8%
% of FP17s for the same patient ID Re-attending within 3 months - Adults	106	979	10.8%	15.0%	15.3%	15.6%
% of FP17s for the same patient ID Re-attending between 3 & 9 months - Children	221	440	50.2%	59.9%	61.1%	58.8%
% of FP17s for the same patient ID Re-attending between 3 & 9 months - Adults	342	979	34.9%	51.5%	52.4%	51.0%
% of FP17s for Band 1 Urgent Courses	105	1,323	7.9%	9.4%	9.5%	9.0%
% of FP17s Relating to Free Repair or Replacements	3	1,323	0.2%	0.5%	0.7%	0.8%
% of FP17s Relating to Continuations	1	1,323	0.1%	0.8%	0.8%	0.9%
% of Patients satisfied with the dentistry they have received	0	0	N/A	92.5%	93.1%	93.2%
% of Patients satisfied with the time they had to wait for an appointment	0	0	N/A	88.5%	87.8%	88.3%

* This is based on patients treated on this contract for their most recent course of treatment. Figures in italics indicate the base number of FP17s or Patient Questionnaire responses are less than 100. N/A is shown where the base number of responses is less than 10 during the period. % is calculated as Quantity/Base number*100

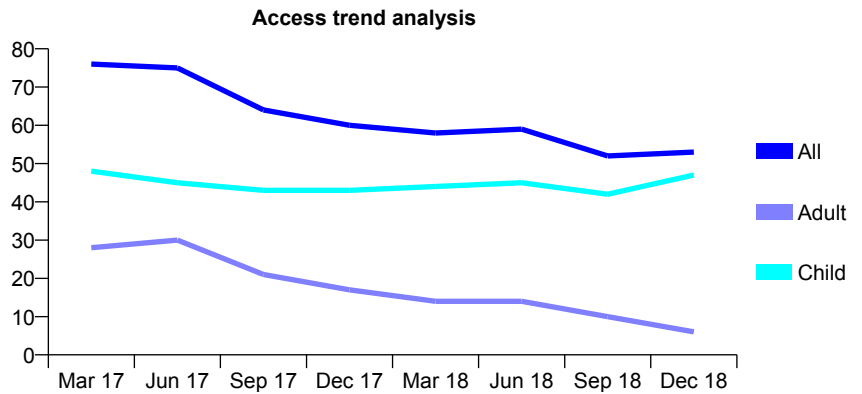
Q68 - Vital Signs At a Glance Contract Report for 921653/0001 - December 2018

Name or company name	MS RN CHADHA
Contract type name	GDS Contract
Purpose of contract	General
Contract start date	01/04/2006
Contract end date	

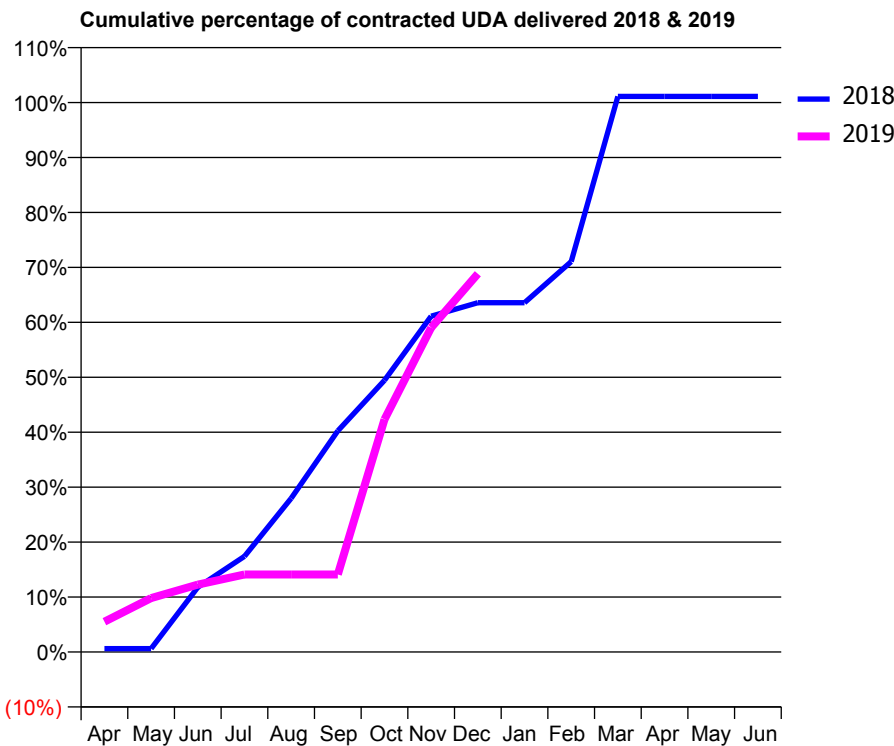
18/19 Contracted general activity (UDA)	163
Carry forward general activity (UDA)	0
18/19 Contracted orthodontic activity (UOA)	0
Carry forward orthodontic activity (UOA)	0
Baseline contract value	£4,208.51

ACCESS*

Patients seen in 24 months	Total	Change since previous quarter
Quarter ending December 2017	60	
Quarter ending March 2018	58	↓
Quarter ending June 2018	59	→
Quarter ending September 2018	52	↓
Quarter ending December 2018	53	→
Variance since December 2017	(11.7%)	↓



ACTIVITY



Month	Adjusted Scheduled Activity (UDA)	
	2018	2019
April	1	9
May	1	16
June	19	20
July	28	23
August	46	23
September	66	23
October	81	69
November	100	96
December	104	112
January	104	
February	116	
March	165	
April	165	
May	165	
June	165	

QUALITY

	Quantity	Base Number	Contract	AT	Region	England
% of FP17s for the same patient ID Re-attending within 3 months - Children	2	50	4.0%	9.5%	11.3%	11.8%
% of FP17s for the same patient ID Re-attending within 3 months - Adults	0	3	0.0%	15.0%	15.3%	15.6%
% of FP17s for the same patient ID Re-attending between 3 & 9 months - Children	31	50	62.0%	59.9%	61.1%	58.8%
% of FP17s for the same patient ID Re-attending between 3 & 9 months - Adults	2	3	66.7%	51.5%	52.4%	51.0%
% of FP17s for Band 1 Urgent Courses	1	53	1.9%	9.4%	9.5%	9.0%
% of FP17s Relating to Free Repair or Replacements	0	53	0.0%	0.5%	0.7%	0.8%
% of FP17s Relating to Continuations	0	53	0.0%	0.8%	0.8%	0.9%
% of Patients satisfied with the dentistry they have received	0	0	N/A	92.5%	93.1%	93.2%
% of Patients satisfied with the time they had to wait for an appointment	0	0	N/A	88.5%	87.8%	88.3%

* This is based on patients treated on this contract for their most recent course of treatment. Figures in italics indicate the base number of FP17s or Patient Questionnaire responses are less than 100. N/A is shown where the base number of responses is less than 10 during the period. % is calculated as Quantity/Base number*100

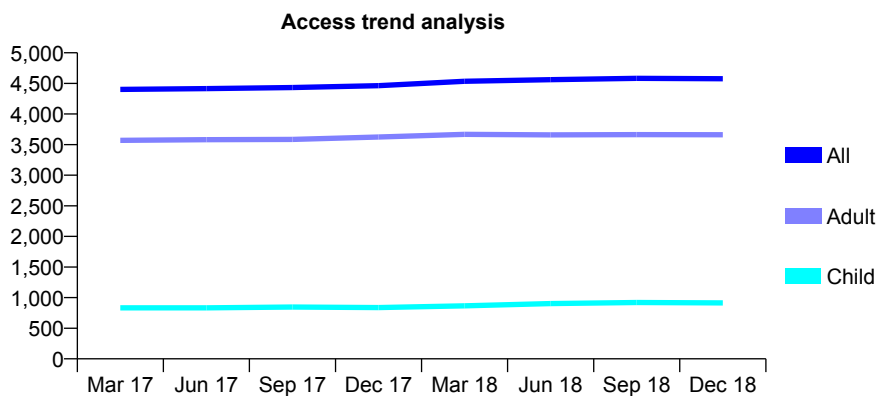
Q68 - Vital Signs At a Glance Contract Report for 921807/0001 - December 2018

Name or company name	MR RJ CURTIS
Contract type name	GDS Contract
Purpose of contract	General
Contract start date	01/04/2006
Contract end date	

18/19 Contracted general activity (UDA)	13,645
Carry forward general activity (UDA)	440
18/19 Contracted orthodontic activity (UOA)	0
Carry forward orthodontic activity (UOA)	0
Baseline contract value	£316,668.05

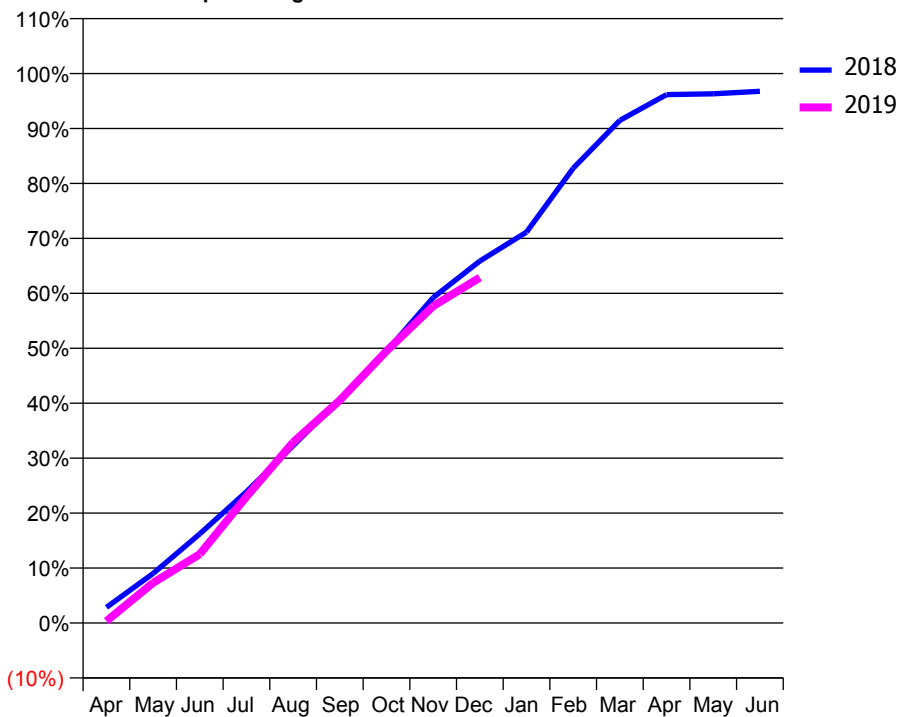
ACCESS*

Patients seen in 24 months	Total	Change since previous quarter
Quarter ending December 2017	4,462	
Quarter ending March 2018	4,534	→
Quarter ending June 2018	4,561	→
Quarter ending September 2018	4,583	→
Quarter ending December 2018	4,576	→
Variance since December 2017	2.6%	↑



ACTIVITY

Cumulative percentage of contracted UDA delivered 2018 & 2019



Month	Adjusted Scheduled Activity (UDA)	
	2018	2019
April	389	48
May	1,231	998
June	2,213	1,711
July	3,260	3,136
August	4,401	4,489
September	5,554	5,532
October	6,749	6,753
November	8,080	7,869
December	8,988	8,577
January	9,706	
February	11,294	
March	12,482	
April	13,120	
May	13,141	
June	13,205	

QUALITY

	Quantity	Base Number	Contract	AT	Region	England
% of FP17s for the same patient ID Re-attending within 3 months - Children	36	1,008	3.6%	9.5%	11.3%	11.8%
% of FP17s for the same patient ID Re-attending within 3 months - Adults	566	4,212	13.4%	15.0%	15.3%	15.6%
% of FP17s for the same patient ID Re-attending between 3 & 9 months - Children	685	1,008	68.0%	59.9%	61.1%	58.8%
% of FP17s for the same patient ID Re-attending between 3 & 9 months - Adults	2,640	4,212	62.7%	51.5%	52.4%	51.0%
% of FP17s for Band 1 Urgent Courses	192	4,880	3.9%	9.4%	9.5%	9.0%
% of FP17s Relating to Free Repair or Replacements	16	4,880	0.3%	0.5%	0.7%	0.8%
% of FP17s Relating to Continuations	118	4,880	2.4%	0.8%	0.8%	0.9%
% of Patients satisfied with the dentistry they have received	3	4	N/A	92.5%	93.1%	93.2%
% of Patients satisfied with the time they had to wait for an appointment	3	4	N/A	88.5%	87.8%	88.3%

* This is based on patients treated on this contract for their most recent course of treatment. Figures in italics indicate the base number of FP17s or Patient Questionnaire responses are less than 100. N/A is shown where the base number of responses is less than 10 during the period. % is calculated as Quantity/Base number*100

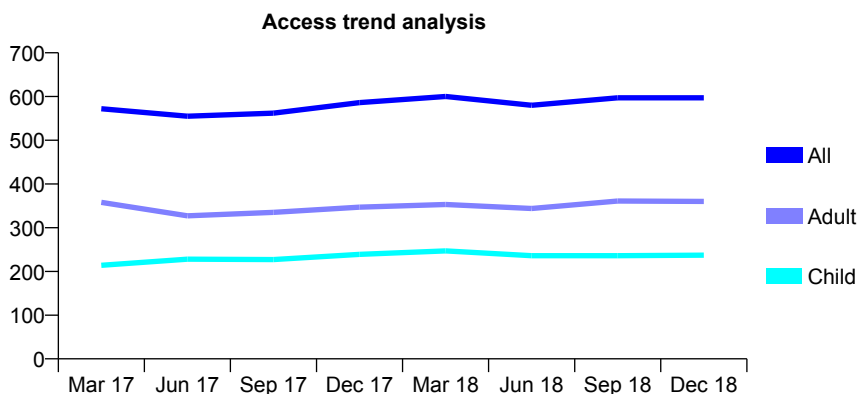
Q68 - Vital Signs At a Glance Contract Report for 929255/0001 - December 2018

Name or company name	MISS SR YOUSEF
Contract type name	GDS Contract
Purpose of contract	General
Contract start date	01/04/2006
Contract end date	

18/19 Contracted general activity (UDA)	1,311
Carry forward general activity (UDA)	160
18/19 Contracted orthodontic activity (UOA)	0
Carry forward orthodontic activity (UOA)	0
Baseline contract value	£30,216.17

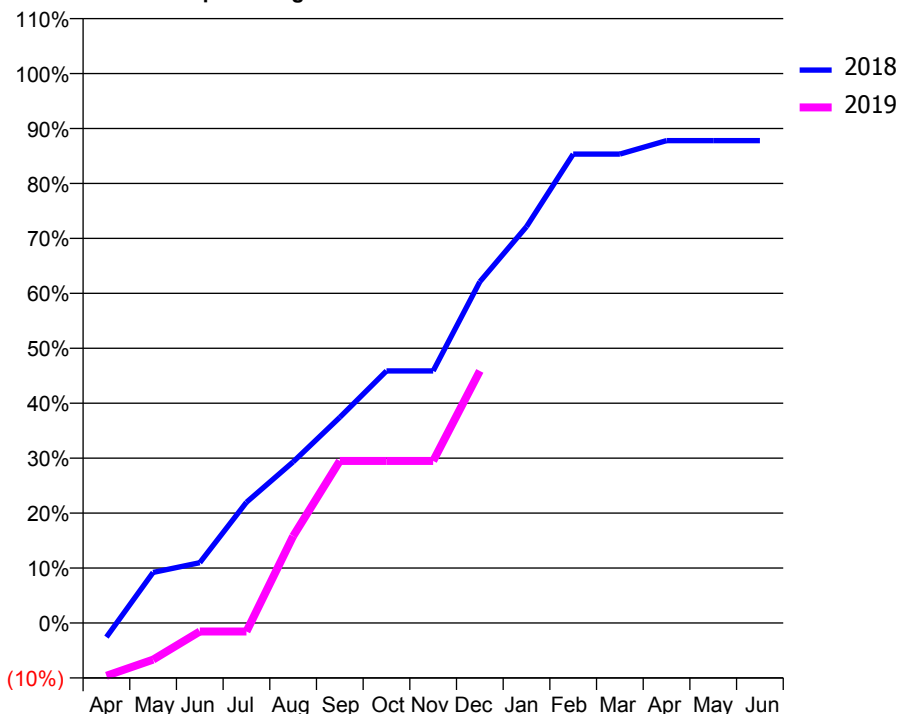
ACCESS*

Patients seen in 24 months	Total	Change since previous quarter
Quarter ending December 2017	586	
Quarter ending March 2018	600	↑
Quarter ending June 2018	580	↓
Quarter ending September 2018	597	↑
Quarter ending December 2018	597	→
Variance since December 2017	1.9%	→



ACTIVITY

Cumulative percentage of contracted UDA delivered 2018 & 2019



Adjusted Scheduled Activity (UDA)		
Month	2018	2019
April	-34	-126
May	121	-88
June	144	-21
July	288	-21
August	384	207
September	491	387
October	601	387
November	601	387
December	814	602
January	946	
February	1,119	
March	1,119	
April	1,151	
May	1,151	
June	1,151	

QUALITY

	Quantity	Base Number	Contract	AT	Region	England
% of FP17s for the same patient ID Re-attending within 3 months - Children	10	206	4.9%	9.5%	11.3%	11.8%
% of FP17s for the same patient ID Re-attending within 3 months - Adults	31	348	8.9%	15.0%	15.3%	15.6%
% of FP17s for the same patient ID Re-attending between 3 & 9 months - Children	78	206	37.9%	59.9%	61.1%	58.8%
% of FP17s for the same patient ID Re-attending between 3 & 9 months - Adults	128	348	36.8%	51.5%	52.4%	51.0%
% of FP17s for Band 1 Urgent Courses	28	536	5.2%	9.4%	9.5%	9.0%
% of FP17s Relating to Free Repair or Replacements	0	536	0.0%	0.5%	0.7%	0.8%
% of FP17s Relating to Continuations	8	536	1.5%	0.8%	0.8%	0.9%
% of Patients satisfied with the dentistry they have received	0	0	N/A	92.5%	93.1%	93.2%
% of Patients satisfied with the time they had to wait for an appointment	0	0	N/A	88.5%	87.8%	88.3%

* This is based on patients treated on this contract for their most recent course of treatment. Figures in italics indicate the base number of FP17s or Patient Questionnaire responses are less than 100. N/A is shown where the base number of responses is less than 10 during the period. % is calculated as Quantity/Base number*100

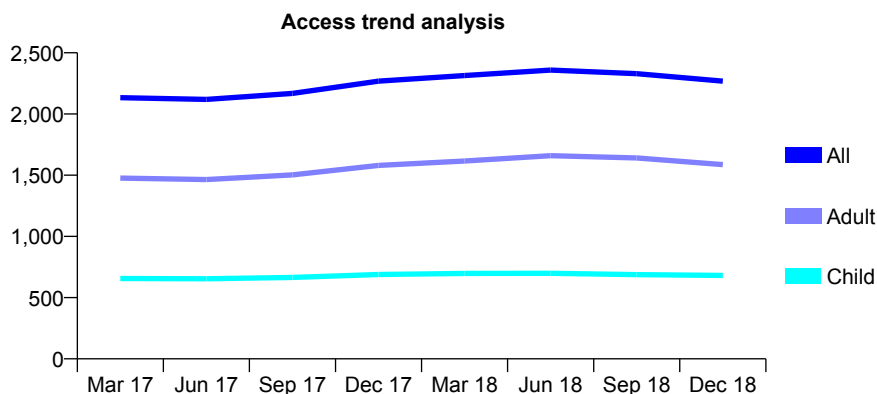
Q68 - Vital Signs At a Glance Contract Report for 931888/0001 - December 2018

Name or company name	MRS JN MASON
Contract type name	GDS Contract
Purpose of contract	General
Contract start date	01/04/2006
Contract end date	

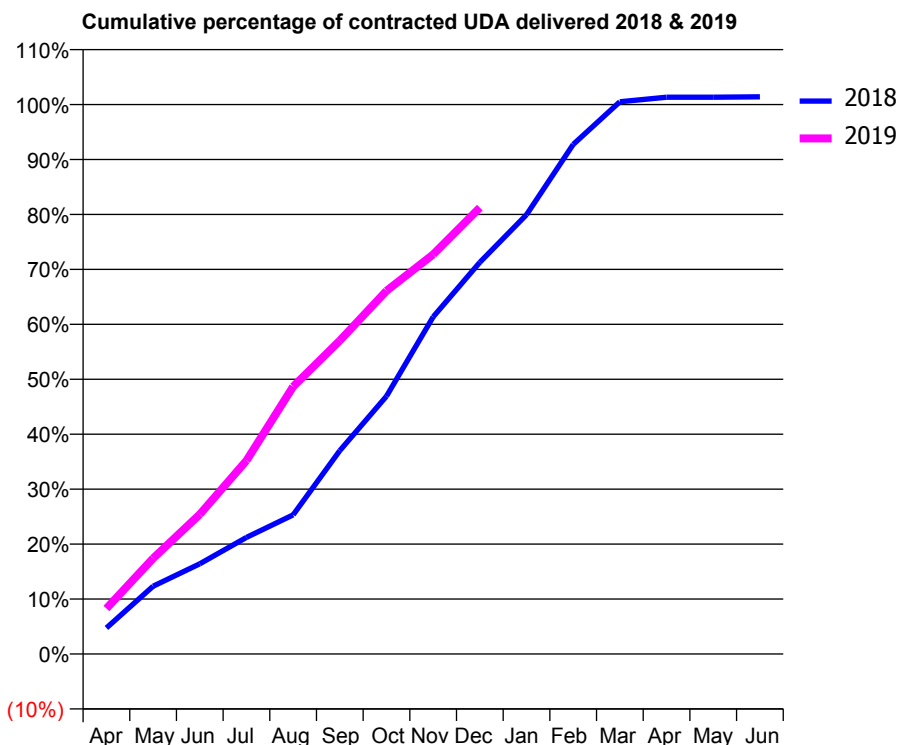
18/19 Contracted general activity (UDA)	4,652
Carry forward general activity (UDA)	0
18/19 Contracted orthodontic activity (UOA)	0
Carry forward orthodontic activity (UOA)	0
Baseline contract value	£110,548.10

ACCESS*

Patients seen in 24 months	Total	Change since previous quarter
Quarter ending December 2017	2,269	
Quarter ending March 2018	2,314	→
Quarter ending June 2018	2,359	→
Quarter ending September 2018	2,329	↓
Quarter ending December 2018	2,268	↓
Variance since December 2017	(0.0%)	→



ACTIVITY



Month	Adjusted Scheduled Activity (UDA)	
	2018	2019
April	220	386
May	574	810
June	763	1,182
July	987	1,638
August	1,178	2,264
September	1,722	2,654
October	2,183	3,075
November	2,855	3,383
December	3,317	3,779
January	3,719	
February	4,314	
March	4,675	
April	4,714	
May	4,714	
June	4,717	

QUALITY

	Quantity	Base Number	Contract	AT	Region	England
% of FP17s for the same patient ID Re-attending within 3 months - Children	57	786	7.3%	9.5%	11.3%	11.8%
% of FP17s for the same patient ID Re-attending within 3 months - Adults	254	1,790	14.2%	15.0%	15.3%	15.6%
% of FP17s for the same patient ID Re-attending between 3 & 9 months - Children	550	786	70.0%	59.9%	61.1%	58.8%
% of FP17s for the same patient ID Re-attending between 3 & 9 months - Adults	1,116	1,790	62.3%	51.5%	52.4%	51.0%
% of FP17s for Band 1 Urgent Courses	83	1,891	4.4%	9.4%	9.5%	9.0%
% of FP17s Relating to Free Repair or Replacements	13	1,891	0.7%	0.5%	0.7%	0.8%
% of FP17s Relating to Continuations	49	1,891	2.6%	0.8%	0.8%	0.9%
% of Patients satisfied with the dentistry they have received	1	1	N/A	92.5%	93.1%	93.2%
% of Patients satisfied with the time they had to wait for an appointment	1	1	N/A	88.5%	87.8%	88.3%

* This is based on patients treated on this contract for their most recent course of treatment. Figures in italics indicate the base number of FP17s or Patient Questionnaire responses are less than 100. N/A is shown where the base number of responses is less than 10 during the period. % is calculated as Quantity/Base number*100

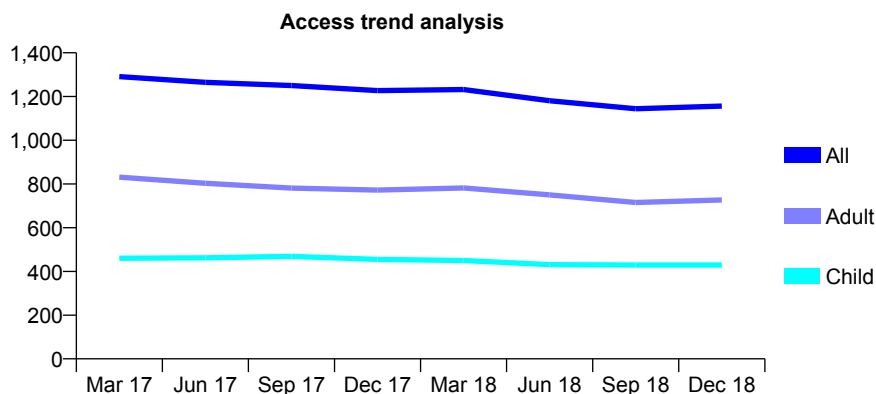
Q68 - Vital Signs At a Glance Contract Report for 932515/0003 - December 2018

Name or company name	Church Road Dental Practice
Contract type name	GDS Contract
Purpose of contract	General
Contract start date	01/04/2006
Contract end date	

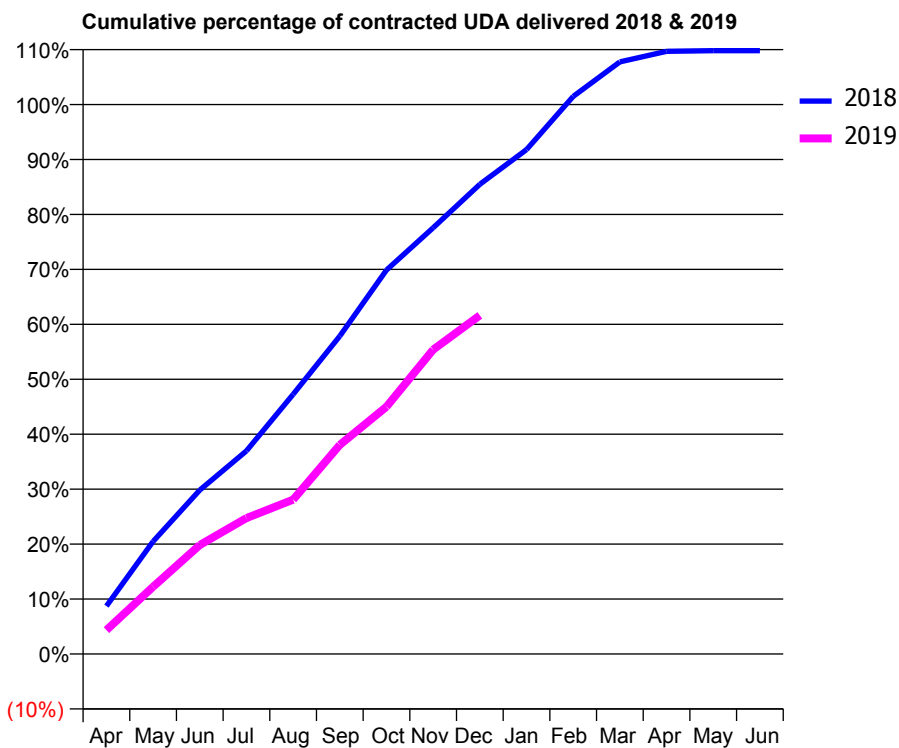
18/19 Contracted general activity (UDA)	3,568
Carry forward general activity (UDA)	0
18/19 Contracted orthodontic activity (UOA)	0
Carry forward orthodontic activity (UOA)	0
Baseline contract value	£109,851.23

ACCESS*

Patients seen in 24 months	Total	Change since previous quarter
Quarter ending December 2017	1,227	
Quarter ending March 2018	1,232	→
Quarter ending June 2018	1,181	↓
Quarter ending September 2018	1,144	↓
Quarter ending December 2018	1,156	→
Variance since December 2017	(5.8%)	↓



ACTIVITY



Adjusted Scheduled Activity (UDA)		
Month	2018	2019
April	311	155
May	731	437
June	1,065	707
July	1,319	882
August	1,687	1,003
September	2,065	1,358
October	2,493	1,605
November	2,768	1,976
December	3,050	2,199
January	3,275	
February	3,620	
March	3,845	
April	3,913	
May	3,917	
June	3,917	

QUALITY

	Quantity	Base Number	Contract	AT	Region	England
% of FP17s for the same patient ID Re-attending within 3 months - Children	18	298	6.0%	9.5%	11.3%	11.8%
% of FP17s for the same patient ID Re-attending within 3 months - Adults	106	596	17.8%	15.0%	15.3%	15.6%
% of FP17s for the same patient ID Re-attending between 3 & 9 months - Children	137	298	46.0%	59.9%	61.1%	58.8%
% of FP17s for the same patient ID Re-attending between 3 & 9 months - Adults	239	596	40.1%	51.5%	52.4%	51.0%
% of FP17s for Band 1 Urgent Courses	115	860	13.4%	9.4%	9.5%	9.0%
% of FP17s Relating to Free Repair or Replacements	0	860	0.0%	0.5%	0.7%	0.8%
% of FP17s Relating to Continuations	10	860	1.2%	0.8%	0.8%	0.9%
% of Patients satisfied with the dentistry they have received	0	0	N/A	92.5%	93.1%	93.2%
% of Patients satisfied with the time they had to wait for an appointment	0	0	N/A	88.5%	87.8%	88.3%

* This is based on patients treated on this contract for their most recent course of treatment. Figures in italics indicate the base number of FP17s or Patient Questionnaire responses are less than 100. N/A is shown where the base number of responses is less than 10 during the period. % is calculated as Quantity/Base number*100

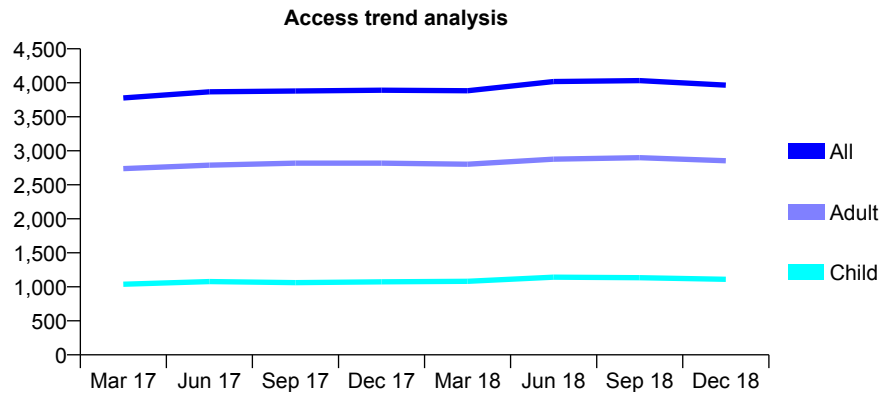
Q68 - Vital Signs At a Glance Contract Report for 932752/0003 - December 2018

Name or company name	MRS A CASTELLHEIM GHAREH
Contract type name	GDS Contract
Purpose of contract	General
Contract start date	01/01/2008
Contract end date	

18/19 Contracted general activity (UDA)	10,670
Carry forward general activity (UDA)	207
18/19 Contracted orthodontic activity (UOA)	0
Carry forward orthodontic activity (UOA)	0
Baseline contract value	£309,459.77

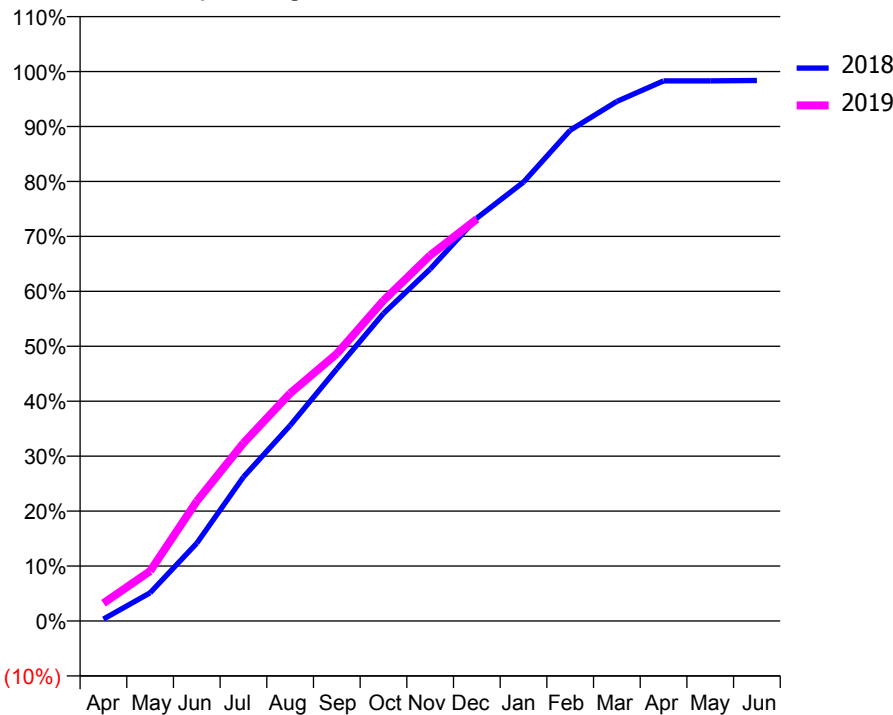
ACCESS*

Patients seen in 24 months	Total	Change since previous quarter
Quarter ending December 2017	3,892	
Quarter ending March 2018	3,884	→
Quarter ending June 2018	4,019	↑
Quarter ending September 2018	4,033	→
Quarter ending December 2018	3,965	↓
Variance since December 2017	1.9%	→



ACTIVITY

Cumulative percentage of contracted UDA delivered 2018 & 2019



Month	Adjusted Scheduled Activity (UDA)	
	2018	2019
April	45	347
May	651	971
June	1,795	2,327
July	3,323	3,456
August	4,509	4,421
September	5,813	5,189
October	7,090	6,224
November	8,116	7,100
December	9,290	7,805
January	10,122	
February	11,315	
March	11,980	
April	12,455	
May	12,455	
June	12,463	

QUALITY

	Quantity	Base Number	Contract	AT	Region	England
% of FP17s for the same patient ID Re-attending within 3 months - Children	55	1,311	4.2%	9.5%	11.3%	11.8%
% of FP17s for the same patient ID Re-attending within 3 months - Adults	173	2,825	6.1%	15.0%	15.3%	15.6%
% of FP17s for the same patient ID Re-attending between 3 & 9 months - Children	849	1,311	64.8%	59.9%	61.1%	58.8%
% of FP17s for the same patient ID Re-attending between 3 & 9 months - Adults	1,575	2,825	55.8%	51.5%	52.4%	51.0%
% of FP17s for Band 1 Urgent Courses	162	3,888	4.2%	9.4%	9.5%	9.0%
% of FP17s Relating to Free Repair or Replacements	0	3,888	0.0%	0.5%	0.7%	0.8%
% of FP17s Relating to Continuations	0	3,888	0.0%	0.8%	0.8%	0.9%
% of Patients satisfied with the dentistry they have received	1	1	N/A	92.5%	93.1%	93.2%
% of Patients satisfied with the time they had to wait for an appointment	1	1	N/A	88.5%	87.8%	88.3%

* This is based on patients treated on this contract for their most recent course of treatment. Figures in italics indicate the base number of FP17s or Patient Questionnaire responses are less than 100. N/A is shown where the base number of responses is less than 10 during the period. % is calculated as Quantity/Base number*100

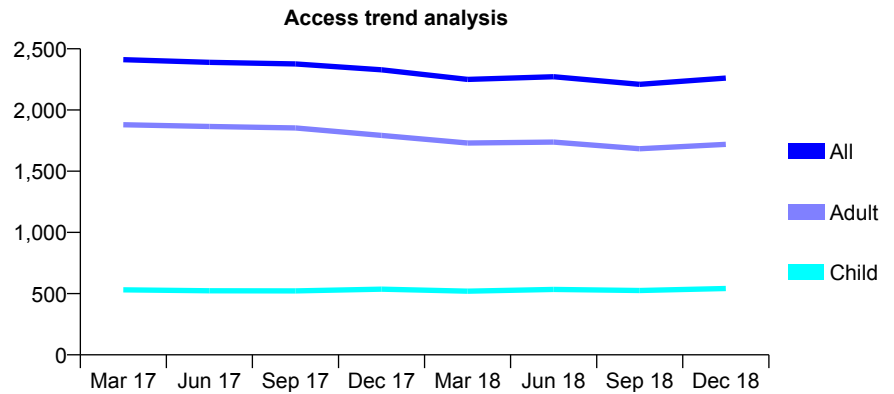
Q68 - Vital Signs At a Glance Contract Report for 934941/0002 - December 2018

Name or company name	MISS M JADIDI
Contract type name	GDS Contract
Purpose of contract	General
Contract start date	01/04/2006
Contract end date	

18/19 Contracted general activity (UDA)	5,290
Carry forward general activity (UDA)	53
18/19 Contracted orthodontic activity (UOA)	0
Carry forward orthodontic activity (UOA)	0
Baseline contract value	£131,424.59

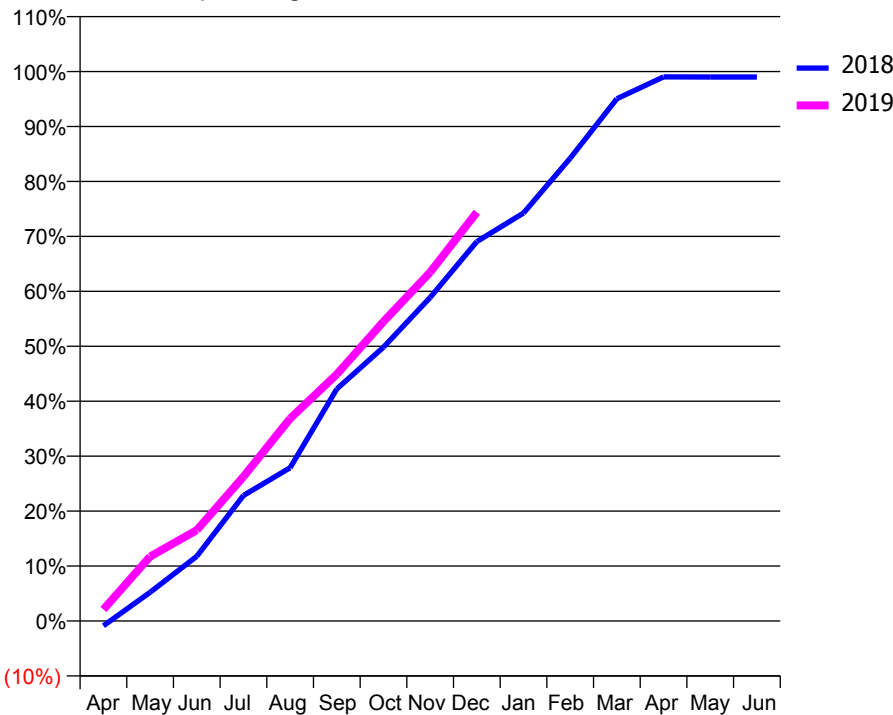
ACCESS*

Patients seen in 24 months	Total	Change since previous quarter
Quarter ending December 2017	2,328	
Quarter ending March 2018	2,250	↓
Quarter ending June 2018	2,272	→
Quarter ending September 2018	2,210	↓
Quarter ending December 2018	2,261	↑
Variance since December 2017	(2.9%)	↓



ACTIVITY

Cumulative percentage of contracted UDA delivered 2018 & 2019



Month	Adjusted Scheduled Activity (UDA)	
	2018	2019
April	-47	111
May	277	621
June	624	875
July	1,208	1,389
August	1,475	1,949
September	2,235	2,375
October	2,637	2,883
November	3,115	3,357
December	3,652	3,935
January	3,928	
February	4,455	
March	5,028	
April	5,238	
May	5,237	
June	5,237	

QUALITY

	Quantity	Base Number	Contract	AT	Region	England
% of FP17s for the same patient ID Re-attending within 3 months - Children	12	673	1.8%	9.5%	11.3%	11.8%
% of FP17s for the same patient ID Re-attending within 3 months - Adults	137	1,900	7.2%	15.0%	15.3%	15.6%
% of FP17s for the same patient ID Re-attending between 3 & 9 months - Children	455	673	67.6%	59.9%	61.1%	58.8%
% of FP17s for the same patient ID Re-attending between 3 & 9 months - Adults	1,198	1,900	63.1%	51.5%	52.4%	51.0%
% of FP17s for Band 1 Urgent Courses	139	2,445	5.7%	9.4%	9.5%	9.0%
% of FP17s Relating to Free Repair or Replacements	13	2,445	0.5%	0.5%	0.7%	0.8%
% of FP17s Relating to Continuations	1	2,445	0.0%	0.8%	0.8%	0.9%
% of Patients satisfied with the dentistry they have received	0	0	N/A	92.5%	93.1%	93.2%
% of Patients satisfied with the time they had to wait for an appointment	0	0	N/A	88.5%	87.8%	88.3%

* This is based on patients treated on this contract for their most recent course of treatment. Figures in italics indicate the base number of FP17s or Patient Questionnaire responses are less than 100. N/A is shown where the base number of responses is less than 10 during the period. % is calculated as Quantity/Base number*100

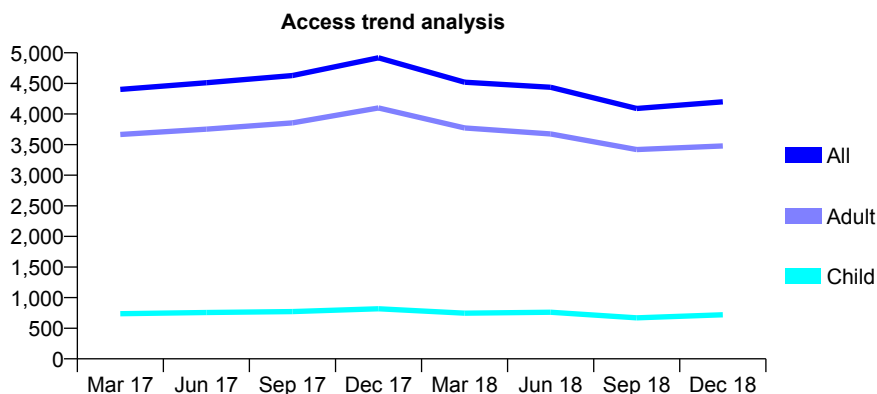
Q68 - Vital Signs At a Glance Contract Report for 937479/0001 - December 2018

Name or company name	Mr A Pitchforth and Miss M Elalami
Contract type name	GDS Contract
Purpose of contract	General
Contract start date	01/04/2006
Contract end date	

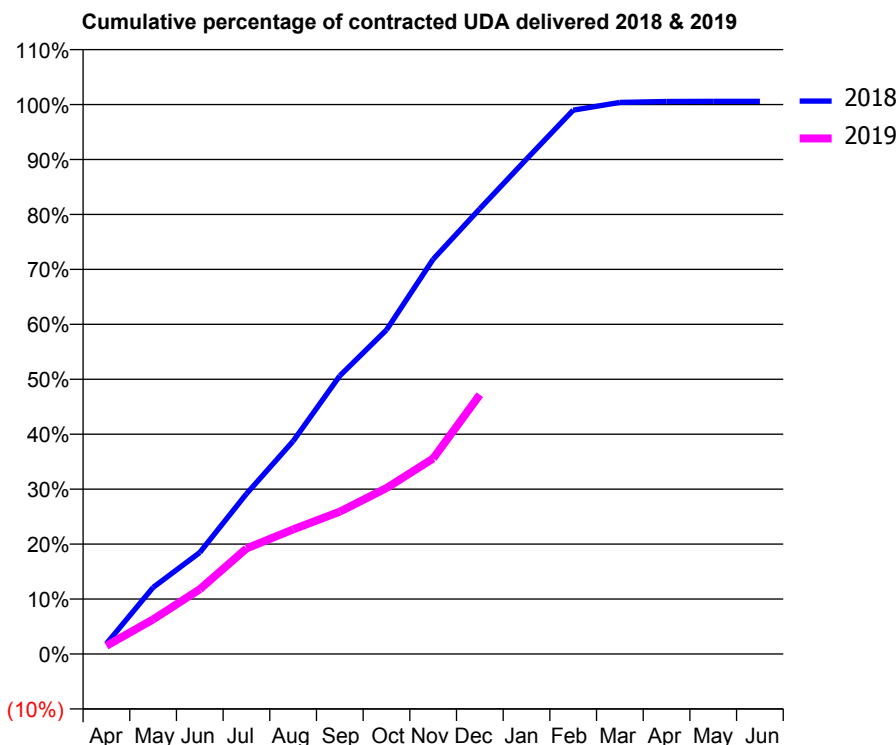
18/19 Contracted general activity (UDA)	12,952
Carry forward general activity (UDA)	0
18/19 Contracted orthodontic activity (UOA)	0
Carry forward orthodontic activity (UOA)	0
Baseline contract value	£310,948.74

ACCESS*

Patients seen in 24 months	Total	Change since previous quarter
Quarter ending December 2017	4,919	
Quarter ending March 2018	4,519	↓
Quarter ending June 2018	4,436	↓
Quarter ending September 2018	4,091	↓
Quarter ending December 2018	4,199	↑
Variance since December 2017	(14.6%)	↓



ACTIVITY



Month	Adjusted Scheduled Activity (UDA)	
	2018	2019
April	243	194
May	1,569	815
June	2,392	1,525
July	3,776	2,487
August	5,019	2,938
September	6,557	3,357
October	7,638	3,913
November	9,305	4,610
December	10,496	6,113
January	11,666	
February	12,817	
March	13,001	
April	13,022	
May	13,026	
June	13,025	

QUALITY

	Quantity	Base Number	Contract	AT	Region	England
% of FP17s for the same patient ID Re-attending within 3 months - Children	21	673	3.1%	9.5%	11.3%	11.8%
% of FP17s for the same patient ID Re-attending within 3 months - Adults	192	2,032	9.4%	15.0%	15.3%	15.6%
% of FP17s for the same patient ID Re-attending between 3 & 9 months - Children	312	673	46.4%	59.9%	61.1%	58.8%
% of FP17s for the same patient ID Re-attending between 3 & 9 months - Adults	822	2,032	40.5%	51.5%	52.4%	51.0%
% of FP17s for Band 1 Urgent Courses	233	2,699	8.6%	9.4%	9.5%	9.0%
% of FP17s Relating to Free Repair or Replacements	0	2,699	0.0%	0.5%	0.7%	0.8%
% of FP17s Relating to Continuations	7	2,699	0.3%	0.8%	0.8%	0.9%
% of Patients satisfied with the dentistry they have received	7	8	N/A	92.5%	93.1%	93.2%
% of Patients satisfied with the time they had to wait for an appointment	8	8	N/A	88.5%	87.8%	88.3%

* This is based on patients treated on this contract for their most recent course of treatment. Figures in italics indicate the base number of FP17s or Patient Questionnaire responses are less than 100. N/A is shown where the base number of responses is less than 10 during the period. % is calculated as Quantity/Base number*100

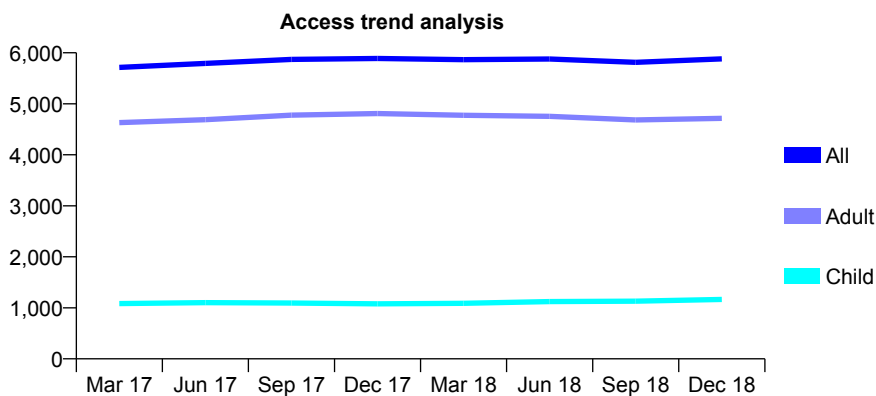
Q68 - Vital Signs At a Glance Contract Report for 937479/0003 - December 2018

Name or company name	Springfield Road Dental Surgery
Contract type name	GDS Contract
Purpose of contract	General
Contract start date	01/04/2006
Contract end date	

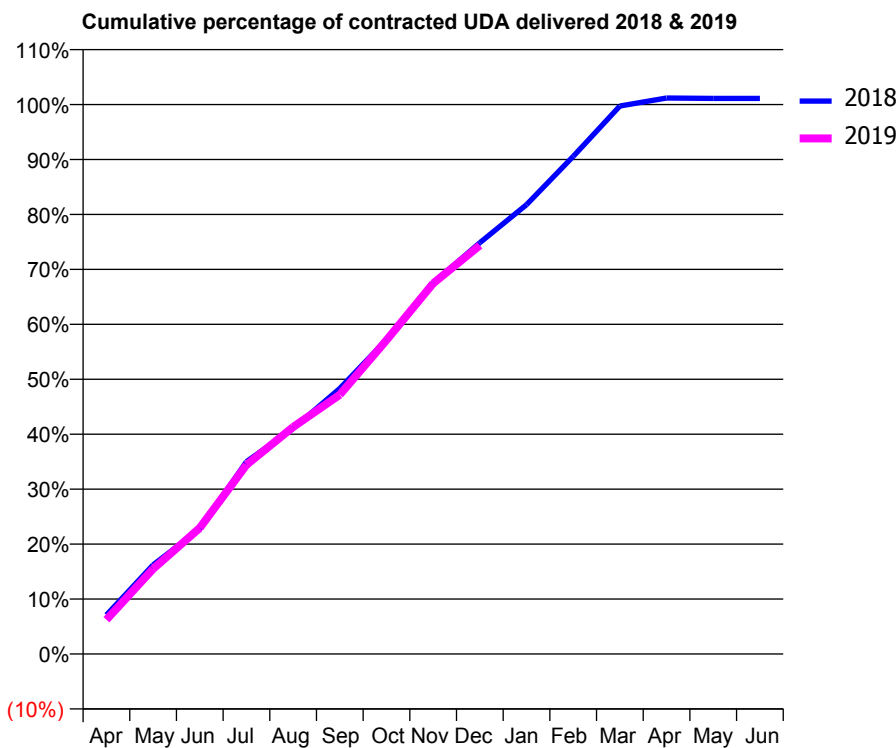
18/19 Contracted general activity (UDA)	19,978
Carry forward general activity (UDA)	0
18/19 Contracted orthodontic activity (UOA)	0
Carry forward orthodontic activity (UOA)	0
Baseline contract value	£484,624.59

ACCESS*

Patients seen in 24 months	Total	Change since previous quarter
Quarter ending December 2017	5,888	
Quarter ending March 2018	5,866	→
Quarter ending June 2018	5,878	→
Quarter ending September 2018	5,814	↓
Quarter ending December 2018	5,882	→
Variance since December 2017	(0.1%)	→



ACTIVITY



Month	Adjusted Scheduled Activity (UDA)	
	2018	2019
April	1,418	1,248
May	3,240	3,094
June	4,547	4,583
July	6,994	6,876
August	8,200	8,252
September	9,655	9,425
October	11,429	11,408
November	13,488	13,475
December	14,956	14,858
January	16,333	
February	18,093	
March	19,923	
April	20,213	
May	20,200	
June	20,200	

QUALITY

	Quantity	Base Number	Contract	AT	Region	England
% of FP17s for the same patient ID Re-attending within 3 months - Children	81	1,258	6.4%	9.5%	11.3%	11.8%
% of FP17s for the same patient ID Re-attending within 3 months - Adults	753	4,882	15.4%	15.0%	15.3%	15.6%
% of FP17s for the same patient ID Re-attending between 3 & 9 months - Children	677	1,258	53.8%	59.9%	61.1%	58.8%
% of FP17s for the same patient ID Re-attending between 3 & 9 months - Adults	2,410	4,882	49.4%	51.5%	52.4%	51.0%
% of FP17s for Band 1 Urgent Courses	679	6,039	11.2%	9.4%	9.5%	9.0%
% of FP17s Relating to Free Repair or Replacements	75	6,039	1.2%	0.5%	0.7%	0.8%
% of FP17s Relating to Continuations	71	6,039	1.2%	0.8%	0.8%	0.9%
% of Patients satisfied with the dentistry they have received	2	2	N/A	92.5%	93.1%	93.2%
% of Patients satisfied with the time they had to wait for an appointment	1	2	N/A	88.5%	87.8%	88.3%

* This is based on patients treated on this contract for their most recent course of treatment. Figures in italics indicate the base number of FP17s or Patient Questionnaire responses are less than 100. N/A is shown where the base number of responses is less than 10 during the period. % is calculated as Quantity/Base number*100

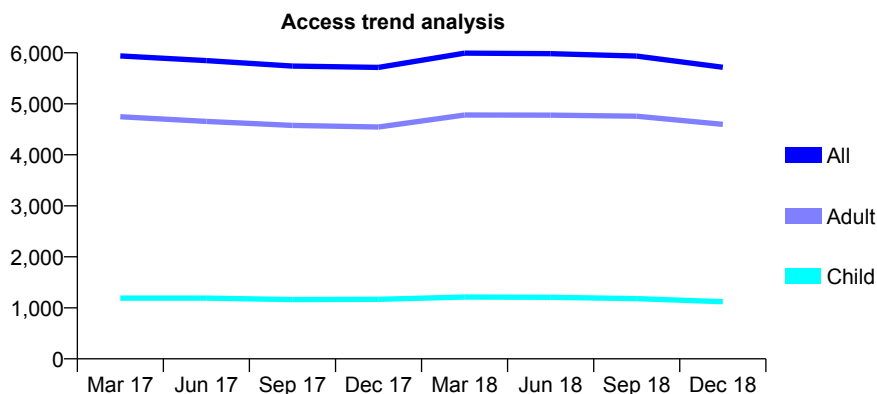
Q68 - Vital Signs At a Glance Contract Report for 939730/0001 - December 2018

Name or company name	Montpelier Dental Care
Contract type name	GDS Contract
Purpose of contract	General
Contract start date	01/04/2006
Contract end date	

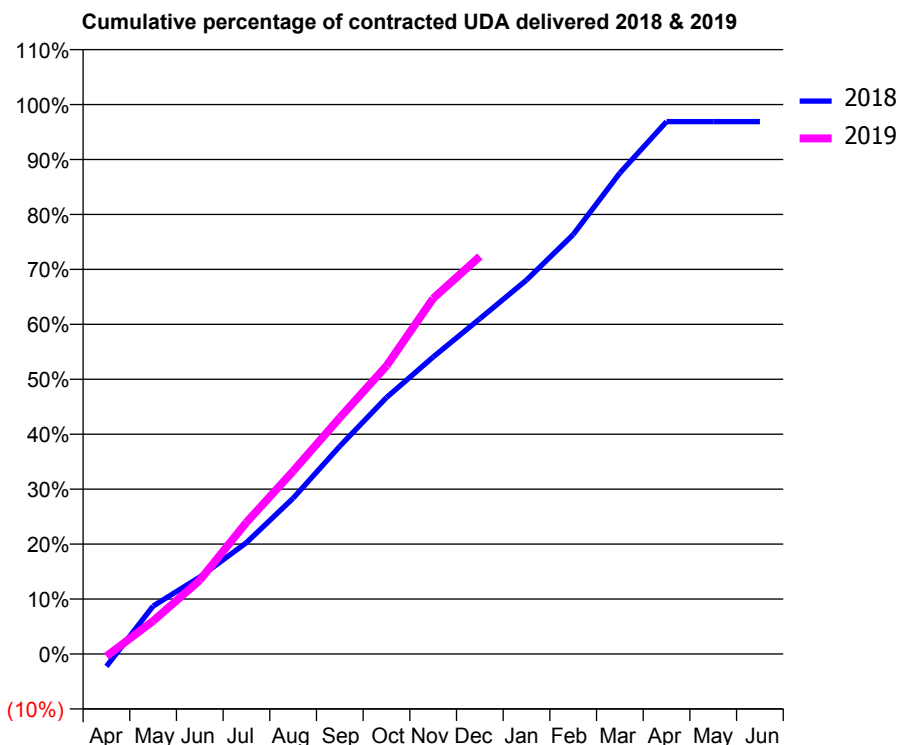
18/19 Contracted general activity (UDA)	16,305
Carry forward general activity (UDA)	507
18/19 Contracted orthodontic activity (UOA)	0
Carry forward orthodontic activity (UOA)	0
Baseline contract value	£446,112.26

ACCESS*

Patients seen in 24 months	Total	Change since previous quarter
Quarter ending December 2017	5,713	
Quarter ending March 2018	5,993	↑
Quarter ending June 2018	5,984	→
Quarter ending September 2018	5,937	→
Quarter ending December 2018	5,716	↓
Variance since December 2017	0.1%	→



ACTIVITY



Month	Adjusted Scheduled Activity (UDA)	
	2018	2019
April	-368	-71
May	1,423	979
June	2,287	2,190
July	3,307	3,908
August	4,623	5,428
September	6,166	7,014
October	7,612	8,550
November	8,815	10,550
December	9,949	11,798
January	11,095	
February	12,446	
March	14,274	
April	15,799	
May	15,798	
June	15,798	

QUALITY

	Quantity	Base Number	Contract	AT	Region	England
% of FP17s for the same patient ID Re-attending within 3 months - Children	73	1,006	7.3%	9.5%	11.3%	11.8%
% of FP17s for the same patient ID Re-attending within 3 months - Adults	819	4,201	19.5%	15.0%	15.3%	15.6%
% of FP17s for the same patient ID Re-attending between 3 & 9 months - Children	436	1,006	43.3%	59.9%	61.1%	58.8%
% of FP17s for the same patient ID Re-attending between 3 & 9 months - Adults	1,436	4,201	34.2%	51.5%	52.4%	51.0%
% of FP17s for Band 1 Urgent Courses	703	4,797	14.7%	9.4%	9.5%	9.0%
% of FP17s Relating to Free Repair or Replacements	13	4,797	0.3%	0.5%	0.7%	0.8%
% of FP17s Relating to Continuations	103	4,797	2.1%	0.8%	0.8%	0.9%
% of Patients satisfied with the dentistry they have received	1	2	N/A	92.5%	93.1%	93.2%
% of Patients satisfied with the time they had to wait for an appointment	1	2	N/A	88.5%	87.8%	88.3%

* This is based on patients treated on this contract for their most recent course of treatment. Figures in italics indicate the base number of FP17s or Patient Questionnaire responses are less than 100. N/A is shown where the base number of responses is less than 10 during the period. % is calculated as Quantity/Base number*100

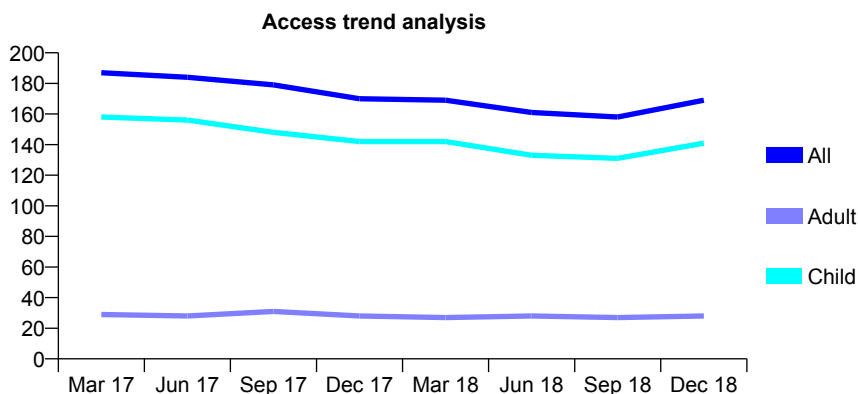
Q68 - Vital Signs At a Glance Contract Report for 940720/0001 - December 2018

Name or company name	MR CR GOVES
Contract type name	GDS Contract
Purpose of contract	General
Contract start date	01/04/2006
Contract end date	

18/19 Contracted general activity (UDA)	300
Carry forward general activity (UDA)	1
18/19 Contracted orthodontic activity (UOA)	0
Carry forward orthodontic activity (UOA)	0
Baseline contract value	£6,873.43

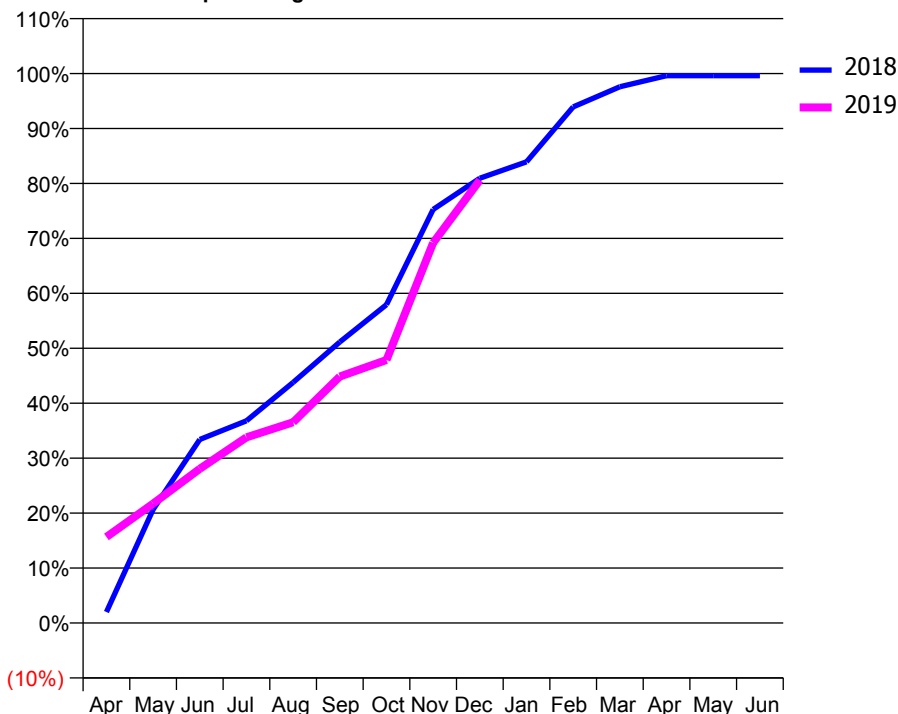
ACCESS*

Patients seen in 24 months	Total	Change since previous quarter
Quarter ending December 2017	170	
Quarter ending March 2018	169	→
Quarter ending June 2018	161	↓
Quarter ending September 2018	158	↓
Quarter ending December 2018	169	↑
Variance since December 2017	(0.6%)	→



ACTIVITY

Cumulative percentage of contracted UDA delivered 2018 & 2019



Month	Adjusted Scheduled Activity (UDA)	
	2018	2019
April	6	47
May	62	65
June	100	84
July	110	101
August	131	110
September	153	135
October	174	144
November	226	208
December	243	242
January	252	
February	282	
March	293	
April	299	
May	299	
June	299	

QUALITY

	Quantity	Base Number	Contract	AT	Region	England
% of FP17s for the same patient ID Re-attending within 3 months - Children	9	181	5.0%	9.5%	11.3%	11.8%
% of FP17s for the same patient ID Re-attending within 3 months - Adults	0	0	N/A	15.0%	15.3%	15.6%
% of FP17s for the same patient ID Re-attending between 3 & 9 months - Children	116	181	64.1%	59.9%	61.1%	58.8%
% of FP17s for the same patient ID Re-attending between 3 & 9 months - Adults	0	0	N/A	51.5%	52.4%	51.0%
% of FP17s for Band 1 Urgent Courses	4	170	2.4%	9.4%	9.5%	9.0%
% of FP17s Relating to Free Repair or Replacements	0	170	0.0%	0.5%	0.7%	0.8%
% of FP17s Relating to Continuations	0	170	0.0%	0.8%	0.8%	0.9%
% of Patients satisfied with the dentistry they have received	0	0	N/A	92.5%	93.1%	93.2%
% of Patients satisfied with the time they had to wait for an appointment	0	0	N/A	88.5%	87.8%	88.3%

* This is based on patients treated on this contract for their most recent course of treatment. Figures in italics indicate the base number of FP17s or Patient Questionnaire responses are less than 100. N/A is shown where the base number of responses is less than 10 during the period. % is calculated as Quantity/Base number*100

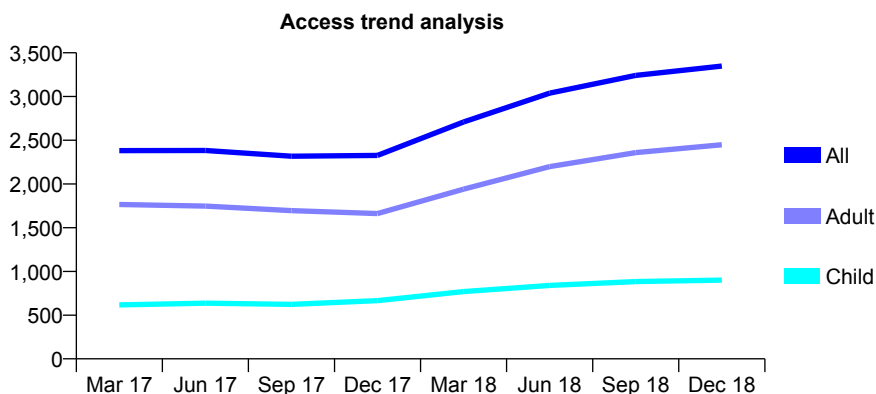
Q68 - Vital Signs At a Glance Contract Report for 941719/0001 - December 2018

Name or company name	MISS F SHAMELI
Contract type name	GDS Contract
Purpose of contract	General
Contract start date	01/04/2006
Contract end date	

18/19 Contracted general activity (UDA)	7,000
Carry forward general activity (UDA)	665
18/19 Contracted orthodontic activity (UOA)	0
Carry forward orthodontic activity (UOA)	0
Baseline contract value	£169,890.38

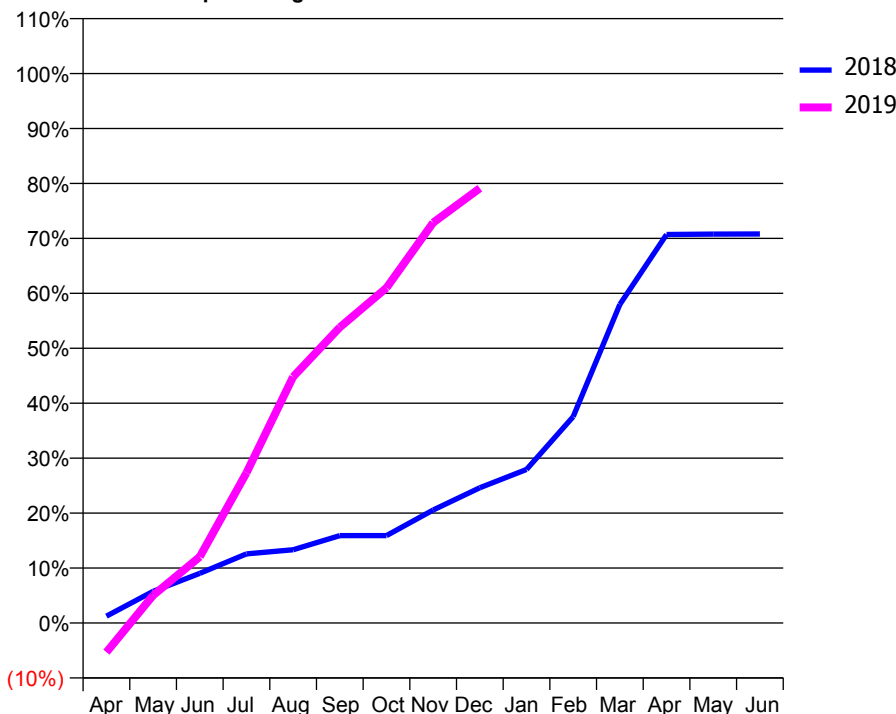
ACCESS*

Patients seen in 24 months	Total	Change since previous quarter
Quarter ending December 2017	2,327	
Quarter ending March 2018	2,710	↑
Quarter ending June 2018	3,038	↑
Quarter ending September 2018	3,242	↑
Quarter ending December 2018	3,349	↑
Variance since December 2017	43.9%	↑



ACTIVITY

Cumulative percentage of contracted UDA delivered 2018 & 2019



Month	Adjusted Scheduled Activity (UDA)	
	2018	2019
April	88	-374
May	404	353
June	633	843
July	880	1,914
August	934	3,137
September	1,114	3,767
October	1,114	4,269
November	1,440	5,100
December	1,723	5,538
January	1,955	
February	2,628	
March	4,058	
April	4,950	
May	4,955	
June	4,957	

QUALITY

	Quantity	Base Number	Contract	AT	Region	England
% of FP17s for the same patient ID Re-attending within 3 months - Children	62	815	7.6%	9.5%	11.3%	11.8%
% of FP17s for the same patient ID Re-attending within 3 months - Adults	282	2,208	12.8%	15.0%	15.3%	15.6%
% of FP17s for the same patient ID Re-attending between 3 & 9 months - Children	345	815	42.3%	59.9%	61.1%	58.8%
% of FP17s for the same patient ID Re-attending between 3 & 9 months - Adults	472	2,208	21.4%	51.5%	52.4%	51.0%
% of FP17s for Band 1 Urgent Courses	327	2,770	11.8%	9.4%	9.5%	9.0%
% of FP17s Relating to Free Repair or Replacements	16	2,770	0.6%	0.5%	0.7%	0.8%
% of FP17s Relating to Continuations	30	2,770	1.1%	0.8%	0.8%	0.9%
% of Patients satisfied with the dentistry they have received	3	3	N/A	92.5%	93.1%	93.2%
% of Patients satisfied with the time they had to wait for an appointment	2	3	N/A	88.5%	87.8%	88.3%

* This is based on patients treated on this contract for their most recent course of treatment. Figures in italics indicate the base number of FP17s or Patient Questionnaire responses are less than 100. N/A is shown where the base number of responses is less than 10 during the period. % is calculated as Quantity/Base number*100

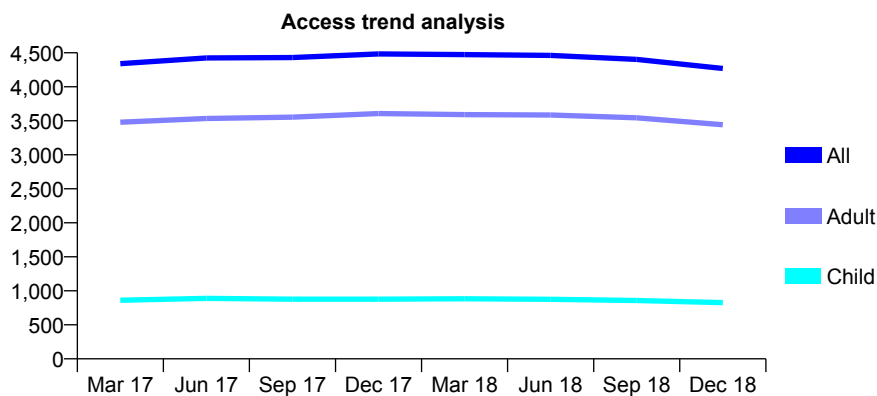
Q68 - Vital Signs At a Glance Contract Report for 941964/0001 - December 2018

Name or company name	MR C OUALI
Contract type name	GDS Contract
Purpose of contract	General
Contract start date	17/06/2011
Contract end date	

18/19 Contracted general activity (UDA)	13,410
Carry forward general activity (UDA)	0
18/19 Contracted orthodontic activity (UOA)	0
Carry forward orthodontic activity (UOA)	0
Baseline contract value	£370,519.68

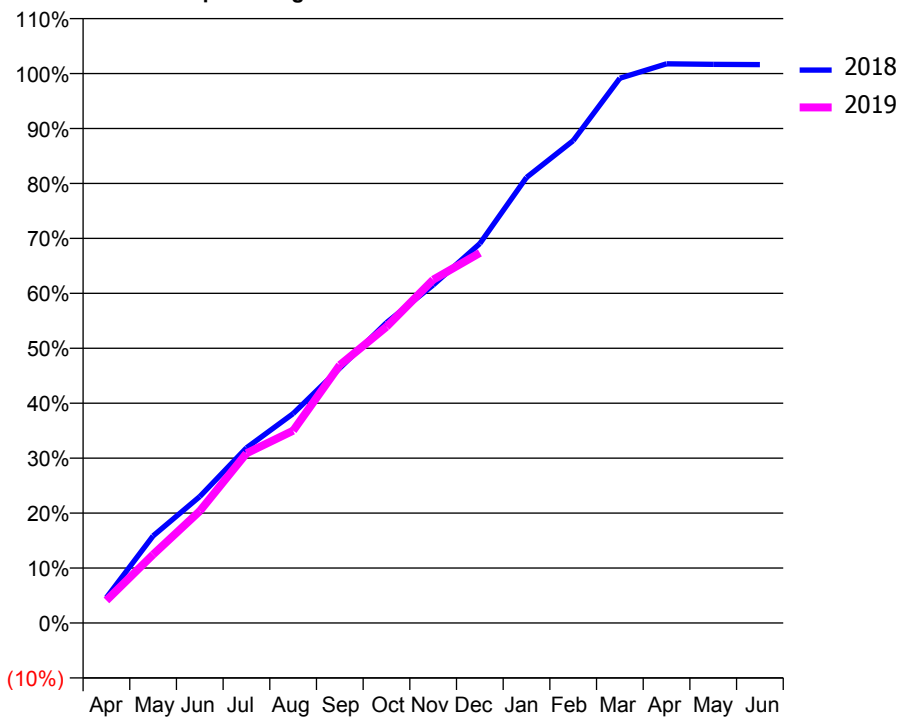
ACCESS*

Patients seen in 24 months	Total	Change since previous quarter
Quarter ending December 2017	4,484	
Quarter ending March 2018	4,474	→
Quarter ending June 2018	4,461	→
Quarter ending September 2018	4,403	↓
Quarter ending December 2018	4,270	↓
Variance since December 2017	(4.8%)	↓



ACTIVITY

Cumulative percentage of contracted UDA delivered 2018 & 2019



Month	Adjusted Scheduled Activity (UDA)	
	2018	2019
April	620	552
May	2,127	1,670
June	3,086	2,731
July	4,273	4,140
August	5,109	4,696
September	6,221	6,294
October	7,329	7,228
November	8,246	8,379
December	9,261	9,031
January	10,872	
February	11,773	
March	13,295	
April	13,646	
May	13,634	
June	13,626	

QUALITY

	Quantity	Base Number	Contract	AT	Region	England
% of FP17s for the same patient ID Re-attending within 3 months - Children	40	895	4.5%	9.5%	11.3%	11.8%
% of FP17s for the same patient ID Re-attending within 3 months - Adults	515	3,877	13.3%	15.0%	15.3%	15.6%
% of FP17s for the same patient ID Re-attending between 3 & 9 months - Children	683	895	76.3%	59.9%	61.1%	58.8%
% of FP17s for the same patient ID Re-attending between 3 & 9 months - Adults	2,590	3,877	66.8%	51.5%	52.4%	51.0%
% of FP17s for Band 1 Urgent Courses	211	4,590	4.6%	9.4%	9.5%	9.0%
% of FP17s Relating to Free Repair or Replacements	17	4,590	0.4%	0.5%	0.7%	0.8%
% of FP17s Relating to Continuations	2	4,590	0.0%	0.8%	0.8%	0.9%
% of Patients satisfied with the dentistry they have received	1	1	N/A	92.5%	93.1%	93.2%
% of Patients satisfied with the time they had to wait for an appointment	1	1	N/A	88.5%	87.8%	88.3%

* This is based on patients treated on this contract for their most recent course of treatment. Figures in italics indicate the base number of FP17s or Patient Questionnaire responses are less than 100. N/A is shown where the base number of responses is less than 10 during the period. % is calculated as Quantity/Base number*100

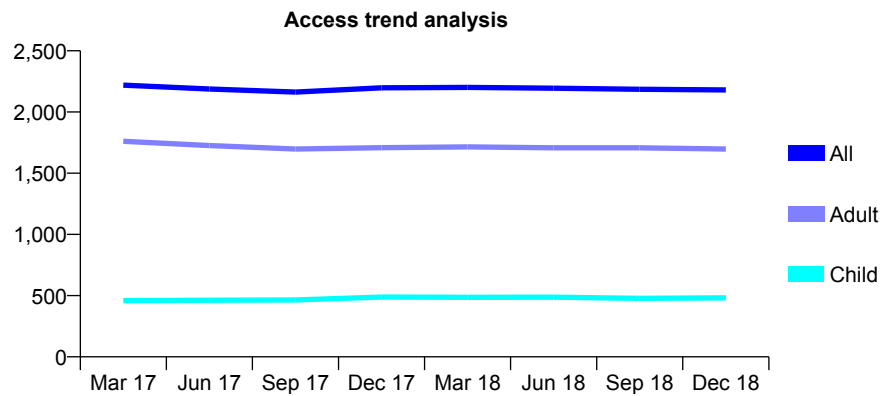
Q68 - Vital Signs At a Glance Contract Report for 946273/0001 - December 2018

Name or company name	MR M GHOLAMI
Contract type name	GDS Contract
Purpose of contract	General
Contract start date	01/04/2006
Contract end date	

18/19 Contracted general activity (UDA)	9,495
Carry forward general activity (UDA)	0
18/19 Contracted orthodontic activity (UOA)	0
Carry forward orthodontic activity (UOA)	0
Baseline contract value	£260,764.98

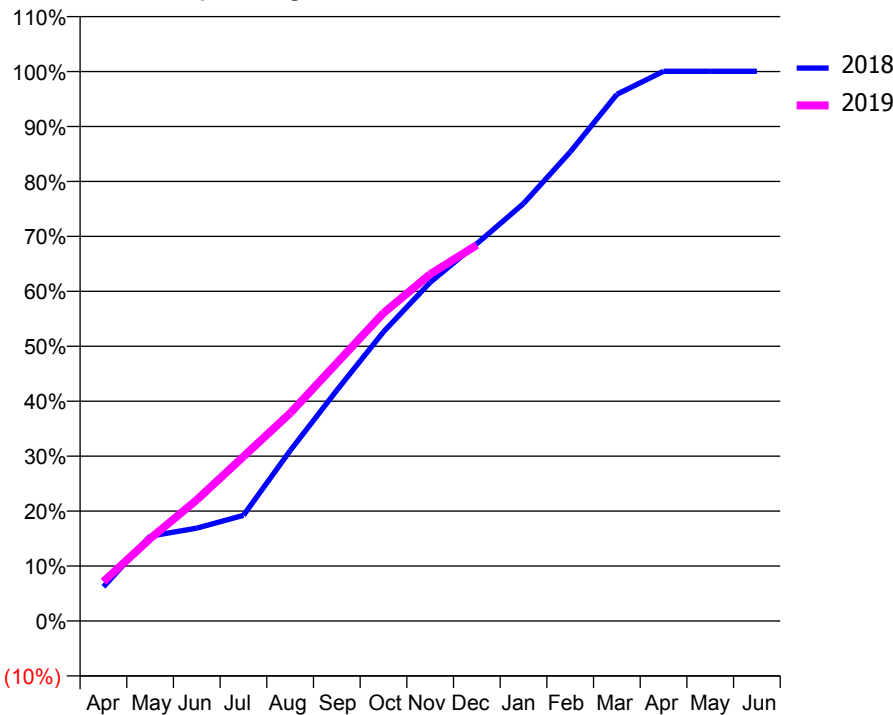
ACCESS*

Patients seen in 24 months	Total	Change since previous quarter
Quarter ending December 2017	2,198	
Quarter ending March 2018	2,201	→
Quarter ending June 2018	2,194	→
Quarter ending September 2018	2,186	→
Quarter ending December 2018	2,180	→
Variance since December 2017	(0.8%)	→



ACTIVITY

Cumulative percentage of contracted UDA delivered 2018 & 2019



Month	Adjusted Scheduled Activity (UDA)	
	2018	2019
April	591	681
May	1,466	1,422
June	1,605	2,093
July	1,826	2,843
August	2,943	3,590
September	3,987	4,457
October	4,995	5,322
November	5,852	5,995
December	6,520	6,495
January	7,214	
February	8,104	
March	9,100	
April	9,499	
May	9,499	
June	9,499	

QUALITY

	Quantity	Base Number	Contract	AT	Region	England
% of FP17s for the same patient ID Re-attending within 3 months - Children	17	544	3.1%	9.5%	11.3%	11.8%
% of FP17s for the same patient ID Re-attending within 3 months - Adults	301	2,065	14.6%	15.0%	15.3%	15.6%
% of FP17s for the same patient ID Re-attending between 3 & 9 months - Children	369	544	67.8%	59.9%	61.1%	58.8%
% of FP17s for the same patient ID Re-attending between 3 & 9 months - Adults	1,346	2,065	65.2%	51.5%	52.4%	51.0%
% of FP17s for Band 1 Urgent Courses	142	2,483	5.7%	9.4%	9.5%	9.0%
% of FP17s Relating to Free Repair or Replacements	0	2,483	0.0%	0.5%	0.7%	0.8%
% of FP17s Relating to Continuations	9	2,483	0.4%	0.8%	0.8%	0.9%
% of Patients satisfied with the dentistry they have received	1	1	N/A	92.5%	93.1%	93.2%
% of Patients satisfied with the time they had to wait for an appointment	1	1	N/A	88.5%	87.8%	88.3%

* This is based on patients treated on this contract for their most recent course of treatment. Figures in italics indicate the base number of FP17s or Patient Questionnaire responses are less than 100. N/A is shown where the base number of responses is less than 10 during the period. % is calculated as Quantity/Base number*100

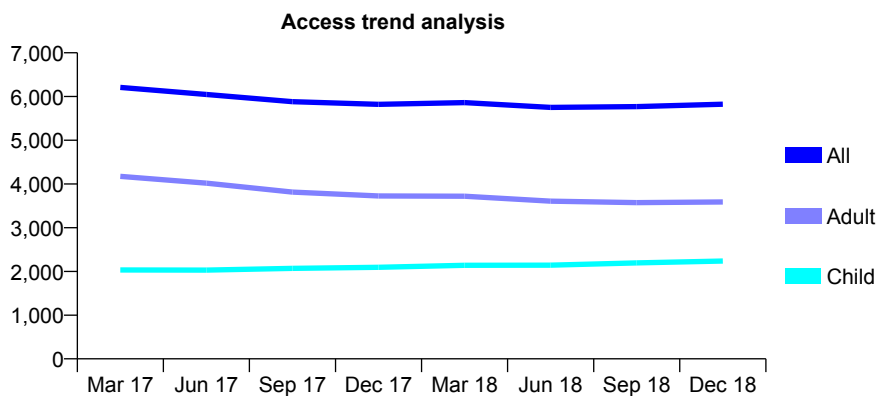
Q68 - Vital Signs At a Glance Contract Report for 947822/0001 - December 2018

Name or company name	MR HS DHALIWAL
Contract type name	GDS Contract
Purpose of contract	General
Contract start date	01/04/2009
Contract end date	

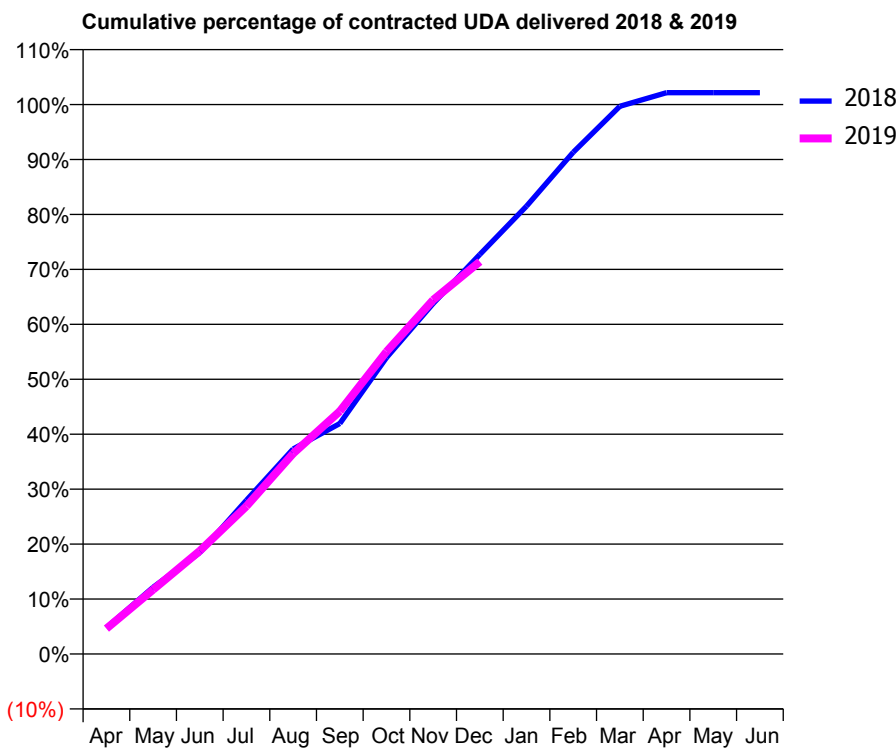
18/19 Contracted general activity (UDA)	13,500
Carry forward general activity (UDA)	0
18/19 Contracted orthodontic activity (UOA)	0
Carry forward orthodontic activity (UOA)	0
Baseline contract value	£373,016.53

ACCESS*

Patients seen in 24 months	Total	Change since previous quarter
Quarter ending December 2017	5,820	
Quarter ending March 2018	5,860	→
Quarter ending June 2018	5,750	↓
Quarter ending September 2018	5,768	→
Quarter ending December 2018	5,825	→
Variance since December 2017	0.1%	→



ACTIVITY



Month	Adjusted Scheduled Activity (UDA)	
	2018	2019
April	648	623
May	1,638	1,580
June	2,492	2,534
July	3,780	3,632
August	5,037	4,927
September	5,661	5,965
October	7,279	7,428
November	8,611	8,699
December	9,817	9,639
January	11,002	
February	12,326	
March	13,456	
April	13,791	
May	13,791	
June	13,791	

QUALITY

	Quantity	Base Number	Contract	AT	Region	England
% of FP17s for the same patient ID Re-attending within 3 months - Children	203	2,505	8.1%	9.5%	11.3%	11.8%
% of FP17s for the same patient ID Re-attending within 3 months - Adults	555	3,584	15.5%	15.0%	15.3%	15.6%
% of FP17s for the same patient ID Re-attending between 3 & 9 months - Children	1,554	2,505	62.0%	59.9%	61.1%	58.8%
% of FP17s for the same patient ID Re-attending between 3 & 9 months - Adults	1,861	3,584	51.9%	51.5%	52.4%	51.0%
% of FP17s for Band 1 Urgent Courses	504	5,873	8.6%	9.4%	9.5%	9.0%
% of FP17s Relating to Free Repair or Replacements	62	5,873	1.1%	0.5%	0.7%	0.8%
% of FP17s Relating to Continuations	73	5,873	1.2%	0.8%	0.8%	0.9%
% of Patients satisfied with the dentistry they have received	1	1	N/A	92.5%	93.1%	93.2%
% of Patients satisfied with the time they had to wait for an appointment	1	1	N/A	88.5%	87.8%	88.3%

* This is based on patients treated on this contract for their most recent course of treatment. Figures in italics indicate the base number of FP17s or Patient Questionnaire responses are less than 100. N/A is shown where the base number of responses is less than 10 during the period. % is calculated as Quantity/Base number*100

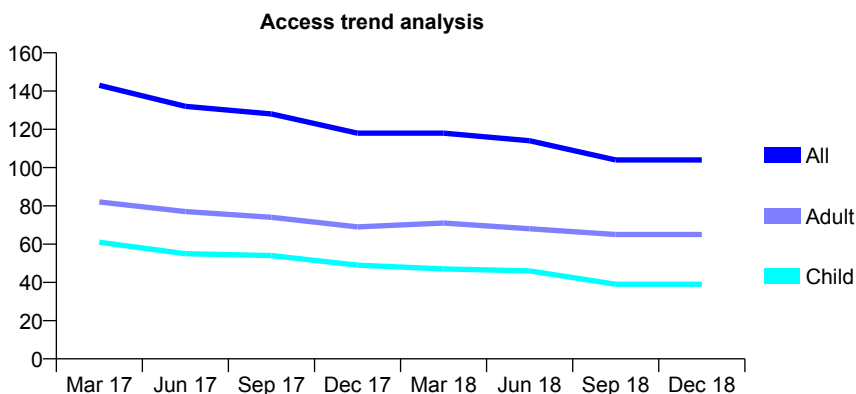
Q68 - Vital Signs At a Glance Contract Report for 949469/0001 - December 2018

Name or company name	MR HC PAGE
Contract type name	GDS Contract
Purpose of contract	General
Contract start date	01/10/2010
Contract end date	

18/19 Contracted general activity (UDA)	211
Carry forward general activity (UDA)	0
18/19 Contracted orthodontic activity (UOA)	0
Carry forward orthodontic activity (UOA)	0
Baseline contract value	£6,422.59

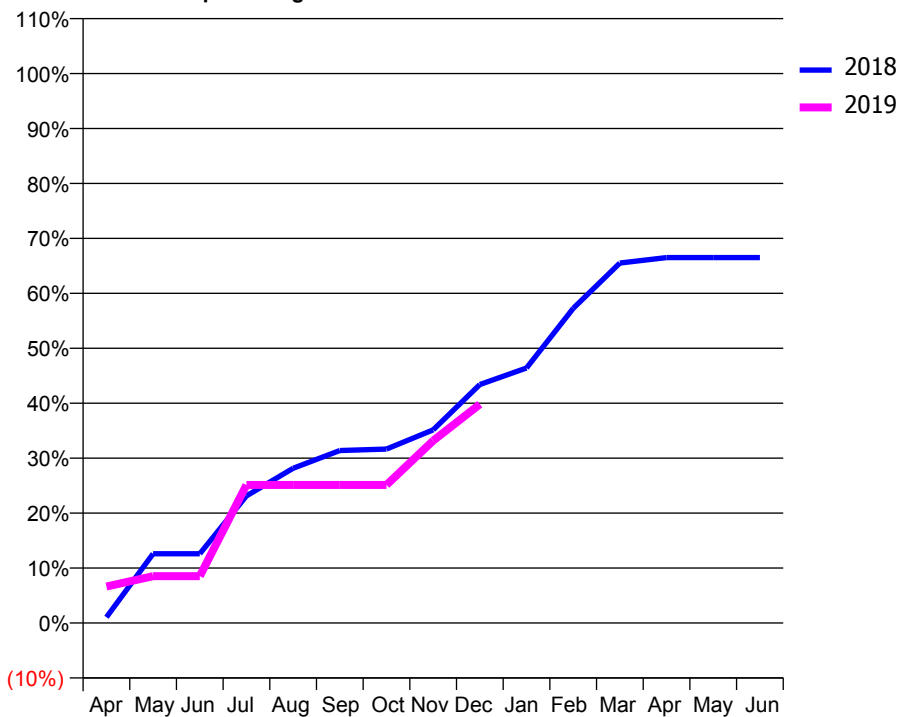
ACCESS*

Patients seen in 24 months	Total	Change since previous quarter
Quarter ending December 2017	118	
Quarter ending March 2018	118	→
Quarter ending June 2018	114	↓
Quarter ending September 2018	104	↓
Quarter ending December 2018	104	→
Variance since December 2017	(11.9%)	↓



ACTIVITY

Cumulative percentage of contracted UDA delivered 2018 & 2019



Month	Adjusted Scheduled Activity (UDA)	
	2018	2019
April	4	14
May	50	18
June	50	18
July	93	53
August	113	53
September	126	53
October	127	53
November	141	70
December	174	84
January	186	
February	229	
March	262	
April	266	
May	266	
June	266	

QUALITY

	Quantity	Base Number	Contract	AT	Region	England
% of FP17s for the same patient ID Re-attending within 3 months - Children	2	32	6.3%	9.5%	11.3%	11.8%
% of FP17s for the same patient ID Re-attending within 3 months - Adults	3	29	10.3%	15.0%	15.3%	15.6%
% of FP17s for the same patient ID Re-attending between 3 & 9 months - Children	14	32	43.8%	59.9%	61.1%	58.8%
% of FP17s for the same patient ID Re-attending between 3 & 9 months - Adults	16	29	55.2%	51.5%	52.4%	51.0%
% of FP17s for Band 1 Urgent Courses	2	56	3.6%	9.4%	9.5%	9.0%
% of FP17s Relating to Free Repair or Replacements	0	56	0.0%	0.5%	0.7%	0.8%
% of FP17s Relating to Continuations	0	56	0.0%	0.8%	0.8%	0.9%
% of Patients satisfied with the dentistry they have received	0	0	N/A	92.5%	93.1%	93.2%
% of Patients satisfied with the time they had to wait for an appointment	0	0	N/A	88.5%	87.8%	88.3%

* This is based on patients treated on this contract for their most recent course of treatment. Figures in italics indicate the base number of FP17s or Patient Questionnaire responses are less than 100. N/A is shown where the base number of responses is less than 10 during the period. % is calculated as Quantity/Base number*100

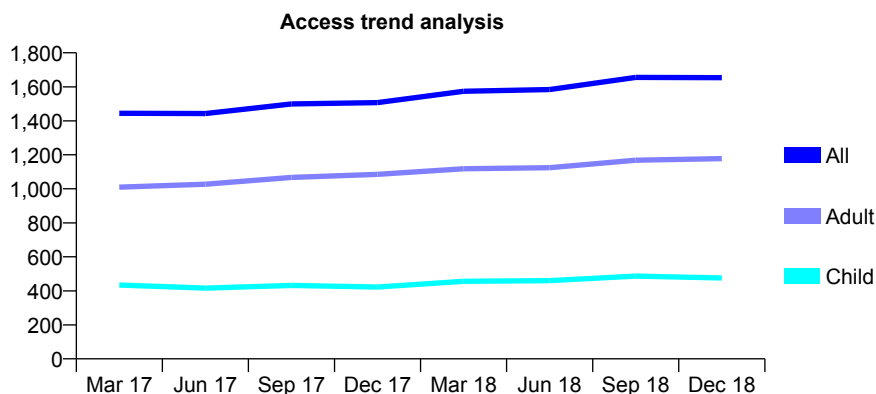
Q68 - Vital Signs At a Glance Contract Report for 949973/0001 - December 2018

Name or company name	MR A DARGAHI
Contract type name	GDS Contract
Purpose of contract	General
Contract start date	01/04/2006
Contract end date	

18/19 Contracted general activity (UDA)	5,000
Carry forward general activity (UDA)	0
18/19 Contracted orthodontic activity (UOA)	0
Carry forward orthodontic activity (UOA)	0
Baseline contract value	£147,295.51

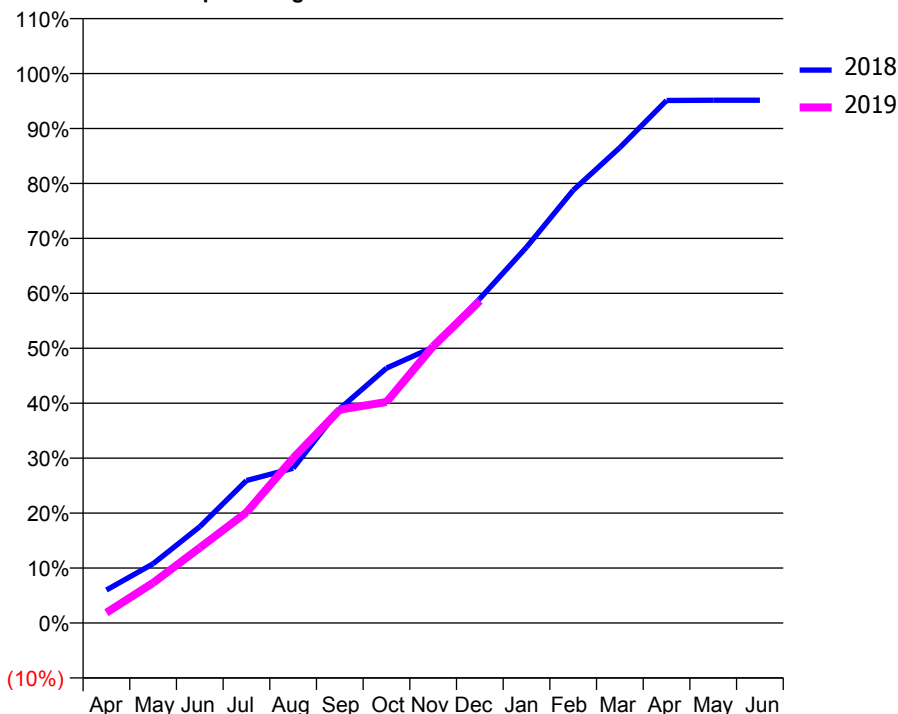
ACCESS*

Patients seen in 24 months	Total	Change since previous quarter
Quarter ending December 2017	1,507	
Quarter ending March 2018	1,574	↑
Quarter ending June 2018	1,584	→
Quarter ending September 2018	1,655	↑
Quarter ending December 2018	1,654	→
Variance since December 2017	9.8%	↑



ACTIVITY

Cumulative percentage of contracted UDA delivered 2018 & 2019



Adjusted Scheduled Activity (UDA)		
Month	2018	2019
April	301	94
May	540	366
June	876	685
July	1,297	1,006
August	1,408	1,501
September	1,950	1,942
October	2,319	2,011
November	2,510	2,518
December	2,952	2,932
January	3,420	
February	3,938	
March	4,327	
April	4,754	
May	4,757	
June	4,756	

QUALITY

	Quantity	Base Number	Contract	AT	Region	England
% of FP17s for the same patient ID Re-attending within 3 months - Children	30	557	5.4%	9.5%	11.3%	11.8%
% of FP17s for the same patient ID Re-attending within 3 months - Adults	108	1,050	10.3%	15.0%	15.3%	15.6%
% of FP17s for the same patient ID Re-attending between 3 & 9 months - Children	346	557	62.1%	59.9%	61.1%	58.8%
% of FP17s for the same patient ID Re-attending between 3 & 9 months - Adults	497	1,050	47.3%	51.5%	52.4%	51.0%
% of FP17s for Band 1 Urgent Courses	149	1,487	10.0%	9.4%	9.5%	9.0%
% of FP17s Relating to Free Repair or Replacements	7	1,487	0.5%	0.5%	0.7%	0.8%
% of FP17s Relating to Continuations	7	1,487	0.5%	0.8%	0.8%	0.9%
% of Patients satisfied with the dentistry they have received	0	0	N/A	92.5%	93.1%	93.2%
% of Patients satisfied with the time they had to wait for an appointment	0	0	N/A	88.5%	87.8%	88.3%

* This is based on patients treated on this contract for their most recent course of treatment. Figures in italics indicate the base number of FP17s or Patient Questionnaire responses are less than 100. N/A is shown where the base number of responses is less than 10 during the period. % is calculated as Quantity/Base number*100

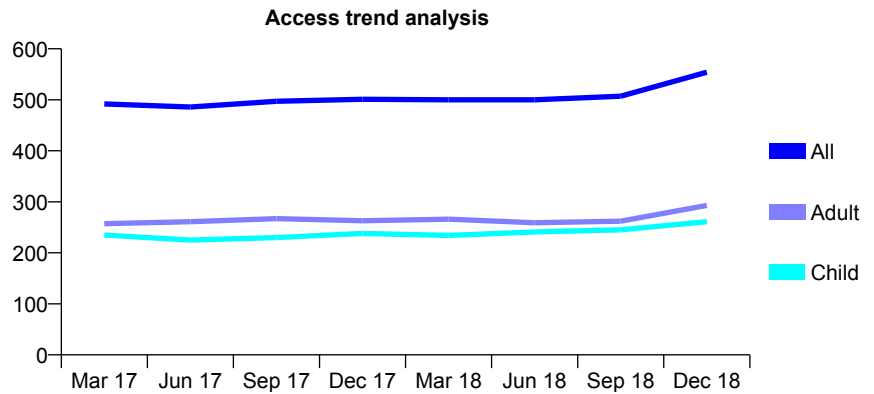
Q68 - Vital Signs At a Glance Contract Report for 953156/0001 - December 2018

Name or company name	Mr QG Omondi
Contract type name	GDS Contract
Purpose of contract	General
Contract start date	01/10/2012
Contract end date	

18/19 Contracted general activity (UDA)	1,666
Carry forward general activity (UDA)	0
18/19 Contracted orthodontic activity (UOA)	0
Carry forward orthodontic activity (UOA)	0
Baseline contract value	£38,072.96

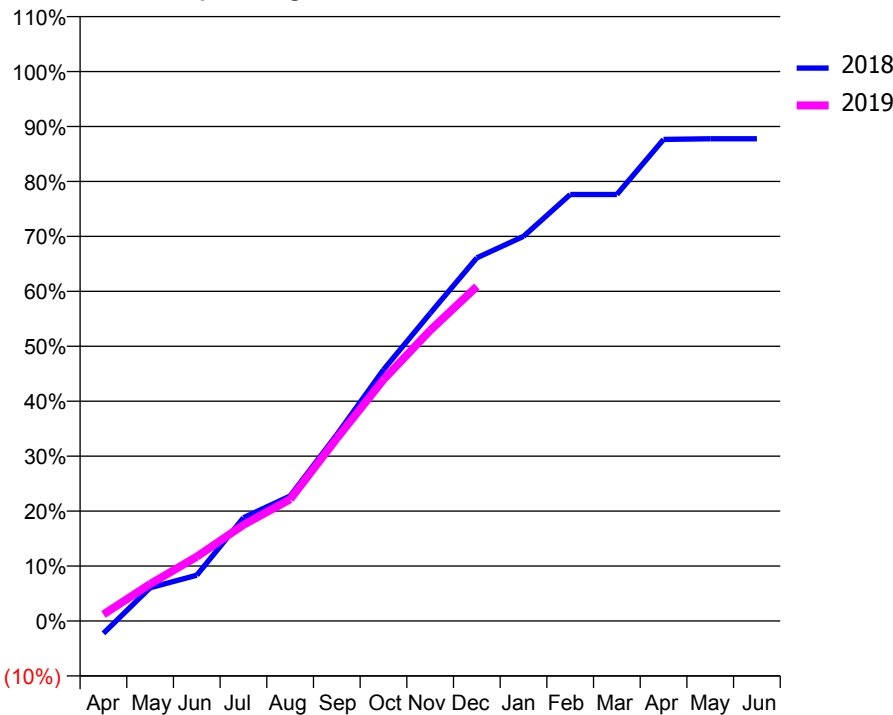
ACCESS*

Patients seen in 24 months	Total	Change since previous quarter
Quarter ending December 2017	501	
Quarter ending March 2018	500	→
Quarter ending June 2018	500	→
Quarter ending September 2018	507	→
Quarter ending December 2018	554	↑
Variance since December 2017	10.6%	↑



ACTIVITY

Cumulative percentage of contracted UDA delivered 2018 & 2019



Month	Adjusted Scheduled Activity (UDA)	
	2018	2019
April	-38	20
May	101	112
June	139	195
July	313	292
August	379	369
September	565	554
October	762	732
November	933	881
December	1,101	1,014
January	1,166	
February	1,293	
March	1,293	
April	1,460	
May	1,462	
June	1,462	

QUALITY

	Quantity	Base Number	Contract	AT	Region	England
% of FP17s for the same patient ID Re-attending within 3 months - Children	10	303	3.3%	9.5%	11.3%	11.8%
% of FP17s for the same patient ID Re-attending within 3 months - Adults	21	307	6.8%	15.0%	15.3%	15.6%
% of FP17s for the same patient ID Re-attending between 3 & 9 months - Children	169	303	55.8%	59.9%	61.1%	58.8%
% of FP17s for the same patient ID Re-attending between 3 & 9 months - Adults	156	307	50.8%	51.5%	52.4%	51.0%
% of FP17s for Band 1 Urgent Courses	11	499	2.2%	9.4%	9.5%	9.0%
% of FP17s Relating to Free Repair or Replacements	1	499	0.2%	0.5%	0.7%	0.8%
% of FP17s Relating to Continuations	0	499	0.0%	0.8%	0.8%	0.9%
% of Patients satisfied with the dentistry they have received	1	2	N/A	92.5%	93.1%	93.2%
% of Patients satisfied with the time they had to wait for an appointment	2	2	N/A	88.5%	87.8%	88.3%

* This is based on patients treated on this contract for their most recent course of treatment. Figures in italics indicate the base number of FP17s or Patient Questionnaire responses are less than 100. N/A is shown where the base number of responses is less than 10 during the period. % is calculated as Quantity/Base number*100

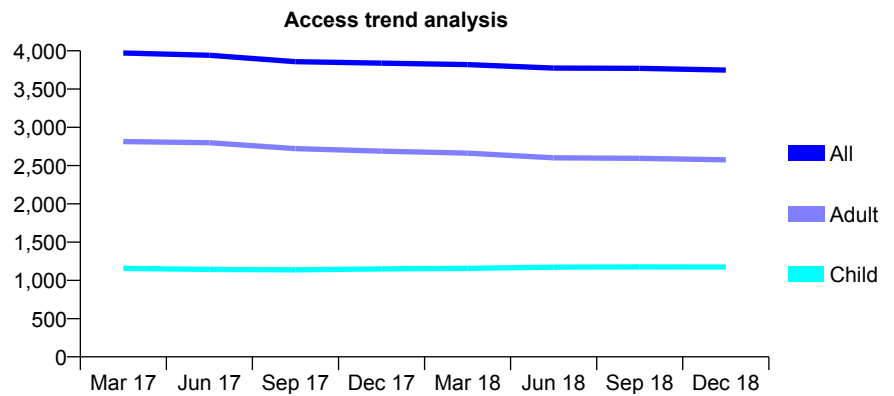
Q68 - Vital Signs At a Glance Contract Report for 959391/0001 - December 2018

Name or company name	MR MM BADRBEIGI
Contract type name	GDS Contract
Purpose of contract	General
Contract start date	01/04/2006
Contract end date	

18/19 Contracted general activity (UDA)	12,138
Carry forward general activity (UDA)	0
18/19 Contracted orthodontic activity (UOA)	0
Carry forward orthodontic activity (UOA)	0
Baseline contract value	£326,166.30

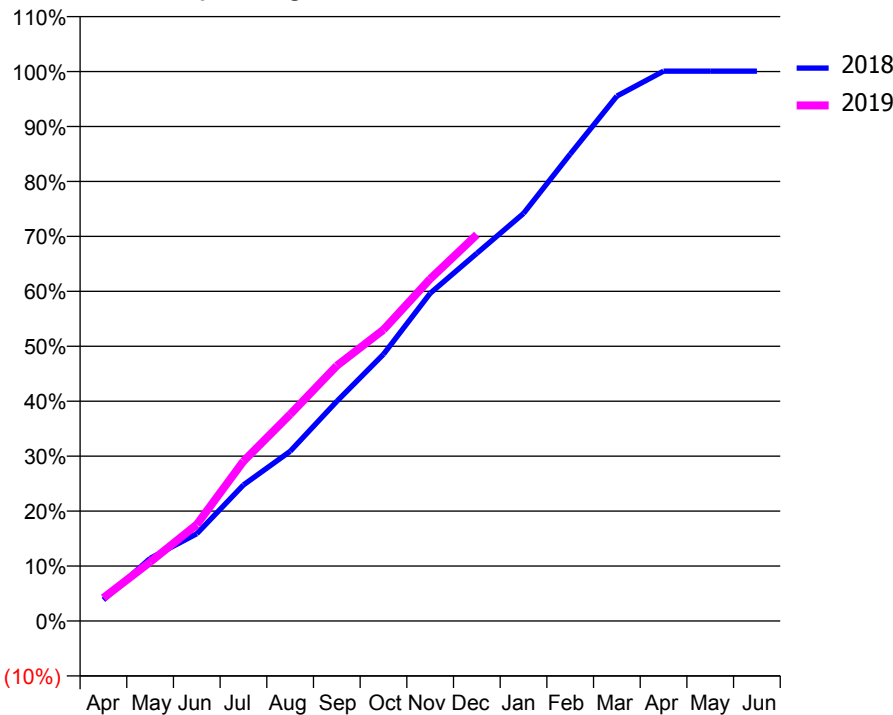
ACCESS*

Patients seen in 24 months	Total	Change since previous quarter
Quarter ending December 2017	3,839	
Quarter ending March 2018	3,819	→
Quarter ending June 2018	3,774	↓
Quarter ending September 2018	3,770	→
Quarter ending December 2018	3,748	→
Variance since December 2017	(2.4%)	↓



ACTIVITY

Cumulative percentage of contracted UDA delivered 2018 & 2019



Adjusted Scheduled Activity (UDA)		
Month	2018	2019
April	468	510
May	1,383	1,302
June	1,928	2,132
July	3,006	3,531
August	3,747	4,563
September	4,852	5,640
October	5,893	6,436
November	7,239	7,558
December	8,121	8,534
January	9,003	
February	10,314	
March	11,595	
April	12,146	
May	12,146	
June	12,146	

QUALITY

	Quantity	Base Number	Contract	AT	Region	England
% of FP17s for the same patient ID Re-attending within 3 months - Children	73	1,223	6.0%	9.5%	11.3%	11.8%
% of FP17s for the same patient ID Re-attending within 3 months - Adults	362	2,507	14.4%	15.0%	15.3%	15.6%
% of FP17s for the same patient ID Re-attending between 3 & 9 months - Children	733	1,223	59.9%	59.9%	61.1%	58.8%
% of FP17s for the same patient ID Re-attending between 3 & 9 months - Adults	1,335	2,507	53.3%	51.5%	52.4%	51.0%
% of FP17s for Band 1 Urgent Courses	185	3,535	5.2%	9.4%	9.5%	9.0%
% of FP17s Relating to Free Repair or Replacements	10	3,535	0.3%	0.5%	0.7%	0.8%
% of FP17s Relating to Continuations	8	3,535	0.2%	0.8%	0.8%	0.9%
% of Patients satisfied with the dentistry they have received	1	1	N/A	92.5%	93.1%	93.2%
% of Patients satisfied with the time they had to wait for an appointment	1	1	N/A	88.5%	87.8%	88.3%

* This is based on patients treated on this contract for their most recent course of treatment. Figures in italics indicate the base number of FP17s or Patient Questionnaire responses are less than 100. N/A is shown where the base number of responses is less than 10 during the period. % is calculated as Quantity/Base number*100

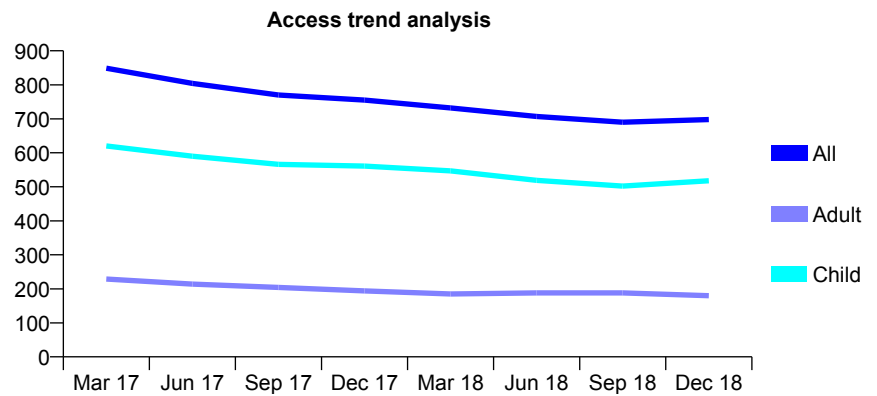
Q68 - Vital Signs At a Glance Contract Report for 960365/0001 - December 2018

Name or company name	MRS N HEIDARI-ROBINSON
Contract type name	GDS Contract
Purpose of contract	General
Contract start date	01/04/2012
Contract end date	

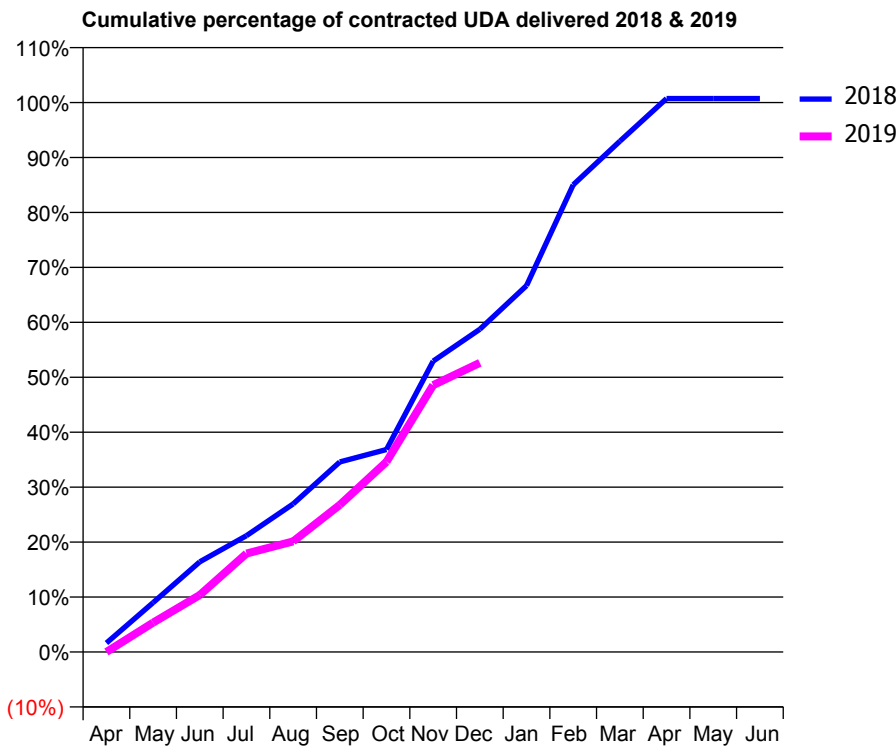
18/19 Contracted general activity (UDA)	3,300
Carry forward general activity (UDA)	0
18/19 Contracted orthodontic activity (UOA)	0
Carry forward orthodontic activity (UOA)	0
Baseline contract value	£83,305.36

ACCESS*

Patients seen in 24 months	Total	Change since previous quarter
Quarter ending December 2017	755	
Quarter ending March 2018	732	↓
Quarter ending June 2018	707	↓
Quarter ending September 2018	690	↓
Quarter ending December 2018	698	→
Variance since December 2017	(7.5%)	↓



ACTIVITY



Month	Adjusted Scheduled Activity (UDA)	
	2018	2019
April	54	0
May	296	176
June	542	342
July	699	591
August	890	664
September	1,142	884
October	1,216	1,142
November	1,747	1,603
December	1,938	1,737
January	2,201	
February	2,805	
March	3,068	
April	3,324	
May	3,324	
June	3,324	

QUALITY

	Quantity	Base Number	Contract	AT	Region	England
% of FP17s for the same patient ID Re-attending within 3 months - Children	108	683	15.8%	9.5%	11.3%	11.8%
% of FP17s for the same patient ID Re-attending within 3 months - Adults	51	150	34.0%	15.0%	15.3%	15.6%
% of FP17s for the same patient ID Re-attending between 3 & 9 months - Children	439	683	64.3%	59.9%	61.1%	58.8%
% of FP17s for the same patient ID Re-attending between 3 & 9 months - Adults	79	150	52.7%	51.5%	52.4%	51.0%
% of FP17s for Band 1 Urgent Courses	13	750	1.7%	9.4%	9.5%	9.0%
% of FP17s Relating to Free Repair or Replacements	0	750	0.0%	0.5%	0.7%	0.8%
% of FP17s Relating to Continuations	1	750	0.1%	0.8%	0.8%	0.9%
% of Patients satisfied with the dentistry they have received	0	0	N/A	92.5%	93.1%	93.2%
% of Patients satisfied with the time they had to wait for an appointment	0	0	N/A	88.5%	87.8%	88.3%

* This is based on patients treated on this contract for their most recent course of treatment. Figures in italics indicate the base number of FP17s or Patient Questionnaire responses are less than 100. N/A is shown where the base number of responses is less than 10 during the period. % is calculated as Quantity/Base number*100

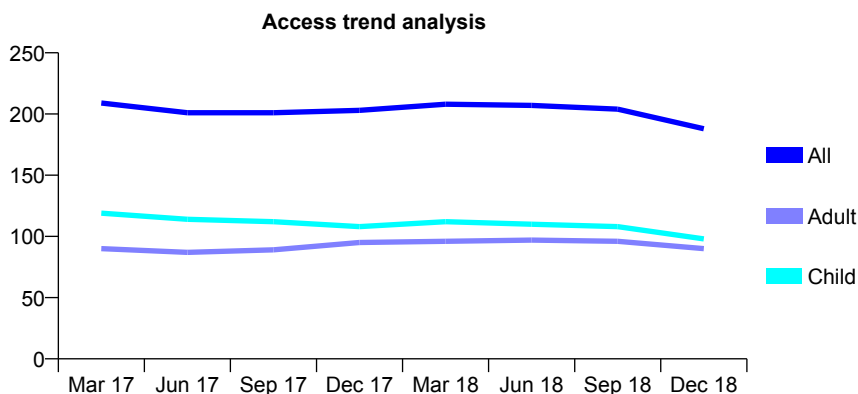
Q68 - Vital Signs At a Glance Contract Report for 962384/0001 - December 2018

Name or company name	MISS S JIWANI
Contract type name	GDS Contract
Purpose of contract	General
Contract start date	01/11/2011
Contract end date	30/11/2018

18/19 Contracted general activity (UDA)	257
Carry forward general activity (UDA)	0
18/19 Contracted orthodontic activity (UOA)	0
Carry forward orthodontic activity (UOA)	0
Baseline contract value	£6,873.55

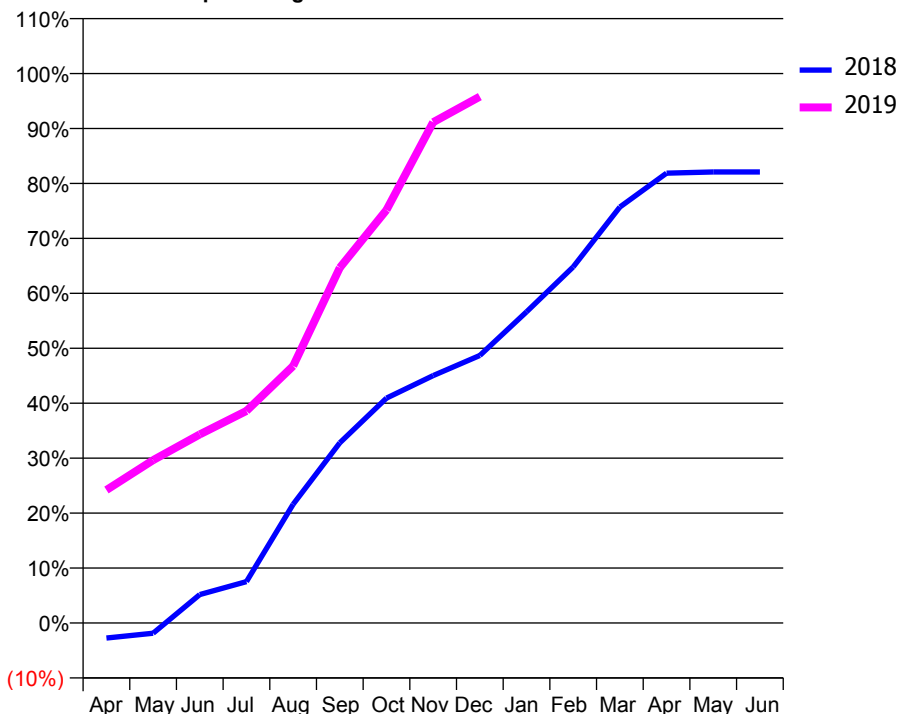
ACCESS*

Patients seen in 24 months	Total	Change since previous quarter
Quarter ending December 2017	203	
Quarter ending March 2018	208	↑
Quarter ending June 2018	207	→
Quarter ending September 2018	204	↓
Quarter ending December 2018	188	↓
Variance since December 2017	(7.4%)	↓



ACTIVITY

Cumulative percentage of contracted UDA delivered 2018 & 2019



Adjusted Scheduled Activity (UDA)		
Month	2018	2019
April	-13	62
May	-9	76
June	24	88
July	35	99
August	102	120
September	154	166
October	192	193
November	212	234
December	229	246
January	266	
February	305	
March	356	
April	385	
May	386	
June	386	

QUALITY

	Quantity	Base Number	Contract	AT	Region	England
% of FP17s for the same patient ID Re-attending within 3 months - Children	6	113	5.3%	9.5%	11.3%	11.8%
% of FP17s for the same patient ID Re-attending within 3 months - Adults	4	68	5.9%	15.0%	15.3%	15.6%
% of FP17s for the same patient ID Re-attending between 3 & 9 months - Children	87	113	77.0%	59.9%	61.1%	58.8%
% of FP17s for the same patient ID Re-attending between 3 & 9 months - Adults	42	68	61.8%	51.5%	52.4%	51.0%
% of FP17s for Band 1 Urgent Courses	1	156	0.6%	9.4%	9.5%	9.0%
% of FP17s Relating to Free Repair or Replacements	0	156	0.0%	0.5%	0.7%	0.8%
% of FP17s Relating to Continuations	0	156	0.0%	0.8%	0.8%	0.9%
% of Patients satisfied with the dentistry they have received	0	0	N/A	92.5%	93.1%	93.2%
% of Patients satisfied with the time they had to wait for an appointment	0	0	N/A	88.5%	87.8%	88.3%

* This is based on patients treated on this contract for their most recent course of treatment. Figures in italics indicate the base number of FP17s or Patient Questionnaire responses are less than 100. N/A is shown where the base number of responses is less than 10 during the period. % is calculated as Quantity/Base number*100

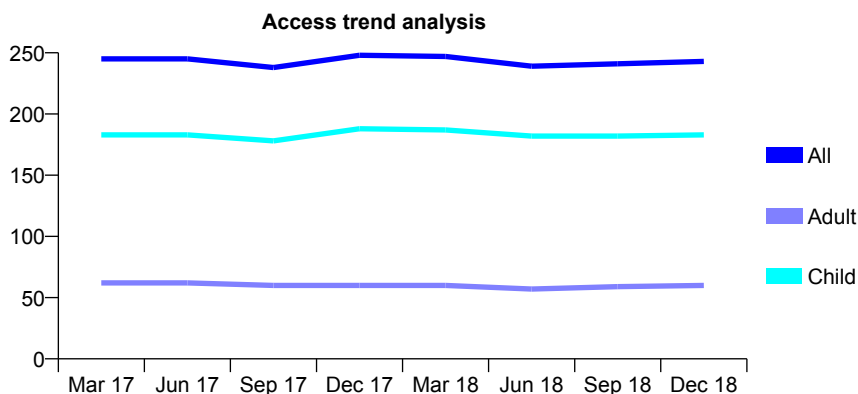
Q68 - Vital Signs At a Glance Contract Report for 963712/0001 - December 2018

Name or company name	MR RJ FRANCSICS
Contract type name	GDS Contract
Purpose of contract	General
Contract start date	01/06/2012
Contract end date	

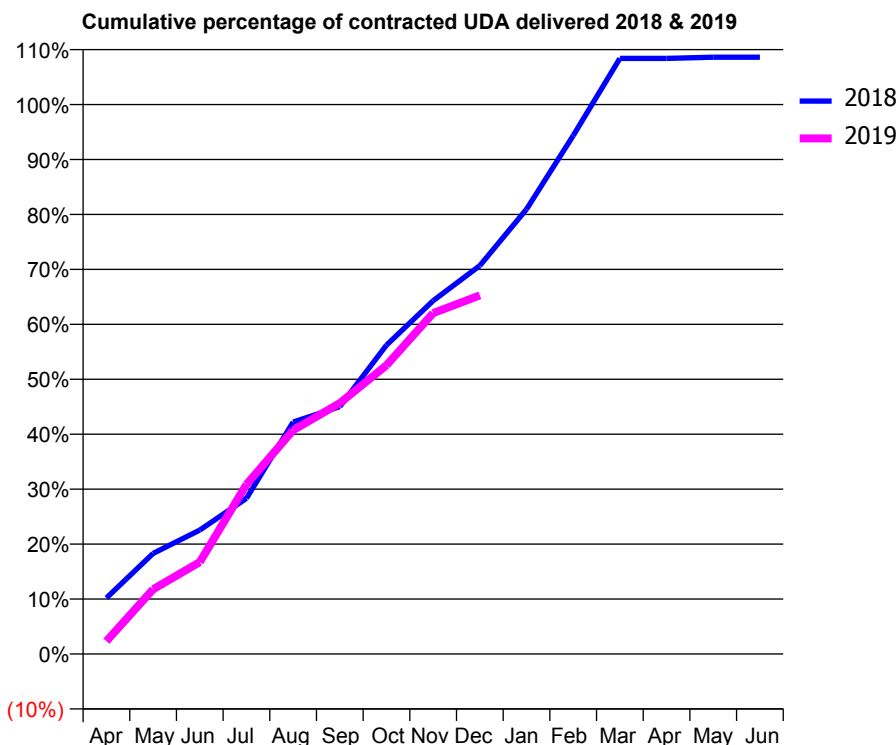
18/19 Contracted general activity (UDA)	470
Carry forward general activity (UDA)	0
18/19 Contracted orthodontic activity (UOA)	0
Carry forward orthodontic activity (UOA)	0
Baseline contract value	£11,497.89

ACCESS*

Patients seen in 24 months	Total	Change since previous quarter
Quarter ending December 2017	248	
Quarter ending March 2018	247	→
Quarter ending June 2018	239	↓
Quarter ending September 2018	241	→
Quarter ending December 2018	243	→
Variance since December 2017	(2.0%)	↓



ACTIVITY



Month	Adjusted Scheduled Activity (UDA)	
	2018	2019
April	48	11
May	86	55
June	106	79
July	133	145
August	198	191
September	212	215
October	264	247
November	302	292
December	332	307
January	380	
February	443	
March	509	
April	509	
May	510	
June	510	

QUALITY

	Quantity	Base Number	Contract	AT	Region	England
% of FP17s for the same patient ID Re-attending within 3 months - Children	8	187	4.3%	9.5%	11.3%	11.8%
% of FP17s for the same patient ID Re-attending within 3 months - Adults	3	32	9.4%	15.0%	15.3%	15.6%
% of FP17s for the same patient ID Re-attending between 3 & 9 months - Children	110	187	58.8%	59.9%	61.1%	58.8%
% of FP17s for the same patient ID Re-attending between 3 & 9 months - Adults	17	32	53.1%	51.5%	52.4%	51.0%
% of FP17s for Band 1 Urgent Courses	14	216	6.5%	9.4%	9.5%	9.0%
% of FP17s Relating to Free Repair or Replacements	0	216	0.0%	0.5%	0.7%	0.8%
% of FP17s Relating to Continuations	0	216	0.0%	0.8%	0.8%	0.9%
% of Patients satisfied with the dentistry they have received	0	0	N/A	92.5%	93.1%	93.2%
% of Patients satisfied with the time they had to wait for an appointment	0	0	N/A	88.5%	87.8%	88.3%

* This is based on patients treated on this contract for their most recent course of treatment. Figures in italics indicate the base number of FP17s or Patient Questionnaire responses are less than 100. N/A is shown where the base number of responses is less than 10 during the period. % is calculated as Quantity/Base number*100

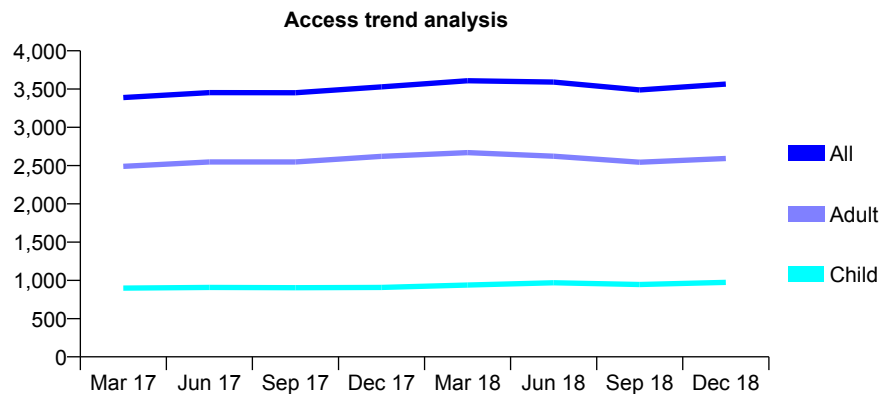
Q68 - Vital Signs At a Glance Contract Report for 972029/0001 - December 2018

Name or company name	MISS KM BOLES
Contract type name	GDS Contract
Purpose of contract	General
Contract start date	01/09/2013
Contract end date	

18/19 Contracted general activity (UDA)	8,284
Carry forward general activity (UDA)	6
18/19 Contracted orthodontic activity (UOA)	0
Carry forward orthodontic activity (UOA)	0
Baseline contract value	£216,262.46

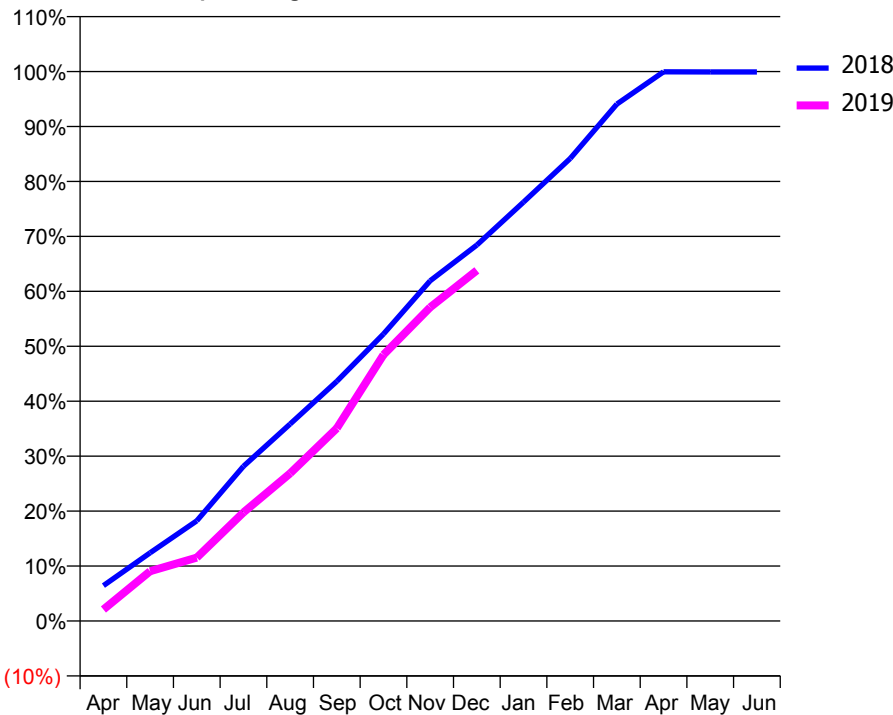
ACCESS*

Patients seen in 24 months	Total	Change since previous quarter
Quarter ending December 2017	3,528	
Quarter ending March 2018	3,608	↑
Quarter ending June 2018	3,591	→
Quarter ending September 2018	3,488	↓
Quarter ending December 2018	3,566	↑
Variance since December 2017	1.1%	→



ACTIVITY

Cumulative percentage of contracted UDA delivered 2018 & 2019



Month	Adjusted Scheduled Activity (UDA)	
	2018	2019
April	534	174
May	1,029	750
June	1,511	956
July	2,334	1,638
August	2,970	2,226
September	3,614	2,905
October	4,327	4,013
November	5,130	4,729
December	5,667	5,287
January	6,315	
February	6,972	
March	7,793	
April	8,279	
May	8,276	
June	8,277	

QUALITY

	Quantity	Base Number	Contract	AT	Region	England
% of FP17s for the same patient ID Re-attending within 3 months - Children	112	1,098	10.2%	9.5%	11.3%	11.8%
% of FP17s for the same patient ID Re-attending within 3 months - Adults	379	2,604	14.6%	15.0%	15.3%	15.6%
% of FP17s for the same patient ID Re-attending between 3 & 9 months - Children	592	1,098	53.9%	59.9%	61.1%	58.8%
% of FP17s for the same patient ID Re-attending between 3 & 9 months - Adults	1,372	2,604	52.7%	51.5%	52.4%	51.0%
% of FP17s for Band 1 Urgent Courses	325	2,882	11.3%	9.4%	9.5%	9.0%
% of FP17s Relating to Free Repair or Replacements	0	2,882	0.0%	0.5%	0.7%	0.8%
% of FP17s Relating to Continuations	16	2,882	0.6%	0.8%	0.8%	0.9%
% of Patients satisfied with the dentistry they have received	0	0	N/A	92.5%	93.1%	93.2%
% of Patients satisfied with the time they had to wait for an appointment	0	0	N/A	88.5%	87.8%	88.3%

* This is based on patients treated on this contract for their most recent course of treatment. Figures in italics indicate the base number of FP17s or Patient Questionnaire responses are less than 100. N/A is shown where the base number of responses is less than 10 during the period. % is calculated as Quantity/Base number*100

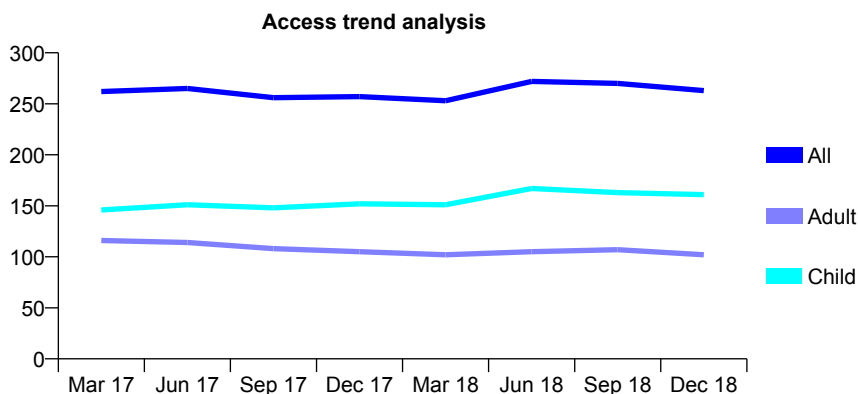
Q68 - Vital Signs At a Glance Contract Report for 974498/0001 - December 2018

Name or company name	MR MA TREMMEL
Contract type name	GDS Contract
Purpose of contract	General
Contract start date	24/12/2011
Contract end date	

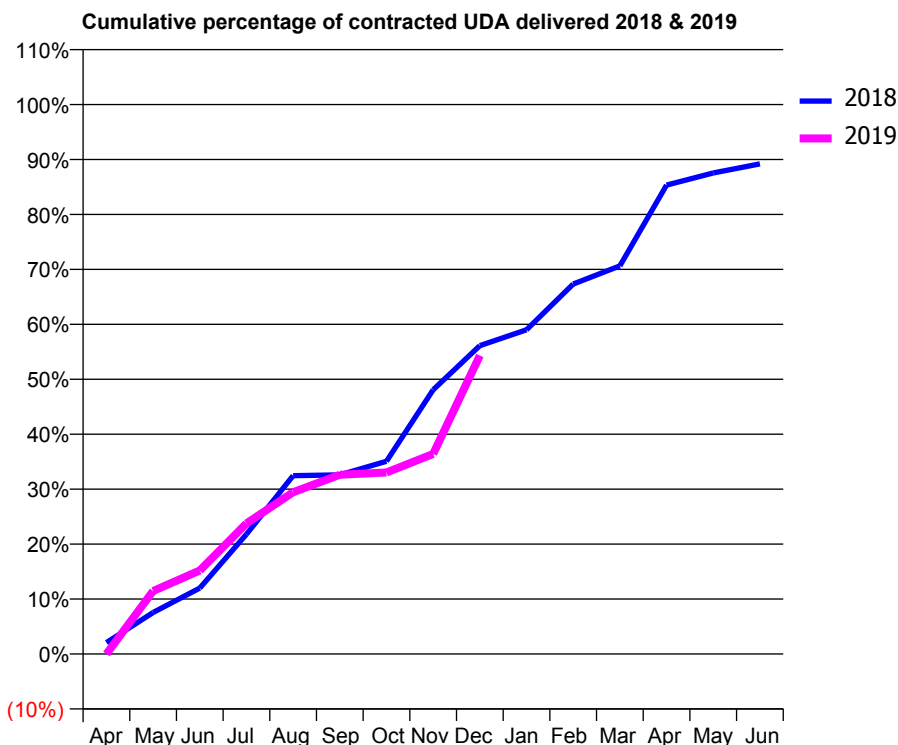
18/19 Contracted general activity (UDA)	727
Carry forward general activity (UDA)	0
18/19 Contracted orthodontic activity (UOA)	0
Carry forward orthodontic activity (UOA)	0
Baseline contract value	£16,852.88

ACCESS*

Patients seen in 24 months	Total	Change since previous quarter
Quarter ending December 2017	257	
Quarter ending March 2018	253	↓
Quarter ending June 2018	272	↑
Quarter ending September 2018	270	→
Quarter ending December 2018	263	↓
Variance since December 2017	2.3%	↑



ACTIVITY



Adjusted Scheduled Activity (UDA)		
Month	2018	2019
April	15	0
May	55	83
June	87	111
July	159	173
August	236	214
September	237	237
October	255	240
November	350	265
December	408	395
January	429	
February	489	
March	513	
April	620	
May	636	
June	648	

QUALITY

	Quantity	Base Number	Contract	AT	Region	England
% of FP17s for the same patient ID Re-attending within 3 months - Children	9	178	5.1%	9.5%	11.3%	11.8%
% of FP17s for the same patient ID Re-attending within 3 months - Adults	4	69	5.8%	15.0%	15.3%	15.6%
% of FP17s for the same patient ID Re-attending between 3 & 9 months - Children	85	178	47.8%	59.9%	61.1%	58.8%
% of FP17s for the same patient ID Re-attending between 3 & 9 months - Adults	39	69	56.5%	51.5%	52.4%	51.0%
% of FP17s for Band 1 Urgent Courses	9	211	4.3%	9.4%	9.5%	9.0%
% of FP17s Relating to Free Repair or Replacements	0	211	0.0%	0.5%	0.7%	0.8%
% of FP17s Relating to Continuations	0	211	0.0%	0.8%	0.8%	0.9%
% of Patients satisfied with the dentistry they have received	0	0	N/A	92.5%	93.1%	93.2%
% of Patients satisfied with the time they had to wait for an appointment	0	0	N/A	88.5%	87.8%	88.3%

* This is based on patients treated on this contract for their most recent course of treatment. Figures in italics indicate the base number of FP17s or Patient Questionnaire responses are less than 100. N/A is shown where the base number of responses is less than 10 during the period. % is calculated as Quantity/Base number*100

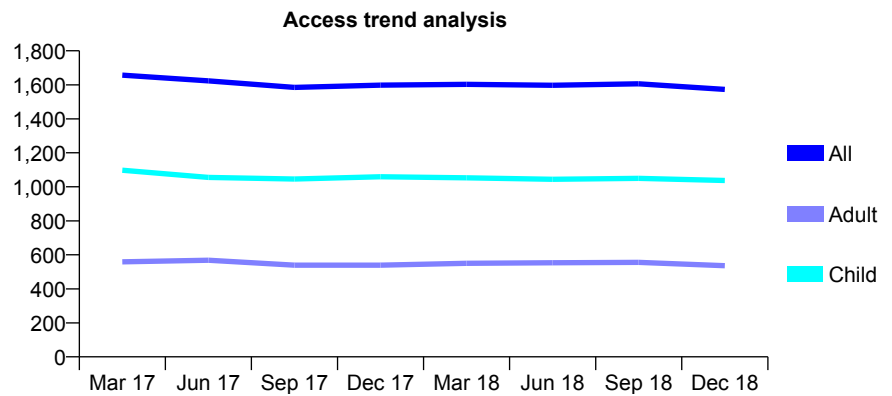
Q68 - Vital Signs At a Glance Contract Report for 979481/0001 - December 2018

Name or company name	Forestmead Dental Surgery
Contract type name	GDS Contract
Purpose of contract	General
Contract start date	01/04/2006
Contract end date	

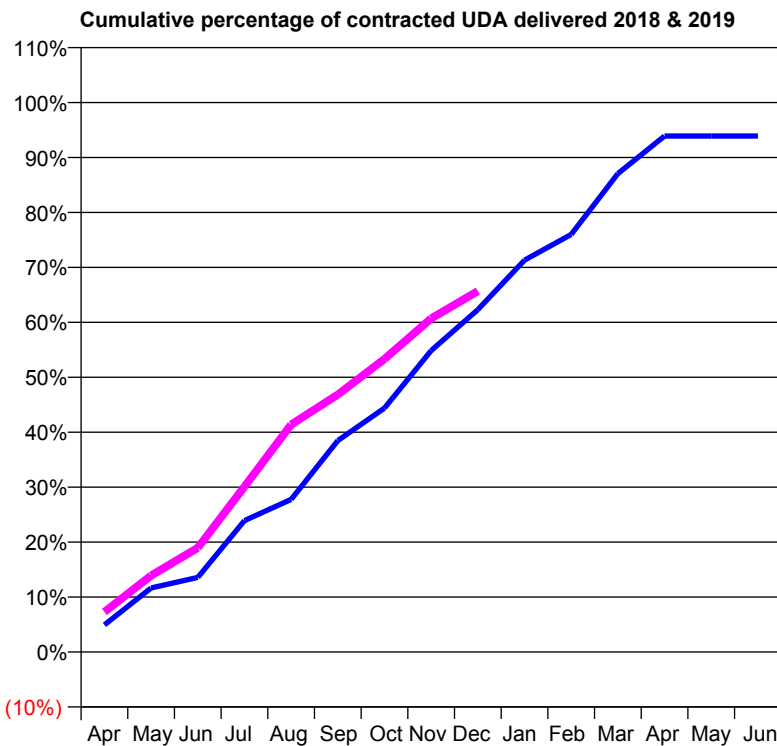
18/19 Contracted general activity (UDA)	2,911
Carry forward general activity (UDA)	0
18/19 Contracted orthodontic activity (UOA)	0
Carry forward orthodontic activity (UOA)	0
Baseline contract value	£64,115.33

ACCESS*

Patients seen in 24 months	Total	Change since previous quarter
Quarter ending December 2017	1,598	
Quarter ending March 2018	1,603	→
Quarter ending June 2018	1,597	→
Quarter ending September 2018	1,606	→
Quarter ending December 2018	1,573	↓
Variance since December 2017	(1.6%)	↓



ACTIVITY



Month	Adjusted Scheduled Activity (UDA)	
	2018	2019
April	153	212
May	362	405
June	421	552
July	742	876
August	861	1,205
September	1,193	1,364
October	1,376	1,553
November	1,701	1,767
December	1,932	1,912
January	2,211	
February	2,355	
March	2,699	
April	2,911	
May	2,911	
June	2,911	

QUALITY

	Quantity	Base Number	Contract	AT	Region	England
% of FP17s for the same patient ID Re-attending within 3 months - Children	49	1,147	4.3%	9.5%	11.3%	11.8%
% of FP17s for the same patient ID Re-attending within 3 months - Adults	34	392	8.7%	15.0%	15.3%	15.6%
% of FP17s for the same patient ID Re-attending between 3 & 9 months - Children	676	1,147	58.9%	59.9%	61.1%	58.8%
% of FP17s for the same patient ID Re-attending between 3 & 9 months - Adults	215	392	54.8%	51.5%	52.4%	51.0%
% of FP17s for Band 1 Urgent Courses	55	1,422	3.9%	9.4%	9.5%	9.0%
% of FP17s Relating to Free Repair or Replacements	2	1,422	0.1%	0.5%	0.7%	0.8%
% of FP17s Relating to Continuations	5	1,422	0.4%	0.8%	0.8%	0.9%
% of Patients satisfied with the dentistry they have received	0	0	N/A	92.5%	93.1%	93.2%
% of Patients satisfied with the time they had to wait for an appointment	0	0	N/A	88.5%	87.8%	88.3%

* This is based on patients treated on this contract for their most recent course of treatment. Figures in italics indicate the base number of FP17s or Patient Questionnaire responses are less than 100. N/A is shown where the base number of responses is less than 10 during the period. % is calculated as Quantity/Base number*100

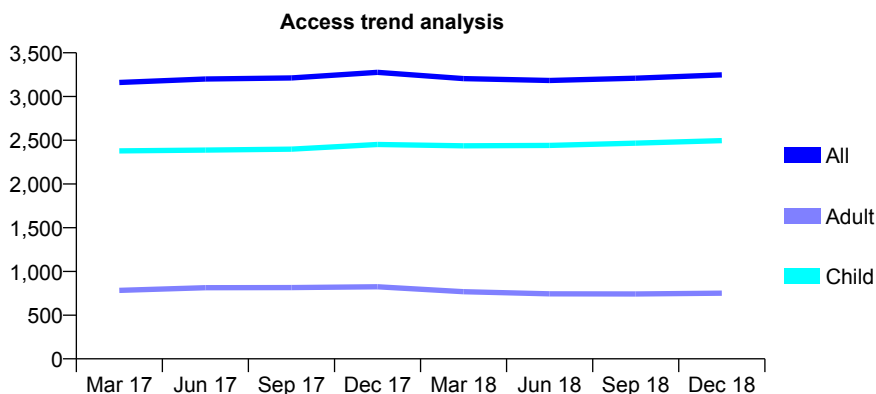
Q68 - Vital Signs At a Glance Contract Report for 981893/0001 - December 2018

Name or company name	MS MN VO
Contract type name	GDS Contract
Purpose of contract	General
Contract start date	18/08/2014
Contract end date	

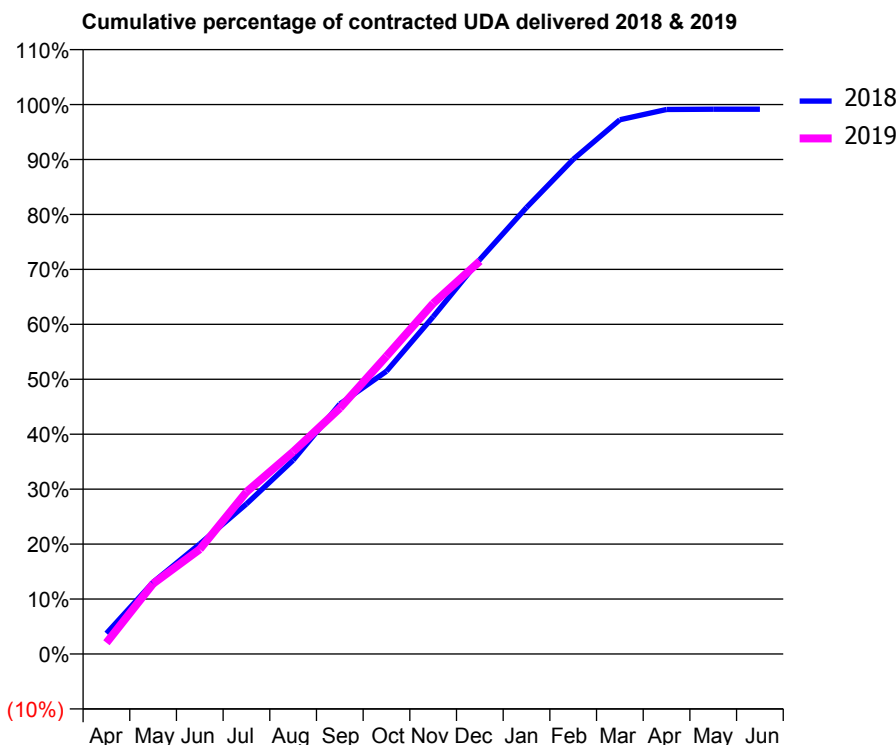
18/19 Contracted general activity (UDA)	6,000
Carry forward general activity (UDA)	51
18/19 Contracted orthodontic activity (UOA)	0
Carry forward orthodontic activity (UOA)	0
Baseline contract value	£152,152.08

ACCESS*

Patients seen in 24 months	Total	Change since previous quarter
Quarter ending December 2017	3,277	
Quarter ending March 2018	3,205	↓
Quarter ending June 2018	3,184	→
Quarter ending September 2018	3,209	→
Quarter ending December 2018	3,247	→
Variance since December 2017	(0.9%)	→



ACTIVITY



Month	Adjusted Scheduled Activity (UDA)	
	2018	2019
April	225	123
May	785	768
June	1,202	1,144
July	1,639	1,770
August	2,116	2,208
September	2,729	2,684
October	3,087	3,252
November	3,683	3,829
December	4,307	4,290
January	4,876	
February	5,401	
March	5,833	
April	5,946	
May	5,948	
June	5,948	

QUALITY

	Quantity	Base Number	Contract	AT	Region	England
% of FP17s for the same patient ID Re-attending within 3 months - Children	158	2,661	5.9%	9.5%	11.3%	11.8%
% of FP17s for the same patient ID Re-attending within 3 months - Adults	36	383	9.4%	15.0%	15.3%	15.6%
% of FP17s for the same patient ID Re-attending between 3 & 9 months - Children	1,648	2,661	61.9%	59.9%	61.1%	58.8%
% of FP17s for the same patient ID Re-attending between 3 & 9 months - Adults	117	383	30.5%	51.5%	52.4%	51.0%
% of FP17s for Band 1 Urgent Courses	171	2,968	5.8%	9.4%	9.5%	9.0%
% of FP17s Relating to Free Repair or Replacements	1	2,968	0.0%	0.5%	0.7%	0.8%
% of FP17s Relating to Continuations	2	2,968	0.1%	0.8%	0.8%	0.9%
% of Patients satisfied with the dentistry they have received	2	3	N/A	92.5%	93.1%	93.2%
% of Patients satisfied with the time they had to wait for an appointment	1	3	N/A	88.5%	87.8%	88.3%

* This is based on patients treated on this contract for their most recent course of treatment. Figures in italics indicate the base number of FP17s or Patient Questionnaire responses are less than 100. N/A is shown where the base number of responses is less than 10 during the period. % is calculated as Quantity/Base number*100

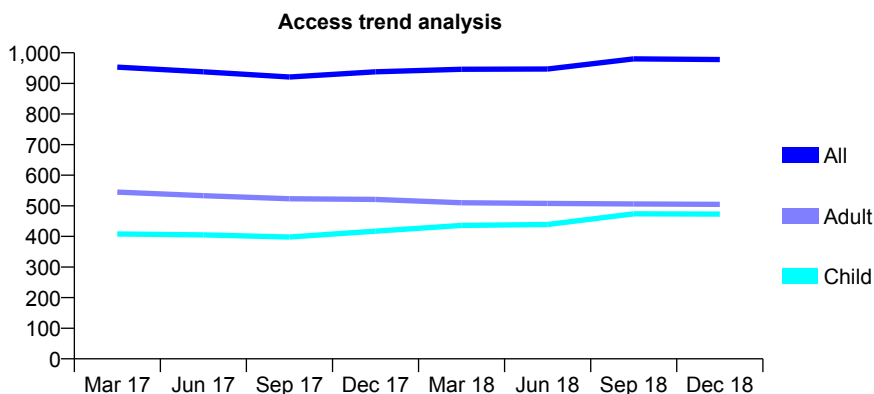
Q68 - Vital Signs At a Glance Contract Report for 982784/0001 - December 2018

Name or company name	MISS ME DAVIES
Contract type name	GDS Contract
Purpose of contract	General
Contract start date	01/04/2006
Contract end date	

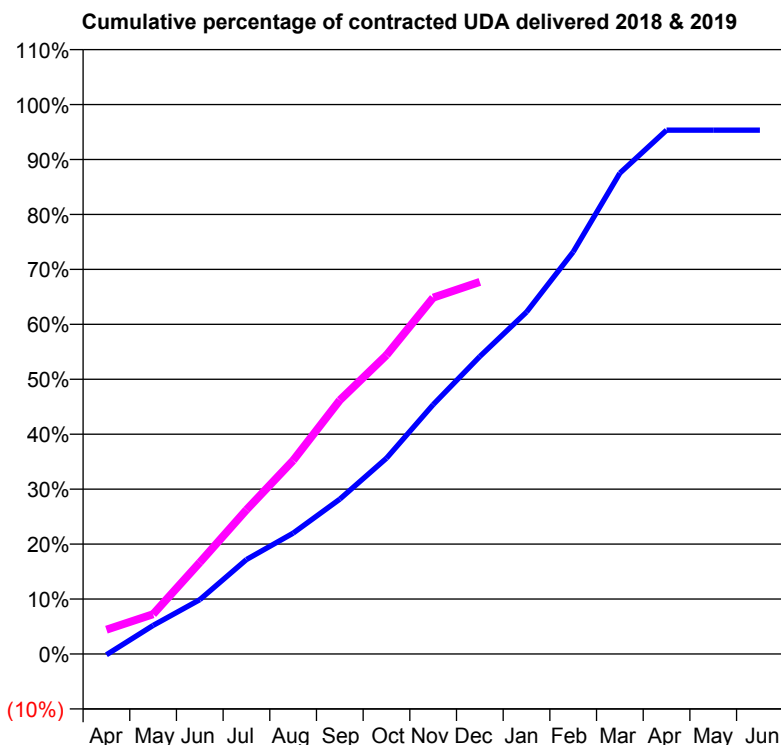
18/19 Contracted general activity (UDA)	2,505
Carry forward general activity (UDA)	0
18/19 Contracted orthodontic activity (UOA)	0
Carry forward orthodontic activity (UOA)	0
Baseline contract value	£59,415.61

ACCESS*

Patients seen in 24 months	Total	Change since previous quarter
Quarter ending December 2017	938	
Quarter ending March 2018	946	→
Quarter ending June 2018	947	→
Quarter ending September 2018	980	↑
Quarter ending December 2018	978	→
Variance since December 2017	4.3%	↑



ACTIVITY



Month	Adjusted Scheduled Activity (UDA)	
	2018	2019
April	-4	111
May	131	182
June	248	417
July	430	657
August	551	883
September	706	1,157
October	893	1,363
November	1,137	1,624
December	1,357	1,697
January	1,559	
February	1,833	
March	2,192	
April	2,388	
May	2,388	
June	2,388	

QUALITY

	Quantity	Base Number	Contract	AT	Region	England
% of FP17s for the same patient ID Re-attending within 3 months - Children	33	669	4.9%	9.5%	11.3%	11.8%
% of FP17s for the same patient ID Re-attending within 3 months - Adults	65	541	12.0%	15.0%	15.3%	15.6%
% of FP17s for the same patient ID Re-attending between 3 & 9 months - Children	543	669	81.2%	59.9%	61.1%	58.8%
% of FP17s for the same patient ID Re-attending between 3 & 9 months - Adults	407	541	75.2%	51.5%	52.4%	51.0%
% of FP17s for Band 1 Urgent Courses	38	1,131	3.4%	9.4%	9.5%	9.0%
% of FP17s Relating to Free Repair or Replacements	5	1,131	0.4%	0.5%	0.7%	0.8%
% of FP17s Relating to Continuations	0	1,131	0.0%	0.8%	0.8%	0.9%
% of Patients satisfied with the dentistry they have received	0	0	N/A	92.5%	93.1%	93.2%
% of Patients satisfied with the time they had to wait for an appointment	0	0	N/A	88.5%	87.8%	88.3%

* This is based on patients treated on this contract for their most recent course of treatment. Figures in italics indicate the base number of FP17s or Patient Questionnaire responses are less than 100. N/A is shown where the base number of responses is less than 10 during the period. % is calculated as Quantity/Base number*100

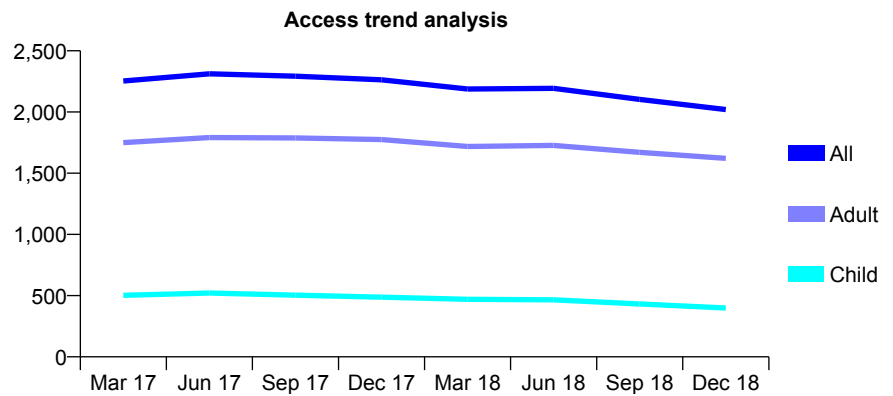
Q68 - Vital Signs At a Glance Contract Report for 993980/0002 - December 2018

Name or company name	MISS SH WILKINSON
Contract type name	GDS Contract
Purpose of contract	General
Contract start date	01/07/2007
Contract end date	

18/19 Contracted general activity (UDA)	6,500
Carry forward general activity (UDA)	0
18/19 Contracted orthodontic activity (UOA)	0
Carry forward orthodontic activity (UOA)	0
Baseline contract value	£169,675.56

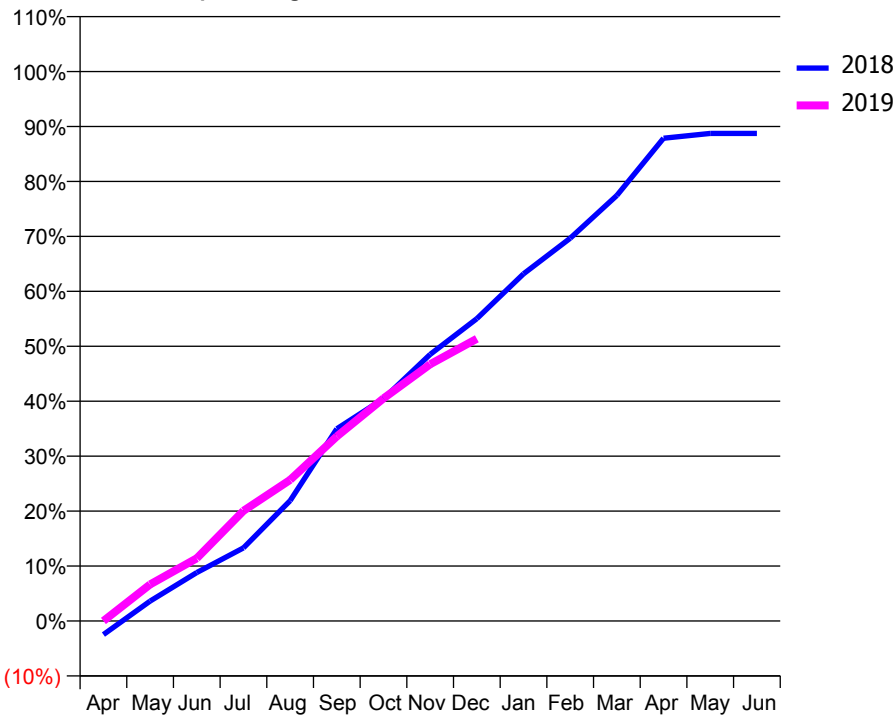
ACCESS*

Patients seen in 24 months	Total	Change since previous quarter
Quarter ending December 2017	2,263	
Quarter ending March 2018	2,188	↓
Quarter ending June 2018	2,193	→
Quarter ending September 2018	2,103	↓
Quarter ending December 2018	2,020	↓
Variance since December 2017	(10.7%)	↓



ACTIVITY

Cumulative percentage of contracted UDA delivered 2018 & 2019



Month	Adjusted Scheduled Activity (UDA)	
	2018	2019
April	-161	0
May	236	433
June	573	742
July	866	1,304
August	1,424	1,670
September	2,274	2,184
October	2,630	2,633
November	3,154	3,037
December	3,577	3,338
January	4,106	
February	4,528	
March	5,034	
April	5,711	
May	5,767	
June	5,767	

QUALITY

	Quantity	Base Number	Contract	AT	Region	England
% of FP17s for the same patient ID Re-attending within 3 months - Children	6	273	2.2%	9.5%	11.3%	11.8%
% of FP17s for the same patient ID Re-attending within 3 months - Adults	114	1,191	9.6%	15.0%	15.3%	15.6%
% of FP17s for the same patient ID Re-attending between 3 & 9 months - Children	122	273	44.7%	59.9%	61.1%	58.8%
% of FP17s for the same patient ID Re-attending between 3 & 9 months - Adults	547	1,191	45.9%	51.5%	52.4%	51.0%
% of FP17s for Band 1 Urgent Courses	1	1,223	0.1%	9.4%	9.5%	9.0%
% of FP17s Relating to Free Repair or Replacements	15	1,223	1.2%	0.5%	0.7%	0.8%
% of FP17s Relating to Continuations	6	1,223	0.5%	0.8%	0.8%	0.9%
% of Patients satisfied with the dentistry they have received	1	1	N/A	92.5%	93.1%	93.2%
% of Patients satisfied with the time they had to wait for an appointment	1	1	N/A	88.5%	87.8%	88.3%

* This is based on patients treated on this contract for their most recent course of treatment. Figures in italics indicate the base number of FP17s or Patient Questionnaire responses are less than 100. N/A is shown where the base number of responses is less than 10 during the period. % is calculated as Quantity/Base number*100

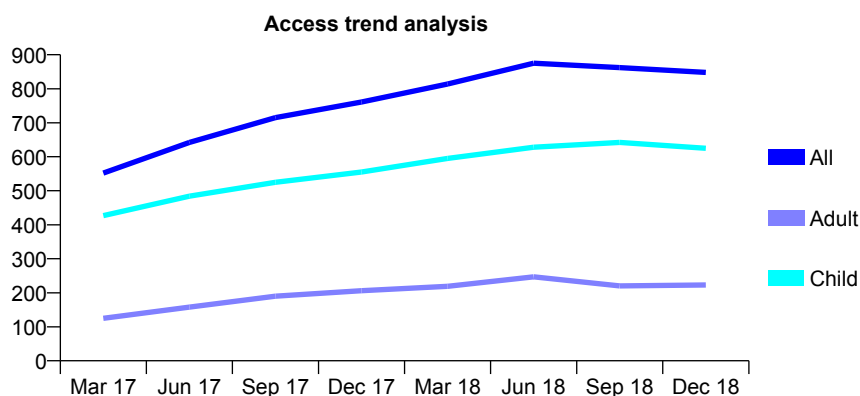
Q69 - Vital Signs At a Glance Contract Report for 100194/0000 - December 2018

Name or company name	Chalfont St Peter Partnership
Contract type name	GDS Contract
Purpose of contract	General
Contract start date	01/08/2016
Contract end date	

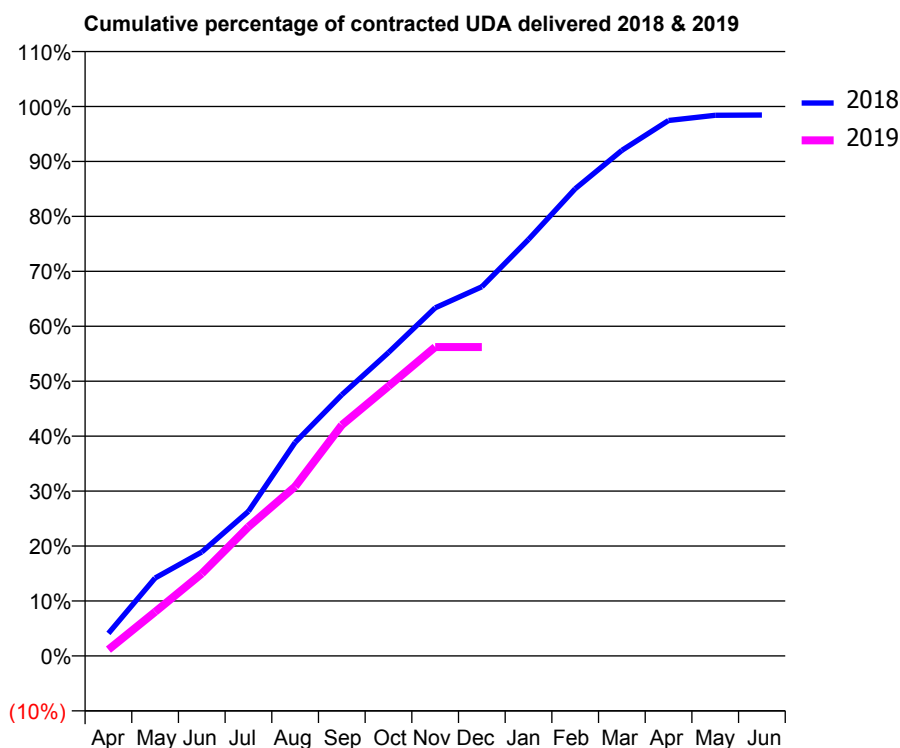
18/19 Contracted general activity (UDA)	1,744
Carry forward general activity (UDA)	24
18/19 Contracted orthodontic activity (UOA)	0
Carry forward orthodontic activity (UOA)	0
Baseline contract value	£45,547.36

ACCESS*

Patients seen in 24 months	Total	Change since previous quarter
Quarter ending December 2017	761	
Quarter ending March 2018	814	↑
Quarter ending June 2018	875	↑
Quarter ending September 2018	862	↓
Quarter ending December 2018	848	↓
Variance since December 2017	11.4%	↑



ACTIVITY



Month	Adjusted Scheduled Activity (UDA)	
	2018	2019
April	66	20
May	227	140
June	303	261
July	421	410
August	622	538
September	761	733
October	884	856
November	1,013	980
December	1,075	980
January	1,213	
February	1,360	
March	1,472	
April	1,559	
May	1,574	
June	1,575	

QUALITY

	Quantity	Base Number	Contract	AT	Region	England
% of FP17s for the same patient ID Re-attending within 3 months - Children	28	566	4.9%	11.5%	11.3%	11.8%
% of FP17s for the same patient ID Re-attending within 3 months - Adults	2	98	2.0%	14.8%	15.3%	15.6%
% of FP17s for the same patient ID Re-attending between 3 & 9 months - Children	298	566	52.7%	58.3%	61.1%	58.8%
% of FP17s for the same patient ID Re-attending between 3 & 9 months - Adults	39	98	39.8%	49.3%	52.4%	51.0%
% of FP17s for Band 1 Urgent Courses	17	604	2.8%	9.7%	9.5%	9.0%
% of FP17s Relating to Free Repair or Replacements	0	604	0.0%	0.7%	0.7%	0.8%
% of FP17s Relating to Continuations	0	604	0.0%	0.6%	0.8%	0.9%
% of Patients satisfied with the dentistry they have received	1	1	N/A	94.1%	93.1%	93.2%
% of Patients satisfied with the time they had to wait for an appointment	1	1	N/A	87.3%	87.8%	88.3%

* This is based on patients treated on this contract for their most recent course of treatment. Figures in italics indicate the base number of FP17s or Patient Questionnaire responses are less than 100. N/A is shown where the base number of responses is less than 10 during the period. % is calculated as Quantity/Base number*100

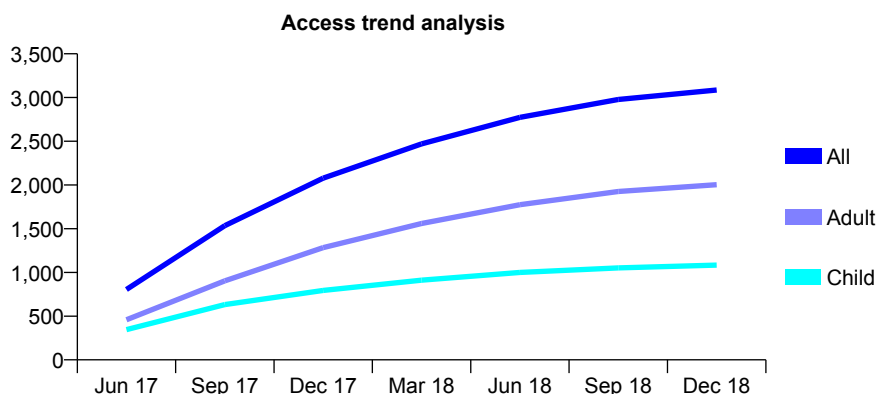
Q69 - Vital Signs At a Glance Contract Report for 100313/0000 - December 2018

Name or company name	OPTIMA CARE (MAIDENHEAD) Ltd
Contract type name	GDS Contract
Purpose of contract	General
Contract start date	01/04/2017
Contract end date	

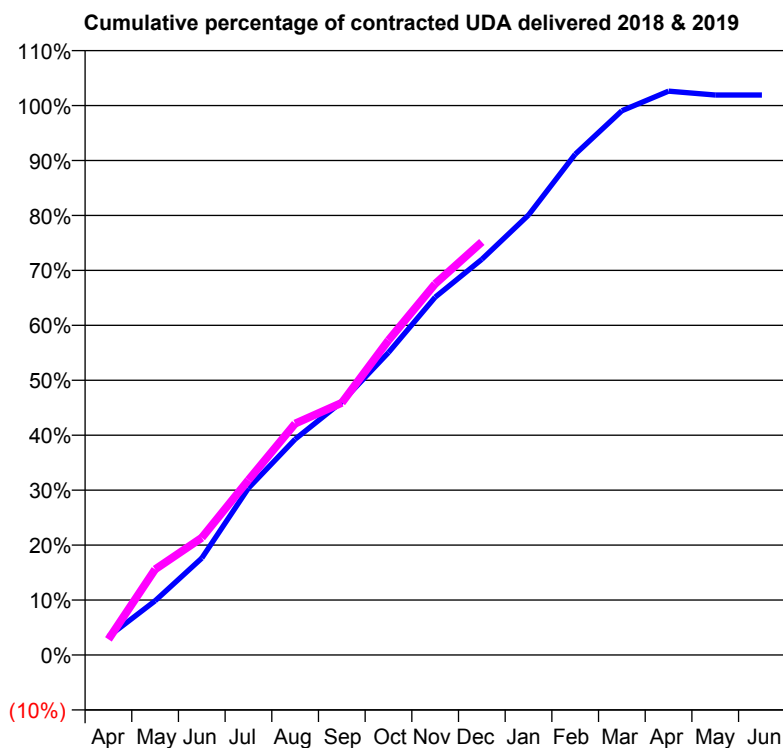
18/19 Contracted general activity (UDA)	6,869
Carry forward general activity (UDA)	0
18/19 Contracted orthodontic activity (UOA)	0
Carry forward orthodontic activity (UOA)	0
Baseline contract value	£181,336.27

ACCESS*

Patients seen in 24 months	Total	Change since previous quarter
Quarter ending December 2017	2,078	
Quarter ending March 2018	2,470	↑
Quarter ending June 2018	2,774	↑
Quarter ending September 2018	2,977	↑
Quarter ending December 2018	3,086	↑
Variance since December 2017	48.5%	↑



ACTIVITY



Month	Adjusted Scheduled Activity (UDA)	
	2018	2019
April	231	196
May	677	1,071
June	1,210	1,466
July	2,085	2,188
August	2,696	2,894
September	3,162	3,152
October	3,778	3,935
November	4,470	4,640
December	4,943	5,164
January	5,496	
February	6,256	
March	6,799	
April	7,044	
May	6,996	
June	6,996	

QUALITY

	Quantity	Base Number	Contract	AT	Region	England
% of FP17s for the same patient ID Re-attending within 3 months - Children	58	1,099	5.3%	11.5%	11.3%	11.8%
% of FP17s for the same patient ID Re-attending within 3 months - Adults	141	1,741	8.1%	14.8%	15.3%	15.6%
% of FP17s for the same patient ID Re-attending between 3 & 9 months - Children	534	1,099	48.6%	58.3%	61.1%	58.8%
% of FP17s for the same patient ID Re-attending between 3 & 9 months - Adults	611	1,741	35.1%	49.3%	52.4%	51.0%
% of FP17s for Band 1 Urgent Courses	191	2,318	8.2%	9.7%	9.5%	9.0%
% of FP17s Relating to Free Repair or Replacements	6	2,318	0.3%	0.7%	0.7%	0.8%
% of FP17s Relating to Continuations	4	2,318	0.2%	0.6%	0.8%	0.9%
% of Patients satisfied with the dentistry they have received	1	1	N/A	94.1%	93.1%	93.2%
% of Patients satisfied with the time they had to wait for an appointment	1	1	N/A	87.3%	87.8%	88.3%

* This is based on patients treated on this contract for their most recent course of treatment. Figures in italics indicate the base number of FP17s or Patient Questionnaire responses are less than 100. N/A is shown where the base number of responses is less than 10 during the period. % is calculated as Quantity/Base number*100

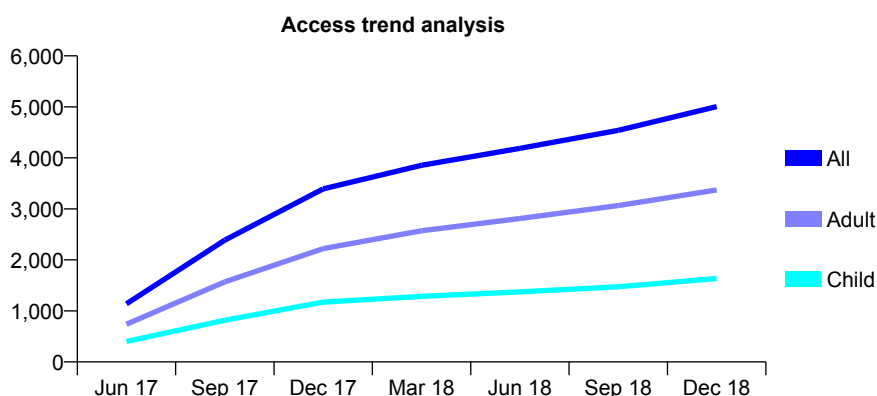
Q69 - Vital Signs At a Glance Contract Report for 100322/0000 - December 2018

Name or company name	Mr F Tahir
Contract type name	GDS Contract
Purpose of contract	General
Contract start date	01/04/2017
Contract end date	

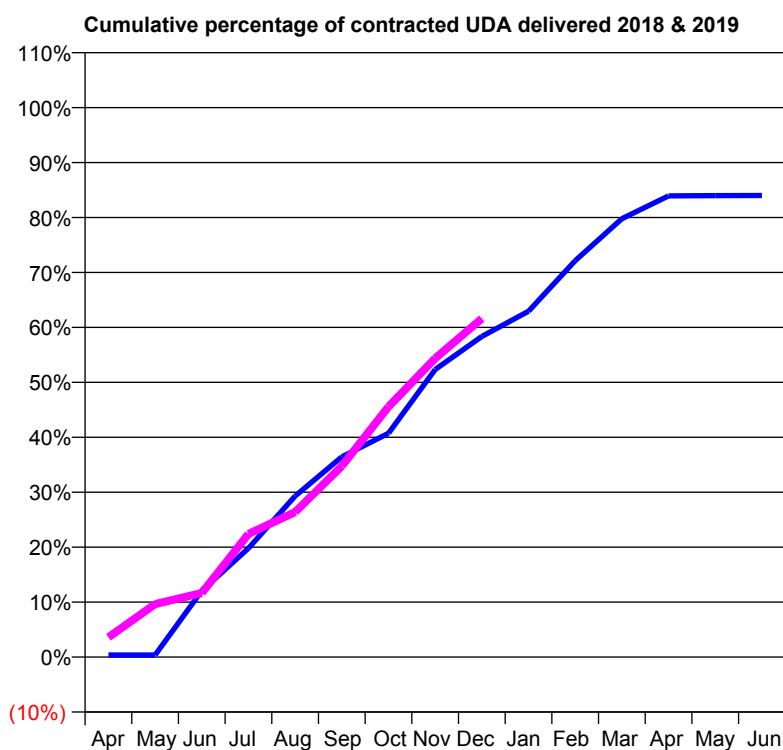
18/19 Contracted general activity (UDA)	13,340
Carry forward general activity (UDA)	0
18/19 Contracted orthodontic activity (UOA)	0
Carry forward orthodontic activity (UOA)	0
Baseline contract value	£308,959.66

ACCESS*

Patients seen in 24 months	Total	Change since previous quarter
Quarter ending December 2017	3,393	
Quarter ending March 2018	3,855	↑
Quarter ending June 2018	4,187	↑
Quarter ending September 2018	4,539	↑
Quarter ending December 2018	5,006	↑
Variance since December 2017	47.5%	↑



ACTIVITY



Month	Adjusted Scheduled Activity (UDA)	
	2018	2019
April	49	482
May	49	1,286
June	1,617	1,556
July	2,653	2,990
August	3,927	3,521
September	4,882	4,639
October	5,456	6,078
November	7,011	7,253
December	7,819	8,219
January	8,432	
February	9,663	
March	10,690	
April	11,245	
May	11,251	
June	11,253	

QUALITY

	Quantity	Base Number	Contract	AT	Region	England
% of FP17s for the same patient ID Re-attending within 3 months - Children	92	1,682	5.5%	11.5%	11.3%	11.8%
% of FP17s for the same patient ID Re-attending within 3 months - Adults	391	3,139	12.5%	14.8%	15.3%	15.6%
% of FP17s for the same patient ID Re-attending between 3 & 9 months - Children	905	1,682	53.8%	58.3%	61.1%	58.8%
% of FP17s for the same patient ID Re-attending between 3 & 9 months - Adults	1,486	3,139	47.3%	49.3%	52.4%	51.0%
% of FP17s for Band 1 Urgent Courses	379	4,550	8.3%	9.7%	9.5%	9.0%
% of FP17s Relating to Free Repair or Replacements	34	4,550	0.7%	0.7%	0.7%	0.8%
% of FP17s Relating to Continuations	8	4,550	0.2%	0.6%	0.8%	0.9%
% of Patients satisfied with the dentistry they have received	2	3	N/A	94.1%	93.1%	93.2%
% of Patients satisfied with the time they had to wait for an appointment	3	3	N/A	87.3%	87.8%	88.3%

* This is based on patients treated on this contract for their most recent course of treatment. Figures in italics indicate the base number of FP17s or Patient Questionnaire responses are less than 100. N/A is shown where the base number of responses is less than 10 during the period. % is calculated as Quantity/Base number*100

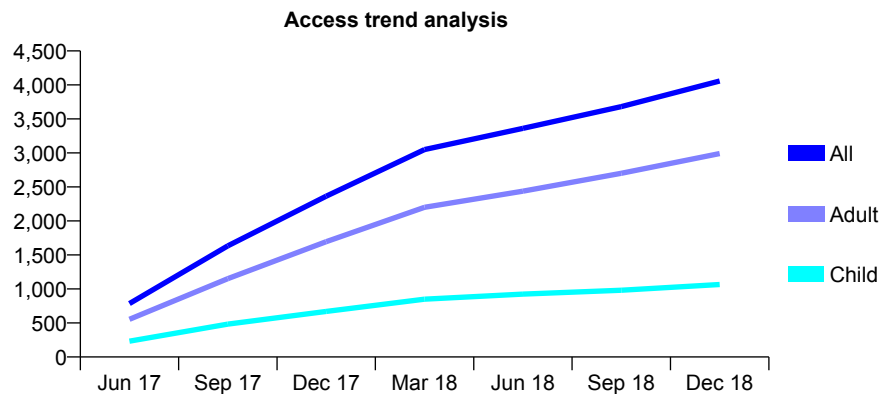
Q69 - Vital Signs At a Glance Contract Report for 100323/0000 - December 2018

Name or company name	Mr F Tahir
Contract type name	GDS Contract
Purpose of contract	General
Contract start date	01/04/2017
Contract end date	

18/19 Contracted general activity (UDA)	12,351
Carry forward general activity (UDA)	0
18/19 Contracted orthodontic activity (UOA)	0
Carry forward orthodontic activity (UOA)	0
Baseline contract value	£285,787.95

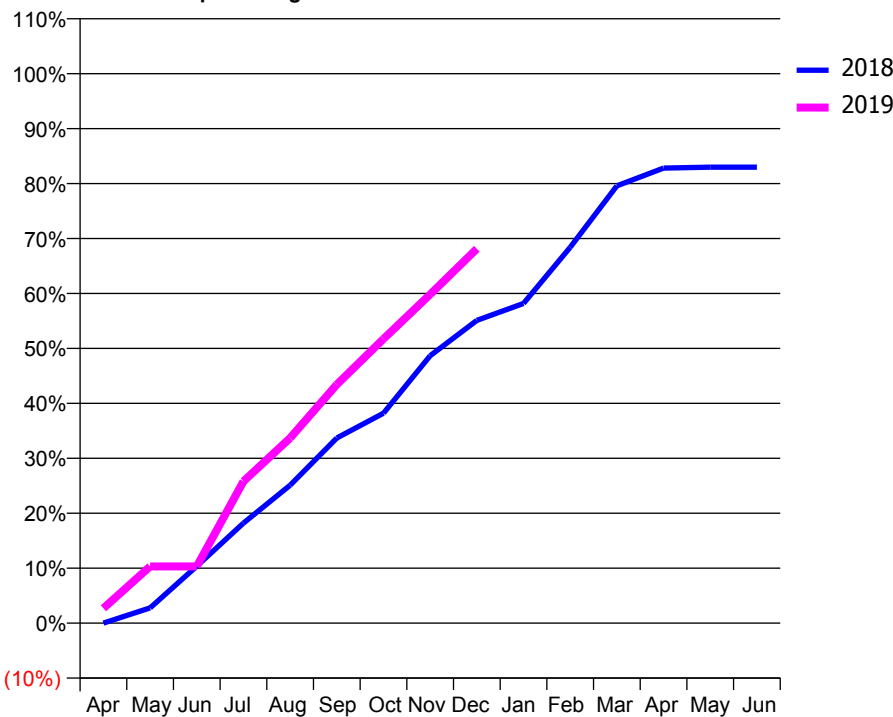
ACCESS*

Patients seen in 24 months	Total	Change since previous quarter
Quarter ending December 2017	2,364	
Quarter ending March 2018	3,050	↑
Quarter ending June 2018	3,362	↑
Quarter ending September 2018	3,682	↑
Quarter ending December 2018	4,057	↑
Variance since December 2017	71.6%	↑



ACTIVITY

Cumulative percentage of contracted UDA delivered 2018 & 2019



Month	Adjusted Scheduled Activity (UDA)	
	2018	2019
April	0	334
May	342	1,275
June	1,281	1,275
July	2,248	3,188
August	3,102	4,162
September	4,162	5,364
October	4,720	6,388
November	6,011	7,389
December	6,806	8,415
January	7,185	
February	8,448	
March	9,829	
April	10,229	
May	10,248	
June	10,248	

QUALITY

	Quantity	Base Number	Contract	AT	Region	England
% of FP17s for the same patient ID Re-attending within 3 months - Children	60	1,029	5.8%	11.5%	11.3%	11.8%
% of FP17s for the same patient ID Re-attending within 3 months - Adults	570	2,789	20.4%	14.8%	15.3%	15.6%
% of FP17s for the same patient ID Re-attending between 3 & 9 months - Children	502	1,029	48.8%	58.3%	61.1%	58.8%
% of FP17s for the same patient ID Re-attending between 3 & 9 months - Adults	1,095	2,789	39.3%	49.3%	52.4%	51.0%
% of FP17s for Band 1 Urgent Courses	464	3,618	12.8%	9.7%	9.5%	9.0%
% of FP17s Relating to Free Repair or Replacements	23	3,618	0.6%	0.7%	0.7%	0.8%
% of FP17s Relating to Continuations	13	3,618	0.4%	0.6%	0.8%	0.9%
% of Patients satisfied with the dentistry they have received	2	3	N/A	94.1%	93.1%	93.2%
% of Patients satisfied with the time they had to wait for an appointment	1	3	N/A	87.3%	87.8%	88.3%

* This is based on patients treated on this contract for their most recent course of treatment. Figures in italics indicate the base number of FP17s or Patient Questionnaire responses are less than 100. N/A is shown where the base number of responses is less than 10 during the period. % is calculated as Quantity/Base number*100

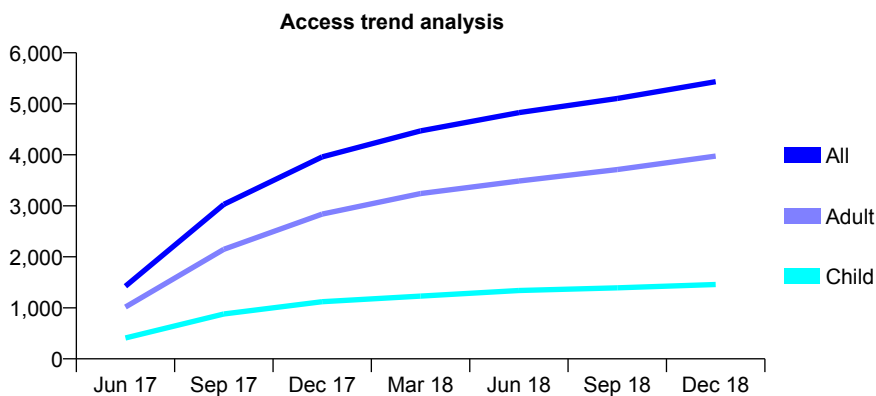
Q69 - Vital Signs At a Glance Contract Report for 100333/0000 - December 2018

Name or company name	Dentalcare Limited
Contract type name	GDS Contract
Purpose of contract	General
Contract start date	01/04/2017
Contract end date	

18/19 Contracted general activity (UDA)	15,195
Carry forward general activity (UDA)	0
18/19 Contracted orthodontic activity (UOA)	0
Carry forward orthodontic activity (UOA)	0
Baseline contract value	£351,363.28

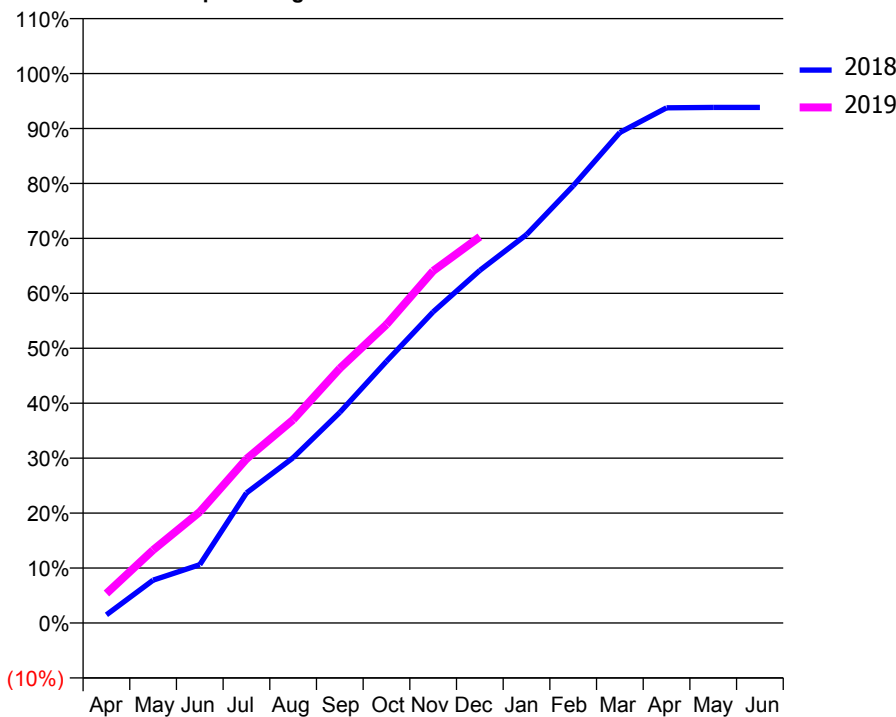
ACCESS*

Patients seen in 24 months	Total	Change since previous quarter
Quarter ending December 2017	3,959	
Quarter ending March 2018	4,470	↑
Quarter ending June 2018	4,827	↑
Quarter ending September 2018	5,104	↑
Quarter ending December 2018	5,433	↑
Variance since December 2017	37.2%	↑



ACTIVITY

Cumulative percentage of contracted UDA delivered 2018 & 2019



Month	Adjusted Scheduled Activity (UDA)	
	2018	2019
April	216	818
May	1,130	2,017
June	1,538	3,072
July	3,428	4,538
August	4,355	5,621
September	5,549	7,040
October	6,894	8,255
November	8,198	9,737
December	9,287	10,681
January	10,230	
February	11,517	
March	12,920	
April	13,570	
May	13,579	
June	13,580	

QUALITY

	Quantity	Base Number	Contract	AT	Region	England
% of FP17s for the same patient ID Re-attending within 3 months - Children	91	1,722	5.3%	11.5%	11.3%	11.8%
% of FP17s for the same patient ID Re-attending within 3 months - Adults	646	4,496	14.4%	14.8%	15.3%	15.6%
% of FP17s for the same patient ID Re-attending between 3 & 9 months - Children	1,116	1,722	64.8%	58.3%	61.1%	58.8%
% of FP17s for the same patient ID Re-attending between 3 & 9 months - Adults	2,453	4,496	54.6%	49.3%	52.4%	51.0%
% of FP17s for Band 1 Urgent Courses	495	5,873	8.4%	9.7%	9.5%	9.0%
% of FP17s Relating to Free Repair or Replacements	46	5,873	0.8%	0.7%	0.7%	0.8%
% of FP17s Relating to Continuations	17	5,873	0.3%	0.6%	0.8%	0.9%
% of Patients satisfied with the dentistry they have received	4	5	N/A	94.1%	93.1%	93.2%
% of Patients satisfied with the time they had to wait for an appointment	4	5	N/A	87.3%	87.8%	88.3%

* This is based on patients treated on this contract for their most recent course of treatment. Figures in italics indicate the base number of FP17s or Patient Questionnaire responses are less than 100. N/A is shown where the base number of responses is less than 10 during the period. % is calculated as Quantity/Base number*100

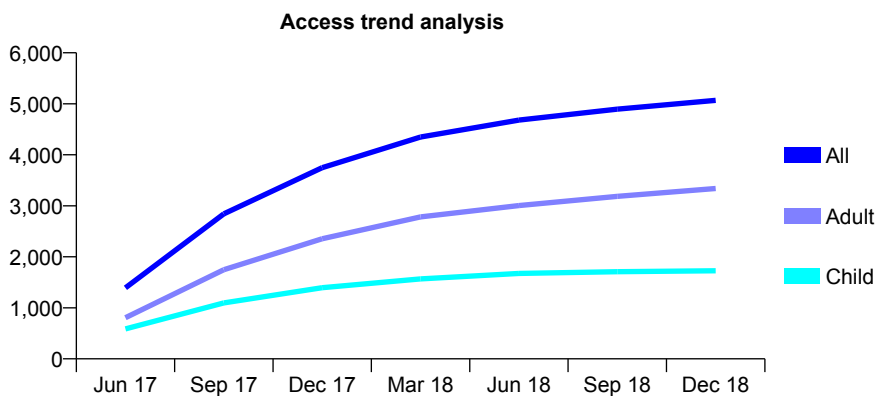
Q69 - Vital Signs At a Glance Contract Report for 100347/0000 - December 2018

Name or company name	PURESMILE EARLEY LTD
Contract type name	GDS Contract
Purpose of contract	General
Contract start date	01/04/2017
Contract end date	

18/19 Contracted general activity (UDA)	15,151
Carry forward general activity (UDA)	0
18/19 Contracted orthodontic activity (UOA)	0
Carry forward orthodontic activity (UOA)	0
Baseline contract value	£344,271.24

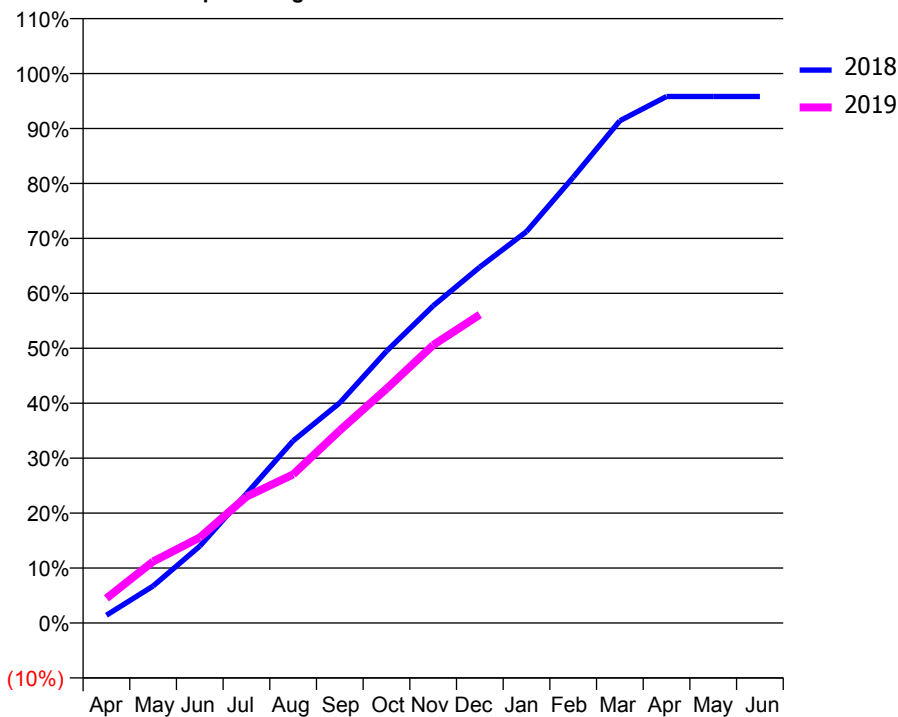
ACCESS*

Patients seen in 24 months	Total	Change since previous quarter
Quarter ending December 2017	3,747	
Quarter ending March 2018	4,350	↑
Quarter ending June 2018	4,681	↑
Quarter ending September 2018	4,895	↑
Quarter ending December 2018	5,068	↑
Variance since December 2017	35.3%	↑



ACTIVITY

Cumulative percentage of contracted UDA delivered 2018 & 2019



Month	Adjusted Scheduled Activity (UDA)	
	2018	2019
April	209	681
May	983	1,696
June	2,047	2,360
July	3,441	3,483
August	4,850	4,098
September	5,862	5,309
October	7,236	6,457
November	8,444	7,664
December	9,475	8,503
January	10,421	
February	11,865	
March	13,369	
April	14,015	
May	14,017	
June	14,016	

QUALITY

	Quantity	Base Number	Contract	AT	Region	England
% of FP17s for the same patient ID Re-attending within 3 months - Children	100	1,782	5.6%	11.5%	11.3%	11.8%
% of FP17s for the same patient ID Re-attending within 3 months - Adults	328	2,945	11.1%	14.8%	15.3%	15.6%
% of FP17s for the same patient ID Re-attending between 3 & 9 months - Children	1,056	1,782	59.3%	58.3%	61.1%	58.8%
% of FP17s for the same patient ID Re-attending between 3 & 9 months - Adults	1,561	2,945	53.0%	49.3%	52.4%	51.0%
% of FP17s for Band 1 Urgent Courses	365	4,435	8.2%	9.7%	9.5%	9.0%
% of FP17s Relating to Free Repair or Replacements	60	4,435	1.4%	0.7%	0.7%	0.8%
% of FP17s Relating to Continuations	14	4,435	0.3%	0.6%	0.8%	0.9%
% of Patients satisfied with the dentistry they have received	6	6	N/A	94.1%	93.1%	93.2%
% of Patients satisfied with the time they had to wait for an appointment	5	6	N/A	87.3%	87.8%	88.3%

* This is based on patients treated on this contract for their most recent course of treatment. Figures in italics indicate the base number of FP17s or Patient Questionnaire responses are less than 100. N/A is shown where the base number of responses is less than 10 during the period. % is calculated as Quantity/Base number*100

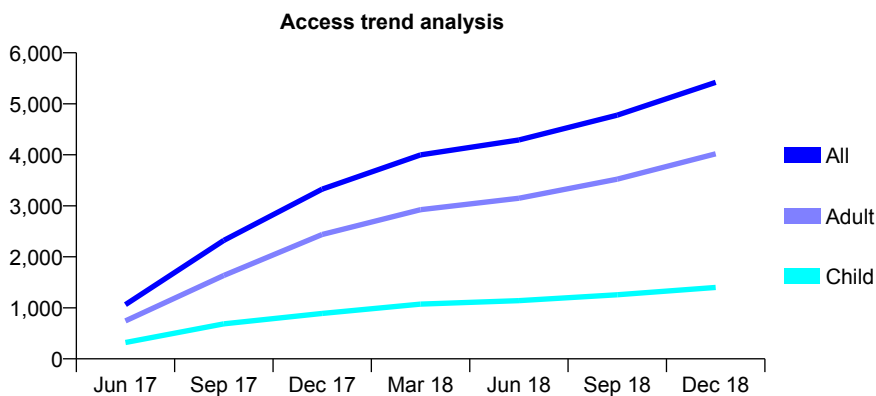
Q69 - Vital Signs At a Glance Contract Report for 100374/0000 - December 2018

Name or company name	MR AF RAI
Contract type name	GDS Contract
Purpose of contract	General
Contract start date	01/04/2017
Contract end date	

18/19 Contracted general activity (UDA)	15,000
Carry forward general activity (UDA)	0
18/19 Contracted orthodontic activity (UOA)	0
Carry forward orthodontic activity (UOA)	0
Baseline contract value	£323,017.17

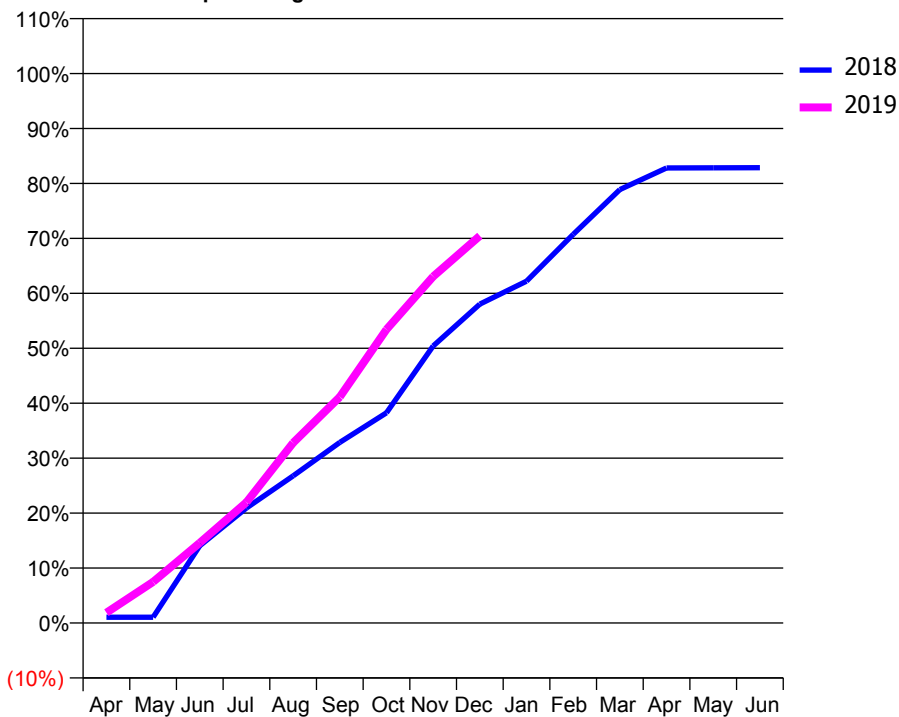
ACCESS*

Patients seen in 24 months	Total	Change since previous quarter
Quarter ending December 2017	3,327	
Quarter ending March 2018	3,999	↑
Quarter ending June 2018	4,291	↑
Quarter ending September 2018	4,778	↑
Quarter ending December 2018	5,421	↑
Variance since December 2017	62.9%	↑



ACTIVITY

Cumulative percentage of contracted UDA delivered 2018 & 2019



Month	Adjusted Scheduled Activity (UDA)	
	2018	2019
April	163	283
May	163	1,123
June	2,174	2,189
July	3,238	3,297
August	4,143	4,919
September	5,084	6,172
October	5,918	8,012
November	7,798	9,460
December	8,978	10,570
January	9,623	
February	10,944	
March	12,203	
April	12,813	
May	12,817	
June	12,820	

QUALITY

	Quantity	Base Number	Contract	AT	Region	England
% of FP17s for the same patient ID Re-attending within 3 months - Children	123	1,359	9.1%	11.5%	11.3%	11.8%
% of FP17s for the same patient ID Re-attending within 3 months - Adults	642	3,701	17.3%	14.8%	15.3%	15.6%
% of FP17s for the same patient ID Re-attending between 3 & 9 months - Children	586	1,359	43.1%	58.3%	61.1%	58.8%
% of FP17s for the same patient ID Re-attending between 3 & 9 months - Adults	1,409	3,701	38.1%	49.3%	52.4%	51.0%
% of FP17s for Band 1 Urgent Courses	699	4,791	14.6%	9.7%	9.5%	9.0%
% of FP17s Relating to Free Repair or Replacements	19	4,791	0.4%	0.7%	0.7%	0.8%
% of FP17s Relating to Continuations	93	4,791	1.9%	0.6%	0.8%	0.9%
% of Patients satisfied with the dentistry they have received	3	3	N/A	94.1%	93.1%	93.2%
% of Patients satisfied with the time they had to wait for an appointment	3	3	N/A	87.3%	87.8%	88.3%

* This is based on patients treated on this contract for their most recent course of treatment. Figures in italics indicate the base number of FP17s or Patient Questionnaire responses are less than 100. N/A is shown where the base number of responses is less than 10 during the period. % is calculated as Quantity/Base number*100

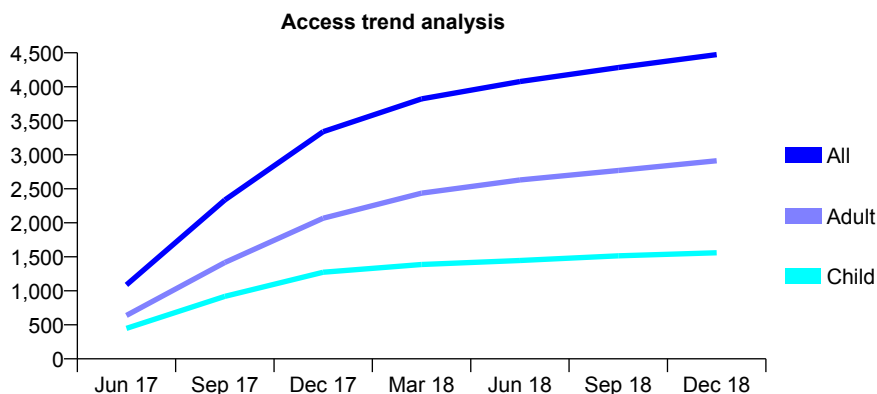
Q69 - Vital Signs At a Glance Contract Report for 100394/0000 - December 2018

Name or company name	Puresmile Marlow
Contract type name	GDS Contract
Purpose of contract	General
Contract start date	01/04/2017
Contract end date	

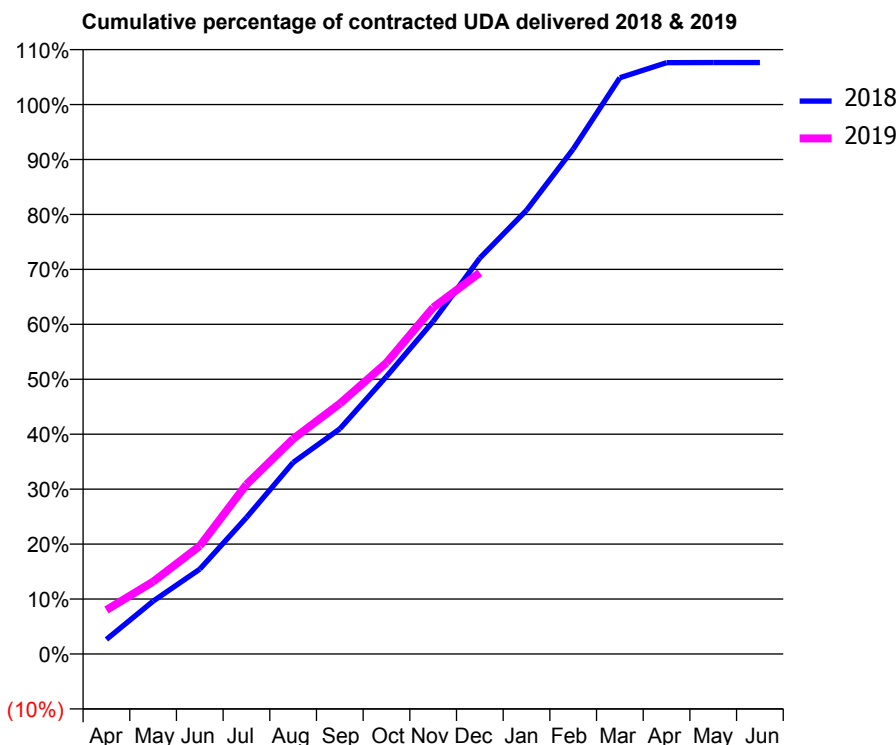
18/19 Contracted general activity (UDA)	13,080
Carry forward general activity (UDA)	-240
18/19 Contracted orthodontic activity (UOA)	0
Carry forward orthodontic activity (UOA)	0
Baseline contract value	£281,824.55

ACCESS*

Patients seen in 24 months	Total	Change since previous quarter
Quarter ending December 2017	3,341	
Quarter ending March 2018	3,823	↑
Quarter ending June 2018	4,077	↑
Quarter ending September 2018	4,284	↑
Quarter ending December 2018	4,473	↑
Variance since December 2017	33.9%	↑



ACTIVITY



Adjusted Scheduled Activity (UDA)		
Month	2018	2019
April	319	1,049
May	1,155	1,722
June	1,855	2,571
July	2,979	4,036
August	4,182	5,121
September	4,918	5,961
October	6,062	6,935
November	7,265	8,248
December	8,647	9,075
January	9,689	
February	11,027	
March	12,583	
April	12,915	
May	12,917	
June	12,917	

QUALITY

	Quantity	Base Number	Contract	AT	Region	England
% of FP17s for the same patient ID Re-attending within 3 months - Children	116	1,735	6.7%	11.5%	11.3%	11.8%
% of FP17s for the same patient ID Re-attending within 3 months - Adults	426	2,697	15.8%	14.8%	15.3%	15.6%
% of FP17s for the same patient ID Re-attending between 3 & 9 months - Children	1,082	1,735	62.4%	58.3%	61.1%	58.8%
% of FP17s for the same patient ID Re-attending between 3 & 9 months - Adults	1,328	2,697	49.2%	49.3%	52.4%	51.0%
% of FP17s for Band 1 Urgent Courses	388	4,290	9.0%	9.7%	9.5%	9.0%
% of FP17s Relating to Free Repair or Replacements	67	4,290	1.6%	0.7%	0.7%	0.8%
% of FP17s Relating to Continuations	21	4,290	0.5%	0.6%	0.8%	0.9%
% of Patients satisfied with the dentistry they have received	5	5	N/A	94.1%	93.1%	93.2%
% of Patients satisfied with the time they had to wait for an appointment	4	5	N/A	87.3%	87.8%	88.3%

* This is based on patients treated on this contract for their most recent course of treatment. Figures in italics indicate the base number of FP17s or Patient Questionnaire responses are less than 100. N/A is shown where the base number of responses is less than 10 during the period. % is calculated as Quantity/Base number*100

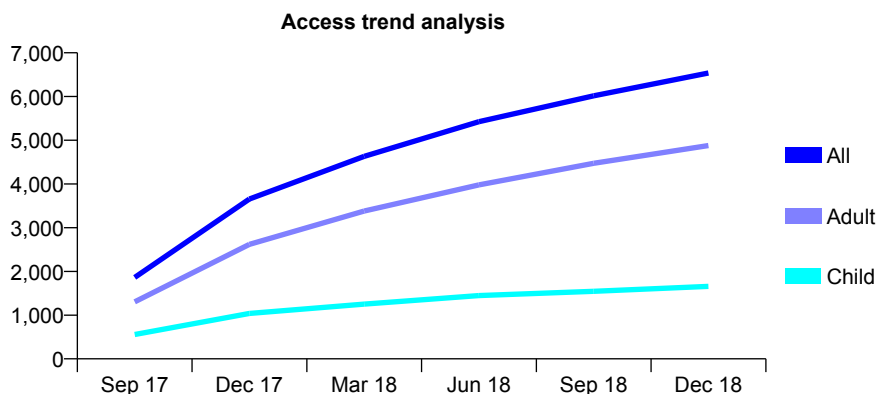
Q69 - Vital Signs At a Glance Contract Report for 100472/0000 - December 2018

Name or company name	Rodericks Dental Limited
Contract type name	GDS Contract
Purpose of contract	General
Contract start date	01/07/2017
Contract end date	

18/19 Contracted general activity (UDA)	18,000
Carry forward general activity (UDA)	104
18/19 Contracted orthodontic activity (UOA)	0
Carry forward orthodontic activity (UOA)	0
Baseline contract value	£471,286.80

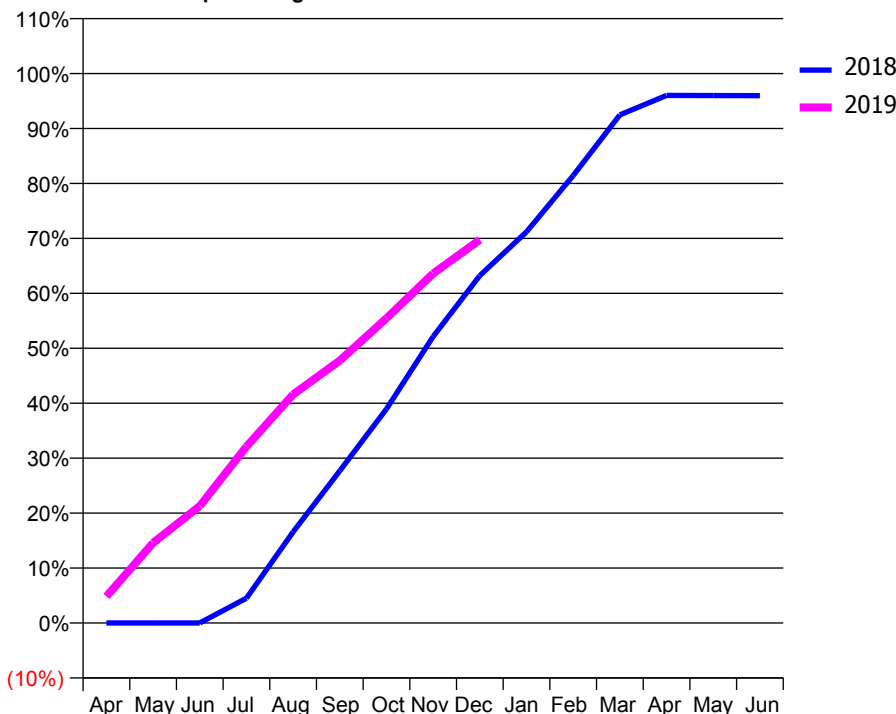
ACCESS*

Patients seen in 24 months	Total	Change since previous quarter
Quarter ending December 2017	3,656	
Quarter ending March 2018	4,633	↑
Quarter ending June 2018	5,426	↑
Quarter ending September 2018	6,017	↑
Quarter ending December 2018	6,538	↑
Variance since December 2017	78.8%	↑



ACTIVITY

Cumulative percentage of contracted UDA delivered 2018 & 2019



Adjusted Scheduled Activity (UDA)

Month	2018	2019
April	0	871
May	0	2,626
June	0	3,833
July	612	5,782
August	2,247	7,489
September	3,753	8,598
October	5,278	9,985
November	7,062	11,449
December	8,563	12,558
January	9,641	
February	11,030	
March	12,525	
April	13,003	
May	12,999	
June	12,996	

QUALITY

	Quantity	Base Number	Contract	AT	Region	England
% of FP17s for the same patient ID Re-attending within 3 months - Children	119	1,722	6.9%	11.5%	11.3%	11.8%
% of FP17s for the same patient ID Re-attending within 3 months - Adults	581	4,629	12.6%	14.8%	15.3%	15.6%
% of FP17s for the same patient ID Re-attending between 3 & 9 months - Children	876	1,722	50.9%	58.3%	61.1%	58.8%
% of FP17s for the same patient ID Re-attending between 3 & 9 months - Adults	1,903	4,629	41.1%	49.3%	52.4%	51.0%
% of FP17s for Band 1 Urgent Courses	451	5,980	7.5%	9.7%	9.5%	9.0%
% of FP17s Relating to Free Repair or Replacements	36	5,980	0.6%	0.7%	0.7%	0.8%
% of FP17s Relating to Continuations	43	5,980	0.7%	0.6%	0.8%	0.9%
% of Patients satisfied with the dentistry they have received	0	0	N/A	94.1%	93.1%	93.2%
% of Patients satisfied with the time they had to wait for an appointment	0	0	N/A	87.3%	87.8%	88.3%

* This is based on patients treated on this contract for their most recent course of treatment. Figures in italics indicate the base number of FP17s or Patient Questionnaire responses are less than 100. N/A is shown where the base number of responses is less than 10 during the period. % is calculated as Quantity/Base number*100

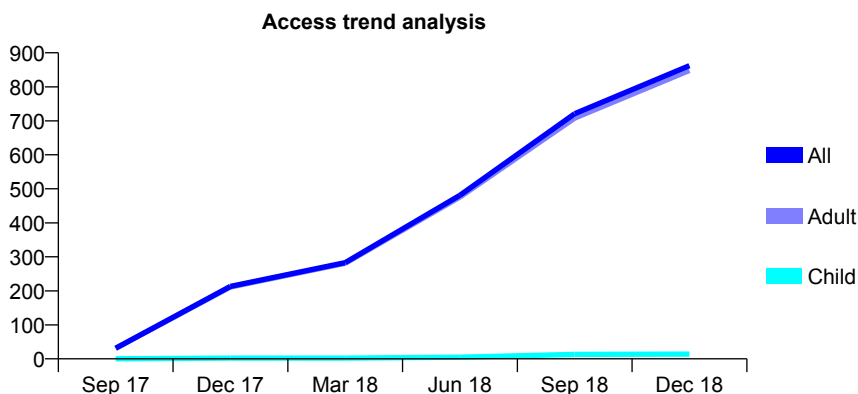
Q69 - Vital Signs At a Glance Contract Report for 100474/0000 - December 2018

Name or company name	Oxfordshire Priority Dental Service
Contract type name	PDS Contract
Purpose of contract	General
Contract start date	01/07/2017
Contract end date	31/03/2019

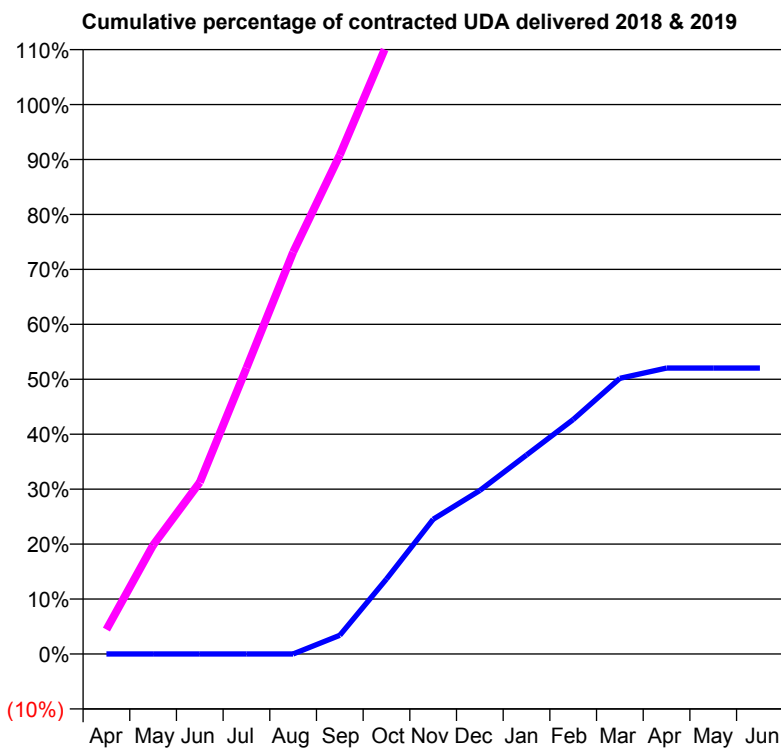
18/19 Contracted general activity (UDA)	2,000
Carry forward general activity (UDA)	0
18/19 Contracted orthodontic activity (UOA)	0
Carry forward orthodontic activity (UOA)	0
Baseline contract value	£0.00

ACCESS*

Patients seen in 24 months	Total	Change since previous quarter
Quarter ending December 2017	213	
Quarter ending March 2018	283	↑
Quarter ending June 2018	481	↑
Quarter ending September 2018	721	↑
Quarter ending December 2018	862	↑
Variance since December 2017	304.7%	↑



ACTIVITY



Month	Adjusted Scheduled Activity (UDA)	
	2018	2019
April	0	89
May	0	396
June	0	625
July	0	1,041
August	0	1,463
September	68	1,816
October	273	2,216
November	490	2,470
December	595	2,837
January	724	
February	853	
March	1,003	
April	1,041	
May	1,041	
June	1,041	

QUALITY

	Quantity	Base Number	Contract	AT	Region	England
% of FP17s for the same patient ID Re-attending within 3 months - Children	0	17	0.0%	11.5%	11.3%	11.8%
% of FP17s for the same patient ID Re-attending within 3 months - Adults	8	1,063	0.8%	14.8%	15.3%	15.6%
% of FP17s for the same patient ID Re-attending between 3 & 9 months - Children	0	17	0.0%	58.3%	61.1%	58.8%
% of FP17s for the same patient ID Re-attending between 3 & 9 months - Adults	2	1,063	0.2%	49.3%	52.4%	51.0%
% of FP17s for Band 1 Urgent Courses	35	1,057	3.3%	9.7%	9.5%	9.0%
% of FP17s Relating to Free Repair or Replacements	0	1,057	0.0%	0.7%	0.7%	0.8%
% of FP17s Relating to Continuations	2	1,057	0.2%	0.6%	0.8%	0.9%
% of Patients satisfied with the dentistry they have received	0	0	N/A	94.1%	93.1%	93.2%
% of Patients satisfied with the time they had to wait for an appointment	0	0	N/A	87.3%	87.8%	88.3%

* This is based on patients treated on this contract for their most recent course of treatment. Figures in italics indicate the base number of FP17s or Patient Questionnaire responses are less than 100. N/A is shown where the base number of responses is less than 10 during the period. % is calculated as Quantity/Base number*100

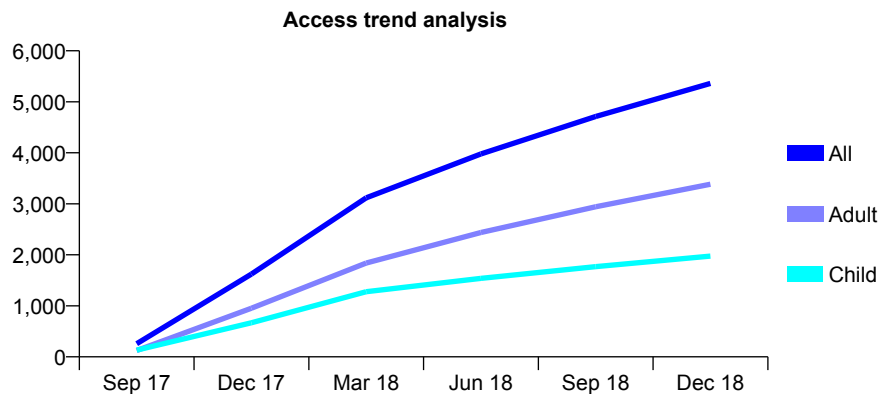
Q69 - Vital Signs At a Glance Contract Report for 100506/0000 - December 2018

Name or company name	Rodericks Dental Limited
Contract type name	GDS Contract
Purpose of contract	General
Contract start date	01/07/2017
Contract end date	

18/19 Contracted general activity (UDA)	15,000
Carry forward general activity (UDA)	0
18/19 Contracted orthodontic activity (UOA)	0
Carry forward orthodontic activity (UOA)	0
Baseline contract value	£400,609.92

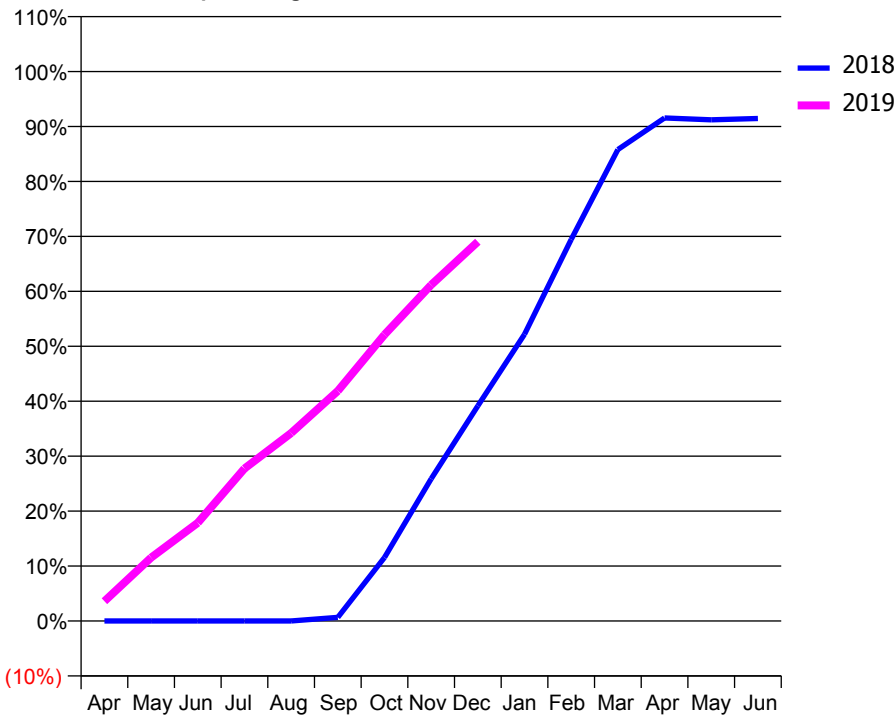
ACCESS*

Patients seen in 24 months	Total	Change since previous quarter
Quarter ending December 2017	1,623	
Quarter ending March 2018	3,117	↑
Quarter ending June 2018	3,977	↑
Quarter ending September 2018	4,712	↑
Quarter ending December 2018	5,360	↑
Variance since December 2017	230.3%	↑



ACTIVITY

Cumulative percentage of contracted UDA delivered 2018 & 2019



Month	Adjusted Scheduled Activity (UDA)	
	2018	2019
April	0	542
May	0	1,731
June	0	2,682
July	0	4,162
August	0	5,130
September	59	6,282
October	1,012	7,817
November	2,264	9,176
December	3,425	10,355
January	4,567	
February	6,076	
March	7,506	
April	8,010	
May	7,982	
June	8,002	

QUALITY

	Quantity	Base Number	Contract	AT	Region	England
% of FP17s for the same patient ID Re-attending within 3 months - Children	298	2,485	12.0%	11.5%	11.3%	11.8%
% of FP17s for the same patient ID Re-attending within 3 months - Adults	445	3,350	13.3%	14.8%	15.3%	15.6%
% of FP17s for the same patient ID Re-attending between 3 & 9 months - Children	1,219	2,485	49.1%	58.3%	61.1%	58.8%
% of FP17s for the same patient ID Re-attending between 3 & 9 months - Adults	891	3,350	26.6%	49.3%	52.4%	51.0%
% of FP17s for Band 1 Urgent Courses	381	5,572	6.8%	9.7%	9.5%	9.0%
% of FP17s Relating to Free Repair or Replacements	29	5,572	0.5%	0.7%	0.7%	0.8%
% of FP17s Relating to Continuations	11	5,572	0.2%	0.6%	0.8%	0.9%
% of Patients satisfied with the dentistry they have received	0	0	N/A	94.1%	93.1%	93.2%
% of Patients satisfied with the time they had to wait for an appointment	0	0	N/A	87.3%	87.8%	88.3%

* This is based on patients treated on this contract for their most recent course of treatment. Figures in italics indicate the base number of FP17s or Patient Questionnaire responses are less than 100. N/A is shown where the base number of responses is less than 10 during the period. % is calculated as Quantity/Base number*100

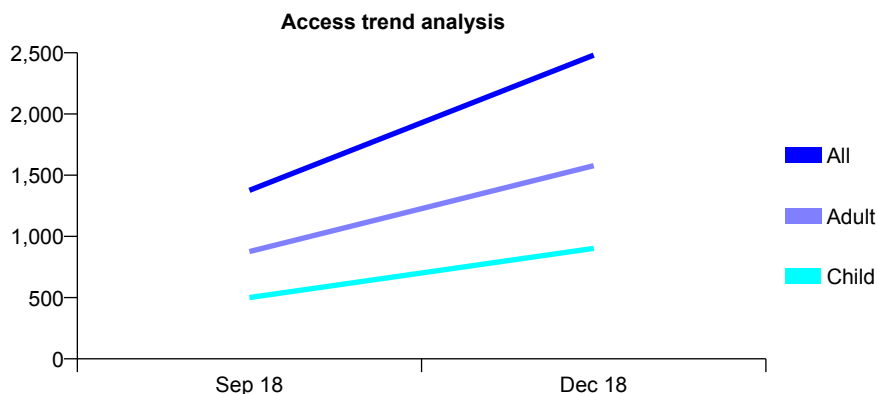
Q69 - Vital Signs At a Glance Contract Report for 100508/0000 - December 2018

Name or company name	Aspire Dental Care Limited
Contract type name	GDS Contract
Purpose of contract	General
Contract start date	01/09/2017
Contract end date	

18/19 Contracted general activity (UDA)	12,000
Carry forward general activity (UDA)	0
18/19 Contracted orthodontic activity (UOA)	0
Carry forward orthodontic activity (UOA)	0
Baseline contract value	£310,042.66

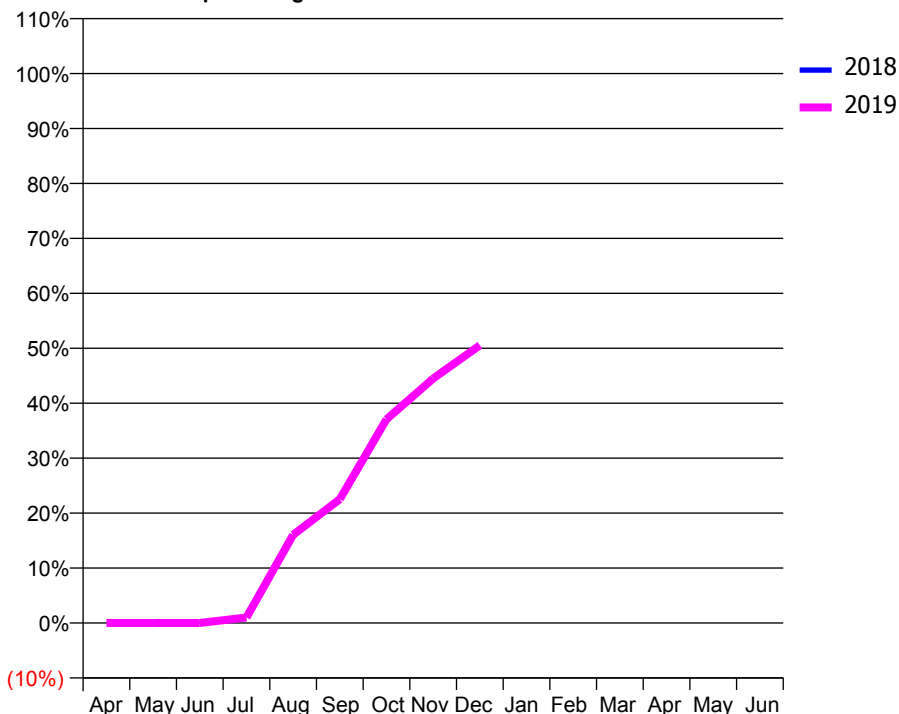
ACCESS*

Patients seen in 24 months	Total	Change since previous quarter
Quarter ending December 2017	0	
Quarter ending March 2018	0	
Quarter ending June 2018	0	
Quarter ending September 2018	1,376	↑
Quarter ending December 2018	2,481	↑
Variance since December 2017	N/A	



ACTIVITY

Cumulative percentage of contracted UDA delivered 2018 & 2019



Month	Adjusted Scheduled Activity (UDA)	
	2018	2019
April	0	0
May	0	0
June	0	0
July	0	121
August	0	1,925
September	0	2,704
October	0	4,448
November	0	5,341
December	0	6,065
January	0	
February	0	
March	0	
April	0	
May	0	
June	0	

QUALITY

	Quantity	Base Number	Contract	AT	Region	England
% of FP17s for the same patient ID Re-attending within 3 months - Children	83	1,195	6.9%	11.5%	11.3%	11.8%
% of FP17s for the same patient ID Re-attending within 3 months - Adults	328	2,253	14.6%	14.8%	15.3%	15.6%
% of FP17s for the same patient ID Re-attending between 3 & 9 months - Children	139	1,195	11.6%	58.3%	61.1%	58.8%
% of FP17s for the same patient ID Re-attending between 3 & 9 months - Adults	189	2,253	8.4%	49.3%	52.4%	51.0%
% of FP17s for Band 1 Urgent Courses	513	3,448	14.9%	9.7%	9.5%	9.0%
% of FP17s Relating to Free Repair or Replacements	13	3,448	0.4%	0.7%	0.7%	0.8%
% of FP17s Relating to Continuations	21	3,448	0.6%	0.6%	0.8%	0.9%
% of Patients satisfied with the dentistry they have received	0	0	N/A	94.1%	93.1%	93.2%
% of Patients satisfied with the time they had to wait for an appointment	0	0	N/A	87.3%	87.8%	88.3%

* This is based on patients treated on this contract for their most recent course of treatment. Figures in italics indicate the base number of FP17s or Patient Questionnaire responses are less than 100. N/A is shown where the base number of responses is less than 10 during the period. % is calculated as Quantity/Base number*100

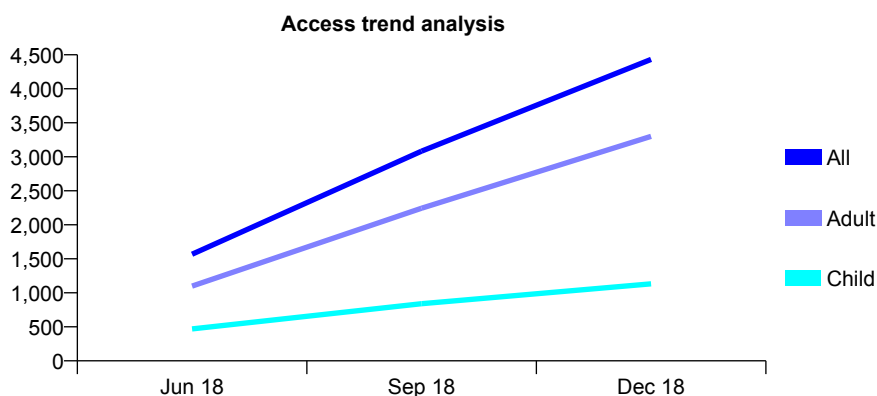
Q69 - Vital Signs At a Glance Contract Report for 100649/0000 - December 2018

Name or company name	Rodericks Dental Limited
Contract type name	GDS Contract
Purpose of contract	General
Contract start date	01/04/2018
Contract end date	

18/19 Contracted general activity (UDA)	20,015
Carry forward general activity (UDA)	0
18/19 Contracted orthodontic activity (UOA)	0
Carry forward orthodontic activity (UOA)	0
Baseline contract value	£517,532.34

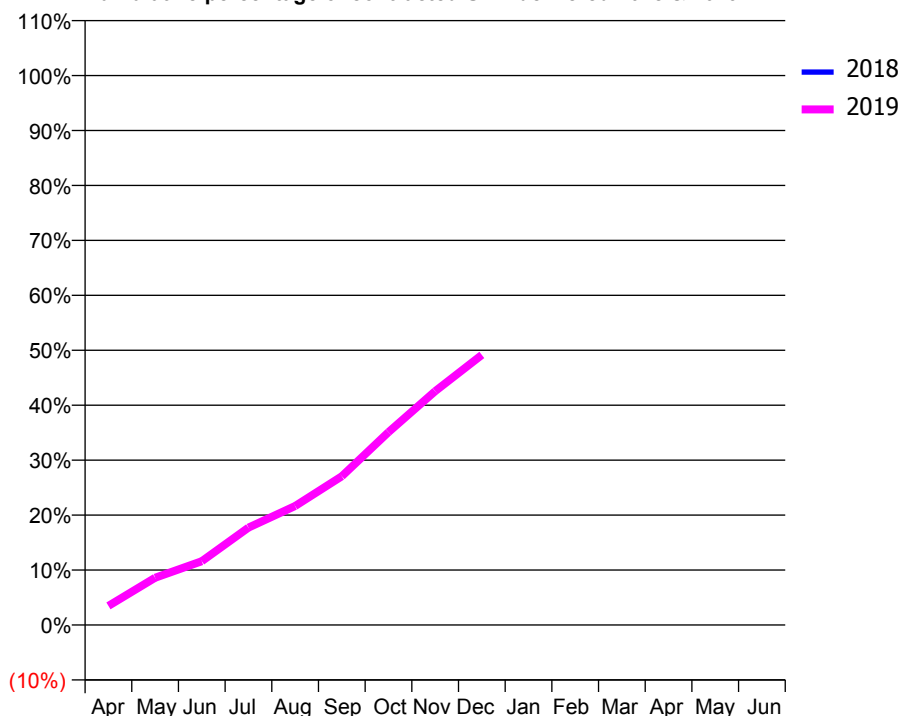
ACCESS*

Patients seen in 24 months	Total	Change since previous quarter
Quarter ending December 2017	0	
Quarter ending March 2018	0	
Quarter ending June 2018	1,568	↑
Quarter ending September 2018	3,084	↑
Quarter ending December 2018	4,433	↑
Variance since December 2017	N/A	



ACTIVITY

Cumulative percentage of contracted UDA delivered 2018 & 2019



Month	Adjusted Scheduled Activity (UDA)	
	2018	2019
April	0	698
May	0	1,721
June	0	2,324
July	0	3,549
August	0	4,335
September	0	5,419
October	0	7,027
November	0	8,514
December	0	9,836
January	0	
February	0	
March	0	
April	0	
May	0	
June	0	

QUALITY

	Quantity	Base Number	Contract	AT	Region	England
% of FP17s for the same patient ID Re-attending within 3 months - Children	42	1,449	2.9%	11.5%	11.3%	11.8%
% of FP17s for the same patient ID Re-attending within 3 months - Adults	260	4,143	6.3%	14.8%	15.3%	15.6%
% of FP17s for the same patient ID Re-attending between 3 & 9 months - Children	195	1,449	13.5%	58.3%	61.1%	58.8%
% of FP17s for the same patient ID Re-attending between 3 & 9 months - Adults	461	4,143	11.1%	49.3%	52.4%	51.0%
% of FP17s for Band 1 Urgent Courses	422	5,592	7.5%	9.7%	9.5%	9.0%
% of FP17s Relating to Free Repair or Replacements	8	5,592	0.1%	0.7%	0.7%	0.8%
% of FP17s Relating to Continuations	1	5,592	0.0%	0.6%	0.8%	0.9%
% of Patients satisfied with the dentistry they have received	3	4	N/A	94.1%	93.1%	93.2%
% of Patients satisfied with the time they had to wait for an appointment	2	4	N/A	87.3%	87.8%	88.3%

* This is based on patients treated on this contract for their most recent course of treatment. Figures in italics indicate the base number of FP17s or Patient Questionnaire responses are less than 100. N/A is shown where the base number of responses is less than 10 during the period. % is calculated as Quantity/Base number*100

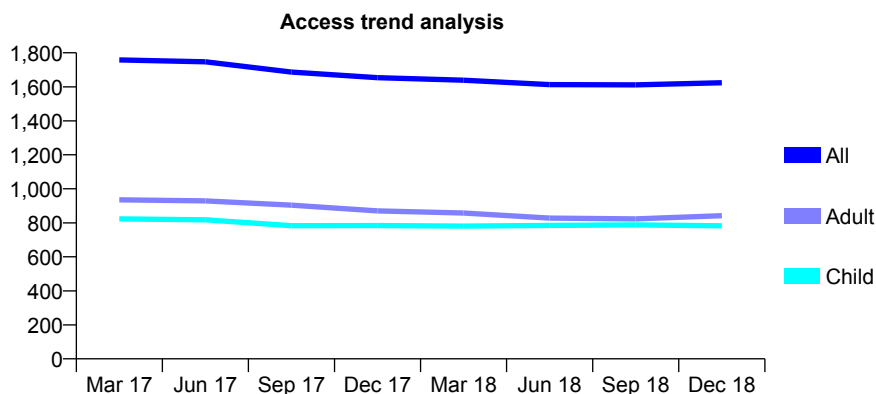
Q69 - Vital Signs At a Glance Contract Report for 101281/0060 - December 2018

Name or company name	OASIS DENTAL CARE LTD
Contract type name	GDS Contract
Purpose of contract	General
Contract start date	01/04/2006
Contract end date	

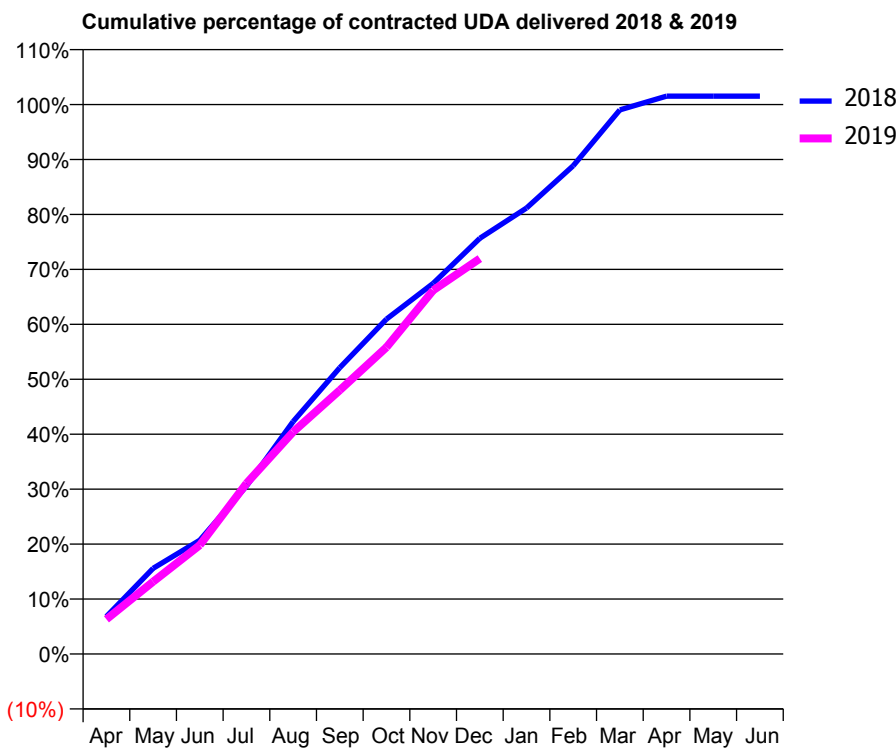
18/19 Contracted general activity (UDA)	3,680
Carry forward general activity (UDA)	-56
18/19 Contracted orthodontic activity (UOA)	0
Carry forward orthodontic activity (UOA)	0
Baseline contract value	£85,375.01

ACCESS*

Patients seen in 24 months	Total	Change since previous quarter
Quarter ending December 2017	1,654	
Quarter ending March 2018	1,639	→
Quarter ending June 2018	1,613	↓
Quarter ending September 2018	1,611	→
Quarter ending December 2018	1,624	→
Variance since December 2017	(1.8%)	↓



ACTIVITY



Adjusted Scheduled Activity (UDA)		
Month	2018	2019
April	252	233
May	574	484
June	762	730
July	1,124	1,143
August	1,557	1,487
September	1,918	1,767
October	2,243	2,054
November	2,482	2,435
December	2,784	2,648
January	2,986	
February	3,270	
March	3,644	
April	3,736	
May	3,736	
June	3,736	

QUALITY

	Quantity	Base Number	Contract	AT	Region	England
% of FP17s for the same patient ID Re-attending within 3 months - Children	68	912	7.5%	11.5%	11.3%	11.8%
% of FP17s for the same patient ID Re-attending within 3 months - Adults	90	784	11.5%	14.8%	15.3%	15.6%
% of FP17s for the same patient ID Re-attending between 3 & 9 months - Children	580	912	63.6%	58.3%	61.1%	58.8%
% of FP17s for the same patient ID Re-attending between 3 & 9 months - Adults	415	784	52.9%	49.3%	52.4%	51.0%
% of FP17s for Band 1 Urgent Courses	121	1,648	7.3%	9.7%	9.5%	9.0%
% of FP17s Relating to Free Repair or Replacements	1	1,648	0.1%	0.7%	0.7%	0.8%
% of FP17s Relating to Continuations	20	1,648	1.2%	0.6%	0.8%	0.9%
% of Patients satisfied with the dentistry they have received	0	0	N/A	94.1%	93.1%	93.2%
% of Patients satisfied with the time they had to wait for an appointment	0	0	N/A	87.3%	87.8%	88.3%

* This is based on patients treated on this contract for their most recent course of treatment. Figures in italics indicate the base number of FP17s or Patient Questionnaire responses are less than 100. N/A is shown where the base number of responses is less than 10 during the period. % is calculated as Quantity/Base number*100

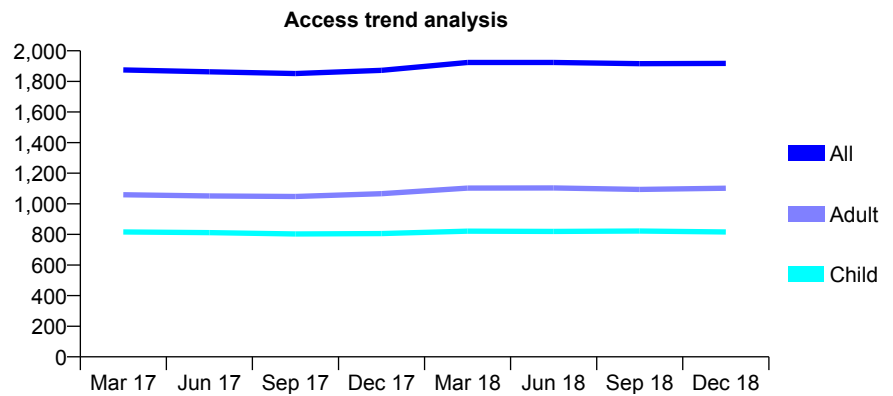
Q69 - Vital Signs At a Glance Contract Report for 101281/0061 - December 2018

Name or company name	OASIS DENTAL CARE LTD
Contract type name	GDS Contract
Purpose of contract	General
Contract start date	01/04/2006
Contract end date	

18/19 Contracted general activity (UDA)	4,153
Carry forward general activity (UDA)	0
18/19 Contracted orthodontic activity (UOA)	0
Carry forward orthodontic activity (UOA)	0
Baseline contract value	£91,123.18

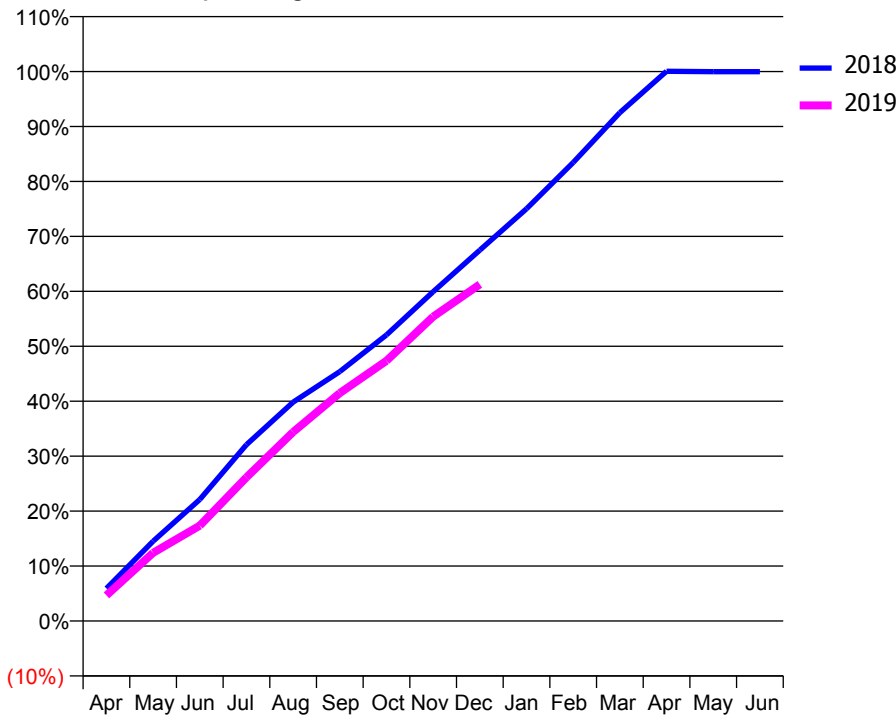
ACCESS*

Patients seen in 24 months	Total	Change since previous quarter
Quarter ending December 2017	1,872	
Quarter ending March 2018	1,924	↑
Quarter ending June 2018	1,924	→
Quarter ending September 2018	1,916	→
Quarter ending December 2018	1,918	→
Variance since December 2017	2.5%	↑



ACTIVITY

Cumulative percentage of contracted UDA delivered 2018 & 2019



Month	Adjusted Scheduled Activity (UDA)	
	2018	2019
April	246	194
May	603	515
June	919	721
July	1,333	1,086
August	1,655	1,429
September	1,885	1,723
October	2,163	1,967
November	2,489	2,300
December	2,803	2,544
January	3,115	
February	3,466	
March	3,842	
April	4,155	
May	4,152	
June	4,152	

QUALITY

	Quantity	Base Number	Contract	AT	Region	England
% of FP17s for the same patient ID Re-attending within 3 months - Children	49	873	5.6%	11.5%	11.3%	11.8%
% of FP17s for the same patient ID Re-attending within 3 months - Adults	106	934	11.3%	14.8%	15.3%	15.6%
% of FP17s for the same patient ID Re-attending between 3 & 9 months - Children	466	873	53.4%	58.3%	61.1%	58.8%
% of FP17s for the same patient ID Re-attending between 3 & 9 months - Adults	402	934	43.0%	49.3%	52.4%	51.0%
% of FP17s for Band 1 Urgent Courses	121	1,665	7.3%	9.7%	9.5%	9.0%
% of FP17s Relating to Free Repair or Replacements	0	1,665	0.0%	0.7%	0.7%	0.8%
% of FP17s Relating to Continuations	2	1,665	0.1%	0.6%	0.8%	0.9%
% of Patients satisfied with the dentistry they have received	0	0	N/A	94.1%	93.1%	93.2%
% of Patients satisfied with the time they had to wait for an appointment	0	0	N/A	87.3%	87.8%	88.3%

* This is based on patients treated on this contract for their most recent course of treatment. Figures in italics indicate the base number of FP17s or Patient Questionnaire responses are less than 100. N/A is shown where the base number of responses is less than 10 during the period. % is calculated as Quantity/Base number*100

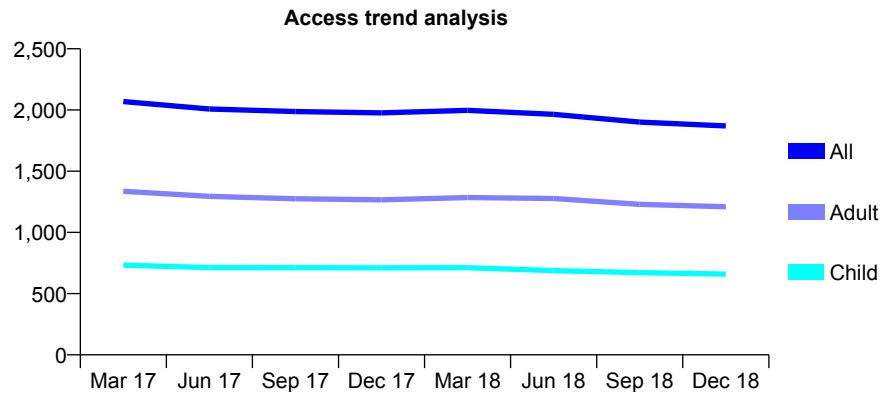
Q69 - Vital Signs At a Glance Contract Report for 101281/0073 - December 2018

Name or company name	OASIS DENTAL CARE LTD
Contract type name	GDS Contract
Purpose of contract	General
Contract start date	01/04/2006
Contract end date	

18/19 Contracted general activity (UDA)	4,800
Carry forward general activity (UDA)	2
18/19 Contracted orthodontic activity (UOA)	0
Carry forward orthodontic activity (UOA)	0
Baseline contract value	£111,442.63

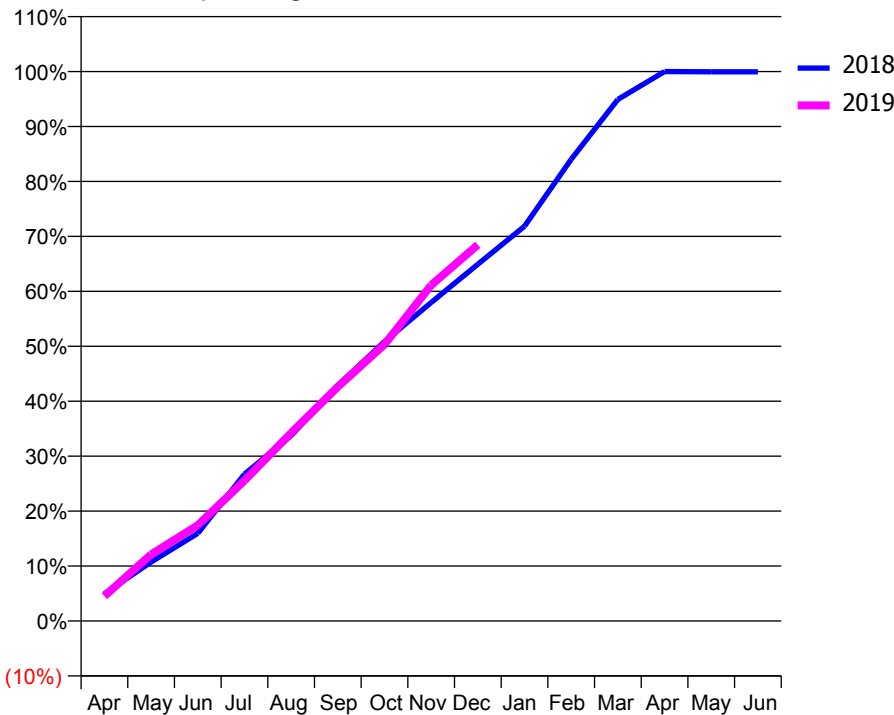
ACCESS*

Patients seen in 24 months	Total	Change since previous quarter
Quarter ending December 2017	1,977	
Quarter ending March 2018	1,997	→
Quarter ending June 2018	1,965	↓
Quarter ending September 2018	1,901	↓
Quarter ending December 2018	1,870	↓
Variance since December 2017	(5.4%)	↓



ACTIVITY

Cumulative percentage of contracted UDA delivered 2018 & 2019



Month	Adjusted Scheduled Activity (UDA)	
	2018	2019
April	238	217
May	516	582
June	766	837
July	1,283	1,227
August	1,620	1,643
September	2,057	2,046
October	2,441	2,415
November	2,783	2,933
December	3,116	3,287
January	3,448	
February	4,033	
March	4,557	
April	4,800	
May	4,798	
June	4,798	

QUALITY

	Quantity	Base Number	Contract	AT	Region	England
% of FP17s for the same patient ID Re-attending within 3 months - Children	50	734	6.8%	11.5%	11.3%	11.8%
% of FP17s for the same patient ID Re-attending within 3 months - Adults	89	1,082	8.2%	14.8%	15.3%	15.6%
% of FP17s for the same patient ID Re-attending between 3 & 9 months - Children	464	734	63.2%	58.3%	61.1%	58.8%
% of FP17s for the same patient ID Re-attending between 3 & 9 months - Adults	620	1,082	57.3%	49.3%	52.4%	51.0%
% of FP17s for Band 1 Urgent Courses	103	1,719	6.0%	9.7%	9.5%	9.0%
% of FP17s Relating to Free Repair or Replacements	19	1,719	1.1%	0.7%	0.7%	0.8%
% of FP17s Relating to Continuations	2	1,719	0.1%	0.6%	0.8%	0.9%
% of Patients satisfied with the dentistry they have received	1	1	N/A	94.1%	93.1%	93.2%
% of Patients satisfied with the time they had to wait for an appointment	1	1	N/A	87.3%	87.8%	88.3%

* This is based on patients treated on this contract for their most recent course of treatment. Figures in italics indicate the base number of FP17s or Patient Questionnaire responses are less than 100. N/A is shown where the base number of responses is less than 10 during the period. % is calculated as Quantity/Base number*100

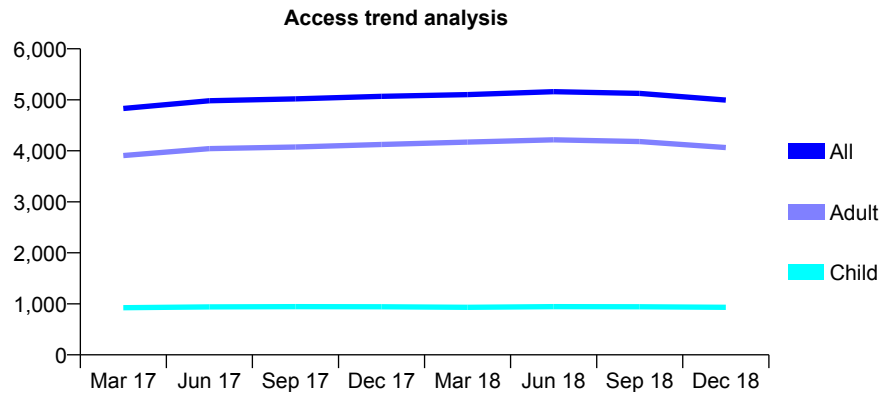
Q69 - Vital Signs At a Glance Contract Report for 101281/0074 - December 2018

Name or company name	OASIS DENTAL CARE LTD
Contract type name	GDS Contract
Purpose of contract	General
Contract start date	01/04/2006
Contract end date	

18/19 Contracted general activity (UDA)	12,288
Carry forward general activity (UDA)	0
18/19 Contracted orthodontic activity (UOA)	0
Carry forward orthodontic activity (UOA)	0
Baseline contract value	£278,292.51

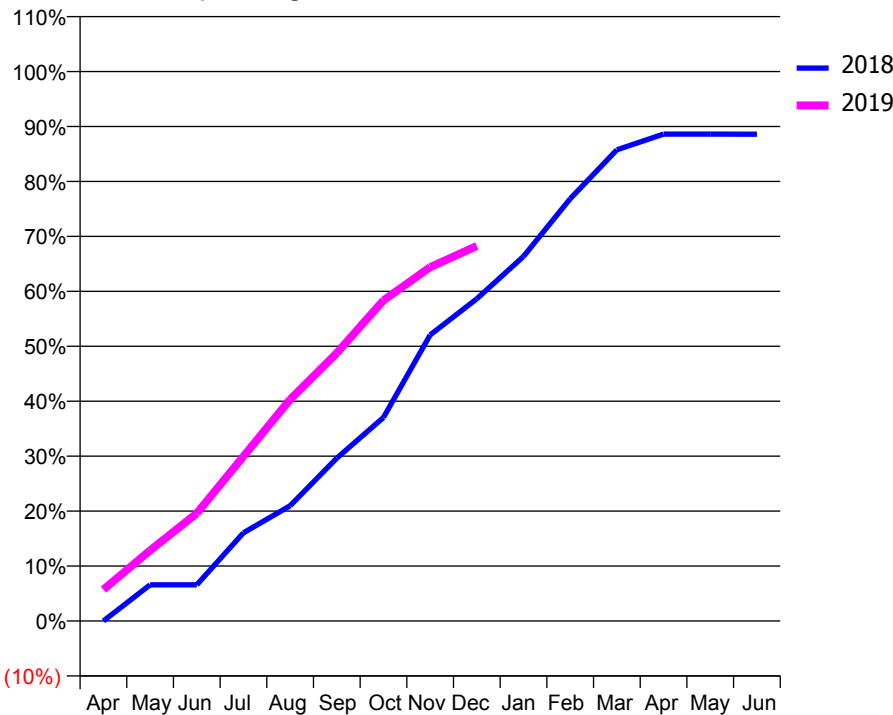
ACCESS*

Patients seen in 24 months	Total	Change since previous quarter
Quarter ending December 2017	5,067	
Quarter ending March 2018	5,102	→
Quarter ending June 2018	5,160	→
Quarter ending September 2018	5,125	→
Quarter ending December 2018	4,996	↓
Variance since December 2017	(1.4%)	↓



ACTIVITY

Cumulative percentage of contracted UDA delivered 2018 & 2019



Month	Adjusted Scheduled Activity (UDA)	
	2018	2019
April	0	703
May	810	1,580
June	810	2,409
July	1,973	3,683
August	2,579	4,955
September	3,641	5,992
October	4,551	7,171
November	6,398	7,913
December	7,205	8,387
January	8,153	
February	9,441	
March	10,536	
April	10,888	
May	10,887	
June	10,886	

QUALITY

	Quantity	Base Number	Contract	AT	Region	England
% of FP17s for the same patient ID Re-attending within 3 months - Children	44	922	4.8%	11.5%	11.3%	11.8%
% of FP17s for the same patient ID Re-attending within 3 months - Adults	366	3,263	11.2%	14.8%	15.3%	15.6%
% of FP17s for the same patient ID Re-attending between 3 & 9 months - Children	451	922	48.9%	58.3%	61.1%	58.8%
% of FP17s for the same patient ID Re-attending between 3 & 9 months - Adults	1,230	3,263	37.7%	49.3%	52.4%	51.0%
% of FP17s for Band 1 Urgent Courses	387	3,996	9.7%	9.7%	9.5%	9.0%
% of FP17s Relating to Free Repair or Replacements	24	3,996	0.6%	0.7%	0.7%	0.8%
% of FP17s Relating to Continuations	8	3,996	0.2%	0.6%	0.8%	0.9%
% of Patients satisfied with the dentistry they have received	3	3	N/A	94.1%	93.1%	93.2%
% of Patients satisfied with the time they had to wait for an appointment	3	3	N/A	87.3%	87.8%	88.3%

* This is based on patients treated on this contract for their most recent course of treatment. Figures in italics indicate the base number of FP17s or Patient Questionnaire responses are less than 100. N/A is shown where the base number of responses is less than 10 during the period. % is calculated as Quantity/Base number*100

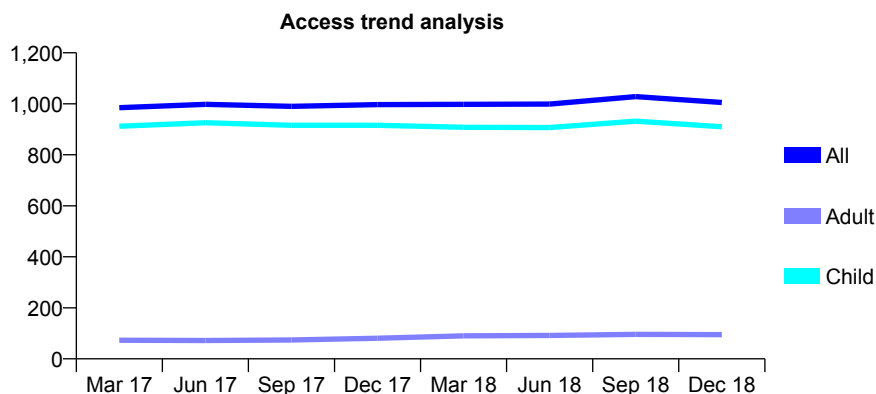
Q69 - Vital Signs At a Glance Contract Report for 101281/0099 - December 2018

Name or company name	OASIS DENTAL CARE LTD
Contract type name	GDS Contract
Purpose of contract	General
Contract start date	01/04/2006
Contract end date	

18/19 Contracted general activity (UDA)	1,883
Carry forward general activity (UDA)	17
18/19 Contracted orthodontic activity (UOA)	0
Carry forward orthodontic activity (UOA)	0
Baseline contract value	£42,050.48

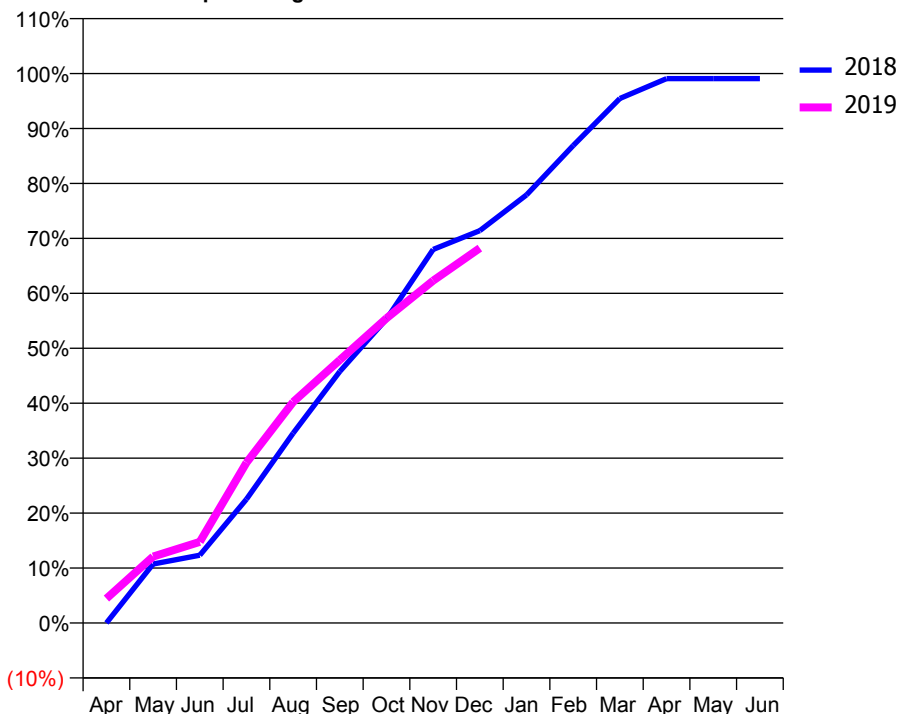
ACCESS*

Patients seen in 24 months	Total	Change since previous quarter
Quarter ending December 2017	997	
Quarter ending March 2018	998	→
Quarter ending June 2018	999	→
Quarter ending September 2018	1,028	↑
Quarter ending December 2018	1,005	↓
Variance since December 2017	0.8%	→



ACTIVITY

Cumulative percentage of contracted UDA delivered 2018 & 2019



Month	Adjusted Scheduled Activity (UDA)	
	2018	2019
April	0	84
May	202	228
June	232	278
July	424	550
August	651	758
September	862	901
October	1,042	1,044
November	1,280	1,173
December	1,344	1,285
January	1,467	
February	1,636	
March	1,797	
April	1,866	
May	1,866	
June	1,866	

QUALITY

	Quantity	Base Number	Contract	AT	Region	England
% of FP17s for the same patient ID Re-attending within 3 months - Children	69	1,001	6.9%	11.5%	11.3%	11.8%
% of FP17s for the same patient ID Re-attending within 3 months - Adults	0	0	N/A	14.8%	15.3%	15.6%
% of FP17s for the same patient ID Re-attending between 3 & 9 months - Children	574	1,001	57.3%	58.3%	61.1%	58.8%
% of FP17s for the same patient ID Re-attending between 3 & 9 months - Adults	0	0	N/A	49.3%	52.4%	51.0%
% of FP17s for Band 1 Urgent Courses	23	943	2.4%	9.7%	9.5%	9.0%
% of FP17s Relating to Free Repair or Replacements	0	943	0.0%	0.7%	0.7%	0.8%
% of FP17s Relating to Continuations	28	943	3.0%	0.6%	0.8%	0.9%
% of Patients satisfied with the dentistry they have received	0	0	N/A	94.1%	93.1%	93.2%
% of Patients satisfied with the time they had to wait for an appointment	0	0	N/A	87.3%	87.8%	88.3%

* This is based on patients treated on this contract for their most recent course of treatment. Figures in italics indicate the base number of FP17s or Patient Questionnaire responses are less than 100. N/A is shown where the base number of responses is less than 10 during the period. % is calculated as Quantity/Base number*100

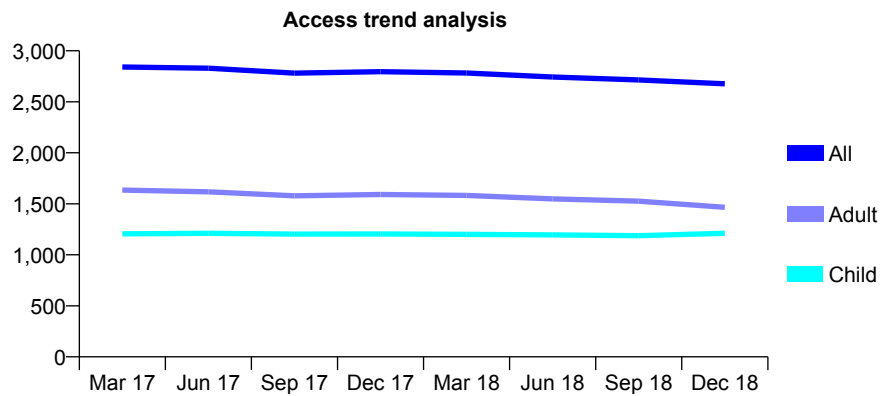
Q69 - Vital Signs At a Glance Contract Report for 101281/0100 - December 2018

Name or company name	OASIS DENTAL CARE LTD
Contract type name	GDS Contract
Purpose of contract	General
Contract start date	01/04/2006
Contract end date	

18/19 Contracted general activity (UDA)	7,179
Carry forward general activity (UDA)	-143
18/19 Contracted orthodontic activity (UOA)	0
Carry forward orthodontic activity (UOA)	0
Baseline contract value	£167,494.35

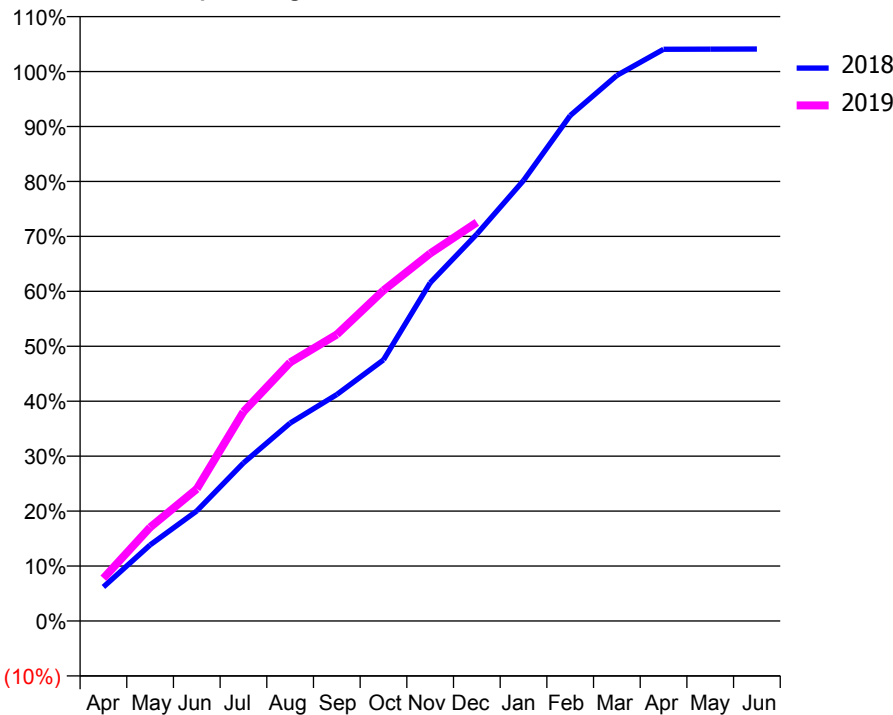
ACCESS*

Patients seen in 24 months	Total	Change since previous quarter
Quarter ending December 2017	2,796	
Quarter ending March 2018	2,783	→
Quarter ending June 2018	2,743	↓
Quarter ending September 2018	2,714	↓
Quarter ending December 2018	2,677	↓
Variance since December 2017	(4.3%)	↓



ACTIVITY

Cumulative percentage of contracted UDA delivered 2018 & 2019



Month	Adjusted Scheduled Activity (UDA)	
	2018	2019
April	445	558
May	994	1,223
June	1,437	1,725
July	2,065	2,734
August	2,586	3,379
September	2,960	3,742
October	3,412	4,320
November	4,418	4,802
December	5,054	5,208
January	5,754	
February	6,603	
March	7,128	
April	7,469	
May	7,472	
June	7,474	

QUALITY

	Quantity	Base Number	Contract	AT	Region	England
% of FP17s for the same patient ID Re-attending within 3 months - Children	137	1,531	8.9%	11.5%	11.3%	11.8%
% of FP17s for the same patient ID Re-attending within 3 months - Adults	260	1,465	17.7%	14.8%	15.3%	15.6%
% of FP17s for the same patient ID Re-attending between 3 & 9 months - Children	977	1,531	63.8%	58.3%	61.1%	58.8%
% of FP17s for the same patient ID Re-attending between 3 & 9 months - Adults	874	1,465	59.7%	49.3%	52.4%	51.0%
% of FP17s for Band 1 Urgent Courses	194	2,830	6.9%	9.7%	9.5%	9.0%
% of FP17s Relating to Free Repair or Replacements	24	2,830	0.8%	0.7%	0.7%	0.8%
% of FP17s Relating to Continuations	75	2,830	2.7%	0.6%	0.8%	0.9%
% of Patients satisfied with the dentistry they have received	4	4	N/A	94.1%	93.1%	93.2%
% of Patients satisfied with the time they had to wait for an appointment	1	4	N/A	87.3%	87.8%	88.3%

* This is based on patients treated on this contract for their most recent course of treatment. Figures in italics indicate the base number of FP17s or Patient Questionnaire responses are less than 100. N/A is shown where the base number of responses is less than 10 during the period. % is calculated as Quantity/Base number*100

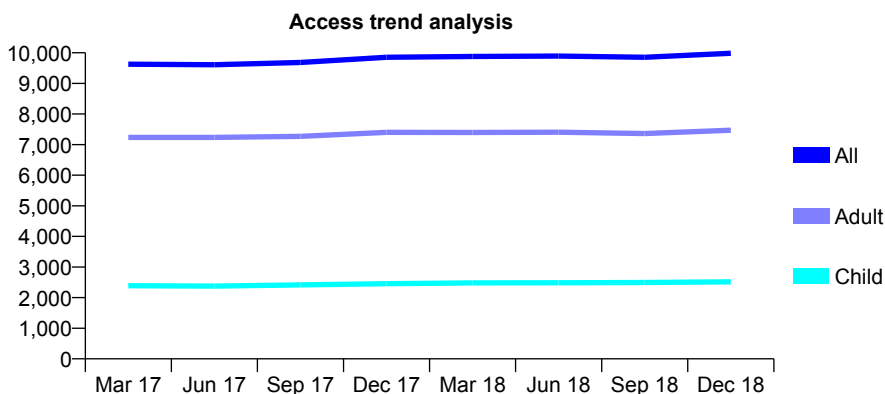
Q69 - Vital Signs At a Glance Contract Report for 101362/0004 - December 2018

Name or company name	Rodericks Dental Limited
Contract type name	GDS Contract
Purpose of contract	General
Contract start date	01/04/2007
Contract end date	

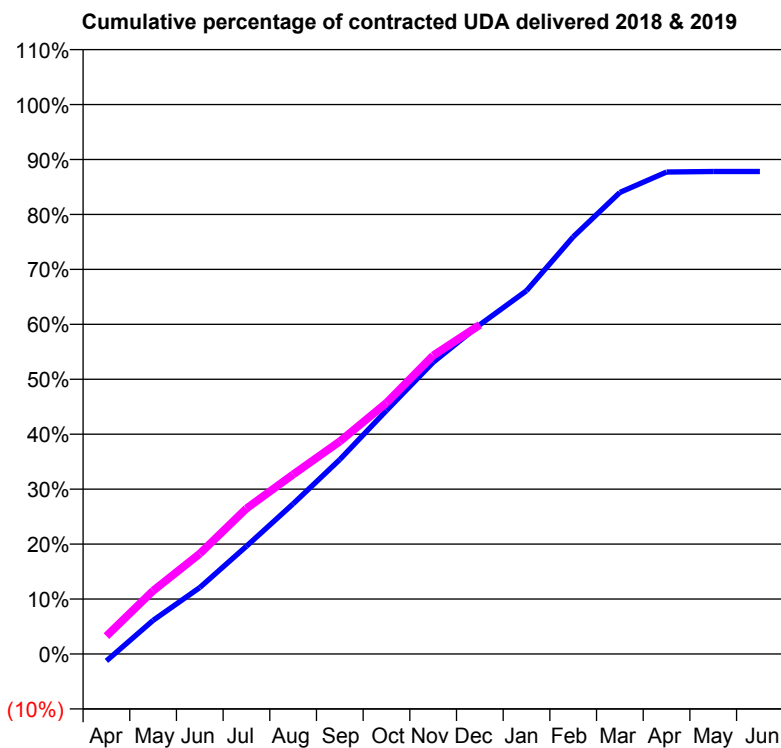
18/19 Contracted general activity (UDA)	28,406
Carry forward general activity (UDA)	0
18/19 Contracted orthodontic activity (UOA)	0
Carry forward orthodontic activity (UOA)	0
Baseline contract value	£694,546.07

ACCESS*

Patients seen in 24 months	Total	Change since previous quarter
Quarter ending December 2017	9,856	
Quarter ending March 2018	9,878	→
Quarter ending June 2018	9,894	→
Quarter ending September 2018	9,853	→
Quarter ending December 2018	9,984	→
Variance since December 2017	1.3%	→



ACTIVITY



Month	Adjusted Scheduled Activity (UDA)	
	2018	2019
April	-361	929
May	1,739	3,269
June	3,435	5,190
July	5,574	7,527
August	7,765	9,281
September	10,055	10,989
October	12,593	12,980
November	15,080	15,430
December	17,022	17,018
January	18,779	
February	21,567	
March	23,864	
April	24,915	
May	24,946	
June	24,945	

QUALITY

	Quantity	Base Number	Contract	AT	Region	England
% of FP17s for the same patient ID Re-attending within 3 months - Children	218	2,518	8.7%	11.5%	11.3%	11.8%
% of FP17s for the same patient ID Re-attending within 3 months - Adults	1,116	6,535	17.1%	14.8%	15.3%	15.6%
% of FP17s for the same patient ID Re-attending between 3 & 9 months - Children	1,432	2,518	56.9%	58.3%	61.1%	58.8%
% of FP17s for the same patient ID Re-attending between 3 & 9 months - Adults	2,642	6,535	40.4%	49.3%	52.4%	51.0%
% of FP17s for Band 1 Urgent Courses	1,272	8,440	15.1%	9.7%	9.5%	9.0%
% of FP17s Relating to Free Repair or Replacements	110	8,440	1.3%	0.7%	0.7%	0.8%
% of FP17s Relating to Continuations	72	8,440	0.9%	0.6%	0.8%	0.9%
% of Patients satisfied with the dentistry they have received	3	3	N/A	94.1%	93.1%	93.2%
% of Patients satisfied with the time they had to wait for an appointment	3	3	N/A	87.3%	87.8%	88.3%

* This is based on patients treated on this contract for their most recent course of treatment. Figures in italics indicate the base number of FP17s or Patient Questionnaire responses are less than 100. N/A is shown where the base number of responses is less than 10 during the period. % is calculated as Quantity/Base number*100

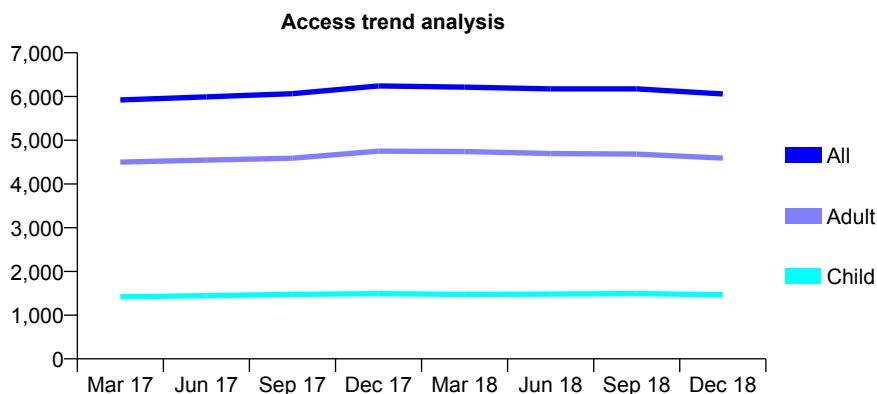
Q69 - Vital Signs At a Glance Contract Report for 101362/0016 - December 2018

Name or company name	Rodericks Dental Limited
Contract type name	GDS Contract
Purpose of contract	General
Contract start date	01/05/2009
Contract end date	

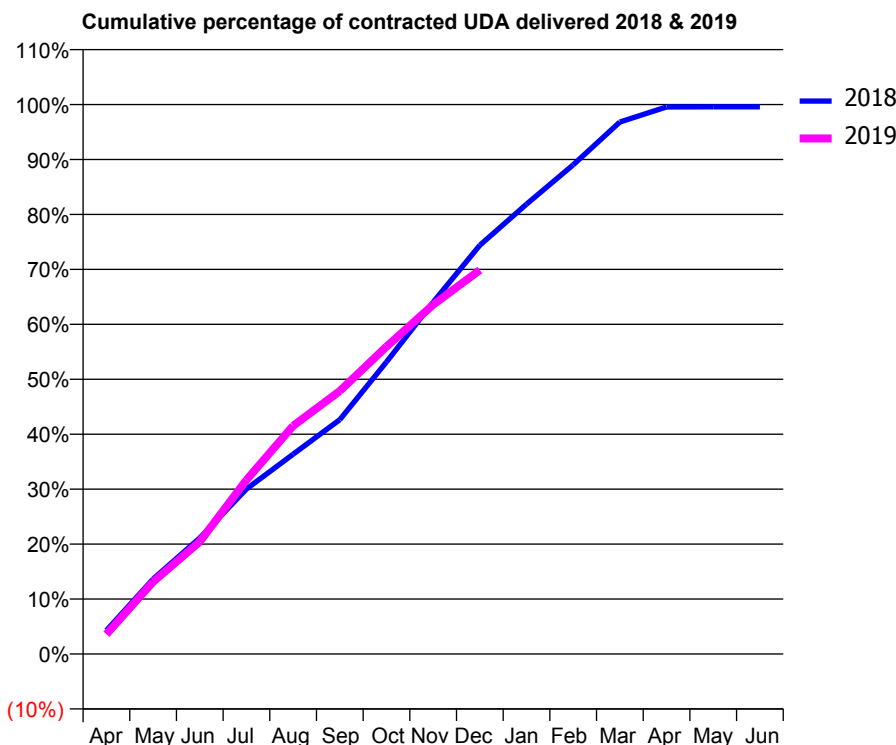
18/19 Contracted general activity (UDA)	14,000
Carry forward general activity (UDA)	57
18/19 Contracted orthodontic activity (UOA)	0
Carry forward orthodontic activity (UOA)	0
Baseline contract value	£335,845.24

ACCESS*

Patients seen in 24 months	Total	Change since previous quarter
Quarter ending December 2017	6,242	
Quarter ending March 2018	6,214	→
Quarter ending June 2018	6,176	→
Quarter ending September 2018	6,175	→
Quarter ending December 2018	6,060	↓
Variance since December 2017	(2.9%)	↓



ACTIVITY



Month	Adjusted Scheduled Activity (UDA)	
	2018	2019
April	601	505
May	1,910	1,841
June	2,957	2,862
July	4,204	4,435
August	5,091	5,816
September	5,972	6,702
October	7,441	7,832
November	8,965	8,901
December	10,413	9,781
January	11,462	
February	12,462	
March	13,552	
April	13,936	
May	13,941	
June	13,942	

QUALITY

	Quantity	Base Number	Contract	AT	Region	England
% of FP17s for the same patient ID Re-attending within 3 months - Children	80	1,430	5.6%	11.5%	11.3%	11.8%
% of FP17s for the same patient ID Re-attending within 3 months - Adults	490	4,070	12.0%	14.8%	15.3%	15.6%
% of FP17s for the same patient ID Re-attending between 3 & 9 months - Children	880	1,430	61.5%	58.3%	61.1%	58.8%
% of FP17s for the same patient ID Re-attending between 3 & 9 months - Adults	1,982	4,070	48.7%	49.3%	52.4%	51.0%
% of FP17s for Band 1 Urgent Courses	717	5,302	13.5%	9.7%	9.5%	9.0%
% of FP17s Relating to Free Repair or Replacements	75	5,302	1.4%	0.7%	0.7%	0.8%
% of FP17s Relating to Continuations	2	5,302	0.0%	0.6%	0.8%	0.9%
% of Patients satisfied with the dentistry they have received	0	0	N/A	94.1%	93.1%	93.2%
% of Patients satisfied with the time they had to wait for an appointment	0	0	N/A	87.3%	87.8%	88.3%

* This is based on patients treated on this contract for their most recent course of treatment. Figures in italics indicate the base number of FP17s or Patient Questionnaire responses are less than 100. N/A is shown where the base number of responses is less than 10 during the period. % is calculated as Quantity/Base number*100

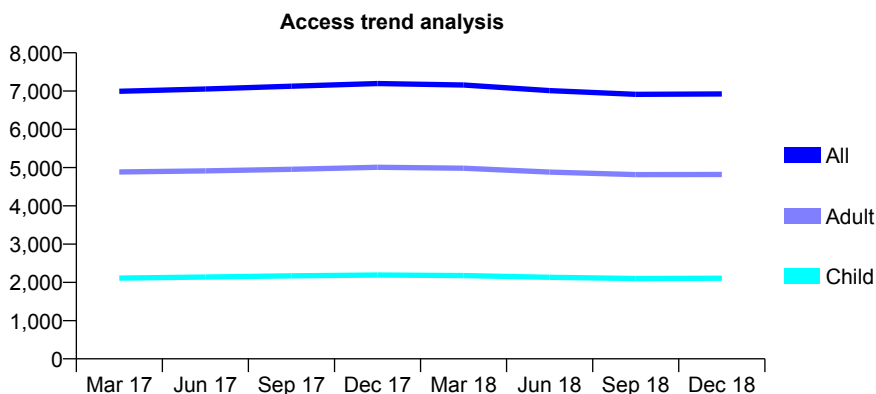
Q69 - Vital Signs At a Glance Contract Report for 101362/0017 - December 2018

Name or company name	Rodericks Dental Limited
Contract type name	GDS Contract
Purpose of contract	General
Contract start date	01/07/2009
Contract end date	

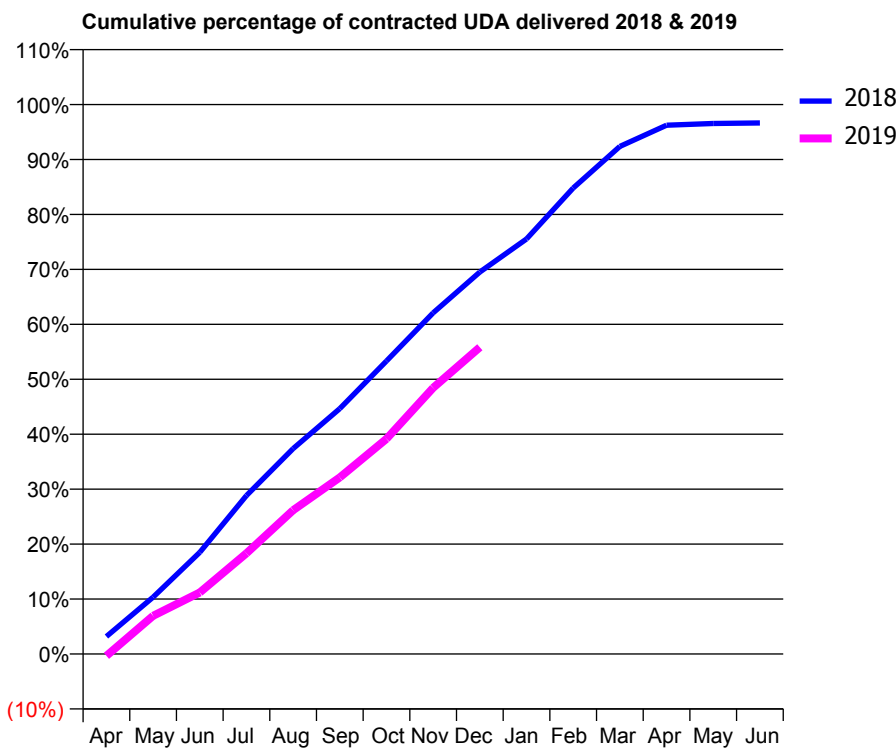
18/19 Contracted general activity (UDA)	22,048
Carry forward general activity (UDA)	740
18/19 Contracted orthodontic activity (UOA)	0
Carry forward orthodontic activity (UOA)	0
Baseline contract value	£560,418.16

ACCESS*

Patients seen in 24 months	Total	Change since previous quarter
Quarter ending December 2017	7,198	
Quarter ending March 2018	7,158	→
Quarter ending June 2018	7,013	↓
Quarter ending September 2018	6,914	↓
Quarter ending December 2018	6,926	→
Variance since December 2017	(3.8%)	↓



ACTIVITY



Month	Adjusted Scheduled Activity (UDA)	
	2018	2019
April	703	-78
May	2,280	1,532
June	4,078	2,471
July	6,357	4,041
August	8,245	5,772
September	9,850	7,088
October	11,758	8,635
November	13,687	10,681
December	15,325	12,309
January	16,653	
February	18,698	
March	20,365	
April	21,217	
May	21,286	
June	21,308	

QUALITY

	Quantity	Base Number	Contract	AT	Region	England
% of FP17s for the same patient ID Re-attending within 3 months - Children	207	2,021	10.2%	11.5%	11.3%	11.8%
% of FP17s for the same patient ID Re-attending within 3 months - Adults	833	4,181	19.9%	14.8%	15.3%	15.6%
% of FP17s for the same patient ID Re-attending between 3 & 9 months - Children	1,052	2,021	52.1%	58.3%	61.1%	58.8%
% of FP17s for the same patient ID Re-attending between 3 & 9 months - Adults	1,617	4,181	38.7%	49.3%	52.4%	51.0%
% of FP17s for Band 1 Urgent Courses	1,057	5,859	18.0%	9.7%	9.5%	9.0%
% of FP17s Relating to Free Repair or Replacements	36	5,859	0.6%	0.7%	0.7%	0.8%
% of FP17s Relating to Continuations	22	5,859	0.4%	0.6%	0.8%	0.9%
% of Patients satisfied with the dentistry they have received	2	2	N/A	94.1%	93.1%	93.2%
% of Patients satisfied with the time they had to wait for an appointment	2	2	N/A	87.3%	87.8%	88.3%

* This is based on patients treated on this contract for their most recent course of treatment. Figures in italics indicate the base number of FP17s or Patient Questionnaire responses are less than 100. N/A is shown where the base number of responses is less than 10 during the period. % is calculated as Quantity/Base number*100

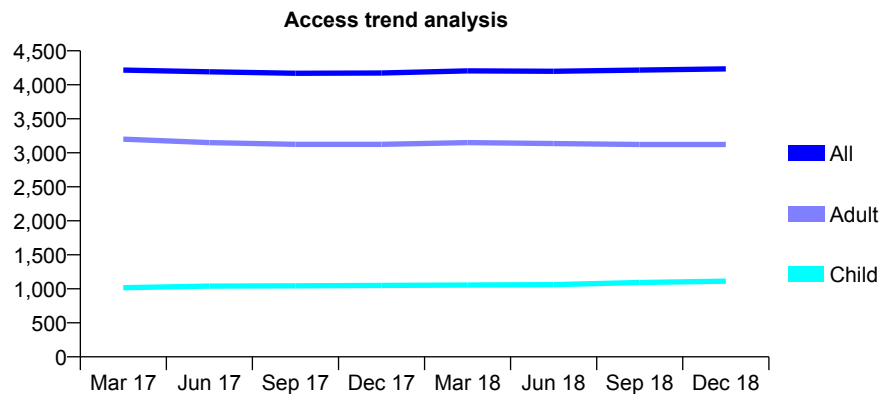
Q69 - Vital Signs At a Glance Contract Report for 101362/0019 - December 2018

Name or company name	Rodericks Dental Limited
Contract type name	GDS Contract
Purpose of contract	General
Contract start date	01/07/2009
Contract end date	

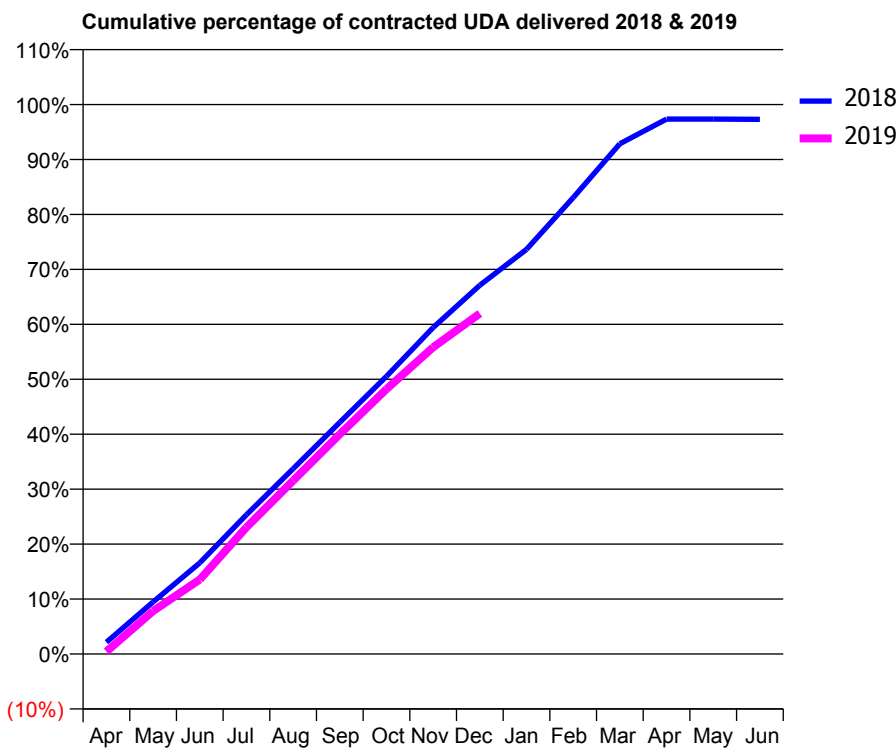
18/19 Contracted general activity (UDA)	10,000
Carry forward general activity (UDA)	268
18/19 Contracted orthodontic activity (UOA)	0
Carry forward orthodontic activity (UOA)	0
Baseline contract value	£239,889.45

ACCESS*

Patients seen in 24 months	Total	Change since previous quarter
Quarter ending December 2017	4,174	
Quarter ending March 2018	4,205	→
Quarter ending June 2018	4,199	→
Quarter ending September 2018	4,216	→
Quarter ending December 2018	4,234	→
Variance since December 2017	1.4%	→



ACTIVITY



Month	Adjusted Scheduled Activity (UDA)	
	2018	2019
April	215	45
May	948	782
June	1,659	1,355
July	2,535	2,307
August	3,372	3,155
September	4,216	4,000
October	5,054	4,820
November	5,941	5,583
December	6,711	6,196
January	7,364	
February	8,306	
March	9,287	
April	9,735	
May	9,735	
June	9,731	

QUALITY

	Quantity	Base Number	Contract	AT	Region	England
% of FP17s for the same patient ID Re-attending within 3 months - Children	96	1,042	9.2%	11.5%	11.3%	11.8%
% of FP17s for the same patient ID Re-attending within 3 months - Adults	416	2,423	17.2%	14.8%	15.3%	15.6%
% of FP17s for the same patient ID Re-attending between 3 & 9 months - Children	483	1,042	46.4%	58.3%	61.1%	58.8%
% of FP17s for the same patient ID Re-attending between 3 & 9 months - Adults	832	2,423	34.3%	49.3%	52.4%	51.0%
% of FP17s for Band 1 Urgent Courses	441	2,804	15.7%	9.7%	9.5%	9.0%
% of FP17s Relating to Free Repair or Replacements	10	2,804	0.4%	0.7%	0.7%	0.8%
% of FP17s Relating to Continuations	13	2,804	0.5%	0.6%	0.8%	0.9%
% of Patients satisfied with the dentistry they have received	1	1	N/A	94.1%	93.1%	93.2%
% of Patients satisfied with the time they had to wait for an appointment	0	1	N/A	87.3%	87.8%	88.3%

* This is based on patients treated on this contract for their most recent course of treatment. Figures in italics indicate the base number of FP17s or Patient Questionnaire responses are less than 100. N/A is shown where the base number of responses is less than 10 during the period. % is calculated as Quantity/Base number*100

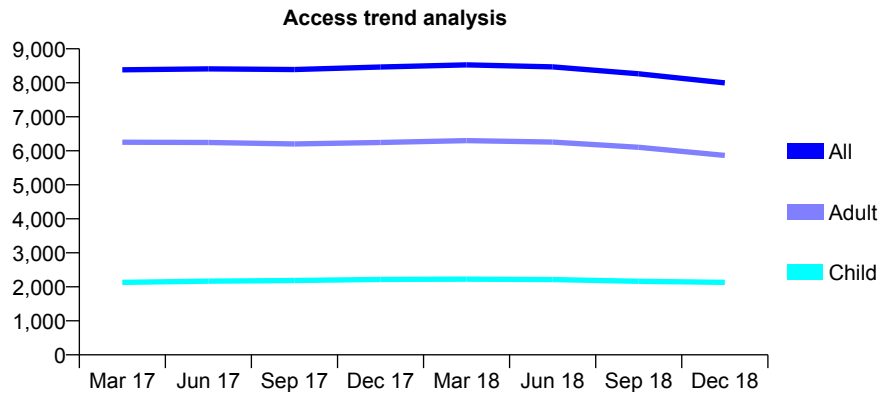
Q69 - Vital Signs At a Glance Contract Report for 101370/0073 - December 2018

Name or company name	Petrie Tucker & Partners Ltd
Contract type name	GDS Contract
Purpose of contract	General
Contract start date	01/08/2006
Contract end date	

18/19 Contracted general activity (UDA)	22,500
Carry forward general activity (UDA)	0
18/19 Contracted orthodontic activity (UOA)	0
Carry forward orthodontic activity (UOA)	0
Baseline contract value	£607,499.38

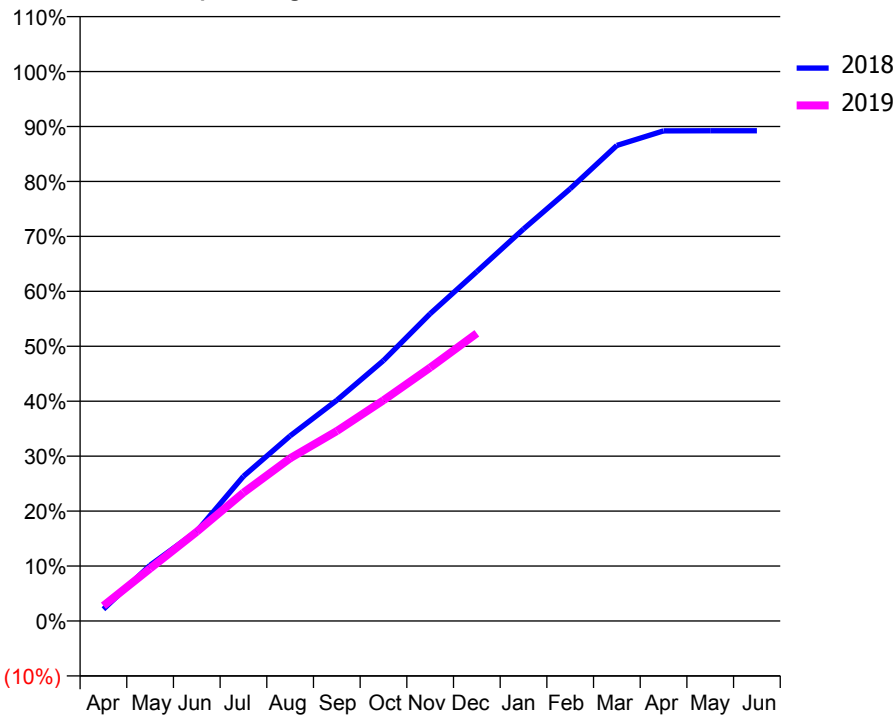
ACCESS*

Patients seen in 24 months	Total	Change since previous quarter
Quarter ending December 2017	8,464	
Quarter ending March 2018	8,527	→
Quarter ending June 2018	8,470	→
Quarter ending September 2018	8,265	↓
Quarter ending December 2018	7,999	↓
Variance since December 2017	(5.5%)	↓



ACTIVITY

Cumulative percentage of contracted UDA delivered 2018 & 2019



Month	Adjusted Scheduled Activity (UDA)	
	2018	2019
April	481	626
May	2,283	2,149
June	3,680	3,656
July	5,925	5,253
August	7,582	6,664
September	9,042	7,777
October	10,665	9,040
November	12,583	10,374
December	14,309	11,778
January	16,050	
February	17,698	
March	19,473	
April	20,071	
May	20,072	
June	20,072	

QUALITY

	Quantity	Base Number	Contract	AT	Region	England
% of FP17s for the same patient ID Re-attending within 3 months - Children	78	1,944	4.0%	11.5%	11.3%	11.8%
% of FP17s for the same patient ID Re-attending within 3 months - Adults	473	4,522	10.5%	14.8%	15.3%	15.6%
% of FP17s for the same patient ID Re-attending between 3 & 9 months - Children	1,111	1,944	57.2%	58.3%	61.1%	58.8%
% of FP17s for the same patient ID Re-attending between 3 & 9 months - Adults	1,872	4,522	41.4%	49.3%	52.4%	51.0%
% of FP17s for Band 1 Urgent Courses	466	6,159	7.6%	9.7%	9.5%	9.0%
% of FP17s Relating to Free Repair or Replacements	31	6,159	0.5%	0.7%	0.7%	0.8%
% of FP17s Relating to Continuations	68	6,159	1.1%	0.6%	0.8%	0.9%
% of Patients satisfied with the dentistry they have received	2	2	N/A	94.1%	93.1%	93.2%
% of Patients satisfied with the time they had to wait for an appointment	2	2	N/A	87.3%	87.8%	88.3%

* This is based on patients treated on this contract for their most recent course of treatment. Figures in italics indicate the base number of FP17s or Patient Questionnaire responses are less than 100. N/A is shown where the base number of responses is less than 10 during the period. % is calculated as Quantity/Base number*100

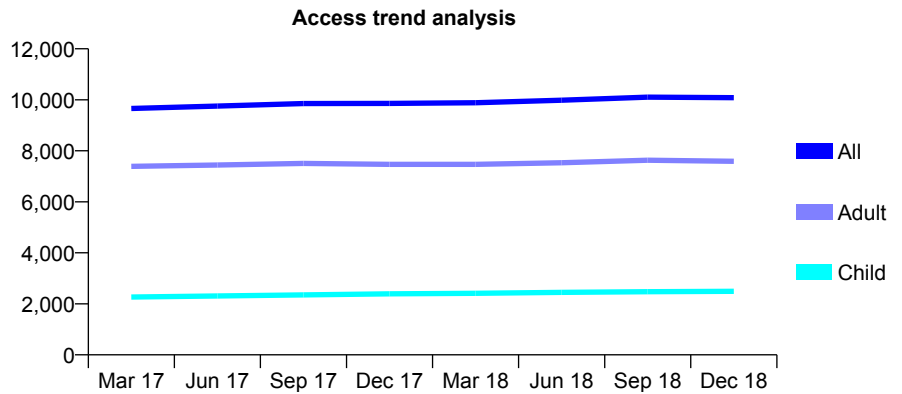
Q69 - Vital Signs At a Glance Contract Report for 101435/0014 - December 2018

Name or company name	IDH Limited
Contract type name	GDS Contract
Purpose of contract	General
Contract start date	01/04/2006
Contract end date	

18/19 Contracted general activity (UDA)	32,539
Carry forward general activity (UDA)	0
18/19 Contracted orthodontic activity (UOA)	0
Carry forward orthodontic activity (UOA)	0
Baseline contract value	£739,189.45

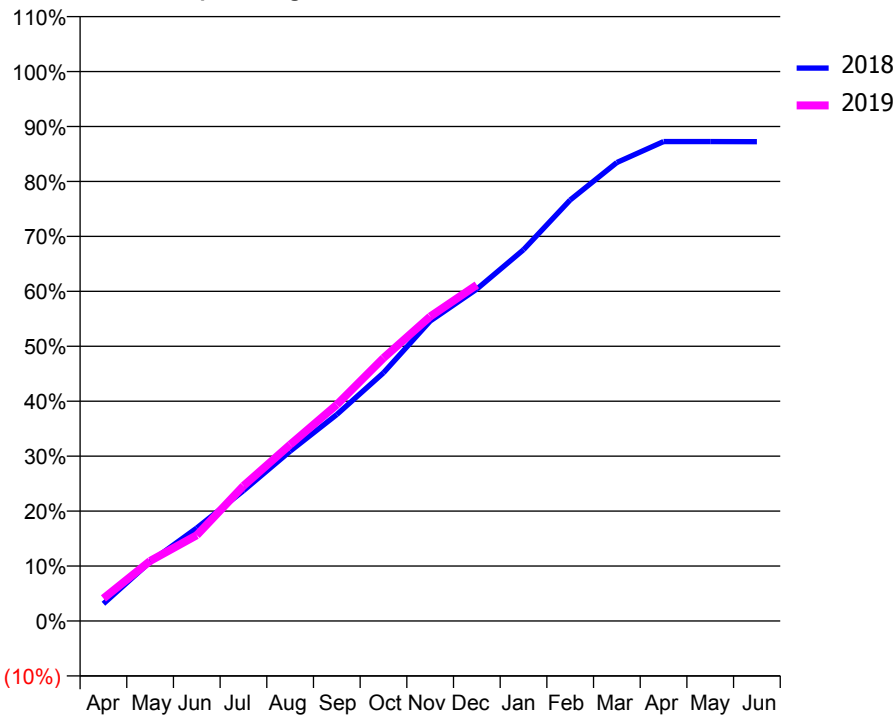
ACCESS*

Patients seen in 24 months	Total	Change since previous quarter
Quarter ending December 2017	9,859	
Quarter ending March 2018	9,885	→
Quarter ending June 2018	9,982	→
Quarter ending September 2018	10,104	→
Quarter ending December 2018	10,084	→
Variance since December 2017	2.3%	↑



ACTIVITY

Cumulative percentage of contracted UDA delivered 2018 & 2019



Month	Adjusted Scheduled Activity (UDA)	
	2018	2019
April	1,021	1,336
May	3,500	3,560
June	5,504	5,081
July	7,716	8,005
August	10,059	10,446
September	12,231	12,811
October	14,698	15,579
November	17,764	18,028
December	19,659	19,903
January	21,984	
February	24,931	
March	27,152	
April	28,395	
May	28,388	
June	28,384	

QUALITY

	Quantity	Base Number	Contract	AT	Region	England
% of FP17s for the same patient ID Re-attending within 3 months - Children	151	2,496	6.0%	11.5%	11.3%	11.8%
% of FP17s for the same patient ID Re-attending within 3 months - Adults	634	6,250	10.1%	14.8%	15.3%	15.6%
% of FP17s for the same patient ID Re-attending between 3 & 9 months - Children	1,348	2,496	54.0%	58.3%	61.1%	58.8%
% of FP17s for the same patient ID Re-attending between 3 & 9 months - Adults	2,601	6,250	41.6%	49.3%	52.4%	51.0%
% of FP17s for Band 1 Urgent Courses	411	8,270	5.0%	9.7%	9.5%	9.0%
% of FP17s Relating to Free Repair or Replacements	31	8,270	0.4%	0.7%	0.7%	0.8%
% of FP17s Relating to Continuations	140	8,270	1.7%	0.6%	0.8%	0.9%
% of Patients satisfied with the dentistry they have received	8	9	N/A	94.1%	93.1%	93.2%
% of Patients satisfied with the time they had to wait for an appointment	8	9	N/A	87.3%	87.8%	88.3%

* This is based on patients treated on this contract for their most recent course of treatment. Figures in italics indicate the base number of FP17s or Patient Questionnaire responses are less than 100. N/A is shown where the base number of responses is less than 10 during the period. % is calculated as Quantity/Base number*100

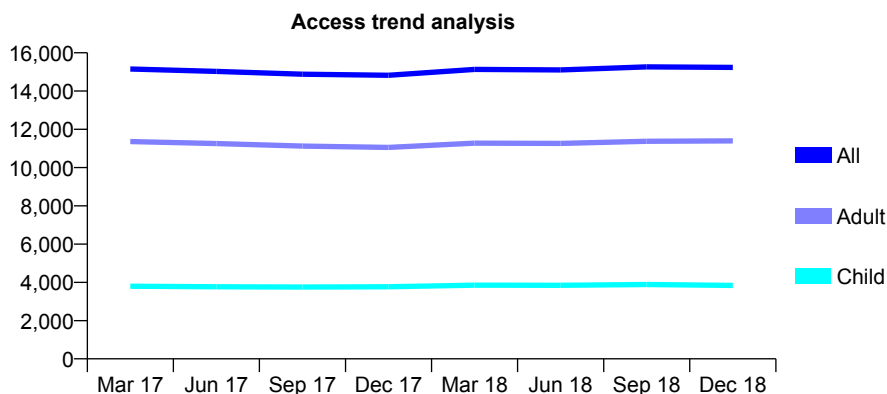
Q69 - Vital Signs At a Glance Contract Report for 101435/0035 - December 2018

Name or company name	IDH Limited
Contract type name	GDS Contract
Purpose of contract	General
Contract start date	01/04/2006
Contract end date	

18/19 Contracted general activity (UDA)	35,138
Carry forward general activity (UDA)	0
18/19 Contracted orthodontic activity (UOA)	0
Carry forward orthodontic activity (UOA)	0
Baseline contract value	£784,569.05

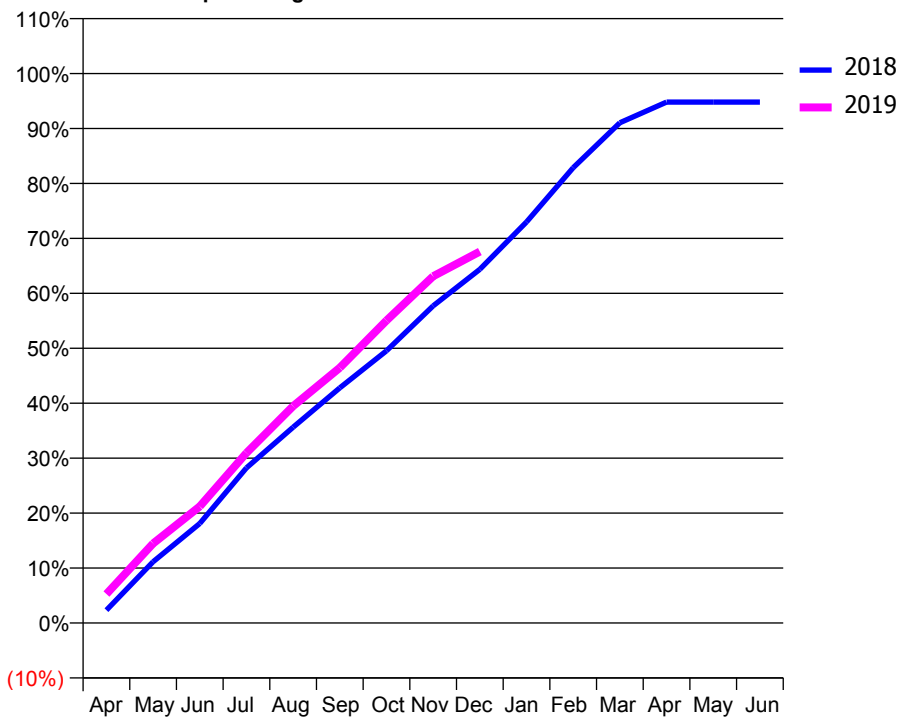
ACCESS*

Patients seen in 24 months	Total	Change since previous quarter
Quarter ending December 2017	14,823	
Quarter ending March 2018	15,132	↑
Quarter ending June 2018	15,104	→
Quarter ending September 2018	15,264	→
Quarter ending December 2018	15,236	→
Variance since December 2017	2.8%	↑



ACTIVITY

Cumulative percentage of contracted UDA delivered 2018 & 2019



Month	Adjusted Scheduled Activity (UDA)	
	2018	2019
April	819	1,852
May	3,917	5,082
June	6,364	7,460
July	9,922	10,873
August	12,522	13,869
September	15,035	16,326
October	17,407	19,346
November	20,278	22,177
December	22,615	23,748
January	25,647	
February	29,112	
March	31,990	
April	33,307	
May	33,311	
June	33,307	

QUALITY

	Quantity	Base Number	Contract	AT	Region	England
% of FP17s for the same patient ID Re-attending within 3 months - Children	155	3,605	4.3%	11.5%	11.3%	11.8%
% of FP17s for the same patient ID Re-attending within 3 months - Adults	837	9,571	8.7%	14.8%	15.3%	15.6%
% of FP17s for the same patient ID Re-attending between 3 & 9 months - Children	1,847	3,605	51.2%	58.3%	61.1%	58.8%
% of FP17s for the same patient ID Re-attending between 3 & 9 months - Adults	4,163	9,571	43.5%	49.3%	52.4%	51.0%
% of FP17s for Band 1 Urgent Courses	817	12,532	6.5%	9.7%	9.5%	9.0%
% of FP17s Relating to Free Repair or Replacements	48	12,532	0.4%	0.7%	0.7%	0.8%
% of FP17s Relating to Continuations	84	12,532	0.7%	0.6%	0.8%	0.9%
% of Patients satisfied with the dentistry they have received	9	9	N/A	94.1%	93.1%	93.2%
% of Patients satisfied with the time they had to wait for an appointment	9	9	N/A	87.3%	87.8%	88.3%

* This is based on patients treated on this contract for their most recent course of treatment. Figures in italics indicate the base number of FP17s or Patient Questionnaire responses are less than 100. N/A is shown where the base number of responses is less than 10 during the period. % is calculated as Quantity/Base number*100

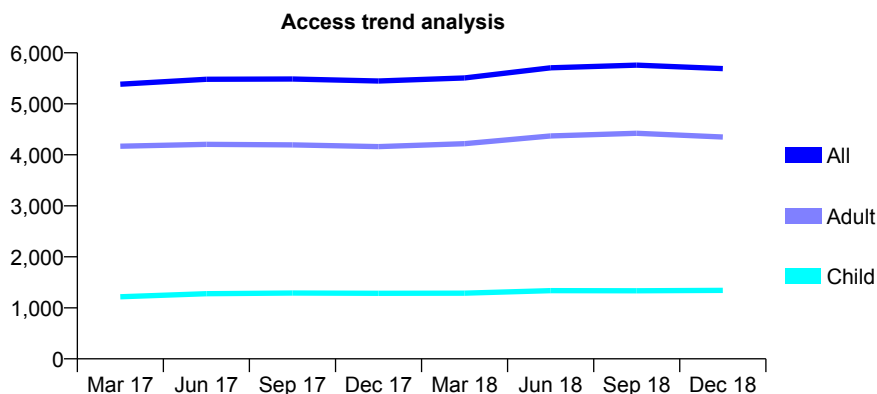
Q69 - Vital Signs At a Glance Contract Report for 101435/0054 - December 2018

Name or company name	IDH Limited
Contract type name	GDS Contract
Purpose of contract	General
Contract start date	01/12/2006
Contract end date	

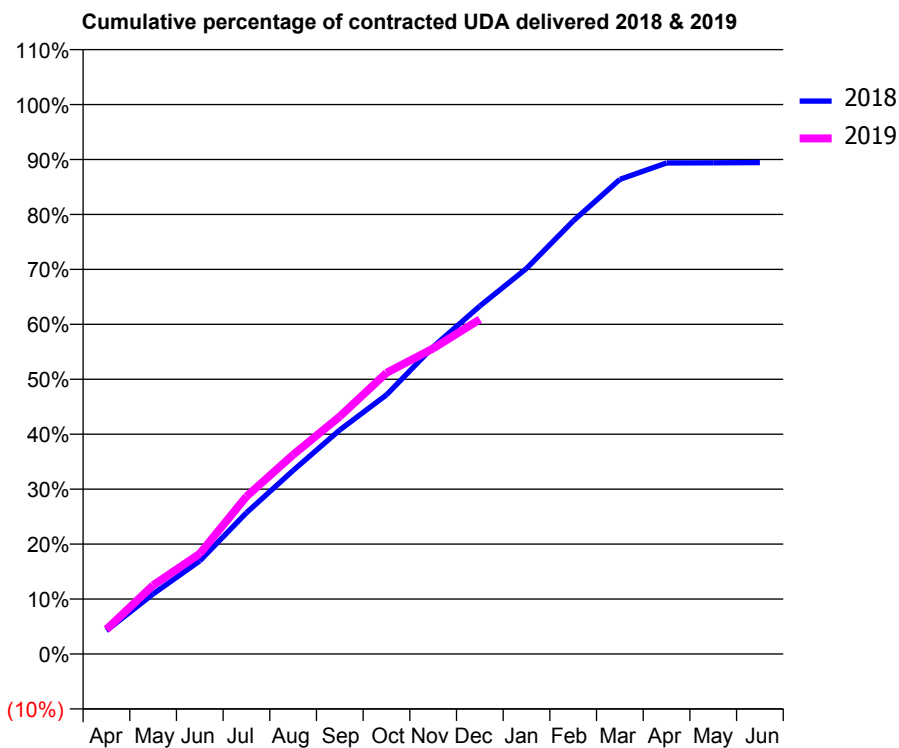
18/19 Contracted general activity (UDA)	13,010
Carry forward general activity (UDA)	0
18/19 Contracted orthodontic activity (UOA)	0
Carry forward orthodontic activity (UOA)	0
Baseline contract value	£331,556.33

ACCESS*

Patients seen in 24 months	Total	Change since previous quarter
Quarter ending December 2017	5,446	
Quarter ending March 2018	5,507	→
Quarter ending June 2018	5,707	↑
Quarter ending September 2018	5,758	→
Quarter ending December 2018	5,691	↓
Variance since December 2017	4.5%	↑



ACTIVITY



Month	Adjusted Scheduled Activity (UDA)	
	2018	2019
April	554	582
May	1,423	1,629
June	2,207	2,375
July	3,345	3,730
August	4,346	4,720
September	5,306	5,625
October	6,134	6,657
November	7,274	7,233
December	8,239	7,923
January	9,127	
February	10,253	
March	11,238	
April	11,625	
May	11,629	
June	11,637	

QUALITY

	Quantity	Base Number	Contract	AT	Region	England
% of FP17s for the same patient ID Re-attending within 3 months - Children	57	1,188	4.8%	11.5%	11.3%	11.8%
% of FP17s for the same patient ID Re-attending within 3 months - Adults	323	3,502	9.2%	14.8%	15.3%	15.6%
% of FP17s for the same patient ID Re-attending between 3 & 9 months - Children	615	1,188	51.8%	58.3%	61.1%	58.8%
% of FP17s for the same patient ID Re-attending between 3 & 9 months - Adults	1,688	3,502	48.2%	49.3%	52.4%	51.0%
% of FP17s for Band 1 Urgent Courses	344	4,466	7.7%	9.7%	9.5%	9.0%
% of FP17s Relating to Free Repair or Replacements	9	4,466	0.2%	0.7%	0.7%	0.8%
% of FP17s Relating to Continuations	26	4,466	0.6%	0.6%	0.8%	0.9%
% of Patients satisfied with the dentistry they have received	3	3	N/A	94.1%	93.1%	93.2%
% of Patients satisfied with the time they had to wait for an appointment	3	3	N/A	87.3%	87.8%	88.3%

* This is based on patients treated on this contract for their most recent course of treatment. Figures in italics indicate the base number of FP17s or Patient Questionnaire responses are less than 100. N/A is shown where the base number of responses is less than 10 during the period. % is calculated as Quantity/Base number*100

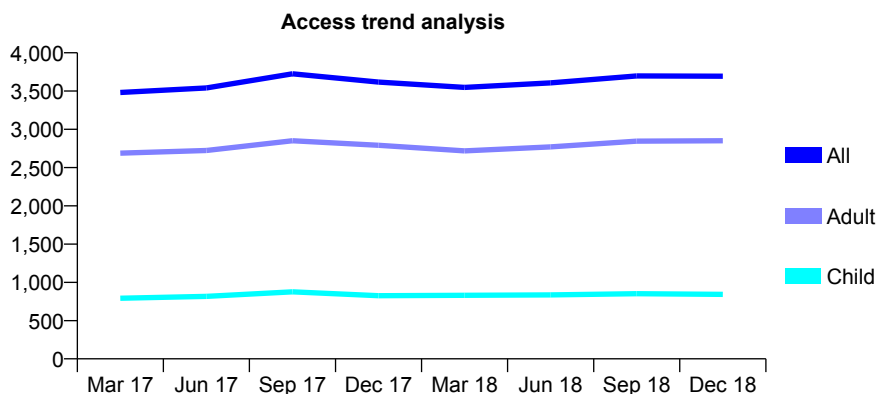
Q69 - Vital Signs At a Glance Contract Report for 101435/0109 - December 2018

Name or company name	IDH Limited
Contract type name	GDS Contract
Purpose of contract	General
Contract start date	01/07/2008
Contract end date	

18/19 Contracted general activity (UDA)	10,590
Carry forward general activity (UDA)	0
18/19 Contracted orthodontic activity (UOA)	0
Carry forward orthodontic activity (UOA)	0
Baseline contract value	£254,206.17

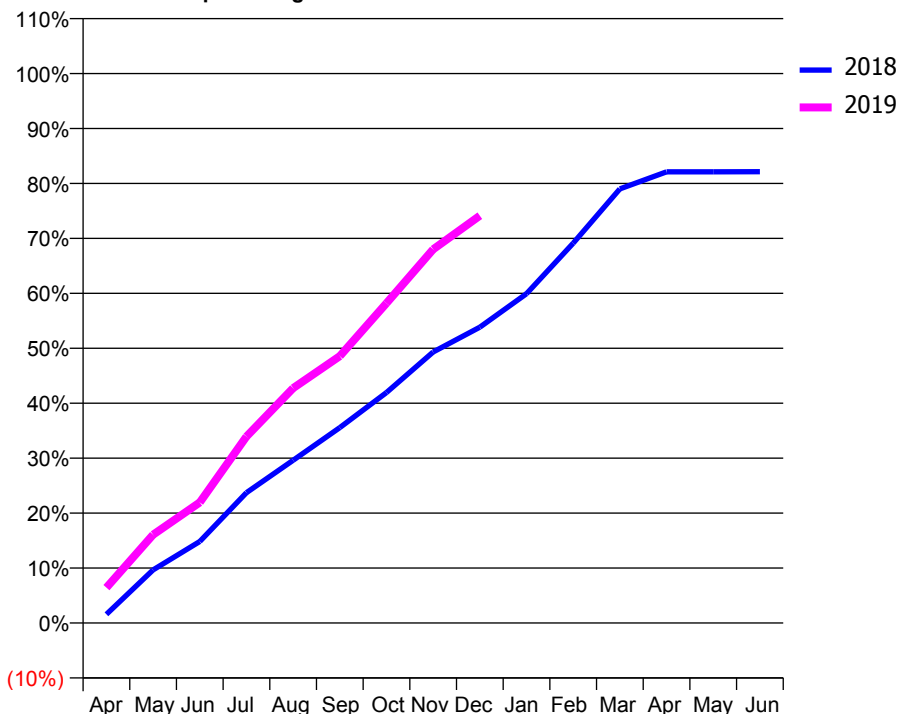
ACCESS*

Patients seen in 24 months	Total	Change since previous quarter
Quarter ending December 2017	3,618	
Quarter ending March 2018	3,548	↓
Quarter ending June 2018	3,607	→
Quarter ending September 2018	3,697	↑
Quarter ending December 2018	3,694	→
Variance since December 2017	2.1%	↑



ACTIVITY

Cumulative percentage of contracted UDA delivered 2018 & 2019



Month	Adjusted Scheduled Activity (UDA)	
	2018	2019
April	167	682
May	1,025	1,704
June	1,572	2,324
July	2,511	3,594
August	3,137	4,527
September	3,765	5,143
October	4,442	6,164
November	5,223	7,203
December	5,702	7,850
January	6,346	
February	7,320	
March	8,366	
April	8,696	
May	8,696	
June	8,697	

QUALITY

	Quantity	Base Number	Contract	AT	Region	England
% of FP17s for the same patient ID Re-attending within 3 months - Children	53	904	5.9%	11.5%	11.3%	11.8%
% of FP17s for the same patient ID Re-attending within 3 months - Adults	264	2,455	10.8%	14.8%	15.3%	15.6%
% of FP17s for the same patient ID Re-attending between 3 & 9 months - Children	390	904	43.1%	58.3%	61.1%	58.8%
% of FP17s for the same patient ID Re-attending between 3 & 9 months - Adults	758	2,455	30.9%	49.3%	52.4%	51.0%
% of FP17s for Band 1 Urgent Courses	253	3,195	7.9%	9.7%	9.5%	9.0%
% of FP17s Relating to Free Repair or Replacements	19	3,195	0.6%	0.7%	0.7%	0.8%
% of FP17s Relating to Continuations	31	3,195	1.0%	0.6%	0.8%	0.9%
% of Patients satisfied with the dentistry they have received	1	2	N/A	94.1%	93.1%	93.2%
% of Patients satisfied with the time they had to wait for an appointment	1	2	N/A	87.3%	87.8%	88.3%

* This is based on patients treated on this contract for their most recent course of treatment. Figures in italics indicate the base number of FP17s or Patient Questionnaire responses are less than 100. N/A is shown where the base number of responses is less than 10 during the period. % is calculated as Quantity/Base number*100

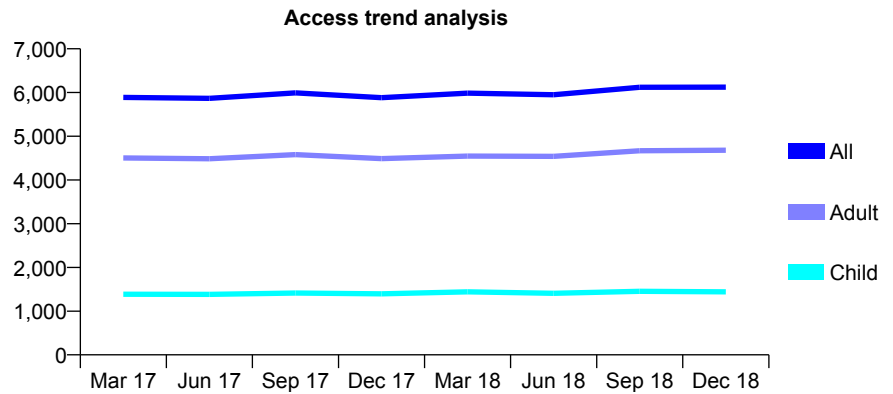
Q69 - Vital Signs At a Glance Contract Report for 102504/0001 - December 2018

Name or company name	Chess House (UK) Limited
Contract type name	GDS Contract
Purpose of contract	General
Contract start date	01/05/2010
Contract end date	

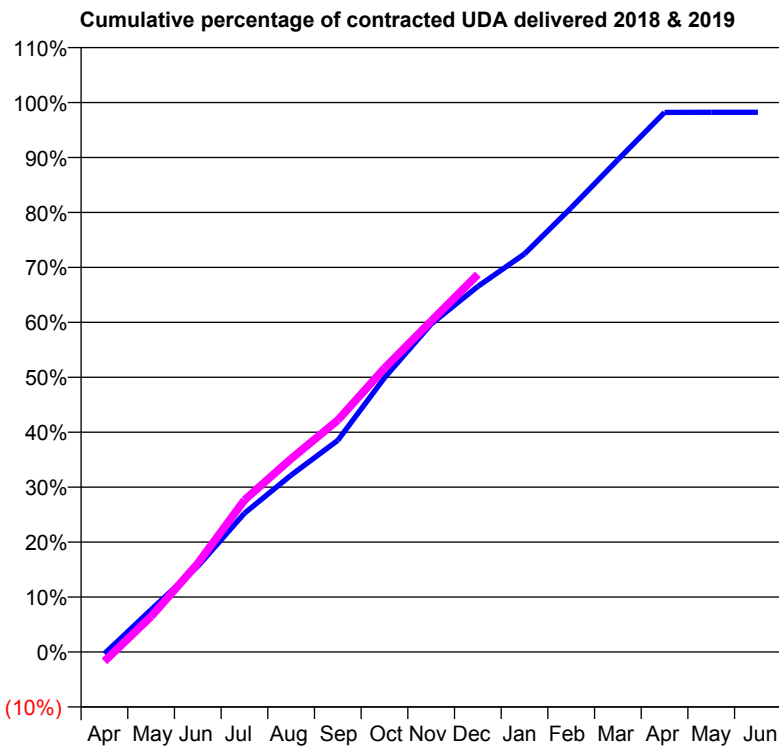
18/19 Contracted general activity (UDA)	16,370
Carry forward general activity (UDA)	279
18/19 Contracted orthodontic activity (UOA)	0
Carry forward orthodontic activity (UOA)	0
Baseline contract value	£380,793.74

ACCESS*

Patients seen in 24 months	Total	Change since previous quarter
Quarter ending December 2017	5,883	
Quarter ending March 2018	5,985	→
Quarter ending June 2018	5,949	→
Quarter ending September 2018	6,120	↑
Quarter ending December 2018	6,122	→
Variance since December 2017	4.1%	↑



ACTIVITY



Month	Adjusted Scheduled Activity (UDA)	
	2018	2019
April	-50	-279
May	1,203	1,059
June	2,436	2,639
July	3,943	4,527
August	5,028	5,760
September	6,018	6,905
October	7,794	8,455
November	9,324	9,859
December	10,392	11,248
January	11,315	
February	12,627	
March	13,991	
April	15,337	
May	15,341	
June	15,340	

QUALITY

	Quantity	Base Number	Contract	AT	Region	England
% of FP17s for the same patient ID Re-attending within 3 months - Children	148	1,522	9.7%	11.5%	11.3%	11.8%
% of FP17s for the same patient ID Re-attending within 3 months - Adults	975	5,262	18.5%	14.8%	15.3%	15.6%
% of FP17s for the same patient ID Re-attending between 3 & 9 months - Children	765	1,522	50.3%	58.3%	61.1%	58.8%
% of FP17s for the same patient ID Re-attending between 3 & 9 months - Adults	2,659	5,262	50.5%	49.3%	52.4%	51.0%
% of FP17s for Band 1 Urgent Courses	887	6,074	14.6%	9.7%	9.5%	9.0%
% of FP17s Relating to Free Repair or Replacements	18	6,074	0.3%	0.7%	0.7%	0.8%
% of FP17s Relating to Continuations	57	6,074	0.9%	0.6%	0.8%	0.9%
% of Patients satisfied with the dentistry they have received	5	5	N/A	94.1%	93.1%	93.2%
% of Patients satisfied with the time they had to wait for an appointment	5	5	N/A	87.3%	87.8%	88.3%

* This is based on patients treated on this contract for their most recent course of treatment. Figures in italics indicate the base number of FP17s or Patient Questionnaire responses are less than 100. N/A is shown where the base number of responses is less than 10 during the period. % is calculated as Quantity/Base number*100

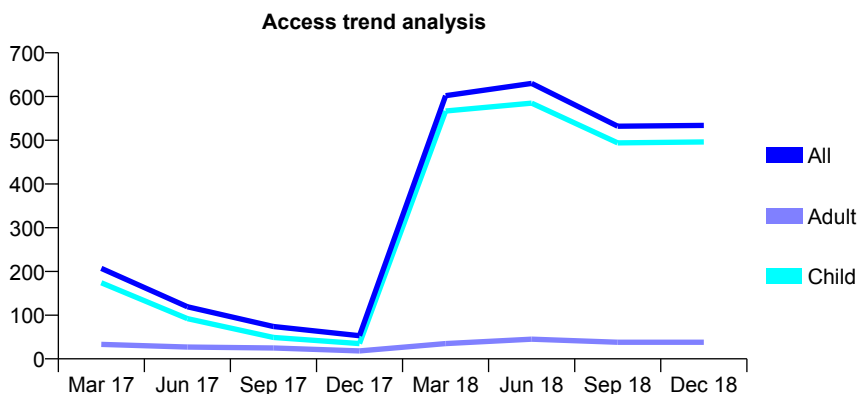
Q69 - Vital Signs At a Glance Contract Report for 103284/0001 - December 2018

Name or company name	Grove Green Dental Surgery
Contract type name	GDS Contract
Purpose of contract	General
Contract start date	01/07/2011
Contract end date	

18/19 Contracted general activity (UDA)	1,277
Carry forward general activity (UDA)	0
18/19 Contracted orthodontic activity (UOA)	0
Carry forward orthodontic activity (UOA)	0
Baseline contract value	£31,051.07

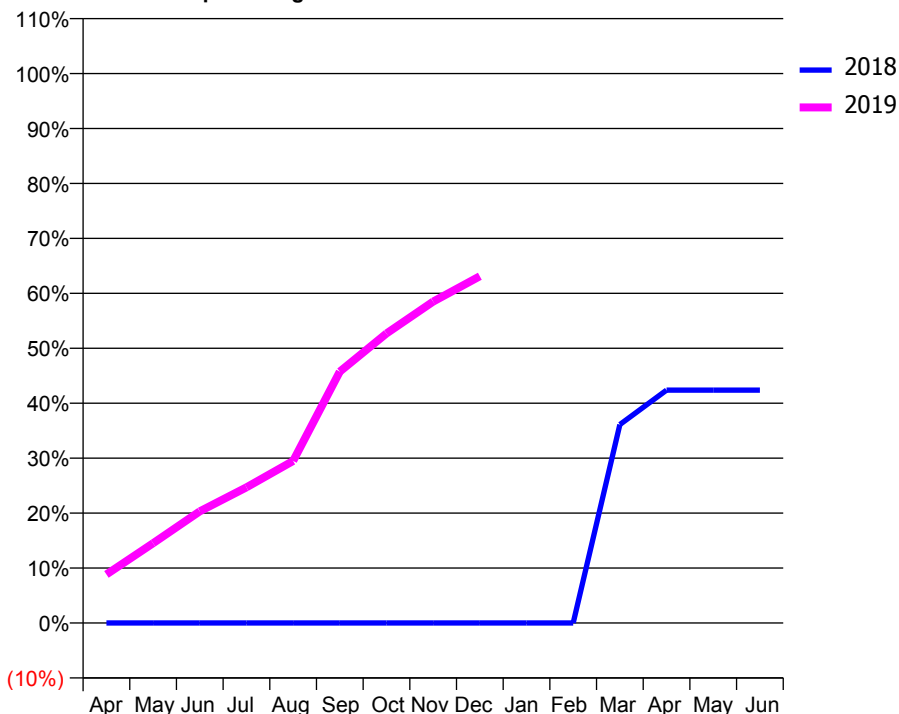
ACCESS*

Patients seen in 24 months	Total	Change since previous quarter
Quarter ending December 2017	53	
Quarter ending March 2018	602	↑
Quarter ending June 2018	630	↑
Quarter ending September 2018	532	↓
Quarter ending December 2018	534	→
Variance since December 2017	907.5%	↑



ACTIVITY

Cumulative percentage of contracted UDA delivered 2018 & 2019



Month	Adjusted Scheduled Activity (UDA)	
	2018	2019
April	0	113
May	0	185
June	0	259
July	0	315
August	0	377
September	0	584
October	0	673
November	0	747
December	0	806
January	0	
February	0	
March	461	
April	541	
May	541	
June	541	

QUALITY

	Quantity	Base Number	Contract	AT	Region	England
% of FP17s for the same patient ID Re-attending within 3 months - Children	38	632	6.0%	11.5%	11.3%	11.8%
% of FP17s for the same patient ID Re-attending within 3 months - Adults	1	12	8.3%	14.8%	15.3%	15.6%
% of FP17s for the same patient ID Re-attending between 3 & 9 months - Children	206	632	32.6%	58.3%	61.1%	58.8%
% of FP17s for the same patient ID Re-attending between 3 & 9 months - Adults	3	12	25.0%	49.3%	52.4%	51.0%
% of FP17s for Band 1 Urgent Courses	15	598	2.5%	9.7%	9.5%	9.0%
% of FP17s Relating to Free Repair or Replacements	0	598	0.0%	0.7%	0.7%	0.8%
% of FP17s Relating to Continuations	0	598	0.0%	0.6%	0.8%	0.9%
% of Patients satisfied with the dentistry they have received	0	0	N/A	94.1%	93.1%	93.2%
% of Patients satisfied with the time they had to wait for an appointment	0	0	N/A	87.3%	87.8%	88.3%

* This is based on patients treated on this contract for their most recent course of treatment. Figures in italics indicate the base number of FP17s or Patient Questionnaire responses are less than 100. N/A is shown where the base number of responses is less than 10 during the period. % is calculated as Quantity/Base number*100

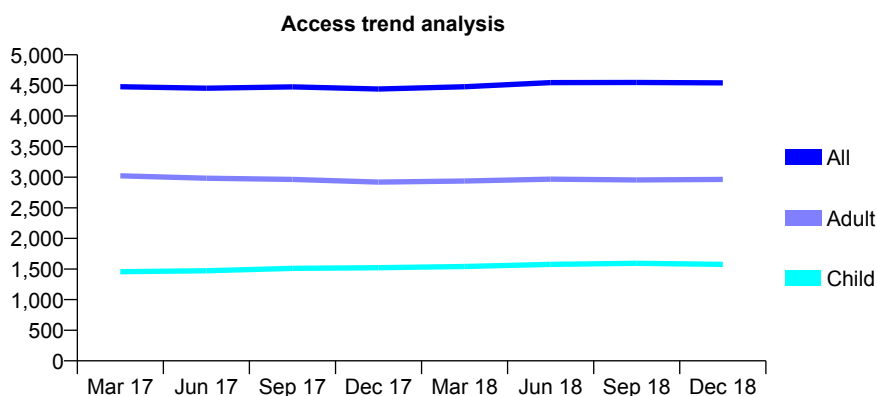
Q69 - Vital Signs At a Glance Contract Report for 103624/0001 - December 2018

Name or company name	CASTLE HILL DENTAL CARE LTD
Contract type name	GDS Contract
Purpose of contract	General
Contract start date	01/08/2012
Contract end date	

18/19 Contracted general activity (UDA)	8,993
Carry forward general activity (UDA)	178
18/19 Contracted orthodontic activity (UOA)	0
Carry forward orthodontic activity (UOA)	0
Baseline contract value	£217,813.60

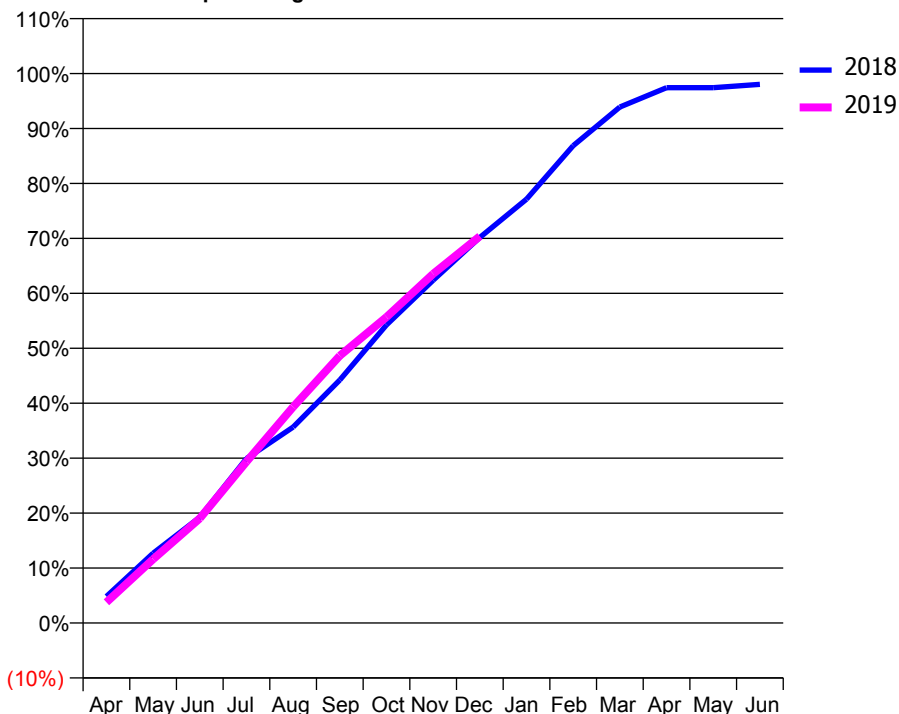
ACCESS*

Patients seen in 24 months	Total	Change since previous quarter
Quarter ending December 2017	4,441	
Quarter ending March 2018	4,479	→
Quarter ending June 2018	4,545	→
Quarter ending September 2018	4,548	→
Quarter ending December 2018	4,541	→
Variance since December 2017	2.3%	↑



ACTIVITY

Cumulative percentage of contracted UDA delivered 2018 & 2019



Month	Adjusted Scheduled Activity (UDA)	
	2018	2019
April	440	339
May	1,153	1,045
June	1,748	1,712
July	2,716	2,639
August	3,236	3,537
September	4,013	4,375
October	4,924	5,008
November	5,661	5,714
December	6,367	6,330
January	7,000	
February	7,882	
March	8,521	
April	8,840	
May	8,840	
June	8,896	

QUALITY

	Quantity	Base Number	Contract	AT	Region	England
% of FP17s for the same patient ID Re-attending within 3 months - Children	98	1,529	6.4%	11.5%	11.3%	11.8%
% of FP17s for the same patient ID Re-attending within 3 months - Adults	375	2,514	14.9%	14.8%	15.3%	15.6%
% of FP17s for the same patient ID Re-attending between 3 & 9 months - Children	695	1,529	45.5%	58.3%	61.1%	58.8%
% of FP17s for the same patient ID Re-attending between 3 & 9 months - Adults	907	2,514	36.1%	49.3%	52.4%	51.0%
% of FP17s for Band 1 Urgent Courses	364	3,731	9.8%	9.7%	9.5%	9.0%
% of FP17s Relating to Free Repair or Replacements	18	3,731	0.5%	0.7%	0.7%	0.8%
% of FP17s Relating to Continuations	16	3,731	0.4%	0.6%	0.8%	0.9%
% of Patients satisfied with the dentistry they have received	1	1	N/A	94.1%	93.1%	93.2%
% of Patients satisfied with the time they had to wait for an appointment	1	1	N/A	87.3%	87.8%	88.3%

* This is based on patients treated on this contract for their most recent course of treatment. Figures in italics indicate the base number of FP17s or Patient Questionnaire responses are less than 100. N/A is shown where the base number of responses is less than 10 during the period. % is calculated as Quantity/Base number*100

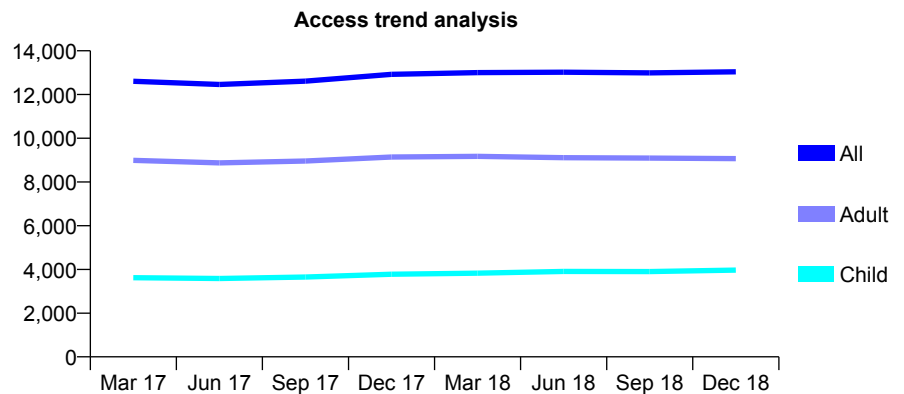
Q69 - Vital Signs At a Glance Contract Report for 104280/0001 - December 2018

Name or company name	BUSBY HOUSE DENTAL LTD
Contract type name	GDS Contract
Purpose of contract	General
Contract start date	01/10/2010
Contract end date	

18/19 Contracted general activity (UDA)	29,407
Carry forward general activity (UDA)	0
18/19 Contracted orthodontic activity (UOA)	0
Carry forward orthodontic activity (UOA)	0
Baseline contract value	£717,142.85

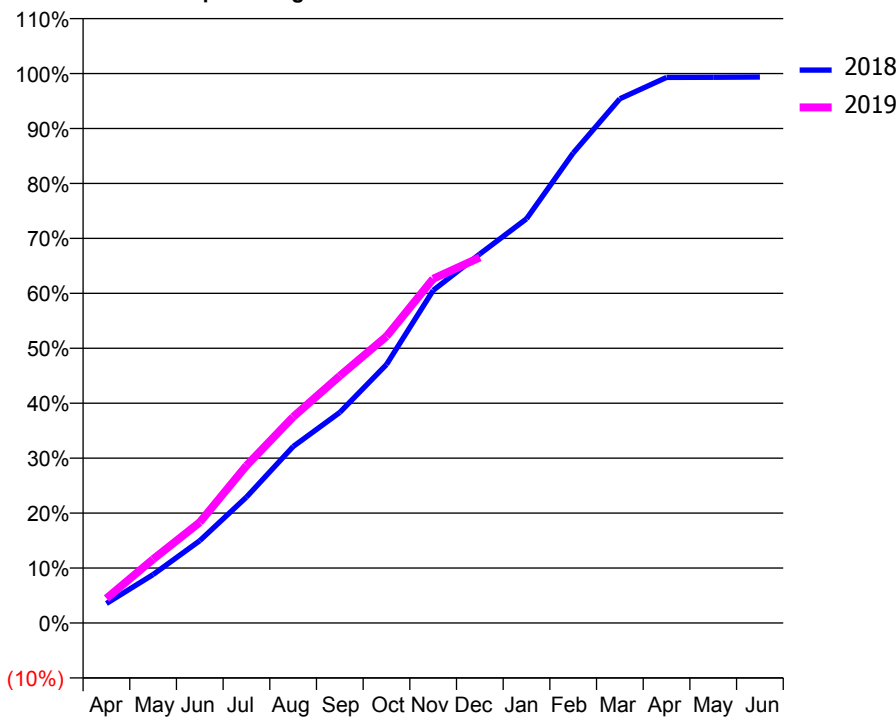
ACCESS*

Patients seen in 24 months	Total	Change since previous quarter
Quarter ending December 2017	12,924	
Quarter ending March 2018	13,004	→
Quarter ending June 2018	13,022	→
Quarter ending September 2018	12,990	→
Quarter ending December 2018	13,040	→
Variance since December 2017	0.9%	→



ACTIVITY

Cumulative percentage of contracted UDA delivered 2018 & 2019



Month	Adjusted Scheduled Activity (UDA)	
	2018	2019
April	1,047	1,316
May	2,597	3,413
June	4,408	5,392
July	6,741	8,421
August	9,442	11,028
September	11,274	13,224
October	13,831	15,340
November	17,803	18,420
December	19,748	19,567
January	21,630	
February	25,150	
March	28,055	
April	29,198	
May	29,205	
June	29,218	

QUALITY

	Quantity	Base Number	Contract	AT	Region	England
% of FP17s for the same patient ID Re-attending within 3 months - Children	336	4,399	7.6%	11.5%	11.3%	11.8%
% of FP17s for the same patient ID Re-attending within 3 months - Adults	1,622	8,898	18.2%	14.8%	15.3%	15.6%
% of FP17s for the same patient ID Re-attending between 3 & 9 months - Children	2,692	4,399	61.2%	58.3%	61.1%	58.8%
% of FP17s for the same patient ID Re-attending between 3 & 9 months - Adults	4,679	8,898	52.6%	49.3%	52.4%	51.0%
% of FP17s for Band 1 Urgent Courses	1,481	11,519	12.9%	9.7%	9.5%	9.0%
% of FP17s Relating to Free Repair or Replacements	80	11,519	0.7%	0.7%	0.7%	0.8%
% of FP17s Relating to Continuations	39	11,519	0.3%	0.6%	0.8%	0.9%
% of Patients satisfied with the dentistry they have received	5	5	N/A	94.1%	93.1%	93.2%
% of Patients satisfied with the time they had to wait for an appointment	5	5	N/A	87.3%	87.8%	88.3%

* This is based on patients treated on this contract for their most recent course of treatment. Figures in italics indicate the base number of FP17s or Patient Questionnaire responses are less than 100. N/A is shown where the base number of responses is less than 10 during the period. % is calculated as Quantity/Base number*100

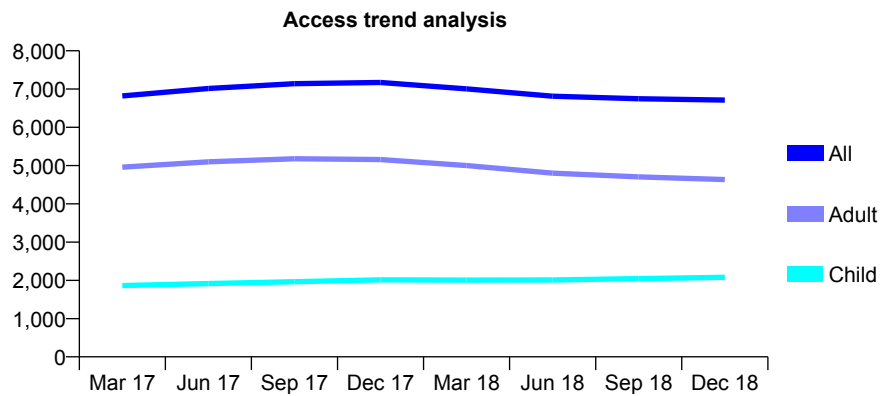
Q69 - Vital Signs At a Glance Contract Report for 104345/0001 - December 2018

Name or company name	Michael Fahami LTD
Contract type name	GDS Contract
Purpose of contract	General
Contract start date	01/08/2010
Contract end date	

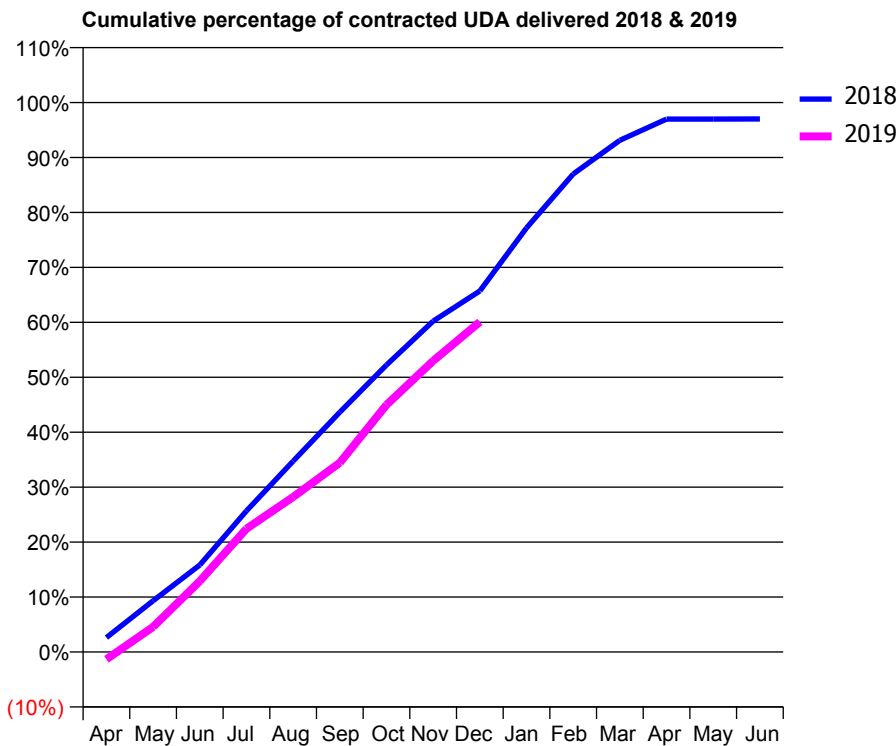
18/19 Contracted general activity (UDA)	14,700
Carry forward general activity (UDA)	462
18/19 Contracted orthodontic activity (UOA)	0
Carry forward orthodontic activity (UOA)	0
Baseline contract value	£365,112.49

ACCESS*

Patients seen in 24 months	Total	Change since previous quarter
Quarter ending December 2017	7,171	
Quarter ending March 2018	7,006	↓
Quarter ending June 2018	6,812	↓
Quarter ending September 2018	6,747	→
Quarter ending December 2018	6,712	→
Variance since December 2017	(6.4%)	↓



ACTIVITY



Month	Adjusted Scheduled Activity (UDA)	
	2018	2019
April	407	-196
May	1,437	674
June	2,440	1,897
July	3,954	3,299
August	5,350	4,147
September	6,722	5,064
October	8,045	6,611
November	9,275	7,791
December	10,119	8,830
January	11,888	
February	13,396	
March	14,340	
April	14,935	
May	14,934	
June	14,938	

QUALITY

	Quantity	Base Number	Contract	AT	Region	England
% of FP17s for the same patient ID Re-attending within 3 months - Children	164	2,287	7.2%	11.5%	11.3%	11.8%
% of FP17s for the same patient ID Re-attending within 3 months - Adults	498	4,145	12.0%	14.8%	15.3%	15.6%
% of FP17s for the same patient ID Re-attending between 3 & 9 months - Children	1,336	2,287	58.4%	58.3%	61.1%	58.8%
% of FP17s for the same patient ID Re-attending between 3 & 9 months - Adults	2,276	4,145	54.9%	49.3%	52.4%	51.0%
% of FP17s for Band 1 Urgent Courses	393	5,587	7.0%	9.7%	9.5%	9.0%
% of FP17s Relating to Free Repair or Replacements	25	5,587	0.4%	0.7%	0.7%	0.8%
% of FP17s Relating to Continuations	6	5,587	0.1%	0.6%	0.8%	0.9%
% of Patients satisfied with the dentistry they have received	2	2	N/A	94.1%	93.1%	93.2%
% of Patients satisfied with the time they had to wait for an appointment	1	2	N/A	87.3%	87.8%	88.3%

* This is based on patients treated on this contract for their most recent course of treatment. Figures in italics indicate the base number of FP17s or Patient Questionnaire responses are less than 100. N/A is shown where the base number of responses is less than 10 during the period. % is calculated as Quantity/Base number*100

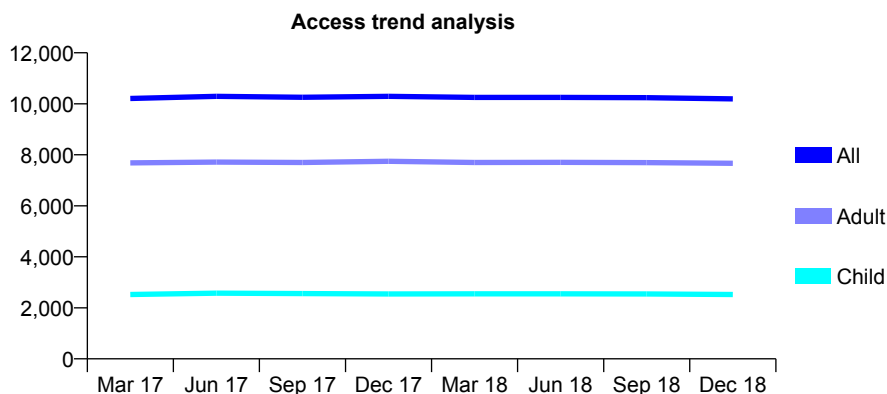
Q69 - Vital Signs At a Glance Contract Report for 105961/0001 - December 2018

Name or company name	Roundshill Dental Practice
Contract type name	GDS Contract
Purpose of contract	General
Contract start date	01/04/2006
Contract end date	

18/19 Contracted general activity (UDA)	22,935
Carry forward general activity (UDA)	0
18/19 Contracted orthodontic activity (UOA)	0
Carry forward orthodontic activity (UOA)	0
Baseline contract value	£596,135.01

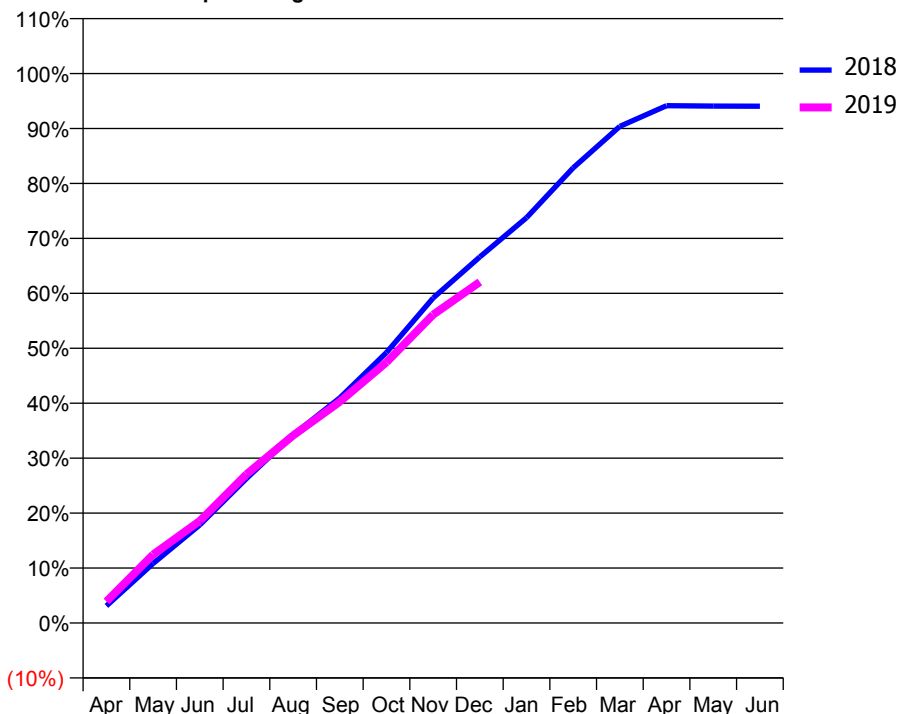
ACCESS*

Patients seen in 24 months	Total	Change since previous quarter
Quarter ending December 2017	10,293	
Quarter ending March 2018	10,250	→
Quarter ending June 2018	10,252	→
Quarter ending September 2018	10,242	→
Quarter ending December 2018	10,193	→
Variance since December 2017	(1.0%)	→



ACTIVITY

Cumulative percentage of contracted UDA delivered 2018 & 2019



Month	Adjusted Scheduled Activity (UDA)	
	2018	2019
April	716	900
May	2,486	2,855
June	4,095	4,259
July	6,030	6,206
August	7,855	7,829
September	9,400	9,238
October	11,292	10,883
November	13,564	12,868
December	15,281	14,236
January	16,917	
February	19,001	
March	20,728	
April	21,594	
May	21,574	
June	21,571	

QUALITY

	Quantity	Base Number	Contract	AT	Region	England
% of FP17s for the same patient ID Re-attending within 3 months - Children	142	2,444	5.8%	11.5%	11.3%	11.8%
% of FP17s for the same patient ID Re-attending within 3 months - Adults	842	7,031	12.0%	14.8%	15.3%	15.6%
% of FP17s for the same patient ID Re-attending between 3 & 9 months - Children	1,373	2,444	56.2%	58.3%	61.1%	58.8%
% of FP17s for the same patient ID Re-attending between 3 & 9 months - Adults	3,274	7,031	46.6%	49.3%	52.4%	51.0%
% of FP17s for Band 1 Urgent Courses	902	8,982	10.0%	9.7%	9.5%	9.0%
% of FP17s Relating to Free Repair or Replacements	76	8,982	0.8%	0.7%	0.7%	0.8%
% of FP17s Relating to Continuations	38	8,982	0.4%	0.6%	0.8%	0.9%
% of Patients satisfied with the dentistry they have received	11	11	100.0%	94.1%	93.1%	93.2%
% of Patients satisfied with the time they had to wait for an appointment	10	11	90.9%	87.3%	87.8%	88.3%

* This is based on patients treated on this contract for their most recent course of treatment. Figures in italics indicate the base number of FP17s or Patient Questionnaire responses are less than 100. N/A is shown where the base number of responses is less than 10 during the period. % is calculated as Quantity/Base number*100

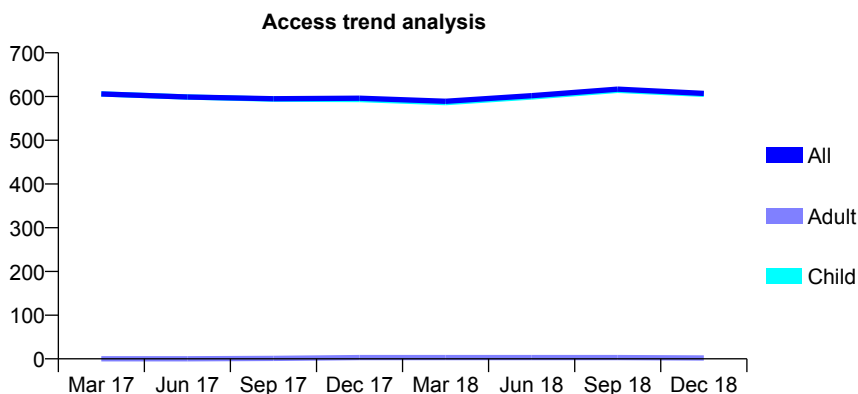
Q69 - Vital Signs At a Glance Contract Report for 108715/0001 - December 2018

Name or company name	Williams and Sanghera Dental Practice
Contract type name	GDS Contract
Purpose of contract	General
Contract start date	01/11/2014
Contract end date	

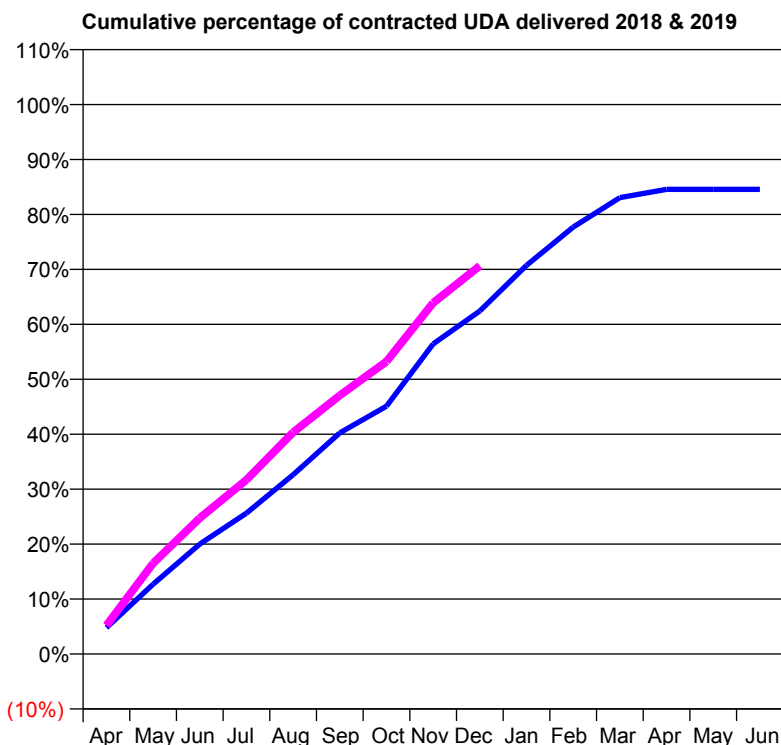
18/19 Contracted general activity (UDA)	1,305
Carry forward general activity (UDA)	0
18/19 Contracted orthodontic activity (UOA)	0
Carry forward orthodontic activity (UOA)	0
Baseline contract value	£24,152.08

ACCESS*

Patients seen in 24 months	Total	Change since previous quarter
Quarter ending December 2017	596	
Quarter ending March 2018	589	↓
Quarter ending June 2018	602	↑
Quarter ending September 2018	617	↑
Quarter ending December 2018	607	↓
Variance since December 2017	1.8%	→



ACTIVITY



Month	Adjusted Scheduled Activity (UDA)	
	2018	2019
April	68	68
May	181	216
June	285	323
July	365	414
August	465	527
September	573	614
October	643	695
November	804	834
December	890	922
January	1,008	
February	1,107	
March	1,184	
April	1,205	
May	1,205	
June	1,205	

QUALITY

	Quantity	Base Number	Contract	AT	Region	England
% of FP17s for the same patient ID Re-attending within 3 months - Children	35	734	4.8%	11.5%	11.3%	11.8%
% of FP17s for the same patient ID Re-attending within 3 months - Adults	0	0	N/A	14.8%	15.3%	15.6%
% of FP17s for the same patient ID Re-attending between 3 & 9 months - Children	557	734	75.9%	58.3%	61.1%	58.8%
% of FP17s for the same patient ID Re-attending between 3 & 9 months - Adults	0	0	N/A	49.3%	52.4%	51.0%
% of FP17s for Band 1 Urgent Courses	15	717	2.1%	9.7%	9.5%	9.0%
% of FP17s Relating to Free Repair or Replacements	0	717	0.0%	0.7%	0.7%	0.8%
% of FP17s Relating to Continuations	0	717	0.0%	0.6%	0.8%	0.9%
% of Patients satisfied with the dentistry they have received	0	0	N/A	94.1%	93.1%	93.2%
% of Patients satisfied with the time they had to wait for an appointment	0	0	N/A	87.3%	87.8%	88.3%

* This is based on patients treated on this contract for their most recent course of treatment. Figures in italics indicate the base number of FP17s or Patient Questionnaire responses are less than 100. N/A is shown where the base number of responses is less than 10 during the period. % is calculated as Quantity/Base number*100

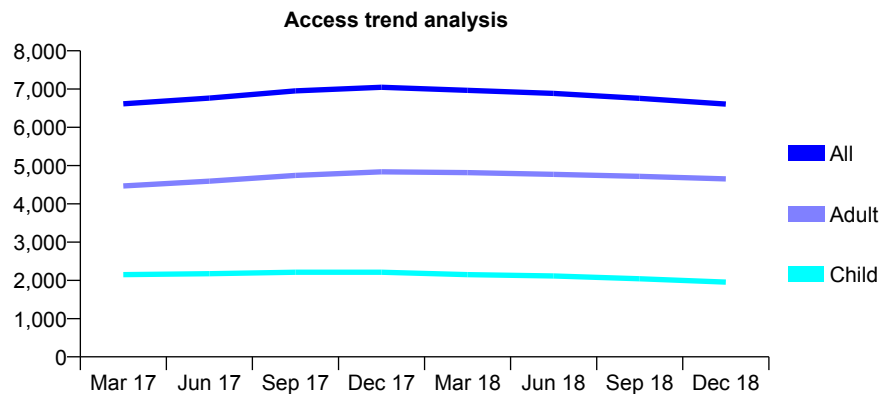
Q69 - Vital Signs At a Glance Contract Report for 111945/0001 - December 2018

Name or company name	Gloucester House Dental Practice
Contract type name	GDS Contract
Purpose of contract	General
Contract start date	01/02/2016
Contract end date	

18/19 Contracted general activity (UDA)	19,387
Carry forward general activity (UDA)	-121
18/19 Contracted orthodontic activity (UOA)	0
Carry forward orthodontic activity (UOA)	0
Baseline contract value	£576,526.81

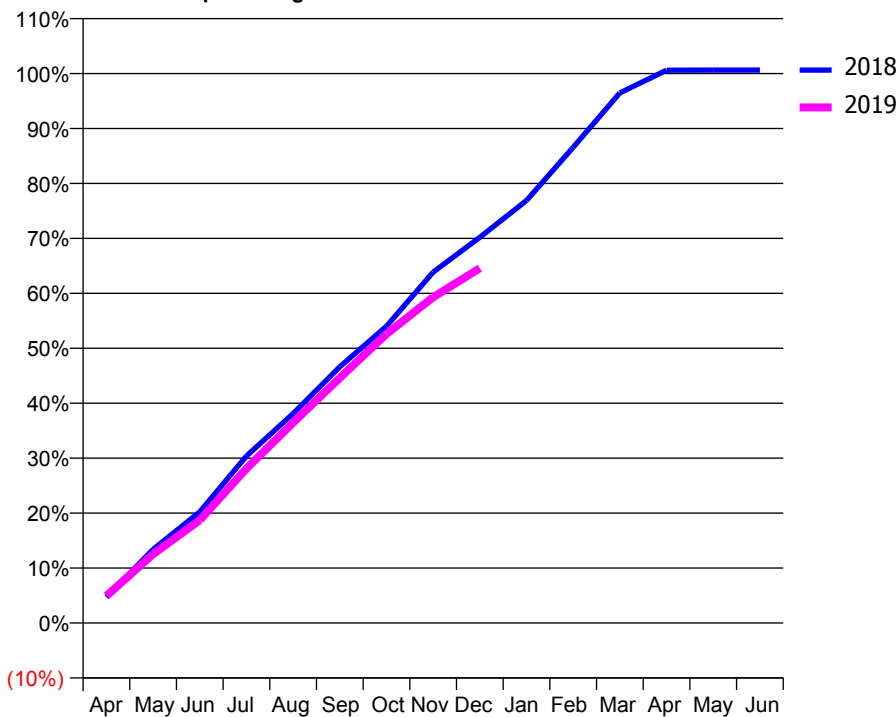
ACCESS*

Patients seen in 24 months	Total	Change since previous quarter
Quarter ending December 2017	7,048	
Quarter ending March 2018	6,965	↓
Quarter ending June 2018	6,886	↓
Quarter ending September 2018	6,759	↓
Quarter ending December 2018	6,607	↓
Variance since December 2017	(6.3%)	↓



ACTIVITY

Cumulative percentage of contracted UDA delivered 2018 & 2019



Month	Adjusted Scheduled Activity (UDA)	
	2018	2019
April	909	959
May	2,597	2,432
June	3,923	3,631
July	5,894	5,453
August	7,390	7,067
September	9,040	8,650
October	10,472	10,196
November	12,380	11,494
December	13,606	12,515
January	14,905	
February	16,785	
March	18,702	
April	19,501	
May	19,506	
June	19,508	

QUALITY

	Quantity	Base Number	Contract	AT	Region	England
% of FP17s for the same patient ID Re-attending within 3 months - Children	211	2,505	8.4%	11.5%	11.3%	11.8%
% of FP17s for the same patient ID Re-attending within 3 months - Adults	815	5,582	14.6%	14.8%	15.3%	15.6%
% of FP17s for the same patient ID Re-attending between 3 & 9 months - Children	1,957	2,505	78.1%	58.3%	61.1%	58.8%
% of FP17s for the same patient ID Re-attending between 3 & 9 months - Adults	3,977	5,582	71.2%	49.3%	52.4%	51.0%
% of FP17s for Band 1 Urgent Courses	537	7,627	7.0%	9.7%	9.5%	9.0%
% of FP17s Relating to Free Repair or Replacements	77	7,627	1.0%	0.7%	0.7%	0.8%
% of FP17s Relating to Continuations	45	7,627	0.6%	0.6%	0.8%	0.9%
% of Patients satisfied with the dentistry they have received	0	0	N/A	94.1%	93.1%	93.2%
% of Patients satisfied with the time they had to wait for an appointment	0	0	N/A	87.3%	87.8%	88.3%

* This is based on patients treated on this contract for their most recent course of treatment. Figures in italics indicate the base number of FP17s or Patient Questionnaire responses are less than 100. N/A is shown where the base number of responses is less than 10 during the period. % is calculated as Quantity/Base number*100

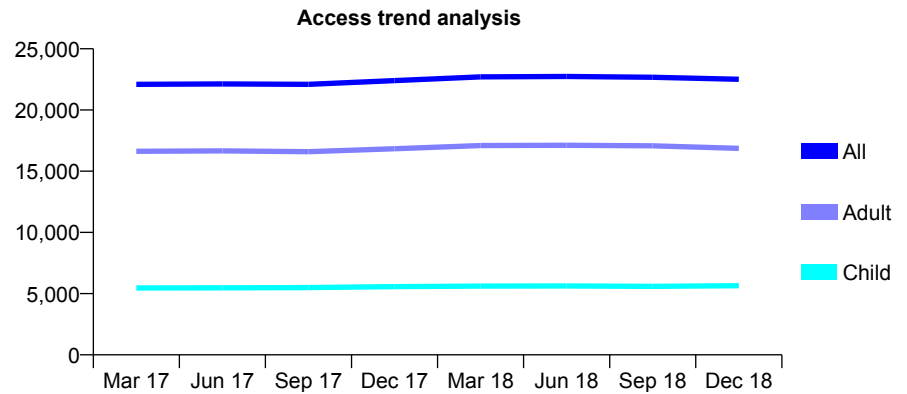
Q69 - Vital Signs At a Glance Contract Report for 111988/0001 - December 2018

Name or company name	OXFORD DENTAL CARE LTD
Contract type name	GDS Contract
Purpose of contract	General
Contract start date	01/04/2009
Contract end date	

18/19 Contracted general activity (UDA)	56,758
Carry forward general activity (UDA)	389
18/19 Contracted orthodontic activity (UOA)	0
Carry forward orthodontic activity (UOA)	0
Baseline contract value	£1,487,614.70

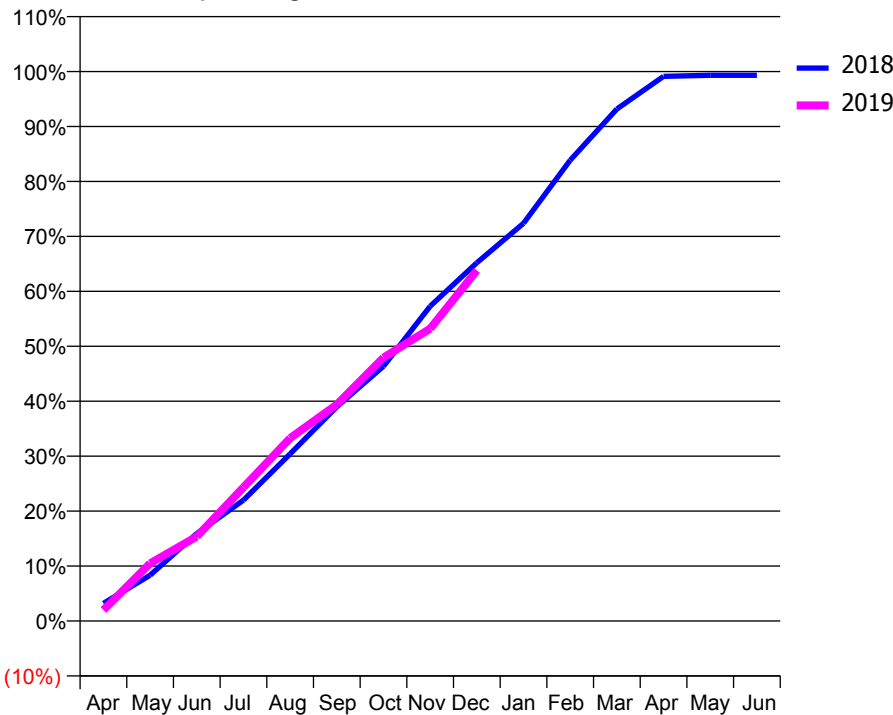
ACCESS*

Patients seen in 24 months	Total	Change since previous quarter
Quarter ending December 2017	22,405	
Quarter ending March 2018	22,710	→
Quarter ending June 2018	22,739	→
Quarter ending September 2018	22,677	→
Quarter ending December 2018	22,506	→
Variance since December 2017	0.5%	→



ACTIVITY

Cumulative percentage of contracted UDA delivered 2018 & 2019



Month	Adjusted Scheduled Activity (UDA)	
	2018	2019
April	1,823	1,133
May	4,731	5,957
June	9,043	8,720
July	12,487	13,814
August	17,263	18,893
September	22,124	22,366
October	26,319	27,205
November	32,515	30,201
December	37,009	36,217
January	41,073	
February	47,598	
March	52,878	
April	56,259	
May	56,369	
June	56,369	

QUALITY

	Quantity	Base Number	Contract	AT	Region	England
% of FP17s for the same patient ID Re-attending within 3 months - Children	446	5,634	7.9%	11.5%	11.3%	11.8%
% of FP17s for the same patient ID Re-attending within 3 months - Adults	2,560	15,321	16.7%	14.8%	15.3%	15.6%
% of FP17s for the same patient ID Re-attending between 3 & 9 months - Children	2,980	5,634	52.9%	58.3%	61.1%	58.8%
% of FP17s for the same patient ID Re-attending between 3 & 9 months - Adults	7,248	15,321	47.3%	49.3%	52.4%	51.0%
% of FP17s for Band 1 Urgent Courses	2,588	18,586	13.9%	9.7%	9.5%	9.0%
% of FP17s Relating to Free Repair or Replacements	248	18,586	1.3%	0.7%	0.7%	0.8%
% of FP17s Relating to Continuations	115	18,586	0.6%	0.6%	0.8%	0.9%
% of Patients satisfied with the dentistry they have received	6	7	N/A	94.1%	93.1%	93.2%
% of Patients satisfied with the time they had to wait for an appointment	5	7	N/A	87.3%	87.8%	88.3%

* This is based on patients treated on this contract for their most recent course of treatment. Figures in italics indicate the base number of FP17s or Patient Questionnaire responses are less than 100. N/A is shown where the base number of responses is less than 10 during the period. % is calculated as Quantity/Base number*100

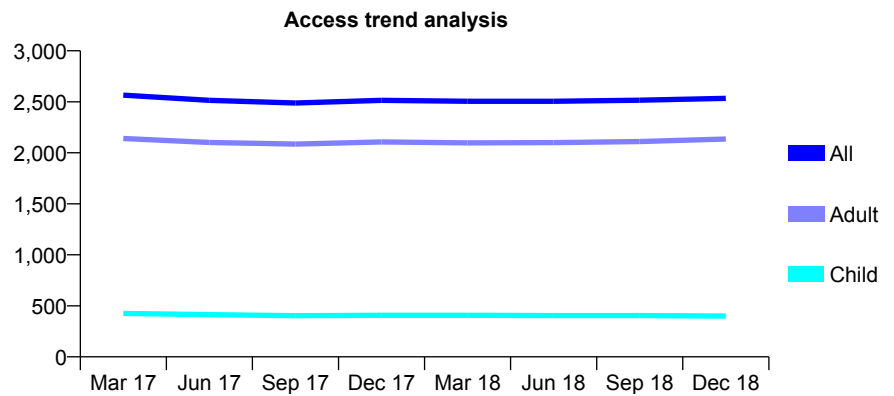
Q69 - Vital Signs At a Glance Contract Report for 113735/0001 - December 2018

Name or company name	E. Leondaki Ltd
Contract type name	GDS Contract
Purpose of contract	General
Contract start date	01/04/2009
Contract end date	

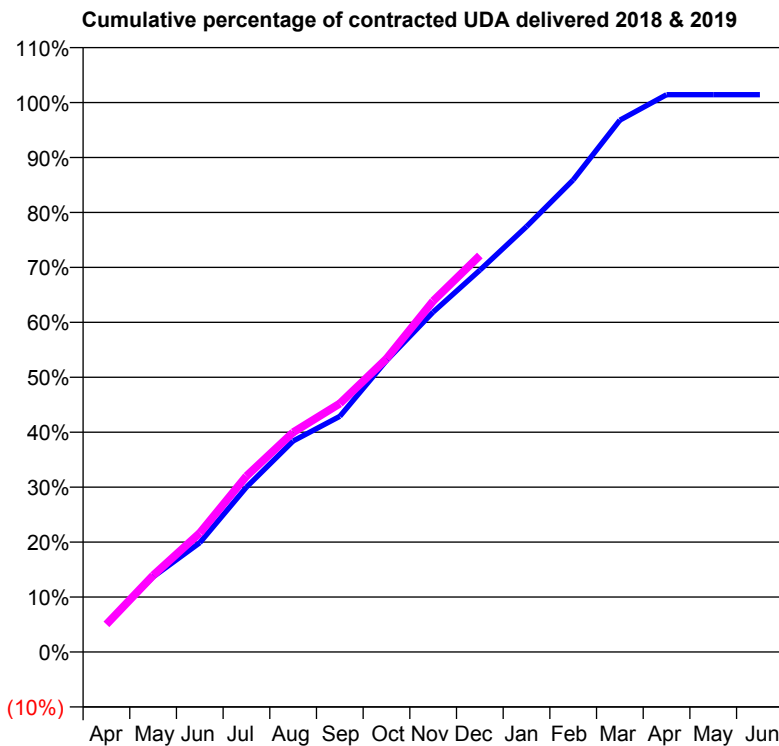
18/19 Contracted general activity (UDA)	8,160
Carry forward general activity (UDA)	-116
18/19 Contracted orthodontic activity (UOA)	0
Carry forward orthodontic activity (UOA)	0
Baseline contract value	£207,269.84

ACCESS*

Patients seen in 24 months	Total	Change since previous quarter
Quarter ending December 2017	2,514	
Quarter ending March 2018	2,505	→
Quarter ending June 2018	2,505	→
Quarter ending September 2018	2,516	→
Quarter ending December 2018	2,534	→
Variance since December 2017	0.8%	→



ACTIVITY



Month	Adjusted Scheduled Activity (UDA)	
	2018	2019
April	425	411
May	1,116	1,138
June	1,622	1,766
July	2,448	2,613
August	3,134	3,263
September	3,500	3,689
October	4,328	4,356
November	5,049	5,213
December	5,670	5,888
January	6,317	
February	7,011	
March	7,897	
April	8,277	
May	8,277	
June	8,277	

QUALITY

	Quantity	Base Number	Contract	AT	Region	England
% of FP17s for the same patient ID Re-attending within 3 months - Children	42	512	8.2%	11.5%	11.3%	11.8%
% of FP17s for the same patient ID Re-attending within 3 months - Adults	325	2,651	12.3%	14.8%	15.3%	15.6%
% of FP17s for the same patient ID Re-attending between 3 & 9 months - Children	352	512	68.8%	58.3%	61.1%	58.8%
% of FP17s for the same patient ID Re-attending between 3 & 9 months - Adults	1,753	2,651	66.1%	49.3%	52.4%	51.0%
% of FP17s for Band 1 Urgent Courses	129	3,017	4.3%	9.7%	9.5%	9.0%
% of FP17s Relating to Free Repair or Replacements	30	3,017	1.0%	0.7%	0.7%	0.8%
% of FP17s Relating to Continuations	43	3,017	1.4%	0.6%	0.8%	0.9%
% of Patients satisfied with the dentistry they have received	4	4	N/A	94.1%	93.1%	93.2%
% of Patients satisfied with the time they had to wait for an appointment	3	4	N/A	87.3%	87.8%	88.3%

* This is based on patients treated on this contract for their most recent course of treatment. Figures in italics indicate the base number of FP17s or Patient Questionnaire responses are less than 100. N/A is shown where the base number of responses is less than 10 during the period. % is calculated as Quantity/Base number*100

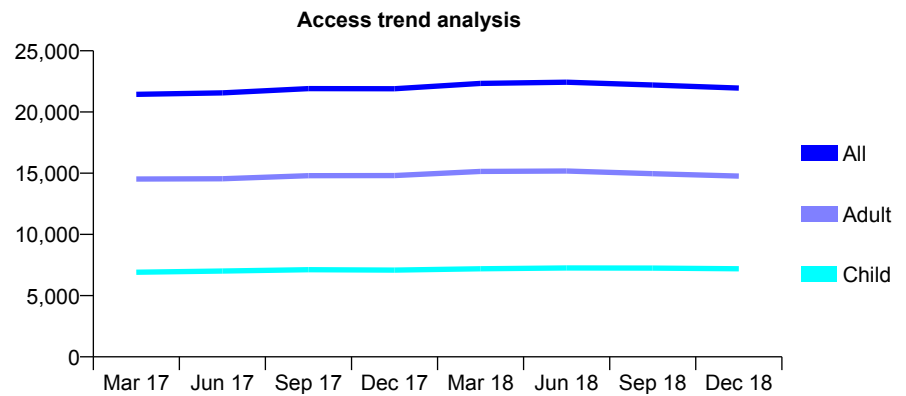
Q69 - Vital Signs At a Glance Contract Report for 113913/0001 - December 2018

Name or company name	Eastgate Dental Centre LTD
Contract type name	GDS Contract
Purpose of contract	General
Contract start date	01/11/2012
Contract end date	

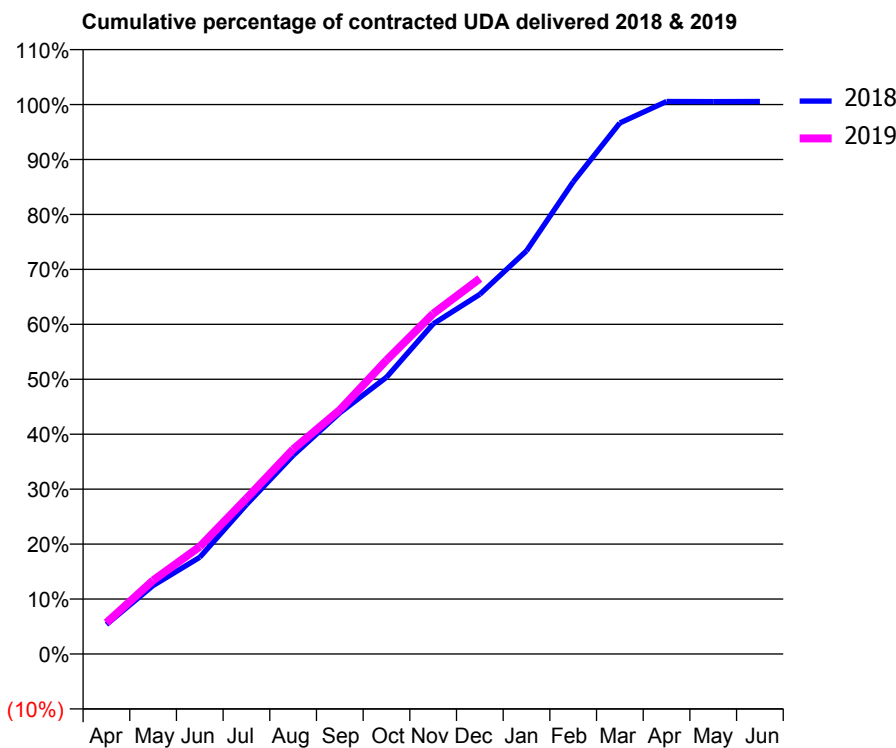
18/19 Contracted general activity (UDA)	43,213
Carry forward general activity (UDA)	-232
18/19 Contracted orthodontic activity (UOA)	0
Carry forward orthodontic activity (UOA)	0
Baseline contract value	£1,122,109.08

ACCESS*

Patients seen in 24 months	Total	Change since previous quarter
Quarter ending December 2017	21,905	
Quarter ending March 2018	22,340	→
Quarter ending June 2018	22,433	→
Quarter ending September 2018	22,204	↓
Quarter ending December 2018	21,957	↓
Variance since December 2017	0.2%	→



ACTIVITY



Month	Adjusted Scheduled Activity (UDA)	
	2018	2019
April	2,303	2,462
May	5,335	5,791
June	7,532	8,450
July	11,635	12,231
August	15,475	16,100
September	18,782	19,197
October	21,554	23,106
November	25,717	26,768
December	28,018	29,529
January	31,400	
February	36,776	
March	41,364	
April	43,037	
May	43,029	
June	43,033	

QUALITY

	Quantity	Base Number	Contract	AT	Region	England
% of FP17s for the same patient ID Re-attending within 3 months - Children	622	7,619	8.2%	11.5%	11.3%	11.8%
% of FP17s for the same patient ID Re-attending within 3 months - Adults	1,695	12,492	13.6%	14.8%	15.3%	15.6%
% of FP17s for the same patient ID Re-attending between 3 & 9 months - Children	4,598	7,619	60.3%	58.3%	61.1%	58.8%
% of FP17s for the same patient ID Re-attending between 3 & 9 months - Adults	6,009	12,492	48.1%	49.3%	52.4%	51.0%
% of FP17s for Band 1 Urgent Courses	2,601	18,547	14.0%	9.7%	9.5%	9.0%
% of FP17s Relating to Free Repair or Replacements	62	18,547	0.3%	0.7%	0.7%	0.8%
% of FP17s Relating to Continuations	9	18,547	0.0%	0.6%	0.8%	0.9%
% of Patients satisfied with the dentistry they have received	6	6	N/A	94.1%	93.1%	93.2%
% of Patients satisfied with the time they had to wait for an appointment	5	6	N/A	87.3%	87.8%	88.3%

* This is based on patients treated on this contract for their most recent course of treatment. Figures in italics indicate the base number of FP17s or Patient Questionnaire responses are less than 100. N/A is shown where the base number of responses is less than 10 during the period. % is calculated as Quantity/Base number*100

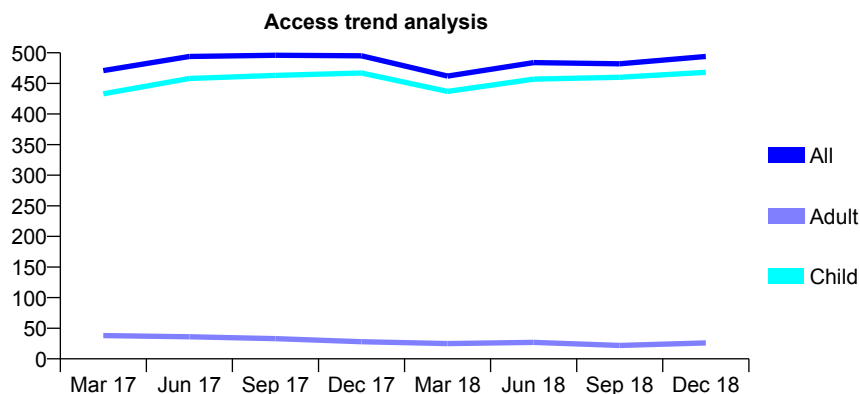
Q69 - Vital Signs At a Glance Contract Report for 114502/0001 - December 2018

Name or company name	Oakthorpe Dental
Contract type name	GDS Contract
Purpose of contract	General
Contract start date	01/04/2012
Contract end date	

18/19 Contracted general activity (UDA)	556
Carry forward general activity (UDA)	-11
18/19 Contracted orthodontic activity (UOA)	0
Carry forward orthodontic activity (UOA)	0
Baseline contract value	£15,443.30

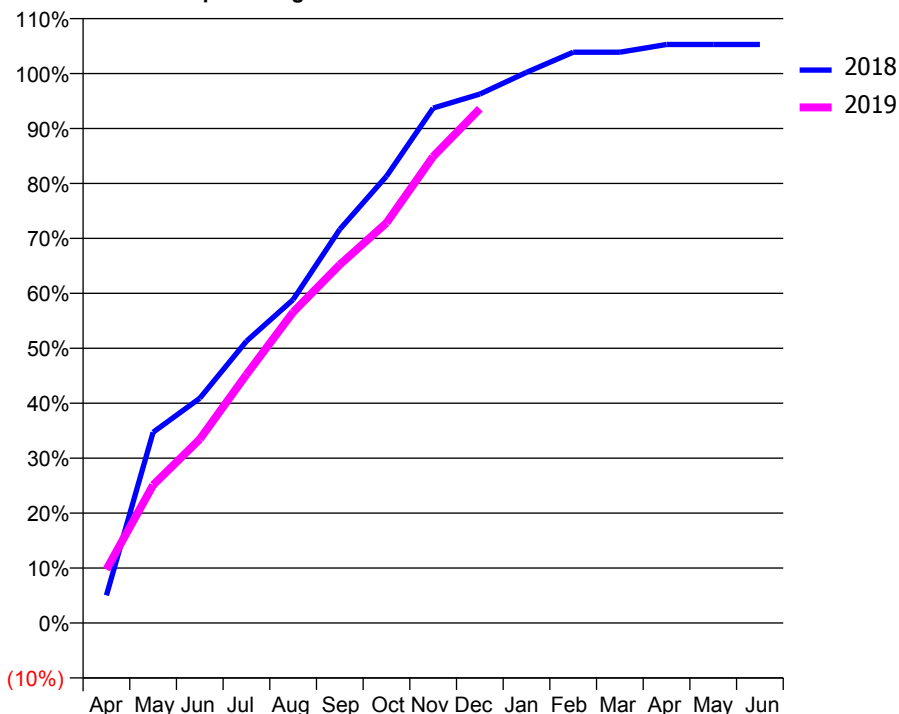
ACCESS*

Patients seen in 24 months	Total	Change since previous quarter
Quarter ending December 2017	495	
Quarter ending March 2018	462	↓
Quarter ending June 2018	484	↑
Quarter ending September 2018	482	→
Quarter ending December 2018	494	↑
Variance since December 2017	(0.2%)	→



ACTIVITY

Cumulative percentage of contracted UDA delivered 2018 & 2019



Month	Adjusted Scheduled Activity (UDA)	
	2018	2019
April	28	54
May	193	140
June	227	186
July	285	251
August	327	315
September	398	363
October	452	405
November	521	472
December	535	520
January	557	
February	578	
March	578	
April	585	
May	585	
June	585	

QUALITY

	Quantity	Base Number	Contract	AT	Region	England
% of FP17s for the same patient ID Re-attending within 3 months - Children	21	437	4.8%	11.5%	11.3%	11.8%
% of FP17s for the same patient ID Re-attending within 3 months - Adults	0	4	0.0%	14.8%	15.3%	15.6%
% of FP17s for the same patient ID Re-attending between 3 & 9 months - Children	106	437	24.3%	58.3%	61.1%	58.8%
% of FP17s for the same patient ID Re-attending between 3 & 9 months - Adults	0	4	0.0%	49.3%	52.4%	51.0%
% of FP17s for Band 1 Urgent Courses	12	426	2.8%	9.7%	9.5%	9.0%
% of FP17s Relating to Free Repair or Replacements	0	426	0.0%	0.7%	0.7%	0.8%
% of FP17s Relating to Continuations	6	426	1.4%	0.6%	0.8%	0.9%
% of Patients satisfied with the dentistry they have received	0	0	N/A	94.1%	93.1%	93.2%
% of Patients satisfied with the time they had to wait for an appointment	0	0	N/A	87.3%	87.8%	88.3%

* This is based on patients treated on this contract for their most recent course of treatment. Figures in italics indicate the base number of FP17s or Patient Questionnaire responses are less than 100. N/A is shown where the base number of responses is less than 10 during the period. % is calculated as Quantity/Base number*100

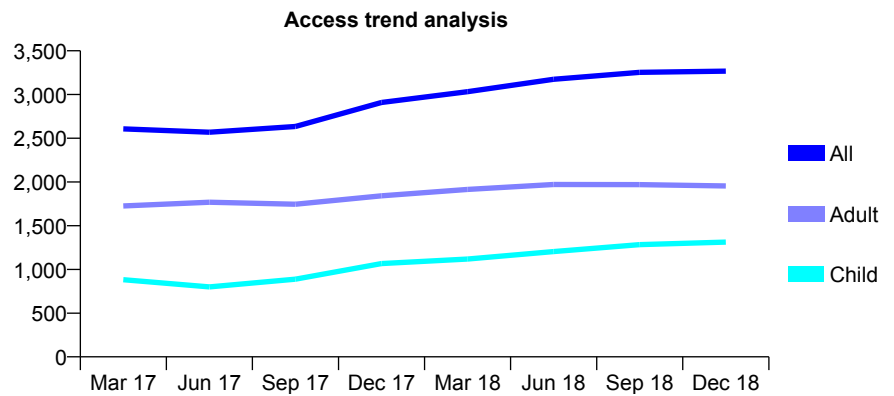
Q69 - Vital Signs At a Glance Contract Report for 114790/0001 - December 2018

Name or company name	GENTLE DENTAL CARE 4U LTD
Contract type name	GDS Contract
Purpose of contract	General
Contract start date	01/12/2012
Contract end date	

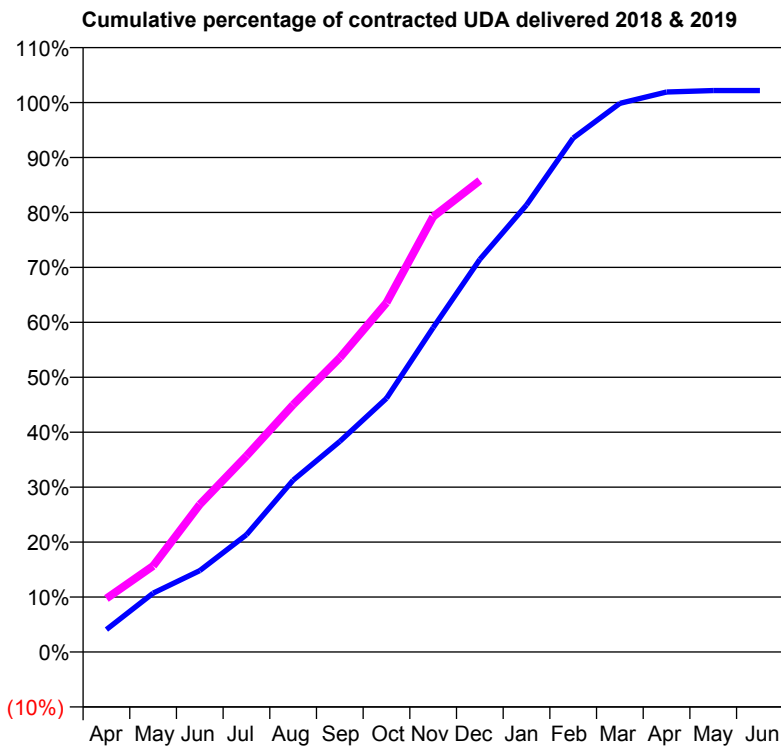
18/19 Contracted general activity (UDA)	6,434
Carry forward general activity (UDA)	-120
18/19 Contracted orthodontic activity (UOA)	0
Carry forward orthodontic activity (UOA)	0
Baseline contract value	£172,038.60

ACCESS*

Patients seen in 24 months	Total	Change since previous quarter
Quarter ending December 2017	2,909	
Quarter ending March 2018	3,032	↑
Quarter ending June 2018	3,175	↑
Quarter ending September 2018	3,254	↑
Quarter ending December 2018	3,267	→
Variance since December 2017	12.3%	↑



ACTIVITY



Month	Adjusted Scheduled Activity (UDA)	
	2018	2019
April	220	627
May	577	1,007
June	798	1,727
July	1,150	2,296
August	1,686	2,895
September	2,066	3,446
October	2,488	4,091
November	3,181	5,097
December	3,851	5,520
January	4,384	
February	5,040	
March	5,381	
April	5,492	
May	5,507	
June	5,507	

QUALITY

	Quantity	Base Number	Contract	AT	Region	England
% of FP17s for the same patient ID Re-attending within 3 months - Children	121	1,695	7.1%	11.5%	11.3%	11.8%
% of FP17s for the same patient ID Re-attending within 3 months - Adults	308	2,059	15.0%	14.8%	15.3%	15.6%
% of FP17s for the same patient ID Re-attending between 3 & 9 months - Children	1,056	1,695	62.3%	58.3%	61.1%	58.8%
% of FP17s for the same patient ID Re-attending between 3 & 9 months - Adults	1,134	2,059	55.1%	49.3%	52.4%	51.0%
% of FP17s for Band 1 Urgent Courses	240	3,121	7.7%	9.7%	9.5%	9.0%
% of FP17s Relating to Free Repair or Replacements	22	3,121	0.7%	0.7%	0.7%	0.8%
% of FP17s Relating to Continuations	10	3,121	0.3%	0.6%	0.8%	0.9%
% of Patients satisfied with the dentistry they have received	2	2	N/A	94.1%	93.1%	93.2%
% of Patients satisfied with the time they had to wait for an appointment	2	2	N/A	87.3%	87.8%	88.3%

* This is based on patients treated on this contract for their most recent course of treatment. Figures in italics indicate the base number of FP17s or Patient Questionnaire responses are less than 100. N/A is shown where the base number of responses is less than 10 during the period. % is calculated as Quantity/Base number*100

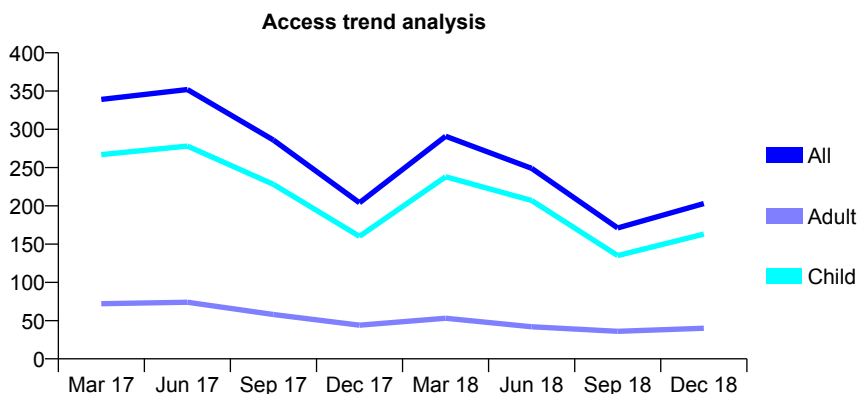
Q69 - Vital Signs At a Glance Contract Report for 115452/0001 - December 2018

Name or company name	Eynsham Dental Care
Contract type name	GDS Contract
Purpose of contract	General
Contract start date	01/09/2012
Contract end date	

18/19 Contracted general activity (UDA)	811
Carry forward general activity (UDA)	0
18/19 Contracted orthodontic activity (UOA)	0
Carry forward orthodontic activity (UOA)	0
Baseline contract value	£19,635.40

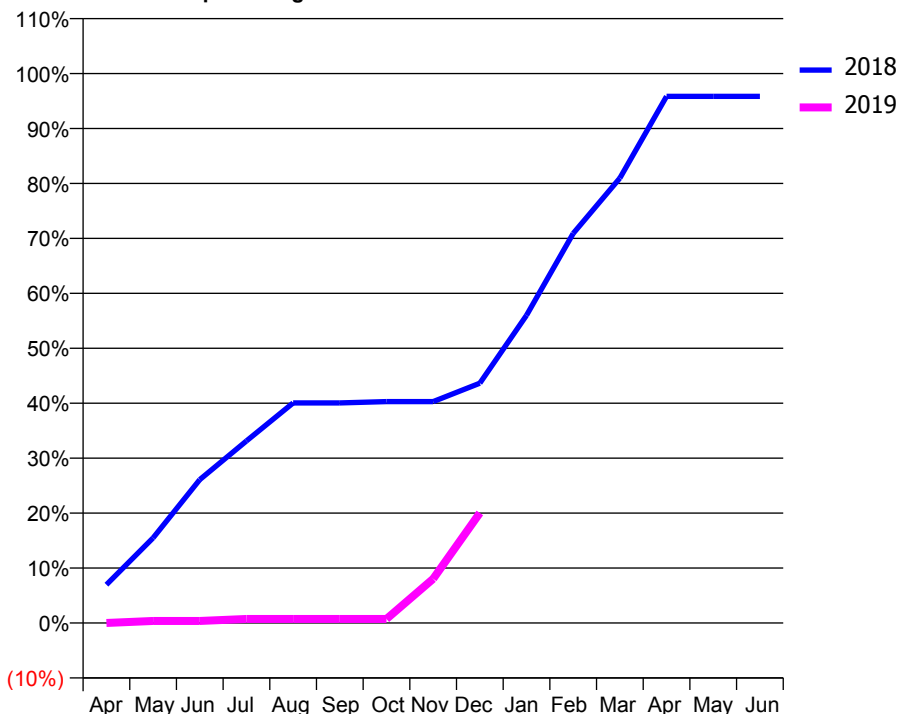
ACCESS*

Patients seen in 24 months	Total	Change since previous quarter
Quarter ending December 2017	204	
Quarter ending March 2018	291	↑
Quarter ending June 2018	249	↓
Quarter ending September 2018	171	↓
Quarter ending December 2018	203	↑
Variance since December 2017	(0.5%)	→



ACTIVITY

Cumulative percentage of contracted UDA delivered 2018 & 2019



Month	Adjusted Scheduled Activity (UDA)	
	2018	2019
April	57	0
May	126	3
June	212	3
July	269	6
August	325	6
September	325	6
October	327	6
November	327	65
December	354	162
January	454	
February	575	
March	657	
April	777	
May	777	
June	777	

QUALITY

	Quantity	Base Number	Contract	AT	Region	England
% of FP17s for the same patient ID Re-attending within 3 months - Children	4	181	2.2%	11.5%	11.3%	11.8%
% of FP17s for the same patient ID Re-attending within 3 months - Adults	2	23	8.7%	14.8%	15.3%	15.6%
% of FP17s for the same patient ID Re-attending between 3 & 9 months - Children	4	181	2.2%	58.3%	61.1%	58.8%
% of FP17s for the same patient ID Re-attending between 3 & 9 months - Adults	3	23	13.0%	49.3%	52.4%	51.0%
% of FP17s for Band 1 Urgent Courses	2	125	1.6%	9.7%	9.5%	9.0%
% of FP17s Relating to Free Repair or Replacements	0	125	0.0%	0.7%	0.7%	0.8%
% of FP17s Relating to Continuations	0	125	0.0%	0.6%	0.8%	0.9%
% of Patients satisfied with the dentistry they have received	0	0	N/A	94.1%	93.1%	93.2%
% of Patients satisfied with the time they had to wait for an appointment	0	0	N/A	87.3%	87.8%	88.3%

* This is based on patients treated on this contract for their most recent course of treatment. Figures in italics indicate the base number of FP17s or Patient Questionnaire responses are less than 100. N/A is shown where the base number of responses is less than 10 during the period. % is calculated as Quantity/Base number*100

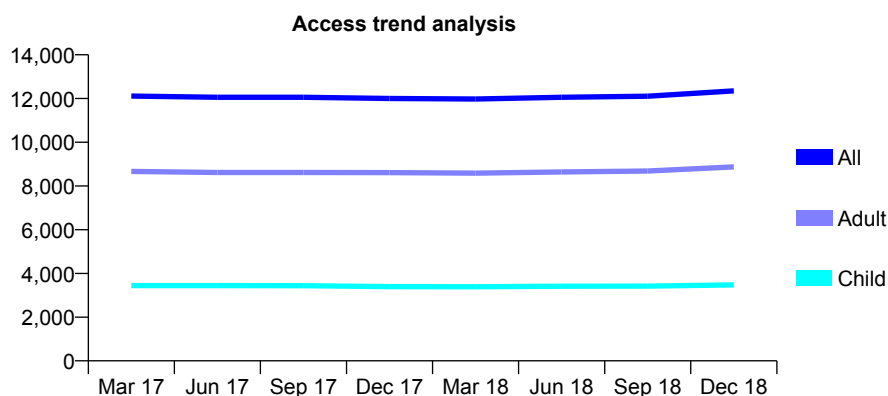
Q69 - Vital Signs At a Glance Contract Report for 115622/0001 - December 2018

Name or company name	Greytown Dental Practice
Contract type name	GDS Contract
Purpose of contract	General
Contract start date	01/04/2006
Contract end date	

18/19 Contracted general activity (UDA)	35,605
Carry forward general activity (UDA)	1,297
18/19 Contracted orthodontic activity (UOA)	0
Carry forward orthodontic activity (UOA)	0
Baseline contract value	£880,801.10

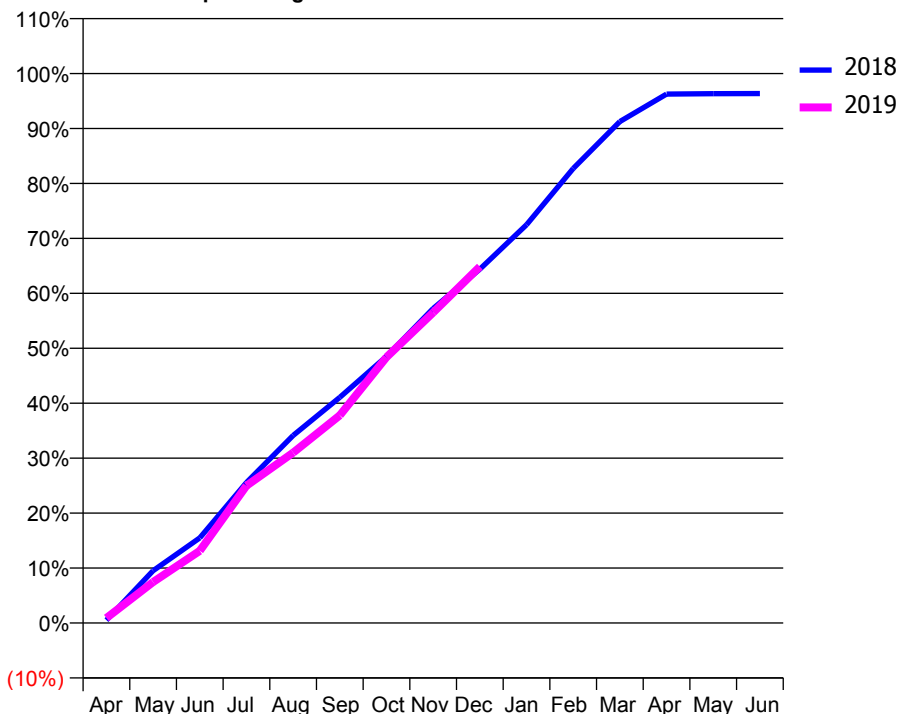
ACCESS*

Patients seen in 24 months	Total	Change since previous quarter
Quarter ending December 2017	12,002	
Quarter ending March 2018	11,976	→
Quarter ending June 2018	12,055	→
Quarter ending September 2018	12,105	→
Quarter ending December 2018	12,350	↑
Variance since December 2017	2.9%	↑



ACTIVITY

Cumulative percentage of contracted UDA delivered 2018 & 2019



Month	Adjusted Scheduled Activity (UDA)	
	2018	2019
April	189	320
May	3,393	2,660
June	5,519	4,678
July	9,106	8,892
August	12,150	11,036
September	14,622	13,457
October	17,276	17,224
November	20,380	20,117
December	22,923	23,087
January	25,801	
February	29,451	
March	32,488	
April	34,272	
May	34,298	
June	34,307	

QUALITY

	Quantity	Base Number	Contract	AT	Region	England
% of FP17s for the same patient ID Re-attending within 3 months - Children	224	4,483	5.0%	11.5%	11.3%	11.8%
% of FP17s for the same patient ID Re-attending within 3 months - Adults	1,084	9,869	11.0%	14.8%	15.3%	15.6%
% of FP17s for the same patient ID Re-attending between 3 & 9 months - Children	3,018	4,483	67.3%	58.3%	61.1%	58.8%
% of FP17s for the same patient ID Re-attending between 3 & 9 months - Adults	5,254	9,869	53.2%	49.3%	52.4%	51.0%
% of FP17s for Band 1 Urgent Courses	1,134	13,334	8.5%	9.7%	9.5%	9.0%
% of FP17s Relating to Free Repair or Replacements	72	13,334	0.5%	0.7%	0.7%	0.8%
% of FP17s Relating to Continuations	25	13,334	0.2%	0.6%	0.8%	0.9%
% of Patients satisfied with the dentistry they have received	7	8	N/A	94.1%	93.1%	93.2%
% of Patients satisfied with the time they had to wait for an appointment	7	8	N/A	87.3%	87.8%	88.3%

* This is based on patients treated on this contract for their most recent course of treatment. Figures in italics indicate the base number of FP17s or Patient Questionnaire responses are less than 100. N/A is shown where the base number of responses is less than 10 during the period. % is calculated as Quantity/Base number*100

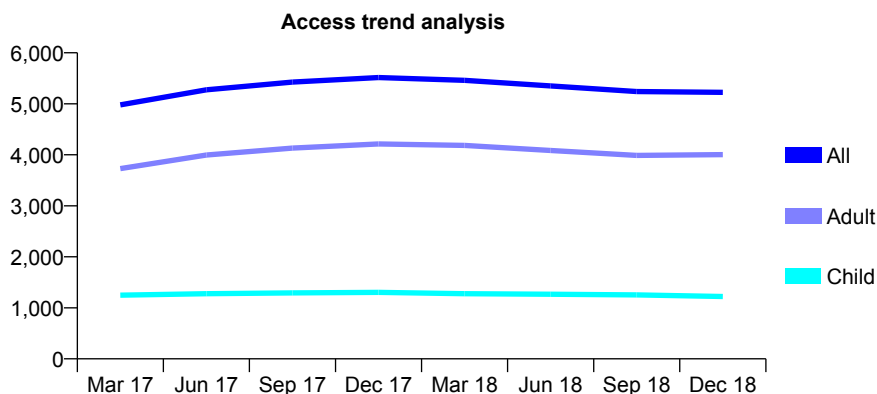
Q69 - Vital Signs At a Glance Contract Report for 116955/0001 - December 2018

Name or company name	The Morgan Clinic - Henley
Contract type name	GDS Contract
Purpose of contract	General
Contract start date	01/11/2015
Contract end date	

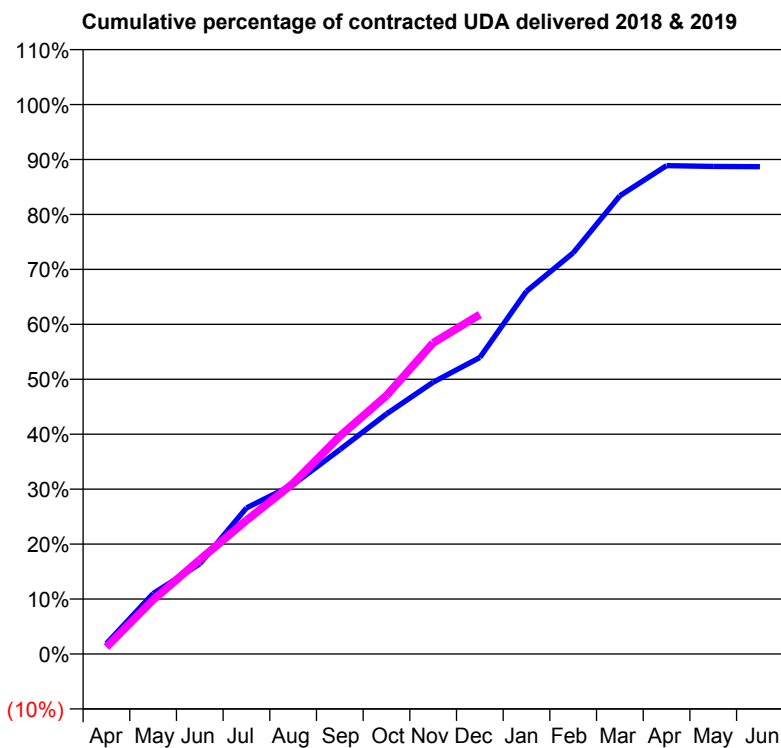
18/19 Contracted general activity (UDA)	21,364
Carry forward general activity (UDA)	0
18/19 Contracted orthodontic activity (UOA)	0
Carry forward orthodontic activity (UOA)	0
Baseline contract value	£607,075.82

ACCESS*

Patients seen in 24 months	Total	Change since previous quarter
Quarter ending December 2017	5,514	
Quarter ending March 2018	5,461	→
Quarter ending June 2018	5,351	↓
Quarter ending September 2018	5,240	↓
Quarter ending December 2018	5,226	→
Variance since December 2017	(5.2%)	↓



ACTIVITY



Month	Adjusted Scheduled Activity (UDA)	
	2018	2019
April	405	270
May	2,349	2,109
June	3,507	3,666
July	5,679	5,197
August	6,589	6,640
September	7,945	8,468
October	9,335	10,049
November	10,569	12,098
December	11,529	13,195
January	14,105	
February	15,597	
March	17,815	
April	18,986	
May	18,956	
June	18,944	

QUALITY

	Quantity	Base Number	Contract	AT	Region	England
% of FP17s for the same patient ID Re-attending within 3 months - Children	117	1,368	8.6%	11.5%	11.3%	11.8%
% of FP17s for the same patient ID Re-attending within 3 months - Adults	666	3,948	16.9%	14.8%	15.3%	15.6%
% of FP17s for the same patient ID Re-attending between 3 & 9 months - Children	833	1,368	60.9%	58.3%	61.1%	58.8%
% of FP17s for the same patient ID Re-attending between 3 & 9 months - Adults	2,031	3,948	51.4%	49.3%	52.4%	51.0%
% of FP17s for Band 1 Urgent Courses	524	4,984	10.5%	9.7%	9.5%	9.0%
% of FP17s Relating to Free Repair or Replacements	52	4,984	1.0%	0.7%	0.7%	0.8%
% of FP17s Relating to Continuations	24	4,984	0.5%	0.6%	0.8%	0.9%
% of Patients satisfied with the dentistry they have received	1	1	N/A	94.1%	93.1%	93.2%
% of Patients satisfied with the time they had to wait for an appointment	0	1	N/A	87.3%	87.8%	88.3%

* This is based on patients treated on this contract for their most recent course of treatment. Figures in italics indicate the base number of FP17s or Patient Questionnaire responses are less than 100. N/A is shown where the base number of responses is less than 10 during the period. % is calculated as Quantity/Base number*100

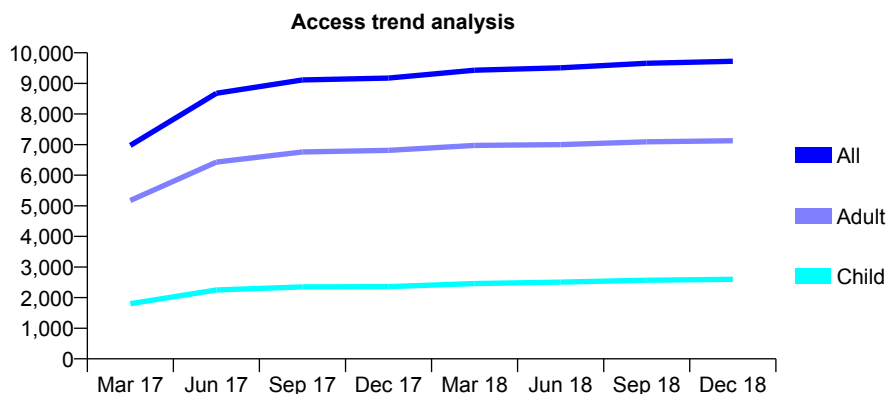
Q69 - Vital Signs At a Glance Contract Report for 117625/0001 - December 2018

Name or company name	The Morgan Clinic - Maidenhead
Contract type name	GDS Contract
Purpose of contract	General
Contract start date	01/11/2015
Contract end date	

18/19 Contracted general activity (UDA)	25,628
Carry forward general activity (UDA)	-139
18/19 Contracted orthodontic activity (UOA)	0
Carry forward orthodontic activity (UOA)	0
Baseline contract value	£726,123.90

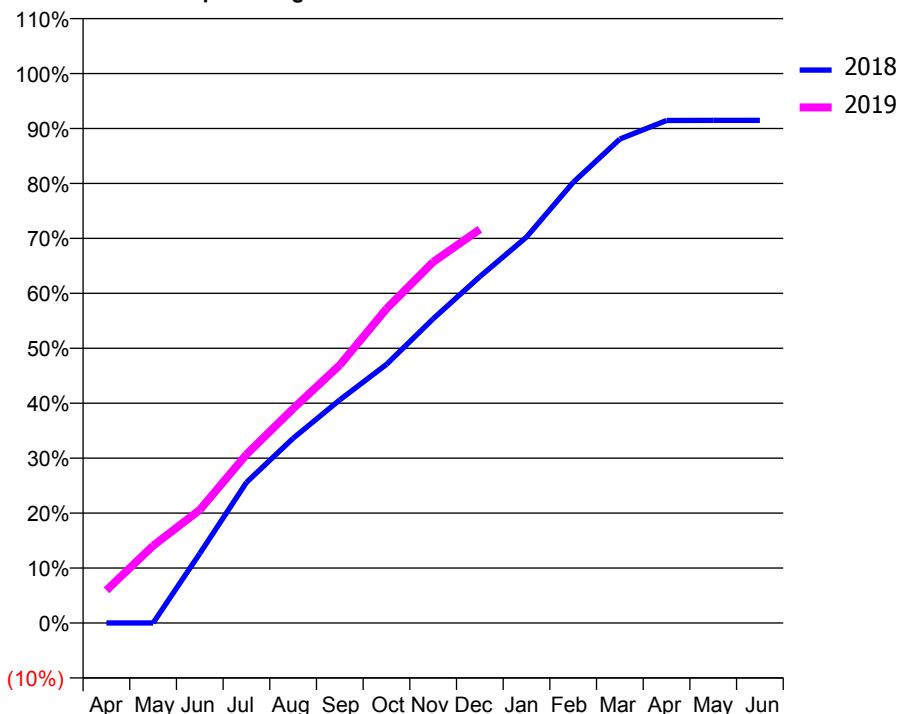
ACCESS*

Patients seen in 24 months	Total	Change since previous quarter
Quarter ending December 2017	9,173	
Quarter ending March 2018	9,432	↑
Quarter ending June 2018	9,508	→
Quarter ending September 2018	9,658	→
Quarter ending December 2018	9,724	→
Variance since December 2017	6.0%	↑



ACTIVITY

Cumulative percentage of contracted UDA delivered 2018 & 2019



Month	Adjusted Scheduled Activity (UDA)	
	2018	2019
April	0	1,529
May	0	3,603
June	3,086	5,280
July	6,248	7,865
August	8,207	10,000
September	9,913	12,028
October	11,490	14,658
November	13,515	16,838
December	15,383	18,362
January	17,145	
February	19,574	
March	21,496	
April	22,321	
May	22,325	
June	22,329	

QUALITY

	Quantity	Base Number	Contract	AT	Region	England
% of FP17s for the same patient ID Re-attending within 3 months - Children	230	3,068	7.5%	11.5%	11.3%	11.8%
% of FP17s for the same patient ID Re-attending within 3 months - Adults	928	7,116	13.0%	14.8%	15.3%	15.6%
% of FP17s for the same patient ID Re-attending between 3 & 9 months - Children	1,825	3,068	59.5%	58.3%	61.1%	58.8%
% of FP17s for the same patient ID Re-attending between 3 & 9 months - Adults	3,515	7,116	49.4%	49.3%	52.4%	51.0%
% of FP17s for Band 1 Urgent Courses	1,178	9,156	12.9%	9.7%	9.5%	9.0%
% of FP17s Relating to Free Repair or Replacements	80	9,156	0.9%	0.7%	0.7%	0.8%
% of FP17s Relating to Continuations	34	9,156	0.4%	0.6%	0.8%	0.9%
% of Patients satisfied with the dentistry they have received	3	3	N/A	94.1%	93.1%	93.2%
% of Patients satisfied with the time they had to wait for an appointment	3	3	N/A	87.3%	87.8%	88.3%

* This is based on patients treated on this contract for their most recent course of treatment. Figures in italics indicate the base number of FP17s or Patient Questionnaire responses are less than 100. N/A is shown where the base number of responses is less than 10 during the period. % is calculated as Quantity/Base number*100

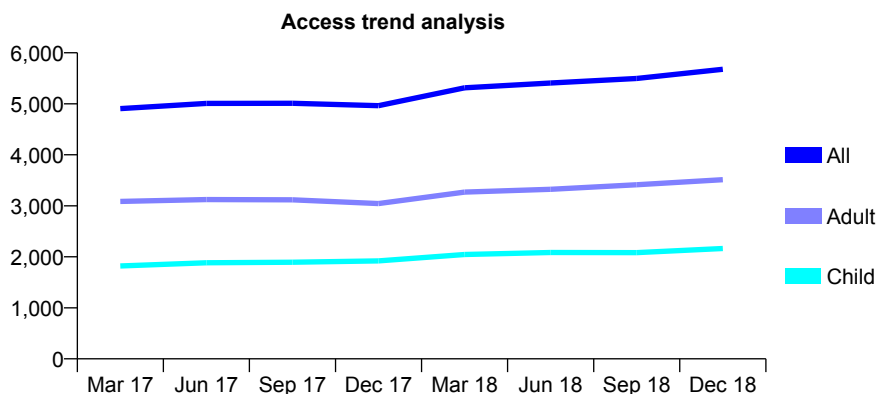
Q69 - Vital Signs At a Glance Contract Report for 118710/0001 - December 2018

Name or company name	Smile Care Cippenham Ltd
Contract type name	GDS Contract
Purpose of contract	General
Contract start date	01/07/2013
Contract end date	

18/19 Contracted general activity (UDA)	10,388
Carry forward general activity (UDA)	-54
18/19 Contracted orthodontic activity (UOA)	0
Carry forward orthodontic activity (UOA)	0
Baseline contract value	£268,028.15

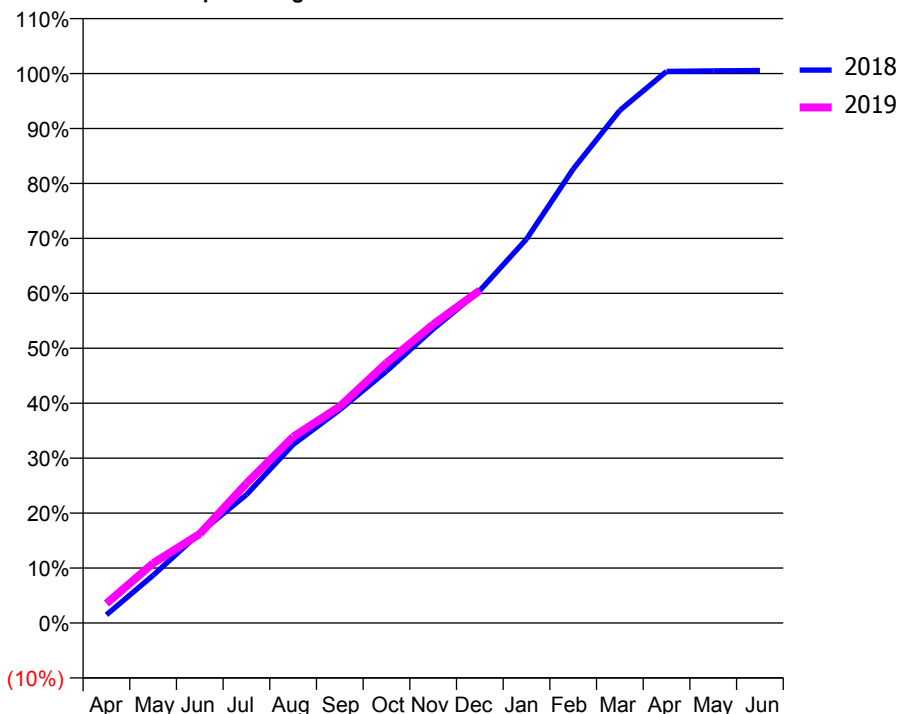
ACCESS*

Patients seen in 24 months	Total	Change since previous quarter
Quarter ending December 2017	4,964	
Quarter ending March 2018	5,315	↑
Quarter ending June 2018	5,409	→
Quarter ending September 2018	5,497	→
Quarter ending December 2018	5,676	↑
Variance since December 2017	14.3%	↑



ACTIVITY

Cumulative percentage of contracted UDA delivered 2018 & 2019



Month	Adjusted Scheduled Activity (UDA)	
	2018	2019
April	148	369
May	859	1,131
June	1,625	1,684
July	2,311	2,640
August	3,214	3,521
September	3,840	4,095
October	4,534	4,918
November	5,291	5,644
December	5,986	6,288
January	6,913	
February	8,172	
March	9,229	
April	9,932	
May	9,941	
June	9,948	

QUALITY

	Quantity	Base Number	Contract	AT	Region	England
% of FP17s for the same patient ID Re-attending within 3 months - Children	162	2,059	7.9%	11.5%	11.3%	11.8%
% of FP17s for the same patient ID Re-attending within 3 months - Adults	386	2,858	13.5%	14.8%	15.3%	15.6%
% of FP17s for the same patient ID Re-attending between 3 & 9 months - Children	1,002	2,059	48.7%	58.3%	61.1%	58.8%
% of FP17s for the same patient ID Re-attending between 3 & 9 months - Adults	1,106	2,858	38.7%	49.3%	52.4%	51.0%
% of FP17s for Band 1 Urgent Courses	513	3,235	15.9%	9.7%	9.5%	9.0%
% of FP17s Relating to Free Repair or Replacements	22	3,235	0.7%	0.7%	0.7%	0.8%
% of FP17s Relating to Continuations	7	3,235	0.2%	0.6%	0.8%	0.9%
% of Patients satisfied with the dentistry they have received	2	2	N/A	94.1%	93.1%	93.2%
% of Patients satisfied with the time they had to wait for an appointment	2	2	N/A	87.3%	87.8%	88.3%

* This is based on patients treated on this contract for their most recent course of treatment. Figures in italics indicate the base number of FP17s or Patient Questionnaire responses are less than 100. N/A is shown where the base number of responses is less than 10 during the period. % is calculated as Quantity/Base number*100

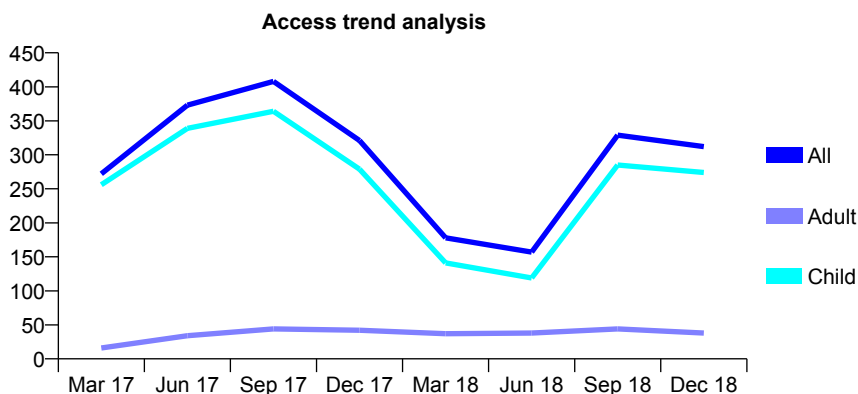
Q69 - Vital Signs At a Glance Contract Report for 122297/0001 - December 2018

Name or company name	Makhani and Makhani
Contract type name	GDS Contract
Purpose of contract	General
Contract start date	01/04/2015
Contract end date	

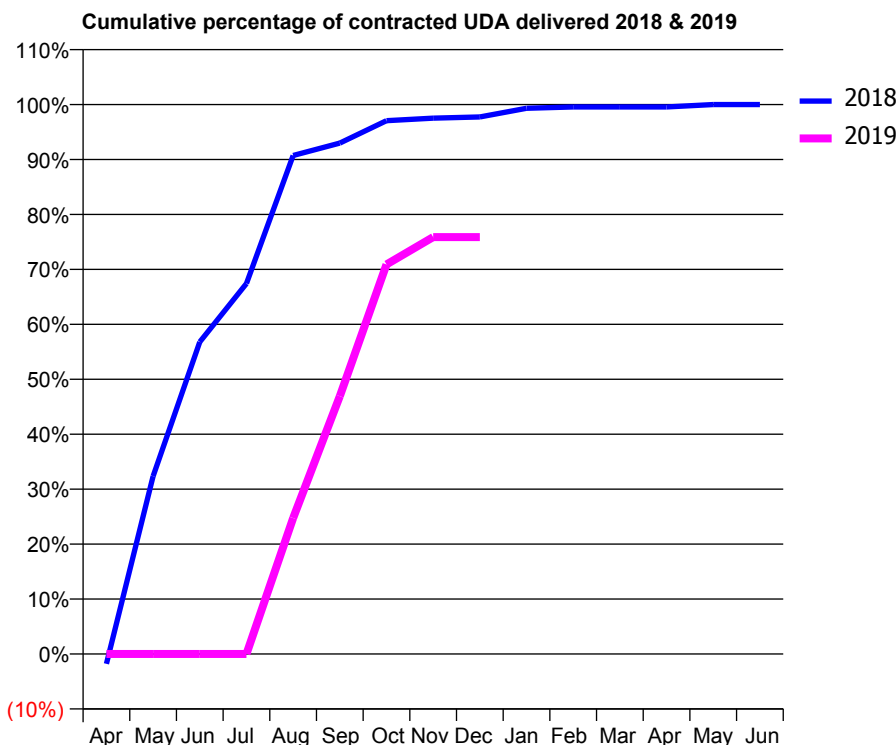
18/19 Contracted general activity (UDA)	442
Carry forward general activity (UDA)	0
18/19 Contracted orthodontic activity (UOA)	0
Carry forward orthodontic activity (UOA)	0
Baseline contract value	£9,388.97

ACCESS*

Patients seen in 24 months	Total	Change since previous quarter
Quarter ending December 2017	321	
Quarter ending March 2018	178	↓
Quarter ending June 2018	157	↓
Quarter ending September 2018	329	↑
Quarter ending December 2018	312	↓
Variance since December 2017	(2.8%)	↓



ACTIVITY



Month	Adjusted Scheduled Activity (UDA)	
	2018	2019
April	-8	0
May	143	0
June	251	0
July	298	0
August	401	109
September	411	207
October	429	313
November	431	335
December	432	335
January	439	
February	440	
March	440	
April	440	
May	442	
June	442	

QUALITY

	Quantity	Base Number	Contract	AT	Region	England
% of FP17s for the same patient ID Re-attending within 3 months - Children	0	215	0.0%	11.5%	11.3%	11.8%
% of FP17s for the same patient ID Re-attending within 3 months - Adults	0	11	0.0%	14.8%	15.3%	15.6%
% of FP17s for the same patient ID Re-attending between 3 & 9 months - Children	1	215	0.5%	58.3%	61.1%	58.8%
% of FP17s for the same patient ID Re-attending between 3 & 9 months - Adults	0	11	0.0%	49.3%	52.4%	51.0%
% of FP17s for Band 1 Urgent Courses	2	223	0.9%	9.7%	9.5%	9.0%
% of FP17s Relating to Free Repair or Replacements	0	223	0.0%	0.7%	0.7%	0.8%
% of FP17s Relating to Continuations	0	223	0.0%	0.6%	0.8%	0.9%
% of Patients satisfied with the dentistry they have received	0	0	N/A	94.1%	93.1%	93.2%
% of Patients satisfied with the time they had to wait for an appointment	0	0	N/A	87.3%	87.8%	88.3%

* This is based on patients treated on this contract for their most recent course of treatment. Figures in italics indicate the base number of FP17s or Patient Questionnaire responses are less than 100. N/A is shown where the base number of responses is less than 10 during the period. % is calculated as Quantity/Base number*100

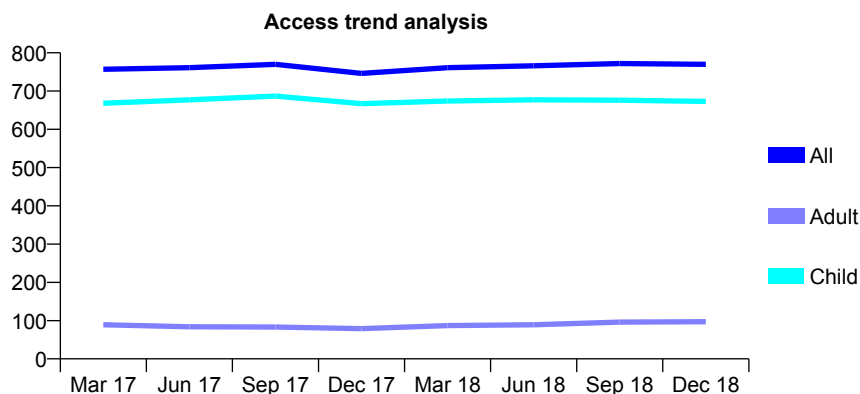
Q69 - Vital Signs At a Glance Contract Report for 122645/0001 - December 2018

Name or company name	THEALE SURGERY LIMITED
Contract type name	GDS Contract
Purpose of contract	General
Contract start date	01/12/2010
Contract end date	

18/19 Contracted general activity (UDA)	2,000
Carry forward general activity (UDA)	0
18/19 Contracted orthodontic activity (UOA)	0
Carry forward orthodontic activity (UOA)	0
Baseline contract value	£43,477.89

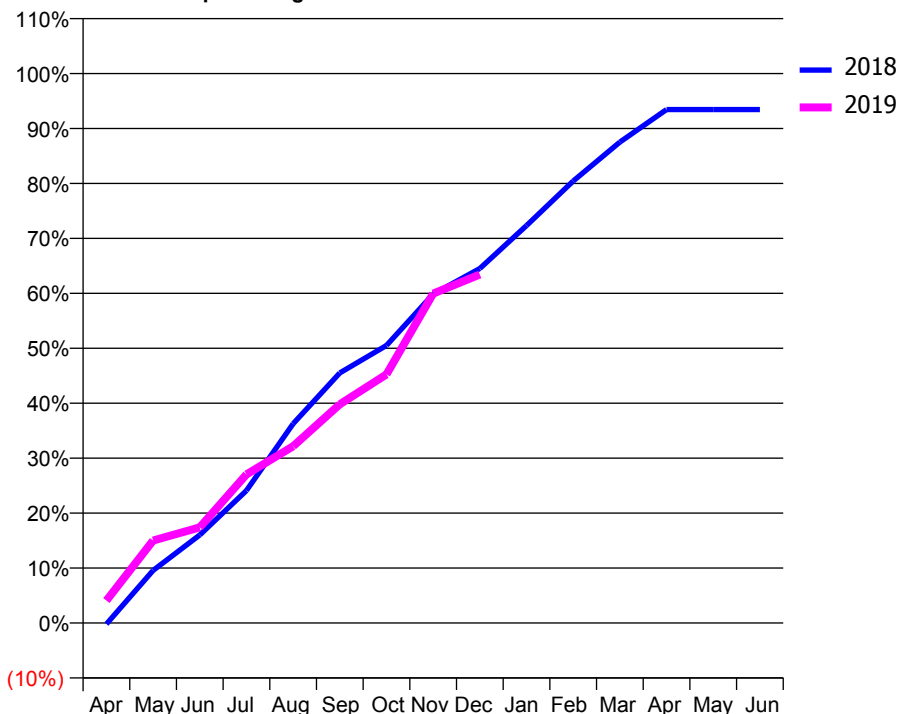
ACCESS*

Patients seen in 24 months	Total	Change since previous quarter
Quarter ending December 2017	746	
Quarter ending March 2018	761	↑
Quarter ending June 2018	766	→
Quarter ending September 2018	772	→
Quarter ending December 2018	770	→
Variance since December 2017	3.2%	↑



ACTIVITY

Cumulative percentage of contracted UDA delivered 2018 & 2019



Month	Adjusted Scheduled Activity (UDA)	
	2018	2019
April	-4	82
May	192	300
June	321	348
July	482	541
August	725	643
September	910	796
October	1,010	905
November	1,197	1,199
December	1,290	1,268
January	1,447	
February	1,609	
March	1,750	
April	1,869	
May	1,869	
June	1,869	

QUALITY

	Quantity	Base Number	Contract	AT	Region	England
% of FP17s for the same patient ID Re-attending within 3 months - Children	70	761	9.2%	11.5%	11.3%	11.8%
% of FP17s for the same patient ID Re-attending within 3 months - Adults	2	38	5.3%	14.8%	15.3%	15.6%
% of FP17s for the same patient ID Re-attending between 3 & 9 months - Children	428	761	56.2%	58.3%	61.1%	58.8%
% of FP17s for the same patient ID Re-attending between 3 & 9 months - Adults	20	38	52.6%	49.3%	52.4%	51.0%
% of FP17s for Band 1 Urgent Courses	36	733	4.9%	9.7%	9.5%	9.0%
% of FP17s Relating to Free Repair or Replacements	1	733	0.1%	0.7%	0.7%	0.8%
% of FP17s Relating to Continuations	0	733	0.0%	0.6%	0.8%	0.9%
% of Patients satisfied with the dentistry they have received	1	1	N/A	94.1%	93.1%	93.2%
% of Patients satisfied with the time they had to wait for an appointment	1	1	N/A	87.3%	87.8%	88.3%

* This is based on patients treated on this contract for their most recent course of treatment. Figures in italics indicate the base number of FP17s or Patient Questionnaire responses are less than 100. N/A is shown where the base number of responses is less than 10 during the period. % is calculated as Quantity/Base number*100

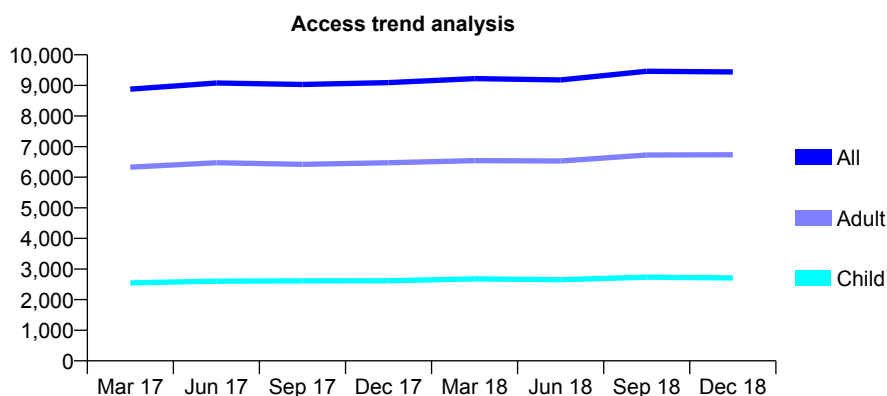
Q69 - Vital Signs At a Glance Contract Report for 122866/0001 - December 2018

Name or company name	Puresmile Reading Limited
Contract type name	GDS Contract
Purpose of contract	General
Contract start date	01/04/2012
Contract end date	

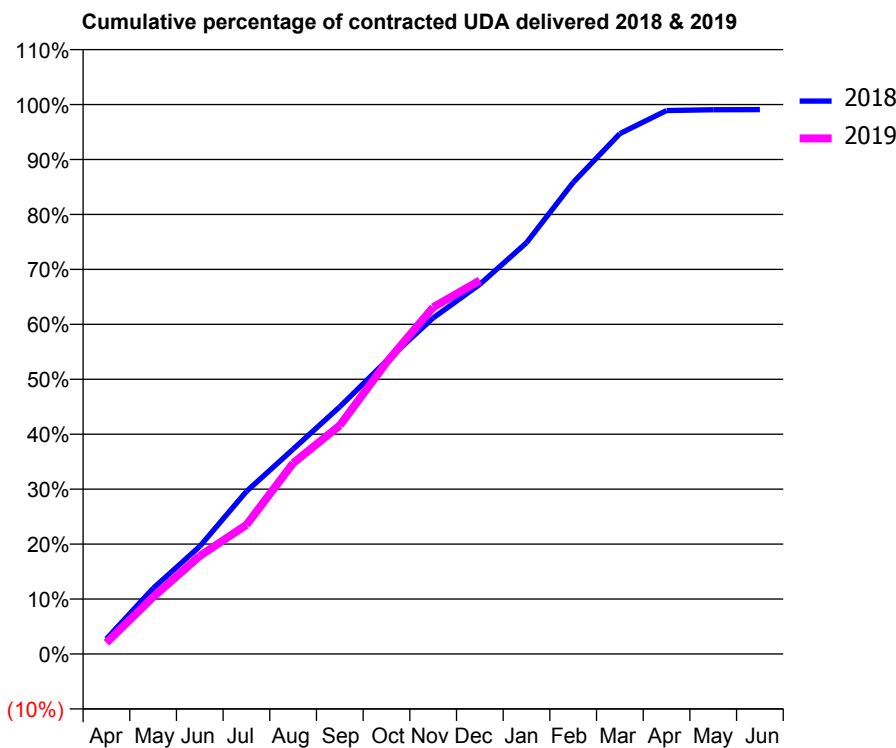
18/19 Contracted general activity (UDA)	30,476
Carry forward general activity (UDA)	283
18/19 Contracted orthodontic activity (UOA)	0
Carry forward orthodontic activity (UOA)	0
Baseline contract value	£776,896.06

ACCESS*

Patients seen in 24 months	Total	Change since previous quarter
Quarter ending December 2017	9,092	
Quarter ending March 2018	9,221	→
Quarter ending June 2018	9,180	→
Quarter ending September 2018	9,461	↑
Quarter ending December 2018	9,441	→
Variance since December 2017	3.8%	↑



ACTIVITY



Month	Adjusted Scheduled Activity (UDA)	
	2018	2019
April	830	625
May	3,610	3,159
June	5,918	5,443
July	8,935	7,164
August	11,256	10,584
September	13,586	12,678
October	16,108	16,171
November	18,462	19,230
December	20,313	20,715
January	22,592	
February	25,907	
March	28,586	
April	29,851	
May	29,899	
June	29,902	

QUALITY

	Quantity	Base Number	Contract	AT	Region	England
% of FP17s for the same patient ID Re-attending within 3 months - Children	239	2,666	9.0%	11.5%	11.3%	11.8%
% of FP17s for the same patient ID Re-attending within 3 months - Adults	709	5,283	13.4%	14.8%	15.3%	15.6%
% of FP17s for the same patient ID Re-attending between 3 & 9 months - Children	1,395	2,666	52.3%	58.3%	61.1%	58.8%
% of FP17s for the same patient ID Re-attending between 3 & 9 months - Adults	2,198	5,283	41.6%	49.3%	52.4%	51.0%
% of FP17s for Band 1 Urgent Courses	342	7,424	4.6%	9.7%	9.5%	9.0%
% of FP17s Relating to Free Repair or Replacements	102	7,424	1.4%	0.7%	0.7%	0.8%
% of FP17s Relating to Continuations	55	7,424	0.7%	0.6%	0.8%	0.9%
% of Patients satisfied with the dentistry they have received	5	7	N/A	94.1%	93.1%	93.2%
% of Patients satisfied with the time they had to wait for an appointment	5	7	N/A	87.3%	87.8%	88.3%

* This is based on patients treated on this contract for their most recent course of treatment. Figures in italics indicate the base number of FP17s or Patient Questionnaire responses are less than 100. N/A is shown where the base number of responses is less than 10 during the period. % is calculated as Quantity/Base number*100

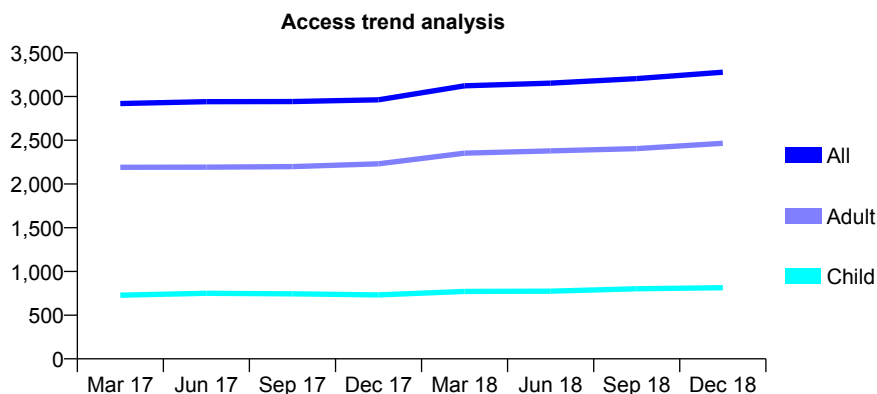
Q69 - Vital Signs At a Glance Contract Report for 127051/0001 - December 2018

Name or company name	Sensura (UK) Limited
Contract type name	GDS Contract
Purpose of contract	General
Contract start date	01/04/2012
Contract end date	

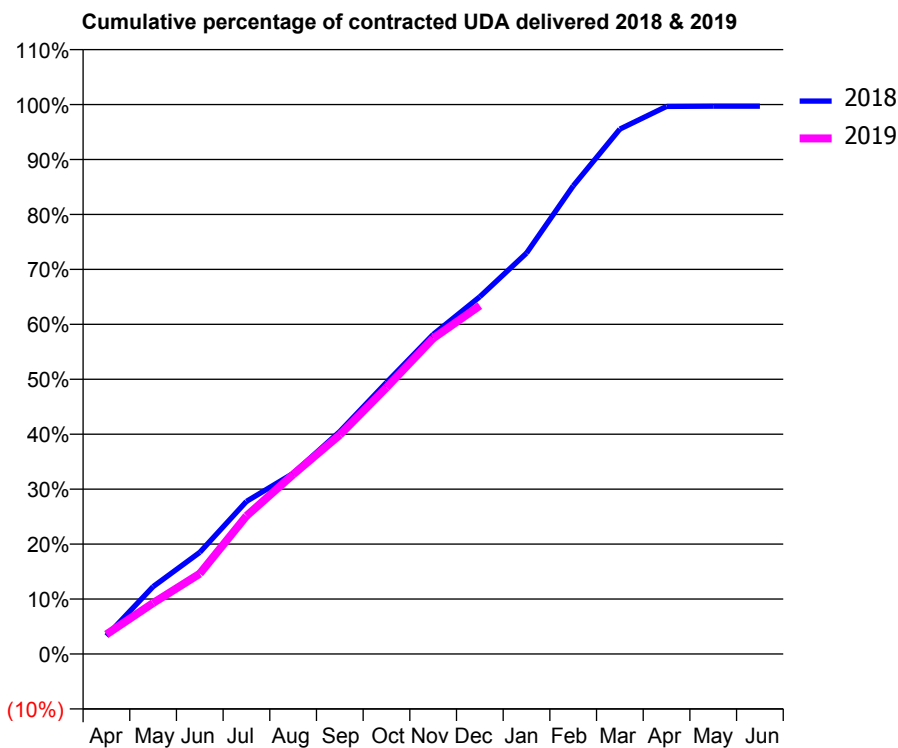
18/19 Contracted general activity (UDA)	11,750
Carry forward general activity (UDA)	35
18/19 Contracted orthodontic activity (UOA)	0
Carry forward orthodontic activity (UOA)	0
Baseline contract value	£310,332.54

ACCESS*

Patients seen in 24 months	Total	Change since previous quarter
Quarter ending December 2017	2,962	
Quarter ending March 2018	3,123	↑
Quarter ending June 2018	3,153	→
Quarter ending September 2018	3,205	→
Quarter ending December 2018	3,278	↑
Variance since December 2017	10.7%	↑



ACTIVITY



Month	Adjusted Scheduled Activity (UDA)	
	2018	2019
April	371	421
May	1,386	1,090
June	2,091	1,717
July	3,137	2,952
August	3,715	3,838
September	4,575	4,686
October	5,585	5,697
November	6,573	6,750
December	7,348	7,448
January	8,243	
February	9,625	
March	10,795	
April	11,260	
May	11,265	
June	11,265	

QUALITY

	Quantity	Base Number	Contract	AT	Region	England
% of FP17s for the same patient ID Re-attending within 3 months - Children	80	900	8.9%	11.5%	11.3%	11.8%
% of FP17s for the same patient ID Re-attending within 3 months - Adults	243	2,187	11.1%	14.8%	15.3%	15.6%
% of FP17s for the same patient ID Re-attending between 3 & 9 months - Children	479	900	53.2%	58.3%	61.1%	58.8%
% of FP17s for the same patient ID Re-attending between 3 & 9 months - Adults	998	2,187	45.6%	49.3%	52.4%	51.0%
% of FP17s for Band 1 Urgent Courses	239	2,915	8.2%	9.7%	9.5%	9.0%
% of FP17s Relating to Free Repair or Replacements	15	2,915	0.5%	0.7%	0.7%	0.8%
% of FP17s Relating to Continuations	13	2,915	0.4%	0.6%	0.8%	0.9%
% of Patients satisfied with the dentistry they have received	1	1	N/A	94.1%	93.1%	93.2%
% of Patients satisfied with the time they had to wait for an appointment	1	1	N/A	87.3%	87.8%	88.3%

* This is based on patients treated on this contract for their most recent course of treatment. Figures in italics indicate the base number of FP17s or Patient Questionnaire responses are less than 100. N/A is shown where the base number of responses is less than 10 during the period. % is calculated as Quantity/Base number*100

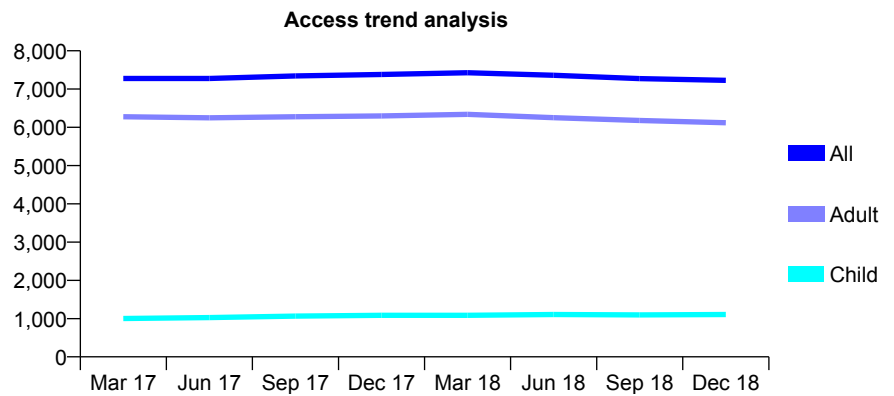
Q69 - Vital Signs At a Glance Contract Report for 127558/0001 - December 2018

Name or company name	Friar Street Dental Surgery
Contract type name	GDS Contract
Purpose of contract	General
Contract start date	01/04/2013
Contract end date	

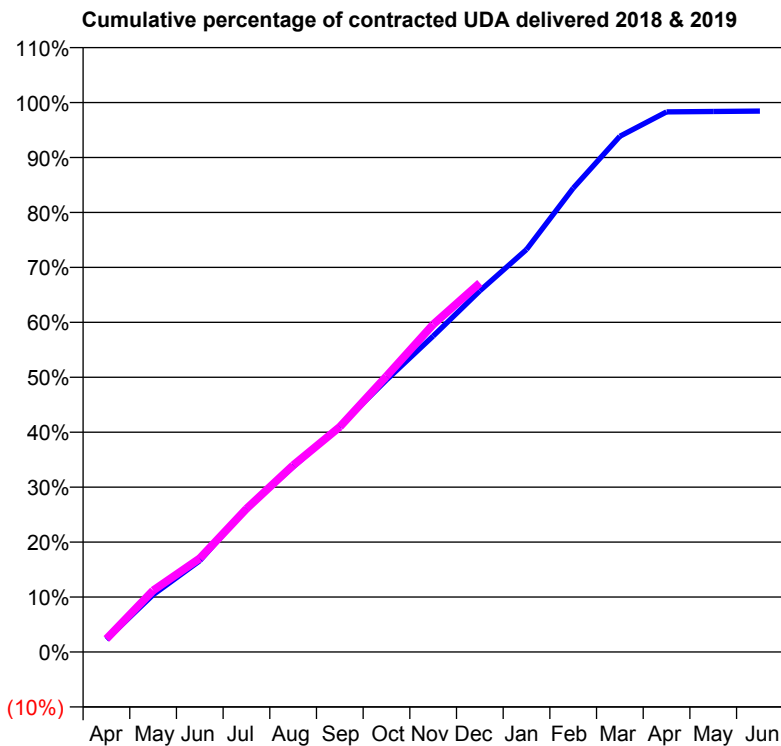
18/19 Contracted general activity (UDA)	22,041
Carry forward general activity (UDA)	359
18/19 Contracted orthodontic activity (UOA)	0
Carry forward orthodontic activity (UOA)	0
Baseline contract value	£499,703.01

ACCESS*

Patients seen in 24 months	Total	Change since previous quarter
Quarter ending December 2017	7,382	
Quarter ending March 2018	7,427	→
Quarter ending June 2018	7,361	→
Quarter ending September 2018	7,274	↓
Quarter ending December 2018	7,227	→
Variance since December 2017	(2.1%)	↓



ACTIVITY



Month	Adjusted Scheduled Activity (UDA)	
	2018	2019
April	520	525
May	2,390	2,466
June	3,808	3,757
July	5,990	5,746
August	7,724	7,490
September	9,418	9,032
October	11,352	11,064
November	13,180	13,138
December	15,069	14,803
January	16,792	
February	19,350	
March	21,516	
April	22,533	
May	22,548	
June	22,564	

QUALITY

	Quantity	Base Number	Contract	AT	Region	England
% of FP17s for the same patient ID Re-attending within 3 months - Children	111	1,198	9.3%	11.5%	11.3%	11.8%
% of FP17s for the same patient ID Re-attending within 3 months - Adults	645	5,781	11.2%	14.8%	15.3%	15.6%
% of FP17s for the same patient ID Re-attending between 3 & 9 months - Children	669	1,198	55.8%	58.3%	61.1%	58.8%
% of FP17s for the same patient ID Re-attending between 3 & 9 months - Adults	3,325	5,781	57.5%	49.3%	52.4%	51.0%
% of FP17s for Band 1 Urgent Courses	882	6,630	13.3%	9.7%	9.5%	9.0%
% of FP17s Relating to Free Repair or Replacements	51	6,630	0.8%	0.7%	0.7%	0.8%
% of FP17s Relating to Continuations	9	6,630	0.1%	0.6%	0.8%	0.9%
% of Patients satisfied with the dentistry they have received	4	4	N/A	94.1%	93.1%	93.2%
% of Patients satisfied with the time they had to wait for an appointment	4	4	N/A	87.3%	87.8%	88.3%

* This is based on patients treated on this contract for their most recent course of treatment. Figures in italics indicate the base number of FP17s or Patient Questionnaire responses are less than 100. N/A is shown where the base number of responses is less than 10 during the period. % is calculated as Quantity/Base number*100

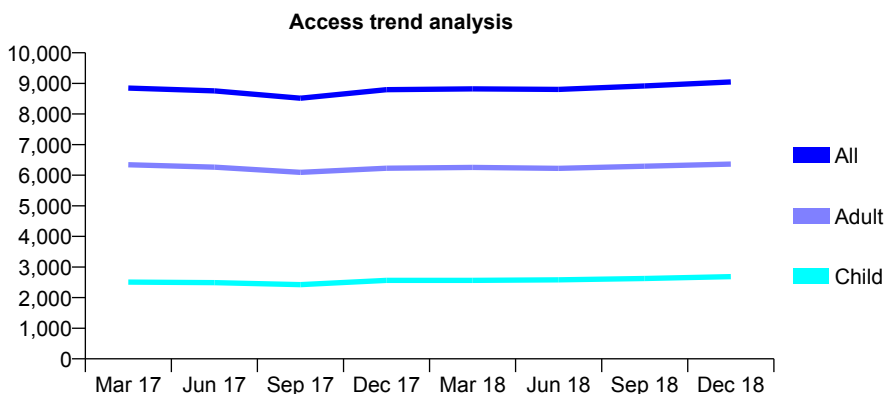
Q69 - Vital Signs At a Glance Contract Report for 128163/0004 - December 2018

Name or company name	Aspire Dental Care Limited
Contract type name	PDS Plus Contract
Purpose of contract	General
Contract start date	10/12/2012
Contract end date	31/08/2020

18/19 Contracted general activity (UDA)	24,000
Carry forward general activity (UDA)	0
18/19 Contracted orthodontic activity (UOA)	0
Carry forward orthodontic activity (UOA)	0
Baseline contract value	£322,993.81

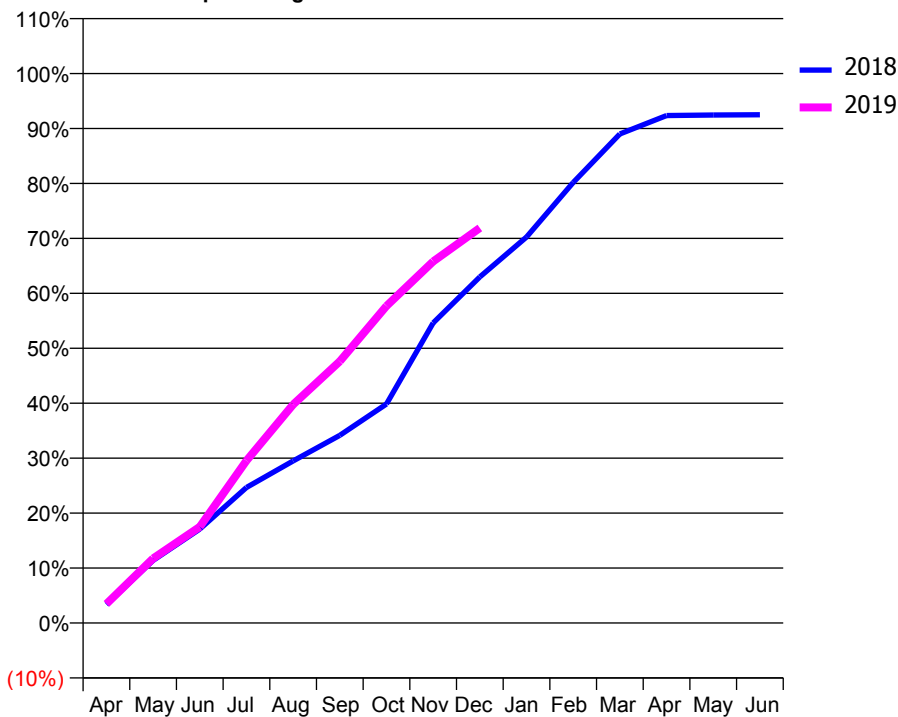
ACCESS*

Patients seen in 24 months	Total	Change since previous quarter
Quarter ending December 2017	8,794	
Quarter ending March 2018	8,821	→
Quarter ending June 2018	8,806	→
Quarter ending September 2018	8,919	→
Quarter ending December 2018	9,050	→
Variance since December 2017	2.9%	↑



ACTIVITY

Cumulative percentage of contracted UDA delivered 2018 & 2019



Month	Adjusted Scheduled Activity (UDA)	
	2018	2019
April	809	836
May	2,732	2,822
June	4,102	4,199
July	5,922	7,092
August	7,079	9,546
September	8,198	11,431
October	9,568	13,848
November	13,107	15,792
December	15,114	17,254
January	16,856	
February	19,242	
March	21,362	
April	22,163	
May	22,186	
June	22,198	

QUALITY

	Quantity	Base Number	Contract	AT	Region	England
% of FP17s for the same patient ID Re-attending within 3 months - Children	249	2,648	9.4%	11.5%	11.3%	11.8%
% of FP17s for the same patient ID Re-attending within 3 months - Adults	1,096	5,715	19.2%	14.8%	15.3%	15.6%
% of FP17s for the same patient ID Re-attending between 3 & 9 months - Children	1,276	2,648	48.2%	58.3%	61.1%	58.8%
% of FP17s for the same patient ID Re-attending between 3 & 9 months - Adults	2,006	5,715	35.1%	49.3%	52.4%	51.0%
% of FP17s for Band 1 Urgent Courses	1,561	7,966	19.6%	9.7%	9.5%	9.0%
% of FP17s Relating to Free Repair or Replacements	29	7,966	0.4%	0.7%	0.7%	0.8%
% of FP17s Relating to Continuations	33	7,966	0.4%	0.6%	0.8%	0.9%
% of Patients satisfied with the dentistry they have received	3	3	N/A	94.1%	93.1%	93.2%
% of Patients satisfied with the time they had to wait for an appointment	2	3	N/A	87.3%	87.8%	88.3%

* This is based on patients treated on this contract for their most recent course of treatment. Figures in italics indicate the base number of FP17s or Patient Questionnaire responses are less than 100. N/A is shown where the base number of responses is less than 10 during the period. % is calculated as Quantity/Base number*100

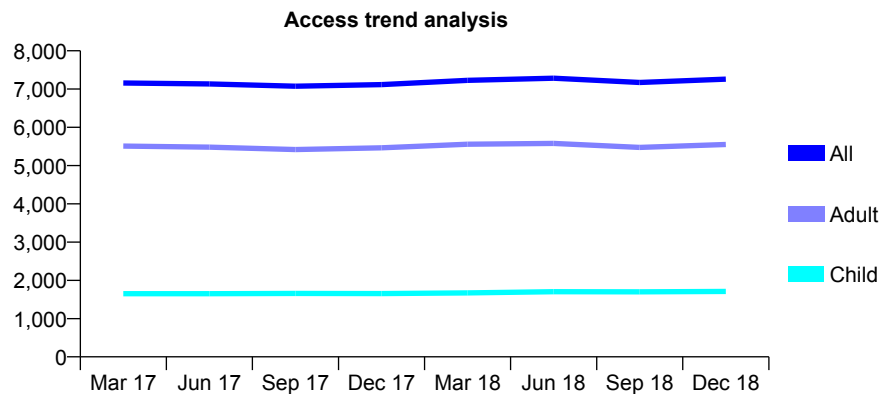
Q69 - Vital Signs At a Glance Contract Report for 128244/0001 - December 2018

Name or company name	The Dental Surgery Burnham Ltd
Contract type name	GDS Contract
Purpose of contract	General
Contract start date	01/04/2008
Contract end date	

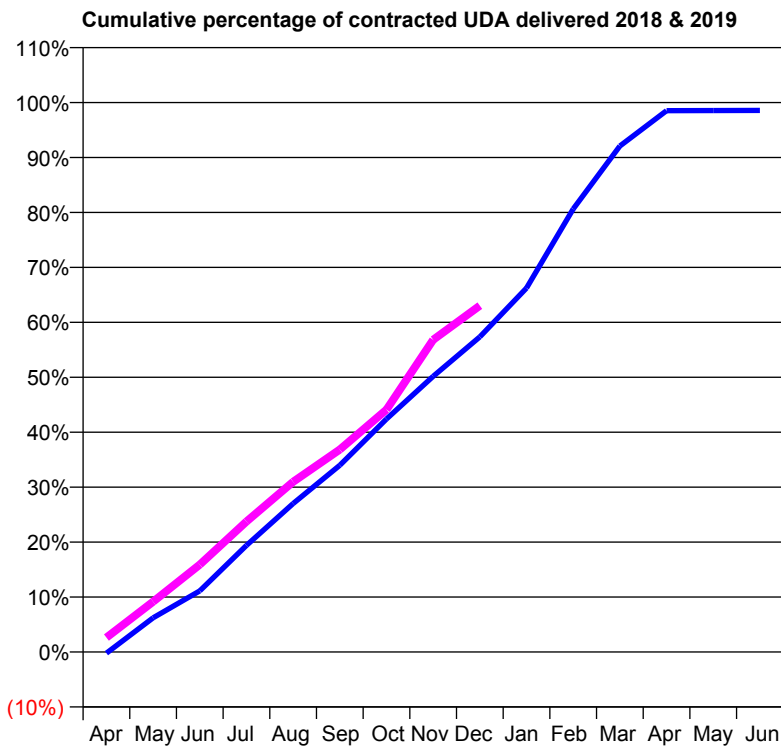
18/19 Contracted general activity (UDA)	19,419
Carry forward general activity (UDA)	267
18/19 Contracted orthodontic activity (UOA)	0
Carry forward orthodontic activity (UOA)	0
Baseline contract value	£476,380.80

ACCESS*

Patients seen in 24 months	Total	Change since previous quarter
Quarter ending December 2017	7,116	
Quarter ending March 2018	7,227	→
Quarter ending June 2018	7,282	→
Quarter ending September 2018	7,173	↓
Quarter ending December 2018	7,259	→
Variance since December 2017	2.0%	↑



ACTIVITY



Month	Adjusted Scheduled Activity (UDA)	
	2018	2019
April	-41	513
May	1,153	1,780
June	2,058	3,088
July	3,590	4,609
August	4,999	6,013
September	6,285	7,157
October	7,843	8,566
November	9,281	11,033
December	10,606	12,238
January	12,249	
February	14,913	
March	17,032	
April	18,220	
May	18,221	
June	18,226	

QUALITY

	Quantity	Base Number	Contract	AT	Region	England
% of FP17s for the same patient ID Re-attending within 3 months - Children	153	2,064	7.4%	11.5%	11.3%	11.8%
% of FP17s for the same patient ID Re-attending within 3 months - Adults	915	5,465	16.7%	14.8%	15.3%	15.6%
% of FP17s for the same patient ID Re-attending between 3 & 9 months - Children	1,292	2,064	62.6%	58.3%	61.1%	58.8%
% of FP17s for the same patient ID Re-attending between 3 & 9 months - Adults	2,610	5,465	47.8%	49.3%	52.4%	51.0%
% of FP17s for Band 1 Urgent Courses	506	6,272	8.1%	9.7%	9.5%	9.0%
% of FP17s Relating to Free Repair or Replacements	90	6,272	1.4%	0.7%	0.7%	0.8%
% of FP17s Relating to Continuations	44	6,272	0.7%	0.6%	0.8%	0.9%
% of Patients satisfied with the dentistry they have received	5	6	N/A	94.1%	93.1%	93.2%
% of Patients satisfied with the time they had to wait for an appointment	6	6	N/A	87.3%	87.8%	88.3%

* This is based on patients treated on this contract for their most recent course of treatment. Figures in italics indicate the base number of FP17s or Patient Questionnaire responses are less than 100. N/A is shown where the base number of responses is less than 10 during the period. % is calculated as Quantity/Base number*100

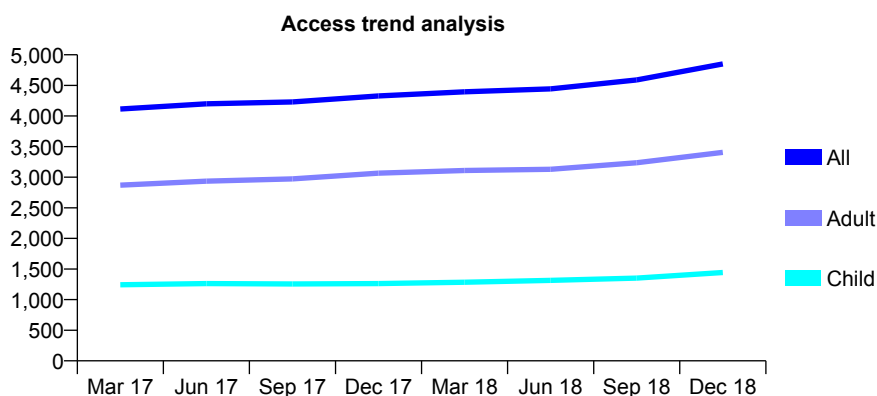
Q69 - Vital Signs At a Glance Contract Report for 129038/0001 - December 2018

Name or company name	Oxfordshire Therapy Limited
Contract type name	GDS Contract
Purpose of contract	General
Contract start date	01/04/2014
Contract end date	

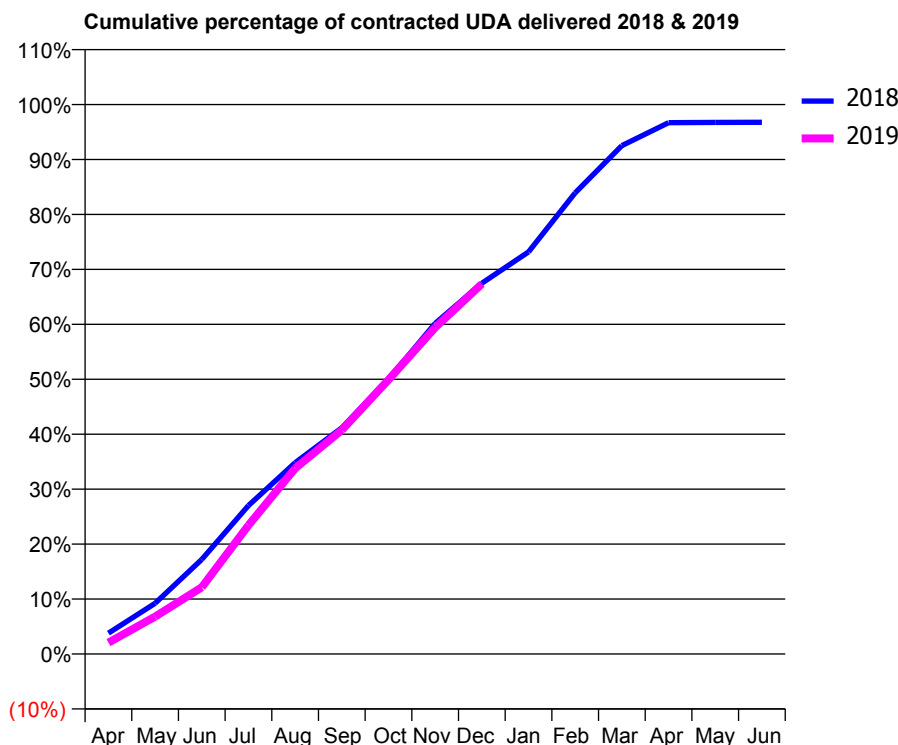
18/19 Contracted general activity (UDA)	12,500
Carry forward general activity (UDA)	404
18/19 Contracted orthodontic activity (UOA)	0
Carry forward orthodontic activity (UOA)	0
Baseline contract value	£309,400.63

ACCESS*

Patients seen in 24 months	Total	Change since previous quarter
Quarter ending December 2017	4,328	
Quarter ending March 2018	4,395	→
Quarter ending June 2018	4,444	→
Quarter ending September 2018	4,589	↑
Quarter ending December 2018	4,851	↑
Variance since December 2017	12.1%	↑



ACTIVITY



Month	Adjusted Scheduled Activity (UDA)	
	2018	2019
April	473	260
May	1,156	850
June	2,153	1,519
July	3,378	2,930
August	4,353	4,225
September	5,146	5,094
October	6,254	6,238
November	7,521	7,427
December	8,433	8,418
January	9,146	
February	10,490	
March	11,566	
April	12,086	
May	12,093	
June	12,096	

QUALITY

	Quantity	Base Number	Contract	AT	Region	England
% of FP17s for the same patient ID Re-attending within 3 months - Children	147	1,869	7.9%	11.5%	11.3%	11.8%
% of FP17s for the same patient ID Re-attending within 3 months - Adults	501	3,758	13.3%	14.8%	15.3%	15.6%
% of FP17s for the same patient ID Re-attending between 3 & 9 months - Children	1,181	1,869	63.2%	58.3%	61.1%	58.8%
% of FP17s for the same patient ID Re-attending between 3 & 9 months - Adults	2,216	3,758	59.0%	49.3%	52.4%	51.0%
% of FP17s for Band 1 Urgent Courses	518	5,289	9.8%	9.7%	9.5%	9.0%
% of FP17s Relating to Free Repair or Replacements	17	5,289	0.3%	0.7%	0.7%	0.8%
% of FP17s Relating to Continuations	39	5,289	0.7%	0.6%	0.8%	0.9%
% of Patients satisfied with the dentistry they have received	1	1	N/A	94.1%	93.1%	93.2%
% of Patients satisfied with the time they had to wait for an appointment	1	1	N/A	87.3%	87.8%	88.3%

* This is based on patients treated on this contract for their most recent course of treatment. Figures in italics indicate the base number of FP17s or Patient Questionnaire responses are less than 100. N/A is shown where the base number of responses is less than 10 during the period. % is calculated as Quantity/Base number*100

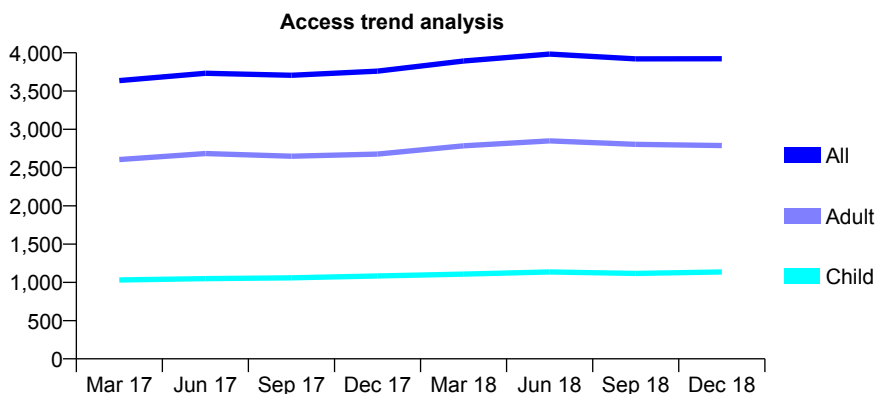
Q69 - Vital Signs At a Glance Contract Report for 129917/0001 - December 2018

Name or company name	Ash Tree House Dental
Contract type name	GDS Contract
Purpose of contract	General
Contract start date	21/08/2012
Contract end date	

18/19 Contracted general activity (UDA)	6,322
Carry forward general activity (UDA)	-3
18/19 Contracted orthodontic activity (UOA)	0
Carry forward orthodontic activity (UOA)	0
Baseline contract value	£141,376.29

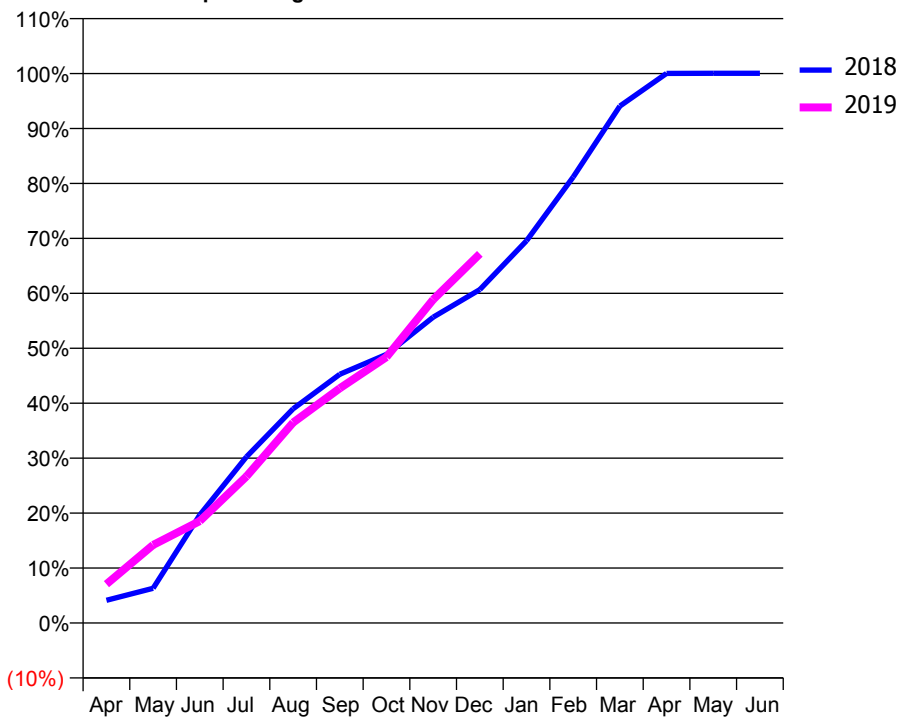
ACCESS*

Patients seen in 24 months	Total	Change since previous quarter
Quarter ending December 2017	3,760	
Quarter ending March 2018	3,893	↑
Quarter ending June 2018	3,984	↑
Quarter ending September 2018	3,921	↓
Quarter ending December 2018	3,922	→
Variance since December 2017	4.3%	↑



ACTIVITY

Cumulative percentage of contracted UDA delivered 2018 & 2019



Month	Adjusted Scheduled Activity (UDA)	
	2018	2019
April	263	448
May	403	899
June	1,256	1,174
July	1,930	1,687
August	2,487	2,307
September	2,889	2,701
October	3,119	3,061
November	3,550	3,722
December	3,871	4,247
January	4,438	
February	5,178	
March	6,002	
April	6,381	
May	6,383	
June	6,383	

QUALITY

	Quantity	Base Number	Contract	AT	Region	England
% of FP17s for the same patient ID Re-attending within 3 months - Children	99	1,331	7.4%	11.5%	11.3%	11.8%
% of FP17s for the same patient ID Re-attending within 3 months - Adults	297	2,260	13.1%	14.8%	15.3%	15.6%
% of FP17s for the same patient ID Re-attending between 3 & 9 months - Children	864	1,331	64.9%	58.3%	61.1%	58.8%
% of FP17s for the same patient ID Re-attending between 3 & 9 months - Adults	997	2,260	44.1%	49.3%	52.4%	51.0%
% of FP17s for Band 1 Urgent Courses	268	2,561	10.5%	9.7%	9.5%	9.0%
% of FP17s Relating to Free Repair or Replacements	24	2,561	0.9%	0.7%	0.7%	0.8%
% of FP17s Relating to Continuations	12	2,561	0.5%	0.6%	0.8%	0.9%
% of Patients satisfied with the dentistry they have received	1	1	N/A	94.1%	93.1%	93.2%
% of Patients satisfied with the time they had to wait for an appointment	1	1	N/A	87.3%	87.8%	88.3%

* This is based on patients treated on this contract for their most recent course of treatment. Figures in italics indicate the base number of FP17s or Patient Questionnaire responses are less than 100. N/A is shown where the base number of responses is less than 10 during the period. % is calculated as Quantity/Base number*100

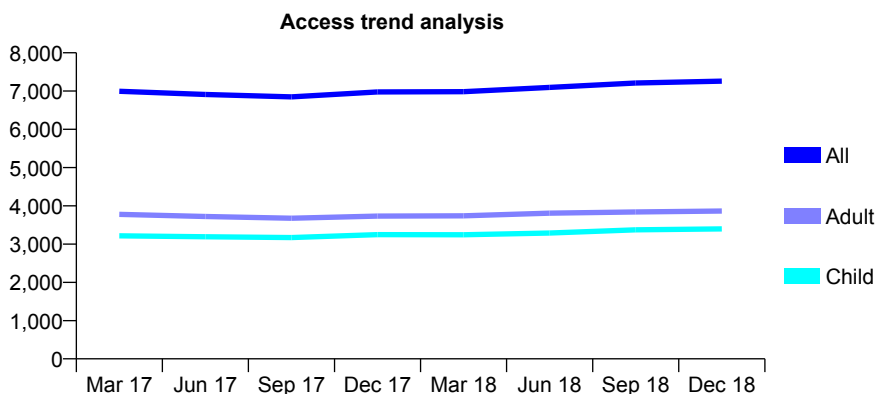
Q69 - Vital Signs At a Glance Contract Report for 130230/0001 - December 2018

Name or company name	WEXHAM ROAD DENTAL SURGERY LTD
Contract type name	GDS Contract
Purpose of contract	General
Contract start date	04/04/2008
Contract end date	

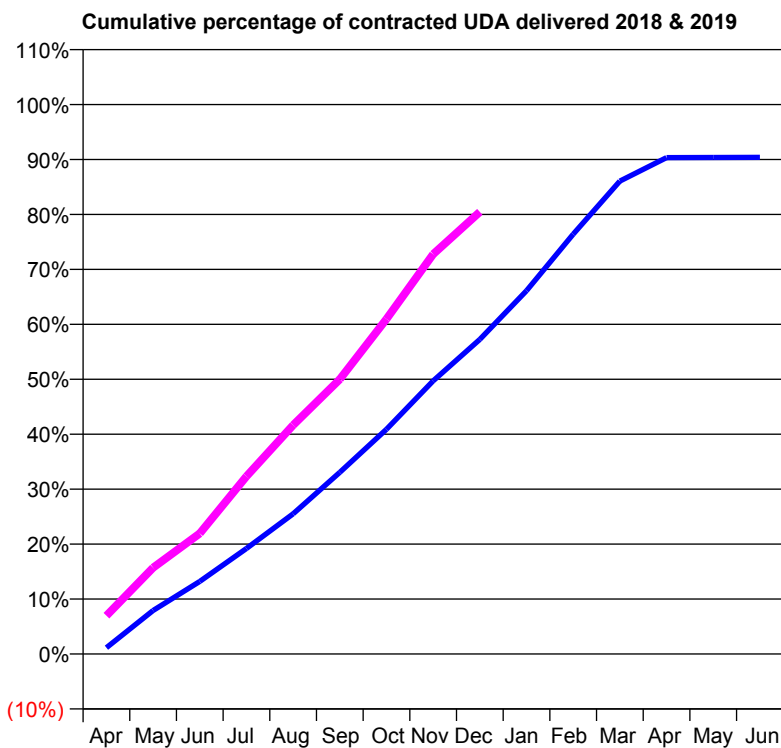
18/19 Contracted general activity (UDA)	16,630
Carry forward general activity (UDA)	0
18/19 Contracted orthodontic activity (UOA)	0
Carry forward orthodontic activity (UOA)	0
Baseline contract value	£549,836.35

ACCESS*

Patients seen in 24 months	Total	Change since previous quarter
Quarter ending December 2017	6,978	
Quarter ending March 2018	6,984	→
Quarter ending June 2018	7,097	→
Quarter ending September 2018	7,211	→
Quarter ending December 2018	7,260	→
Variance since December 2017	4.0%	↑



ACTIVITY



Adjusted Scheduled Activity (UDA)		
Month	2018	2019
April	193	1,162
May	1,317	2,611
June	2,199	3,652
July	3,194	5,376
August	4,242	6,929
September	5,499	8,317
October	6,800	10,141
November	8,267	12,102
December	9,523	13,380
January	10,996	
February	12,708	
March	14,314	
April	15,022	
May	15,028	
June	15,029	

QUALITY

	Quantity	Base Number	Contract	AT	Region	England
% of FP17s for the same patient ID Re-attending within 3 months - Children	423	3,346	12.6%	11.5%	11.3%	11.8%
% of FP17s for the same patient ID Re-attending within 3 months - Adults	664	3,150	21.1%	14.8%	15.3%	15.6%
% of FP17s for the same patient ID Re-attending between 3 & 9 months - Children	1,309	3,346	39.1%	58.3%	61.1%	58.8%
% of FP17s for the same patient ID Re-attending between 3 & 9 months - Adults	920	3,150	29.2%	49.3%	52.4%	51.0%
% of FP17s for Band 1 Urgent Courses	908	5,802	15.6%	9.7%	9.5%	9.0%
% of FP17s Relating to Free Repair or Replacements	17	5,802	0.3%	0.7%	0.7%	0.8%
% of FP17s Relating to Continuations	42	5,802	0.7%	0.6%	0.8%	0.9%
% of Patients satisfied with the dentistry they have received	2	2	N/A	94.1%	93.1%	93.2%
% of Patients satisfied with the time they had to wait for an appointment	2	2	N/A	87.3%	87.8%	88.3%

* This is based on patients treated on this contract for their most recent course of treatment. Figures in italics indicate the base number of FP17s or Patient Questionnaire responses are less than 100. N/A is shown where the base number of responses is less than 10 during the period. % is calculated as Quantity/Base number*100

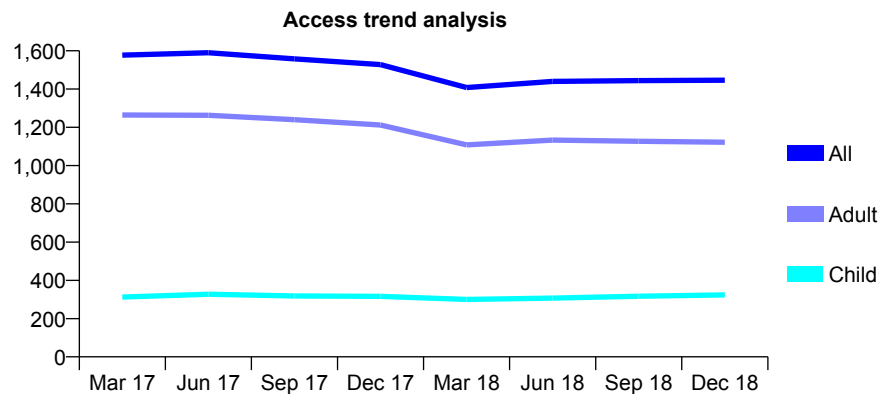
Q69 - Vital Signs At a Glance Contract Report for 131539/0001 - December 2018

Name or company name	Eurodental Limited
Contract type name	GDS Contract
Purpose of contract	General
Contract start date	01/01/2009
Contract end date	

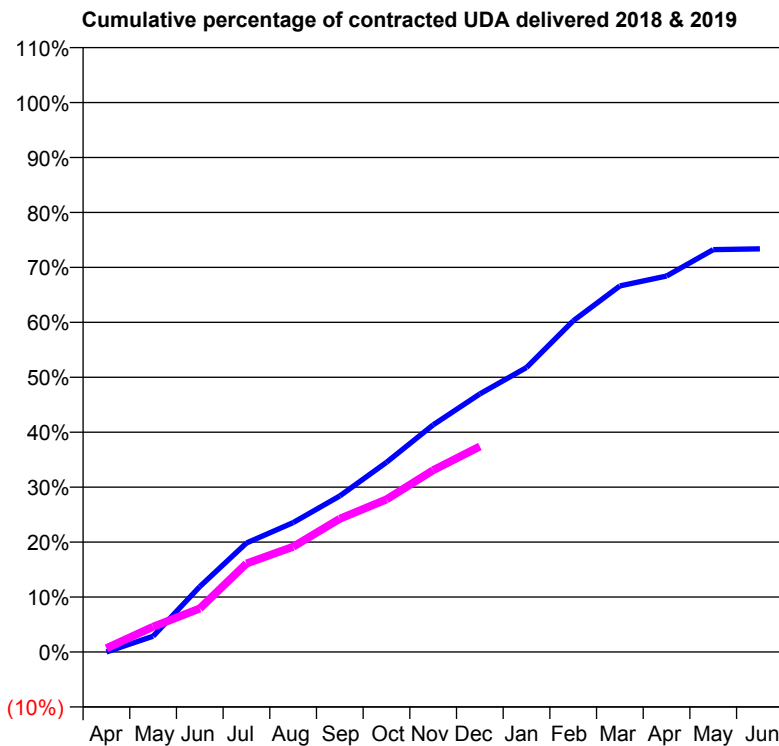
18/19 Contracted general activity (UDA)	8,541
Carry forward general activity (UDA)	0
18/19 Contracted orthodontic activity (UOA)	0
Carry forward orthodontic activity (UOA)	0
Baseline contract value	£207,718.51

ACCESS*

Patients seen in 24 months	Total	Change since previous quarter
Quarter ending December 2017	1,528	
Quarter ending March 2018	1,408	↓
Quarter ending June 2018	1,440	↑
Quarter ending September 2018	1,444	→
Quarter ending December 2018	1,446	→
Variance since December 2017	(5.4%)	↓



ACTIVITY



Month	Adjusted Scheduled Activity (UDA)	
	2018	2019
April	0	59
May	246	392
June	1,016	676
July	1,694	1,376
August	2,011	1,636
September	2,426	2,072
October	2,949	2,372
November	3,530	2,825
December	4,012	3,195
January	4,423	
February	5,148	
March	5,691	
April	5,843	
May	6,254	
June	6,267	

QUALITY

	Quantity	Base Number	Contract	AT	Region	England
% of FP17s for the same patient ID Re-attending within 3 months - Children	47	351	13.4%	11.5%	11.3%	11.8%
% of FP17s for the same patient ID Re-attending within 3 months - Adults	159	937	17.0%	14.8%	15.3%	15.6%
% of FP17s for the same patient ID Re-attending between 3 & 9 months - Children	175	351	49.9%	58.3%	61.1%	58.8%
% of FP17s for the same patient ID Re-attending between 3 & 9 months - Adults	391	937	41.7%	49.3%	52.4%	51.0%
% of FP17s for Band 1 Urgent Courses	168	1,145	14.7%	9.7%	9.5%	9.0%
% of FP17s Relating to Free Repair or Replacements	5	1,145	0.4%	0.7%	0.7%	0.8%
% of FP17s Relating to Continuations	23	1,145	2.0%	0.6%	0.8%	0.9%
% of Patients satisfied with the dentistry they have received	0	0	N/A	94.1%	93.1%	93.2%
% of Patients satisfied with the time they had to wait for an appointment	0	0	N/A	87.3%	87.8%	88.3%

* This is based on patients treated on this contract for their most recent course of treatment. Figures in italics indicate the base number of FP17s or Patient Questionnaire responses are less than 100. N/A is shown where the base number of responses is less than 10 during the period. % is calculated as Quantity/Base number*100

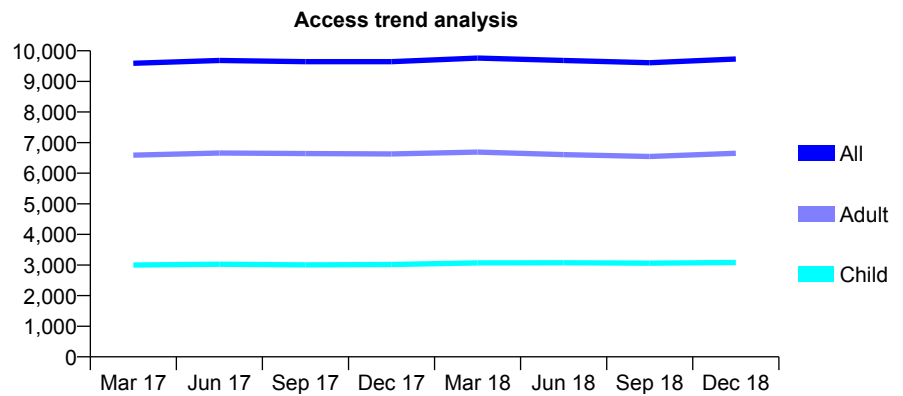
Q69 - Vital Signs At a Glance Contract Report for 133752/0001 - December 2018

Name or company name	Winnersh Dental Practice Ltd
Contract type name	GDS Contract
Purpose of contract	General
Contract start date	05/02/2010
Contract end date	

18/19 Contracted general activity (UDA)	23,809
Carry forward general activity (UDA)	283
18/19 Contracted orthodontic activity (UOA)	0
Carry forward orthodontic activity (UOA)	0
Baseline contract value	£596,880.10

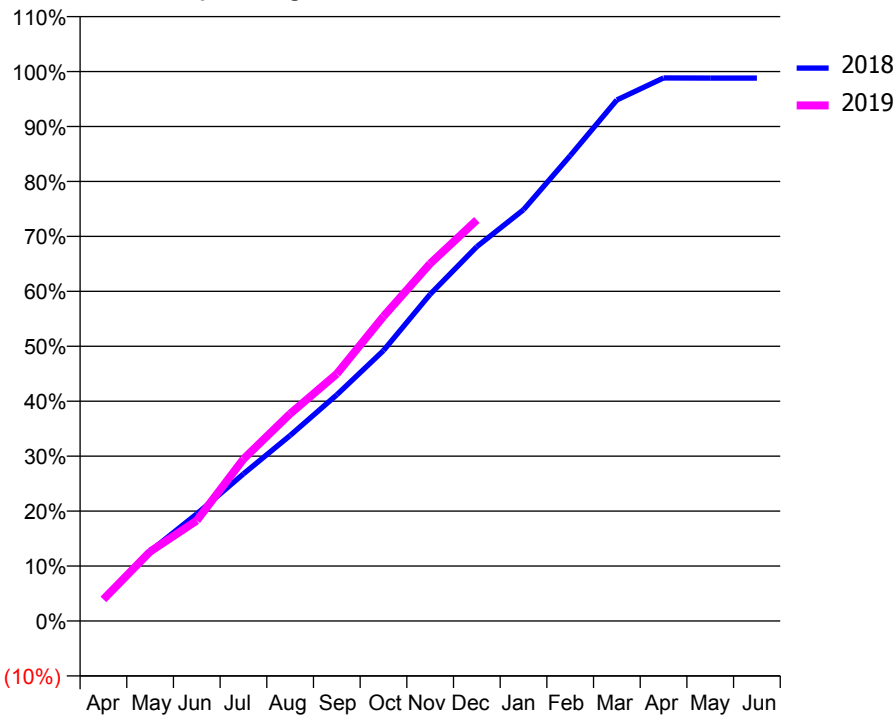
ACCESS*

Patients seen in 24 months	Total	Change since previous quarter
Quarter ending December 2017	9,647	
Quarter ending March 2018	9,761	→
Quarter ending June 2018	9,682	→
Quarter ending September 2018	9,608	→
Quarter ending December 2018	9,734	→
Variance since December 2017	0.9%	→



ACTIVITY

Cumulative percentage of contracted UDA delivered 2018 & 2019



Month	Adjusted Scheduled Activity (UDA)	
	2018	2019
April	963	940
May	3,026	3,007
June	4,644	4,351
July	6,375	7,017
August	8,037	8,983
September	9,804	10,709
October	11,719	13,198
November	14,161	15,490
December	16,221	17,374
January	17,823	
February	20,161	
March	22,575	
April	23,530	
May	23,523	
June	23,526	

QUALITY

	Quantity	Base Number	Contract	AT	Region	England
% of FP17s for the same patient ID Re-attending within 3 months - Children	294	3,529	8.3%	11.5%	11.3%	11.8%
% of FP17s for the same patient ID Re-attending within 3 months - Adults	1,042	6,396	16.3%	14.8%	15.3%	15.6%
% of FP17s for the same patient ID Re-attending between 3 & 9 months - Children	2,242	3,529	63.5%	58.3%	61.1%	58.8%
% of FP17s for the same patient ID Re-attending between 3 & 9 months - Adults	3,219	6,396	50.3%	49.3%	52.4%	51.0%
% of FP17s for Band 1 Urgent Courses	896	9,488	9.4%	9.7%	9.5%	9.0%
% of FP17s Relating to Free Repair or Replacements	109	9,488	1.1%	0.7%	0.7%	0.8%
% of FP17s Relating to Continuations	27	9,488	0.3%	0.6%	0.8%	0.9%
% of Patients satisfied with the dentistry they have received	4	4	N/A	94.1%	93.1%	93.2%
% of Patients satisfied with the time they had to wait for an appointment	3	4	N/A	87.3%	87.8%	88.3%

* This is based on patients treated on this contract for their most recent course of treatment. Figures in italics indicate the base number of FP17s or Patient Questionnaire responses are less than 100. N/A is shown where the base number of responses is less than 10 during the period. % is calculated as Quantity/Base number*100

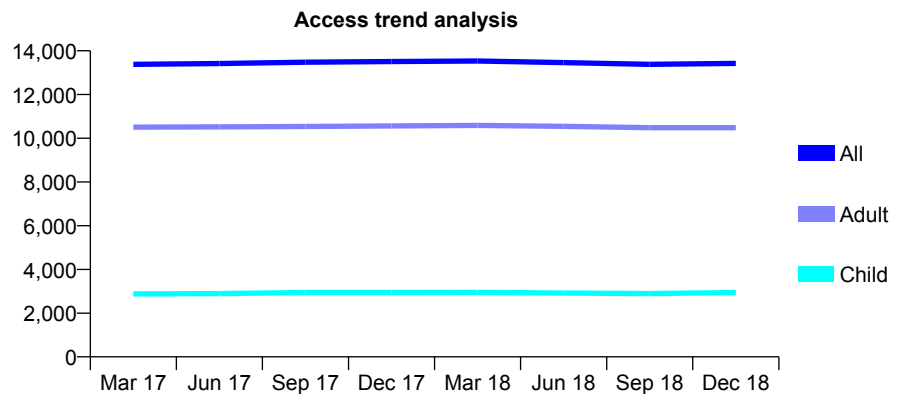
Q69 - Vital Signs At a Glance Contract Report for 134384/0001 - December 2018

Name or company name	Sam Health Ltd
Contract type name	GDS Contract
Purpose of contract	General
Contract start date	01/05/2013
Contract end date	

18/19 Contracted general activity (UDA)	40,939
Carry forward general activity (UDA)	308
18/19 Contracted orthodontic activity (UOA)	0
Carry forward orthodontic activity (UOA)	0
Baseline contract value	£1,015,948.39

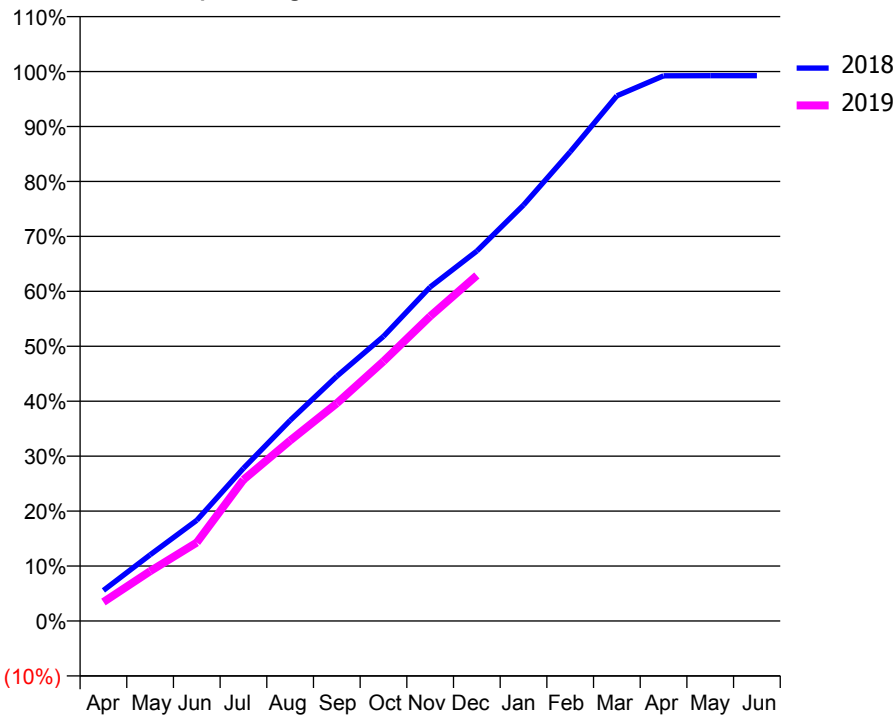
ACCESS*

Patients seen in 24 months	Total	Change since previous quarter
Quarter ending December 2017	13,507	
Quarter ending March 2018	13,535	→
Quarter ending June 2018	13,463	→
Quarter ending September 2018	13,380	→
Quarter ending December 2018	13,426	→
Variance since December 2017	(0.6%)	→



ACTIVITY

Cumulative percentage of contracted UDA delivered 2018 & 2019



Month	Adjusted Scheduled Activity (UDA)	
	2018	2019
April	2,279	1,418
May	4,934	3,711
June	7,505	5,849
July	11,380	10,522
August	14,949	13,448
September	18,235	16,215
October	21,204	19,349
November	24,883	22,702
December	27,566	25,741
January	30,996	
February	34,957	
March	39,131	
April	40,615	
May	40,631	
June	40,631	

QUALITY

	Quantity	Base Number	Contract	AT	Region	England
% of FP17s for the same patient ID Re-attending within 3 months - Children	293	3,407	8.6%	11.5%	11.3%	11.8%
% of FP17s for the same patient ID Re-attending within 3 months - Adults	1,801	10,414	17.3%	14.8%	15.3%	15.6%
% of FP17s for the same patient ID Re-attending between 3 & 9 months - Children	2,012	3,407	59.1%	58.3%	61.1%	58.8%
% of FP17s for the same patient ID Re-attending between 3 & 9 months - Adults	5,100	10,414	49.0%	49.3%	52.4%	51.0%
% of FP17s for Band 1 Urgent Courses	1,452	13,141	11.0%	9.7%	9.5%	9.0%
% of FP17s Relating to Free Repair or Replacements	163	13,141	1.2%	0.7%	0.7%	0.8%
% of FP17s Relating to Continuations	111	13,141	0.8%	0.6%	0.8%	0.9%
% of Patients satisfied with the dentistry they have received	14	14	100.0%	94.1%	93.1%	93.2%
% of Patients satisfied with the time they had to wait for an appointment	12	14	85.7%	87.3%	87.8%	88.3%

* This is based on patients treated on this contract for their most recent course of treatment. Figures in italics indicate the base number of FP17s or Patient Questionnaire responses are less than 100. N/A is shown where the base number of responses is less than 10 during the period. % is calculated as Quantity/Base number*100

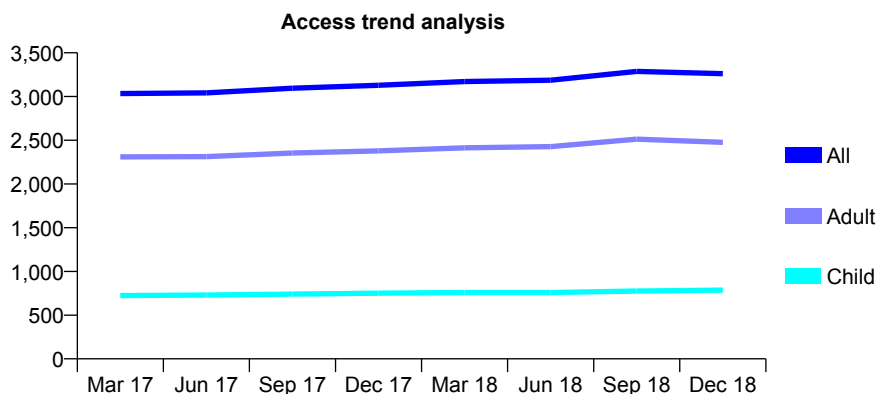
Q69 - Vital Signs At a Glance Contract Report for 136425/0001 - December 2018

Name or company name	Barsar Ltd
Contract type name	GDS Contract
Purpose of contract	General
Contract start date	01/09/2011
Contract end date	

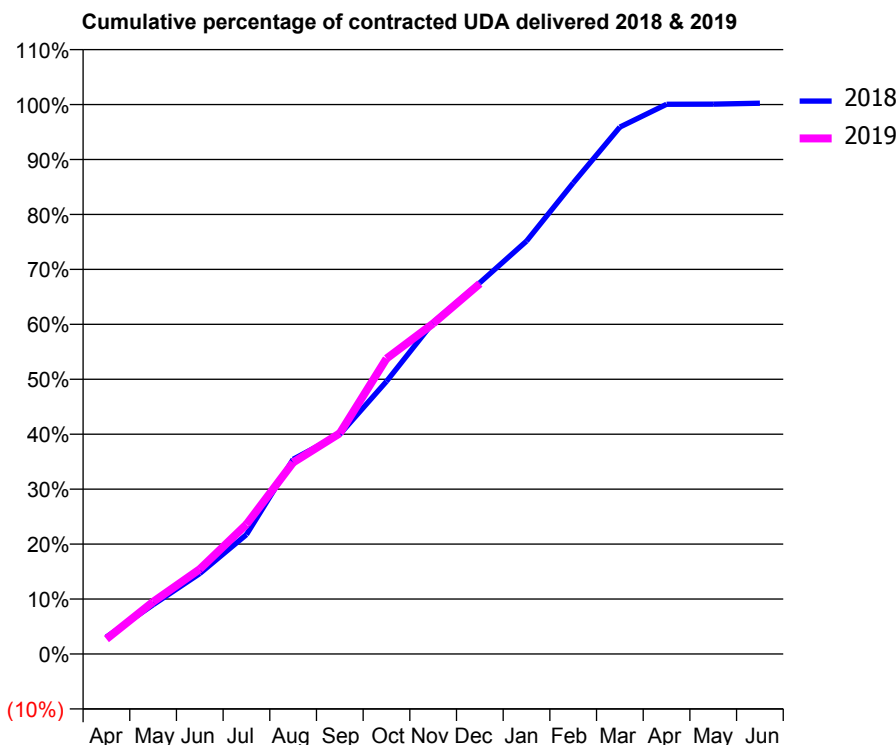
18/19 Contracted general activity (UDA)	7,016
Carry forward general activity (UDA)	0
18/19 Contracted orthodontic activity (UOA)	0
Carry forward orthodontic activity (UOA)	0
Baseline contract value	£150,959.37

ACCESS*

Patients seen in 24 months	Total	Change since previous quarter
Quarter ending December 2017	3,129	
Quarter ending March 2018	3,172	→
Quarter ending June 2018	3,186	→
Quarter ending September 2018	3,288	↑
Quarter ending December 2018	3,262	→
Variance since December 2017	4.3%	↑



ACTIVITY



Month	Adjusted Scheduled Activity (UDA)	
	2018	2019
April	217	191
May	630	667
June	1,027	1,084
July	1,524	1,655
August	2,486	2,445
September	2,806	2,818
October	3,481	3,772
November	4,234	4,220
December	4,740	4,729
January	5,272	
February	6,014	
March	6,727	
April	7,019	
May	7,021	
June	7,033	

QUALITY

	Quantity	Base Number	Contract	AT	Region	England
% of FP17s for the same patient ID Re-attending within 3 months - Children	51	731	7.0%	11.5%	11.3%	11.8%
% of FP17s for the same patient ID Re-attending within 3 months - Adults	410	2,257	18.2%	14.8%	15.3%	15.6%
% of FP17s for the same patient ID Re-attending between 3 & 9 months - Children	387	731	52.9%	58.3%	61.1%	58.8%
% of FP17s for the same patient ID Re-attending between 3 & 9 months - Adults	1,040	2,257	46.1%	49.3%	52.4%	51.0%
% of FP17s for Band 1 Urgent Courses	398	2,320	17.2%	9.7%	9.5%	9.0%
% of FP17s Relating to Free Repair or Replacements	36	2,320	1.6%	0.7%	0.7%	0.8%
% of FP17s Relating to Continuations	7	2,320	0.3%	0.6%	0.8%	0.9%
% of Patients satisfied with the dentistry they have received	3	3	N/A	94.1%	93.1%	93.2%
% of Patients satisfied with the time they had to wait for an appointment	3	3	N/A	87.3%	87.8%	88.3%

* This is based on patients treated on this contract for their most recent course of treatment. Figures in italics indicate the base number of FP17s or Patient Questionnaire responses are less than 100. N/A is shown where the base number of responses is less than 10 during the period. % is calculated as Quantity/Base number*100

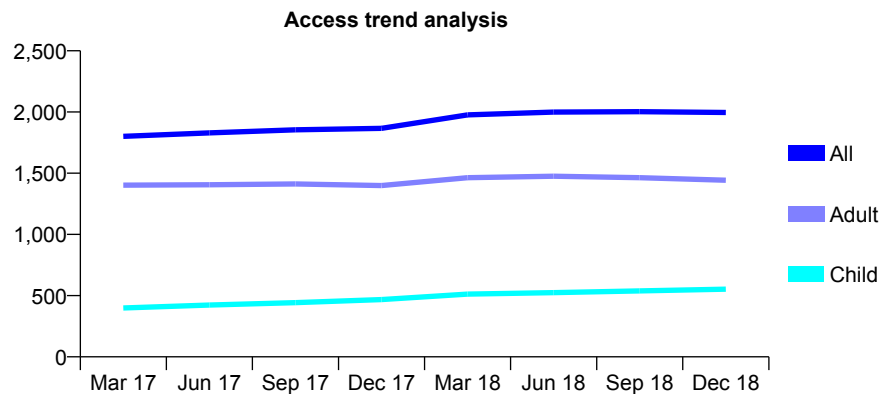
Q69 - Vital Signs At a Glance Contract Report for 136425/0002 - December 2018

Name or company name	Barsar Ltd
Contract type name	GDS Contract
Purpose of contract	General
Contract start date	20/01/2015
Contract end date	

18/19 Contracted general activity (UDA)	4,510
Carry forward general activity (UDA)	0
18/19 Contracted orthodontic activity (UOA)	0
Carry forward orthodontic activity (UOA)	0
Baseline contract value	£98,450.64

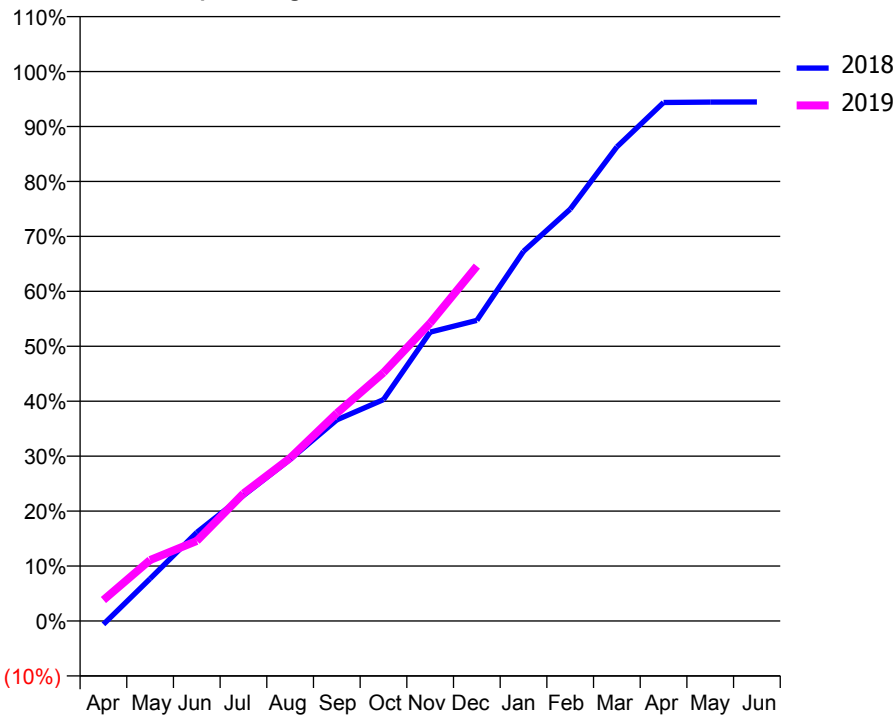
ACCESS*

Patients seen in 24 months	Total	Change since previous quarter
Quarter ending December 2017	1,867	
Quarter ending March 2018	1,977	↑
Quarter ending June 2018	1,999	→
Quarter ending September 2018	2,003	→
Quarter ending December 2018	1,996	→
Variance since December 2017	6.9%	↑



ACTIVITY

Cumulative percentage of contracted UDA delivered 2018 & 2019



Month	Adjusted Scheduled Activity (UDA)	
	2018	2019
April	-28	172
May	348	501
June	727	658
July	1,030	1,047
August	1,327	1,338
September	1,651	1,705
October	1,817	2,038
November	2,371	2,446
December	2,467	2,913
January	3,034	
February	3,380	
March	3,891	
April	4,256	
May	4,259	
June	4,260	

QUALITY

	Quantity	Base Number	Contract	AT	Region	England
% of FP17s for the same patient ID Re-attending within 3 months - Children	35	575	6.1%	11.5%	11.3%	11.8%
% of FP17s for the same patient ID Re-attending within 3 months - Adults	172	1,277	13.5%	14.8%	15.3%	15.6%
% of FP17s for the same patient ID Re-attending between 3 & 9 months - Children	337	575	58.6%	58.3%	61.1%	58.8%
% of FP17s for the same patient ID Re-attending between 3 & 9 months - Adults	576	1,277	45.1%	49.3%	52.4%	51.0%
% of FP17s for Band 1 Urgent Courses	226	1,574	14.4%	9.7%	9.5%	9.0%
% of FP17s Relating to Free Repair or Replacements	9	1,574	0.6%	0.7%	0.7%	0.8%
% of FP17s Relating to Continuations	4	1,574	0.3%	0.6%	0.8%	0.9%
% of Patients satisfied with the dentistry they have received	2	2	N/A	94.1%	93.1%	93.2%
% of Patients satisfied with the time they had to wait for an appointment	2	2	N/A	87.3%	87.8%	88.3%

* This is based on patients treated on this contract for their most recent course of treatment. Figures in italics indicate the base number of FP17s or Patient Questionnaire responses are less than 100. N/A is shown where the base number of responses is less than 10 during the period. % is calculated as Quantity/Base number*100

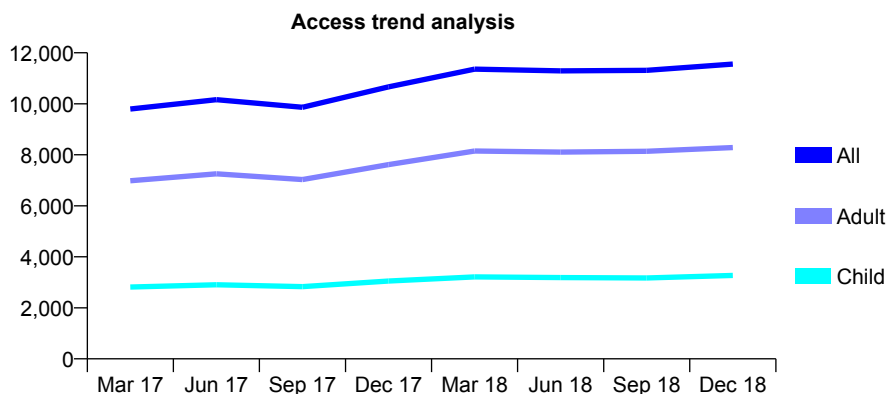
Q69 - Vital Signs At a Glance Contract Report for 137588/0006 - December 2018

Name or company name	Damira Dental Studios Ltd
Contract type name	GDS Contract
Purpose of contract	General
Contract start date	01/04/2015
Contract end date	

18/19 Contracted general activity (UDA)	46,702
Carry forward general activity (UDA)	0
18/19 Contracted orthodontic activity (UOA)	0
Carry forward orthodontic activity (UOA)	0
Baseline contract value	£1,236,318.07

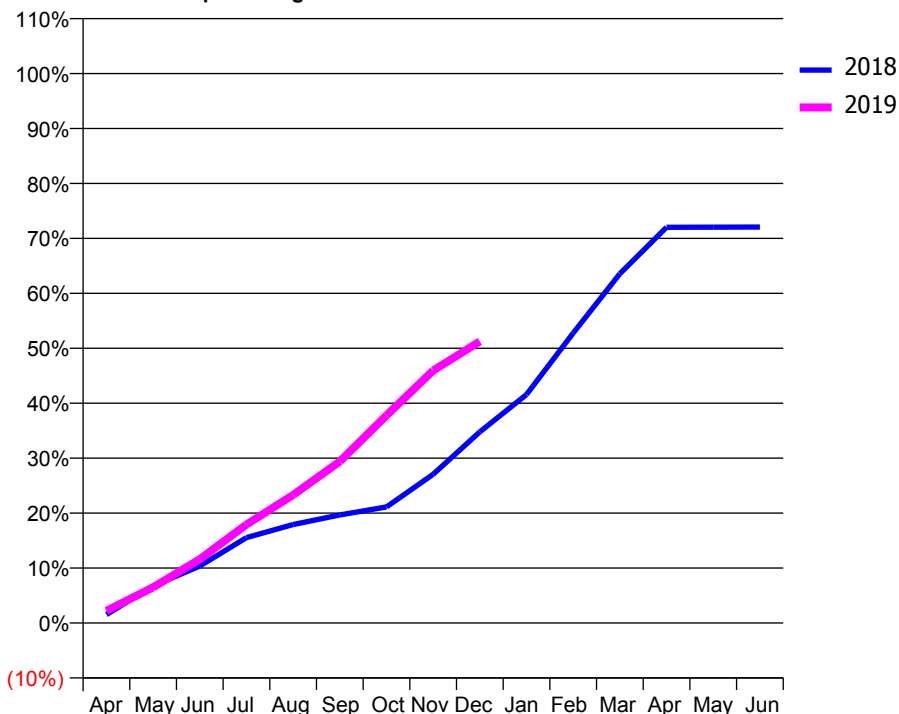
ACCESS*

Patients seen in 24 months	Total	Change since previous quarter
Quarter ending December 2017	10,665	
Quarter ending March 2018	11,359	↑
Quarter ending June 2018	11,293	→
Quarter ending September 2018	11,310	→
Quarter ending December 2018	11,556	↑
Variance since December 2017	8.4%	↑



ACTIVITY

Cumulative percentage of contracted UDA delivered 2018 & 2019



Month	Adjusted Scheduled Activity (UDA)	
	2018	2019
April	725	1,033
May	3,140	3,037
June	4,843	5,425
July	7,260	8,368
August	8,374	10,888
September	9,191	13,731
October	9,865	17,636
November	12,643	21,458
December	16,249	23,932
January	19,418	
February	24,645	
March	29,690	
April	33,628	
May	33,637	
June	33,650	

QUALITY

	Quantity	Base Number	Contract	AT	Region	England
% of FP17s for the same patient ID Re-attending within 3 months - Children	322	3,859	8.3%	11.5%	11.3%	11.8%
% of FP17s for the same patient ID Re-attending within 3 months - Adults	1,218	8,212	14.8%	14.8%	15.3%	15.6%
% of FP17s for the same patient ID Re-attending between 3 & 9 months - Children	2,456	3,859	63.6%	58.3%	61.1%	58.8%
% of FP17s for the same patient ID Re-attending between 3 & 9 months - Adults	4,085	8,212	49.7%	49.3%	52.4%	51.0%
% of FP17s for Band 1 Urgent Courses	1,333	10,926	12.2%	9.7%	9.5%	9.0%
% of FP17s Relating to Free Repair or Replacements	44	10,926	0.4%	0.7%	0.7%	0.8%
% of FP17s Relating to Continuations	49	10,926	0.4%	0.6%	0.8%	0.9%
% of Patients satisfied with the dentistry they have received	1	1	N/A	94.1%	93.1%	93.2%
% of Patients satisfied with the time they had to wait for an appointment	0	1	N/A	87.3%	87.8%	88.3%

* This is based on patients treated on this contract for their most recent course of treatment. Figures in italics indicate the base number of FP17s or Patient Questionnaire responses are less than 100. N/A is shown where the base number of responses is less than 10 during the period. % is calculated as Quantity/Base number*100

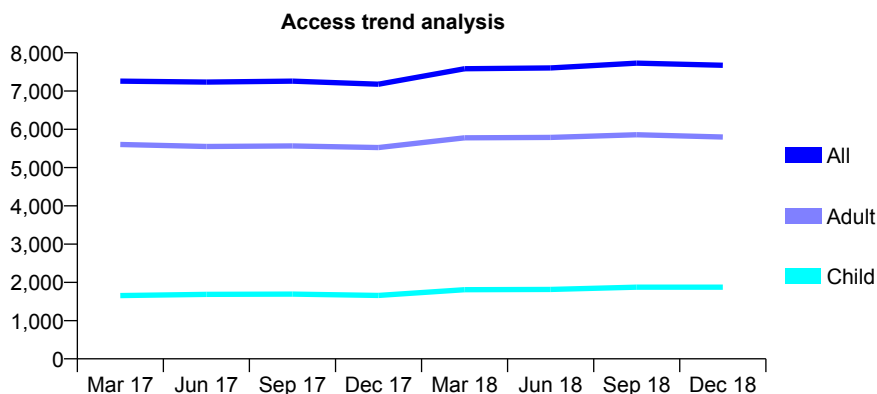
Q69 - Vital Signs At a Glance Contract Report for 137588/0007 - December 2018

Name or company name	Damira Dental Studios Ltd
Contract type name	GDS Contract
Purpose of contract	General
Contract start date	01/04/2015
Contract end date	

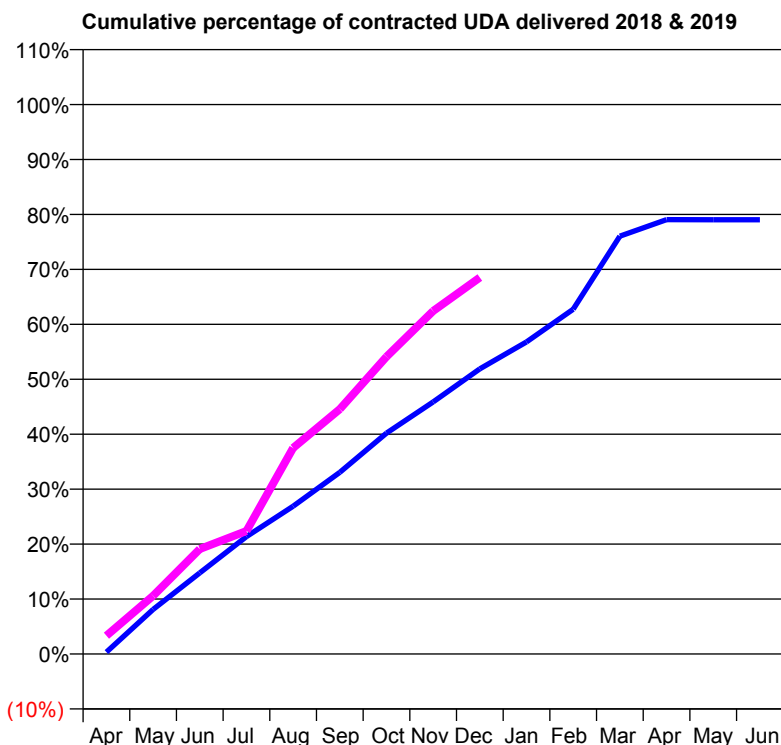
18/19 Contracted general activity (UDA)	22,500
Carry forward general activity (UDA)	0
18/19 Contracted orthodontic activity (UOA)	0
Carry forward orthodontic activity (UOA)	0
Baseline contract value	£558,374.24

ACCESS*

Patients seen in 24 months	Total	Change since previous quarter
Quarter ending December 2017	7,180	
Quarter ending March 2018	7,585	↑
Quarter ending June 2018	7,604	→
Quarter ending September 2018	7,731	→
Quarter ending December 2018	7,674	→
Variance since December 2017	6.9%	↑



ACTIVITY



Month	Adjusted Scheduled Activity (UDA)	
	2018	2019
April	78	752
May	1,827	2,384
June	3,323	4,301
July	4,808	5,039
August	6,053	8,441
September	7,439	10,027
October	9,046	12,175
November	10,322	14,047
December	11,674	15,415
January	12,778	
February	14,119	
March	17,109	
April	17,784	
May	17,780	
June	17,779	

QUALITY

	Quantity	Base Number	Contract	AT	Region	England
% of FP17s for the same patient ID Re-attending within 3 months - Children	341	2,286	14.9%	11.5%	11.3%	11.8%
% of FP17s for the same patient ID Re-attending within 3 months - Adults	1,318	5,859	22.5%	14.8%	15.3%	15.6%
% of FP17s for the same patient ID Re-attending between 3 & 9 months - Children	1,067	2,286	46.7%	58.3%	61.1%	58.8%
% of FP17s for the same patient ID Re-attending between 3 & 9 months - Adults	1,974	5,859	33.7%	49.3%	52.4%	51.0%
% of FP17s for Band 1 Urgent Courses	1,789	7,126	25.1%	9.7%	9.5%	9.0%
% of FP17s Relating to Free Repair or Replacements	57	7,126	0.8%	0.7%	0.7%	0.8%
% of FP17s Relating to Continuations	35	7,126	0.5%	0.6%	0.8%	0.9%
% of Patients satisfied with the dentistry they have received	7	7	N/A	94.1%	93.1%	93.2%
% of Patients satisfied with the time they had to wait for an appointment	5	7	N/A	87.3%	87.8%	88.3%

* This is based on patients treated on this contract for their most recent course of treatment. Figures in italics indicate the base number of FP17s or Patient Questionnaire responses are less than 100. N/A is shown where the base number of responses is less than 10 during the period. % is calculated as Quantity/Base number*100

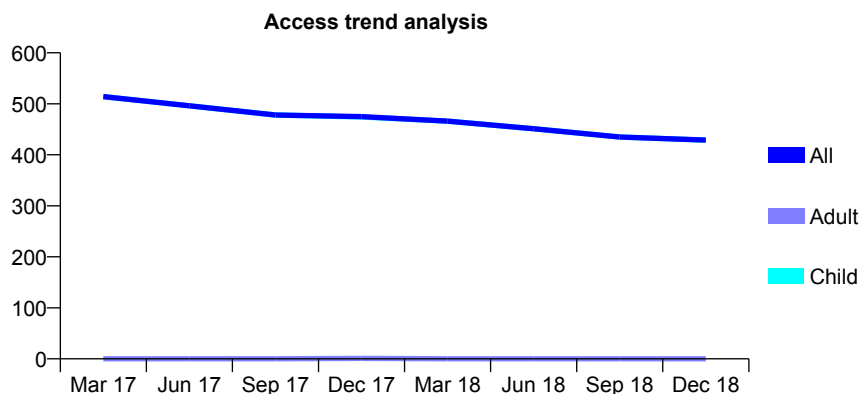
Q69 - Vital Signs At a Glance Contract Report for 138770/0001 - December 2018

Name or company name	Greystone Dental Surgery
Contract type name	GDS Contract
Purpose of contract	General
Contract start date	18/03/2014
Contract end date	

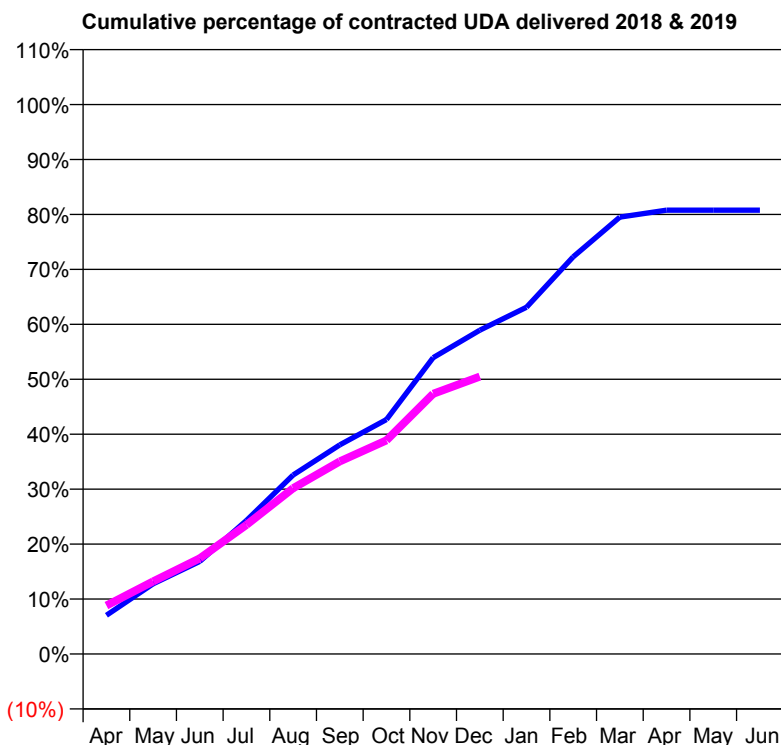
18/19 Contracted general activity (UDA)	963
Carry forward general activity (UDA)	0
18/19 Contracted orthodontic activity (UOA)	0
Carry forward orthodontic activity (UOA)	0
Baseline contract value	£17,525.16

ACCESS*

Patients seen in 24 months	Total	Change since previous quarter
Quarter ending December 2017	475	
Quarter ending March 2018	466	↓
Quarter ending June 2018	451	↓
Quarter ending September 2018	435	↓
Quarter ending December 2018	429	↓
Variance since December 2017	(9.7%)	↓



ACTIVITY



Month	Adjusted Scheduled Activity (UDA)	
	2018	2019
April	68	85
May	123	127
June	162	168
July	234	226
August	314	291
September	367	338
October	411	375
November	519	456
December	568	486
January	608	
February	696	
March	766	
April	778	
May	778	
June	778	

QUALITY

	Quantity	Base Number	Contract	AT	Region	England
% of FP17s for the same patient ID Re-attending within 3 months - Children	22	404	5.4%	11.5%	11.3%	11.8%
% of FP17s for the same patient ID Re-attending within 3 months - Adults	0	0	N/A	14.8%	15.3%	15.6%
% of FP17s for the same patient ID Re-attending between 3 & 9 months - Children	286	404	70.8%	58.3%	61.1%	58.8%
% of FP17s for the same patient ID Re-attending between 3 & 9 months - Adults	0	0	N/A	49.3%	52.4%	51.0%
% of FP17s for Band 1 Urgent Courses	11	394	2.8%	9.7%	9.5%	9.0%
% of FP17s Relating to Free Repair or Replacements	0	394	0.0%	0.7%	0.7%	0.8%
% of FP17s Relating to Continuations	4	394	1.0%	0.6%	0.8%	0.9%
% of Patients satisfied with the dentistry they have received	0	0	N/A	94.1%	93.1%	93.2%
% of Patients satisfied with the time they had to wait for an appointment	0	0	N/A	87.3%	87.8%	88.3%

* This is based on patients treated on this contract for their most recent course of treatment. Figures in italics indicate the base number of FP17s or Patient Questionnaire responses are less than 100. N/A is shown where the base number of responses is less than 10 during the period. % is calculated as Quantity/Base number*100

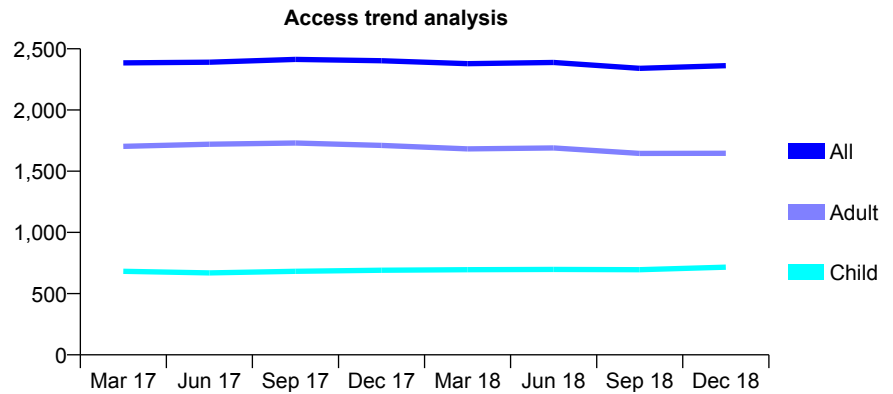
Q69 - Vital Signs At a Glance Contract Report for 139610/0002 - December 2018

Name or company name	OPTIMA CARE (MAIDENHEAD) Ltd
Contract type name	GDS Contract
Purpose of contract	General
Contract start date	24/09/2012
Contract end date	

18/19 Contracted general activity (UDA)	4,658
Carry forward general activity (UDA)	-16
18/19 Contracted orthodontic activity (UOA)	0
Carry forward orthodontic activity (UOA)	0
Baseline contract value	£109,447.56

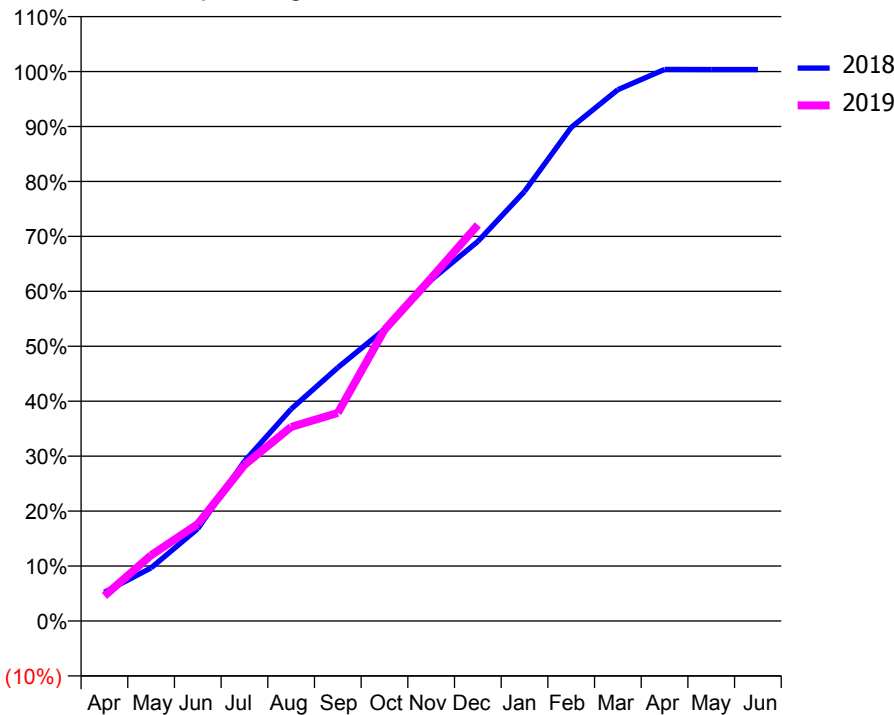
ACCESS*

Patients seen in 24 months	Total	Change since previous quarter
Quarter ending December 2017	2,402	
Quarter ending March 2018	2,378	→
Quarter ending June 2018	2,388	→
Quarter ending September 2018	2,340	↓
Quarter ending December 2018	2,362	→
Variance since December 2017	(1.7%)	↓



ACTIVITY

Cumulative percentage of contracted UDA delivered 2018 & 2019



Month	Adjusted Scheduled Activity (UDA)	
	2018	2019
April	243	213
May	451	558
June	783	823
July	1,355	1,323
August	1,796	1,645
September	2,149	1,764
October	2,473	2,468
November	2,891	2,907
December	3,218	3,358
January	3,641	
February	4,184	
March	4,504	
April	4,675	
May	4,674	
June	4,674	

QUALITY

	Quantity	Base Number	Contract	AT	Region	England
% of FP17s for the same patient ID Re-attending within 3 months - Children	30	727	4.1%	11.5%	11.3%	11.8%
% of FP17s for the same patient ID Re-attending within 3 months - Adults	116	1,352	8.6%	14.8%	15.3%	15.6%
% of FP17s for the same patient ID Re-attending between 3 & 9 months - Children	344	727	47.3%	58.3%	61.1%	58.8%
% of FP17s for the same patient ID Re-attending between 3 & 9 months - Adults	480	1,352	35.5%	49.3%	52.4%	51.0%
% of FP17s for Band 1 Urgent Courses	139	1,682	8.3%	9.7%	9.5%	9.0%
% of FP17s Relating to Free Repair or Replacements	8	1,682	0.5%	0.7%	0.7%	0.8%
% of FP17s Relating to Continuations	1	1,682	0.1%	0.6%	0.8%	0.9%
% of Patients satisfied with the dentistry they have received	1	1	N/A	94.1%	93.1%	93.2%
% of Patients satisfied with the time they had to wait for an appointment	1	1	N/A	87.3%	87.8%	88.3%

* This is based on patients treated on this contract for their most recent course of treatment. Figures in italics indicate the base number of FP17s or Patient Questionnaire responses are less than 100. N/A is shown where the base number of responses is less than 10 during the period. % is calculated as Quantity/Base number*100

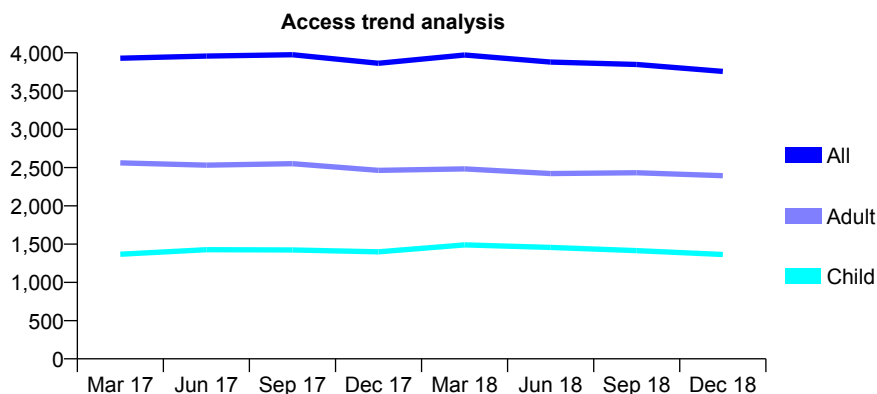
Q69 - Vital Signs At a Glance Contract Report for 139777/0001 - December 2018

Name or company name	Alluradent Ltd
Contract type name	GDS Contract
Purpose of contract	General
Contract start date	01/12/2010
Contract end date	

18/19 Contracted general activity (UDA)	7,346
Carry forward general activity (UDA)	243
18/19 Contracted orthodontic activity (UOA)	0
Carry forward orthodontic activity (UOA)	0
Baseline contract value	£171,940.04

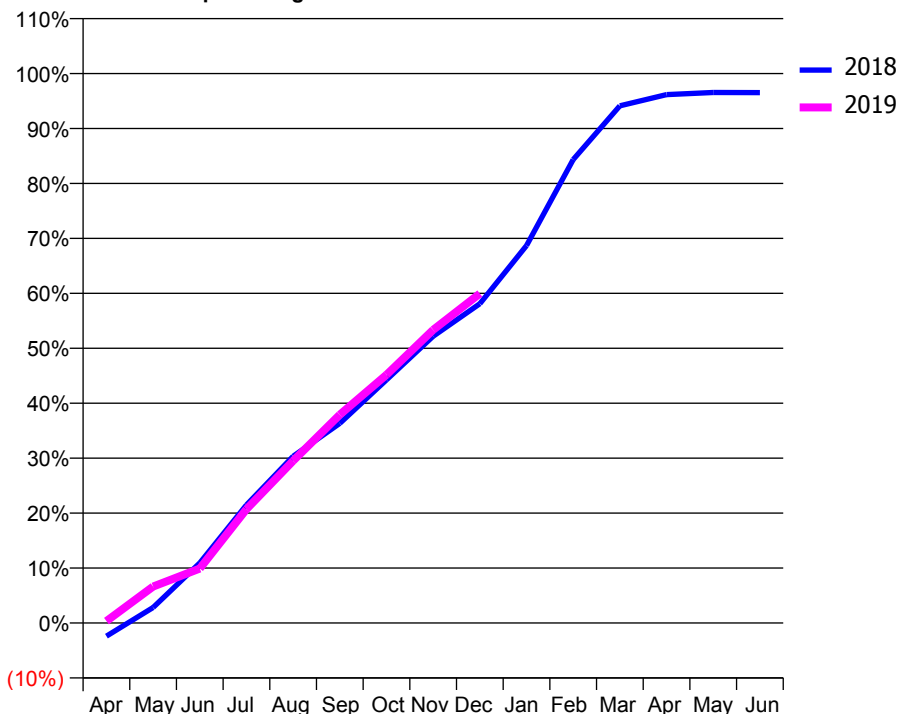
ACCESS*

Patients seen in 24 months	Total	Change since previous quarter
Quarter ending December 2017	3,863	
Quarter ending March 2018	3,971	↑
Quarter ending June 2018	3,878	↓
Quarter ending September 2018	3,848	→
Quarter ending December 2018	3,757	↓
Variance since December 2017	(2.7%)	↓



ACTIVITY

Cumulative percentage of contracted UDA delivered 2018 & 2019



Month	Adjusted Scheduled Activity (UDA)	
	2018	2019
April	-169	25
May	197	488
June	766	728
July	1,504	1,522
August	2,124	2,169
September	2,543	2,786
October	3,095	3,319
November	3,651	3,920
December	4,065	4,405
January	4,806	
February	5,900	
March	6,585	
April	6,728	
May	6,754	
June	6,753	

QUALITY

	Quantity	Base Number	Contract	AT	Region	England
% of FP17s for the same patient ID Re-attending within 3 months - Children	99	1,317	7.5%	11.5%	11.3%	11.8%
% of FP17s for the same patient ID Re-attending within 3 months - Adults	310	1,917	16.2%	14.8%	15.3%	15.6%
% of FP17s for the same patient ID Re-attending between 3 & 9 months - Children	501	1,317	38.0%	58.3%	61.1%	58.8%
% of FP17s for the same patient ID Re-attending between 3 & 9 months - Adults	501	1,917	26.1%	49.3%	52.4%	51.0%
% of FP17s for Band 1 Urgent Courses	300	2,632	11.4%	9.7%	9.5%	9.0%
% of FP17s Relating to Free Repair or Replacements	32	2,632	1.2%	0.7%	0.7%	0.8%
% of FP17s Relating to Continuations	13	2,632	0.5%	0.6%	0.8%	0.9%
% of Patients satisfied with the dentistry they have received	2	2	N/A	94.1%	93.1%	93.2%
% of Patients satisfied with the time they had to wait for an appointment	1	2	N/A	87.3%	87.8%	88.3%

* This is based on patients treated on this contract for their most recent course of treatment. Figures in italics indicate the base number of FP17s or Patient Questionnaire responses are less than 100. N/A is shown where the base number of responses is less than 10 during the period. % is calculated as Quantity/Base number*100

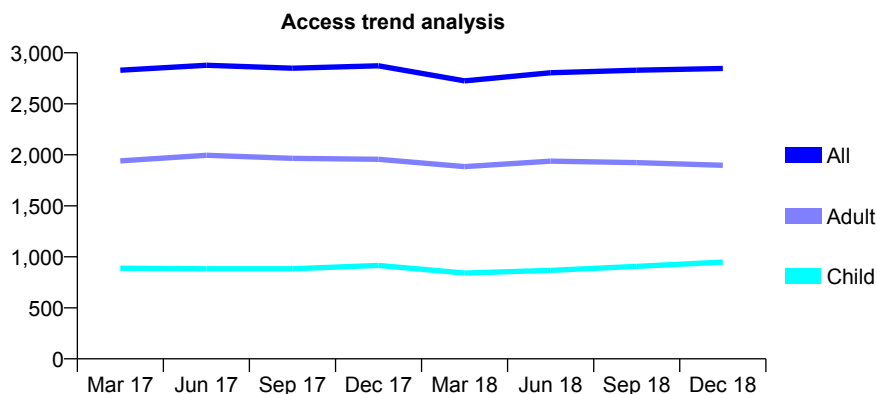
Q69 - Vital Signs At a Glance Contract Report for 139777/0002 - December 2018

Name or company name	Alluradent Ltd
Contract type name	GDS Contract
Purpose of contract	General
Contract start date	01/12/2010
Contract end date	

18/19 Contracted general activity (UDA)	6,615
Carry forward general activity (UDA)	201
18/19 Contracted orthodontic activity (UOA)	0
Carry forward orthodontic activity (UOA)	0
Baseline contract value	£154,552.30

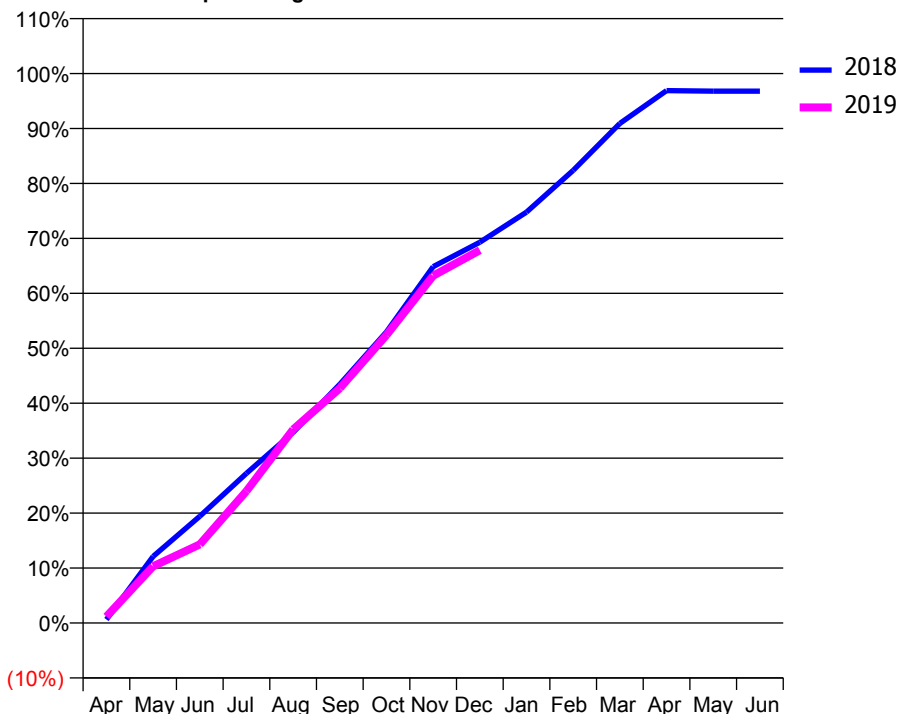
ACCESS*

Patients seen in 24 months	Total	Change since previous quarter
Quarter ending December 2017	2,872	
Quarter ending March 2018	2,725	↓
Quarter ending June 2018	2,805	↑
Quarter ending September 2018	2,829	→
Quarter ending December 2018	2,847	→
Variance since December 2017	(0.9%)	→



ACTIVITY

Cumulative percentage of contracted UDA delivered 2018 & 2019



Month	Adjusted Scheduled Activity (UDA)	
	2018	2019
April	41	78
May	763	684
June	1,223	946
July	1,717	1,588
August	2,186	2,330
September	2,738	2,825
October	3,338	3,467
November	4,085	4,181
December	4,365	4,487
January	4,711	
February	5,190	
March	5,727	
April	6,103	
May	6,098	
June	6,098	

QUALITY

	Quantity	Base Number	Contract	AT	Region	England
% of FP17s for the same patient ID Re-attending within 3 months - Children	44	918	4.8%	11.5%	11.3%	11.8%
% of FP17s for the same patient ID Re-attending within 3 months - Adults	135	1,657	8.1%	14.8%	15.3%	15.6%
% of FP17s for the same patient ID Re-attending between 3 & 9 months - Children	256	918	27.9%	58.3%	61.1%	58.8%
% of FP17s for the same patient ID Re-attending between 3 & 9 months - Adults	471	1,657	28.4%	49.3%	52.4%	51.0%
% of FP17s for Band 1 Urgent Courses	277	2,389	11.6%	9.7%	9.5%	9.0%
% of FP17s Relating to Free Repair or Replacements	20	2,389	0.8%	0.7%	0.7%	0.8%
% of FP17s Relating to Continuations	19	2,389	0.8%	0.6%	0.8%	0.9%
% of Patients satisfied with the dentistry they have received	0	0	N/A	94.1%	93.1%	93.2%
% of Patients satisfied with the time they had to wait for an appointment	0	0	N/A	87.3%	87.8%	88.3%

* This is based on patients treated on this contract for their most recent course of treatment. Figures in italics indicate the base number of FP17s or Patient Questionnaire responses are less than 100. N/A is shown where the base number of responses is less than 10 during the period. % is calculated as Quantity/Base number*100

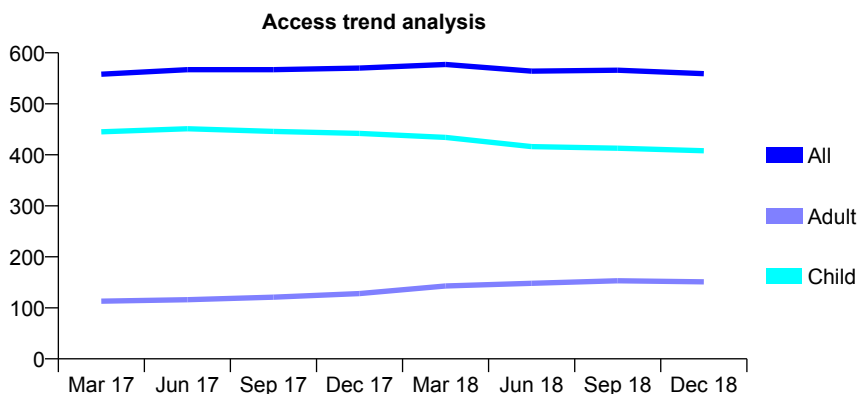
Q69 - Vital Signs At a Glance Contract Report for 139831/0001 - December 2018

Name or company name	High Street Dental Practice (Pangbourne) L
Contract type name	GDS Contract
Purpose of contract	General
Contract start date	01/08/2010
Contract end date	

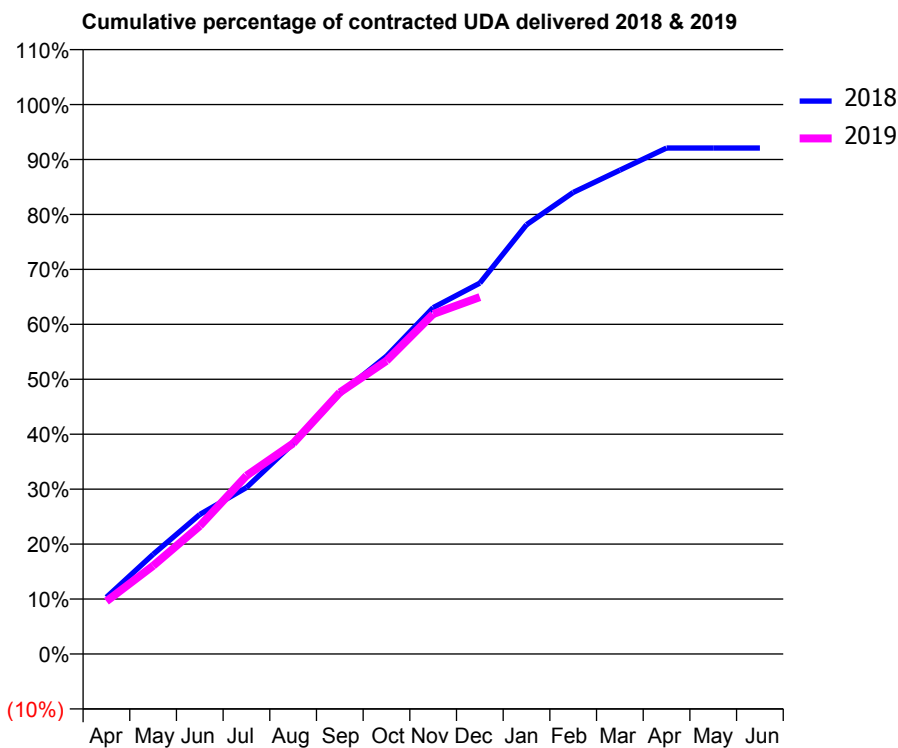
18/19 Contracted general activity (UDA)	940
Carry forward general activity (UDA)	0
18/19 Contracted orthodontic activity (UOA)	0
Carry forward orthodontic activity (UOA)	0
Baseline contract value	£17,638.61

ACCESS*

Patients seen in 24 months	Total	Change since previous quarter
Quarter ending December 2017	570	
Quarter ending March 2018	577	→
Quarter ending June 2018	564	↓
Quarter ending September 2018	566	→
Quarter ending December 2018	559	↓
Variance since December 2017	(1.9%)	↓



ACTIVITY



Month	Adjusted Scheduled Activity (UDA)	
	2018	2019
April	97	90
May	170	151
June	239	219
July	285	305
August	360	360
September	445	447
October	509	502
November	592	582
December	634	611
January	734	
February	790	
March	828	
April	866	
May	866	
June	866	

QUALITY

	Quantity	Base Number	Contract	AT	Region	England
% of FP17s for the same patient ID Re-attending within 3 months - Children	20	504	4.0%	11.5%	11.3%	11.8%
% of FP17s for the same patient ID Re-attending within 3 months - Adults	0	78	0.0%	14.8%	15.3%	15.6%
% of FP17s for the same patient ID Re-attending between 3 & 9 months - Children	340	504	67.5%	58.3%	61.1%	58.8%
% of FP17s for the same patient ID Re-attending between 3 & 9 months - Adults	44	78	56.4%	49.3%	52.4%	51.0%
% of FP17s for Band 1 Urgent Courses	8	545	1.5%	9.7%	9.5%	9.0%
% of FP17s Relating to Free Repair or Replacements	0	545	0.0%	0.7%	0.7%	0.8%
% of FP17s Relating to Continuations	0	545	0.0%	0.6%	0.8%	0.9%
% of Patients satisfied with the dentistry they have received	1	1	N/A	94.1%	93.1%	93.2%
% of Patients satisfied with the time they had to wait for an appointment	1	1	N/A	87.3%	87.8%	88.3%

* This is based on patients treated on this contract for their most recent course of treatment. Figures in italics indicate the base number of FP17s or Patient Questionnaire responses are less than 100. N/A is shown where the base number of responses is less than 10 during the period. % is calculated as Quantity/Base number*100

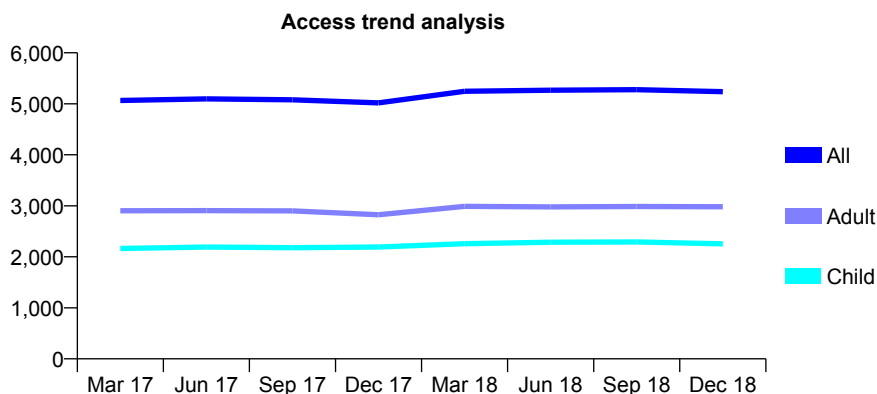
Q69 - Vital Signs At a Glance Contract Report for 140694/0001 - December 2018

Name or company name	Abbey D. Surgery Ltd
Contract type name	GDS Contract
Purpose of contract	General
Contract start date	01/04/2008
Contract end date	

18/19 Contracted general activity (UDA)	15,878
Carry forward general activity (UDA)	697
18/19 Contracted orthodontic activity (UOA)	0
Carry forward orthodontic activity (UOA)	0
Baseline contract value	£465,678.49

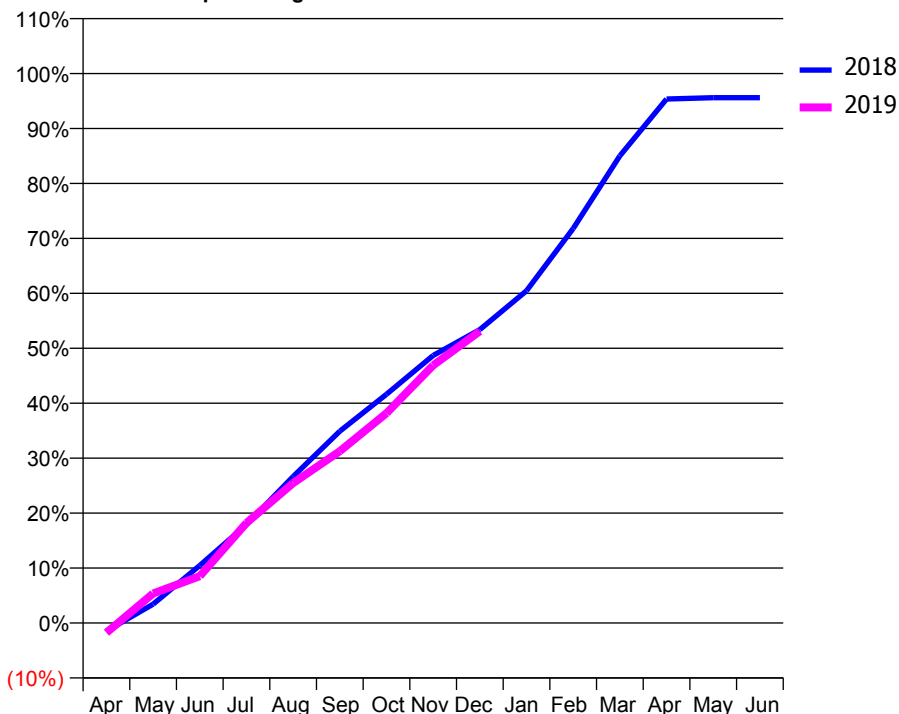
ACCESS*

Patients seen in 24 months	Total	Change since previous quarter
Quarter ending December 2017	5,019	
Quarter ending March 2018	5,247	↑
Quarter ending June 2018	5,266	→
Quarter ending September 2018	5,277	→
Quarter ending December 2018	5,238	→
Variance since December 2017	4.4%	↑



ACTIVITY

Cumulative percentage of contracted UDA delivered 2018 & 2019



Month	Adjusted Scheduled Activity (UDA)	
	2018	2019
April	-237	-283
May	545	852
June	1,663	1,353
July	2,844	2,893
August	4,231	4,045
September	5,544	4,966
October	6,611	6,064
November	7,730	7,447
December	8,480	8,433
January	9,599	
February	11,400	
March	13,499	
April	15,141	
May	15,180	
June	15,180	

QUALITY

	Quantity	Base Number	Contract	AT	Region	England
% of FP17s for the same patient ID Re-attending within 3 months - Children	256	2,087	12.3%	11.5%	11.3%	11.8%
% of FP17s for the same patient ID Re-attending within 3 months - Adults	520	2,256	23.0%	14.8%	15.3%	15.6%
% of FP17s for the same patient ID Re-attending between 3 & 9 months - Children	904	2,087	43.3%	58.3%	61.1%	58.8%
% of FP17s for the same patient ID Re-attending between 3 & 9 months - Adults	565	2,256	25.0%	49.3%	52.4%	51.0%
% of FP17s for Band 1 Urgent Courses	648	3,435	18.9%	9.7%	9.5%	9.0%
% of FP17s Relating to Free Repair or Replacements	19	3,435	0.6%	0.7%	0.7%	0.8%
% of FP17s Relating to Continuations	45	3,435	1.3%	0.6%	0.8%	0.9%
% of Patients satisfied with the dentistry they have received	6	6	N/A	94.1%	93.1%	93.2%
% of Patients satisfied with the time they had to wait for an appointment	6	6	N/A	87.3%	87.8%	88.3%

* This is based on patients treated on this contract for their most recent course of treatment. Figures in italics indicate the base number of FP17s or Patient Questionnaire responses are less than 100. N/A is shown where the base number of responses is less than 10 during the period. % is calculated as Quantity/Base number*100

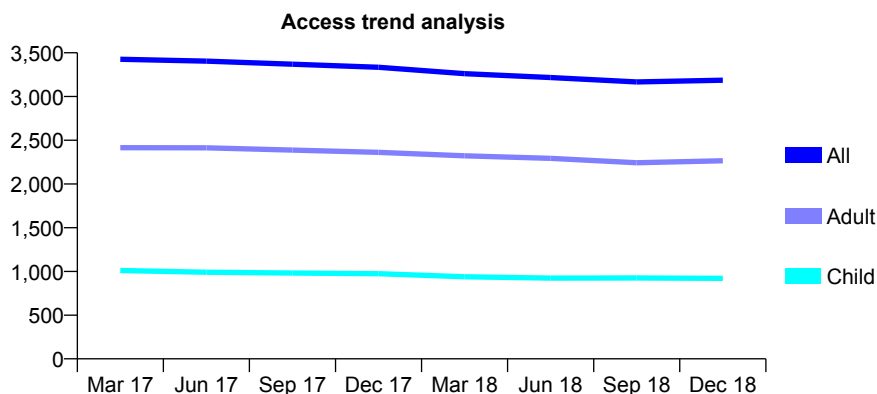
Q69 - Vital Signs At a Glance Contract Report for 142379/0001 - December 2018

Name or company name	Bicester Dental Care
Contract type name	GDS Contract
Purpose of contract	General
Contract start date	01/10/2011
Contract end date	

18/19 Contracted general activity (UDA)	12,694
Carry forward general activity (UDA)	0
18/19 Contracted orthodontic activity (UOA)	0
Carry forward orthodontic activity (UOA)	0
Baseline contract value	£333,020.13

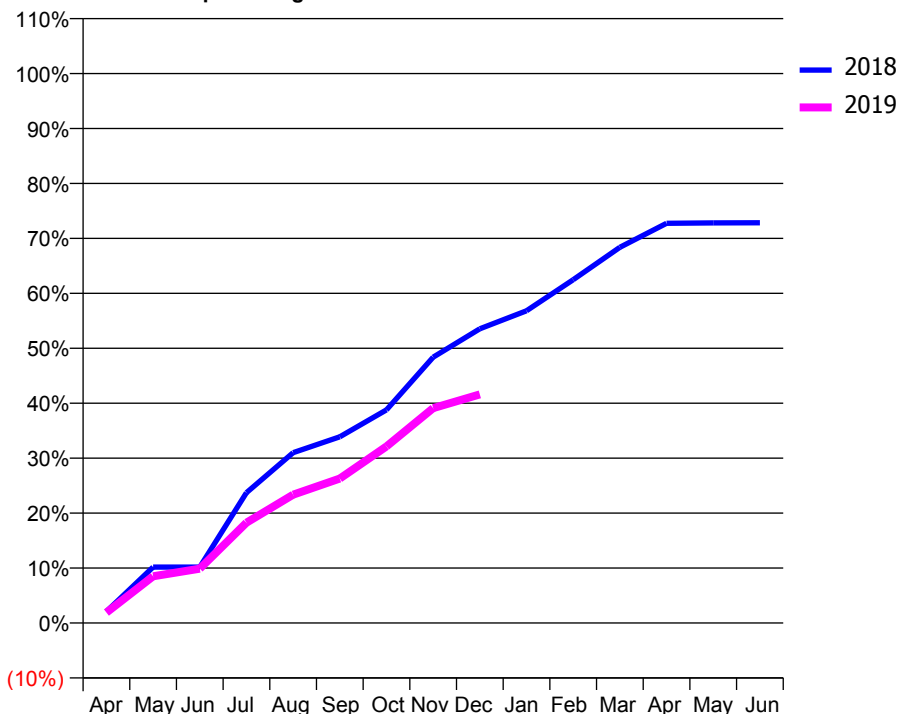
ACCESS*

Patients seen in 24 months	Total	Change since previous quarter
Quarter ending December 2017	3,335	
Quarter ending March 2018	3,261	↓
Quarter ending June 2018	3,217	↓
Quarter ending September 2018	3,167	↓
Quarter ending December 2018	3,187	→
Variance since December 2017	(4.4%)	↓



ACTIVITY

Cumulative percentage of contracted UDA delivered 2018 & 2019



Month	Adjusted Scheduled Activity (UDA)	
	2018	2019
April	268	241
May	1,292	1,078
June	1,292	1,256
July	3,012	2,318
August	3,934	2,966
September	4,301	3,338
October	4,924	4,079
November	6,140	4,965
December	6,797	5,280
January	7,212	
February	7,929	
March	8,679	
April	9,234	
May	9,244	
June	9,245	

QUALITY

	Quantity	Base Number	Contract	AT	Region	England
% of FP17s for the same patient ID Re-attending within 3 months - Children	46	1,094	4.2%	11.5%	11.3%	11.8%
% of FP17s for the same patient ID Re-attending within 3 months - Adults	172	2,134	8.1%	14.8%	15.3%	15.6%
% of FP17s for the same patient ID Re-attending between 3 & 9 months - Children	759	1,094	69.4%	58.3%	61.1%	58.8%
% of FP17s for the same patient ID Re-attending between 3 & 9 months - Adults	1,221	2,134	57.2%	49.3%	52.4%	51.0%
% of FP17s for Band 1 Urgent Courses	189	2,933	6.4%	9.7%	9.5%	9.0%
% of FP17s Relating to Free Repair or Replacements	8	2,933	0.3%	0.7%	0.7%	0.8%
% of FP17s Relating to Continuations	6	2,933	0.2%	0.6%	0.8%	0.9%
% of Patients satisfied with the dentistry they have received	2	2	N/A	94.1%	93.1%	93.2%
% of Patients satisfied with the time they had to wait for an appointment	2	2	N/A	87.3%	87.8%	88.3%

* This is based on patients treated on this contract for their most recent course of treatment. Figures in italics indicate the base number of FP17s or Patient Questionnaire responses are less than 100. N/A is shown where the base number of responses is less than 10 during the period. % is calculated as Quantity/Base number*100

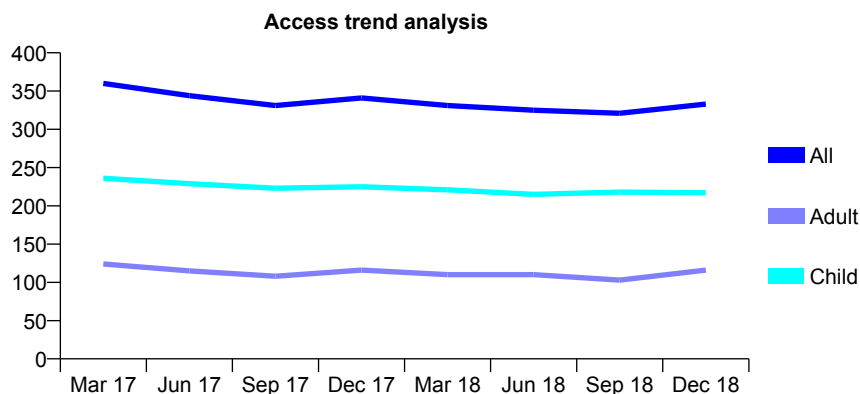
Q69 - Vital Signs At a Glance Contract Report for 143073/0001 - December 2018

Name or company name	MARKET SQUARE DENTAL PRACTICE P
Contract type name	GDS Contract
Purpose of contract	General
Contract start date	03/11/2014
Contract end date	

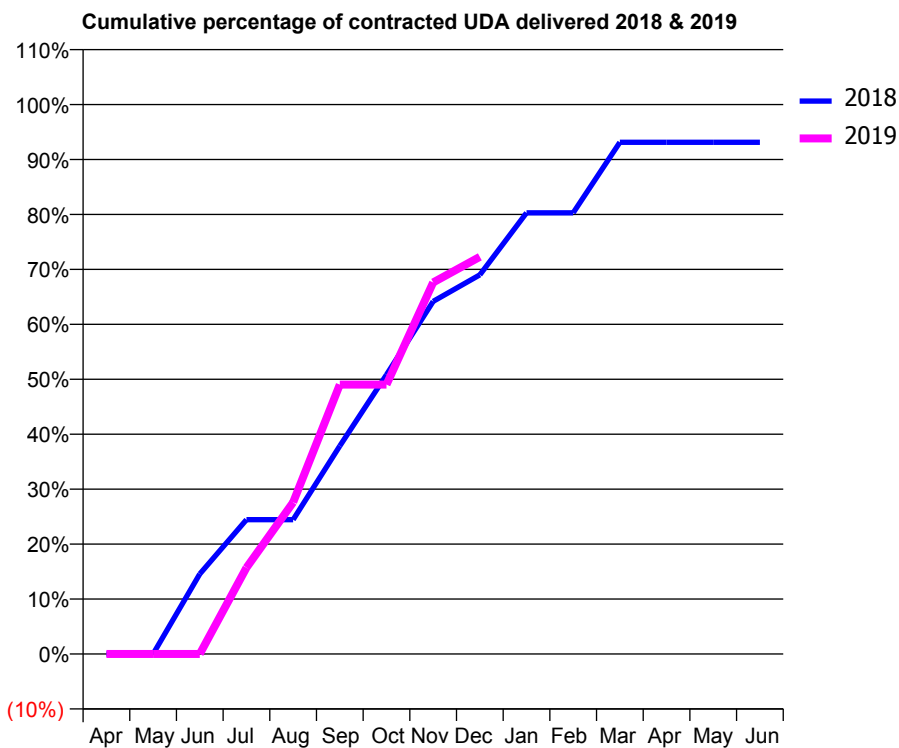
18/19 Contracted general activity (UDA)	648
Carry forward general activity (UDA)	0
18/19 Contracted orthodontic activity (UOA)	0
Carry forward orthodontic activity (UOA)	0
Baseline contract value	£17,352.56

ACCESS*

Patients seen in 24 months	Total	Change since previous quarter
Quarter ending December 2017	341	
Quarter ending March 2018	331	↓
Quarter ending June 2018	325	↓
Quarter ending September 2018	321	↓
Quarter ending December 2018	333	↑
Variance since December 2017	(2.3%)	↓



ACTIVITY



Month	Adjusted Scheduled Activity (UDA)	
	2018	2019
April	0	0
May	0	0
June	94	0
July	158	102
August	158	179
September	245	318
October	329	318
November	416	438
December	447	468
January	520	
February	520	
March	603	
April	603	
May	603	
June	603	

QUALITY

	Quantity	Base Number	Contract	AT	Region	England
% of FP17s for the same patient ID Re-attending within 3 months - Children	26	250	10.4%	11.5%	11.3%	11.8%
% of FP17s for the same patient ID Re-attending within 3 months - Adults	9	72	12.5%	14.8%	15.3%	15.6%
% of FP17s for the same patient ID Re-attending between 3 & 9 months - Children	130	250	52.0%	58.3%	61.1%	58.8%
% of FP17s for the same patient ID Re-attending between 3 & 9 months - Adults	27	72	37.5%	49.3%	52.4%	51.0%
% of FP17s for Band 1 Urgent Courses	9	290	3.1%	9.7%	9.5%	9.0%
% of FP17s Relating to Free Repair or Replacements	0	290	0.0%	0.7%	0.7%	0.8%
% of FP17s Relating to Continuations	7	290	2.4%	0.6%	0.8%	0.9%
% of Patients satisfied with the dentistry they have received	0	0	N/A	94.1%	93.1%	93.2%
% of Patients satisfied with the time they had to wait for an appointment	0	0	N/A	87.3%	87.8%	88.3%

* This is based on patients treated on this contract for their most recent course of treatment. Figures in italics indicate the base number of FP17s or Patient Questionnaire responses are less than 100. N/A is shown where the base number of responses is less than 10 during the period. % is calculated as Quantity/Base number*100

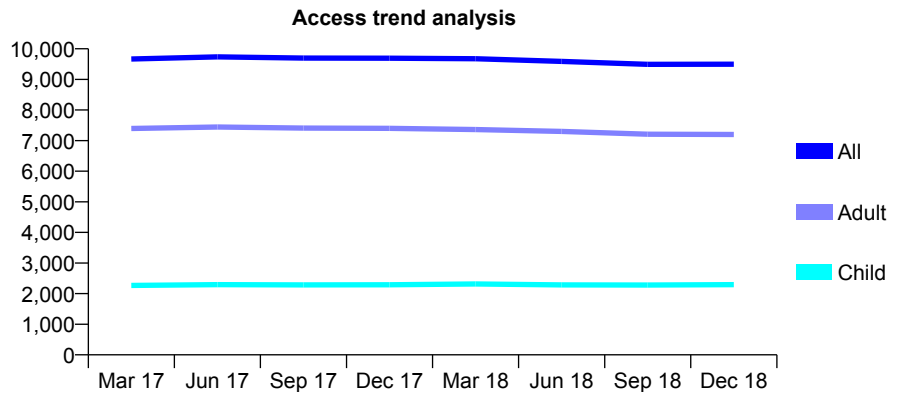
Q69 - Vital Signs At a Glance Contract Report for 143367/0001 - December 2018

Name or company name	Bloxdent Ltd
Contract type name	GDS Contract
Purpose of contract	General
Contract start date	01/01/2010
Contract end date	

18/19 Contracted general activity (UDA)	25,812
Carry forward general activity (UDA)	0
18/19 Contracted orthodontic activity (UOA)	0
Carry forward orthodontic activity (UOA)	0
Baseline contract value	£667,658.78

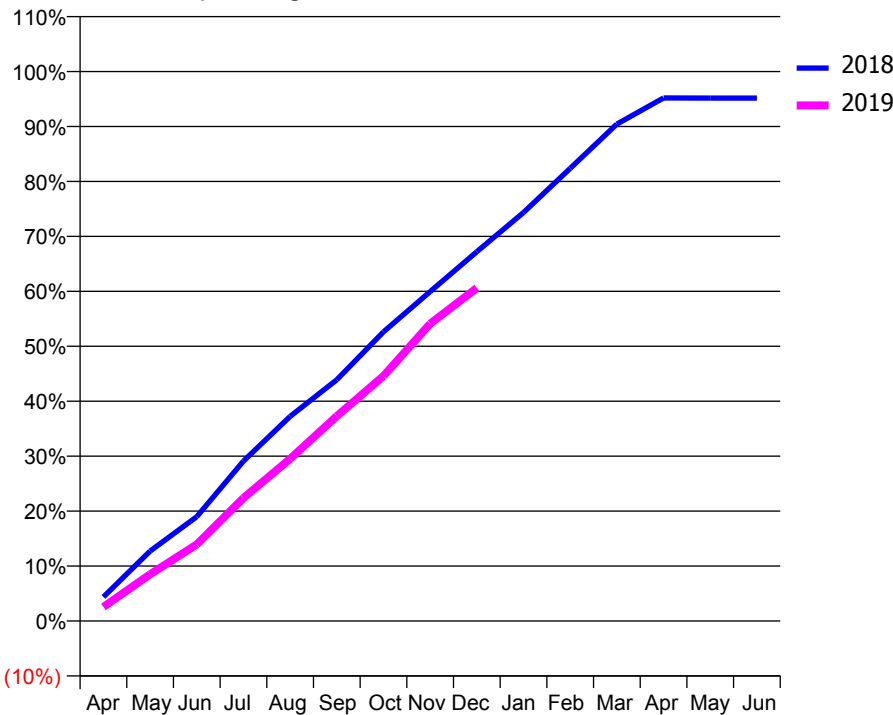
ACCESS*

Patients seen in 24 months	Total	Change since previous quarter
Quarter ending December 2017	9,691	
Quarter ending March 2018	9,675	→
Quarter ending June 2018	9,587	→
Quarter ending September 2018	9,494	→
Quarter ending December 2018	9,498	→
Variance since December 2017	(2.0%)	↓



ACTIVITY

Cumulative percentage of contracted UDA delivered 2018 & 2019



Month	Adjusted Scheduled Activity (UDA)	
	2018	2019
April	1,130	662
May	3,287	2,194
June	4,902	3,601
July	7,513	5,781
August	9,611	7,617
September	11,332	9,627
October	13,581	11,511
November	15,475	13,964
December	17,347	15,646
January	19,192	
February	21,261	
March	23,339	
April	24,571	
May	24,566	
June	24,561	

QUALITY

	Quantity	Base Number	Contract	AT	Region	England
% of FP17s for the same patient ID Re-attending within 3 months - Children	201	2,744	7.3%	11.5%	11.3%	11.8%
% of FP17s for the same patient ID Re-attending within 3 months - Adults	1,013	7,644	13.3%	14.8%	15.3%	15.6%
% of FP17s for the same patient ID Re-attending between 3 & 9 months - Children	1,808	2,744	65.9%	58.3%	61.1%	58.8%
% of FP17s for the same patient ID Re-attending between 3 & 9 months - Adults	4,469	7,644	58.5%	49.3%	52.4%	51.0%
% of FP17s for Band 1 Urgent Courses	763	8,822	8.6%	9.7%	9.5%	9.0%
% of FP17s Relating to Free Repair or Replacements	140	8,822	1.6%	0.7%	0.7%	0.8%
% of FP17s Relating to Continuations	43	8,822	0.5%	0.6%	0.8%	0.9%
% of Patients satisfied with the dentistry they have received	6	6	N/A	94.1%	93.1%	93.2%
% of Patients satisfied with the time they had to wait for an appointment	5	6	N/A	87.3%	87.8%	88.3%

* This is based on patients treated on this contract for their most recent course of treatment. Figures in italics indicate the base number of FP17s or Patient Questionnaire responses are less than 100. N/A is shown where the base number of responses is less than 10 during the period. % is calculated as Quantity/Base number*100

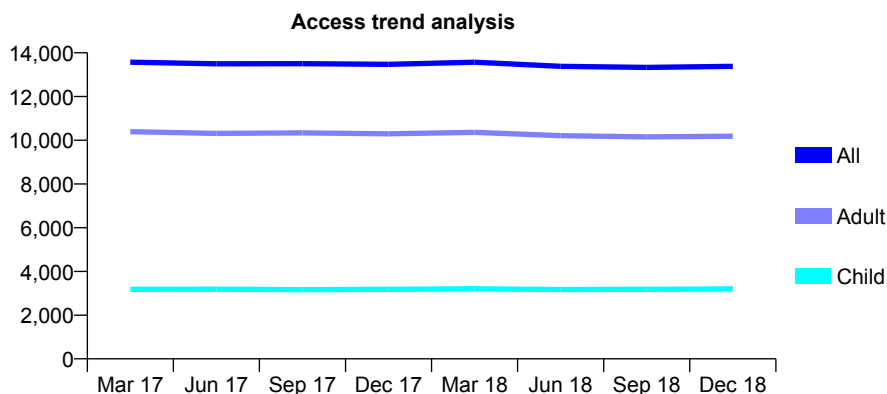
Q69 - Vital Signs At a Glance Contract Report for 143367/0002 - December 2018

Name or company name	Bloxdent Ltd
Contract type name	GDS Contract
Purpose of contract	General
Contract start date	01/01/2010
Contract end date	

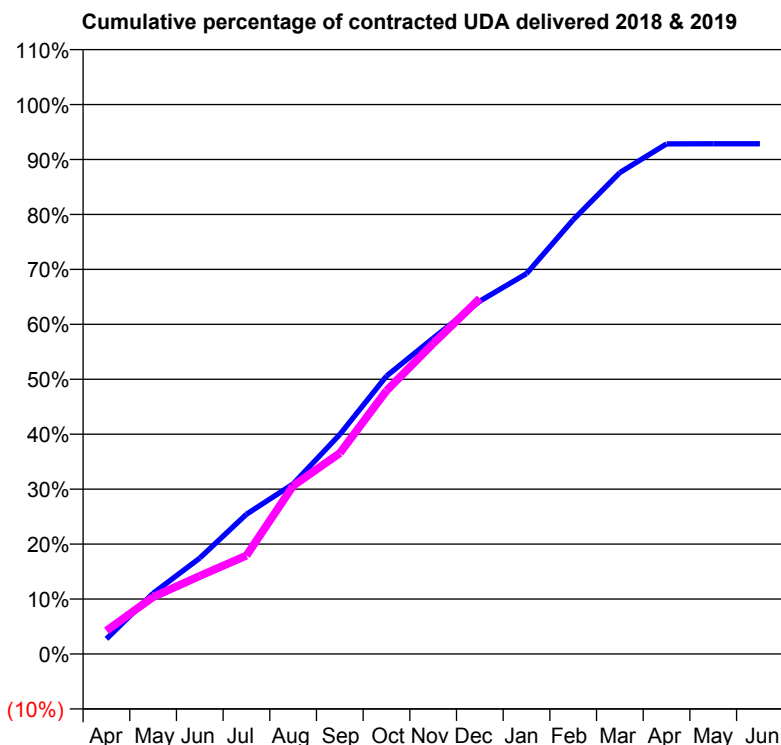
18/19 Contracted general activity (UDA)	35,340
Carry forward general activity (UDA)	0
18/19 Contracted orthodontic activity (UOA)	0
Carry forward orthodontic activity (UOA)	0
Baseline contract value	£859,320.37

ACCESS*

Patients seen in 24 months	Total	Change since previous quarter
Quarter ending December 2017	13,473	
Quarter ending March 2018	13,567	→
Quarter ending June 2018	13,378	↓
Quarter ending September 2018	13,335	→
Quarter ending December 2018	13,383	→
Variance since December 2017	(0.7%)	→



ACTIVITY



Month	Adjusted Scheduled Activity (UDA)	
	2018	2019
April	969	1,492
May	3,910	3,670
June	6,170	5,022
July	8,992	6,332
August	10,941	10,821
September	14,118	12,916
October	17,873	16,934
November	20,315	19,967
December	22,695	22,872
January	24,464	
February	27,923	
March	30,963	
April	32,803	
May	32,813	
June	32,815	

QUALITY

	Quantity	Base Number	Contract	AT	Region	England
% of FP17s for the same patient ID Re-attending within 3 months - Children	241	3,626	6.6%	11.5%	11.3%	11.8%
% of FP17s for the same patient ID Re-attending within 3 months - Adults	1,480	10,667	13.9%	14.8%	15.3%	15.6%
% of FP17s for the same patient ID Re-attending between 3 & 9 months - Children	2,259	3,626	62.3%	58.3%	61.1%	58.8%
% of FP17s for the same patient ID Re-attending between 3 & 9 months - Adults	6,286	10,667	58.9%	49.3%	52.4%	51.0%
% of FP17s for Band 1 Urgent Courses	1,097	12,887	8.5%	9.7%	9.5%	9.0%
% of FP17s Relating to Free Repair or Replacements	249	12,887	1.9%	0.7%	0.7%	0.8%
% of FP17s Relating to Continuations	56	12,887	0.4%	0.6%	0.8%	0.9%
% of Patients satisfied with the dentistry they have received	8	8	N/A	94.1%	93.1%	93.2%
% of Patients satisfied with the time they had to wait for an appointment	8	8	N/A	87.3%	87.8%	88.3%

* This is based on patients treated on this contract for their most recent course of treatment. Figures in italics indicate the base number of FP17s or Patient Questionnaire responses are less than 100. N/A is shown where the base number of responses is less than 10 during the period. % is calculated as Quantity/Base number*100

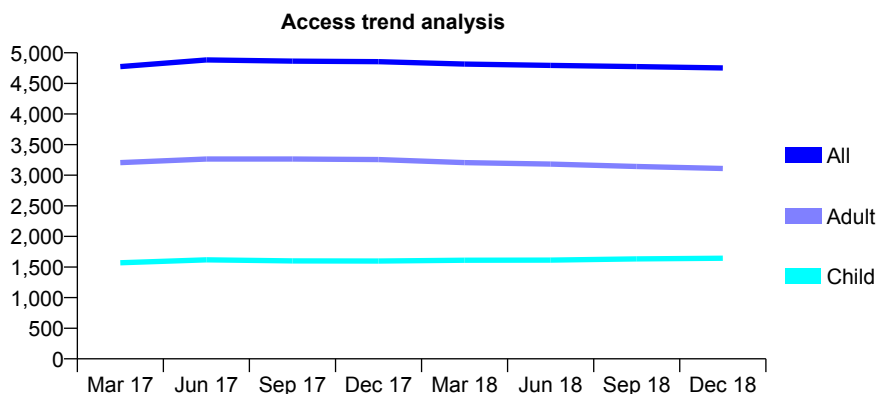
Q69 - Vital Signs At a Glance Contract Report for 145971/0001 - December 2018

Name or company name	Gill Brothers Dental Surgeries Ltd
Contract type name	GDS Contract
Purpose of contract	General
Contract start date	05/05/2009
Contract end date	

18/19 Contracted general activity (UDA)	16,940
Carry forward general activity (UDA)	368
18/19 Contracted orthodontic activity (UOA)	0
Carry forward orthodontic activity (UOA)	0
Baseline contract value	£448,410.62

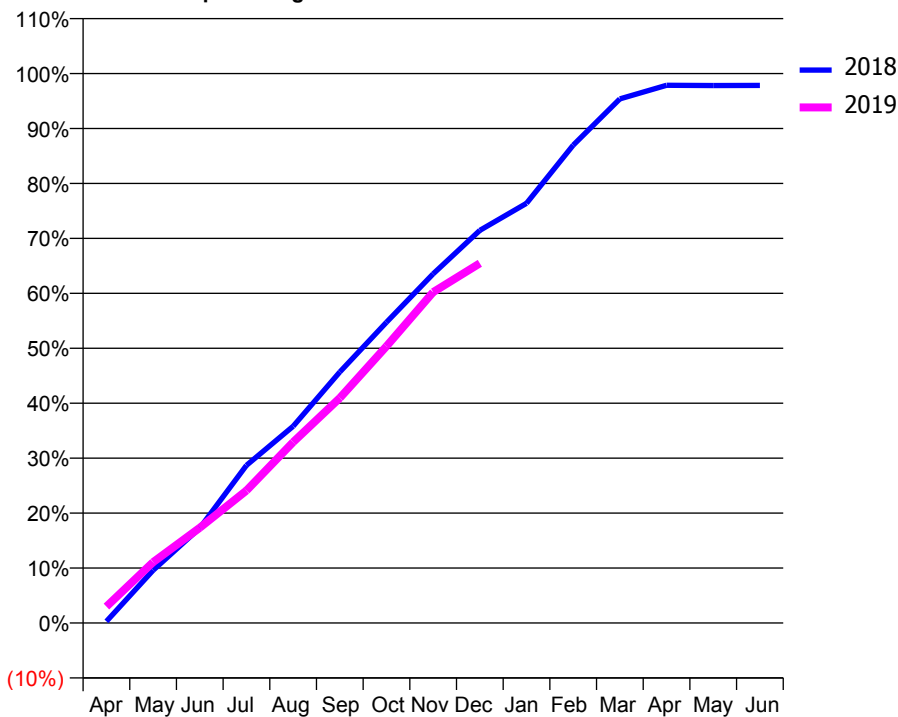
ACCESS*

Patients seen in 24 months	Total	Change since previous quarter
Quarter ending December 2017	4,856	
Quarter ending March 2018	4,816	→
Quarter ending June 2018	4,794	→
Quarter ending September 2018	4,775	→
Quarter ending December 2018	4,753	→
Variance since December 2017	(2.1%)	↓



ACTIVITY

Cumulative percentage of contracted UDA delivered 2018 & 2019



Adjusted Scheduled Activity (UDA)

Month	2018	2019
April	52	506
May	1,625	1,879
June	2,928	2,937
July	4,861	4,083
August	6,066	5,576
September	7,738	6,935
October	9,271	8,534
November	10,765	10,199
December	12,105	11,091
January	12,940	
February	14,730	
March	16,159	
April	16,575	
May	16,571	
June	16,572	

QUALITY

	Quantity	Base Number	Contract	AT	Region	England
% of FP17s for the same patient ID Re-attending within 3 months - Children	48	1,657	2.9%	11.5%	11.3%	11.8%
% of FP17s for the same patient ID Re-attending within 3 months - Adults	221	2,833	7.8%	14.8%	15.3%	15.6%
% of FP17s for the same patient ID Re-attending between 3 & 9 months - Children	954	1,657	57.6%	58.3%	61.1%	58.8%
% of FP17s for the same patient ID Re-attending between 3 & 9 months - Adults	1,595	2,833	56.3%	49.3%	52.4%	51.0%
% of FP17s for Band 1 Urgent Courses	213	4,323	4.9%	9.7%	9.5%	9.0%
% of FP17s Relating to Free Repair or Replacements	39	4,323	0.9%	0.7%	0.7%	0.8%
% of FP17s Relating to Continuations	28	4,323	0.6%	0.6%	0.8%	0.9%
% of Patients satisfied with the dentistry they have received	1	2	N/A	94.1%	93.1%	93.2%
% of Patients satisfied with the time they had to wait for an appointment	1	2	N/A	87.3%	87.8%	88.3%

* This is based on patients treated on this contract for their most recent course of treatment. Figures in italics indicate the base number of FP17s or Patient Questionnaire responses are less than 100. N/A is shown where the base number of responses is less than 10 during the period. % is calculated as Quantity/Base number*100

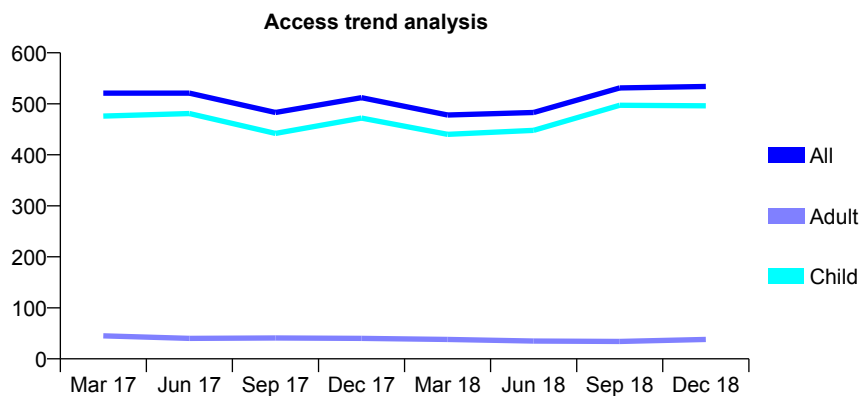
Q69 - Vital Signs At a Glance Contract Report for 147451/0001 - December 2018

Name or company name	Halldent Ltd
Contract type name	GDS Contract
Purpose of contract	General
Contract start date	01/01/2007
Contract end date	

18/19 Contracted general activity (UDA)	1,300
Carry forward general activity (UDA)	11
18/19 Contracted orthodontic activity (UOA)	0
Carry forward orthodontic activity (UOA)	0
Baseline contract value	£37,665.13

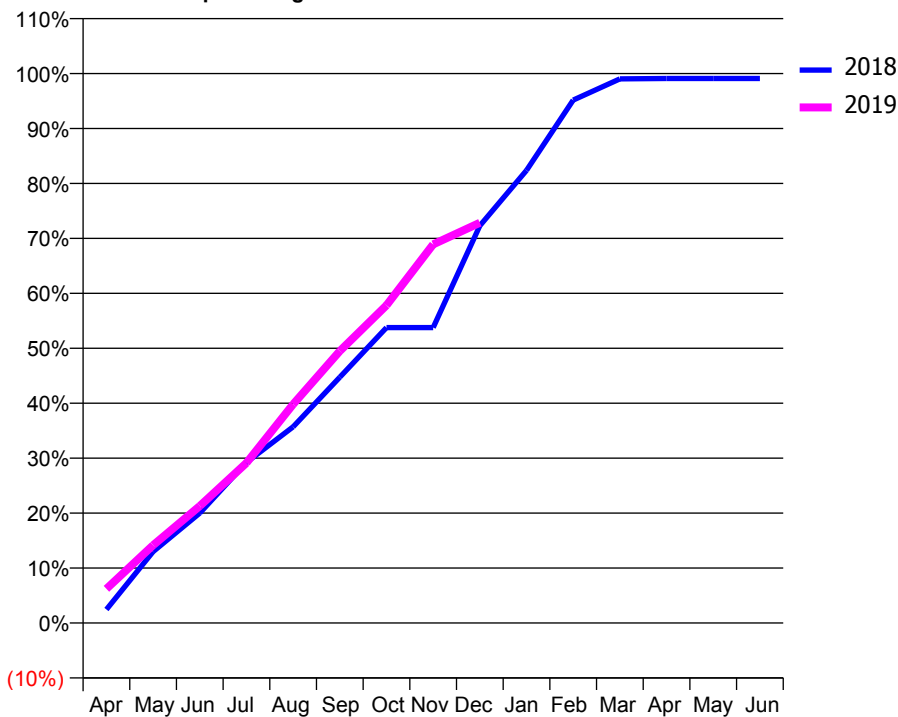
ACCESS*

Patients seen in 24 months	Total	Change since previous quarter
Quarter ending December 2017	512	
Quarter ending March 2018	478	↓
Quarter ending June 2018	483	→
Quarter ending September 2018	531	↑
Quarter ending December 2018	534	→
Variance since December 2017	4.3%	↑



ACTIVITY

Cumulative percentage of contracted UDA delivered 2018 & 2019



Adjusted Scheduled Activity (UDA)		
Month	2018	2019
April	32	81
May	169	184
June	260	277
July	380	379
August	464	517
September	582	643
October	699	752
November	699	896
December	940	947
January	1,071	
February	1,237	
March	1,287	
April	1,288	
May	1,288	
June	1,288	

QUALITY

	Quantity	Base Number	Contract	AT	Region	England
% of FP17s for the same patient ID Re-attending within 3 months - Children	49	684	7.2%	11.5%	11.3%	11.8%
% of FP17s for the same patient ID Re-attending within 3 months - Adults	0	0	N/A	14.8%	15.3%	15.6%
% of FP17s for the same patient ID Re-attending between 3 & 9 months - Children	417	684	61.0%	58.3%	61.1%	58.8%
% of FP17s for the same patient ID Re-attending between 3 & 9 months - Adults	0	0	N/A	49.3%	52.4%	51.0%
% of FP17s for Band 1 Urgent Courses	9	682	1.3%	9.7%	9.5%	9.0%
% of FP17s Relating to Free Repair or Replacements	0	682	0.0%	0.7%	0.7%	0.8%
% of FP17s Relating to Continuations	2	682	0.3%	0.6%	0.8%	0.9%
% of Patients satisfied with the dentistry they have received	0	0	N/A	94.1%	93.1%	93.2%
% of Patients satisfied with the time they had to wait for an appointment	0	0	N/A	87.3%	87.8%	88.3%

* This is based on patients treated on this contract for their most recent course of treatment. Figures in italics indicate the base number of FP17s or Patient Questionnaire responses are less than 100. N/A is shown where the base number of responses is less than 10 during the period. % is calculated as Quantity/Base number*100

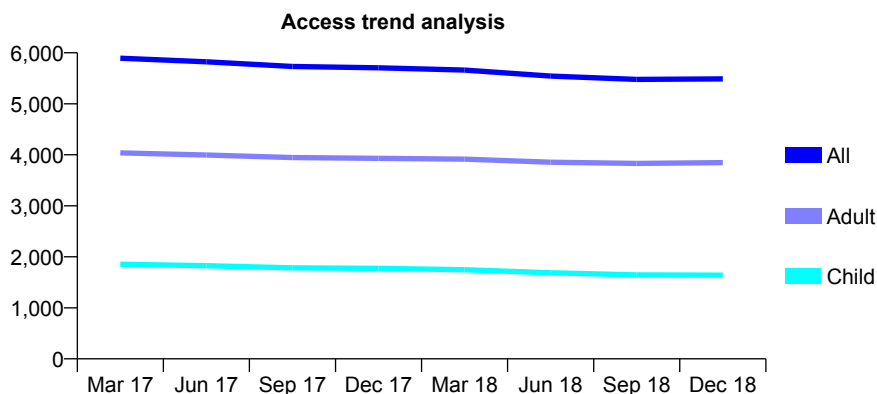
Q69 - Vital Signs At a Glance Contract Report for 148318/0001 - December 2018

Name or company name	Forlon Dental Surgeries Limited
Contract type name	GDS Contract
Purpose of contract	General
Contract start date	01/04/2006
Contract end date	

18/19 Contracted general activity (UDA)	12,850
Carry forward general activity (UDA)	0
18/19 Contracted orthodontic activity (UOA)	0
Carry forward orthodontic activity (UOA)	0
Baseline contract value	£308,223.55

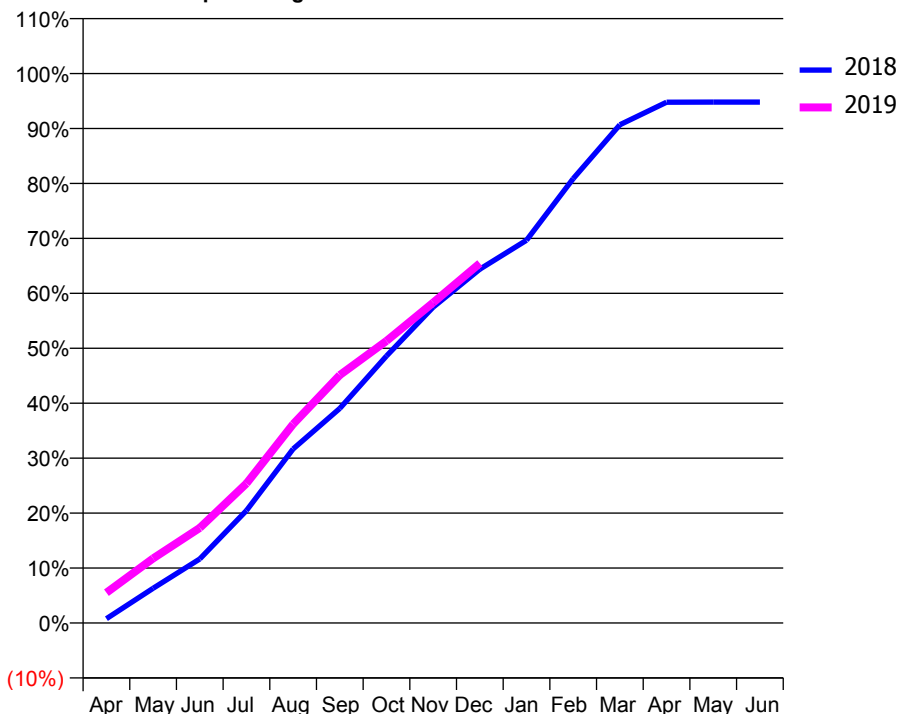
ACCESS*

Patients seen in 24 months	Total	Change since previous quarter
Quarter ending December 2017	5,707	
Quarter ending March 2018	5,661	→
Quarter ending June 2018	5,544	↓
Quarter ending September 2018	5,479	↓
Quarter ending December 2018	5,488	→
Variance since December 2017	(3.8%)	↓



ACTIVITY

Cumulative percentage of contracted UDA delivered 2018 & 2019



Month	Adjusted Scheduled Activity (UDA)	
	2018	2019
April	101	709
May	811	1,512
June	1,499	2,224
July	2,630	3,264
August	4,070	4,650
September	5,017	5,798
October	6,245	6,597
November	7,387	7,491
December	8,275	8,412
January	8,950	
February	10,391	
March	11,653	
April	12,177	
May	12,181	
June	12,181	

QUALITY

	Quantity	Base Number	Contract	AT	Region	England
% of FP17s for the same patient ID Re-attending within 3 months - Children	112	1,524	7.3%	11.5%	11.3%	11.8%
% of FP17s for the same patient ID Re-attending within 3 months - Adults	615	3,551	17.3%	14.8%	15.3%	15.6%
% of FP17s for the same patient ID Re-attending between 3 & 9 months - Children	731	1,524	48.0%	58.3%	61.1%	58.8%
% of FP17s for the same patient ID Re-attending between 3 & 9 months - Adults	1,661	3,551	46.8%	49.3%	52.4%	51.0%
% of FP17s for Band 1 Urgent Courses	477	4,477	10.7%	9.7%	9.5%	9.0%
% of FP17s Relating to Free Repair or Replacements	46	4,477	1.0%	0.7%	0.7%	0.8%
% of FP17s Relating to Continuations	28	4,477	0.6%	0.6%	0.8%	0.9%
% of Patients satisfied with the dentistry they have received	3	4	N/A	94.1%	93.1%	93.2%
% of Patients satisfied with the time they had to wait for an appointment	4	4	N/A	87.3%	87.8%	88.3%

* This is based on patients treated on this contract for their most recent course of treatment. Figures in italics indicate the base number of FP17s or Patient Questionnaire responses are less than 100. N/A is shown where the base number of responses is less than 10 during the period. % is calculated as Quantity/Base number*100

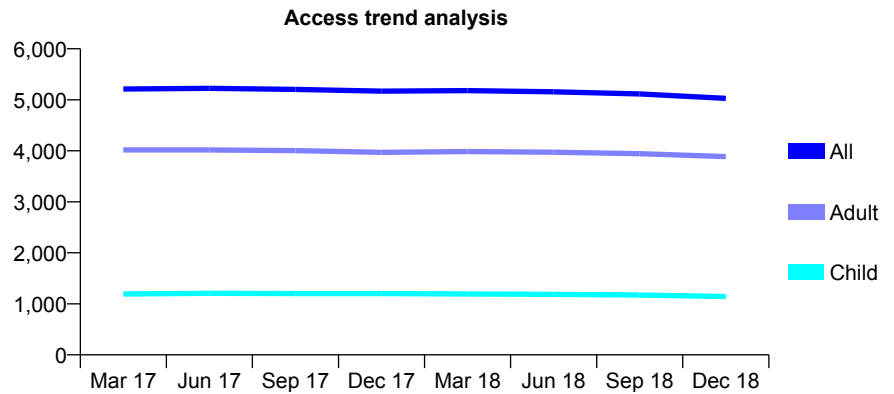
Q69 - Vital Signs At a Glance Contract Report for 149500/0001 - December 2018

Name or company name	OPTIMA CARE (HW) LTD
Contract type name	GDS Contract
Purpose of contract	General
Contract start date	01/11/2012
Contract end date	

18/19 Contracted general activity (UDA)	13,444
Carry forward general activity (UDA)	-268
18/19 Contracted orthodontic activity (UOA)	0
Carry forward orthodontic activity (UOA)	0
Baseline contract value	£325,870.46

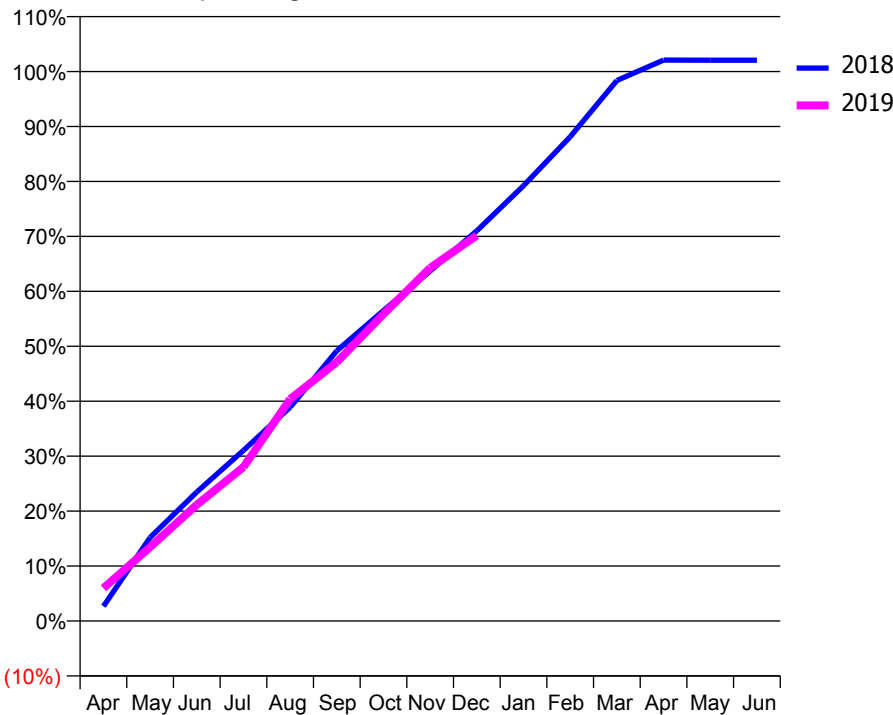
ACCESS*

Patients seen in 24 months	Total	Change since previous quarter
Quarter ending December 2017	5,171	
Quarter ending March 2018	5,180	→
Quarter ending June 2018	5,157	→
Quarter ending September 2018	5,115	→
Quarter ending December 2018	5,030	↓
Variance since December 2017	(2.7%)	↓



ACTIVITY

Cumulative percentage of contracted UDA delivered 2018 & 2019



Month	Adjusted Scheduled Activity (UDA)	
	2018	2019
April	359	806
May	2,045	1,808
June	3,156	2,844
July	4,173	3,766
August	5,231	5,430
September	6,613	6,335
October	7,597	7,509
November	8,561	8,642
December	9,547	9,433
January	10,649	
February	11,848	
March	13,223	
April	13,724	
May	13,720	
June	13,721	

QUALITY

	Quantity	Base Number	Contract	AT	Region	England
% of FP17s for the same patient ID Re-attending within 3 months - Children	54	1,308	4.1%	11.5%	11.3%	11.8%
% of FP17s for the same patient ID Re-attending within 3 months - Adults	317	3,793	8.4%	14.8%	15.3%	15.6%
% of FP17s for the same patient ID Re-attending between 3 & 9 months - Children	793	1,308	60.6%	58.3%	61.1%	58.8%
% of FP17s for the same patient ID Re-attending between 3 & 9 months - Adults	2,004	3,793	52.8%	49.3%	52.4%	51.0%
% of FP17s for Band 1 Urgent Courses	261	4,875	5.4%	9.7%	9.5%	9.0%
% of FP17s Relating to Free Repair or Replacements	12	4,875	0.2%	0.7%	0.7%	0.8%
% of FP17s Relating to Continuations	9	4,875	0.2%	0.6%	0.8%	0.9%
% of Patients satisfied with the dentistry they have received	4	4	N/A	94.1%	93.1%	93.2%
% of Patients satisfied with the time they had to wait for an appointment	4	4	N/A	87.3%	87.8%	88.3%

* This is based on patients treated on this contract for their most recent course of treatment. Figures in italics indicate the base number of FP17s or Patient Questionnaire responses are less than 100. N/A is shown where the base number of responses is less than 10 during the period. % is calculated as Quantity/Base number*100

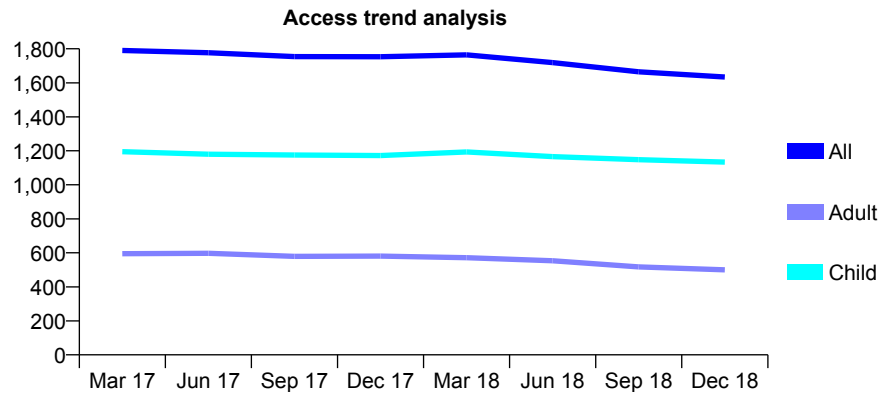
Q69 - Vital Signs At a Glance Contract Report for 151343/0001 - December 2018

Name or company name	York House Dental Practice
Contract type name	GDS Contract
Purpose of contract	General
Contract start date	01/05/2012
Contract end date	

18/19 Contracted general activity (UDA)	3,800
Carry forward general activity (UDA)	0
18/19 Contracted orthodontic activity (UOA)	0
Carry forward orthodontic activity (UOA)	0
Baseline contract value	£93,772.73

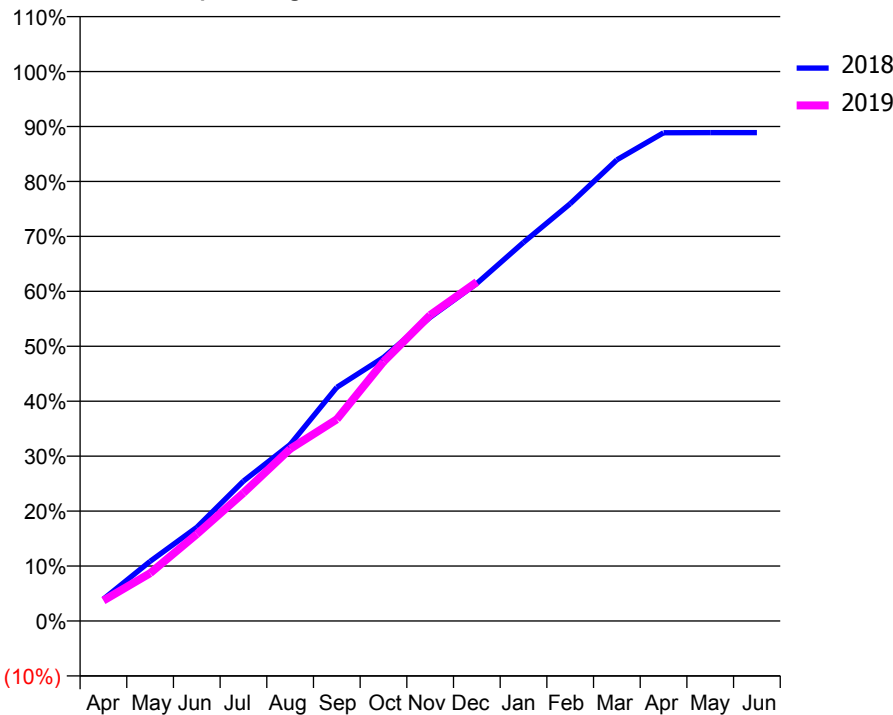
ACCESS*

Patients seen in 24 months	Total	Change since previous quarter
Quarter ending December 2017	1,753	
Quarter ending March 2018	1,764	→
Quarter ending June 2018	1,719	↓
Quarter ending September 2018	1,665	↓
Quarter ending December 2018	1,634	↓
Variance since December 2017	(6.8%)	↓



ACTIVITY

Cumulative percentage of contracted UDA delivered 2018 & 2019



Month	Adjusted Scheduled Activity (UDA)	
	2018	2019
April	177	141
May	482	330
June	757	601
July	1,131	886
August	1,426	1,190
September	1,888	1,395
October	2,130	1,793
November	2,454	2,116
December	2,727	2,345
January	3,059	
February	3,371	
March	3,726	
April	3,944	
May	3,945	
June	3,945	

QUALITY

	Quantity	Base Number	Contract	AT	Region	England
% of FP17s for the same patient ID Re-attending within 3 months - Children	85	1,332	6.4%	11.5%	11.3%	11.8%
% of FP17s for the same patient ID Re-attending within 3 months - Adults	66	386	17.1%	14.8%	15.3%	15.6%
% of FP17s for the same patient ID Re-attending between 3 & 9 months - Children	913	1,332	68.5%	58.3%	61.1%	58.8%
% of FP17s for the same patient ID Re-attending between 3 & 9 months - Adults	212	386	54.9%	49.3%	52.4%	51.0%
% of FP17s for Band 1 Urgent Courses	85	1,585	5.4%	9.7%	9.5%	9.0%
% of FP17s Relating to Free Repair or Replacements	0	1,585	0.0%	0.7%	0.7%	0.8%
% of FP17s Relating to Continuations	18	1,585	1.1%	0.6%	0.8%	0.9%
% of Patients satisfied with the dentistry they have received	0	0	N/A	94.1%	93.1%	93.2%
% of Patients satisfied with the time they had to wait for an appointment	0	0	N/A	87.3%	87.8%	88.3%

* This is based on patients treated on this contract for their most recent course of treatment. Figures in italics indicate the base number of FP17s or Patient Questionnaire responses are less than 100. N/A is shown where the base number of responses is less than 10 during the period. % is calculated as Quantity/Base number*100

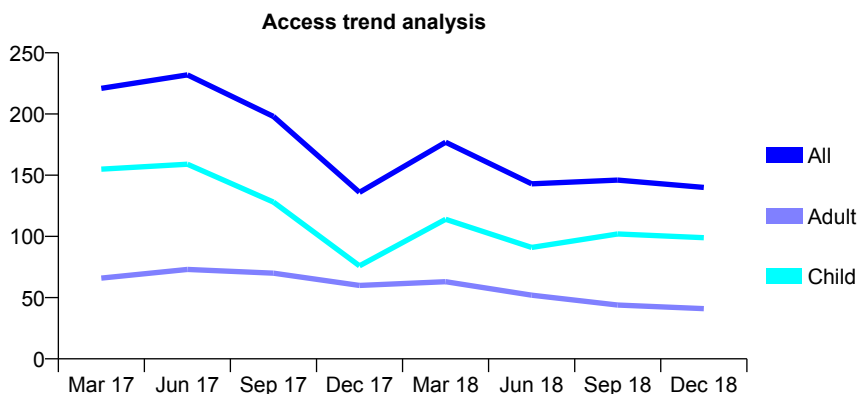
Q69 - Vital Signs At a Glance Contract Report for 152145/0001 - December 2018

Name or company name	Fullarton and Hughes Dental Partnership
Contract type name	GDS Contract
Purpose of contract	General
Contract start date	01/10/2015
Contract end date	

18/19 Contracted general activity (UDA)	1,594
Carry forward general activity (UDA)	0
18/19 Contracted orthodontic activity (UOA)	0
Carry forward orthodontic activity (UOA)	0
Baseline contract value	£35,337.71

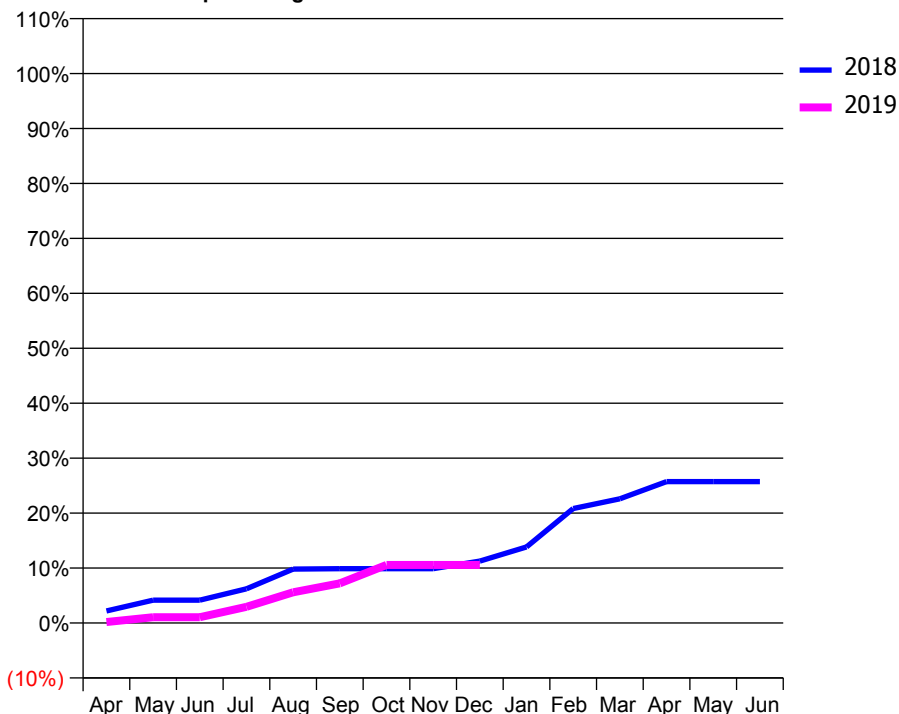
ACCESS*

Patients seen in 24 months	Total	Change since previous quarter
Quarter ending December 2017	136	
Quarter ending March 2018	177	↑
Quarter ending June 2018	143	↓
Quarter ending September 2018	146	↑
Quarter ending December 2018	140	↓
Variance since December 2017	2.9%	↑



ACTIVITY

Cumulative percentage of contracted UDA delivered 2018 & 2019



Month	Adjusted Scheduled Activity (UDA)	
	2018	2019
April	35	3
May	66	17
June	66	17
July	99	47
August	157	89
September	158	115
October	158	168
November	158	168
December	180	168
January	221	
February	332	
March	360	
April	410	
May	410	
June	410	

QUALITY

	Quantity	Base Number	Contract	AT	Region	England
% of FP17s for the same patient ID Re-attending within 3 months - Children	4	122	3.3%	11.5%	11.3%	11.8%
% of FP17s for the same patient ID Re-attending within 3 months - Adults	0	14	0.0%	14.8%	15.3%	15.6%
% of FP17s for the same patient ID Re-attending between 3 & 9 months - Children	39	122	32.0%	58.3%	61.1%	58.8%
% of FP17s for the same patient ID Re-attending between 3 & 9 months - Adults	6	14	42.9%	49.3%	52.4%	51.0%
% of FP17s for Band 1 Urgent Courses	2	106	1.9%	9.7%	9.5%	9.0%
% of FP17s Relating to Free Repair or Replacements	0	106	0.0%	0.7%	0.7%	0.8%
% of FP17s Relating to Continuations	0	106	0.0%	0.6%	0.8%	0.9%
% of Patients satisfied with the dentistry they have received	0	0	N/A	94.1%	93.1%	93.2%
% of Patients satisfied with the time they had to wait for an appointment	0	0	N/A	87.3%	87.8%	88.3%

* This is based on patients treated on this contract for their most recent course of treatment. Figures in italics indicate the base number of FP17s or Patient Questionnaire responses are less than 100. N/A is shown where the base number of responses is less than 10 during the period. % is calculated as Quantity/Base number*100

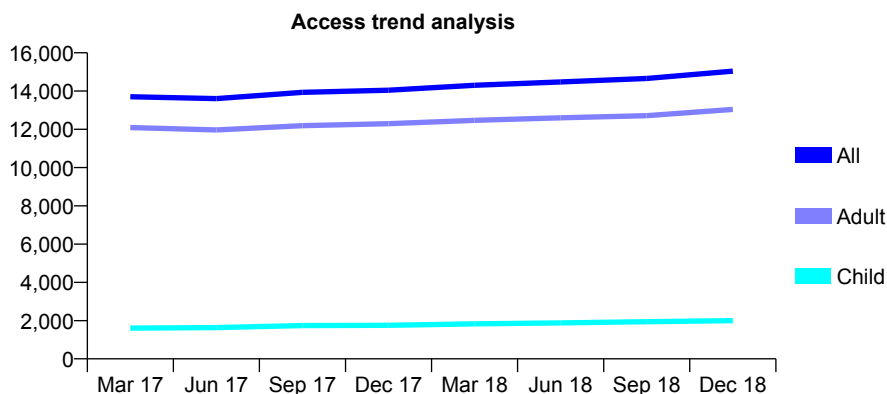
Q69 - Vital Signs At a Glance Contract Report for 152234/0001 - December 2018

Name or company name	Studental Ltd
Contract type name	GDS Contract
Purpose of contract	General
Contract start date	01/04/2009
Contract end date	

18/19 Contracted general activity (UDA)	34,000
Carry forward general activity (UDA)	0
18/19 Contracted orthodontic activity (UOA)	0
Carry forward orthodontic activity (UOA)	0
Baseline contract value	£887,799.78

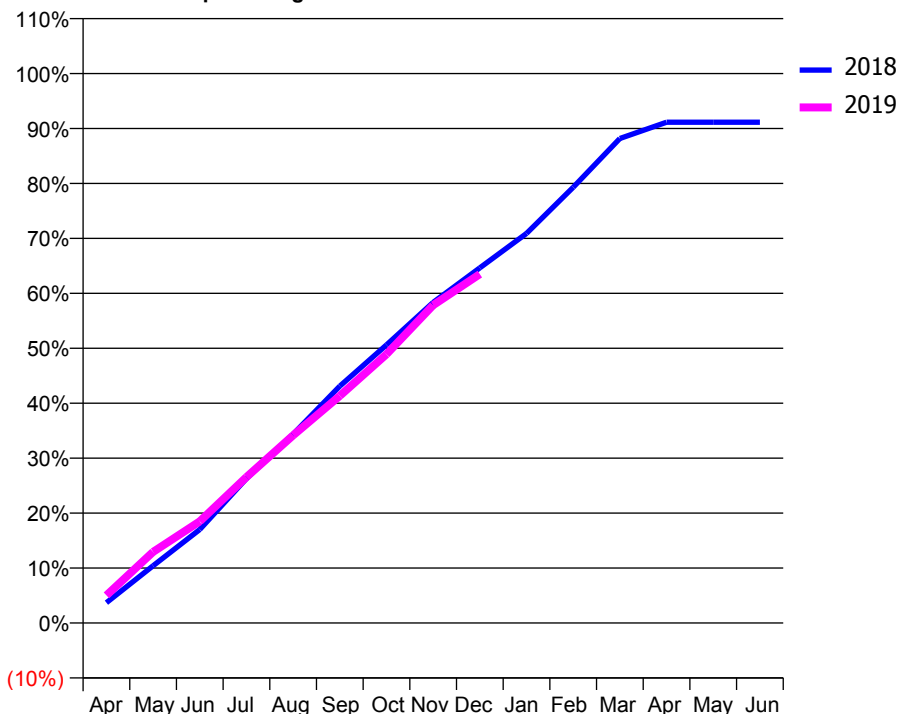
ACCESS*

Patients seen in 24 months	Total	Change since previous quarter
Quarter ending December 2017	14,043	
Quarter ending March 2018	14,303	→
Quarter ending June 2018	14,478	→
Quarter ending September 2018	14,660	→
Quarter ending December 2018	15,040	↑
Variance since December 2017	7.1%	↑



ACTIVITY

Cumulative percentage of contracted UDA delivered 2018 & 2019



Month	Adjusted Scheduled Activity (UDA)	
	2018	2019
April	1,257	1,712
May	3,544	4,402
June	5,787	6,290
July	8,941	9,033
August	11,690	11,616
September	14,659	14,053
October	17,204	16,626
November	19,841	19,665
December	21,975	21,585
January	24,106	
February	26,962	
March	29,976	
April	30,983	
May	30,985	
June	30,982	

QUALITY

	Quantity	Base Number	Contract	AT	Region	England
% of FP17s for the same patient ID Re-attending within 3 months - Children	170	2,135	8.0%	11.5%	11.3%	11.8%
% of FP17s for the same patient ID Re-attending within 3 months - Adults	1,083	10,312	10.5%	14.8%	15.3%	15.6%
% of FP17s for the same patient ID Re-attending between 3 & 9 months - Children	1,113	2,135	52.1%	58.3%	61.1%	58.8%
% of FP17s for the same patient ID Re-attending between 3 & 9 months - Adults	3,636	10,312	35.3%	49.3%	52.4%	51.0%
% of FP17s for Band 1 Urgent Courses	1,535	11,892	12.9%	9.7%	9.5%	9.0%
% of FP17s Relating to Free Repair or Replacements	102	11,892	0.9%	0.7%	0.7%	0.8%
% of FP17s Relating to Continuations	43	11,892	0.4%	0.6%	0.8%	0.9%
% of Patients satisfied with the dentistry they have received	1	2	N/A	94.1%	93.1%	93.2%
% of Patients satisfied with the time they had to wait for an appointment	1	2	N/A	87.3%	87.8%	88.3%

* This is based on patients treated on this contract for their most recent course of treatment. Figures in italics indicate the base number of FP17s or Patient Questionnaire responses are less than 100. N/A is shown where the base number of responses is less than 10 during the period. % is calculated as Quantity/Base number*100

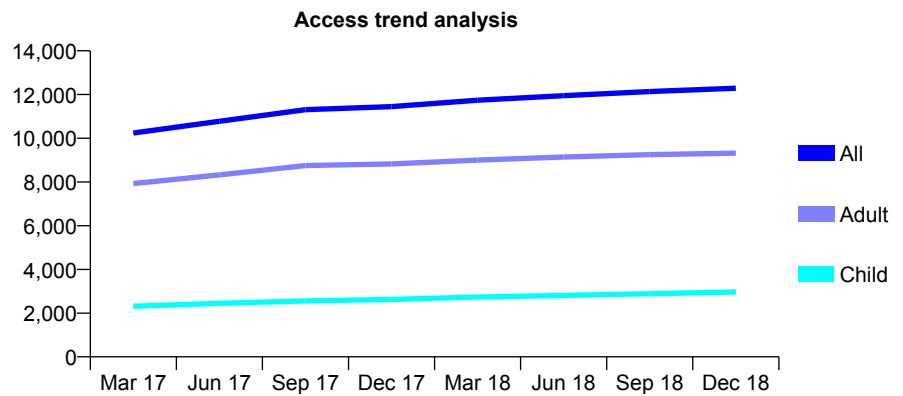
Q69 - Vital Signs At a Glance Contract Report for 152552/0001 - December 2018

Name or company name	Ahmed Aleishaker and Dinah Alshamma
Contract type name	GDS Contract
Purpose of contract	General
Contract start date	01/08/2015
Contract end date	

18/19 Contracted general activity (UDA)	30,469
Carry forward general activity (UDA)	351
18/19 Contracted orthodontic activity (UOA)	0
Carry forward orthodontic activity (UOA)	0
Baseline contract value	£807,592.26

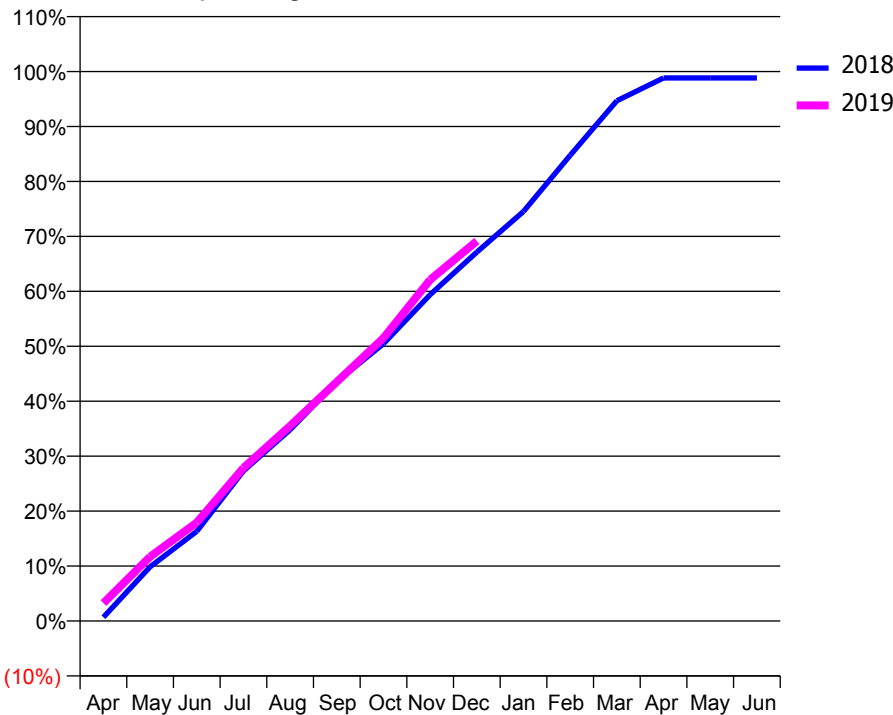
ACCESS*

Patients seen in 24 months	Total	Change since previous quarter
Quarter ending December 2017	11,449	
Quarter ending March 2018	11,738	↑
Quarter ending June 2018	11,947	→
Quarter ending September 2018	12,135	→
Quarter ending December 2018	12,290	→
Variance since December 2017	7.3%	↑



ACTIVITY

Cumulative percentage of contracted UDA delivered 2018 & 2019



Month	Adjusted Scheduled Activity (UDA)	
	2018	2019
April	206	996
May	2,951	3,568
June	4,878	5,458
July	8,172	8,491
August	10,411	10,818
September	13,035	13,259
October	15,097	15,694
November	17,768	18,928
December	20,082	21,072
January	22,294	
February	25,353	
March	28,317	
April	29,558	
May	29,559	
June	29,559	

QUALITY

	Quantity	Base Number	Contract	AT	Region	England
% of FP17s for the same patient ID Re-attending within 3 months - Children	130	3,119	4.2%	11.5%	11.3%	11.8%
% of FP17s for the same patient ID Re-attending within 3 months - Adults	1,167	9,660	12.1%	14.8%	15.3%	15.6%
% of FP17s for the same patient ID Re-attending between 3 & 9 months - Children	1,693	3,119	54.3%	58.3%	61.1%	58.8%
% of FP17s for the same patient ID Re-attending between 3 & 9 months - Adults	5,218	9,660	54.0%	49.3%	52.4%	51.0%
% of FP17s for Band 1 Urgent Courses	754	12,244	6.2%	9.7%	9.5%	9.0%
% of FP17s Relating to Free Repair or Replacements	35	12,244	0.3%	0.7%	0.7%	0.8%
% of FP17s Relating to Continuations	67	12,244	0.5%	0.6%	0.8%	0.9%
% of Patients satisfied with the dentistry they have received	6	6	N/A	94.1%	93.1%	93.2%
% of Patients satisfied with the time they had to wait for an appointment	6	6	N/A	87.3%	87.8%	88.3%

* This is based on patients treated on this contract for their most recent course of treatment. Figures in italics indicate the base number of FP17s or Patient Questionnaire responses are less than 100. N/A is shown where the base number of responses is less than 10 during the period. % is calculated as Quantity/Base number*100

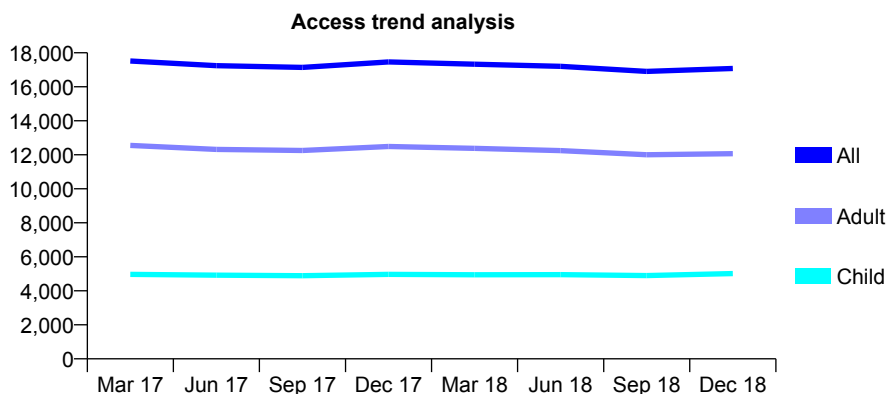
Q69 - Vital Signs At a Glance Contract Report for 153389/0001 - December 2018

Name or company name	Smile Care (Dental) Ltd
Contract type name	GDS Contract
Purpose of contract	General
Contract start date	10/03/2008
Contract end date	

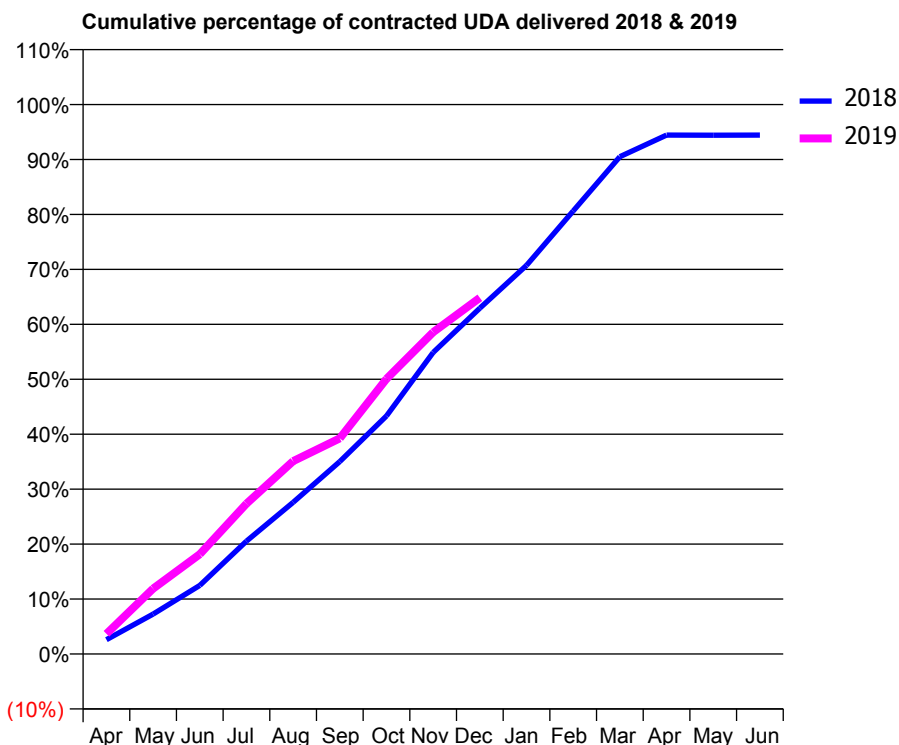
18/19 Contracted general activity (UDA)	45,370
Carry forward general activity (UDA)	0
18/19 Contracted orthodontic activity (UOA)	0
Carry forward orthodontic activity (UOA)	0
Baseline contract value	£1,250,044.03

ACCESS*

Patients seen in 24 months	Total	Change since previous quarter
Quarter ending December 2017	17,463	
Quarter ending March 2018	17,331	→
Quarter ending June 2018	17,202	→
Quarter ending September 2018	16,904	↓
Quarter ending December 2018	17,077	→
Variance since December 2017	(2.2%)	↓



ACTIVITY



Month	Adjusted Scheduled Activity (UDA)	
	2018	2019
April	1,187	1,664
May	3,296	5,396
June	5,664	8,246
July	9,322	12,413
August	12,528	15,924
September	15,894	17,813
October	19,653	22,716
November	24,894	26,576
December	28,550	29,415
January	32,088	
February	36,583	
March	41,059	
April	42,844	
May	42,836	
June	42,841	

QUALITY

	Quantity	Base Number	Contract	AT	Region	England
% of FP17s for the same patient ID Re-attending within 3 months - Children	420	4,431	9.5%	11.5%	11.3%	11.8%
% of FP17s for the same patient ID Re-attending within 3 months - Adults	1,226	8,337	14.7%	14.8%	15.3%	15.6%
% of FP17s for the same patient ID Re-attending between 3 & 9 months - Children	1,879	4,431	42.4%	58.3%	61.1%	58.8%
% of FP17s for the same patient ID Re-attending between 3 & 9 months - Adults	2,647	8,337	31.8%	49.3%	52.4%	51.0%
% of FP17s for Band 1 Urgent Courses	1,947	11,602	16.8%	9.7%	9.5%	9.0%
% of FP17s Relating to Free Repair or Replacements	96	11,602	0.8%	0.7%	0.7%	0.8%
% of FP17s Relating to Continuations	40	11,602	0.3%	0.6%	0.8%	0.9%
% of Patients satisfied with the dentistry they have received	4	6	N/A	94.1%	93.1%	93.2%
% of Patients satisfied with the time they had to wait for an appointment	5	6	N/A	87.3%	87.8%	88.3%

* This is based on patients treated on this contract for their most recent course of treatment. Figures in italics indicate the base number of FP17s or Patient Questionnaire responses are less than 100. N/A is shown where the base number of responses is less than 10 during the period. % is calculated as Quantity/Base number*100

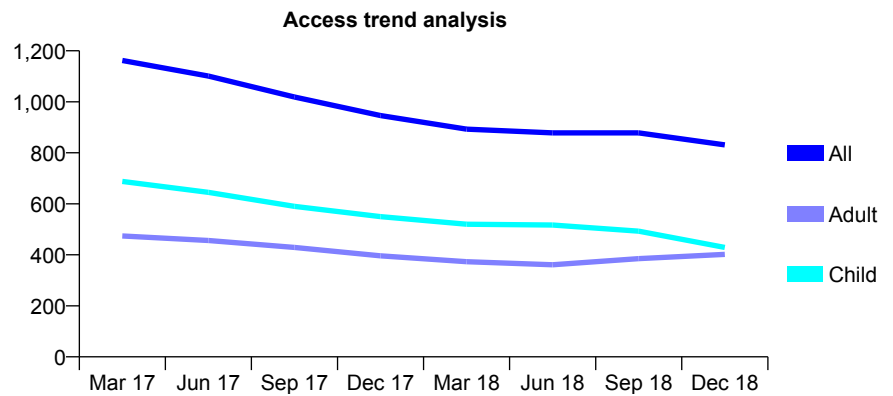
Q69 - Vital Signs At a Glance Contract Report for 154601/0001 - December 2018

Name or company name	Oxfordshire Priority Dental Service
Contract type name	PDS Contract
Purpose of contract	General
Contract start date	01/04/2006
Contract end date	31/03/2019

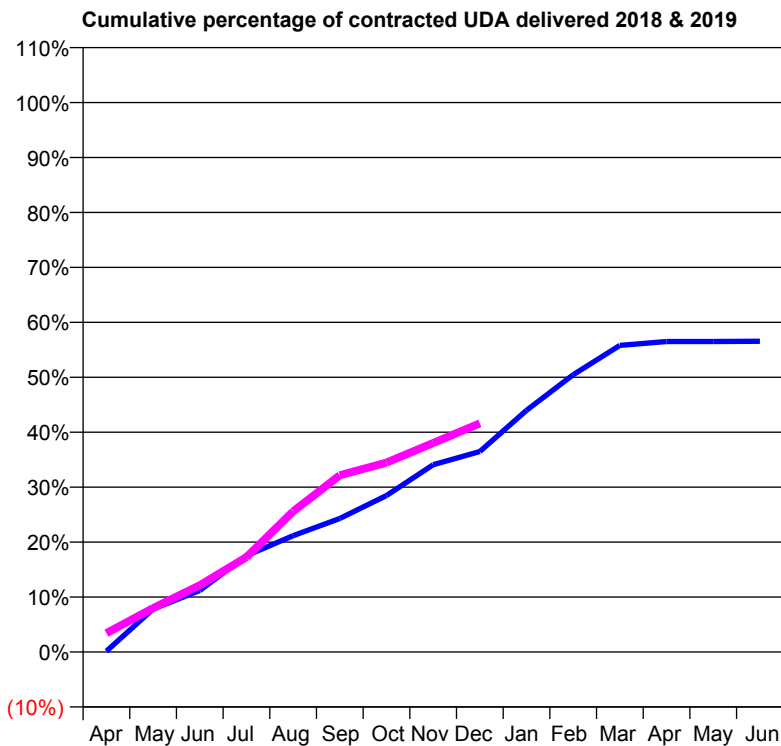
18/19 Contracted general activity (UDA)	3,000
Carry forward general activity (UDA)	0
18/19 Contracted orthodontic activity (UOA)	0
Carry forward orthodontic activity (UOA)	0
Baseline contract value	£0.00

ACCESS*

Patients seen in 24 months	Total	Change since previous quarter
Quarter ending December 2017	946	
Quarter ending March 2018	893	↓
Quarter ending June 2018	878	↓
Quarter ending September 2018	878	→
Quarter ending December 2018	831	↓
Variance since December 2017	(12.2%)	↓



ACTIVITY



Month	Adjusted Scheduled Activity (UDA)	
	2018	2019
April	4	103
May	235	240
June	336	364
July	526	518
August	635	768
September	729	965
October	854	1,034
November	1,022	1,141
December	1,095	1,248
January	1,319	
February	1,514	
March	1,674	
April	1,695	
May	1,695	
June	1,696	

QUALITY

	Quantity	Base Number	Contract	AT	Region	England
% of FP17s for the same patient ID Re-attending within 3 months - Children	59	416	14.2%	11.5%	11.3%	11.8%
% of FP17s for the same patient ID Re-attending within 3 months - Adults	19	332	5.7%	14.8%	15.3%	15.6%
% of FP17s for the same patient ID Re-attending between 3 & 9 months - Children	150	416	36.1%	58.3%	61.1%	58.8%
% of FP17s for the same patient ID Re-attending between 3 & 9 months - Adults	73	332	22.0%	49.3%	52.4%	51.0%
% of FP17s for Band 1 Urgent Courses	116	733	15.8%	9.7%	9.5%	9.0%
% of FP17s Relating to Free Repair or Replacements	0	733	0.0%	0.7%	0.7%	0.8%
% of FP17s Relating to Continuations	5	733	0.7%	0.6%	0.8%	0.9%
% of Patients satisfied with the dentistry they have received	1	1	N/A	94.1%	93.1%	93.2%
% of Patients satisfied with the time they had to wait for an appointment	0	1	N/A	87.3%	87.8%	88.3%

* This is based on patients treated on this contract for their most recent course of treatment. Figures in italics indicate the base number of FP17s or Patient Questionnaire responses are less than 100. N/A is shown where the base number of responses is less than 10 during the period. % is calculated as Quantity/Base number*100

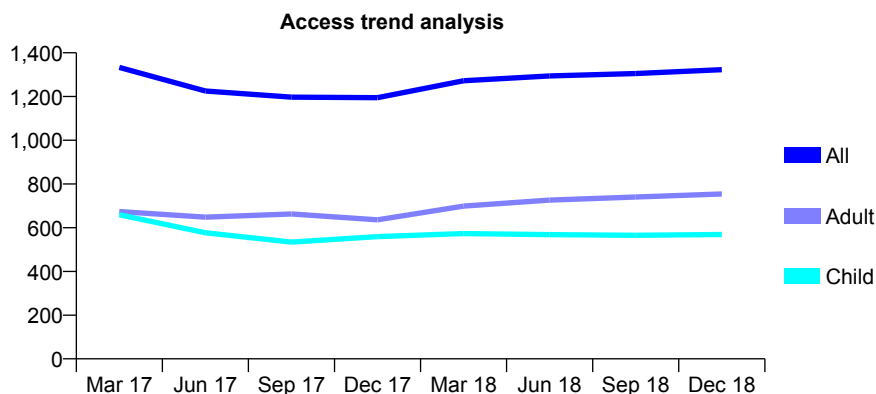
Q69 - Vital Signs At a Glance Contract Report for 154601/0002 - December 2018

Name or company name	Oxfordshire Priority Dental Service
Contract type name	PDS Contract
Purpose of contract	General and Orthodontic
Contract start date	01/04/2006
Contract end date	31/03/2019

18/19 Contracted general activity (UDA)	4,000
Carry forward general activity (UDA)	0
18/19 Contracted orthodontic activity (UOA)	1,350
Carry forward orthodontic activity (UOA)	0
Baseline contract value	£0.00

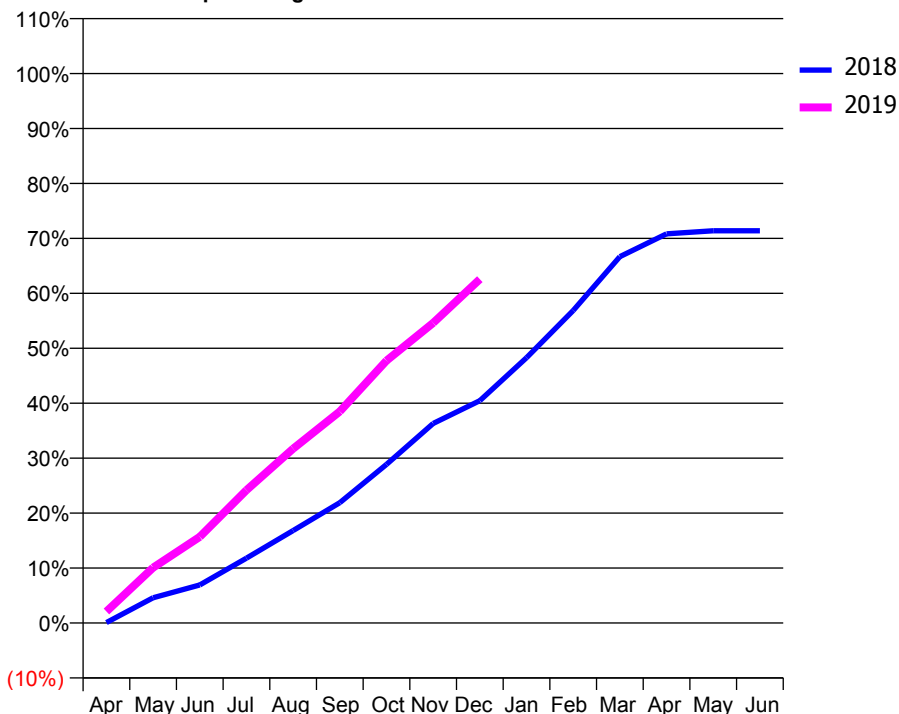
ACCESS*

Patients seen in 24 months	Total	Change since previous quarter
Quarter ending December 2017	1,195	
Quarter ending March 2018	1,272	↑
Quarter ending June 2018	1,294	→
Quarter ending September 2018	1,305	→
Quarter ending December 2018	1,323	→
Variance since December 2017	10.7%	↑



ACTIVITY

Cumulative percentage of contracted UDA delivered 2018 & 2019



Month	Adjusted Scheduled Activity (UDA)	
	2018	2019
April	3	84
May	184	404
June	277	628
July	472	967
August	673	1,269
September	876	1,540
October	1,154	1,909
November	1,453	2,185
December	1,619	2,503
January	1,931	
February	2,275	
March	2,667	
April	2,833	
May	2,855	
June	2,855	

QUALITY

	Quantity	Base Number	Contract	AT	Region	England
% of FP17s for the same patient ID Re-attending within 3 months - Children	62	661	9.4%	11.5%	11.3%	11.8%
% of FP17s for the same patient ID Re-attending within 3 months - Adults	77	775	9.9%	14.8%	15.3%	15.6%
% of FP17s for the same patient ID Re-attending between 3 & 9 months - Children	136	661	20.6%	58.3%	61.1%	58.8%
% of FP17s for the same patient ID Re-attending between 3 & 9 months - Adults	156	775	20.1%	49.3%	52.4%	51.0%
% of FP17s for Band 1 Urgent Courses	97	1,231	7.9%	9.7%	9.5%	9.0%
% of FP17s Relating to Free Repair or Replacements	0	1,231	0.0%	0.7%	0.7%	0.8%
% of FP17s Relating to Continuations	5	1,231	0.4%	0.6%	0.8%	0.9%
% of Patients satisfied with the dentistry they have received	0	0	N/A	94.1%	93.1%	93.2%
% of Patients satisfied with the time they had to wait for an appointment	0	0	N/A	87.3%	87.8%	88.3%

* This is based on patients treated on this contract for their most recent course of treatment. Figures in italics indicate the base number of FP17s or Patient Questionnaire responses are less than 100. N/A is shown where the base number of responses is less than 10 during the period. % is calculated as Quantity/Base number*100

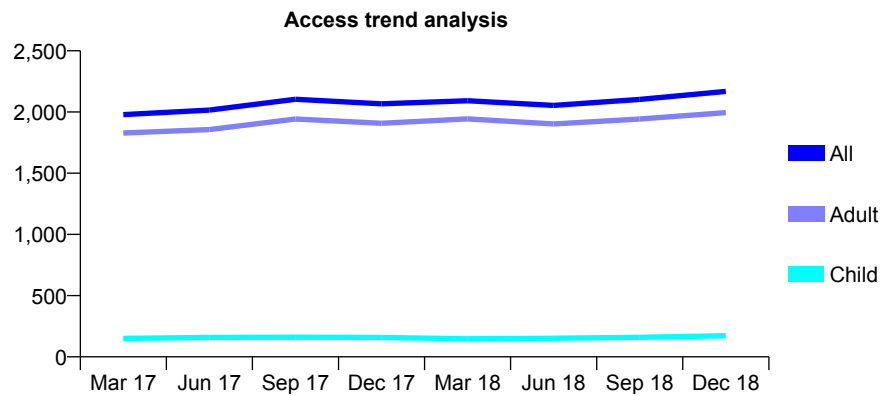
Q69 - Vital Signs At a Glance Contract Report for 154601/0003 - December 2018

Name or company name	Oxfordshire Priority Dental Service
Contract type name	PDS Contract
Purpose of contract	General
Contract start date	01/04/2006
Contract end date	31/03/2019

18/19 Contracted general activity (UDA)	4,000
Carry forward general activity (UDA)	0
18/19 Contracted orthodontic activity (UOA)	0
Carry forward orthodontic activity (UOA)	0
Baseline contract value	£0.00

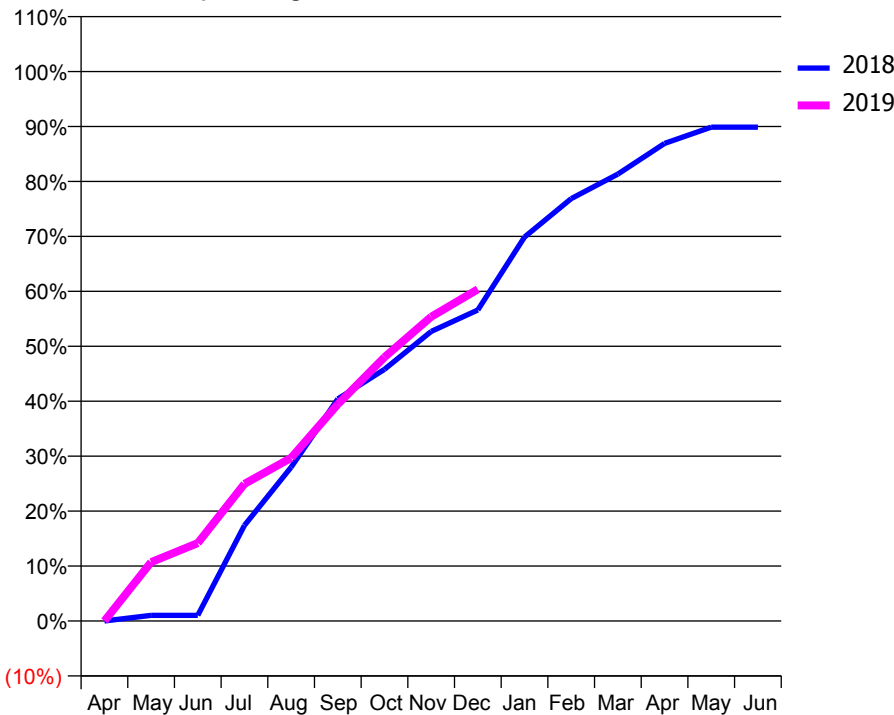
ACCESS*

Patients seen in 24 months	Total	Change since previous quarter
Quarter ending December 2017	2,067	
Quarter ending March 2018	2,092	→
Quarter ending June 2018	2,054	↓
Quarter ending September 2018	2,103	↑
Quarter ending December 2018	2,168	↑
Variance since December 2017	4.9%	↑



ACTIVITY

Cumulative percentage of contracted UDA delivered 2018 & 2019



Month	Adjusted Scheduled Activity (UDA)	
	2018	2019
April	0	0
May	41	428
June	41	568
July	696	998
August	1,120	1,188
September	1,616	1,578
October	1,832	1,921
November	2,108	2,214
December	2,264	2,415
January	2,795	
February	3,074	
March	3,253	
April	3,476	
May	3,595	
June	3,595	

QUALITY

	Quantity	Base Number	Contract	AT	Region	England
% of FP17s for the same patient ID Re-attending within 3 months - Children	5	309	1.6%	11.5%	11.3%	11.8%
% of FP17s for the same patient ID Re-attending within 3 months - Adults	52	2,007	2.6%	14.8%	15.3%	15.6%
% of FP17s for the same patient ID Re-attending between 3 & 9 months - Children	1	309	0.3%	58.3%	61.1%	58.8%
% of FP17s for the same patient ID Re-attending between 3 & 9 months - Adults	29	2,007	1.4%	49.3%	52.4%	51.0%
% of FP17s for Band 1 Urgent Courses	2,013	2,021	99.6%	9.7%	9.5%	9.0%
% of FP17s Relating to Free Repair or Replacements	0	2,021	0.0%	0.7%	0.7%	0.8%
% of FP17s Relating to Continuations	0	2,021	0.0%	0.6%	0.8%	0.9%
% of Patients satisfied with the dentistry they have received	1	1	N/A	94.1%	93.1%	93.2%
% of Patients satisfied with the time they had to wait for an appointment	1	1	N/A	87.3%	87.8%	88.3%

* This is based on patients treated on this contract for their most recent course of treatment. Figures in italics indicate the base number of FP17s or Patient Questionnaire responses are less than 100. N/A is shown where the base number of responses is less than 10 during the period. % is calculated as Quantity/Base number*100

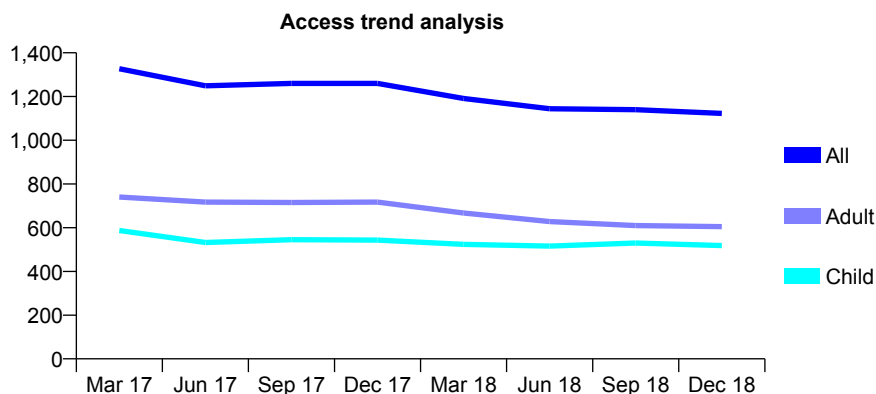
Q69 - Vital Signs At a Glance Contract Report for 154601/0004 - December 2018

Name or company name	Oxfordshire Priority Dental Service
Contract type name	PDS Contract
Purpose of contract	General
Contract start date	01/04/2006
Contract end date	31/03/2019

18/19 Contracted general activity (UDA)	5,000
Carry forward general activity (UDA)	0
18/19 Contracted orthodontic activity (UOA)	0
Carry forward orthodontic activity (UOA)	0
Baseline contract value	£0.00

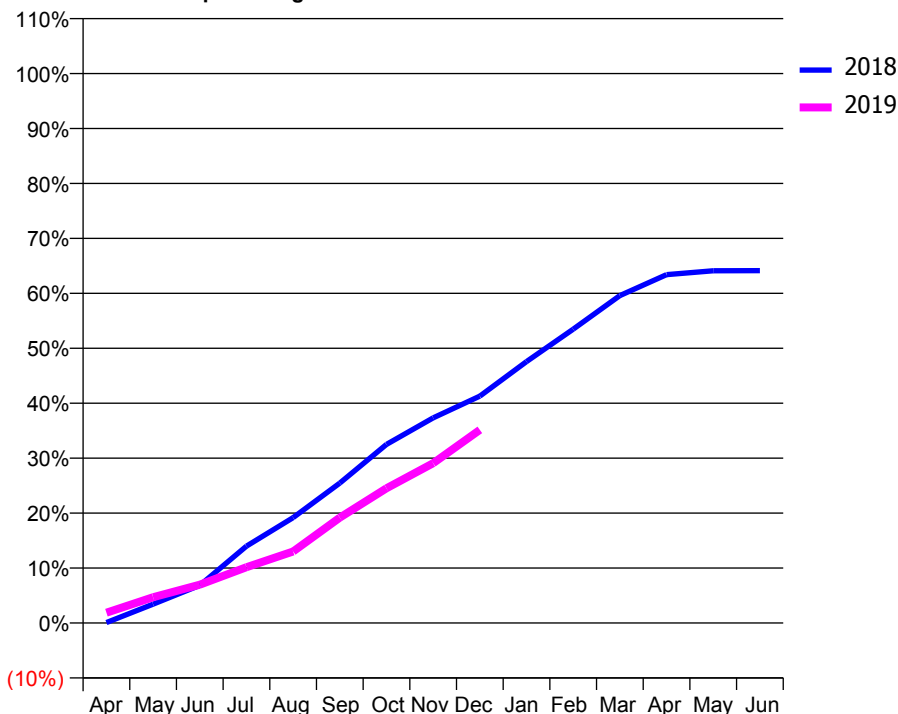
ACCESS*

Patients seen in 24 months	Total	Change since previous quarter
Quarter ending December 2017	1,260	
Quarter ending March 2018	1,191	↓
Quarter ending June 2018	1,144	↓
Quarter ending September 2018	1,140	→
Quarter ending December 2018	1,123	↓
Variance since December 2017	(10.9%)	↓



ACTIVITY

Cumulative percentage of contracted UDA delivered 2018 & 2019



Month	Adjusted Scheduled Activity (UDA)	
	2018	2019
April	4	94
May	172	235
June	342	349
July	700	508
August	959	651
September	1,273	959
October	1,625	1,226
November	1,866	1,454
December	2,065	1,758
January	2,379	
February	2,674	
March	2,979	
April	3,170	
May	3,205	
June	3,206	

QUALITY

	Quantity	Base Number	Contract	AT	Region	England
% of FP17s for the same patient ID Re-attending within 3 months - Children	55	584	9.4%	11.5%	11.3%	11.8%
% of FP17s for the same patient ID Re-attending within 3 months - Adults	35	426	8.2%	14.8%	15.3%	15.6%
% of FP17s for the same patient ID Re-attending between 3 & 9 months - Children	203	584	34.8%	58.3%	61.1%	58.8%
% of FP17s for the same patient ID Re-attending between 3 & 9 months - Adults	113	426	26.5%	49.3%	52.4%	51.0%
% of FP17s for Band 1 Urgent Courses	121	933	13.0%	9.7%	9.5%	9.0%
% of FP17s Relating to Free Repair or Replacements	0	933	0.0%	0.7%	0.7%	0.8%
% of FP17s Relating to Continuations	16	933	1.7%	0.6%	0.8%	0.9%
% of Patients satisfied with the dentistry they have received	1	1	N/A	94.1%	93.1%	93.2%
% of Patients satisfied with the time they had to wait for an appointment	1	1	N/A	87.3%	87.8%	88.3%

* This is based on patients treated on this contract for their most recent course of treatment. Figures in italics indicate the base number of FP17s or Patient Questionnaire responses are less than 100. N/A is shown where the base number of responses is less than 10 during the period. % is calculated as Quantity/Base number*100

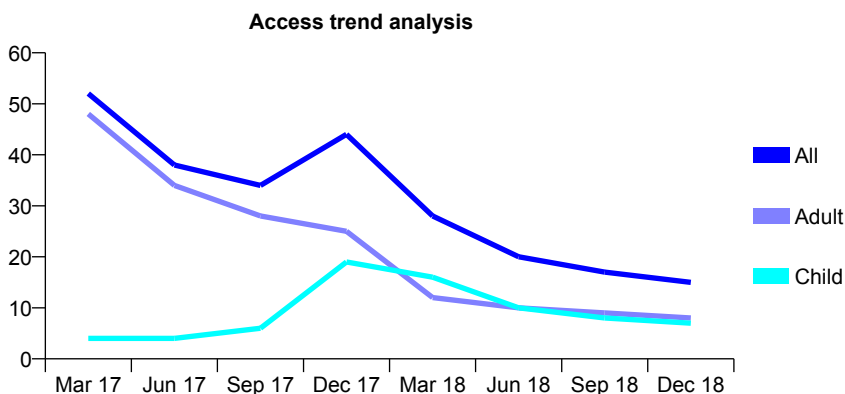
Q69 - Vital Signs At a Glance Contract Report for 154601/0005 - December 2018

Name or company name	Oxfordshire Priority Dental Service
Contract type name	PDS Contract
Purpose of contract	General
Contract start date	01/04/2006
Contract end date	31/03/2019

18/19 Contracted general activity (UDA)	1,000
Carry forward general activity (UDA)	0
18/19 Contracted orthodontic activity (UOA)	0
Carry forward orthodontic activity (UOA)	0
Baseline contract value	£0.00

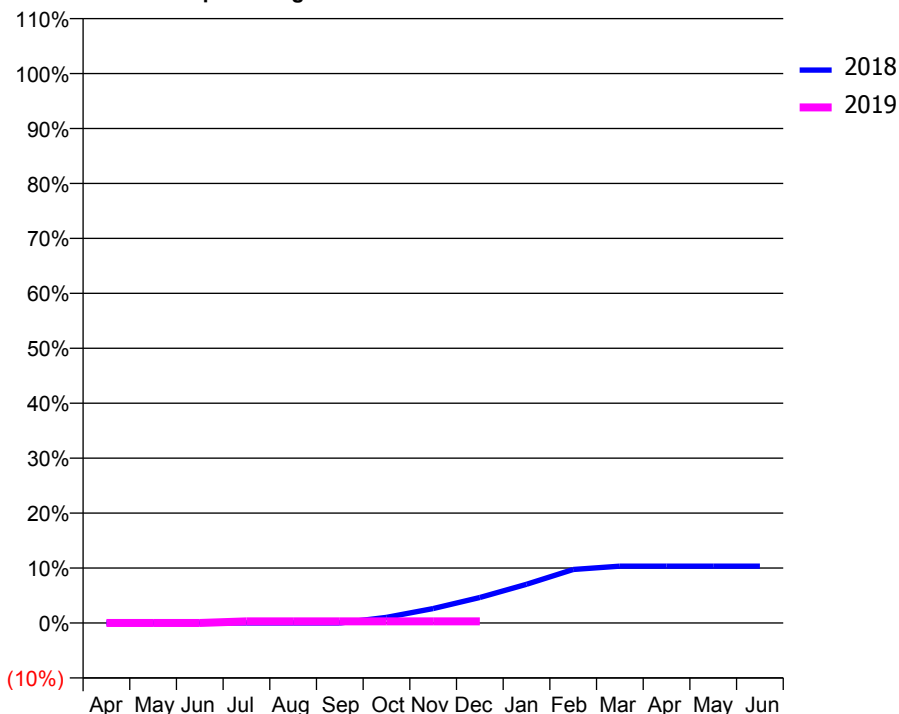
ACCESS*

Patients seen in 24 months	Total	Change since previous quarter
Quarter ending December 2017	44	
Quarter ending March 2018	28	↓
Quarter ending June 2018	20	↓
Quarter ending September 2018	17	↓
Quarter ending December 2018	15	↓
Variance since December 2017	(65.9%)	↓



ACTIVITY

Cumulative percentage of contracted UDA delivered 2018 & 2019



Adjusted Scheduled Activity (UDA)

Month	2018	2019
April	0	0
May	0	0
June	0	0
July	0	3
August	0	3
September	0	3
October	10	3
November	26	3
December	46	3
January	70	
February	97	
March	103	
April	103	
May	103	
June	103	

QUALITY

	Quantity	Base Number	Contract	AT	Region	England
% of FP17s for the same patient ID Re-attending within 3 months - Children	0	2	0.0%	11.5%	11.3%	11.8%
% of FP17s for the same patient ID Re-attending within 3 months - Adults	0	0	N/A	14.8%	15.3%	15.6%
% of FP17s for the same patient ID Re-attending between 3 & 9 months - Children	0	2	0.0%	58.3%	61.1%	58.8%
% of FP17s for the same patient ID Re-attending between 3 & 9 months - Adults	0	0	N/A	49.3%	52.4%	51.0%
% of FP17s for Band 1 Urgent Courses	0	1	0.0%	9.7%	9.5%	9.0%
% of FP17s Relating to Free Repair or Replacements	0	1	0.0%	0.7%	0.7%	0.8%
% of FP17s Relating to Continuations	0	1	0.0%	0.6%	0.8%	0.9%
% of Patients satisfied with the dentistry they have received	0	0	N/A	94.1%	93.1%	93.2%
% of Patients satisfied with the time they had to wait for an appointment	0	0	N/A	87.3%	87.8%	88.3%

* This is based on patients treated on this contract for their most recent course of treatment. Figures in italics indicate the base number of FP17s or Patient Questionnaire responses are less than 100. N/A is shown where the base number of responses is less than 10 during the period. % is calculated as Quantity/Base number*100

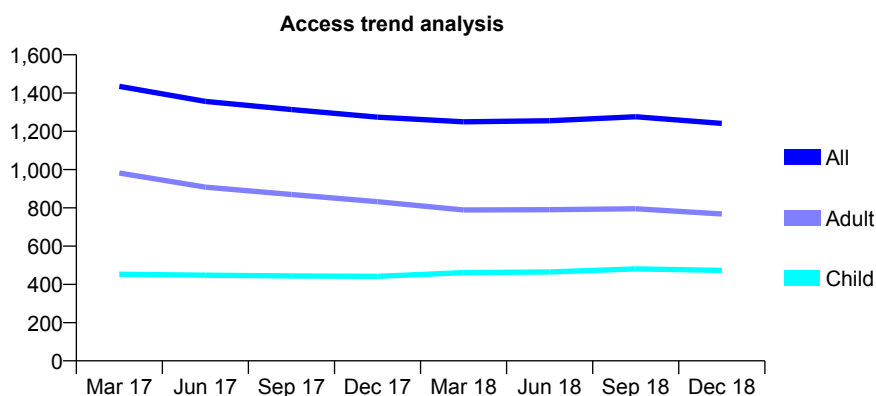
Q69 - Vital Signs At a Glance Contract Report for 154601/0006 - December 2018

Name or company name	Oxfordshire Priority Dental Service
Contract type name	PDS Contract
Purpose of contract	General
Contract start date	01/04/2006
Contract end date	31/03/2019

18/19 Contracted general activity (UDA)	4,000
Carry forward general activity (UDA)	0
18/19 Contracted orthodontic activity (UOA)	0
Carry forward orthodontic activity (UOA)	0
Baseline contract value	£0.00

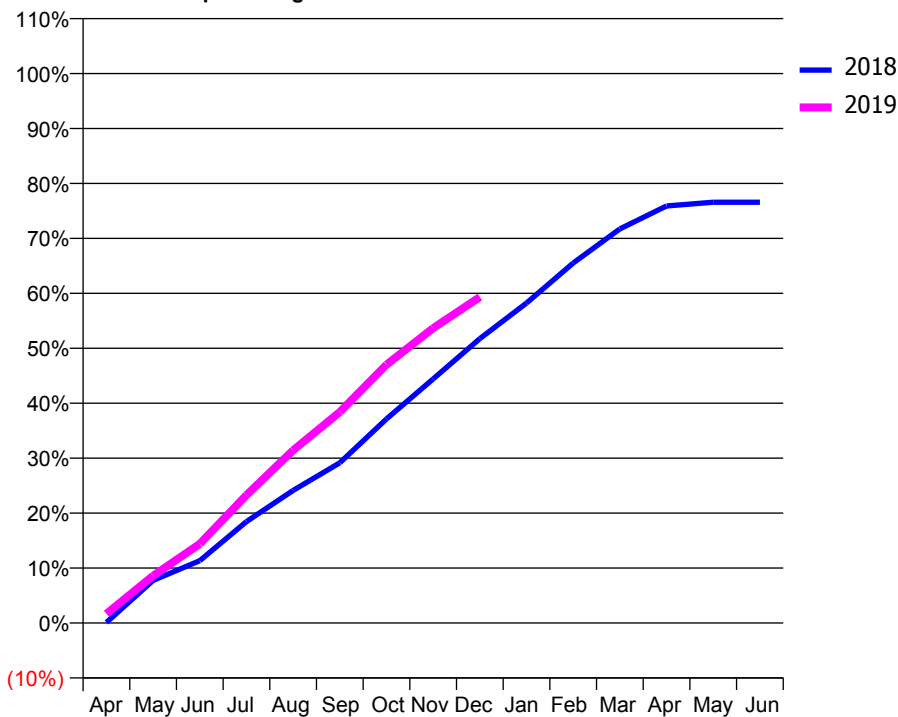
ACCESS*

Patients seen in 24 months	Total	Change since previous quarter
Quarter ending December 2017	1,274	
Quarter ending March 2018	1,250	↓
Quarter ending June 2018	1,255	→
Quarter ending September 2018	1,276	→
Quarter ending December 2018	1,241	↓
Variance since December 2017	(2.6%)	↓



ACTIVITY

Cumulative percentage of contracted UDA delivered 2018 & 2019



Month	Adjusted Scheduled Activity (UDA)	
	2018	2019
April	4	68
May	310	344
June	454	576
July	738	931
August	965	1,258
September	1,166	1,536
October	1,486	1,881
November	1,777	2,146
December	2,070	2,373
January	2,329	
February	2,620	
March	2,869	
April	3,036	
May	3,063	
June	3,063	

QUALITY

	Quantity	Base Number	Contract	AT	Region	England
% of FP17s for the same patient ID Re-attending within 3 months - Children	41	595	6.9%	11.5%	11.3%	11.8%
% of FP17s for the same patient ID Re-attending within 3 months - Adults	66	707	9.3%	14.8%	15.3%	15.6%
% of FP17s for the same patient ID Re-attending between 3 & 9 months - Children	151	595	25.4%	58.3%	61.1%	58.8%
% of FP17s for the same patient ID Re-attending between 3 & 9 months - Adults	186	707	26.3%	49.3%	52.4%	51.0%
% of FP17s for Band 1 Urgent Courses	130	1,178	11.0%	9.7%	9.5%	9.0%
% of FP17s Relating to Free Repair or Replacements	0	1,178	0.0%	0.7%	0.7%	0.8%
% of FP17s Relating to Continuations	10	1,178	0.8%	0.6%	0.8%	0.9%
% of Patients satisfied with the dentistry they have received	1	1	N/A	94.1%	93.1%	93.2%
% of Patients satisfied with the time they had to wait for an appointment	1	1	N/A	87.3%	87.8%	88.3%

* This is based on patients treated on this contract for their most recent course of treatment. Figures in italics indicate the base number of FP17s or Patient Questionnaire responses are less than 100. N/A is shown where the base number of responses is less than 10 during the period. % is calculated as Quantity/Base number*100

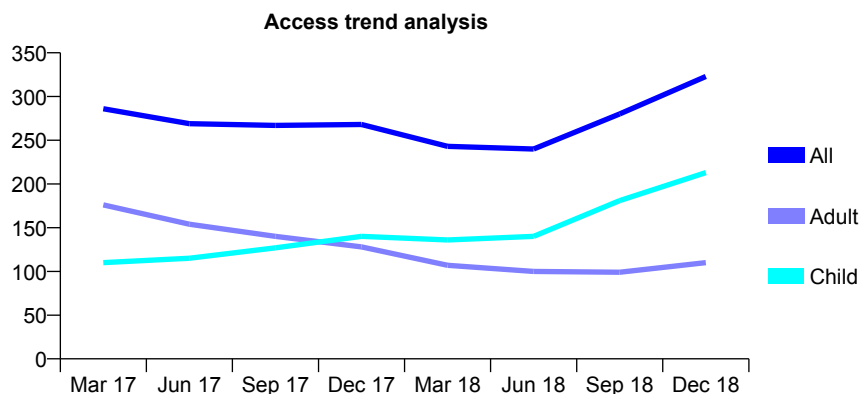
Q69 - Vital Signs At a Glance Contract Report for 154601/0007 - December 2018

Name or company name	Oxfordshire Priority Dental Service
Contract type name	PDS Contract
Purpose of contract	General
Contract start date	01/04/2006
Contract end date	31/03/2019

18/19 Contracted general activity (UDA)	1,000
Carry forward general activity (UDA)	0
18/19 Contracted orthodontic activity (UOA)	0
Carry forward orthodontic activity (UOA)	0
Baseline contract value	£0.00

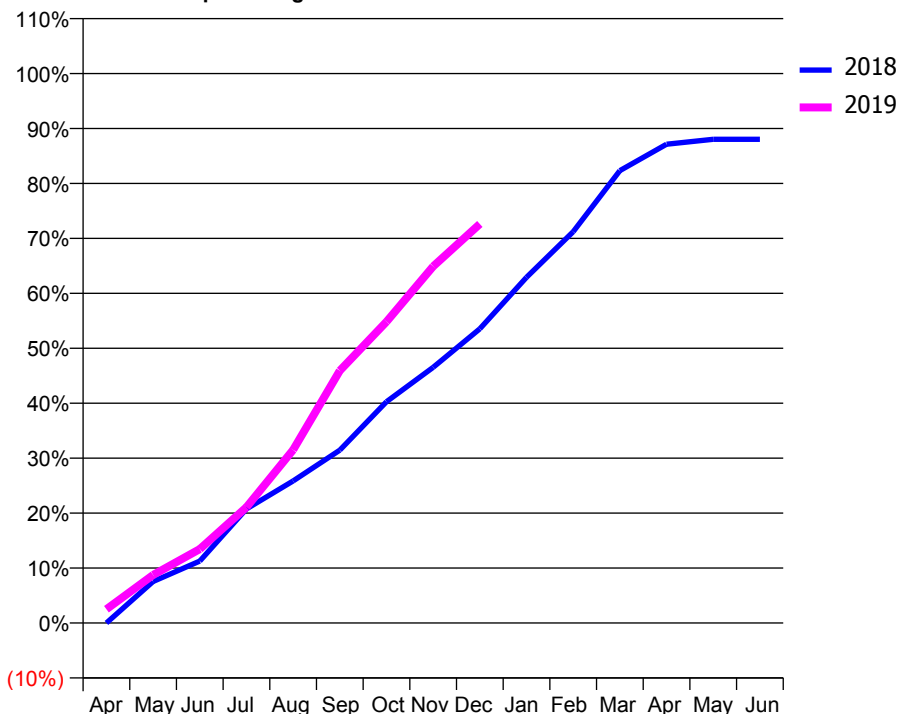
ACCESS*

Patients seen in 24 months	Total	Change since previous quarter
Quarter ending December 2017	268	
Quarter ending March 2018	243	↓
Quarter ending June 2018	240	↓
Quarter ending September 2018	280	↑
Quarter ending December 2018	323	↑
Variance since December 2017	20.5%	↑



ACTIVITY

Cumulative percentage of contracted UDA delivered 2018 & 2019



Month	Adjusted Scheduled Activity (UDA)	
	2018	2019
April	0	25
May	76	87
June	113	135
July	208	211
August	259	315
September	315	459
October	403	548
November	465	649
December	535	726
January	629	
February	712	
March	823	
April	871	
May	880	
June	880	

QUALITY

	Quantity	Base Number	Contract	AT	Region	England
% of FP17s for the same patient ID Re-attending within 3 months - Children	40	276	14.5%	11.5%	11.3%	11.8%
% of FP17s for the same patient ID Re-attending within 3 months - Adults	13	116	11.2%	14.8%	15.3%	15.6%
% of FP17s for the same patient ID Re-attending between 3 & 9 months - Children	100	276	36.2%	58.3%	61.1%	58.8%
% of FP17s for the same patient ID Re-attending between 3 & 9 months - Adults	46	116	39.7%	49.3%	52.4%	51.0%
% of FP17s for Band 1 Urgent Courses	11	370	3.0%	9.7%	9.5%	9.0%
% of FP17s Relating to Free Repair or Replacements	0	370	0.0%	0.7%	0.7%	0.8%
% of FP17s Relating to Continuations	5	370	1.4%	0.6%	0.8%	0.9%
% of Patients satisfied with the dentistry they have received	0	0	N/A	94.1%	93.1%	93.2%
% of Patients satisfied with the time they had to wait for an appointment	0	0	N/A	87.3%	87.8%	88.3%

* This is based on patients treated on this contract for their most recent course of treatment. Figures in italics indicate the base number of FP17s or Patient Questionnaire responses are less than 100. N/A is shown where the base number of responses is less than 10 during the period. % is calculated as Quantity/Base number*100

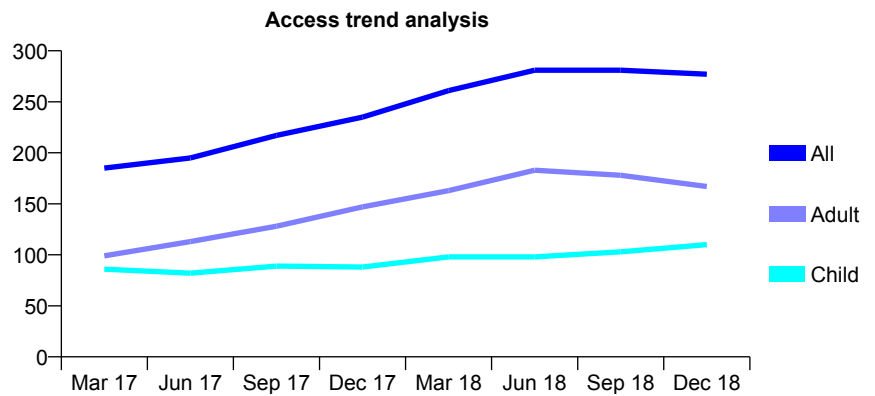
Q69 - Vital Signs At a Glance Contract Report for 154601/0008 - December 2018

Name or company name	Oxfordshire Priority Dental Service
Contract type name	PDS Contract
Purpose of contract	General
Contract start date	01/04/2006
Contract end date	31/03/2019

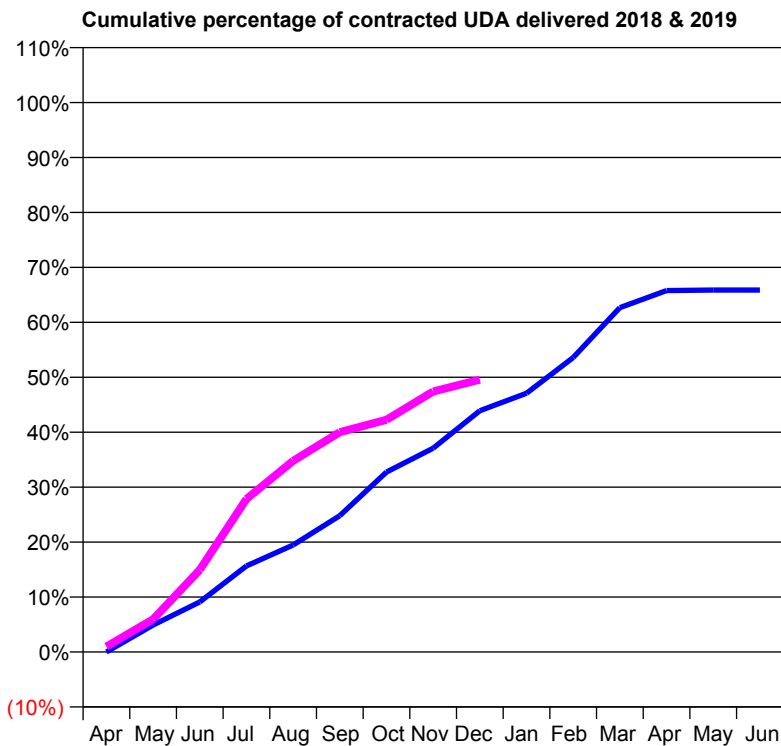
18/19 Contracted general activity (UDA)	925
Carry forward general activity (UDA)	0
18/19 Contracted orthodontic activity (UOA)	0
Carry forward orthodontic activity (UOA)	0
Baseline contract value	£0.00

ACCESS*

Patients seen in 24 months	Total	Change since previous quarter
Quarter ending December 2017	235	
Quarter ending March 2018	261	↑
Quarter ending June 2018	281	↑
Quarter ending September 2018	281	→
Quarter ending December 2018	277	↓
Variance since December 2017	17.9%	↑



ACTIVITY



Month	Adjusted Scheduled Activity (UDA)	
	2018	2019
April	0	9
May	49	55
June	91	138
July	157	258
August	195	322
September	248	370
October	327	391
November	371	438
December	439	458
January	471	
February	536	
March	627	
April	658	
May	659	
June	659	

QUALITY

	Quantity	Base Number	Contract	AT	Region	England
% of FP17s for the same patient ID Re-attending within 3 months - Children	9	117	7.7%	11.5%	11.3%	11.8%
% of FP17s for the same patient ID Re-attending within 3 months - Adults	3	110	2.7%	14.8%	15.3%	15.6%
% of FP17s for the same patient ID Re-attending between 3 & 9 months - Children	14	117	12.0%	58.3%	61.1%	58.8%
% of FP17s for the same patient ID Re-attending between 3 & 9 months - Adults	29	110	26.4%	49.3%	52.4%	51.0%
% of FP17s for Band 1 Urgent Courses	7	211	3.3%	9.7%	9.5%	9.0%
% of FP17s Relating to Free Repair or Replacements	0	211	0.0%	0.7%	0.7%	0.8%
% of FP17s Relating to Continuations	4	211	1.9%	0.6%	0.8%	0.9%
% of Patients satisfied with the dentistry they have received	0	0	N/A	94.1%	93.1%	93.2%
% of Patients satisfied with the time they had to wait for an appointment	0	0	N/A	87.3%	87.8%	88.3%

* This is based on patients treated on this contract for their most recent course of treatment. Figures in italics indicate the base number of FP17s or Patient Questionnaire responses are less than 100. N/A is shown where the base number of responses is less than 10 during the period. % is calculated as Quantity/Base number*100

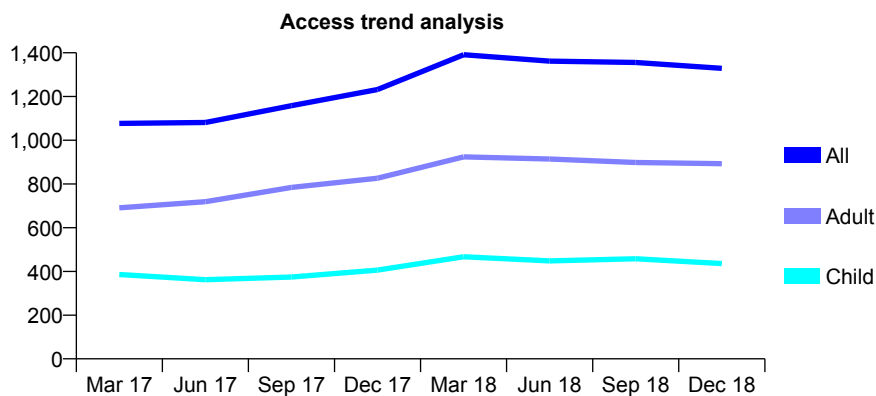
Q69 - Vital Signs At a Glance Contract Report for 154601/0009 - December 2018

Name or company name	Oxfordshire Priority Dental Service
Contract type name	PDS Contract
Purpose of contract	General
Contract start date	01/04/2006
Contract end date	31/03/2019

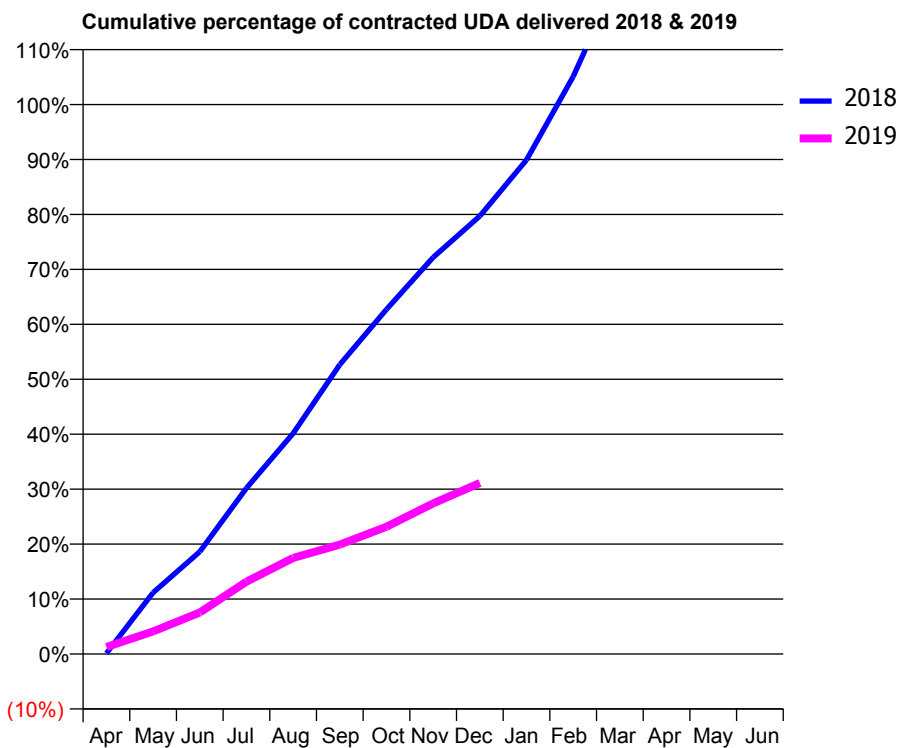
18/19 Contracted general activity (UDA)	6,000
Carry forward general activity (UDA)	0
18/19 Contracted orthodontic activity (UOA)	0
Carry forward orthodontic activity (UOA)	0
Baseline contract value	£0.00

ACCESS*

Patients seen in 24 months	Total	Change since previous quarter
Quarter ending December 2017	1,232	
Quarter ending March 2018	1,391	↑
Quarter ending June 2018	1,362	↓
Quarter ending September 2018	1,356	→
Quarter ending December 2018	1,329	↓
Variance since December 2017	7.9%	↑



ACTIVITY



Month	Adjusted Scheduled Activity (UDA)	
	2018	2019
April	4	77
May	336	247
June	558	453
July	906	789
August	1,205	1,049
September	1,580	1,195
October	1,882	1,389
November	2,165	1,645
December	2,391	1,867
January	2,698	
February	3,153	
March	3,711	
April	3,903	
May	3,924	
June	3,925	

QUALITY

	Quantity	Base Number	Contract	AT	Region	England
% of FP17s for the same patient ID Re-attending within 3 months - Children	35	469	7.5%	11.5%	11.3%	11.8%
% of FP17s for the same patient ID Re-attending within 3 months - Adults	58	666	8.7%	14.8%	15.3%	15.6%
% of FP17s for the same patient ID Re-attending between 3 & 9 months - Children	148	469	31.6%	58.3%	61.1%	58.8%
% of FP17s for the same patient ID Re-attending between 3 & 9 months - Adults	193	666	29.0%	49.3%	52.4%	51.0%
% of FP17s for Band 1 Urgent Courses	169	1,045	16.2%	9.7%	9.5%	9.0%
% of FP17s Relating to Free Repair or Replacements	3	1,045	0.3%	0.7%	0.7%	0.8%
% of FP17s Relating to Continuations	10	1,045	1.0%	0.6%	0.8%	0.9%
% of Patients satisfied with the dentistry they have received	0	0	N/A	94.1%	93.1%	93.2%
% of Patients satisfied with the time they had to wait for an appointment	0	0	N/A	87.3%	87.8%	88.3%

* This is based on patients treated on this contract for their most recent course of treatment. Figures in italics indicate the base number of FP17s or Patient Questionnaire responses are less than 100. N/A is shown where the base number of responses is less than 10 during the period. % is calculated as Quantity/Base number*100

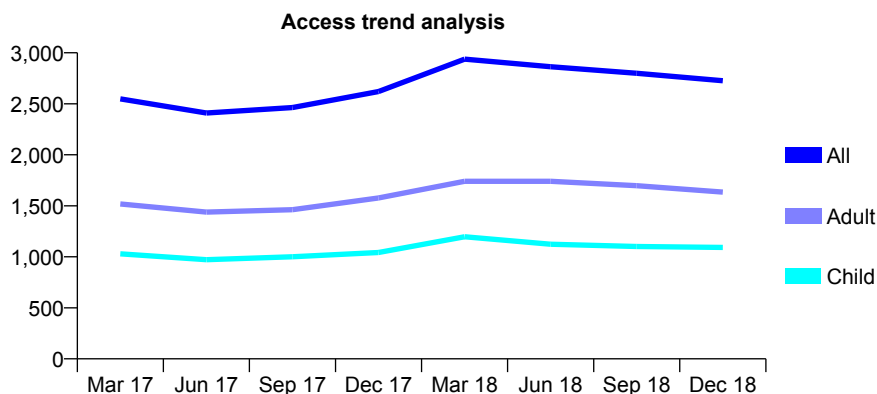
Q69 - Vital Signs At a Glance Contract Report for 154601/0010 - December 2018

Name or company name	Oxfordshire Priority Dental Service
Contract type name	PDS Contract
Purpose of contract	General
Contract start date	01/04/2006
Contract end date	31/03/2019

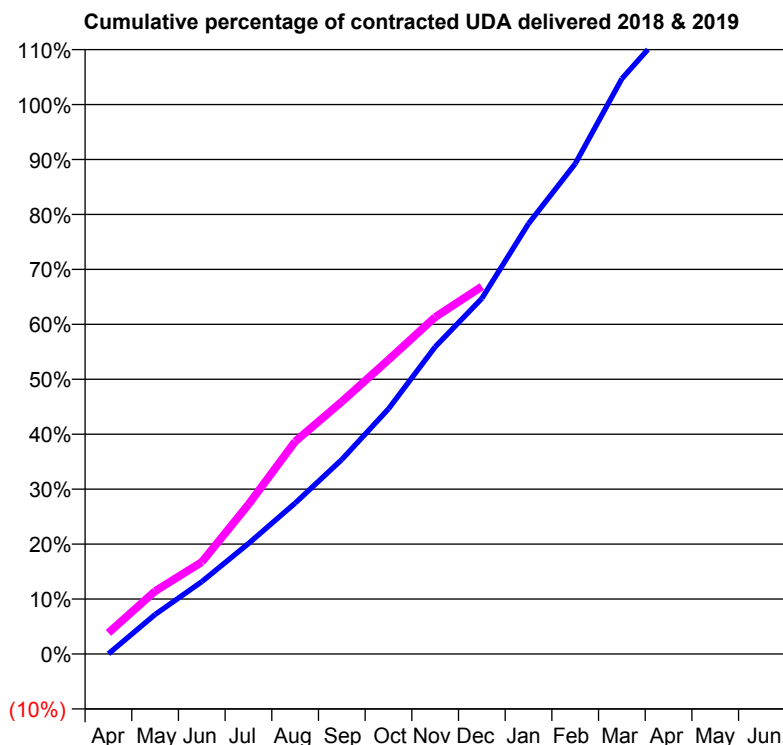
18/19 Contracted general activity (UDA)	5,900
Carry forward general activity (UDA)	0
18/19 Contracted orthodontic activity (UOA)	0
Carry forward orthodontic activity (UOA)	0
Baseline contract value	£0.00

ACCESS*

Patients seen in 24 months	Total	Change since previous quarter
Quarter ending December 2017	2,620	
Quarter ending March 2018	2,938	↑
Quarter ending June 2018	2,863	↓
Quarter ending September 2018	2,799	↓
Quarter ending December 2018	2,726	↓
Variance since December 2017	4.0%	↑



ACTIVITY



Month	Adjusted Scheduled Activity (UDA)	
	2018	2019
April	2	227
May	425	675
June	777	987
July	1,186	1,605
August	1,621	2,282
September	2,089	2,709
October	2,632	3,160
November	3,298	3,617
December	3,818	3,945
January	4,621	
February	5,264	
March	6,177	
April	6,740	
May	6,773	
June	6,773	

QUALITY

	Quantity	Base Number	Contract	AT	Region	England
% of FP17s for the same patient ID Re-attending within 3 months - Children	116	1,087	10.7%	11.5%	11.3%	11.8%
% of FP17s for the same patient ID Re-attending within 3 months - Adults	97	1,279	7.6%	14.8%	15.3%	15.6%
% of FP17s for the same patient ID Re-attending between 3 & 9 months - Children	305	1,087	28.1%	58.3%	61.1%	58.8%
% of FP17s for the same patient ID Re-attending between 3 & 9 months - Adults	235	1,279	18.4%	49.3%	52.4%	51.0%
% of FP17s for Band 1 Urgent Courses	328	2,056	16.0%	9.7%	9.5%	9.0%
% of FP17s Relating to Free Repair or Replacements	0	2,056	0.0%	0.7%	0.7%	0.8%
% of FP17s Relating to Continuations	23	2,056	1.1%	0.6%	0.8%	0.9%
% of Patients satisfied with the dentistry they have received	0	0	N/A	94.1%	93.1%	93.2%
% of Patients satisfied with the time they had to wait for an appointment	0	0	N/A	87.3%	87.8%	88.3%

* This is based on patients treated on this contract for their most recent course of treatment. Figures in italics indicate the base number of FP17s or Patient Questionnaire responses are less than 100. N/A is shown where the base number of responses is less than 10 during the period. % is calculated as Quantity/Base number*100

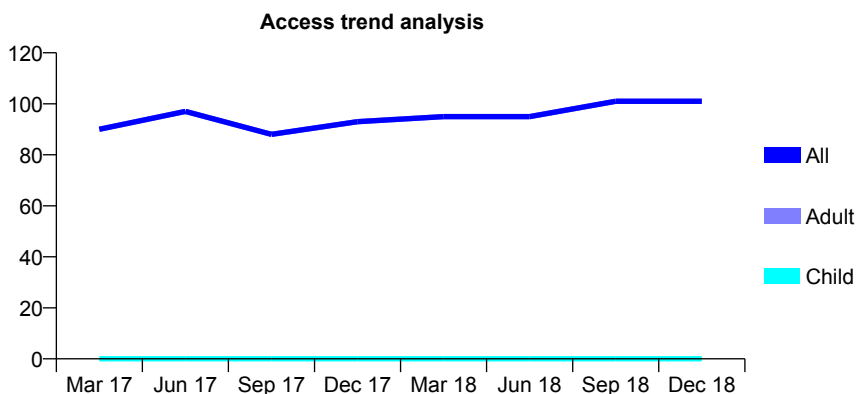
Q69 - Vital Signs At a Glance Contract Report for 154601/0012 - December 2018

Name or company name	Oxfordshire Priority Dental Service
Contract type name	PDS Contract
Purpose of contract	General
Contract start date	01/04/2006
Contract end date	31/03/2019

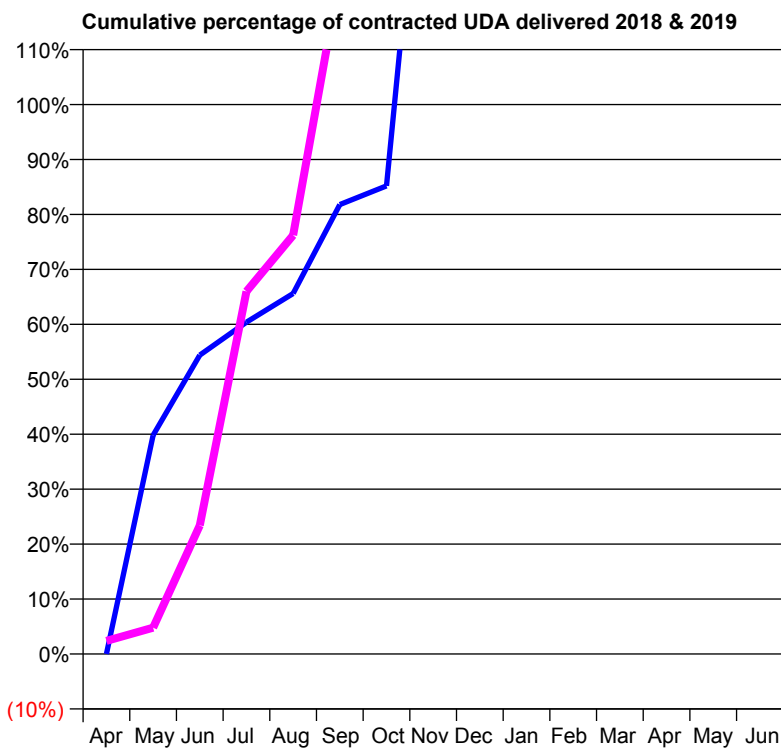
18/19 Contracted general activity (UDA)	100
Carry forward general activity (UDA)	0
18/19 Contracted orthodontic activity (UOA)	0
Carry forward orthodontic activity (UOA)	0
Baseline contract value	£0.00

ACCESS*

Patients seen in 24 months	Total	Change since previous quarter
Quarter ending December 2017	93	
Quarter ending March 2018	95	↑
Quarter ending June 2018	95	→
Quarter ending September 2018	101	↑
Quarter ending December 2018	101	→
Variance since December 2017	8.6%	↑



ACTIVITY



Month	Adjusted Scheduled Activity (UDA)	
	2018	2019
April	0	2
May	40	5
June	54	23
July	60	66
August	66	76
September	82	123
October	85	150
November	171	240
December	177	246
January	220	
February	230	
March	251	
April	255	
May	255	
June	255	

QUALITY

	Quantity	Base Number	Contract	AT	Region	England
% of FP17s for the same patient ID Re-attending within 3 months - Children	0	0	N/A	11.5%	11.3%	11.8%
% of FP17s for the same patient ID Re-attending within 3 months - Adults	20	78	25.6%	14.8%	15.3%	15.6%
% of FP17s for the same patient ID Re-attending between 3 & 9 months - Children	0	0	N/A	58.3%	61.1%	58.8%
% of FP17s for the same patient ID Re-attending between 3 & 9 months - Adults	12	78	15.4%	49.3%	52.4%	51.0%
% of FP17s for Band 1 Urgent Courses	24	76	31.6%	9.7%	9.5%	9.0%
% of FP17s Relating to Free Repair or Replacements	0	76	0.0%	0.7%	0.7%	0.8%
% of FP17s Relating to Continuations	0	76	0.0%	0.6%	0.8%	0.9%
% of Patients satisfied with the dentistry they have received	0	0	N/A	94.1%	93.1%	93.2%
% of Patients satisfied with the time they had to wait for an appointment	0	0	N/A	87.3%	87.8%	88.3%

* This is based on patients treated on this contract for their most recent course of treatment. Figures in italics indicate the base number of FP17s or Patient Questionnaire responses are less than 100. N/A is shown where the base number of responses is less than 10 during the period. % is calculated as Quantity/Base number*100

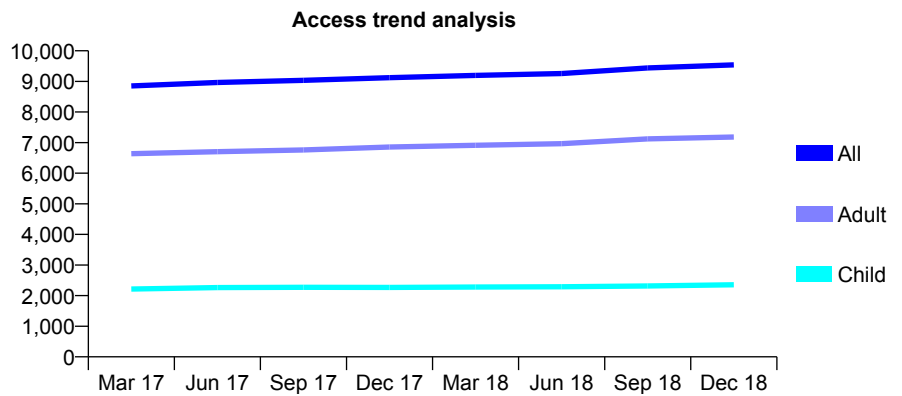
Q69 - Vital Signs At a Glance Contract Report for 155713/0001 - December 2018

Name or company name	NIGHTINGALE COTTAGE DENTAL PRAC
Contract type name	GDS Contract
Purpose of contract	General
Contract start date	01/04/2013
Contract end date	

18/19 Contracted general activity (UDA)	24,761
Carry forward general activity (UDA)	0
18/19 Contracted orthodontic activity (UOA)	0
Carry forward orthodontic activity (UOA)	0
Baseline contract value	£563,798.14

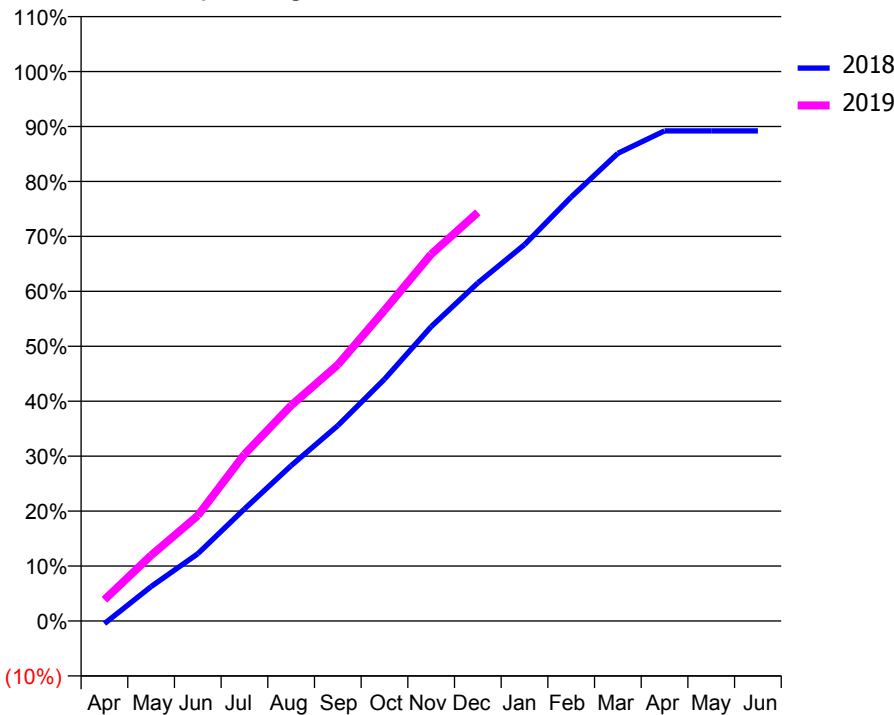
ACCESS*

Patients seen in 24 months	Total	Change since previous quarter
Quarter ending December 2017	9,124	
Quarter ending March 2018	9,194	→
Quarter ending June 2018	9,257	→
Quarter ending September 2018	9,439	→
Quarter ending December 2018	9,539	→
Variance since December 2017	4.5%	↑



ACTIVITY

Cumulative percentage of contracted UDA delivered 2018 & 2019



Month	Adjusted Scheduled Activity (UDA)	
	2018	2019
April	-126	956
May	1,553	2,960
June	3,034	4,748
July	5,049	7,516
August	7,003	9,716
September	8,804	11,545
October	10,896	14,001
November	13,264	16,528
December	15,238	18,414
January	16,959	
February	19,102	
March	21,074	
April	22,085	
May	22,088	
June	22,088	

QUALITY

	Quantity	Base Number	Contract	AT	Region	England
% of FP17s for the same patient ID Re-attending within 3 months - Children	136	2,427	5.6%	11.5%	11.3%	11.8%
% of FP17s for the same patient ID Re-attending within 3 months - Adults	756	6,987	10.8%	14.8%	15.3%	15.6%
% of FP17s for the same patient ID Re-attending between 3 & 9 months - Children	1,443	2,427	59.5%	58.3%	61.1%	58.8%
% of FP17s for the same patient ID Re-attending between 3 & 9 months - Adults	3,751	6,987	53.7%	49.3%	52.4%	51.0%
% of FP17s for Band 1 Urgent Courses	512	8,951	5.7%	9.7%	9.5%	9.0%
% of FP17s Relating to Free Repair or Replacements	45	8,951	0.5%	0.7%	0.7%	0.8%
% of FP17s Relating to Continuations	63	8,951	0.7%	0.6%	0.8%	0.9%
% of Patients satisfied with the dentistry they have received	6	6	N/A	94.1%	93.1%	93.2%
% of Patients satisfied with the time they had to wait for an appointment	5	6	N/A	87.3%	87.8%	88.3%

* This is based on patients treated on this contract for their most recent course of treatment. Figures in italics indicate the base number of FP17s or Patient Questionnaire responses are less than 100. N/A is shown where the base number of responses is less than 10 during the period. % is calculated as Quantity/Base number*100

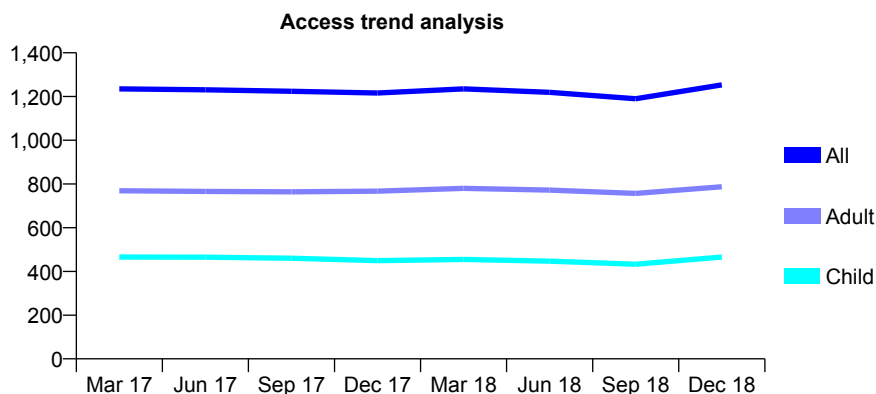
Q69 - Vital Signs At a Glance Contract Report for 156043/0001 - December 2018

Name or company name	Burghfield Dental Care Limited
Contract type name	GDS Contract
Purpose of contract	General
Contract start date	01/01/2013
Contract end date	

18/19 Contracted general activity (UDA)	3,945
Carry forward general activity (UDA)	0
18/19 Contracted orthodontic activity (UOA)	0
Carry forward orthodontic activity (UOA)	0
Baseline contract value	£92,769.54

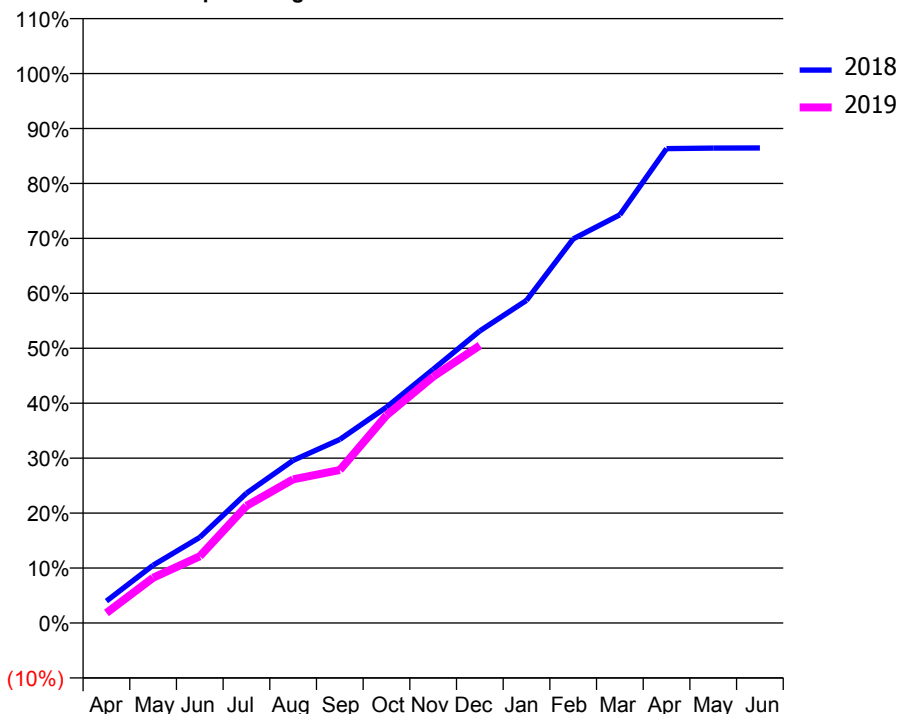
ACCESS*

Patients seen in 24 months	Total	Change since previous quarter
Quarter ending December 2017	1,216	
Quarter ending March 2018	1,235	→
Quarter ending June 2018	1,219	↓
Quarter ending September 2018	1,190	↓
Quarter ending December 2018	1,253	↑
Variance since December 2017	3.0%	↑



ACTIVITY

Cumulative percentage of contracted UDA delivered 2018 & 2019



Month	Adjusted Scheduled Activity (UDA)	
	2018	2019
April	157	72
May	415	325
June	615	479
July	932	841
August	1,168	1,032
September	1,318	1,099
October	1,550	1,491
November	1,821	1,769
December	2,097	1,993
January	2,316	
February	2,758	
March	2,931	
April	3,405	
May	3,409	
June	3,410	

QUALITY

	Quantity	Base Number	Contract	AT	Region	England
% of FP17s for the same patient ID Re-attending within 3 months - Children	42	589	7.1%	11.5%	11.3%	11.8%
% of FP17s for the same patient ID Re-attending within 3 months - Adults	78	863	9.0%	14.8%	15.3%	15.6%
% of FP17s for the same patient ID Re-attending between 3 & 9 months - Children	378	589	64.2%	58.3%	61.1%	58.8%
% of FP17s for the same patient ID Re-attending between 3 & 9 months - Adults	553	863	64.1%	49.3%	52.4%	51.0%
% of FP17s for Band 1 Urgent Courses	68	1,252	5.4%	9.7%	9.5%	9.0%
% of FP17s Relating to Free Repair or Replacements	3	1,252	0.2%	0.7%	0.7%	0.8%
% of FP17s Relating to Continuations	0	1,252	0.0%	0.6%	0.8%	0.9%
% of Patients satisfied with the dentistry they have received	0	0	N/A	94.1%	93.1%	93.2%
% of Patients satisfied with the time they had to wait for an appointment	0	0	N/A	87.3%	87.8%	88.3%

* This is based on patients treated on this contract for their most recent course of treatment. Figures in italics indicate the base number of FP17s or Patient Questionnaire responses are less than 100. N/A is shown where the base number of responses is less than 10 during the period. % is calculated as Quantity/Base number*100

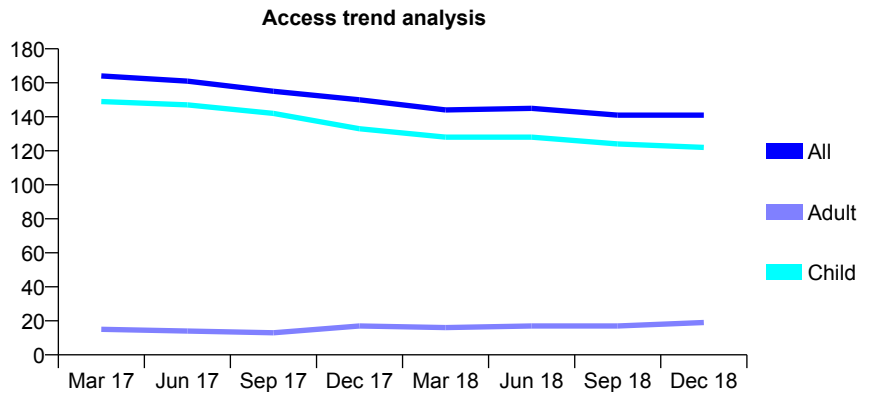
Q69 - Vital Signs At a Glance Contract Report for 157651/0001 - December 2018

Name or company name	Chesham Dental Care
Contract type name	GDS Contract
Purpose of contract	General
Contract start date	01/04/2011
Contract end date	

18/19 Contracted general activity (UDA)	550
Carry forward general activity (UDA)	0
18/19 Contracted orthodontic activity (UOA)	0
Carry forward orthodontic activity (UOA)	0
Baseline contract value	£14,096.46

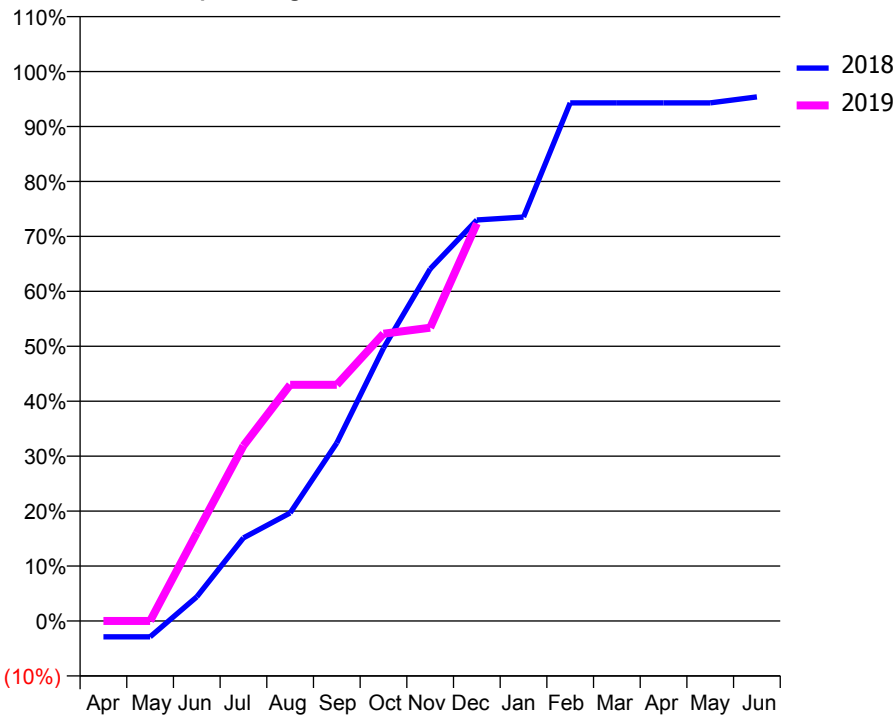
ACCESS*

Patients seen in 24 months	Total	Change since previous quarter
Quarter ending December 2017	150	
Quarter ending March 2018	144	↓
Quarter ending June 2018	145	→
Quarter ending September 2018	141	↓
Quarter ending December 2018	141	→
Variance since December 2017	(6.0%)	↓



ACTIVITY

Cumulative percentage of contracted UDA delivered 2018 & 2019



Month	Adjusted Scheduled Activity (UDA)	
	2018	2019
April	-16	0
May	-16	0
June	24	88
July	83	175
August	108	236
September	178	236
October	273	288
November	352	294
December	401	398
January	404	
February	519	
March	519	
April	519	
May	519	
June	525	

QUALITY

	Quantity	Base Number	Contract	AT	Region	England
% of FP17s for the same patient ID Re-attending within 3 months - Children	43	207	20.8%	11.5%	11.3%	11.8%
% of FP17s for the same patient ID Re-attending within 3 months - Adults	1	8	12.5%	14.8%	15.3%	15.6%
% of FP17s for the same patient ID Re-attending between 3 & 9 months - Children	123	207	59.4%	58.3%	61.1%	58.8%
% of FP17s for the same patient ID Re-attending between 3 & 9 months - Adults	5	8	62.5%	49.3%	52.4%	51.0%
% of FP17s for Band 1 Urgent Courses	5	166	3.0%	9.7%	9.5%	9.0%
% of FP17s Relating to Free Repair or Replacements	0	166	0.0%	0.7%	0.7%	0.8%
% of FP17s Relating to Continuations	0	166	0.0%	0.6%	0.8%	0.9%
% of Patients satisfied with the dentistry they have received	0	0	N/A	94.1%	93.1%	93.2%
% of Patients satisfied with the time they had to wait for an appointment	0	0	N/A	87.3%	87.8%	88.3%

* This is based on patients treated on this contract for their most recent course of treatment. Figures in italics indicate the base number of FP17s or Patient Questionnaire responses are less than 100. N/A is shown where the base number of responses is less than 10 during the period. % is calculated as Quantity/Base number*100

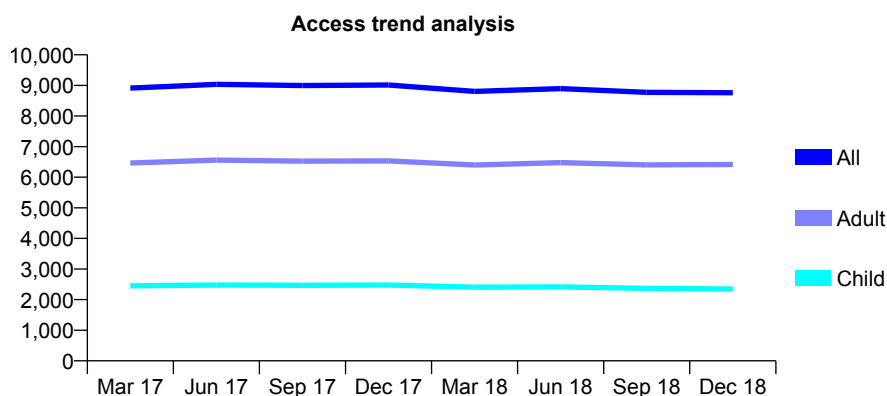
Q69 - Vital Signs At a Glance Contract Report for 157678/0001 - December 2018

Name or company name	PEACHCROFT DENTAL PRACTICE
Contract type name	GDS Contract
Purpose of contract	General
Contract start date	01/04/2011
Contract end date	

18/19 Contracted general activity (UDA)	26,527
Carry forward general activity (UDA)	0
18/19 Contracted orthodontic activity (UOA)	0
Carry forward orthodontic activity (UOA)	0
Baseline contract value	£556,009.27

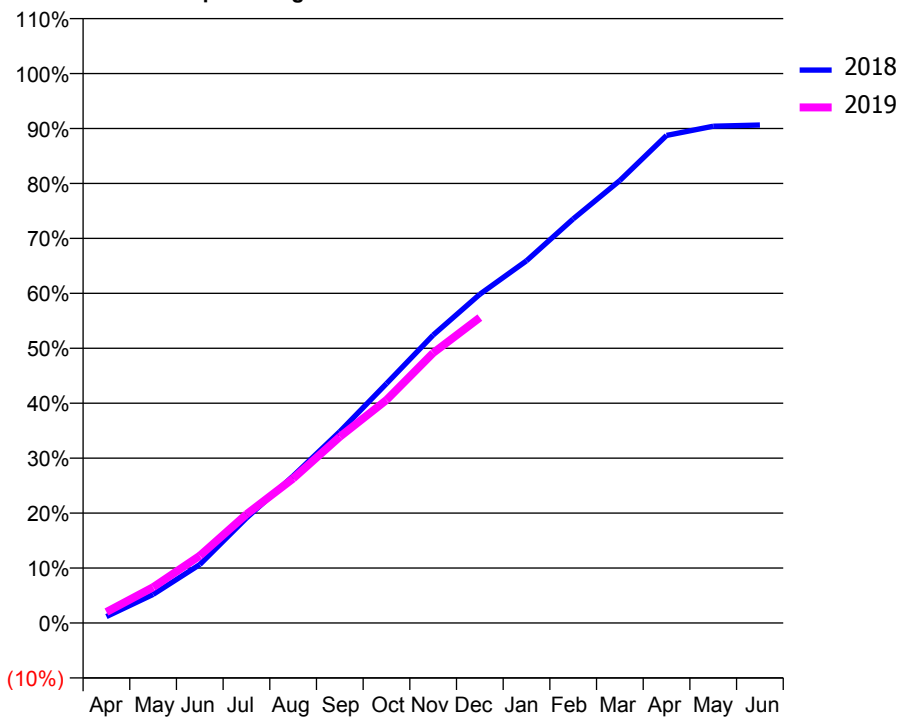
ACCESS*

Patients seen in 24 months	Total	Change since previous quarter
Quarter ending December 2017	9,011	
Quarter ending March 2018	8,804	↓
Quarter ending June 2018	8,894	→
Quarter ending September 2018	8,772	↓
Quarter ending December 2018	8,761	→
Variance since December 2017	(2.8%)	↓



ACTIVITY

Cumulative percentage of contracted UDA delivered 2018 & 2019



Month	Adjusted Scheduled Activity (UDA)	
	2018	2019
April	315	534
May	1,380	1,726
June	2,824	3,247
July	5,068	5,251
August	7,095	6,975
September	9,241	8,989
October	11,557	10,767
November	13,903	13,042
December	15,874	14,744
January	17,489	
February	19,508	
March	21,362	
April	23,539	
May	23,980	
June	24,040	

QUALITY

	Quantity	Base Number	Contract	AT	Region	England
% of FP17s for the same patient ID Re-attending within 3 months - Children	147	2,551	5.8%	11.5%	11.3%	11.8%
% of FP17s for the same patient ID Re-attending within 3 months - Adults	755	6,538	11.5%	14.8%	15.3%	15.6%
% of FP17s for the same patient ID Re-attending between 3 & 9 months - Children	1,603	2,551	62.8%	58.3%	61.1%	58.8%
% of FP17s for the same patient ID Re-attending between 3 & 9 months - Adults	3,860	6,538	59.0%	49.3%	52.4%	51.0%
% of FP17s for Band 1 Urgent Courses	933	7,734	12.1%	9.7%	9.5%	9.0%
% of FP17s Relating to Free Repair or Replacements	13	7,734	0.2%	0.7%	0.7%	0.8%
% of FP17s Relating to Continuations	24	7,734	0.3%	0.6%	0.8%	0.9%
% of Patients satisfied with the dentistry they have received	4	4	N/A	94.1%	93.1%	93.2%
% of Patients satisfied with the time they had to wait for an appointment	4	4	N/A	87.3%	87.8%	88.3%

* This is based on patients treated on this contract for their most recent course of treatment. Figures in italics indicate the base number of FP17s or Patient Questionnaire responses are less than 100. N/A is shown where the base number of responses is less than 10 during the period. % is calculated as Quantity/Base number*100

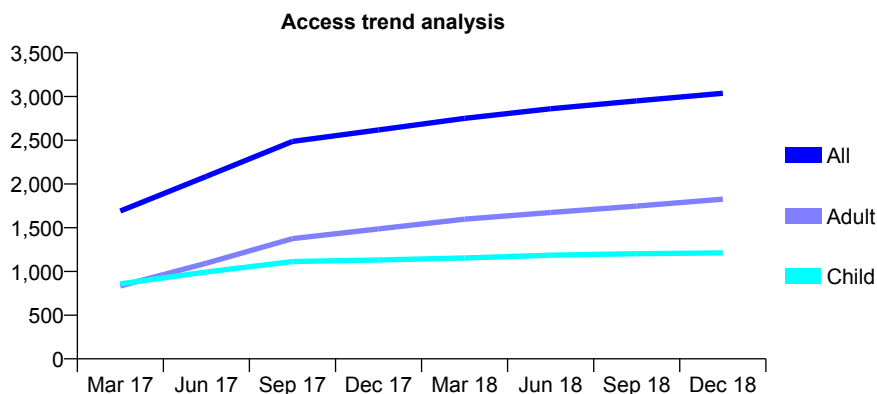
Q69 - Vital Signs At a Glance Contract Report for 159115/0001 - December 2018

Name or company name	The Dental Centre Ltd
Contract type name	GDS Contract
Purpose of contract	General
Contract start date	15/12/2007
Contract end date	

18/19 Contracted general activity (UDA)	8,160
Carry forward general activity (UDA)	-66
18/19 Contracted orthodontic activity (UOA)	0
Carry forward orthodontic activity (UOA)	0
Baseline contract value	£229,364.21

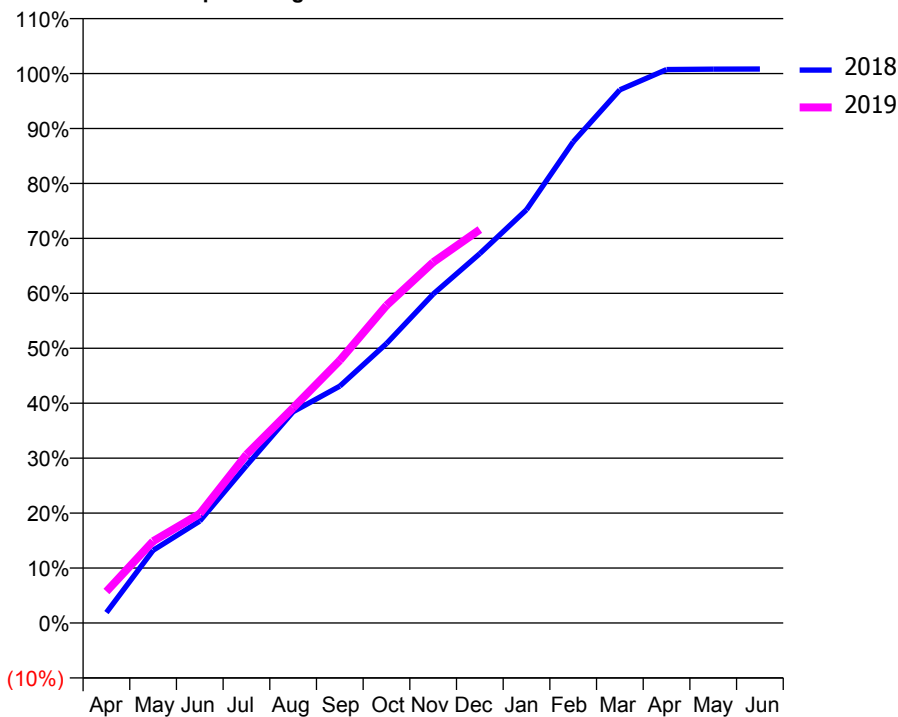
ACCESS*

Patients seen in 24 months	Total	Change since previous quarter
Quarter ending December 2017	2,617	
Quarter ending March 2018	2,750	↑
Quarter ending June 2018	2,860	↑
Quarter ending September 2018	2,950	↑
Quarter ending December 2018	3,037	↑
Variance since December 2017	16.0%	↑



ACTIVITY

Cumulative percentage of contracted UDA delivered 2018 & 2019



Month	Adjusted Scheduled Activity (UDA)	
	2018	2019
April	155	468
May	1,080	1,214
June	1,514	1,623
July	2,337	2,501
August	3,137	3,195
September	3,517	3,900
October	4,149	4,717
November	4,884	5,358
December	5,485	5,843
January	6,138	
February	7,146	
March	7,918	
April	8,218	
May	8,225	
June	8,226	

QUALITY

	Quantity	Base Number	Contract	AT	Region	England
% of FP17s for the same patient ID Re-attending within 3 months - Children	152	1,467	10.4%	11.5%	11.3%	11.8%
% of FP17s for the same patient ID Re-attending within 3 months - Adults	210	1,688	12.4%	14.8%	15.3%	15.6%
% of FP17s for the same patient ID Re-attending between 3 & 9 months - Children	912	1,467	62.2%	58.3%	61.1%	58.8%
% of FP17s for the same patient ID Re-attending between 3 & 9 months - Adults	904	1,688	53.6%	49.3%	52.4%	51.0%
% of FP17s for Band 1 Urgent Courses	202	2,997	6.7%	9.7%	9.5%	9.0%
% of FP17s Relating to Free Repair or Replacements	13	2,997	0.4%	0.7%	0.7%	0.8%
% of FP17s Relating to Continuations	11	2,997	0.4%	0.6%	0.8%	0.9%
% of Patients satisfied with the dentistry they have received	1	2	N/A	94.1%	93.1%	93.2%
% of Patients satisfied with the time they had to wait for an appointment	2	2	N/A	87.3%	87.8%	88.3%

* This is based on patients treated on this contract for their most recent course of treatment. Figures in italics indicate the base number of FP17s or Patient Questionnaire responses are less than 100. N/A is shown where the base number of responses is less than 10 during the period. % is calculated as Quantity/Base number*100

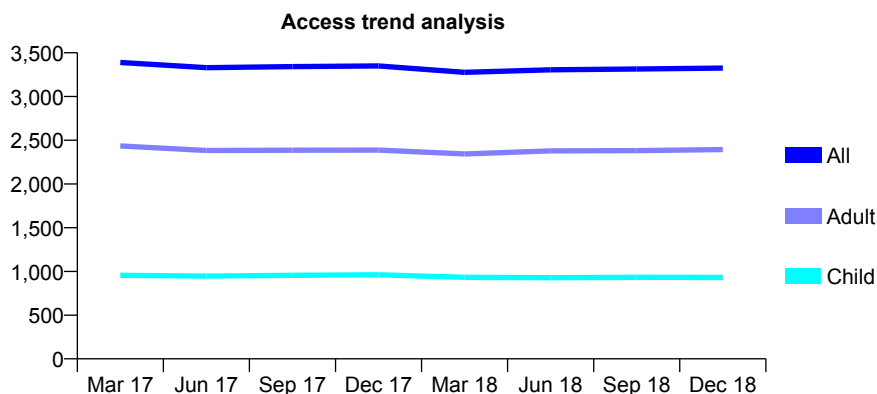
Q69 - Vital Signs At a Glance Contract Report for 159115/0004 - December 2018

Name or company name	The Dental Centre Ltd
Contract type name	GDS Contract
Purpose of contract	General
Contract start date	01/04/2008
Contract end date	

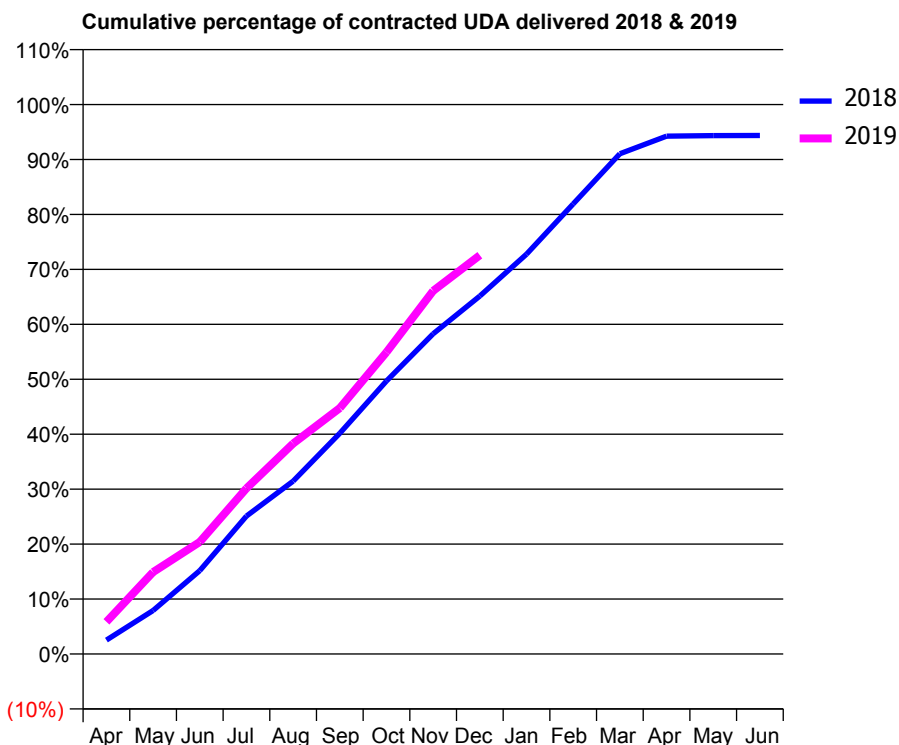
18/19 Contracted general activity (UDA)	12,449
Carry forward general activity (UDA)	0
18/19 Contracted orthodontic activity (UOA)	0
Carry forward orthodontic activity (UOA)	0
Baseline contract value	£361,479.05

ACCESS*

Patients seen in 24 months	Total	Change since previous quarter
Quarter ending December 2017	3,350	
Quarter ending March 2018	3,276	↓
Quarter ending June 2018	3,306	→
Quarter ending September 2018	3,315	→
Quarter ending December 2018	3,325	→
Variance since December 2017	(0.7%)	→



ACTIVITY



Month	Adjusted Scheduled Activity (UDA)	
	2018	2019
April	314	730
May	988	1,858
June	1,890	2,538
July	3,126	3,753
August	3,917	4,769
September	5,002	5,573
October	6,186	6,839
November	7,254	8,226
December	8,109	9,036
January	9,059	
February	10,196	
March	11,333	
April	11,731	
May	11,744	
June	11,746	

QUALITY

	Quantity	Base Number	Contract	AT	Region	England
% of FP17s for the same patient ID Re-attending within 3 months - Children	89	1,001	8.9%	11.5%	11.3%	11.8%
% of FP17s for the same patient ID Re-attending within 3 months - Adults	580	2,668	21.7%	14.8%	15.3%	15.6%
% of FP17s for the same patient ID Re-attending between 3 & 9 months - Children	601	1,001	60.0%	58.3%	61.1%	58.8%
% of FP17s for the same patient ID Re-attending between 3 & 9 months - Adults	1,335	2,668	50.0%	49.3%	52.4%	51.0%
% of FP17s for Band 1 Urgent Courses	396	3,494	11.3%	9.7%	9.5%	9.0%
% of FP17s Relating to Free Repair or Replacements	71	3,494	2.0%	0.7%	0.7%	0.8%
% of FP17s Relating to Continuations	29	3,494	0.8%	0.6%	0.8%	0.9%
% of Patients satisfied with the dentistry they have received	0	1	N/A	94.1%	93.1%	93.2%
% of Patients satisfied with the time they had to wait for an appointment	1	1	N/A	87.3%	87.8%	88.3%

* This is based on patients treated on this contract for their most recent course of treatment. Figures in italics indicate the base number of FP17s or Patient Questionnaire responses are less than 100. N/A is shown where the base number of responses is less than 10 during the period. % is calculated as Quantity/Base number*100

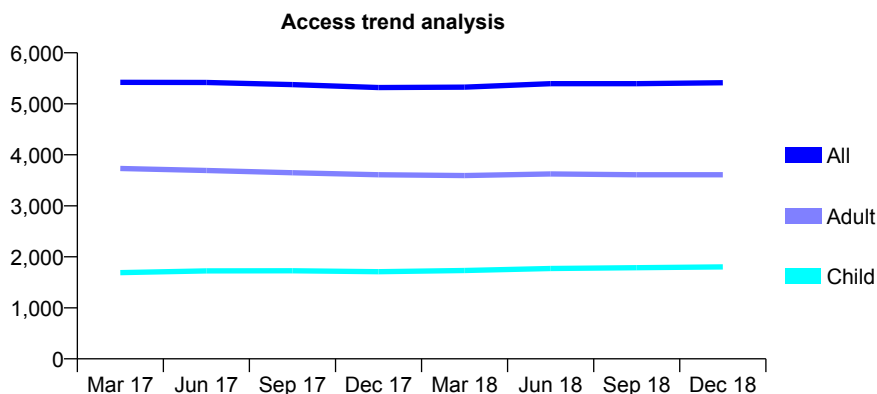
Q69 - Vital Signs At a Glance Contract Report for 162310/0001 - December 2018

Name or company name	WILDRIDINGS LTD
Contract type name	GDS Contract
Purpose of contract	General
Contract start date	24/09/2012
Contract end date	

18/19 Contracted general activity (UDA)	17,822
Carry forward general activity (UDA)	0
18/19 Contracted orthodontic activity (UOA)	0
Carry forward orthodontic activity (UOA)	0
Baseline contract value	£488,953.24

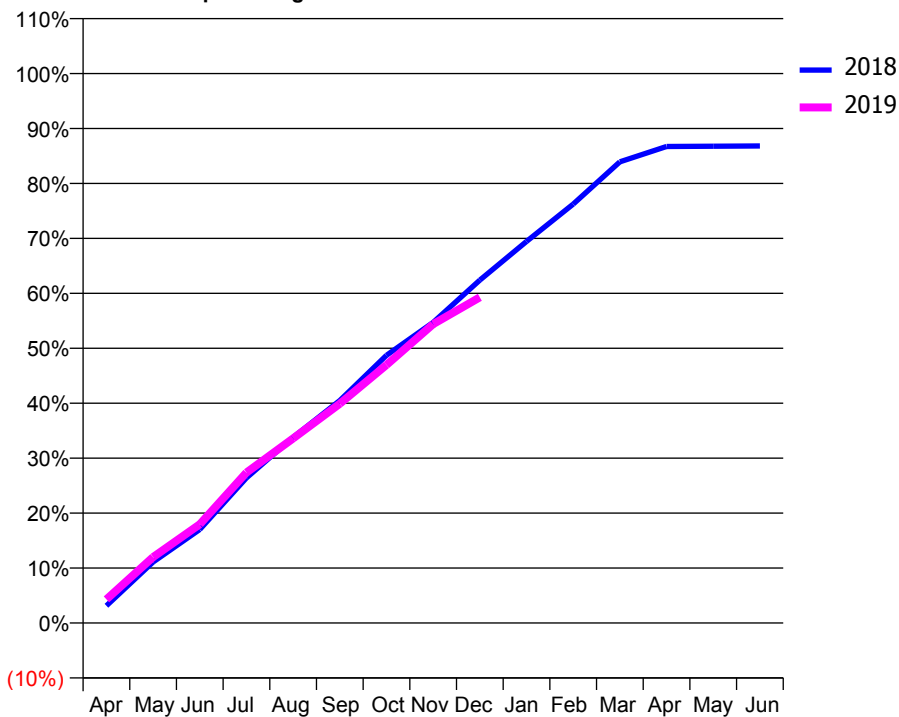
ACCESS*

Patients seen in 24 months	Total	Change since previous quarter
Quarter ending December 2017	5,318	
Quarter ending March 2018	5,326	→
Quarter ending June 2018	5,396	→
Quarter ending September 2018	5,396	→
Quarter ending December 2018	5,412	→
Variance since December 2017	1.8%	→



ACTIVITY

Cumulative percentage of contracted UDA delivered 2018 & 2019



Month	Adjusted Scheduled Activity (UDA)	
	2018	2019
April	560	767
May	1,977	2,141
June	3,032	3,203
July	4,707	4,880
August	6,023	5,989
September	7,217	7,111
October	8,683	8,369
November	9,750	9,692
December	11,120	10,566
January	12,374	
February	13,585	
March	14,958	
April	15,456	
May	15,465	
June	15,471	

QUALITY

	Quantity	Base Number	Contract	AT	Region	England
% of FP17s for the same patient ID Re-attending within 3 months - Children	120	1,716	7.0%	11.5%	11.3%	11.8%
% of FP17s for the same patient ID Re-attending within 3 months - Adults	550	3,204	17.2%	14.8%	15.3%	15.6%
% of FP17s for the same patient ID Re-attending between 3 & 9 months - Children	936	1,716	54.5%	58.3%	61.1%	58.8%
% of FP17s for the same patient ID Re-attending between 3 & 9 months - Adults	1,420	3,204	44.3%	49.3%	52.4%	51.0%
% of FP17s for Band 1 Urgent Courses	578	4,714	12.3%	9.7%	9.5%	9.0%
% of FP17s Relating to Free Repair or Replacements	31	4,714	0.7%	0.7%	0.7%	0.8%
% of FP17s Relating to Continuations	18	4,714	0.4%	0.6%	0.8%	0.9%
% of Patients satisfied with the dentistry they have received	1	1	N/A	94.1%	93.1%	93.2%
% of Patients satisfied with the time they had to wait for an appointment	1	1	N/A	87.3%	87.8%	88.3%

* This is based on patients treated on this contract for their most recent course of treatment. Figures in italics indicate the base number of FP17s or Patient Questionnaire responses are less than 100. N/A is shown where the base number of responses is less than 10 during the period. % is calculated as Quantity/Base number*100

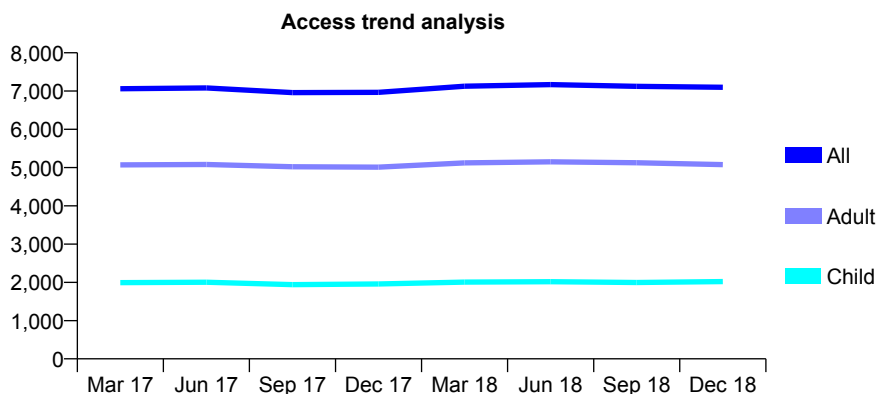
Q69 - Vital Signs At a Glance Contract Report for 162612/0001 - December 2018

Name or company name	Facial Aesthetics Dental Centre Ltd
Contract type name	GDS Contract
Purpose of contract	General
Contract start date	01/04/2008
Contract end date	

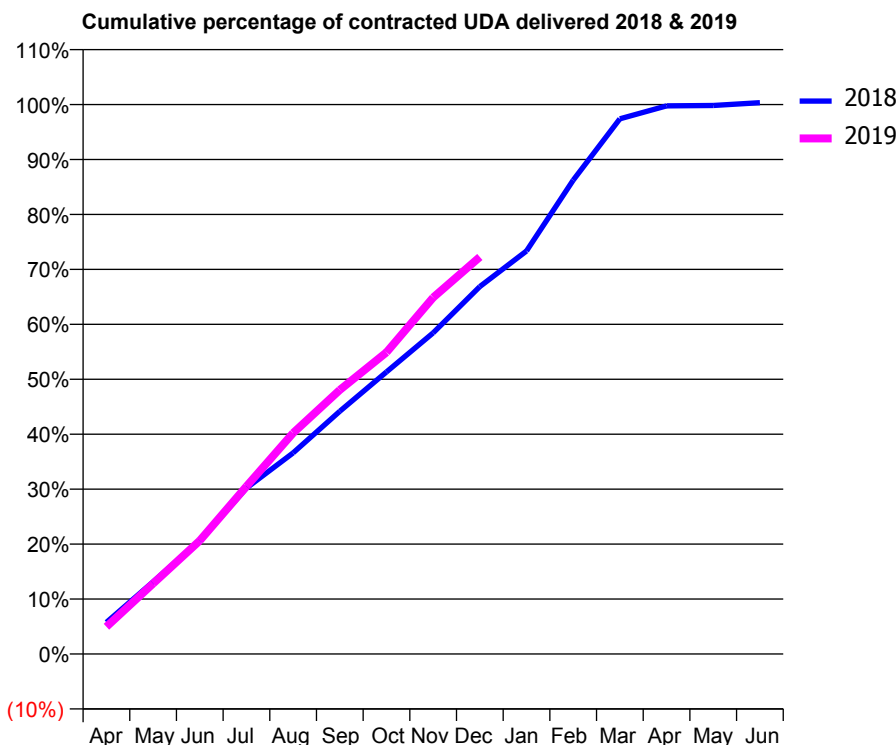
18/19 Contracted general activity (UDA)	15,974
Carry forward general activity (UDA)	-60
18/19 Contracted orthodontic activity (UOA)	0
Carry forward orthodontic activity (UOA)	0
Baseline contract value	£444,665.06

ACCESS*

Patients seen in 24 months	Total	Change since previous quarter
Quarter ending December 2017	6,968	
Quarter ending March 2018	7,127	↑
Quarter ending June 2018	7,167	→
Quarter ending September 2018	7,123	→
Quarter ending December 2018	7,098	→
Variance since December 2017	1.9%	→



ACTIVITY



Month	Adjusted Scheduled Activity (UDA)	
	2018	2019
April	1,012	792
May	2,309	2,050
June	3,625	3,295
July	5,308	4,876
August	6,432	6,425
September	7,761	7,676
October	9,022	8,769
November	10,268	10,363
December	11,748	11,543
January	12,887	
February	15,151	
March	17,114	
April	17,528	
May	17,541	
June	17,631	

QUALITY

	Quantity	Base Number	Contract	AT	Region	England
% of FP17s for the same patient ID Re-attending within 3 months - Children	149	2,226	6.7%	11.5%	11.3%	11.8%
% of FP17s for the same patient ID Re-attending within 3 months - Adults	793	4,791	16.6%	14.8%	15.3%	15.6%
% of FP17s for the same patient ID Re-attending between 3 & 9 months - Children	1,445	2,226	64.9%	58.3%	61.1%	58.8%
% of FP17s for the same patient ID Re-attending between 3 & 9 months - Adults	2,241	4,791	46.8%	49.3%	52.4%	51.0%
% of FP17s for Band 1 Urgent Courses	413	5,266	7.8%	9.7%	9.5%	9.0%
% of FP17s Relating to Free Repair or Replacements	68	5,266	1.3%	0.7%	0.7%	0.8%
% of FP17s Relating to Continuations	125	5,266	2.4%	0.6%	0.8%	0.9%
% of Patients satisfied with the dentistry they have received	2	2	N/A	94.1%	93.1%	93.2%
% of Patients satisfied with the time they had to wait for an appointment	1	2	N/A	87.3%	87.8%	88.3%

* This is based on patients treated on this contract for their most recent course of treatment. Figures in italics indicate the base number of FP17s or Patient Questionnaire responses are less than 100. N/A is shown where the base number of responses is less than 10 during the period. % is calculated as Quantity/Base number*100

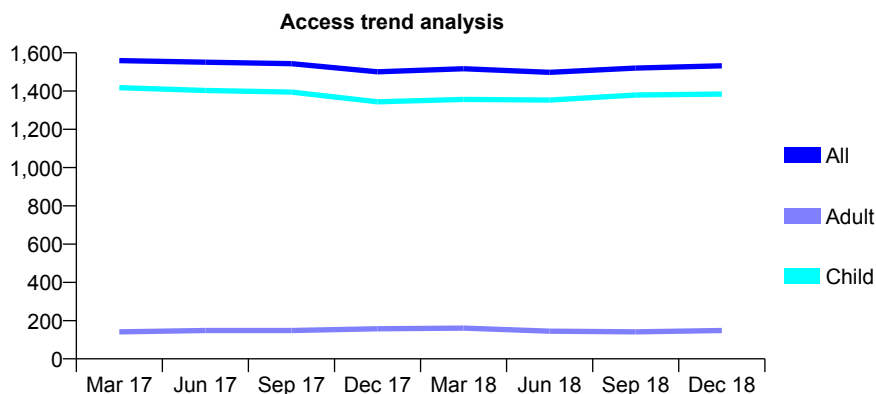
Q69 - Vital Signs At a Glance Contract Report for 163678/0001 - December 2018

Name or company name	Oaktree Dental Practice
Contract type name	GDS Contract
Purpose of contract	General
Contract start date	02/06/2014
Contract end date	

18/19 Contracted general activity (UDA)	2,944
Carry forward general activity (UDA)	0
18/19 Contracted orthodontic activity (UOA)	0
Carry forward orthodontic activity (UOA)	0
Baseline contract value	£53,541.22

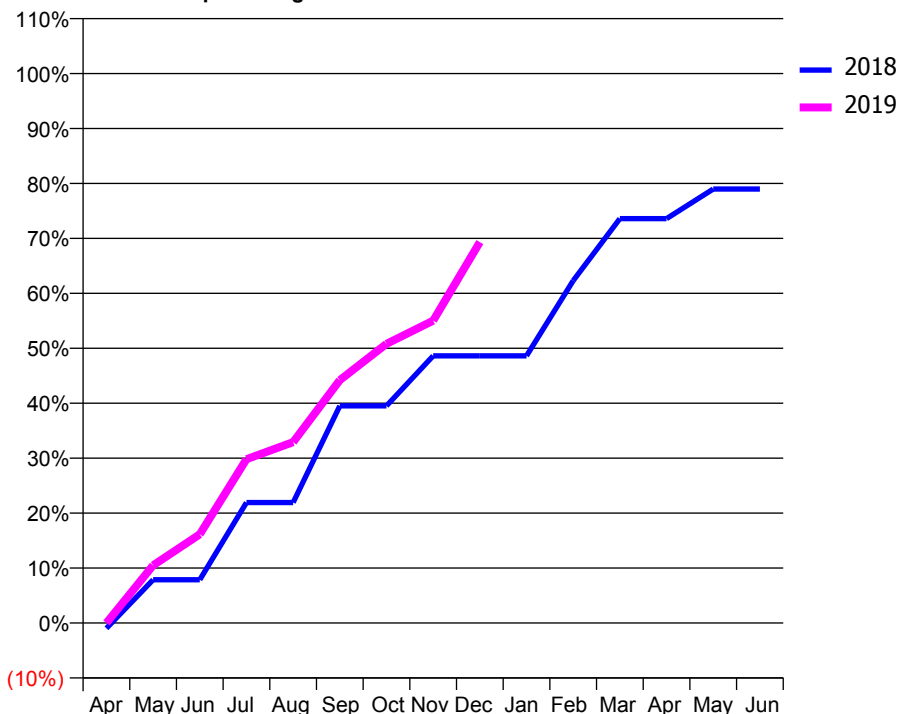
ACCESS*

Patients seen in 24 months	Total	Change since previous quarter
Quarter ending December 2017	1,501	
Quarter ending March 2018	1,517	→
Quarter ending June 2018	1,498	↓
Quarter ending September 2018	1,520	→
Quarter ending December 2018	1,532	→
Variance since December 2017	2.1%	↑



ACTIVITY

Cumulative percentage of contracted UDA delivered 2018 & 2019



Month	Adjusted Scheduled Activity (UDA)	
	2018	2019
April	-29	0
May	232	309
June	232	475
July	645	878
August	645	969
September	1,163	1,301
October	1,163	1,496
November	1,431	1,620
December	1,431	2,041
January	1,431	
February	1,834	
March	2,166	
April	2,166	
May	2,325	
June	2,325	

QUALITY

	Quantity	Base Number	Contract	AT	Region	England
% of FP17s for the same patient ID Re-attending within 3 months - Children	121	1,661	7.3%	11.5%	11.3%	11.8%
% of FP17s for the same patient ID Re-attending within 3 months - Adults	3	49	6.1%	14.8%	15.3%	15.6%
% of FP17s for the same patient ID Re-attending between 3 & 9 months - Children	1,045	1,661	62.9%	58.3%	61.1%	58.8%
% of FP17s for the same patient ID Re-attending between 3 & 9 months - Adults	28	49	57.1%	49.3%	52.4%	51.0%
% of FP17s for Band 1 Urgent Courses	44	1,590	2.8%	9.7%	9.5%	9.0%
% of FP17s Relating to Free Repair or Replacements	0	1,590	0.0%	0.7%	0.7%	0.8%
% of FP17s Relating to Continuations	25	1,590	1.6%	0.6%	0.8%	0.9%
% of Patients satisfied with the dentistry they have received	1	1	N/A	94.1%	93.1%	93.2%
% of Patients satisfied with the time they had to wait for an appointment	1	1	N/A	87.3%	87.8%	88.3%

* This is based on patients treated on this contract for their most recent course of treatment. Figures in italics indicate the base number of FP17s or Patient Questionnaire responses are less than 100. N/A is shown where the base number of responses is less than 10 during the period. % is calculated as Quantity/Base number*100

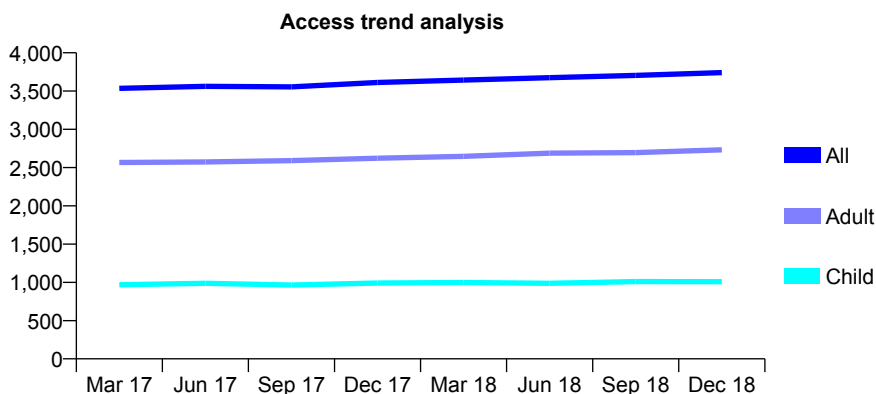
Q69 - Vital Signs At a Glance Contract Report for 164704/0001 - December 2018

Name or company name	White Smiles Ltd
Contract type name	GDS Contract
Purpose of contract	General
Contract start date	15/03/2008
Contract end date	

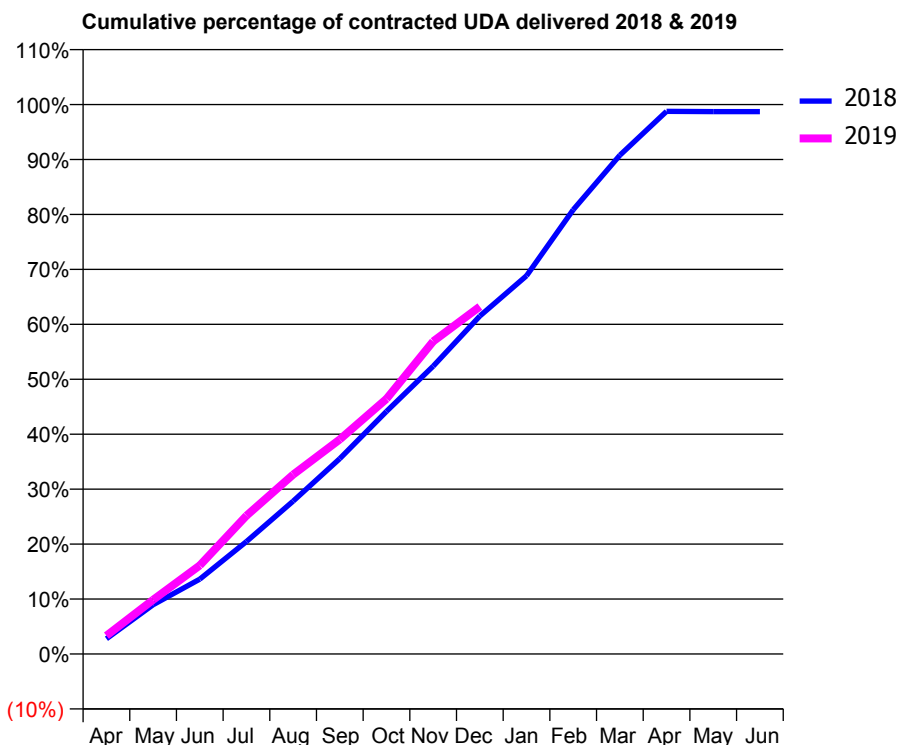
18/19 Contracted general activity (UDA)	11,033
Carry forward general activity (UDA)	141
18/19 Contracted orthodontic activity (UOA)	0
Carry forward orthodontic activity (UOA)	0
Baseline contract value	£321,746.85

ACCESS*

Patients seen in 24 months	Total	Change since previous quarter
Quarter ending December 2017	3,613	
Quarter ending March 2018	3,644	→
Quarter ending June 2018	3,675	→
Quarter ending September 2018	3,705	→
Quarter ending December 2018	3,741	→
Variance since December 2017	3.5%	↑



ACTIVITY



Month	Adjusted Scheduled Activity (UDA)	
	2018	2019
April	305	368
May	988	1,087
June	1,503	1,779
July	2,258	2,778
August	3,070	3,603
September	3,923	4,309
October	4,872	5,123
November	5,778	6,276
December	6,785	6,975
January	7,594	
February	8,919	
March	10,014	
April	10,894	
May	10,891	
June	10,891	

QUALITY

	Quantity	Base Number	Contract	AT	Region	England
% of FP17s for the same patient ID Re-attending within 3 months - Children	88	1,191	7.4%	11.5%	11.3%	11.8%
% of FP17s for the same patient ID Re-attending within 3 months - Adults	210	2,632	8.0%	14.8%	15.3%	15.6%
% of FP17s for the same patient ID Re-attending between 3 & 9 months - Children	793	1,191	66.6%	58.3%	61.1%	58.8%
% of FP17s for the same patient ID Re-attending between 3 & 9 months - Adults	1,586	2,632	60.3%	49.3%	52.4%	51.0%
% of FP17s for Band 1 Urgent Courses	152	3,479	4.4%	9.7%	9.5%	9.0%
% of FP17s Relating to Free Repair or Replacements	9	3,479	0.3%	0.7%	0.7%	0.8%
% of FP17s Relating to Continuations	3	3,479	0.1%	0.6%	0.8%	0.9%
% of Patients satisfied with the dentistry they have received	1	1	N/A	94.1%	93.1%	93.2%
% of Patients satisfied with the time they had to wait for an appointment	1	1	N/A	87.3%	87.8%	88.3%

* This is based on patients treated on this contract for their most recent course of treatment. Figures in italics indicate the base number of FP17s or Patient Questionnaire responses are less than 100. N/A is shown where the base number of responses is less than 10 during the period. % is calculated as Quantity/Base number*100

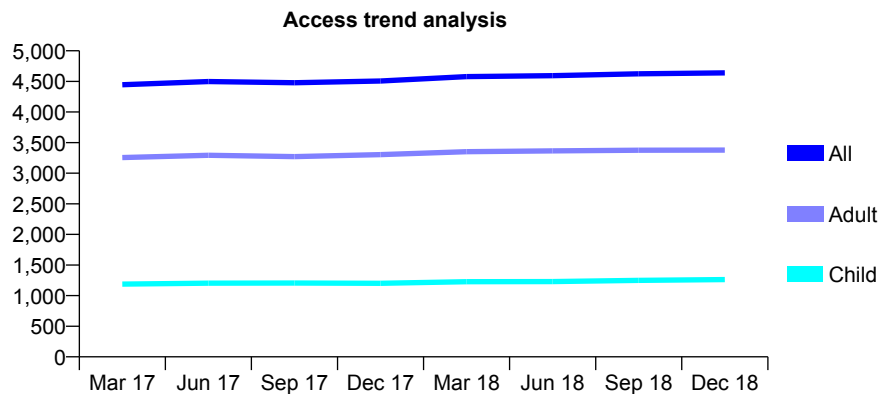
Q69 - Vital Signs At a Glance Contract Report for 165328/0001 - December 2018

Name or company name	Scandic Dental Care
Contract type name	GDS Contract
Purpose of contract	General
Contract start date	01/11/2011
Contract end date	

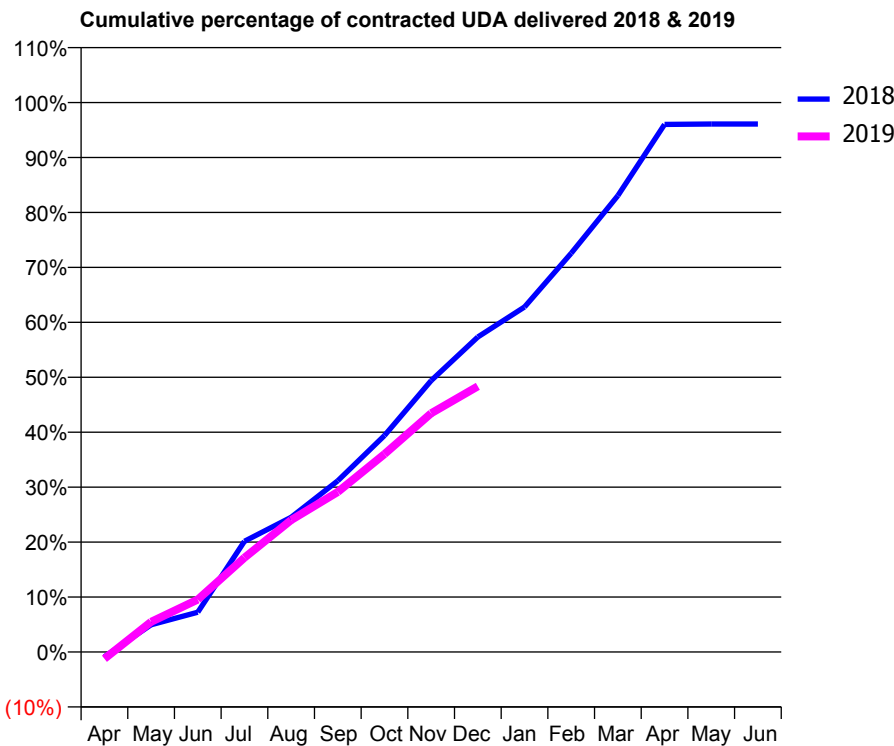
18/19 Contracted general activity (UDA)	17,011
Carry forward general activity (UDA)	665
18/19 Contracted orthodontic activity (UOA)	0
Carry forward orthodontic activity (UOA)	0
Baseline contract value	£476,529.68

ACCESS*

Patients seen in 24 months	Total	Change since previous quarter
Quarter ending December 2017	4,506	
Quarter ending March 2018	4,579	→
Quarter ending June 2018	4,594	→
Quarter ending September 2018	4,625	→
Quarter ending December 2018	4,639	→
Variance since December 2017	3.0%	↑



ACTIVITY



Month	Adjusted Scheduled Activity (UDA)	
	2018	2019
April	-152	-211
May	842	933
June	1,234	1,624
July	3,430	2,920
August	4,169	4,085
September	5,302	4,955
October	6,702	6,130
November	8,405	7,392
December	9,752	8,223
January	10,681	
February	12,343	
March	14,130	
April	16,332	
May	16,344	
June	16,345	

QUALITY

	Quantity	Base Number	Contract	AT	Region	England
% of FP17s for the same patient ID Re-attending within 3 months - Children	74	1,164	6.4%	11.5%	11.3%	11.8%
% of FP17s for the same patient ID Re-attending within 3 months - Adults	383	2,933	13.1%	14.8%	15.3%	15.6%
% of FP17s for the same patient ID Re-attending between 3 & 9 months - Children	595	1,164	51.1%	58.3%	61.1%	58.8%
% of FP17s for the same patient ID Re-attending between 3 & 9 months - Adults	1,517	2,933	51.7%	49.3%	52.4%	51.0%
% of FP17s for Band 1 Urgent Courses	277	3,629	7.6%	9.7%	9.5%	9.0%
% of FP17s Relating to Free Repair or Replacements	71	3,629	2.0%	0.7%	0.7%	0.8%
% of FP17s Relating to Continuations	6	3,629	0.2%	0.6%	0.8%	0.9%
% of Patients satisfied with the dentistry they have received	9	9	N/A	94.1%	93.1%	93.2%
% of Patients satisfied with the time they had to wait for an appointment	9	9	N/A	87.3%	87.8%	88.3%

* This is based on patients treated on this contract for their most recent course of treatment. Figures in italics indicate the base number of FP17s or Patient Questionnaire responses are less than 100. N/A is shown where the base number of responses is less than 10 during the period. % is calculated as Quantity/Base number*100

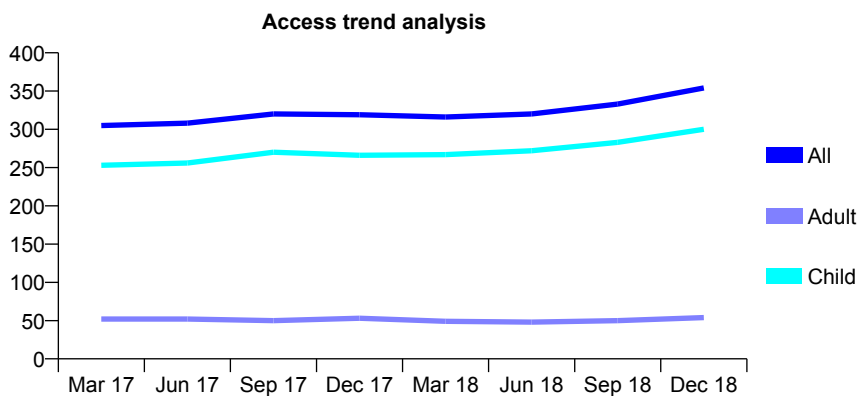
Q69 - Vital Signs At a Glance Contract Report for 166065/0001 - December 2018

Name or company name	The Elms Dental Practice
Contract type name	GDS Contract
Purpose of contract	General
Contract start date	01/04/2011
Contract end date	

18/19 Contracted general activity (UDA)	840
Carry forward general activity (UDA)	8
18/19 Contracted orthodontic activity (UOA)	0
Carry forward orthodontic activity (UOA)	0
Baseline contract value	£20,122.93

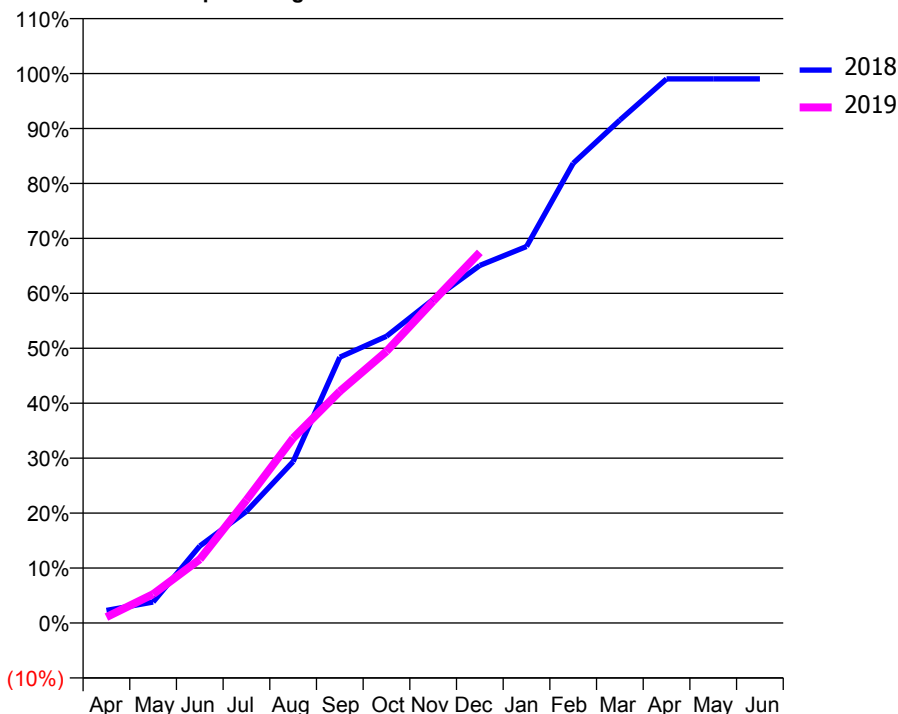
ACCESS*

Patients seen in 24 months	Total	Change since previous quarter
Quarter ending December 2017	319	
Quarter ending March 2018	316	→
Quarter ending June 2018	320	→
Quarter ending September 2018	333	↑
Quarter ending December 2018	354	↑
Variance since December 2017	11.0%	↑



ACTIVITY

Cumulative percentage of contracted UDA delivered 2018 & 2019



Month	Adjusted Scheduled Activity (UDA)	
	2018	2019
April	19	9
May	32	44
June	118	97
July	171	188
August	247	283
September	406	354
October	438	415
November	495	492
December	547	567
January	576	
February	703	
March	769	
April	832	
May	832	
June	832	

QUALITY

	Quantity	Base Number	Contract	AT	Region	England
% of FP17s for the same patient ID Re-attending within 3 months - Children	15	364	4.1%	11.5%	11.3%	11.8%
% of FP17s for the same patient ID Re-attending within 3 months - Adults	3	39	7.7%	14.8%	15.3%	15.6%
% of FP17s for the same patient ID Re-attending between 3 & 9 months - Children	278	364	76.4%	58.3%	61.1%	58.8%
% of FP17s for the same patient ID Re-attending between 3 & 9 months - Adults	20	39	51.3%	49.3%	52.4%	51.0%
% of FP17s for Band 1 Urgent Courses	19	358	5.3%	9.7%	9.5%	9.0%
% of FP17s Relating to Free Repair or Replacements	0	358	0.0%	0.7%	0.7%	0.8%
% of FP17s Relating to Continuations	0	358	0.0%	0.6%	0.8%	0.9%
% of Patients satisfied with the dentistry they have received	0	0	N/A	94.1%	93.1%	93.2%
% of Patients satisfied with the time they had to wait for an appointment	0	0	N/A	87.3%	87.8%	88.3%

* This is based on patients treated on this contract for their most recent course of treatment. Figures in italics indicate the base number of FP17s or Patient Questionnaire responses are less than 100. N/A is shown where the base number of responses is less than 10 during the period. % is calculated as Quantity/Base number*100

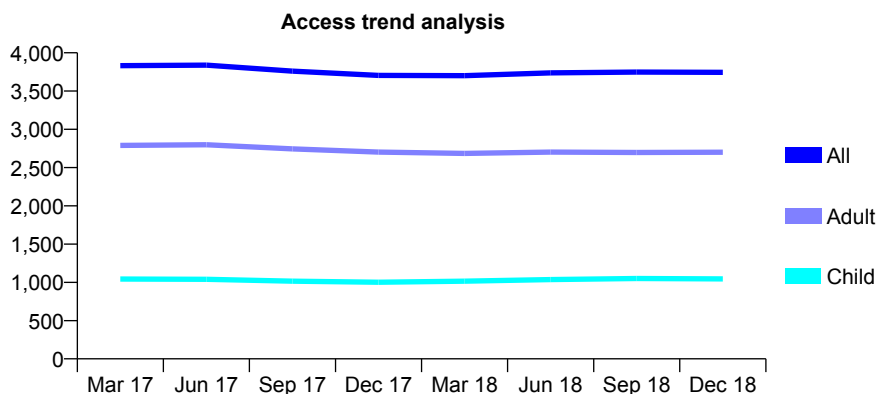
Q69 - Vital Signs At a Glance Contract Report for 166162/0001 - December 2018

Name or company name	Cressex Dental Practice
Contract type name	GDS Contract
Purpose of contract	General
Contract start date	02/08/2013
Contract end date	

18/19 Contracted general activity (UDA)	11,710
Carry forward general activity (UDA)	389
18/19 Contracted orthodontic activity (UOA)	0
Carry forward orthodontic activity (UOA)	0
Baseline contract value	£361,951.37

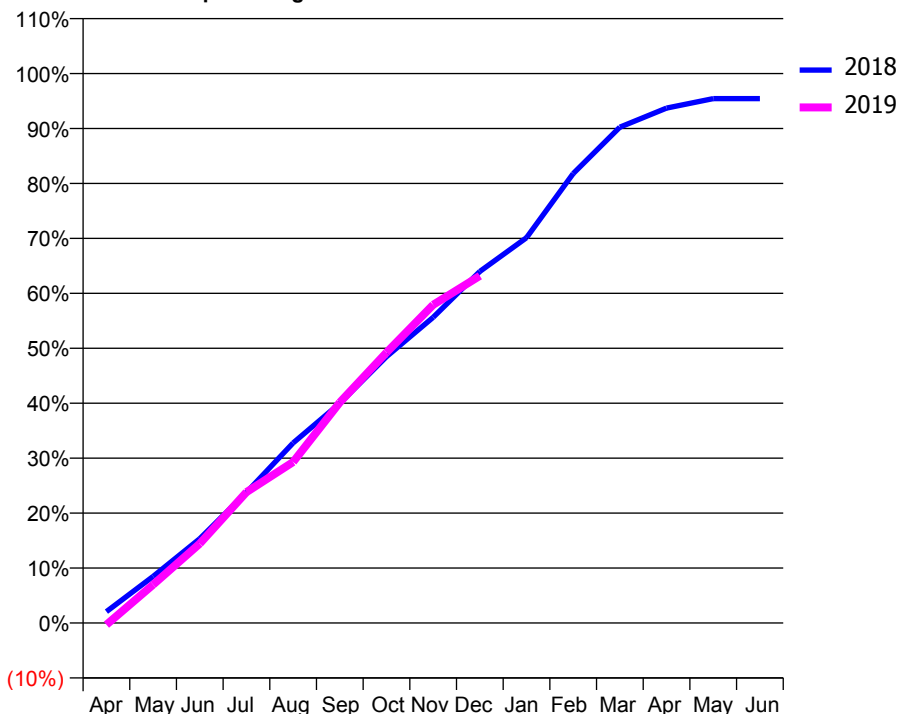
ACCESS*

Patients seen in 24 months	Total	Change since previous quarter
Quarter ending December 2017	3,704	
Quarter ending March 2018	3,701	→
Quarter ending June 2018	3,738	→
Quarter ending September 2018	3,748	→
Quarter ending December 2018	3,745	→
Variance since December 2017	1.1%	→



ACTIVITY

Cumulative percentage of contracted UDA delivered 2018 & 2019



Month	Adjusted Scheduled Activity (UDA)	
	2018	2019
April	244	-38
May	994	817
June	1,797	1,692
July	2,782	2,788
August	3,837	3,432
September	4,681	4,701
October	5,676	5,765
November	6,514	6,782
December	7,491	7,398
January	8,210	
February	9,578	
March	10,567	
April	10,974	
May	11,175	
June	11,175	

QUALITY

	Quantity	Base Number	Contract	AT	Region	England
% of FP17s for the same patient ID Re-attending within 3 months - Children	76	1,286	5.9%	11.5%	11.3%	11.8%
% of FP17s for the same patient ID Re-attending within 3 months - Adults	400	2,914	13.7%	14.8%	15.3%	15.6%
% of FP17s for the same patient ID Re-attending between 3 & 9 months - Children	871	1,286	67.7%	58.3%	61.1%	58.8%
% of FP17s for the same patient ID Re-attending between 3 & 9 months - Adults	1,686	2,914	57.9%	49.3%	52.4%	51.0%
% of FP17s for Band 1 Urgent Courses	271	3,891	7.0%	9.7%	9.5%	9.0%
% of FP17s Relating to Free Repair or Replacements	19	3,891	0.5%	0.7%	0.7%	0.8%
% of FP17s Relating to Continuations	56	3,891	1.4%	0.6%	0.8%	0.9%
% of Patients satisfied with the dentistry they have received	3	4	N/A	94.1%	93.1%	93.2%
% of Patients satisfied with the time they had to wait for an appointment	3	4	N/A	87.3%	87.8%	88.3%

* This is based on patients treated on this contract for their most recent course of treatment. Figures in italics indicate the base number of FP17s or Patient Questionnaire responses are less than 100. N/A is shown where the base number of responses is less than 10 during the period. % is calculated as Quantity/Base number*100

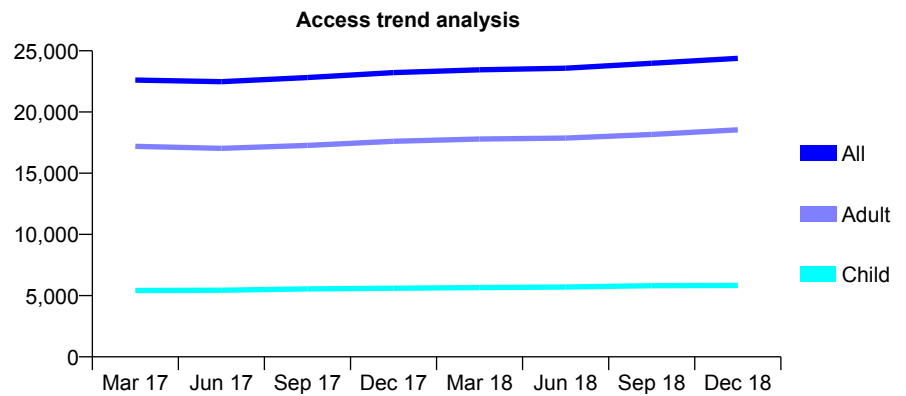
Q69 - Vital Signs At a Glance Contract Report for 166413/0001 - December 2018

Name or company name	ALAN LEWIS & ASSOCIATES LTD
Contract type name	GDS Contract
Purpose of contract	General
Contract start date	27/11/2009
Contract end date	

18/19 Contracted general activity (UDA)	64,597
Carry forward general activity (UDA)	-1,122
18/19 Contracted orthodontic activity (UOA)	0
Carry forward orthodontic activity (UOA)	0
Baseline contract value	£1,775,704.03

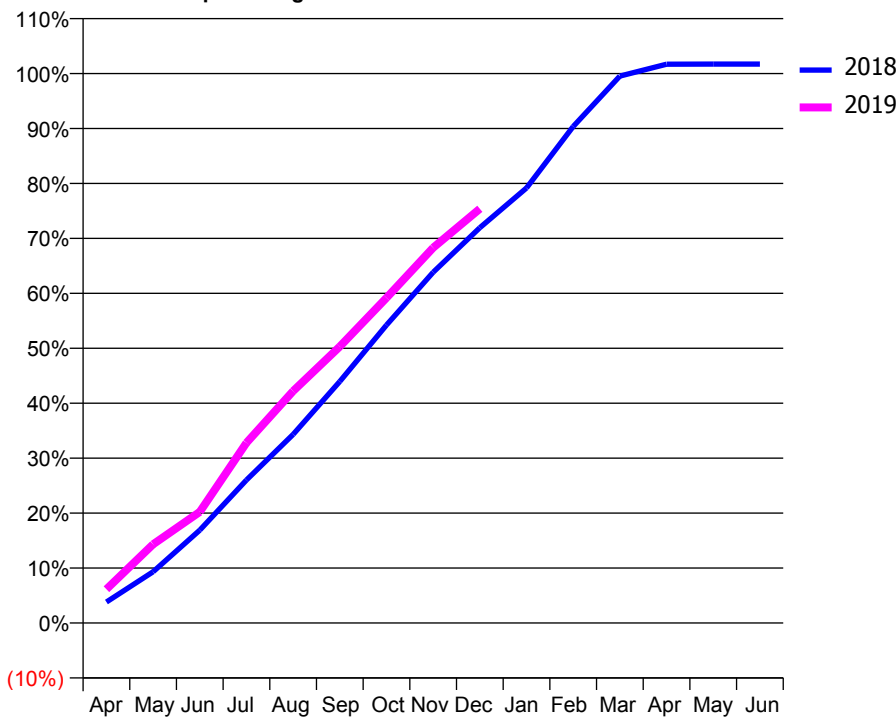
ACCESS*

Patients seen in 24 months	Total	Change since previous quarter
Quarter ending December 2017	23,220	
Quarter ending March 2018	23,451	→
Quarter ending June 2018	23,580	→
Quarter ending September 2018	23,984	→
Quarter ending December 2018	24,380	→
Variance since December 2017	5.0%	↑



ACTIVITY

Cumulative percentage of contracted UDA delivered 2018 & 2019



Month	Adjusted Scheduled Activity (UDA)	
	2018	2019
April	2,484	3,974
May	6,090	9,260
June	11,023	13,064
July	16,970	21,181
August	22,382	27,274
September	28,660	32,499
October	35,353	38,225
November	41,611	44,123
December	46,903	48,699
January	51,613	
February	58,910	
March	64,881	
April	66,299	
May	66,309	
June	66,312	

QUALITY

	Quantity	Base Number	Contract	AT	Region	England
% of FP17s for the same patient ID Re-attending within 3 months - Children	440	5,721	7.7%	11.5%	11.3%	11.8%
% of FP17s for the same patient ID Re-attending within 3 months - Adults	1,975	15,586	12.7%	14.8%	15.3%	15.6%
% of FP17s for the same patient ID Re-attending between 3 & 9 months - Children	2,994	5,721	52.3%	58.3%	61.1%	58.8%
% of FP17s for the same patient ID Re-attending between 3 & 9 months - Adults	7,111	15,586	45.6%	49.3%	52.4%	51.0%
% of FP17s for Band 1 Urgent Courses	2,310	20,623	11.2%	9.7%	9.5%	9.0%
% of FP17s Relating to Free Repair or Replacements	162	20,623	0.8%	0.7%	0.7%	0.8%
% of FP17s Relating to Continuations	119	20,623	0.6%	0.6%	0.8%	0.9%
% of Patients satisfied with the dentistry they have received	9	9	N/A	94.1%	93.1%	93.2%
% of Patients satisfied with the time they had to wait for an appointment	7	9	N/A	87.3%	87.8%	88.3%

* This is based on patients treated on this contract for their most recent course of treatment. Figures in italics indicate the base number of FP17s or Patient Questionnaire responses are less than 100. N/A is shown where the base number of responses is less than 10 during the period. % is calculated as Quantity/Base number*100

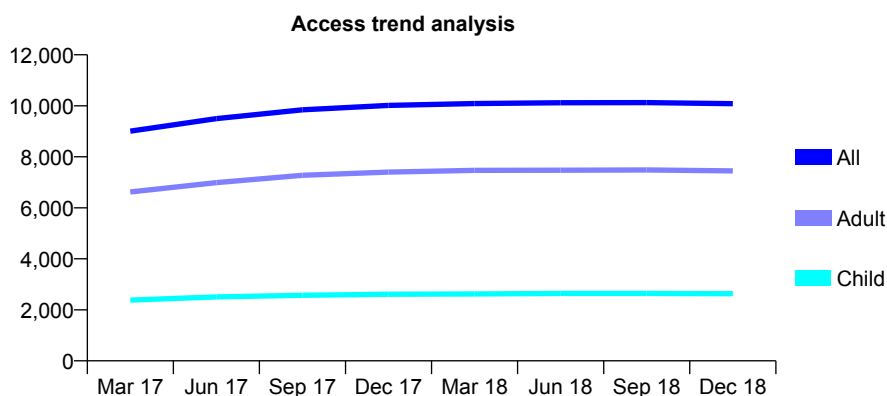
Q69 - Vital Signs At a Glance Contract Report for 166847/0001 - December 2018

Name or company name	Ratti GDS Contract Partnership
Contract type name	GDS Contract
Purpose of contract	General
Contract start date	01/10/2015
Contract end date	

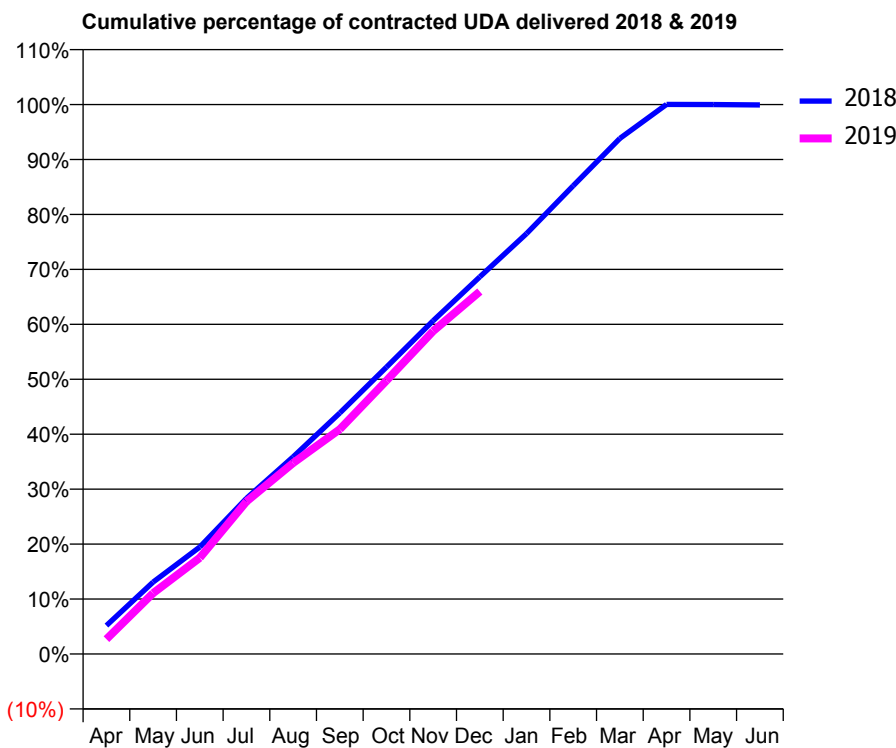
18/19 Contracted general activity (UDA)	25,867
Carry forward general activity (UDA)	20
18/19 Contracted orthodontic activity (UOA)	0
Carry forward orthodontic activity (UOA)	0
Baseline contract value	£629,582.64

ACCESS*

Patients seen in 24 months	Total	Change since previous quarter
Quarter ending December 2017	10,015	
Quarter ending March 2018	10,091	→
Quarter ending June 2018	10,120	→
Quarter ending September 2018	10,127	→
Quarter ending December 2018	10,083	→
Variance since December 2017	0.7%	→



ACTIVITY



Month	Adjusted Scheduled Activity (UDA)	
	2018	2019
April	1,342	699
May	3,388	2,868
June	5,038	4,528
July	7,326	7,176
August	9,283	8,990
September	11,344	10,583
October	13,507	12,874
November	15,688	15,199
December	17,755	17,061
January	19,787	
February	22,043	
March	24,273	
April	25,872	
May	25,867	
June	25,847	

QUALITY

	Quantity	Base Number	Contract	AT	Region	England
% of FP17s for the same patient ID Re-attending within 3 months - Children	228	3,016	7.6%	11.5%	11.3%	11.8%
% of FP17s for the same patient ID Re-attending within 3 months - Adults	1,033	7,658	13.5%	14.8%	15.3%	15.6%
% of FP17s for the same patient ID Re-attending between 3 & 9 months - Children	1,863	3,016	61.8%	58.3%	61.1%	58.8%
% of FP17s for the same patient ID Re-attending between 3 & 9 months - Adults	4,090	7,658	53.4%	49.3%	52.4%	51.0%
% of FP17s for Band 1 Urgent Courses	564	9,951	5.7%	9.7%	9.5%	9.0%
% of FP17s Relating to Free Repair or Replacements	106	9,951	1.1%	0.7%	0.7%	0.8%
% of FP17s Relating to Continuations	93	9,951	0.9%	0.6%	0.8%	0.9%
% of Patients satisfied with the dentistry they have received	3	3	N/A	94.1%	93.1%	93.2%
% of Patients satisfied with the time they had to wait for an appointment	3	3	N/A	87.3%	87.8%	88.3%

* This is based on patients treated on this contract for their most recent course of treatment. Figures in italics indicate the base number of FP17s or Patient Questionnaire responses are less than 100. N/A is shown where the base number of responses is less than 10 during the period. % is calculated as Quantity/Base number*100

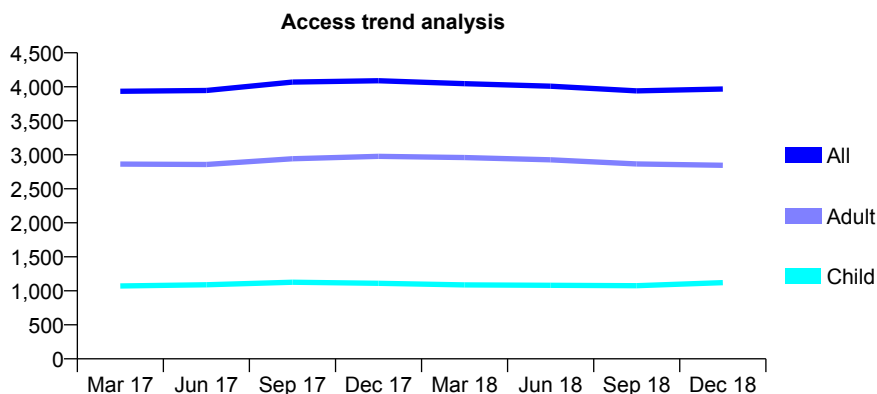
Q69 - Vital Signs At a Glance Contract Report for 167320/0001 - December 2018

Name or company name	MANOR DENTAL CARE
Contract type name	GDS Contract
Purpose of contract	General
Contract start date	01/06/2011
Contract end date	

18/19 Contracted general activity (UDA)	15,661
Carry forward general activity (UDA)	0
18/19 Contracted orthodontic activity (UOA)	0
Carry forward orthodontic activity (UOA)	0
Baseline contract value	£455,033.01

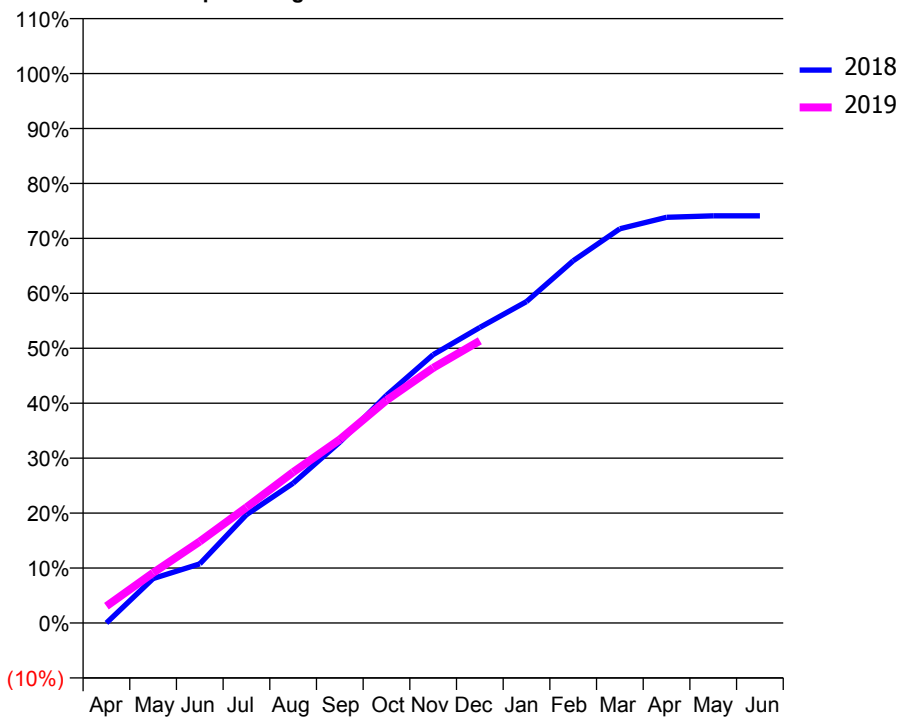
ACCESS*

Patients seen in 24 months	Total	Change since previous quarter
Quarter ending December 2017	4,089	
Quarter ending March 2018	4,047	↓
Quarter ending June 2018	4,009	→
Quarter ending September 2018	3,941	↓
Quarter ending December 2018	3,967	→
Variance since December 2017	(3.0%)	↓



ACTIVITY

Cumulative percentage of contracted UDA delivered 2018 & 2019



Month	Adjusted Scheduled Activity (UDA)	
	2018	2019
April	0	480
May	1,269	1,432
June	1,686	2,325
July	3,086	3,296
August	3,987	4,300
September	5,155	5,232
October	6,489	6,350
November	7,650	7,272
December	8,423	8,042
January	9,162	
February	10,323	
March	11,234	
April	11,563	
May	11,604	
June	11,604	

QUALITY

	Quantity	Base Number	Contract	AT	Region	England
% of FP17s for the same patient ID Re-attending within 3 months - Children	121	1,087	11.1%	11.5%	11.3%	11.8%
% of FP17s for the same patient ID Re-attending within 3 months - Adults	345	2,368	14.6%	14.8%	15.3%	15.6%
% of FP17s for the same patient ID Re-attending between 3 & 9 months - Children	442	1,087	40.7%	58.3%	61.1%	58.8%
% of FP17s for the same patient ID Re-attending between 3 & 9 months - Adults	905	2,368	38.2%	49.3%	52.4%	51.0%
% of FP17s for Band 1 Urgent Courses	431	3,335	12.9%	9.7%	9.5%	9.0%
% of FP17s Relating to Free Repair or Replacements	15	3,335	0.4%	0.7%	0.7%	0.8%
% of FP17s Relating to Continuations	11	3,335	0.3%	0.6%	0.8%	0.9%
% of Patients satisfied with the dentistry they have received	1	2	N/A	94.1%	93.1%	93.2%
% of Patients satisfied with the time they had to wait for an appointment	2	2	N/A	87.3%	87.8%	88.3%

* This is based on patients treated on this contract for their most recent course of treatment. Figures in italics indicate the base number of FP17s or Patient Questionnaire responses are less than 100. N/A is shown where the base number of responses is less than 10 during the period. % is calculated as Quantity/Base number*100

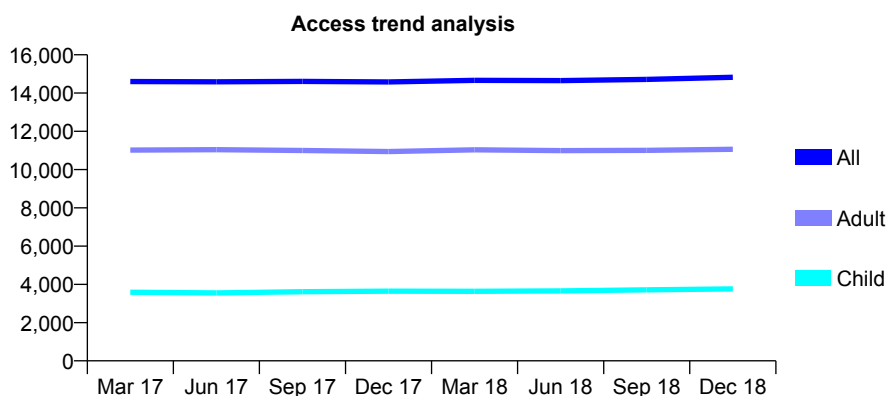
Q69 - Vital Signs At a Glance Contract Report for 167746/0001 - December 2018

Name or company name	Chipping Norton Dental Practice Limited
Contract type name	GDS Contract
Purpose of contract	General
Contract start date	01/09/2007
Contract end date	

18/19 Contracted general activity (UDA)	37,504
Carry forward general activity (UDA)	1,057
18/19 Contracted orthodontic activity (UOA)	0
Carry forward orthodontic activity (UOA)	0
Baseline contract value	£916,254.66

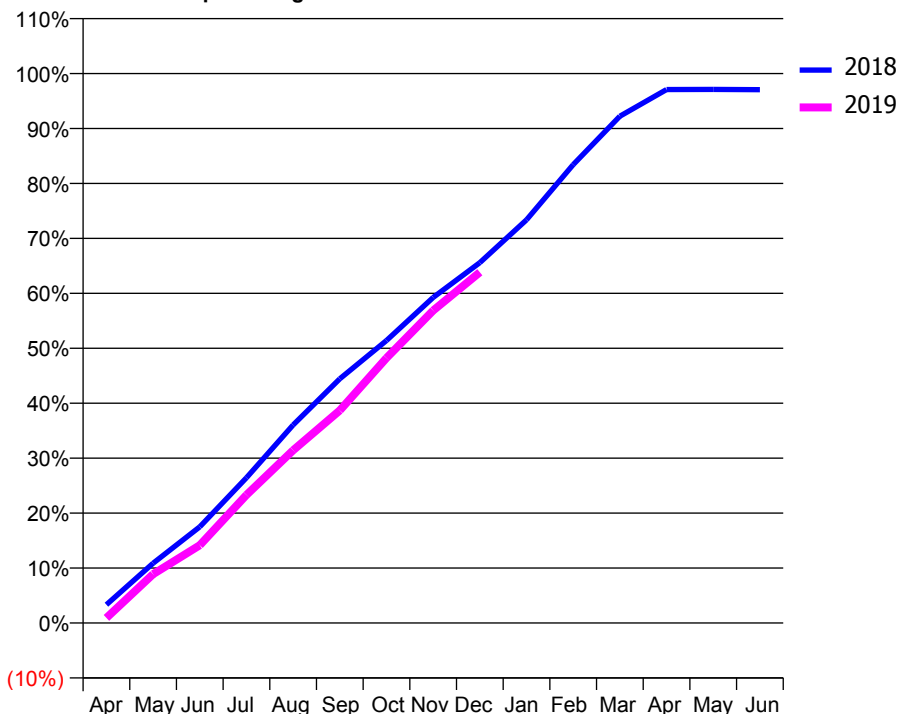
ACCESS*

Patients seen in 24 months	Total	Change since previous quarter
Quarter ending December 2017	14,584	
Quarter ending March 2018	14,666	→
Quarter ending June 2018	14,651	→
Quarter ending September 2018	14,714	→
Quarter ending December 2018	14,826	→
Variance since December 2017	1.7%	→



ACTIVITY

Cumulative percentage of contracted UDA delivered 2018 & 2019



Month	Adjusted Scheduled Activity (UDA)	
	2018	2019
April	1,202	347
May	3,906	3,334
June	6,290	5,307
July	9,495	8,746
August	12,941	11,789
September	15,954	14,512
October	18,458	18,087
November	21,271	21,327
December	23,548	23,943
January	26,344	
February	29,954	
March	33,113	
April	34,855	
May	34,860	
June	34,846	

QUALITY

	Quantity	Base Number	Contract	AT	Region	England
% of FP17s for the same patient ID Re-attending within 3 months - Children	197	3,883	5.1%	11.5%	11.3%	11.8%
% of FP17s for the same patient ID Re-attending within 3 months - Adults	1,296	10,334	12.5%	14.8%	15.3%	15.6%
% of FP17s for the same patient ID Re-attending between 3 & 9 months - Children	2,102	3,883	54.1%	58.3%	61.1%	58.8%
% of FP17s for the same patient ID Re-attending between 3 & 9 months - Adults	5,211	10,334	50.4%	49.3%	52.4%	51.0%
% of FP17s for Band 1 Urgent Courses	1,128	13,420	8.4%	9.7%	9.5%	9.0%
% of FP17s Relating to Free Repair or Replacements	83	13,420	0.6%	0.7%	0.7%	0.8%
% of FP17s Relating to Continuations	43	13,420	0.3%	0.6%	0.8%	0.9%
% of Patients satisfied with the dentistry they have received	3	3	N/A	94.1%	93.1%	93.2%
% of Patients satisfied with the time they had to wait for an appointment	3	3	N/A	87.3%	87.8%	88.3%

* This is based on patients treated on this contract for their most recent course of treatment. Figures in italics indicate the base number of FP17s or Patient Questionnaire responses are less than 100. N/A is shown where the base number of responses is less than 10 during the period. % is calculated as Quantity/Base number*100

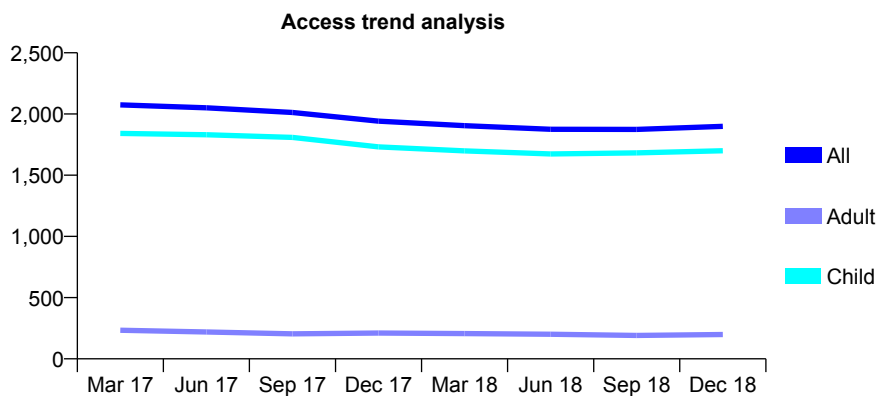
Q69 - Vital Signs At a Glance Contract Report for 169153/0001 - December 2018

Name or company name	Prospect Street Dental Practice
Contract type name	GDS Contract
Purpose of contract	General
Contract start date	27/11/2013
Contract end date	

18/19 Contracted general activity (UDA)	3,522
Carry forward general activity (UDA)	-70
18/19 Contracted orthodontic activity (UOA)	0
Carry forward orthodontic activity (UOA)	0
Baseline contract value	£81,671.16

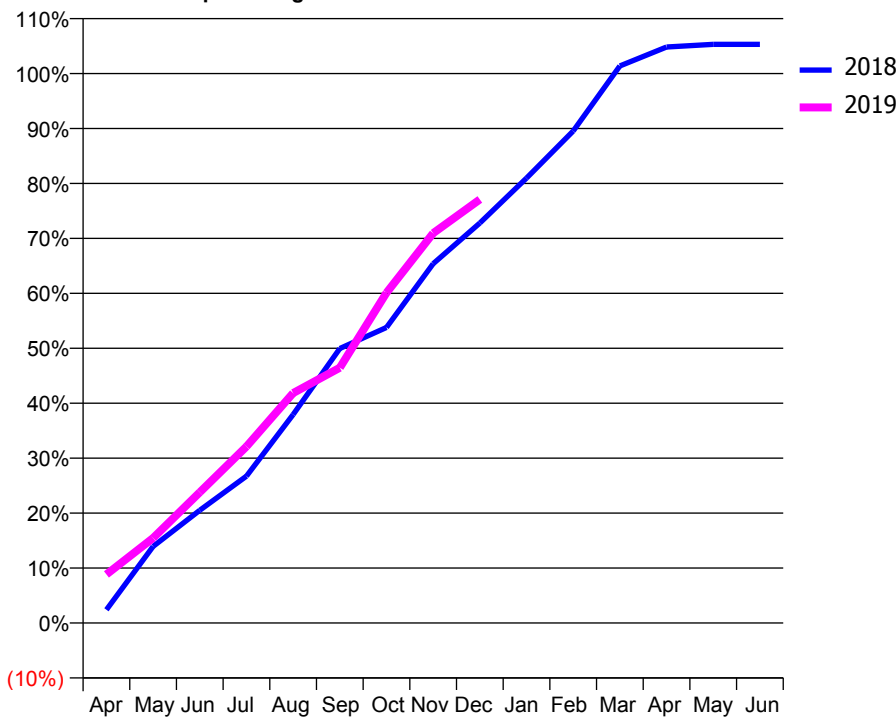
ACCESS*

Patients seen in 24 months	Total	Change since previous quarter
Quarter ending December 2017	1,942	
Quarter ending March 2018	1,905	↓
Quarter ending June 2018	1,875	↓
Quarter ending September 2018	1,874	→
Quarter ending December 2018	1,899	→
Variance since December 2017	(2.2%)	↓



ACTIVITY

Cumulative percentage of contracted UDA delivered 2018 & 2019



Month	Adjusted Scheduled Activity (UDA)	
	2018	2019
April	85	312
May	491	545
June	723	838
July	941	1,131
August	1,337	1,474
September	1,759	1,636
October	1,895	2,116
November	2,303	2,498
December	2,564	2,715
January	2,852	
February	3,153	
March	3,570	
April	3,692	
May	3,709	
June	3,709	

QUALITY

	Quantity	Base Number	Contract	AT	Region	England
% of FP17s for the same patient ID Re-attending within 3 months - Children	115	2,098	5.5%	11.5%	11.3%	11.8%
% of FP17s for the same patient ID Re-attending within 3 months - Adults	5	75	6.7%	14.8%	15.3%	15.6%
% of FP17s for the same patient ID Re-attending between 3 & 9 months - Children	1,427	2,098	68.0%	58.3%	61.1%	58.8%
% of FP17s for the same patient ID Re-attending between 3 & 9 months - Adults	41	75	54.7%	49.3%	52.4%	51.0%
% of FP17s for Band 1 Urgent Courses	39	2,068	1.9%	9.7%	9.5%	9.0%
% of FP17s Relating to Free Repair or Replacements	0	2,068	0.0%	0.7%	0.7%	0.8%
% of FP17s Relating to Continuations	0	2,068	0.0%	0.6%	0.8%	0.9%
% of Patients satisfied with the dentistry they have received	0	0	N/A	94.1%	93.1%	93.2%
% of Patients satisfied with the time they had to wait for an appointment	0	0	N/A	87.3%	87.8%	88.3%

* This is based on patients treated on this contract for their most recent course of treatment. Figures in italics indicate the base number of FP17s or Patient Questionnaire responses are less than 100. N/A is shown where the base number of responses is less than 10 during the period. % is calculated as Quantity/Base number*100

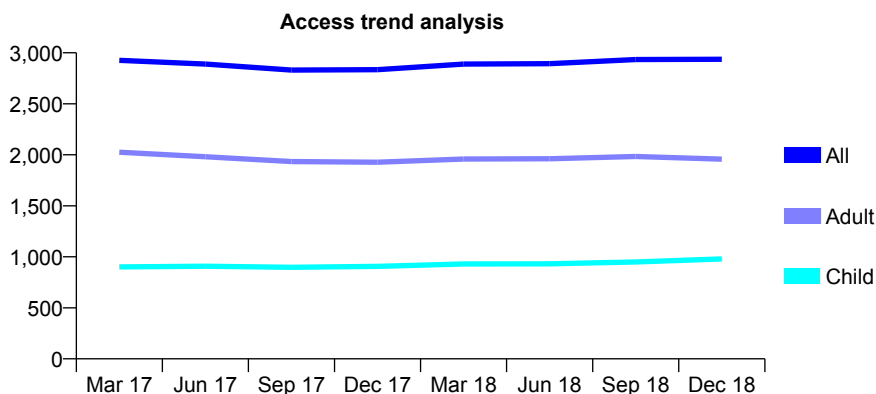
Q69 - Vital Signs At a Glance Contract Report for 169641/0001 - December 2018

Name or company name	Market Square Dental Practice
Contract type name	GDS Contract
Purpose of contract	General
Contract start date	01/06/2009
Contract end date	

18/19 Contracted general activity (UDA)	8,424
Carry forward general activity (UDA)	0
18/19 Contracted orthodontic activity (UOA)	0
Carry forward orthodontic activity (UOA)	0
Baseline contract value	£204,789.09

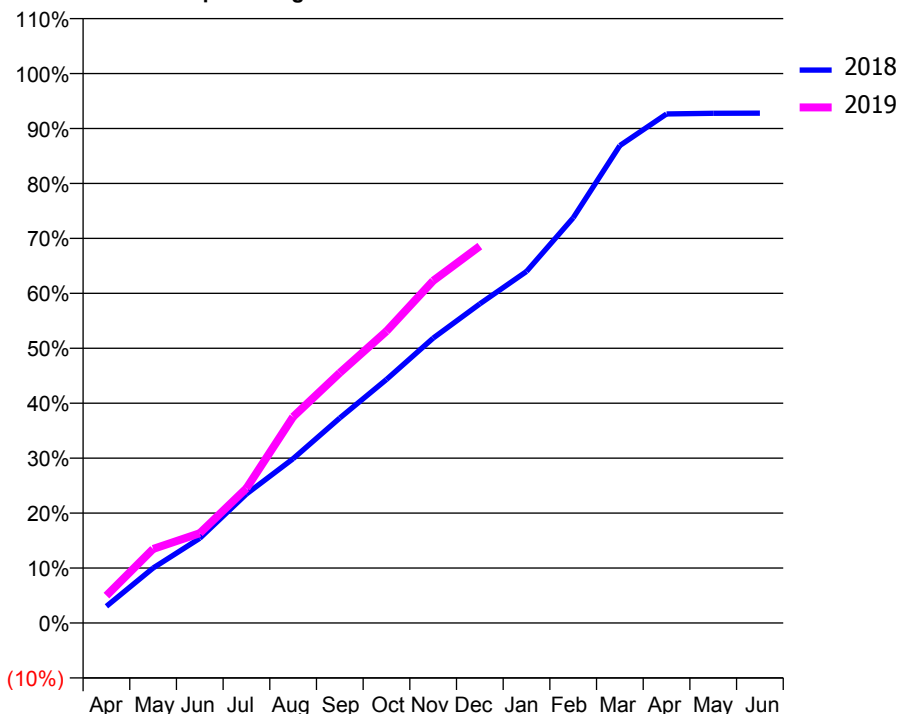
ACCESS*

Patients seen in 24 months	Total	Change since previous quarter
Quarter ending December 2017	2,834	
Quarter ending March 2018	2,889	→
Quarter ending June 2018	2,893	→
Quarter ending September 2018	2,934	→
Quarter ending December 2018	2,937	→
Variance since December 2017	3.6%	↑



ACTIVITY

Cumulative percentage of contracted UDA delivered 2018 & 2019



Adjusted Scheduled Activity (UDA)

Month	2018	2019
April	278	420
May	913	1,136
June	1,408	1,377
July	2,141	2,066
August	2,729	3,161
September	3,404	3,836
October	4,045	4,474
November	4,730	5,246
December	5,300	5,778
January	5,838	
February	6,727	
March	7,928	
April	8,453	
May	8,462	
June	8,465	

QUALITY

	Quantity	Base Number	Contract	AT	Region	England
% of FP17s for the same patient ID Re-attending within 3 months - Children	71	1,263	5.6%	11.5%	11.3%	11.8%
% of FP17s for the same patient ID Re-attending within 3 months - Adults	355	2,444	14.5%	14.8%	15.3%	15.6%
% of FP17s for the same patient ID Re-attending between 3 & 9 months - Children	879	1,263	69.6%	58.3%	61.1%	58.8%
% of FP17s for the same patient ID Re-attending between 3 & 9 months - Adults	1,569	2,444	64.2%	49.3%	52.4%	51.0%
% of FP17s for Band 1 Urgent Courses	314	3,517	8.9%	9.7%	9.5%	9.0%
% of FP17s Relating to Free Repair or Replacements	20	3,517	0.6%	0.7%	0.7%	0.8%
% of FP17s Relating to Continuations	10	3,517	0.3%	0.6%	0.8%	0.9%
% of Patients satisfied with the dentistry they have received	2	2	N/A	94.1%	93.1%	93.2%
% of Patients satisfied with the time they had to wait for an appointment	1	2	N/A	87.3%	87.8%	88.3%

* This is based on patients treated on this contract for their most recent course of treatment. Figures in italics indicate the base number of FP17s or Patient Questionnaire responses are less than 100. N/A is shown where the base number of responses is less than 10 during the period. % is calculated as Quantity/Base number*100

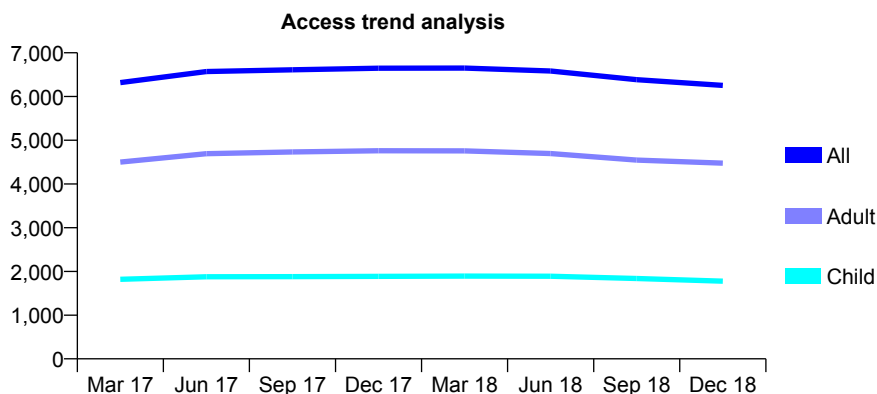
Q69 - Vital Signs At a Glance Contract Report for 173061/0001 - December 2018

Name or company name	The Dental Centre Carterton Practice
Contract type name	GDS Contract
Purpose of contract	General
Contract start date	01/09/2015
Contract end date	

18/19 Contracted general activity (UDA)	16,735
Carry forward general activity (UDA)	-334
18/19 Contracted orthodontic activity (UOA)	0
Carry forward orthodontic activity (UOA)	0
Baseline contract value	£407,441.23

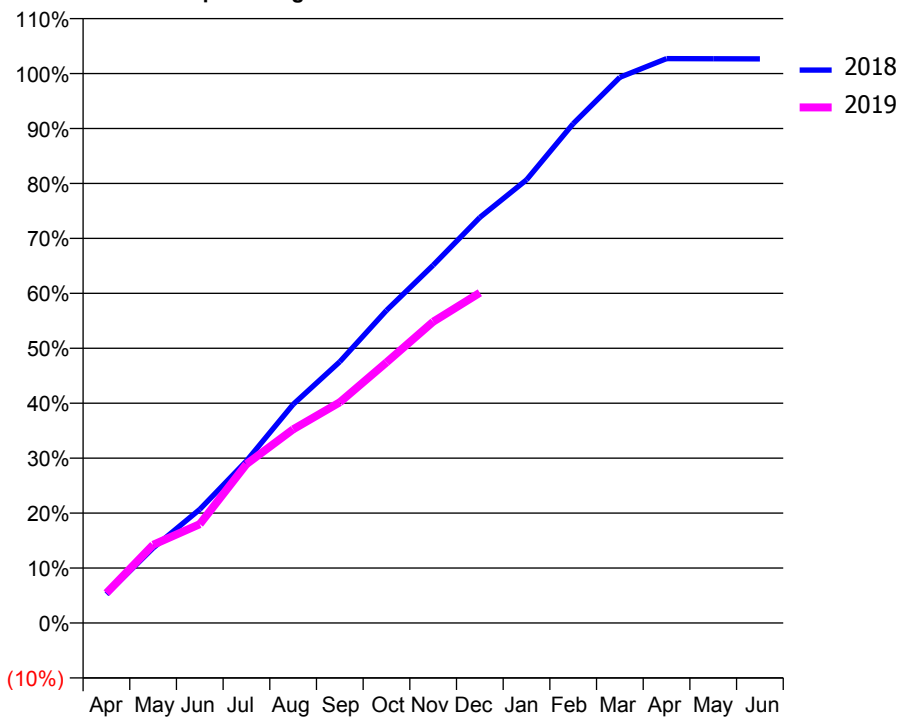
ACCESS*

Patients seen in 24 months	Total	Change since previous quarter
Quarter ending December 2017	6,648	
Quarter ending March 2018	6,651	→
Quarter ending June 2018	6,585	→
Quarter ending September 2018	6,385	↓
Quarter ending December 2018	6,253	↓
Variance since December 2017	(5.9%)	↓



ACTIVITY

Cumulative percentage of contracted UDA delivered 2018 & 2019



Month	Adjusted Scheduled Activity (UDA)	
	2018	2019
April	877	911
May	2,286	2,381
June	3,464	3,011
July	4,938	4,841
August	6,659	5,899
September	7,960	6,723
October	9,521	7,938
November	10,897	9,176
December	12,353	10,056
January	13,495	
February	15,208	
March	16,622	
April	17,188	
May	17,184	
June	17,179	

QUALITY

	Quantity	Base Number	Contract	AT	Region	England
% of FP17s for the same patient ID Re-attending within 3 months - Children	201	1,883	10.7%	11.5%	11.3%	11.8%
% of FP17s for the same patient ID Re-attending within 3 months - Adults	510	4,073	12.5%	14.8%	15.3%	15.6%
% of FP17s for the same patient ID Re-attending between 3 & 9 months - Children	1,144	1,883	60.8%	58.3%	61.1%	58.8%
% of FP17s for the same patient ID Re-attending between 3 & 9 months - Adults	2,233	4,073	54.8%	49.3%	52.4%	51.0%
% of FP17s for Band 1 Urgent Courses	459	5,725	8.0%	9.7%	9.5%	9.0%
% of FP17s Relating to Free Repair or Replacements	56	5,725	1.0%	0.7%	0.7%	0.8%
% of FP17s Relating to Continuations	12	5,725	0.2%	0.6%	0.8%	0.9%
% of Patients satisfied with the dentistry they have received	6	6	N/A	94.1%	93.1%	93.2%
% of Patients satisfied with the time they had to wait for an appointment	6	6	N/A	87.3%	87.8%	88.3%

* This is based on patients treated on this contract for their most recent course of treatment. Figures in italics indicate the base number of FP17s or Patient Questionnaire responses are less than 100. N/A is shown where the base number of responses is less than 10 during the period. % is calculated as Quantity/Base number*100

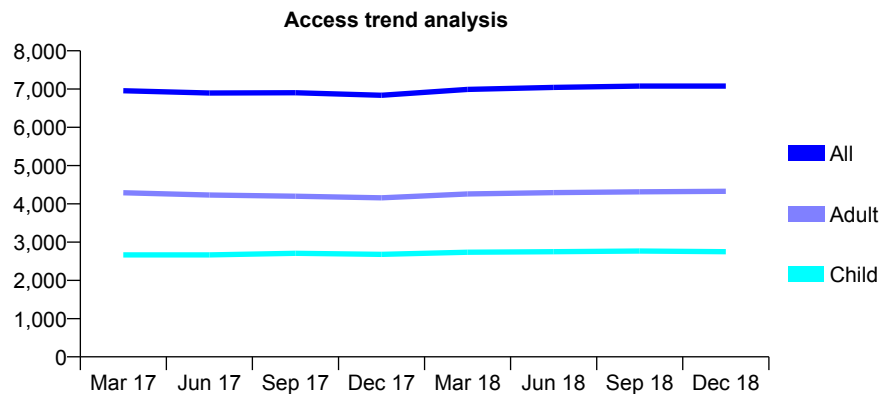
Q69 - Vital Signs At a Glance Contract Report for 175609/0001 - December 2018

Name or company name	Riverside Dental Centre Ltd
Contract type name	GDS Contract
Purpose of contract	General
Contract start date	01/07/2008
Contract end date	

18/19 Contracted general activity (UDA)	20,051
Carry forward general activity (UDA)	124
18/19 Contracted orthodontic activity (UOA)	0
Carry forward orthodontic activity (UOA)	0
Baseline contract value	£607,194.53

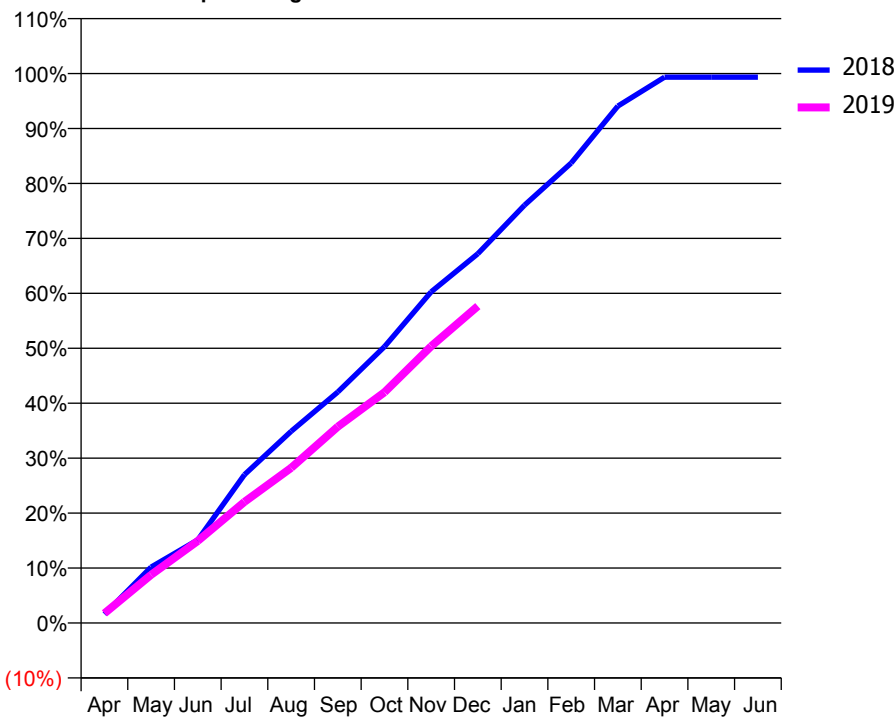
ACCESS*

Patients seen in 24 months	Total	Change since previous quarter
Quarter ending December 2017	6,836	
Quarter ending March 2018	6,990	↑
Quarter ending June 2018	7,042	→
Quarter ending September 2018	7,079	→
Quarter ending December 2018	7,078	→
Variance since December 2017	3.5%	↑



ACTIVITY

Cumulative percentage of contracted UDA delivered 2018 & 2019



Month	Adjusted Scheduled Activity (UDA)	
	2018	2019
April	309	353
May	1,944	1,758
June	2,887	2,997
July	5,153	4,419
August	6,660	5,663
September	8,028	7,165
October	9,606	8,421
November	11,509	10,101
December	12,834	11,563
January	14,519	
February	15,985	
March	17,963	
April	18,967	
May	18,971	
June	18,971	

QUALITY

	Quantity	Base Number	Contract	AT	Region	England
% of FP17s for the same patient ID Re-attending within 3 months - Children	288	3,199	9.0%	11.5%	11.3%	11.8%
% of FP17s for the same patient ID Re-attending within 3 months - Adults	521	3,933	13.2%	14.8%	15.3%	15.6%
% of FP17s for the same patient ID Re-attending between 3 & 9 months - Children	2,130	3,199	66.6%	58.3%	61.1%	58.8%
% of FP17s for the same patient ID Re-attending between 3 & 9 months - Adults	1,965	3,933	50.0%	49.3%	52.4%	51.0%
% of FP17s for Band 1 Urgent Courses	497	6,591	7.5%	9.7%	9.5%	9.0%
% of FP17s Relating to Free Repair or Replacements	23	6,591	0.3%	0.7%	0.7%	0.8%
% of FP17s Relating to Continuations	71	6,591	1.1%	0.6%	0.8%	0.9%
% of Patients satisfied with the dentistry they have received	3	3	N/A	94.1%	93.1%	93.2%
% of Patients satisfied with the time they had to wait for an appointment	3	3	N/A	87.3%	87.8%	88.3%

* This is based on patients treated on this contract for their most recent course of treatment. Figures in italics indicate the base number of FP17s or Patient Questionnaire responses are less than 100. N/A is shown where the base number of responses is less than 10 during the period. % is calculated as Quantity/Base number*100

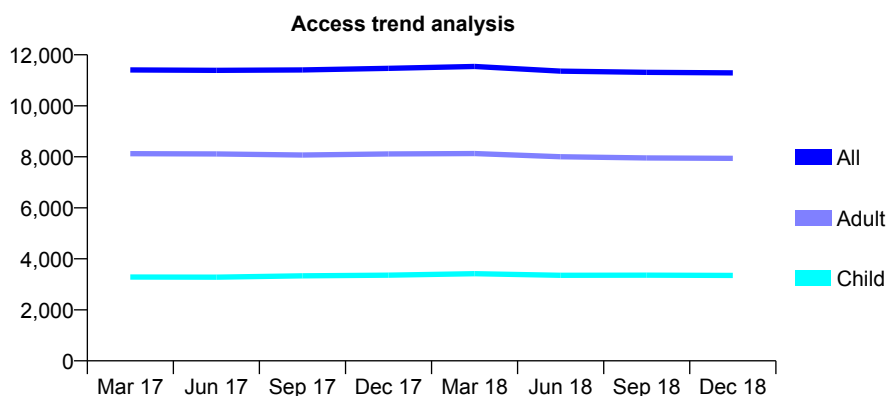
Q69 - Vital Signs At a Glance Contract Report for 176621/0001 - December 2018

Name or company name	Rodericks Ltd
Contract type name	GDS Contract
Purpose of contract	General
Contract start date	01/04/2008
Contract end date	

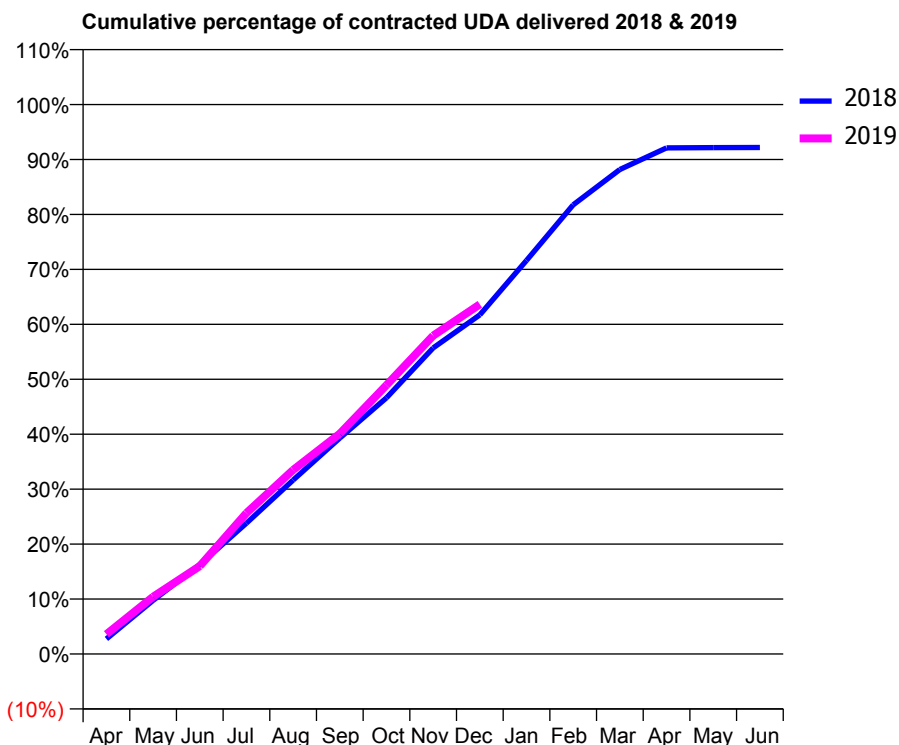
18/19 Contracted general activity (UDA)	29,400
Carry forward general activity (UDA)	0
18/19 Contracted orthodontic activity (UOA)	0
Carry forward orthodontic activity (UOA)	0
Baseline contract value	£705,419.57

ACCESS*

Patients seen in 24 months	Total	Change since previous quarter
Quarter ending December 2017	11,467	
Quarter ending March 2018	11,542	→
Quarter ending June 2018	11,358	↓
Quarter ending September 2018	11,313	→
Quarter ending December 2018	11,290	→
Variance since December 2017	(1.5%)	↓



ACTIVITY



Month	Adjusted Scheduled Activity (UDA)	
	2018	2019
April	808	1,063
May	2,872	3,067
June	4,784	4,709
July	7,000	7,543
August	9,303	9,852
September	11,555	11,790
October	13,712	14,384
November	16,375	17,031
December	18,144	18,712
January	21,054	
February	24,031	
March	25,926	
April	27,077	
May	27,095	
June	27,098	

QUALITY

	Quantity	Base Number	Contract	AT	Region	England
% of FP17s for the same patient ID Re-attending within 3 months - Children	231	3,572	6.5%	11.5%	11.3%	11.8%
% of FP17s for the same patient ID Re-attending within 3 months - Adults	1,162	7,524	15.4%	14.8%	15.3%	15.6%
% of FP17s for the same patient ID Re-attending between 3 & 9 months - Children	2,239	3,572	62.7%	58.3%	61.1%	58.8%
% of FP17s for the same patient ID Re-attending between 3 & 9 months - Adults	3,795	7,524	50.4%	49.3%	52.4%	51.0%
% of FP17s for Band 1 Urgent Courses	1,153	10,467	11.0%	9.7%	9.5%	9.0%
% of FP17s Relating to Free Repair or Replacements	30	10,467	0.3%	0.7%	0.7%	0.8%
% of FP17s Relating to Continuations	32	10,467	0.3%	0.6%	0.8%	0.9%
% of Patients satisfied with the dentistry they have received	7	7	N/A	94.1%	93.1%	93.2%
% of Patients satisfied with the time they had to wait for an appointment	7	7	N/A	87.3%	87.8%	88.3%

* This is based on patients treated on this contract for their most recent course of treatment. Figures in italics indicate the base number of FP17s or Patient Questionnaire responses are less than 100. N/A is shown where the base number of responses is less than 10 during the period. % is calculated as Quantity/Base number*100

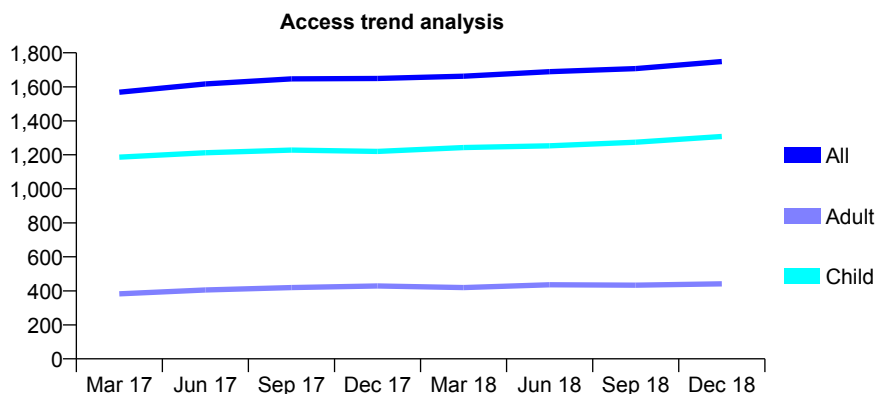
Q69 - Vital Signs At a Glance Contract Report for 177393/0001 - December 2018

Name or company name	Aston Clinton Dental
Contract type name	GDS Contract
Purpose of contract	General
Contract start date	01/04/2013
Contract end date	

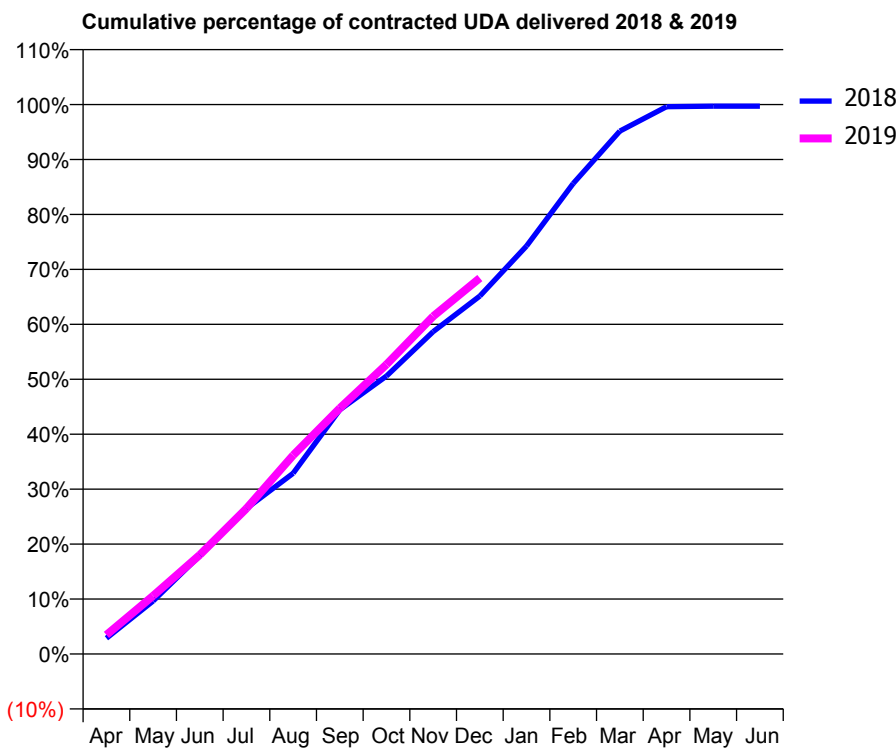
18/19 Contracted general activity (UDA)	3,800
Carry forward general activity (UDA)	11
18/19 Contracted orthodontic activity (UOA)	0
Carry forward orthodontic activity (UOA)	0
Baseline contract value	£90,024.33

ACCESS*

Patients seen in 24 months	Total	Change since previous quarter
Quarter ending December 2017	1,649	
Quarter ending March 2018	1,662	→
Quarter ending June 2018	1,689	→
Quarter ending September 2018	1,707	→
Quarter ending December 2018	1,749	↑
Variance since December 2017	6.1%	↑



ACTIVITY



Adjusted Scheduled Activity (UDA)		
Month	2018	2019
April	109	132
May	366	403
June	681	686
July	1,007	1,006
August	1,250	1,375
September	1,689	1,700
October	1,922	2,002
November	2,229	2,335
December	2,475	2,600
January	2,821	
February	3,254	
March	3,616	
April	3,785	
May	3,788	
June	3,788	

QUALITY

	Quantity	Base Number	Contract	AT	Region	England
% of FP17s for the same patient ID Re-attending within 3 months - Children	69	1,461	4.7%	11.5%	11.3%	11.8%
% of FP17s for the same patient ID Re-attending within 3 months - Adults	53	322	16.5%	14.8%	15.3%	15.6%
% of FP17s for the same patient ID Re-attending between 3 & 9 months - Children	954	1,461	65.3%	58.3%	61.1%	58.8%
% of FP17s for the same patient ID Re-attending between 3 & 9 months - Adults	165	322	51.2%	49.3%	52.4%	51.0%
% of FP17s for Band 1 Urgent Courses	73	1,688	4.3%	9.7%	9.5%	9.0%
% of FP17s Relating to Free Repair or Replacements	0	1,688	0.0%	0.7%	0.7%	0.8%
% of FP17s Relating to Continuations	0	1,688	0.0%	0.6%	0.8%	0.9%
% of Patients satisfied with the dentistry they have received	2	2	N/A	94.1%	93.1%	93.2%
% of Patients satisfied with the time they had to wait for an appointment	2	2	N/A	87.3%	87.8%	88.3%

* This is based on patients treated on this contract for their most recent course of treatment. Figures in italics indicate the base number of FP17s or Patient Questionnaire responses are less than 100. N/A is shown where the base number of responses is less than 10 during the period. % is calculated as Quantity/Base number*100

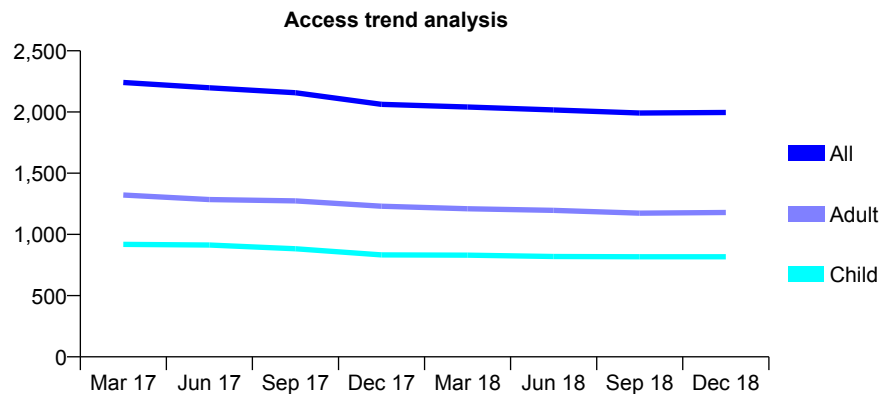
Q69 - Vital Signs At a Glance Contract Report for 177806/0001 - December 2018

Name or company name	Westwood Smile Care Ltd
Contract type name	GDS Contract
Purpose of contract	General
Contract start date	01/07/2013
Contract end date	

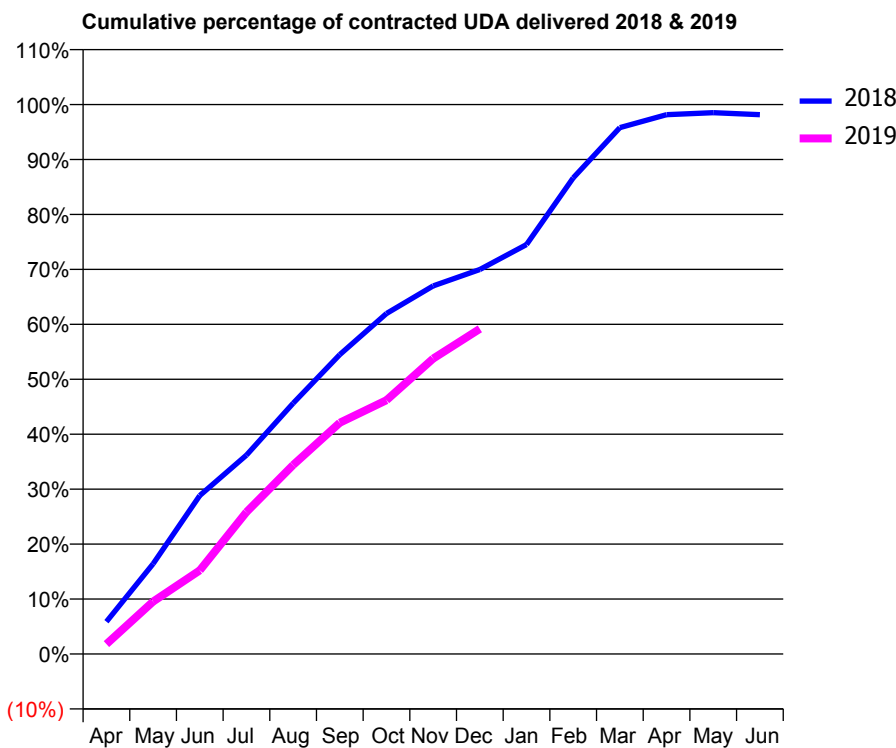
18/19 Contracted general activity (UDA)	3,308
Carry forward general activity (UDA)	61
18/19 Contracted orthodontic activity (UOA)	0
Carry forward orthodontic activity (UOA)	0
Baseline contract value	£79,624.61

ACCESS*

Patients seen in 24 months	Total	Change since previous quarter
Quarter ending December 2017	2,063	
Quarter ending March 2018	2,041	↓
Quarter ending June 2018	2,017	↓
Quarter ending September 2018	1,992	↓
Quarter ending December 2018	1,996	→
Variance since December 2017	(3.2%)	↓



ACTIVITY



Adjusted Scheduled Activity (UDA)		
Month	2018	2019
April	193	60
May	538	316
June	945	503
July	1,186	854
August	1,495	1,138
September	1,785	1,393
October	2,030	1,528
November	2,194	1,778
December	2,292	1,958
January	2,441	
February	2,838	
March	3,138	
April	3,215	
May	3,227	
June	3,215	

QUALITY

	Quantity	Base Number	Contract	AT	Region	England
% of FP17s for the same patient ID Re-attending within 3 months - Children	50	806	6.2%	11.5%	11.3%	11.8%
% of FP17s for the same patient ID Re-attending within 3 months - Adults	97	847	11.5%	14.8%	15.3%	15.6%
% of FP17s for the same patient ID Re-attending between 3 & 9 months - Children	456	806	56.6%	58.3%	61.1%	58.8%
% of FP17s for the same patient ID Re-attending between 3 & 9 months - Adults	382	847	45.1%	49.3%	52.4%	51.0%
% of FP17s for Band 1 Urgent Courses	49	954	5.1%	9.7%	9.5%	9.0%
% of FP17s Relating to Free Repair or Replacements	3	954	0.3%	0.7%	0.7%	0.8%
% of FP17s Relating to Continuations	4	954	0.4%	0.6%	0.8%	0.9%
% of Patients satisfied with the dentistry they have received	1	1	N/A	94.1%	93.1%	93.2%
% of Patients satisfied with the time they had to wait for an appointment	1	1	N/A	87.3%	87.8%	88.3%

* This is based on patients treated on this contract for their most recent course of treatment. Figures in italics indicate the base number of FP17s or Patient Questionnaire responses are less than 100. N/A is shown where the base number of responses is less than 10 during the period. % is calculated as Quantity/Base number*100

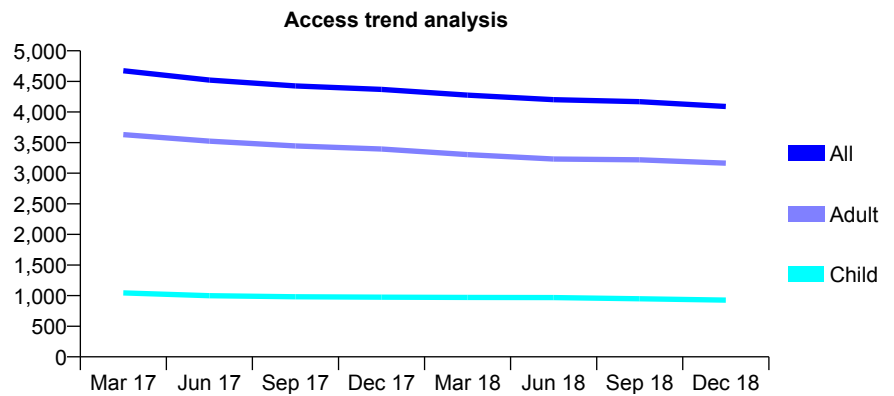
Q69 - Vital Signs At a Glance Contract Report for 177881/0001 - December 2018

Name or company name	The Burnham Dental Practice
Contract type name	GDS Contract
Purpose of contract	General
Contract start date	01/06/2010
Contract end date	

18/19 Contracted general activity (UDA)	14,629
Carry forward general activity (UDA)	0
18/19 Contracted orthodontic activity (UOA)	0
Carry forward orthodontic activity (UOA)	0
Baseline contract value	£437,564.40

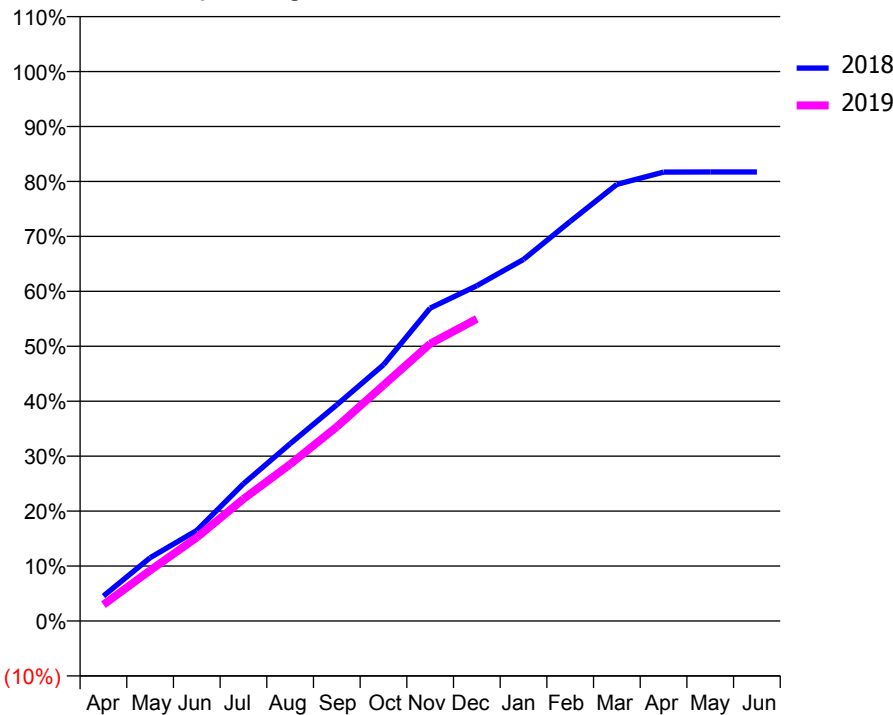
ACCESS*

Patients seen in 24 months	Total	Change since previous quarter
Quarter ending December 2017	4,370	
Quarter ending March 2018	4,276	↓
Quarter ending June 2018	4,201	↓
Quarter ending September 2018	4,169	→
Quarter ending December 2018	4,091	↓
Variance since December 2017	(6.4%)	↓



ACTIVITY

Cumulative percentage of contracted UDA delivered 2018 & 2019



Month	Adjusted Scheduled Activity (UDA)	
	2018	2019
April	664	433
May	1,685	1,348
June	2,413	2,222
July	3,654	3,252
August	4,720	4,172
September	5,756	5,170
October	6,820	6,279
November	8,330	7,384
December	8,925	8,044
January	9,624	
February	10,638	
March	11,626	
April	11,952	
May	11,953	
June	11,953	

QUALITY

	Quantity	Base Number	Contract	AT	Region	England
% of FP17s for the same patient ID Re-attending within 3 months - Children	28	886	3.2%	11.5%	11.3%	11.8%
% of FP17s for the same patient ID Re-attending within 3 months - Adults	251	2,935	8.6%	14.8%	15.3%	15.6%
% of FP17s for the same patient ID Re-attending between 3 & 9 months - Children	532	886	60.0%	58.3%	61.1%	58.8%
% of FP17s for the same patient ID Re-attending between 3 & 9 months - Adults	1,715	2,935	58.4%	49.3%	52.4%	51.0%
% of FP17s for Band 1 Urgent Courses	138	3,676	3.8%	9.7%	9.5%	9.0%
% of FP17s Relating to Free Repair or Replacements	6	3,676	0.2%	0.7%	0.7%	0.8%
% of FP17s Relating to Continuations	30	3,676	0.8%	0.6%	0.8%	0.9%
% of Patients satisfied with the dentistry they have received	0	1	N/A	94.1%	93.1%	93.2%
% of Patients satisfied with the time they had to wait for an appointment	1	1	N/A	87.3%	87.8%	88.3%

* This is based on patients treated on this contract for their most recent course of treatment. Figures in italics indicate the base number of FP17s or Patient Questionnaire responses are less than 100. N/A is shown where the base number of responses is less than 10 during the period. % is calculated as Quantity/Base number*100

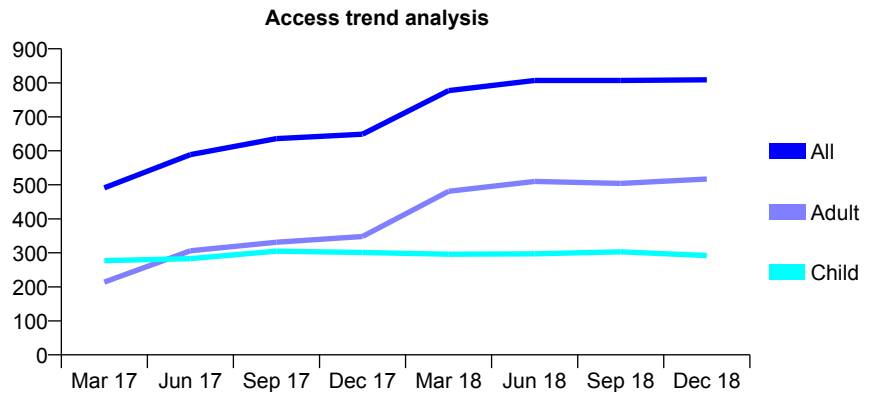
Q69 - Vital Signs At a Glance Contract Report for 181285/0001 - December 2018

Name or company name	David Barrett & John Coulter
Contract type name	GDS Contract
Purpose of contract	General
Contract start date	01/12/2015
Contract end date	

18/19 Contracted general activity (UDA)	1,000
Carry forward general activity (UDA)	-20
18/19 Contracted orthodontic activity (UOA)	0
Carry forward orthodontic activity (UOA)	0
Baseline contract value	£24,319.83

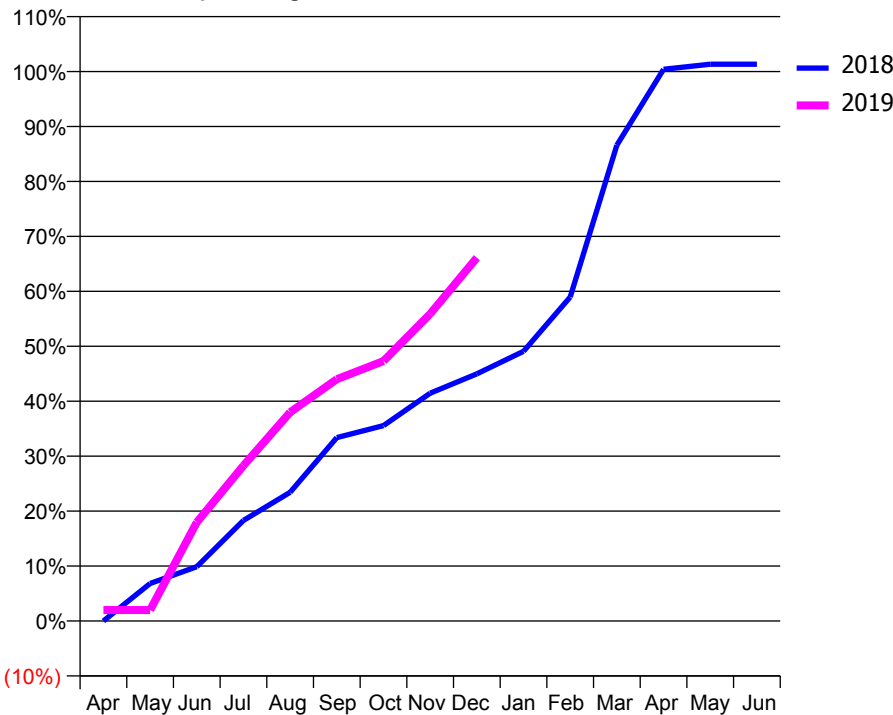
ACCESS*

Patients seen in 24 months	Total	Change since previous quarter
Quarter ending December 2017	649	
Quarter ending March 2018	777	↑
Quarter ending June 2018	807	↑
Quarter ending September 2018	807	→
Quarter ending December 2018	809	→
Variance since December 2017	24.7%	↑



ACTIVITY

Cumulative percentage of contracted UDA delivered 2018 & 2019



Month	Adjusted Scheduled Activity (UDA)	
	2018	2019
April	0	20
May	103	20
June	149	180
July	276	283
August	354	380
September	504	440
October	537	473
November	626	559
December	679	661
January	741	
February	890	
March	1,307	
April	1,515	
May	1,529	
June	1,529	

QUALITY

	Quantity	Base Number	Contract	AT	Region	England
% of FP17s for the same patient ID Re-attending within 3 months - Children	13	282	4.6%	11.5%	11.3%	11.8%
% of FP17s for the same patient ID Re-attending within 3 months - Adults	35	207	16.9%	14.8%	15.3%	15.6%
% of FP17s for the same patient ID Re-attending between 3 & 9 months - Children	125	282	44.3%	58.3%	61.1%	58.8%
% of FP17s for the same patient ID Re-attending between 3 & 9 months - Adults	51	207	24.6%	49.3%	52.4%	51.0%
% of FP17s for Band 1 Urgent Courses	5	413	1.2%	9.7%	9.5%	9.0%
% of FP17s Relating to Free Repair or Replacements	0	413	0.0%	0.7%	0.7%	0.8%
% of FP17s Relating to Continuations	7	413	1.7%	0.6%	0.8%	0.9%
% of Patients satisfied with the dentistry they have received	1	1	N/A	94.1%	93.1%	93.2%
% of Patients satisfied with the time they had to wait for an appointment	1	1	N/A	87.3%	87.8%	88.3%

* This is based on patients treated on this contract for their most recent course of treatment. Figures in italics indicate the base number of FP17s or Patient Questionnaire responses are less than 100. N/A is shown where the base number of responses is less than 10 during the period. % is calculated as Quantity/Base number*100

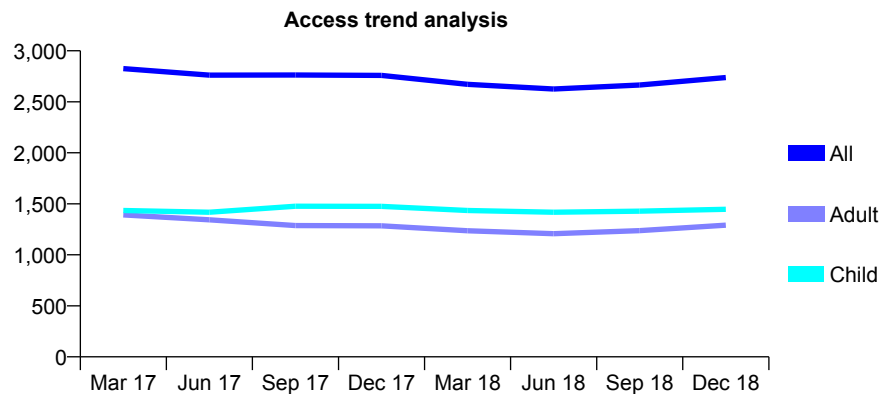
Q69 - Vital Signs At a Glance Contract Report for 181730/0004 - December 2018

Name or company name	Buckinghamshire Priority Dental Service
Contract type name	PDS Contract
Purpose of contract	General
Contract start date	26/10/2008
Contract end date	31/03/2019

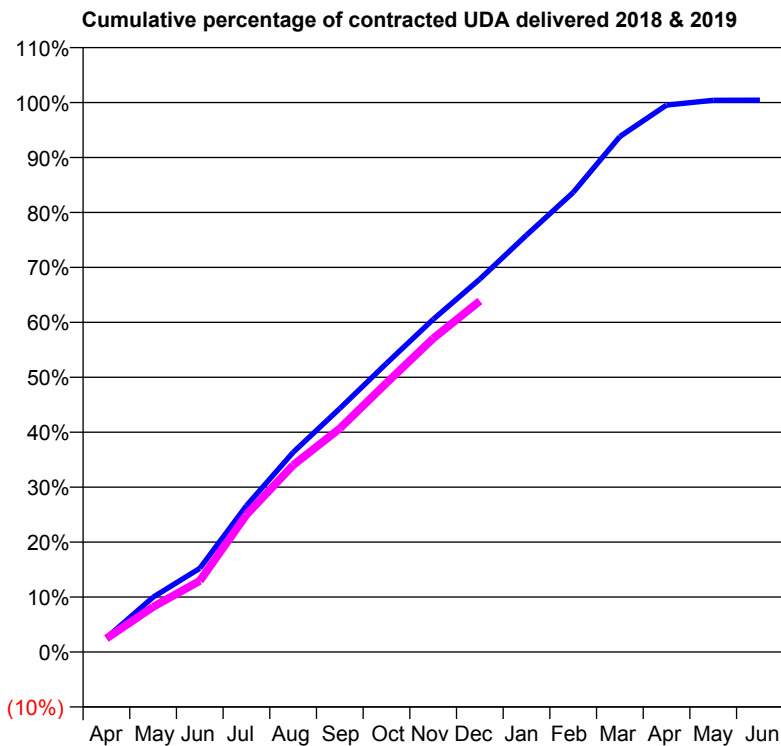
18/19 Contracted general activity (UDA)	7,259
Carry forward general activity (UDA)	0
18/19 Contracted orthodontic activity (UOA)	0
Carry forward orthodontic activity (UOA)	0
Baseline contract value	£0.00

ACCESS*

Patients seen in 24 months	Total	Change since previous quarter
Quarter ending December 2017	2,759	
Quarter ending March 2018	2,671	↓
Quarter ending June 2018	2,625	↓
Quarter ending September 2018	2,665	→
Quarter ending December 2018	2,738	↑
Variance since December 2017	(0.8%)	→



ACTIVITY



Adjusted Scheduled Activity (UDA)		
Month	2018	2019
April	187	179
May	725	597
June	1,105	940
July	1,933	1,814
August	2,638	2,468
September	3,218	2,953
October	3,812	3,554
November	4,394	4,142
December	4,926	4,636
January	5,508	
February	6,071	
March	6,809	
April	7,226	
May	7,289	
June	7,291	

QUALITY

	Quantity	Base Number	Contract	AT	Region	England
% of FP17s for the same patient ID Re-attending within 3 months - Children	287	1,552	18.5%	11.5%	11.3%	11.8%
% of FP17s for the same patient ID Re-attending within 3 months - Adults	134	954	14.0%	14.8%	15.3%	15.6%
% of FP17s for the same patient ID Re-attending between 3 & 9 months - Children	239	1,552	15.4%	58.3%	61.1%	58.8%
% of FP17s for the same patient ID Re-attending between 3 & 9 months - Adults	291	954	30.5%	49.3%	52.4%	51.0%
% of FP17s for Band 1 Urgent Courses	82	2,300	3.6%	9.7%	9.5%	9.0%
% of FP17s Relating to Free Repair or Replacements	0	2,300	0.0%	0.7%	0.7%	0.8%
% of FP17s Relating to Continuations	95	2,300	4.1%	0.6%	0.8%	0.9%
% of Patients satisfied with the dentistry they have received	1	1	N/A	94.1%	93.1%	93.2%
% of Patients satisfied with the time they had to wait for an appointment	0	1	N/A	87.3%	87.8%	88.3%

* This is based on patients treated on this contract for their most recent course of treatment. Figures in italics indicate the base number of FP17s or Patient Questionnaire responses are less than 100. N/A is shown where the base number of responses is less than 10 during the period. % is calculated as Quantity/Base number*100

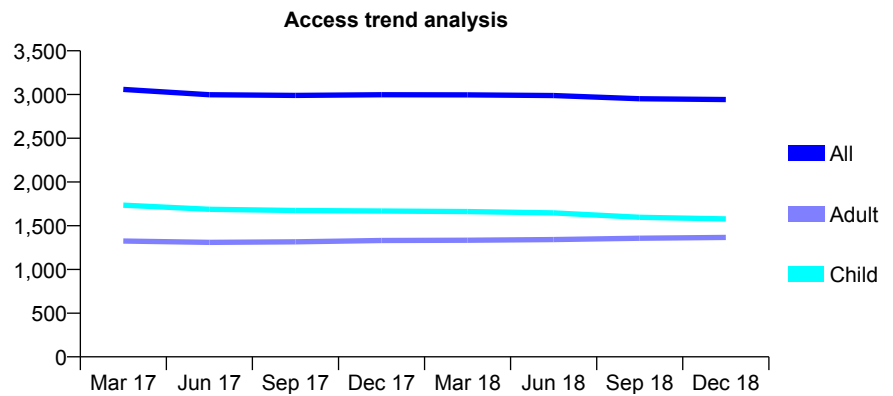
Q69 - Vital Signs At a Glance Contract Report for 182885/0002 - December 2018

Name or company name	CEDAR DENTAL CARE LTD
Contract type name	GDS Contract
Purpose of contract	General
Contract start date	31/03/2014
Contract end date	

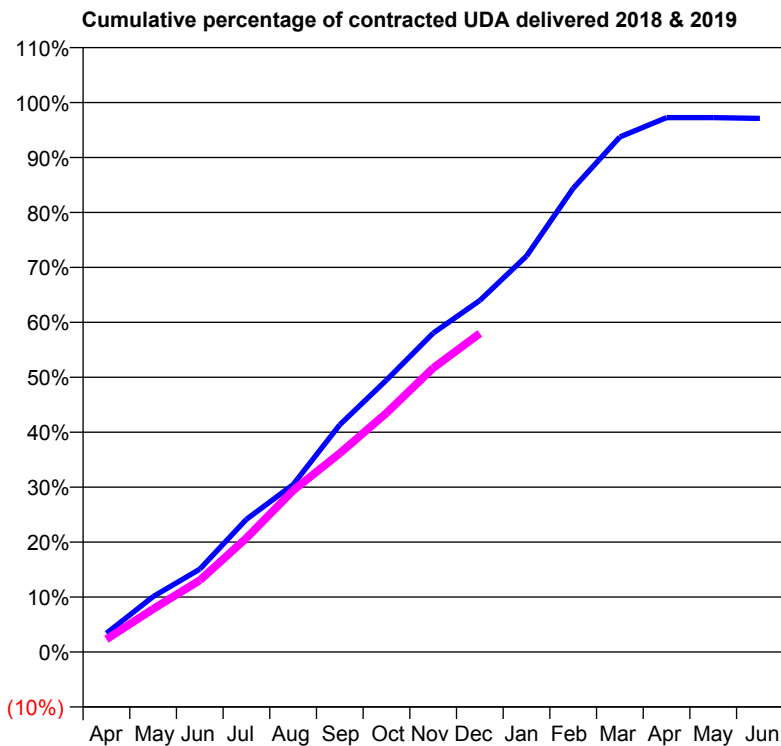
18/19 Contracted general activity (UDA)	8,200
Carry forward general activity (UDA)	236
18/19 Contracted orthodontic activity (UOA)	0
Carry forward orthodontic activity (UOA)	0
Baseline contract value	£163,698.36

ACCESS*

Patients seen in 24 months	Total	Change since previous quarter
Quarter ending December 2017	2,998	
Quarter ending March 2018	2,996	→
Quarter ending June 2018	2,988	→
Quarter ending September 2018	2,952	↓
Quarter ending December 2018	2,942	→
Variance since December 2017	(1.9%)	↓



ACTIVITY



Month	Adjusted Scheduled Activity (UDA)	
	2018	2019
April	280	190
May	826	642
June	1,237	1,070
July	1,982	1,700
August	2,499	2,411
September	3,391	2,966
October	4,059	3,566
November	4,758	4,237
December	5,246	4,754
January	5,910	
February	6,921	
March	7,686	
April	7,975	
May	7,975	
June	7,963	

QUALITY

	Quantity	Base Number	Contract	AT	Region	England
% of FP17s for the same patient ID Re-attending within 3 months - Children	191	2,109	9.1%	11.5%	11.3%	11.8%
% of FP17s for the same patient ID Re-attending within 3 months - Adults	205	1,324	15.5%	14.8%	15.3%	15.6%
% of FP17s for the same patient ID Re-attending between 3 & 9 months - Children	1,491	2,109	70.7%	58.3%	61.1%	58.8%
% of FP17s for the same patient ID Re-attending between 3 & 9 months - Adults	843	1,324	63.7%	49.3%	52.4%	51.0%
% of FP17s for Band 1 Urgent Courses	115	3,271	3.5%	9.7%	9.5%	9.0%
% of FP17s Relating to Free Repair or Replacements	19	3,271	0.6%	0.7%	0.7%	0.8%
% of FP17s Relating to Continuations	15	3,271	0.5%	0.6%	0.8%	0.9%
% of Patients satisfied with the dentistry they have received	3	3	N/A	94.1%	93.1%	93.2%
% of Patients satisfied with the time they had to wait for an appointment	3	3	N/A	87.3%	87.8%	88.3%

* This is based on patients treated on this contract for their most recent course of treatment. Figures in italics indicate the base number of FP17s or Patient Questionnaire responses are less than 100. N/A is shown where the base number of responses is less than 10 during the period. % is calculated as Quantity/Base number*100

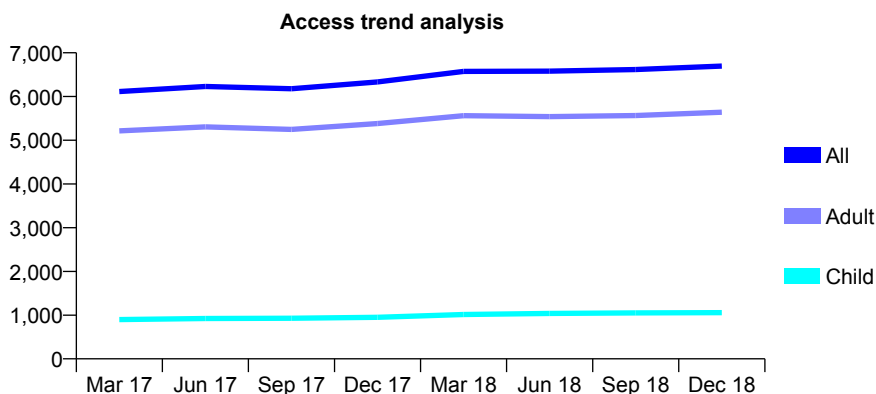
Q69 - Vital Signs At a Glance Contract Report for 183377/0001 - December 2018

Name or company name	Temple Street Dental Practice
Contract type name	GDS Contract
Purpose of contract	General
Contract start date	01/08/2012
Contract end date	

18/19 Contracted general activity (UDA)	13,000
Carry forward general activity (UDA)	296
18/19 Contracted orthodontic activity (UOA)	0
Carry forward orthodontic activity (UOA)	0
Baseline contract value	£318,387.88

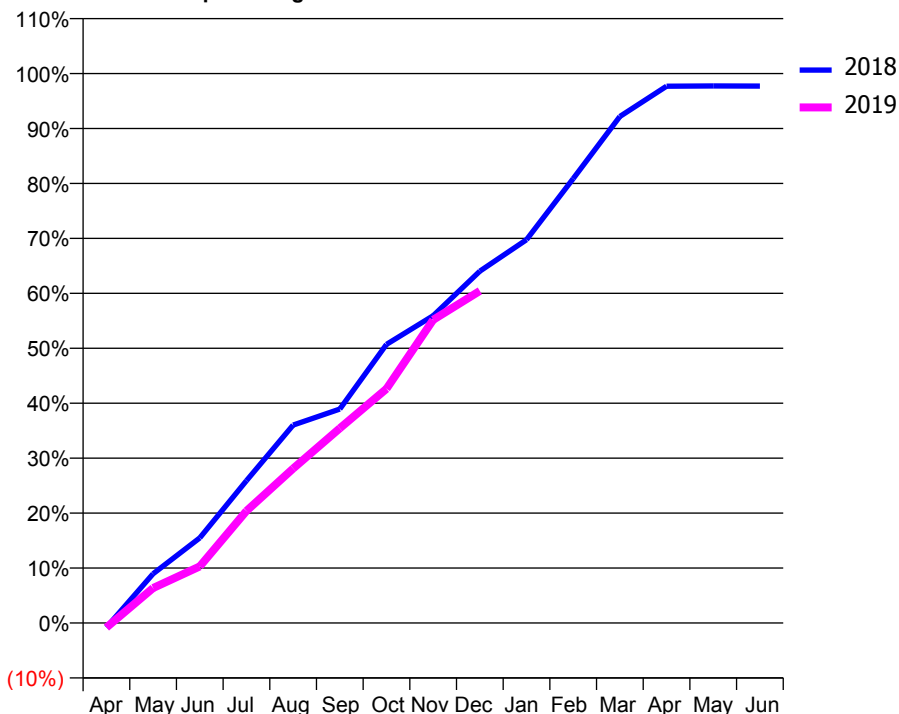
ACCESS*

Patients seen in 24 months	Total	Change since previous quarter
Quarter ending December 2017	6,333	
Quarter ending March 2018	6,576	↑
Quarter ending June 2018	6,581	→
Quarter ending September 2018	6,616	→
Quarter ending December 2018	6,698	→
Variance since December 2017	5.8%	↑



ACTIVITY

Cumulative percentage of contracted UDA delivered 2018 & 2019



Month	Adjusted Scheduled Activity (UDA)	
	2018	2019
April	-105	-108
May	1,166	827
June	2,015	1,340
July	3,367	2,650
August	4,684	3,656
September	5,060	4,607
October	6,591	5,540
November	7,271	7,173
December	8,323	7,856
January	9,068	
February	10,513	
March	11,985	
April	12,699	
May	12,705	
June	12,704	

QUALITY

	Quantity	Base Number	Contract	AT	Region	England
% of FP17s for the same patient ID Re-attending within 3 months - Children	118	1,048	11.3%	11.5%	11.3%	11.8%
% of FP17s for the same patient ID Re-attending within 3 months - Adults	548	4,261	12.9%	14.8%	15.3%	15.6%
% of FP17s for the same patient ID Re-attending between 3 & 9 months - Children	536	1,048	51.1%	58.3%	61.1%	58.8%
% of FP17s for the same patient ID Re-attending between 3 & 9 months - Adults	1,473	4,261	34.6%	49.3%	52.4%	51.0%
% of FP17s for Band 1 Urgent Courses	245	4,040	6.1%	9.7%	9.5%	9.0%
% of FP17s Relating to Free Repair or Replacements	13	4,040	0.3%	0.7%	0.7%	0.8%
% of FP17s Relating to Continuations	9	4,040	0.2%	0.6%	0.8%	0.9%
% of Patients satisfied with the dentistry they have received	1	1	N/A	94.1%	93.1%	93.2%
% of Patients satisfied with the time they had to wait for an appointment	1	1	N/A	87.3%	87.8%	88.3%

* This is based on patients treated on this contract for their most recent course of treatment. Figures in italics indicate the base number of FP17s or Patient Questionnaire responses are less than 100. N/A is shown where the base number of responses is less than 10 during the period. % is calculated as Quantity/Base number*100

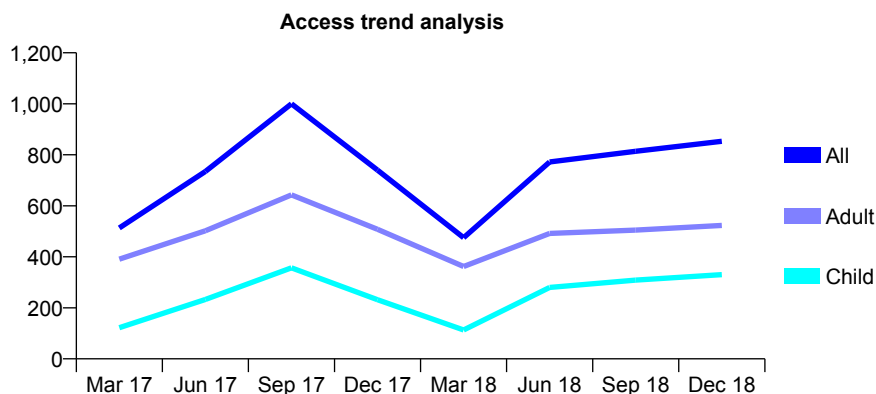
Q69 - Vital Signs At a Glance Contract Report for 183539/0001 - December 2018

Name or company name	Jeremy Potter, Arti Sharma and Shiva Ema
Contract type name	GDS Contract
Purpose of contract	General
Contract start date	01/04/2015
Contract end date	

18/19 Contracted general activity (UDA)	2,249
Carry forward general activity (UDA)	48
18/19 Contracted orthodontic activity (UOA)	0
Carry forward orthodontic activity (UOA)	0
Baseline contract value	£63,052.55

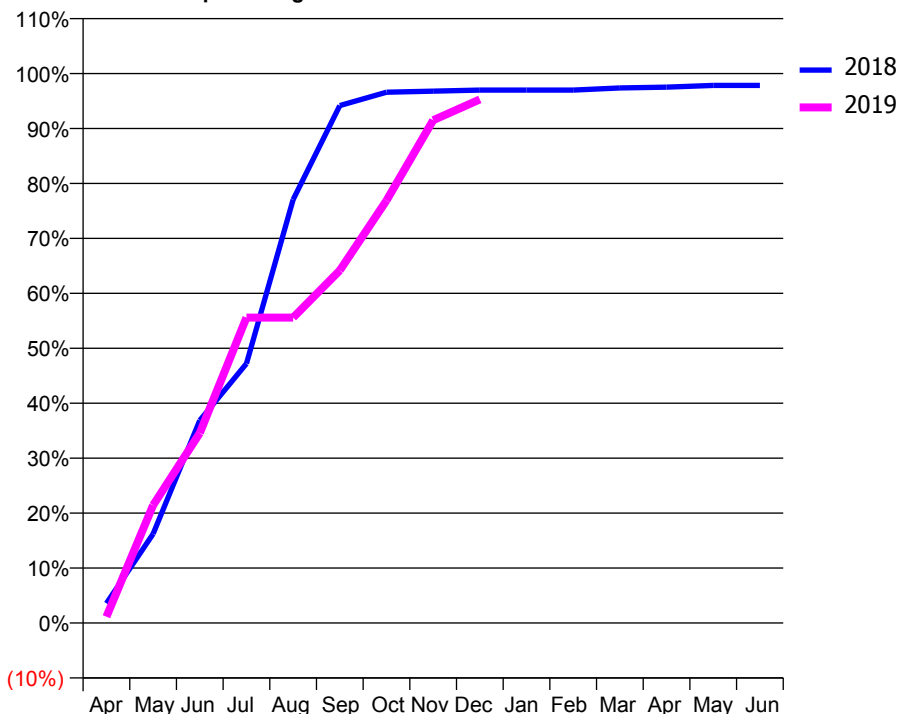
ACCESS*

Patients seen in 24 months	Total	Change since previous quarter
Quarter ending December 2017	740	
Quarter ending March 2018	475	↓
Quarter ending June 2018	772	↑
Quarter ending September 2018	814	↑
Quarter ending December 2018	853	↑
Variance since December 2017	15.3%	↑



ACTIVITY

Cumulative percentage of contracted UDA delivered 2018 & 2019



Adjusted Scheduled Activity (UDA)		
Month	2018	2019
April	81	26
May	365	482
June	829	777
July	1,062	1,250
August	1,733	1,250
September	2,118	1,443
October	2,173	1,729
November	2,177	2,058
December	2,181	2,143
January	2,181	
February	2,181	
March	2,190	
April	2,193	
May	2,200	
June	2,200	

QUALITY

	Quantity	Base Number	Contract	AT	Region	England
% of FP17s for the same patient ID Re-attending within 3 months - Children	17	482	3.5%	11.5%	11.3%	11.8%
% of FP17s for the same patient ID Re-attending within 3 months - Adults	37	589	6.3%	14.8%	15.3%	15.6%
% of FP17s for the same patient ID Re-attending between 3 & 9 months - Children	38	482	7.9%	58.3%	61.1%	58.8%
% of FP17s for the same patient ID Re-attending between 3 & 9 months - Adults	41	589	7.0%	49.3%	52.4%	51.0%
% of FP17s for Band 1 Urgent Courses	116	1,051	11.0%	9.7%	9.5%	9.0%
% of FP17s Relating to Free Repair or Replacements	2	1,051	0.2%	0.7%	0.7%	0.8%
% of FP17s Relating to Continuations	5	1,051	0.5%	0.6%	0.8%	0.9%
% of Patients satisfied with the dentistry they have received	0	0	N/A	94.1%	93.1%	93.2%
% of Patients satisfied with the time they had to wait for an appointment	0	0	N/A	87.3%	87.8%	88.3%

* This is based on patients treated on this contract for their most recent course of treatment. Figures in italics indicate the base number of FP17s or Patient Questionnaire responses are less than 100. N/A is shown where the base number of responses is less than 10 during the period. % is calculated as Quantity/Base number*100

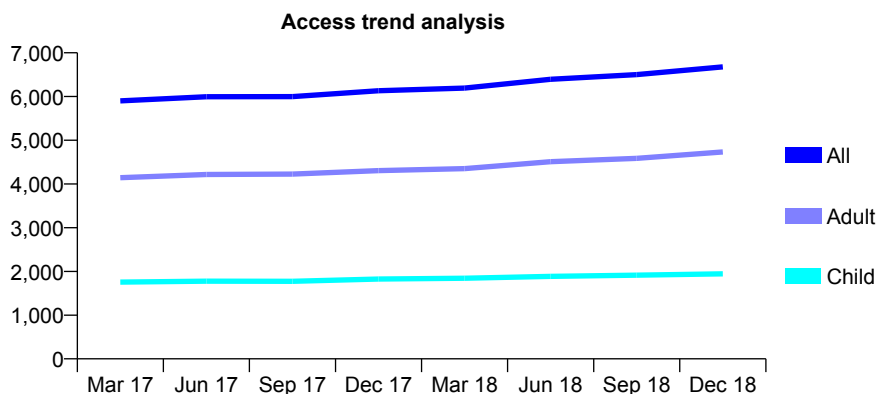
Q69 - Vital Signs At a Glance Contract Report for 184179/0001 - December 2018

Name or company name	Rodericks Limited and the Dental House Li
Contract type name	GDS Contract
Purpose of contract	General
Contract start date	01/12/2007
Contract end date	

18/19 Contracted general activity (UDA)	13,784
Carry forward general activity (UDA)	2
18/19 Contracted orthodontic activity (UOA)	0
Carry forward orthodontic activity (UOA)	0
Baseline contract value	£323,708.00

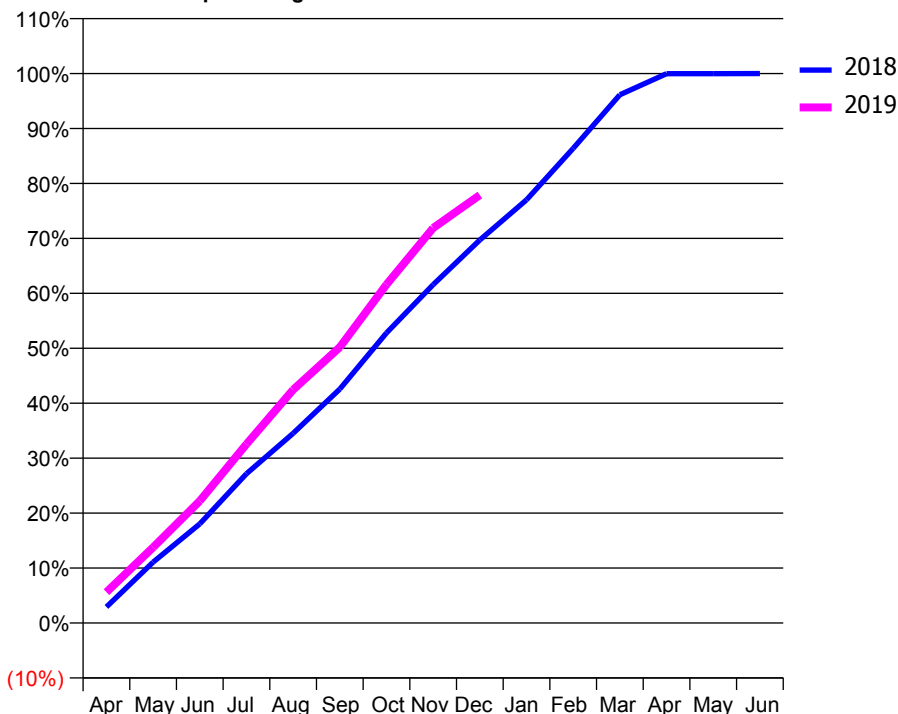
ACCESS*

Patients seen in 24 months	Total	Change since previous quarter
Quarter ending December 2017	6,133	
Quarter ending March 2018	6,194	→
Quarter ending June 2018	6,396	↑
Quarter ending September 2018	6,500	→
Quarter ending December 2018	6,677	↑
Variance since December 2017	8.9%	↑



ACTIVITY

Cumulative percentage of contracted UDA delivered 2018 & 2019



Month	Adjusted Scheduled Activity (UDA)	
	2018	2019
April	403	775
May	1,528	1,900
June	2,486	3,061
July	3,746	4,489
August	4,759	5,851
September	5,870	6,919
October	7,278	8,490
November	8,487	9,911
December	9,608	10,736
January	10,616	
February	11,908	
March	13,251	
April	13,781	
May	13,780	
June	13,782	

QUALITY

	Quantity	Base Number	Contract	AT	Region	England
% of FP17s for the same patient ID Re-attending within 3 months - Children	120	1,984	6.0%	11.5%	11.3%	11.8%
% of FP17s for the same patient ID Re-attending within 3 months - Adults	502	4,174	12.0%	14.8%	15.3%	15.6%
% of FP17s for the same patient ID Re-attending between 3 & 9 months - Children	807	1,984	40.7%	58.3%	61.1%	58.8%
% of FP17s for the same patient ID Re-attending between 3 & 9 months - Adults	1,339	4,174	32.1%	49.3%	52.4%	51.0%
% of FP17s for Band 1 Urgent Courses	429	5,932	7.2%	9.7%	9.5%	9.0%
% of FP17s Relating to Free Repair or Replacements	21	5,932	0.4%	0.7%	0.7%	0.8%
% of FP17s Relating to Continuations	52	5,932	0.9%	0.6%	0.8%	0.9%
% of Patients satisfied with the dentistry they have received	1	2	N/A	94.1%	93.1%	93.2%
% of Patients satisfied with the time they had to wait for an appointment	1	2	N/A	87.3%	87.8%	88.3%

* This is based on patients treated on this contract for their most recent course of treatment. Figures in italics indicate the base number of FP17s or Patient Questionnaire responses are less than 100. N/A is shown where the base number of responses is less than 10 during the period. % is calculated as Quantity/Base number*100

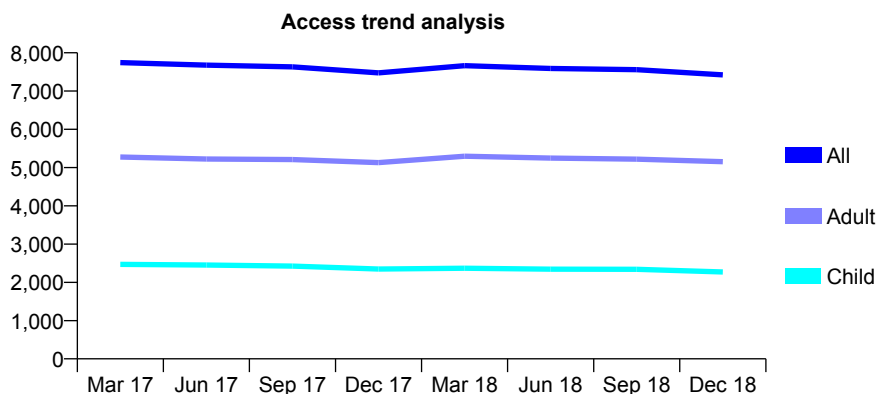
Q69 - Vital Signs At a Glance Contract Report for 184179/0002 - December 2018

Name or company name	Rodericks Limited and the Dental House Li
Contract type name	GDS Contract
Purpose of contract	General
Contract start date	01/04/2008
Contract end date	

18/19 Contracted general activity (UDA)	15,918
Carry forward general activity (UDA)	216
18/19 Contracted orthodontic activity (UOA)	0
Carry forward orthodontic activity (UOA)	0
Baseline contract value	£472,961.14

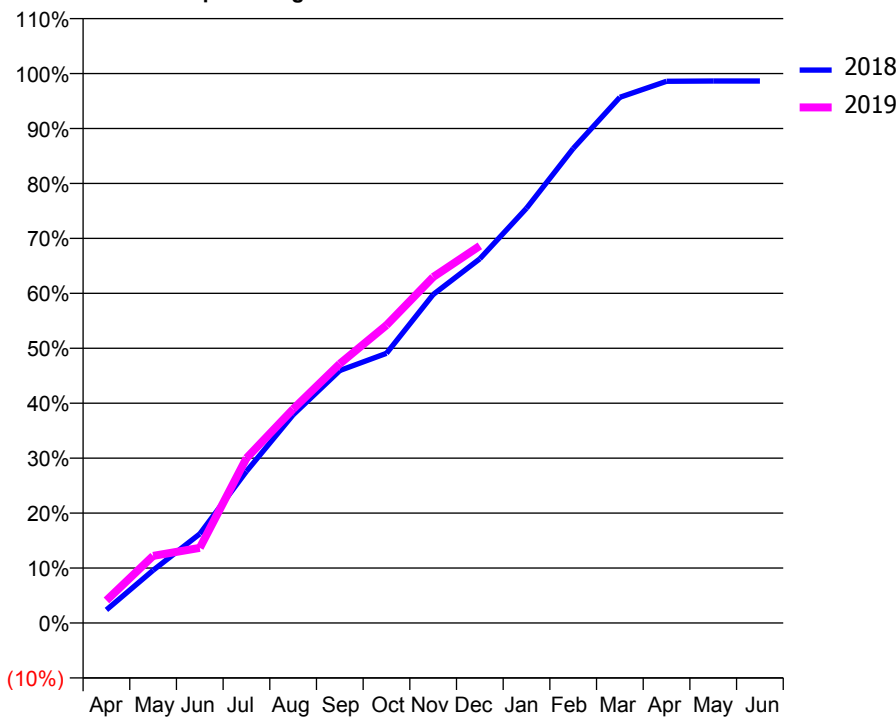
ACCESS*

Patients seen in 24 months	Total	Change since previous quarter
Quarter ending December 2017	7,477	
Quarter ending March 2018	7,663	↑
Quarter ending June 2018	7,592	→
Quarter ending September 2018	7,559	→
Quarter ending December 2018	7,424	↓
Variance since December 2017	(0.7%)	→



ACTIVITY

Cumulative percentage of contracted UDA delivered 2018 & 2019



Month	Adjusted Scheduled Activity (UDA)	
	2018	2019
April	382	656
May	1,528	1,945
June	2,583	2,177
July	4,396	4,777
August	6,032	6,197
September	7,315	7,510
October	7,811	8,628
November	9,515	10,023
December	10,549	10,926
January	12,015	
February	13,746	
March	15,229	
April	15,693	
May	15,701	
June	15,701	

QUALITY

	Quantity	Base Number	Contract	AT	Region	England
% of FP17s for the same patient ID Re-attending within 3 months - Children	163	2,249	7.2%	11.5%	11.3%	11.8%
% of FP17s for the same patient ID Re-attending within 3 months - Adults	507	4,275	11.9%	14.8%	15.3%	15.6%
% of FP17s for the same patient ID Re-attending between 3 & 9 months - Children	1,170	2,249	52.0%	58.3%	61.1%	58.8%
% of FP17s for the same patient ID Re-attending between 3 & 9 months - Adults	2,013	4,275	47.1%	49.3%	52.4%	51.0%
% of FP17s for Band 1 Urgent Courses	463	6,268	7.4%	9.7%	9.5%	9.0%
% of FP17s Relating to Free Repair or Replacements	35	6,268	0.6%	0.7%	0.7%	0.8%
% of FP17s Relating to Continuations	14	6,268	0.2%	0.6%	0.8%	0.9%
% of Patients satisfied with the dentistry they have received	0	0	N/A	94.1%	93.1%	93.2%
% of Patients satisfied with the time they had to wait for an appointment	0	0	N/A	87.3%	87.8%	88.3%

* This is based on patients treated on this contract for their most recent course of treatment. Figures in italics indicate the base number of FP17s or Patient Questionnaire responses are less than 100. N/A is shown where the base number of responses is less than 10 during the period. % is calculated as Quantity/Base number*100

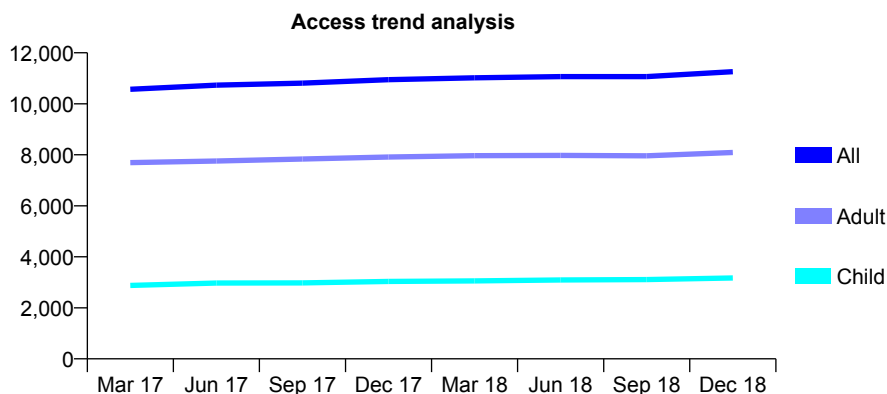
Q69 - Vital Signs At a Glance Contract Report for 184179/0003 - December 2018

Name or company name	Rodericks Limited and the Dental House Li
Contract type name	GDS Contract
Purpose of contract	General
Contract start date	16/11/2009
Contract end date	

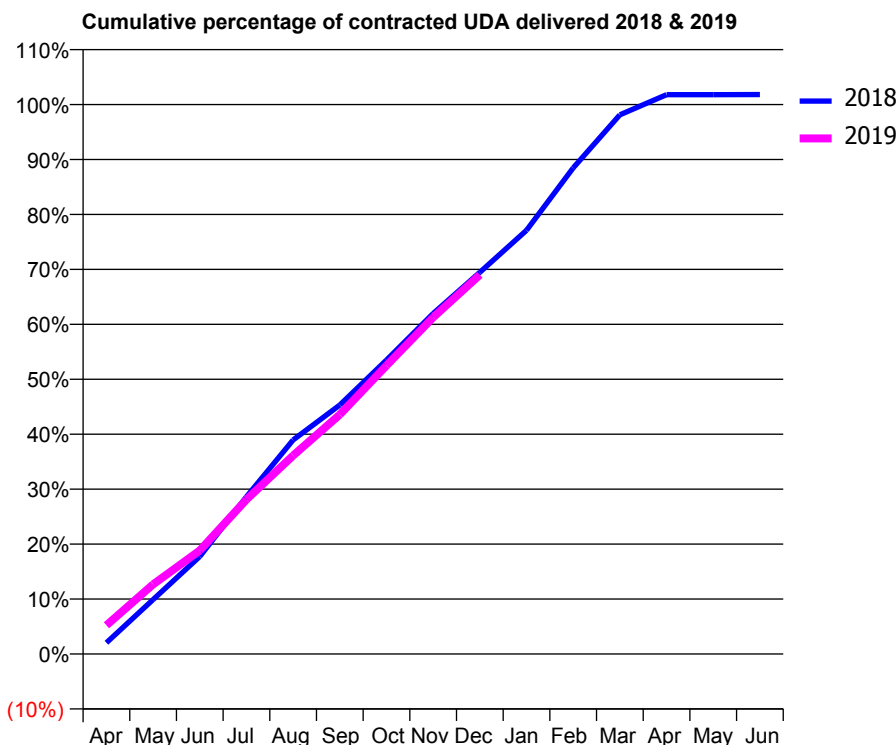
18/19 Contracted general activity (UDA)	25,000
Carry forward general activity (UDA)	-451
18/19 Contracted orthodontic activity (UOA)	0
Carry forward orthodontic activity (UOA)	0
Baseline contract value	£634,190.52

ACCESS*

Patients seen in 24 months	Total	Change since previous quarter
Quarter ending December 2017	10,947	
Quarter ending March 2018	11,020	→
Quarter ending June 2018	11,066	→
Quarter ending September 2018	11,068	→
Quarter ending December 2018	11,262	→
Variance since December 2017	2.9%	↑



ACTIVITY



Month	Adjusted Scheduled Activity (UDA)	
	2018	2019
April	513	1,309
May	2,477	3,171
June	4,437	4,713
July	7,158	7,026
August	9,739	9,033
September	11,328	10,892
October	13,377	13,124
November	15,490	15,314
December	17,366	17,249
January	19,277	
February	22,114	
March	24,530	
April	25,445	
May	25,449	
June	25,452	

QUALITY

	Quantity	Base Number	Contract	AT	Region	England
% of FP17s for the same patient ID Re-attending within 3 months - Children	166	3,098	5.4%	11.5%	11.3%	11.8%
% of FP17s for the same patient ID Re-attending within 3 months - Adults	925	7,119	13.0%	14.8%	15.3%	15.6%
% of FP17s for the same patient ID Re-attending between 3 & 9 months - Children	1,774	3,098	57.3%	58.3%	61.1%	58.8%
% of FP17s for the same patient ID Re-attending between 3 & 9 months - Adults	3,599	7,119	50.6%	49.3%	52.4%	51.0%
% of FP17s for Band 1 Urgent Courses	739	8,919	8.3%	9.7%	9.5%	9.0%
% of FP17s Relating to Free Repair or Replacements	63	8,919	0.7%	0.7%	0.7%	0.8%
% of FP17s Relating to Continuations	19	8,919	0.2%	0.6%	0.8%	0.9%
% of Patients satisfied with the dentistry they have received	7	8	N/A	94.1%	93.1%	93.2%
% of Patients satisfied with the time they had to wait for an appointment	6	8	N/A	87.3%	87.8%	88.3%

* This is based on patients treated on this contract for their most recent course of treatment. Figures in italics indicate the base number of FP17s or Patient Questionnaire responses are less than 100. N/A is shown where the base number of responses is less than 10 during the period. % is calculated as Quantity/Base number*100

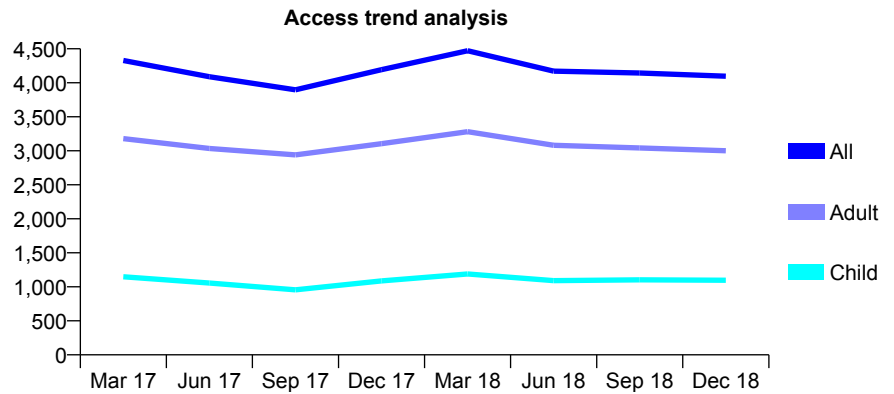
Q69 - Vital Signs At a Glance Contract Report for 184373/0001 - December 2018

Name or company name	Valentine MacGreevy, Arti Sharma and Shi
Contract type name	GDS Contract
Purpose of contract	General
Contract start date	01/04/2015
Contract end date	

18/19 Contracted general activity (UDA)	11,814
Carry forward general activity (UDA)	70
18/19 Contracted orthodontic activity (UOA)	0
Carry forward orthodontic activity (UOA)	0
Baseline contract value	£336,918.24

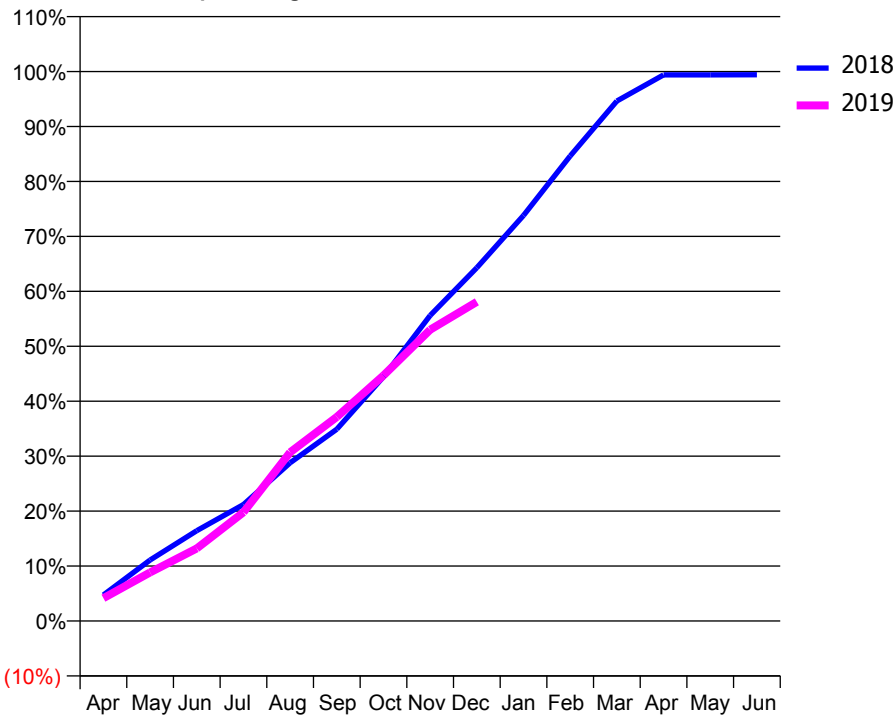
ACCESS*

Patients seen in 24 months	Total	Change since previous quarter
Quarter ending December 2017	4,193	
Quarter ending March 2018	4,472	↑
Quarter ending June 2018	4,172	↓
Quarter ending September 2018	4,144	→
Quarter ending December 2018	4,097	↓
Variance since December 2017	(2.3%)	↓



ACTIVITY

Cumulative percentage of contracted UDA delivered 2018 & 2019



Month	Adjusted Scheduled Activity (UDA)	
	2018	2019
April	560	493
May	1,311	1,046
June	1,942	1,561
July	2,504	2,338
August	3,402	3,627
September	4,123	4,387
October	5,250	5,278
November	6,570	6,262
December	7,597	6,862
January	8,721	
February	9,998	
March	11,181	
April	11,741	
May	11,741	
June	11,743	

QUALITY

	Quantity	Base Number	Contract	AT	Region	England
% of FP17s for the same patient ID Re-attending within 3 months - Children	64	1,202	5.3%	11.5%	11.3%	11.8%
% of FP17s for the same patient ID Re-attending within 3 months - Adults	264	2,786	9.5%	14.8%	15.3%	15.6%
% of FP17s for the same patient ID Re-attending between 3 & 9 months - Children	654	1,202	54.4%	58.3%	61.1%	58.8%
% of FP17s for the same patient ID Re-attending between 3 & 9 months - Adults	1,522	2,786	54.6%	49.3%	52.4%	51.0%
% of FP17s for Band 1 Urgent Courses	329	3,712	8.9%	9.7%	9.5%	9.0%
% of FP17s Relating to Free Repair or Replacements	10	3,712	0.3%	0.7%	0.7%	0.8%
% of FP17s Relating to Continuations	15	3,712	0.4%	0.6%	0.8%	0.9%
% of Patients satisfied with the dentistry they have received	0	0	N/A	94.1%	93.1%	93.2%
% of Patients satisfied with the time they had to wait for an appointment	0	0	N/A	87.3%	87.8%	88.3%

* This is based on patients treated on this contract for their most recent course of treatment. Figures in italics indicate the base number of FP17s or Patient Questionnaire responses are less than 100. N/A is shown where the base number of responses is less than 10 during the period. % is calculated as Quantity/Base number*100

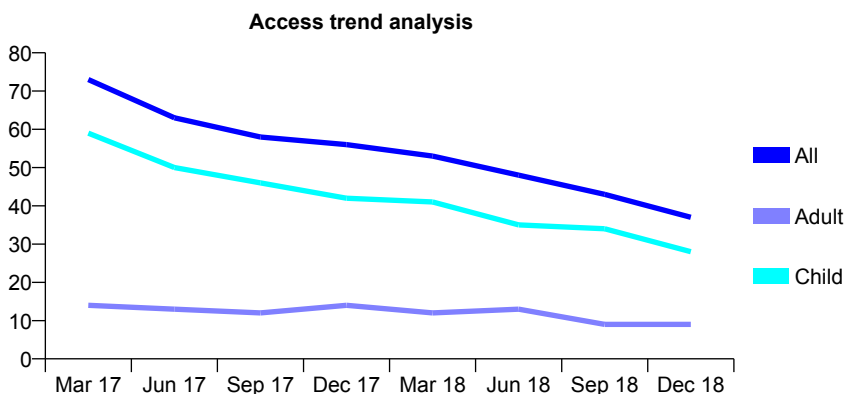
Q69 - Vital Signs At a Glance Contract Report for 186171/0001 - December 2018

Name or company name	MR AK MURGAI
Contract type name	GDS Contract
Purpose of contract	General
Contract start date	28/02/2014
Contract end date	

18/19 Contracted general activity (UDA)	200
Carry forward general activity (UDA)	0
18/19 Contracted orthodontic activity (UOA)	0
Carry forward orthodontic activity (UOA)	0
Baseline contract value	£4,793.23

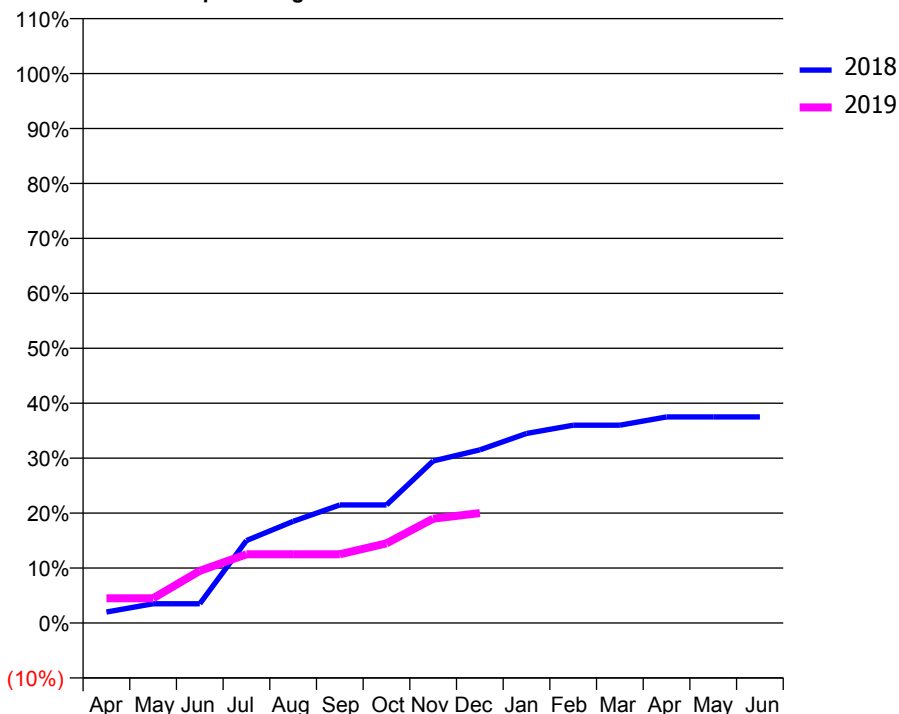
ACCESS*

Patients seen in 24 months	Total	Change since previous quarter
Quarter ending December 2017	56	
Quarter ending March 2018	53	↓
Quarter ending June 2018	48	↓
Quarter ending September 2018	43	↓
Quarter ending December 2018	37	↓
Variance since December 2017	(33.9%)	↓



ACTIVITY

Cumulative percentage of contracted UDA delivered 2018 & 2019



Adjusted Scheduled Activity (UDA)

Month	2018	2019
April	4	9
May	7	9
June	7	19
July	30	25
August	37	25
September	43	25
October	43	29
November	59	38
December	63	40
January	69	
February	72	
March	72	
April	75	
May	75	
June	75	

QUALITY

	Quantity	Base Number	Contract	AT	Region	England
% of FP17s for the same patient ID Re-attending within 3 months - Children	0	30	0.0%	11.5%	11.3%	11.8%
% of FP17s for the same patient ID Re-attending within 3 months - Adults	0	1	0.0%	14.8%	15.3%	15.6%
% of FP17s for the same patient ID Re-attending between 3 & 9 months - Children	19	30	63.3%	58.3%	61.1%	58.8%
% of FP17s for the same patient ID Re-attending between 3 & 9 months - Adults	0	1	0.0%	49.3%	52.4%	51.0%
% of FP17s for Band 1 Urgent Courses	0	30	0.0%	9.7%	9.5%	9.0%
% of FP17s Relating to Free Repair or Replacements	0	30	0.0%	0.7%	0.7%	0.8%
% of FP17s Relating to Continuations	0	30	0.0%	0.6%	0.8%	0.9%
% of Patients satisfied with the dentistry they have received	0	0	N/A	94.1%	93.1%	93.2%
% of Patients satisfied with the time they had to wait for an appointment	0	0	N/A	87.3%	87.8%	88.3%

* This is based on patients treated on this contract for their most recent course of treatment. Figures in italics indicate the base number of FP17s or Patient Questionnaire responses are less than 100. N/A is shown where the base number of responses is less than 10 during the period. % is calculated as Quantity/Base number*100

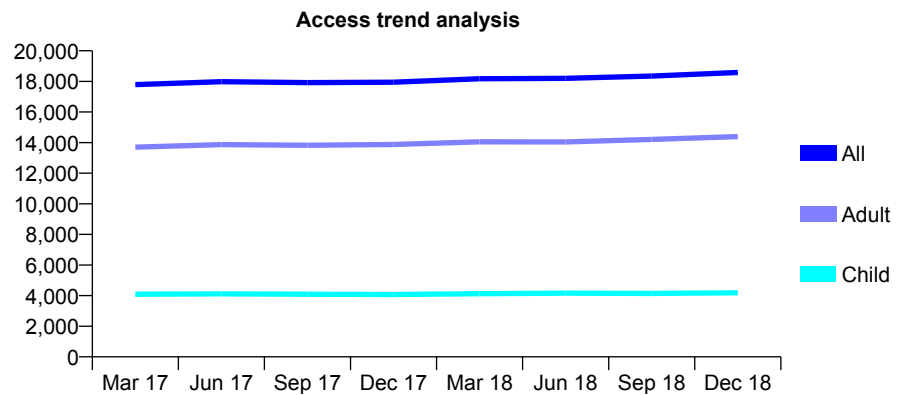
Q69 - Vital Signs At a Glance Contract Report for 186201/0001 - December 2018

Name or company name	Perfect Smile Bracknell Limited
Contract type name	GDS Contract
Purpose of contract	General
Contract start date	01/11/2014
Contract end date	

18/19 Contracted general activity (UDA)	51,904
Carry forward general activity (UDA)	1,910
18/19 Contracted orthodontic activity (UOA)	0
Carry forward orthodontic activity (UOA)	0
Baseline contract value	£1,324,855.96

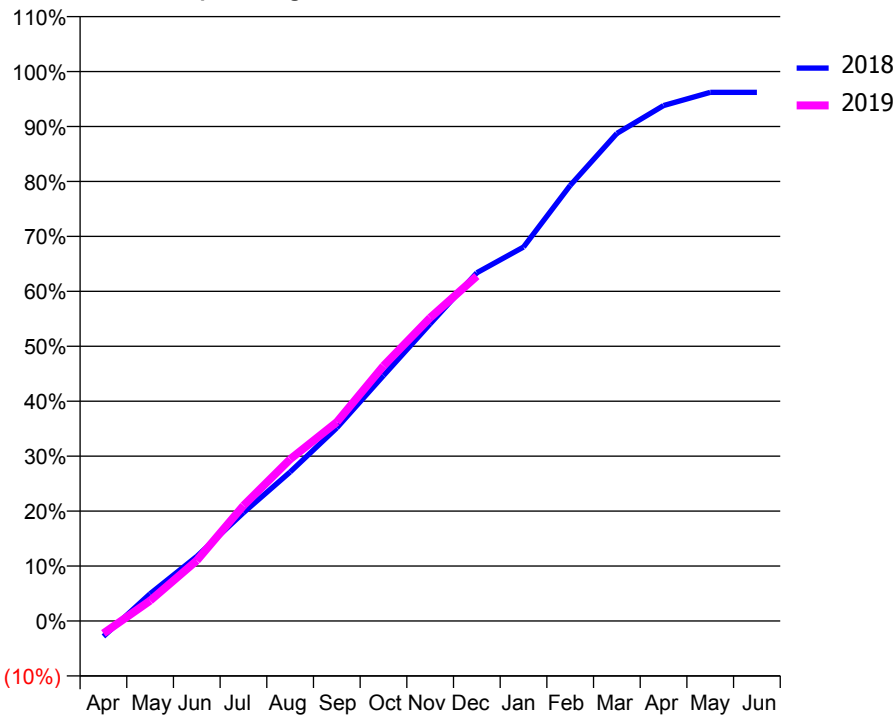
ACCESS*

Patients seen in 24 months	Total	Change since previous quarter
Quarter ending December 2017	17,951	
Quarter ending March 2018	18,176	→
Quarter ending June 2018	18,204	→
Quarter ending September 2018	18,352	→
Quarter ending December 2018	18,581	→
Variance since December 2017	3.5%	↑



ACTIVITY

Cumulative percentage of contracted UDA delivered 2018 & 2019



Month	Adjusted Scheduled Activity (UDA)	
	2018	2019
April	-1,430	-1,172
May	2,499	1,916
June	5,933	5,717
July	9,944	10,897
August	13,679	15,286
September	17,735	18,782
October	22,536	24,105
November	27,282	28,651
December	31,966	32,581
January	34,339	
February	39,987	
March	44,761	
April	47,325	
May	48,538	
June	48,538	

QUALITY

	Quantity	Base Number	Contract	AT	Region	England
% of FP17s for the same patient ID Re-attending within 3 months - Children	288	4,251	6.8%	11.5%	11.3%	11.8%
% of FP17s for the same patient ID Re-attending within 3 months - Adults	1,773	12,853	13.8%	14.8%	15.3%	15.6%
% of FP17s for the same patient ID Re-attending between 3 & 9 months - Children	1,975	4,251	46.5%	58.3%	61.1%	58.8%
% of FP17s for the same patient ID Re-attending between 3 & 9 months - Adults	5,341	12,853	41.6%	49.3%	52.4%	51.0%
% of FP17s for Band 1 Urgent Courses	1,400	15,712	8.9%	9.7%	9.5%	9.0%
% of FP17s Relating to Free Repair or Replacements	171	15,712	1.1%	0.7%	0.7%	0.8%
% of FP17s Relating to Continuations	277	15,712	1.8%	0.6%	0.8%	0.9%
% of Patients satisfied with the dentistry they have received	6	6	N/A	94.1%	93.1%	93.2%
% of Patients satisfied with the time they had to wait for an appointment	6	6	N/A	87.3%	87.8%	88.3%

* This is based on patients treated on this contract for their most recent course of treatment. Figures in italics indicate the base number of FP17s or Patient Questionnaire responses are less than 100. N/A is shown where the base number of responses is less than 10 during the period. % is calculated as Quantity/Base number*100

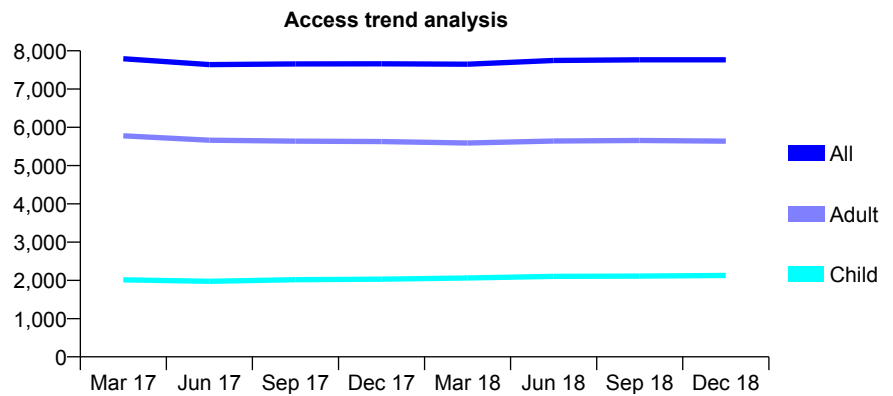
Q69 - Vital Signs At a Glance Contract Report for 186929/0001 - December 2018

Name or company name	Smile Care Twyford Limited
Contract type name	GDS Contract
Purpose of contract	General
Contract start date	01/07/2013
Contract end date	

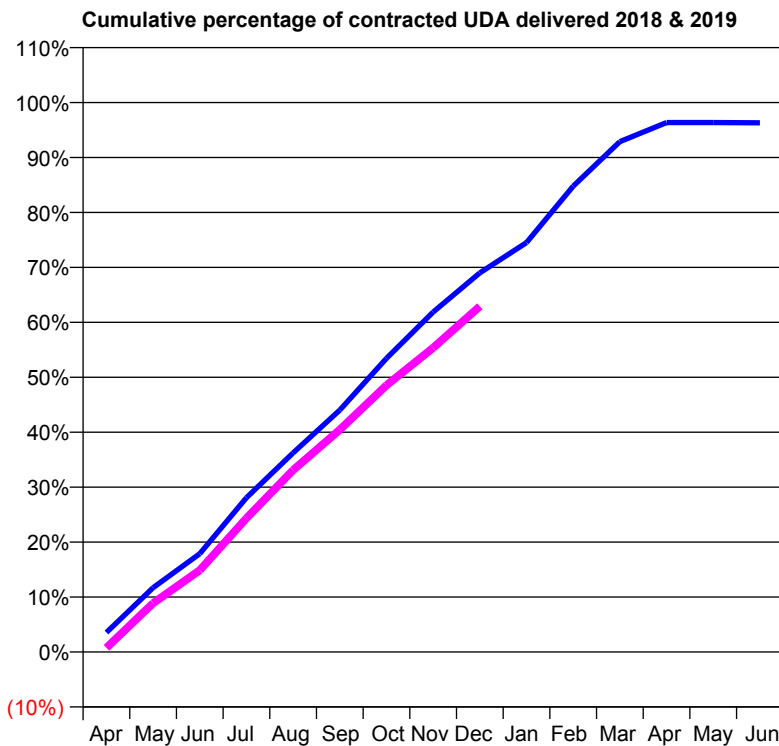
18/19 Contracted general activity (UDA)	16,754
Carry forward general activity (UDA)	588
18/19 Contracted orthodontic activity (UOA)	0
Carry forward orthodontic activity (UOA)	0
Baseline contract value	£404,234.32

ACCESS*

Patients seen in 24 months	Total	Change since previous quarter
Quarter ending December 2017	7,660	
Quarter ending March 2018	7,651	→
Quarter ending June 2018	7,746	→
Quarter ending September 2018	7,766	→
Quarter ending December 2018	7,766	→
Variance since December 2017	1.4%	→



ACTIVITY



Month	Adjusted Scheduled Activity (UDA)	
	2018	2019
April	568	126
May	1,867	1,488
June	2,857	2,494
July	4,483	4,080
August	5,784	5,549
September	7,024	6,778
October	8,527	8,135
November	9,871	9,276
December	11,009	10,539
January	11,890	
February	13,529	
March	14,821	
April	15,375	
May	15,373	
June	15,368	

QUALITY

	Quantity	Base Number	Contract	AT	Region	England
% of FP17s for the same patient ID Re-attending within 3 months - Children	121	2,311	5.2%	11.5%	11.3%	11.8%
% of FP17s for the same patient ID Re-attending within 3 months - Adults	577	5,142	11.2%	14.8%	15.3%	15.6%
% of FP17s for the same patient ID Re-attending between 3 & 9 months - Children	1,319	2,311	57.1%	58.3%	61.1%	58.8%
% of FP17s for the same patient ID Re-attending between 3 & 9 months - Adults	2,567	5,142	49.9%	49.3%	52.4%	51.0%
% of FP17s for Band 1 Urgent Courses	569	6,787	8.4%	9.7%	9.5%	9.0%
% of FP17s Relating to Free Repair or Replacements	36	6,787	0.5%	0.7%	0.7%	0.8%
% of FP17s Relating to Continuations	4	6,787	0.1%	0.6%	0.8%	0.9%
% of Patients satisfied with the dentistry they have received	4	4	N/A	94.1%	93.1%	93.2%
% of Patients satisfied with the time they had to wait for an appointment	4	4	N/A	87.3%	87.8%	88.3%

* This is based on patients treated on this contract for their most recent course of treatment. Figures in italics indicate the base number of FP17s or Patient Questionnaire responses are less than 100. N/A is shown where the base number of responses is less than 10 during the period. % is calculated as Quantity/Base number*100

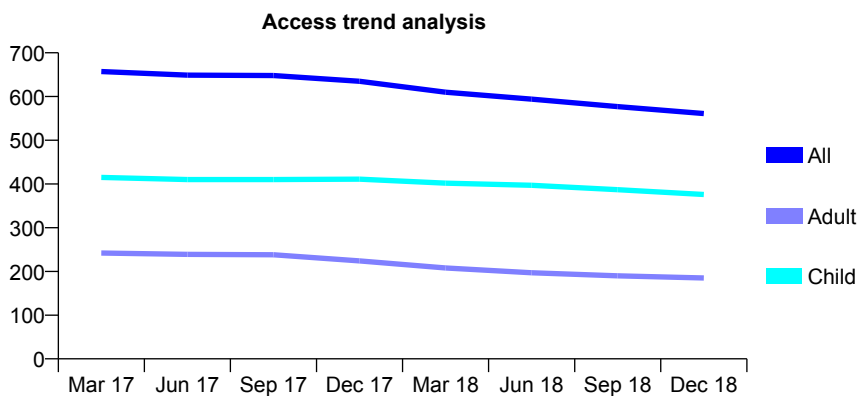
Q69 - Vital Signs At a Glance Contract Report for 188921/0001 - December 2018

Name or company name	Portman Healthcare Limited
Contract type name	GDS Contract
Purpose of contract	General
Contract start date	01/07/2009
Contract end date	

18/19 Contracted general activity (UDA)	1,308
Carry forward general activity (UDA)	0
18/19 Contracted orthodontic activity (UOA)	0
Carry forward orthodontic activity (UOA)	0
Baseline contract value	£31,798.39

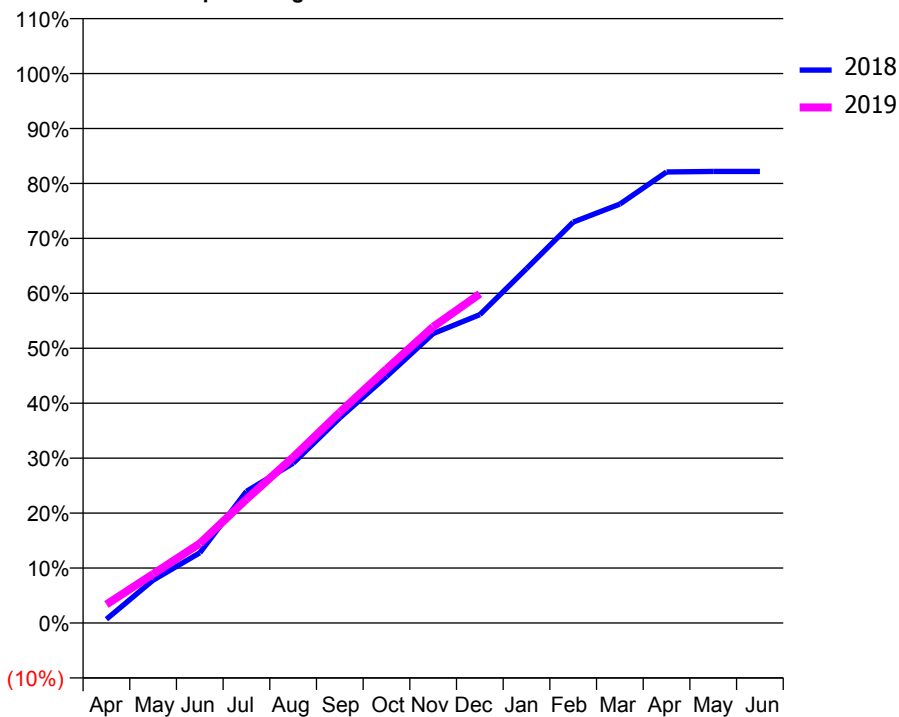
ACCESS*

Patients seen in 24 months	Total	Change since previous quarter
Quarter ending December 2017	635	
Quarter ending March 2018	610	↓
Quarter ending June 2018	594	↓
Quarter ending September 2018	577	↓
Quarter ending December 2018	561	↓
Variance since December 2017	(11.7%)	↓



ACTIVITY

Cumulative percentage of contracted UDA delivered 2018 & 2019



Adjusted Scheduled Activity (UDA)		
Month	2018	2019
April	9	44
May	102	117
June	167	189
July	313	295
August	380	395
September	488	502
October	587	604
November	689	705
December	734	783
January	844	
February	954	
March	997	
April	1,074	
May	1,075	
June	1,075	

QUALITY

	Quantity	Base Number	Contract	AT	Region	England
% of FP17s for the same patient ID Re-attending within 3 months - Children	30	468	6.4%	11.5%	11.3%	11.8%
% of FP17s for the same patient ID Re-attending within 3 months - Adults	15	141	10.6%	14.8%	15.3%	15.6%
% of FP17s for the same patient ID Re-attending between 3 & 9 months - Children	330	468	70.5%	58.3%	61.1%	58.8%
% of FP17s for the same patient ID Re-attending between 3 & 9 months - Adults	69	141	48.9%	49.3%	52.4%	51.0%
% of FP17s for Band 1 Urgent Courses	28	559	5.0%	9.7%	9.5%	9.0%
% of FP17s Relating to Free Repair or Replacements	0	559	0.0%	0.7%	0.7%	0.8%
% of FP17s Relating to Continuations	0	559	0.0%	0.6%	0.8%	0.9%
% of Patients satisfied with the dentistry they have received	1	1	N/A	94.1%	93.1%	93.2%
% of Patients satisfied with the time they had to wait for an appointment	1	1	N/A	87.3%	87.8%	88.3%

* This is based on patients treated on this contract for their most recent course of treatment. Figures in italics indicate the base number of FP17s or Patient Questionnaire responses are less than 100. N/A is shown where the base number of responses is less than 10 during the period. % is calculated as Quantity/Base number*100

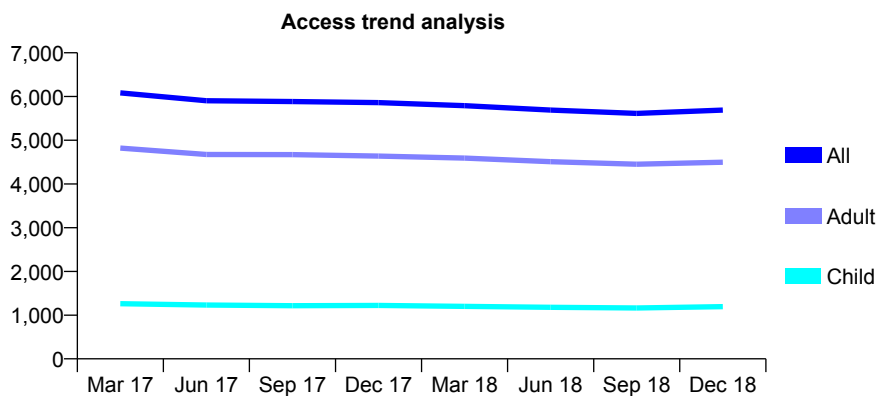
Q69 - Vital Signs At a Glance Contract Report for 189855/0001 - December 2018

Name or company name	Halford House Dental Partnership
Contract type name	GDS Contract
Purpose of contract	General
Contract start date	14/10/2014
Contract end date	

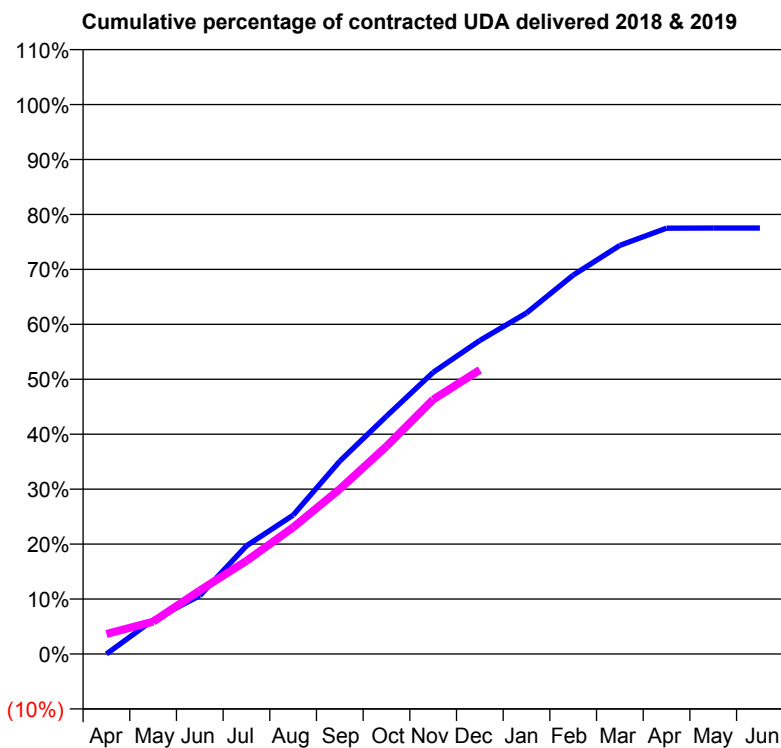
18/19 Contracted general activity (UDA)	19,855
Carry forward general activity (UDA)	0
18/19 Contracted orthodontic activity (UOA)	0
Carry forward orthodontic activity (UOA)	0
Baseline contract value	£443,342.32

ACCESS*

Patients seen in 24 months	Total	Change since previous quarter
Quarter ending December 2017	5,861	
Quarter ending March 2018	5,792	↓
Quarter ending June 2018	5,689	↓
Quarter ending September 2018	5,615	↓
Quarter ending December 2018	5,690	→
Variance since December 2017	(2.9%)	↓



ACTIVITY



Month	Adjusted Scheduled Activity (UDA)	
	2018	2019
April	0	727
May	1,231	1,166
June	2,110	2,297
July	3,910	3,368
August	5,017	4,576
September	6,971	5,963
October	8,596	7,503
November	10,177	9,193
December	11,332	10,265
January	12,324	
February	13,689	
March	14,767	
April	15,388	
May	15,391	
June	15,391	

QUALITY

	Quantity	Base Number	Contract	AT	Region	England
% of FP17s for the same patient ID Re-attending within 3 months - Children	79	1,312	6.0%	11.5%	11.3%	11.8%
% of FP17s for the same patient ID Re-attending within 3 months - Adults	671	4,921	13.6%	14.8%	15.3%	15.6%
% of FP17s for the same patient ID Re-attending between 3 & 9 months - Children	878	1,312	66.9%	58.3%	61.1%	58.8%
% of FP17s for the same patient ID Re-attending between 3 & 9 months - Adults	3,059	4,921	62.2%	49.3%	52.4%	51.0%
% of FP17s for Band 1 Urgent Courses	464	5,853	7.9%	9.7%	9.5%	9.0%
% of FP17s Relating to Free Repair or Replacements	97	5,853	1.7%	0.7%	0.7%	0.8%
% of FP17s Relating to Continuations	115	5,853	2.0%	0.6%	0.8%	0.9%
% of Patients satisfied with the dentistry they have received	4	4	N/A	94.1%	93.1%	93.2%
% of Patients satisfied with the time they had to wait for an appointment	4	4	N/A	87.3%	87.8%	88.3%

* This is based on patients treated on this contract for their most recent course of treatment. Figures in italics indicate the base number of FP17s or Patient Questionnaire responses are less than 100. N/A is shown where the base number of responses is less than 10 during the period. % is calculated as Quantity/Base number*100

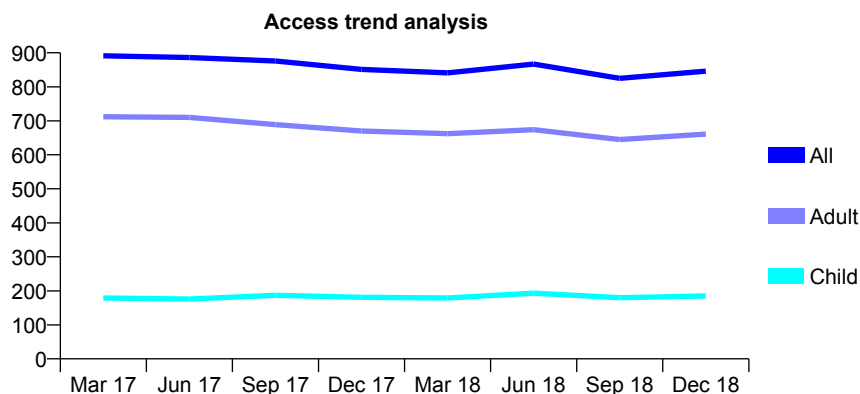
Q69 - Vital Signs At a Glance Contract Report for 190764/0001 - December 2018

Name or company name	The Dental Practice
Contract type name	GDS Contract
Purpose of contract	General
Contract start date	01/08/2012
Contract end date	

18/19 Contracted general activity (UDA)	4,946
Carry forward general activity (UDA)	0
18/19 Contracted orthodontic activity (UOA)	0
Carry forward orthodontic activity (UOA)	0
Baseline contract value	£121,134.34

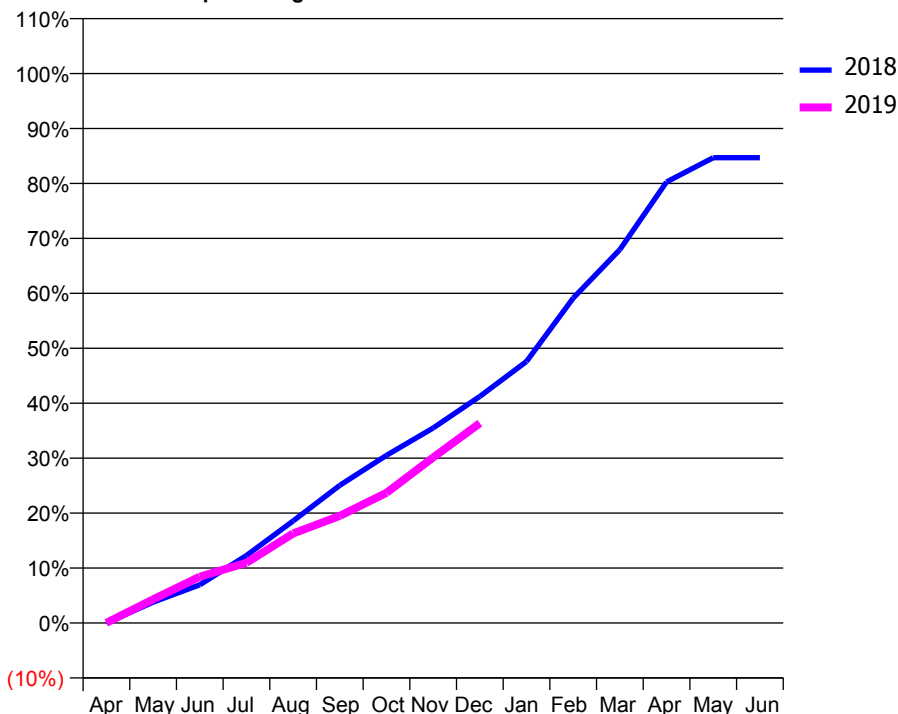
ACCESS*

Patients seen in 24 months	Total	Change since previous quarter
Quarter ending December 2017	851	
Quarter ending March 2018	841	↓
Quarter ending June 2018	867	↑
Quarter ending September 2018	825	↓
Quarter ending December 2018	846	↑
Variance since December 2017	(0.6%)	→



ACTIVITY

Cumulative percentage of contracted UDA delivered 2018 & 2019



Month	Adjusted Scheduled Activity (UDA)	
	2018	2019
April	0	2
May	187	213
June	344	417
July	608	542
August	919	805
September	1,239	964
October	1,509	1,172
November	1,755	1,490
December	2,040	1,799
January	2,354	
February	2,925	
March	3,361	
April	3,970	
May	4,188	
June	4,188	

QUALITY

	Quantity	Base Number	Contract	AT	Region	England
% of FP17s for the same patient ID Re-attending within 3 months - Children	15	150	10.0%	11.5%	11.3%	11.8%
% of FP17s for the same patient ID Re-attending within 3 months - Adults	118	572	20.6%	14.8%	15.3%	15.6%
% of FP17s for the same patient ID Re-attending between 3 & 9 months - Children	61	150	40.7%	58.3%	61.1%	58.8%
% of FP17s for the same patient ID Re-attending between 3 & 9 months - Adults	185	572	32.3%	49.3%	52.4%	51.0%
% of FP17s for Band 1 Urgent Courses	157	579	27.1%	9.7%	9.5%	9.0%
% of FP17s Relating to Free Repair or Replacements	2	579	0.3%	0.7%	0.7%	0.8%
% of FP17s Relating to Continuations	1	579	0.2%	0.6%	0.8%	0.9%
% of Patients satisfied with the dentistry they have received	1	1	N/A	94.1%	93.1%	93.2%
% of Patients satisfied with the time they had to wait for an appointment	1	1	N/A	87.3%	87.8%	88.3%

* This is based on patients treated on this contract for their most recent course of treatment. Figures in italics indicate the base number of FP17s or Patient Questionnaire responses are less than 100. N/A is shown where the base number of responses is less than 10 during the period. % is calculated as Quantity/Base number*100

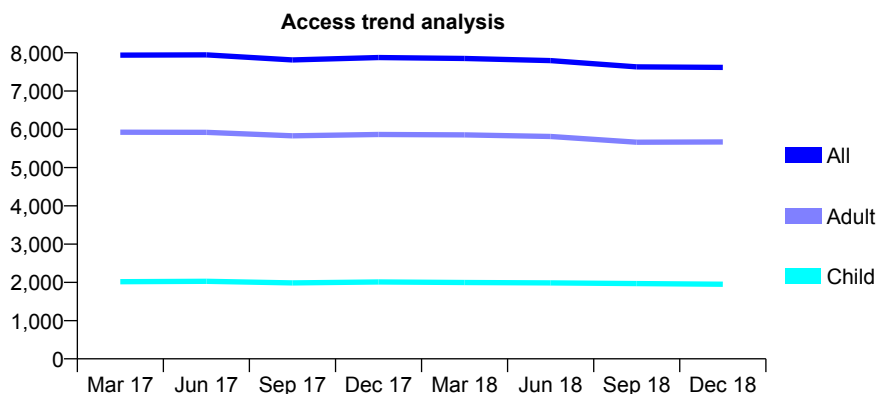
Q69 - Vital Signs At a Glance Contract Report for 193550/0001 - December 2018

Name or company name	Banbury Dental Surgery
Contract type name	GDS Contract
Purpose of contract	General
Contract start date	01/08/2009
Contract end date	

18/19 Contracted general activity (UDA)	22,000
Carry forward general activity (UDA)	0
18/19 Contracted orthodontic activity (UOA)	0
Carry forward orthodontic activity (UOA)	0
Baseline contract value	£502,857.22

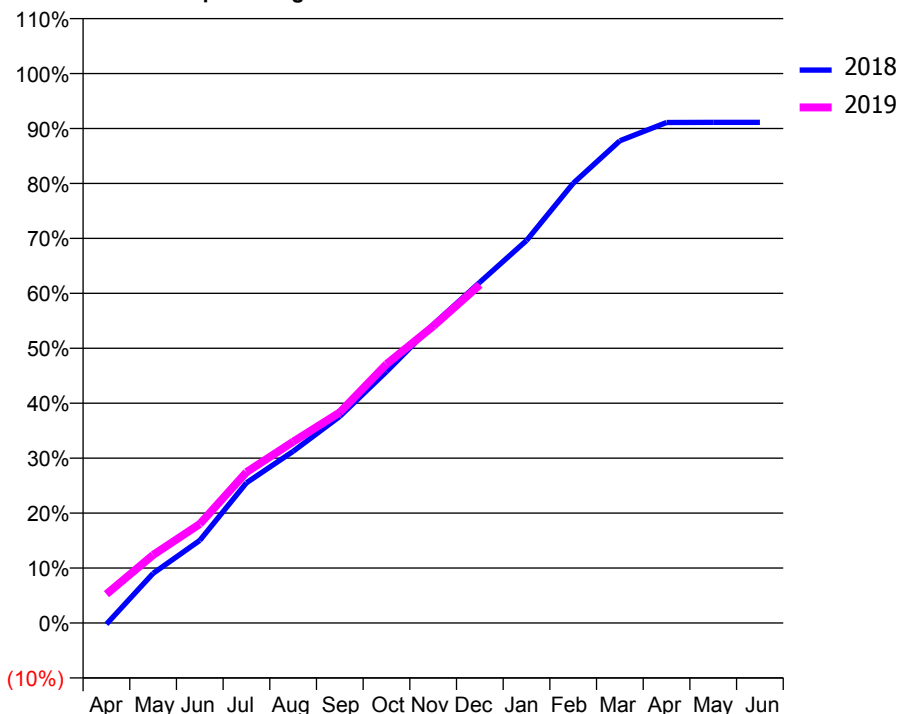
ACCESS*

Patients seen in 24 months	Total	Change since previous quarter
Quarter ending December 2017	7,877	
Quarter ending March 2018	7,851	→
Quarter ending June 2018	7,797	→
Quarter ending September 2018	7,631	↓
Quarter ending December 2018	7,618	→
Variance since December 2017	(3.3%)	↓



ACTIVITY

Cumulative percentage of contracted UDA delivered 2018 & 2019



Month	Adjusted Scheduled Activity (UDA)	
	2018	2019
April	-50	1,155
May	1,991	2,724
June	3,305	3,966
July	5,616	6,041
August	6,875	7,258
September	8,273	8,430
October	10,068	10,367
November	11,948	11,884
December	13,642	13,541
January	15,316	
February	17,606	
March	19,307	
April	20,040	
May	20,042	
June	20,042	

QUALITY

	Quantity	Base Number	Contract	AT	Region	England
% of FP17s for the same patient ID Re-attending within 3 months - Children	139	2,077	6.7%	11.5%	11.3%	11.8%
% of FP17s for the same patient ID Re-attending within 3 months - Adults	716	5,520	13.0%	14.8%	15.3%	15.6%
% of FP17s for the same patient ID Re-attending between 3 & 9 months - Children	1,298	2,077	62.5%	58.3%	61.1%	58.8%
% of FP17s for the same patient ID Re-attending between 3 & 9 months - Adults	3,077	5,520	55.7%	49.3%	52.4%	51.0%
% of FP17s for Band 1 Urgent Courses	586	7,192	8.1%	9.7%	9.5%	9.0%
% of FP17s Relating to Free Repair or Replacements	59	7,192	0.8%	0.7%	0.7%	0.8%
% of FP17s Relating to Continuations	24	7,192	0.3%	0.6%	0.8%	0.9%
% of Patients satisfied with the dentistry they have received	5	5	N/A	94.1%	93.1%	93.2%
% of Patients satisfied with the time they had to wait for an appointment	5	5	N/A	87.3%	87.8%	88.3%

* This is based on patients treated on this contract for their most recent course of treatment. Figures in italics indicate the base number of FP17s or Patient Questionnaire responses are less than 100. N/A is shown where the base number of responses is less than 10 during the period. % is calculated as Quantity/Base number*100

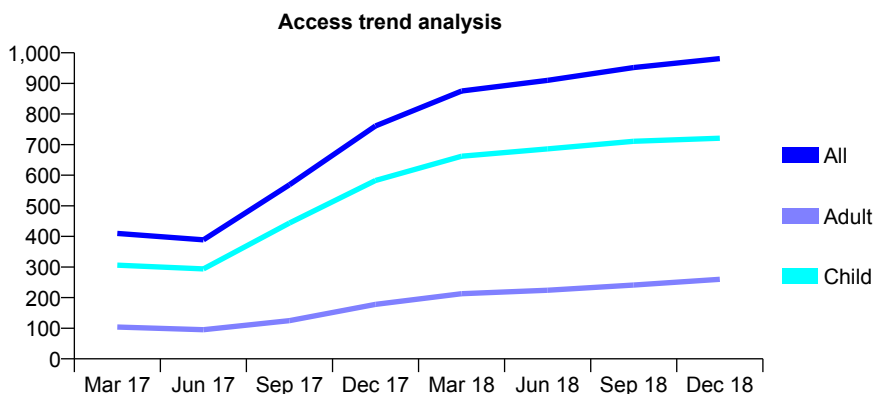
Q69 - Vital Signs At a Glance Contract Report for 195057/0001 - December 2018

Name or company name	AM Dentalcare
Contract type name	GDS Contract
Purpose of contract	General
Contract start date	01/09/2011
Contract end date	

18/19 Contracted general activity (UDA)	2,712
Carry forward general activity (UDA)	-61
18/19 Contracted orthodontic activity (UOA)	0
Carry forward orthodontic activity (UOA)	0
Baseline contract value	£65,983.75

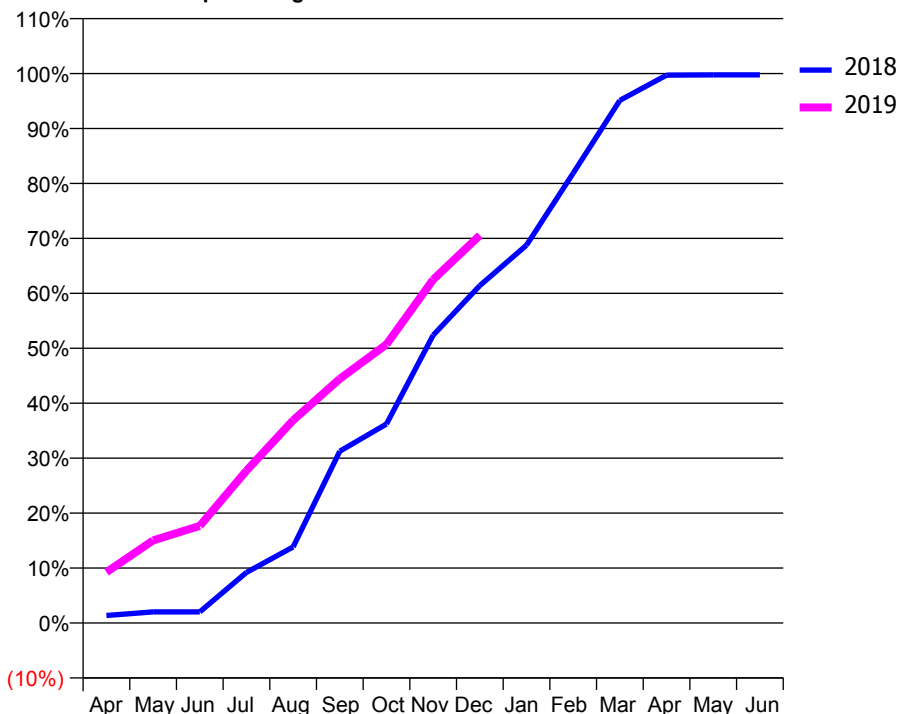
ACCESS*

Patients seen in 24 months	Total	Change since previous quarter
Quarter ending December 2017	761	
Quarter ending March 2018	875	↑
Quarter ending June 2018	910	↑
Quarter ending September 2018	952	↑
Quarter ending December 2018	981	↑
Variance since December 2017	28.9%	↑



ACTIVITY

Cumulative percentage of contracted UDA delivered 2018 & 2019



Month	Adjusted Scheduled Activity (UDA)	
	2018	2019
April	33	251
May	49	408
June	49	479
July	224	752
August	336	1,001
September	759	1,205
October	879	1,375
November	1,271	1,695
December	1,490	1,913
January	1,669	
February	1,987	
March	2,308	
April	2,420	
May	2,421	
June	2,421	

QUALITY

	Quantity	Base Number	Contract	AT	Region	England
% of FP17s for the same patient ID Re-attending within 3 months - Children	31	740	4.2%	11.5%	11.3%	11.8%
% of FP17s for the same patient ID Re-attending within 3 months - Adults	53	245	21.6%	14.8%	15.3%	15.6%
% of FP17s for the same patient ID Re-attending between 3 & 9 months - Children	437	740	59.1%	58.3%	61.1%	58.8%
% of FP17s for the same patient ID Re-attending between 3 & 9 months - Adults	108	245	44.1%	49.3%	52.4%	51.0%
% of FP17s for Band 1 Urgent Courses	62	924	6.7%	9.7%	9.5%	9.0%
% of FP17s Relating to Free Repair or Replacements	2	924	0.2%	0.7%	0.7%	0.8%
% of FP17s Relating to Continuations	13	924	1.4%	0.6%	0.8%	0.9%
% of Patients satisfied with the dentistry they have received	0	0	N/A	94.1%	93.1%	93.2%
% of Patients satisfied with the time they had to wait for an appointment	0	0	N/A	87.3%	87.8%	88.3%

* This is based on patients treated on this contract for their most recent course of treatment. Figures in italics indicate the base number of FP17s or Patient Questionnaire responses are less than 100. N/A is shown where the base number of responses is less than 10 during the period. % is calculated as Quantity/Base number*100

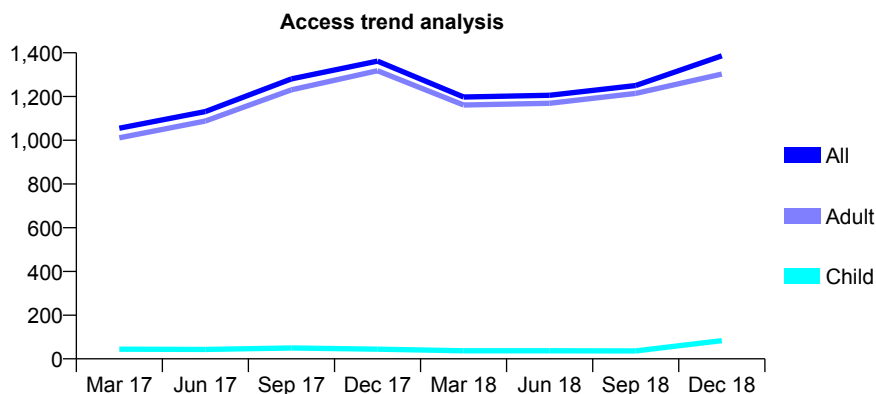
Q69 - Vital Signs At a Glance Contract Report for 195472/0001 - December 2018

Name or company name	DA CLINICS LTD
Contract type name	GDS Contract
Purpose of contract	General
Contract start date	01/04/2008
Contract end date	

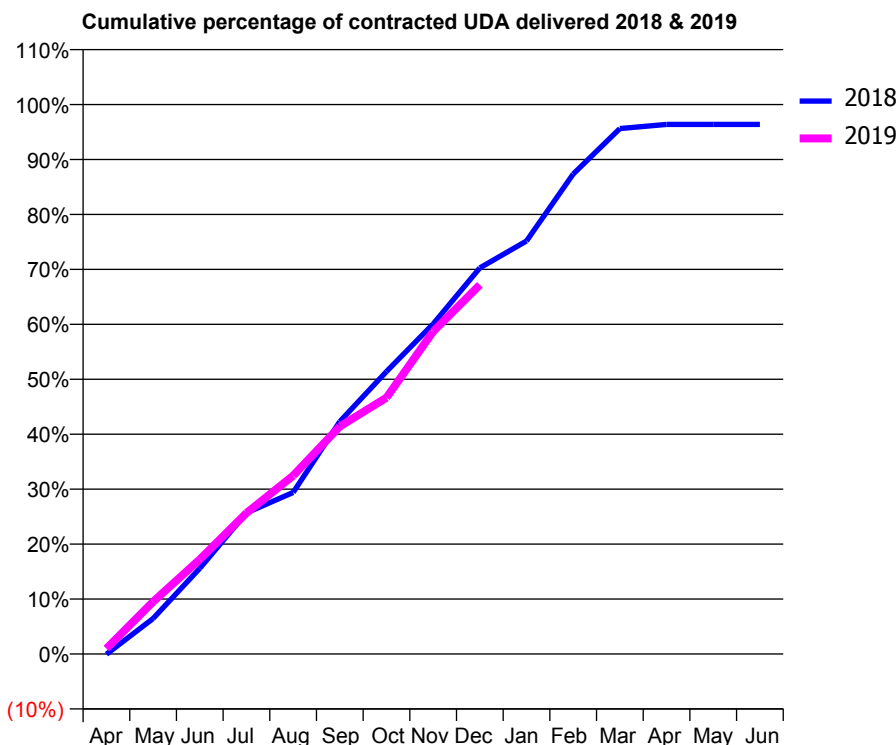
18/19 Contracted general activity (UDA)	5,053
Carry forward general activity (UDA)	183
18/19 Contracted orthodontic activity (UOA)	0
Carry forward orthodontic activity (UOA)	0
Baseline contract value	£105,565.71

ACCESS*

Patients seen in 24 months	Total	Change since previous quarter
Quarter ending December 2017	1,362	
Quarter ending March 2018	1,198	↓
Quarter ending June 2018	1,206	→
Quarter ending September 2018	1,250	↑
Quarter ending December 2018	1,386	↑
Variance since December 2017	1.8%	→



ACTIVITY



Month	Adjusted Scheduled Activity (UDA)	
	2018	2019
April	-4	50
May	326	481
June	788	870
July	1,298	1,297
August	1,486	1,641
September	2,137	2,093
October	2,597	2,357
November	3,036	2,965
December	3,551	3,394
January	3,799	
February	4,414	
March	4,832	
April	4,870	
May	4,870	
June	4,870	

QUALITY

	Quantity	Base Number	Contract	AT	Region	England
% of FP17s for the same patient ID Re-attending within 3 months - Children	2	96	2.1%	11.5%	11.3%	11.8%
% of FP17s for the same patient ID Re-attending within 3 months - Adults	203	1,826	11.1%	14.8%	15.3%	15.6%
% of FP17s for the same patient ID Re-attending between 3 & 9 months - Children	13	96	13.5%	58.3%	61.1%	58.8%
% of FP17s for the same patient ID Re-attending between 3 & 9 months - Adults	1,211	1,826	66.3%	49.3%	52.4%	51.0%
% of FP17s for Band 1 Urgent Courses	102	1,914	5.3%	9.7%	9.5%	9.0%
% of FP17s Relating to Free Repair or Replacements	14	1,914	0.7%	0.7%	0.7%	0.8%
% of FP17s Relating to Continuations	41	1,914	2.1%	0.6%	0.8%	0.9%
% of Patients satisfied with the dentistry they have received	0	0	N/A	94.1%	93.1%	93.2%
% of Patients satisfied with the time they had to wait for an appointment	0	0	N/A	87.3%	87.8%	88.3%

* This is based on patients treated on this contract for their most recent course of treatment. Figures in italics indicate the base number of FP17s or Patient Questionnaire responses are less than 100. N/A is shown where the base number of responses is less than 10 during the period. % is calculated as Quantity/Base number*100

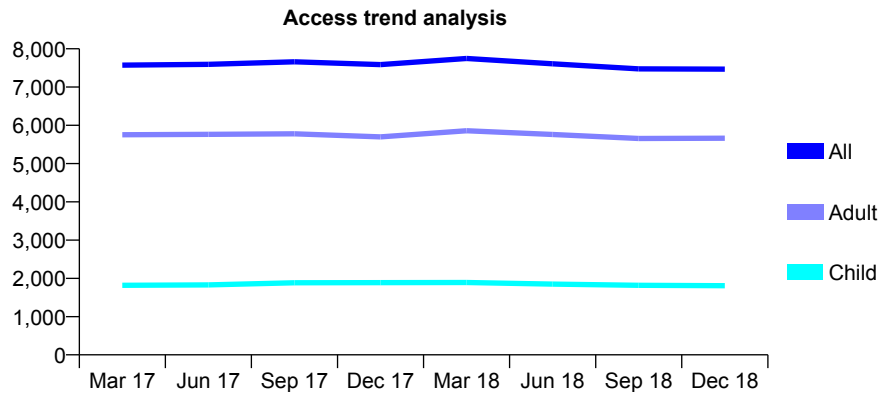
Q69 - Vital Signs At a Glance Contract Report for 195472/0002 - December 2018

Name or company name	DA CLINICS LTD
Contract type name	GDS Contract
Purpose of contract	General
Contract start date	01/04/2008
Contract end date	

18/19 Contracted general activity (UDA)	22,660
Carry forward general activity (UDA)	621
18/19 Contracted orthodontic activity (UOA)	0
Carry forward orthodontic activity (UOA)	0
Baseline contract value	£560,140.90

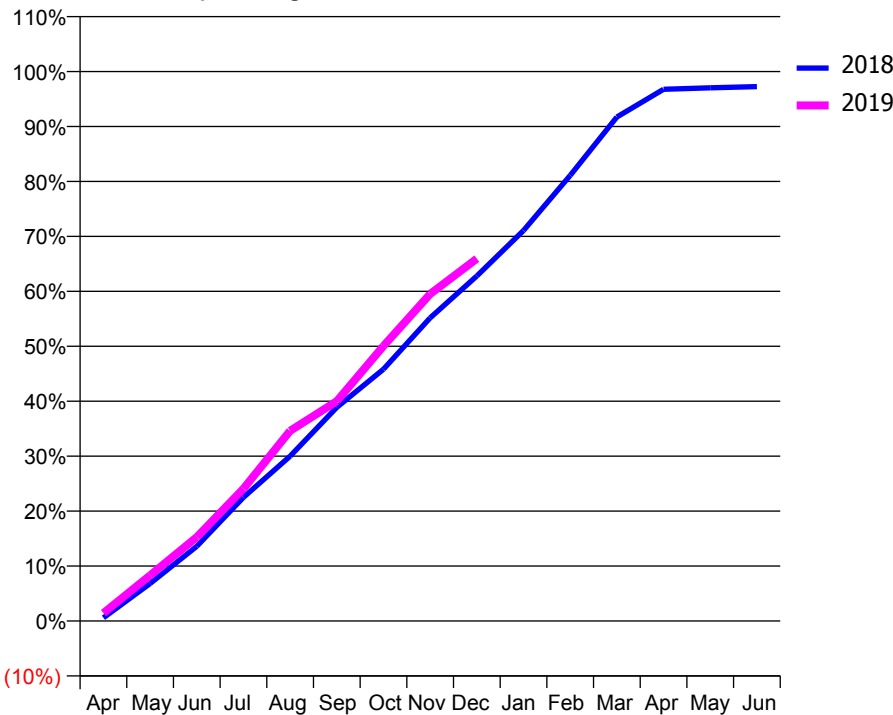
ACCESS*

Patients seen in 24 months	Total	Change since previous quarter
Quarter ending December 2017	7,588	
Quarter ending March 2018	7,748	↑
Quarter ending June 2018	7,609	↓
Quarter ending September 2018	7,475	↓
Quarter ending December 2018	7,469	→
Variance since December 2017	(1.6%)	↓



ACTIVITY

Cumulative percentage of contracted UDA delivered 2018 & 2019



Month	Adjusted Scheduled Activity (UDA)	
	2018	2019
April	135	326
May	1,549	1,881
June	3,080	3,459
July	5,098	5,455
August	6,797	7,844
September	8,811	9,066
October	10,385	11,341
November	12,499	13,487
December	14,230	14,941
January	16,105	
February	18,375	
March	20,781	
April	21,929	
May	21,986	
June	22,038	

QUALITY

	Quantity	Base Number	Contract	AT	Region	England
% of FP17s for the same patient ID Re-attending within 3 months - Children	94	2,183	4.3%	11.5%	11.3%	11.8%
% of FP17s for the same patient ID Re-attending within 3 months - Adults	848	6,943	12.2%	14.8%	15.3%	15.6%
% of FP17s for the same patient ID Re-attending between 3 & 9 months - Children	1,537	2,183	70.4%	58.3%	61.1%	58.8%
% of FP17s for the same patient ID Re-attending between 3 & 9 months - Adults	4,753	6,943	68.5%	49.3%	52.4%	51.0%
% of FP17s for Band 1 Urgent Courses	390	8,540	4.6%	9.7%	9.5%	9.0%
% of FP17s Relating to Free Repair or Replacements	54	8,540	0.6%	0.7%	0.7%	0.8%
% of FP17s Relating to Continuations	70	8,540	0.8%	0.6%	0.8%	0.9%
% of Patients satisfied with the dentistry they have received	5	5	N/A	94.1%	93.1%	93.2%
% of Patients satisfied with the time they had to wait for an appointment	5	5	N/A	87.3%	87.8%	88.3%

* This is based on patients treated on this contract for their most recent course of treatment. Figures in italics indicate the base number of FP17s or Patient Questionnaire responses are less than 100. N/A is shown where the base number of responses is less than 10 during the period. % is calculated as Quantity/Base number*100

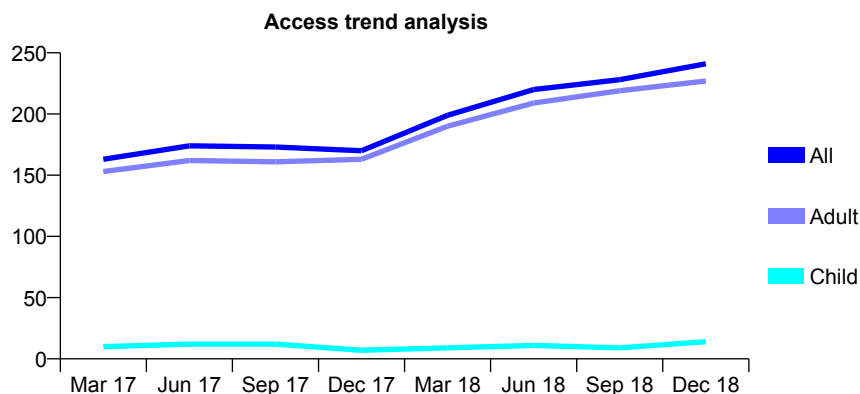
Q69 - Vital Signs At a Glance Contract Report for 195472/0003 - December 2018

Name or company name	DA CLINICS LTD
Contract type name	PDS Contract
Purpose of contract	General
Contract start date	01/04/2008
Contract end date	31/03/2019

18/19 Contracted general activity (UDA)	1,204
Carry forward general activity (UDA)	0
18/19 Contracted orthodontic activity (UOA)	0
Carry forward orthodontic activity (UOA)	0
Baseline contract value	£54,431.61

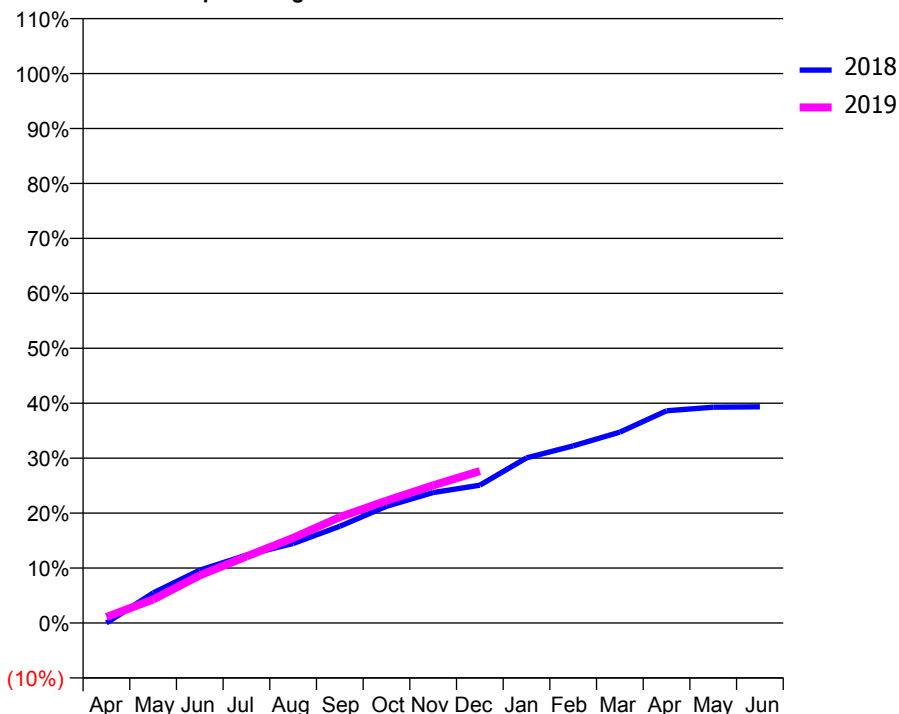
ACCESS*

Patients seen in 24 months	Total	Change since previous quarter
Quarter ending December 2017	170	
Quarter ending March 2018	199	↑
Quarter ending June 2018	220	↑
Quarter ending September 2018	228	↑
Quarter ending December 2018	241	↑
Variance since December 2017	41.8%	↑



ACTIVITY

Cumulative percentage of contracted UDA delivered 2018 & 2019



Month	Adjusted Scheduled Activity (UDA)	
	2018	2019
April	0	13
May	66	52
June	116	104
July	149	146
August	174	187
September	212	232
October	256	268
November	286	302
December	302	333
January	362	
February	388	
March	418	
April	465	
May	473	
June	474	

QUALITY

	Quantity	Base Number	Contract	AT	Region	England
% of FP17s for the same patient ID Re-attending within 3 months - Children	0	29	0.0%	11.5%	11.3%	11.8%
% of FP17s for the same patient ID Re-attending within 3 months - Adults	1	268	0.4%	14.8%	15.3%	15.6%
% of FP17s for the same patient ID Re-attending between 3 & 9 months - Children	0	29	0.0%	58.3%	61.1%	58.8%
% of FP17s for the same patient ID Re-attending between 3 & 9 months - Adults	1	268	0.4%	49.3%	52.4%	51.0%
% of FP17s for Band 1 Urgent Courses	230	253	90.9%	9.7%	9.5%	9.0%
% of FP17s Relating to Free Repair or Replacements	0	253	0.0%	0.7%	0.7%	0.8%
% of FP17s Relating to Continuations	0	253	0.0%	0.6%	0.8%	0.9%
% of Patients satisfied with the dentistry they have received	0	0	N/A	94.1%	93.1%	93.2%
% of Patients satisfied with the time they had to wait for an appointment	0	0	N/A	87.3%	87.8%	88.3%

* This is based on patients treated on this contract for their most recent course of treatment. Figures in italics indicate the base number of FP17s or Patient Questionnaire responses are less than 100. N/A is shown where the base number of responses is less than 10 during the period. % is calculated as Quantity/Base number*100

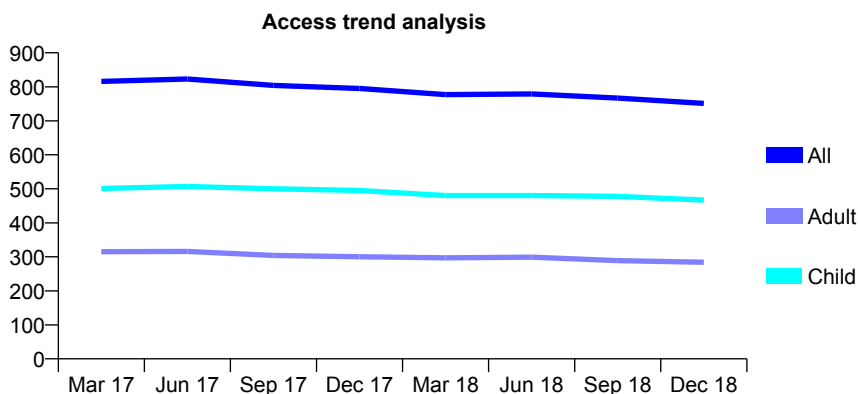
Q69 - Vital Signs At a Glance Contract Report for 195537/0001 - December 2018

Name or company name	Charlbury Dental Practice
Contract type name	GDS Contract
Purpose of contract	General
Contract start date	01/09/2012
Contract end date	

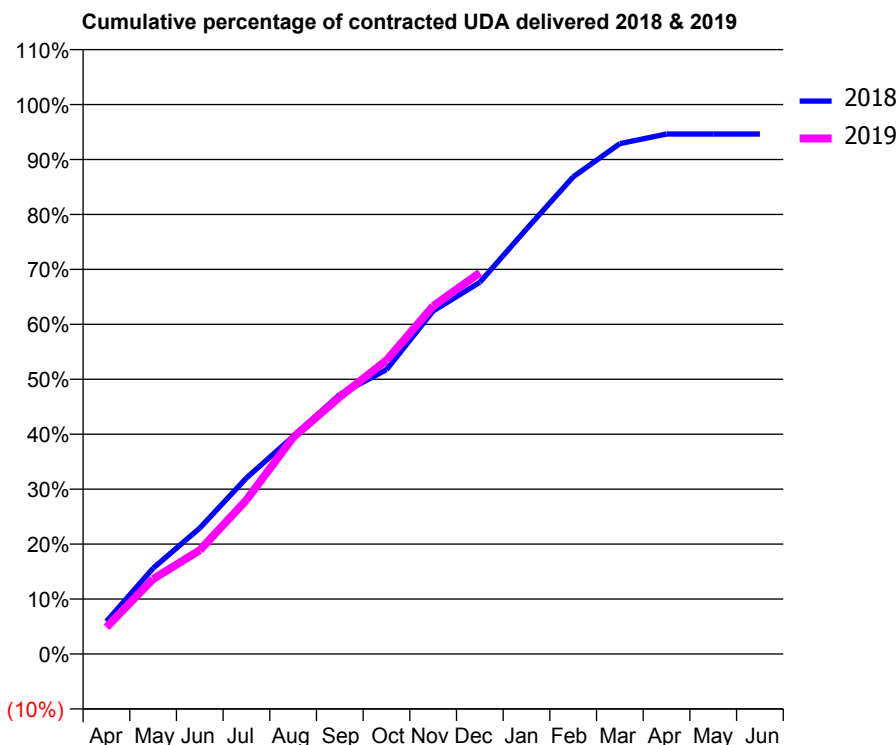
18/19 Contracted general activity (UDA)	2,183
Carry forward general activity (UDA)	0
18/19 Contracted orthodontic activity (UOA)	0
Carry forward orthodontic activity (UOA)	0
Baseline contract value	£49,562.24

ACCESS*

Patients seen in 24 months	Total	Change since previous quarter
Quarter ending December 2017	795	
Quarter ending March 2018	777	↓
Quarter ending June 2018	779	→
Quarter ending September 2018	767	↓
Quarter ending December 2018	751	↓
Variance since December 2017	(5.5%)	↓



ACTIVITY



Month	Adjusted Scheduled Activity (UDA)	
	2018	2019
April	129	106
May	341	298
June	500	413
July	699	612
August	864	861
September	1,031	1,022
October	1,130	1,167
November	1,363	1,382
December	1,477	1,515
January	1,688	
February	1,896	
March	2,027	
April	2,066	
May	2,066	
June	2,066	

QUALITY

	Quantity	Base Number	Contract	AT	Region	England
% of FP17s for the same patient ID Re-attending within 3 months - Children	83	671	12.4%	11.5%	11.3%	11.8%
% of FP17s for the same patient ID Re-attending within 3 months - Adults	58	294	19.7%	14.8%	15.3%	15.6%
% of FP17s for the same patient ID Re-attending between 3 & 9 months - Children	486	671	72.4%	58.3%	61.1%	58.8%
% of FP17s for the same patient ID Re-attending between 3 & 9 months - Adults	164	294	55.8%	49.3%	52.4%	51.0%
% of FP17s for Band 1 Urgent Courses	59	935	6.3%	9.7%	9.5%	9.0%
% of FP17s Relating to Free Repair or Replacements	1	935	0.1%	0.7%	0.7%	0.8%
% of FP17s Relating to Continuations	18	935	1.9%	0.6%	0.8%	0.9%
% of Patients satisfied with the dentistry they have received	0	0	N/A	94.1%	93.1%	93.2%
% of Patients satisfied with the time they had to wait for an appointment	0	0	N/A	87.3%	87.8%	88.3%

* This is based on patients treated on this contract for their most recent course of treatment. Figures in italics indicate the base number of FP17s or Patient Questionnaire responses are less than 100. N/A is shown where the base number of responses is less than 10 during the period. % is calculated as Quantity/Base number*100

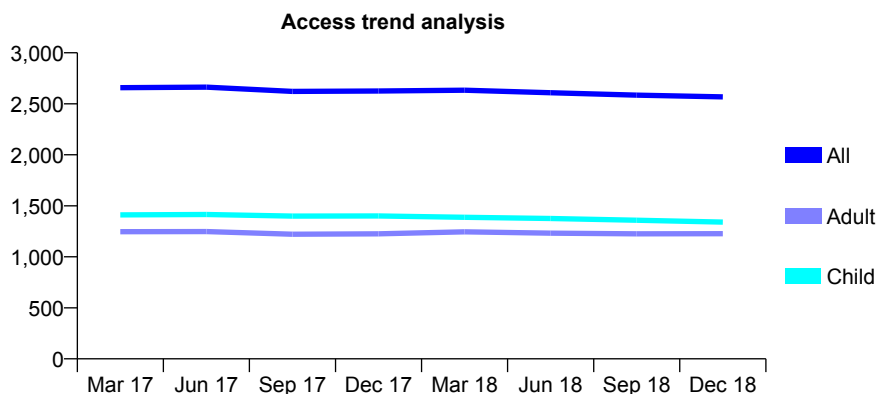
Q69 - Vital Signs At a Glance Contract Report for 197807/0001 - December 2018

Name or company name	Linden Dental Surgery Ltd
Contract type name	GDS Contract
Purpose of contract	General
Contract start date	01/04/2008
Contract end date	

18/19 Contracted general activity (UDA)	5,007
Carry forward general activity (UDA)	-100
18/19 Contracted orthodontic activity (UOA)	0
Carry forward orthodontic activity (UOA)	0
Baseline contract value	£112,051.77

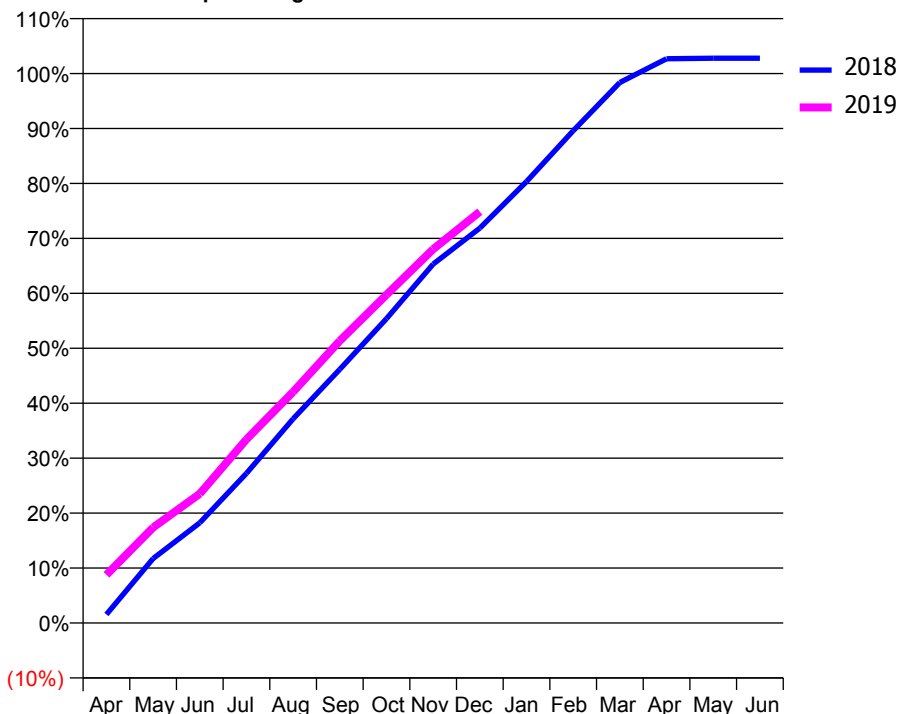
ACCESS*

Patients seen in 24 months	Total	Change since previous quarter
Quarter ending December 2017	2,626	
Quarter ending March 2018	2,633	→
Quarter ending June 2018	2,608	→
Quarter ending September 2018	2,585	→
Quarter ending December 2018	2,568	→
Variance since December 2017	(2.2%)	↓



ACTIVITY

Cumulative percentage of contracted UDA delivered 2018 & 2019



Month	Adjusted Scheduled Activity (UDA)	
	2018	2019
April	78	439
May	587	870
June	913	1,178
July	1,364	1,673
August	1,861	2,106
September	2,312	2,571
October	2,773	2,991
November	3,270	3,406
December	3,598	3,748
January	4,022	
February	4,485	
March	4,925	
April	5,141	
May	5,146	
June	5,146	

QUALITY

	Quantity	Base Number	Contract	AT	Region	England
% of FP17s for the same patient ID Re-attending within 3 months - Children	107	1,433	7.5%	11.5%	11.3%	11.8%
% of FP17s for the same patient ID Re-attending within 3 months - Adults	124	916	13.5%	14.8%	15.3%	15.6%
% of FP17s for the same patient ID Re-attending between 3 & 9 months - Children	750	1,433	52.3%	58.3%	61.1%	58.8%
% of FP17s for the same patient ID Re-attending between 3 & 9 months - Adults	340	916	37.1%	49.3%	52.4%	51.0%
% of FP17s for Band 1 Urgent Courses	166	2,235	7.4%	9.7%	9.5%	9.0%
% of FP17s Relating to Free Repair or Replacements	2	2,235	0.1%	0.7%	0.7%	0.8%
% of FP17s Relating to Continuations	5	2,235	0.2%	0.6%	0.8%	0.9%
% of Patients satisfied with the dentistry they have received	0	0	N/A	94.1%	93.1%	93.2%
% of Patients satisfied with the time they had to wait for an appointment	0	0	N/A	87.3%	87.8%	88.3%

* This is based on patients treated on this contract for their most recent course of treatment. Figures in italics indicate the base number of FP17s or Patient Questionnaire responses are less than 100. N/A is shown where the base number of responses is less than 10 during the period. % is calculated as Quantity/Base number*100

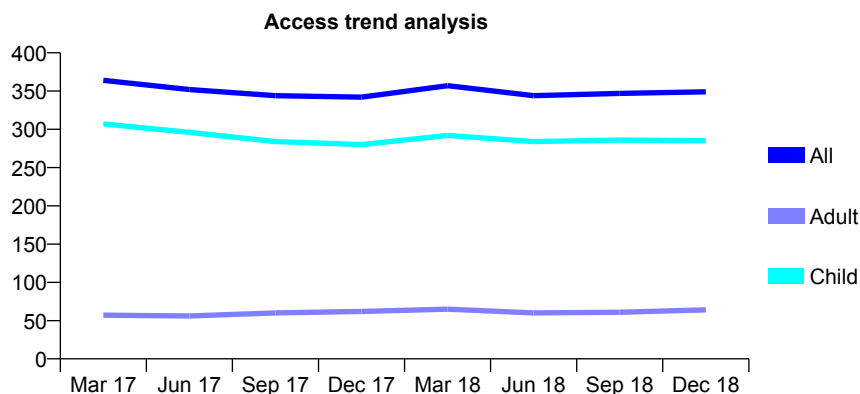
Q69 - Vital Signs At a Glance Contract Report for 198161/0001 - December 2018

Name or company name	Babber,Khabra and Frankel
Contract type name	GDS Contract
Purpose of contract	General
Contract start date	01/05/2012
Contract end date	

18/19 Contracted general activity (UDA)	870
Carry forward general activity (UDA)	20
18/19 Contracted orthodontic activity (UOA)	0
Carry forward orthodontic activity (UOA)	0
Baseline contract value	£21,574.11

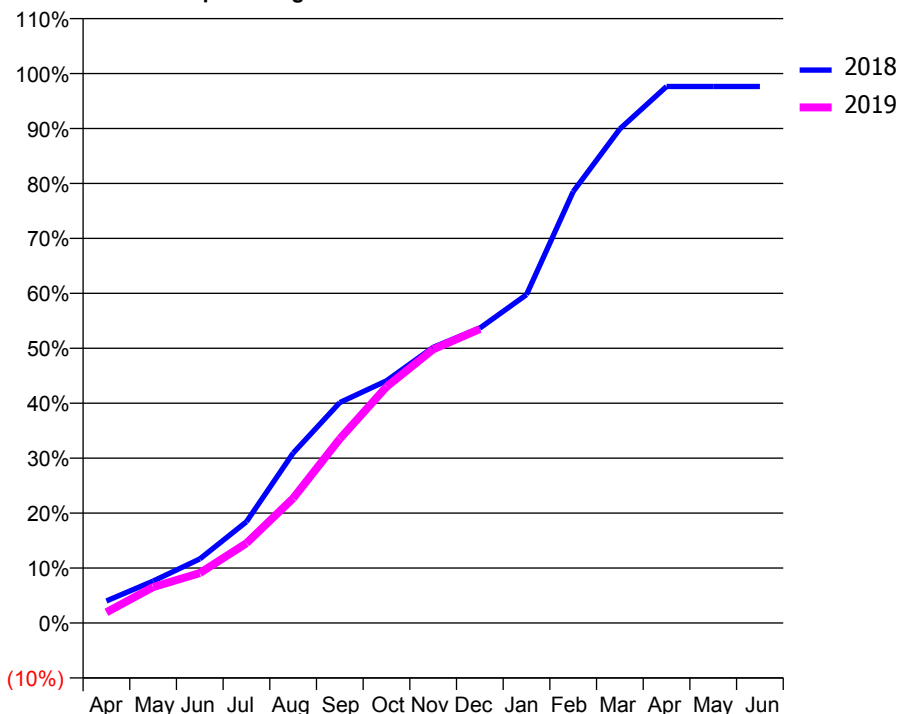
ACCESS*

Patients seen in 24 months	Total	Change since previous quarter
Quarter ending December 2017	342	
Quarter ending March 2018	357	↑
Quarter ending June 2018	344	↓
Quarter ending September 2018	347	→
Quarter ending December 2018	349	→
Variance since December 2017	2.0%	↑



ACTIVITY

Cumulative percentage of contracted UDA delivered 2018 & 2019



Month	Adjusted Scheduled Activity (UDA)	
	2018	2019
April	35	17
May	66	57
June	101	79
July	160	126
August	269	198
September	349	292
October	384	374
November	437	433
December	467	465
January	520	
February	683	
March	782	
April	849	
May	849	
June	849	

QUALITY

	Quantity	Base Number	Contract	AT	Region	England
% of FP17s for the same patient ID Re-attending within 3 months - Children	19	271	7.0%	11.5%	11.3%	11.8%
% of FP17s for the same patient ID Re-attending within 3 months - Adults	0	34	0.0%	14.8%	15.3%	15.6%
% of FP17s for the same patient ID Re-attending between 3 & 9 months - Children	153	271	56.5%	58.3%	61.1%	58.8%
% of FP17s for the same patient ID Re-attending between 3 & 9 months - Adults	14	34	41.2%	49.3%	52.4%	51.0%
% of FP17s for Band 1 Urgent Courses	7	276	2.5%	9.7%	9.5%	9.0%
% of FP17s Relating to Free Repair or Replacements	0	276	0.0%	0.7%	0.7%	0.8%
% of FP17s Relating to Continuations	0	276	0.0%	0.6%	0.8%	0.9%
% of Patients satisfied with the dentistry they have received	0	0	N/A	94.1%	93.1%	93.2%
% of Patients satisfied with the time they had to wait for an appointment	0	0	N/A	87.3%	87.8%	88.3%

* This is based on patients treated on this contract for their most recent course of treatment. Figures in italics indicate the base number of FP17s or Patient Questionnaire responses are less than 100. N/A is shown where the base number of responses is less than 10 during the period. % is calculated as Quantity/Base number*100

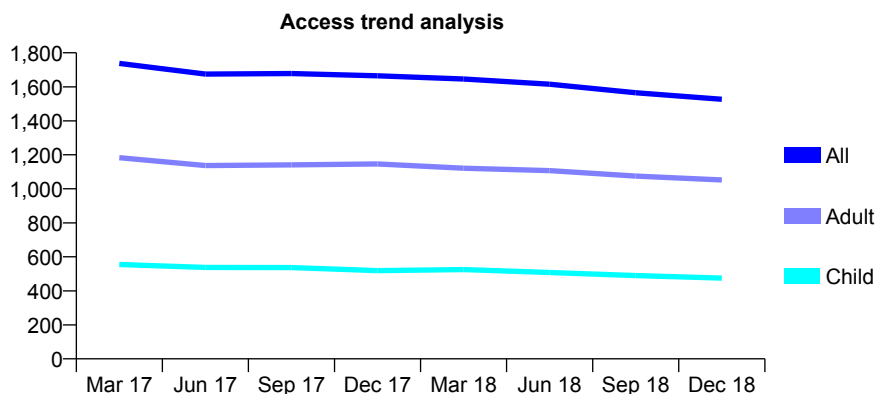
Q69 - Vital Signs At a Glance Contract Report for 198277/0001 - December 2018

Name or company name	IMOGEN DENTAL LTD
Contract type name	GDS Contract
Purpose of contract	General
Contract start date	01/09/2013
Contract end date	

18/19 Contracted general activity (UDA)	4,184
Carry forward general activity (UDA)	-1
18/19 Contracted orthodontic activity (UOA)	0
Carry forward orthodontic activity (UOA)	0
Baseline contract value	£105,076.92

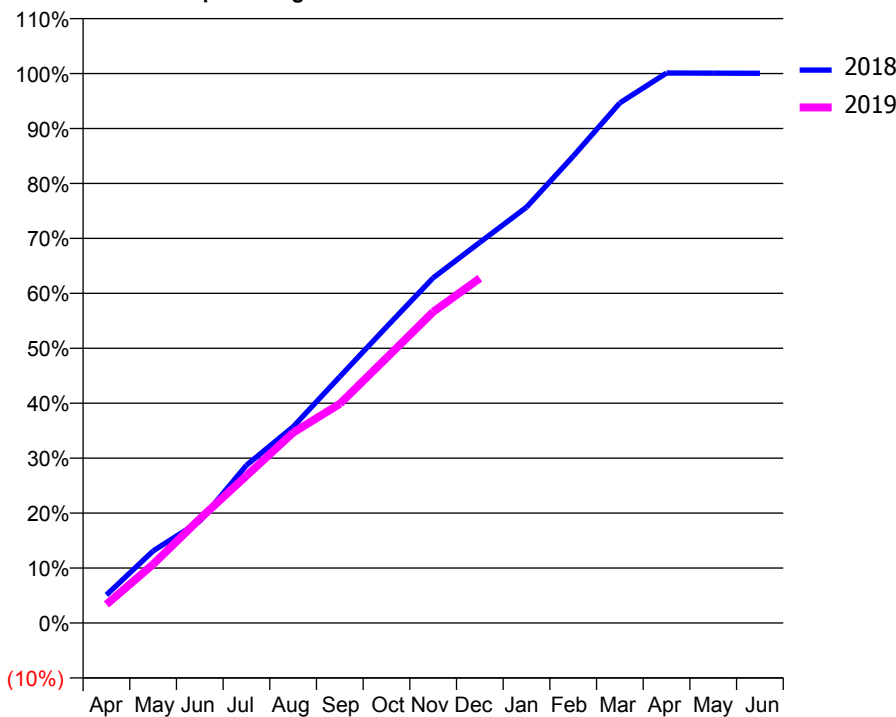
ACCESS*

Patients seen in 24 months	Total	Change since previous quarter
Quarter ending December 2017	1,665	
Quarter ending March 2018	1,646	↓
Quarter ending June 2018	1,615	↓
Quarter ending September 2018	1,565	↓
Quarter ending December 2018	1,527	↓
Variance since December 2017	(8.3%)	↓



ACTIVITY

Cumulative percentage of contracted UDA delivered 2018 & 2019



Month	Adjusted Scheduled Activity (UDA)	
	2018	2019
April	204	141
May	524	447
June	740	794
July	1,147	1,121
August	1,427	1,450
September	1,791	1,668
October	2,152	2,018
November	2,509	2,369
December	2,767	2,625
January	3,023	
February	3,393	
March	3,781	
April	3,998	
May	3,997	
June	3,996	

QUALITY

	Quantity	Base Number	Contract	AT	Region	England
% of FP17s for the same patient ID Re-attending within 3 months - Children	30	616	4.9%	11.5%	11.3%	11.8%
% of FP17s for the same patient ID Re-attending within 3 months - Adults	101	1,062	9.5%	14.8%	15.3%	15.6%
% of FP17s for the same patient ID Re-attending between 3 & 9 months - Children	475	616	77.1%	58.3%	61.1%	58.8%
% of FP17s for the same patient ID Re-attending between 3 & 9 months - Adults	586	1,062	55.2%	49.3%	52.4%	51.0%
% of FP17s for Band 1 Urgent Courses	100	1,575	6.3%	9.7%	9.5%	9.0%
% of FP17s Relating to Free Repair or Replacements	9	1,575	0.6%	0.7%	0.7%	0.8%
% of FP17s Relating to Continuations	5	1,575	0.3%	0.6%	0.8%	0.9%
% of Patients satisfied with the dentistry they have received	1	1	N/A	94.1%	93.1%	93.2%
% of Patients satisfied with the time they had to wait for an appointment	1	1	N/A	87.3%	87.8%	88.3%

* This is based on patients treated on this contract for their most recent course of treatment. Figures in italics indicate the base number of FP17s or Patient Questionnaire responses are less than 100. N/A is shown where the base number of responses is less than 10 during the period. % is calculated as Quantity/Base number*100

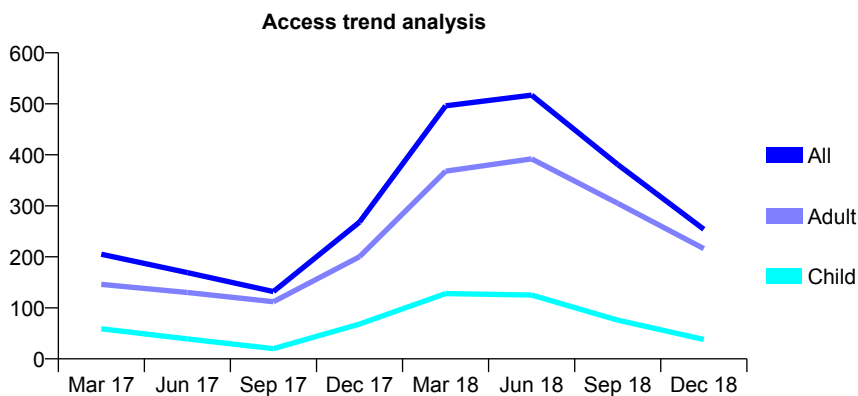
Q69 - Vital Signs At a Glance Contract Report for 198609/0001 - December 2018

Name or company name	Cornhill Dental Centre Practice Partnership
Contract type name	GDS Contract
Purpose of contract	General
Contract start date	23/06/2014
Contract end date	

18/19 Contracted general activity (UDA)	796
Carry forward general activity (UDA)	-15
18/19 Contracted orthodontic activity (UOA)	0
Carry forward orthodontic activity (UOA)	0
Baseline contract value	£16,066.68

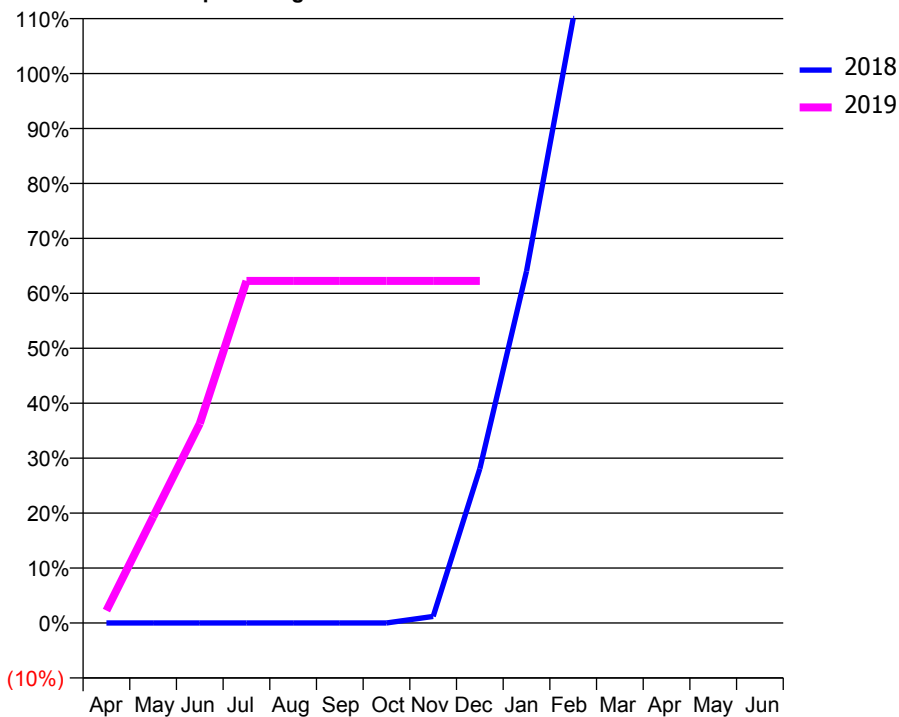
ACCESS*

Patients seen in 24 months	Total	Change since previous quarter
Quarter ending December 2017	268	
Quarter ending March 2018	496	↑
Quarter ending June 2018	517	↑
Quarter ending September 2018	381	↓
Quarter ending December 2018	254	↓
Variance since December 2017	(5.2%)	↓



ACTIVITY

Cumulative percentage of contracted UDA delivered 2018 & 2019



Month	Adjusted Scheduled Activity (UDA)	
	2018	2019
April	0	18
May	0	154
June	0	289
July	0	496
August	0	496
September	0	496
October	0	496
November	10	496
December	224	496
January	510	
February	876	
March	1,016	
April	1,015	
May	1,012	
June	1,011	

QUALITY

	Quantity	Base Number	Contract	AT	Region	England
% of FP17s for the same patient ID Re-attending within 3 months - Children	5	52	9.6%	11.5%	11.3%	11.8%
% of FP17s for the same patient ID Re-attending within 3 months - Adults	5	130	3.8%	14.8%	15.3%	15.6%
% of FP17s for the same patient ID Re-attending between 3 & 9 months - Children	18	52	34.6%	58.3%	61.1%	58.8%
% of FP17s for the same patient ID Re-attending between 3 & 9 months - Adults	24	130	18.5%	49.3%	52.4%	51.0%
% of FP17s for Band 1 Urgent Courses	18	186	9.7%	9.7%	9.5%	9.0%
% of FP17s Relating to Free Repair or Replacements	0	186	0.0%	0.7%	0.7%	0.8%
% of FP17s Relating to Continuations	0	186	0.0%	0.6%	0.8%	0.9%
% of Patients satisfied with the dentistry they have received	0	0	N/A	94.1%	93.1%	93.2%
% of Patients satisfied with the time they had to wait for an appointment	0	0	N/A	87.3%	87.8%	88.3%

* This is based on patients treated on this contract for their most recent course of treatment. Figures in italics indicate the base number of FP17s or Patient Questionnaire responses are less than 100. N/A is shown where the base number of responses is less than 10 during the period. % is calculated as Quantity/Base number*100

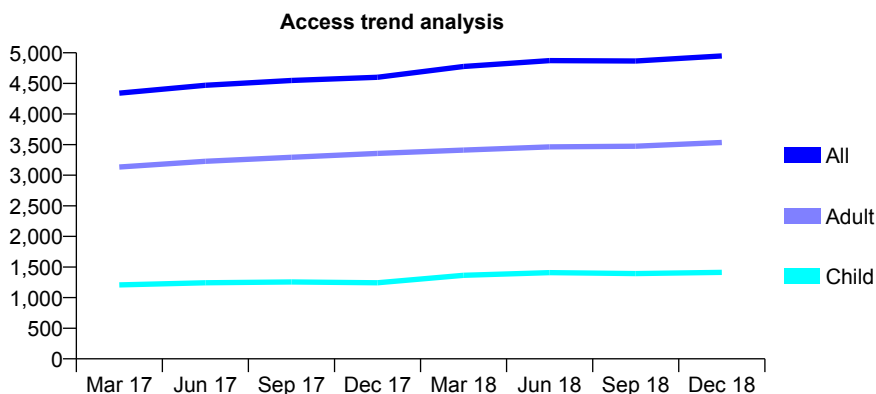
Q69 - Vital Signs At a Glance Contract Report for 198757/0001 - December 2018

Name or company name	Valley DC Ltd
Contract type name	GDS Contract
Purpose of contract	General
Contract start date	01/09/2008
Contract end date	

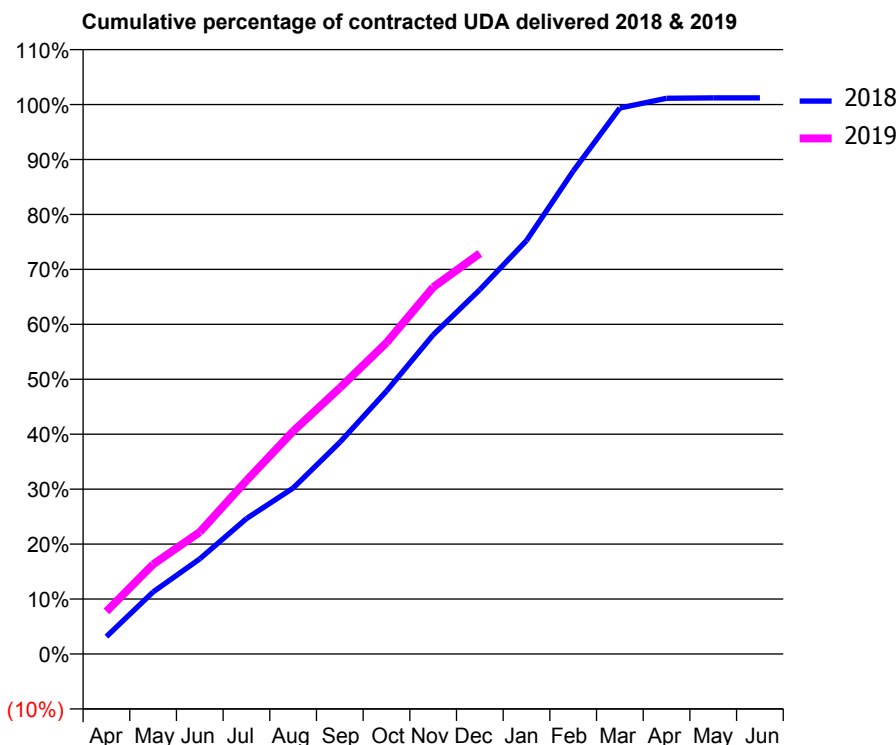
18/19 Contracted general activity (UDA)	16,615
Carry forward general activity (UDA)	-189
18/19 Contracted orthodontic activity (UOA)	0
Carry forward orthodontic activity (UOA)	0
Baseline contract value	£493,168.39

ACCESS*

Patients seen in 24 months	Total	Change since previous quarter
Quarter ending December 2017	4,600	
Quarter ending March 2018	4,776	↑
Quarter ending June 2018	4,872	↑
Quarter ending September 2018	4,866	→
Quarter ending December 2018	4,948	→
Variance since December 2017	7.6%	↑



ACTIVITY



Month	Adjusted Scheduled Activity (UDA)	
	2018	2019
April	502	1,289
May	1,787	2,713
June	2,740	3,687
July	3,899	5,245
August	4,778	6,735
September	6,094	8,046
October	7,571	9,411
November	9,189	11,090
December	10,491	12,115
January	11,906	
February	13,906	
March	15,723	
April	16,001	
May	16,013	
June	16,013	

QUALITY

	Quantity	Base Number	Contract	AT	Region	England
% of FP17s for the same patient ID Re-attending within 3 months - Children	256	1,837	13.9%	11.5%	11.3%	11.8%
% of FP17s for the same patient ID Re-attending within 3 months - Adults	1,118	4,108	27.2%	14.8%	15.3%	15.6%
% of FP17s for the same patient ID Re-attending between 3 & 9 months - Children	1,075	1,837	58.5%	58.3%	61.1%	58.8%
% of FP17s for the same patient ID Re-attending between 3 & 9 months - Adults	1,907	4,108	46.4%	49.3%	52.4%	51.0%
% of FP17s for Band 1 Urgent Courses	425	4,892	8.7%	9.7%	9.5%	9.0%
% of FP17s Relating to Free Repair or Replacements	134	4,892	2.7%	0.7%	0.7%	0.8%
% of FP17s Relating to Continuations	241	4,892	4.9%	0.6%	0.8%	0.9%
% of Patients satisfied with the dentistry they have received	2	2	N/A	94.1%	93.1%	93.2%
% of Patients satisfied with the time they had to wait for an appointment	2	2	N/A	87.3%	87.8%	88.3%

* This is based on patients treated on this contract for their most recent course of treatment. Figures in italics indicate the base number of FP17s or Patient Questionnaire responses are less than 100. N/A is shown where the base number of responses is less than 10 during the period. % is calculated as Quantity/Base number*100

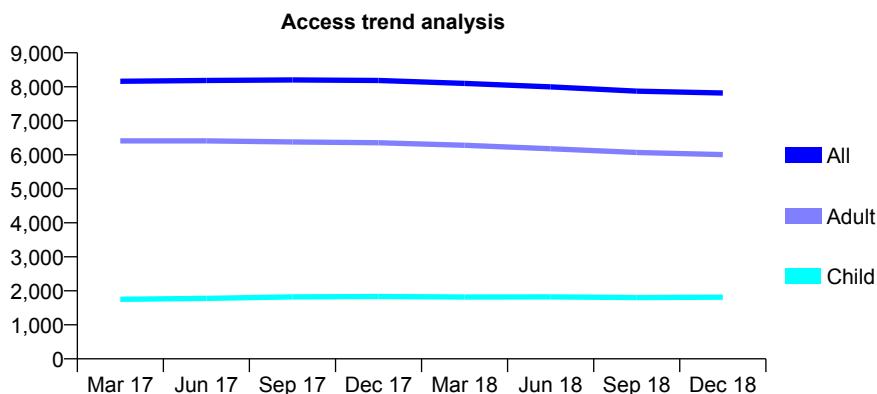
Q69 - Vital Signs At a Glance Contract Report for 199974/0001 - December 2018

Name or company name	Dhami Dental Surgeons Ltd
Contract type name	GDS Contract
Purpose of contract	General
Contract start date	01/10/2007
Contract end date	

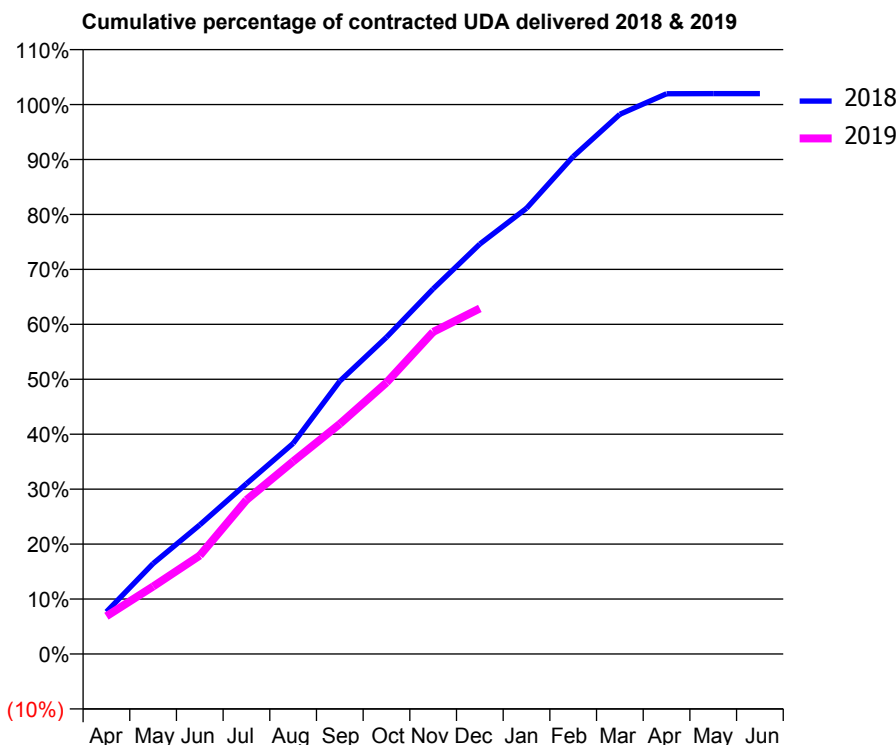
18/19 Contracted general activity (UDA)	19,109
Carry forward general activity (UDA)	-359
18/19 Contracted orthodontic activity (UOA)	0
Carry forward orthodontic activity (UOA)	0
Baseline contract value	£464,296.14

ACCESS*

Patients seen in 24 months	Total	Change since previous quarter
Quarter ending December 2017	8,187	
Quarter ending March 2018	8,099	↓
Quarter ending June 2018	7,999	↓
Quarter ending September 2018	7,872	↓
Quarter ending December 2018	7,818	→
Variance since December 2017	(4.5%)	↓



ACTIVITY



Month	Adjusted Scheduled Activity (UDA)	
	2018	2019
April	1,397	1,313
May	2,996	2,347
June	4,276	3,427
July	5,644	5,358
August	6,975	6,697
September	9,036	8,000
October	10,492	9,441
November	12,092	11,199
December	13,577	12,018
January	14,761	
February	16,474	
March	17,877	
April	18,554	
May	18,559	
June	18,559	

QUALITY

	Quantity	Base Number	Contract	AT	Region	England
% of FP17s for the same patient ID Re-attending within 3 months - Children	85	1,834	4.6%	11.5%	11.3%	11.8%
% of FP17s for the same patient ID Re-attending within 3 months - Adults	606	5,090	11.9%	14.8%	15.3%	15.6%
% of FP17s for the same patient ID Re-attending between 3 & 9 months - Children	1,079	1,834	58.8%	58.3%	61.1%	58.8%
% of FP17s for the same patient ID Re-attending between 3 & 9 months - Adults	2,228	5,090	43.8%	49.3%	52.4%	51.0%
% of FP17s for Band 1 Urgent Courses	767	6,574	11.7%	9.7%	9.5%	9.0%
% of FP17s Relating to Free Repair or Replacements	21	6,574	0.3%	0.7%	0.7%	0.8%
% of FP17s Relating to Continuations	14	6,574	0.2%	0.6%	0.8%	0.9%
% of Patients satisfied with the dentistry they have received	3	3	N/A	94.1%	93.1%	93.2%
% of Patients satisfied with the time they had to wait for an appointment	3	3	N/A	87.3%	87.8%	88.3%

* This is based on patients treated on this contract for their most recent course of treatment. Figures in italics indicate the base number of FP17s or Patient Questionnaire responses are less than 100. N/A is shown where the base number of responses is less than 10 during the period. % is calculated as Quantity/Base number*100

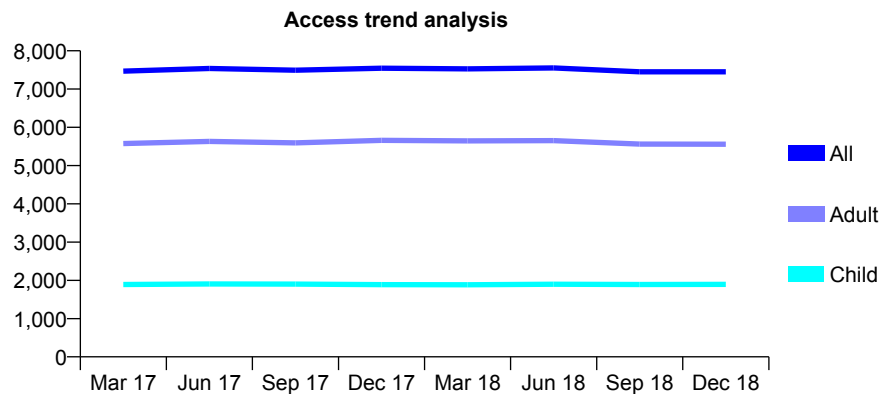
Q69 - Vital Signs At a Glance Contract Report for 210226/0002 - December 2018

Name or company name	MR R RATTAN
Contract type name	GDS Contract
Purpose of contract	General
Contract start date	01/04/2006
Contract end date	

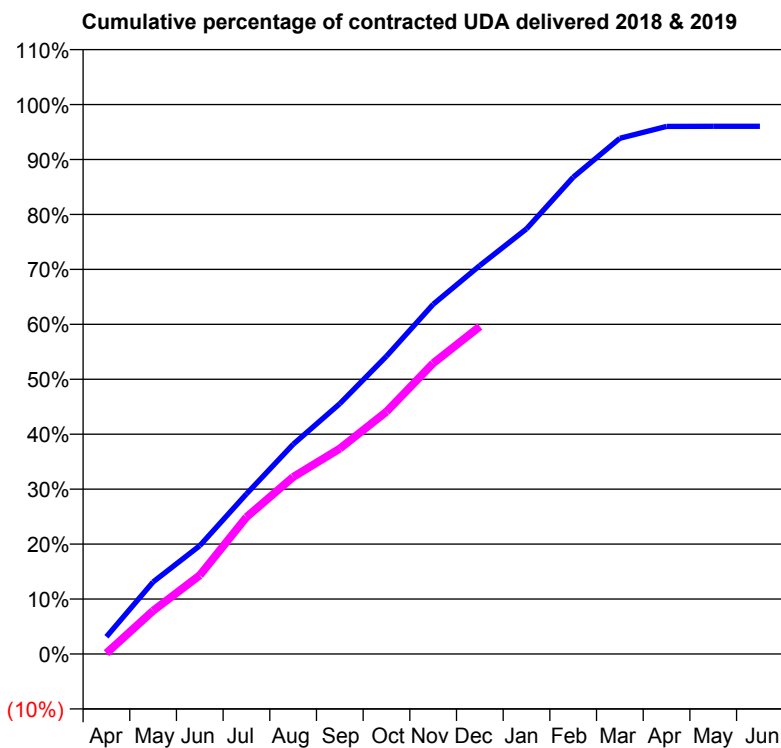
18/19 Contracted general activity (UDA)	22,000
Carry forward general activity (UDA)	869
18/19 Contracted orthodontic activity (UOA)	0
Carry forward orthodontic activity (UOA)	0
Baseline contract value	£625,905.26

ACCESS*

Patients seen in 24 months	Total	Change since previous quarter
Quarter ending December 2017	7,546	
Quarter ending March 2018	7,529	→
Quarter ending June 2018	7,551	→
Quarter ending September 2018	7,452	↓
Quarter ending December 2018	7,451	→
Variance since December 2017	(1.3%)	↓



ACTIVITY



Month	Adjusted Scheduled Activity (UDA)	
	2018	2019
April	690	36
May	2,888	1,730
June	4,338	3,154
July	6,410	5,482
August	8,393	7,088
September	10,021	8,222
October	11,926	9,703
November	14,003	11,639
December	15,552	13,116
January	17,024	
February	19,090	
March	20,645	
April	21,123	
May	21,130	
June	21,130	

QUALITY

	Quantity	Base Number	Contract	AT	Region	England
% of FP17s for the same patient ID Re-attending within 3 months - Children	184	2,222	8.3%	11.5%	11.3%	11.8%
% of FP17s for the same patient ID Re-attending within 3 months - Adults	777	5,477	14.2%	14.8%	15.3%	15.6%
% of FP17s for the same patient ID Re-attending between 3 & 9 months - Children	1,467	2,222	66.0%	58.3%	61.1%	58.8%
% of FP17s for the same patient ID Re-attending between 3 & 9 months - Adults	2,996	5,477	54.7%	49.3%	52.4%	51.0%
% of FP17s for Band 1 Urgent Courses	746	7,466	10.0%	9.7%	9.5%	9.0%
% of FP17s Relating to Free Repair or Replacements	22	7,466	0.3%	0.7%	0.7%	0.8%
% of FP17s Relating to Continuations	150	7,466	2.0%	0.6%	0.8%	0.9%
% of Patients satisfied with the dentistry they have received	5	5	N/A	94.1%	93.1%	93.2%
% of Patients satisfied with the time they had to wait for an appointment	5	5	N/A	87.3%	87.8%	88.3%

* This is based on patients treated on this contract for their most recent course of treatment. Figures in italics indicate the base number of FP17s or Patient Questionnaire responses are less than 100. N/A is shown where the base number of responses is less than 10 during the period. % is calculated as Quantity/Base number*100

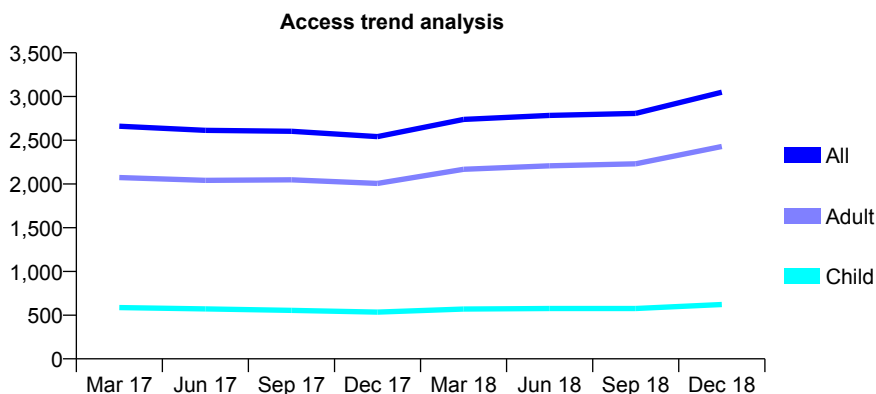
Q69 - Vital Signs At a Glance Contract Report for 217352/0001 - December 2018

Name or company name	Carling Dental Practice
Contract type name	GDS Contract
Purpose of contract	General
Contract start date	01/04/2006
Contract end date	

18/19 Contracted general activity (UDA)	7,354
Carry forward general activity (UDA)	70
18/19 Contracted orthodontic activity (UOA)	0
Carry forward orthodontic activity (UOA)	0
Baseline contract value	£216,921.13

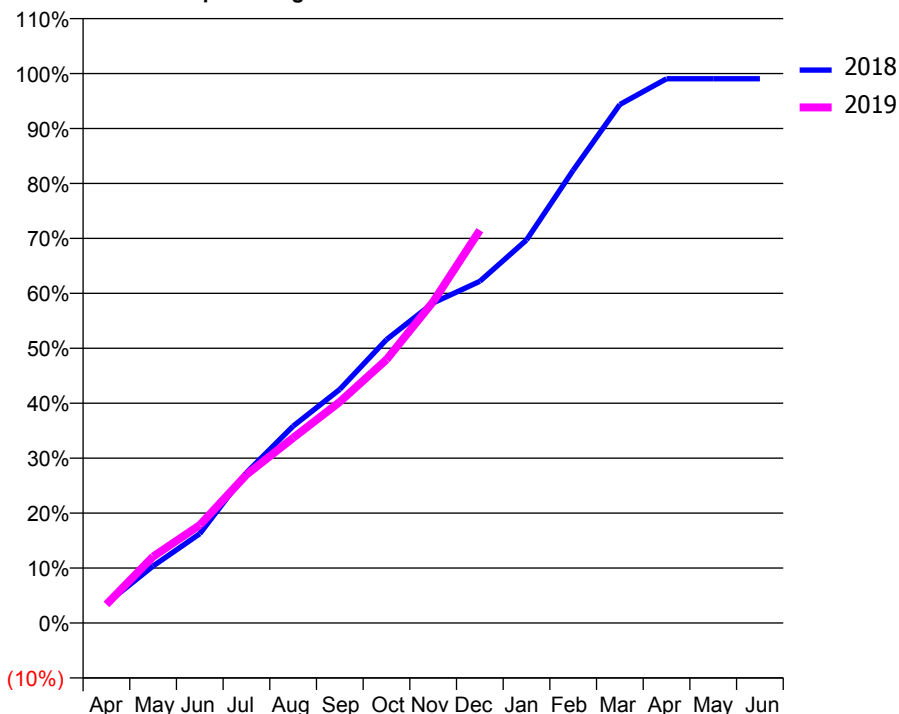
ACCESS*

Patients seen in 24 months	Total	Change since previous quarter
Quarter ending December 2017	2,541	
Quarter ending March 2018	2,738	↑
Quarter ending June 2018	2,784	→
Quarter ending September 2018	2,807	→
Quarter ending December 2018	3,049	↑
Variance since December 2017	20.0%	↑



ACTIVITY

Cumulative percentage of contracted UDA delivered 2018 & 2019



Month	Adjusted Scheduled Activity (UDA)	
	2018	2019
April	262	250
May	764	890
June	1,194	1,310
July	2,012	1,985
August	2,635	2,478
September	3,127	2,960
October	3,794	3,526
November	4,283	4,299
December	4,573	5,257
January	5,126	
February	6,060	
March	6,940	
April	7,285	
May	7,284	
June	7,284	

QUALITY

	Quantity	Base Number	Contract	AT	Region	England
% of FP17s for the same patient ID Re-attending within 3 months - Children	28	582	4.8%	11.5%	11.3%	11.8%
% of FP17s for the same patient ID Re-attending within 3 months - Adults	250	2,219	11.3%	14.8%	15.3%	15.6%
% of FP17s for the same patient ID Re-attending between 3 & 9 months - Children	222	582	38.1%	58.3%	61.1%	58.8%
% of FP17s for the same patient ID Re-attending between 3 & 9 months - Adults	794	2,219	35.8%	49.3%	52.4%	51.0%
% of FP17s for Band 1 Urgent Courses	404	2,625	15.4%	9.7%	9.5%	9.0%
% of FP17s Relating to Free Repair or Replacements	31	2,625	1.2%	0.7%	0.7%	0.8%
% of FP17s Relating to Continuations	4	2,625	0.2%	0.6%	0.8%	0.9%
% of Patients satisfied with the dentistry they have received	1	1	N/A	94.1%	93.1%	93.2%
% of Patients satisfied with the time they had to wait for an appointment	1	1	N/A	87.3%	87.8%	88.3%

* This is based on patients treated on this contract for their most recent course of treatment. Figures in italics indicate the base number of FP17s or Patient Questionnaire responses are less than 100. N/A is shown where the base number of responses is less than 10 during the period. % is calculated as Quantity/Base number*100

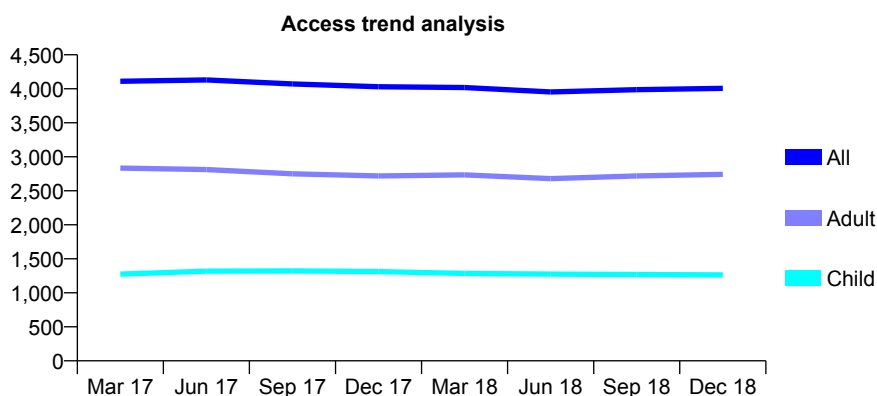
Q69 - Vital Signs At a Glance Contract Report for 220248/0001 - December 2018

Name or company name	MR MK SULEIMAN
Contract type name	GDS Contract
Purpose of contract	General
Contract start date	01/04/2006
Contract end date	

18/19 Contracted general activity (UDA)	7,313
Carry forward general activity (UDA)	200
18/19 Contracted orthodontic activity (UOA)	0
Carry forward orthodontic activity (UOA)	0
Baseline contract value	£163,407.49

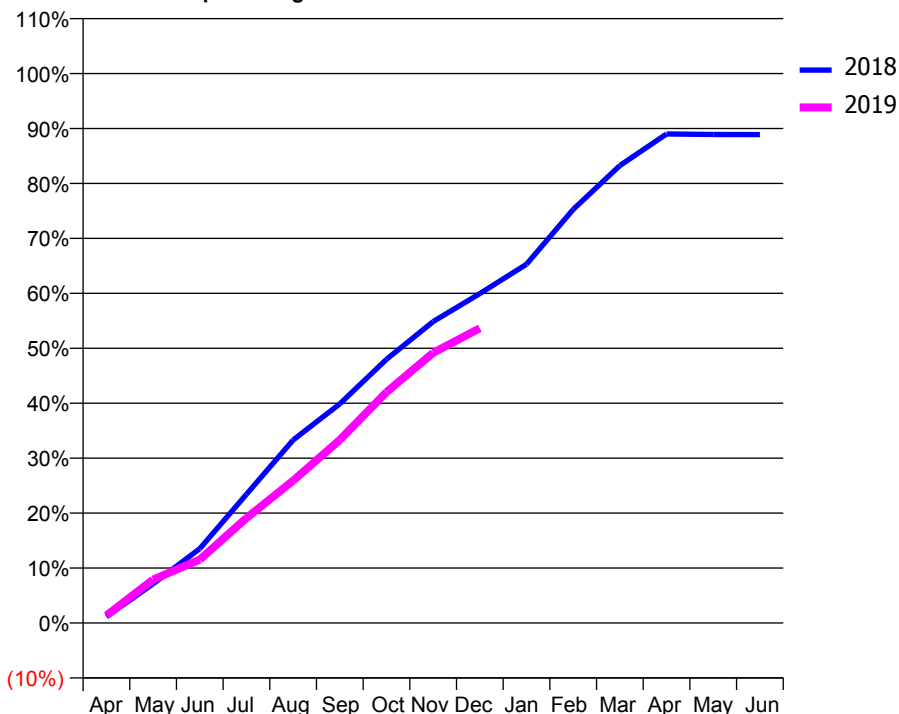
ACCESS*

Patients seen in 24 months	Total	Change since previous quarter
Quarter ending December 2017	4,030	
Quarter ending March 2018	4,019	→
Quarter ending June 2018	3,954	↓
Quarter ending September 2018	3,987	→
Quarter ending December 2018	4,007	→
Variance since December 2017	(0.6%)	→



ACTIVITY

Cumulative percentage of contracted UDA delivered 2018 & 2019



Month	Adjusted Scheduled Activity (UDA)	
	2018	2019
April	85	99
May	523	578
June	990	844
July	1,713	1,397
August	2,436	1,895
September	2,917	2,437
October	3,510	3,073
November	4,011	3,597
December	4,384	3,922
January	4,775	
February	5,504	
March	6,088	
April	6,508	
May	6,501	
June	6,500	

QUALITY

	Quantity	Base Number	Contract	AT	Region	England
% of FP17s for the same patient ID Re-attending within 3 months - Children	79	1,251	6.3%	11.5%	11.3%	11.8%
% of FP17s for the same patient ID Re-attending within 3 months - Adults	352	2,502	14.1%	14.8%	15.3%	15.6%
% of FP17s for the same patient ID Re-attending between 3 & 9 months - Children	729	1,251	58.3%	58.3%	61.1%	58.8%
% of FP17s for the same patient ID Re-attending between 3 & 9 months - Adults	1,371	2,502	54.8%	49.3%	52.4%	51.0%
% of FP17s for Band 1 Urgent Courses	130	2,287	5.7%	9.7%	9.5%	9.0%
% of FP17s Relating to Free Repair or Replacements	34	2,287	1.5%	0.7%	0.7%	0.8%
% of FP17s Relating to Continuations	20	2,287	0.9%	0.6%	0.8%	0.9%
% of Patients satisfied with the dentistry they have received	1	1	N/A	94.1%	93.1%	93.2%
% of Patients satisfied with the time they had to wait for an appointment	1	1	N/A	87.3%	87.8%	88.3%

* This is based on patients treated on this contract for their most recent course of treatment. Figures in italics indicate the base number of FP17s or Patient Questionnaire responses are less than 100. N/A is shown where the base number of responses is less than 10 during the period. % is calculated as Quantity/Base number*100

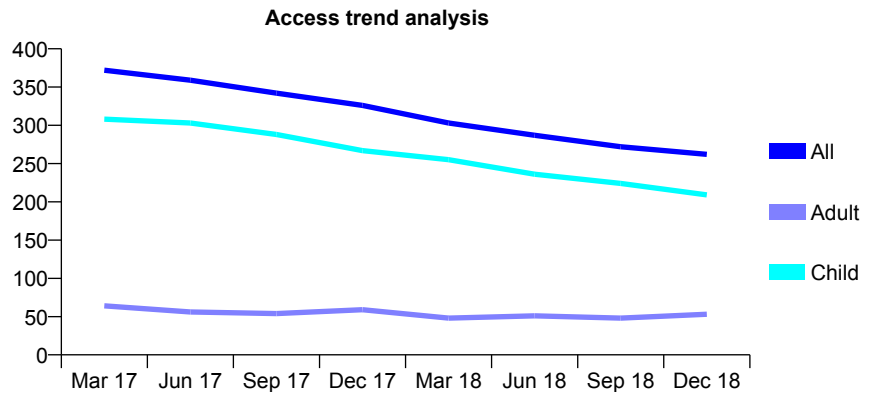
Q69 - Vital Signs At a Glance Contract Report for 220426/0001 - December 2018

Name or company name	MR MD JACKSON
Contract type name	GDS Contract
Purpose of contract	General
Contract start date	01/04/2006
Contract end date	

18/19 Contracted general activity (UDA)	1,236
Carry forward general activity (UDA)	0
18/19 Contracted orthodontic activity (UOA)	0
Carry forward orthodontic activity (UOA)	0
Baseline contract value	£30,057.31

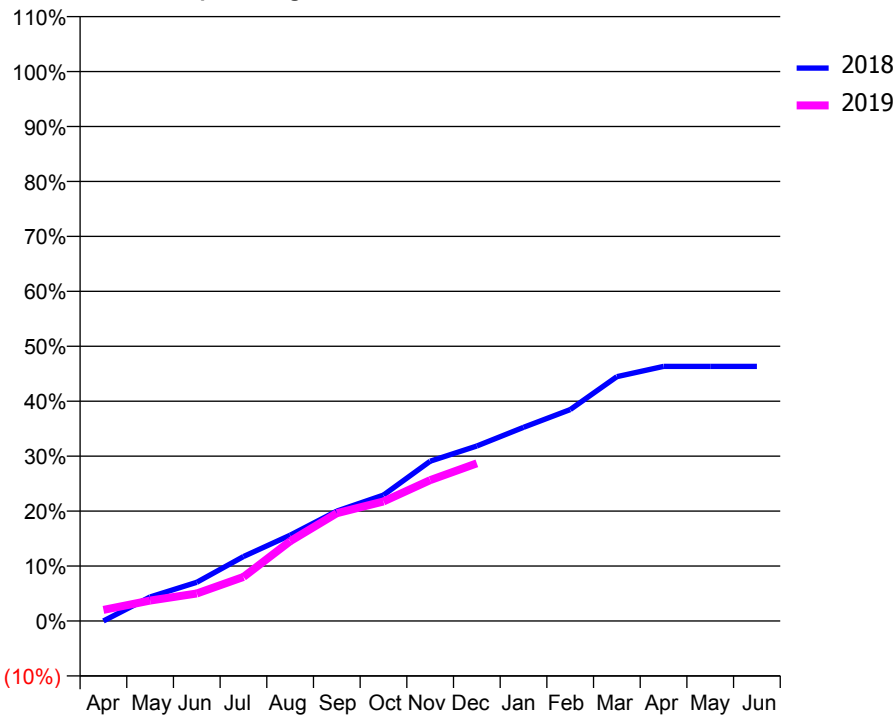
ACCESS*

Patients seen in 24 months	Total	Change since previous quarter
Quarter ending December 2017	326	
Quarter ending March 2018	303	↓
Quarter ending June 2018	287	↓
Quarter ending September 2018	272	↓
Quarter ending December 2018	262	↓
Variance since December 2017	(19.6%)	↓



ACTIVITY

Cumulative percentage of contracted UDA delivered 2018 & 2019



Month	Adjusted Scheduled Activity (UDA)	
	2018	2019
April	0	25
May	54	46
June	87	62
July	145	99
August	193	180
September	247	243
October	283	269
November	359	317
December	394	355
January	436	
February	476	
March	550	
April	573	
May	573	
June	573	

QUALITY

	Quantity	Base Number	Contract	AT	Region	England
% of FP17s for the same patient ID Re-attending within 3 months - Children	55	288	19.1%	11.5%	11.3%	11.8%
% of FP17s for the same patient ID Re-attending within 3 months - Adults	1	16	6.3%	14.8%	15.3%	15.6%
% of FP17s for the same patient ID Re-attending between 3 & 9 months - Children	197	288	68.4%	58.3%	61.1%	58.8%
% of FP17s for the same patient ID Re-attending between 3 & 9 months - Adults	14	16	87.5%	49.3%	52.4%	51.0%
% of FP17s for Band 1 Urgent Courses	4	283	1.4%	9.7%	9.5%	9.0%
% of FP17s Relating to Free Repair or Replacements	0	283	0.0%	0.7%	0.7%	0.8%
% of FP17s Relating to Continuations	0	283	0.0%	0.6%	0.8%	0.9%
% of Patients satisfied with the dentistry they have received	0	0	N/A	94.1%	93.1%	93.2%
% of Patients satisfied with the time they had to wait for an appointment	0	0	N/A	87.3%	87.8%	88.3%

* This is based on patients treated on this contract for their most recent course of treatment. Figures in italics indicate the base number of FP17s or Patient Questionnaire responses are less than 100. N/A is shown where the base number of responses is less than 10 during the period. % is calculated as Quantity/Base number*100

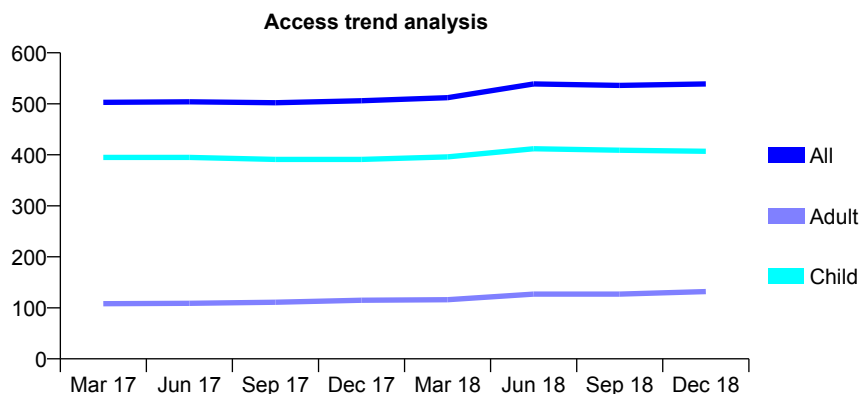
Q69 - Vital Signs At a Glance Contract Report for 220817/0001 - December 2018

Name or company name	MR PJ ALLEN
Contract type name	GDS Contract
Purpose of contract	General
Contract start date	01/04/2006
Contract end date	

18/19 Contracted general activity (UDA)	1,191
Carry forward general activity (UDA)	-9
18/19 Contracted orthodontic activity (UOA)	0
Carry forward orthodontic activity (UOA)	0
Baseline contract value	£29,226.90

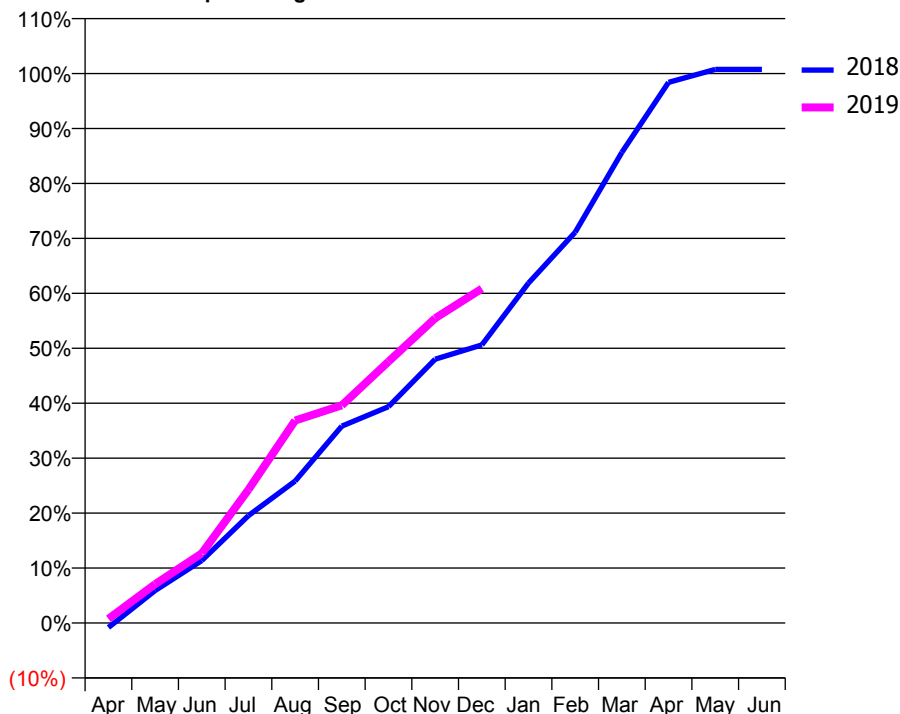
ACCESS*

Patients seen in 24 months	Total	Change since previous quarter
Quarter ending December 2017	506	
Quarter ending March 2018	512	→
Quarter ending June 2018	539	↑
Quarter ending September 2018	536	→
Quarter ending December 2018	539	→
Variance since December 2017	6.5%	↑



ACTIVITY

Cumulative percentage of contracted UDA delivered 2018 & 2019



Month	Adjusted Scheduled Activity (UDA)	
	2018	2019
April	-10	9
May	70	84
June	135	151
July	233	289
August	308	439
September	427	472
October	469	567
November	572	661
December	603	725
January	737	
February	847	
March	1,020	
April	1,172	
May	1,200	
June	1,200	

QUALITY

	Quantity	Base Number	Contract	AT	Region	England
% of FP17s for the same patient ID Re-attending within 3 months - Children	38	462	8.2%	11.5%	11.3%	11.8%
% of FP17s for the same patient ID Re-attending within 3 months - Adults	9	100	9.0%	14.8%	15.3%	15.6%
% of FP17s for the same patient ID Re-attending between 3 & 9 months - Children	298	462	64.5%	58.3%	61.1%	58.8%
% of FP17s for the same patient ID Re-attending between 3 & 9 months - Adults	54	100	54.0%	49.3%	52.4%	51.0%
% of FP17s for Band 1 Urgent Courses	14	480	2.9%	9.7%	9.5%	9.0%
% of FP17s Relating to Free Repair or Replacements	0	480	0.0%	0.7%	0.7%	0.8%
% of FP17s Relating to Continuations	0	480	0.0%	0.6%	0.8%	0.9%
% of Patients satisfied with the dentistry they have received	1	1	N/A	94.1%	93.1%	93.2%
% of Patients satisfied with the time they had to wait for an appointment	1	1	N/A	87.3%	87.8%	88.3%

* This is based on patients treated on this contract for their most recent course of treatment. Figures in italics indicate the base number of FP17s or Patient Questionnaire responses are less than 100. N/A is shown where the base number of responses is less than 10 during the period. % is calculated as Quantity/Base number*100

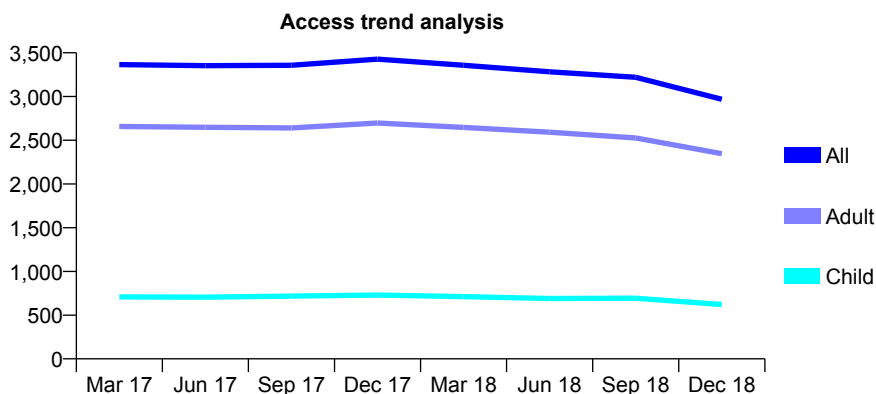
Q69 - Vital Signs At a Glance Contract Report for 221384/0001 - December 2018

Name or company name	Carling Dental Practice
Contract type name	GDS Contract
Purpose of contract	General
Contract start date	01/04/2006
Contract end date	

18/19 Contracted general activity (UDA)	7,565
Carry forward general activity (UDA)	95
18/19 Contracted orthodontic activity (UOA)	0
Carry forward orthodontic activity (UOA)	0
Baseline contract value	£184,902.15

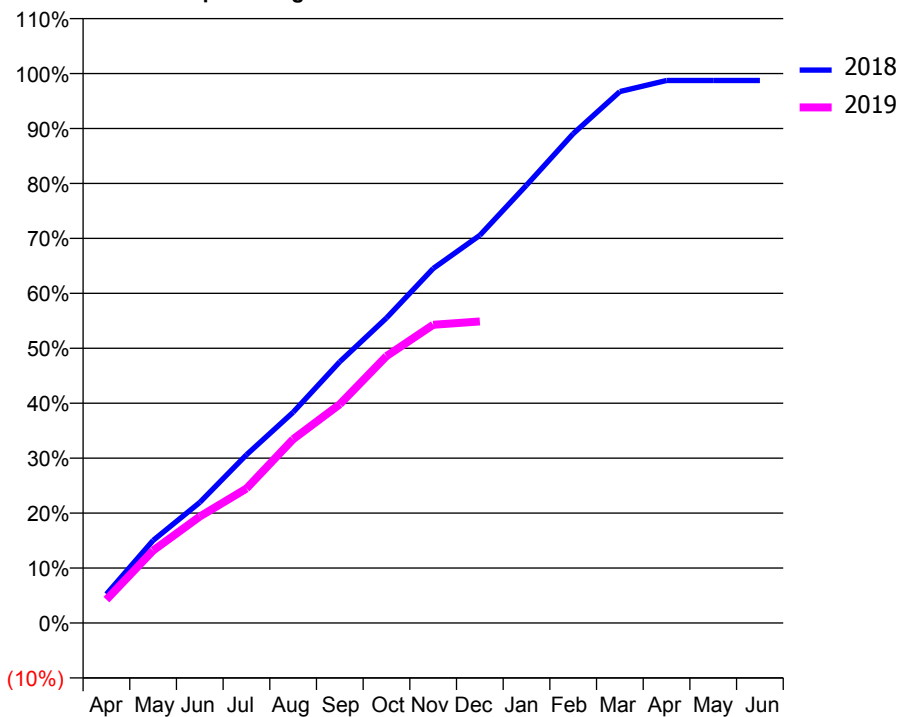
ACCESS*

Patients seen in 24 months	Total	Change since previous quarter
Quarter ending December 2017	3,427	
Quarter ending March 2018	3,357	↓
Quarter ending June 2018	3,282	↓
Quarter ending September 2018	3,220	↓
Quarter ending December 2018	2,968	↓
Variance since December 2017	(13.4%)	↓



ACTIVITY

Cumulative percentage of contracted UDA delivered 2018 & 2019



Month	Adjusted Scheduled Activity (UDA)	
	2018	2019
April	397	322
May	1,137	999
June	1,660	1,466
July	2,317	1,852
August	2,901	2,531
September	3,597	3,012
October	4,199	3,674
November	4,881	4,106
December	5,337	4,151
January	6,028	
February	6,736	
March	7,317	
April	7,470	
May	7,470	
June	7,470	

QUALITY

	Quantity	Base Number	Contract	AT	Region	England
% of FP17s for the same patient ID Re-attending within 3 months - Children	21	527	4.0%	11.5%	11.3%	11.8%
% of FP17s for the same patient ID Re-attending within 3 months - Adults	135	1,851	7.3%	14.8%	15.3%	15.6%
% of FP17s for the same patient ID Re-attending between 3 & 9 months - Children	217	527	41.2%	58.3%	61.1%	58.8%
% of FP17s for the same patient ID Re-attending between 3 & 9 months - Adults	705	1,851	38.1%	49.3%	52.4%	51.0%
% of FP17s for Band 1 Urgent Courses	139	2,290	6.1%	9.7%	9.5%	9.0%
% of FP17s Relating to Free Repair or Replacements	26	2,290	1.1%	0.7%	0.7%	0.8%
% of FP17s Relating to Continuations	1	2,290	0.0%	0.6%	0.8%	0.9%
% of Patients satisfied with the dentistry they have received	1	1	N/A	94.1%	93.1%	93.2%
% of Patients satisfied with the time they had to wait for an appointment	1	1	N/A	87.3%	87.8%	88.3%

* This is based on patients treated on this contract for their most recent course of treatment. Figures in italics indicate the base number of FP17s or Patient Questionnaire responses are less than 100. N/A is shown where the base number of responses is less than 10 during the period. % is calculated as Quantity/Base number*100

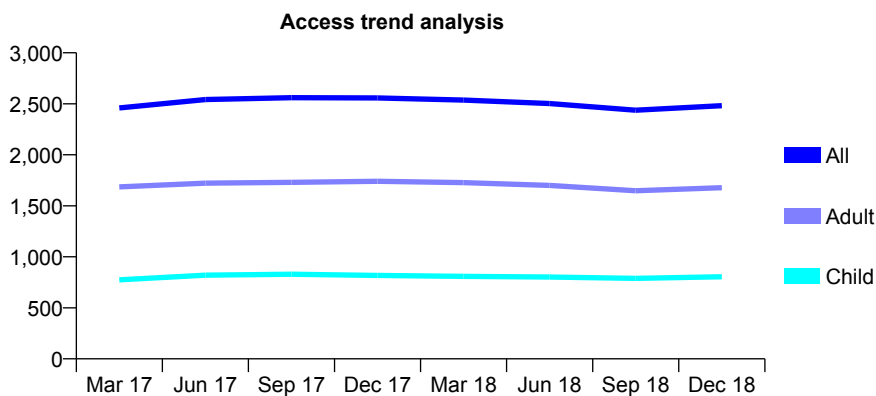
Q69 - Vital Signs At a Glance Contract Report for 231878/0001 - December 2018

Name or company name	MR AF GAON
Contract type name	GDS Contract
Purpose of contract	General
Contract start date	01/04/2006
Contract end date	

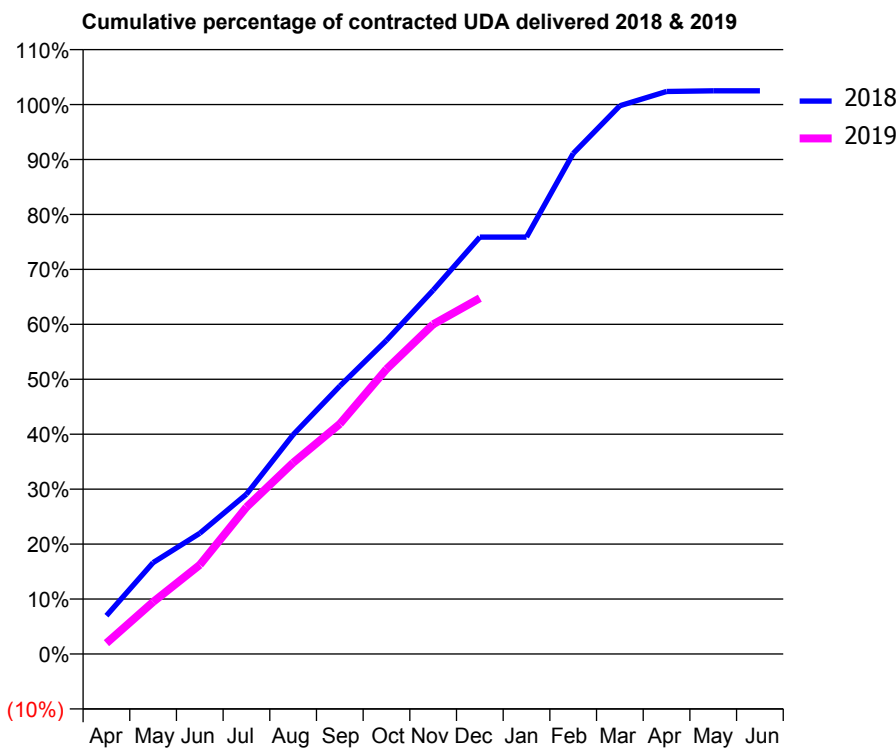
18/19 Contracted general activity (UDA)	6,049
Carry forward general activity (UDA)	-120
18/19 Contracted orthodontic activity (UOA)	0
Carry forward orthodontic activity (UOA)	0
Baseline contract value	£180,925.98

ACCESS*

Patients seen in 24 months	Total	Change since previous quarter
Quarter ending December 2017	2,558	
Quarter ending March 2018	2,537	→
Quarter ending June 2018	2,502	↓
Quarter ending September 2018	2,437	↓
Quarter ending December 2018	2,482	→
Variance since December 2017	(3.0%)	↓



ACTIVITY



Month	Adjusted Scheduled Activity (UDA)	
	2018	2019
April	422	120
May	1,006	573
June	1,329	982
July	1,759	1,617
August	2,415	2,105
September	2,950	2,533
October	3,453	3,136
November	4,006	3,629
December	4,590	3,917
January	4,590	
February	5,510	
March	6,035	
April	6,193	
May	6,200	
June	6,200	

QUALITY

	Quantity	Base Number	Contract	AT	Region	England
% of FP17s for the same patient ID Re-attending within 3 months - Children	50	909	5.5%	11.5%	11.3%	11.8%
% of FP17s for the same patient ID Re-attending within 3 months - Adults	143	1,575	9.1%	14.8%	15.3%	15.6%
% of FP17s for the same patient ID Re-attending between 3 & 9 months - Children	609	909	67.0%	58.3%	61.1%	58.8%
% of FP17s for the same patient ID Re-attending between 3 & 9 months - Adults	963	1,575	61.1%	49.3%	52.4%	51.0%
% of FP17s for Band 1 Urgent Courses	74	2,382	3.1%	9.7%	9.5%	9.0%
% of FP17s Relating to Free Repair or Replacements	0	2,382	0.0%	0.7%	0.7%	0.8%
% of FP17s Relating to Continuations	10	2,382	0.4%	0.6%	0.8%	0.9%
% of Patients satisfied with the dentistry they have received	5	5	N/A	94.1%	93.1%	93.2%
% of Patients satisfied with the time they had to wait for an appointment	5	5	N/A	87.3%	87.8%	88.3%

* This is based on patients treated on this contract for their most recent course of treatment. Figures in italics indicate the base number of FP17s or Patient Questionnaire responses are less than 100. N/A is shown where the base number of responses is less than 10 during the period. % is calculated as Quantity/Base number*100

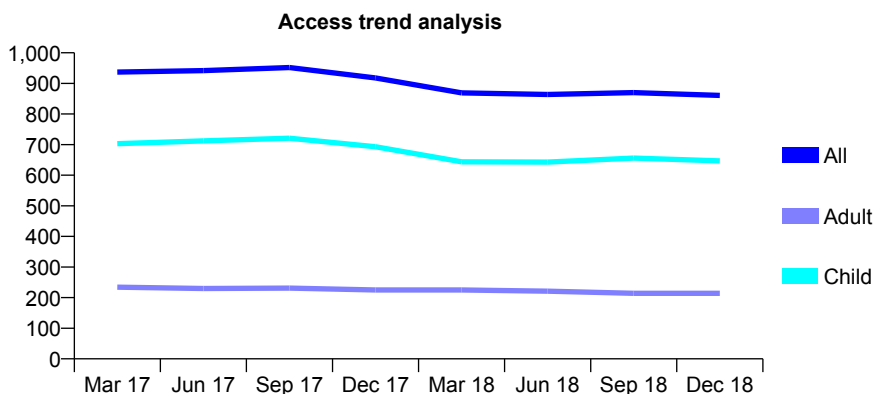
Q69 - Vital Signs At a Glance Contract Report for 233269/0001 - December 2018

Name or company name	MR JD BARLOW
Contract type name	GDS Contract
Purpose of contract	General
Contract start date	01/04/2006
Contract end date	

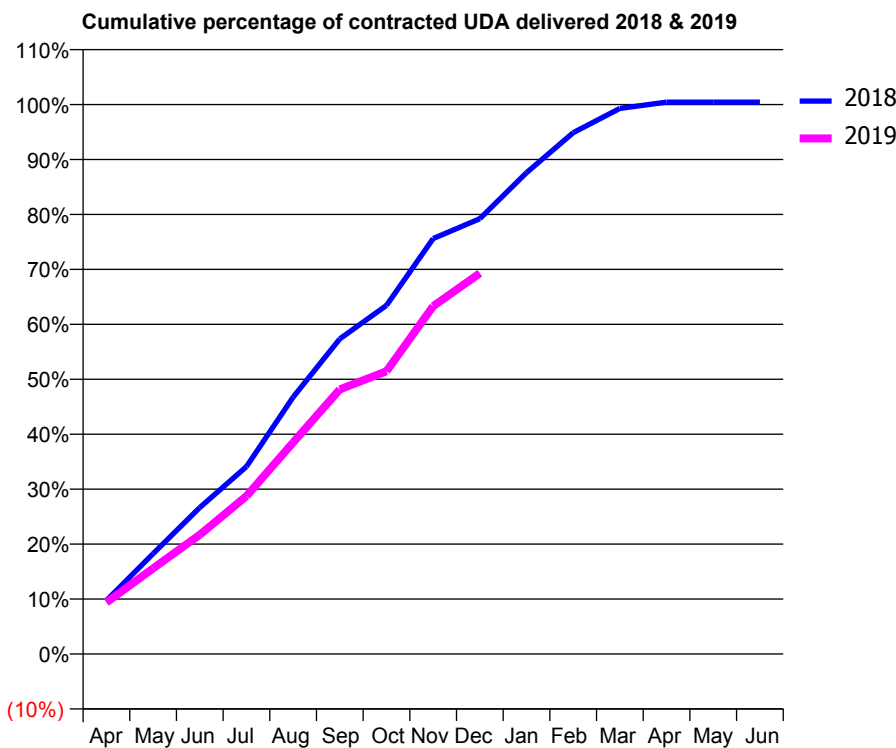
18/19 Contracted general activity (UDA)	1,471
Carry forward general activity (UDA)	-6
18/19 Contracted orthodontic activity (UOA)	0
Carry forward orthodontic activity (UOA)	0
Baseline contract value	£33,234.11

ACCESS*

Patients seen in 24 months	Total	Change since previous quarter
Quarter ending December 2017	918	
Quarter ending March 2018	869	↓
Quarter ending June 2018	864	→
Quarter ending September 2018	870	→
Quarter ending December 2018	861	↓
Variance since December 2017	(6.2%)	↓



ACTIVITY



Month	Adjusted Scheduled Activity (UDA)	
	2018	2019
April	143	138
May	269	229
June	392	319
July	502	423
August	688	566
September	844	708
October	933	757
November	1,112	931
December	1,165	1,019
January	1,288	
February	1,395	
March	1,460	
April	1,477	
May	1,477	
June	1,477	

QUALITY

	Quantity	Base Number	Contract	AT	Region	England
% of FP17s for the same patient ID Re-attending within 3 months - Children	12	640	1.9%	11.5%	11.3%	11.8%
% of FP17s for the same patient ID Re-attending within 3 months - Adults	3	110	2.7%	14.8%	15.3%	15.6%
% of FP17s for the same patient ID Re-attending between 3 & 9 months - Children	351	640	54.8%	58.3%	61.1%	58.8%
% of FP17s for the same patient ID Re-attending between 3 & 9 months - Adults	31	110	28.2%	49.3%	52.4%	51.0%
% of FP17s for Band 1 Urgent Courses	12	739	1.6%	9.7%	9.5%	9.0%
% of FP17s Relating to Free Repair or Replacements	0	739	0.0%	0.7%	0.7%	0.8%
% of FP17s Relating to Continuations	2	739	0.3%	0.6%	0.8%	0.9%
% of Patients satisfied with the dentistry they have received	1	1	N/A	94.1%	93.1%	93.2%
% of Patients satisfied with the time they had to wait for an appointment	1	1	N/A	87.3%	87.8%	88.3%

* This is based on patients treated on this contract for their most recent course of treatment. Figures in italics indicate the base number of FP17s or Patient Questionnaire responses are less than 100. N/A is shown where the base number of responses is less than 10 during the period. % is calculated as Quantity/Base number*100

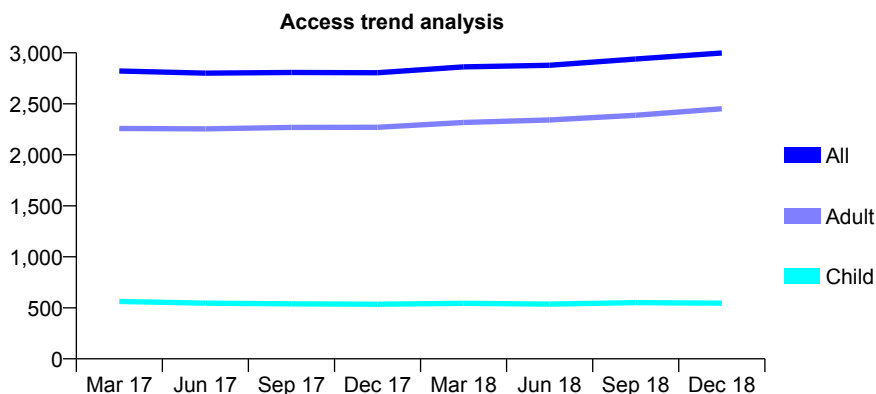
Q69 - Vital Signs At a Glance Contract Report for 234907/0001 - December 2018

Name or company name	MRS SV TAFFT
Contract type name	GDS Contract
Purpose of contract	General
Contract start date	01/04/2006
Contract end date	

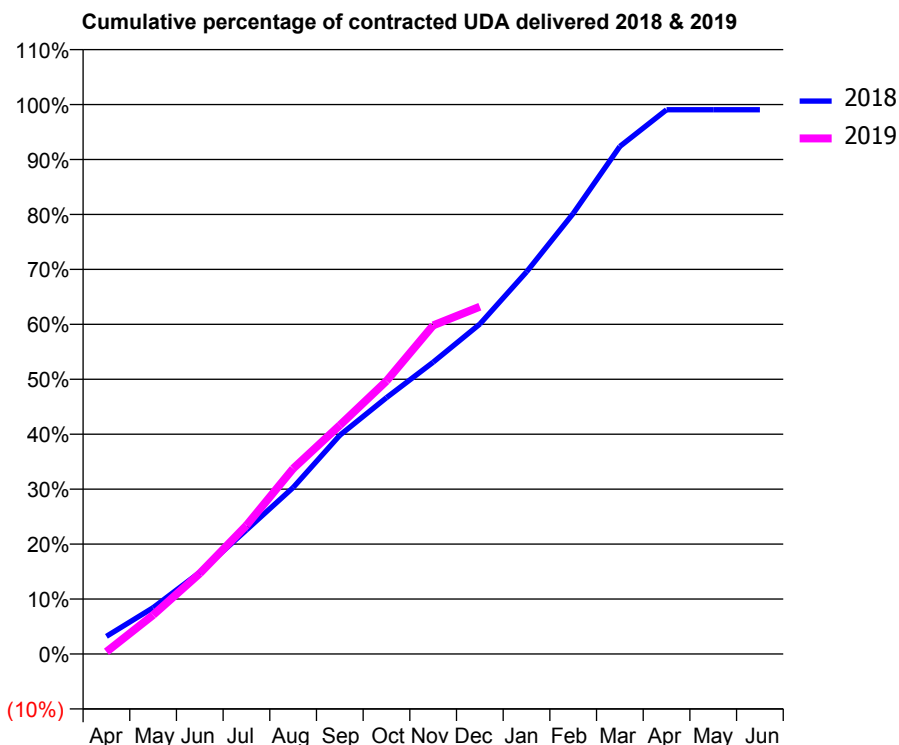
18/19 Contracted general activity (UDA)	8,926
Carry forward general activity (UDA)	86
18/19 Contracted orthodontic activity (UOA)	0
Carry forward orthodontic activity (UOA)	0
Baseline contract value	£216,984.67

ACCESS*

Patients seen in 24 months	Total	Change since previous quarter
Quarter ending December 2017	2,805	
Quarter ending March 2018	2,862	↑
Quarter ending June 2018	2,878	→
Quarter ending September 2018	2,939	↑
Quarter ending December 2018	2,998	↑
Variance since December 2017	6.9%	↑



ACTIVITY



Month	Adjusted Scheduled Activity (UDA)	
	2018	2019
April	286	36
May	753	634
June	1,327	1,310
July	2,016	2,090
August	2,704	3,011
September	3,553	3,715
October	4,163	4,435
November	4,741	5,337
December	5,360	5,642
January	6,206	
February	7,155	
March	8,245	
April	8,840	
May	8,840	
June	8,840	

QUALITY

	Quantity	Base Number	Contract	AT	Region	England
% of FP17s for the same patient ID Re-attending within 3 months - Children	54	635	8.5%	11.5%	11.3%	11.8%
% of FP17s for the same patient ID Re-attending within 3 months - Adults	276	2,662	10.4%	14.8%	15.3%	15.6%
% of FP17s for the same patient ID Re-attending between 3 & 9 months - Children	433	635	68.2%	58.3%	61.1%	58.8%
% of FP17s for the same patient ID Re-attending between 3 & 9 months - Adults	1,756	2,662	66.0%	49.3%	52.4%	51.0%
% of FP17s for Band 1 Urgent Courses	111	3,092	3.6%	9.7%	9.5%	9.0%
% of FP17s Relating to Free Repair or Replacements	13	3,092	0.4%	0.7%	0.7%	0.8%
% of FP17s Relating to Continuations	37	3,092	1.2%	0.6%	0.8%	0.9%
% of Patients satisfied with the dentistry they have received	4	4	N/A	94.1%	93.1%	93.2%
% of Patients satisfied with the time they had to wait for an appointment	3	4	N/A	87.3%	87.8%	88.3%

* This is based on patients treated on this contract for their most recent course of treatment. Figures in italics indicate the base number of FP17s or Patient Questionnaire responses are less than 100. N/A is shown where the base number of responses is less than 10 during the period. % is calculated as Quantity/Base number*100

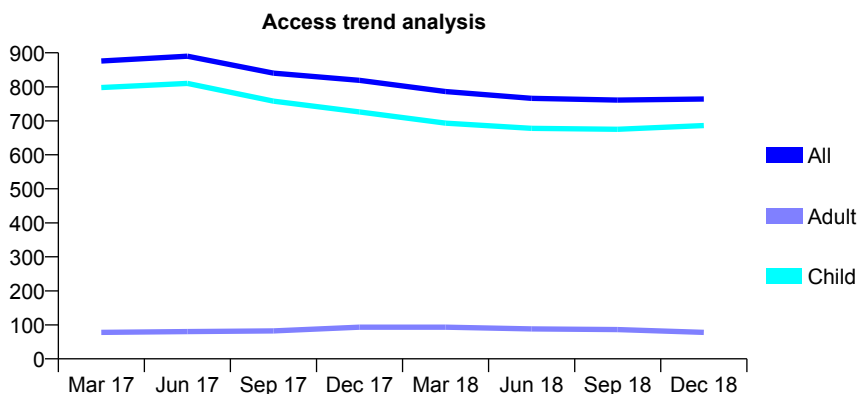
Q69 - Vital Signs At a Glance Contract Report for 235849/0001 - December 2018

Name or company name	MR JM BROWN
Contract type name	GDS Contract
Purpose of contract	General
Contract start date	01/04/2006
Contract end date	

18/19 Contracted general activity (UDA)	1,254
Carry forward general activity (UDA)	0
18/19 Contracted orthodontic activity (UOA)	0
Carry forward orthodontic activity (UOA)	0
Baseline contract value	£24,024.21

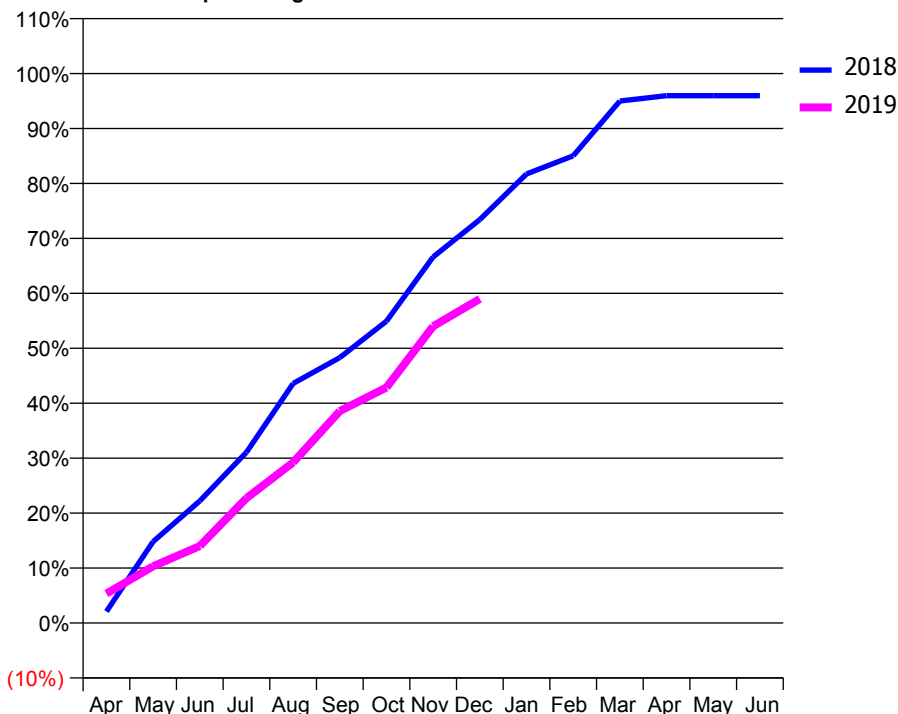
ACCESS*

Patients seen in 24 months	Total	Change since previous quarter
Quarter ending December 2017	819	
Quarter ending March 2018	786	↓
Quarter ending June 2018	766	↓
Quarter ending September 2018	761	→
Quarter ending December 2018	764	→
Variance since December 2017	(6.7%)	↓



ACTIVITY

Cumulative percentage of contracted UDA delivered 2018 & 2019



Month	Adjusted Scheduled Activity (UDA)	
	2018	2019
April	26	67
May	186	130
June	279	176
July	390	285
August	547	367
September	606	484
October	689	538
November	835	677
December	921	740
January	1,025	
February	1,066	
March	1,191	
April	1,203	
May	1,203	
June	1,203	

QUALITY

	Quantity	Base Number	Contract	AT	Region	England
% of FP17s for the same patient ID Re-attending within 3 months - Children	21	663	3.2%	11.5%	11.3%	11.8%
% of FP17s for the same patient ID Re-attending within 3 months - Adults	0	0	N/A	14.8%	15.3%	15.6%
% of FP17s for the same patient ID Re-attending between 3 & 9 months - Children	378	663	57.0%	58.3%	61.1%	58.8%
% of FP17s for the same patient ID Re-attending between 3 & 9 months - Adults	0	0	N/A	49.3%	52.4%	51.0%
% of FP17s for Band 1 Urgent Courses	13	652	2.0%	9.7%	9.5%	9.0%
% of FP17s Relating to Free Repair or Replacements	0	652	0.0%	0.7%	0.7%	0.8%
% of FP17s Relating to Continuations	0	652	0.0%	0.6%	0.8%	0.9%
% of Patients satisfied with the dentistry they have received	0	0	N/A	94.1%	93.1%	93.2%
% of Patients satisfied with the time they had to wait for an appointment	0	0	N/A	87.3%	87.8%	88.3%

* This is based on patients treated on this contract for their most recent course of treatment. Figures in italics indicate the base number of FP17s or Patient Questionnaire responses are less than 100. N/A is shown where the base number of responses is less than 10 during the period. % is calculated as Quantity/Base number*100

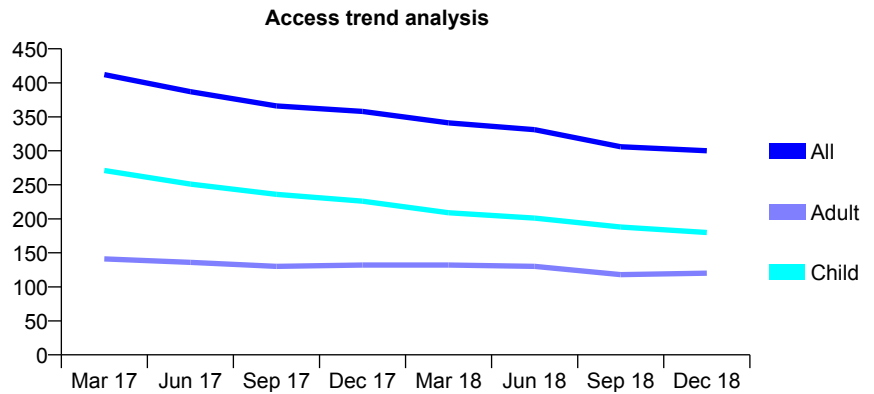
Q69 - Vital Signs At a Glance Contract Report for 237558/0001 - December 2018

Name or company name	Alexandra Dental Practice
Contract type name	GDS Contract
Purpose of contract	General
Contract start date	02/07/2012
Contract end date	

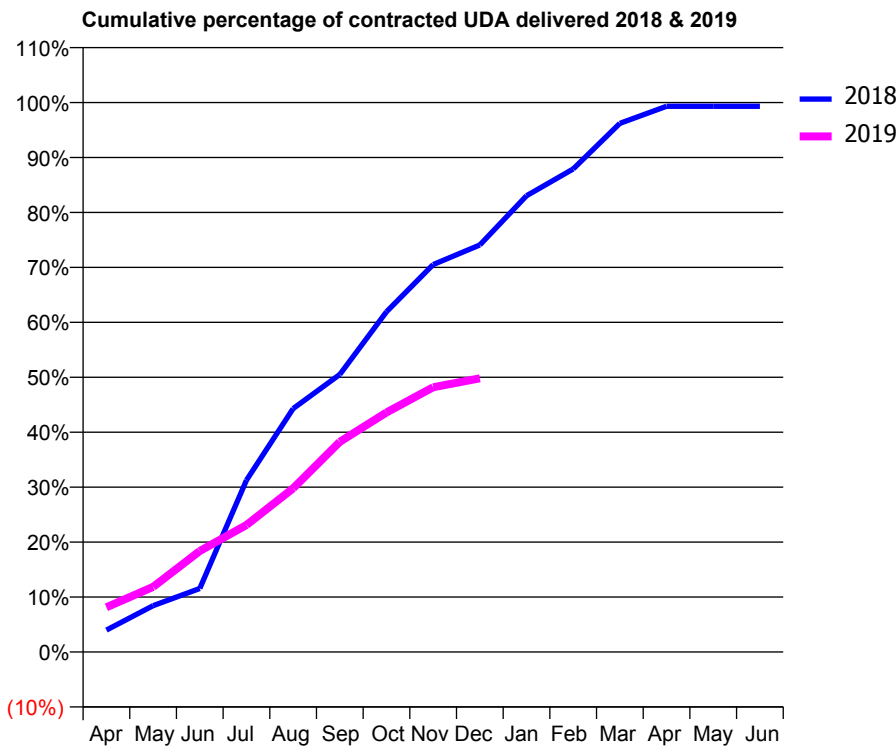
18/19 Contracted general activity (UDA)	675
Carry forward general activity (UDA)	4
18/19 Contracted orthodontic activity (UOA)	0
Carry forward orthodontic activity (UOA)	0
Baseline contract value	£12,480.94

ACCESS*

Patients seen in 24 months	Total	Change since previous quarter
Quarter ending December 2017	358	
Quarter ending March 2018	341	↓
Quarter ending June 2018	331	↓
Quarter ending September 2018	306	↓
Quarter ending December 2018	300	↓
Variance since December 2017	(16.2%)	↓



ACTIVITY



Month	Adjusted Scheduled Activity (UDA)	
	2018	2019
April	27	55
May	57	80
June	78	124
July	211	156
August	299	201
September	341	258
October	418	294
November	476	325
December	500	336
January	560	
February	593	
March	649	
April	670	
May	670	
June	670	

QUALITY

	Quantity	Base Number	Contract	AT	Region	England
% of FP17s for the same patient ID Re-attending within 3 months - Children	6	227	2.6%	11.5%	11.3%	11.8%
% of FP17s for the same patient ID Re-attending within 3 months - Adults	1	51	2.0%	14.8%	15.3%	15.6%
% of FP17s for the same patient ID Re-attending between 3 & 9 months - Children	172	227	75.8%	58.3%	61.1%	58.8%
% of FP17s for the same patient ID Re-attending between 3 & 9 months - Adults	35	51	68.6%	49.3%	52.4%	51.0%
% of FP17s for Band 1 Urgent Courses	1	241	0.4%	9.7%	9.5%	9.0%
% of FP17s Relating to Free Repair or Replacements	0	241	0.0%	0.7%	0.7%	0.8%
% of FP17s Relating to Continuations	0	241	0.0%	0.6%	0.8%	0.9%
% of Patients satisfied with the dentistry they have received	0	0	N/A	94.1%	93.1%	93.2%
% of Patients satisfied with the time they had to wait for an appointment	0	0	N/A	87.3%	87.8%	88.3%

* This is based on patients treated on this contract for their most recent course of treatment. Figures in italics indicate the base number of FP17s or Patient Questionnaire responses are less than 100. N/A is shown where the base number of responses is less than 10 during the period. % is calculated as Quantity/Base number*100

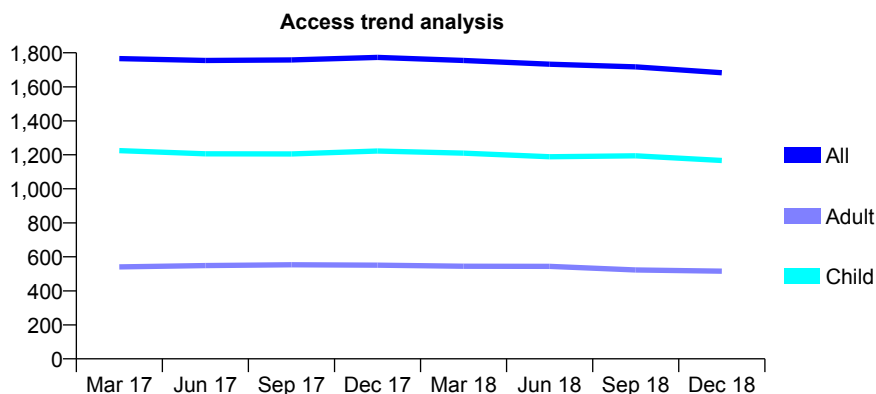
Q69 - Vital Signs At a Glance Contract Report for 237620/0001 - December 2018

Name or company name	MISS NJ BEARDSLEY
Contract type name	GDS Contract
Purpose of contract	General
Contract start date	01/04/2006
Contract end date	

18/19 Contracted general activity (UDA)	5,732
Carry forward general activity (UDA)	222
18/19 Contracted orthodontic activity (UOA)	0
Carry forward orthodontic activity (UOA)	0
Baseline contract value	£152,171.81

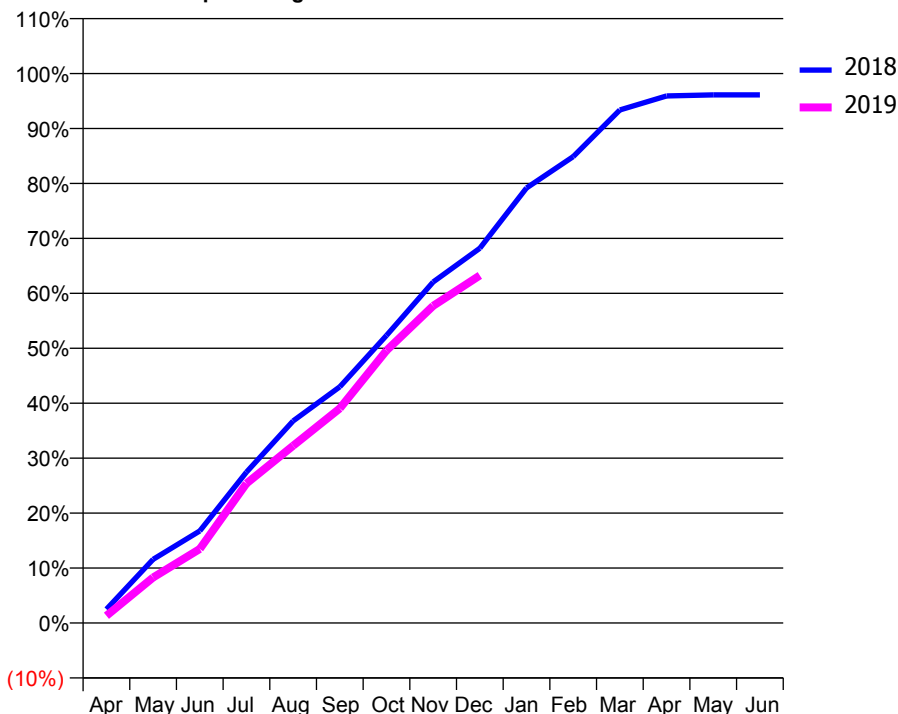
ACCESS*

Patients seen in 24 months	Total	Change since previous quarter
Quarter ending December 2017	1,773	
Quarter ending March 2018	1,755	↓
Quarter ending June 2018	1,733	↓
Quarter ending September 2018	1,717	→
Quarter ending December 2018	1,683	↓
Variance since December 2017	(5.1%)	↓



ACTIVITY

Cumulative percentage of contracted UDA delivered 2018 & 2019



Month	Adjusted Scheduled Activity (UDA)	
	2018	2019
April	144	75
May	664	475
June	960	773
July	1,574	1,455
August	2,108	1,850
September	2,465	2,239
October	3,000	2,843
November	3,558	3,309
December	3,909	3,626
January	4,538	
February	4,865	
March	5,352	
April	5,498	
May	5,510	
June	5,510	

QUALITY

	Quantity	Base Number	Contract	AT	Region	England
% of FP17s for the same patient ID Re-attending within 3 months - Children	127	1,462	8.7%	11.5%	11.3%	11.8%
% of FP17s for the same patient ID Re-attending within 3 months - Adults	44	439	10.0%	14.8%	15.3%	15.6%
% of FP17s for the same patient ID Re-attending between 3 & 9 months - Children	962	1,462	65.8%	58.3%	61.1%	58.8%
% of FP17s for the same patient ID Re-attending between 3 & 9 months - Adults	284	439	64.7%	49.3%	52.4%	51.0%
% of FP17s for Band 1 Urgent Courses	55	1,819	3.0%	9.7%	9.5%	9.0%
% of FP17s Relating to Free Repair or Replacements	1	1,819	0.1%	0.7%	0.7%	0.8%
% of FP17s Relating to Continuations	7	1,819	0.4%	0.6%	0.8%	0.9%
% of Patients satisfied with the dentistry they have received	1	1	N/A	94.1%	93.1%	93.2%
% of Patients satisfied with the time they had to wait for an appointment	1	1	N/A	87.3%	87.8%	88.3%

* This is based on patients treated on this contract for their most recent course of treatment. Figures in italics indicate the base number of FP17s or Patient Questionnaire responses are less than 100. N/A is shown where the base number of responses is less than 10 during the period. % is calculated as Quantity/Base number*100

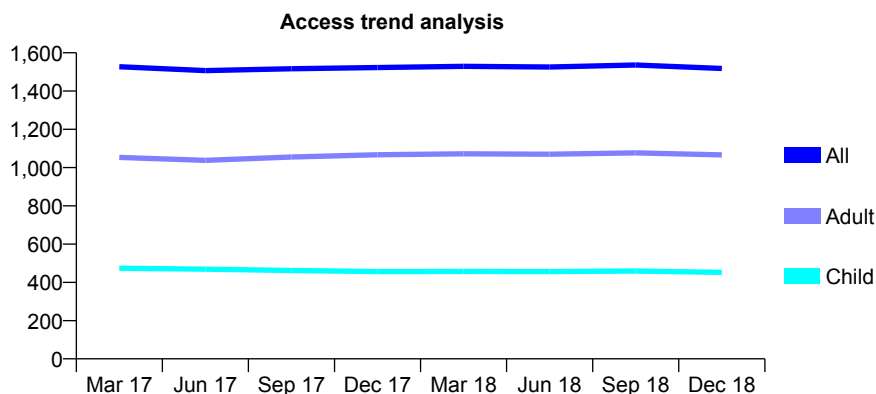
Q69 - Vital Signs At a Glance Contract Report for 238082/0001 - December 2018

Name or company name	MR SK GRAY
Contract type name	GDS Contract
Purpose of contract	General
Contract start date	01/04/2006
Contract end date	

18/19 Contracted general activity (UDA)	3,750
Carry forward general activity (UDA)	0
18/19 Contracted orthodontic activity (UOA)	0
Carry forward orthodontic activity (UOA)	0
Baseline contract value	£91,193.29

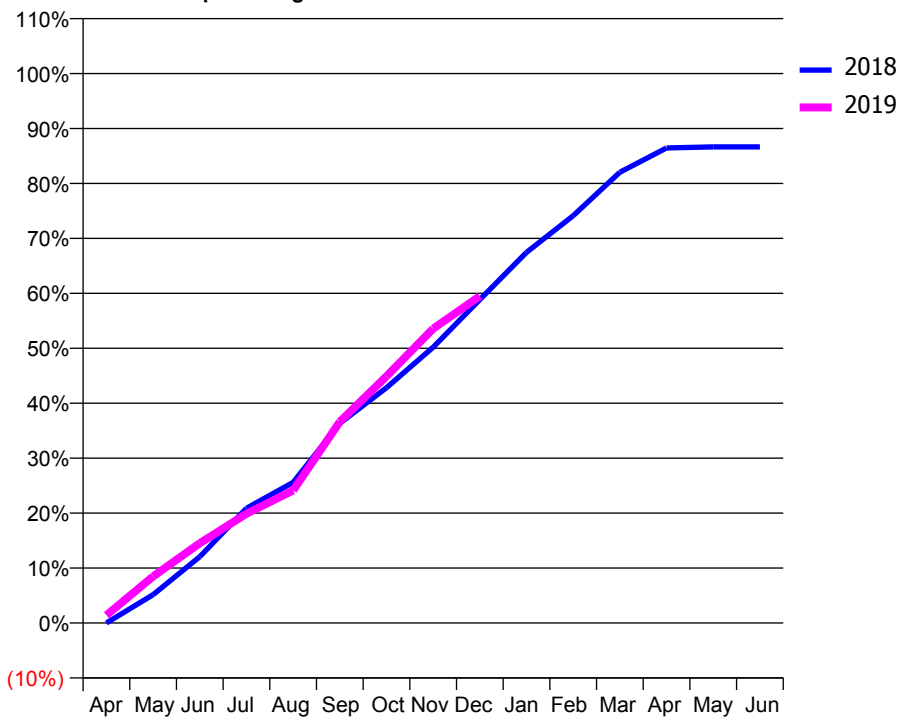
ACCESS*

Patients seen in 24 months	Total	Change since previous quarter
Quarter ending December 2017	1,523	
Quarter ending March 2018	1,529	→
Quarter ending June 2018	1,526	→
Quarter ending September 2018	1,536	→
Quarter ending December 2018	1,518	↓
Variance since December 2017	(0.3%)	→



ACTIVITY

Cumulative percentage of contracted UDA delivered 2018 & 2019



Adjusted Scheduled Activity (UDA)

Month	2018	2019
April	0	53
May	194	318
June	452	544
July	783	746
August	960	905
September	1,363	1,373
October	1,606	1,684
November	1,883	2,009
December	2,207	2,231
January	2,530	
February	2,779	
March	3,077	
April	3,242	
May	3,249	
June	3,249	

QUALITY

	Quantity	Base Number	Contract	AT	Region	England
% of FP17s for the same patient ID Re-attending within 3 months - Children	14	485	2.9%	11.5%	11.3%	11.8%
% of FP17s for the same patient ID Re-attending within 3 months - Adults	91	986	9.2%	14.8%	15.3%	15.6%
% of FP17s for the same patient ID Re-attending between 3 & 9 months - Children	272	485	56.1%	58.3%	61.1%	58.8%
% of FP17s for the same patient ID Re-attending between 3 & 9 months - Adults	534	986	54.2%	49.3%	52.4%	51.0%
% of FP17s for Band 1 Urgent Courses	51	1,364	3.7%	9.7%	9.5%	9.0%
% of FP17s Relating to Free Repair or Replacements	5	1,364	0.4%	0.7%	0.7%	0.8%
% of FP17s Relating to Continuations	1	1,364	0.1%	0.6%	0.8%	0.9%
% of Patients satisfied with the dentistry they have received	1	1	N/A	94.1%	93.1%	93.2%
% of Patients satisfied with the time they had to wait for an appointment	1	1	N/A	87.3%	87.8%	88.3%

* This is based on patients treated on this contract for their most recent course of treatment. Figures in italics indicate the base number of FP17s or Patient Questionnaire responses are less than 100. N/A is shown where the base number of responses is less than 10 during the period. % is calculated as Quantity/Base number*100

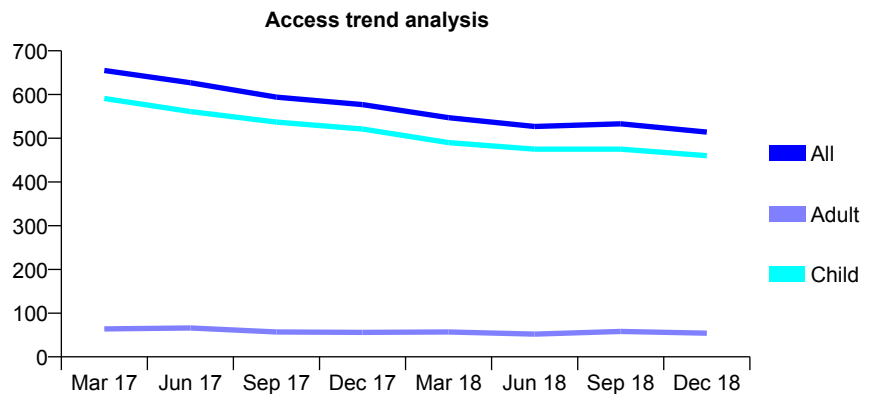
Q69 - Vital Signs At a Glance Contract Report for 239275/0001 - December 2018

Name or company name	RHDC Partners
Contract type name	GDS Contract
Purpose of contract	General
Contract start date	01/04/2006
Contract end date	

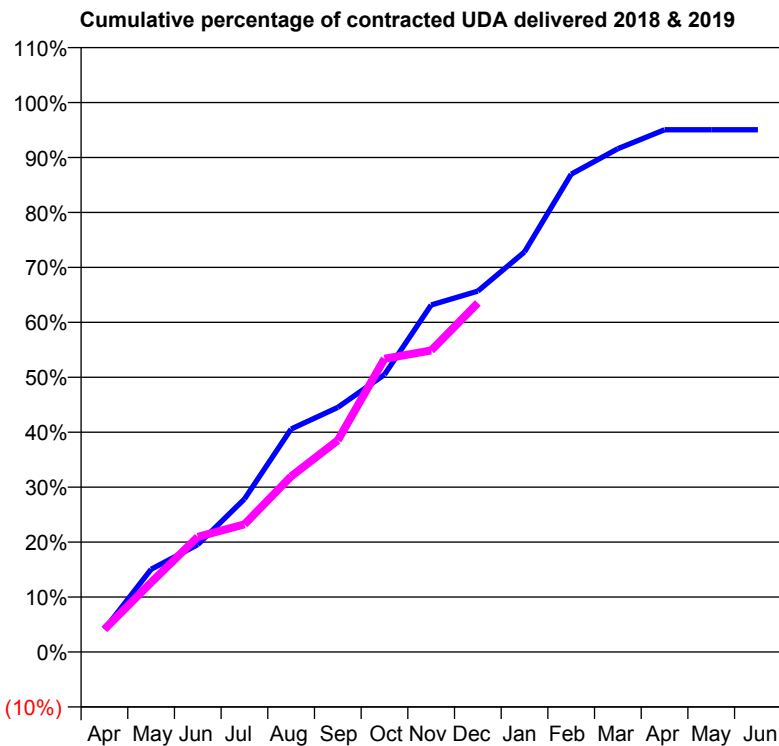
18/19 Contracted general activity (UDA)	870
Carry forward general activity (UDA)	0
18/19 Contracted orthodontic activity (UOA)	0
Carry forward orthodontic activity (UOA)	0
Baseline contract value	£21,150.20

ACCESS*

Patients seen in 24 months	Total	Change since previous quarter
Quarter ending December 2017	577	
Quarter ending March 2018	547	↓
Quarter ending June 2018	527	↓
Quarter ending September 2018	533	→
Quarter ending December 2018	514	↓
Variance since December 2017	(10.9%)	↓



ACTIVITY



Adjusted Scheduled Activity (UDA)		
Month	2018	2019
April	36	36
May	131	110
June	170	182
July	242	202
August	353	278
September	387	335
October	439	464
November	549	477
December	571	553
January	633	
February	757	
March	797	
April	827	
May	827	
June	827	

QUALITY

	Quantity	Base Number	Contract	AT	Region	England
% of FP17s for the same patient ID Re-attending within 3 months - Children	29	457	6.3%	11.5%	11.3%	11.8%
% of FP17s for the same patient ID Re-attending within 3 months - Adults	0	0	N/A	14.8%	15.3%	15.6%
% of FP17s for the same patient ID Re-attending between 3 & 9 months - Children	260	457	56.9%	58.3%	61.1%	58.8%
% of FP17s for the same patient ID Re-attending between 3 & 9 months - Adults	0	0	N/A	49.3%	52.4%	51.0%
% of FP17s for Band 1 Urgent Courses	3	432	0.7%	9.7%	9.5%	9.0%
% of FP17s Relating to Free Repair or Replacements	0	432	0.0%	0.7%	0.7%	0.8%
% of FP17s Relating to Continuations	10	432	2.3%	0.6%	0.8%	0.9%
% of Patients satisfied with the dentistry they have received	0	0	N/A	94.1%	93.1%	93.2%
% of Patients satisfied with the time they had to wait for an appointment	0	0	N/A	87.3%	87.8%	88.3%

* This is based on patients treated on this contract for their most recent course of treatment. Figures in italics indicate the base number of FP17s or Patient Questionnaire responses are less than 100. N/A is shown where the base number of responses is less than 10 during the period. % is calculated as Quantity/Base number*100

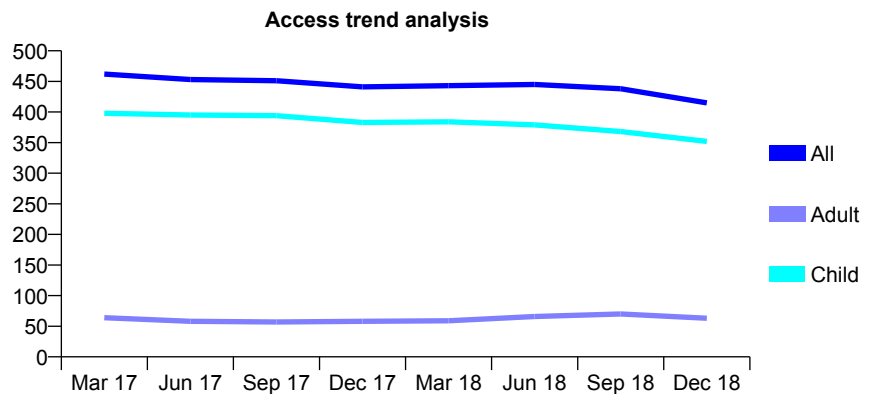
Q69 - Vital Signs At a Glance Contract Report for 244287/0001 - December 2018

Name or company name	MR CR HARRIS
Contract type name	GDS Contract
Purpose of contract	General
Contract start date	01/04/2006
Contract end date	

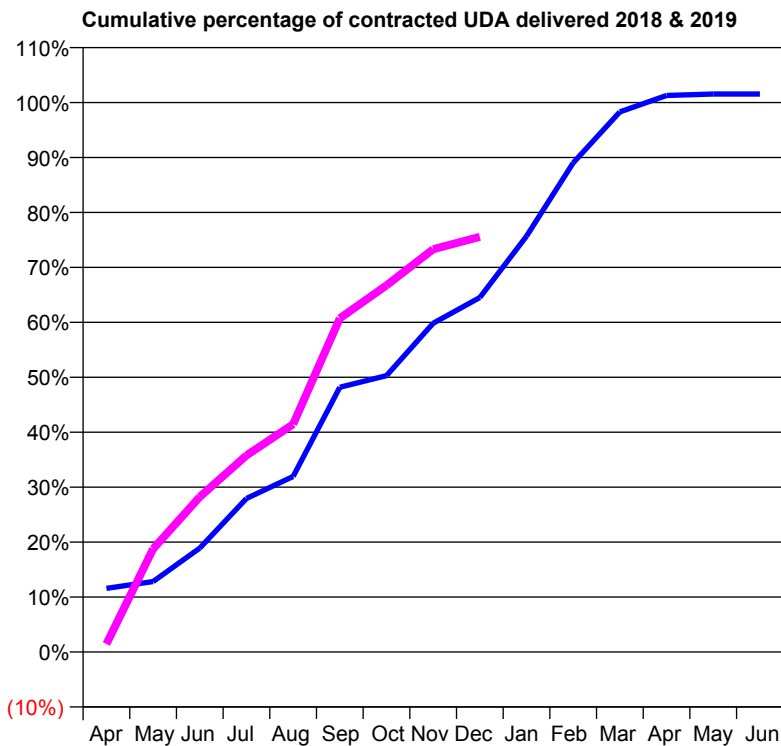
18/19 Contracted general activity (UDA)	1,083
Carry forward general activity (UDA)	-16
18/19 Contracted orthodontic activity (UOA)	0
Carry forward orthodontic activity (UOA)	0
Baseline contract value	£23,870.74

ACCESS*

Patients seen in 24 months	Total	Change since previous quarter
Quarter ending December 2017	441	
Quarter ending March 2018	443	→
Quarter ending June 2018	445	→
Quarter ending September 2018	438	↓
Quarter ending December 2018	415	↓
Variance since December 2017	(5.9%)	↓



ACTIVITY



Month	Adjusted Scheduled Activity (UDA)	
	2018	2019
April	126	16
May	139	203
June	205	306
July	303	387
August	346	449
September	522	658
October	545	723
November	648	794
December	699	818
January	820	
February	964	
March	1,064	
April	1,097	
May	1,100	
June	1,100	

QUALITY

	Quantity	Base Number	Contract	AT	Region	England
% of FP17s for the same patient ID Re-attending within 3 months - Children	46	433	10.6%	11.5%	11.3%	11.8%
% of FP17s for the same patient ID Re-attending within 3 months - Adults	2	22	9.1%	14.8%	15.3%	15.6%
% of FP17s for the same patient ID Re-attending between 3 & 9 months - Children	271	433	62.6%	58.3%	61.1%	58.8%
% of FP17s for the same patient ID Re-attending between 3 & 9 months - Adults	18	22	81.8%	49.3%	52.4%	51.0%
% of FP17s for Band 1 Urgent Courses	21	432	4.9%	9.7%	9.5%	9.0%
% of FP17s Relating to Free Repair or Replacements	0	432	0.0%	0.7%	0.7%	0.8%
% of FP17s Relating to Continuations	5	432	1.2%	0.6%	0.8%	0.9%
% of Patients satisfied with the dentistry they have received	0	0	N/A	94.1%	93.1%	93.2%
% of Patients satisfied with the time they had to wait for an appointment	0	0	N/A	87.3%	87.8%	88.3%

* This is based on patients treated on this contract for their most recent course of treatment. Figures in italics indicate the base number of FP17s or Patient Questionnaire responses are less than 100. N/A is shown where the base number of responses is less than 10 during the period. % is calculated as Quantity/Base number*100

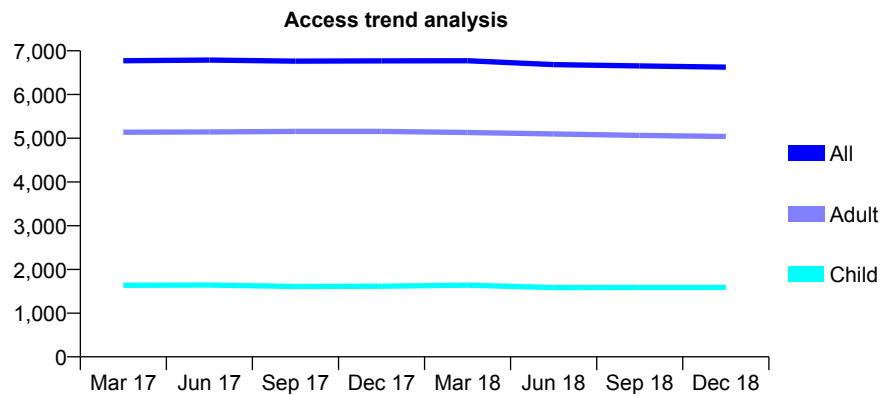
Q69 - Vital Signs At a Glance Contract Report for 250511/0001 - December 2018

Name or company name	Mr BS Degun and Mr DS Jheeta
Contract type name	GDS Contract
Purpose of contract	General
Contract start date	01/04/2006
Contract end date	

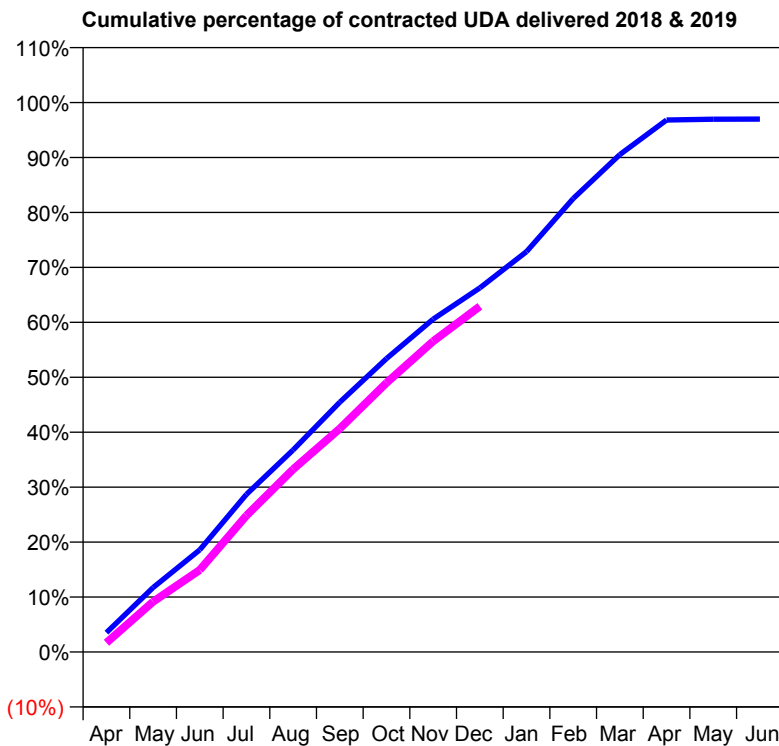
18/19 Contracted general activity (UDA)	21,463
Carry forward general activity (UDA)	648
18/19 Contracted orthodontic activity (UOA)	0
Carry forward orthodontic activity (UOA)	0
Baseline contract value	£551,481.75

ACCESS*

Patients seen in 24 months	Total	Change since previous quarter
Quarter ending December 2017	6,770	
Quarter ending March 2018	6,772	→
Quarter ending June 2018	6,683	↓
Quarter ending September 2018	6,653	→
Quarter ending December 2018	6,627	→
Variance since December 2017	(2.1%)	↓



ACTIVITY



Month	Adjusted Scheduled Activity (UDA)	
	2018	2019
April	759	360
May	2,520	1,964
June	3,994	3,207
July	6,159	5,329
August	7,891	7,136
September	9,759	8,729
October	11,460	10,514
November	13,004	12,139
December	14,219	13,502
January	15,636	
February	17,711	
March	19,432	
April	20,780	
May	20,812	
June	20,814	

QUALITY

	Quantity	Base Number	Contract	AT	Region	England
% of FP17s for the same patient ID Re-attending within 3 months - Children	137	1,811	7.6%	11.5%	11.3%	11.8%
% of FP17s for the same patient ID Re-attending within 3 months - Adults	502	4,494	11.2%	14.8%	15.3%	15.6%
% of FP17s for the same patient ID Re-attending between 3 & 9 months - Children	1,080	1,811	59.6%	58.3%	61.1%	58.8%
% of FP17s for the same patient ID Re-attending between 3 & 9 months - Adults	2,270	4,494	50.5%	49.3%	52.4%	51.0%
% of FP17s for Band 1 Urgent Courses	771	5,924	13.0%	9.7%	9.5%	9.0%
% of FP17s Relating to Free Repair or Replacements	24	5,924	0.4%	0.7%	0.7%	0.8%
% of FP17s Relating to Continuations	12	5,924	0.2%	0.6%	0.8%	0.9%
% of Patients satisfied with the dentistry they have received	2	2	N/A	94.1%	93.1%	93.2%
% of Patients satisfied with the time they had to wait for an appointment	2	2	N/A	87.3%	87.8%	88.3%

* This is based on patients treated on this contract for their most recent course of treatment. Figures in italics indicate the base number of FP17s or Patient Questionnaire responses are less than 100. N/A is shown where the base number of responses is less than 10 during the period. % is calculated as Quantity/Base number*100

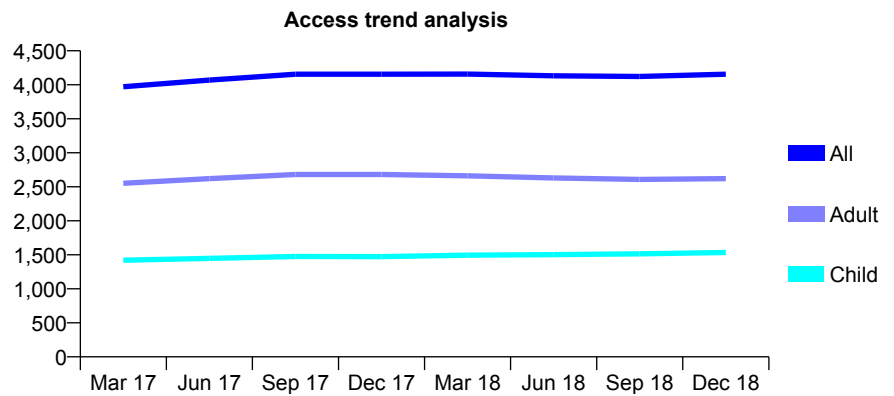
Q69 - Vital Signs At a Glance Contract Report for 250929/0001 - December 2018

Name or company name	MR JS GILL
Contract type name	GDS Contract
Purpose of contract	General
Contract start date	01/04/2006
Contract end date	

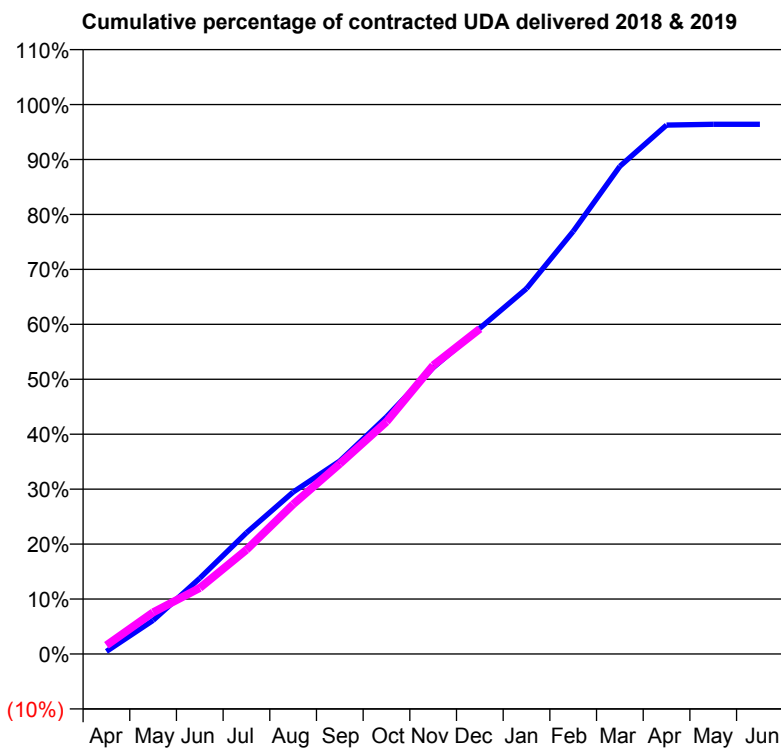
18/19 Contracted general activity (UDA)	13,780
Carry forward general activity (UDA)	495
18/19 Contracted orthodontic activity (UOA)	0
Carry forward orthodontic activity (UOA)	0
Baseline contract value	£437,235.04

ACCESS*

Patients seen in 24 months	Total	Change since previous quarter
Quarter ending December 2017	4,155	
Quarter ending March 2018	4,158	→
Quarter ending June 2018	4,132	→
Quarter ending September 2018	4,123	→
Quarter ending December 2018	4,156	→
Variance since December 2017	0.0%	→



ACTIVITY



Month	Adjusted Scheduled Activity (UDA)	
	2018	2019
April	66	218
May	846	1,045
June	1,901	1,657
July	3,042	2,613
August	4,061	3,755
September	4,839	4,771
October	5,949	5,825
November	7,180	7,238
December	8,173	8,154
January	9,163	
February	10,600	
March	12,229	
April	13,262	
May	13,283	
June	13,284	

QUALITY

	Quantity	Base Number	Contract	AT	Region	England
% of FP17s for the same patient ID Re-attending within 3 months - Children	75	1,469	5.1%	11.5%	11.3%	11.8%
% of FP17s for the same patient ID Re-attending within 3 months - Adults	279	2,027	13.8%	14.8%	15.3%	15.6%
% of FP17s for the same patient ID Re-attending between 3 & 9 months - Children	884	1,469	60.2%	58.3%	61.1%	58.8%
% of FP17s for the same patient ID Re-attending between 3 & 9 months - Adults	872	2,027	43.0%	49.3%	52.4%	51.0%
% of FP17s for Band 1 Urgent Courses	410	3,286	12.5%	9.7%	9.5%	9.0%
% of FP17s Relating to Free Repair or Replacements	25	3,286	0.8%	0.7%	0.7%	0.8%
% of FP17s Relating to Continuations	2	3,286	0.1%	0.6%	0.8%	0.9%
% of Patients satisfied with the dentistry they have received	1	1	N/A	94.1%	93.1%	93.2%
% of Patients satisfied with the time they had to wait for an appointment	1	1	N/A	87.3%	87.8%	88.3%

* This is based on patients treated on this contract for their most recent course of treatment. Figures in italics indicate the base number of FP17s or Patient Questionnaire responses are less than 100. N/A is shown where the base number of responses is less than 10 during the period. % is calculated as Quantity/Base number*100

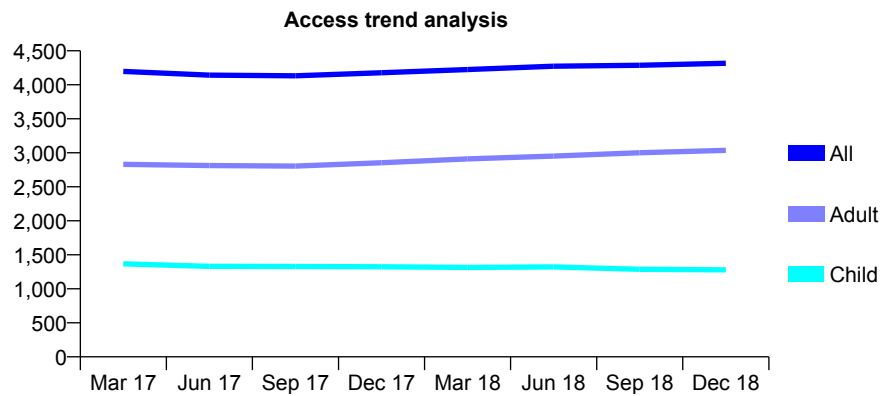
Q69 - Vital Signs At a Glance Contract Report for 253359/0001 - December 2018

Name or company name	MR MA LADAK
Contract type name	GDS Contract
Purpose of contract	General
Contract start date	01/04/2006
Contract end date	

18/19 Contracted general activity (UDA)	11,021
Carry forward general activity (UDA)	0
18/19 Contracted orthodontic activity (UOA)	0
Carry forward orthodontic activity (UOA)	0
Baseline contract value	£361,522.16

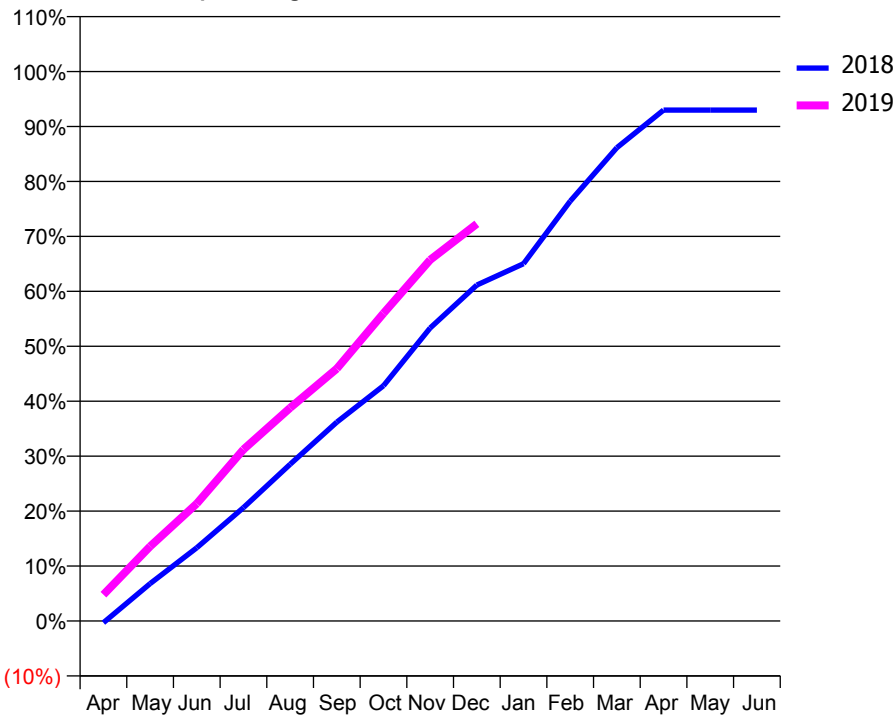
ACCESS*

Patients seen in 24 months	Total	Change since previous quarter
Quarter ending December 2017	4,178	
Quarter ending March 2018	4,225	→
Quarter ending June 2018	4,273	→
Quarter ending September 2018	4,288	→
Quarter ending December 2018	4,316	→
Variance since December 2017	3.3%	↑



ACTIVITY

Cumulative percentage of contracted UDA delivered 2018 & 2019



Month	Adjusted Scheduled Activity (UDA)	
	2018	2019
April	-35	529
May	749	1,497
June	1,469	2,354
July	2,275	3,439
August	3,143	4,274
September	3,989	5,062
October	4,718	6,171
November	5,876	7,244
December	6,737	7,965
January	7,166	
February	8,421	
March	9,494	
April	10,246	
May	10,246	
June	10,246	

QUALITY

	Quantity	Base Number	Contract	AT	Region	England
% of FP17s for the same patient ID Re-attending within 3 months - Children	106	1,545	6.9%	11.5%	11.3%	11.8%
% of FP17s for the same patient ID Re-attending within 3 months - Adults	486	3,213	15.1%	14.8%	15.3%	15.6%
% of FP17s for the same patient ID Re-attending between 3 & 9 months - Children	1,081	1,545	70.0%	58.3%	61.1%	58.8%
% of FP17s for the same patient ID Re-attending between 3 & 9 months - Adults	1,746	3,213	54.3%	49.3%	52.4%	51.0%
% of FP17s for Band 1 Urgent Courses	334	4,467	7.5%	9.7%	9.5%	9.0%
% of FP17s Relating to Free Repair or Replacements	25	4,467	0.6%	0.7%	0.7%	0.8%
% of FP17s Relating to Continuations	81	4,467	1.8%	0.6%	0.8%	0.9%
% of Patients satisfied with the dentistry they have received	0	0	N/A	94.1%	93.1%	93.2%
% of Patients satisfied with the time they had to wait for an appointment	0	0	N/A	87.3%	87.8%	88.3%

* This is based on patients treated on this contract for their most recent course of treatment. Figures in italics indicate the base number of FP17s or Patient Questionnaire responses are less than 100. N/A is shown where the base number of responses is less than 10 during the period. % is calculated as Quantity/Base number*100

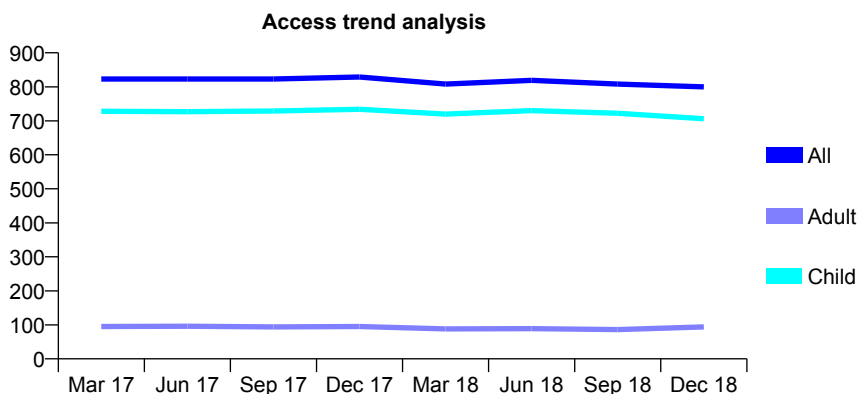
Q69 - Vital Signs At a Glance Contract Report for 253731/0001 - December 2018

Name or company name	MR V KUMAR
Contract type name	GDS Contract
Purpose of contract	General
Contract start date	01/04/2006
Contract end date	

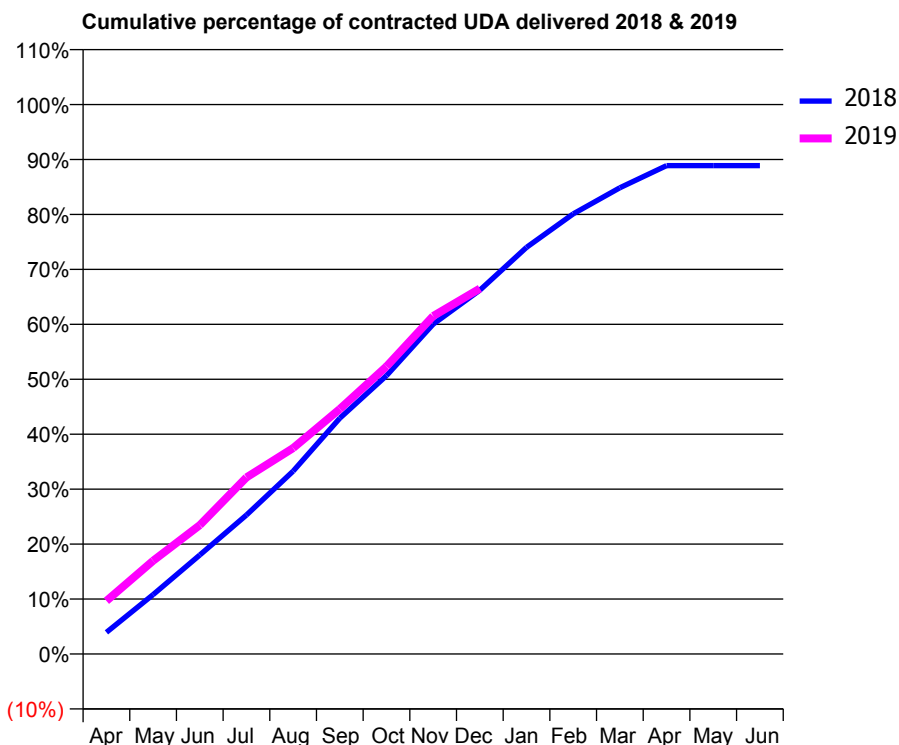
18/19 Contracted general activity (UDA)	1,570
Carry forward general activity (UDA)	0
18/19 Contracted orthodontic activity (UOA)	0
Carry forward orthodontic activity (UOA)	0
Baseline contract value	£41,662.68

ACCESS*

Patients seen in 24 months	Total	Change since previous quarter
Quarter ending December 2017	829	
Quarter ending March 2018	808	↓
Quarter ending June 2018	819	→
Quarter ending September 2018	808	↓
Quarter ending December 2018	800	→
Variance since December 2017	(3.5%)	↓



ACTIVITY



Month	Adjusted Scheduled Activity (UDA)	
	2018	2019
April	62	152
May	170	267
June	283	368
July	397	505
August	522	589
September	674	700
October	795	822
November	942	966
December	1,040	1,044
January	1,162	
February	1,258	
March	1,332	
April	1,395	
May	1,395	
June	1,395	

QUALITY

	Quantity	Base Number	Contract	AT	Region	England
% of FP17s for the same patient ID Re-attending within 3 months - Children	41	929	4.4%	11.5%	11.3%	11.8%
% of FP17s for the same patient ID Re-attending within 3 months - Adults	1	28	3.6%	14.8%	15.3%	15.6%
% of FP17s for the same patient ID Re-attending between 3 & 9 months - Children	689	929	74.2%	58.3%	61.1%	58.8%
% of FP17s for the same patient ID Re-attending between 3 & 9 months - Adults	17	28	60.7%	49.3%	52.4%	51.0%
% of FP17s for Band 1 Urgent Courses	18	898	2.0%	9.7%	9.5%	9.0%
% of FP17s Relating to Free Repair or Replacements	0	898	0.0%	0.7%	0.7%	0.8%
% of FP17s Relating to Continuations	6	898	0.7%	0.6%	0.8%	0.9%
% of Patients satisfied with the dentistry they have received	0	0	N/A	94.1%	93.1%	93.2%
% of Patients satisfied with the time they had to wait for an appointment	0	0	N/A	87.3%	87.8%	88.3%

* This is based on patients treated on this contract for their most recent course of treatment. Figures in italics indicate the base number of FP17s or Patient Questionnaire responses are less than 100. N/A is shown where the base number of responses is less than 10 during the period. % is calculated as Quantity/Base number*100

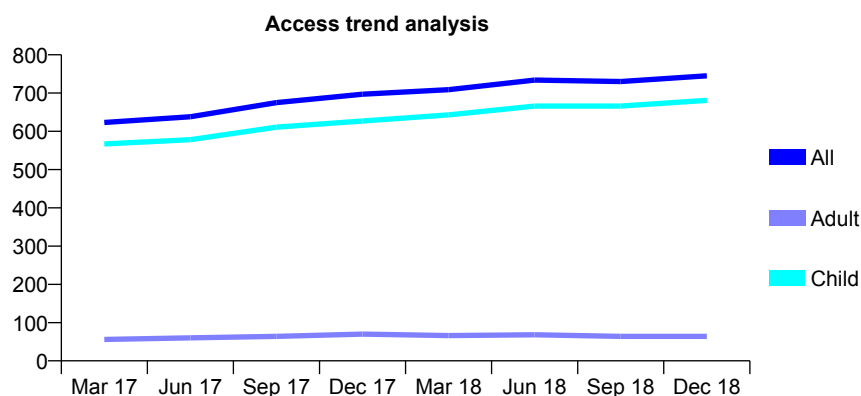
Q69 - Vital Signs At a Glance Contract Report for 257273/0001 - December 2018

Name or company name	MR NP ARNOLD
Contract type name	GDS Contract
Purpose of contract	General
Contract start date	01/04/2006
Contract end date	

18/19 Contracted general activity (UDA)	1,246
Carry forward general activity (UDA)	0
18/19 Contracted orthodontic activity (UOA)	0
Carry forward orthodontic activity (UOA)	0
Baseline contract value	£24,693.14

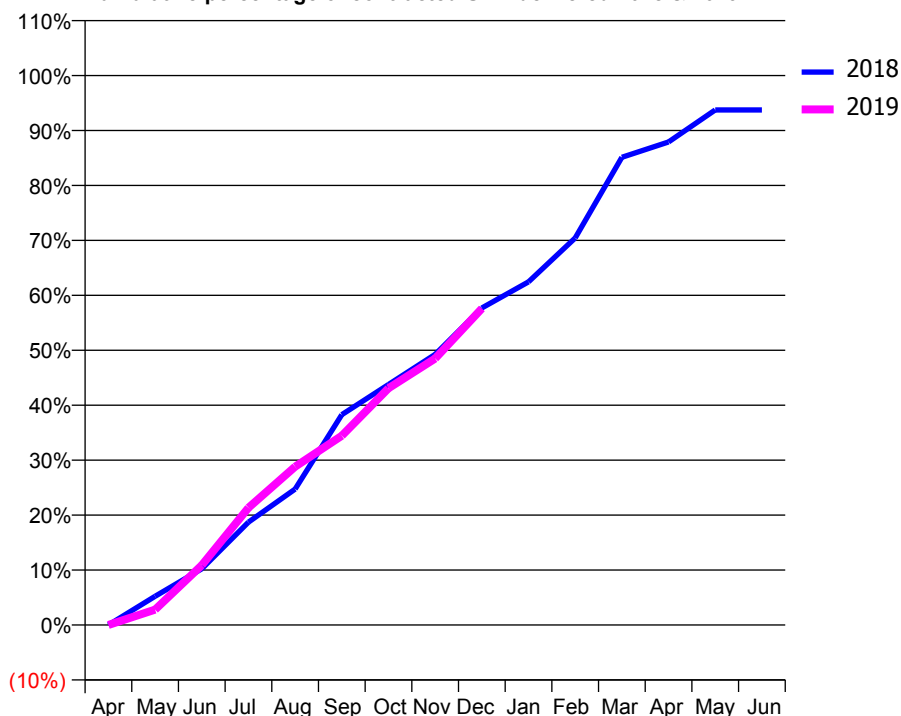
ACCESS*

Patients seen in 24 months	Total	Change since previous quarter
Quarter ending December 2017	697	
Quarter ending March 2018	709	→
Quarter ending June 2018	734	↑
Quarter ending September 2018	730	→
Quarter ending December 2018	745	↑
Variance since December 2017	6.9%	↑



ACTIVITY

Cumulative percentage of contracted UDA delivered 2018 & 2019



Adjusted Scheduled Activity (UDA)

Month	2018	2019
April	0	0
May	65	35
June	127	136
July	233	266
August	308	359
September	477	429
October	545	537
November	614	604
December	719	718
January	778	
February	878	
March	1,060	
April	1,095	
May	1,168	
June	1,168	

QUALITY

	Quantity	Base Number	Contract	AT	Region	England
% of FP17s for the same patient ID Re-attending within 3 months - Children	28	713	3.9%	11.5%	11.3%	11.8%
% of FP17s for the same patient ID Re-attending within 3 months - Adults	0	1	0.0%	14.8%	15.3%	15.6%
% of FP17s for the same patient ID Re-attending between 3 & 9 months - Children	434	713	60.9%	58.3%	61.1%	58.8%
% of FP17s for the same patient ID Re-attending between 3 & 9 months - Adults	0	1	0.0%	49.3%	52.4%	51.0%
% of FP17s for Band 1 Urgent Courses	19	621	3.1%	9.7%	9.5%	9.0%
% of FP17s Relating to Free Repair or Replacements	0	621	0.0%	0.7%	0.7%	0.8%
% of FP17s Relating to Continuations	0	621	0.0%	0.6%	0.8%	0.9%
% of Patients satisfied with the dentistry they have received	0	0	N/A	94.1%	93.1%	93.2%
% of Patients satisfied with the time they had to wait for an appointment	0	0	N/A	87.3%	87.8%	88.3%

* This is based on patients treated on this contract for their most recent course of treatment. Figures in italics indicate the base number of FP17s or Patient Questionnaire responses are less than 100. N/A is shown where the base number of responses is less than 10 during the period. % is calculated as Quantity/Base number*100

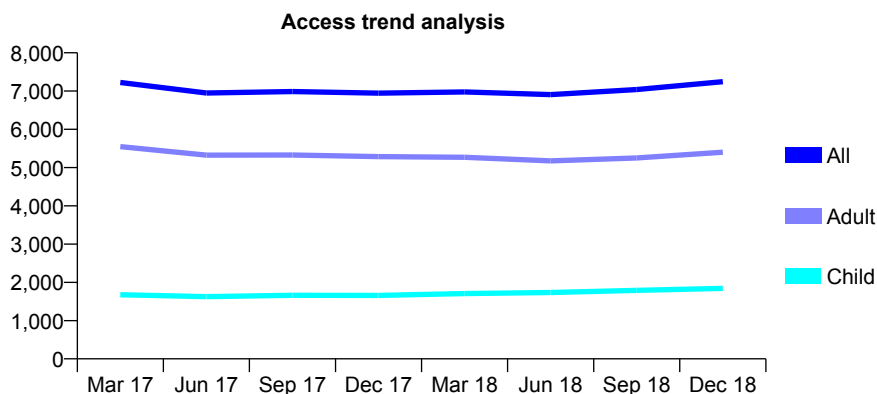
Q69 - Vital Signs At a Glance Contract Report for 258989/0001 - December 2018

Name or company name	Inspire Dental Karishaan Ltd
Contract type name	GDS Contract
Purpose of contract	General
Contract start date	01/04/2006
Contract end date	

18/19 Contracted general activity (UDA)	21,255
Carry forward general activity (UDA)	-61
18/19 Contracted orthodontic activity (UOA)	0
Carry forward orthodontic activity (UOA)	0
Baseline contract value	£679,542.59

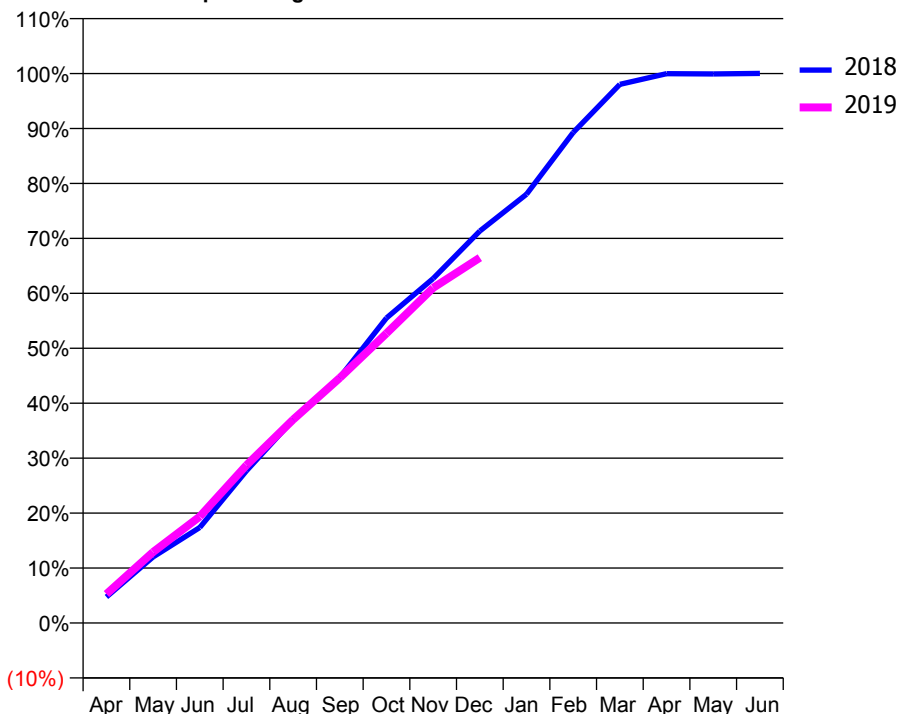
ACCESS*

Patients seen in 24 months	Total	Change since previous quarter
Quarter ending December 2017	6,945	
Quarter ending March 2018	6,977	→
Quarter ending June 2018	6,908	→
Quarter ending September 2018	7,040	→
Quarter ending December 2018	7,244	↑
Variance since December 2017	4.3%	↑



ACTIVITY

Cumulative percentage of contracted UDA delivered 2018 & 2019



Month	Adjusted Scheduled Activity (UDA)	
	2018	2019
April	923	1,124
May	2,343	2,749
June	3,389	4,117
July	5,400	6,106
August	7,210	7,869
September	8,712	9,482
October	10,825	11,207
November	12,227	12,965
December	13,909	14,131
January	15,216	
February	17,408	
March	19,114	
April	19,495	
May	19,485	
June	19,504	

QUALITY

	Quantity	Base Number	Contract	AT	Region	England
% of FP17s for the same patient ID Re-attending within 3 months - Children	96	1,783	5.4%	11.5%	11.3%	11.8%
% of FP17s for the same patient ID Re-attending within 3 months - Adults	709	5,230	13.6%	14.8%	15.3%	15.6%
% of FP17s for the same patient ID Re-attending between 3 & 9 months - Children	842	1,783	47.2%	58.3%	61.1%	58.8%
% of FP17s for the same patient ID Re-attending between 3 & 9 months - Adults	2,395	5,230	45.8%	49.3%	52.4%	51.0%
% of FP17s for Band 1 Urgent Courses	364	6,812	5.3%	9.7%	9.5%	9.0%
% of FP17s Relating to Free Repair or Replacements	20	6,812	0.3%	0.7%	0.7%	0.8%
% of FP17s Relating to Continuations	25	6,812	0.4%	0.6%	0.8%	0.9%
% of Patients satisfied with the dentistry they have received	3	3	N/A	94.1%	93.1%	93.2%
% of Patients satisfied with the time they had to wait for an appointment	3	3	N/A	87.3%	87.8%	88.3%

* This is based on patients treated on this contract for their most recent course of treatment. Figures in italics indicate the base number of FP17s or Patient Questionnaire responses are less than 100. N/A is shown where the base number of responses is less than 10 during the period. % is calculated as Quantity/Base number*100

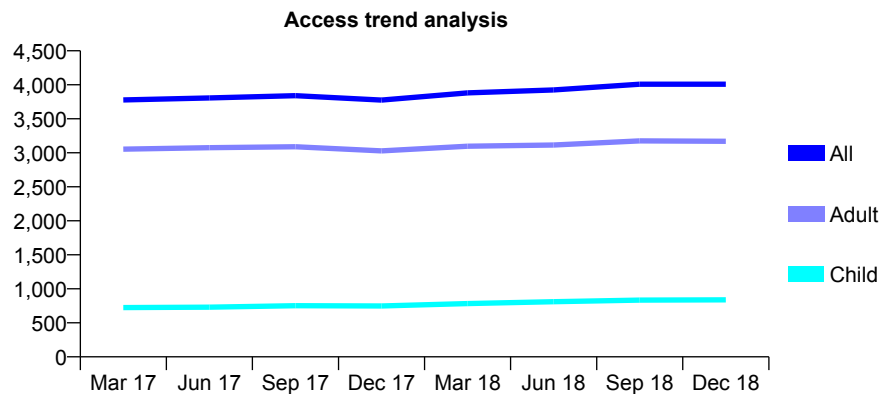
Q69 - Vital Signs At a Glance Contract Report for 263400/0001 - December 2018

Name or company name	MR TP WINDSOR
Contract type name	GDS Contract
Purpose of contract	General
Contract start date	01/04/2006
Contract end date	

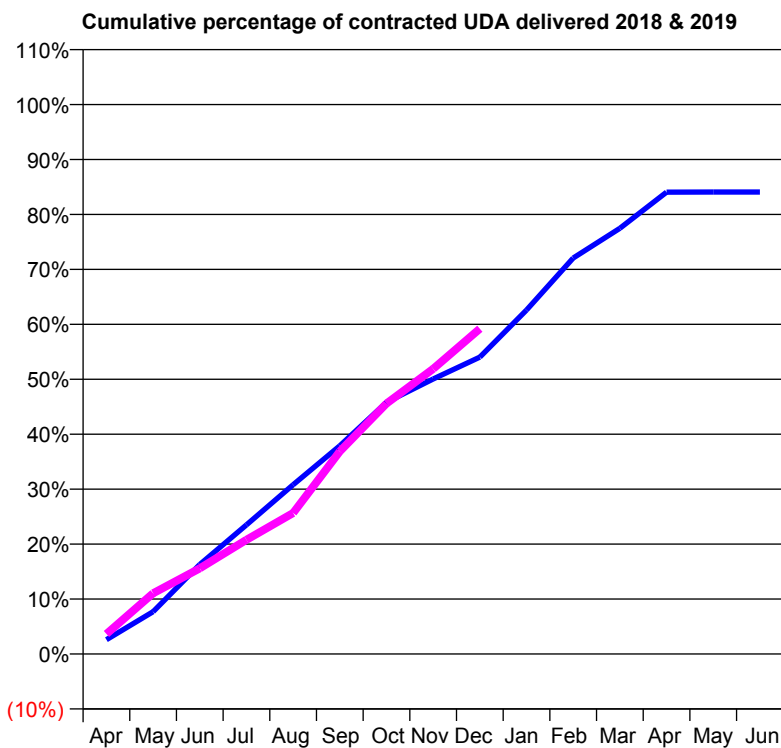
18/19 Contracted general activity (UDA)	12,294
Carry forward general activity (UDA)	0
18/19 Contracted orthodontic activity (UOA)	0
Carry forward orthodontic activity (UOA)	0
Baseline contract value	£298,309.98

ACCESS*

Patients seen in 24 months	Total	Change since previous quarter
Quarter ending December 2017	3,776	
Quarter ending March 2018	3,881	↑
Quarter ending June 2018	3,925	→
Quarter ending September 2018	4,009	↑
Quarter ending December 2018	4,008	→
Variance since December 2017	6.1%	↑



ACTIVITY



Adjusted Scheduled Activity (UDA)		
Month	2018	2019
April	322	449
May	946	1,359
June	2,004	1,917
July	2,889	2,556
August	3,786	3,156
September	4,659	4,532
October	5,631	5,604
November	6,153	6,380
December	6,644	7,278
January	7,696	
February	8,860	
March	9,525	
April	10,333	
May	10,335	
June	10,336	

QUALITY

	Quantity	Base Number	Contract	AT	Region	England
% of FP17s for the same patient ID Re-attending within 3 months - Children	45	904	5.0%	11.5%	11.3%	11.8%
% of FP17s for the same patient ID Re-attending within 3 months - Adults	373	3,330	11.2%	14.8%	15.3%	15.6%
% of FP17s for the same patient ID Re-attending between 3 & 9 months - Children	558	904	61.7%	58.3%	61.1%	58.8%
% of FP17s for the same patient ID Re-attending between 3 & 9 months - Adults	2,027	3,330	60.9%	49.3%	52.4%	51.0%
% of FP17s for Band 1 Urgent Courses	339	3,985	8.5%	9.7%	9.5%	9.0%
% of FP17s Relating to Free Repair or Replacements	18	3,985	0.5%	0.7%	0.7%	0.8%
% of FP17s Relating to Continuations	7	3,985	0.2%	0.6%	0.8%	0.9%
% of Patients satisfied with the dentistry they have received	2	2	N/A	94.1%	93.1%	93.2%
% of Patients satisfied with the time they had to wait for an appointment	1	2	N/A	87.3%	87.8%	88.3%

* This is based on patients treated on this contract for their most recent course of treatment. Figures in italics indicate the base number of FP17s or Patient Questionnaire responses are less than 100. N/A is shown where the base number of responses is less than 10 during the period. % is calculated as Quantity/Base number*100

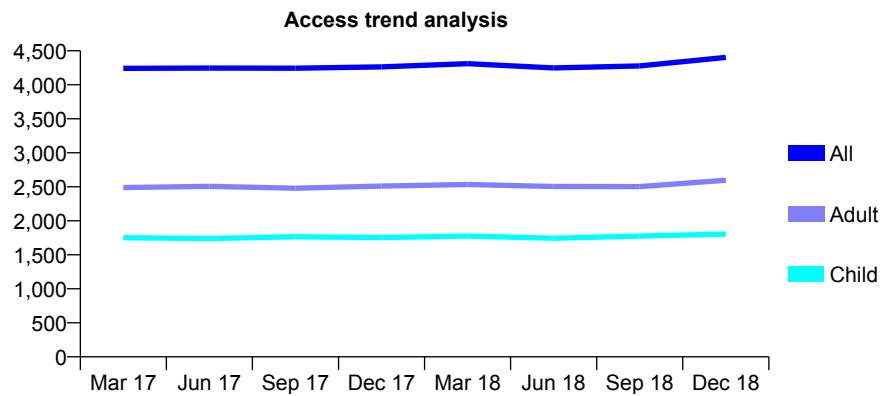
Q69 - Vital Signs At a Glance Contract Report for 269913/0002 - December 2018

Name or company name	MISS NZ ALI
Contract type name	GDS Contract
Purpose of contract	General
Contract start date	01/06/2006
Contract end date	

18/19 Contracted general activity (UDA)	14,008
Carry forward general activity (UDA)	27
18/19 Contracted orthodontic activity (UOA)	0
Carry forward orthodontic activity (UOA)	0
Baseline contract value	£431,028.67

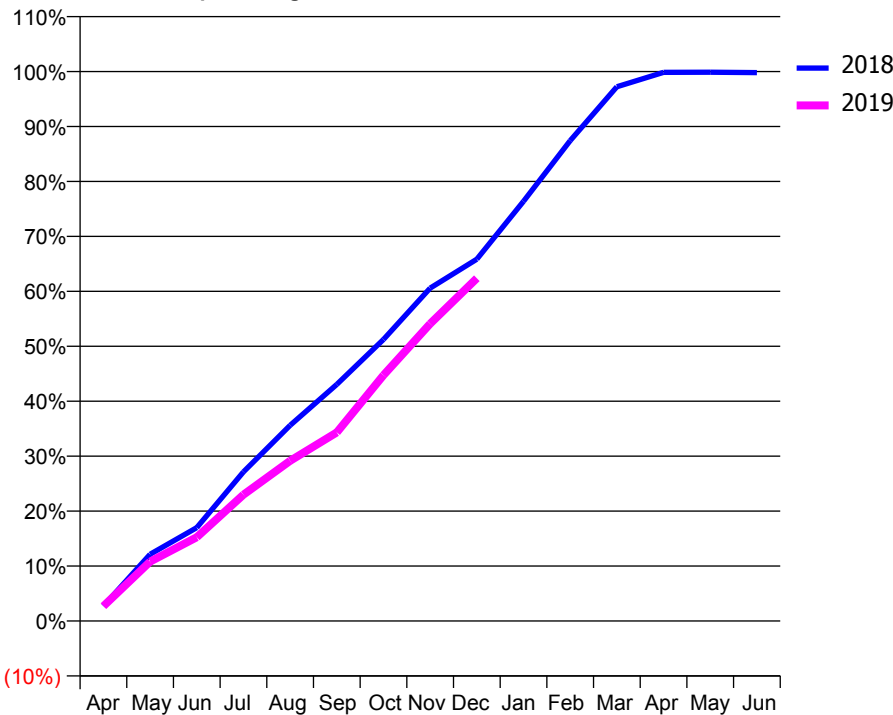
ACCESS*

Patients seen in 24 months	Total	Change since previous quarter
Quarter ending December 2017	4,264	
Quarter ending March 2018	4,311	→
Quarter ending June 2018	4,249	↓
Quarter ending September 2018	4,277	→
Quarter ending December 2018	4,402	↑
Variance since December 2017	3.2%	↑



ACTIVITY

Cumulative percentage of contracted UDA delivered 2018 & 2019



Month	Adjusted Scheduled Activity (UDA)	
	2018	2019
April	366	379
May	1,624	1,514
June	2,271	2,136
July	3,628	3,219
August	4,760	4,083
September	5,756	4,809
October	6,847	6,268
November	8,096	7,579
December	8,800	8,737
January	10,207	
February	11,685	
March	12,994	
April	13,346	
May	13,349	
June	13,338	

QUALITY

	Quantity	Base Number	Contract	AT	Region	England
% of FP17s for the same patient ID Re-attending within 3 months - Children	122	1,396	8.7%	11.5%	11.3%	11.8%
% of FP17s for the same patient ID Re-attending within 3 months - Adults	301	1,782	16.9%	14.8%	15.3%	15.6%
% of FP17s for the same patient ID Re-attending between 3 & 9 months - Children	439	1,396	31.4%	58.3%	61.1%	58.8%
% of FP17s for the same patient ID Re-attending between 3 & 9 months - Adults	493	1,782	27.7%	49.3%	52.4%	51.0%
% of FP17s for Band 1 Urgent Courses	475	3,062	15.5%	9.7%	9.5%	9.0%
% of FP17s Relating to Free Repair or Replacements	5	3,062	0.2%	0.7%	0.7%	0.8%
% of FP17s Relating to Continuations	0	3,062	0.0%	0.6%	0.8%	0.9%
% of Patients satisfied with the dentistry they have received	3	4	N/A	94.1%	93.1%	93.2%
% of Patients satisfied with the time they had to wait for an appointment	3	4	N/A	87.3%	87.8%	88.3%

* This is based on patients treated on this contract for their most recent course of treatment. Figures in italics indicate the base number of FP17s or Patient Questionnaire responses are less than 100. N/A is shown where the base number of responses is less than 10 during the period. % is calculated as Quantity/Base number*100

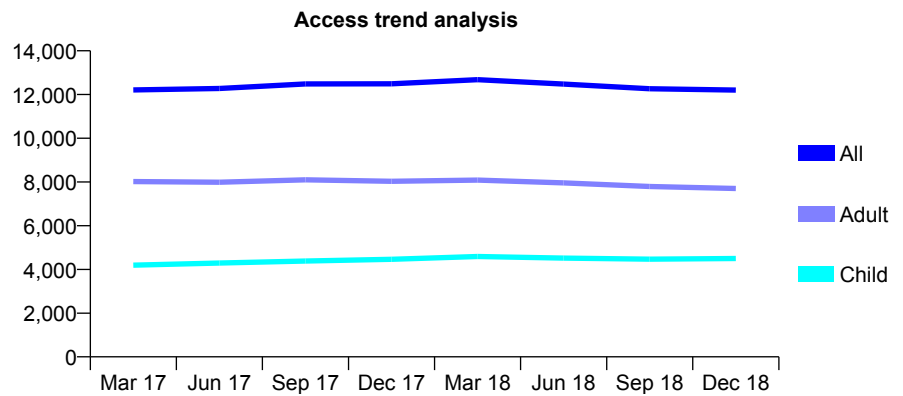
Q69 - Vital Signs At a Glance Contract Report for 270563/0001 - December 2018

Name or company name	MR RS DHARWAR
Contract type name	GDS Contract
Purpose of contract	General
Contract start date	01/04/2006
Contract end date	

18/19 Contracted general activity (UDA)	31,189
Carry forward general activity (UDA)	1,129
18/19 Contracted orthodontic activity (UOA)	0
Carry forward orthodontic activity (UOA)	0
Baseline contract value	£812,177.87

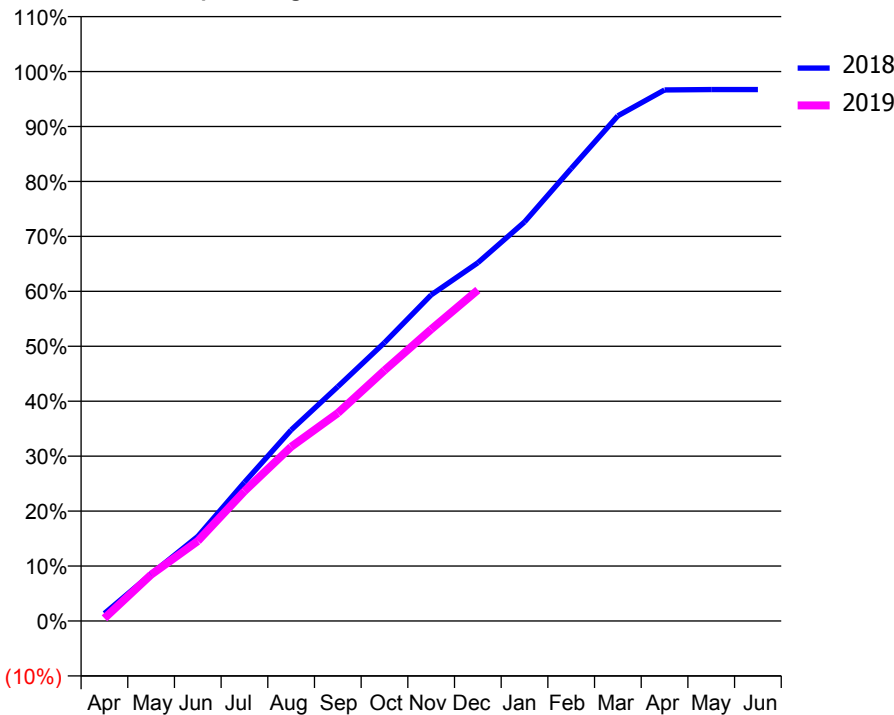
ACCESS*

Patients seen in 24 months	Total	Change since previous quarter
Quarter ending December 2017	12,490	
Quarter ending March 2018	12,677	→
Quarter ending June 2018	12,475	↓
Quarter ending September 2018	12,266	↓
Quarter ending December 2018	12,201	→
Variance since December 2017	(2.3%)	↓



ACTIVITY

Cumulative percentage of contracted UDA delivered 2018 & 2019



Month	Adjusted Scheduled Activity (UDA)	
	2018	2019
April	470	153
May	2,934	2,631
June	5,283	4,534
July	8,665	7,366
August	11,928	9,889
September	14,631	11,803
October	17,382	14,226
November	20,361	16,556
December	22,368	18,786
January	24,919	
February	28,251	
March	31,541	
April	33,158	
May	33,181	
June	33,179	

QUALITY

	Quantity	Base Number	Contract	AT	Region	England
% of FP17s for the same patient ID Re-attending within 3 months - Children	289	4,371	6.6%	11.5%	11.3%	11.8%
% of FP17s for the same patient ID Re-attending within 3 months - Adults	981	6,814	14.4%	14.8%	15.3%	15.6%
% of FP17s for the same patient ID Re-attending between 3 & 9 months - Children	2,720	4,371	62.2%	58.3%	61.1%	58.8%
% of FP17s for the same patient ID Re-attending between 3 & 9 months - Adults	3,459	6,814	50.8%	49.3%	52.4%	51.0%
% of FP17s for Band 1 Urgent Courses	1,038	10,059	10.3%	9.7%	9.5%	9.0%
% of FP17s Relating to Free Repair or Replacements	74	10,059	0.7%	0.7%	0.7%	0.8%
% of FP17s Relating to Continuations	28	10,059	0.3%	0.6%	0.8%	0.9%
% of Patients satisfied with the dentistry they have received	4	4	N/A	94.1%	93.1%	93.2%
% of Patients satisfied with the time they had to wait for an appointment	3	4	N/A	87.3%	87.8%	88.3%

* This is based on patients treated on this contract for their most recent course of treatment. Figures in italics indicate the base number of FP17s or Patient Questionnaire responses are less than 100. N/A is shown where the base number of responses is less than 10 during the period. % is calculated as Quantity/Base number*100

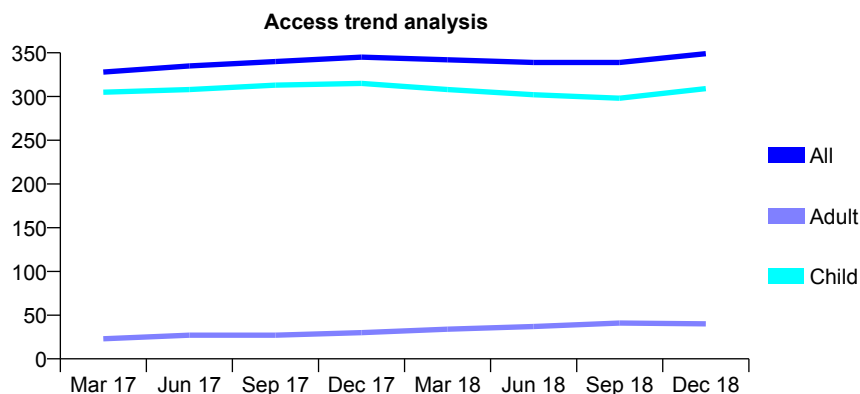
Q69 - Vital Signs At a Glance Contract Report for 272558/0001 - December 2018

Name or company name	MRS OF QADEER
Contract type name	GDS Contract
Purpose of contract	General
Contract start date	04/09/2012
Contract end date	

18/19 Contracted general activity (UDA)	809
Carry forward general activity (UDA)	24
18/19 Contracted orthodontic activity (UOA)	0
Carry forward orthodontic activity (UOA)	0
Baseline contract value	£23,672.55

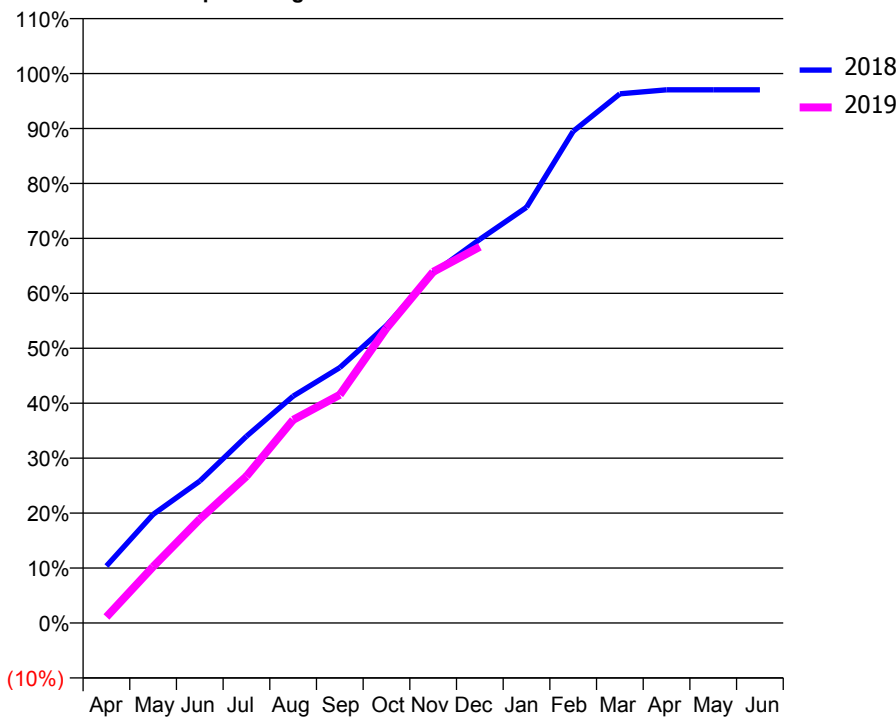
ACCESS*

Patients seen in 24 months	Total	Change since previous quarter
Quarter ending December 2017	345	
Quarter ending March 2018	342	→
Quarter ending June 2018	339	→
Quarter ending September 2018	339	→
Quarter ending December 2018	349	↑
Variance since December 2017	1.2%	→



ACTIVITY

Cumulative percentage of contracted UDA delivered 2018 & 2019



Month	Adjusted Scheduled Activity (UDA)	
	2018	2019
April	84	9
May	160	83
June	209	153
July	275	216
August	334	299
September	376	336
October	438	434
November	515	517
December	565	554
January	612	
February	724	
March	779	
April	785	
May	785	
June	785	

QUALITY

	Quantity	Base Number	Contract	AT	Region	England
% of FP17s for the same patient ID Re-attending within 3 months - Children	24	446	5.4%	11.5%	11.3%	11.8%
% of FP17s for the same patient ID Re-attending within 3 months - Adults	1	9	<i>11.1%</i>	14.8%	15.3%	15.6%
% of FP17s for the same patient ID Re-attending between 3 & 9 months - Children	300	446	67.3%	58.3%	61.1%	58.8%
% of FP17s for the same patient ID Re-attending between 3 & 9 months - Adults	5	9	<i>55.6%</i>	49.3%	52.4%	51.0%
% of FP17s for Band 1 Urgent Courses	0	453	0.0%	9.7%	9.5%	9.0%
% of FP17s Relating to Free Repair or Replacements	0	453	0.0%	0.7%	0.7%	0.8%
% of FP17s Relating to Continuations	12	453	2.6%	0.6%	0.8%	0.9%
% of Patients satisfied with the dentistry they have received	0	0	N/A	94.1%	93.1%	93.2%
% of Patients satisfied with the time they had to wait for an appointment	0	0	N/A	87.3%	87.8%	88.3%

* This is based on patients treated on this contract for their most recent course of treatment. Figures in italics indicate the base number of FP17s or Patient Questionnaire responses are less than 100. N/A is shown where the base number of responses is less than 10 during the period. % is calculated as Quantity/Base number*100

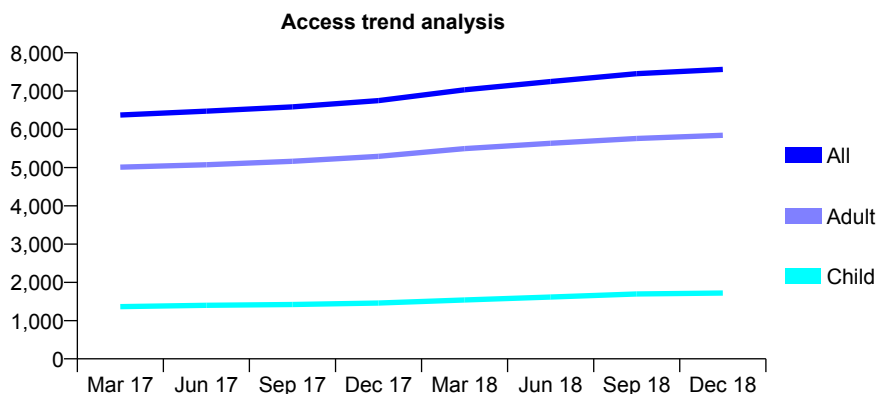
Q69 - Vital Signs At a Glance Contract Report for 272728/0001 - December 2018

Name or company name	MRS RK DHARWAR
Contract type name	GDS Contract
Purpose of contract	General
Contract start date	01/02/2011
Contract end date	

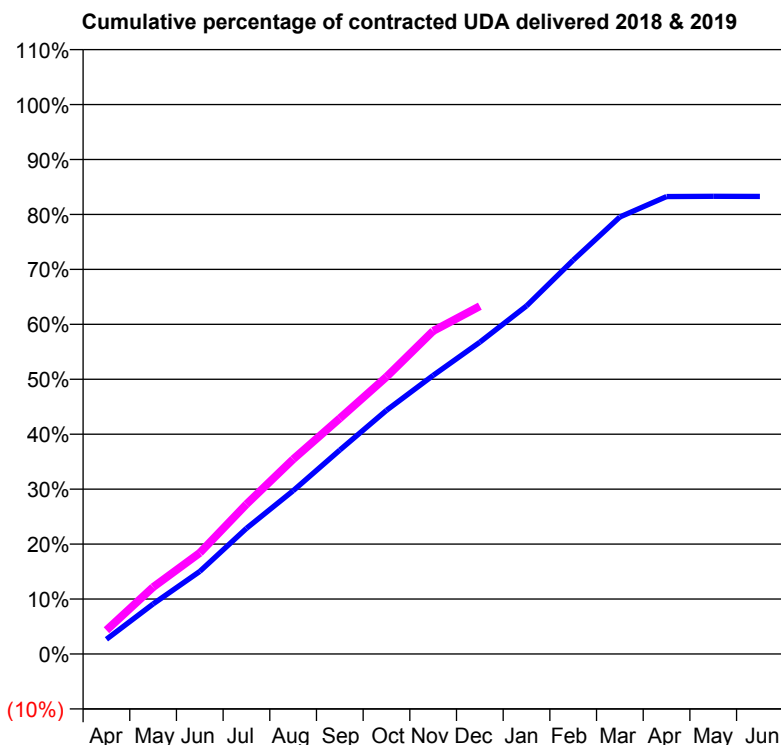
18/19 Contracted general activity (UDA)	22,500
Carry forward general activity (UDA)	0
18/19 Contracted orthodontic activity (UOA)	0
Carry forward orthodontic activity (UOA)	0
Baseline contract value	£575,734.70

ACCESS*

Patients seen in 24 months	Total	Change since previous quarter
Quarter ending December 2017	6,751	
Quarter ending March 2018	7,034	↑
Quarter ending June 2018	7,249	↑
Quarter ending September 2018	7,456	↑
Quarter ending December 2018	7,565	→
Variance since December 2017	12.1%	↑



ACTIVITY



Month	Adjusted Scheduled Activity (UDA)	
	2018	2019
April	604	976
May	2,050	2,737
June	3,383	4,142
July	5,145	6,133
August	6,688	7,977
September	8,353	9,649
October	9,980	11,351
November	11,409	13,225
December	12,770	14,241
January	14,255	
February	16,126	
March	17,894	
April	18,729	
May	18,740	
June	18,738	

QUALITY

	Quantity	Base Number	Contract	AT	Region	England
% of FP17s for the same patient ID Re-attending within 3 months - Children	125	2,086	6.0%	11.5%	11.3%	11.8%
% of FP17s for the same patient ID Re-attending within 3 months - Adults	665	6,311	10.5%	14.8%	15.3%	15.6%
% of FP17s for the same patient ID Re-attending between 3 & 9 months - Children	1,404	2,086	67.3%	58.3%	61.1%	58.8%
% of FP17s for the same patient ID Re-attending between 3 & 9 months - Adults	3,859	6,311	61.1%	49.3%	52.4%	51.0%
% of FP17s for Band 1 Urgent Courses	709	7,991	8.9%	9.7%	9.5%	9.0%
% of FP17s Relating to Free Repair or Replacements	38	7,991	0.5%	0.7%	0.7%	0.8%
% of FP17s Relating to Continuations	21	7,991	0.3%	0.6%	0.8%	0.9%
% of Patients satisfied with the dentistry they have received	9	10	90.0%	94.1%	93.1%	93.2%
% of Patients satisfied with the time they had to wait for an appointment	9	10	90.0%	87.3%	87.8%	88.3%

* This is based on patients treated on this contract for their most recent course of treatment. Figures in italics indicate the base number of FP17s or Patient Questionnaire responses are less than 100. N/A is shown where the base number of responses is less than 10 during the period. % is calculated as Quantity/Base number*100

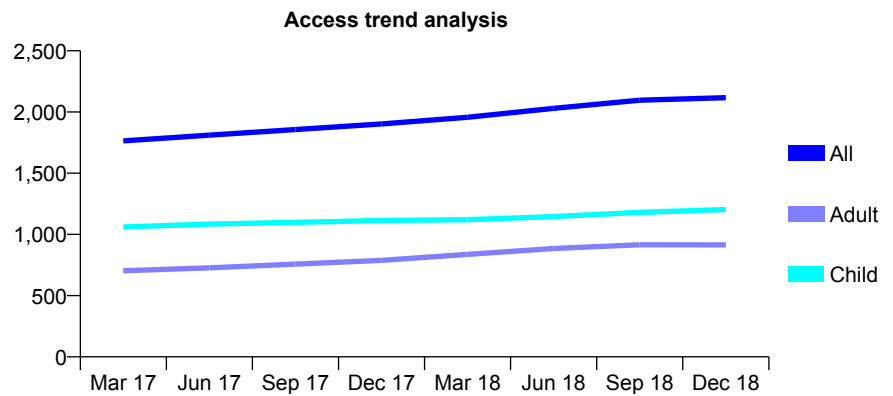
Q69 - Vital Signs At a Glance Contract Report for 278637/0001 - December 2018

Name or company name	MR AK MURGAI
Contract type name	GDS Contract
Purpose of contract	General
Contract start date	01/02/2012
Contract end date	

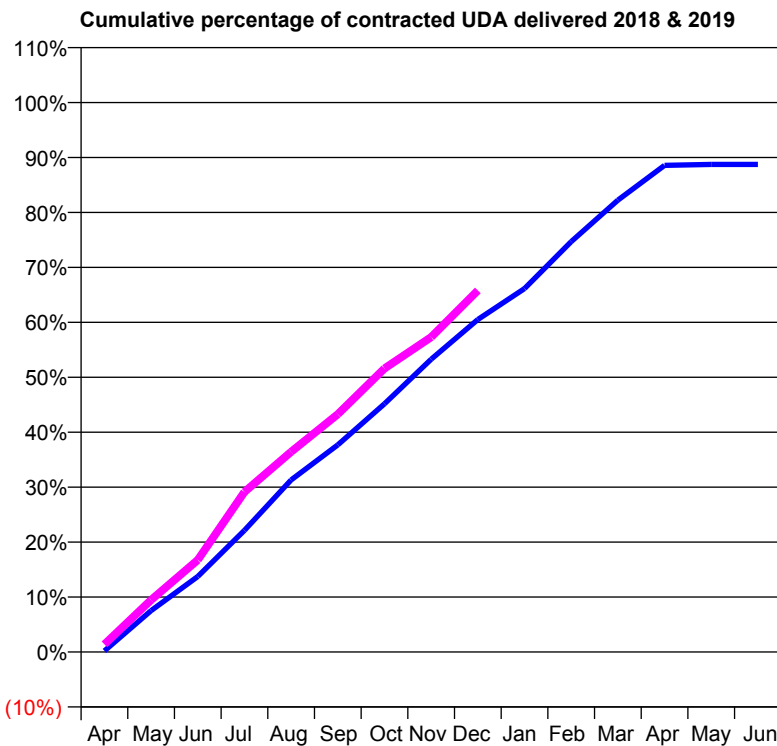
18/19 Contracted general activity (UDA)	5,500
Carry forward general activity (UDA)	0
18/19 Contracted orthodontic activity (UOA)	0
Carry forward orthodontic activity (UOA)	0
Baseline contract value	£135,672.68

ACCESS*

Patients seen in 24 months	Total	Change since previous quarter
Quarter ending December 2017	1,902	
Quarter ending March 2018	1,957	↑
Quarter ending June 2018	2,030	↑
Quarter ending September 2018	2,096	↑
Quarter ending December 2018	2,117	→
Variance since December 2017	11.3%	↑



ACTIVITY



Month	Adjusted Scheduled Activity (UDA)	
	2018	2019
April	11	77
May	414	522
June	756	921
July	1,218	1,602
August	1,723	2,004
September	2,074	2,381
October	2,484	2,838
November	2,930	3,152
December	3,328	3,619
January	3,638	
February	4,107	
March	4,523	
April	4,871	
May	4,880	
June	4,880	

QUALITY

	Quantity	Base Number	Contract	AT	Region	England
% of FP17s for the same patient ID Re-attending within 3 months - Children	80	1,367	5.9%	11.5%	11.3%	11.8%
% of FP17s for the same patient ID Re-attending within 3 months - Adults	127	911	13.9%	14.8%	15.3%	15.6%
% of FP17s for the same patient ID Re-attending between 3 & 9 months - Children	855	1,367	62.5%	58.3%	61.1%	58.8%
% of FP17s for the same patient ID Re-attending between 3 & 9 months - Adults	475	911	52.1%	49.3%	52.4%	51.0%
% of FP17s for Band 1 Urgent Courses	192	2,134	9.0%	9.7%	9.5%	9.0%
% of FP17s Relating to Free Repair or Replacements	3	2,134	0.1%	0.7%	0.7%	0.8%
% of FP17s Relating to Continuations	1	2,134	0.0%	0.6%	0.8%	0.9%
% of Patients satisfied with the dentistry they have received	2	3	N/A	94.1%	93.1%	93.2%
% of Patients satisfied with the time they had to wait for an appointment	1	3	N/A	87.3%	87.8%	88.3%

* This is based on patients treated on this contract for their most recent course of treatment. Figures in italics indicate the base number of FP17s or Patient Questionnaire responses are less than 100. N/A is shown where the base number of responses is less than 10 during the period. % is calculated as Quantity/Base number*100

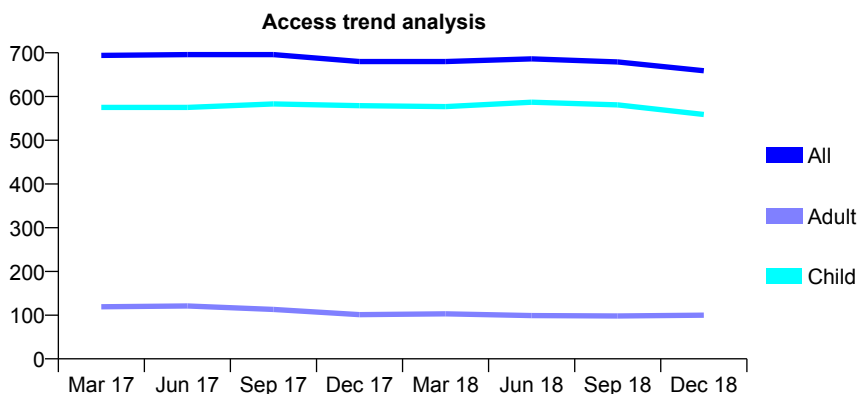
Q69 - Vital Signs At a Glance Contract Report for 279978/0002 - December 2018

Name or company name	MR AG PAUL
Contract type name	GDS Contract
Purpose of contract	General
Contract start date	19/01/2015
Contract end date	

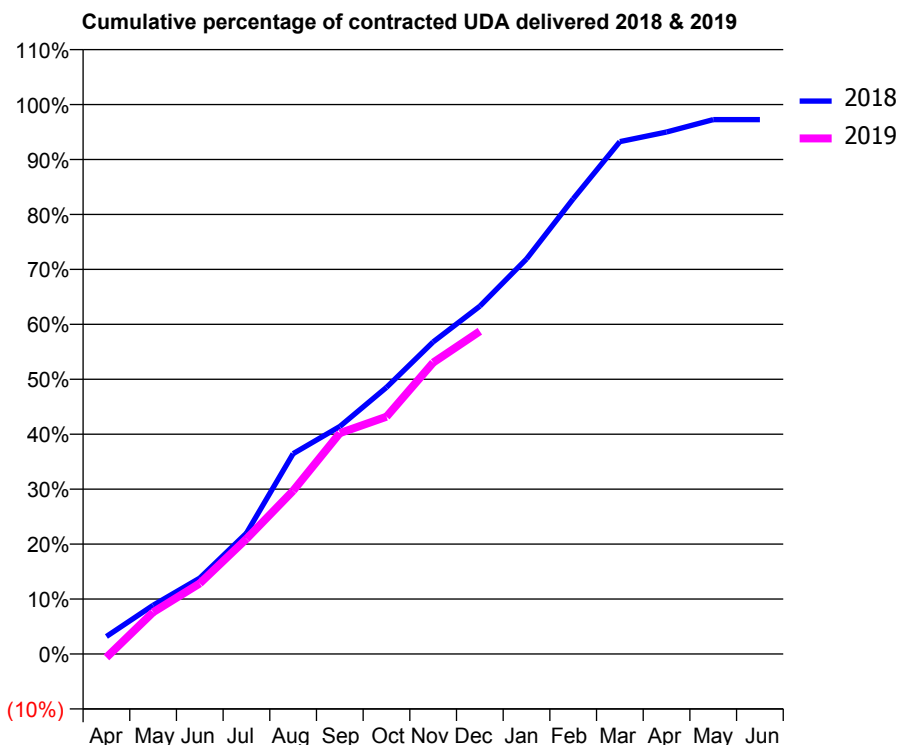
18/19 Contracted general activity (UDA)	2,000
Carry forward general activity (UDA)	55
18/19 Contracted orthodontic activity (UOA)	0
Carry forward orthodontic activity (UOA)	0
Baseline contract value	£53,108.25

ACCESS*

Patients seen in 24 months	Total	Change since previous quarter
Quarter ending December 2017	680	
Quarter ending March 2018	680	→
Quarter ending June 2018	686	→
Quarter ending September 2018	679	↓
Quarter ending December 2018	659	↓
Variance since December 2017	(3.1%)	↓



ACTIVITY



Month	Adjusted Scheduled Activity (UDA)	
	2018	2019
April	64	-13
May	177	152
June	276	257
July	440	419
August	729	594
September	828	804
October	970	864
November	1,136	1,061
December	1,266	1,175
January	1,438	
February	1,657	
March	1,865	
April	1,900	
May	1,945	
June	1,945	

QUALITY

	Quantity	Base Number	Contract	AT	Region	England
% of FP17s for the same patient ID Re-attending within 3 months - Children	32	629	5.1%	11.5%	11.3%	11.8%
% of FP17s for the same patient ID Re-attending within 3 months - Adults	3	39	7.7%	14.8%	15.3%	15.6%
% of FP17s for the same patient ID Re-attending between 3 & 9 months - Children	411	629	65.3%	58.3%	61.1%	58.8%
% of FP17s for the same patient ID Re-attending between 3 & 9 months - Adults	25	39	64.1%	49.3%	52.4%	51.0%
% of FP17s for Band 1 Urgent Courses	9	622	1.4%	9.7%	9.5%	9.0%
% of FP17s Relating to Free Repair or Replacements	0	622	0.0%	0.7%	0.7%	0.8%
% of FP17s Relating to Continuations	0	622	0.0%	0.6%	0.8%	0.9%
% of Patients satisfied with the dentistry they have received	1	1	N/A	94.1%	93.1%	93.2%
% of Patients satisfied with the time they had to wait for an appointment	1	1	N/A	87.3%	87.8%	88.3%

* This is based on patients treated on this contract for their most recent course of treatment. Figures in italics indicate the base number of FP17s or Patient Questionnaire responses are less than 100. N/A is shown where the base number of responses is less than 10 during the period. % is calculated as Quantity/Base number*100

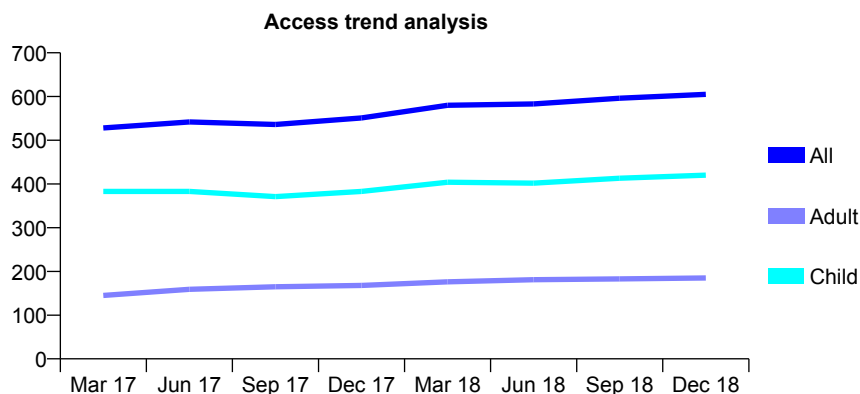
Q69 - Vital Signs At a Glance Contract Report for 289442/0003 - December 2018

Name or company name	Mr Ahmed Alshafi
Contract type name	GDS Contract
Purpose of contract	General
Contract start date	02/04/2013
Contract end date	

18/19 Contracted general activity (UDA)	1,500
Carry forward general activity (UDA)	-30
18/19 Contracted orthodontic activity (UOA)	0
Carry forward orthodontic activity (UOA)	0
Baseline contract value	£33,683.77

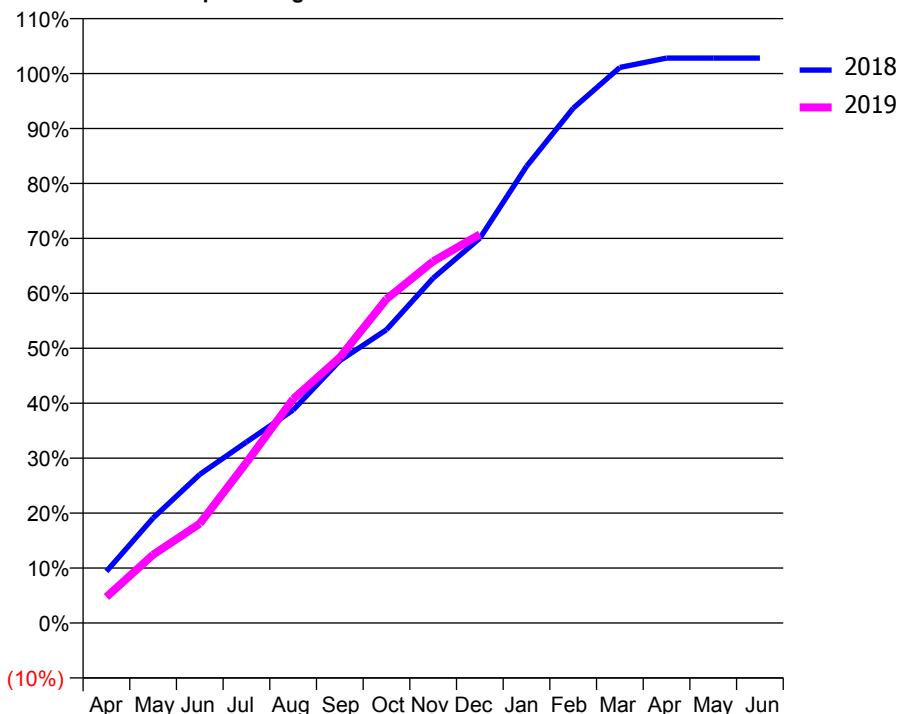
ACCESS*

Patients seen in 24 months	Total	Change since previous quarter
Quarter ending December 2017	551	
Quarter ending March 2018	580	↑
Quarter ending June 2018	583	→
Quarter ending September 2018	596	↑
Quarter ending December 2018	605	→
Variance since December 2017	9.8%	↑



ACTIVITY

Cumulative percentage of contracted UDA delivered 2018 & 2019



Month	Adjusted Scheduled Activity (UDA)	
	2018	2019
April	141	71
May	287	186
June	406	271
July	494	438
August	582	611
September	716	725
October	801	884
November	942	987
December	1,050	1,061
January	1,247	
February	1,405	
March	1,517	
April	1,542	
May	1,542	
June	1,542	

QUALITY

	Quantity	Base Number	Contract	AT	Region	England
% of FP17s for the same patient ID Re-attending within 3 months - Children	30	454	6.6%	11.5%	11.3%	11.8%
% of FP17s for the same patient ID Re-attending within 3 months - Adults	13	102	12.7%	14.8%	15.3%	15.6%
% of FP17s for the same patient ID Re-attending between 3 & 9 months - Children	269	454	59.3%	58.3%	61.1%	58.8%
% of FP17s for the same patient ID Re-attending between 3 & 9 months - Adults	40	102	39.2%	49.3%	52.4%	51.0%
% of FP17s for Band 1 Urgent Courses	19	541	3.5%	9.7%	9.5%	9.0%
% of FP17s Relating to Free Repair or Replacements	0	541	0.0%	0.7%	0.7%	0.8%
% of FP17s Relating to Continuations	1	541	0.2%	0.6%	0.8%	0.9%
% of Patients satisfied with the dentistry they have received	0	0	N/A	94.1%	93.1%	93.2%
% of Patients satisfied with the time they had to wait for an appointment	0	0	N/A	87.3%	87.8%	88.3%

* This is based on patients treated on this contract for their most recent course of treatment. Figures in italics indicate the base number of FP17s or Patient Questionnaire responses are less than 100. N/A is shown where the base number of responses is less than 10 during the period. % is calculated as Quantity/Base number*100

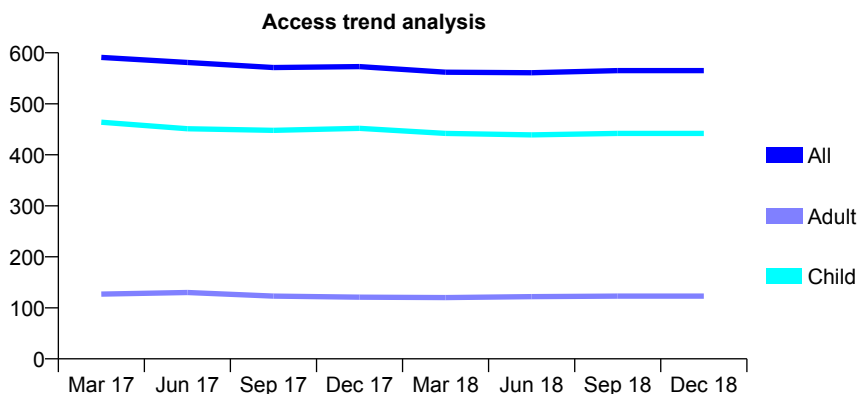
Q69 - Vital Signs At a Glance Contract Report for 302201/0002 - December 2018

Name or company name	MR ND HATTON
Contract type name	GDS Contract
Purpose of contract	General
Contract start date	17/06/2013
Contract end date	

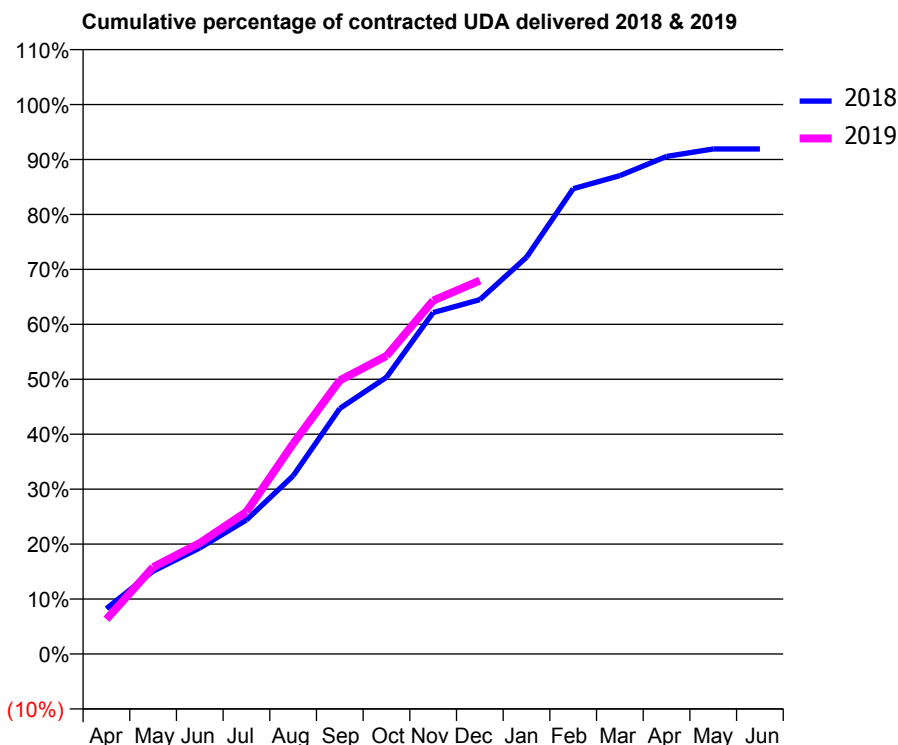
18/19 Contracted general activity (UDA)	1,233
Carry forward general activity (UDA)	0
18/19 Contracted orthodontic activity (UOA)	0
Carry forward orthodontic activity (UOA)	0
Baseline contract value	£28,204.84

ACCESS*

Patients seen in 24 months	Total	Change since previous quarter
Quarter ending December 2017	573	
Quarter ending March 2018	562	↓
Quarter ending June 2018	561	→
Quarter ending September 2018	565	→
Quarter ending December 2018	565	→
Variance since December 2017	(1.4%)	↓



ACTIVITY



Adjusted Scheduled Activity (UDA)		
Month	2018	2019
April	102	78
May	186	195
June	238	249
July	301	319
August	400	472
September	551	614
October	621	669
November	766	793
December	795	838
January	890	
February	1,044	
March	1,073	
April	1,116	
May	1,133	
June	1,133	

QUALITY

	Quantity	Base Number	Contract	AT	Region	England
% of FP17s for the same patient ID Re-attending within 3 months - Children	34	578	5.9%	11.5%	11.3%	11.8%
% of FP17s for the same patient ID Re-attending within 3 months - Adults	2	29	6.9%	14.8%	15.3%	15.6%
% of FP17s for the same patient ID Re-attending between 3 & 9 months - Children	408	578	70.6%	58.3%	61.1%	58.8%
% of FP17s for the same patient ID Re-attending between 3 & 9 months - Adults	22	29	75.9%	49.3%	52.4%	51.0%
% of FP17s for Band 1 Urgent Courses	0	558	0.0%	9.7%	9.5%	9.0%
% of FP17s Relating to Free Repair or Replacements	0	558	0.0%	0.7%	0.7%	0.8%
% of FP17s Relating to Continuations	1	558	0.2%	0.6%	0.8%	0.9%
% of Patients satisfied with the dentistry they have received	0	0	N/A	94.1%	93.1%	93.2%
% of Patients satisfied with the time they had to wait for an appointment	0	0	N/A	87.3%	87.8%	88.3%

* This is based on patients treated on this contract for their most recent course of treatment. Figures in italics indicate the base number of FP17s or Patient Questionnaire responses are less than 100. N/A is shown where the base number of responses is less than 10 during the period. % is calculated as Quantity/Base number*100

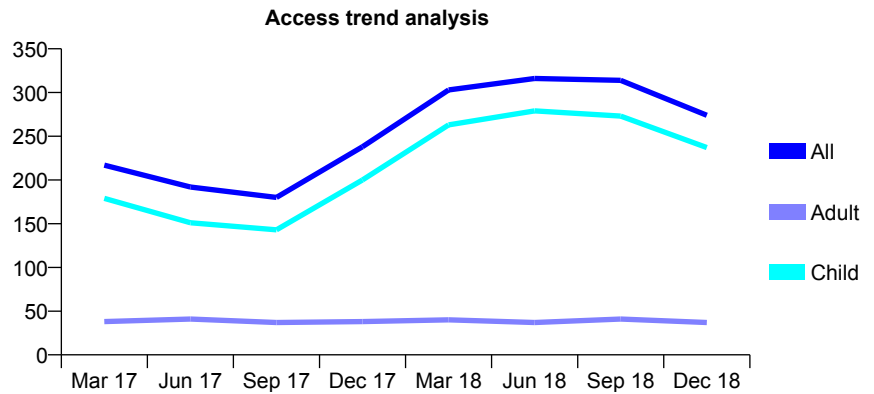
Q69 - Vital Signs At a Glance Contract Report for 308242/0001 - December 2018

Name or company name	Dr Balaji
Contract type name	GDS Contract
Purpose of contract	General
Contract start date	01/04/2006
Contract end date	

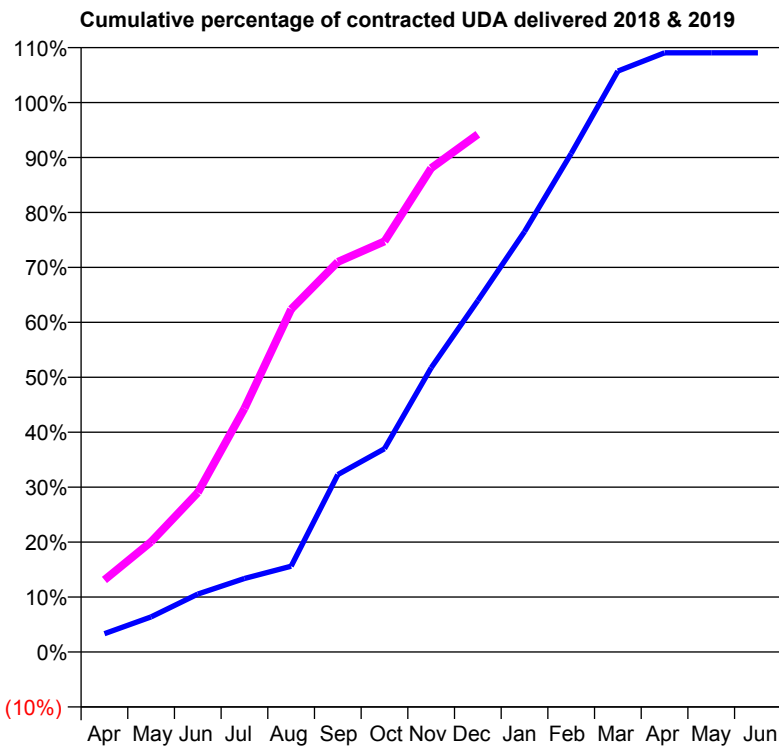
18/19 Contracted general activity (UDA)	360
Carry forward general activity (UDA)	-7
18/19 Contracted orthodontic activity (UOA)	0
Carry forward orthodontic activity (UOA)	0
Baseline contract value	£9,757.70

ACCESS*

Patients seen in 24 months	Total	Change since previous quarter
Quarter ending December 2017	238	
Quarter ending March 2018	303	↑
Quarter ending June 2018	316	↑
Quarter ending September 2018	314	→
Quarter ending December 2018	274	↓
Variance since December 2017	15.1%	↑



ACTIVITY



Month	Adjusted Scheduled Activity (UDA)	
	2018	2019
April	12	47
May	23	72
June	38	104
July	48	160
August	56	225
September	116	256
October	133	269
November	186	317
December	230	339
January	275	
February	327	
March	381	
April	393	
May	393	
June	393	

QUALITY

	Quantity	Base Number	Contract	AT	Region	England
% of FP17s for the same patient ID Re-attending within 3 months - Children	12	268	4.5%	11.5%	11.3%	11.8%
% of FP17s for the same patient ID Re-attending within 3 months - Adults	0	9	0.0%	14.8%	15.3%	15.6%
% of FP17s for the same patient ID Re-attending between 3 & 9 months - Children	131	268	48.9%	58.3%	61.1%	58.8%
% of FP17s for the same patient ID Re-attending between 3 & 9 months - Adults	5	9	55.6%	49.3%	52.4%	51.0%
% of FP17s for Band 1 Urgent Courses	7	265	2.6%	9.7%	9.5%	9.0%
% of FP17s Relating to Free Repair or Replacements	0	265	0.0%	0.7%	0.7%	0.8%
% of FP17s Relating to Continuations	0	265	0.0%	0.6%	0.8%	0.9%
% of Patients satisfied with the dentistry they have received	0	0	N/A	94.1%	93.1%	93.2%
% of Patients satisfied with the time they had to wait for an appointment	0	0	N/A	87.3%	87.8%	88.3%

* This is based on patients treated on this contract for their most recent course of treatment. Figures in italics indicate the base number of FP17s or Patient Questionnaire responses are less than 100. N/A is shown where the base number of responses is less than 10 during the period. % is calculated as Quantity/Base number*100

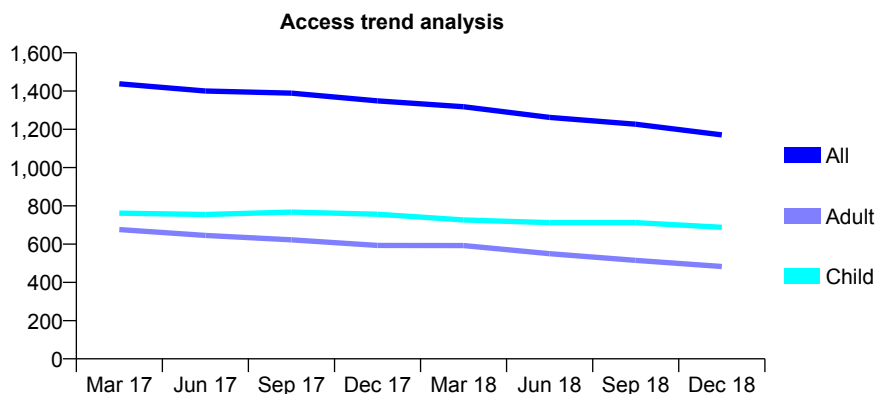
Q69 - Vital Signs At a Glance Contract Report for 318833/0001 - December 2018

Name or company name	JS and NS Roopra
Contract type name	GDS Contract
Purpose of contract	General
Contract start date	01/04/2006
Contract end date	

18/19 Contracted general activity (UDA)	3,117
Carry forward general activity (UDA)	-59
18/19 Contracted orthodontic activity (UOA)	0
Carry forward orthodontic activity (UOA)	0
Baseline contract value	£60,673.24

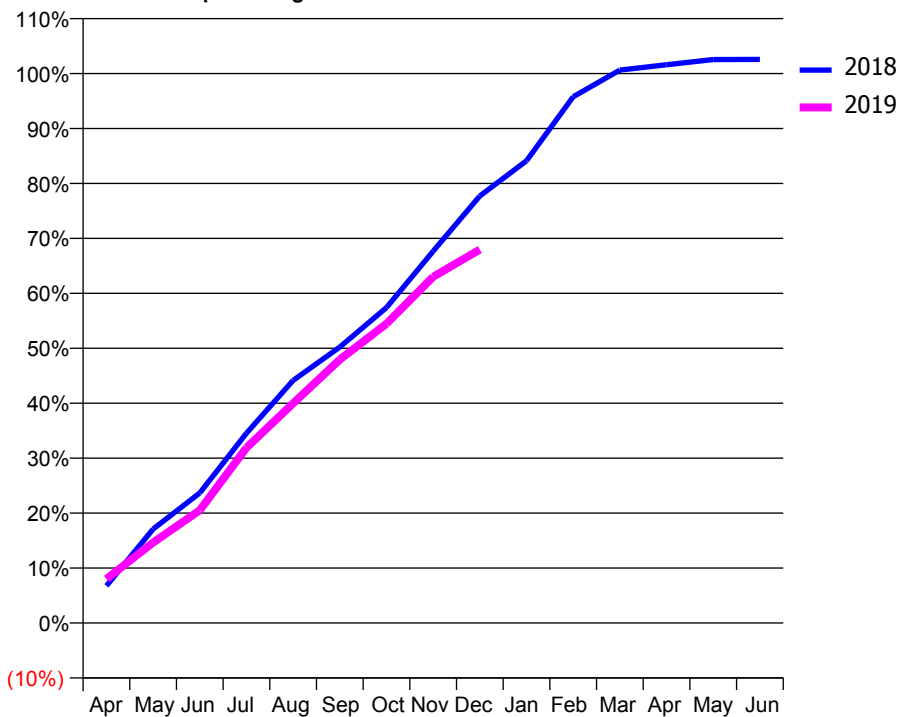
ACCESS*

Patients seen in 24 months	Total	Change since previous quarter
Quarter ending December 2017	1,349	
Quarter ending March 2018	1,318	↓
Quarter ending June 2018	1,262	↓
Quarter ending September 2018	1,227	↓
Quarter ending December 2018	1,171	↓
Variance since December 2017	(13.2%)	↓



ACTIVITY

Cumulative percentage of contracted UDA delivered 2018 & 2019



Month	Adjusted Scheduled Activity (UDA)	
	2018	2019
April	201	250
May	508	456
June	703	639
July	1,026	994
August	1,311	1,246
September	1,491	1,495
October	1,704	1,698
November	2,009	1,964
December	2,308	2,118
January	2,498	
February	2,843	
March	2,987	
April	3,016	
May	3,044	
June	3,045	

QUALITY

	Quantity	Base Number	Contract	AT	Region	England
% of FP17s for the same patient ID Re-attending within 3 months - Children	47	697	6.7%	11.5%	11.3%	11.8%
% of FP17s for the same patient ID Re-attending within 3 months - Adults	51	369	13.8%	14.8%	15.3%	15.6%
% of FP17s for the same patient ID Re-attending between 3 & 9 months - Children	385	697	55.2%	58.3%	61.1%	58.8%
% of FP17s for the same patient ID Re-attending between 3 & 9 months - Adults	191	369	51.8%	49.3%	52.4%	51.0%
% of FP17s for Band 1 Urgent Courses	65	1,031	6.3%	9.7%	9.5%	9.0%
% of FP17s Relating to Free Repair or Replacements	2	1,031	0.2%	0.7%	0.7%	0.8%
% of FP17s Relating to Continuations	14	1,031	1.4%	0.6%	0.8%	0.9%
% of Patients satisfied with the dentistry they have received	1	1	N/A	94.1%	93.1%	93.2%
% of Patients satisfied with the time they had to wait for an appointment	1	1	N/A	87.3%	87.8%	88.3%

* This is based on patients treated on this contract for their most recent course of treatment. Figures in italics indicate the base number of FP17s or Patient Questionnaire responses are less than 100. N/A is shown where the base number of responses is less than 10 during the period. % is calculated as Quantity/Base number*100

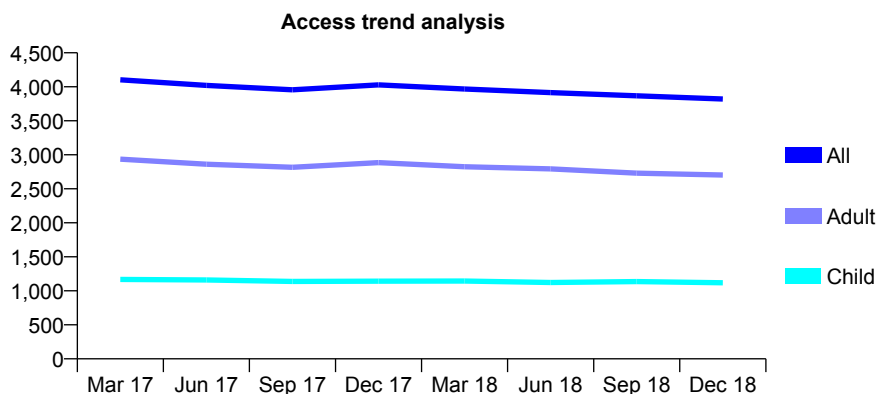
Q69 - Vital Signs At a Glance Contract Report for 318922/0001 - December 2018

Name or company name	Nicholas Harrison & Caitlin Devlin
Contract type name	GDS Contract
Purpose of contract	General
Contract start date	01/04/2006
Contract end date	

18/19 Contracted general activity (UDA)	11,201
Carry forward general activity (UDA)	-87
18/19 Contracted orthodontic activity (UOA)	0
Carry forward orthodontic activity (UOA)	0
Baseline contract value	£271,269.55

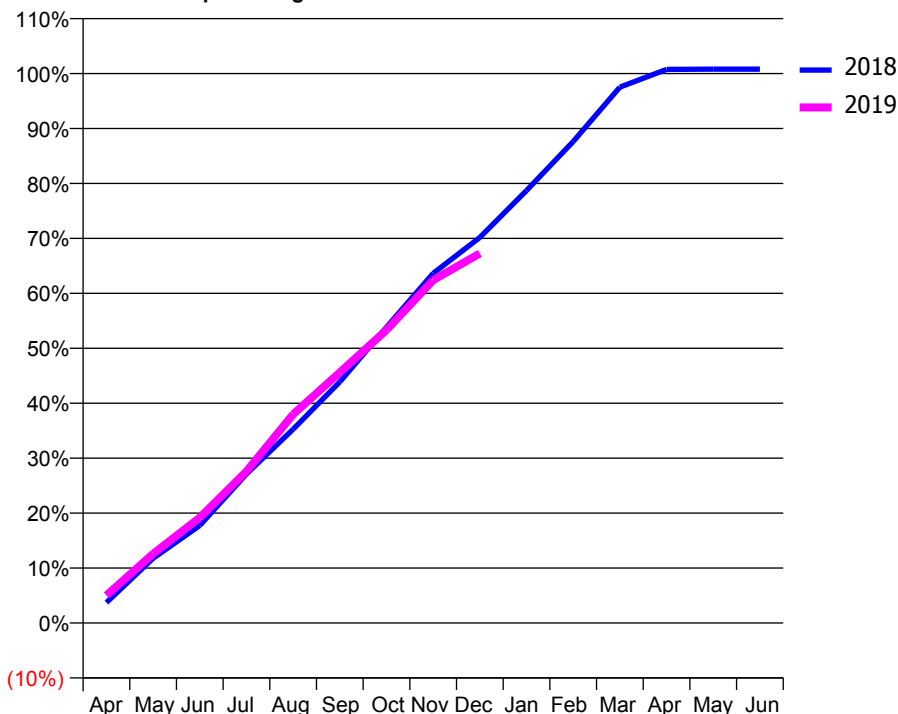
ACCESS*

Patients seen in 24 months	Total	Change since previous quarter
Quarter ending December 2017	4,028	
Quarter ending March 2018	3,968	↓
Quarter ending June 2018	3,915	↓
Quarter ending September 2018	3,867	↓
Quarter ending December 2018	3,821	↓
Variance since December 2017	(5.1%)	↓



ACTIVITY

Cumulative percentage of contracted UDA delivered 2018 & 2019



Month	Adjusted Scheduled Activity (UDA)	
	2018	2019
April	410	564
May	1,294	1,411
June	1,950	2,150
July	2,978	3,093
August	3,873	4,255
September	4,820	5,108
October	5,912	5,974
November	6,988	6,990
December	7,705	7,532
January	8,644	
February	9,622	
March	10,710	
April	11,063	
May	11,069	
June	11,070	

QUALITY

	Quantity	Base Number	Contract	AT	Region	England
% of FP17s for the same patient ID Re-attending within 3 months - Children	94	1,324	7.1%	11.5%	11.3%	11.8%
% of FP17s for the same patient ID Re-attending within 3 months - Adults	428	3,094	13.8%	14.8%	15.3%	15.6%
% of FP17s for the same patient ID Re-attending between 3 & 9 months - Children	916	1,324	69.2%	58.3%	61.1%	58.8%
% of FP17s for the same patient ID Re-attending between 3 & 9 months - Adults	2,226	3,094	71.9%	49.3%	52.4%	51.0%
% of FP17s for Band 1 Urgent Courses	201	4,221	4.8%	9.7%	9.5%	9.0%
% of FP17s Relating to Free Repair or Replacements	36	4,221	0.9%	0.7%	0.7%	0.8%
% of FP17s Relating to Continuations	12	4,221	0.3%	0.6%	0.8%	0.9%
% of Patients satisfied with the dentistry they have received	3	3	N/A	94.1%	93.1%	93.2%
% of Patients satisfied with the time they had to wait for an appointment	3	3	N/A	87.3%	87.8%	88.3%

* This is based on patients treated on this contract for their most recent course of treatment. Figures in italics indicate the base number of FP17s or Patient Questionnaire responses are less than 100. N/A is shown where the base number of responses is less than 10 during the period. % is calculated as Quantity/Base number*100

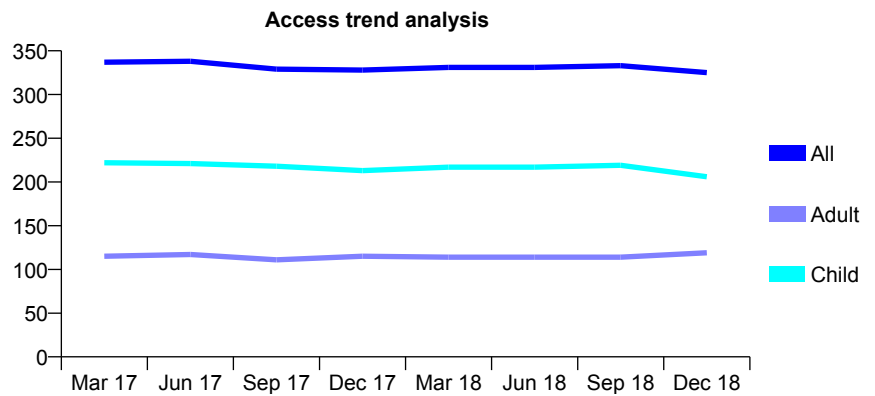
Q69 - Vital Signs At a Glance Contract Report for 322261/0001 - December 2018

Name or company name	MR BS COUSINS
Contract type name	GDS Contract
Purpose of contract	General
Contract start date	01/04/2006
Contract end date	

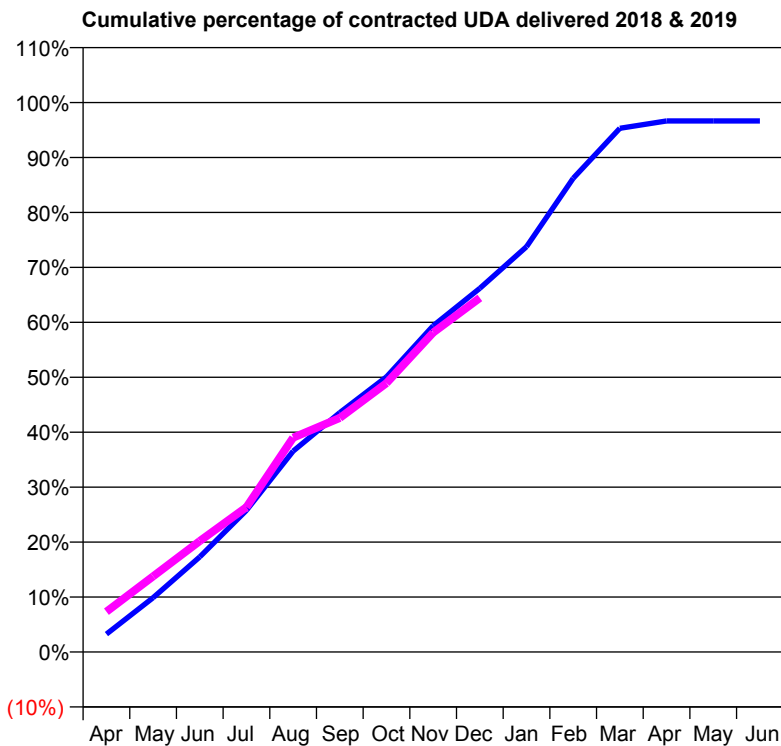
18/19 Contracted general activity (UDA)	984
Carry forward general activity (UDA)	33
18/19 Contracted orthodontic activity (UOA)	0
Carry forward orthodontic activity (UOA)	0
Baseline contract value	£24,840.14

ACCESS*

Patients seen in 24 months	Total	Change since previous quarter
Quarter ending December 2017	328	
Quarter ending March 2018	331	→
Quarter ending June 2018	331	→
Quarter ending September 2018	333	→
Quarter ending December 2018	325	↓
Variance since December 2017	(0.9%)	→



ACTIVITY



Month	Adjusted Scheduled Activity (UDA)	
	2018	2019
April	32	72
May	97	136
June	170	199
July	254	259
August	360	384
September	429	419
October	493	482
November	584	572
December	651	634
January	726	
February	848	
March	938	
April	951	
May	951	
June	951	

QUALITY

	Quantity	Base Number	Contract	AT	Region	England
% of FP17s for the same patient ID Re-attending within 3 months - Children	29	295	9.8%	11.5%	11.3%	11.8%
% of FP17s for the same patient ID Re-attending within 3 months - Adults	18	99	18.2%	14.8%	15.3%	15.6%
% of FP17s for the same patient ID Re-attending between 3 & 9 months - Children	220	295	74.6%	58.3%	61.1%	58.8%
% of FP17s for the same patient ID Re-attending between 3 & 9 months - Adults	59	99	59.6%	49.3%	52.4%	51.0%
% of FP17s for Band 1 Urgent Courses	16	385	4.2%	9.7%	9.5%	9.0%
% of FP17s Relating to Free Repair or Replacements	0	385	0.0%	0.7%	0.7%	0.8%
% of FP17s Relating to Continuations	0	385	0.0%	0.6%	0.8%	0.9%
% of Patients satisfied with the dentistry they have received	0	0	N/A	94.1%	93.1%	93.2%
% of Patients satisfied with the time they had to wait for an appointment	0	0	N/A	87.3%	87.8%	88.3%

* This is based on patients treated on this contract for their most recent course of treatment. Figures in italics indicate the base number of FP17s or Patient Questionnaire responses are less than 100. N/A is shown where the base number of responses is less than 10 during the period. % is calculated as Quantity/Base number*100

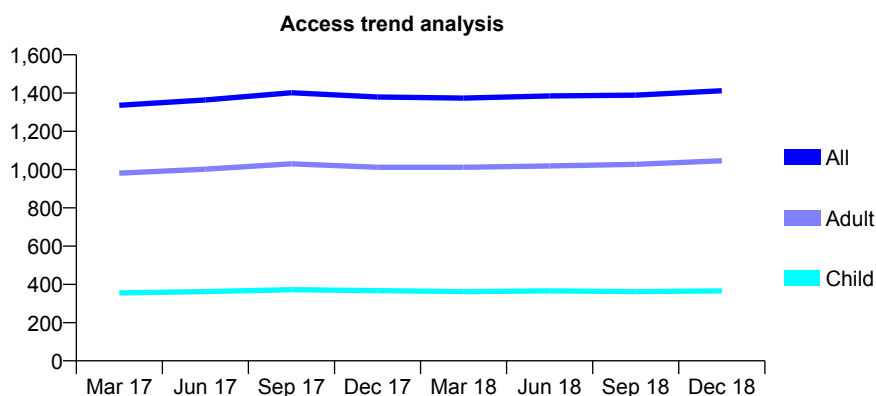
Q69 - Vital Signs At a Glance Contract Report for 323977/0001 - December 2018

Name or company name	MR JR WHITLOCK
Contract type name	GDS Contract
Purpose of contract	General
Contract start date	01/04/2006
Contract end date	

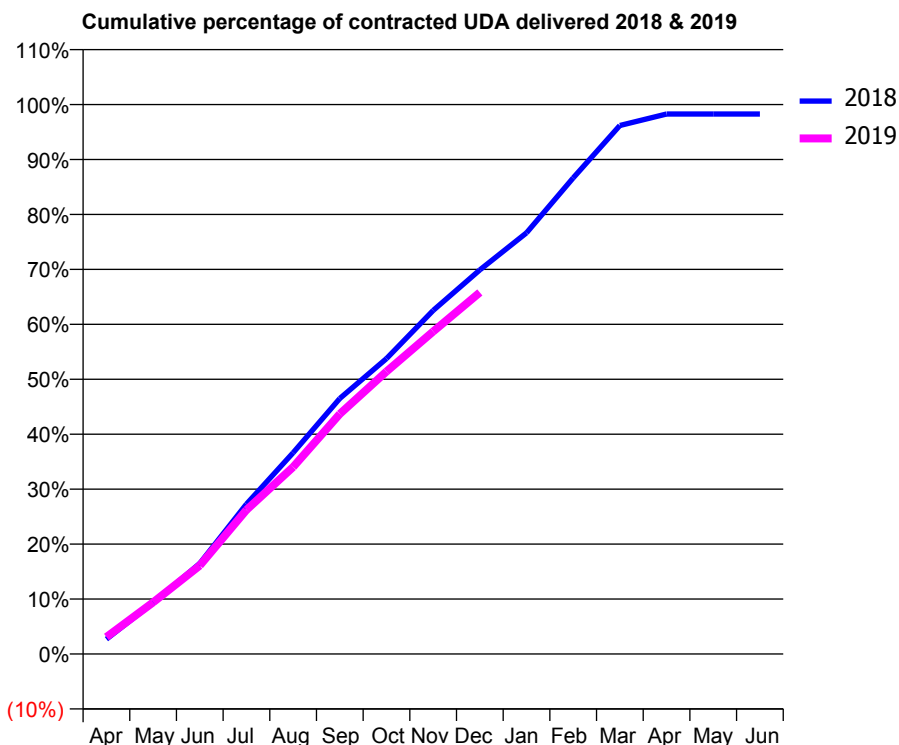
18/19 Contracted general activity (UDA)	4,200
Carry forward general activity (UDA)	72
18/19 Contracted orthodontic activity (UOA)	0
Carry forward orthodontic activity (UOA)	0
Baseline contract value	£106,908.64

ACCESS*

Patients seen in 24 months	Total	Change since previous quarter
Quarter ending December 2017	1,379	
Quarter ending March 2018	1,374	→
Quarter ending June 2018	1,385	→
Quarter ending September 2018	1,389	→
Quarter ending December 2018	1,412	→
Variance since December 2017	2.4%	↑



ACTIVITY



Month	Adjusted Scheduled Activity (UDA)	
	2018	2019
April	114	130
May	392	395
June	693	676
July	1,146	1,102
August	1,538	1,430
September	1,953	1,835
October	2,258	2,160
November	2,626	2,465
December	2,935	2,764
January	3,219	
February	3,639	
March	4,040	
April	4,127	
May	4,127	
June	4,127	

QUALITY

	Quantity	Base Number	Contract	AT	Region	England
% of FP17s for the same patient ID Re-attending within 3 months - Children	46	458	10.0%	11.5%	11.3%	11.8%
% of FP17s for the same patient ID Re-attending within 3 months - Adults	182	1,303	14.0%	14.8%	15.3%	15.6%
% of FP17s for the same patient ID Re-attending between 3 & 9 months - Children	309	458	67.5%	58.3%	61.1%	58.8%
% of FP17s for the same patient ID Re-attending between 3 & 9 months - Adults	900	1,303	69.1%	49.3%	52.4%	51.0%
% of FP17s for Band 1 Urgent Courses	128	1,722	7.4%	9.7%	9.5%	9.0%
% of FP17s Relating to Free Repair or Replacements	0	1,722	0.0%	0.7%	0.7%	0.8%
% of FP17s Relating to Continuations	0	1,722	0.0%	0.6%	0.8%	0.9%
% of Patients satisfied with the dentistry they have received	1	1	N/A	94.1%	93.1%	93.2%
% of Patients satisfied with the time they had to wait for an appointment	1	1	N/A	87.3%	87.8%	88.3%

* This is based on patients treated on this contract for their most recent course of treatment. Figures in italics indicate the base number of FP17s or Patient Questionnaire responses are less than 100. N/A is shown where the base number of responses is less than 10 during the period. % is calculated as Quantity/Base number*100

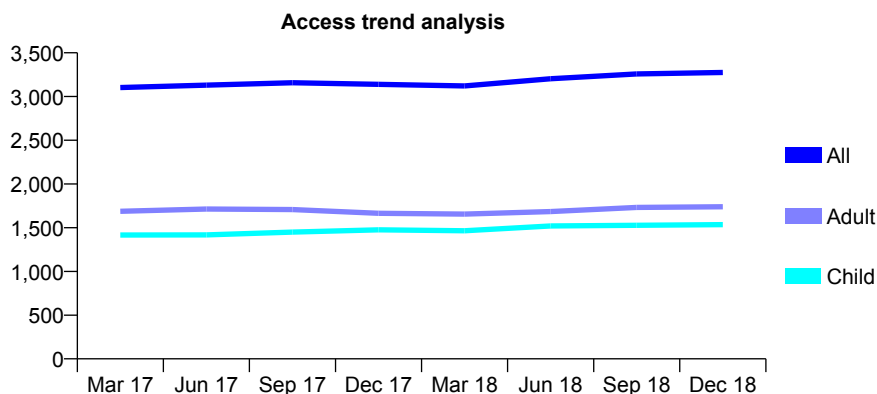
Q69 - Vital Signs At a Glance Contract Report for 326240/0001 - December 2018

Name or company name	MR NS SEHRA
Contract type name	GDS Contract
Purpose of contract	General
Contract start date	01/04/2006
Contract end date	

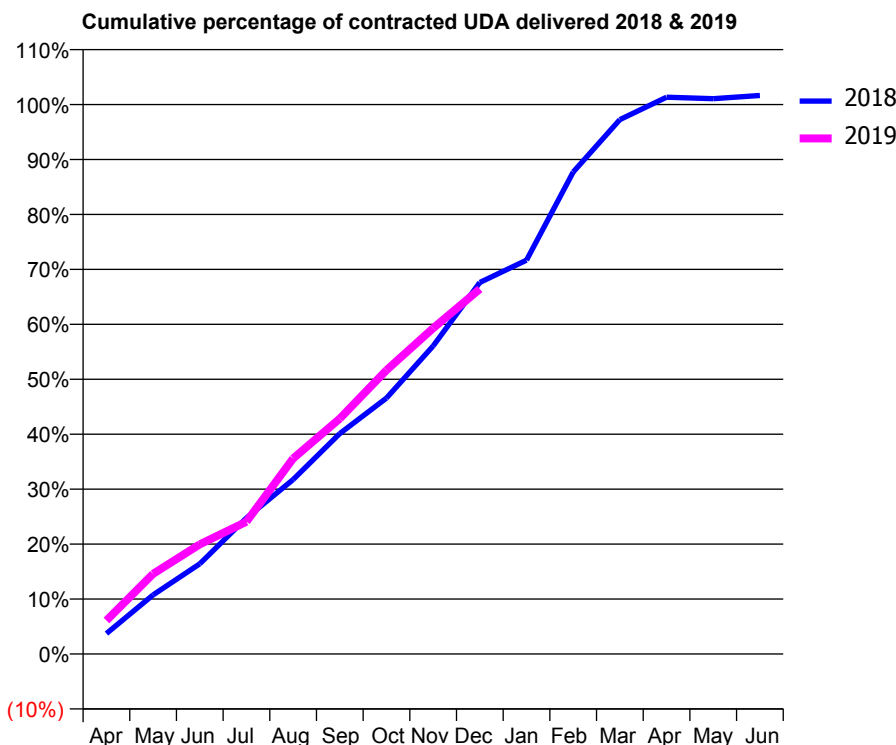
18/19 Contracted general activity (UDA)	12,457
Carry forward general activity (UDA)	-205
18/19 Contracted orthodontic activity (UOA)	0
Carry forward orthodontic activity (UOA)	0
Baseline contract value	£426,899.78

ACCESS*

Patients seen in 24 months	Total	Change since previous quarter
Quarter ending December 2017	3,140	
Quarter ending March 2018	3,121	→
Quarter ending June 2018	3,204	↑
Quarter ending September 2018	3,259	→
Quarter ending December 2018	3,275	→
Variance since December 2017	4.3%	↑



ACTIVITY



Adjusted Scheduled Activity (UDA)		
Month	2018	2019
April	468	760
May	1,354	1,818
June	2,063	2,486
July	3,112	3,001
August	3,993	4,434
September	5,045	5,338
October	5,855	6,434
November	7,047	7,387
December	8,500	8,276
January	9,011	
February	11,025	
March	12,224	
April	12,738	
May	12,704	
June	12,777	

QUALITY

	Quantity	Base Number	Contract	AT	Region	England
% of FP17s for the same patient ID Re-attending within 3 months - Children	171	2,180	7.8%	11.5%	11.3%	11.8%
% of FP17s for the same patient ID Re-attending within 3 months - Adults	300	1,632	18.4%	14.8%	15.3%	15.6%
% of FP17s for the same patient ID Re-attending between 3 & 9 months - Children	1,487	2,180	68.2%	58.3%	61.1%	58.8%
% of FP17s for the same patient ID Re-attending between 3 & 9 months - Adults	622	1,632	38.1%	49.3%	52.4%	51.0%
% of FP17s for Band 1 Urgent Courses	637	3,645	17.5%	9.7%	9.5%	9.0%
% of FP17s Relating to Free Repair or Replacements	8	3,645	0.2%	0.7%	0.7%	0.8%
% of FP17s Relating to Continuations	1	3,645	0.0%	0.6%	0.8%	0.9%
% of Patients satisfied with the dentistry they have received	3	3	N/A	94.1%	93.1%	93.2%
% of Patients satisfied with the time they had to wait for an appointment	1	3	N/A	87.3%	87.8%	88.3%

* This is based on patients treated on this contract for their most recent course of treatment. Figures in italics indicate the base number of FP17s or Patient Questionnaire responses are less than 100. N/A is shown where the base number of responses is less than 10 during the period. % is calculated as Quantity/Base number*100

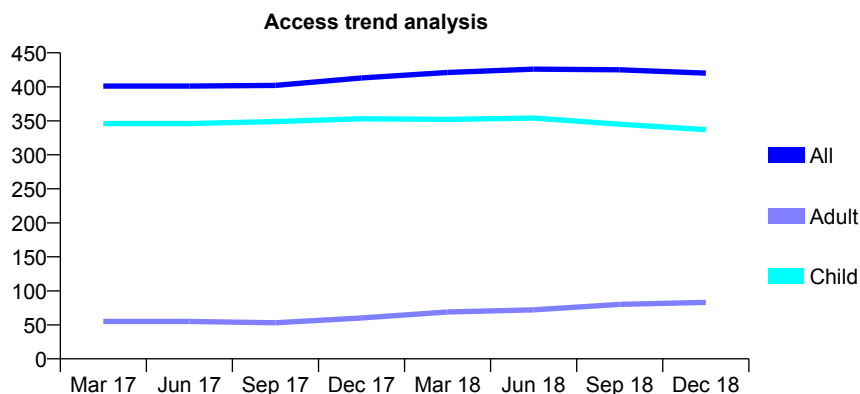
Q69 - Vital Signs At a Glance Contract Report for 327387/0001 - December 2018

Name or company name	Pond House Dental Partnership
Contract type name	GDS Contract
Purpose of contract	General
Contract start date	01/04/2006
Contract end date	

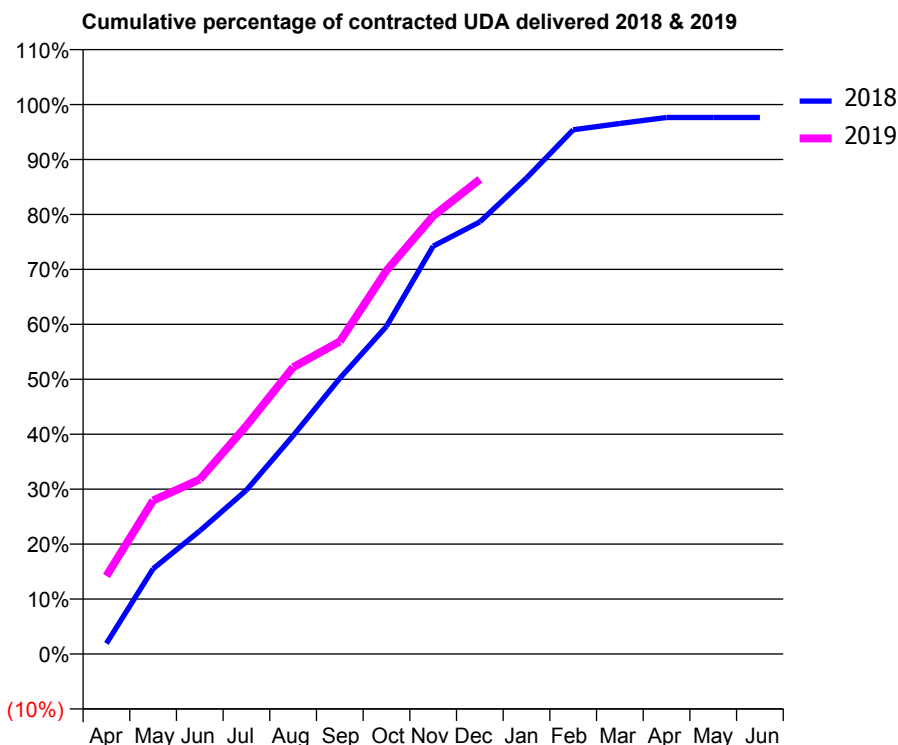
18/19 Contracted general activity (UDA)	728
Carry forward general activity (UDA)	17
18/19 Contracted orthodontic activity (UOA)	0
Carry forward orthodontic activity (UOA)	0
Baseline contract value	£14,209.72

ACCESS*

Patients seen in 24 months	Total	Change since previous quarter
Quarter ending December 2017	413	
Quarter ending March 2018	421	→
Quarter ending June 2018	426	→
Quarter ending September 2018	425	→
Quarter ending December 2018	420	↓
Variance since December 2017	1.7%	→



ACTIVITY



Month	Adjusted Scheduled Activity (UDA)	
	2018	2019
April	14	103
May	113	203
June	163	231
July	217	303
August	289	380
September	365	414
October	434	508
November	540	580
December	572	629
January	631	
February	695	
March	703	
April	711	
May	711	
June	711	

QUALITY

	Quantity	Base Number	Contract	AT	Region	England
% of FP17s for the same patient ID Re-attending within 3 months - Children	11	421	2.6%	11.5%	11.3%	11.8%
% of FP17s for the same patient ID Re-attending within 3 months - Adults	4	34	11.8%	14.8%	15.3%	15.6%
% of FP17s for the same patient ID Re-attending between 3 & 9 months - Children	264	421	62.7%	58.3%	61.1%	58.8%
% of FP17s for the same patient ID Re-attending between 3 & 9 months - Adults	16	34	47.1%	49.3%	52.4%	51.0%
% of FP17s for Band 1 Urgent Courses	9	451	2.0%	9.7%	9.5%	9.0%
% of FP17s Relating to Free Repair or Replacements	0	451	0.0%	0.7%	0.7%	0.8%
% of FP17s Relating to Continuations	0	451	0.0%	0.6%	0.8%	0.9%
% of Patients satisfied with the dentistry they have received	1	1	N/A	94.1%	93.1%	93.2%
% of Patients satisfied with the time they had to wait for an appointment	1	1	N/A	87.3%	87.8%	88.3%

* This is based on patients treated on this contract for their most recent course of treatment. Figures in italics indicate the base number of FP17s or Patient Questionnaire responses are less than 100. N/A is shown where the base number of responses is less than 10 during the period. % is calculated as Quantity/Base number*100

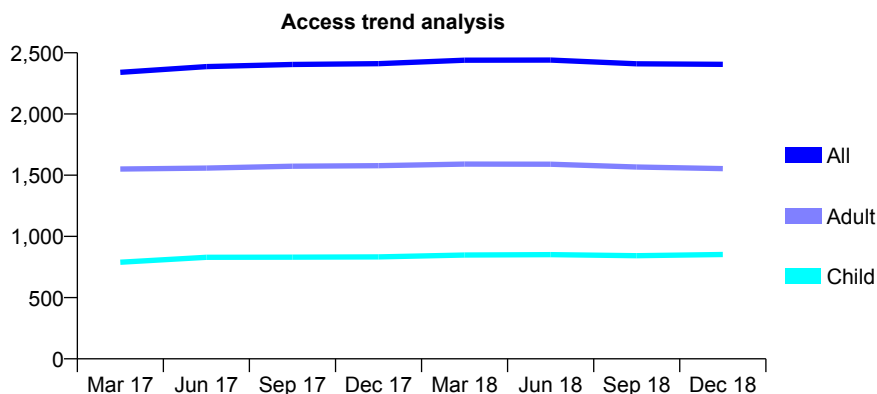
Q69 - Vital Signs At a Glance Contract Report for 332119/0003 - December 2018

Name or company name	SC Dental Studio Ltd
Contract type name	GDS Contract
Purpose of contract	General
Contract start date	24/12/2009
Contract end date	

18/19 Contracted general activity (UDA)	3,434
Carry forward general activity (UDA)	-64
18/19 Contracted orthodontic activity (UOA)	0
Carry forward orthodontic activity (UOA)	0
Baseline contract value	£102,775.95

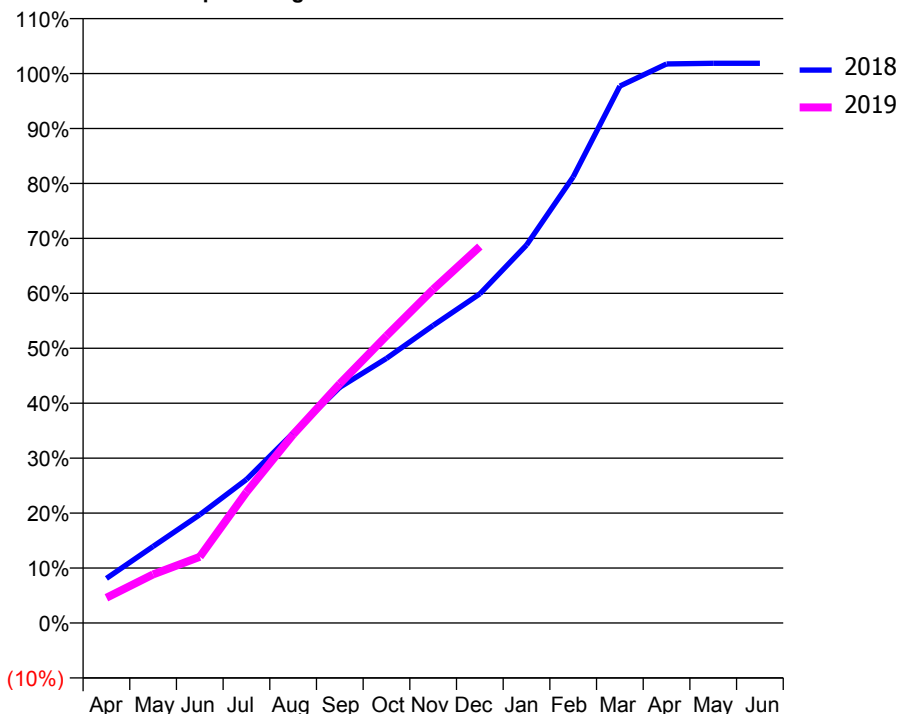
ACCESS*

Patients seen in 24 months	Total	Change since previous quarter
Quarter ending December 2017	2,411	
Quarter ending March 2018	2,439	→
Quarter ending June 2018	2,441	→
Quarter ending September 2018	2,410	↓
Quarter ending December 2018	2,406	→
Variance since December 2017	(0.2%)	→



ACTIVITY

Cumulative percentage of contracted UDA delivered 2018 & 2019



Month	Adjusted Scheduled Activity (UDA)	
	2018	2019
April	282	158
May	483	304
June	683	414
July	905	818
August	1,198	1,178
September	1,486	1,495
October	1,669	1,795
November	1,876	2,085
December	2,076	2,353
January	2,384	
February	2,813	
March	3,386	
April	3,526	
May	3,530	
June	3,530	

QUALITY

	Quantity	Base Number	Contract	AT	Region	England
% of FP17s for the same patient ID Re-attending within 3 months - Children	81	741	10.9%	11.5%	11.3%	11.8%
% of FP17s for the same patient ID Re-attending within 3 months - Adults	199	1,092	18.2%	14.8%	15.3%	15.6%
% of FP17s for the same patient ID Re-attending between 3 & 9 months - Children	332	741	44.8%	58.3%	61.1%	58.8%
% of FP17s for the same patient ID Re-attending between 3 & 9 months - Adults	285	1,092	26.1%	49.3%	52.4%	51.0%
% of FP17s for Band 1 Urgent Courses	145	744	19.5%	9.7%	9.5%	9.0%
% of FP17s Relating to Free Repair or Replacements	0	744	0.0%	0.7%	0.7%	0.8%
% of FP17s Relating to Continuations	14	744	1.9%	0.6%	0.8%	0.9%
% of Patients satisfied with the dentistry they have received	0	0	N/A	94.1%	93.1%	93.2%
% of Patients satisfied with the time they had to wait for an appointment	0	0	N/A	87.3%	87.8%	88.3%

* This is based on patients treated on this contract for their most recent course of treatment. Figures in italics indicate the base number of FP17s or Patient Questionnaire responses are less than 100. N/A is shown where the base number of responses is less than 10 during the period. % is calculated as Quantity/Base number*100

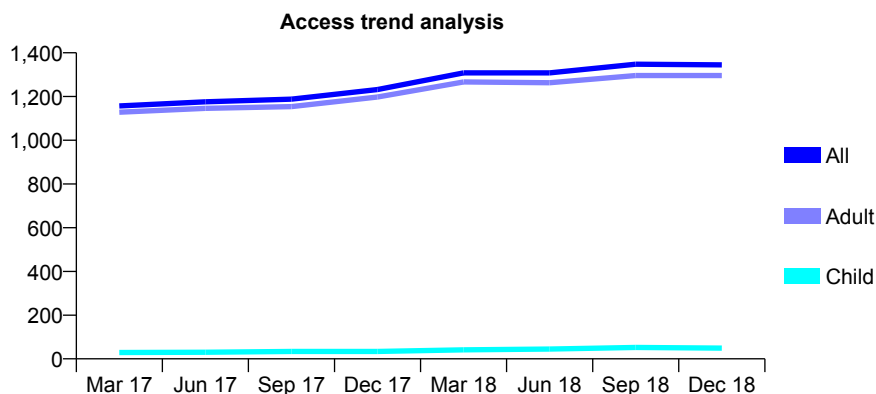
Q69 - Vital Signs At a Glance Contract Report for 332119/0005 - December 2018

Name or company name	SC Dental Studio Ltd
Contract type name	GDS Contract
Purpose of contract	General
Contract start date	01/04/2013
Contract end date	

18/19 Contracted general activity (UDA)	5,641
Carry forward general activity (UDA)	-81
18/19 Contracted orthodontic activity (UOA)	0
Carry forward orthodontic activity (UOA)	0
Baseline contract value	£295,572.96

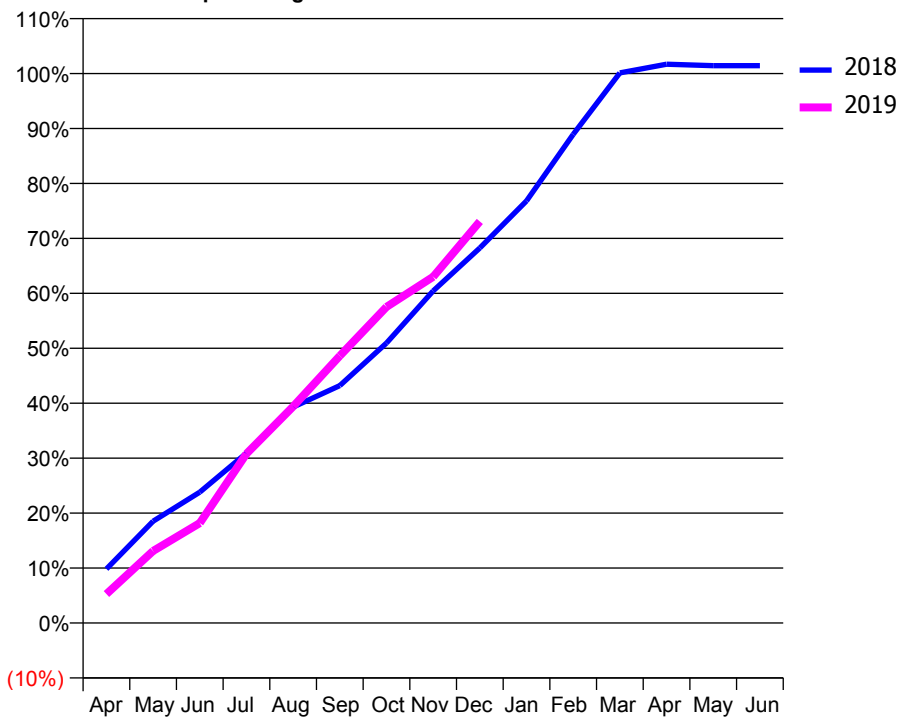
ACCESS*

Patients seen in 24 months	Total	Change since previous quarter
Quarter ending December 2017	1,232	
Quarter ending March 2018	1,308	↑
Quarter ending June 2018	1,308	→
Quarter ending September 2018	1,348	↑
Quarter ending December 2018	1,345	→
Variance since December 2017	9.2%	↑



ACTIVITY

Cumulative percentage of contracted UDA delivered 2018 & 2019



Month	Adjusted Scheduled Activity (UDA)	
	2018	2019
April	560	298
May	1,055	740
June	1,356	1,026
July	1,761	1,738
August	2,238	2,222
September	2,460	2,743
October	2,901	3,245
November	3,441	3,554
December	3,886	4,122
January	4,373	
February	5,062	
March	5,699	
April	5,789	
May	5,774	
June	5,774	

QUALITY

	Quantity	Base Number	Contract	AT	Region	England
% of FP17s for the same patient ID Re-attending within 3 months - Children	1	58	1.7%	11.5%	11.3%	11.8%
% of FP17s for the same patient ID Re-attending within 3 months - Adults	8	818	1.0%	14.8%	15.3%	15.6%
% of FP17s for the same patient ID Re-attending between 3 & 9 months - Children	0	58	0.0%	58.3%	61.1%	58.8%
% of FP17s for the same patient ID Re-attending between 3 & 9 months - Adults	19	818	2.3%	49.3%	52.4%	51.0%
% of FP17s for Band 1 Urgent Courses	0	848	0.0%	9.7%	9.5%	9.0%
% of FP17s Relating to Free Repair or Replacements	0	848	0.0%	0.7%	0.7%	0.8%
% of FP17s Relating to Continuations	2	848	0.2%	0.6%	0.8%	0.9%
% of Patients satisfied with the dentistry they have received	0	0	N/A	94.1%	93.1%	93.2%
% of Patients satisfied with the time they had to wait for an appointment	0	0	N/A	87.3%	87.8%	88.3%

* This is based on patients treated on this contract for their most recent course of treatment. Figures in italics indicate the base number of FP17s or Patient Questionnaire responses are less than 100. N/A is shown where the base number of responses is less than 10 during the period. % is calculated as Quantity/Base number*100

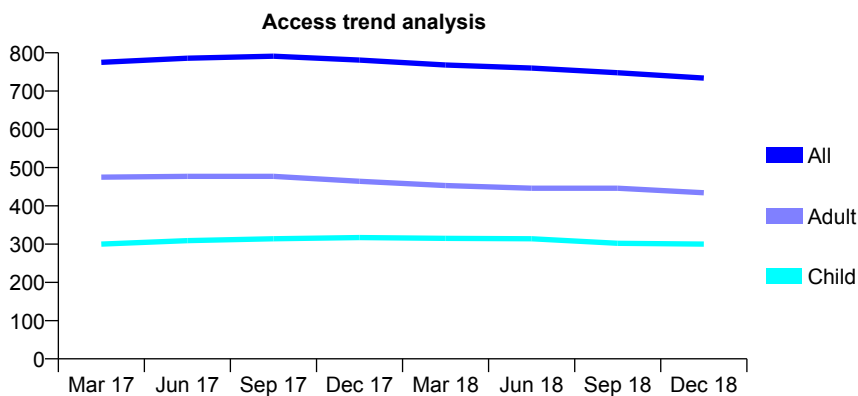
Q69 - Vital Signs At a Glance Contract Report for 334944/0001 - December 2018

Name or company name	MISS NP MCVEIGH
Contract type name	GDS Contract
Purpose of contract	General
Contract start date	01/04/2006
Contract end date	

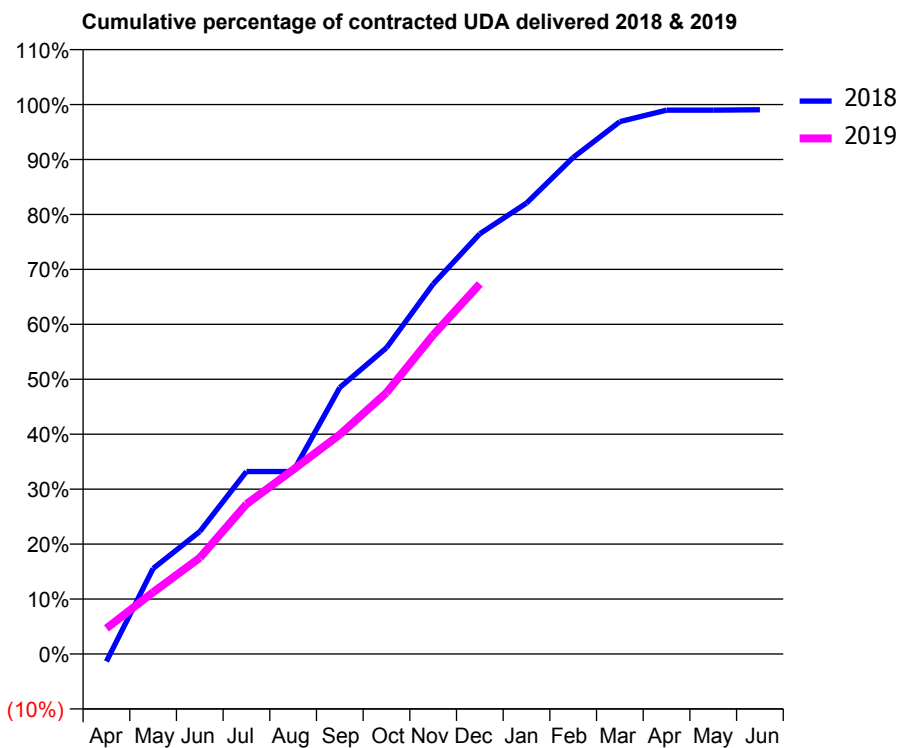
18/19 Contracted general activity (UDA)	1,760
Carry forward general activity (UDA)	17
18/19 Contracted orthodontic activity (UOA)	0
Carry forward orthodontic activity (UOA)	0
Baseline contract value	£43,734.66

ACCESS*

Patients seen in 24 months	Total	Change since previous quarter
Quarter ending December 2017	781	
Quarter ending March 2018	768	↓
Quarter ending June 2018	760	↓
Quarter ending September 2018	748	↓
Quarter ending December 2018	734	↓
Variance since December 2017	(6.0%)	↓



ACTIVITY



Month	Adjusted Scheduled Activity (UDA)	
	2018	2019
April	-24	82
May	274	198
June	392	308
July	585	480
August	585	590
September	853	703
October	981	837
November	1,185	1,022
December	1,346	1,185
January	1,444	
February	1,590	
March	1,705	
April	1,742	
May	1,742	
June	1,743	

QUALITY

	Quantity	Base Number	Contract	AT	Region	England
% of FP17s for the same patient ID Re-attending within 3 months - Children	9	332	2.7%	11.5%	11.3%	11.8%
% of FP17s for the same patient ID Re-attending within 3 months - Adults	32	511	6.3%	14.8%	15.3%	15.6%
% of FP17s for the same patient ID Re-attending between 3 & 9 months - Children	245	332	73.8%	58.3%	61.1%	58.8%
% of FP17s for the same patient ID Re-attending between 3 & 9 months - Adults	406	511	79.5%	49.3%	52.4%	51.0%
% of FP17s for Band 1 Urgent Courses	17	813	2.1%	9.7%	9.5%	9.0%
% of FP17s Relating to Free Repair or Replacements	4	813	0.5%	0.7%	0.7%	0.8%
% of FP17s Relating to Continuations	0	813	0.0%	0.6%	0.8%	0.9%
% of Patients satisfied with the dentistry they have received	1	1	N/A	94.1%	93.1%	93.2%
% of Patients satisfied with the time they had to wait for an appointment	0	1	N/A	87.3%	87.8%	88.3%

* This is based on patients treated on this contract for their most recent course of treatment. Figures in italics indicate the base number of FP17s or Patient Questionnaire responses are less than 100. N/A is shown where the base number of responses is less than 10 during the period. % is calculated as Quantity/Base number*100

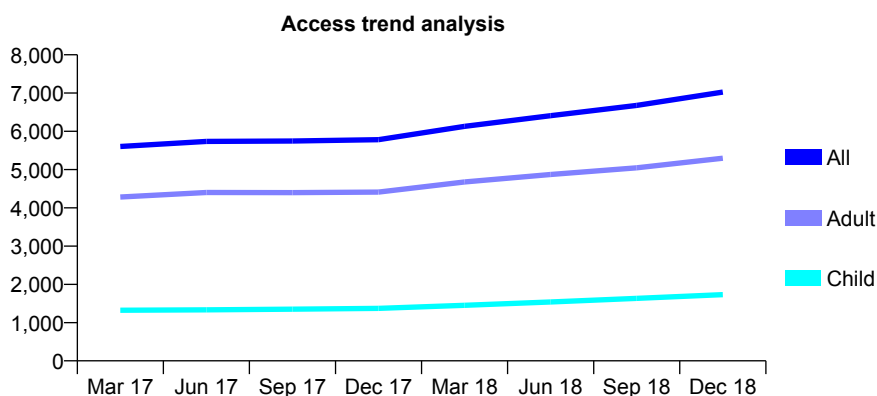
Q69 - Vital Signs At a Glance Contract Report for 335304/0001 - December 2018

Name or company name	Mr L Powell & Ms R Murray
Contract type name	GDS Contract
Purpose of contract	General
Contract start date	01/04/2006
Contract end date	

18/19 Contracted general activity (UDA)	17,500
Carry forward general activity (UDA)	0
18/19 Contracted orthodontic activity (UOA)	0
Carry forward orthodontic activity (UOA)	0
Baseline contract value	£410,854.94

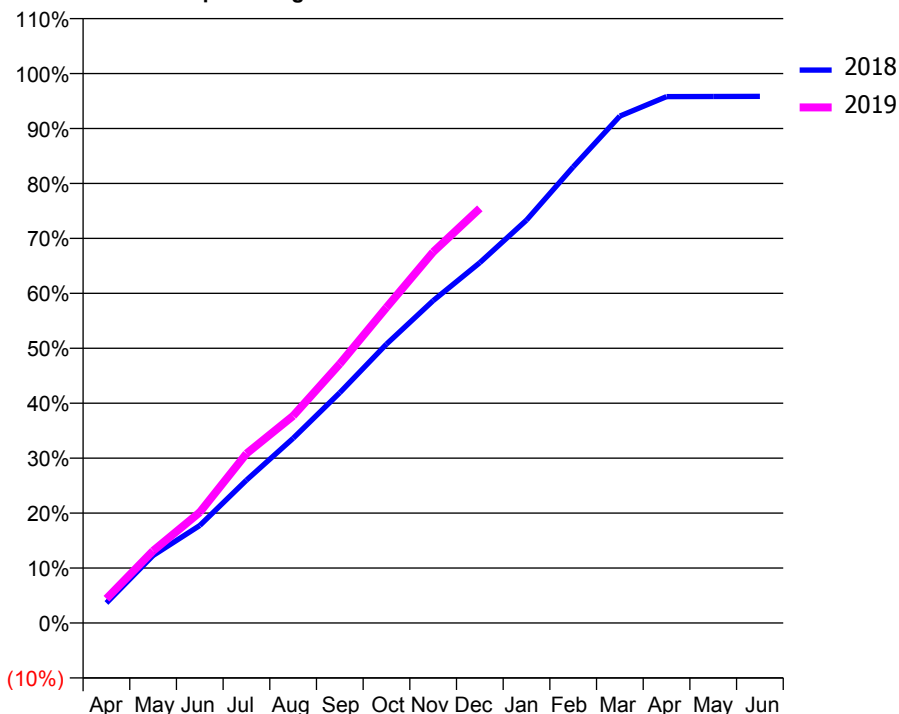
ACCESS*

Patients seen in 24 months	Total	Change since previous quarter
Quarter ending December 2017	5,781	
Quarter ending March 2018	6,129	↑
Quarter ending June 2018	6,410	↑
Quarter ending September 2018	6,678	↑
Quarter ending December 2018	7,026	↑
Variance since December 2017	21.5%	↑



ACTIVITY

Cumulative percentage of contracted UDA delivered 2018 & 2019



Month	Adjusted Scheduled Activity (UDA)	
	2018	2019
April	624	776
May	2,103	2,301
June	3,039	3,529
July	4,451	5,394
August	5,756	6,595
September	7,178	8,256
October	8,690	10,050
November	10,046	11,817
December	11,230	13,206
January	12,557	
February	14,215	
March	15,795	
April	16,401	
May	16,408	
June	16,411	

QUALITY

	Quantity	Base Number	Contract	AT	Region	England
% of FP17s for the same patient ID Re-attending within 3 months - Children	138	2,032	6.8%	11.5%	11.3%	11.8%
% of FP17s for the same patient ID Re-attending within 3 months - Adults	1,058	6,244	16.9%	14.8%	15.3%	15.6%
% of FP17s for the same patient ID Re-attending between 3 & 9 months - Children	1,176	2,032	57.9%	58.3%	61.1%	58.8%
% of FP17s for the same patient ID Re-attending between 3 & 9 months - Adults	3,077	6,244	49.3%	49.3%	52.4%	51.0%
% of FP17s for Band 1 Urgent Courses	966	7,931	12.2%	9.7%	9.5%	9.0%
% of FP17s Relating to Free Repair or Replacements	81	7,931	1.0%	0.7%	0.7%	0.8%
% of FP17s Relating to Continuations	53	7,931	0.7%	0.6%	0.8%	0.9%
% of Patients satisfied with the dentistry they have received	3	3	N/A	94.1%	93.1%	93.2%
% of Patients satisfied with the time they had to wait for an appointment	3	3	N/A	87.3%	87.8%	88.3%

* This is based on patients treated on this contract for their most recent course of treatment. Figures in italics indicate the base number of FP17s or Patient Questionnaire responses are less than 100. N/A is shown where the base number of responses is less than 10 during the period. % is calculated as Quantity/Base number*100

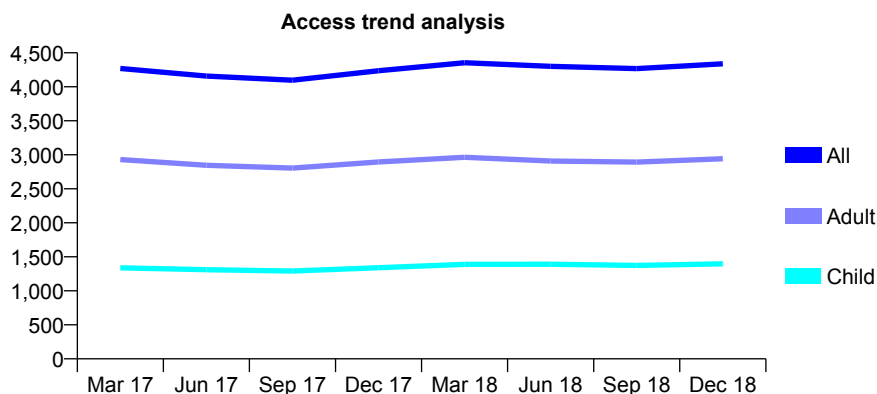
Q69 - Vital Signs At a Glance Contract Report for 336785/0001 - December 2018

Name or company name	MRS KS RADIA
Contract type name	GDS Contract
Purpose of contract	General
Contract start date	01/04/2006
Contract end date	

18/19 Contracted general activity (UDA)	9,399
Carry forward general activity (UDA)	105
18/19 Contracted orthodontic activity (UOA)	0
Carry forward orthodontic activity (UOA)	0
Baseline contract value	£310,747.57

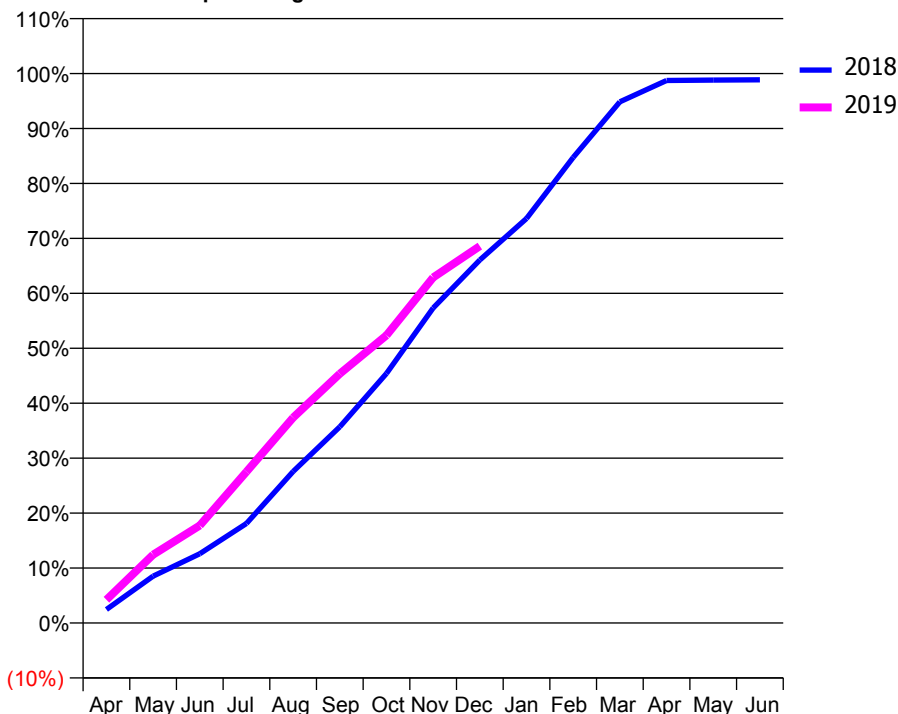
ACCESS*

Patients seen in 24 months	Total	Change since previous quarter
Quarter ending December 2017	4,237	
Quarter ending March 2018	4,354	↑
Quarter ending June 2018	4,300	↓
Quarter ending September 2018	4,267	→
Quarter ending December 2018	4,339	→
Variance since December 2017	2.4%	↑



ACTIVITY

Cumulative percentage of contracted UDA delivered 2018 & 2019



Month	Adjusted Scheduled Activity (UDA)	
	2018	2019
April	226	397
May	779	1,170
June	1,150	1,668
July	1,653	2,588
August	2,519	3,514
September	3,261	4,263
October	4,146	4,921
November	5,235	5,912
December	6,032	6,446
January	6,720	
February	7,736	
March	8,660	
April	9,015	
May	9,020	
June	9,025	

QUALITY

	Quantity	Base Number	Contract	AT	Region	England
% of FP17s for the same patient ID Re-attending within 3 months - Children	132	1,774	7.4%	11.5%	11.3%	11.8%
% of FP17s for the same patient ID Re-attending within 3 months - Adults	445	3,012	14.8%	14.8%	15.3%	15.6%
% of FP17s for the same patient ID Re-attending between 3 & 9 months - Children	1,255	1,774	70.7%	58.3%	61.1%	58.8%
% of FP17s for the same patient ID Re-attending between 3 & 9 months - Adults	1,631	3,012	54.2%	49.3%	52.4%	51.0%
% of FP17s for Band 1 Urgent Courses	381	4,052	9.4%	9.7%	9.5%	9.0%
% of FP17s Relating to Free Repair or Replacements	33	4,052	0.8%	0.7%	0.7%	0.8%
% of FP17s Relating to Continuations	8	4,052	0.2%	0.6%	0.8%	0.9%
% of Patients satisfied with the dentistry they have received	11	12	91.7%	94.1%	93.1%	93.2%
% of Patients satisfied with the time they had to wait for an appointment	9	12	75.0%	87.3%	87.8%	88.3%

* This is based on patients treated on this contract for their most recent course of treatment. Figures in italics indicate the base number of FP17s or Patient Questionnaire responses are less than 100. N/A is shown where the base number of responses is less than 10 during the period. % is calculated as Quantity/Base number*100

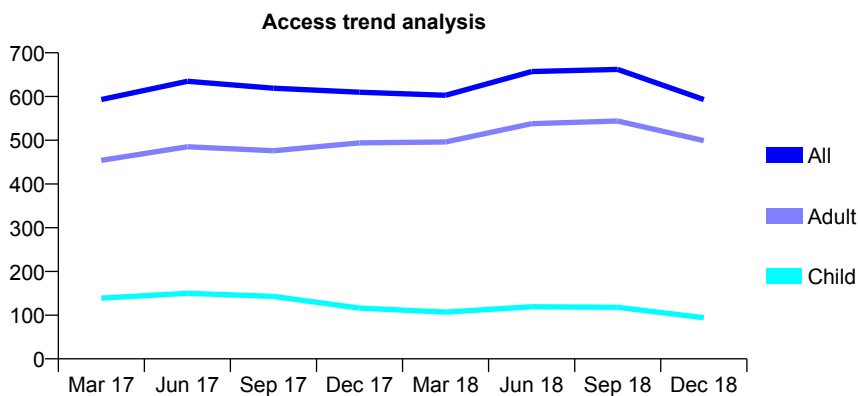
Q69 - Vital Signs At a Glance Contract Report for 336785/0002 - December 2018

Name or company name	MRS KS RADIA
Contract type name	GDS Contract
Purpose of contract	General
Contract start date	01/04/2009
Contract end date	

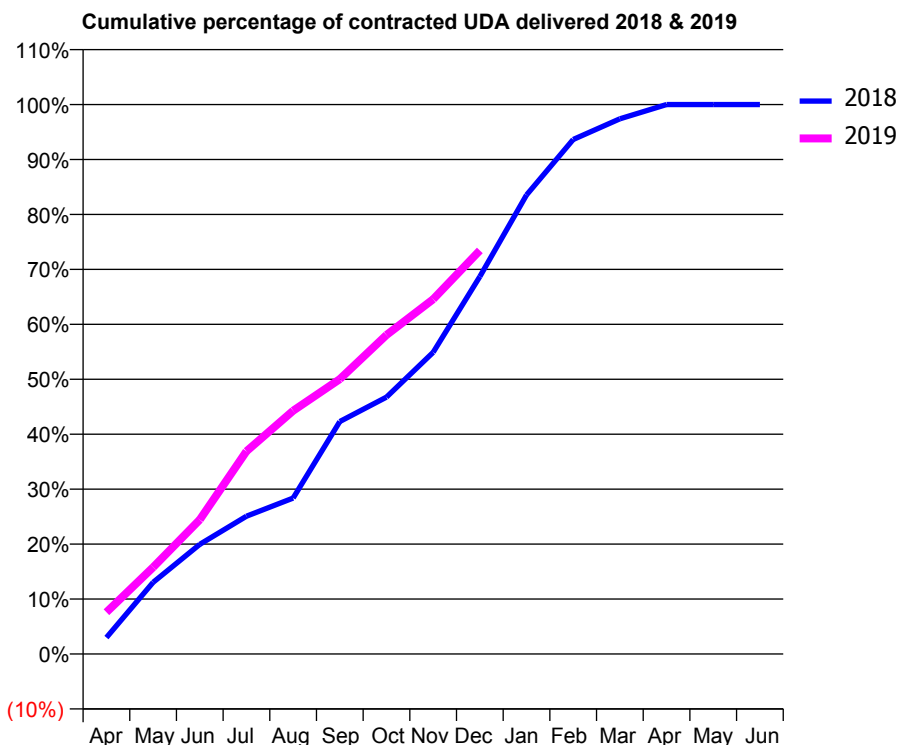
18/19 Contracted general activity (UDA)	1,050
Carry forward general activity (UDA)	0
18/19 Contracted orthodontic activity (UOA)	0
Carry forward orthodontic activity (UOA)	0
Baseline contract value	£28,952.18

ACCESS*

Patients seen in 24 months	Total	Change since previous quarter
Quarter ending December 2017	610	
Quarter ending March 2018	603	↓
Quarter ending June 2018	657	↑
Quarter ending September 2018	662	→
Quarter ending December 2018	593	↓
Variance since December 2017	(2.8%)	↓



ACTIVITY



Month	Adjusted Scheduled Activity (UDA)	
	2018	2019
April	33	80
May	142	166
June	218	257
July	274	387
August	310	465
September	462	525
October	511	610
November	600	678
December	750	771
January	912	
February	1,022	
March	1,064	
April	1,092	
May	1,092	
June	1,092	

QUALITY

	Quantity	Base Number	Contract	AT	Region	England
% of FP17s for the same patient ID Re-attending within 3 months - Children	1	132	0.8%	11.5%	11.3%	11.8%
% of FP17s for the same patient ID Re-attending within 3 months - Adults	9	460	2.0%	14.8%	15.3%	15.6%
% of FP17s for the same patient ID Re-attending between 3 & 9 months - Children	67	132	50.8%	58.3%	61.1%	58.8%
% of FP17s for the same patient ID Re-attending between 3 & 9 months - Adults	156	460	33.9%	49.3%	52.4%	51.0%
% of FP17s for Band 1 Urgent Courses	16	566	2.8%	9.7%	9.5%	9.0%
% of FP17s Relating to Free Repair or Replacements	2	566	0.4%	0.7%	0.7%	0.8%
% of FP17s Relating to Continuations	0	566	0.0%	0.6%	0.8%	0.9%
% of Patients satisfied with the dentistry they have received	0	0	N/A	94.1%	93.1%	93.2%
% of Patients satisfied with the time they had to wait for an appointment	0	0	N/A	87.3%	87.8%	88.3%

* This is based on patients treated on this contract for their most recent course of treatment. Figures in italics indicate the base number of FP17s or Patient Questionnaire responses are less than 100. N/A is shown where the base number of responses is less than 10 during the period. % is calculated as Quantity/Base number*100

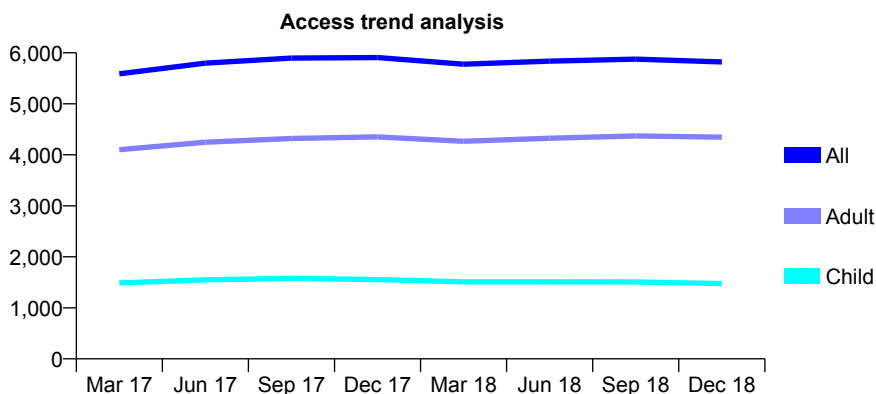
Q69 - Vital Signs At a Glance Contract Report for 337765/0001 - December 2018

Name or company name	MR SI YOUNG
Contract type name	GDS Contract
Purpose of contract	General
Contract start date	01/04/2006
Contract end date	

18/19 Contracted general activity (UDA)	15,338
Carry forward general activity (UDA)	0
18/19 Contracted orthodontic activity (UOA)	0
Carry forward orthodontic activity (UOA)	0
Baseline contract value	£402,216.33

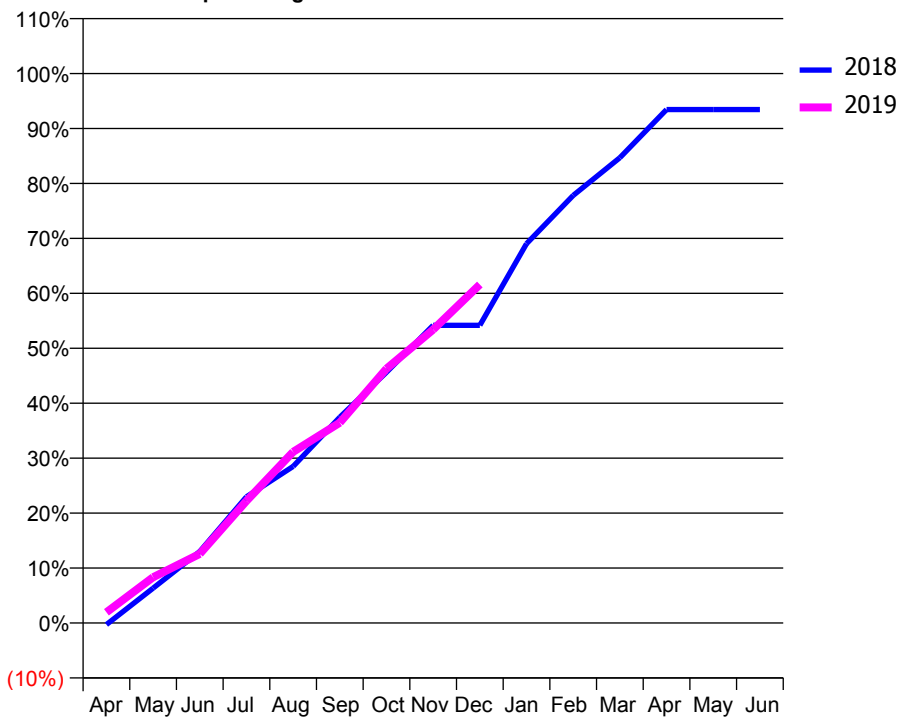
ACCESS*

Patients seen in 24 months	Total	Change since previous quarter
Quarter ending December 2017	5,906	
Quarter ending March 2018	5,776	↓
Quarter ending June 2018	5,836	→
Quarter ending September 2018	5,876	→
Quarter ending December 2018	5,821	→
Variance since December 2017	(1.4%)	↓



ACTIVITY

Cumulative percentage of contracted UDA delivered 2018 & 2019



Month	Adjusted Scheduled Activity (UDA)	
	2018	2019
April	-46	300
May	975	1,280
June	1,995	1,932
July	3,523	3,406
August	4,373	4,778
September	5,744	5,591
October	6,999	7,100
November	8,308	8,192
December	8,308	9,447
January	10,588	
February	11,934	
March	12,989	
April	14,332	
May	14,332	
June	14,332	

QUALITY

	Quantity	Base Number	Contract	AT	Region	England
% of FP17s for the same patient ID Re-attending within 3 months - Children	75	1,628	4.6%	11.5%	11.3%	11.8%
% of FP17s for the same patient ID Re-attending within 3 months - Adults	458	3,674	12.5%	14.8%	15.3%	15.6%
% of FP17s for the same patient ID Re-attending between 3 & 9 months - Children	1,035	1,628	63.6%	58.3%	61.1%	58.8%
% of FP17s for the same patient ID Re-attending between 3 & 9 months - Adults	1,029	3,674	28.0%	49.3%	52.4%	51.0%
% of FP17s for Band 1 Urgent Courses	584	4,766	12.3%	9.7%	9.5%	9.0%
% of FP17s Relating to Free Repair or Replacements	13	4,766	0.3%	0.7%	0.7%	0.8%
% of FP17s Relating to Continuations	5	4,766	0.1%	0.6%	0.8%	0.9%
% of Patients satisfied with the dentistry they have received	4	4	N/A	94.1%	93.1%	93.2%
% of Patients satisfied with the time they had to wait for an appointment	4	4	N/A	87.3%	87.8%	88.3%

* This is based on patients treated on this contract for their most recent course of treatment. Figures in italics indicate the base number of FP17s or Patient Questionnaire responses are less than 100. N/A is shown where the base number of responses is less than 10 during the period. % is calculated as Quantity/Base number*100

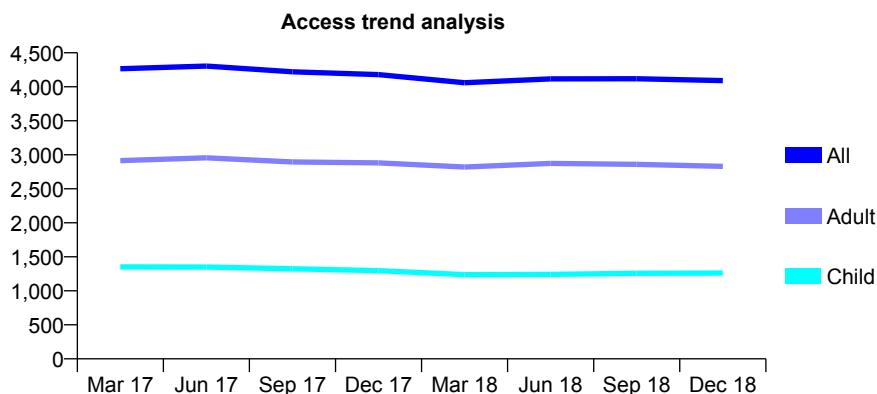
Q69 - Vital Signs At a Glance Contract Report for 338761/0002 - December 2018

Name or company name	Broadshires Dental Practice
Contract type name	GDS Contract
Purpose of contract	General
Contract start date	01/04/2006
Contract end date	

18/19 Contracted general activity (UDA)	11,111
Carry forward general activity (UDA)	0
18/19 Contracted orthodontic activity (UOA)	0
Carry forward orthodontic activity (UOA)	0
Baseline contract value	£270,236.42

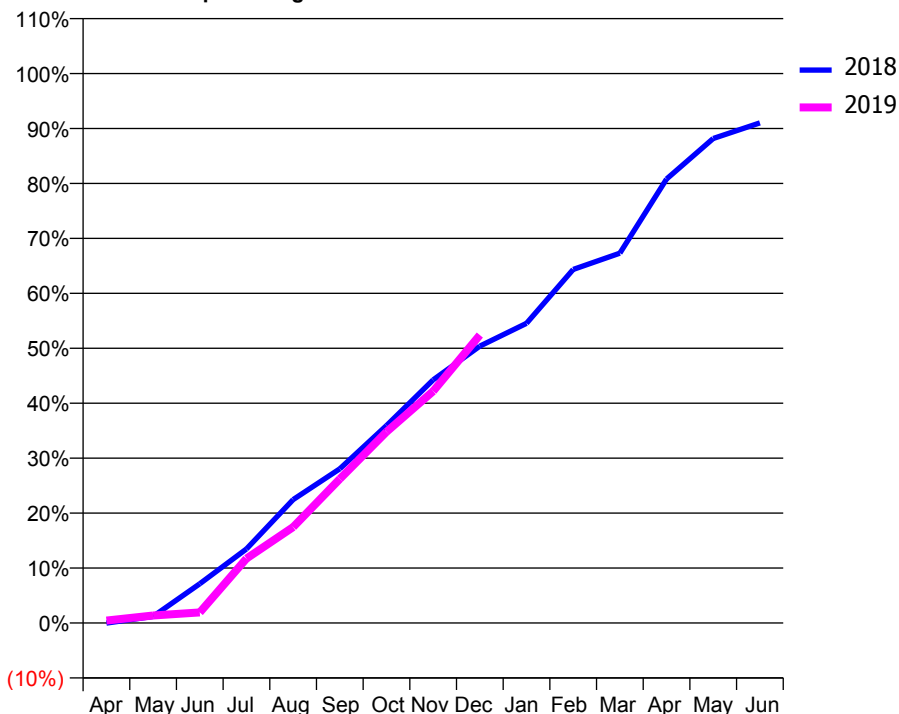
ACCESS*

Patients seen in 24 months	Total	Change since previous quarter
Quarter ending December 2017	4,179	
Quarter ending March 2018	4,059	↓
Quarter ending June 2018	4,117	→
Quarter ending September 2018	4,118	→
Quarter ending December 2018	4,092	→
Variance since December 2017	(2.1%)	↓



ACTIVITY

Cumulative percentage of contracted UDA delivered 2018 & 2019



Month	Adjusted Scheduled Activity (UDA)	
	2018	2019
April	-5	49
May	134	152
June	793	216
July	1,498	1,303
August	2,496	1,939
September	3,117	2,913
October	3,991	3,866
November	4,915	4,688
December	5,598	5,822
January	6,061	
February	7,149	
March	7,478	
April	8,977	
May	9,797	
June	10,112	

QUALITY

	Quantity	Base Number	Contract	AT	Region	England
% of FP17s for the same patient ID Re-attending within 3 months - Children	130	1,558	8.3%	11.5%	11.3%	11.8%
% of FP17s for the same patient ID Re-attending within 3 months - Adults	399	3,241	12.3%	14.8%	15.3%	15.6%
% of FP17s for the same patient ID Re-attending between 3 & 9 months - Children	907	1,558	58.2%	58.3%	61.1%	58.8%
% of FP17s for the same patient ID Re-attending between 3 & 9 months - Adults	1,929	3,241	59.5%	49.3%	52.4%	51.0%
% of FP17s for Band 1 Urgent Courses	370	3,278	11.3%	9.7%	9.5%	9.0%
% of FP17s Relating to Free Repair or Replacements	7	3,278	0.2%	0.7%	0.7%	0.8%
% of FP17s Relating to Continuations	36	3,278	1.1%	0.6%	0.8%	0.9%
% of Patients satisfied with the dentistry they have received	1	1	N/A	94.1%	93.1%	93.2%
% of Patients satisfied with the time they had to wait for an appointment	1	1	N/A	87.3%	87.8%	88.3%

* This is based on patients treated on this contract for their most recent course of treatment. Figures in italics indicate the base number of FP17s or Patient Questionnaire responses are less than 100. N/A is shown where the base number of responses is less than 10 during the period. % is calculated as Quantity/Base number*100

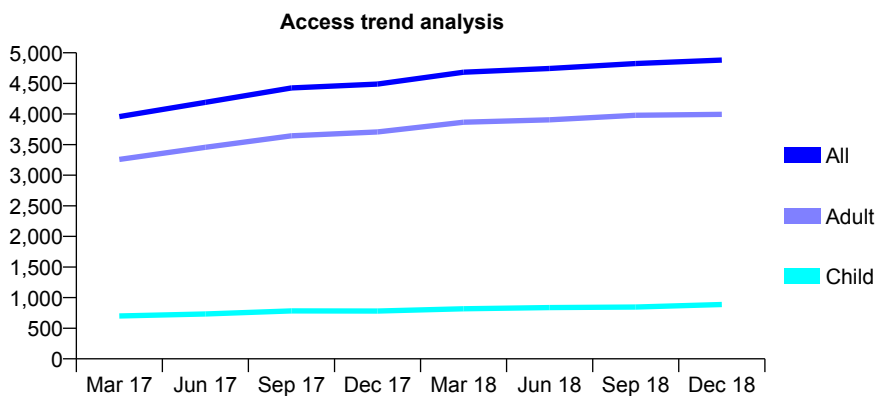
Q69 - Vital Signs At a Glance Contract Report for 339946/0001 - December 2018

Name or company name	Mrs RK Kakad
Contract type name	GDS Contract
Purpose of contract	General
Contract start date	01/04/2006
Contract end date	

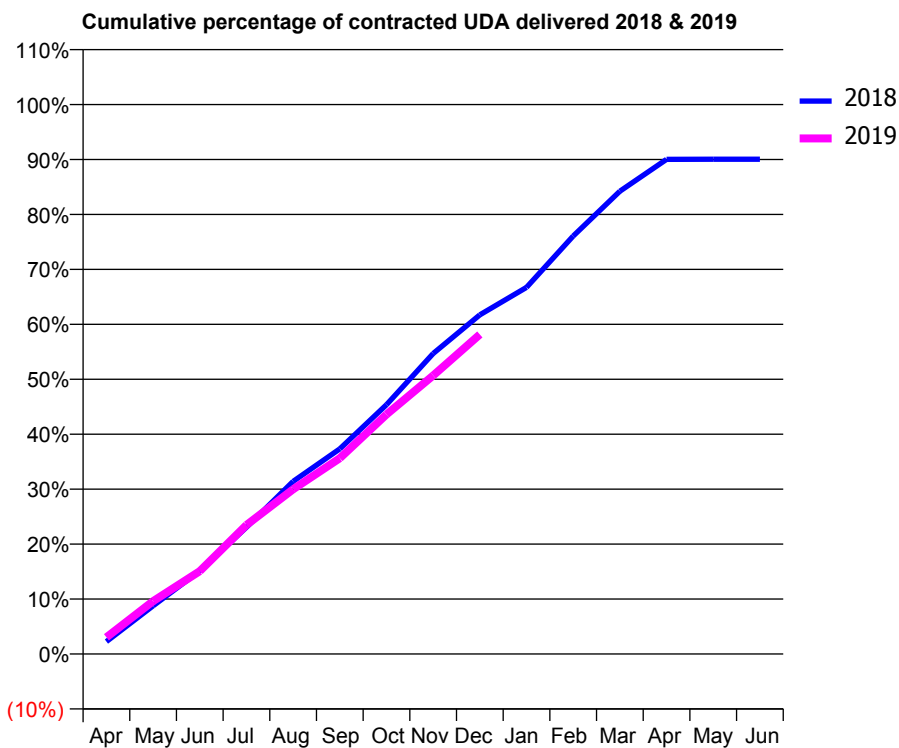
18/19 Contracted general activity (UDA)	17,125
Carry forward general activity (UDA)	0
18/19 Contracted orthodontic activity (UOA)	0
Carry forward orthodontic activity (UOA)	0
Baseline contract value	£378,550.26

ACCESS*

Patients seen in 24 months	Total	Change since previous quarter
Quarter ending December 2017	4,489	
Quarter ending March 2018	4,683	↑
Quarter ending June 2018	4,743	→
Quarter ending September 2018	4,825	→
Quarter ending December 2018	4,882	→
Variance since December 2017	8.8%	↑



ACTIVITY



Month	Adjusted Scheduled Activity (UDA)	
	2018	2019
April	390	520
May	1,501	1,648
June	2,589	2,583
July	3,951	4,019
August	5,381	5,133
September	6,392	6,104
October	7,770	7,465
November	9,366	8,679
December	10,570	9,959
January	11,427	
February	13,024	
March	14,424	
April	15,415	
May	15,421	
June	15,420	

QUALITY

	Quantity	Base Number	Contract	AT	Region	England
% of FP17s for the same patient ID Re-attending within 3 months - Children	72	1,019	7.1%	11.5%	11.3%	11.8%
% of FP17s for the same patient ID Re-attending within 3 months - Adults	700	4,276	16.4%	14.8%	15.3%	15.6%
% of FP17s for the same patient ID Re-attending between 3 & 9 months - Children	616	1,019	60.5%	58.3%	61.1%	58.8%
% of FP17s for the same patient ID Re-attending between 3 & 9 months - Adults	2,266	4,276	53.0%	49.3%	52.4%	51.0%
% of FP17s for Band 1 Urgent Courses	495	4,942	10.0%	9.7%	9.5%	9.0%
% of FP17s Relating to Free Repair or Replacements	53	4,942	1.1%	0.7%	0.7%	0.8%
% of FP17s Relating to Continuations	58	4,942	1.2%	0.6%	0.8%	0.9%
% of Patients satisfied with the dentistry they have received	3	3	N/A	94.1%	93.1%	93.2%
% of Patients satisfied with the time they had to wait for an appointment	2	3	N/A	87.3%	87.8%	88.3%

* This is based on patients treated on this contract for their most recent course of treatment. Figures in italics indicate the base number of FP17s or Patient Questionnaire responses are less than 100. N/A is shown where the base number of responses is less than 10 during the period. % is calculated as Quantity/Base number*100

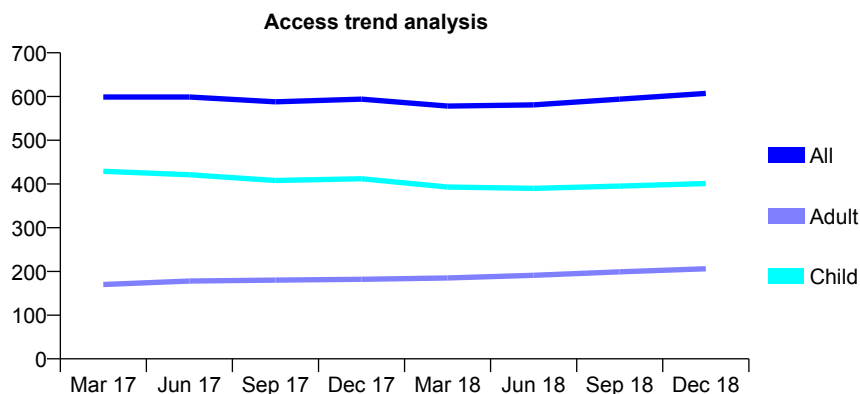
Q69 - Vital Signs At a Glance Contract Report for 341495/0001 - December 2018

Name or company name	Byways Dental Practice
Contract type name	GDS Contract
Purpose of contract	General
Contract start date	01/04/2006
Contract end date	

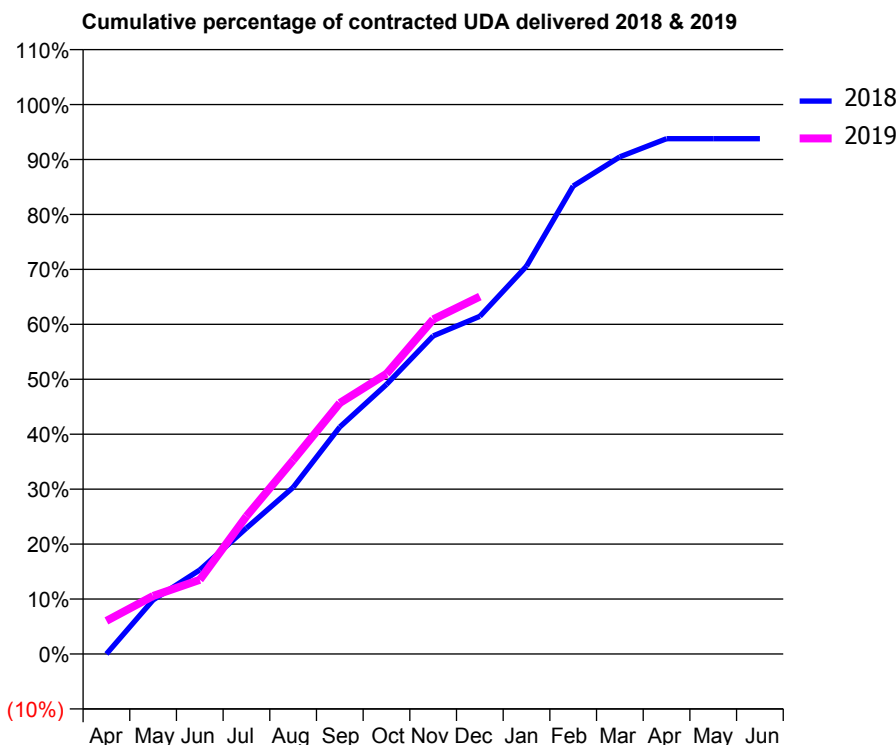
18/19 Contracted general activity (UDA)	2,359
Carry forward general activity (UDA)	0
18/19 Contracted orthodontic activity (UOA)	0
Carry forward orthodontic activity (UOA)	0
Baseline contract value	£62,872.04

ACCESS*

Patients seen in 24 months	Total	Change since previous quarter
Quarter ending December 2017	594	
Quarter ending March 2018	578	↓
Quarter ending June 2018	581	→
Quarter ending September 2018	594	↑
Quarter ending December 2018	607	↑
Variance since December 2017	2.2%	↑



ACTIVITY



Month	Adjusted Scheduled Activity (UDA)	
	2018	2019
April	0	142
May	232	249
June	361	319
July	540	591
August	715	832
September	975	1,077
October	1,157	1,203
November	1,366	1,437
December	1,450	1,534
January	1,665	
February	2,009	
March	2,134	
April	2,212	
May	2,212	
June	2,212	

QUALITY

	Quantity	Base Number	Contract	AT	Region	England
% of FP17s for the same patient ID Re-attending within 3 months - Children	45	502	9.0%	11.5%	11.3%	11.8%
% of FP17s for the same patient ID Re-attending within 3 months - Adults	14	146	9.6%	14.8%	15.3%	15.6%
% of FP17s for the same patient ID Re-attending between 3 & 9 months - Children	329	502	65.5%	58.3%	61.1%	58.8%
% of FP17s for the same patient ID Re-attending between 3 & 9 months - Adults	82	146	56.2%	49.3%	52.4%	51.0%
% of FP17s for Band 1 Urgent Courses	22	624	3.5%	9.7%	9.5%	9.0%
% of FP17s Relating to Free Repair or Replacements	1	624	0.2%	0.7%	0.7%	0.8%
% of FP17s Relating to Continuations	2	624	0.3%	0.6%	0.8%	0.9%
% of Patients satisfied with the dentistry they have received	1	1	N/A	94.1%	93.1%	93.2%
% of Patients satisfied with the time they had to wait for an appointment	1	1	N/A	87.3%	87.8%	88.3%

* This is based on patients treated on this contract for their most recent course of treatment. Figures in italics indicate the base number of FP17s or Patient Questionnaire responses are less than 100. N/A is shown where the base number of responses is less than 10 during the period. % is calculated as Quantity/Base number*100

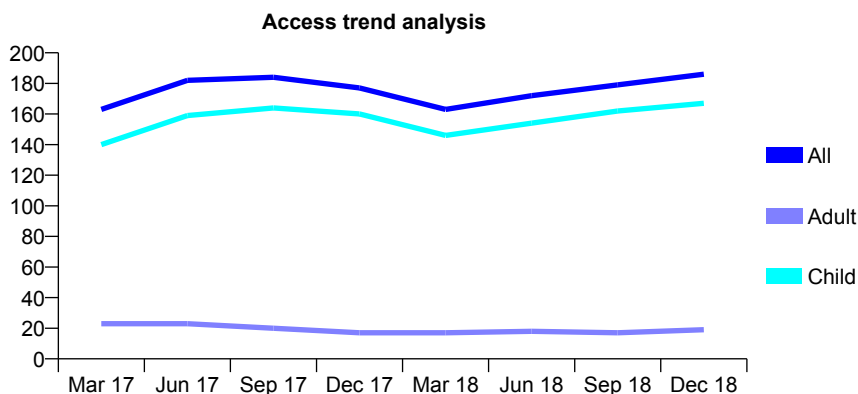
Q69 - Vital Signs At a Glance Contract Report for 343099/0001 - December 2018

Name or company name	MRS E MUKSINOVIC
Contract type name	GDS Contract
Purpose of contract	General
Contract start date	01/04/2006
Contract end date	

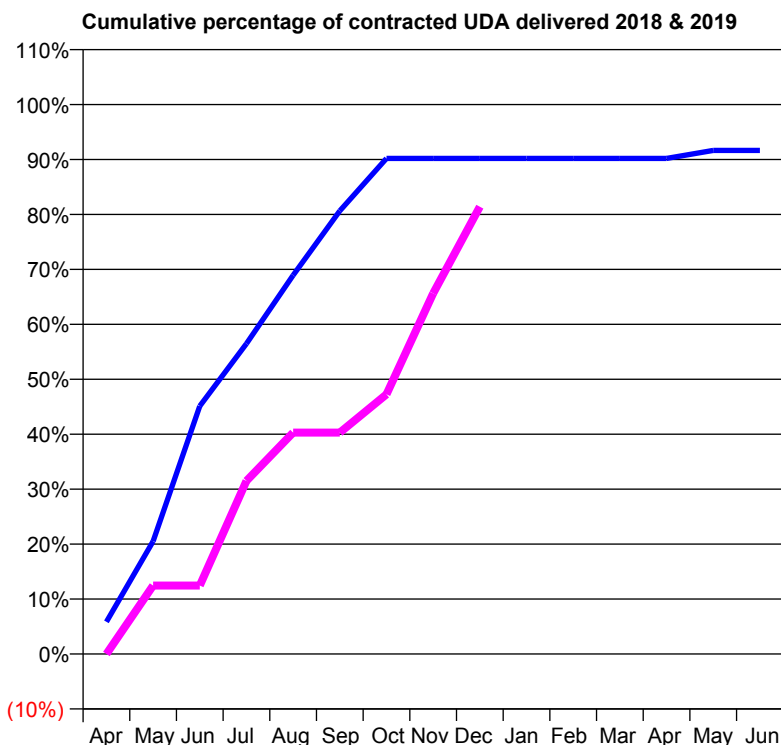
18/19 Contracted general activity (UDA)	273
Carry forward general activity (UDA)	0
18/19 Contracted orthodontic activity (UOA)	0
Carry forward orthodontic activity (UOA)	0
Baseline contract value	£6,638.19

ACCESS*

Patients seen in 24 months	Total	Change since previous quarter
Quarter ending December 2017	177	
Quarter ending March 2018	163	↓
Quarter ending June 2018	172	↑
Quarter ending September 2018	179	↑
Quarter ending December 2018	186	↑
Variance since December 2017	5.1%	↑



ACTIVITY



Month	Adjusted Scheduled Activity (UDA)	
	2018	2019
April	16	0
May	56	34
June	123	34
July	154	86
August	188	110
September	220	110
October	246	129
November	246	179
December	246	222
January	246	
February	246	
March	246	
April	246	
May	250	
June	250	

QUALITY

	Quantity	Base Number	Contract	AT	Region	England
% of FP17s for the same patient ID Re-attending within 3 months - Children	9	225	4.0%	11.5%	11.3%	11.8%
% of FP17s for the same patient ID Re-attending within 3 months - Adults	1	3	33.3%	14.8%	15.3%	15.6%
% of FP17s for the same patient ID Re-attending between 3 & 9 months - Children	111	225	49.3%	58.3%	61.1%	58.8%
% of FP17s for the same patient ID Re-attending between 3 & 9 months - Adults	0	3	0.0%	49.3%	52.4%	51.0%
% of FP17s for Band 1 Urgent Courses	1	164	0.6%	9.7%	9.5%	9.0%
% of FP17s Relating to Free Repair or Replacements	0	164	0.0%	0.7%	0.7%	0.8%
% of FP17s Relating to Continuations	0	164	0.0%	0.6%	0.8%	0.9%
% of Patients satisfied with the dentistry they have received	0	0	N/A	94.1%	93.1%	93.2%
% of Patients satisfied with the time they had to wait for an appointment	0	0	N/A	87.3%	87.8%	88.3%

* This is based on patients treated on this contract for their most recent course of treatment. Figures in italics indicate the base number of FP17s or Patient Questionnaire responses are less than 100. N/A is shown where the base number of responses is less than 10 during the period. % is calculated as Quantity/Base number*100

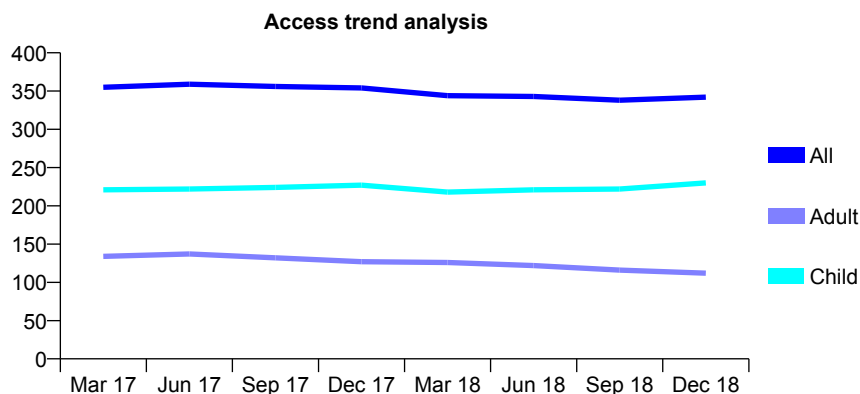
Q69 - Vital Signs At a Glance Contract Report for 344192/0001 - December 2018

Name or company name	MR KV KARLEKAR
Contract type name	GDS Contract
Purpose of contract	General
Contract start date	01/09/2013
Contract end date	

18/19 Contracted general activity (UDA)	1,141
Carry forward general activity (UDA)	20
18/19 Contracted orthodontic activity (UOA)	0
Carry forward orthodontic activity (UOA)	0
Baseline contract value	£29,725.70

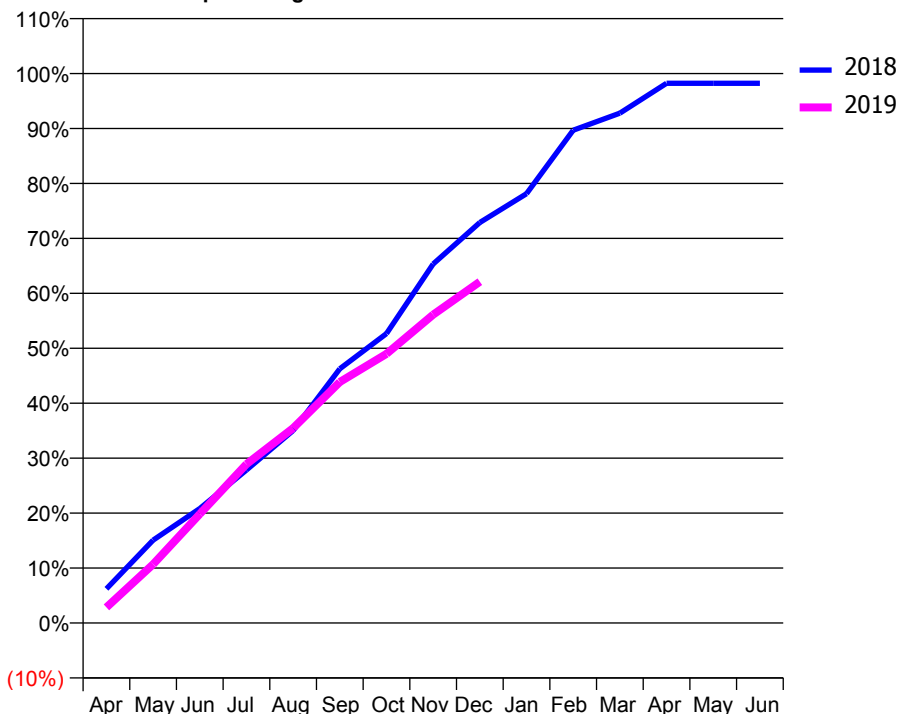
ACCESS*

Patients seen in 24 months	Total	Change since previous quarter
Quarter ending December 2017	354	
Quarter ending March 2018	344	↓
Quarter ending June 2018	343	→
Quarter ending September 2018	338	↓
Quarter ending December 2018	342	→
Variance since December 2017	(3.4%)	↓



ACTIVITY

Cumulative percentage of contracted UDA delivered 2018 & 2019



Month	Adjusted Scheduled Activity (UDA)	
	2018	2019
April	71	33
May	172	122
June	238	226
July	318	330
August	400	405
September	528	501
October	601	559
November	745	640
December	832	709
January	891	
February	1,023	
March	1,059	
April	1,121	
May	1,121	
June	1,121	

QUALITY

	Quantity	Base Number	Contract	AT	Region	England
% of FP17s for the same patient ID Re-attending within 3 months - Children	14	269	5.2%	11.5%	11.3%	11.8%
% of FP17s for the same patient ID Re-attending within 3 months - Adults	8	74	10.8%	14.8%	15.3%	15.6%
% of FP17s for the same patient ID Re-attending between 3 & 9 months - Children	160	269	59.5%	58.3%	61.1%	58.8%
% of FP17s for the same patient ID Re-attending between 3 & 9 months - Adults	36	74	48.6%	49.3%	52.4%	51.0%
% of FP17s for Band 1 Urgent Courses	24	314	7.6%	9.7%	9.5%	9.0%
% of FP17s Relating to Free Repair or Replacements	0	314	0.0%	0.7%	0.7%	0.8%
% of FP17s Relating to Continuations	2	314	0.6%	0.6%	0.8%	0.9%
% of Patients satisfied with the dentistry they have received	0	0	N/A	94.1%	93.1%	93.2%
% of Patients satisfied with the time they had to wait for an appointment	0	0	N/A	87.3%	87.8%	88.3%

* This is based on patients treated on this contract for their most recent course of treatment. Figures in italics indicate the base number of FP17s or Patient Questionnaire responses are less than 100. N/A is shown where the base number of responses is less than 10 during the period. % is calculated as Quantity/Base number*100

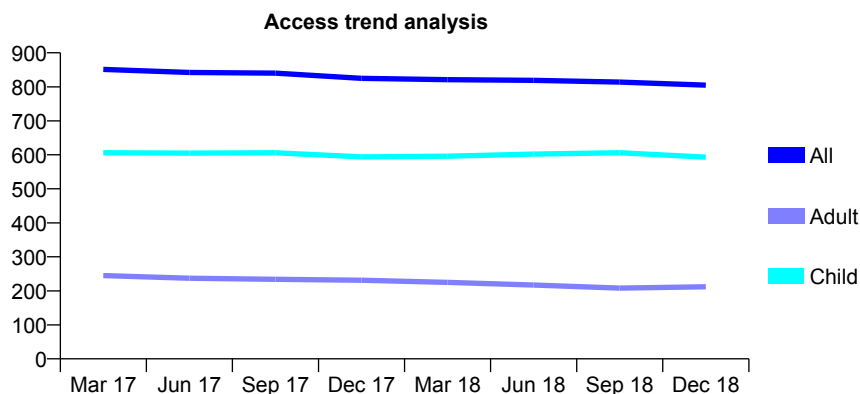
Q69 - Vital Signs At a Glance Contract Report for 344311/0001 - December 2018

Name or company name	MR VG CHUGANI
Contract type name	GDS Contract
Purpose of contract	General
Contract start date	01/04/2006
Contract end date	

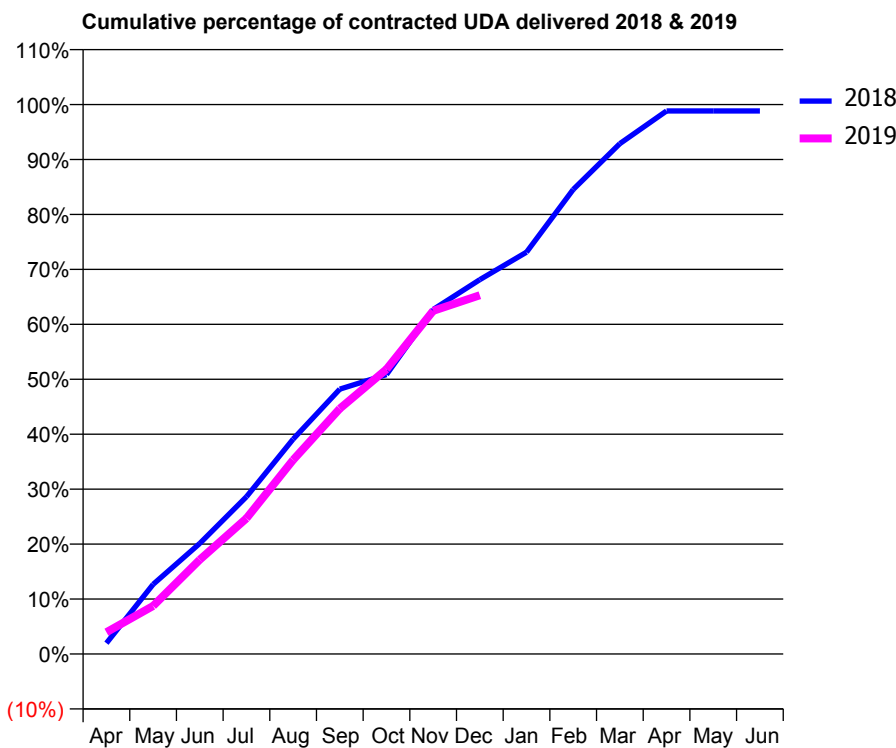
18/19 Contracted general activity (UDA)	1,570
Carry forward general activity (UDA)	18
18/19 Contracted orthodontic activity (UOA)	0
Carry forward orthodontic activity (UOA)	0
Baseline contract value	£38,167.63

ACCESS*

Patients seen in 24 months	Total	Change since previous quarter
Quarter ending December 2017	825	
Quarter ending March 2018	821	→
Quarter ending June 2018	819	→
Quarter ending September 2018	814	→
Quarter ending December 2018	805	↓
Variance since December 2017	(2.4%)	↓



ACTIVITY



Month	Adjusted Scheduled Activity (UDA)	
	2018	2019
April	31	62
May	199	137
June	316	269
July	449	388
August	614	555
September	757	701
October	798	814
November	984	981
December	1,070	1,025
January	1,148	
February	1,327	
March	1,458	
April	1,552	
May	1,552	
June	1,552	

QUALITY

	Quantity	Base Number	Contract	AT	Region	England
% of FP17s for the same patient ID Re-attending within 3 months - Children	63	713	8.8%	11.5%	11.3%	11.8%
% of FP17s for the same patient ID Re-attending within 3 months - Adults	20	148	13.5%	14.8%	15.3%	15.6%
% of FP17s for the same patient ID Re-attending between 3 & 9 months - Children	430	713	60.3%	58.3%	61.1%	58.8%
% of FP17s for the same patient ID Re-attending between 3 & 9 months - Adults	76	148	51.4%	49.3%	52.4%	51.0%
% of FP17s for Band 1 Urgent Courses	30	786	3.8%	9.7%	9.5%	9.0%
% of FP17s Relating to Free Repair or Replacements	0	786	0.0%	0.7%	0.7%	0.8%
% of FP17s Relating to Continuations	0	786	0.0%	0.6%	0.8%	0.9%
% of Patients satisfied with the dentistry they have received	1	1	N/A	94.1%	93.1%	93.2%
% of Patients satisfied with the time they had to wait for an appointment	1	1	N/A	87.3%	87.8%	88.3%

* This is based on patients treated on this contract for their most recent course of treatment. Figures in italics indicate the base number of FP17s or Patient Questionnaire responses are less than 100. N/A is shown where the base number of responses is less than 10 during the period. % is calculated as Quantity/Base number*100

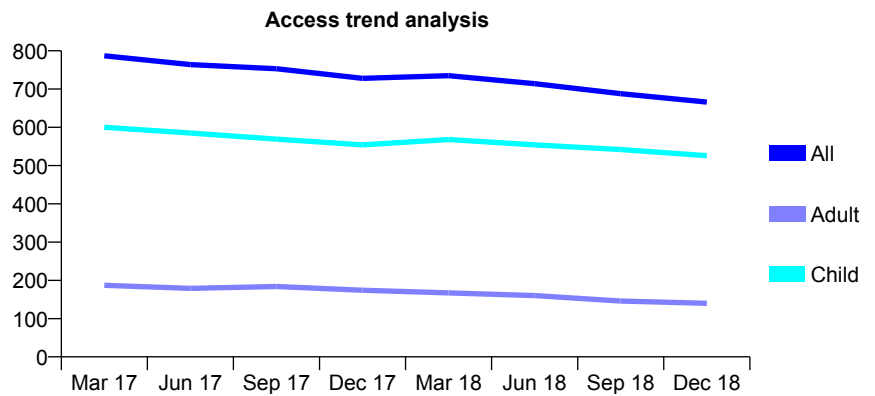
Q69 - Vital Signs At a Glance Contract Report for 351458/0001 - December 2018

Name or company name	McAleavey and Padget
Contract type name	GDS Contract
Purpose of contract	General
Contract start date	01/04/2006
Contract end date	

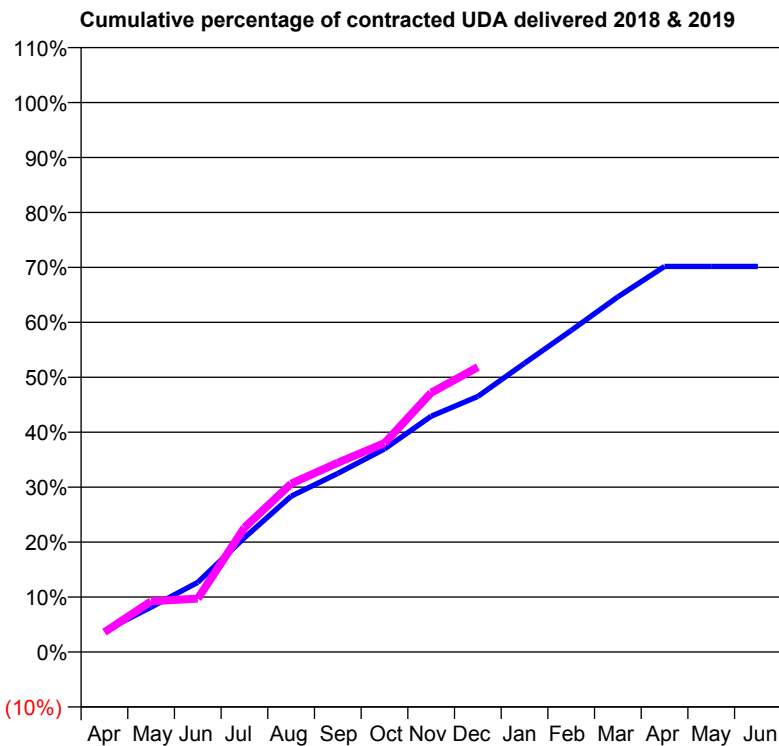
18/19 Contracted general activity (UDA)	1,443
Carry forward general activity (UDA)	0
18/19 Contracted orthodontic activity (UOA)	0
Carry forward orthodontic activity (UOA)	0
Baseline contract value	£34,984.13

ACCESS*

Patients seen in 24 months	Total	Change since previous quarter
Quarter ending December 2017	728	
Quarter ending March 2018	735	→
Quarter ending June 2018	714	↓
Quarter ending September 2018	688	↓
Quarter ending December 2018	666	↓
Variance since December 2017	(8.5%)	↓



ACTIVITY



Adjusted Scheduled Activity (UDA)		
Month	2018	2019
April	55	52
May	118	133
June	183	140
July	300	327
August	409	442
September	469	497
October	533	548
November	619	681
December	671	748
January	758	
February	845	
March	933	
April	1,013	
May	1,013	
June	1,013	

QUALITY

	Quantity	Base Number	Contract	AT	Region	England
% of FP17s for the same patient ID Re-attending within 3 months - Children	21	514	4.1%	11.5%	11.3%	11.8%
% of FP17s for the same patient ID Re-attending within 3 months - Adults	7	67	10.4%	14.8%	15.3%	15.6%
% of FP17s for the same patient ID Re-attending between 3 & 9 months - Children	258	514	50.2%	58.3%	61.1%	58.8%
% of FP17s for the same patient ID Re-attending between 3 & 9 months - Adults	30	67	44.8%	49.3%	52.4%	51.0%
% of FP17s for Band 1 Urgent Courses	10	526	1.9%	9.7%	9.5%	9.0%
% of FP17s Relating to Free Repair or Replacements	0	526	0.0%	0.7%	0.7%	0.8%
% of FP17s Relating to Continuations	8	526	1.5%	0.6%	0.8%	0.9%
% of Patients satisfied with the dentistry they have received	0	0	N/A	94.1%	93.1%	93.2%
% of Patients satisfied with the time they had to wait for an appointment	0	0	N/A	87.3%	87.8%	88.3%

* This is based on patients treated on this contract for their most recent course of treatment. Figures in italics indicate the base number of FP17s or Patient Questionnaire responses are less than 100. N/A is shown where the base number of responses is less than 10 during the period. % is calculated as Quantity/Base number*100

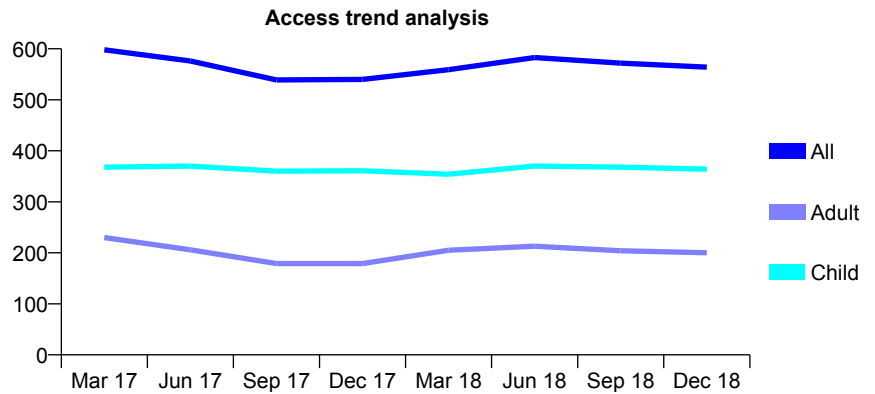
Q69 - Vital Signs At a Glance Contract Report for 353434/0001 - December 2018

Name or company name	MR RS DHILLON
Contract type name	GDS Contract
Purpose of contract	General
Contract start date	01/04/2006
Contract end date	

18/19 Contracted general activity (UDA)	1,018
Carry forward general activity (UDA)	-9
18/19 Contracted orthodontic activity (UOA)	0
Carry forward orthodontic activity (UOA)	0
Baseline contract value	£27,990.00

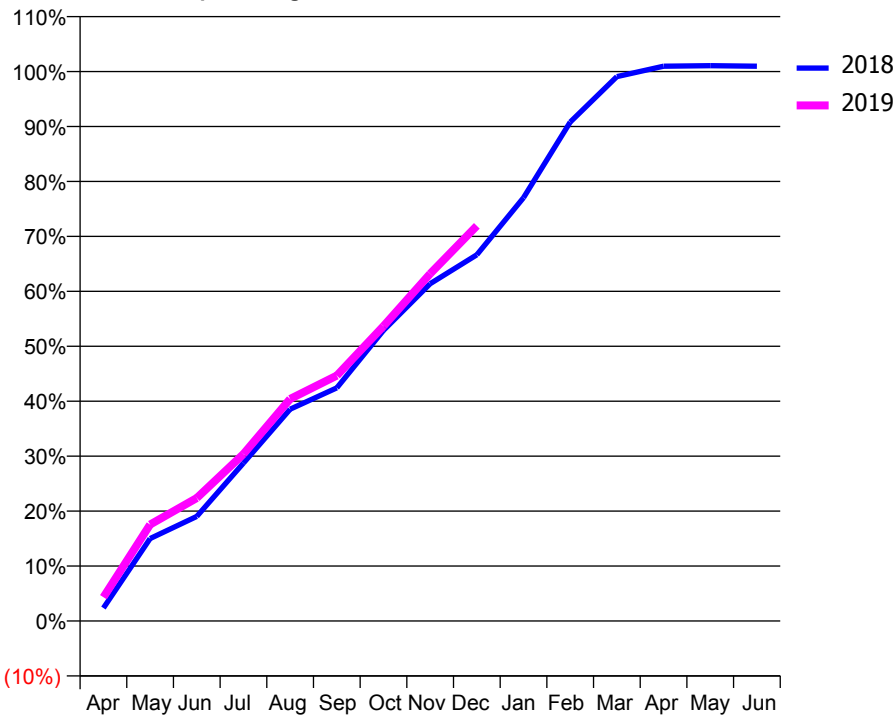
ACCESS*

Patients seen in 24 months	Total	Change since previous quarter
Quarter ending December 2017	540	
Quarter ending March 2018	559	↑
Quarter ending June 2018	583	↑
Quarter ending September 2018	572	↓
Quarter ending December 2018	564	↓
Variance since December 2017	4.4%	↑



ACTIVITY

Cumulative percentage of contracted UDA delivered 2018 & 2019



Adjusted Scheduled Activity (UDA)		
Month	2018	2019
April	24	44
May	153	179
June	194	228
July	293	309
August	392	411
September	432	455
October	538	546
November	625	643
December	678	732
January	784	
February	924	
March	1,009	
April	1,028	
May	1,029	
June	1,028	

QUALITY

	Quantity	Base Number	Contract	AT	Region	England
% of FP17s for the same patient ID Re-attending within 3 months - Children	19	384	4.9%	11.5%	11.3%	11.8%
% of FP17s for the same patient ID Re-attending within 3 months - Adults	13	148	8.8%	14.8%	15.3%	15.6%
% of FP17s for the same patient ID Re-attending between 3 & 9 months - Children	254	384	66.1%	58.3%	61.1%	58.8%
% of FP17s for the same patient ID Re-attending between 3 & 9 months - Adults	80	148	54.1%	49.3%	52.4%	51.0%
% of FP17s for Band 1 Urgent Courses	25	517	4.8%	9.7%	9.5%	9.0%
% of FP17s Relating to Free Repair or Replacements	2	517	0.4%	0.7%	0.7%	0.8%
% of FP17s Relating to Continuations	0	517	0.0%	0.6%	0.8%	0.9%
% of Patients satisfied with the dentistry they have received	0	0	N/A	94.1%	93.1%	93.2%
% of Patients satisfied with the time they had to wait for an appointment	0	0	N/A	87.3%	87.8%	88.3%

* This is based on patients treated on this contract for their most recent course of treatment. Figures in italics indicate the base number of FP17s or Patient Questionnaire responses are less than 100. N/A is shown where the base number of responses is less than 10 during the period. % is calculated as Quantity/Base number*100

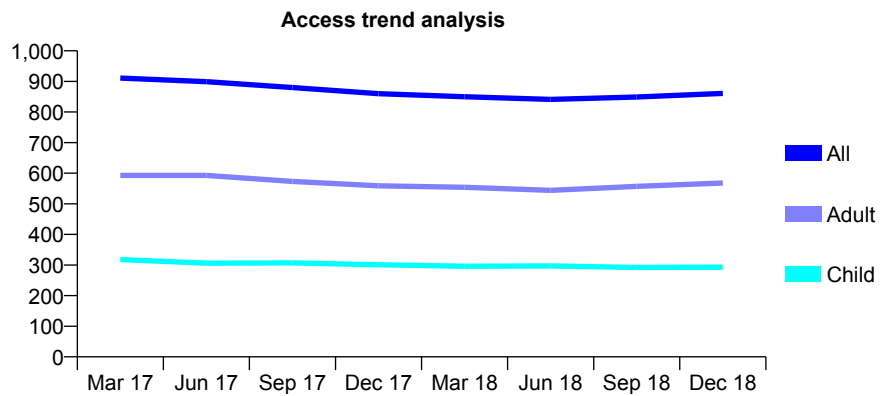
Q69 - Vital Signs At a Glance Contract Report for 355763/0001 - December 2018

Name or company name	MR AJ DANDAPAT
Contract type name	GDS Contract
Purpose of contract	General
Contract start date	01/04/2006
Contract end date	

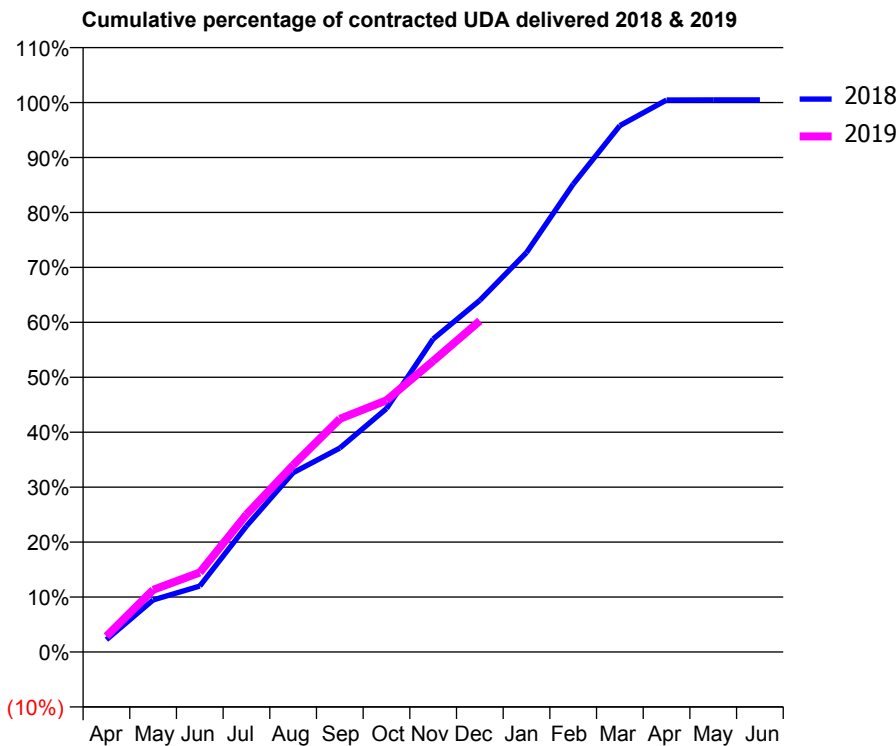
18/19 Contracted general activity (UDA)	3,556
Carry forward general activity (UDA)	-17
18/19 Contracted orthodontic activity (UOA)	0
Carry forward orthodontic activity (UOA)	0
Baseline contract value	£92,412.17

ACCESS*

Patients seen in 24 months	Total	Change since previous quarter
Quarter ending December 2017	860	
Quarter ending March 2018	850	↓
Quarter ending June 2018	841	↓
Quarter ending September 2018	849	→
Quarter ending December 2018	861	→
Variance since December 2017	0.1%	→



ACTIVITY



Month	Adjusted Scheduled Activity (UDA)	
	2018	2019
April	80	102
May	337	402
June	427	515
July	815	890
August	1,160	1,209
September	1,320	1,509
October	1,575	1,629
November	2,026	1,883
December	2,276	2,143
January	2,585	
February	3,028	
March	3,407	
April	3,572	
May	3,573	
June	3,573	

QUALITY

	Quantity	Base Number	Contract	AT	Region	England
% of FP17s for the same patient ID Re-attending within 3 months - Children	65	458	14.2%	11.5%	11.3%	11.8%
% of FP17s for the same patient ID Re-attending within 3 months - Adults	61	555	11.0%	14.8%	15.3%	15.6%
% of FP17s for the same patient ID Re-attending between 3 & 9 months - Children	322	458	70.3%	58.3%	61.1%	58.8%
% of FP17s for the same patient ID Re-attending between 3 & 9 months - Adults	381	555	68.6%	49.3%	52.4%	51.0%
% of FP17s for Band 1 Urgent Courses	30	944	3.2%	9.7%	9.5%	9.0%
% of FP17s Relating to Free Repair or Replacements	24	944	2.5%	0.7%	0.7%	0.8%
% of FP17s Relating to Continuations	0	944	0.0%	0.6%	0.8%	0.9%
% of Patients satisfied with the dentistry they have received	0	0	N/A	94.1%	93.1%	93.2%
% of Patients satisfied with the time they had to wait for an appointment	0	0	N/A	87.3%	87.8%	88.3%

* This is based on patients treated on this contract for their most recent course of treatment. Figures in italics indicate the base number of FP17s or Patient Questionnaire responses are less than 100. N/A is shown where the base number of responses is less than 10 during the period. % is calculated as Quantity/Base number*100

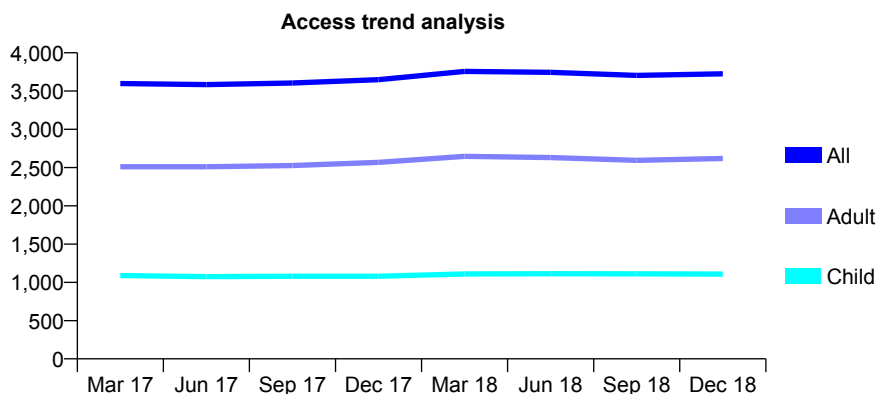
Q69 - Vital Signs At a Glance Contract Report for 356581/0001 - December 2018

Name or company name	MR ZR ANWAR
Contract type name	GDS Contract
Purpose of contract	General
Contract start date	28/07/2012
Contract end date	

18/19 Contracted general activity (UDA)	10,111
Carry forward general activity (UDA)	203
18/19 Contracted orthodontic activity (UOA)	0
Carry forward orthodontic activity (UOA)	0
Baseline contract value	£242,247.34

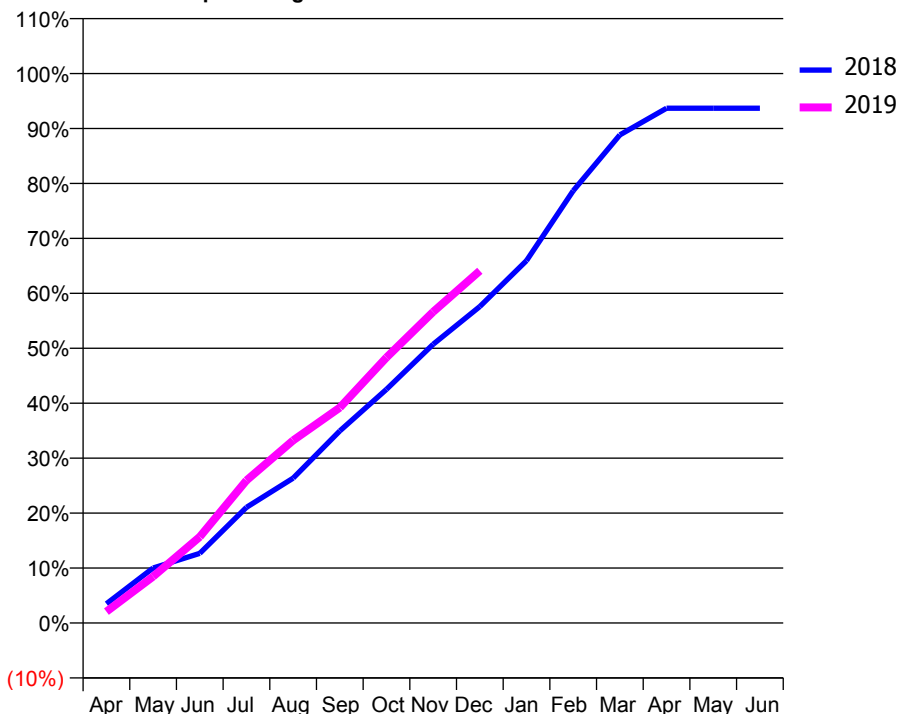
ACCESS*

Patients seen in 24 months	Total	Change since previous quarter
Quarter ending December 2017	3,648	
Quarter ending March 2018	3,756	↑
Quarter ending June 2018	3,744	→
Quarter ending September 2018	3,705	↓
Quarter ending December 2018	3,725	→
Variance since December 2017	2.1%	↑



ACTIVITY

Cumulative percentage of contracted UDA delivered 2018 & 2019



Month	Adjusted Scheduled Activity (UDA)	
	2018	2019
April	325	209
May	928	855
June	1,176	1,587
July	1,952	2,624
August	2,447	3,361
September	3,242	3,964
October	3,945	4,886
November	4,705	5,726
December	5,343	6,481
January	6,117	
February	7,296	
March	8,239	
April	8,690	
May	8,690	
June	8,690	

QUALITY

	Quantity	Base Number	Contract	AT	Region	England
% of FP17s for the same patient ID Re-attending within 3 months - Children	107	1,390	7.7%	11.5%	11.3%	11.8%
% of FP17s for the same patient ID Re-attending within 3 months - Adults	352	2,466	14.3%	14.8%	15.3%	15.6%
% of FP17s for the same patient ID Re-attending between 3 & 9 months - Children	960	1,390	69.1%	58.3%	61.1%	58.8%
% of FP17s for the same patient ID Re-attending between 3 & 9 months - Adults	1,074	2,466	43.6%	49.3%	52.4%	51.0%
% of FP17s for Band 1 Urgent Courses	309	3,486	8.9%	9.7%	9.5%	9.0%
% of FP17s Relating to Free Repair or Replacements	25	3,486	0.7%	0.7%	0.7%	0.8%
% of FP17s Relating to Continuations	5	3,486	0.1%	0.6%	0.8%	0.9%
% of Patients satisfied with the dentistry they have received	1	1	N/A	94.1%	93.1%	93.2%
% of Patients satisfied with the time they had to wait for an appointment	1	1	N/A	87.3%	87.8%	88.3%

* This is based on patients treated on this contract for their most recent course of treatment. Figures in italics indicate the base number of FP17s or Patient Questionnaire responses are less than 100. N/A is shown where the base number of responses is less than 10 during the period. % is calculated as Quantity/Base number*100

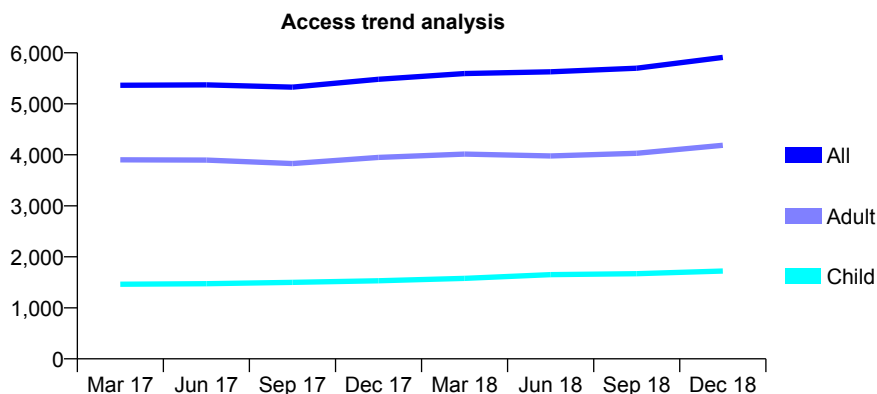
Q69 - Vital Signs At a Glance Contract Report for 359270/0019 - December 2018

Name or company name	MR AF RAI
Contract type name	GDS Contract
Purpose of contract	General
Contract start date	01/11/2012
Contract end date	

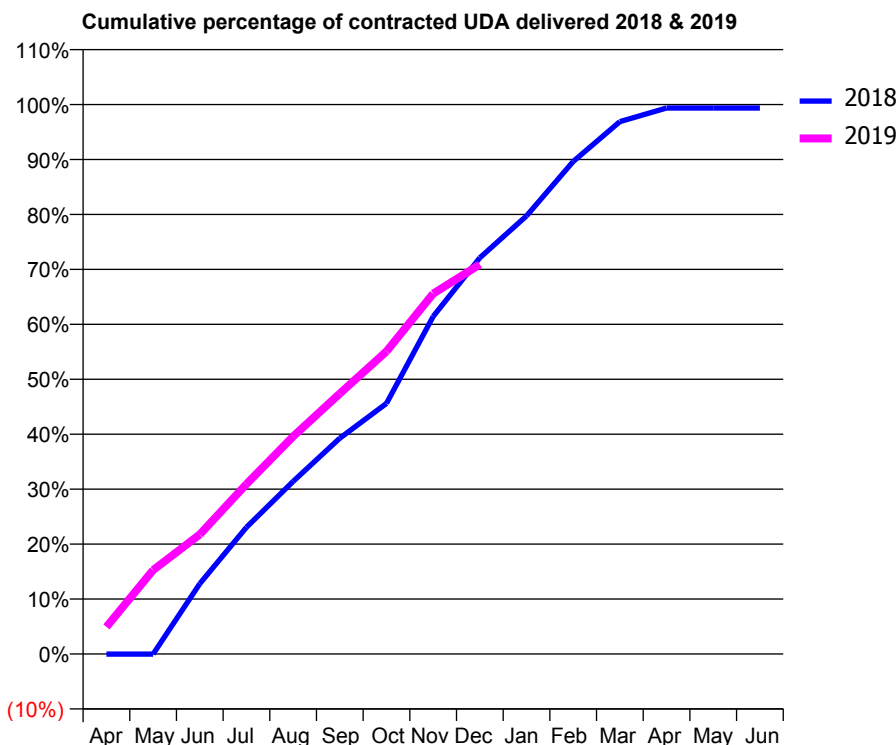
18/19 Contracted general activity (UDA)	14,170
Carry forward general activity (UDA)	84
18/19 Contracted orthodontic activity (UOA)	0
Carry forward orthodontic activity (UOA)	0
Baseline contract value	£353,001.45

ACCESS*

Patients seen in 24 months	Total	Change since previous quarter
Quarter ending December 2017	5,480	
Quarter ending March 2018	5,593	↑
Quarter ending June 2018	5,628	→
Quarter ending September 2018	5,698	→
Quarter ending December 2018	5,909	↑
Variance since December 2017	7.8%	↑



ACTIVITY



Month	Adjusted Scheduled Activity (UDA)	
	2018	2019
April	-5	699
May	-5	2,165
June	1,663	3,084
July	2,999	4,384
August	4,083	5,609
September	5,106	6,717
October	5,930	7,803
November	7,986	9,295
December	9,374	10,046
January	10,364	
February	11,652	
March	12,597	
April	12,916	
May	12,916	
June	12,916	

QUALITY

	Quantity	Base Number	Contract	AT	Region	England
% of FP17s for the same patient ID Re-attending within 3 months - Children	114	1,774	6.4%	11.5%	11.3%	11.8%
% of FP17s for the same patient ID Re-attending within 3 months - Adults	540	3,795	14.2%	14.8%	15.3%	15.6%
% of FP17s for the same patient ID Re-attending between 3 & 9 months - Children	1,044	1,774	58.9%	58.3%	61.1%	58.8%
% of FP17s for the same patient ID Re-attending between 3 & 9 months - Adults	1,628	3,795	42.9%	49.3%	52.4%	51.0%
% of FP17s for Band 1 Urgent Courses	723	5,408	13.4%	9.7%	9.5%	9.0%
% of FP17s Relating to Free Repair or Replacements	51	5,408	0.9%	0.7%	0.7%	0.8%
% of FP17s Relating to Continuations	45	5,408	0.8%	0.6%	0.8%	0.9%
% of Patients satisfied with the dentistry they have received	5	5	N/A	94.1%	93.1%	93.2%
% of Patients satisfied with the time they had to wait for an appointment	4	5	N/A	87.3%	87.8%	88.3%

* This is based on patients treated on this contract for their most recent course of treatment. Figures in italics indicate the base number of FP17s or Patient Questionnaire responses are less than 100. N/A is shown where the base number of responses is less than 10 during the period. % is calculated as Quantity/Base number*100

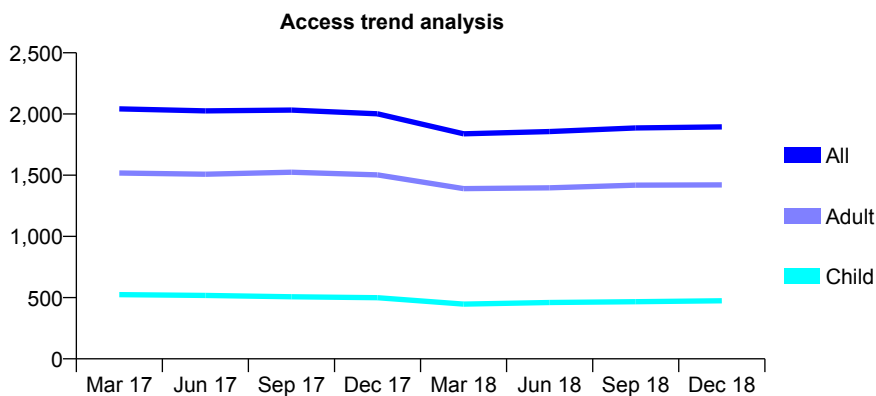
Q69 - Vital Signs At a Glance Contract Report for 360589/0001 - December 2018

Name or company name	Carling Dental Practice
Contract type name	GDS Contract
Purpose of contract	General
Contract start date	01/04/2006
Contract end date	

18/19 Contracted general activity (UDA)	5,446
Carry forward general activity (UDA)	88
18/19 Contracted orthodontic activity (UOA)	0
Carry forward orthodontic activity (UOA)	0
Baseline contract value	£151,661.35

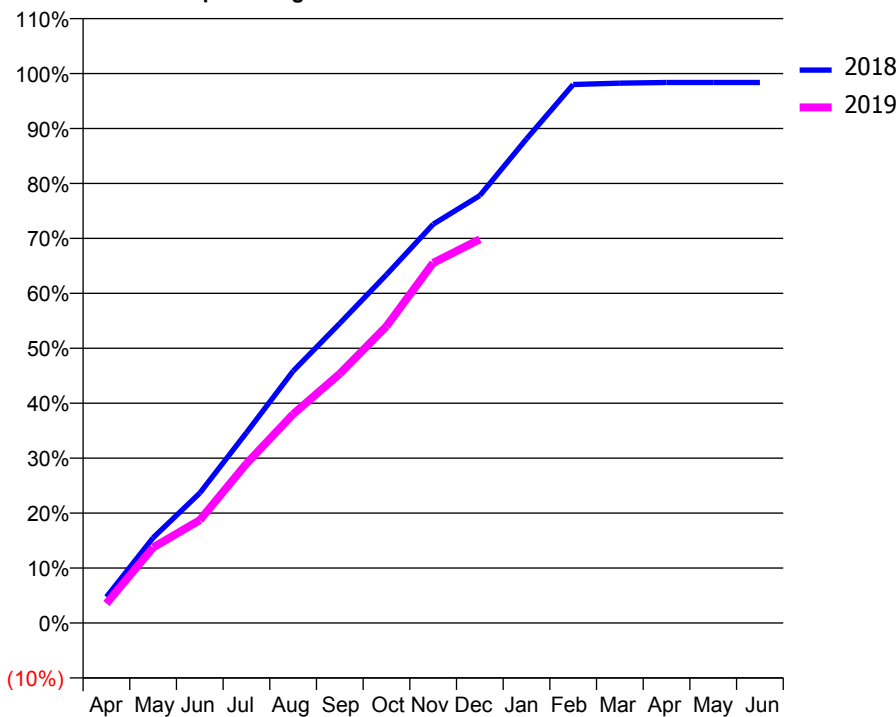
ACCESS*

Patients seen in 24 months	Total	Change since previous quarter
Quarter ending December 2017	2,002	
Quarter ending March 2018	1,838	↓
Quarter ending June 2018	1,857	→
Quarter ending September 2018	1,886	→
Quarter ending December 2018	1,895	→
Variance since December 2017	(5.3%)	↓



ACTIVITY

Cumulative percentage of contracted UDA delivered 2018 & 2019



Month	Adjusted Scheduled Activity (UDA)	
	2018	2019
April	258	194
May	845	749
June	1,288	1,020
July	1,886	1,580
August	2,497	2,070
September	2,970	2,471
October	3,452	2,941
November	3,953	3,568
December	4,236	3,803
January	4,799	
February	5,337	
March	5,350	
April	5,357	
May	5,357	
June	5,357	

QUALITY

	Quantity	Base Number	Contract	AT	Region	England
% of FP17s for the same patient ID Re-attending within 3 months - Children	43	552	7.8%	11.5%	11.3%	11.8%
% of FP17s for the same patient ID Re-attending within 3 months - Adults	188	1,544	12.2%	14.8%	15.3%	15.6%
% of FP17s for the same patient ID Re-attending between 3 & 9 months - Children	279	552	50.5%	58.3%	61.1%	58.8%
% of FP17s for the same patient ID Re-attending between 3 & 9 months - Adults	656	1,544	42.5%	49.3%	52.4%	51.0%
% of FP17s for Band 1 Urgent Courses	254	2,093	12.1%	9.7%	9.5%	9.0%
% of FP17s Relating to Free Repair or Replacements	46	2,093	2.2%	0.7%	0.7%	0.8%
% of FP17s Relating to Continuations	0	2,093	0.0%	0.6%	0.8%	0.9%
% of Patients satisfied with the dentistry they have received	0	0	N/A	94.1%	93.1%	93.2%
% of Patients satisfied with the time they had to wait for an appointment	0	0	N/A	87.3%	87.8%	88.3%

* This is based on patients treated on this contract for their most recent course of treatment. Figures in italics indicate the base number of FP17s or Patient Questionnaire responses are less than 100. N/A is shown where the base number of responses is less than 10 during the period. % is calculated as Quantity/Base number*100

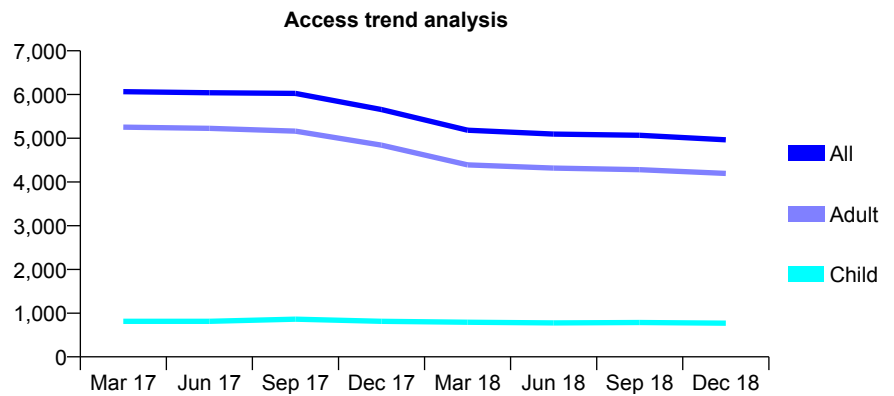
Q69 - Vital Signs At a Glance Contract Report for 385905/0001 - December 2018

Name or company name	Mr S Kaura and Mr T Tariq
Contract type name	GDS Contract
Purpose of contract	General
Contract start date	01/04/2006
Contract end date	

18/19 Contracted general activity (UDA)	11,878
Carry forward general activity (UDA)	-136
18/19 Contracted orthodontic activity (UOA)	0
Carry forward orthodontic activity (UOA)	0
Baseline contract value	£347,595.32

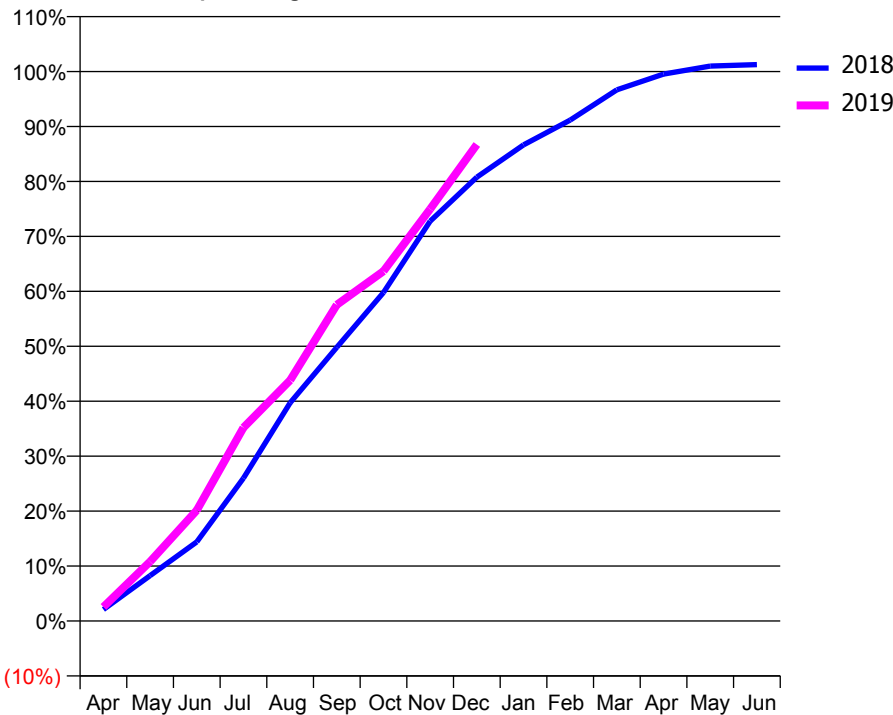
ACCESS*

Patients seen in 24 months	Total	Change since previous quarter
Quarter ending December 2017	5,655	
Quarter ending March 2018	5,184	↓
Quarter ending June 2018	5,095	↓
Quarter ending September 2018	5,067	→
Quarter ending December 2018	4,964	↓
Variance since December 2017	(12.2%)	↓



ACTIVITY

Cumulative percentage of contracted UDA delivered 2018 & 2019



Month	Adjusted Scheduled Activity (UDA)	
	2018	2019
April	229	304
May	901	1,284
June	1,569	2,393
July	2,833	4,182
August	4,327	5,204
September	5,429	6,836
October	6,513	7,562
November	7,930	8,906
December	8,803	10,302
January	9,443	
February	9,933	
March	10,533	
April	10,846	
May	11,005	
June	11,033	

QUALITY

	Quantity	Base Number	Contract	AT	Region	England
% of FP17s for the same patient ID Re-attending within 3 months - Children	80	753	10.6%	11.5%	11.3%	11.8%
% of FP17s for the same patient ID Re-attending within 3 months - Adults	502	3,633	13.8%	14.8%	15.3%	15.6%
% of FP17s for the same patient ID Re-attending between 3 & 9 months - Children	223	753	29.6%	58.3%	61.1%	58.8%
% of FP17s for the same patient ID Re-attending between 3 & 9 months - Adults	869	3,633	23.9%	49.3%	52.4%	51.0%
% of FP17s for Band 1 Urgent Courses	1,311	4,156	31.5%	9.7%	9.5%	9.0%
% of FP17s Relating to Free Repair or Replacements	6	4,156	0.1%	0.7%	0.7%	0.8%
% of FP17s Relating to Continuations	13	4,156	0.3%	0.6%	0.8%	0.9%
% of Patients satisfied with the dentistry they have received	5	5	N/A	94.1%	93.1%	93.2%
% of Patients satisfied with the time they had to wait for an appointment	5	5	N/A	87.3%	87.8%	88.3%

* This is based on patients treated on this contract for their most recent course of treatment. Figures in italics indicate the base number of FP17s or Patient Questionnaire responses are less than 100. N/A is shown where the base number of responses is less than 10 during the period. % is calculated as Quantity/Base number*100

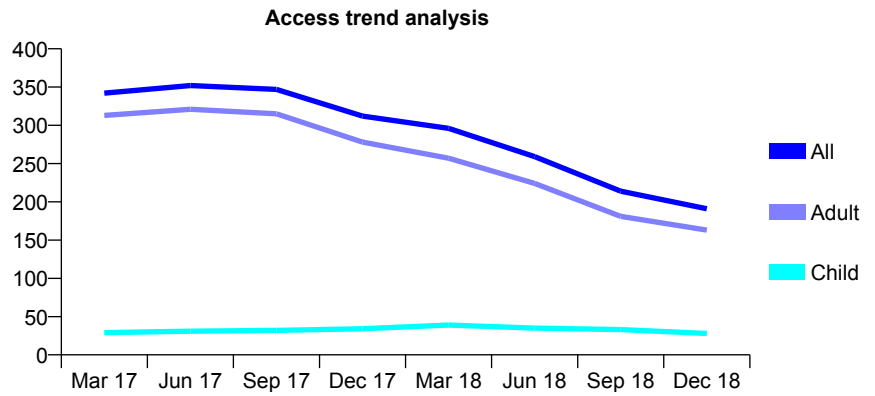
Q69 - Vital Signs At a Glance Contract Report for 385905/0003 - December 2018

Name or company name	Mr S Kaura and Mr T Tariq
Contract type name	PDS Contract
Purpose of contract	General
Contract start date	01/04/2006
Contract end date	31/03/2019

18/19 Contracted general activity (UDA)	3,488
Carry forward general activity (UDA)	0
18/19 Contracted orthodontic activity (UOA)	0
Carry forward orthodontic activity (UOA)	0
Baseline contract value	£105,734.25

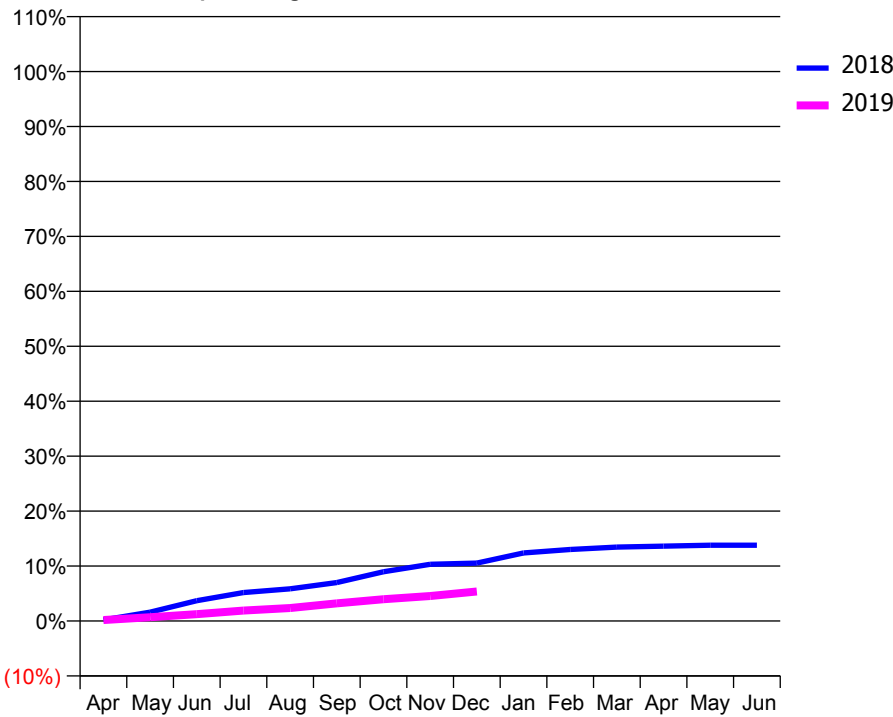
ACCESS*

Patients seen in 24 months	Total	Change since previous quarter
Quarter ending December 2017	312	
Quarter ending March 2018	296	↓
Quarter ending June 2018	259	↓
Quarter ending September 2018	214	↓
Quarter ending December 2018	191	↓
Variance since December 2017	(38.8%)	↓



ACTIVITY

Cumulative percentage of contracted UDA delivered 2018 & 2019



Month	Adjusted Scheduled Activity (UDA)	
	2018	2019
April	7	6
May	56	24
June	129	43
July	181	67
August	205	82
September	244	112
October	312	139
November	360	159
December	368	188
January	432	
February	454	
March	469	
April	475	
May	481	
June	481	

QUALITY

	Quantity	Base Number	Contract	AT	Region	England
% of FP17s for the same patient ID Re-attending within 3 months - Children	0	27	0.0%	11.5%	11.3%	11.8%
% of FP17s for the same patient ID Re-attending within 3 months - Adults	4	130	3.1%	14.8%	15.3%	15.6%
% of FP17s for the same patient ID Re-attending between 3 & 9 months - Children	0	27	0.0%	58.3%	61.1%	58.8%
% of FP17s for the same patient ID Re-attending between 3 & 9 months - Adults	0	130	0.0%	49.3%	52.4%	51.0%
% of FP17s for Band 1 Urgent Courses	144	149	96.6%	9.7%	9.5%	9.0%
% of FP17s Relating to Free Repair or Replacements	0	149	0.0%	0.7%	0.7%	0.8%
% of FP17s Relating to Continuations	0	149	0.0%	0.6%	0.8%	0.9%
% of Patients satisfied with the dentistry they have received	0	0	N/A	94.1%	93.1%	93.2%
% of Patients satisfied with the time they had to wait for an appointment	0	0	N/A	87.3%	87.8%	88.3%

* This is based on patients treated on this contract for their most recent course of treatment. Figures in italics indicate the base number of FP17s or Patient Questionnaire responses are less than 100. N/A is shown where the base number of responses is less than 10 during the period. % is calculated as Quantity/Base number*100

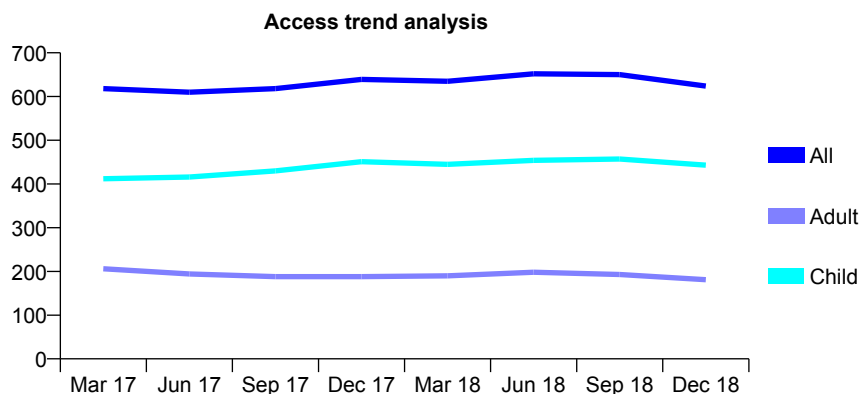
Q69 - Vital Signs At a Glance Contract Report for 566039/0005 - December 2018

Name or company name	Woodstock Dental Practice Partnership
Contract type name	GDS Contract
Purpose of contract	General
Contract start date	01/04/2006
Contract end date	

18/19 Contracted general activity (UDA)	1,050
Carry forward general activity (UDA)	9
18/19 Contracted orthodontic activity (UOA)	0
Carry forward orthodontic activity (UOA)	0
Baseline contract value	£28,517.30

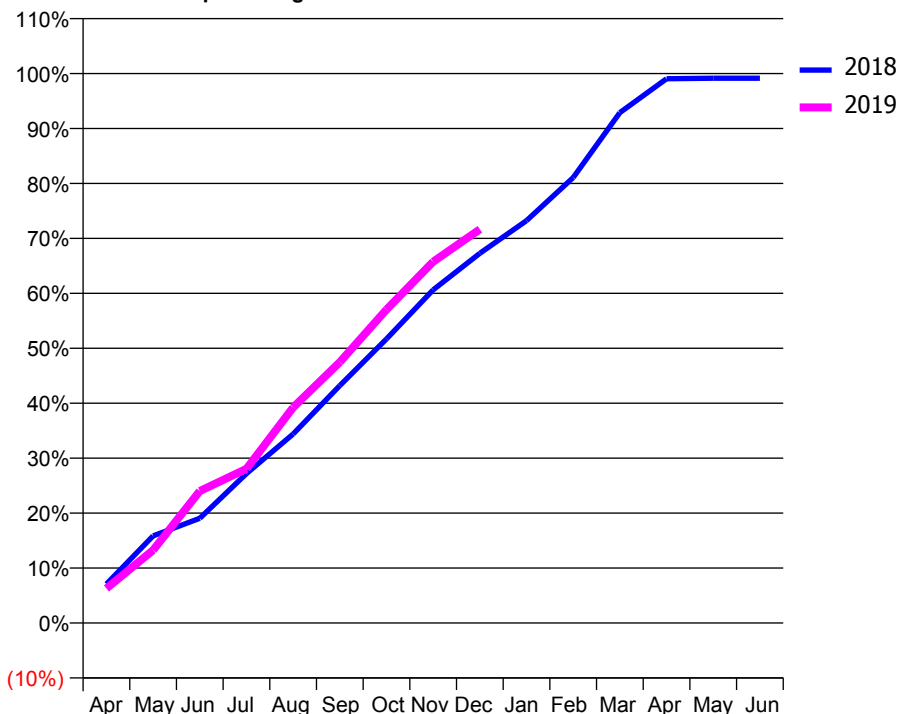
ACCESS*

Patients seen in 24 months	Total	Change since previous quarter
Quarter ending December 2017	639	
Quarter ending March 2018	635	→
Quarter ending June 2018	652	↑
Quarter ending September 2018	650	→
Quarter ending December 2018	624	↓
Variance since December 2017	(2.3%)	↓



ACTIVITY

Cumulative percentage of contracted UDA delivered 2018 & 2019



Adjusted Scheduled Activity (UDA)		
Month	2018	2019
April	78	66
May	174	139
June	210	252
July	299	295
August	378	412
September	475	498
October	569	599
November	667	690
December	740	752
January	805	
February	892	
March	1,022	
April	1,090	
May	1,091	
June	1,091	

QUALITY

	Quantity	Base Number	Contract	AT	Region	England
% of FP17s for the same patient ID Re-attending within 3 months - Children	25	451	5.5%	11.5%	11.3%	11.8%
% of FP17s for the same patient ID Re-attending within 3 months - Adults	15	115	13.0%	14.8%	15.3%	15.6%
% of FP17s for the same patient ID Re-attending between 3 & 9 months - Children	243	451	53.9%	58.3%	61.1%	58.8%
% of FP17s for the same patient ID Re-attending between 3 & 9 months - Adults	37	115	32.2%	49.3%	52.4%	51.0%
% of FP17s for Band 1 Urgent Courses	12	528	2.3%	9.7%	9.5%	9.0%
% of FP17s Relating to Free Repair or Replacements	0	528	0.0%	0.7%	0.7%	0.8%
% of FP17s Relating to Continuations	0	528	0.0%	0.6%	0.8%	0.9%
% of Patients satisfied with the dentistry they have received	0	0	N/A	94.1%	93.1%	93.2%
% of Patients satisfied with the time they had to wait for an appointment	0	0	N/A	87.3%	87.8%	88.3%

* This is based on patients treated on this contract for their most recent course of treatment. Figures in italics indicate the base number of FP17s or Patient Questionnaire responses are less than 100. N/A is shown where the base number of responses is less than 10 during the period. % is calculated as Quantity/Base number*100

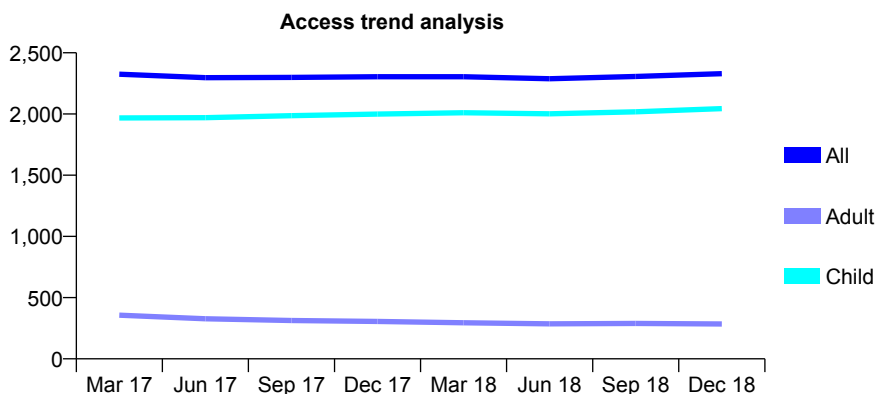
Q69 - Vital Signs At a Glance Contract Report for 566551/0001 - December 2018

Name or company name	MR GB DERRY
Contract type name	GDS Contract
Purpose of contract	General
Contract start date	01/04/2006
Contract end date	

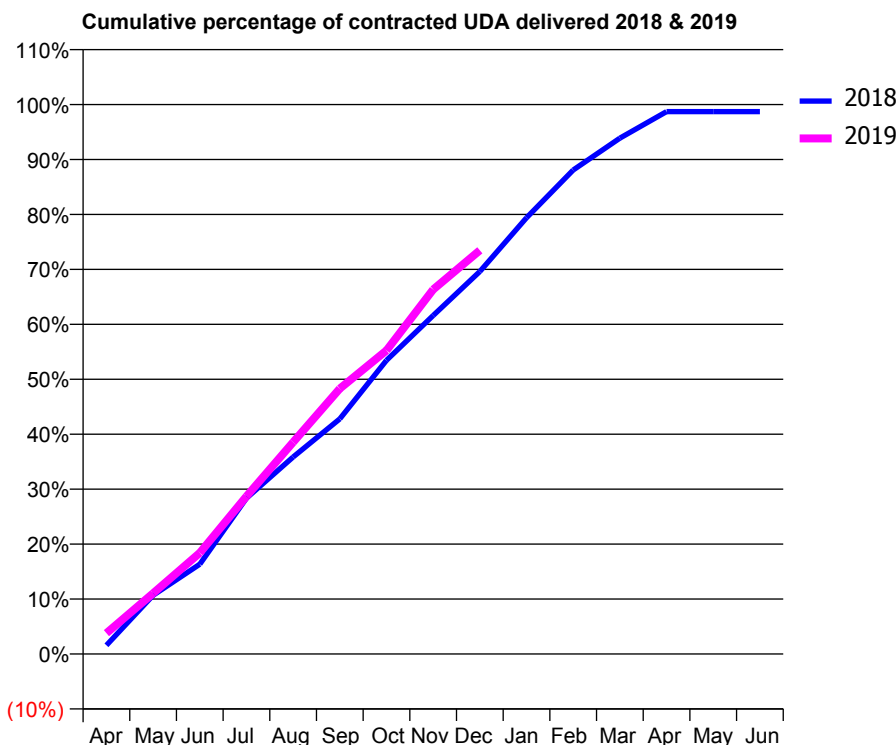
18/19 Contracted general activity (UDA)	5,000
Carry forward general activity (UDA)	64
18/19 Contracted orthodontic activity (UOA)	0
Carry forward orthodontic activity (UOA)	0
Baseline contract value	£139,195.97

ACCESS*

Patients seen in 24 months	Total	Change since previous quarter
Quarter ending December 2017	2,305	
Quarter ending March 2018	2,305	→
Quarter ending June 2018	2,288	→
Quarter ending September 2018	2,307	→
Quarter ending December 2018	2,329	→
Variance since December 2017	1.0%	→



ACTIVITY



Month	Adjusted Scheduled Activity (UDA)	
	2018	2019
April	80	190
May	534	553
June	817	920
July	1,418	1,435
August	1,793	1,928
September	2,139	2,415
October	2,672	2,763
November	3,081	3,317
December	3,480	3,673
January	3,969	
February	4,404	
March	4,694	
April	4,936	
May	4,936	
June	4,936	

QUALITY

	Quantity	Base Number	Contract	AT	Region	England
% of FP17s for the same patient ID Re-attending within 3 months - Children	266	2,936	9.1%	11.5%	11.3%	11.8%
% of FP17s for the same patient ID Re-attending within 3 months - Adults	5	133	3.8%	14.8%	15.3%	15.6%
% of FP17s for the same patient ID Re-attending between 3 & 9 months - Children	2,131	2,936	72.6%	58.3%	61.1%	58.8%
% of FP17s for the same patient ID Re-attending between 3 & 9 months - Adults	104	133	78.2%	49.3%	52.4%	51.0%
% of FP17s for Band 1 Urgent Courses	123	2,849	4.3%	9.7%	9.5%	9.0%
% of FP17s Relating to Free Repair or Replacements	0	2,849	0.0%	0.7%	0.7%	0.8%
% of FP17s Relating to Continuations	0	2,849	0.0%	0.6%	0.8%	0.9%
% of Patients satisfied with the dentistry they have received	0	0	N/A	94.1%	93.1%	93.2%
% of Patients satisfied with the time they had to wait for an appointment	0	0	N/A	87.3%	87.8%	88.3%

* This is based on patients treated on this contract for their most recent course of treatment. Figures in italics indicate the base number of FP17s or Patient Questionnaire responses are less than 100. N/A is shown where the base number of responses is less than 10 during the period. % is calculated as Quantity/Base number*100

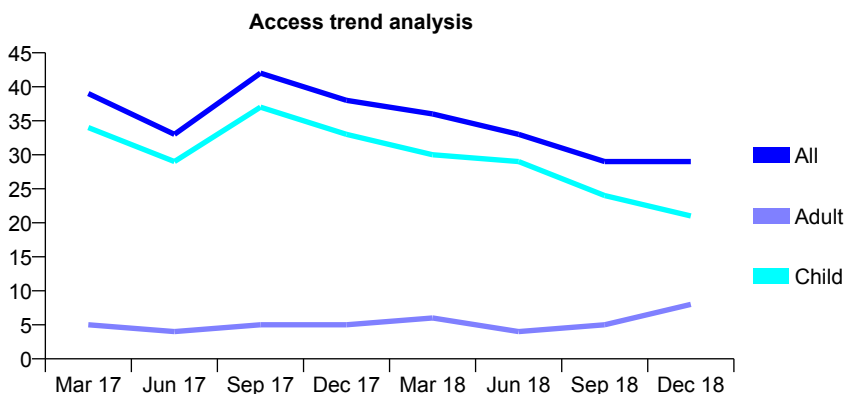
Q69 - Vital Signs At a Glance Contract Report for 568430/0001 - December 2018

Name or company name	MR PG CRUCI
Contract type name	GDS Contract
Purpose of contract	General
Contract start date	01/04/2006
Contract end date	04/07/2018

18/19 Contracted general activity (UDA)	10
Carry forward general activity (UDA)	0
18/19 Contracted orthodontic activity (UOA)	0
Carry forward orthodontic activity (UOA)	0
Baseline contract value	£243.44

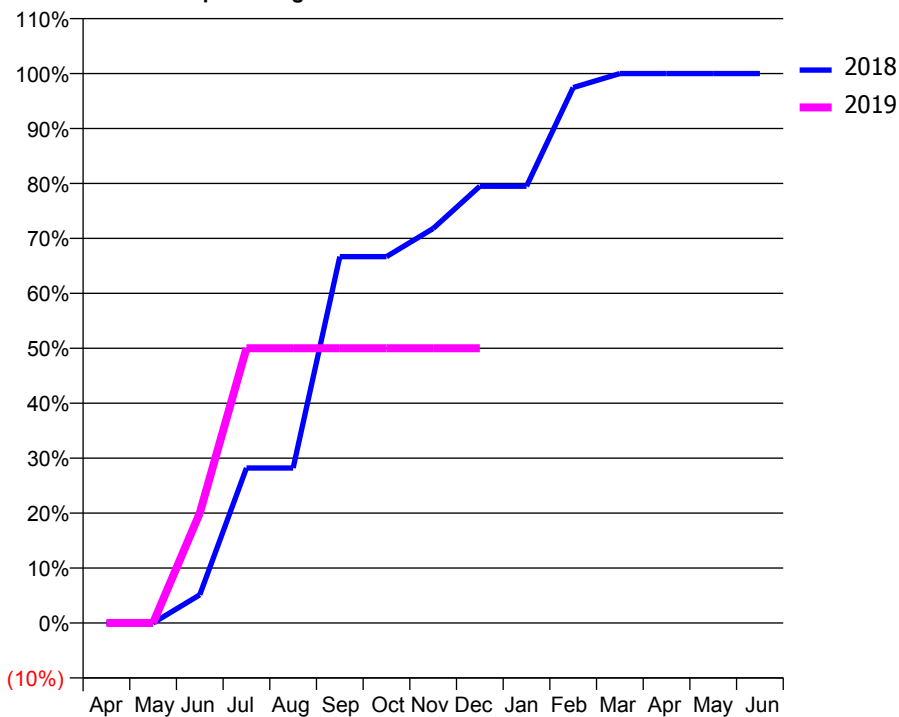
ACCESS*

Patients seen in 24 months	Total	Change since previous quarter
Quarter ending December 2017	38	
Quarter ending March 2018	36	↓
Quarter ending June 2018	33	↓
Quarter ending September 2018	29	↓
Quarter ending December 2018	29	→
Variance since December 2017	(23.7%)	↓



ACTIVITY

Cumulative percentage of contracted UDA delivered 2018 & 2019



Month	Adjusted Scheduled Activity (UDA)	
	2018	2019
April	0	0
May	0	0
June	2	2
July	11	5
August	11	5
September	26	5
October	26	5
November	28	5
December	31	5
January	31	
February	38	
March	39	
April	39	
May	39	
June	39	

QUALITY

	Quantity	Base Number	Contract	AT	Region	England
% of FP17s for the same patient ID Re-attending within 3 months - Children	0	6	0.0%	11.5%	11.3%	11.8%
% of FP17s for the same patient ID Re-attending within 3 months - Adults	0	0	N/A	14.8%	15.3%	15.6%
% of FP17s for the same patient ID Re-attending between 3 & 9 months - Children	1	6	16.7%	58.3%	61.1%	58.8%
% of FP17s for the same patient ID Re-attending between 3 & 9 months - Adults	0	0	N/A	49.3%	52.4%	51.0%
% of FP17s for Band 1 Urgent Courses	0	5	0.0%	9.7%	9.5%	9.0%
% of FP17s Relating to Free Repair or Replacements	0	5	0.0%	0.7%	0.7%	0.8%
% of FP17s Relating to Continuations	0	5	0.0%	0.6%	0.8%	0.9%
% of Patients satisfied with the dentistry they have received	0	0	N/A	94.1%	93.1%	93.2%
% of Patients satisfied with the time they had to wait for an appointment	0	0	N/A	87.3%	87.8%	88.3%

* This is based on patients treated on this contract for their most recent course of treatment. Figures in italics indicate the base number of FP17s or Patient Questionnaire responses are less than 100. N/A is shown where the base number of responses is less than 10 during the period. % is calculated as Quantity/Base number*100

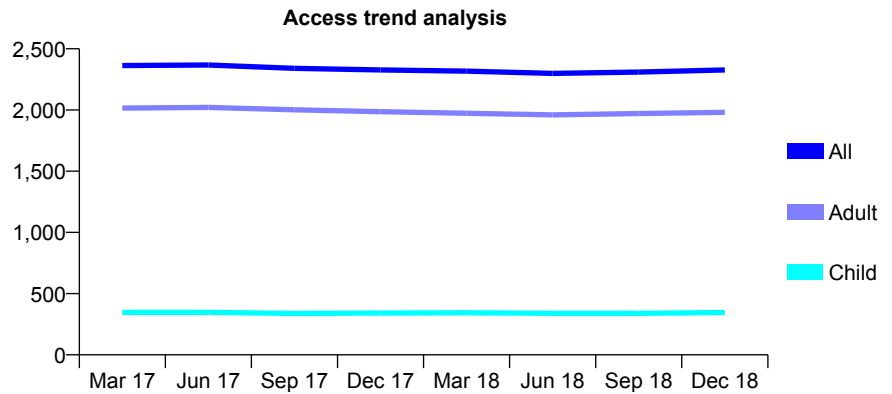
Q69 - Vital Signs At a Glance Contract Report for 575682/0001 - December 2018

Name or company name	MR HJ COULL
Contract type name	GDS Contract
Purpose of contract	General
Contract start date	01/04/2006
Contract end date	

18/19 Contracted general activity (UDA)	6,812
Carry forward general activity (UDA)	44
18/19 Contracted orthodontic activity (UOA)	0
Carry forward orthodontic activity (UOA)	0
Baseline contract value	£165,638.10

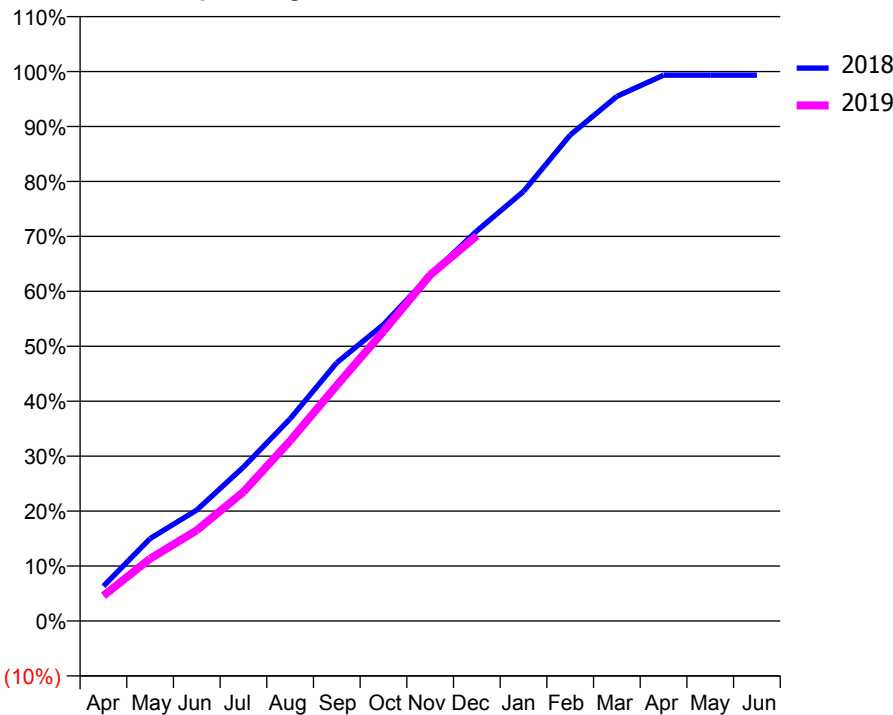
ACCESS*

Patients seen in 24 months	Total	Change since previous quarter
Quarter ending December 2017	2,327	
Quarter ending March 2018	2,317	→
Quarter ending June 2018	2,299	→
Quarter ending September 2018	2,310	→
Quarter ending December 2018	2,327	→
Variance since December 2017	0.0%	→



ACTIVITY

Cumulative percentage of contracted UDA delivered 2018 & 2019



Month	Adjusted Scheduled Activity (UDA)	
	2018	2019
April	432	313
May	1,023	772
June	1,377	1,125
July	1,909	1,602
August	2,507	2,235
September	3,203	2,921
October	3,676	3,592
November	4,287	4,291
December	4,836	4,777
January	5,325	
February	6,025	
March	6,503	
April	6,766	
May	6,766	
June	6,767	

QUALITY

	Quantity	Base Number	Contract	AT	Region	England
% of FP17s for the same patient ID Re-attending within 3 months - Children	13	386	3.4%	11.5%	11.3%	11.8%
% of FP17s for the same patient ID Re-attending within 3 months - Adults	178	2,206	8.1%	14.8%	15.3%	15.6%
% of FP17s for the same patient ID Re-attending between 3 & 9 months - Children	270	386	69.9%	58.3%	61.1%	58.8%
% of FP17s for the same patient ID Re-attending between 3 & 9 months - Adults	1,402	2,206	63.6%	49.3%	52.4%	51.0%
% of FP17s for Band 1 Urgent Courses	151	2,470	6.1%	9.7%	9.5%	9.0%
% of FP17s Relating to Free Repair or Replacements	7	2,470	0.3%	0.7%	0.7%	0.8%
% of FP17s Relating to Continuations	16	2,470	0.6%	0.6%	0.8%	0.9%
% of Patients satisfied with the dentistry they have received	1	1	N/A	94.1%	93.1%	93.2%
% of Patients satisfied with the time they had to wait for an appointment	1	1	N/A	87.3%	87.8%	88.3%

* This is based on patients treated on this contract for their most recent course of treatment. Figures in italics indicate the base number of FP17s or Patient Questionnaire responses are less than 100. N/A is shown where the base number of responses is less than 10 during the period. % is calculated as Quantity/Base number*100

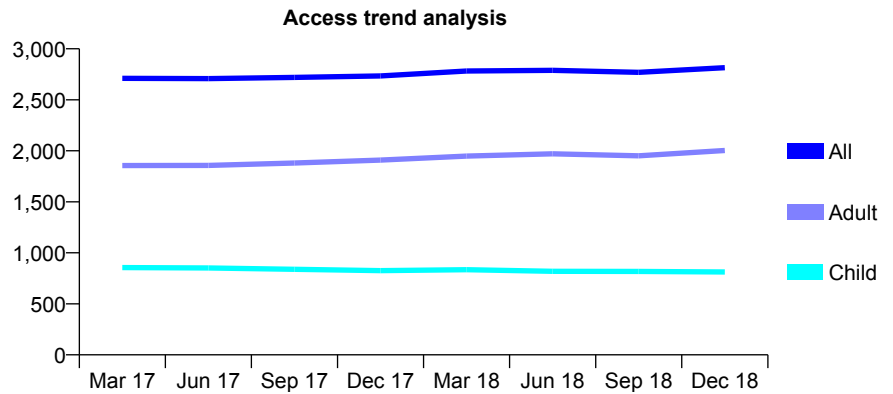
Q69 - Vital Signs At a Glance Contract Report for 578967/0001 - December 2018

Name or company name	Lion House Dental Practice
Contract type name	GDS Contract
Purpose of contract	General
Contract start date	01/04/2006
Contract end date	

18/19 Contracted general activity (UDA)	7,646
Carry forward general activity (UDA)	0
18/19 Contracted orthodontic activity (UOA)	0
Carry forward orthodontic activity (UOA)	0
Baseline contract value	£185,917.36

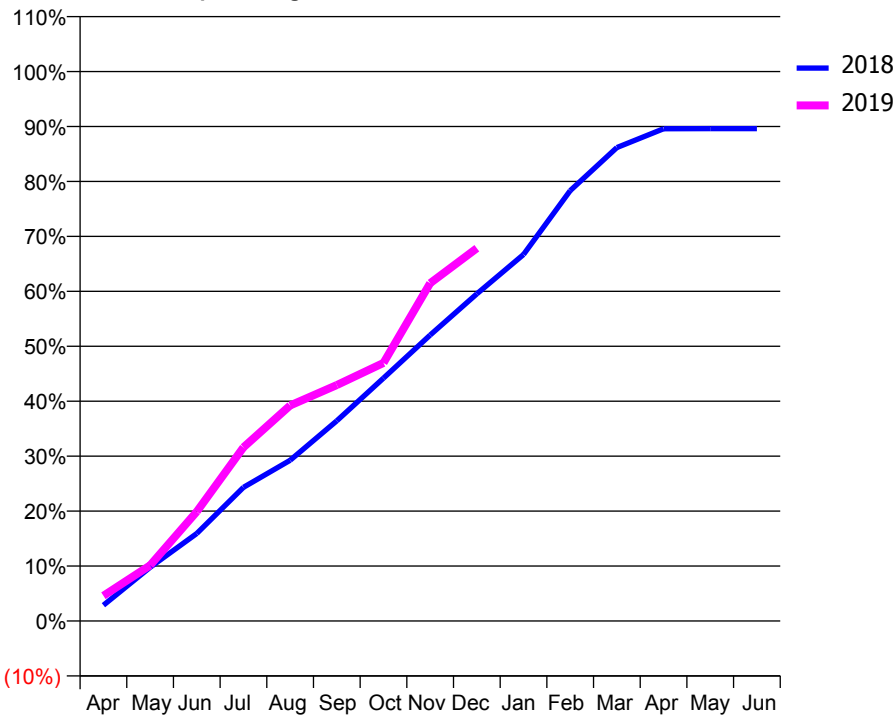
ACCESS*

Patients seen in 24 months	Total	Change since previous quarter
Quarter ending December 2017	2,734	
Quarter ending March 2018	2,783	→
Quarter ending June 2018	2,789	→
Quarter ending September 2018	2,769	→
Quarter ending December 2018	2,815	→
Variance since December 2017	3.0%	↑



ACTIVITY

Cumulative percentage of contracted UDA delivered 2018 & 2019



Month	Adjusted Scheduled Activity (UDA)	
	2018	2019
April	219	351
May	746	774
June	1,218	1,523
July	1,859	2,416
August	2,237	2,999
September	2,785	3,283
October	3,380	3,591
November	3,979	4,700
December	4,553	5,188
January	5,100	
February	5,989	
March	6,589	
April	6,850	
May	6,851	
June	6,851	

QUALITY

	Quantity	Base Number	Contract	AT	Region	England
% of FP17s for the same patient ID Re-attending within 3 months - Children	75	988	7.6%	11.5%	11.3%	11.8%
% of FP17s for the same patient ID Re-attending within 3 months - Adults	257	1,973	13.0%	14.8%	15.3%	15.6%
% of FP17s for the same patient ID Re-attending between 3 & 9 months - Children	640	988	64.8%	58.3%	61.1%	58.8%
% of FP17s for the same patient ID Re-attending between 3 & 9 months - Adults	1,039	1,973	52.7%	49.3%	52.4%	51.0%
% of FP17s for Band 1 Urgent Courses	239	2,823	8.5%	9.7%	9.5%	9.0%
% of FP17s Relating to Free Repair or Replacements	19	2,823	0.7%	0.7%	0.7%	0.8%
% of FP17s Relating to Continuations	16	2,823	0.6%	0.6%	0.8%	0.9%
% of Patients satisfied with the dentistry they have received	3	3	N/A	94.1%	93.1%	93.2%
% of Patients satisfied with the time they had to wait for an appointment	3	3	N/A	87.3%	87.8%	88.3%

* This is based on patients treated on this contract for their most recent course of treatment. Figures in italics indicate the base number of FP17s or Patient Questionnaire responses are less than 100. N/A is shown where the base number of responses is less than 10 during the period. % is calculated as Quantity/Base number*100

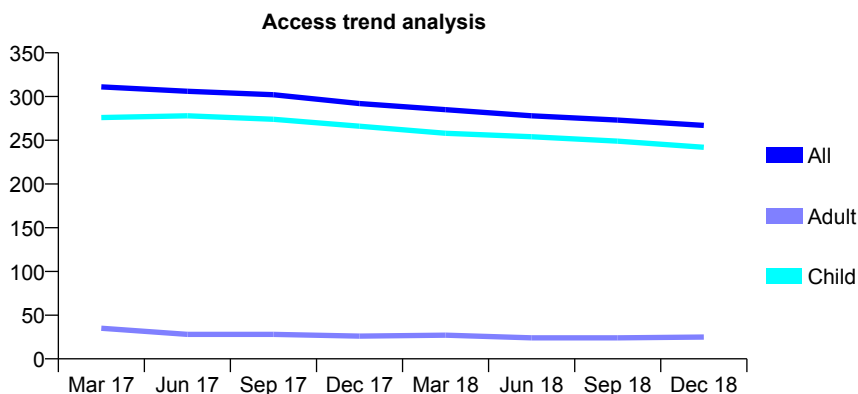
Q69 - Vital Signs At a Glance Contract Report for 630209/0001 - December 2018

Name or company name	MR CR NIXON
Contract type name	GDS Contract
Purpose of contract	General
Contract start date	01/04/2006
Contract end date	

18/19 Contracted general activity (UDA)	441
Carry forward general activity (UDA)	0
18/19 Contracted orthodontic activity (UOA)	0
Carry forward orthodontic activity (UOA)	0
Baseline contract value	£10,439.62

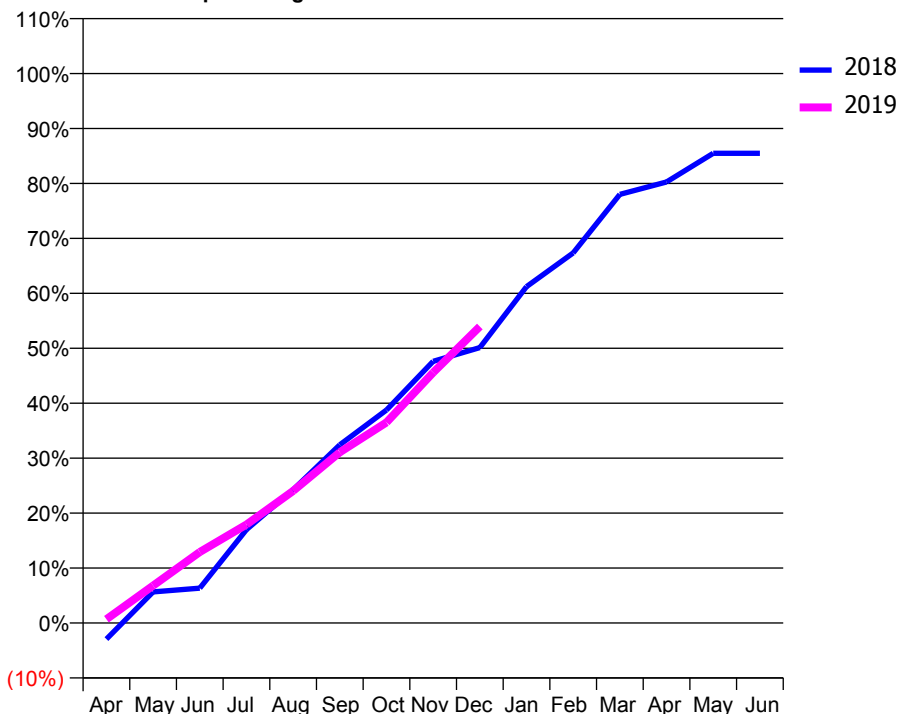
ACCESS*

Patients seen in 24 months	Total	Change since previous quarter
Quarter ending December 2017	292	
Quarter ending March 2018	285	↓
Quarter ending June 2018	278	↓
Quarter ending September 2018	273	↓
Quarter ending December 2018	267	↓
Variance since December 2017	(8.6%)	↓



ACTIVITY

Cumulative percentage of contracted UDA delivered 2018 & 2019



Month	Adjusted Scheduled Activity (UDA)	
	2018	2019
April	-13	3
May	25	30
June	28	57
July	75	79
August	107	106
September	143	137
October	171	161
November	210	201
December	221	238
January	270	
February	297	
March	344	
April	354	
May	377	
June	377	

QUALITY

	Quantity	Base Number	Contract	AT	Region	England
% of FP17s for the same patient ID Re-attending within 3 months - Children	16	242	6.6%	11.5%	11.3%	11.8%
% of FP17s for the same patient ID Re-attending within 3 months - Adults	0	4	0.0%	14.8%	15.3%	15.6%
% of FP17s for the same patient ID Re-attending between 3 & 9 months - Children	170	242	70.2%	58.3%	61.1%	58.8%
% of FP17s for the same patient ID Re-attending between 3 & 9 months - Adults	3	4	75.0%	49.3%	52.4%	51.0%
% of FP17s for Band 1 Urgent Courses	0	215	0.0%	9.7%	9.5%	9.0%
% of FP17s Relating to Free Repair or Replacements	0	215	0.0%	0.7%	0.7%	0.8%
% of FP17s Relating to Continuations	0	215	0.0%	0.6%	0.8%	0.9%
% of Patients satisfied with the dentistry they have received	0	0	N/A	94.1%	93.1%	93.2%
% of Patients satisfied with the time they had to wait for an appointment	0	0	N/A	87.3%	87.8%	88.3%

* This is based on patients treated on this contract for their most recent course of treatment. Figures in italics indicate the base number of FP17s or Patient Questionnaire responses are less than 100. N/A is shown where the base number of responses is less than 10 during the period. % is calculated as Quantity/Base number*100

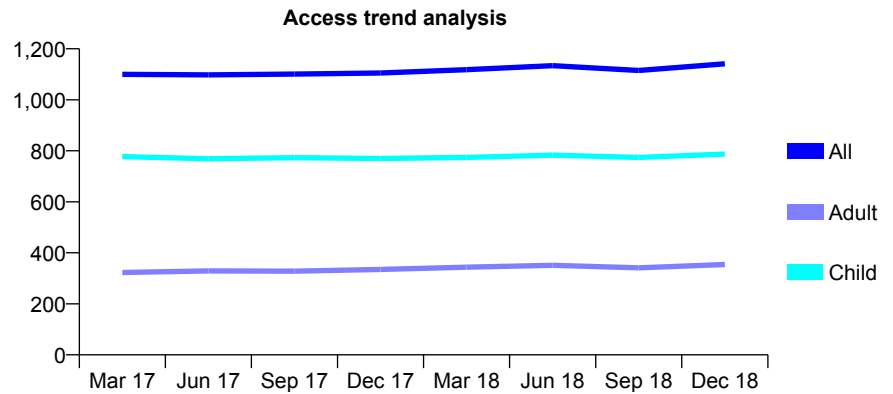
Q69 - Vital Signs At a Glance Contract Report for 630640/0001 - December 2018

Name or company name	MRS ME SHAW
Contract type name	GDS Contract
Purpose of contract	General
Contract start date	01/04/2006
Contract end date	

18/19 Contracted general activity (UDA)	2,164
Carry forward general activity (UDA)	-15
18/19 Contracted orthodontic activity (UOA)	0
Carry forward orthodontic activity (UOA)	0
Baseline contract value	£48,444.88

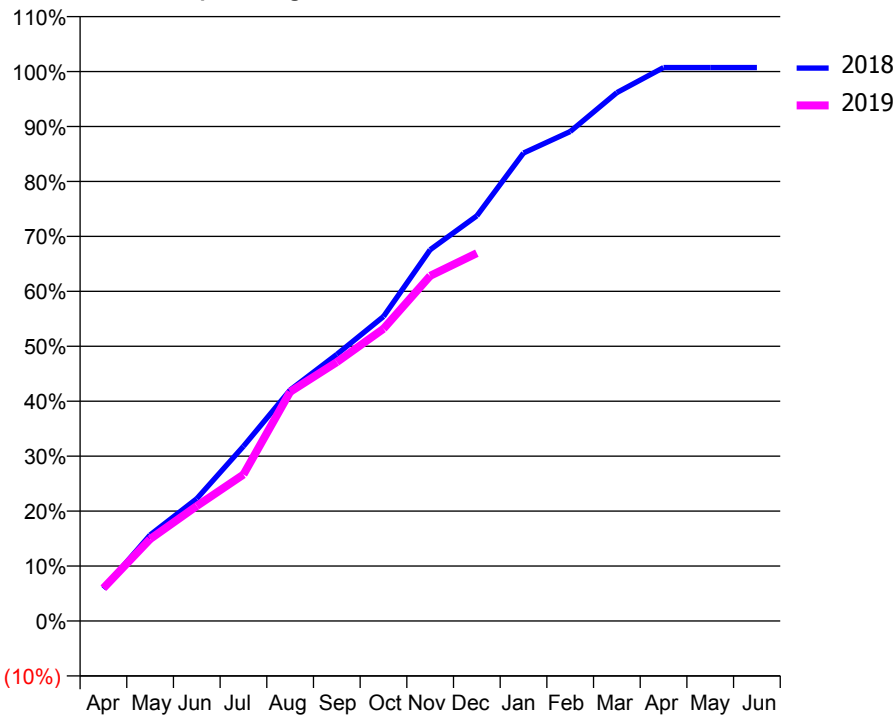
ACCESS*

Patients seen in 24 months	Total	Change since previous quarter
Quarter ending December 2017	1,105	
Quarter ending March 2018	1,118	→
Quarter ending June 2018	1,134	→
Quarter ending September 2018	1,115	↓
Quarter ending December 2018	1,141	↑
Variance since December 2017	3.3%	↑



ACTIVITY

Cumulative percentage of contracted UDA delivered 2018 & 2019



Adjusted Scheduled Activity (UDA)		
Month	2018	2019
April	128	129
May	339	323
June	482	453
July	688	577
August	910	903
September	1,050	1,020
October	1,199	1,151
November	1,462	1,359
December	1,596	1,448
January	1,843	
February	1,927	
March	2,081	
April	2,180	
May	2,180	
June	2,180	

QUALITY

	Quantity	Base Number	Contract	AT	Region	England
% of FP17s for the same patient ID Re-attending within 3 months - Children	54	975	5.5%	11.5%	11.3%	11.8%
% of FP17s for the same patient ID Re-attending within 3 months - Adults	11	227	4.8%	14.8%	15.3%	15.6%
% of FP17s for the same patient ID Re-attending between 3 & 9 months - Children	707	975	72.5%	58.3%	61.1%	58.8%
% of FP17s for the same patient ID Re-attending between 3 & 9 months - Adults	145	227	63.9%	49.3%	52.4%	51.0%
% of FP17s for Band 1 Urgent Courses	12	1,130	1.1%	9.7%	9.5%	9.0%
% of FP17s Relating to Free Repair or Replacements	1	1,130	0.1%	0.7%	0.7%	0.8%
% of FP17s Relating to Continuations	0	1,130	0.0%	0.6%	0.8%	0.9%
% of Patients satisfied with the dentistry they have received	1	1	N/A	94.1%	93.1%	93.2%
% of Patients satisfied with the time they had to wait for an appointment	1	1	N/A	87.3%	87.8%	88.3%

* This is based on patients treated on this contract for their most recent course of treatment. Figures in italics indicate the base number of FP17s or Patient Questionnaire responses are less than 100. N/A is shown where the base number of responses is less than 10 during the period. % is calculated as Quantity/Base number*100

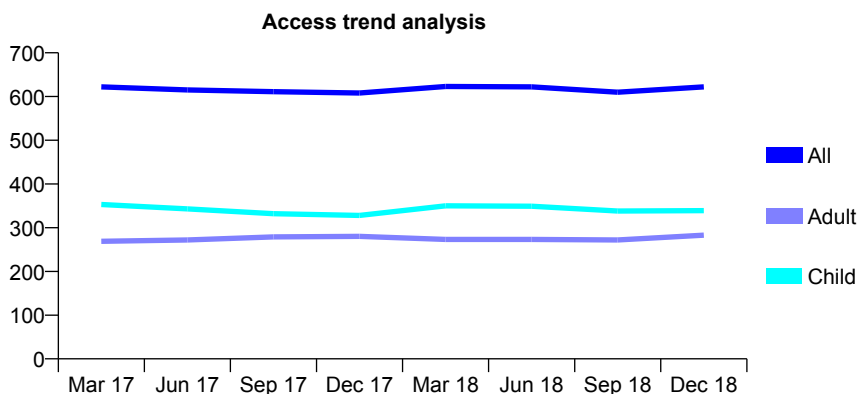
Q69 - Vital Signs At a Glance Contract Report for 631043/0001 - December 2018

Name or company name	MR PR COLLINS
Contract type name	GDS Contract
Purpose of contract	General
Contract start date	01/04/2006
Contract end date	

18/19 Contracted general activity (UDA)	1,226
Carry forward general activity (UDA)	-9
18/19 Contracted orthodontic activity (UOA)	0
Carry forward orthodontic activity (UOA)	0
Baseline contract value	£31,958.14

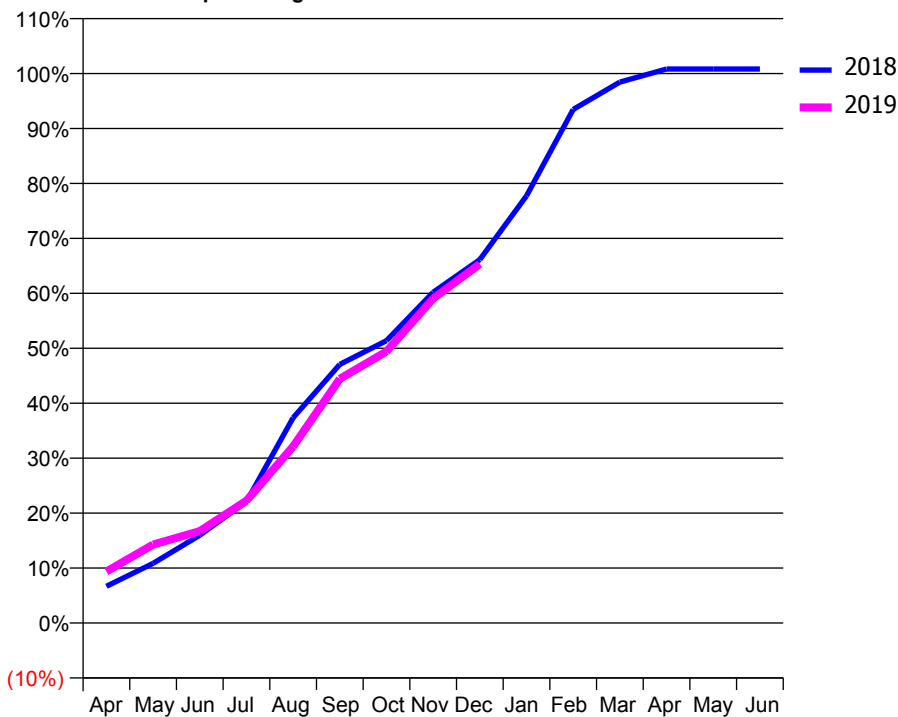
ACCESS*

Patients seen in 24 months	Total	Change since previous quarter
Quarter ending December 2017	608	
Quarter ending March 2018	623	↑
Quarter ending June 2018	622	→
Quarter ending September 2018	610	↓
Quarter ending December 2018	622	→
Variance since December 2017	2.3%	↑



ACTIVITY

Cumulative percentage of contracted UDA delivered 2018 & 2019



Month	Adjusted Scheduled Activity (UDA)	
	2018	2019
April	82	115
May	133	175
June	196	205
July	271	273
August	458	394
September	577	545
October	630	606
November	738	724
December	811	801
January	953	
February	1,146	
March	1,207	
April	1,236	
May	1,236	
June	1,236	

QUALITY

	Quantity	Base Number	Contract	AT	Region	England
% of FP17s for the same patient ID Re-attending within 3 months - Children	8	361	2.2%	11.5%	11.3%	11.8%
% of FP17s for the same patient ID Re-attending within 3 months - Adults	7	164	4.3%	14.8%	15.3%	15.6%
% of FP17s for the same patient ID Re-attending between 3 & 9 months - Children	215	361	59.6%	58.3%	61.1%	58.8%
% of FP17s for the same patient ID Re-attending between 3 & 9 months - Adults	73	164	44.5%	49.3%	52.4%	51.0%
% of FP17s for Band 1 Urgent Courses	0	504	0.0%	9.7%	9.5%	9.0%
% of FP17s Relating to Free Repair or Replacements	0	504	0.0%	0.7%	0.7%	0.8%
% of FP17s Relating to Continuations	7	504	1.4%	0.6%	0.8%	0.9%
% of Patients satisfied with the dentistry they have received	0	0	N/A	94.1%	93.1%	93.2%
% of Patients satisfied with the time they had to wait for an appointment	0	0	N/A	87.3%	87.8%	88.3%

* This is based on patients treated on this contract for their most recent course of treatment. Figures in italics indicate the base number of FP17s or Patient Questionnaire responses are less than 100. N/A is shown where the base number of responses is less than 10 during the period. % is calculated as Quantity/Base number*100

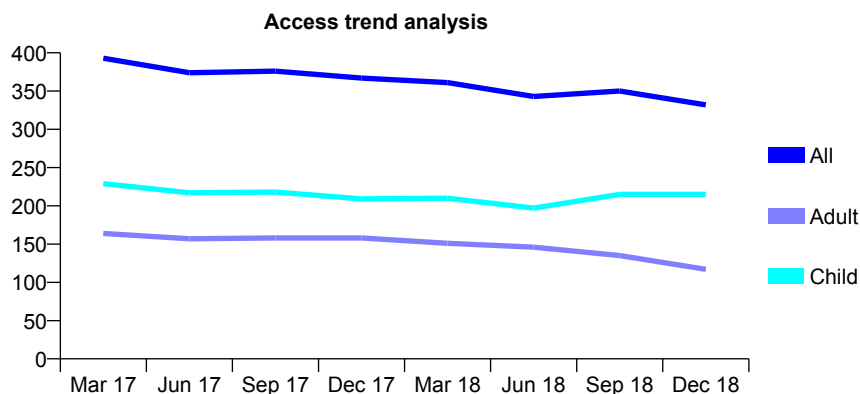
Q69 - Vital Signs At a Glance Contract Report for 631582/0001 - December 2018

Name or company name	MR NM GOLDSMITH
Contract type name	GDS Contract
Purpose of contract	General
Contract start date	01/04/2006
Contract end date	

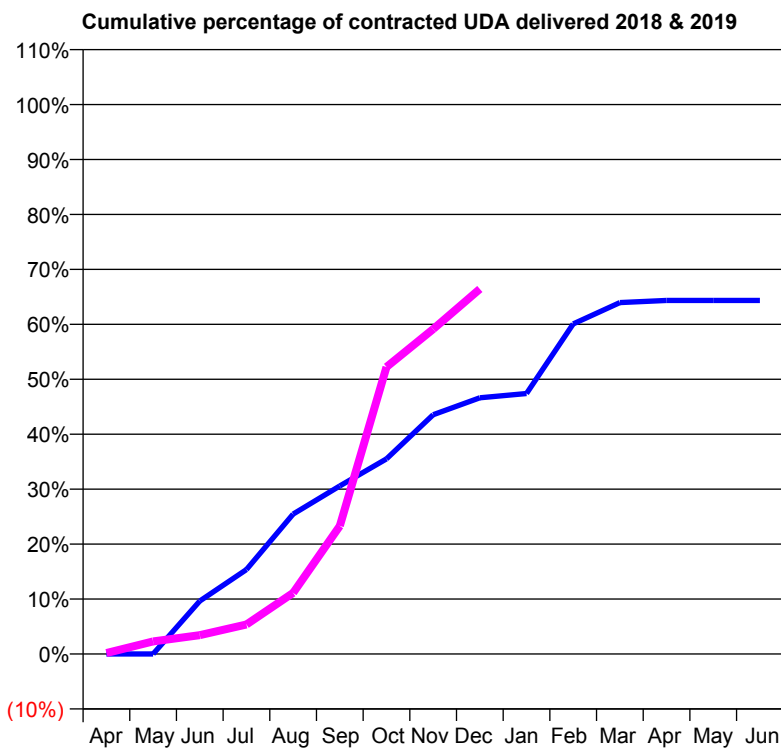
18/19 Contracted general activity (UDA)	525
Carry forward general activity (UDA)	0
18/19 Contracted orthodontic activity (UOA)	0
Carry forward orthodontic activity (UOA)	0
Baseline contract value	£14,703.04

ACCESS*

Patients seen in 24 months	Total	Change since previous quarter
Quarter ending December 2017	367	
Quarter ending March 2018	361	↓
Quarter ending June 2018	343	↓
Quarter ending September 2018	350	↑
Quarter ending December 2018	332	↓
Variance since December 2017	(9.5%)	↓



ACTIVITY



Month	Adjusted Scheduled Activity (UDA)	
	2018	2019
April	0	1
May	0	12
June	73	18
July	117	28
August	193	58
September	232	122
October	269	274
November	330	310
December	353	349
January	359	
February	455	
March	485	
April	488	
May	488	
June	488	

QUALITY

	Quantity	Base Number	Contract	AT	Region	England
% of FP17s for the same patient ID Re-attending within 3 months - Children	21	261	8.0%	11.5%	11.3%	11.8%
% of FP17s for the same patient ID Re-attending within 3 months - Adults	0	69	0.0%	14.8%	15.3%	15.6%
% of FP17s for the same patient ID Re-attending between 3 & 9 months - Children	182	261	69.7%	58.3%	61.1%	58.8%
% of FP17s for the same patient ID Re-attending between 3 & 9 months - Adults	48	69	69.6%	49.3%	52.4%	51.0%
% of FP17s for Band 1 Urgent Courses	19	316	6.0%	9.7%	9.5%	9.0%
% of FP17s Relating to Free Repair or Replacements	0	316	0.0%	0.7%	0.7%	0.8%
% of FP17s Relating to Continuations	0	316	0.0%	0.6%	0.8%	0.9%
% of Patients satisfied with the dentistry they have received	0	0	N/A	94.1%	93.1%	93.2%
% of Patients satisfied with the time they had to wait for an appointment	0	0	N/A	87.3%	87.8%	88.3%

* This is based on patients treated on this contract for their most recent course of treatment. Figures in italics indicate the base number of FP17s or Patient Questionnaire responses are less than 100. N/A is shown where the base number of responses is less than 10 during the period. % is calculated as Quantity/Base number*100

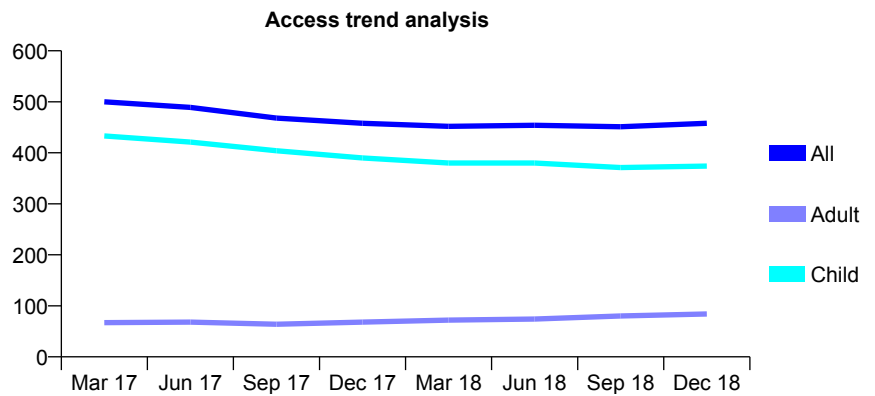
Q69 - Vital Signs At a Glance Contract Report for 632635/0001 - December 2018

Name or company name	Blanchard and Castle
Contract type name	GDS Contract
Purpose of contract	General
Contract start date	04/11/2006
Contract end date	

18/19 Contracted general activity (UDA)	846
Carry forward general activity (UDA)	0
18/19 Contracted orthodontic activity (UOA)	0
Carry forward orthodontic activity (UOA)	0
Baseline contract value	£15,690.17

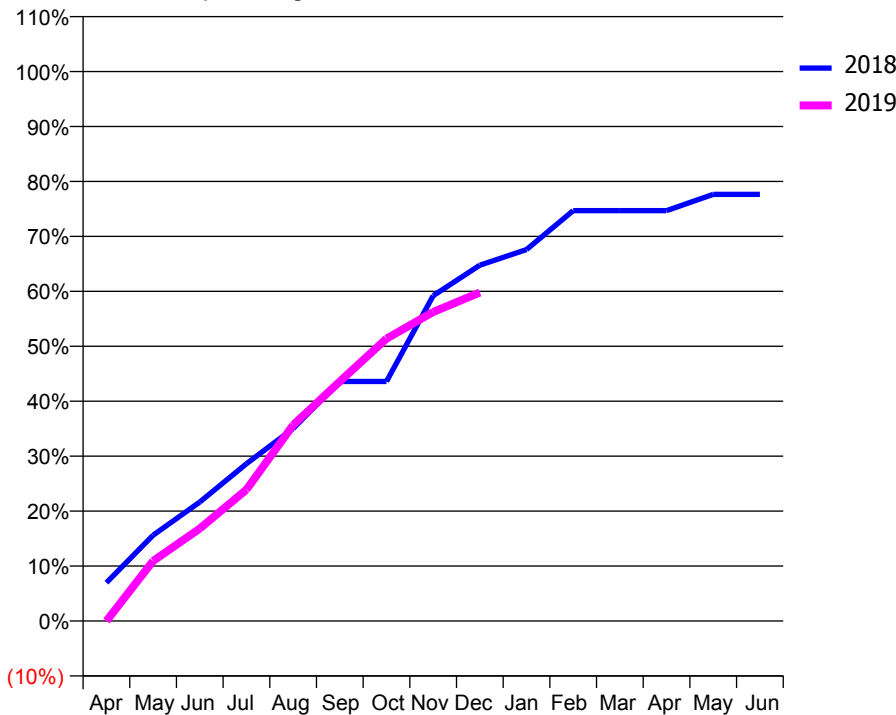
ACCESS*

Patients seen in 24 months	Total	Change since previous quarter
Quarter ending December 2017	458	
Quarter ending March 2018	452	↓
Quarter ending June 2018	454	→
Quarter ending September 2018	451	→
Quarter ending December 2018	458	→
Variance since December 2017	0.0%	→



ACTIVITY

Cumulative percentage of contracted UDA delivered 2018 & 2019



Month	Adjusted Scheduled Activity (UDA)	
	2018	2019
April	59	0
May	132	92
June	183	142
July	242	202
August	296	302
September	369	369
October	369	435
November	501	476
December	548	506
January	572	
February	632	
March	632	
April	632	
May	657	
June	657	

QUALITY

	Quantity	Base Number	Contract	AT	Region	England
% of FP17s for the same patient ID Re-attending within 3 months - Children	16	443	3.6%	11.5%	11.3%	11.8%
% of FP17s for the same patient ID Re-attending within 3 months - Adults	0	26	0.0%	14.8%	15.3%	15.6%
% of FP17s for the same patient ID Re-attending between 3 & 9 months - Children	277	443	62.5%	58.3%	61.1%	58.8%
% of FP17s for the same patient ID Re-attending between 3 & 9 months - Adults	18	26	69.2%	49.3%	52.4%	51.0%
% of FP17s for Band 1 Urgent Courses	4	385	1.0%	9.7%	9.5%	9.0%
% of FP17s Relating to Free Repair or Replacements	0	385	0.0%	0.7%	0.7%	0.8%
% of FP17s Relating to Continuations	0	385	0.0%	0.6%	0.8%	0.9%
% of Patients satisfied with the dentistry they have received	0	0	N/A	94.1%	93.1%	93.2%
% of Patients satisfied with the time they had to wait for an appointment	0	0	N/A	87.3%	87.8%	88.3%

* This is based on patients treated on this contract for their most recent course of treatment. Figures in italics indicate the base number of FP17s or Patient Questionnaire responses are less than 100. N/A is shown where the base number of responses is less than 10 during the period. % is calculated as Quantity/Base number*100

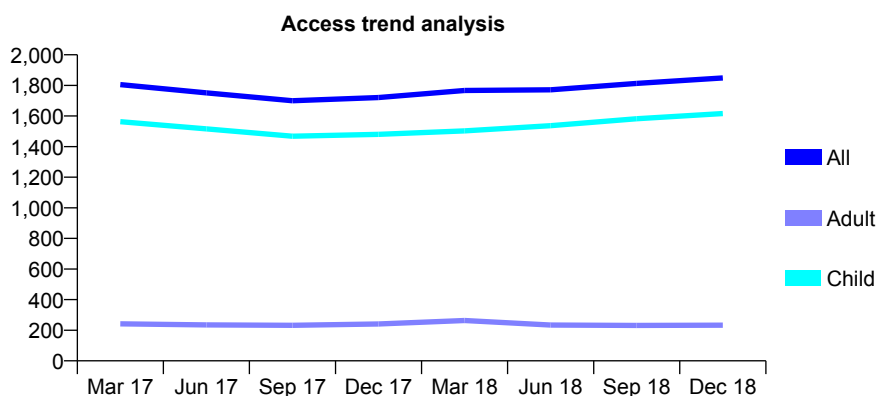
Q69 - Vital Signs At a Glance Contract Report for 641464/0004 - December 2018

Name or company name	Robin John Denville and Stanley David Dut
Contract type name	GDS Contract
Purpose of contract	General
Contract start date	02/06/2012
Contract end date	

18/19 Contracted general activity (UDA)	4,414
Carry forward general activity (UDA)	0
18/19 Contracted orthodontic activity (UOA)	0
Carry forward orthodontic activity (UOA)	0
Baseline contract value	£100,433.17

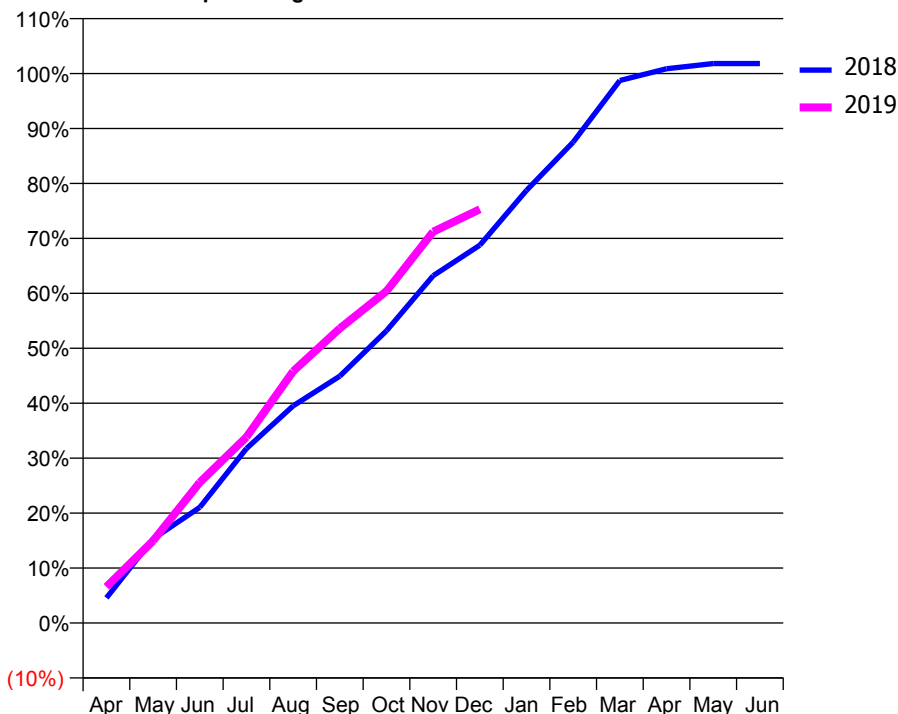
ACCESS*

Patients seen in 24 months	Total	Change since previous quarter
Quarter ending December 2017	1,721	
Quarter ending March 2018	1,767	↑
Quarter ending June 2018	1,771	→
Quarter ending September 2018	1,813	↑
Quarter ending December 2018	1,849	→
Variance since December 2017	7.4%	↑



ACTIVITY

Cumulative percentage of contracted UDA delivered 2018 & 2019



Month	Adjusted Scheduled Activity (UDA)	
	2018	2019
April	202	291
May	677	660
June	929	1,130
July	1,401	1,494
August	1,744	2,022
September	1,983	2,367
October	2,347	2,666
November	2,790	3,143
December	3,035	3,323
January	3,475	
February	3,863	
March	4,358	
April	4,452	
May	4,494	
June	4,494	

QUALITY

	Quantity	Base Number	Contract	AT	Region	England
% of FP17s for the same patient ID Re-attending within 3 months - Children	134	1,881	7.1%	11.5%	11.3%	11.8%
% of FP17s for the same patient ID Re-attending within 3 months - Adults	6	95	6.3%	14.8%	15.3%	15.6%
% of FP17s for the same patient ID Re-attending between 3 & 9 months - Children	1,146	1,881	60.9%	58.3%	61.1%	58.8%
% of FP17s for the same patient ID Re-attending between 3 & 9 months - Adults	71	95	74.7%	49.3%	52.4%	51.0%
% of FP17s for Band 1 Urgent Courses	47	1,914	2.5%	9.7%	9.5%	9.0%
% of FP17s Relating to Free Repair or Replacements	0	1,914	0.0%	0.7%	0.7%	0.8%
% of FP17s Relating to Continuations	0	1,914	0.0%	0.6%	0.8%	0.9%
% of Patients satisfied with the dentistry they have received	0	0	N/A	94.1%	93.1%	93.2%
% of Patients satisfied with the time they had to wait for an appointment	0	0	N/A	87.3%	87.8%	88.3%

* This is based on patients treated on this contract for their most recent course of treatment. Figures in italics indicate the base number of FP17s or Patient Questionnaire responses are less than 100. N/A is shown where the base number of responses is less than 10 during the period. % is calculated as Quantity/Base number*100

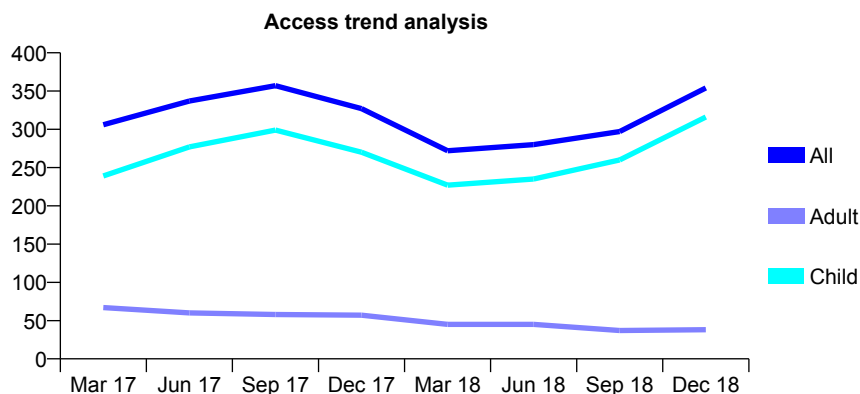
Q69 - Vital Signs At a Glance Contract Report for 642215/0001 - December 2018

Name or company name	MISS EH NICHOLS
Contract type name	GDS Contract
Purpose of contract	General
Contract start date	01/04/2006
Contract end date	

18/19 Contracted general activity (UDA)	500
Carry forward general activity (UDA)	-6
18/19 Contracted orthodontic activity (UOA)	0
Carry forward orthodontic activity (UOA)	0
Baseline contract value	£11,887.49

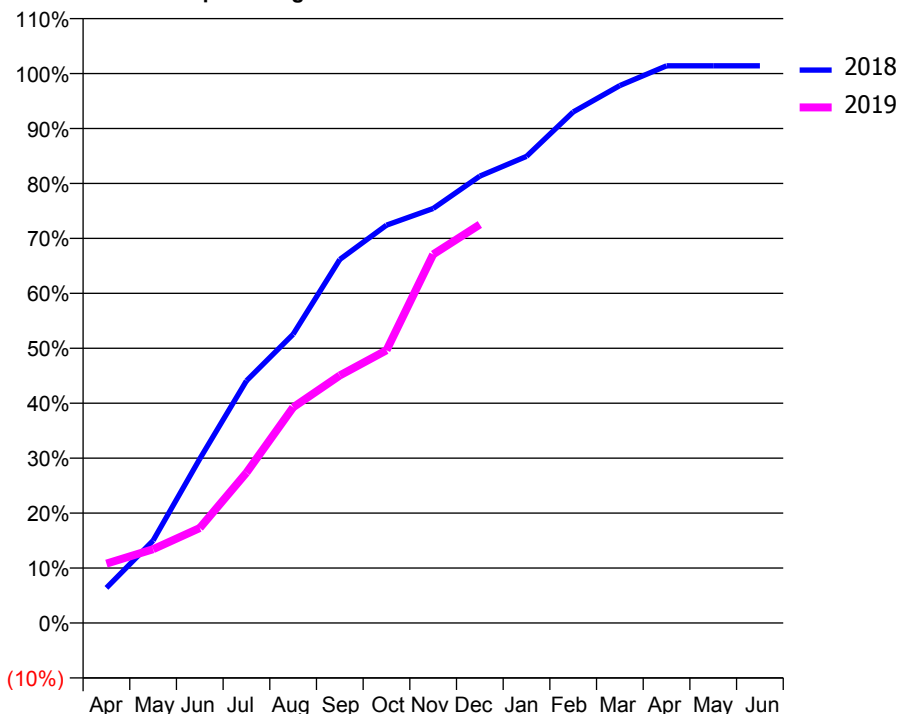
ACCESS*

Patients seen in 24 months	Total	Change since previous quarter
Quarter ending December 2017	327	
Quarter ending March 2018	272	↓
Quarter ending June 2018	280	↑
Quarter ending September 2018	297	↑
Quarter ending December 2018	354	↑
Variance since December 2017	8.3%	↑



ACTIVITY

Cumulative percentage of contracted UDA delivered 2018 & 2019



Month	Adjusted Scheduled Activity (UDA)	
	2018	2019
April	32	54
May	75	67
June	149	86
July	220	137
August	263	196
September	331	225
October	362	248
November	377	335
December	407	363
January	425	
February	465	
March	489	
April	507	
May	507	
June	507	

QUALITY

	Quantity	Base Number	Contract	AT	Region	England
% of FP17s for the same patient ID Re-attending within 3 months - Children	11	295	3.7%	11.5%	11.3%	11.8%
% of FP17s for the same patient ID Re-attending within 3 months - Adults	0	16	0.0%	14.8%	15.3%	15.6%
% of FP17s for the same patient ID Re-attending between 3 & 9 months - Children	111	295	37.6%	58.3%	61.1%	58.8%
% of FP17s for the same patient ID Re-attending between 3 & 9 months - Adults	6	16	37.5%	49.3%	52.4%	51.0%
% of FP17s for Band 1 Urgent Courses	8	301	2.7%	9.7%	9.5%	9.0%
% of FP17s Relating to Free Repair or Replacements	0	301	0.0%	0.7%	0.7%	0.8%
% of FP17s Relating to Continuations	0	301	0.0%	0.6%	0.8%	0.9%
% of Patients satisfied with the dentistry they have received	0	0	N/A	94.1%	93.1%	93.2%
% of Patients satisfied with the time they had to wait for an appointment	0	0	N/A	87.3%	87.8%	88.3%

* This is based on patients treated on this contract for their most recent course of treatment. Figures in italics indicate the base number of FP17s or Patient Questionnaire responses are less than 100. N/A is shown where the base number of responses is less than 10 during the period. % is calculated as Quantity/Base number*100

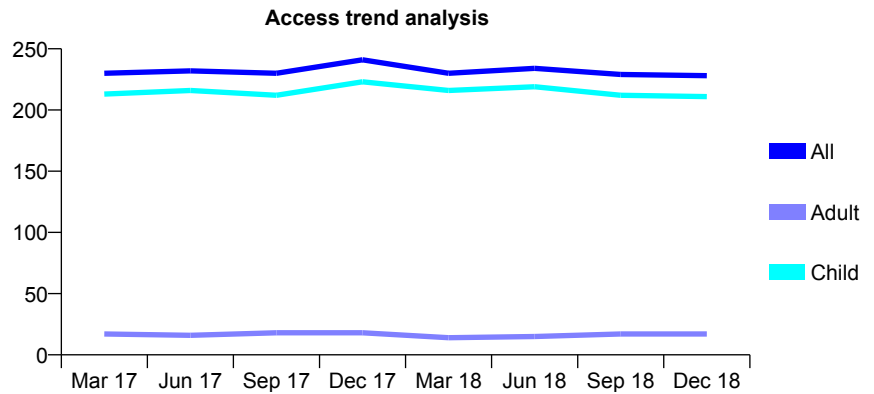
Q69 - Vital Signs At a Glance Contract Report for 644188/0001 - December 2018

Name or company name	MR PC CHEN
Contract type name	GDS Contract
Purpose of contract	General
Contract start date	01/04/2006
Contract end date	

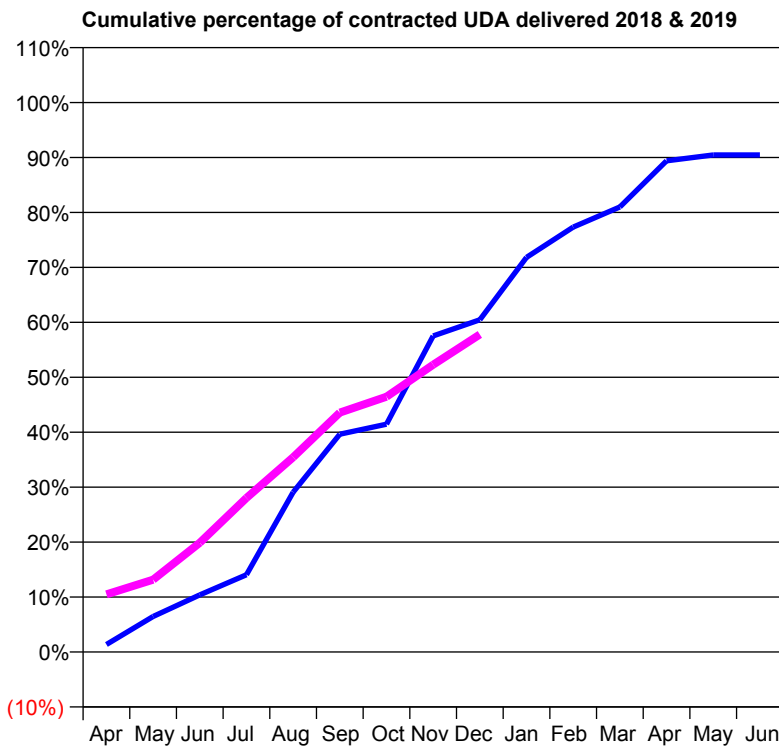
18/19 Contracted general activity (UDA)	381
Carry forward general activity (UDA)	0
18/19 Contracted orthodontic activity (UOA)	0
Carry forward orthodontic activity (UOA)	0
Baseline contract value	£9,264.27

ACCESS*

Patients seen in 24 months	Total	Change since previous quarter
Quarter ending December 2017	241	
Quarter ending March 2018	230	↓
Quarter ending June 2018	234	→
Quarter ending September 2018	229	↓
Quarter ending December 2018	228	→
Variance since December 2017	(5.4%)	↓



ACTIVITY



Month	Adjusted Scheduled Activity (UDA)	
	2018	2019
April	5	40
May	25	50
June	40	76
July	54	107
August	111	135
September	151	166
October	158	177
November	219	199
December	230	220
January	274	
February	295	
March	309	
April	341	
May	345	
June	345	

QUALITY

	Quantity	Base Number	Contract	AT	Region	England
% of FP17s for the same patient ID Re-attending within 3 months - Children	8	193	4.1%	11.5%	11.3%	11.8%
% of FP17s for the same patient ID Re-attending within 3 months - Adults	0	2	0.0%	14.8%	15.3%	15.6%
% of FP17s for the same patient ID Re-attending between 3 & 9 months - Children	101	193	52.3%	58.3%	61.1%	58.8%
% of FP17s for the same patient ID Re-attending between 3 & 9 months - Adults	1	2	50.0%	49.3%	52.4%	51.0%
% of FP17s for Band 1 Urgent Courses	6	169	3.6%	9.7%	9.5%	9.0%
% of FP17s Relating to Free Repair or Replacements	0	169	0.0%	0.7%	0.7%	0.8%
% of FP17s Relating to Continuations	0	169	0.0%	0.6%	0.8%	0.9%
% of Patients satisfied with the dentistry they have received	0	0	N/A	94.1%	93.1%	93.2%
% of Patients satisfied with the time they had to wait for an appointment	0	0	N/A	87.3%	87.8%	88.3%

* This is based on patients treated on this contract for their most recent course of treatment. Figures in italics indicate the base number of FP17s or Patient Questionnaire responses are less than 100. N/A is shown where the base number of responses is less than 10 during the period. % is calculated as Quantity/Base number*100

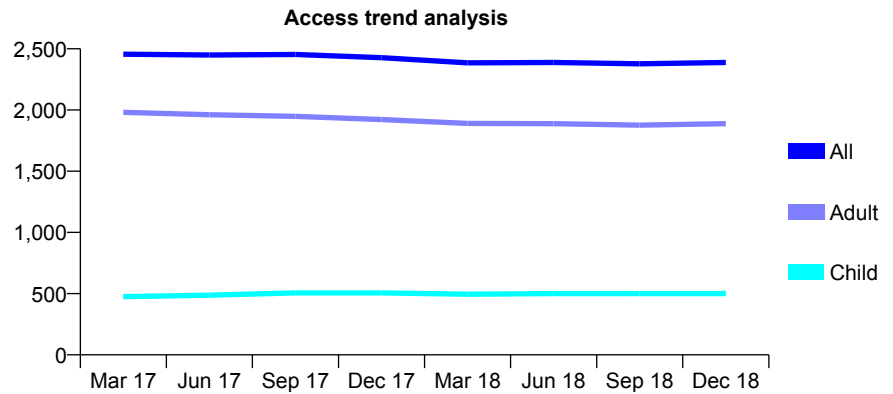
Q69 - Vital Signs At a Glance Contract Report for 648744/0001 - December 2018

Name or company name	MR NV BADIANI
Contract type name	GDS Contract
Purpose of contract	General
Contract start date	01/04/2006
Contract end date	

18/19 Contracted general activity (UDA)	5,082
Carry forward general activity (UDA)	-63
18/19 Contracted orthodontic activity (UOA)	0
Carry forward orthodontic activity (UOA)	0
Baseline contract value	£127,132.77

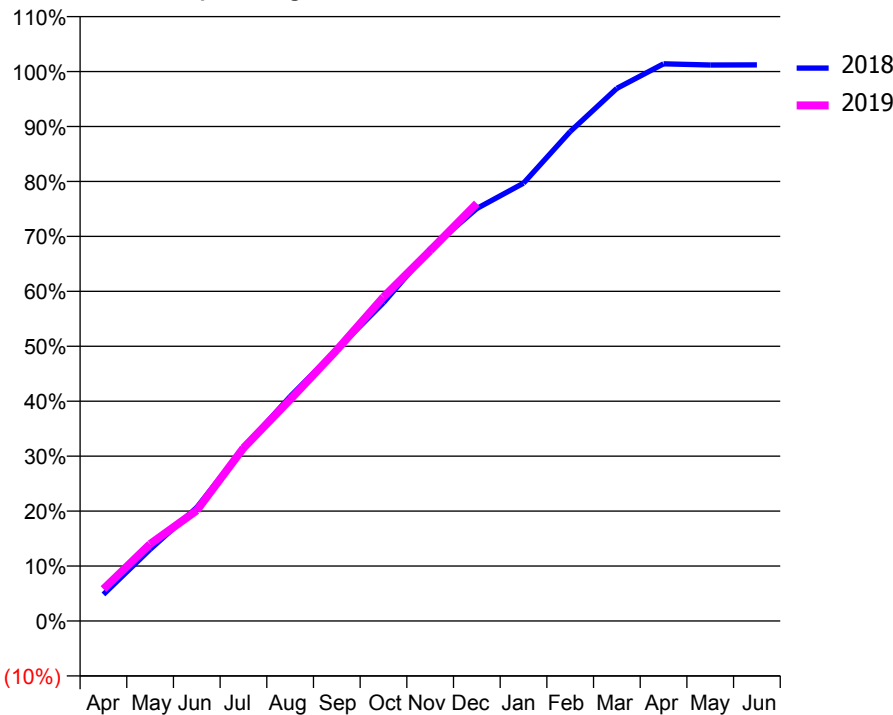
ACCESS*

Patients seen in 24 months	Total	Change since previous quarter
Quarter ending December 2017	2,428	
Quarter ending March 2018	2,385	↓
Quarter ending June 2018	2,388	→
Quarter ending September 2018	2,377	→
Quarter ending December 2018	2,388	→
Variance since December 2017	(1.6%)	↓



ACTIVITY

Cumulative percentage of contracted UDA delivered 2018 & 2019



Month	Adjusted Scheduled Activity (UDA)	
	2018	2019
April	256	296
May	689	713
June	1,092	1,023
July	1,663	1,601
August	2,159	2,047
September	2,611	2,506
October	3,062	2,996
November	3,579	3,426
December	3,967	3,862
January	4,211	
February	4,707	
March	5,123	
April	5,359	
May	5,348	
June	5,349	

QUALITY

	Quantity	Base Number	Contract	AT	Region	England
% of FP17s for the same patient ID Re-attending within 3 months - Children	40	566	7.1%	11.5%	11.3%	11.8%
% of FP17s for the same patient ID Re-attending within 3 months - Adults	199	1,787	11.1%	14.8%	15.3%	15.6%
% of FP17s for the same patient ID Re-attending between 3 & 9 months - Children	329	566	58.1%	58.3%	61.1%	58.8%
% of FP17s for the same patient ID Re-attending between 3 & 9 months - Adults	753	1,787	42.1%	49.3%	52.4%	51.0%
% of FP17s for Band 1 Urgent Courses	314	2,241	14.0%	9.7%	9.5%	9.0%
% of FP17s Relating to Free Repair or Replacements	1	2,241	0.0%	0.7%	0.7%	0.8%
% of FP17s Relating to Continuations	2	2,241	0.1%	0.6%	0.8%	0.9%
% of Patients satisfied with the dentistry they have received	1	1	N/A	94.1%	93.1%	93.2%
% of Patients satisfied with the time they had to wait for an appointment	1	1	N/A	87.3%	87.8%	88.3%

* This is based on patients treated on this contract for their most recent course of treatment. Figures in italics indicate the base number of FP17s or Patient Questionnaire responses are less than 100. N/A is shown where the base number of responses is less than 10 during the period. % is calculated as Quantity/Base number*100

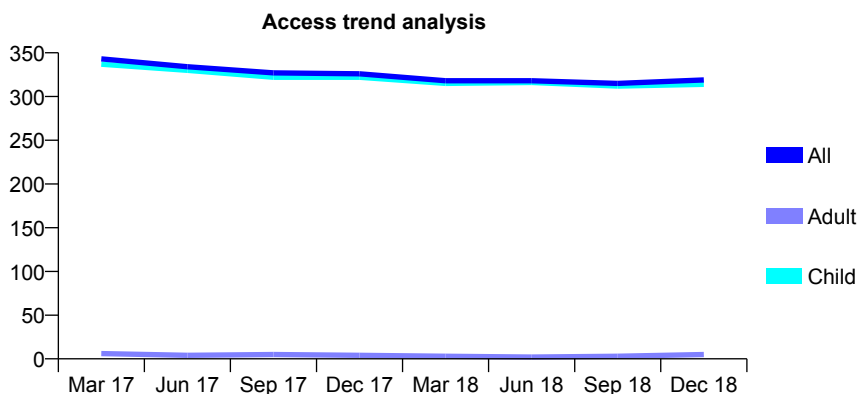
Q69 - Vital Signs At a Glance Contract Report for 649988/0001 - December 2018

Name or company name	MISS SE MACGILLIVRAY
Contract type name	GDS Contract
Purpose of contract	General
Contract start date	01/04/2006
Contract end date	

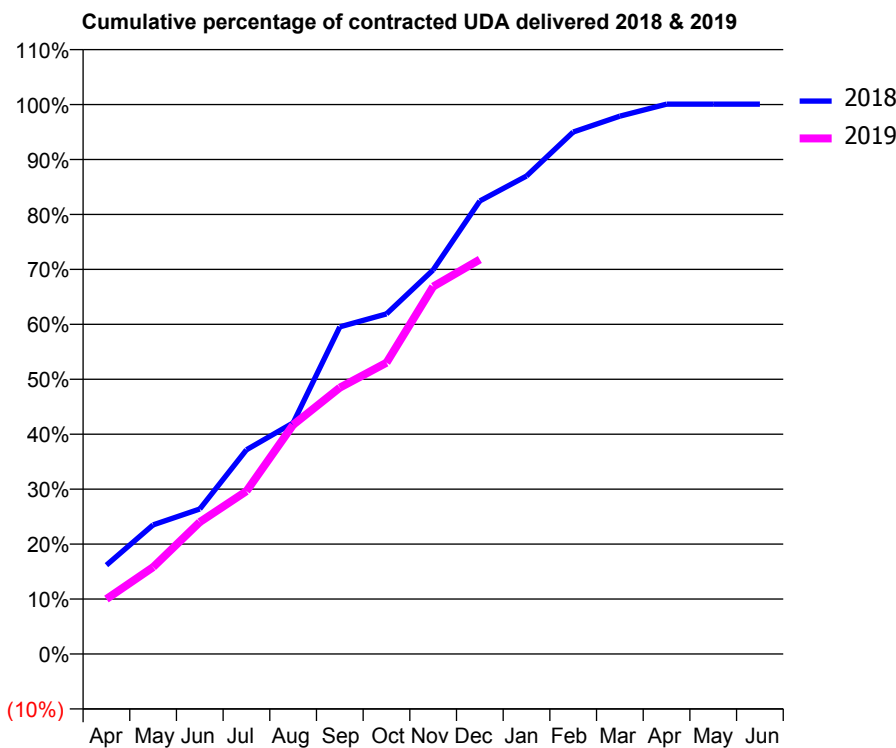
18/19 Contracted general activity (UDA)	550
Carry forward general activity (UDA)	0
18/19 Contracted orthodontic activity (UOA)	0
Carry forward orthodontic activity (UOA)	0
Baseline contract value	£13,318.90

ACCESS*

Patients seen in 24 months	Total	Change since previous quarter
Quarter ending December 2017	326	
Quarter ending March 2018	318	↓
Quarter ending June 2018	318	→
Quarter ending September 2018	315	→
Quarter ending December 2018	319	→
Variance since December 2017	(2.1%)	↓



ACTIVITY



Month	Adjusted Scheduled Activity (UDA)	
	2018	2019
April	89	55
May	129	87
June	145	132
July	204	163
August	231	229
September	327	267
October	340	292
November	384	368
December	453	395
January	478	
February	522	
March	538	
April	550	
May	550	
June	550	

QUALITY

	Quantity	Base Number	Contract	AT	Region	England
% of FP17s for the same patient ID Re-attending within 3 months - Children	17	352	4.8%	11.5%	11.3%	11.8%
% of FP17s for the same patient ID Re-attending within 3 months - Adults	0	0	N/A	14.8%	15.3%	15.6%
% of FP17s for the same patient ID Re-attending between 3 & 9 months - Children	225	352	63.9%	58.3%	61.1%	58.8%
% of FP17s for the same patient ID Re-attending between 3 & 9 months - Adults	0	0	N/A	49.3%	52.4%	51.0%
% of FP17s for Band 1 Urgent Courses	4	334	1.2%	9.7%	9.5%	9.0%
% of FP17s Relating to Free Repair or Replacements	0	334	0.0%	0.7%	0.7%	0.8%
% of FP17s Relating to Continuations	0	334	0.0%	0.6%	0.8%	0.9%
% of Patients satisfied with the dentistry they have received	0	0	N/A	94.1%	93.1%	93.2%
% of Patients satisfied with the time they had to wait for an appointment	0	0	N/A	87.3%	87.8%	88.3%

* This is based on patients treated on this contract for their most recent course of treatment. Figures in italics indicate the base number of FP17s or Patient Questionnaire responses are less than 100. N/A is shown where the base number of responses is less than 10 during the period. % is calculated as Quantity/Base number*100

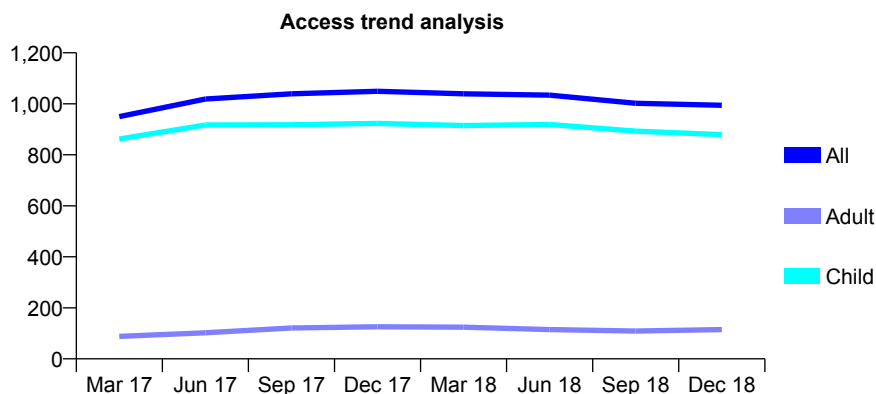
Q69 - Vital Signs At a Glance Contract Report for 660361/0002 - December 2018

Name or company name	MRS SK RAJANI
Contract type name	GDS Contract
Purpose of contract	General
Contract start date	01/09/2015
Contract end date	

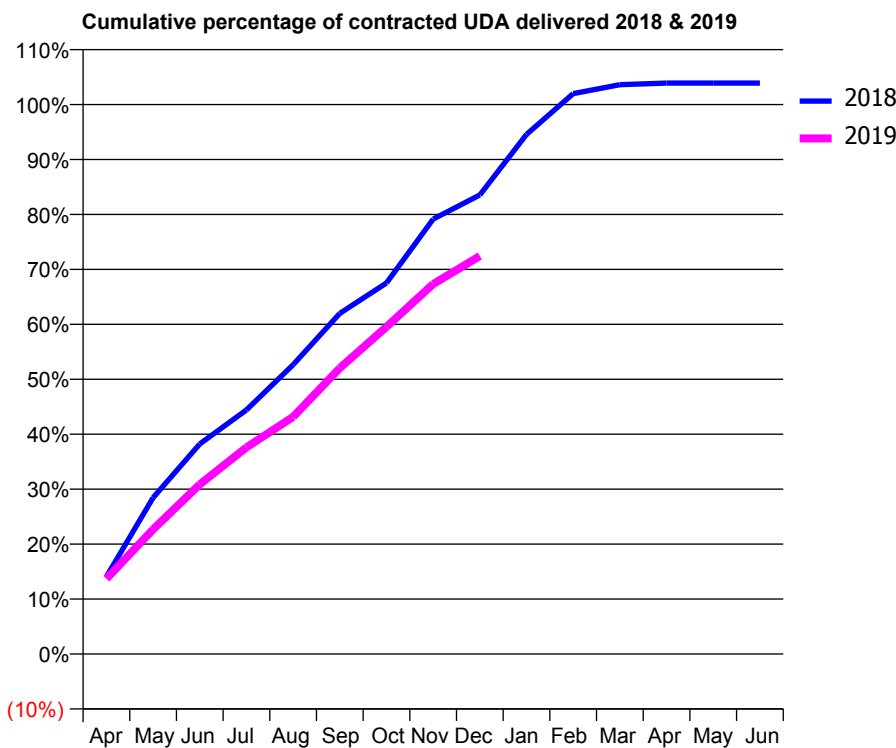
18/19 Contracted general activity (UDA)	1,803
Carry forward general activity (UDA)	-36
18/19 Contracted orthodontic activity (UOA)	0
Carry forward orthodontic activity (UOA)	0
Baseline contract value	£37,078.75

ACCESS*

Patients seen in 24 months	Total	Change since previous quarter
Quarter ending December 2017	1,049	
Quarter ending March 2018	1,039	→
Quarter ending June 2018	1,034	→
Quarter ending September 2018	1,002	↓
Quarter ending December 2018	994	→
Variance since December 2017	(5.2%)	↓



ACTIVITY



Adjusted Scheduled Activity (UDA)		
Month	2018	2019
April	254	247
May	513	409
June	689	557
July	801	678
August	949	778
September	1,118	938
October	1,217	1,074
November	1,427	1,214
December	1,506	1,306
January	1,705	
February	1,839	
March	1,868	
April	1,873	
May	1,873	
June	1,873	

QUALITY

	Quantity	Base Number	Contract	AT	Region	England
% of FP17s for the same patient ID Re-attending within 3 months - Children	41	930	4.4%	11.5%	11.3%	11.8%
% of FP17s for the same patient ID Re-attending within 3 months - Adults	3	44	6.8%	14.8%	15.3%	15.6%
% of FP17s for the same patient ID Re-attending between 3 & 9 months - Children	545	930	58.6%	58.3%	61.1%	58.8%
% of FP17s for the same patient ID Re-attending between 3 & 9 months - Adults	28	44	63.6%	49.3%	52.4%	51.0%
% of FP17s for Band 1 Urgent Courses	18	971	1.9%	9.7%	9.5%	9.0%
% of FP17s Relating to Free Repair or Replacements	0	971	0.0%	0.7%	0.7%	0.8%
% of FP17s Relating to Continuations	12	971	1.2%	0.6%	0.8%	0.9%
% of Patients satisfied with the dentistry they have received	0	0	N/A	94.1%	93.1%	93.2%
% of Patients satisfied with the time they had to wait for an appointment	0	0	N/A	87.3%	87.8%	88.3%

* This is based on patients treated on this contract for their most recent course of treatment. Figures in italics indicate the base number of FP17s or Patient Questionnaire responses are less than 100. N/A is shown where the base number of responses is less than 10 during the period. % is calculated as Quantity/Base number*100

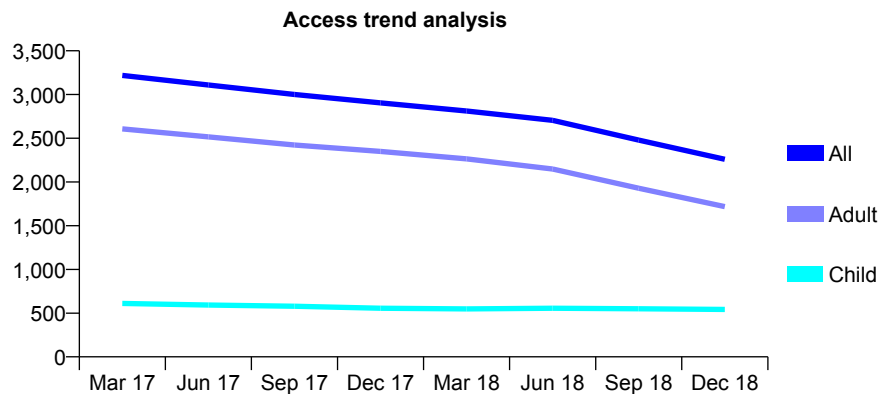
Q69 - Vital Signs At a Glance Contract Report for 673927/0001 - December 2018

Name or company name	MR DG DUGGAN
Contract type name	GDS Contract
Purpose of contract	General
Contract start date	01/04/2006
Contract end date	

18/19 Contracted general activity (UDA)	11,284
Carry forward general activity (UDA)	0
18/19 Contracted orthodontic activity (UOA)	0
Carry forward orthodontic activity (UOA)	0
Baseline contract value	£274,377.64

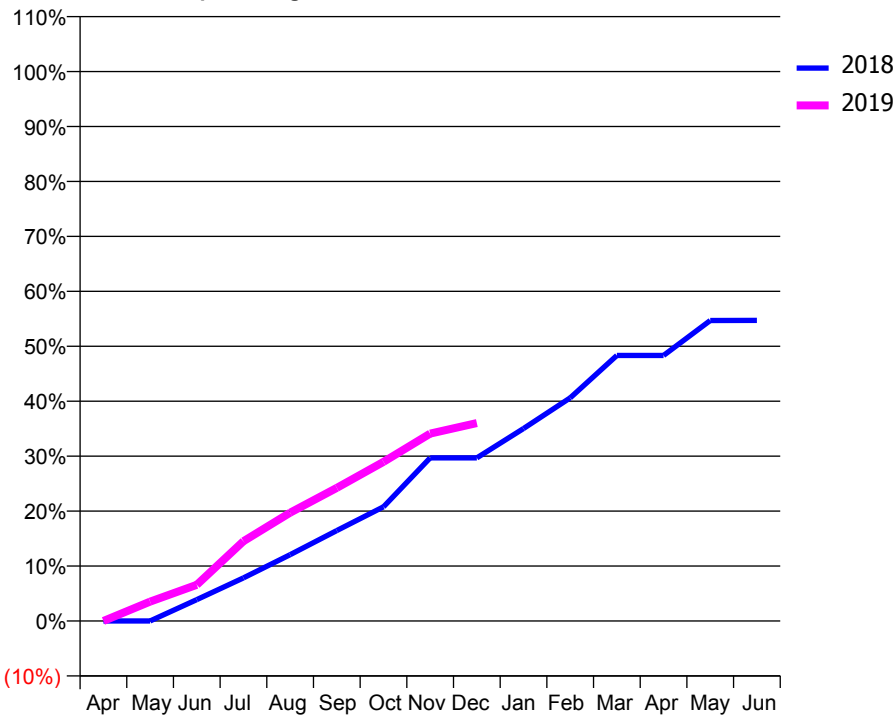
ACCESS*

Patients seen in 24 months	Total	Change since previous quarter
Quarter ending December 2017	2,905	
Quarter ending March 2018	2,812	↓
Quarter ending June 2018	2,704	↓
Quarter ending September 2018	2,479	↓
Quarter ending December 2018	2,260	↓
Variance since December 2017	(22.2%)	↓



ACTIVITY

Cumulative percentage of contracted UDA delivered 2018 & 2019



Month	Adjusted Scheduled Activity (UDA)	
	2018	2019
April	0	0
May	0	398
June	438	743
July	887	1,639
August	1,361	2,226
September	1,858	2,733
October	2,346	3,269
November	3,352	3,847
December	3,352	4,066
January	3,952	
February	4,582	
March	5,452	
April	5,452	
May	6,172	
June	6,173	

QUALITY

	Quantity	Base Number	Contract	AT	Region	England
% of FP17s for the same patient ID Re-attending within 3 months - Children	46	723	6.4%	11.5%	11.3%	11.8%
% of FP17s for the same patient ID Re-attending within 3 months - Adults	258	2,180	11.8%	14.8%	15.3%	15.6%
% of FP17s for the same patient ID Re-attending between 3 & 9 months - Children	520	723	71.9%	58.3%	61.1%	58.8%
% of FP17s for the same patient ID Re-attending between 3 & 9 months - Adults	1,583	2,180	72.6%	49.3%	52.4%	51.0%
% of FP17s for Band 1 Urgent Courses	98	2,485	3.9%	9.7%	9.5%	9.0%
% of FP17s Relating to Free Repair or Replacements	6	2,485	0.2%	0.7%	0.7%	0.8%
% of FP17s Relating to Continuations	33	2,485	1.3%	0.6%	0.8%	0.9%
% of Patients satisfied with the dentistry they have received	1	1	N/A	94.1%	93.1%	93.2%
% of Patients satisfied with the time they had to wait for an appointment	1	1	N/A	87.3%	87.8%	88.3%

* This is based on patients treated on this contract for their most recent course of treatment. Figures in italics indicate the base number of FP17s or Patient Questionnaire responses are less than 100. N/A is shown where the base number of responses is less than 10 during the period. % is calculated as Quantity/Base number*100

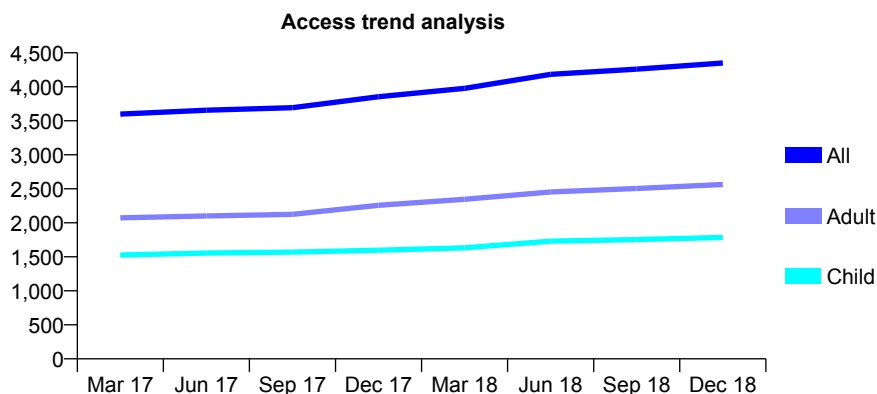
Q69 - Vital Signs At a Glance Contract Report for 678279/0001 - December 2018

Name or company name	C W Dental Limited
Contract type name	GDS Contract
Purpose of contract	General
Contract start date	01/04/2006
Contract end date	

18/19 Contracted general activity (UDA)	9,450
Carry forward general activity (UDA)	19
18/19 Contracted orthodontic activity (UOA)	0
Carry forward orthodontic activity (UOA)	0
Baseline contract value	£249,692.22

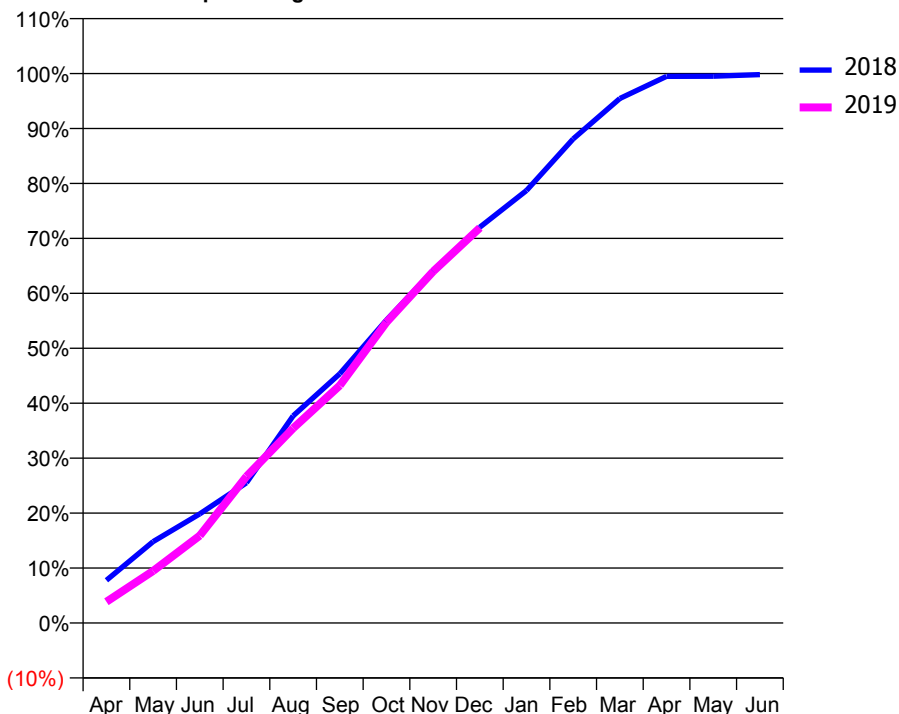
ACCESS*

Patients seen in 24 months	Total	Change since previous quarter
Quarter ending December 2017	3,854	
Quarter ending March 2018	3,978	↑
Quarter ending June 2018	4,183	↑
Quarter ending September 2018	4,259	→
Quarter ending December 2018	4,350	↑
Variance since December 2017	12.9%	↑



ACTIVITY

Cumulative percentage of contracted UDA delivered 2018 & 2019



Month	Adjusted Scheduled Activity (UDA)	
	2018	2019
April	701	366
May	1,333	894
June	1,787	1,502
July	2,296	2,520
August	3,392	3,348
September	4,084	4,085
October	4,963	5,172
November	5,766	6,046
December	6,483	6,797
January	7,083	
February	7,930	
March	8,591	
April	8,953	
May	8,955	
June	8,981	

QUALITY

	Quantity	Base Number	Contract	AT	Region	England
% of FP17s for the same patient ID Re-attending within 3 months - Children	192	2,107	9.1%	11.5%	11.3%	11.8%
% of FP17s for the same patient ID Re-attending within 3 months - Adults	312	2,452	12.7%	14.8%	15.3%	15.6%
% of FP17s for the same patient ID Re-attending between 3 & 9 months - Children	1,204	2,107	57.1%	58.3%	61.1%	58.8%
% of FP17s for the same patient ID Re-attending between 3 & 9 months - Adults	1,191	2,452	48.6%	49.3%	52.4%	51.0%
% of FP17s for Band 1 Urgent Courses	184	3,345	5.5%	9.7%	9.5%	9.0%
% of FP17s Relating to Free Repair or Replacements	17	3,345	0.5%	0.7%	0.7%	0.8%
% of FP17s Relating to Continuations	39	3,345	1.2%	0.6%	0.8%	0.9%
% of Patients satisfied with the dentistry they have received	3	3	N/A	94.1%	93.1%	93.2%
% of Patients satisfied with the time they had to wait for an appointment	2	3	N/A	87.3%	87.8%	88.3%

* This is based on patients treated on this contract for their most recent course of treatment. Figures in italics indicate the base number of FP17s or Patient Questionnaire responses are less than 100. N/A is shown where the base number of responses is less than 10 during the period. % is calculated as Quantity/Base number*100

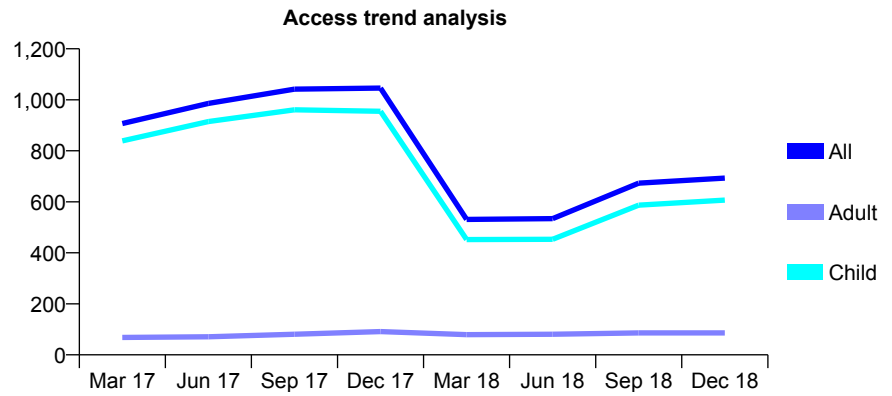
Q69 - Vital Signs At a Glance Contract Report for 678600/0001 - December 2018

Name or company name	MISS CE MCCLELLAND
Contract type name	GDS Contract
Purpose of contract	General
Contract start date	01/04/2006
Contract end date	

18/19 Contracted general activity (UDA)	1,700
Carry forward general activity (UDA)	12
18/19 Contracted orthodontic activity (UOA)	0
Carry forward orthodontic activity (UOA)	0
Baseline contract value	£41,336.58

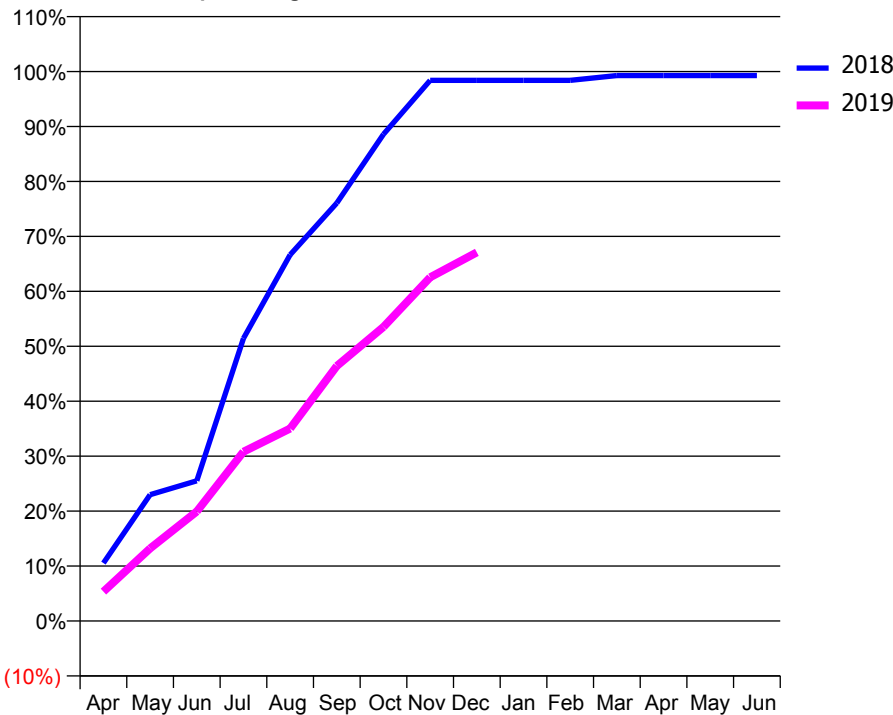
ACCESS*

Patients seen in 24 months	Total	Change since previous quarter
Quarter ending December 2017	1,046	
Quarter ending March 2018	531	↓
Quarter ending June 2018	534	→
Quarter ending September 2018	673	↑
Quarter ending December 2018	693	↑
Variance since December 2017	(33.7%)	↓



ACTIVITY

Cumulative percentage of contracted UDA delivered 2018 & 2019



Month	Adjusted Scheduled Activity (UDA)	
	2018	2019
April	179	91
May	391	225
June	434	339
July	874	524
August	1,133	596
September	1,293	789
October	1,506	910
November	1,673	1,063
December	1,673	1,141
January	1,673	
February	1,673	
March	1,688	
April	1,688	
May	1,688	
June	1,688	

QUALITY

	Quantity	Base Number	Contract	AT	Region	England
% of FP17s for the same patient ID Re-attending within 3 months - Children	77	776	9.9%	11.5%	11.3%	11.8%
% of FP17s for the same patient ID Re-attending within 3 months - Adults	2	28	7.1%	14.8%	15.3%	15.6%
% of FP17s for the same patient ID Re-attending between 3 & 9 months - Children	223	776	28.7%	58.3%	61.1%	58.8%
% of FP17s for the same patient ID Re-attending between 3 & 9 months - Adults	9	28	32.1%	49.3%	52.4%	51.0%
% of FP17s for Band 1 Urgent Courses	33	793	4.2%	9.7%	9.5%	9.0%
% of FP17s Relating to Free Repair or Replacements	0	793	0.0%	0.7%	0.7%	0.8%
% of FP17s Relating to Continuations	0	793	0.0%	0.6%	0.8%	0.9%
% of Patients satisfied with the dentistry they have received	0	0	N/A	94.1%	93.1%	93.2%
% of Patients satisfied with the time they had to wait for an appointment	0	0	N/A	87.3%	87.8%	88.3%

* This is based on patients treated on this contract for their most recent course of treatment. Figures in italics indicate the base number of FP17s or Patient Questionnaire responses are less than 100. N/A is shown where the base number of responses is less than 10 during the period. % is calculated as Quantity/Base number*100

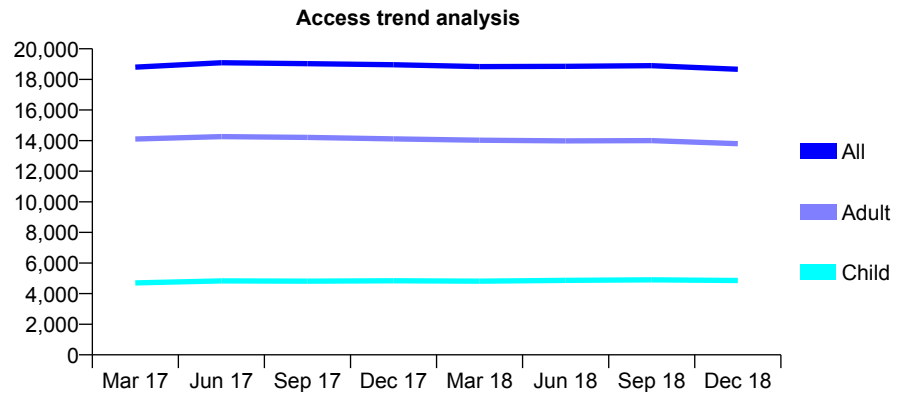
Q69 - Vital Signs At a Glance Contract Report for 678732/0001 - December 2018

Name or company name	MR V MISTRY
Contract type name	GDS Contract
Purpose of contract	General
Contract start date	01/04/2006
Contract end date	

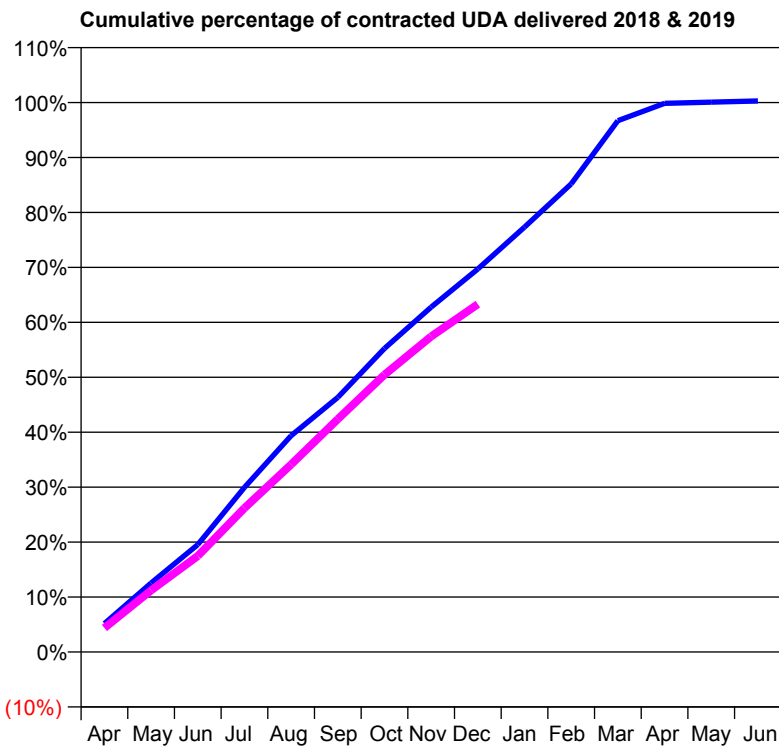
18/19 Contracted general activity (UDA)	42,273
Carry forward general activity (UDA)	-117
18/19 Contracted orthodontic activity (UOA)	0
Carry forward orthodontic activity (UOA)	0
Baseline contract value	£1,227,150.83

ACCESS*

Patients seen in 24 months	Total	Change since previous quarter
Quarter ending December 2017	18,955	
Quarter ending March 2018	18,835	→
Quarter ending June 2018	18,850	→
Quarter ending September 2018	18,900	→
Quarter ending December 2018	18,659	↓
Variance since December 2017	(1.6%)	↓



ACTIVITY



Month	Adjusted Scheduled Activity (UDA)	
	2018	2019
April	2,167	1,854
May	5,254	4,743
June	8,181	7,388
July	12,539	11,078
August	16,488	14,425
September	19,398	17,913
October	23,129	21,337
November	26,278	24,273
December	29,186	26,757
January	32,379	
February	35,671	
March	40,483	
April	41,801	
May	41,898	
June	41,988	

QUALITY

	Quantity	Base Number	Contract	AT	Region	England
% of FP17s for the same patient ID Re-attending within 3 months - Children	358	4,441	8.1%	11.5%	11.3%	11.8%
% of FP17s for the same patient ID Re-attending within 3 months - Adults	2,113	11,561	18.3%	14.8%	15.3%	15.6%
% of FP17s for the same patient ID Re-attending between 3 & 9 months - Children	2,110	4,441	47.5%	58.3%	61.1%	58.8%
% of FP17s for the same patient ID Re-attending between 3 & 9 months - Adults	4,455	11,561	38.5%	49.3%	52.4%	51.0%
% of FP17s for Band 1 Urgent Courses	2,322	13,586	17.1%	9.7%	9.5%	9.0%
% of FP17s Relating to Free Repair or Replacements	228	13,586	1.7%	0.7%	0.7%	0.8%
% of FP17s Relating to Continuations	108	13,586	0.8%	0.6%	0.8%	0.9%
% of Patients satisfied with the dentistry they have received	8	9	N/A	94.1%	93.1%	93.2%
% of Patients satisfied with the time they had to wait for an appointment	6	9	N/A	87.3%	87.8%	88.3%

* This is based on patients treated on this contract for their most recent course of treatment. Figures in italics indicate the base number of FP17s or Patient Questionnaire responses are less than 100. N/A is shown where the base number of responses is less than 10 during the period. % is calculated as Quantity/Base number*100

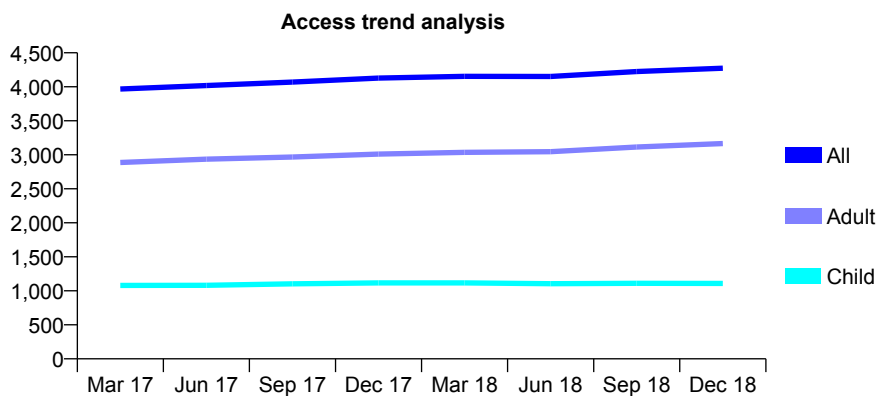
Q69 - Vital Signs At a Glance Contract Report for 683396/0001 - December 2018

Name or company name	Bourbon Street Dental Care
Contract type name	GDS Contract
Purpose of contract	General
Contract start date	01/04/2006
Contract end date	

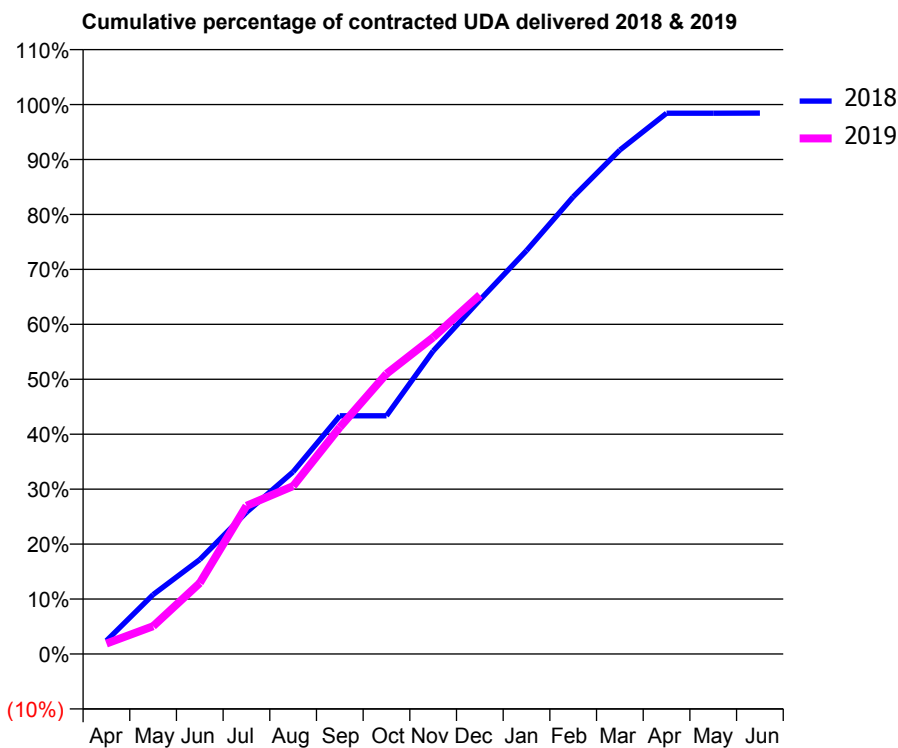
18/19 Contracted general activity (UDA)	11,630
Carry forward general activity (UDA)	180
18/19 Contracted orthodontic activity (UOA)	0
Carry forward orthodontic activity (UOA)	0
Baseline contract value	£365,764.51

ACCESS*

Patients seen in 24 months	Total	Change since previous quarter
Quarter ending December 2017	4,128	
Quarter ending March 2018	4,153	→
Quarter ending June 2018	4,152	→
Quarter ending September 2018	4,225	→
Quarter ending December 2018	4,273	→
Variance since December 2017	3.5%	↑



ACTIVITY



Adjusted Scheduled Activity (UDA)		
Month	2018	2019
April	281	222
May	1,258	588
June	1,999	1,504
July	2,998	3,136
August	3,858	3,555
September	5,042	4,800
October	5,042	5,932
November	6,415	6,703
December	7,491	7,599
January	8,540	
February	9,676	
March	10,666	
April	11,446	
May	11,445	
June	11,449	

QUALITY

	Quantity	Base Number	Contract	AT	Region	England
% of FP17s for the same patient ID Re-attending within 3 months - Children	69	993	6.9%	11.5%	11.3%	11.8%
% of FP17s for the same patient ID Re-attending within 3 months - Adults	282	2,506	11.3%	14.8%	15.3%	15.6%
% of FP17s for the same patient ID Re-attending between 3 & 9 months - Children	431	993	43.4%	58.3%	61.1%	58.8%
% of FP17s for the same patient ID Re-attending between 3 & 9 months - Adults	793	2,506	31.6%	49.3%	52.4%	51.0%
% of FP17s for Band 1 Urgent Courses	158	3,215	4.9%	9.7%	9.5%	9.0%
% of FP17s Relating to Free Repair or Replacements	15	3,215	0.5%	0.7%	0.7%	0.8%
% of FP17s Relating to Continuations	86	3,215	2.7%	0.6%	0.8%	0.9%
% of Patients satisfied with the dentistry they have received	2	2	N/A	94.1%	93.1%	93.2%
% of Patients satisfied with the time they had to wait for an appointment	2	2	N/A	87.3%	87.8%	88.3%

* This is based on patients treated on this contract for their most recent course of treatment. Figures in italics indicate the base number of FP17s or Patient Questionnaire responses are less than 100. N/A is shown where the base number of responses is less than 10 during the period. % is calculated as Quantity/Base number*100

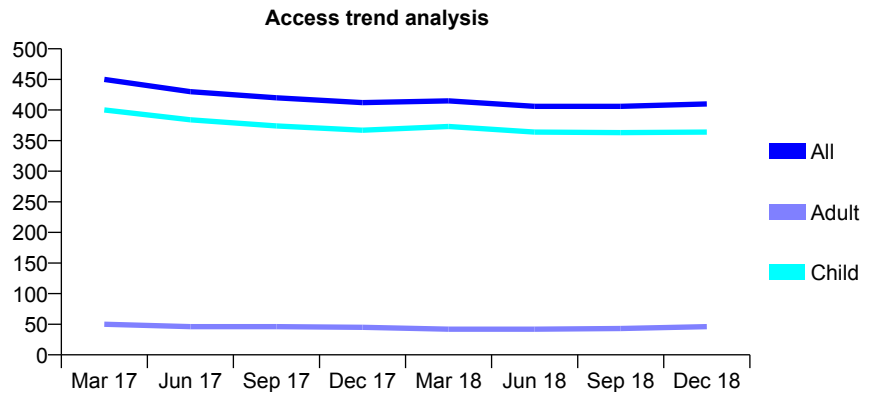
Q69 - Vital Signs At a Glance Contract Report for 683760/0001 - December 2018

Name or company name	MR CJ MORRIS
Contract type name	GDS Contract
Purpose of contract	General
Contract start date	01/12/2013
Contract end date	

18/19 Contracted general activity (UDA)	1,443
Carry forward general activity (UDA)	35
18/19 Contracted orthodontic activity (UOA)	0
Carry forward orthodontic activity (UOA)	0
Baseline contract value	£29,964.55

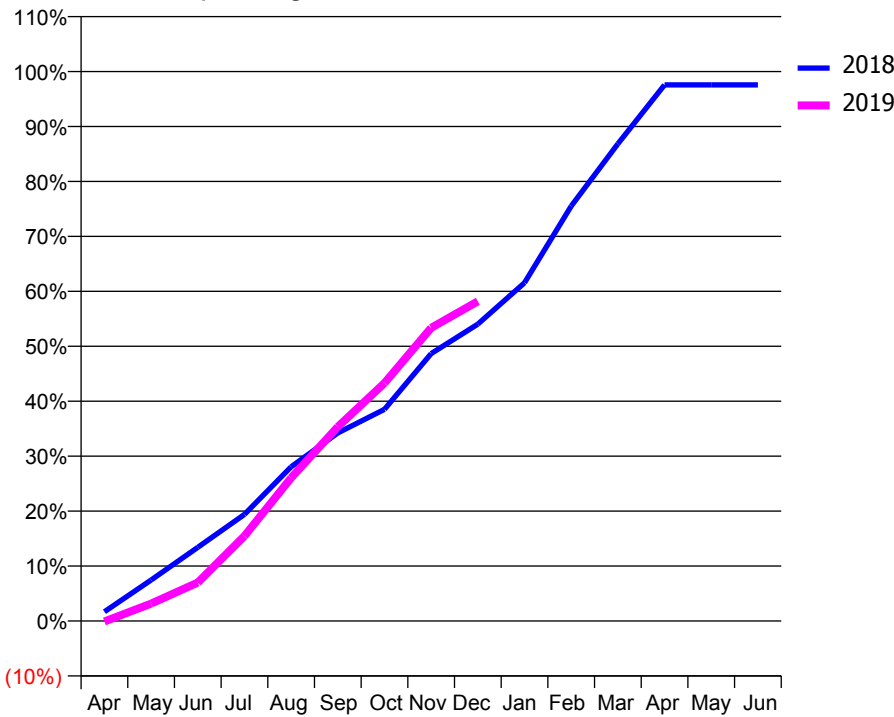
ACCESS*

Patients seen in 24 months	Total	Change since previous quarter
Quarter ending December 2017	412	
Quarter ending March 2018	415	→
Quarter ending June 2018	406	↓
Quarter ending September 2018	406	→
Quarter ending December 2018	410	→
Variance since December 2017	(0.5%)	→



ACTIVITY

Cumulative percentage of contracted UDA delivered 2018 & 2019



Month	Adjusted Scheduled Activity (UDA)	
	2018	2019
April	24	-2
May	108	46
June	193	101
July	280	223
August	405	376
September	494	510
October	556	625
November	702	770
December	780	839
January	888	
February	1,089	
March	1,253	
April	1,408	
May	1,408	
June	1,408	

QUALITY

	Quantity	Base Number	Contract	AT	Region	England
% of FP17s for the same patient ID Re-attending within 3 months - Children	40	448	8.9%	11.5%	11.3%	11.8%
% of FP17s for the same patient ID Re-attending within 3 months - Adults	0	7	0.0%	14.8%	15.3%	15.6%
% of FP17s for the same patient ID Re-attending between 3 & 9 months - Children	293	448	65.4%	58.3%	61.1%	58.8%
% of FP17s for the same patient ID Re-attending between 3 & 9 months - Adults	2	7	28.6%	49.3%	52.4%	51.0%
% of FP17s for Band 1 Urgent Courses	22	401	5.5%	9.7%	9.5%	9.0%
% of FP17s Relating to Free Repair or Replacements	0	401	0.0%	0.7%	0.7%	0.8%
% of FP17s Relating to Continuations	0	401	0.0%	0.6%	0.8%	0.9%
% of Patients satisfied with the dentistry they have received	1	1	N/A	94.1%	93.1%	93.2%
% of Patients satisfied with the time they had to wait for an appointment	1	1	N/A	87.3%	87.8%	88.3%

* This is based on patients treated on this contract for their most recent course of treatment. Figures in italics indicate the base number of FP17s or Patient Questionnaire responses are less than 100. N/A is shown where the base number of responses is less than 10 during the period. % is calculated as Quantity/Base number*100

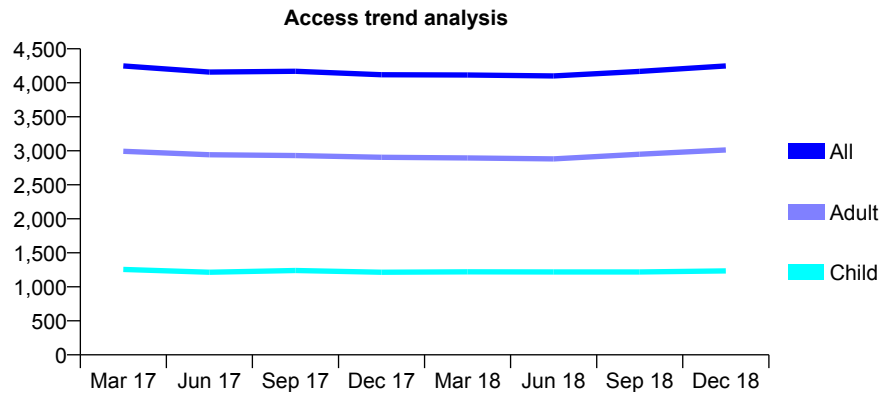
Q69 - Vital Signs At a Glance Contract Report for 684163/0001 - December 2018

Name or company name	MR PW NILAND
Contract type name	GDS Contract
Purpose of contract	General
Contract start date	01/11/2007
Contract end date	

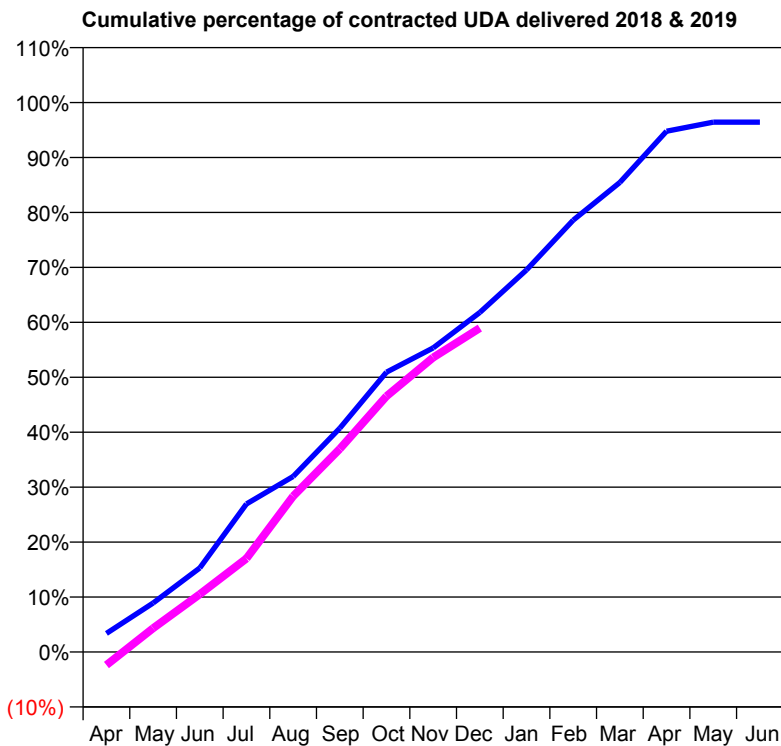
18/19 Contracted general activity (UDA)	10,400
Carry forward general activity (UDA)	372
18/19 Contracted orthodontic activity (UOA)	0
Carry forward orthodontic activity (UOA)	0
Baseline contract value	£309,898.82

ACCESS*

Patients seen in 24 months	Total	Change since previous quarter
Quarter ending December 2017	4,119	
Quarter ending March 2018	4,115	→
Quarter ending June 2018	4,101	→
Quarter ending September 2018	4,168	→
Quarter ending December 2018	4,248	→
Variance since December 2017	3.1%	↑



ACTIVITY



Month	Adjusted Scheduled Activity (UDA)	
	2018	2019
April	353	-249
May	927	450
June	1,591	1,095
July	2,803	1,771
August	3,324	2,949
September	4,236	3,846
October	5,297	4,843
November	5,756	5,573
December	6,427	6,132
January	7,232	
February	8,173	
March	8,887	
April	9,857	
May	10,028	
June	10,028	

QUALITY

	Quantity	Base Number	Contract	AT	Region	England
% of FP17s for the same patient ID Re-attending within 3 months - Children	93	1,325	7.0%	11.5%	11.3%	11.8%
% of FP17s for the same patient ID Re-attending within 3 months - Adults	345	2,690	12.8%	14.8%	15.3%	15.6%
% of FP17s for the same patient ID Re-attending between 3 & 9 months - Children	669	1,325	50.5%	58.3%	61.1%	58.8%
% of FP17s for the same patient ID Re-attending between 3 & 9 months - Adults	991	2,690	36.8%	49.3%	52.4%	51.0%
% of FP17s for Band 1 Urgent Courses	180	3,564	5.1%	9.7%	9.5%	9.0%
% of FP17s Relating to Free Repair or Replacements	11	3,564	0.3%	0.7%	0.7%	0.8%
% of FP17s Relating to Continuations	117	3,564	3.3%	0.6%	0.8%	0.9%
% of Patients satisfied with the dentistry they have received	2	2	N/A	94.1%	93.1%	93.2%
% of Patients satisfied with the time they had to wait for an appointment	2	2	N/A	87.3%	87.8%	88.3%

* This is based on patients treated on this contract for their most recent course of treatment. Figures in italics indicate the base number of FP17s or Patient Questionnaire responses are less than 100. N/A is shown where the base number of responses is less than 10 during the period. % is calculated as Quantity/Base number*100

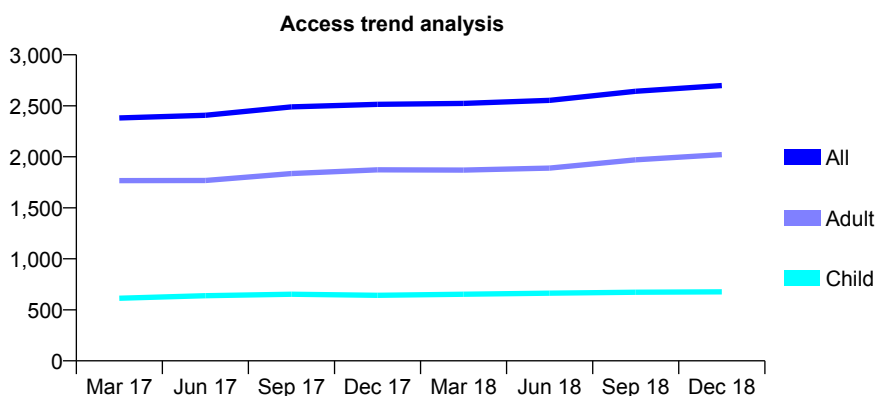
Q69 - Vital Signs At a Glance Contract Report for 688118/0001 - December 2018

Name or company name	MR C SANTODOMINGO RUBIDO
Contract type name	GDS Contract
Purpose of contract	General
Contract start date	01/04/2014
Contract end date	

18/19 Contracted general activity (UDA)	7,974
Carry forward general activity (UDA)	-20
18/19 Contracted orthodontic activity (UOA)	0
Carry forward orthodontic activity (UOA)	0
Baseline contract value	£202,243.08

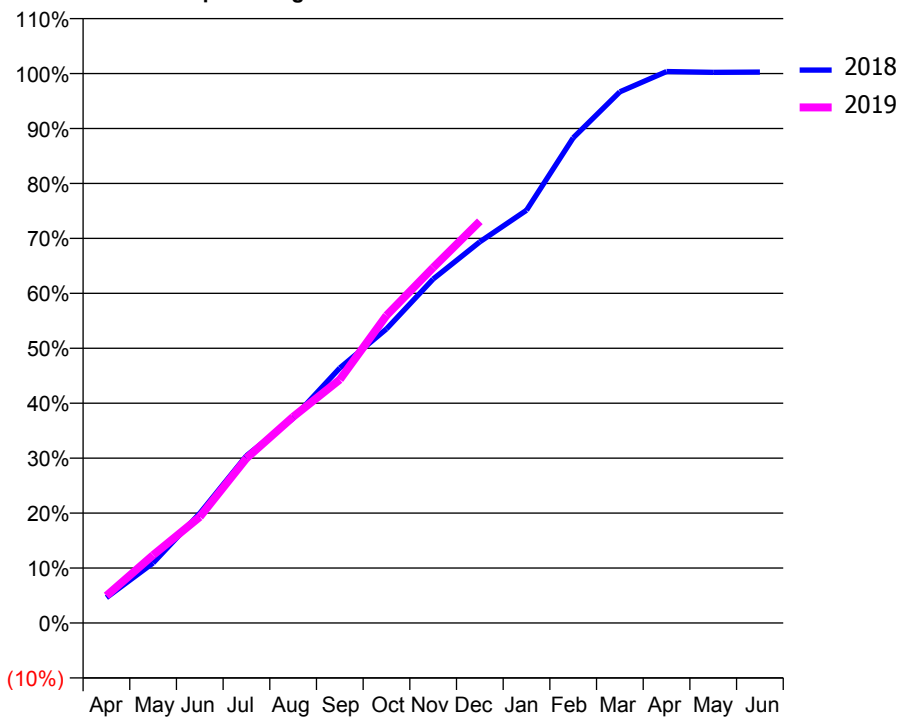
ACCESS*

Patients seen in 24 months	Total	Change since previous quarter
Quarter ending December 2017	2,515	
Quarter ending March 2018	2,523	→
Quarter ending June 2018	2,553	→
Quarter ending September 2018	2,642	↑
Quarter ending December 2018	2,699	↑
Variance since December 2017	7.3%	↑



ACTIVITY

Cumulative percentage of contracted UDA delivered 2018 & 2019



Month	Adjusted Scheduled Activity (UDA)	
	2018	2019
April	369	396
May	871	986
June	1,592	1,538
July	2,427	2,391
August	2,971	2,992
September	3,700	3,532
October	4,268	4,463
November	4,992	5,157
December	5,532	5,830
January	5,989	
February	7,041	
March	7,708	
April	8,003	
May	7,992	
June	7,995	

QUALITY

	Quantity	Base Number	Contract	AT	Region	England
% of FP17s for the same patient ID Re-attending within 3 months - Children	29	569	5.1%	11.5%	11.3%	11.8%
% of FP17s for the same patient ID Re-attending within 3 months - Adults	160	1,630	9.8%	14.8%	15.3%	15.6%
% of FP17s for the same patient ID Re-attending between 3 & 9 months - Children	275	569	48.3%	58.3%	61.1%	58.8%
% of FP17s for the same patient ID Re-attending between 3 & 9 months - Adults	659	1,630	40.4%	49.3%	52.4%	51.0%
% of FP17s for Band 1 Urgent Courses	125	2,110	5.9%	9.7%	9.5%	9.0%
% of FP17s Relating to Free Repair or Replacements	12	2,110	0.6%	0.7%	0.7%	0.8%
% of FP17s Relating to Continuations	1	2,110	0.0%	0.6%	0.8%	0.9%
% of Patients satisfied with the dentistry they have received	5	5	N/A	94.1%	93.1%	93.2%
% of Patients satisfied with the time they had to wait for an appointment	4	5	N/A	87.3%	87.8%	88.3%

* This is based on patients treated on this contract for their most recent course of treatment. Figures in italics indicate the base number of FP17s or Patient Questionnaire responses are less than 100. N/A is shown where the base number of responses is less than 10 during the period. % is calculated as Quantity/Base number*100

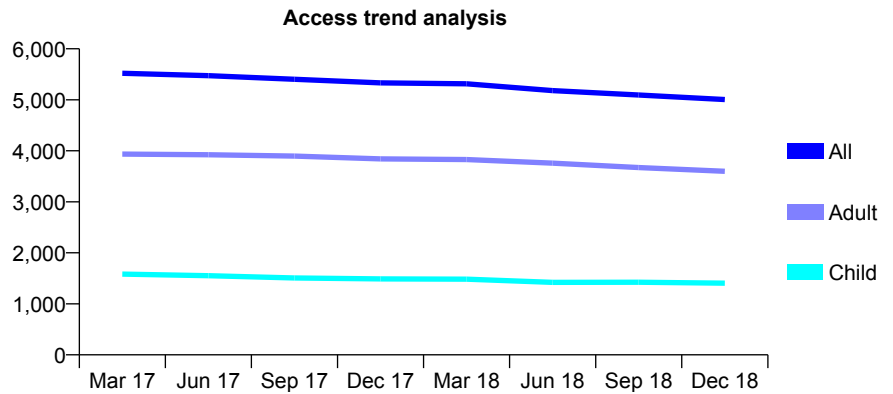
Q69 - Vital Signs At a Glance Contract Report for 689955/0001 - December 2018

Name or company name	MR DS MALLI
Contract type name	GDS Contract
Purpose of contract	General
Contract start date	01/10/2014
Contract end date	

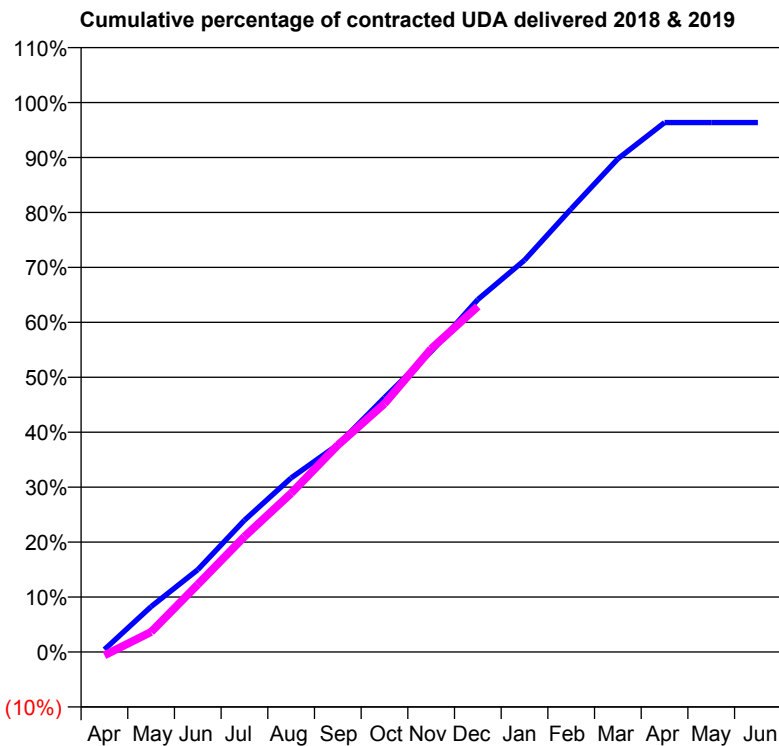
18/19 Contracted general activity (UDA)	12,508
Carry forward general activity (UDA)	455
18/19 Contracted orthodontic activity (UOA)	0
Carry forward orthodontic activity (UOA)	0
Baseline contract value	£349,183.90

ACCESS*

Patients seen in 24 months	Total	Change since previous quarter
Quarter ending December 2017	5,332	
Quarter ending March 2018	5,313	→
Quarter ending June 2018	5,180	↓
Quarter ending September 2018	5,094	↓
Quarter ending December 2018	5,005	↓
Variance since December 2017	(6.1%)	↓



ACTIVITY



Month	Adjusted Scheduled Activity (UDA)	
	2018	2019
April	55	-78
May	1,035	456
June	1,876	1,537
July	3,002	2,627
August	3,963	3,613
September	4,718	4,710
October	5,789	5,654
November	6,840	6,899
December	8,024	7,866
January	8,918	
February	10,087	
March	11,225	
April	12,052	
May	12,052	
June	12,052	

QUALITY

	Quantity	Base Number	Contract	AT	Region	England
% of FP17s for the same patient ID Re-attending within 3 months - Children	49	1,150	4.3%	11.5%	11.3%	11.8%
% of FP17s for the same patient ID Re-attending within 3 months - Adults	280	2,992	9.4%	14.8%	15.3%	15.6%
% of FP17s for the same patient ID Re-attending between 3 & 9 months - Children	446	1,150	38.8%	58.3%	61.1%	58.8%
% of FP17s for the same patient ID Re-attending between 3 & 9 months - Adults	1,362	2,992	45.5%	49.3%	52.4%	51.0%
% of FP17s for Band 1 Urgent Courses	224	3,800	5.9%	9.7%	9.5%	9.0%
% of FP17s Relating to Free Repair or Replacements	15	3,800	0.4%	0.7%	0.7%	0.8%
% of FP17s Relating to Continuations	6	3,800	0.2%	0.6%	0.8%	0.9%
% of Patients satisfied with the dentistry they have received	2	2	N/A	94.1%	93.1%	93.2%
% of Patients satisfied with the time they had to wait for an appointment	2	2	N/A	87.3%	87.8%	88.3%

* This is based on patients treated on this contract for their most recent course of treatment. Figures in italics indicate the base number of FP17s or Patient Questionnaire responses are less than 100. N/A is shown where the base number of responses is less than 10 during the period. % is calculated as Quantity/Base number*100

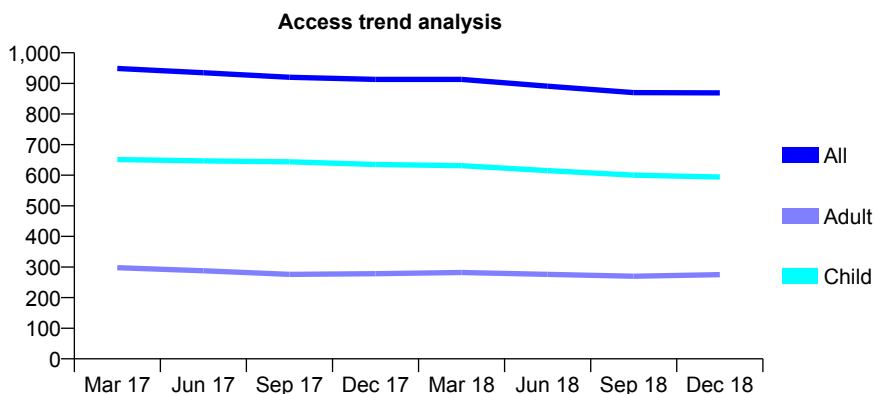
Q69 - Vital Signs At a Glance Contract Report for 691259/0001 - December 2018

Name or company name	MRS N MAJEVADIA
Contract type name	GDS Contract
Purpose of contract	General
Contract start date	01/04/2014
Contract end date	

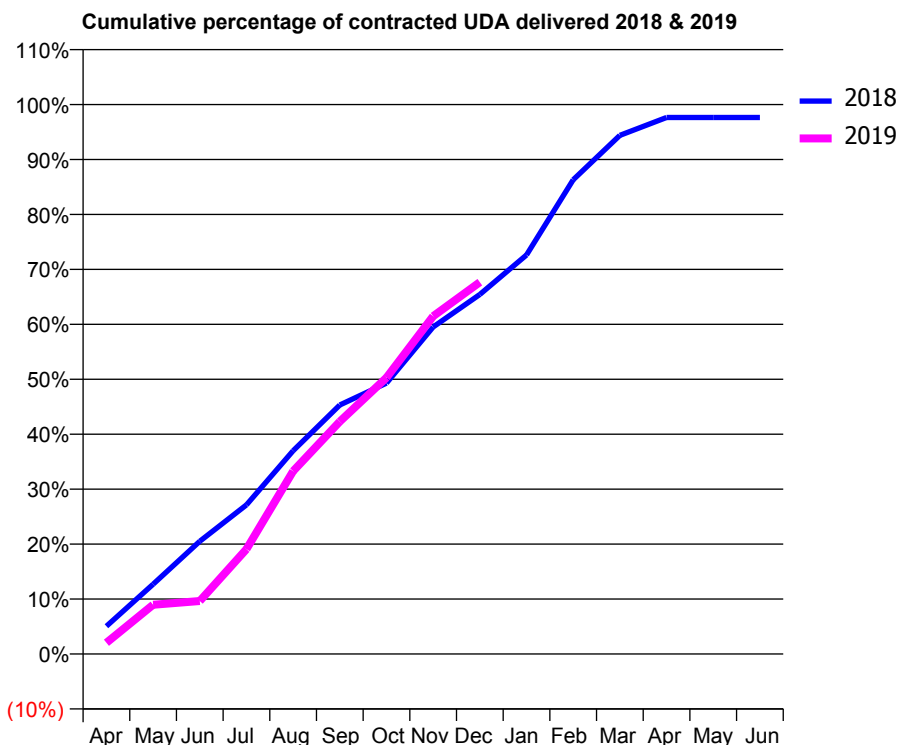
18/19 Contracted general activity (UDA)	2,400
Carry forward general activity (UDA)	56
18/19 Contracted orthodontic activity (UOA)	0
Carry forward orthodontic activity (UOA)	0
Baseline contract value	£56,055.22

ACCESS*

Patients seen in 24 months	Total	Change since previous quarter
Quarter ending December 2017	913	
Quarter ending March 2018	913	→
Quarter ending June 2018	891	↓
Quarter ending September 2018	870	↓
Quarter ending December 2018	869	→
Variance since December 2017	(4.8%)	↓



ACTIVITY



Adjusted Scheduled Activity (UDA)		
Month	2018	2019
April	121	49
May	305	215
June	492	232
July	651	458
August	888	799
September	1,088	1,015
October	1,183	1,207
November	1,429	1,476
December	1,570	1,624
January	1,743	
February	2,071	
March	2,265	
April	2,343	
May	2,343	
June	2,343	

QUALITY

	Quantity	Base Number	Contract	AT	Region	England
% of FP17s for the same patient ID Re-attending within 3 months - Children	73	716	10.2%	11.5%	11.3%	11.8%
% of FP17s for the same patient ID Re-attending within 3 months - Adults	40	190	21.1%	14.8%	15.3%	15.6%
% of FP17s for the same patient ID Re-attending between 3 & 9 months - Children	460	716	64.2%	58.3%	61.1%	58.8%
% of FP17s for the same patient ID Re-attending between 3 & 9 months - Adults	98	190	51.6%	49.3%	52.4%	51.0%
% of FP17s for Band 1 Urgent Courses	45	872	5.2%	9.7%	9.5%	9.0%
% of FP17s Relating to Free Repair or Replacements	1	872	0.1%	0.7%	0.7%	0.8%
% of FP17s Relating to Continuations	15	872	1.7%	0.6%	0.8%	0.9%
% of Patients satisfied with the dentistry they have received	0	0	N/A	94.1%	93.1%	93.2%
% of Patients satisfied with the time they had to wait for an appointment	0	0	N/A	87.3%	87.8%	88.3%

* This is based on patients treated on this contract for their most recent course of treatment. Figures in italics indicate the base number of FP17s or Patient Questionnaire responses are less than 100. N/A is shown where the base number of responses is less than 10 during the period. % is calculated as Quantity/Base number*100

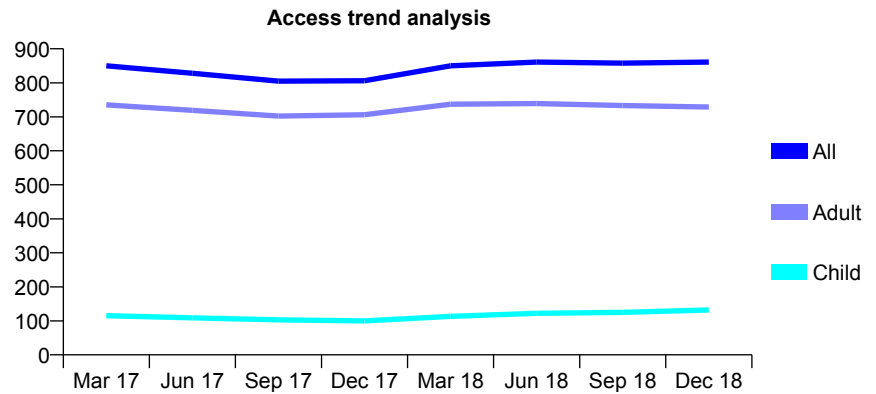
Q69 - Vital Signs At a Glance Contract Report for 691259/0002 - December 2018

Name or company name	MRS N MAJEVADIA
Contract type name	GDS Contract
Purpose of contract	General
Contract start date	01/08/2014
Contract end date	

18/19 Contracted general activity (UDA)	3,008
Carry forward general activity (UDA)	-7
18/19 Contracted orthodontic activity (UOA)	0
Carry forward orthodontic activity (UOA)	0
Baseline contract value	£73,860.46

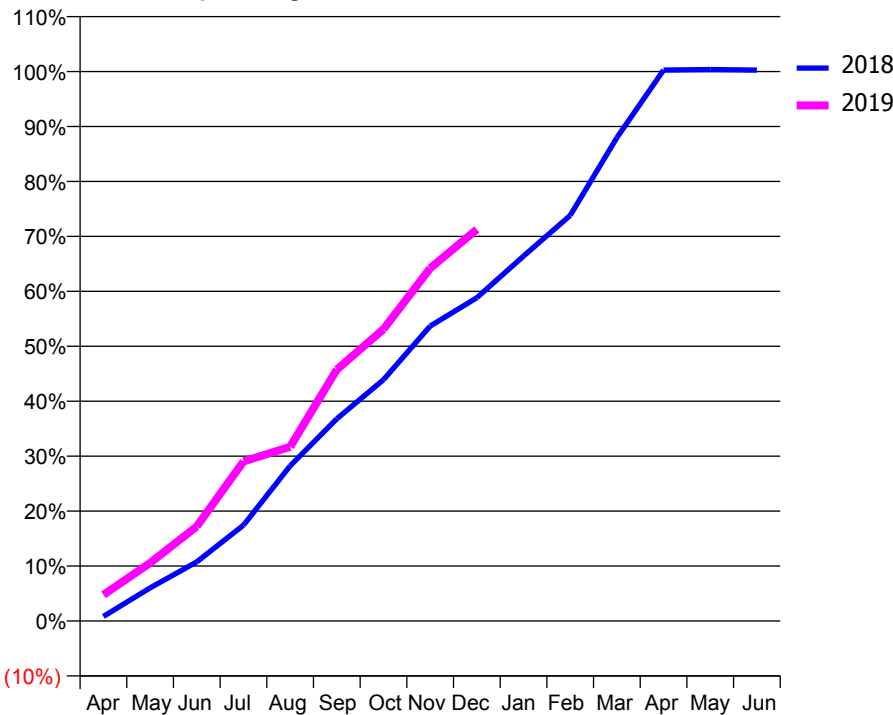
ACCESS*

Patients seen in 24 months	Total	Change since previous quarter
Quarter ending December 2017	806	
Quarter ending March 2018	850	↑
Quarter ending June 2018	861	→
Quarter ending September 2018	858	→
Quarter ending December 2018	861	→
Variance since December 2017	6.8%	↑



ACTIVITY

Cumulative percentage of contracted UDA delivered 2018 & 2019



Month	Adjusted Scheduled Activity (UDA)	
	2018	2019
April	25	144
May	181	318
June	323	518
July	524	873
August	849	953
September	1,107	1,377
October	1,321	1,598
November	1,614	1,931
December	1,770	2,144
January	1,997	
February	2,220	
March	2,646	
April	3,016	
May	3,019	
June	3,016	

QUALITY

	Quantity	Base Number	Contract	AT	Region	England
% of FP17s for the same patient ID Re-attending within 3 months - Children	13	139	9.4%	11.5%	11.3%	11.8%
% of FP17s for the same patient ID Re-attending within 3 months - Adults	77	758	10.2%	14.8%	15.3%	15.6%
% of FP17s for the same patient ID Re-attending between 3 & 9 months - Children	72	139	51.8%	58.3%	61.1%	58.8%
% of FP17s for the same patient ID Re-attending between 3 & 9 months - Adults	474	758	62.5%	49.3%	52.4%	51.0%
% of FP17s for Band 1 Urgent Courses	49	815	6.0%	9.7%	9.5%	9.0%
% of FP17s Relating to Free Repair or Replacements	1	815	0.1%	0.7%	0.7%	0.8%
% of FP17s Relating to Continuations	6	815	0.7%	0.6%	0.8%	0.9%
% of Patients satisfied with the dentistry they have received	0	1	N/A	94.1%	93.1%	93.2%
% of Patients satisfied with the time they had to wait for an appointment	1	1	N/A	87.3%	87.8%	88.3%

* This is based on patients treated on this contract for their most recent course of treatment. Figures in italics indicate the base number of FP17s or Patient Questionnaire responses are less than 100. N/A is shown where the base number of responses is less than 10 during the period. % is calculated as Quantity/Base number*100

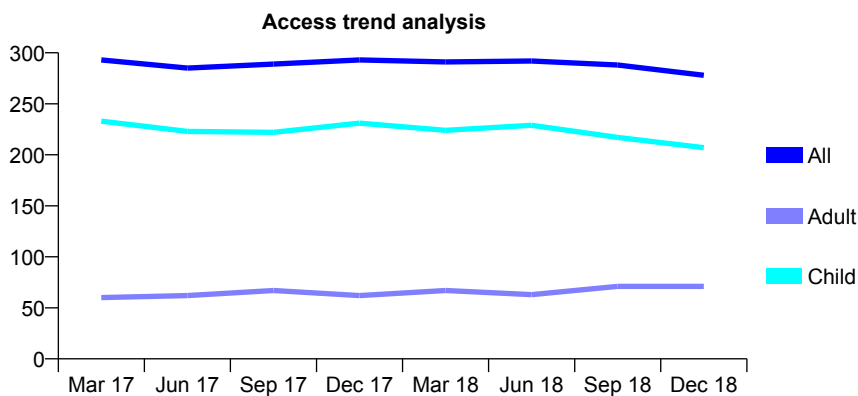
Q69 - Vital Signs At a Glance Contract Report for 725773/0001 - December 2018

Name or company name	MR MC MARTIN
Contract type name	GDS Contract
Purpose of contract	General
Contract start date	01/04/2006
Contract end date	

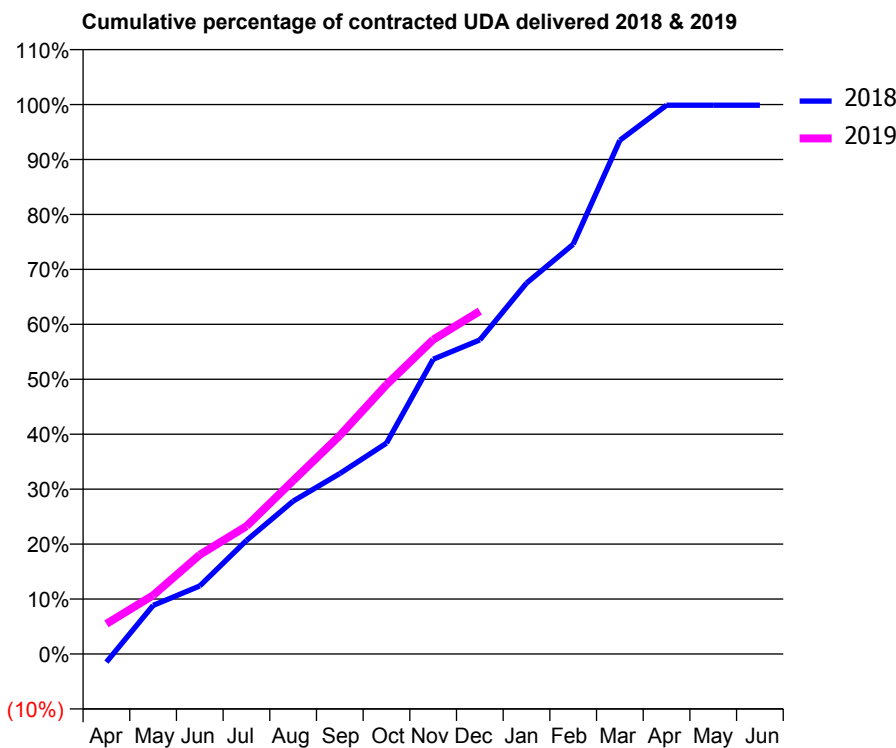
18/19 Contracted general activity (UDA)	600
Carry forward general activity (UDA)	0
18/19 Contracted orthodontic activity (UOA)	0
Carry forward orthodontic activity (UOA)	0
Baseline contract value	£14,595.61

ACCESS*

Patients seen in 24 months	Total	Change since previous quarter
Quarter ending December 2017	293	
Quarter ending March 2018	291	→
Quarter ending June 2018	292	→
Quarter ending September 2018	288	↓
Quarter ending December 2018	278	↓
Variance since December 2017	(5.1%)	↓



ACTIVITY



Month	Adjusted Scheduled Activity (UDA)	
	2018	2019
April	-9	33
May	53	64
June	74	108
July	124	140
August	167	189
September	197	239
October	230	294
November	322	343
December	343	374
January	405	
February	447	
March	561	
April	599	
May	599	
June	599	

QUALITY

	Quantity	Base Number	Contract	AT	Region	England
% of FP17s for the same patient ID Re-attending within 3 months - Children	20	271	7.4%	11.5%	11.3%	11.8%
% of FP17s for the same patient ID Re-attending within 3 months - Adults	5	45	11.1%	14.8%	15.3%	15.6%
% of FP17s for the same patient ID Re-attending between 3 & 9 months - Children	183	271	67.5%	58.3%	61.1%	58.8%
% of FP17s for the same patient ID Re-attending between 3 & 9 months - Adults	27	45	60.0%	49.3%	52.4%	51.0%
% of FP17s for Band 1 Urgent Courses	12	292	4.1%	9.7%	9.5%	9.0%
% of FP17s Relating to Free Repair or Replacements	0	292	0.0%	0.7%	0.7%	0.8%
% of FP17s Relating to Continuations	0	292	0.0%	0.6%	0.8%	0.9%
% of Patients satisfied with the dentistry they have received	0	0	N/A	94.1%	93.1%	93.2%
% of Patients satisfied with the time they had to wait for an appointment	0	0	N/A	87.3%	87.8%	88.3%

* This is based on patients treated on this contract for their most recent course of treatment. Figures in italics indicate the base number of FP17s or Patient Questionnaire responses are less than 100. N/A is shown where the base number of responses is less than 10 during the period. % is calculated as Quantity/Base number*100

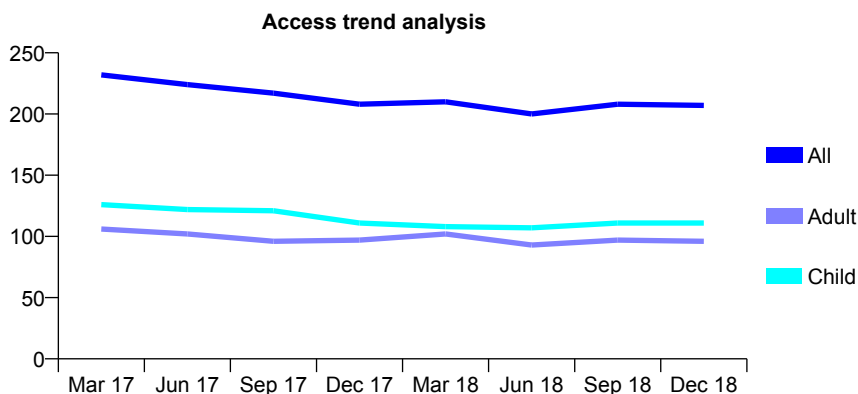
Q69 - Vital Signs At a Glance Contract Report for 732605/0002 - December 2018

Name or company name	MR DW COX
Contract type name	GDS Contract
Purpose of contract	General
Contract start date	01/04/2006
Contract end date	

18/19 Contracted general activity (UDA)	370
Carry forward general activity (UDA)	0
18/19 Contracted orthodontic activity (UOA)	0
Carry forward orthodontic activity (UOA)	0
Baseline contract value	£8,702.74

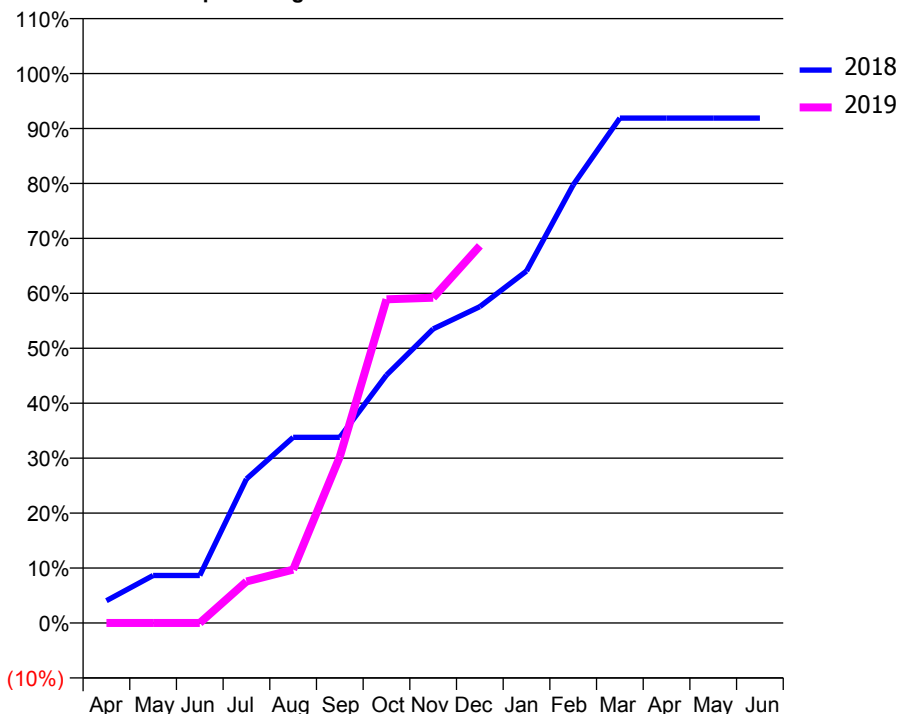
ACCESS*

Patients seen in 24 months	Total	Change since previous quarter
Quarter ending December 2017	208	
Quarter ending March 2018	210	→
Quarter ending June 2018	200	↓
Quarter ending September 2018	208	↑
Quarter ending December 2018	207	→
Variance since December 2017	(0.5%)	→



ACTIVITY

Cumulative percentage of contracted UDA delivered 2018 & 2019



Adjusted Scheduled Activity (UDA)		
Month	2018	2019
April	15	0
May	32	0
June	32	0
July	97	28
August	125	36
September	125	112
October	167	218
November	198	219
December	213	254
January	237	
February	295	
March	340	
April	340	
May	340	
June	340	

QUALITY

	Quantity	Base Number	Contract	AT	Region	England
% of FP17s for the same patient ID Re-attending within 3 months - Children	5	102	4.9%	11.5%	11.3%	11.8%
% of FP17s for the same patient ID Re-attending within 3 months - Adults	2	64	3.1%	14.8%	15.3%	15.6%
% of FP17s for the same patient ID Re-attending between 3 & 9 months - Children	57	102	55.9%	58.3%	61.1%	58.8%
% of FP17s for the same patient ID Re-attending between 3 & 9 months - Adults	34	64	53.1%	49.3%	52.4%	51.0%
% of FP17s for Band 1 Urgent Courses	0	159	0.0%	9.7%	9.5%	9.0%
% of FP17s Relating to Free Repair or Replacements	0	159	0.0%	0.7%	0.7%	0.8%
% of FP17s Relating to Continuations	0	159	0.0%	0.6%	0.8%	0.9%
% of Patients satisfied with the dentistry they have received	0	0	N/A	94.1%	93.1%	93.2%
% of Patients satisfied with the time they had to wait for an appointment	0	0	N/A	87.3%	87.8%	88.3%

* This is based on patients treated on this contract for their most recent course of treatment. Figures in italics indicate the base number of FP17s or Patient Questionnaire responses are less than 100. N/A is shown where the base number of responses is less than 10 during the period. % is calculated as Quantity/Base number*100

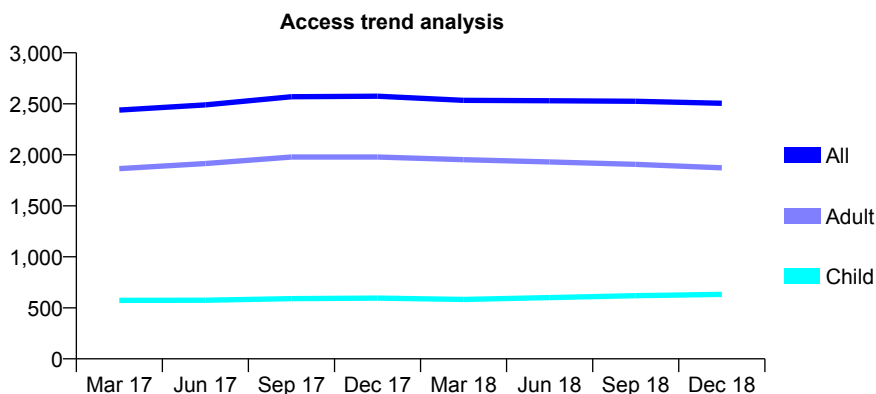
Q69 - Vital Signs At a Glance Contract Report for 736686/0002 - December 2018

Name or company name	MR DA DUFFY
Contract type name	GDS Contract
Purpose of contract	General
Contract start date	01/04/2006
Contract end date	

18/19 Contracted general activity (UDA)	6,186
Carry forward general activity (UDA)	0
18/19 Contracted orthodontic activity (UOA)	0
Carry forward orthodontic activity (UOA)	0
Baseline contract value	£165,788.70

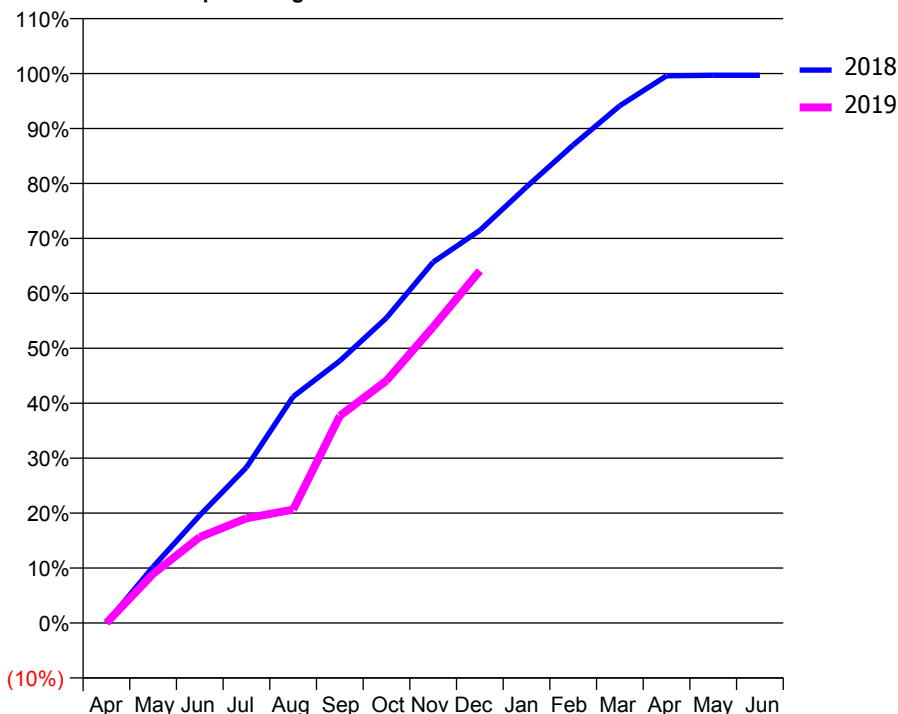
ACCESS*

Patients seen in 24 months	Total	Change since previous quarter
Quarter ending December 2017	2,575	
Quarter ending March 2018	2,534	↓
Quarter ending June 2018	2,530	→
Quarter ending September 2018	2,525	→
Quarter ending December 2018	2,505	→
Variance since December 2017	(2.7%)	↓



ACTIVITY

Cumulative percentage of contracted UDA delivered 2018 & 2019



Month	Adjusted Scheduled Activity (UDA)	
	2018	2019
April	0	0
May	633	553
June	1,213	967
July	1,753	1,179
August	2,548	1,277
September	2,951	2,333
October	3,436	2,728
November	4,063	3,334
December	4,420	3,966
January	4,910	
February	5,381	
March	5,824	
April	6,160	
May	6,166	
June	6,166	

QUALITY

	Quantity	Base Number	Contract	AT	Region	England
% of FP17s for the same patient ID Re-attending within 3 months - Children	21	602	3.5%	11.5%	11.3%	11.8%
% of FP17s for the same patient ID Re-attending within 3 months - Adults	177	1,869	9.5%	14.8%	15.3%	15.6%
% of FP17s for the same patient ID Re-attending between 3 & 9 months - Children	285	602	47.3%	58.3%	61.1%	58.8%
% of FP17s for the same patient ID Re-attending between 3 & 9 months - Adults	1,127	1,869	60.3%	49.3%	52.4%	51.0%
% of FP17s for Band 1 Urgent Courses	194	2,286	8.5%	9.7%	9.5%	9.0%
% of FP17s Relating to Free Repair or Replacements	3	2,286	0.1%	0.7%	0.7%	0.8%
% of FP17s Relating to Continuations	1	2,286	0.0%	0.6%	0.8%	0.9%
% of Patients satisfied with the dentistry they have received	0	0	N/A	94.1%	93.1%	93.2%
% of Patients satisfied with the time they had to wait for an appointment	0	0	N/A	87.3%	87.8%	88.3%

* This is based on patients treated on this contract for their most recent course of treatment. Figures in italics indicate the base number of FP17s or Patient Questionnaire responses are less than 100. N/A is shown where the base number of responses is less than 10 during the period. % is calculated as Quantity/Base number*100

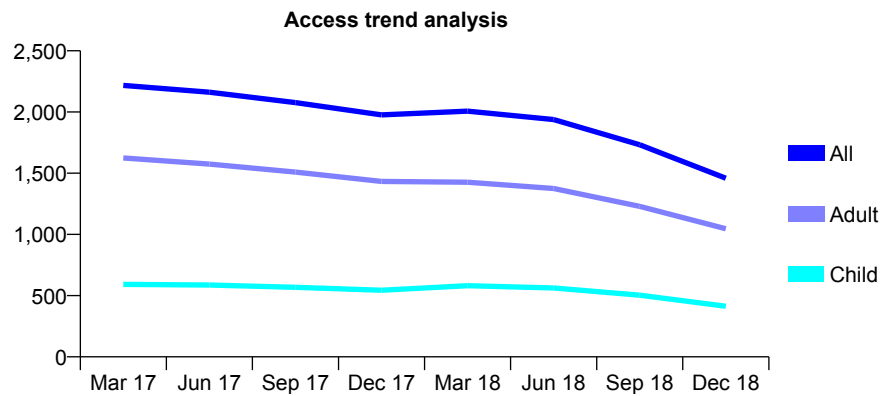
Q69 - Vital Signs At a Glance Contract Report for 737356/0001 - December 2018

Name or company name	MISS MJ HARDMAN
Contract type name	GDS Contract
Purpose of contract	General
Contract start date	01/04/2006
Contract end date	31/08/2018

18/19 Contracted general activity (UDA)	2,705
Carry forward general activity (UDA)	0
18/19 Contracted orthodontic activity (UOA)	0
Carry forward orthodontic activity (UOA)	0
Baseline contract value	£65,671.75

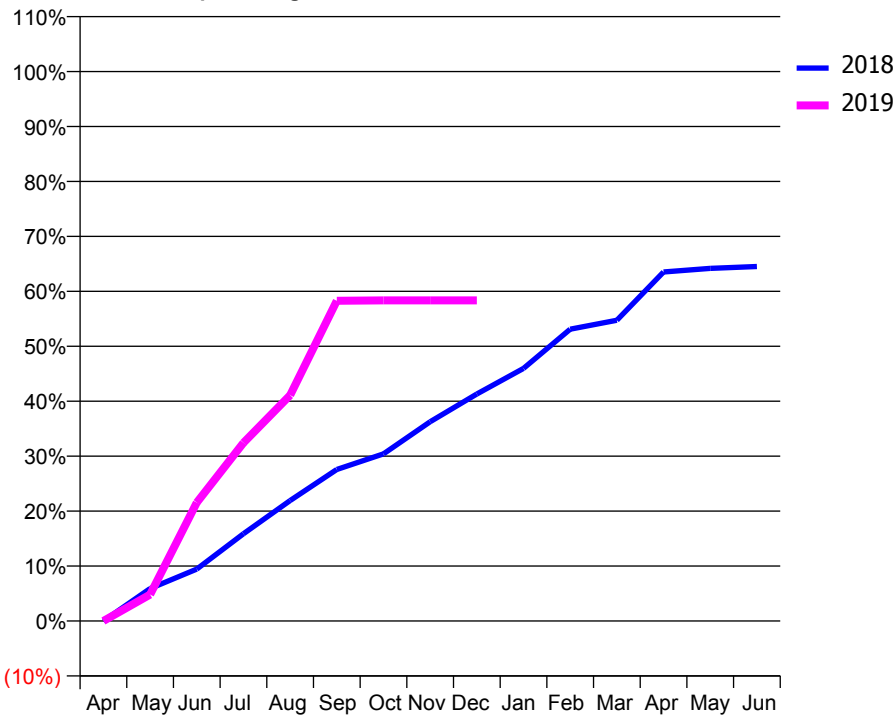
ACCESS*

Patients seen in 24 months	Total	Change since previous quarter
Quarter ending December 2017	1,977	
Quarter ending March 2018	2,007	→
Quarter ending June 2018	1,938	↓
Quarter ending September 2018	1,733	↓
Quarter ending December 2018	1,459	↓
Variance since December 2017	(26.2%)	↓



ACTIVITY

Cumulative percentage of contracted UDA delivered 2018 & 2019



Month	Adjusted Scheduled Activity (UDA)	
	2018	2019
April	0	0
May	384	130
June	614	583
July	1,031	877
August	1,424	1,111
September	1,791	1,576
October	1,975	1,578
November	2,355	1,578
December	2,683	1,578
January	2,986	
February	3,449	
March	3,553	
April	4,124	
May	4,167	
June	4,189	

QUALITY

	Quantity	Base Number	Contract	AT	Region	England
% of FP17s for the same patient ID Re-attending within 3 months - Children	13	477	2.7%	11.5%	11.3%	11.8%
% of FP17s for the same patient ID Re-attending within 3 months - Adults	49	761	6.4%	14.8%	15.3%	15.6%
% of FP17s for the same patient ID Re-attending between 3 & 9 months - Children	301	477	63.1%	58.3%	61.1%	58.8%
% of FP17s for the same patient ID Re-attending between 3 & 9 months - Adults	454	761	59.7%	49.3%	52.4%	51.0%
% of FP17s for Band 1 Urgent Courses	21	864	2.4%	9.7%	9.5%	9.0%
% of FP17s Relating to Free Repair or Replacements	5	864	0.6%	0.7%	0.7%	0.8%
% of FP17s Relating to Continuations	1	864	0.1%	0.6%	0.8%	0.9%
% of Patients satisfied with the dentistry they have received	0	0	N/A	94.1%	93.1%	93.2%
% of Patients satisfied with the time they had to wait for an appointment	0	0	N/A	87.3%	87.8%	88.3%

* This is based on patients treated on this contract for their most recent course of treatment. Figures in italics indicate the base number of FP17s or Patient Questionnaire responses are less than 100. N/A is shown where the base number of responses is less than 10 during the period. % is calculated as Quantity/Base number*100

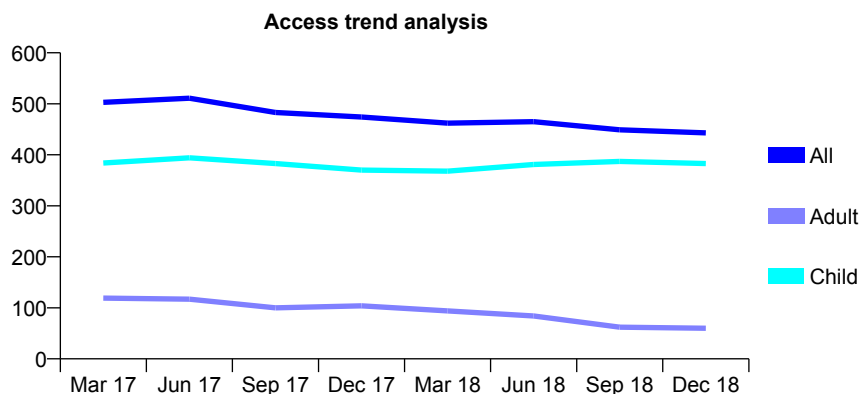
Q69 - Vital Signs At a Glance Contract Report for 740616/0001 - December 2018

Name or company name	MR R PARMAR
Contract type name	GDS Contract
Purpose of contract	General
Contract start date	01/04/2006
Contract end date	

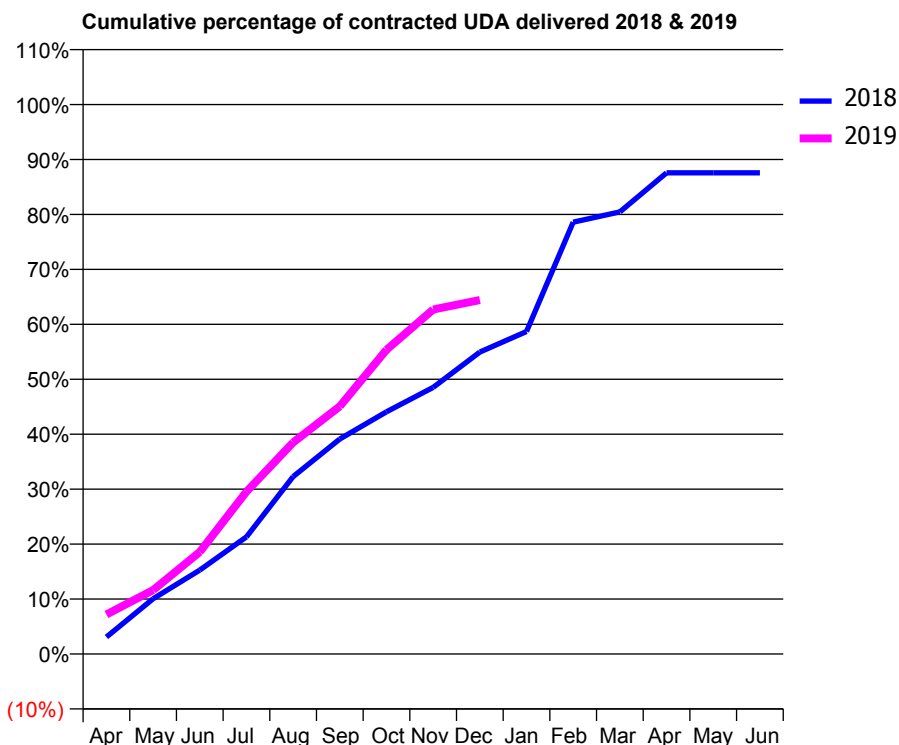
18/19 Contracted general activity (UDA)	750
Carry forward general activity (UDA)	0
18/19 Contracted orthodontic activity (UOA)	0
Carry forward orthodontic activity (UOA)	0
Baseline contract value	£16,888.43

ACCESS*

Patients seen in 24 months	Total	Change since previous quarter
Quarter ending December 2017	474	
Quarter ending March 2018	462	↓
Quarter ending June 2018	465	→
Quarter ending September 2018	449	↓
Quarter ending December 2018	443	↓
Variance since December 2017	(6.5%)	↓



ACTIVITY



Month	Adjusted Scheduled Activity (UDA)	
	2018	2019
April	23	54
May	75	87
June	115	139
July	160	222
August	242	289
September	293	338
October	331	415
November	364	470
December	412	483
January	440	
February	589	
March	603	
April	657	
May	657	
June	657	

QUALITY

	Quantity	Base Number	Contract	AT	Region	England
% of FP17s for the same patient ID Re-attending within 3 months - Children	18	420	4.3%	11.5%	11.3%	11.8%
% of FP17s for the same patient ID Re-attending within 3 months - Adults	3	21	14.3%	14.8%	15.3%	15.6%
% of FP17s for the same patient ID Re-attending between 3 & 9 months - Children	253	420	60.2%	58.3%	61.1%	58.8%
% of FP17s for the same patient ID Re-attending between 3 & 9 months - Adults	8	21	38.1%	49.3%	52.4%	51.0%
% of FP17s for Band 1 Urgent Courses	6	396	1.5%	9.7%	9.5%	9.0%
% of FP17s Relating to Free Repair or Replacements	0	396	0.0%	0.7%	0.7%	0.8%
% of FP17s Relating to Continuations	2	396	0.5%	0.6%	0.8%	0.9%
% of Patients satisfied with the dentistry they have received	0	0	N/A	94.1%	93.1%	93.2%
% of Patients satisfied with the time they had to wait for an appointment	0	0	N/A	87.3%	87.8%	88.3%

* This is based on patients treated on this contract for their most recent course of treatment. Figures in italics indicate the base number of FP17s or Patient Questionnaire responses are less than 100. N/A is shown where the base number of responses is less than 10 during the period. % is calculated as Quantity/Base number*100

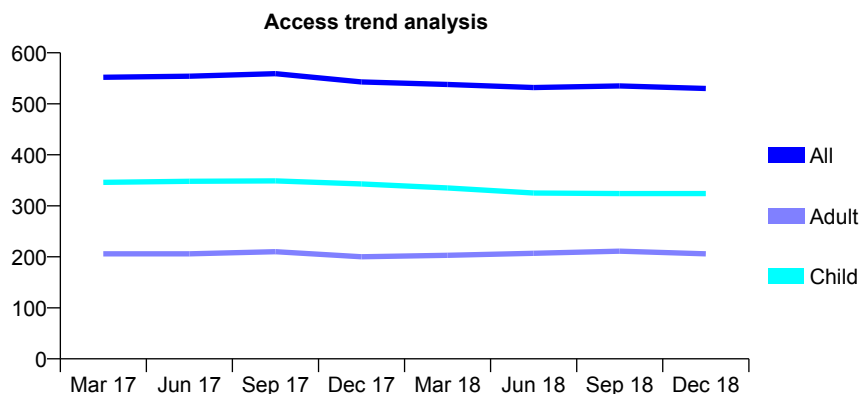
Q69 - Vital Signs At a Glance Contract Report for 741523/0001 - December 2018

Name or company name	MR JE MILLER
Contract type name	GDS Contract
Purpose of contract	General
Contract start date	01/07/2007
Contract end date	

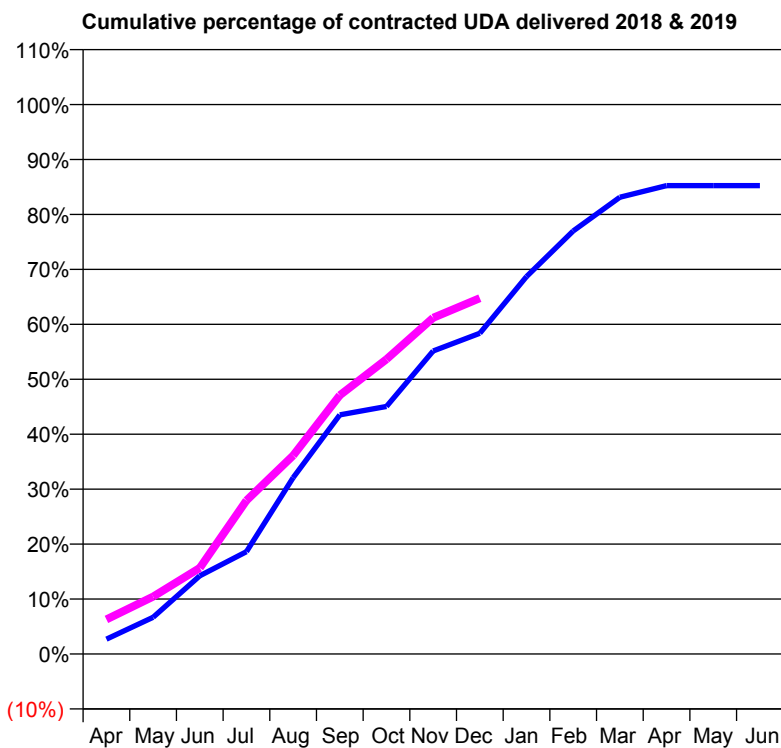
18/19 Contracted general activity (UDA)	750
Carry forward general activity (UDA)	0
18/19 Contracted orthodontic activity (UOA)	0
Carry forward orthodontic activity (UOA)	0
Baseline contract value	£18,238.10

ACCESS*

Patients seen in 24 months	Total	Change since previous quarter
Quarter ending December 2017	543	
Quarter ending March 2018	538	→
Quarter ending June 2018	532	↓
Quarter ending September 2018	535	→
Quarter ending December 2018	530	→
Variance since December 2017	(2.4%)	↓



ACTIVITY



Adjusted Scheduled Activity (UDA)		
Month	2018	2019
April	23	47
May	57	78
June	121	117
July	158	210
August	273	271
September	370	353
October	383	402
November	469	459
December	496	486
January	584	
February	654	
March	707	
April	725	
May	725	
June	725	

QUALITY

	Quantity	Base Number	Contract	AT	Region	England
% of FP17s for the same patient ID Re-attending within 3 months - Children	5	271	1.8%	11.5%	11.3%	11.8%
% of FP17s for the same patient ID Re-attending within 3 months - Adults	3	133	2.3%	14.8%	15.3%	15.6%
% of FP17s for the same patient ID Re-attending between 3 & 9 months - Children	127	271	46.9%	58.3%	61.1%	58.8%
% of FP17s for the same patient ID Re-attending between 3 & 9 months - Adults	55	133	41.4%	49.3%	52.4%	51.0%
% of FP17s for Band 1 Urgent Courses	18	389	4.6%	9.7%	9.5%	9.0%
% of FP17s Relating to Free Repair or Replacements	0	389	0.0%	0.7%	0.7%	0.8%
% of FP17s Relating to Continuations	0	389	0.0%	0.6%	0.8%	0.9%
% of Patients satisfied with the dentistry they have received	0	0	N/A	94.1%	93.1%	93.2%
% of Patients satisfied with the time they had to wait for an appointment	0	0	N/A	87.3%	87.8%	88.3%

* This is based on patients treated on this contract for their most recent course of treatment. Figures in italics indicate the base number of FP17s or Patient Questionnaire responses are less than 100. N/A is shown where the base number of responses is less than 10 during the period. % is calculated as Quantity/Base number*100

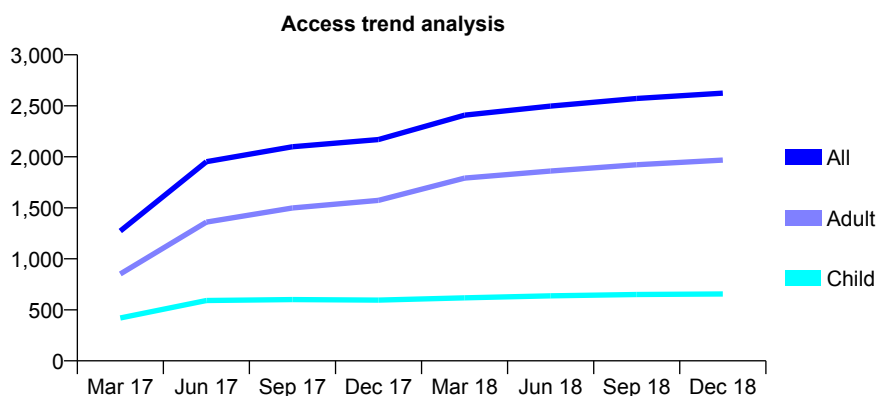
Q69 - Vital Signs At a Glance Contract Report for 746762/0001 - December 2018

Name or company name	MR S BHATIA
Contract type name	GDS Contract
Purpose of contract	General
Contract start date	01/04/2006
Contract end date	

18/19 Contracted general activity (UDA)	7,056
Carry forward general activity (UDA)	0
18/19 Contracted orthodontic activity (UOA)	0
Carry forward orthodontic activity (UOA)	0
Baseline contract value	£180,054.94

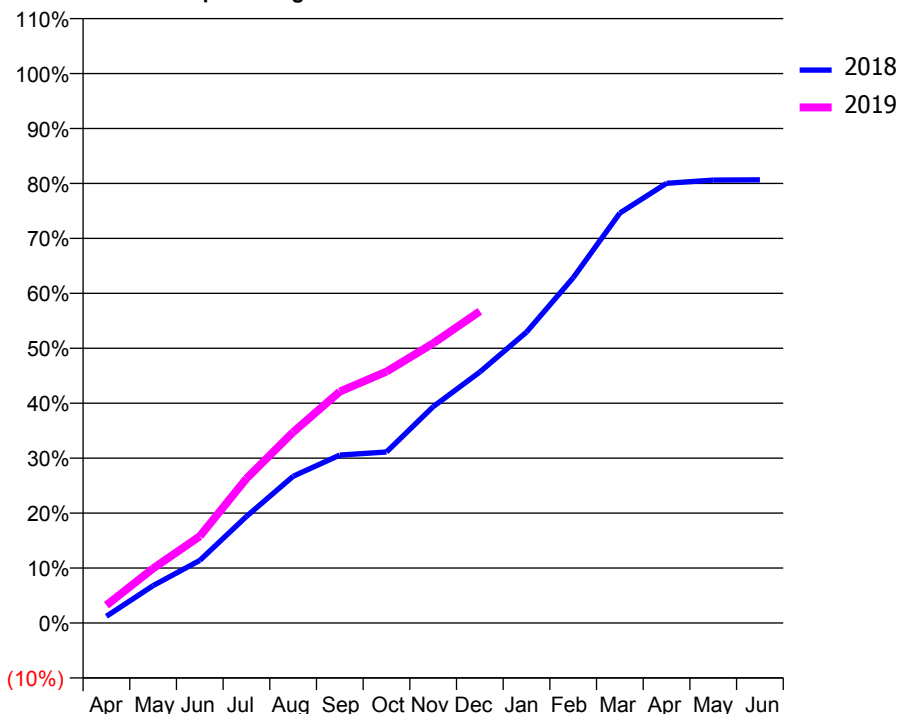
ACCESS*

Patients seen in 24 months	Total	Change since previous quarter
Quarter ending December 2017	2,169	
Quarter ending March 2018	2,409	↑
Quarter ending June 2018	2,498	↑
Quarter ending September 2018	2,572	↑
Quarter ending December 2018	2,624	↑
Variance since December 2017	21.0%	↑



ACTIVITY

Cumulative percentage of contracted UDA delivered 2018 & 2019



Month	Adjusted Scheduled Activity (UDA)	
	2018	2019
April	87	228
May	481	702
June	805	1,115
July	1,370	1,856
August	1,884	2,451
September	2,156	2,971
October	2,195	3,228
November	2,778	3,591
December	3,224	4,002
January	3,735	
February	4,435	
March	5,264	
April	5,646	
May	5,688	
June	5,691	

QUALITY

	Quantity	Base Number	Contract	AT	Region	England
% of FP17s for the same patient ID Re-attending within 3 months - Children	45	606	7.4%	11.5%	11.3%	11.8%
% of FP17s for the same patient ID Re-attending within 3 months - Adults	285	1,759	16.2%	14.8%	15.3%	15.6%
% of FP17s for the same patient ID Re-attending between 3 & 9 months - Children	327	606	54.0%	58.3%	61.1%	58.8%
% of FP17s for the same patient ID Re-attending between 3 & 9 months - Adults	934	1,759	53.1%	49.3%	52.4%	51.0%
% of FP17s for Band 1 Urgent Courses	143	2,145	6.7%	9.7%	9.5%	9.0%
% of FP17s Relating to Free Repair or Replacements	27	2,145	1.3%	0.7%	0.7%	0.8%
% of FP17s Relating to Continuations	4	2,145	0.2%	0.6%	0.8%	0.9%
% of Patients satisfied with the dentistry they have received	2	2	N/A	94.1%	93.1%	93.2%
% of Patients satisfied with the time they had to wait for an appointment	2	2	N/A	87.3%	87.8%	88.3%

* This is based on patients treated on this contract for their most recent course of treatment. Figures in italics indicate the base number of FP17s or Patient Questionnaire responses are less than 100. N/A is shown where the base number of responses is less than 10 during the period. % is calculated as Quantity/Base number*100

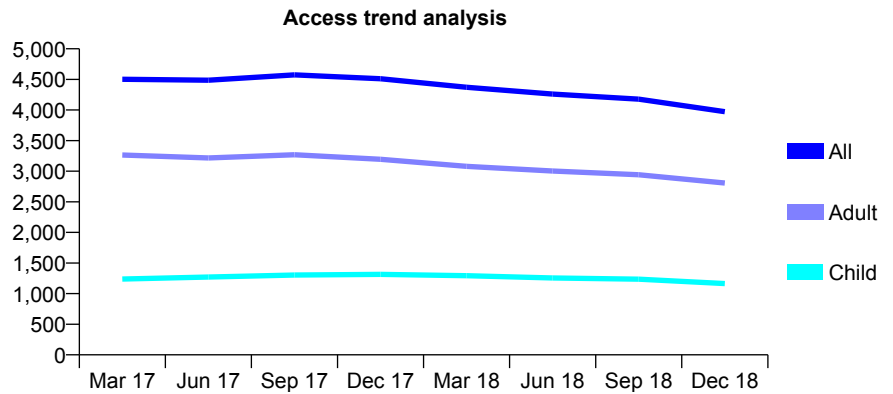
Q69 - Vital Signs At a Glance Contract Report for 746762/0002 - December 2018

Name or company name	MR S BHATIA
Contract type name	GDS Contract
Purpose of contract	General
Contract start date	01/04/2006
Contract end date	

18/19 Contracted general activity (UDA)	8,311
Carry forward general activity (UDA)	0
18/19 Contracted orthodontic activity (UOA)	0
Carry forward orthodontic activity (UOA)	0
Baseline contract value	£220,180.67

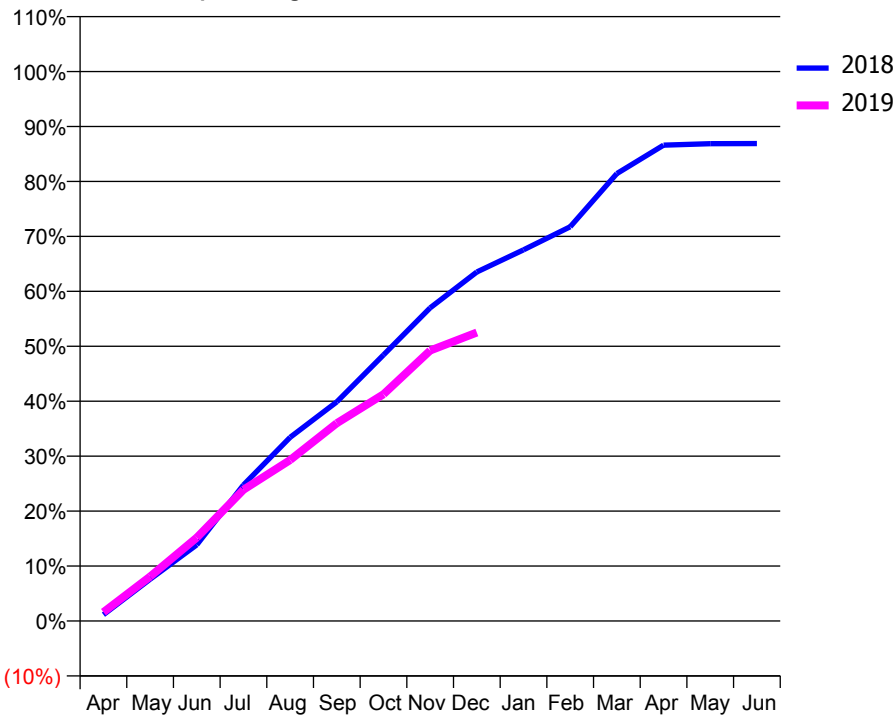
ACCESS*

Patients seen in 24 months	Total	Change since previous quarter
Quarter ending December 2017	4,510	
Quarter ending March 2018	4,372	↓
Quarter ending June 2018	4,260	↓
Quarter ending September 2018	4,178	↓
Quarter ending December 2018	3,972	↓
Variance since December 2017	(11.9%)	↓



ACTIVITY

Cumulative percentage of contracted UDA delivered 2018 & 2019



Month	Adjusted Scheduled Activity (UDA)	
	2018	2019
April	96	135
May	632	673
June	1,153	1,261
July	2,058	1,985
August	2,779	2,435
September	3,316	2,993
October	4,024	3,430
November	4,736	4,092
December	5,278	4,362
January	5,615	
February	5,963	
March	6,767	
April	7,198	
May	7,219	
June	7,221	

QUALITY

	Quantity	Base Number	Contract	AT	Region	England
% of FP17s for the same patient ID Re-attending within 3 months - Children	62	919	6.7%	11.5%	11.3%	11.8%
% of FP17s for the same patient ID Re-attending within 3 months - Adults	173	1,991	8.7%	14.8%	15.3%	15.6%
% of FP17s for the same patient ID Re-attending between 3 & 9 months - Children	439	919	47.8%	58.3%	61.1%	58.8%
% of FP17s for the same patient ID Re-attending between 3 & 9 months - Adults	613	1,991	30.8%	49.3%	52.4%	51.0%
% of FP17s for Band 1 Urgent Courses	199	2,663	7.5%	9.7%	9.5%	9.0%
% of FP17s Relating to Free Repair or Replacements	18	2,663	0.7%	0.7%	0.7%	0.8%
% of FP17s Relating to Continuations	7	2,663	0.3%	0.6%	0.8%	0.9%
% of Patients satisfied with the dentistry they have received	1	1	N/A	94.1%	93.1%	93.2%
% of Patients satisfied with the time they had to wait for an appointment	1	1	N/A	87.3%	87.8%	88.3%

* This is based on patients treated on this contract for their most recent course of treatment. Figures in italics indicate the base number of FP17s or Patient Questionnaire responses are less than 100. N/A is shown where the base number of responses is less than 10 during the period. % is calculated as Quantity/Base number*100

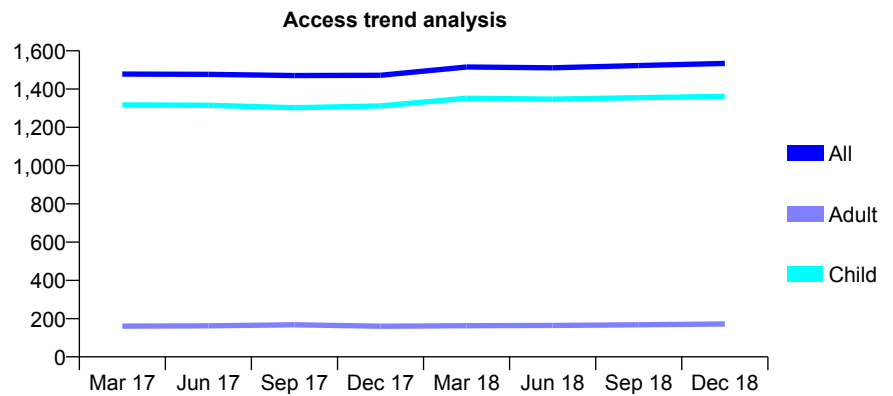
Q69 - Vital Signs At a Glance Contract Report for 749664/0001 - December 2018

Name or company name	MISS BB KANAS
Contract type name	GDS Contract
Purpose of contract	General
Contract start date	01/04/2006
Contract end date	

18/19 Contracted general activity (UDA)	2,650
Carry forward general activity (UDA)	0
18/19 Contracted orthodontic activity (UOA)	0
Carry forward orthodontic activity (UOA)	0
Baseline contract value	£64,435.82

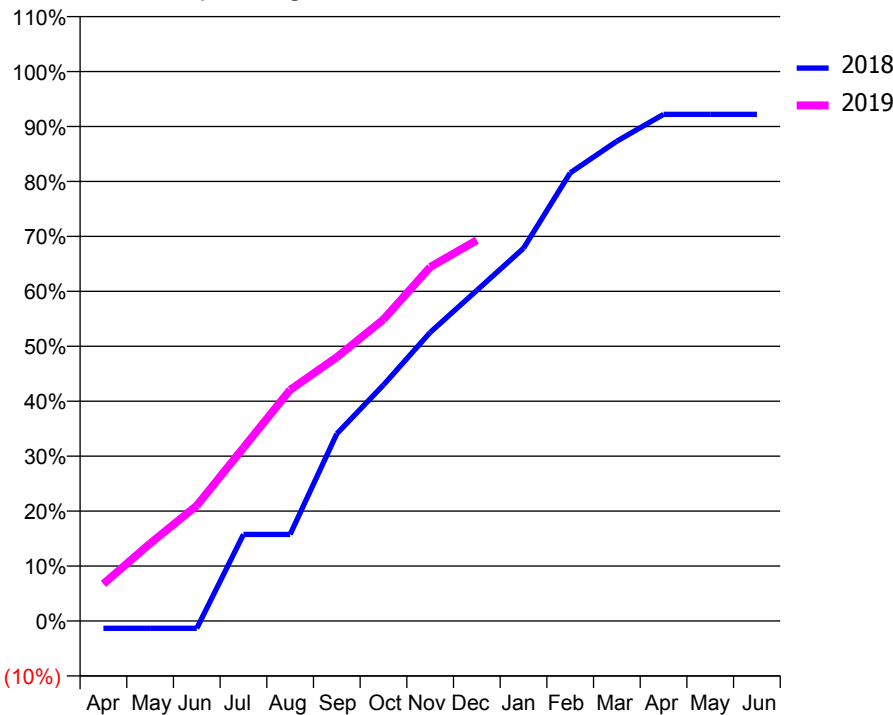
ACCESS*

Patients seen in 24 months	Total	Change since previous quarter
Quarter ending December 2017	1,472	
Quarter ending March 2018	1,515	↑
Quarter ending June 2018	1,511	→
Quarter ending September 2018	1,523	→
Quarter ending December 2018	1,534	→
Variance since December 2017	4.2%	↑



ACTIVITY

Cumulative percentage of contracted UDA delivered 2018 & 2019



Month	Adjusted Scheduled Activity (UDA)	
	2018	2019
April	-36	179
May	-36	374
June	-36	556
July	417	835
August	417	1,115
September	903	1,272
October	1,139	1,455
November	1,392	1,707
December	1,595	1,836
January	1,798	
February	2,161	
March	2,314	
April	2,444	
May	2,444	
June	2,444	

QUALITY

	Quantity	Base Number	Contract	AT	Region	England
% of FP17s for the same patient ID Re-attending within 3 months - Children	115	1,438	8.0%	11.5%	11.3%	11.8%
% of FP17s for the same patient ID Re-attending within 3 months - Adults	1	46	2.2%	14.8%	15.3%	15.6%
% of FP17s for the same patient ID Re-attending between 3 & 9 months - Children	820	1,438	57.0%	58.3%	61.1%	58.8%
% of FP17s for the same patient ID Re-attending between 3 & 9 months - Adults	29	46	63.0%	49.3%	52.4%	51.0%
% of FP17s for Band 1 Urgent Courses	71	1,405	5.1%	9.7%	9.5%	9.0%
% of FP17s Relating to Free Repair or Replacements	0	1,405	0.0%	0.7%	0.7%	0.8%
% of FP17s Relating to Continuations	0	1,405	0.0%	0.6%	0.8%	0.9%
% of Patients satisfied with the dentistry they have received	2	2	N/A	94.1%	93.1%	93.2%
% of Patients satisfied with the time they had to wait for an appointment	2	2	N/A	87.3%	87.8%	88.3%

* This is based on patients treated on this contract for their most recent course of treatment. Figures in italics indicate the base number of FP17s or Patient Questionnaire responses are less than 100. N/A is shown where the base number of responses is less than 10 during the period. % is calculated as Quantity/Base number*100

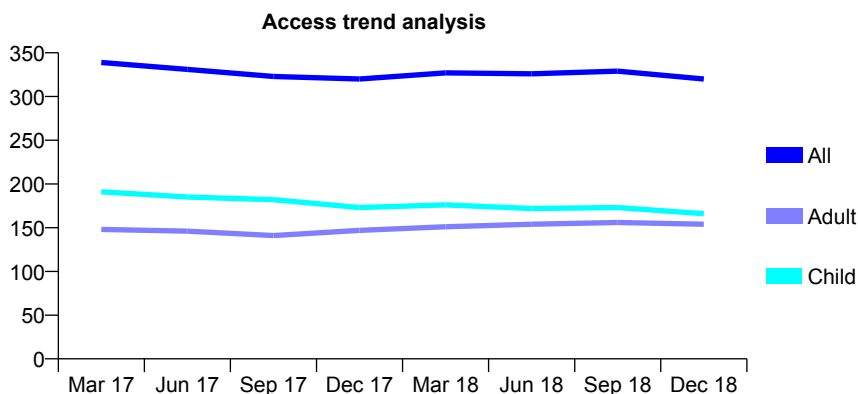
Q69 - Vital Signs At a Glance Contract Report for 754730/0001 - December 2018

Name or company name	MR D SCHOFIELD
Contract type name	GDS Contract
Purpose of contract	General
Contract start date	01/04/2006
Contract end date	

18/19 Contracted general activity (UDA)	645
Carry forward general activity (UDA)	0
18/19 Contracted orthodontic activity (UOA)	0
Carry forward orthodontic activity (UOA)	0
Baseline contract value	£14,856.93

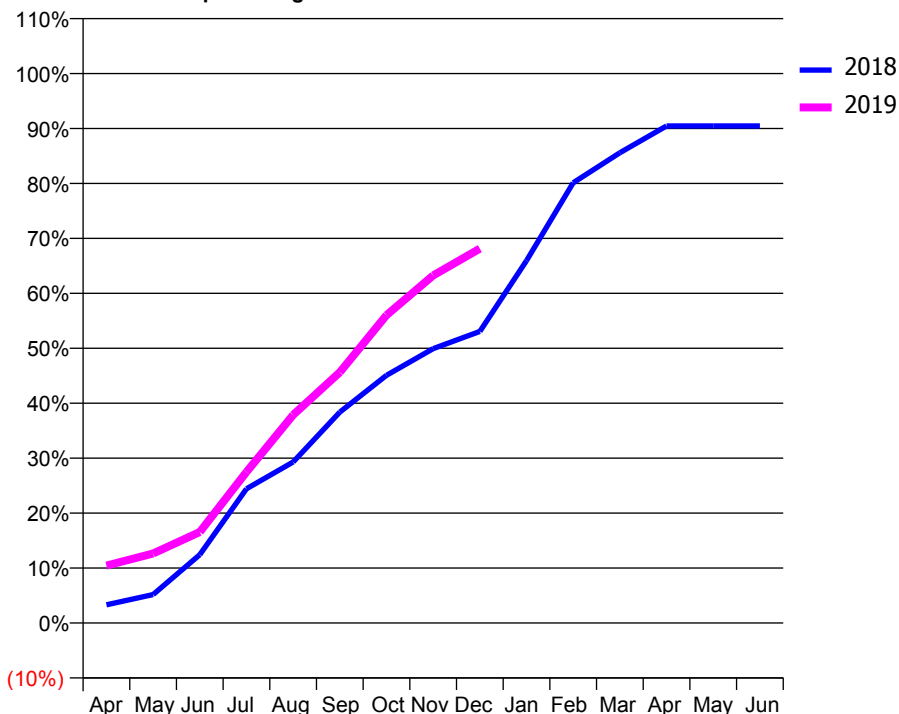
ACCESS*

Patients seen in 24 months	Total	Change since previous quarter
Quarter ending December 2017	320	
Quarter ending March 2018	327	↑
Quarter ending June 2018	326	→
Quarter ending September 2018	329	→
Quarter ending December 2018	320	↓
Variance since December 2017	0.0%	→



ACTIVITY

Cumulative percentage of contracted UDA delivered 2018 & 2019



Month	Adjusted Scheduled Activity (UDA)	
	2018	2019
April	21	67
May	33	82
June	80	107
July	158	177
August	189	244
September	248	294
October	291	361
November	322	408
December	342	439
January	425	
February	517	
March	552	
April	583	
May	583	
June	583	

QUALITY

	Quantity	Base Number	Contract	AT	Region	England
% of FP17s for the same patient ID Re-attending within 3 months - Children	10	243	4.1%	11.5%	11.3%	11.8%
% of FP17s for the same patient ID Re-attending within 3 months - Adults	13	135	9.6%	14.8%	15.3%	15.6%
% of FP17s for the same patient ID Re-attending between 3 & 9 months - Children	165	243	67.9%	58.3%	61.1%	58.8%
% of FP17s for the same patient ID Re-attending between 3 & 9 months - Adults	79	135	58.5%	49.3%	52.4%	51.0%
% of FP17s for Band 1 Urgent Courses	12	351	3.4%	9.7%	9.5%	9.0%
% of FP17s Relating to Free Repair or Replacements	0	351	0.0%	0.7%	0.7%	0.8%
% of FP17s Relating to Continuations	0	351	0.0%	0.6%	0.8%	0.9%
% of Patients satisfied with the dentistry they have received	0	0	N/A	94.1%	93.1%	93.2%
% of Patients satisfied with the time they had to wait for an appointment	0	0	N/A	87.3%	87.8%	88.3%

* This is based on patients treated on this contract for their most recent course of treatment. Figures in italics indicate the base number of FP17s or Patient Questionnaire responses are less than 100. N/A is shown where the base number of responses is less than 10 during the period. % is calculated as Quantity/Base number*100

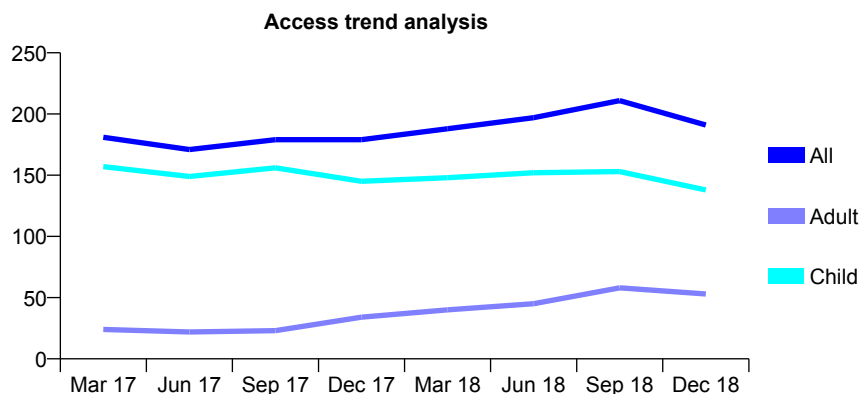
Q69 - Vital Signs At a Glance Contract Report for 762199/0001 - December 2018

Name or company name	MR F MOTTACKI
Contract type name	GDS Contract
Purpose of contract	General
Contract start date	01/04/2006
Contract end date	

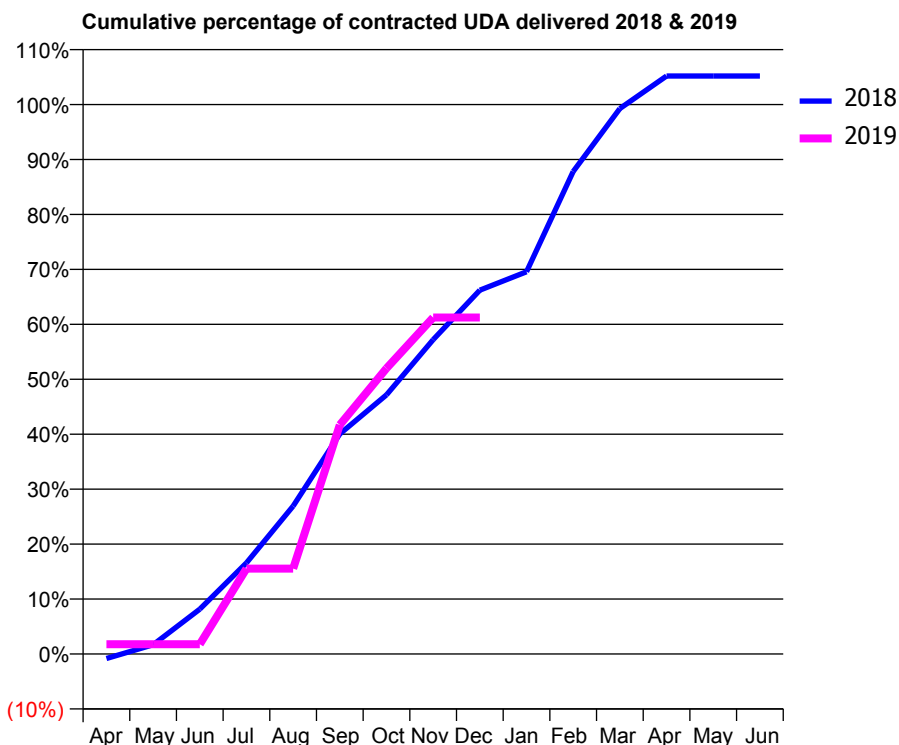
18/19 Contracted general activity (UDA)	390
Carry forward general activity (UDA)	-7
18/19 Contracted orthodontic activity (UOA)	0
Carry forward orthodontic activity (UOA)	0
Baseline contract value	£9,606.57

ACCESS*

Patients seen in 24 months	Total	Change since previous quarter
Quarter ending December 2017	179	
Quarter ending March 2018	188	↑
Quarter ending June 2018	197	↑
Quarter ending September 2018	211	↑
Quarter ending December 2018	191	↓
Variance since December 2017	6.7%	↑



ACTIVITY



Month	Adjusted Scheduled Activity (UDA)	
	2018	2019
April	-3	7
May	6	7
June	29	7
July	59	61
August	96	61
September	143	163
October	169	203
November	205	239
December	237	239
January	249	
February	314	
March	355	
April	377	
May	377	
June	377	

QUALITY

	Quantity	Base Number	Contract	AT	Region	England
% of FP17s for the same patient ID Re-attending within 3 months - Children	3	105	2.9%	11.5%	11.3%	11.8%
% of FP17s for the same patient ID Re-attending within 3 months - Adults	3	36	8.3%	14.8%	15.3%	15.6%
% of FP17s for the same patient ID Re-attending between 3 & 9 months - Children	51	105	48.6%	58.3%	61.1%	58.8%
% of FP17s for the same patient ID Re-attending between 3 & 9 months - Adults	6	36	16.7%	49.3%	52.4%	51.0%
% of FP17s for Band 1 Urgent Courses	4	128	3.1%	9.7%	9.5%	9.0%
% of FP17s Relating to Free Repair or Replacements	0	128	0.0%	0.7%	0.7%	0.8%
% of FP17s Relating to Continuations	1	128	0.8%	0.6%	0.8%	0.9%
% of Patients satisfied with the dentistry they have received	0	0	N/A	94.1%	93.1%	93.2%
% of Patients satisfied with the time they had to wait for an appointment	0	0	N/A	87.3%	87.8%	88.3%

* This is based on patients treated on this contract for their most recent course of treatment. Figures in italics indicate the base number of FP17s or Patient Questionnaire responses are less than 100. N/A is shown where the base number of responses is less than 10 during the period. % is calculated as Quantity/Base number*100

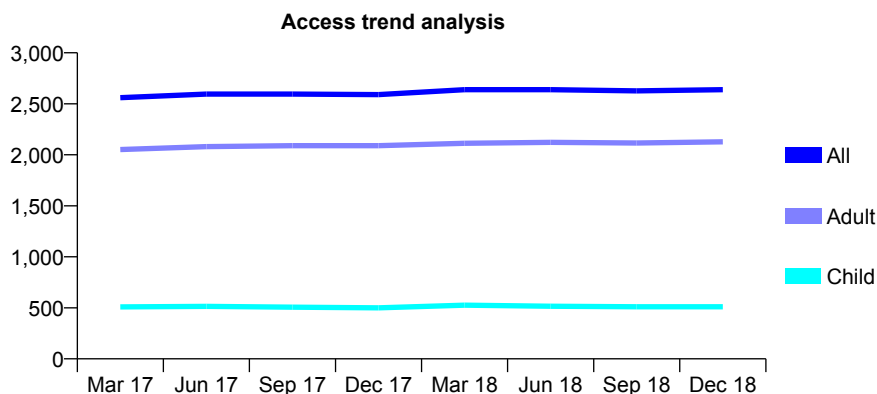
Q69 - Vital Signs At a Glance Contract Report for 762717/0001 - December 2018

Name or company name	MR R PATEL
Contract type name	GDS Contract
Purpose of contract	General
Contract start date	01/04/2007
Contract end date	

18/19 Contracted general activity (UDA)	7,599
Carry forward general activity (UDA)	109
18/19 Contracted orthodontic activity (UOA)	0
Carry forward orthodontic activity (UOA)	0
Baseline contract value	£170,241.59

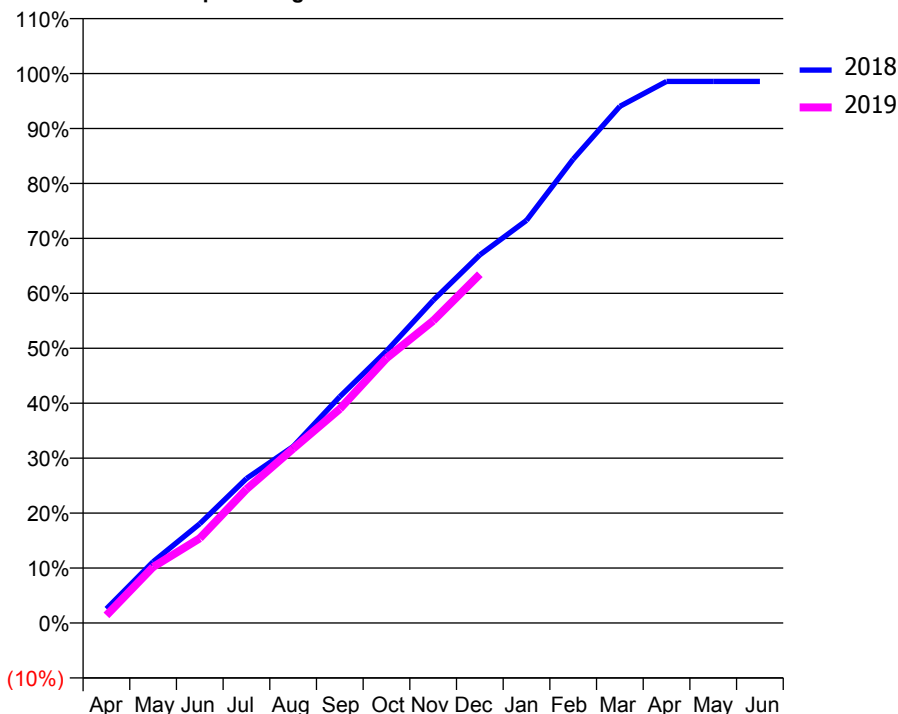
ACCESS*

Patients seen in 24 months	Total	Change since previous quarter
Quarter ending December 2017	2,590	
Quarter ending March 2018	2,639	→
Quarter ending June 2018	2,638	→
Quarter ending September 2018	2,627	→
Quarter ending December 2018	2,638	→
Variance since December 2017	1.9%	→



ACTIVITY

Cumulative percentage of contracted UDA delivered 2018 & 2019



Month	Adjusted Scheduled Activity (UDA)	
	2018	2019
April	196	107
May	848	775
June	1,373	1,171
July	1,997	1,850
August	2,441	2,410
September	3,131	2,961
October	3,761	3,661
November	4,461	4,179
December	5,091	4,823
January	5,568	
February	6,415	
March	7,144	
April	7,490	
May	7,490	
June	7,490	

QUALITY

	Quantity	Base Number	Contract	AT	Region	England
% of FP17s for the same patient ID Re-attending within 3 months - Children	33	573	5.8%	11.5%	11.3%	11.8%
% of FP17s for the same patient ID Re-attending within 3 months - Adults	329	2,528	13.0%	14.8%	15.3%	15.6%
% of FP17s for the same patient ID Re-attending between 3 & 9 months - Children	366	573	63.9%	58.3%	61.1%	58.8%
% of FP17s for the same patient ID Re-attending between 3 & 9 months - Adults	1,660	2,528	65.7%	49.3%	52.4%	51.0%
% of FP17s for Band 1 Urgent Courses	177	2,970	6.0%	9.7%	9.5%	9.0%
% of FP17s Relating to Free Repair or Replacements	60	2,970	2.0%	0.7%	0.7%	0.8%
% of FP17s Relating to Continuations	27	2,970	0.9%	0.6%	0.8%	0.9%
% of Patients satisfied with the dentistry they have received	4	4	N/A	94.1%	93.1%	93.2%
% of Patients satisfied with the time they had to wait for an appointment	4	4	N/A	87.3%	87.8%	88.3%

* This is based on patients treated on this contract for their most recent course of treatment. Figures in italics indicate the base number of FP17s or Patient Questionnaire responses are less than 100. N/A is shown where the base number of responses is less than 10 during the period. % is calculated as Quantity/Base number*100

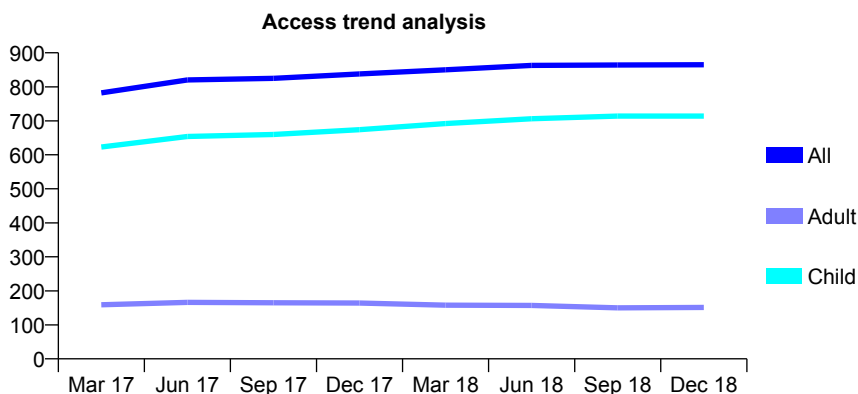
Q69 - Vital Signs At a Glance Contract Report for 766461/0002 - December 2018

Name or company name	MR J MURUGUPPILLAI
Contract type name	GDS Contract
Purpose of contract	General
Contract start date	30/07/2008
Contract end date	

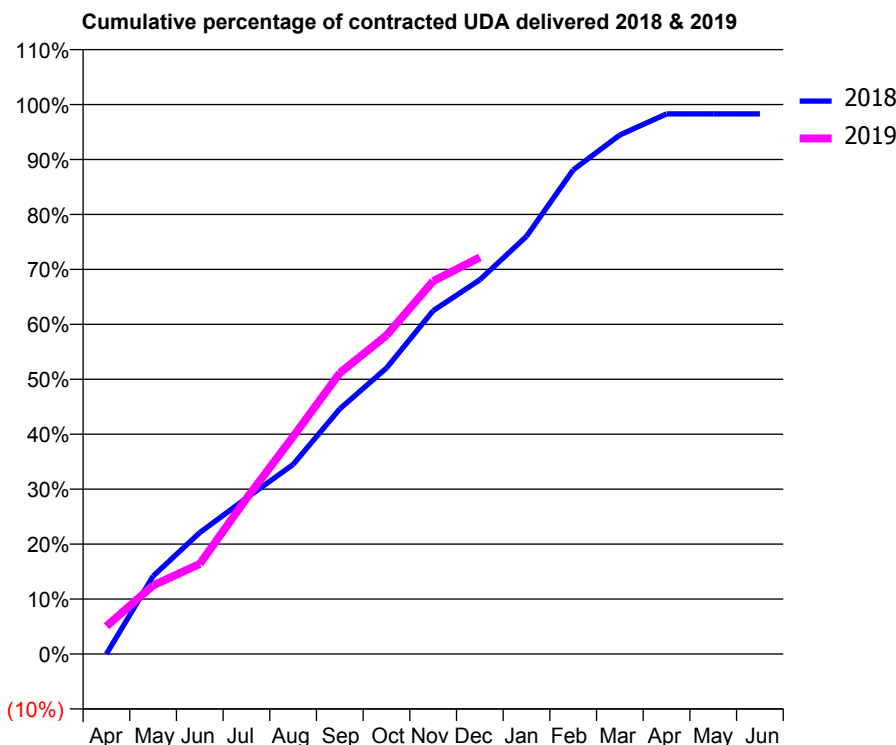
18/19 Contracted general activity (UDA)	1,226
Carry forward general activity (UDA)	21
18/19 Contracted orthodontic activity (UOA)	0
Carry forward orthodontic activity (UOA)	0
Baseline contract value	£27,117.38

ACCESS*

Patients seen in 24 months	Total	Change since previous quarter
Quarter ending December 2017	838	
Quarter ending March 2018	850	→
Quarter ending June 2018	863	→
Quarter ending September 2018	864	→
Quarter ending December 2018	865	→
Variance since December 2017	3.2%	↑



ACTIVITY



Month	Adjusted Scheduled Activity (UDA)	
	2018	2019
April	0	62
May	174	153
June	271	201
July	348	347
August	423	485
September	547	627
October	638	711
November	766	832
December	835	885
January	932	
February	1,080	
March	1,158	
April	1,205	
May	1,205	
June	1,205	

QUALITY

	Quantity	Base Number	Contract	AT	Region	England
% of FP17s for the same patient ID Re-attending within 3 months - Children	17	708	2.4%	11.5%	11.3%	11.8%
% of FP17s for the same patient ID Re-attending within 3 months - Adults	8	86	9.3%	14.8%	15.3%	15.6%
% of FP17s for the same patient ID Re-attending between 3 & 9 months - Children	382	708	54.0%	58.3%	61.1%	58.8%
% of FP17s for the same patient ID Re-attending between 3 & 9 months - Adults	31	86	36.0%	49.3%	52.4%	51.0%
% of FP17s for Band 1 Urgent Courses	0	762	0.0%	9.7%	9.5%	9.0%
% of FP17s Relating to Free Repair or Replacements	0	762	0.0%	0.7%	0.7%	0.8%
% of FP17s Relating to Continuations	0	762	0.0%	0.6%	0.8%	0.9%
% of Patients satisfied with the dentistry they have received	0	0	N/A	94.1%	93.1%	93.2%
% of Patients satisfied with the time they had to wait for an appointment	0	0	N/A	87.3%	87.8%	88.3%

* This is based on patients treated on this contract for their most recent course of treatment. Figures in italics indicate the base number of FP17s or Patient Questionnaire responses are less than 100. N/A is shown where the base number of responses is less than 10 during the period. % is calculated as Quantity/Base number*100

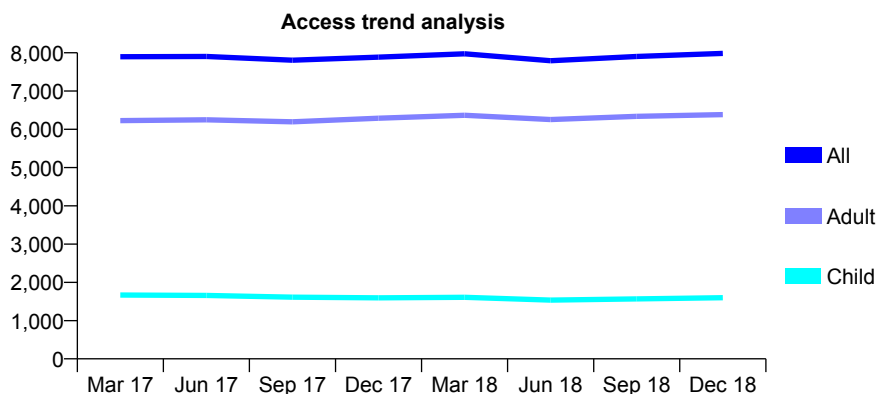
Q69 - Vital Signs At a Glance Contract Report for 767670/0001 - December 2018

Name or company name	MRS K DOULGERIDOU-KOSTOPOULOU
Contract type name	GDS Contract
Purpose of contract	General
Contract start date	01/04/2006
Contract end date	

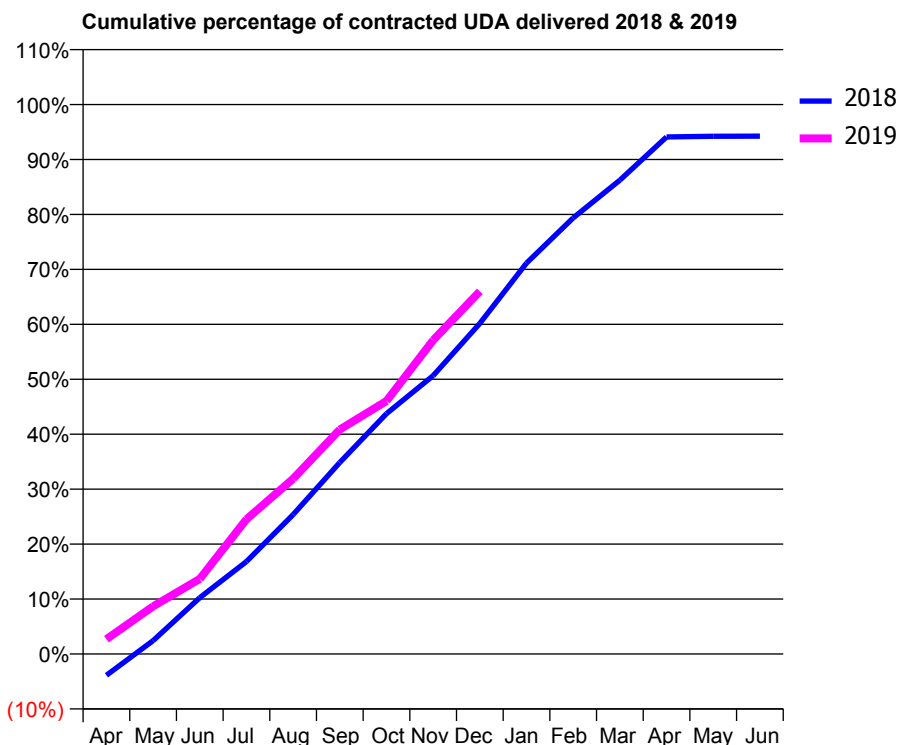
18/19 Contracted general activity (UDA)	24,000
Carry forward general activity (UDA)	0
18/19 Contracted orthodontic activity (UOA)	0
Carry forward orthodontic activity (UOA)	0
Baseline contract value	£533,852.49

ACCESS*

Patients seen in 24 months	Total	Change since previous quarter
Quarter ending December 2017	7,885	
Quarter ending March 2018	7,973	→
Quarter ending June 2018	7,791	↓
Quarter ending September 2018	7,905	→
Quarter ending December 2018	7,983	→
Variance since December 2017	1.2%	→



ACTIVITY



Month	Adjusted Scheduled Activity (UDA)	
	2018	2019
April	-879	648
May	550	2,082
June	2,306	3,281
July	3,785	5,888
August	5,708	7,658
September	7,841	9,804
October	9,842	11,054
November	11,399	13,709
December	13,538	15,841
January	16,004	
February	17,857	
March	19,400	
April	21,170	
May	21,196	
June	21,206	

QUALITY

	Quantity	Base Number	Contract	AT	Region	England
% of FP17s for the same patient ID Re-attending within 3 months - Children	119	1,856	6.4%	11.5%	11.3%	11.8%
% of FP17s for the same patient ID Re-attending within 3 months - Adults	833	6,904	12.1%	14.8%	15.3%	15.6%
% of FP17s for the same patient ID Re-attending between 3 & 9 months - Children	1,045	1,856	56.3%	58.3%	61.1%	58.8%
% of FP17s for the same patient ID Re-attending between 3 & 9 months - Adults	3,724	6,904	53.9%	49.3%	52.4%	51.0%
% of FP17s for Band 1 Urgent Courses	255	7,942	3.2%	9.7%	9.5%	9.0%
% of FP17s Relating to Free Repair or Replacements	41	7,942	0.5%	0.7%	0.7%	0.8%
% of FP17s Relating to Continuations	85	7,942	1.1%	0.6%	0.8%	0.9%
% of Patients satisfied with the dentistry they have received	5	5	N/A	94.1%	93.1%	93.2%
% of Patients satisfied with the time they had to wait for an appointment	5	5	N/A	87.3%	87.8%	88.3%

* This is based on patients treated on this contract for their most recent course of treatment. Figures in italics indicate the base number of FP17s or Patient Questionnaire responses are less than 100. N/A is shown where the base number of responses is less than 10 during the period. % is calculated as Quantity/Base number*100

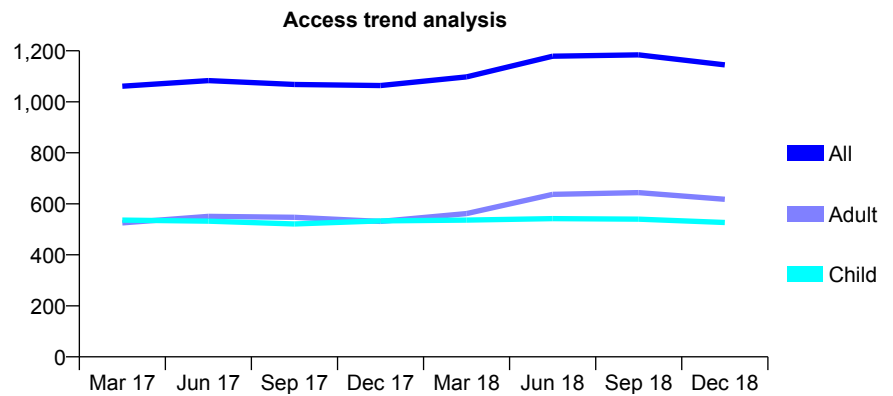
Q69 - Vital Signs At a Glance Contract Report for 768405/0001 - December 2018

Name or company name	MR H SANDHU
Contract type name	GDS Contract
Purpose of contract	General
Contract start date	01/04/2006
Contract end date	

18/19 Contracted general activity (UDA)	3,000
Carry forward general activity (UDA)	7
18/19 Contracted orthodontic activity (UOA)	0
Carry forward orthodontic activity (UOA)	0
Baseline contract value	£65,478.49

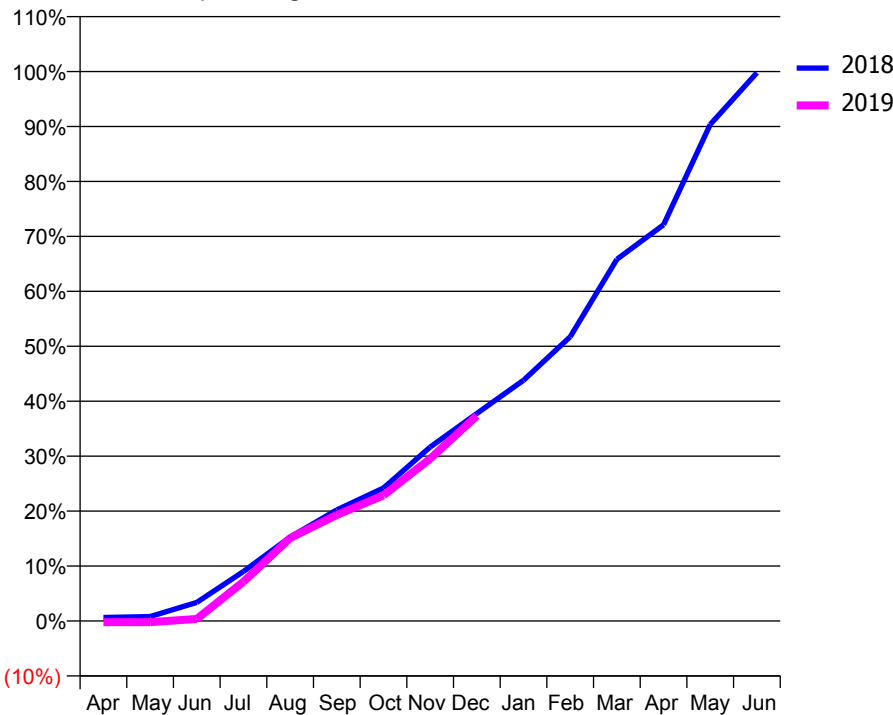
ACCESS*

Patients seen in 24 months	Total	Change since previous quarter
Quarter ending December 2017	1,064	
Quarter ending March 2018	1,098	↑
Quarter ending June 2018	1,179	↑
Quarter ending September 2018	1,184	→
Quarter ending December 2018	1,145	↓
Variance since December 2017	7.6%	↑



ACTIVITY

Cumulative percentage of contracted UDA delivered 2018 & 2019



Month	Adjusted Scheduled Activity (UDA)	
	2018	2019
April	19	-7
May	24	-7
June	101	11
July	270	215
August	458	453
September	607	579
October	726	686
November	950	886
December	1,133	1,121
January	1,314	
February	1,552	
March	1,975	
April	2,163	
May	2,711	
June	2,993	

QUALITY

	Quantity	Base Number	Contract	AT	Region	England
% of FP17s for the same patient ID Re-attending within 3 months - Children	28	423	6.6%	11.5%	11.3%	11.8%
% of FP17s for the same patient ID Re-attending within 3 months - Adults	56	387	14.5%	14.8%	15.3%	15.6%
% of FP17s for the same patient ID Re-attending between 3 & 9 months - Children	191	423	45.2%	58.3%	61.1%	58.8%
% of FP17s for the same patient ID Re-attending between 3 & 9 months - Adults	87	387	22.5%	49.3%	52.4%	51.0%
% of FP17s for Band 1 Urgent Courses	44	510	8.6%	9.7%	9.5%	9.0%
% of FP17s Relating to Free Repair or Replacements	5	510	1.0%	0.7%	0.7%	0.8%
% of FP17s Relating to Continuations	4	510	0.8%	0.6%	0.8%	0.9%
% of Patients satisfied with the dentistry they have received	1	1	N/A	94.1%	93.1%	93.2%
% of Patients satisfied with the time they had to wait for an appointment	0	1	N/A	87.3%	87.8%	88.3%

* This is based on patients treated on this contract for their most recent course of treatment. Figures in italics indicate the base number of FP17s or Patient Questionnaire responses are less than 100. N/A is shown where the base number of responses is less than 10 during the period. % is calculated as Quantity/Base number*100

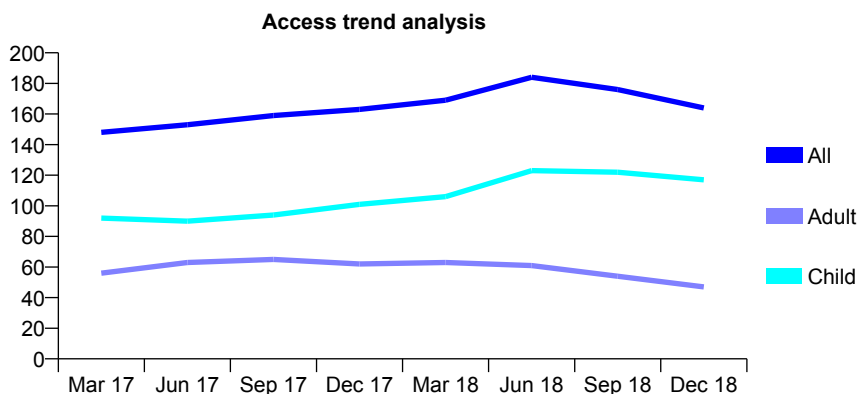
Q69 - Vital Signs At a Glance Contract Report for 768618/0001 - December 2018

Name or company name	MR PS NAGI
Contract type name	GDS Contract
Purpose of contract	General
Contract start date	05/02/2008
Contract end date	

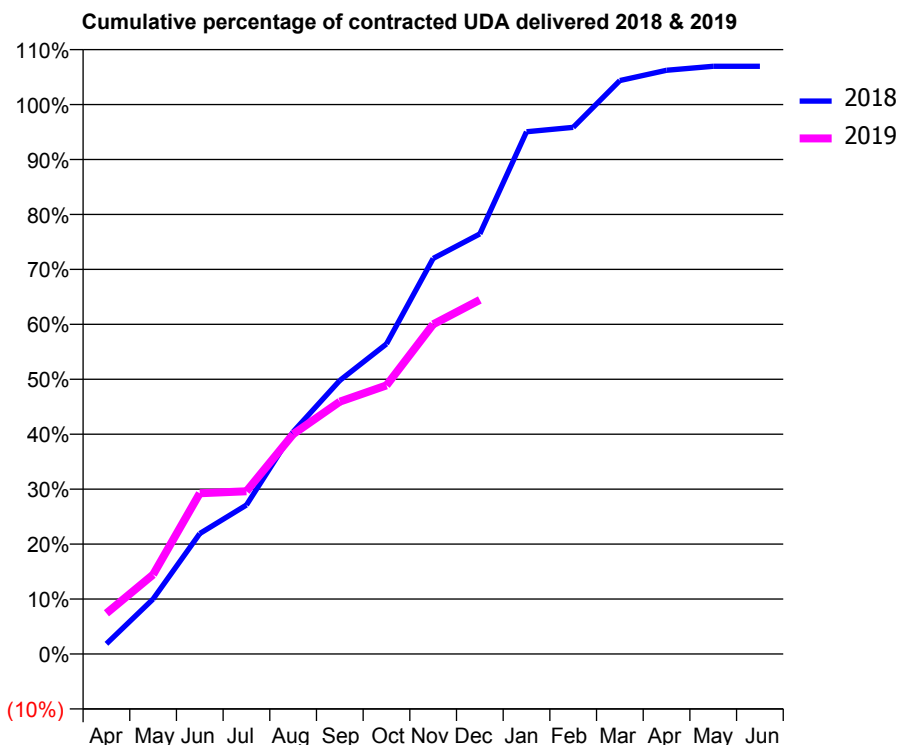
18/19 Contracted general activity (UDA)	270
Carry forward general activity (UDA)	-5
18/19 Contracted orthodontic activity (UOA)	0
Carry forward orthodontic activity (UOA)	0
Baseline contract value	£6,566.35

ACCESS*

Patients seen in 24 months	Total	Change since previous quarter
Quarter ending December 2017	163	
Quarter ending March 2018	169	↑
Quarter ending June 2018	184	↑
Quarter ending September 2018	176	↓
Quarter ending December 2018	164	↓
Variance since December 2017	0.6%	→



ACTIVITY



Month	Adjusted Scheduled Activity (UDA)	
	2018	2019
April	5	20
May	27	39
June	59	79
July	73	80
August	109	108
September	134	124
October	152	132
November	194	162
December	206	174
January	257	
February	259	
March	282	
April	287	
May	289	
June	289	

QUALITY

	Quantity	Base Number	Contract	AT	Region	England
% of FP17s for the same patient ID Re-attending within 3 months - Children	4	108	3.7%	11.5%	11.3%	11.8%
% of FP17s for the same patient ID Re-attending within 3 months - Adults	1	13	7.7%	14.8%	15.3%	15.6%
% of FP17s for the same patient ID Re-attending between 3 & 9 months - Children	41	108	38.0%	58.3%	61.1%	58.8%
% of FP17s for the same patient ID Re-attending between 3 & 9 months - Adults	4	13	30.8%	49.3%	52.4%	51.0%
% of FP17s for Band 1 Urgent Courses	0	115	0.0%	9.7%	9.5%	9.0%
% of FP17s Relating to Free Repair or Replacements	0	115	0.0%	0.7%	0.7%	0.8%
% of FP17s Relating to Continuations	0	115	0.0%	0.6%	0.8%	0.9%
% of Patients satisfied with the dentistry they have received	0	0	N/A	94.1%	93.1%	93.2%
% of Patients satisfied with the time they had to wait for an appointment	0	0	N/A	87.3%	87.8%	88.3%

* This is based on patients treated on this contract for their most recent course of treatment. Figures in italics indicate the base number of FP17s or Patient Questionnaire responses are less than 100. N/A is shown where the base number of responses is less than 10 during the period. % is calculated as Quantity/Base number*100

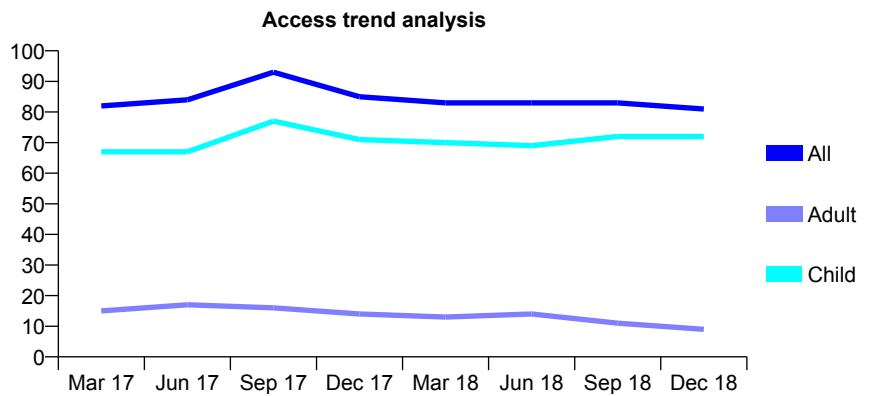
Q69 - Vital Signs At a Glance Contract Report for 768766/0001 - December 2018

Name or company name	MR S PATEL
Contract type name	GDS Contract
Purpose of contract	General
Contract start date	01/07/2006
Contract end date	

18/19 Contracted general activity (UDA)	190
Carry forward general activity (UDA)	0
18/19 Contracted orthodontic activity (UOA)	0
Carry forward orthodontic activity (UOA)	0
Baseline contract value	£4,619.97

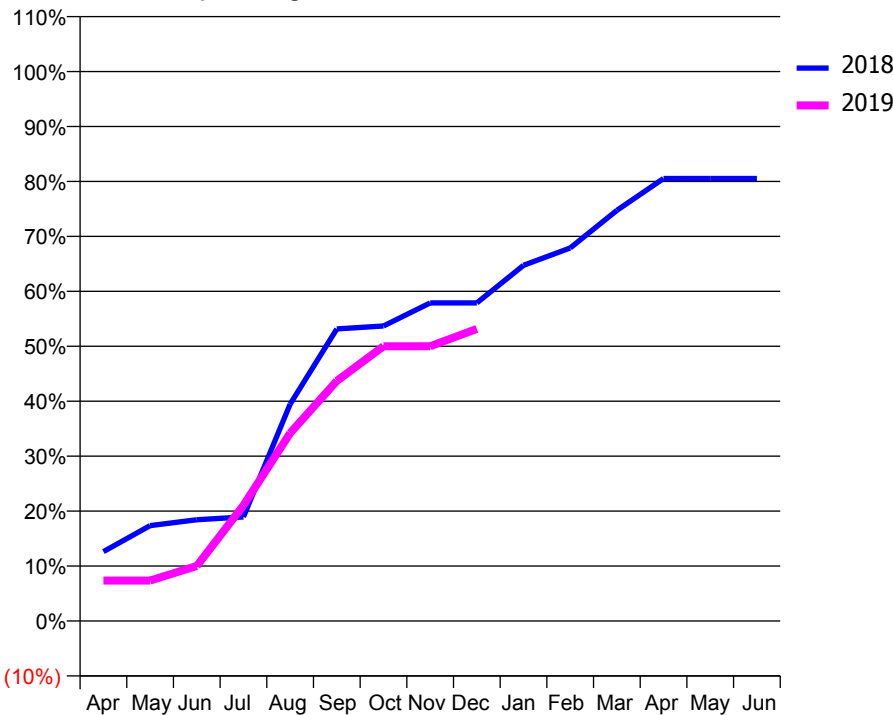
ACCESS*

Patients seen in 24 months	Total	Change since previous quarter
Quarter ending December 2017	85	
Quarter ending March 2018	83	↓
Quarter ending June 2018	83	→
Quarter ending September 2018	83	→
Quarter ending December 2018	81	↓
Variance since December 2017	(4.7%)	↓



ACTIVITY

Cumulative percentage of contracted UDA delivered 2018 & 2019



Month	Adjusted Scheduled Activity (UDA)	
	2018	2019
April	24	14
May	33	14
June	35	19
July	36	40
August	75	65
September	101	83
October	102	95
November	110	95
December	110	101
January	123	
February	129	
March	142	
April	153	
May	153	
June	153	

QUALITY

	Quantity	Base Number	Contract	AT	Region	England
% of FP17s for the same patient ID Re-attending within 3 months - Children	1	61	1.6%	11.5%	11.3%	11.8%
% of FP17s for the same patient ID Re-attending within 3 months - Adults	0	3	0.0%	14.8%	15.3%	15.6%
% of FP17s for the same patient ID Re-attending between 3 & 9 months - Children	25	61	41.0%	58.3%	61.1%	58.8%
% of FP17s for the same patient ID Re-attending between 3 & 9 months - Adults	1	3	33.3%	49.3%	52.4%	51.0%
% of FP17s for Band 1 Urgent Courses	0	57	0.0%	9.7%	9.5%	9.0%
% of FP17s Relating to Free Repair or Replacements	0	57	0.0%	0.7%	0.7%	0.8%
% of FP17s Relating to Continuations	0	57	0.0%	0.6%	0.8%	0.9%
% of Patients satisfied with the dentistry they have received	0	0	N/A	94.1%	93.1%	93.2%
% of Patients satisfied with the time they had to wait for an appointment	0	0	N/A	87.3%	87.8%	88.3%

* This is based on patients treated on this contract for their most recent course of treatment. Figures in italics indicate the base number of FP17s or Patient Questionnaire responses are less than 100. N/A is shown where the base number of responses is less than 10 during the period. % is calculated as Quantity/Base number*100

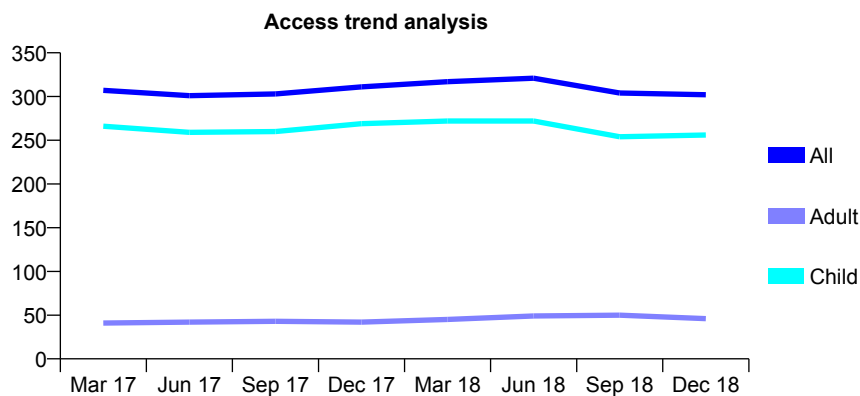
Q69 - Vital Signs At a Glance Contract Report for 772909/0001 - December 2018

Name or company name	MR JS JUGDEV
Contract type name	GDS Contract
Purpose of contract	General
Contract start date	01/02/2008
Contract end date	

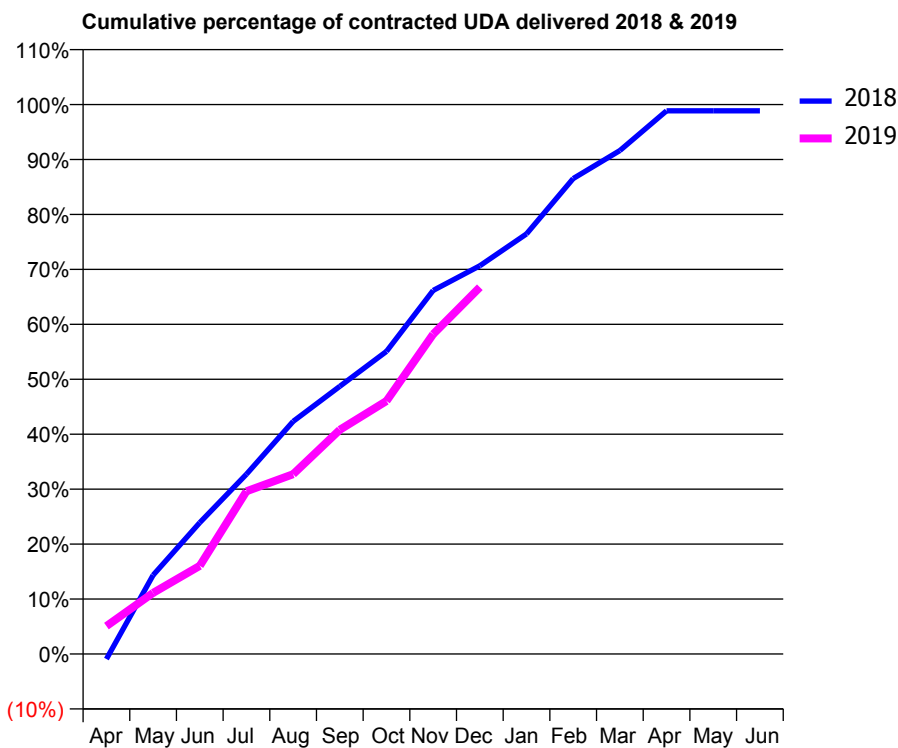
18/19 Contracted general activity (UDA)	649
Carry forward general activity (UDA)	7
18/19 Contracted orthodontic activity (UOA)	0
Carry forward orthodontic activity (UOA)	0
Baseline contract value	£15,578.94

ACCESS*

Patients seen in 24 months	Total	Change since previous quarter
Quarter ending December 2017	311	
Quarter ending March 2018	317	→
Quarter ending June 2018	321	→
Quarter ending September 2018	304	↓
Quarter ending December 2018	302	→
Variance since December 2017	(2.9%)	↓



ACTIVITY



Month	Adjusted Scheduled Activity (UDA)	
	2018	2019
April	-6	33
May	93	72
June	155	104
July	212	192
August	275	212
September	316	265
October	357	299
November	429	378
December	459	433
January	496	
February	562	
March	595	
April	642	
May	642	
June	642	

QUALITY

	Quantity	Base Number	Contract	AT	Region	England
% of FP17s for the same patient ID Re-attending within 3 months - Children	11	350	3.1%	11.5%	11.3%	11.8%
% of FP17s for the same patient ID Re-attending within 3 months - Adults	0	20	0.0%	14.8%	15.3%	15.6%
% of FP17s for the same patient ID Re-attending between 3 & 9 months - Children	246	350	70.3%	58.3%	61.1%	58.8%
% of FP17s for the same patient ID Re-attending between 3 & 9 months - Adults	14	20	70.0%	49.3%	52.4%	51.0%
% of FP17s for Band 1 Urgent Courses	6	333	1.8%	9.7%	9.5%	9.0%
% of FP17s Relating to Free Repair or Replacements	0	333	0.0%	0.7%	0.7%	0.8%
% of FP17s Relating to Continuations	0	333	0.0%	0.6%	0.8%	0.9%
% of Patients satisfied with the dentistry they have received	0	0	N/A	94.1%	93.1%	93.2%
% of Patients satisfied with the time they had to wait for an appointment	0	0	N/A	87.3%	87.8%	88.3%

* This is based on patients treated on this contract for their most recent course of treatment. Figures in italics indicate the base number of FP17s or Patient Questionnaire responses are less than 100. N/A is shown where the base number of responses is less than 10 during the period. % is calculated as Quantity/Base number*100

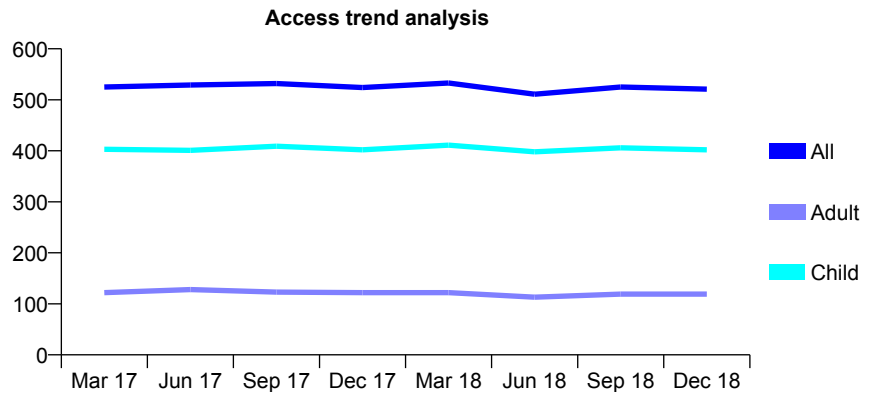
Q69 - Vital Signs At a Glance Contract Report for 783463/0001 - December 2018

Name or company name	MR SP DAHLMAN
Contract type name	GDS Contract
Purpose of contract	General
Contract start date	01/04/2006
Contract end date	

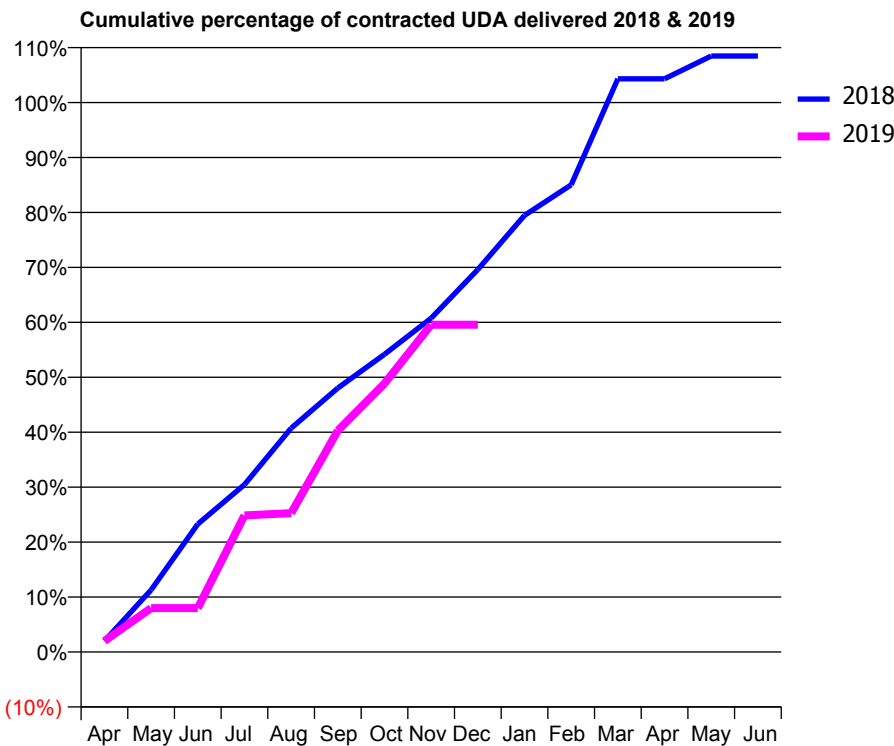
18/19 Contracted general activity (UDA)	700
Carry forward general activity (UDA)	-14
18/19 Contracted orthodontic activity (UOA)	0
Carry forward orthodontic activity (UOA)	0
Baseline contract value	£17,020.95

ACCESS*

Patients seen in 24 months	Total	Change since previous quarter
Quarter ending December 2017	524	
Quarter ending March 2018	533	→
Quarter ending June 2018	511	↓
Quarter ending September 2018	525	↑
Quarter ending December 2018	521	→
Variance since December 2017	(0.6%)	→



ACTIVITY



Month	Adjusted Scheduled Activity (UDA)	
	2018	2019
April	14	14
May	79	56
June	163	56
July	213	174
August	285	177
September	336	282
October	379	342
November	425	417
December	487	417
January	556	
February	595	
March	730	
April	730	
May	759	
June	759	

QUALITY

	Quantity	Base Number	Contract	AT	Region	England
% of FP17s for the same patient ID Re-attending within 3 months - Children	12	321	3.7%	11.5%	11.3%	11.8%
% of FP17s for the same patient ID Re-attending within 3 months - Adults	1	46	2.2%	14.8%	15.3%	15.6%
% of FP17s for the same patient ID Re-attending between 3 & 9 months - Children	151	321	47.0%	58.3%	61.1%	58.8%
% of FP17s for the same patient ID Re-attending between 3 & 9 months - Adults	9	46	19.6%	49.3%	52.4%	51.0%
% of FP17s for Band 1 Urgent Courses	0	327	0.0%	9.7%	9.5%	9.0%
% of FP17s Relating to Free Repair or Replacements	0	327	0.0%	0.7%	0.7%	0.8%
% of FP17s Relating to Continuations	2	327	0.6%	0.6%	0.8%	0.9%
% of Patients satisfied with the dentistry they have received	0	0	N/A	94.1%	93.1%	93.2%
% of Patients satisfied with the time they had to wait for an appointment	0	0	N/A	87.3%	87.8%	88.3%

* This is based on patients treated on this contract for their most recent course of treatment. Figures in italics indicate the base number of FP17s or Patient Questionnaire responses are less than 100. N/A is shown where the base number of responses is less than 10 during the period. % is calculated as Quantity/Base number*100

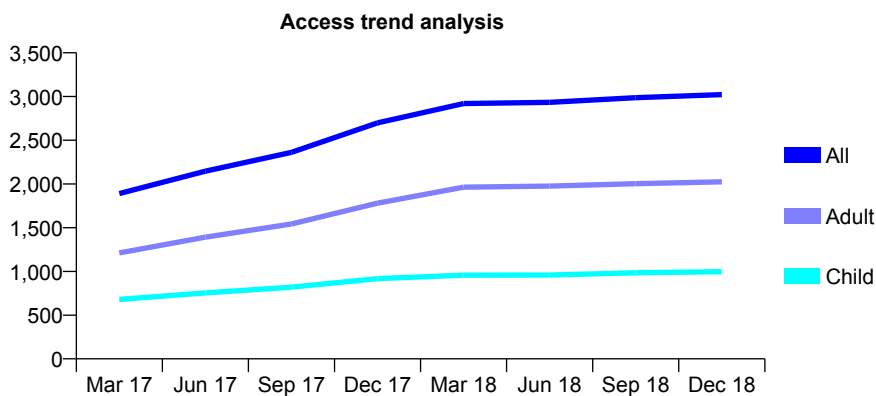
Q69 - Vital Signs At a Glance Contract Report for 788236/0001 - December 2018

Name or company name	MR N SHAH
Contract type name	GDS Contract
Purpose of contract	General
Contract start date	01/11/2015
Contract end date	

18/19 Contracted general activity (UDA)	6,530
Carry forward general activity (UDA)	11
18/19 Contracted orthodontic activity (UOA)	0
Carry forward orthodontic activity (UOA)	0
Baseline contract value	£146,026.98

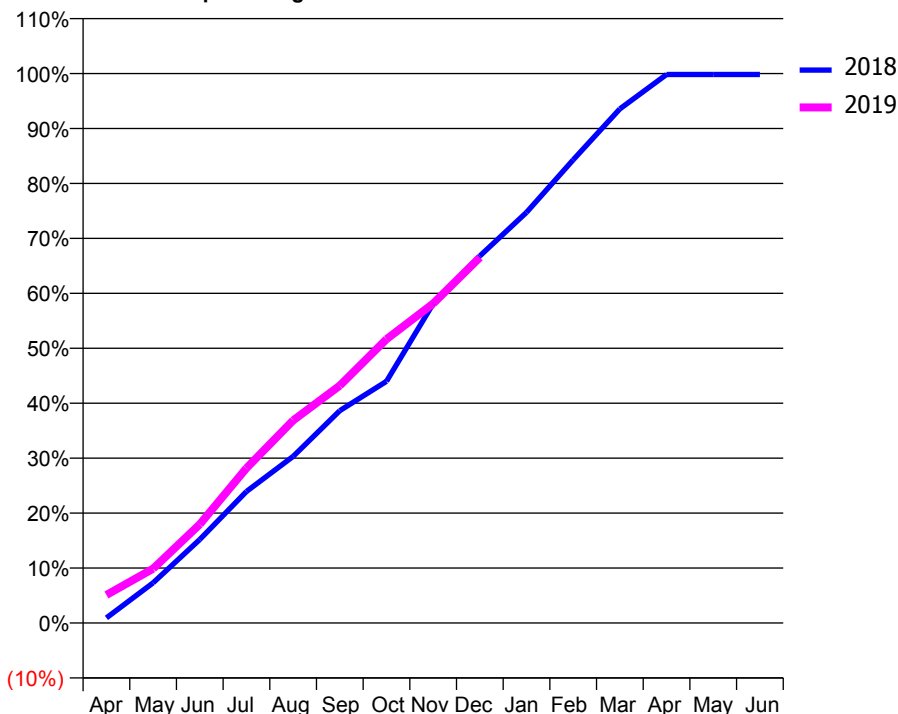
ACCESS*

Patients seen in 24 months	Total	Change since previous quarter
Quarter ending December 2017	2,698	
Quarter ending March 2018	2,920	↑
Quarter ending June 2018	2,934	→
Quarter ending September 2018	2,987	→
Quarter ending December 2018	3,022	→
Variance since December 2017	12.0%	↑



ACTIVITY

Cumulative percentage of contracted UDA delivered 2018 & 2019



Month	Adjusted Scheduled Activity (UDA)	
	2018	2019
April	57	334
May	455	646
June	945	1,173
July	1,488	1,841
August	1,886	2,408
September	2,403	2,821
October	2,735	3,374
November	3,613	3,796
December	4,154	4,345
January	4,647	
February	5,242	
March	5,818	
April	6,207	
May	6,207	
June	6,207	

QUALITY

	Quantity	Base Number	Contract	AT	Region	England
% of FP17s for the same patient ID Re-attending within 3 months - Children	95	962	9.9%	11.5%	11.3%	11.8%
% of FP17s for the same patient ID Re-attending within 3 months - Adults	258	1,614	16.0%	14.8%	15.3%	15.6%
% of FP17s for the same patient ID Re-attending between 3 & 9 months - Children	464	962	48.2%	58.3%	61.1%	58.8%
% of FP17s for the same patient ID Re-attending between 3 & 9 months - Adults	584	1,614	36.2%	49.3%	52.4%	51.0%
% of FP17s for Band 1 Urgent Courses	270	2,406	11.2%	9.7%	9.5%	9.0%
% of FP17s Relating to Free Repair or Replacements	7	2,406	0.3%	0.7%	0.7%	0.8%
% of FP17s Relating to Continuations	14	2,406	0.6%	0.6%	0.8%	0.9%
% of Patients satisfied with the dentistry they have received	0	0	N/A	94.1%	93.1%	93.2%
% of Patients satisfied with the time they had to wait for an appointment	0	0	N/A	87.3%	87.8%	88.3%

* This is based on patients treated on this contract for their most recent course of treatment. Figures in italics indicate the base number of FP17s or Patient Questionnaire responses are less than 100. N/A is shown where the base number of responses is less than 10 during the period. % is calculated as Quantity/Base number*100

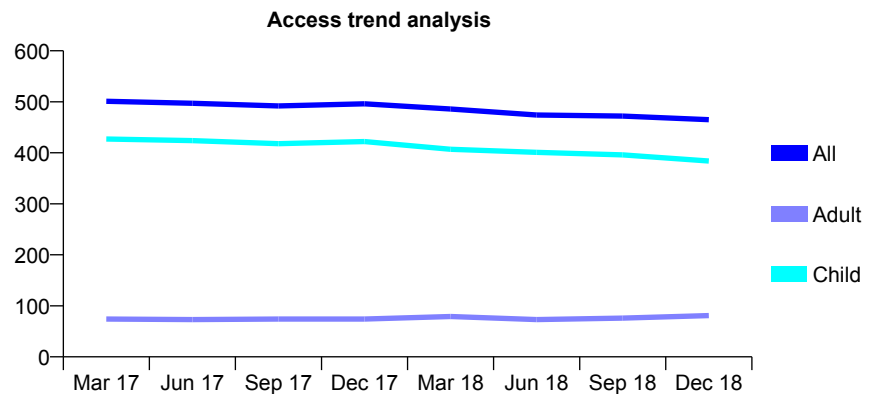
Q69 - Vital Signs At a Glance Contract Report for 789224/0001 - December 2018

Name or company name	MR SM MUGHAL
Contract type name	GDS Contract
Purpose of contract	General
Contract start date	01/01/2015
Contract end date	

18/19 Contracted general activity (UDA)	986
Carry forward general activity (UDA)	-17
18/19 Contracted orthodontic activity (UOA)	0
Carry forward orthodontic activity (UOA)	0
Baseline contract value	£21,963.50

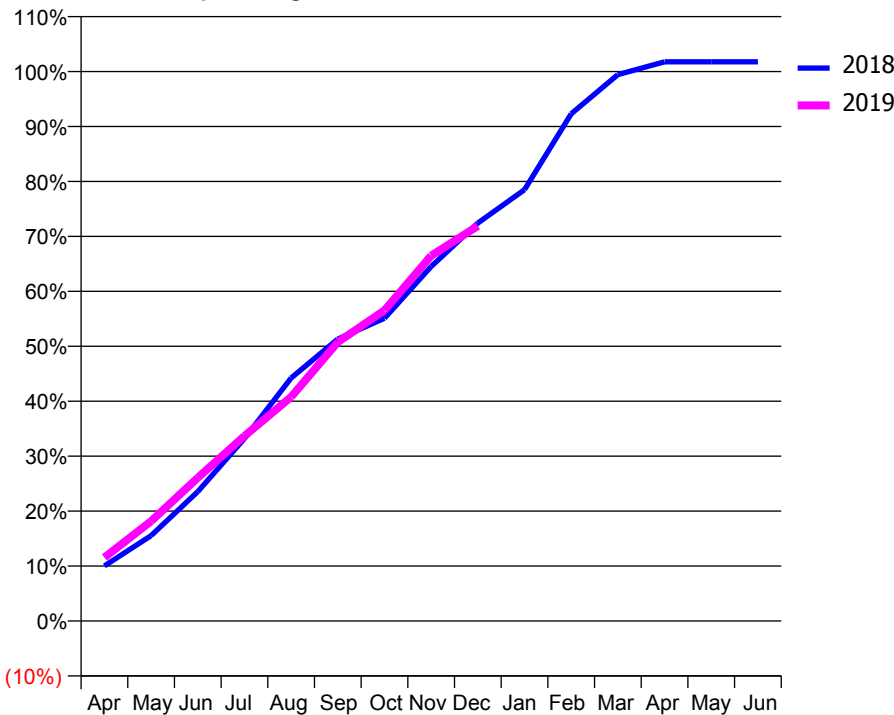
ACCESS*

Patients seen in 24 months	Total	Change since previous quarter
Quarter ending December 2017	496	
Quarter ending March 2018	486	↓
Quarter ending June 2018	474	↓
Quarter ending September 2018	472	→
Quarter ending December 2018	465	↓
Variance since December 2017	(6.3%)	↓



ACTIVITY

Cumulative percentage of contracted UDA delivered 2018 & 2019



Month	Adjusted Scheduled Activity (UDA)	
	2018	2019
April	99	114
May	153	179
June	232	257
July	327	332
August	436	402
September	506	500
October	543	557
November	636	656
December	714	709
January	774	
February	910	
March	980	
April	1,003	
May	1,003	
June	1,003	

QUALITY

	Quantity	Base Number	Contract	AT	Region	England
% of FP17s for the same patient ID Re-attending within 3 months - Children	35	481	7.3%	11.5%	11.3%	11.8%
% of FP17s for the same patient ID Re-attending within 3 months - Adults	3	24	12.5%	14.8%	15.3%	15.6%
% of FP17s for the same patient ID Re-attending between 3 & 9 months - Children	310	481	64.4%	58.3%	61.1%	58.8%
% of FP17s for the same patient ID Re-attending between 3 & 9 months - Adults	16	24	66.7%	49.3%	52.4%	51.0%
% of FP17s for Band 1 Urgent Courses	9	495	1.8%	9.7%	9.5%	9.0%
% of FP17s Relating to Free Repair or Replacements	0	495	0.0%	0.7%	0.7%	0.8%
% of FP17s Relating to Continuations	0	495	0.0%	0.6%	0.8%	0.9%
% of Patients satisfied with the dentistry they have received	0	0	N/A	94.1%	93.1%	93.2%
% of Patients satisfied with the time they had to wait for an appointment	0	0	N/A	87.3%	87.8%	88.3%

* This is based on patients treated on this contract for their most recent course of treatment. Figures in italics indicate the base number of FP17s or Patient Questionnaire responses are less than 100. N/A is shown where the base number of responses is less than 10 during the period. % is calculated as Quantity/Base number*100

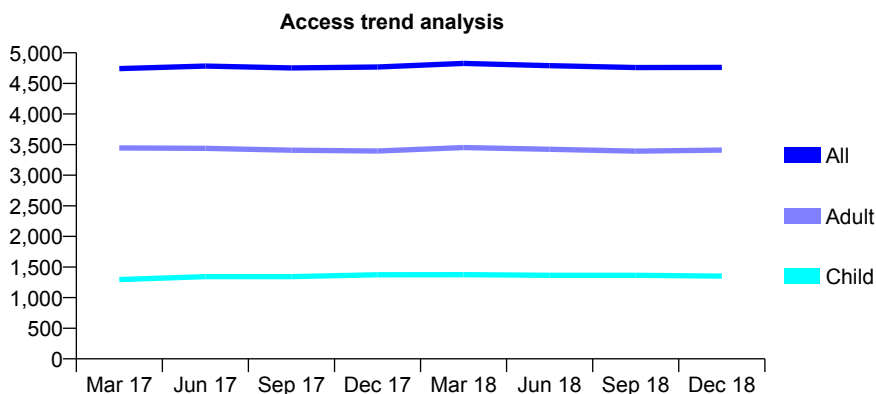
Q69 - Vital Signs At a Glance Contract Report for 789429/0001 - December 2018

Name or company name	Oak End Dental Clinic Partnership
Contract type name	GDS Contract
Purpose of contract	General
Contract start date	01/06/2009
Contract end date	

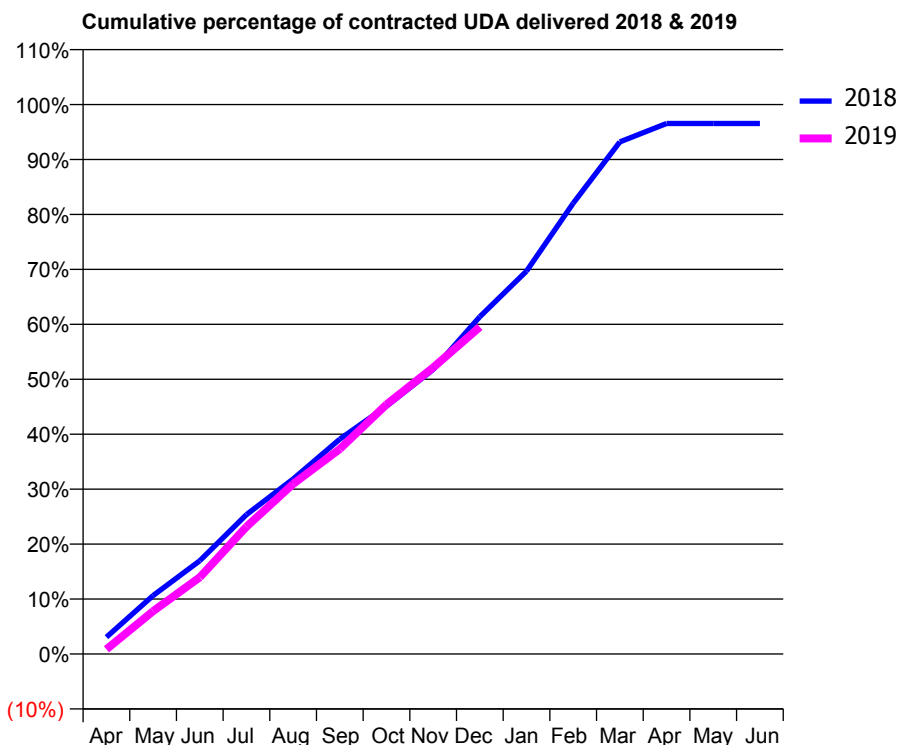
18/19 Contracted general activity (UDA)	14,000
Carry forward general activity (UDA)	483
18/19 Contracted orthodontic activity (UOA)	0
Carry forward orthodontic activity (UOA)	0
Baseline contract value	£356,624.57

ACCESS*

Patients seen in 24 months	Total	Change since previous quarter
Quarter ending December 2017	4,768	
Quarter ending March 2018	4,827	→
Quarter ending June 2018	4,789	→
Quarter ending September 2018	4,759	→
Quarter ending December 2018	4,762	→
Variance since December 2017	(0.1%)	→



ACTIVITY



Month	Adjusted Scheduled Activity (UDA)	
	2018	2019
April	429	121
May	1,490	1,093
June	2,377	1,956
July	3,554	3,242
August	4,461	4,332
September	5,474	5,225
October	6,316	6,359
November	7,249	7,299
December	8,593	8,332
January	9,757	
February	11,486	
March	13,048	
April	13,516	
May	13,516	
June	13,516	

QUALITY

	Quantity	Base Number	Contract	AT	Region	England
% of FP17s for the same patient ID Re-attending within 3 months - Children	97	1,291	7.5%	11.5%	11.3%	11.8%
% of FP17s for the same patient ID Re-attending within 3 months - Adults	513	3,068	16.7%	14.8%	15.3%	15.6%
% of FP17s for the same patient ID Re-attending between 3 & 9 months - Children	668	1,291	51.7%	58.3%	61.1%	58.8%
% of FP17s for the same patient ID Re-attending between 3 & 9 months - Adults	1,359	3,068	44.3%	49.3%	52.4%	51.0%
% of FP17s for Band 1 Urgent Courses	444	4,165	10.7%	9.7%	9.5%	9.0%
% of FP17s Relating to Free Repair or Replacements	40	4,165	1.0%	0.7%	0.7%	0.8%
% of FP17s Relating to Continuations	104	4,165	2.5%	0.6%	0.8%	0.9%
% of Patients satisfied with the dentistry they have received	2	3	N/A	94.1%	93.1%	93.2%
% of Patients satisfied with the time they had to wait for an appointment	3	3	N/A	87.3%	87.8%	88.3%

* This is based on patients treated on this contract for their most recent course of treatment. Figures in italics indicate the base number of FP17s or Patient Questionnaire responses are less than 100. N/A is shown where the base number of responses is less than 10 during the period. % is calculated as Quantity/Base number*100

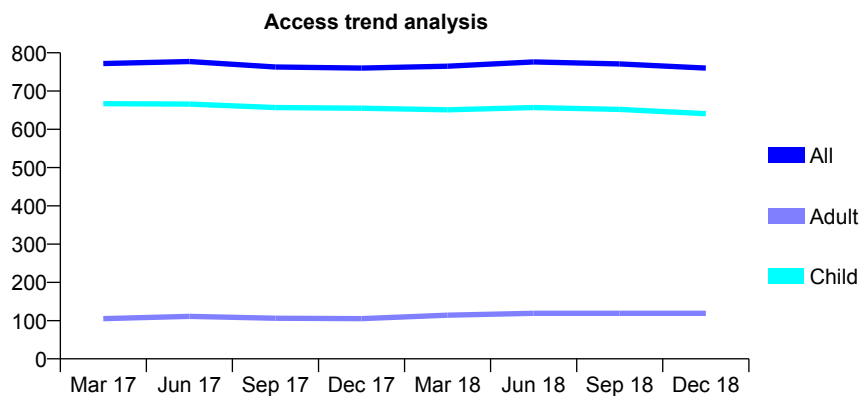
Q69 - Vital Signs At a Glance Contract Report for 810282/0001 - December 2018

Name or company name	MR CJ MORRELL
Contract type name	GDS Contract
Purpose of contract	General
Contract start date	01/04/2006
Contract end date	

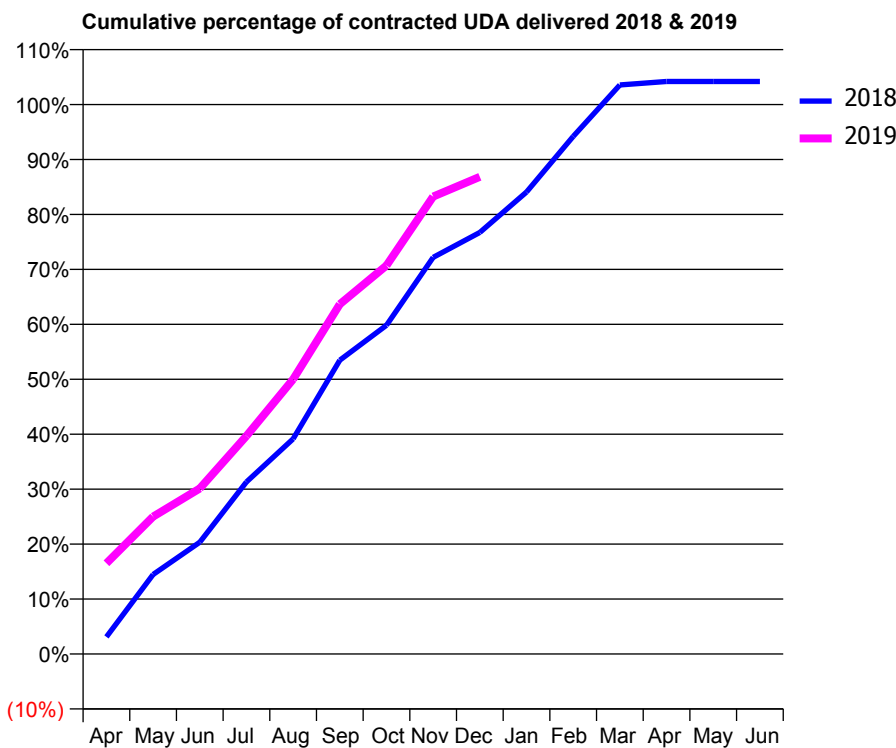
18/19 Contracted general activity (UDA)	1,100
Carry forward general activity (UDA)	-22
18/19 Contracted orthodontic activity (UOA)	0
Carry forward orthodontic activity (UOA)	0
Baseline contract value	£21,895.93

ACCESS*

Patients seen in 24 months	Total	Change since previous quarter
Quarter ending December 2017	760	
Quarter ending March 2018	765	→
Quarter ending June 2018	776	→
Quarter ending September 2018	771	→
Quarter ending December 2018	760	↓
Variance since December 2017	0.0%	→



ACTIVITY



Month	Adjusted Scheduled Activity (UDA)	
	2018	2019
April	34	182
May	159	275
June	224	331
July	344	437
August	431	550
September	588	700
October	658	778
November	794	916
December	844	955
January	925	
February	1,036	
March	1,139	
April	1,146	
May	1,146	
June	1,146	

QUALITY

	Quantity	Base Number	Contract	AT	Region	England
% of FP17s for the same patient ID Re-attending within 3 months - Children	39	662	5.9%	11.5%	11.3%	11.8%
% of FP17s for the same patient ID Re-attending within 3 months - Adults	5	46	10.9%	14.8%	15.3%	15.6%
% of FP17s for the same patient ID Re-attending between 3 & 9 months - Children	343	662	51.8%	58.3%	61.1%	58.8%
% of FP17s for the same patient ID Re-attending between 3 & 9 months - Adults	16	46	34.8%	49.3%	52.4%	51.0%
% of FP17s for Band 1 Urgent Courses	31	700	4.4%	9.7%	9.5%	9.0%
% of FP17s Relating to Free Repair or Replacements	0	700	0.0%	0.7%	0.7%	0.8%
% of FP17s Relating to Continuations	0	700	0.0%	0.6%	0.8%	0.9%
% of Patients satisfied with the dentistry they have received	0	0	N/A	94.1%	93.1%	93.2%
% of Patients satisfied with the time they had to wait for an appointment	0	0	N/A	87.3%	87.8%	88.3%

* This is based on patients treated on this contract for their most recent course of treatment. Figures in italics indicate the base number of FP17s or Patient Questionnaire responses are less than 100. N/A is shown where the base number of responses is less than 10 during the period. % is calculated as Quantity/Base number*100

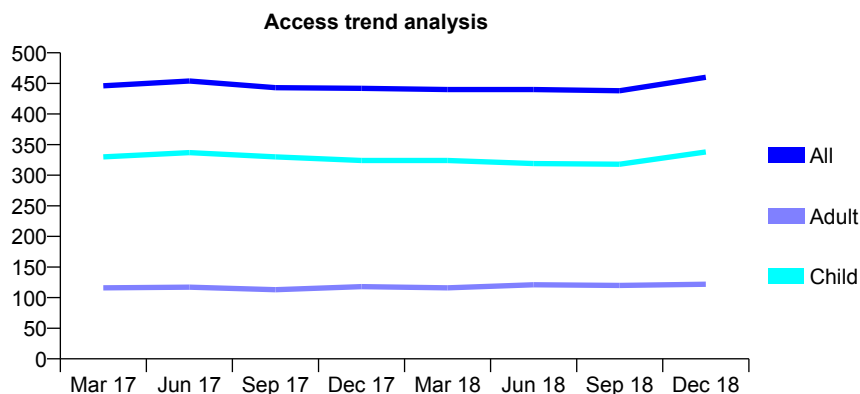
Q69 - Vital Signs At a Glance Contract Report for 811769/0001 - December 2018

Name or company name	MR PP BRODIE
Contract type name	GDS Contract
Purpose of contract	General
Contract start date	01/04/2006
Contract end date	

18/19 Contracted general activity (UDA)	1,000
Carry forward general activity (UDA)	0
18/19 Contracted orthodontic activity (UOA)	0
Carry forward orthodontic activity (UOA)	0
Baseline contract value	£24,316.16

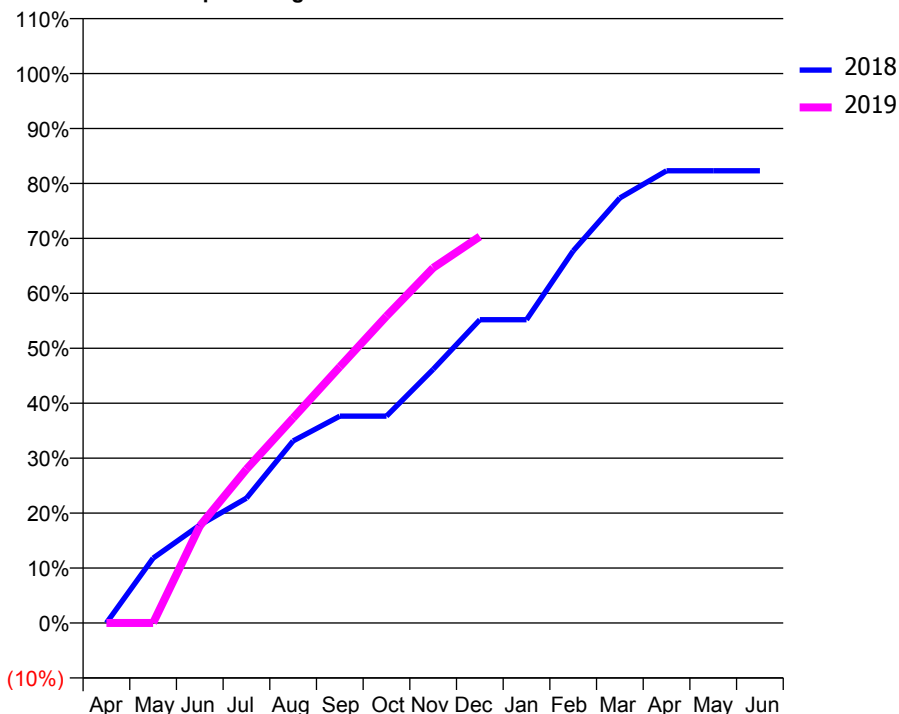
ACCESS*

Patients seen in 24 months	Total	Change since previous quarter
Quarter ending December 2017	442	
Quarter ending March 2018	440	→
Quarter ending June 2018	440	→
Quarter ending September 2018	438	→
Quarter ending December 2018	460	↑
Variance since December 2017	4.1%	↑



ACTIVITY

Cumulative percentage of contracted UDA delivered 2018 & 2019



Month	Adjusted Scheduled Activity (UDA)	
	2018	2019
April	0	0
May	118	0
June	178	177
July	227	280
August	331	373
September	376	466
October	376	558
November	462	646
December	552	703
January	552	
February	677	
March	774	
April	823	
May	823	
June	823	

QUALITY

	Quantity	Base Number	Contract	AT	Region	England
% of FP17s for the same patient ID Re-attending within 3 months - Children	14	429	3.3%	11.5%	11.3%	11.8%
% of FP17s for the same patient ID Re-attending within 3 months - Adults	10	94	10.6%	14.8%	15.3%	15.6%
% of FP17s for the same patient ID Re-attending between 3 & 9 months - Children	279	429	65.0%	58.3%	61.1%	58.8%
% of FP17s for the same patient ID Re-attending between 3 & 9 months - Adults	65	94	69.1%	49.3%	52.4%	51.0%
% of FP17s for Band 1 Urgent Courses	12	484	2.5%	9.7%	9.5%	9.0%
% of FP17s Relating to Free Repair or Replacements	0	484	0.0%	0.7%	0.7%	0.8%
% of FP17s Relating to Continuations	0	484	0.0%	0.6%	0.8%	0.9%
% of Patients satisfied with the dentistry they have received	0	0	N/A	94.1%	93.1%	93.2%
% of Patients satisfied with the time they had to wait for an appointment	0	0	N/A	87.3%	87.8%	88.3%

* This is based on patients treated on this contract for their most recent course of treatment. Figures in italics indicate the base number of FP17s or Patient Questionnaire responses are less than 100. N/A is shown where the base number of responses is less than 10 during the period. % is calculated as Quantity/Base number*100

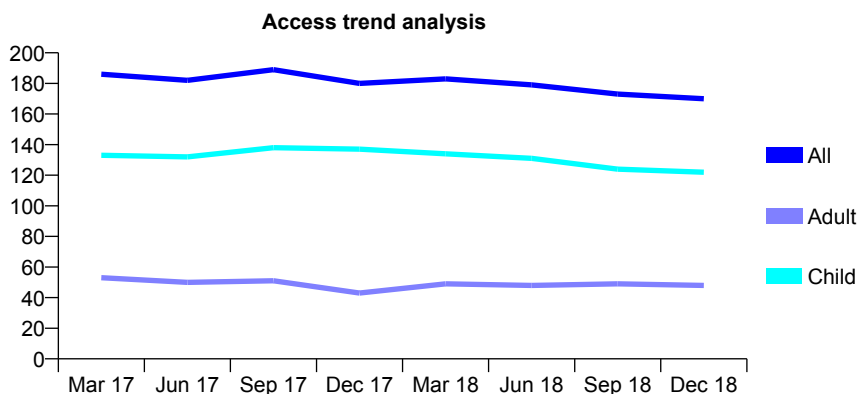
Q69 - Vital Signs At a Glance Contract Report for 812757/0001 - December 2018

Name or company name	MR C HURST
Contract type name	GDS Contract
Purpose of contract	General
Contract start date	01/04/2006
Contract end date	

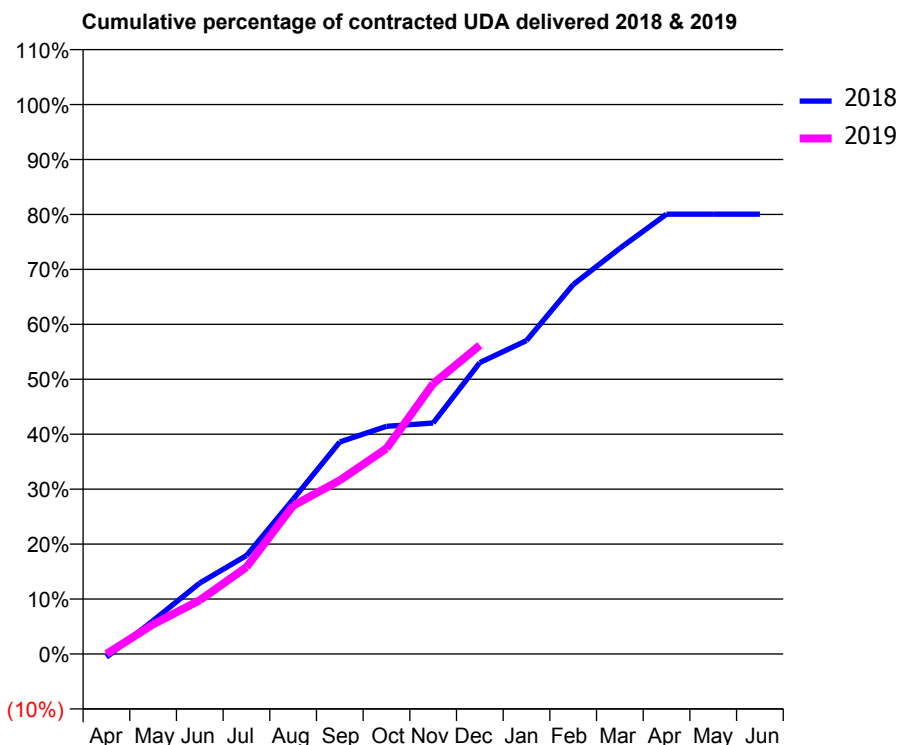
18/19 Contracted general activity (UDA)	500
Carry forward general activity (UDA)	0
18/19 Contracted orthodontic activity (UOA)	0
Carry forward orthodontic activity (UOA)	0
Baseline contract value	£12,154.65

ACCESS*

Patients seen in 24 months	Total	Change since previous quarter
Quarter ending December 2017	180	
Quarter ending March 2018	183	→
Quarter ending June 2018	179	↓
Quarter ending September 2018	173	↓
Quarter ending December 2018	170	↓
Variance since December 2017	(5.6%)	↓



ACTIVITY



Month	Adjusted Scheduled Activity (UDA)	
	2018	2019
April	-3	0
May	30	27
June	65	49
July	90	79
August	141	135
September	193	158
October	207	187
November	210	246
December	265	281
January	285	
February	336	
March	369	
April	400	
May	400	
June	400	

QUALITY

	Quantity	Base Number	Contract	AT	Region	England
% of FP17s for the same patient ID Re-attending within 3 months - Children	11	148	7.4%	11.5%	11.3%	11.8%
% of FP17s for the same patient ID Re-attending within 3 months - Adults	15	42	35.7%	14.8%	15.3%	15.6%
% of FP17s for the same patient ID Re-attending between 3 & 9 months - Children	102	148	68.9%	58.3%	61.1%	58.8%
% of FP17s for the same patient ID Re-attending between 3 & 9 months - Adults	16	42	38.1%	49.3%	52.4%	51.0%
% of FP17s for Band 1 Urgent Courses	0	168	0.0%	9.7%	9.5%	9.0%
% of FP17s Relating to Free Repair or Replacements	0	168	0.0%	0.7%	0.7%	0.8%
% of FP17s Relating to Continuations	3	168	1.8%	0.6%	0.8%	0.9%
% of Patients satisfied with the dentistry they have received	0	0	N/A	94.1%	93.1%	93.2%
% of Patients satisfied with the time they had to wait for an appointment	0	0	N/A	87.3%	87.8%	88.3%

* This is based on patients treated on this contract for their most recent course of treatment. Figures in italics indicate the base number of FP17s or Patient Questionnaire responses are less than 100. N/A is shown where the base number of responses is less than 10 during the period. % is calculated as Quantity/Base number*100

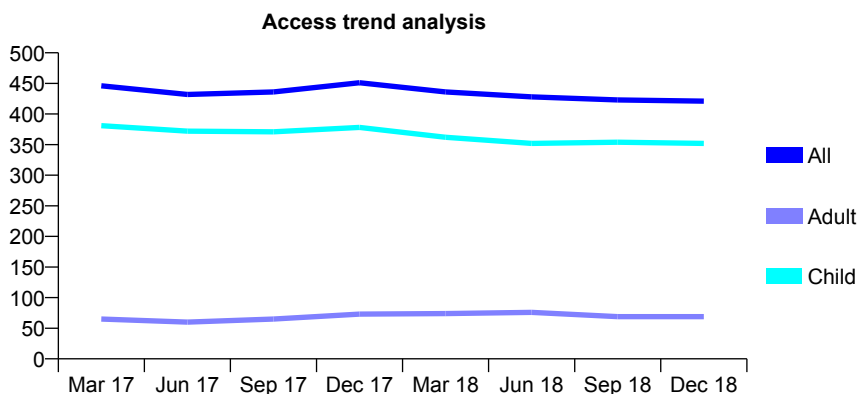
Q69 - Vital Signs At a Glance Contract Report for 815039/0001 - December 2018

Name or company name	MR PC BRASH
Contract type name	GDS Contract
Purpose of contract	General
Contract start date	01/04/2006
Contract end date	

18/19 Contracted general activity (UDA)	760
Carry forward general activity (UDA)	-15
18/19 Contracted orthodontic activity (UOA)	0
Carry forward orthodontic activity (UOA)	0
Baseline contract value	£20,592.77

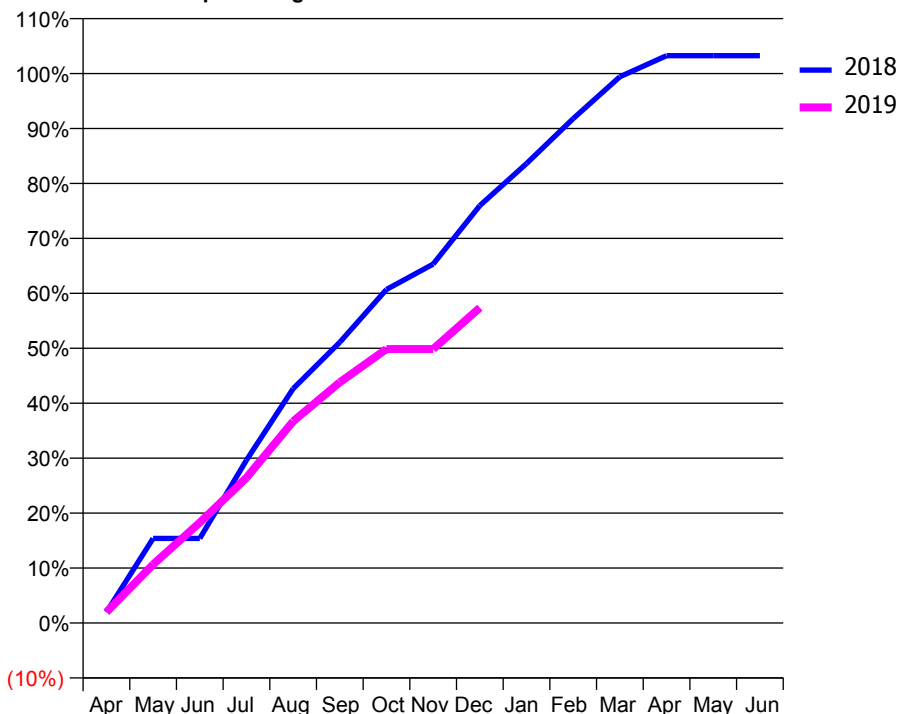
ACCESS*

Patients seen in 24 months	Total	Change since previous quarter
Quarter ending December 2017	451	
Quarter ending March 2018	436	↓
Quarter ending June 2018	428	↓
Quarter ending September 2018	423	↓
Quarter ending December 2018	421	→
Variance since December 2017	(6.7%)	↓



ACTIVITY

Cumulative percentage of contracted UDA delivered 2018 & 2019



Month	Adjusted Scheduled Activity (UDA)	
	2018	2019
April	15	15
May	117	81
June	117	139
July	225	201
August	324	279
September	388	333
October	461	379
November	496	379
December	577	436
January	635	
February	698	
March	756	
April	785	
May	785	
June	785	

QUALITY

	Quantity	Base Number	Contract	AT	Region	England
% of FP17s for the same patient ID Re-attending within 3 months - Children	11	284	3.9%	11.5%	11.3%	11.8%
% of FP17s for the same patient ID Re-attending within 3 months - Adults	1	24	4.2%	14.8%	15.3%	15.6%
% of FP17s for the same patient ID Re-attending between 3 & 9 months - Children	161	284	56.7%	58.3%	61.1%	58.8%
% of FP17s for the same patient ID Re-attending between 3 & 9 months - Adults	9	24	37.5%	49.3%	52.4%	51.0%
% of FP17s for Band 1 Urgent Courses	0	287	0.0%	9.7%	9.5%	9.0%
% of FP17s Relating to Free Repair or Replacements	0	287	0.0%	0.7%	0.7%	0.8%
% of FP17s Relating to Continuations	0	287	0.0%	0.6%	0.8%	0.9%
% of Patients satisfied with the dentistry they have received	0	0	N/A	94.1%	93.1%	93.2%
% of Patients satisfied with the time they had to wait for an appointment	0	0	N/A	87.3%	87.8%	88.3%

* This is based on patients treated on this contract for their most recent course of treatment. Figures in italics indicate the base number of FP17s or Patient Questionnaire responses are less than 100. N/A is shown where the base number of responses is less than 10 during the period. % is calculated as Quantity/Base number*100

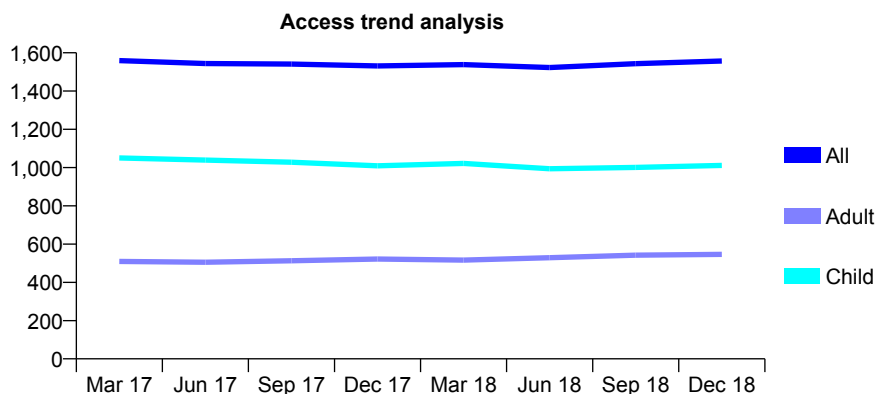
Q69 - Vital Signs At a Glance Contract Report for 820334/0001 - December 2018

Name or company name	MR A BABOOLAL
Contract type name	GDS Contract
Purpose of contract	General
Contract start date	01/04/2006
Contract end date	

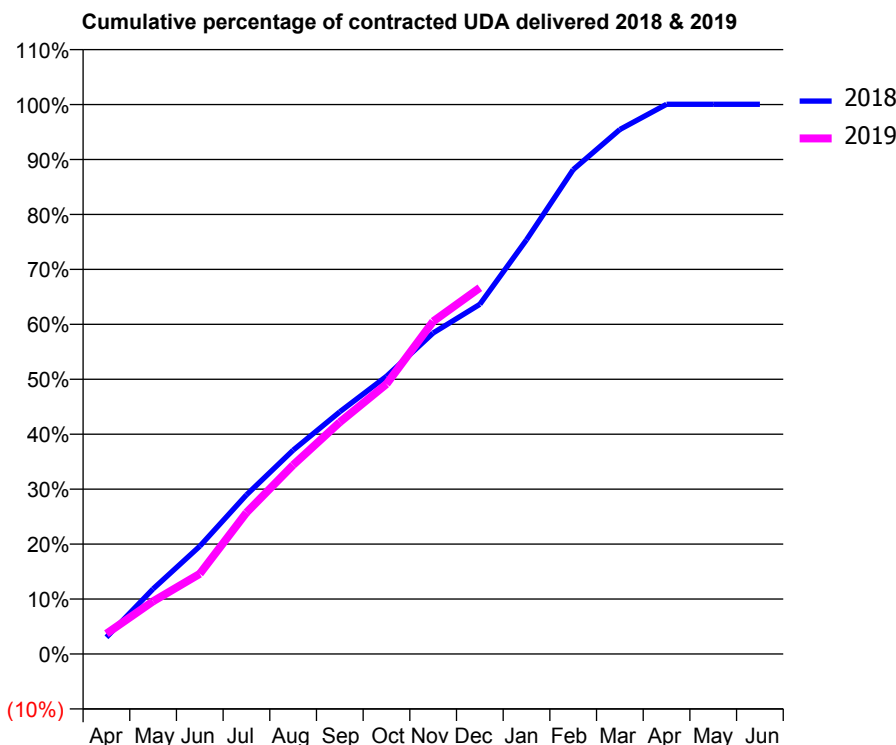
18/19 Contracted general activity (UDA)	3,755
Carry forward general activity (UDA)	-1
18/19 Contracted orthodontic activity (UOA)	0
Carry forward orthodontic activity (UOA)	0
Baseline contract value	£91,113.87

ACCESS*

Patients seen in 24 months	Total	Change since previous quarter
Quarter ending December 2017	1,531	
Quarter ending March 2018	1,538	→
Quarter ending June 2018	1,523	→
Quarter ending September 2018	1,543	→
Quarter ending December 2018	1,557	→
Variance since December 2017	1.7%	→



ACTIVITY



Month	Adjusted Scheduled Activity (UDA)	
	2018	2019
April	115	139
May	445	361
June	737	548
July	1,087	966
August	1,393	1,292
September	1,655	1,584
October	1,898	1,845
November	2,193	2,273
December	2,389	2,503
January	2,831	
February	3,310	
March	3,585	
April	3,756	
May	3,756	
June	3,756	

QUALITY

	Quantity	Base Number	Contract	AT	Region	England
% of FP17s for the same patient ID Re-attending within 3 months - Children	69	1,242	5.6%	11.5%	11.3%	11.8%
% of FP17s for the same patient ID Re-attending within 3 months - Adults	21	504	4.2%	14.8%	15.3%	15.6%
% of FP17s for the same patient ID Re-attending between 3 & 9 months - Children	886	1,242	71.3%	58.3%	61.1%	58.8%
% of FP17s for the same patient ID Re-attending between 3 & 9 months - Adults	365	504	72.4%	49.3%	52.4%	51.0%
% of FP17s for Band 1 Urgent Courses	44	1,639	2.7%	9.7%	9.5%	9.0%
% of FP17s Relating to Free Repair or Replacements	0	1,639	0.0%	0.7%	0.7%	0.8%
% of FP17s Relating to Continuations	25	1,639	1.5%	0.6%	0.8%	0.9%
% of Patients satisfied with the dentistry they have received	0	0	N/A	94.1%	93.1%	93.2%
% of Patients satisfied with the time they had to wait for an appointment	0	0	N/A	87.3%	87.8%	88.3%

* This is based on patients treated on this contract for their most recent course of treatment. Figures in italics indicate the base number of FP17s or Patient Questionnaire responses are less than 100. N/A is shown where the base number of responses is less than 10 during the period. % is calculated as Quantity/Base number*100

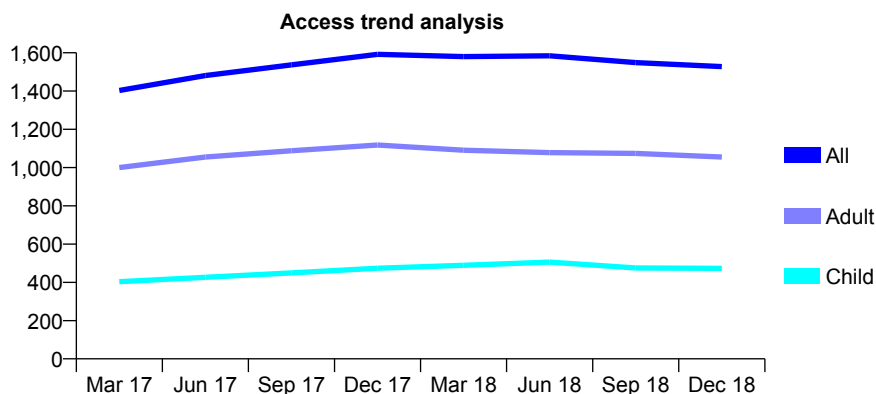
Q69 - Vital Signs At a Glance Contract Report for 826634/0001 - December 2018

Name or company name	Reading Dental Sedation Clinic
Contract type name	GDS Contract
Purpose of contract	General
Contract start date	01/04/2006
Contract end date	

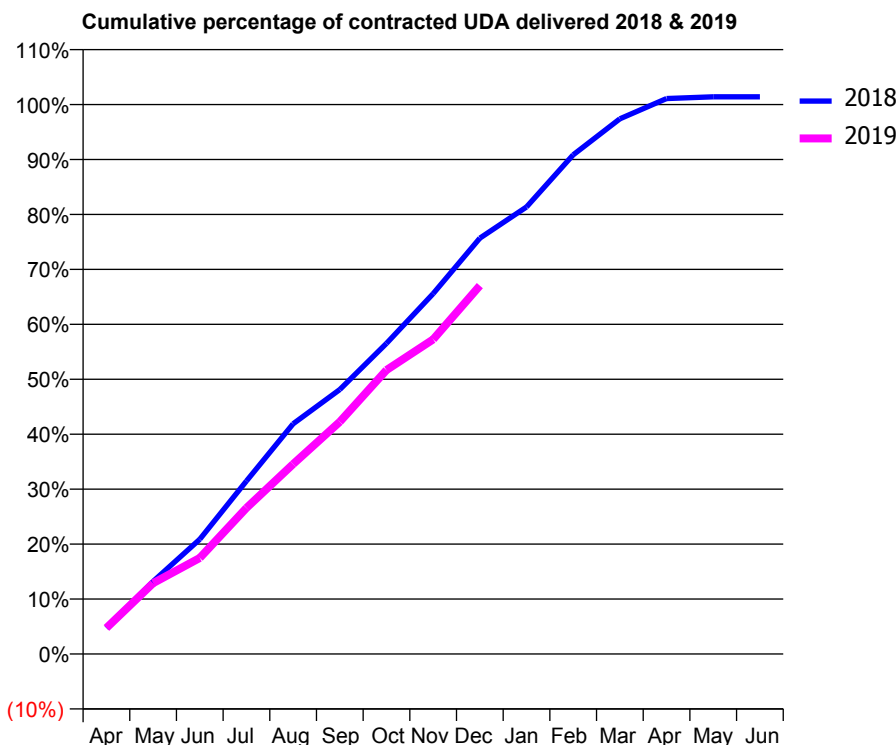
18/19 Contracted general activity (UDA)	7,776
Carry forward general activity (UDA)	-100
18/19 Contracted orthodontic activity (UOA)	0
Carry forward orthodontic activity (UOA)	0
Baseline contract value	£500,182.93

ACCESS*

Patients seen in 24 months	Total	Change since previous quarter
Quarter ending December 2017	1,592	
Quarter ending March 2018	1,580	→
Quarter ending June 2018	1,584	→
Quarter ending September 2018	1,549	↓
Quarter ending December 2018	1,528	↓
Variance since December 2017	(4.0%)	↓



ACTIVITY



Month	Adjusted Scheduled Activity (UDA)	
	2018	2019
April	336	369
May	942	1,003
June	1,490	1,359
July	2,247	2,067
August	2,989	2,688
September	3,435	3,285
October	4,034	4,018
November	4,679	4,453
December	5,400	5,213
January	5,805	
February	6,482	
March	6,948	
April	7,211	
May	7,235	
June	7,235	

QUALITY

	Quantity	Base Number	Contract	AT	Region	England
% of FP17s for the same patient ID Re-attending within 3 months - Children	5	444	1.1%	11.5%	11.3%	11.8%
% of FP17s for the same patient ID Re-attending within 3 months - Adults	6	760	0.8%	14.8%	15.3%	15.6%
% of FP17s for the same patient ID Re-attending between 3 & 9 months - Children	32	444	7.2%	58.3%	61.1%	58.8%
% of FP17s for the same patient ID Re-attending between 3 & 9 months - Adults	5	760	0.7%	49.3%	52.4%	51.0%
% of FP17s for Band 1 Urgent Courses	5	1,143	0.4%	9.7%	9.5%	9.0%
% of FP17s Relating to Free Repair or Replacements	0	1,143	0.0%	0.7%	0.7%	0.8%
% of FP17s Relating to Continuations	0	1,143	0.0%	0.6%	0.8%	0.9%
% of Patients satisfied with the dentistry they have received	1	1	N/A	94.1%	93.1%	93.2%
% of Patients satisfied with the time they had to wait for an appointment	1	1	N/A	87.3%	87.8%	88.3%

* This is based on patients treated on this contract for their most recent course of treatment. Figures in italics indicate the base number of FP17s or Patient Questionnaire responses are less than 100. N/A is shown where the base number of responses is less than 10 during the period. % is calculated as Quantity/Base number*100

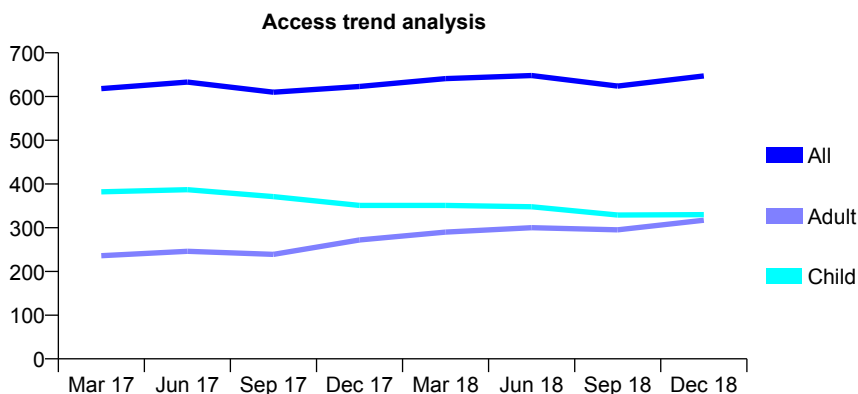
Q69 - Vital Signs At a Glance Contract Report for 829064/0001 - December 2018

Name or company name	MRS PP KOTHARI
Contract type name	GDS Contract
Purpose of contract	General
Contract start date	01/04/2006
Contract end date	

18/19 Contracted general activity (UDA)	1,400
Carry forward general activity (UDA)	-23
18/19 Contracted orthodontic activity (UOA)	0
Carry forward orthodontic activity (UOA)	0
Baseline contract value	£33,121.12

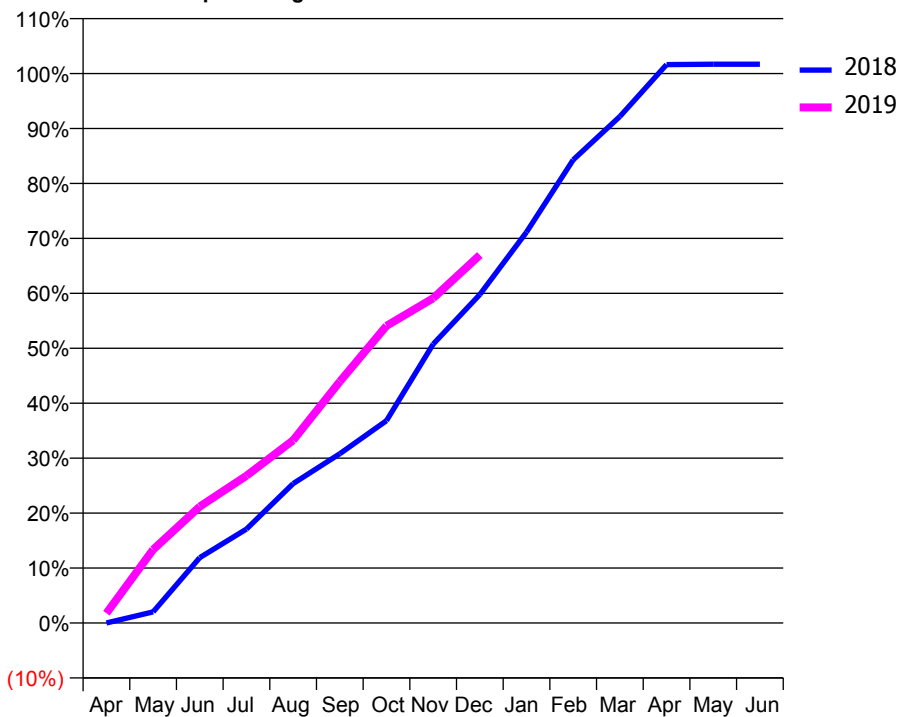
ACCESS*

Patients seen in 24 months	Total	Change since previous quarter
Quarter ending December 2017	623	
Quarter ending March 2018	641	↑
Quarter ending June 2018	648	→
Quarter ending September 2018	624	↓
Quarter ending December 2018	647	↑
Variance since December 2017	3.9%	↑



ACTIVITY

Cumulative percentage of contracted UDA delivered 2018 & 2019



Month	Adjusted Scheduled Activity (UDA)	
	2018	2019
April	0	25
May	28	187
June	167	297
July	239	375
August	355	466
September	431	615
October	516	757
November	710	827
December	837	938
January	996	
February	1,180	
March	1,290	
April	1,423	
May	1,424	
June	1,424	

QUALITY

	Quantity	Base Number	Contract	AT	Region	England
% of FP17s for the same patient ID Re-attending within 3 months - Children	19	392	4.8%	11.5%	11.3%	11.8%
% of FP17s for the same patient ID Re-attending within 3 months - Adults	5	198	2.5%	14.8%	15.3%	15.6%
% of FP17s for the same patient ID Re-attending between 3 & 9 months - Children	227	392	57.9%	58.3%	61.1%	58.8%
% of FP17s for the same patient ID Re-attending between 3 & 9 months - Adults	66	198	33.3%	49.3%	52.4%	51.0%
% of FP17s for Band 1 Urgent Courses	54	529	10.2%	9.7%	9.5%	9.0%
% of FP17s Relating to Free Repair or Replacements	3	529	0.6%	0.7%	0.7%	0.8%
% of FP17s Relating to Continuations	0	529	0.0%	0.6%	0.8%	0.9%
% of Patients satisfied with the dentistry they have received	0	0	N/A	94.1%	93.1%	93.2%
% of Patients satisfied with the time they had to wait for an appointment	0	0	N/A	87.3%	87.8%	88.3%

* This is based on patients treated on this contract for their most recent course of treatment. Figures in italics indicate the base number of FP17s or Patient Questionnaire responses are less than 100. N/A is shown where the base number of responses is less than 10 during the period. % is calculated as Quantity/Base number*100

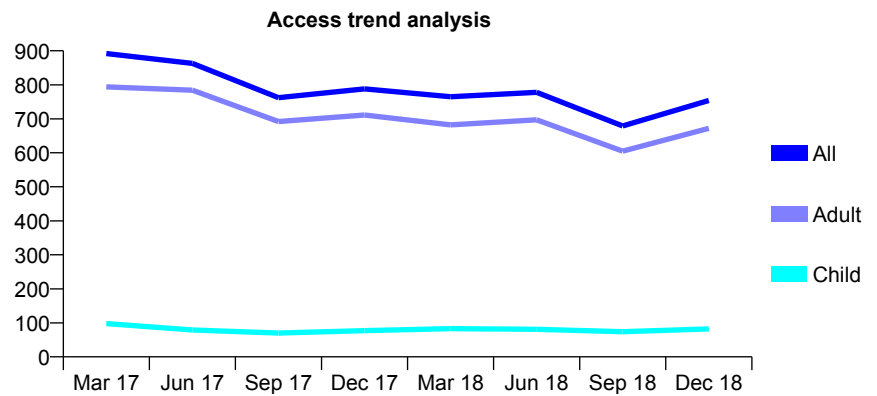
Q69 - Vital Signs At a Glance Contract Report for 829471/0006 - December 2018

Name or company name	SMILE CARE SLOUGH LTD
Contract type name	GDS Contract
Purpose of contract	General
Contract start date	01/04/2006
Contract end date	

18/19 Contracted general activity (UDA)	3,143
Carry forward general activity (UDA)	0
18/19 Contracted orthodontic activity (UOA)	0
Carry forward orthodontic activity (UOA)	0
Baseline contract value	£259,801.40

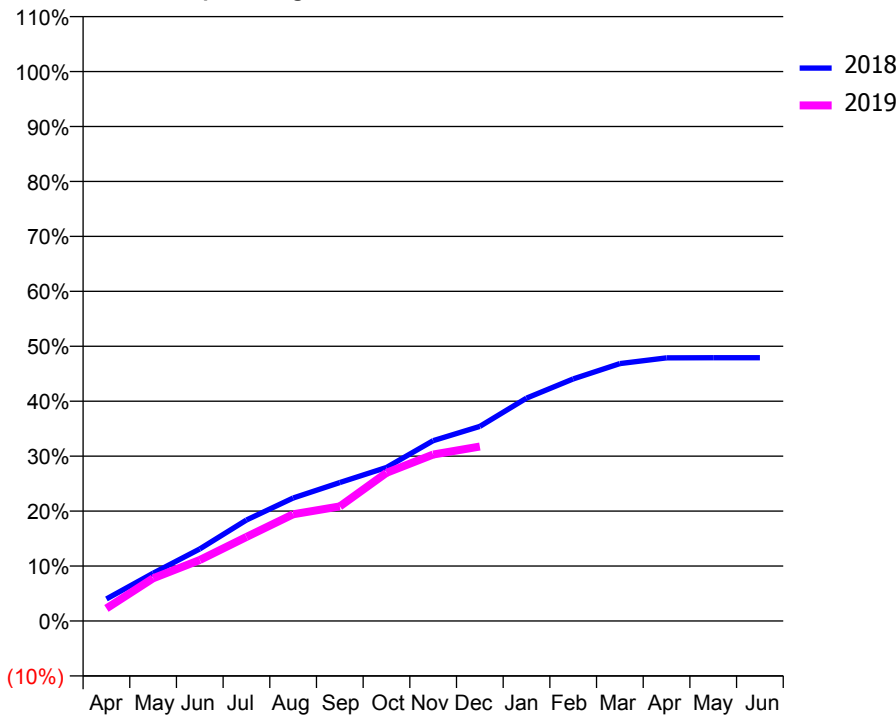
ACCESS*

Patients seen in 24 months	Total	Change since previous quarter
Quarter ending December 2017	788	
Quarter ending March 2018	765	↓
Quarter ending June 2018	778	→
Quarter ending September 2018	679	↓
Quarter ending December 2018	754	↑
Variance since December 2017	(4.3%)	↓



ACTIVITY

Cumulative percentage of contracted UDA delivered 2018 & 2019



Month	Adjusted Scheduled Activity (UDA)	
	2018	2019
April	126	72
May	273	244
June	412	349
July	578	481
August	703	611
September	792	656
October	878	848
November	1,031	953
December	1,113	998
January	1,275	
February	1,384	
March	1,473	
April	1,505	
May	1,506	
June	1,506	

QUALITY

	Quantity	Base Number	Contract	AT	Region	England
% of FP17s for the same patient ID Re-attending within 3 months - Children	2	149	1.3%	11.5%	11.3%	11.8%
% of FP17s for the same patient ID Re-attending within 3 months - Adults	7	697	1.0%	14.8%	15.3%	15.6%
% of FP17s for the same patient ID Re-attending between 3 & 9 months - Children	0	149	0.0%	58.3%	61.1%	58.8%
% of FP17s for the same patient ID Re-attending between 3 & 9 months - Adults	3	697	0.4%	49.3%	52.4%	51.0%
% of FP17s for Band 1 Urgent Courses	807	818	98.7%	9.7%	9.5%	9.0%
% of FP17s Relating to Free Repair or Replacements	0	818	0.0%	0.7%	0.7%	0.8%
% of FP17s Relating to Continuations	0	818	0.0%	0.6%	0.8%	0.9%
% of Patients satisfied with the dentistry they have received	3	3	N/A	94.1%	93.1%	93.2%
% of Patients satisfied with the time they had to wait for an appointment	3	3	N/A	87.3%	87.8%	88.3%

* This is based on patients treated on this contract for their most recent course of treatment. Figures in italics indicate the base number of FP17s or Patient Questionnaire responses are less than 100. N/A is shown where the base number of responses is less than 10 during the period. % is calculated as Quantity/Base number*100

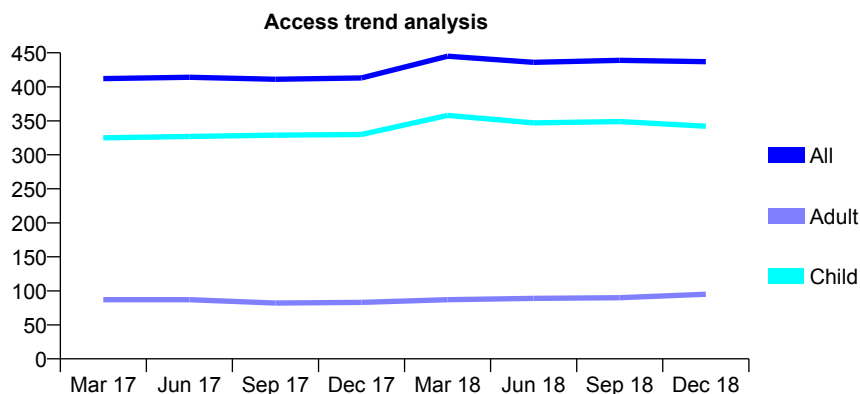
Q69 - Vital Signs At a Glance Contract Report for 830119/0001 - December 2018

Name or company name	MR MJ MCKENNY
Contract type name	GDS Contract
Purpose of contract	General
Contract start date	01/04/2008
Contract end date	

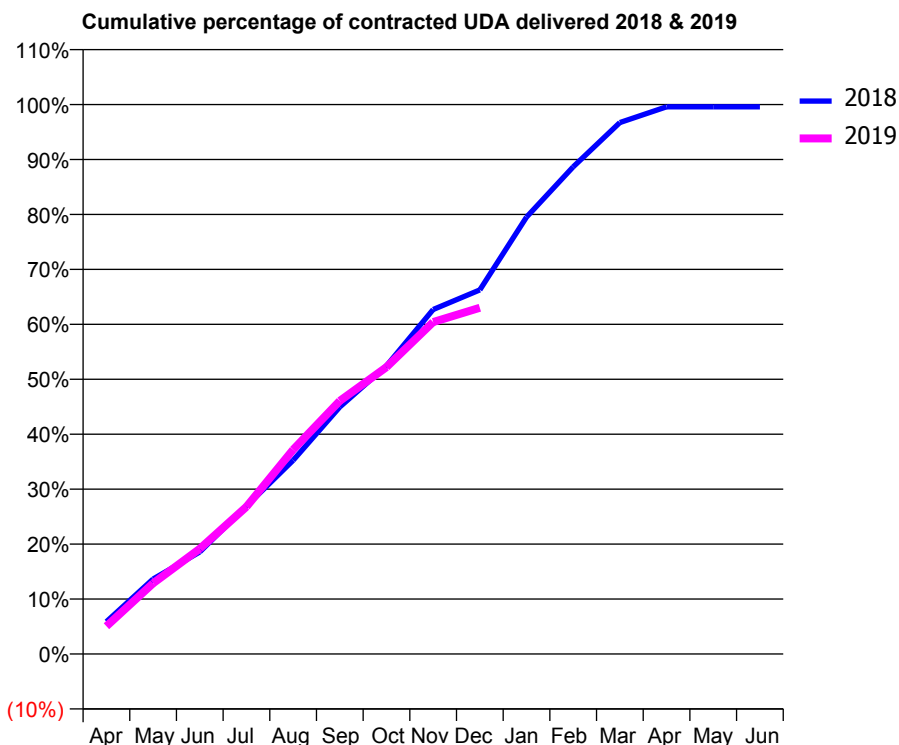
18/19 Contracted general activity (UDA)	732
Carry forward general activity (UDA)	3
18/19 Contracted orthodontic activity (UOA)	0
Carry forward orthodontic activity (UOA)	0
Baseline contract value	£16,717.66

ACCESS*

Patients seen in 24 months	Total	Change since previous quarter
Quarter ending December 2017	413	
Quarter ending March 2018	445	↑
Quarter ending June 2018	436	↓
Quarter ending September 2018	439	→
Quarter ending December 2018	437	→
Variance since December 2017	5.8%	↑



ACTIVITY



Month	Adjusted Scheduled Activity (UDA)	
	2018	2019
April	43	37
May	100	94
June	136	140
July	197	196
August	258	272
September	329	337
October	384	382
November	459	442
December	485	461
January	582	
February	649	
March	708	
April	729	
May	729	
June	729	

QUALITY

	Quantity	Base Number	Contract	AT	Region	England
% of FP17s for the same patient ID Re-attending within 3 months - Children	13	324	4.0%	11.5%	11.3%	11.8%
% of FP17s for the same patient ID Re-attending within 3 months - Adults	0	46	0.0%	14.8%	15.3%	15.6%
% of FP17s for the same patient ID Re-attending between 3 & 9 months - Children	165	324	50.9%	58.3%	61.1%	58.8%
% of FP17s for the same patient ID Re-attending between 3 & 9 months - Adults	17	46	37.0%	49.3%	52.4%	51.0%
% of FP17s for Band 1 Urgent Courses	1	353	0.3%	9.7%	9.5%	9.0%
% of FP17s Relating to Free Repair or Replacements	0	353	0.0%	0.7%	0.7%	0.8%
% of FP17s Relating to Continuations	4	353	1.1%	0.6%	0.8%	0.9%
% of Patients satisfied with the dentistry they have received	0	0	N/A	94.1%	93.1%	93.2%
% of Patients satisfied with the time they had to wait for an appointment	0	0	N/A	87.3%	87.8%	88.3%

* This is based on patients treated on this contract for their most recent course of treatment. Figures in italics indicate the base number of FP17s or Patient Questionnaire responses are less than 100. N/A is shown where the base number of responses is less than 10 during the period. % is calculated as Quantity/Base number*100

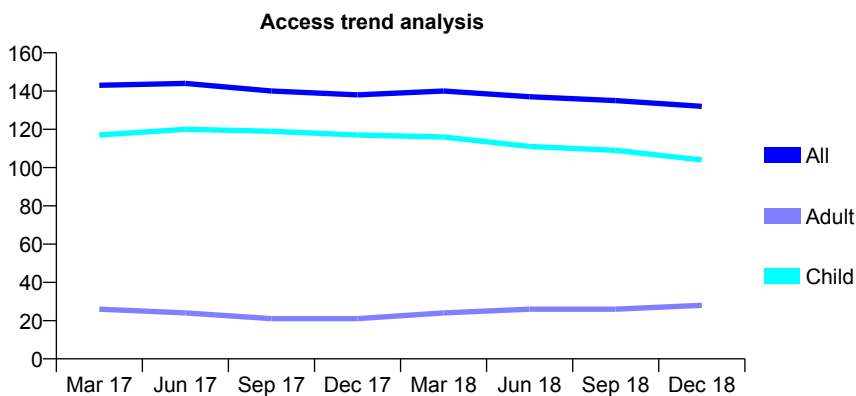
Q69 - Vital Signs At a Glance Contract Report for 830429/0001 - December 2018

Name or company name	MRS CA PEERS
Contract type name	GDS Contract
Purpose of contract	General
Contract start date	01/04/2006
Contract end date	

18/19 Contracted general activity (UDA)	293
Carry forward general activity (UDA)	0
18/19 Contracted orthodontic activity (UOA)	0
Carry forward orthodontic activity (UOA)	0
Baseline contract value	£7,126.16

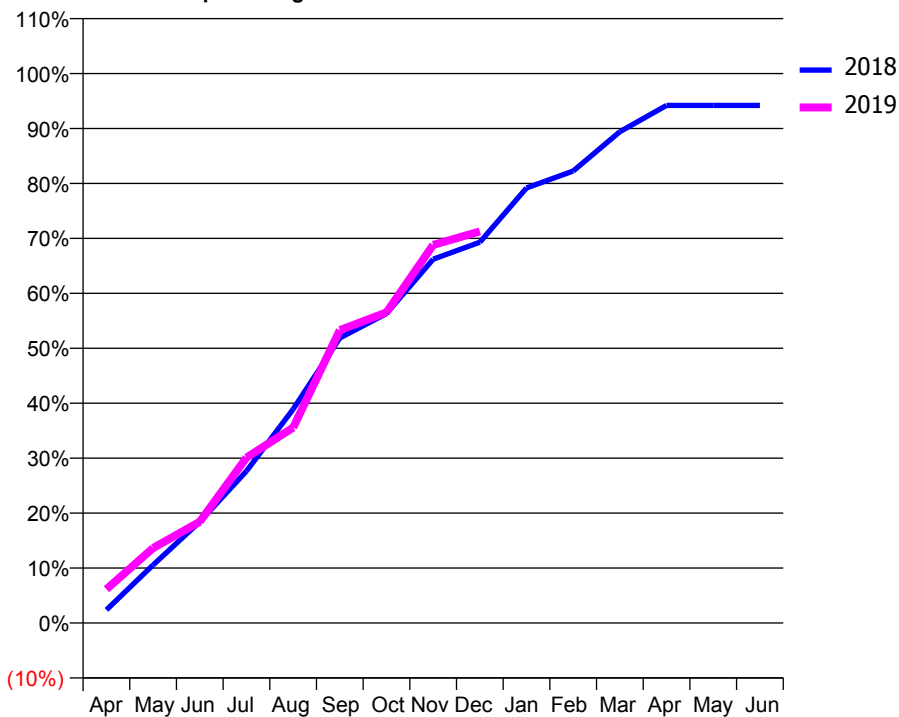
ACCESS*

Patients seen in 24 months	Total	Change since previous quarter
Quarter ending December 2017	138	
Quarter ending March 2018	140	→
Quarter ending June 2018	137	↓
Quarter ending September 2018	135	↓
Quarter ending December 2018	132	↓
Variance since December 2017	(4.3%)	↓



ACTIVITY

Cumulative percentage of contracted UDA delivered 2018 & 2019



Month	Adjusted Scheduled Activity (UDA)	
	2018	2019
April	7	18
May	31	40
June	54	54
July	81	88
August	114	104
September	152	156
October	165	166
November	194	202
December	203	209
January	232	
February	241	
March	262	
April	276	
May	276	
June	276	

QUALITY

	Quantity	Base Number	Contract	AT	Region	England
% of FP17s for the same patient ID Re-attending within 3 months - Children	18	141	12.8%	11.5%	11.3%	11.8%
% of FP17s for the same patient ID Re-attending within 3 months - Adults	1	8	12.5%	14.8%	15.3%	15.6%
% of FP17s for the same patient ID Re-attending between 3 & 9 months - Children	104	141	73.8%	58.3%	61.1%	58.8%
% of FP17s for the same patient ID Re-attending between 3 & 9 months - Adults	6	8	75.0%	49.3%	52.4%	51.0%
% of FP17s for Band 1 Urgent Courses	4	135	3.0%	9.7%	9.5%	9.0%
% of FP17s Relating to Free Repair or Replacements	0	135	0.0%	0.7%	0.7%	0.8%
% of FP17s Relating to Continuations	6	135	4.4%	0.6%	0.8%	0.9%
% of Patients satisfied with the dentistry they have received	0	0	N/A	94.1%	93.1%	93.2%
% of Patients satisfied with the time they had to wait for an appointment	0	0	N/A	87.3%	87.8%	88.3%

* This is based on patients treated on this contract for their most recent course of treatment. Figures in italics indicate the base number of FP17s or Patient Questionnaire responses are less than 100. N/A is shown where the base number of responses is less than 10 during the period. % is calculated as Quantity/Base number*100

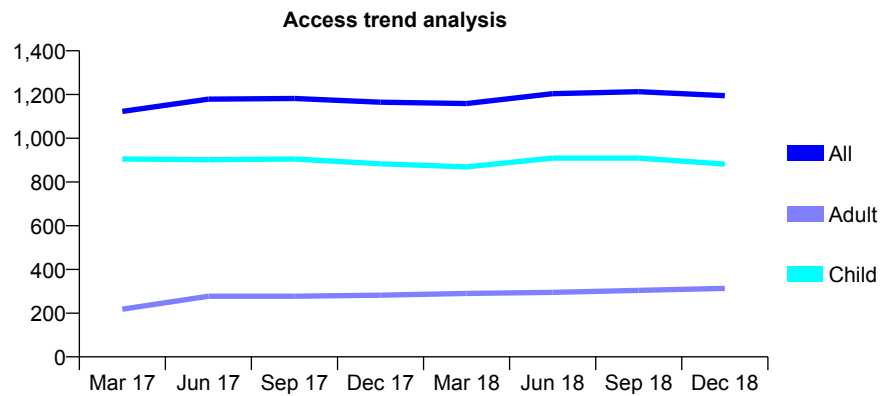
Q69 - Vital Signs At a Glance Contract Report for 834815/0001 - December 2018

Name or company name	Watlington Dental Centre
Contract type name	GDS Contract
Purpose of contract	General
Contract start date	01/04/2006
Contract end date	

18/19 Contracted general activity (UDA)	2,300
Carry forward general activity (UDA)	0
18/19 Contracted orthodontic activity (UOA)	0
Carry forward orthodontic activity (UOA)	0
Baseline contract value	£55,914.37

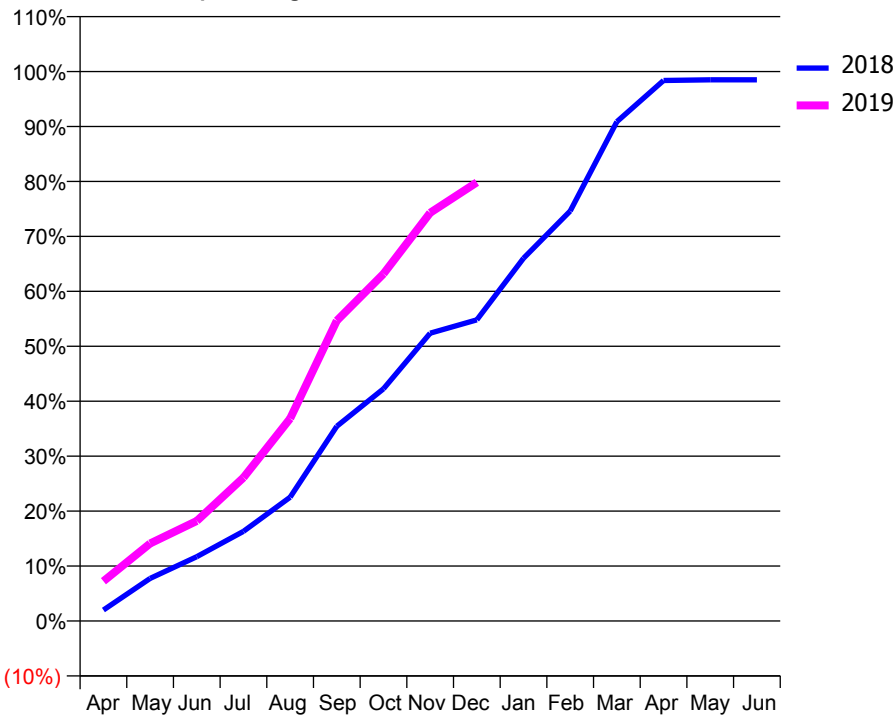
ACCESS*

Patients seen in 24 months	Total	Change since previous quarter
Quarter ending December 2017	1,165	
Quarter ending March 2018	1,159	→
Quarter ending June 2018	1,204	↑
Quarter ending September 2018	1,213	→
Quarter ending December 2018	1,195	↓
Variance since December 2017	2.6%	↑



ACTIVITY

Cumulative percentage of contracted UDA delivered 2018 & 2019



Month	Adjusted Scheduled Activity (UDA)	
	2018	2019
April	46	166
May	178	325
June	269	419
July	375	600
August	518	848
September	815	1,257
October	972	1,453
November	1,205	1,709
December	1,261	1,836
January	1,518	
February	1,716	
March	2,090	
April	2,262	
May	2,265	
June	2,265	

QUALITY

	Quantity	Base Number	Contract	AT	Region	England
% of FP17s for the same patient ID Re-attending within 3 months - Children	63	855	7.4%	11.5%	11.3%	11.8%
% of FP17s for the same patient ID Re-attending within 3 months - Adults	2	70	2.9%	14.8%	15.3%	15.6%
% of FP17s for the same patient ID Re-attending between 3 & 9 months - Children	445	855	52.0%	58.3%	61.1%	58.8%
% of FP17s for the same patient ID Re-attending between 3 & 9 months - Adults	26	70	37.1%	49.3%	52.4%	51.0%
% of FP17s for Band 1 Urgent Courses	16	874	1.8%	9.7%	9.5%	9.0%
% of FP17s Relating to Free Repair or Replacements	0	874	0.0%	0.7%	0.7%	0.8%
% of FP17s Relating to Continuations	0	874	0.0%	0.6%	0.8%	0.9%
% of Patients satisfied with the dentistry they have received	1	1	N/A	94.1%	93.1%	93.2%
% of Patients satisfied with the time they had to wait for an appointment	1	1	N/A	87.3%	87.8%	88.3%

* This is based on patients treated on this contract for their most recent course of treatment. Figures in italics indicate the base number of FP17s or Patient Questionnaire responses are less than 100. N/A is shown where the base number of responses is less than 10 during the period. % is calculated as Quantity/Base number*100

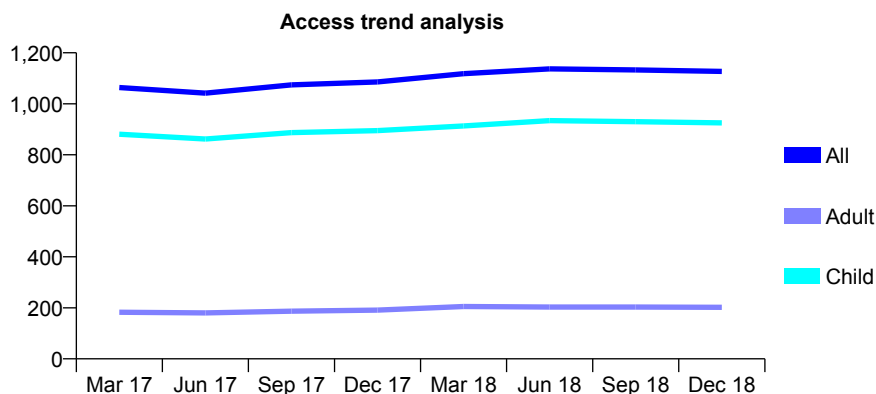
Q69 - Vital Signs At a Glance Contract Report for 839175/0004 - December 2018

Name or company name	MR U BOSE
Contract type name	GDS Contract
Purpose of contract	General
Contract start date	01/01/2013
Contract end date	

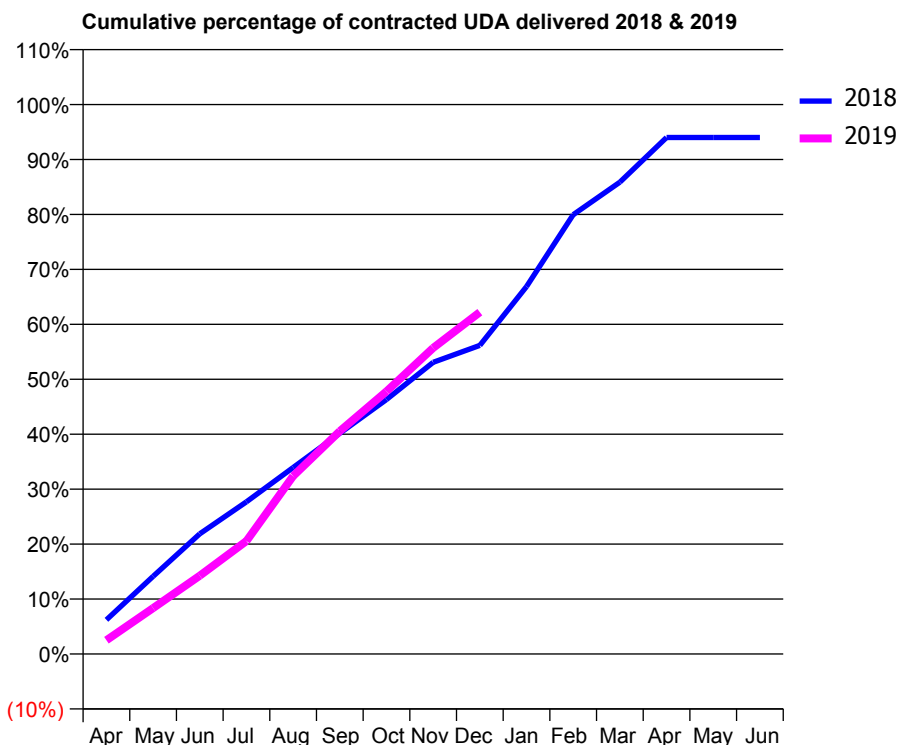
18/19 Contracted general activity (UDA)	3,000
Carry forward general activity (UDA)	0
18/19 Contracted orthodontic activity (UOA)	0
Carry forward orthodontic activity (UOA)	0
Baseline contract value	£76,737.29

ACCESS*

Patients seen in 24 months	Total	Change since previous quarter
Quarter ending December 2017	1,086	
Quarter ending March 2018	1,118	↑
Quarter ending June 2018	1,137	→
Quarter ending September 2018	1,133	→
Quarter ending December 2018	1,127	→
Variance since December 2017	3.8%	↑



ACTIVITY



Month	Adjusted Scheduled Activity (UDA)	
	2018	2019
April	187	75
May	424	251
June	656	428
July	831	617
August	1,018	972
September	1,205	1,217
October	1,389	1,434
November	1,592	1,671
December	1,685	1,866
January	2,006	
February	2,398	
March	2,576	
April	2,820	
May	2,820	
June	2,820	

QUALITY

	Quantity	Base Number	Contract	AT	Region	England
% of FP17s for the same patient ID Re-attending within 3 months - Children	469	1,589	29.5%	11.5%	11.3%	11.8%
% of FP17s for the same patient ID Re-attending within 3 months - Adults	17	99	17.2%	14.8%	15.3%	15.6%
% of FP17s for the same patient ID Re-attending between 3 & 9 months - Children	581	1,589	36.6%	58.3%	61.1%	58.8%
% of FP17s for the same patient ID Re-attending between 3 & 9 months - Adults	43	99	43.4%	49.3%	52.4%	51.0%
% of FP17s for Band 1 Urgent Courses	5	1,480	0.3%	9.7%	9.5%	9.0%
% of FP17s Relating to Free Repair or Replacements	2	1,480	0.1%	0.7%	0.7%	0.8%
% of FP17s Relating to Continuations	0	1,480	0.0%	0.6%	0.8%	0.9%
% of Patients satisfied with the dentistry they have received	1	1	N/A	94.1%	93.1%	93.2%
% of Patients satisfied with the time they had to wait for an appointment	1	1	N/A	87.3%	87.8%	88.3%

* This is based on patients treated on this contract for their most recent course of treatment. Figures in italics indicate the base number of FP17s or Patient Questionnaire responses are less than 100. N/A is shown where the base number of responses is less than 10 during the period. % is calculated as Quantity/Base number*100

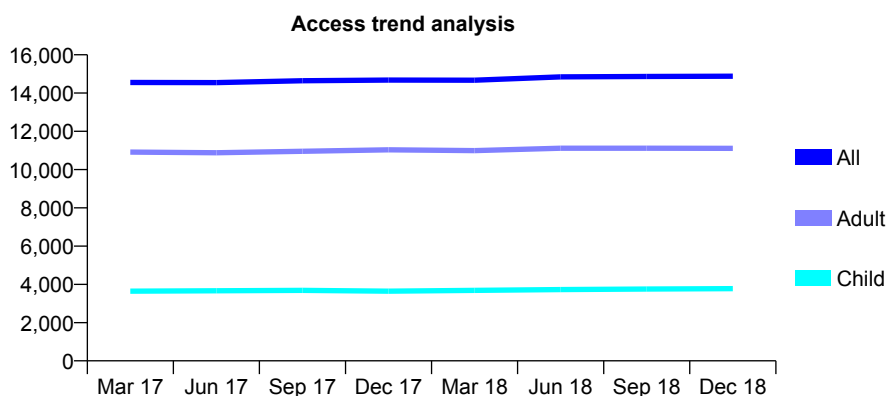
Q69 - Vital Signs At a Glance Contract Report for 842834/0001 - December 2018

Name or company name	MR HR LABBANI MOTLAGH
Contract type name	GDS Contract
Purpose of contract	General
Contract start date	01/12/2009
Contract end date	

18/19 Contracted general activity (UDA)	36,100
Carry forward general activity (UDA)	-695
18/19 Contracted orthodontic activity (UOA)	0
Carry forward orthodontic activity (UOA)	0
Baseline contract value	£1,073,247.78

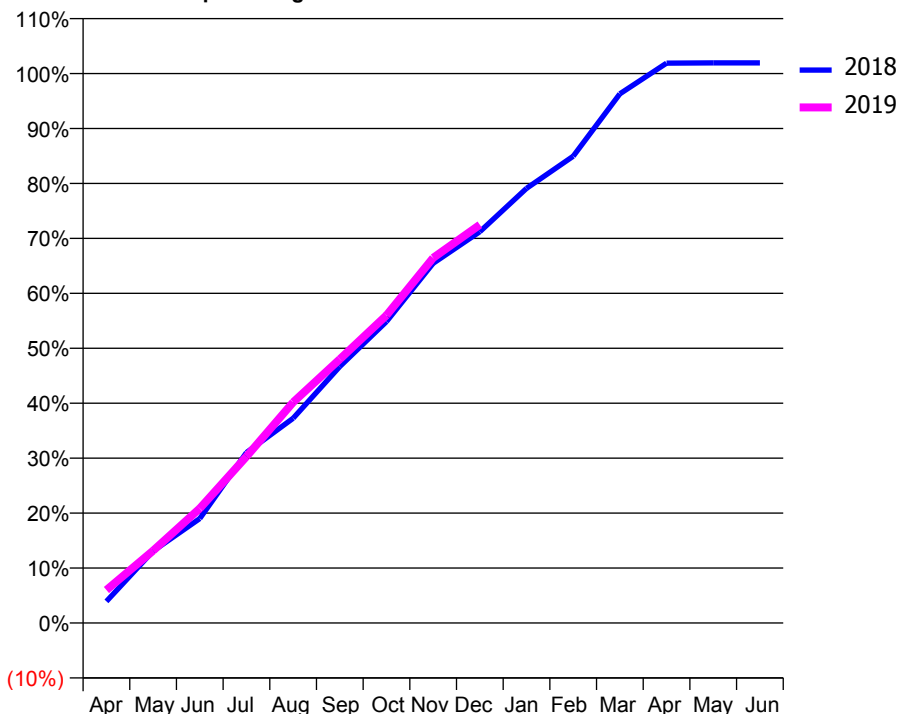
ACCESS*

Patients seen in 24 months	Total	Change since previous quarter
Quarter ending December 2017	14,678	
Quarter ending March 2018	14,674	→
Quarter ending June 2018	14,847	→
Quarter ending September 2018	14,866	→
Quarter ending December 2018	14,882	→
Variance since December 2017	1.4%	→



ACTIVITY

Cumulative percentage of contracted UDA delivered 2018 & 2019



Month	Adjusted Scheduled Activity (UDA)	
	2018	2019
April	1,424	2,166
May	4,728	4,754
June	6,864	7,526
July	11,196	10,941
August	13,452	14,504
September	16,851	17,336
October	19,806	20,219
November	23,635	23,992
December	25,710	26,160
January	28,559	
February	30,669	
March	34,769	
April	36,781	
May	36,796	
June	36,796	

QUALITY

	Quantity	Base Number	Contract	AT	Region	England
% of FP17s for the same patient ID Re-attending within 3 months - Children	66	3,891	1.7%	11.5%	11.3%	11.8%
% of FP17s for the same patient ID Re-attending within 3 months - Adults	584	10,770	5.4%	14.8%	15.3%	15.6%
% of FP17s for the same patient ID Re-attending between 3 & 9 months - Children	2,140	3,891	55.0%	58.3%	61.1%	58.8%
% of FP17s for the same patient ID Re-attending between 3 & 9 months - Adults	5,945	10,770	55.2%	49.3%	52.4%	51.0%
% of FP17s for Band 1 Urgent Courses	52	13,646	0.4%	9.7%	9.5%	9.0%
% of FP17s Relating to Free Repair or Replacements	2	13,646	0.0%	0.7%	0.7%	0.8%
% of FP17s Relating to Continuations	68	13,646	0.5%	0.6%	0.8%	0.9%
% of Patients satisfied with the dentistry they have received	35	35	100.0%	94.1%	93.1%	93.2%
% of Patients satisfied with the time they had to wait for an appointment	34	35	97.1%	87.3%	87.8%	88.3%

* This is based on patients treated on this contract for their most recent course of treatment. Figures in italics indicate the base number of FP17s or Patient Questionnaire responses are less than 100. N/A is shown where the base number of responses is less than 10 during the period. % is calculated as Quantity/Base number*100

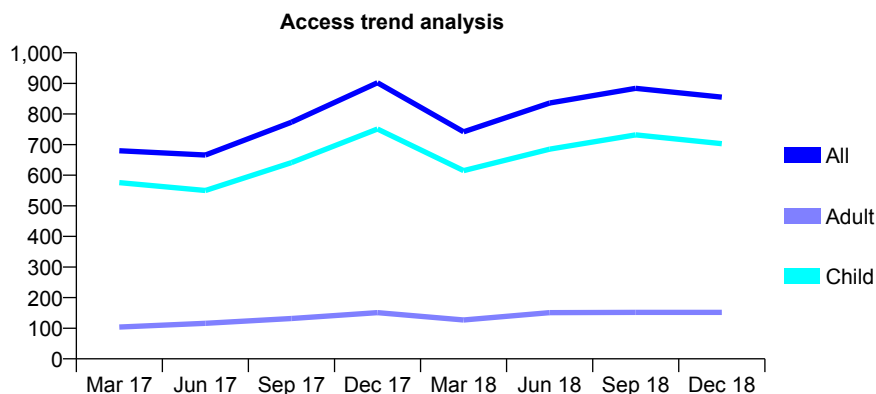
Q69 - Vital Signs At a Glance Contract Report for 847054/0001 - December 2018

Name or company name	MR RA HUGHES
Contract type name	GDS Contract
Purpose of contract	General
Contract start date	01/04/2006
Contract end date	

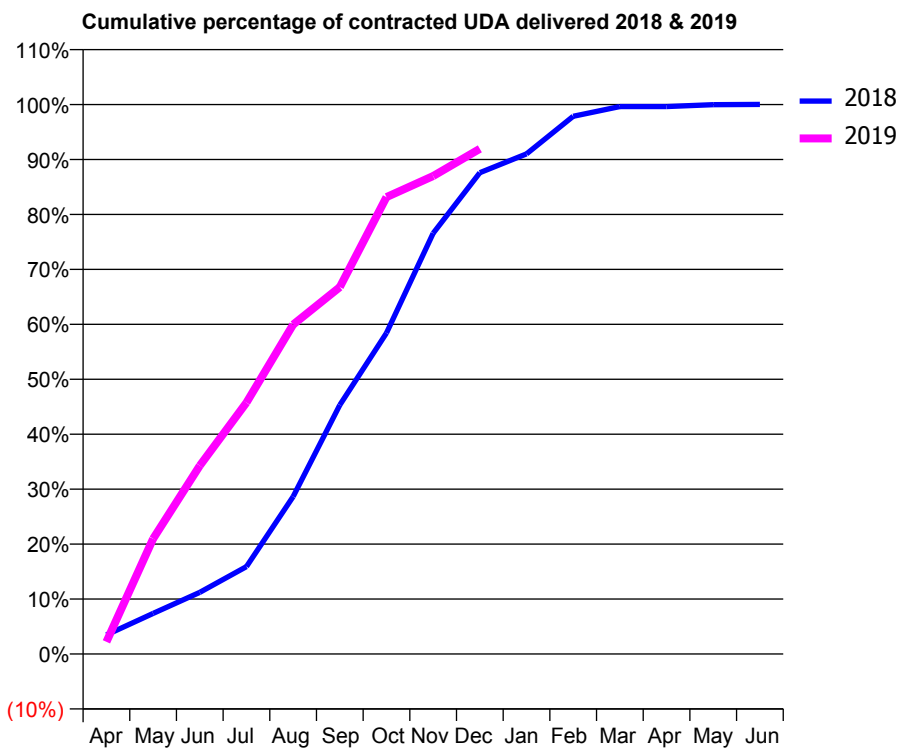
18/19 Contracted general activity (UDA)	1,526
Carry forward general activity (UDA)	0
18/19 Contracted orthodontic activity (UOA)	0
Carry forward orthodontic activity (UOA)	0
Baseline contract value	£40,771.52

ACCESS*

Patients seen in 24 months	Total	Change since previous quarter
Quarter ending December 2017	902	
Quarter ending March 2018	742	↓
Quarter ending June 2018	836	↑
Quarter ending September 2018	884	↑
Quarter ending December 2018	855	↓
Variance since December 2017	(5.2%)	↓



ACTIVITY



Month	Adjusted Scheduled Activity (UDA)	
	2018	2019
April	53	34
May	113	320
June	171	523
July	243	698
August	437	915
September	691	1,019
October	891	1,269
November	1,169	1,327
December	1,337	1,403
January	1,389	
February	1,493	
March	1,520	
April	1,520	
May	1,525	
June	1,526	

QUALITY

	Quantity	Base Number	Contract	AT	Region	England
% of FP17s for the same patient ID Re-attending within 3 months - Children	70	985	7.1%	11.5%	11.3%	11.8%
% of FP17s for the same patient ID Re-attending within 3 months - Adults	6	85	7.1%	14.8%	15.3%	15.6%
% of FP17s for the same patient ID Re-attending between 3 & 9 months - Children	415	985	42.1%	58.3%	61.1%	58.8%
% of FP17s for the same patient ID Re-attending between 3 & 9 months - Adults	19	85	22.4%	49.3%	52.4%	51.0%
% of FP17s for Band 1 Urgent Courses	40	1,066	3.8%	9.7%	9.5%	9.0%
% of FP17s Relating to Free Repair or Replacements	0	1,066	0.0%	0.7%	0.7%	0.8%
% of FP17s Relating to Continuations	0	1,066	0.0%	0.6%	0.8%	0.9%
% of Patients satisfied with the dentistry they have received	0	0	N/A	94.1%	93.1%	93.2%
% of Patients satisfied with the time they had to wait for an appointment	0	0	N/A	87.3%	87.8%	88.3%

* This is based on patients treated on this contract for their most recent course of treatment. Figures in italics indicate the base number of FP17s or Patient Questionnaire responses are less than 100. N/A is shown where the base number of responses is less than 10 during the period. % is calculated as Quantity/Base number*100

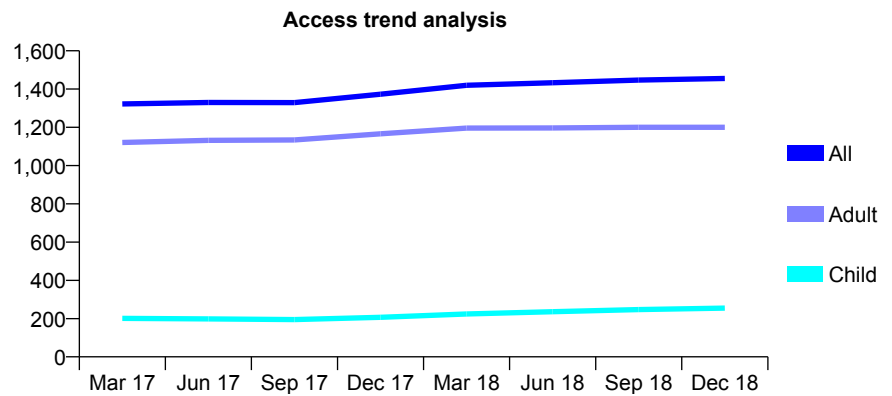
Q69 - Vital Signs At a Glance Contract Report for 848077/0001 - December 2018

Name or company name	MISS NP MCVEIGH
Contract type name	GDS Contract
Purpose of contract	General
Contract start date	01/04/2006
Contract end date	

18/19 Contracted general activity (UDA)	4,472
Carry forward general activity (UDA)	0
18/19 Contracted orthodontic activity (UOA)	0
Carry forward orthodontic activity (UOA)	0
Baseline contract value	£96,198.44

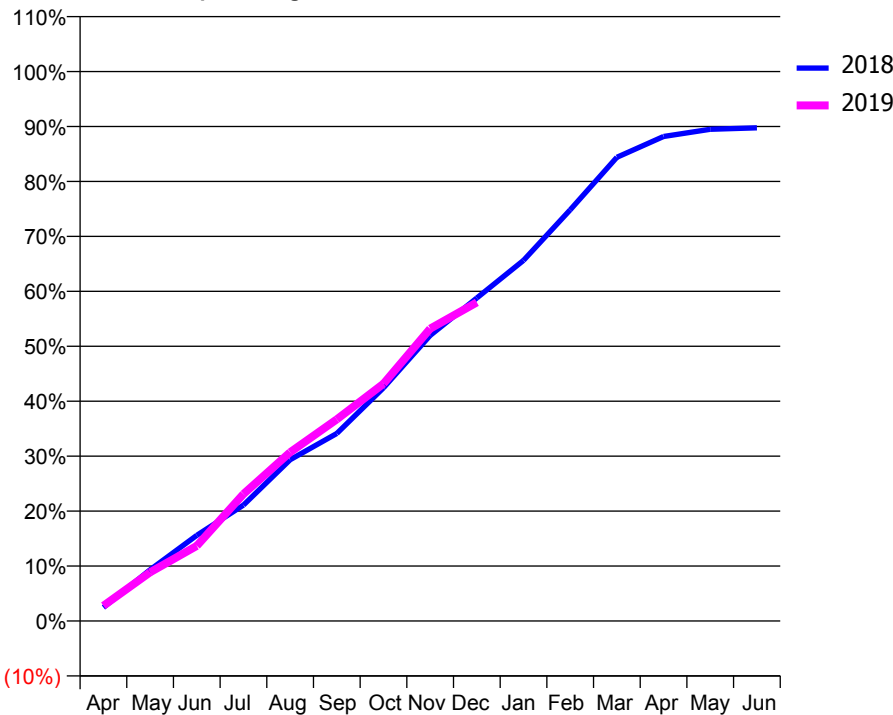
ACCESS*

Patients seen in 24 months	Total	Change since previous quarter
Quarter ending December 2017	1,373	
Quarter ending March 2018	1,420	↑
Quarter ending June 2018	1,433	→
Quarter ending September 2018	1,447	→
Quarter ending December 2018	1,455	→
Variance since December 2017	6.0%	↑



ACTIVITY

Cumulative percentage of contracted UDA delivered 2018 & 2019



Month	Adjusted Scheduled Activity (UDA)	
	2018	2019
April	111	124
May	417	396
June	697	611
July	944	1,034
August	1,313	1,374
September	1,526	1,641
October	1,898	1,931
November	2,324	2,379
December	2,628	2,593
January	2,935	
February	3,347	
March	3,774	
April	3,943	
May	4,002	
June	4,014	

QUALITY

	Quantity	Base Number	Contract	AT	Region	England
% of FP17s for the same patient ID Re-attending within 3 months - Children	17	293	5.8%	11.5%	11.3%	11.8%
% of FP17s for the same patient ID Re-attending within 3 months - Adults	167	1,313	12.7%	14.8%	15.3%	15.6%
% of FP17s for the same patient ID Re-attending between 3 & 9 months - Children	185	293	63.1%	58.3%	61.1%	58.8%
% of FP17s for the same patient ID Re-attending between 3 & 9 months - Adults	872	1,313	66.4%	49.3%	52.4%	51.0%
% of FP17s for Band 1 Urgent Courses	118	1,499	7.9%	9.7%	9.5%	9.0%
% of FP17s Relating to Free Repair or Replacements	16	1,499	1.1%	0.7%	0.7%	0.8%
% of FP17s Relating to Continuations	1	1,499	0.1%	0.6%	0.8%	0.9%
% of Patients satisfied with the dentistry they have received	1	1	N/A	94.1%	93.1%	93.2%
% of Patients satisfied with the time they had to wait for an appointment	1	1	N/A	87.3%	87.8%	88.3%

* This is based on patients treated on this contract for their most recent course of treatment. Figures in italics indicate the base number of FP17s or Patient Questionnaire responses are less than 100. N/A is shown where the base number of responses is less than 10 during the period. % is calculated as Quantity/Base number*100

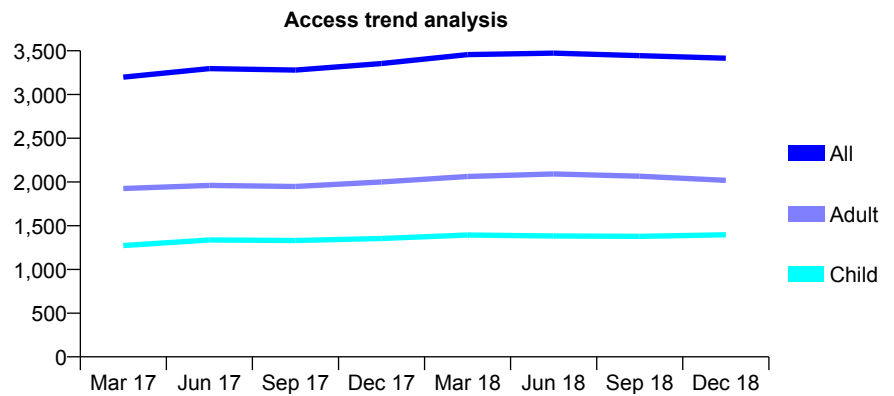
Q69 - Vital Signs At a Glance Contract Report for 854166/0001 - December 2018

Name or company name	MRS JP BENNETT
Contract type name	GDS Contract
Purpose of contract	General
Contract start date	01/04/2006
Contract end date	

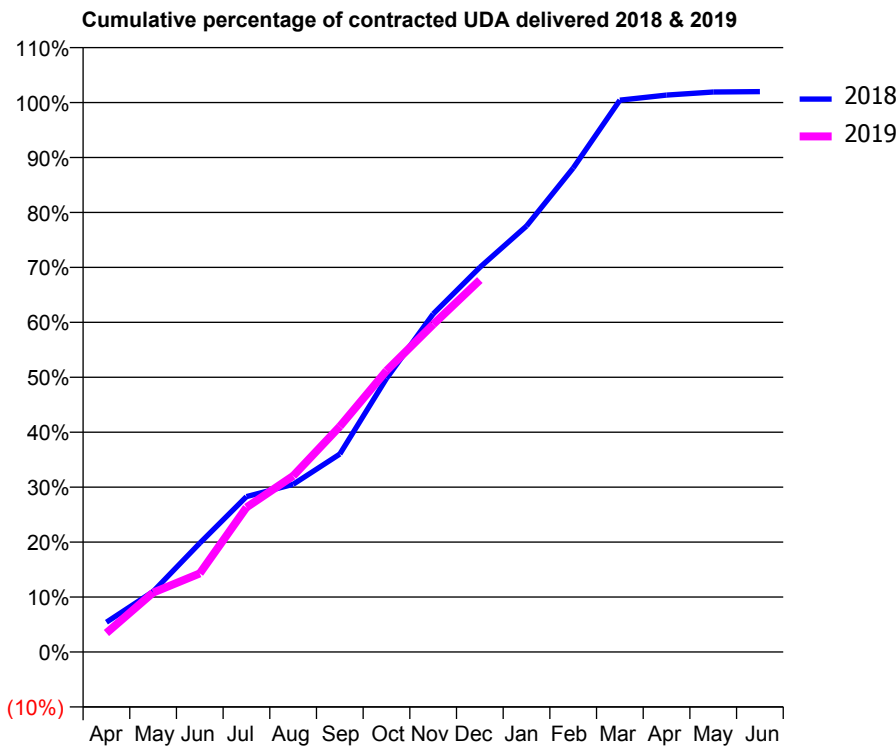
18/19 Contracted general activity (UDA)	5,983
Carry forward general activity (UDA)	-112
18/19 Contracted orthodontic activity (UOA)	0
Carry forward orthodontic activity (UOA)	0
Baseline contract value	£121,401.25

ACCESS*

Patients seen in 24 months	Total	Change since previous quarter
Quarter ending December 2017	3,354	
Quarter ending March 2018	3,456	↑
Quarter ending June 2018	3,473	→
Quarter ending September 2018	3,444	→
Quarter ending December 2018	3,415	→
Variance since December 2017	1.8%	→



ACTIVITY



Month	Adjusted Scheduled Activity (UDA)	
	2018	2019
April	310	207
May	627	646
June	1,129	856
July	1,612	1,574
August	1,738	1,917
September	2,052	2,455
October	2,837	3,063
November	3,506	3,567
December	3,988	4,050
January	4,418	
February	5,018	
March	5,722	
April	5,775	
May	5,807	
June	5,810	

QUALITY

	Quantity	Base Number	Contract	AT	Region	England
% of FP17s for the same patient ID Re-attending within 3 months - Children	159	1,396	11.4%	11.5%	11.3%	11.8%
% of FP17s for the same patient ID Re-attending within 3 months - Adults	348	1,773	19.6%	14.8%	15.3%	15.6%
% of FP17s for the same patient ID Re-attending between 3 & 9 months - Children	802	1,396	57.4%	58.3%	61.1%	58.8%
% of FP17s for the same patient ID Re-attending between 3 & 9 months - Adults	790	1,773	44.6%	49.3%	52.4%	51.0%
% of FP17s for Band 1 Urgent Courses	281	2,337	12.0%	9.7%	9.5%	9.0%
% of FP17s Relating to Free Repair or Replacements	8	2,337	0.3%	0.7%	0.7%	0.8%
% of FP17s Relating to Continuations	0	2,337	0.0%	0.6%	0.8%	0.9%
% of Patients satisfied with the dentistry they have received	1	1	N/A	94.1%	93.1%	93.2%
% of Patients satisfied with the time they had to wait for an appointment	1	1	N/A	87.3%	87.8%	88.3%

* This is based on patients treated on this contract for their most recent course of treatment. Figures in italics indicate the base number of FP17s or Patient Questionnaire responses are less than 100. N/A is shown where the base number of responses is less than 10 during the period. % is calculated as Quantity/Base number*100

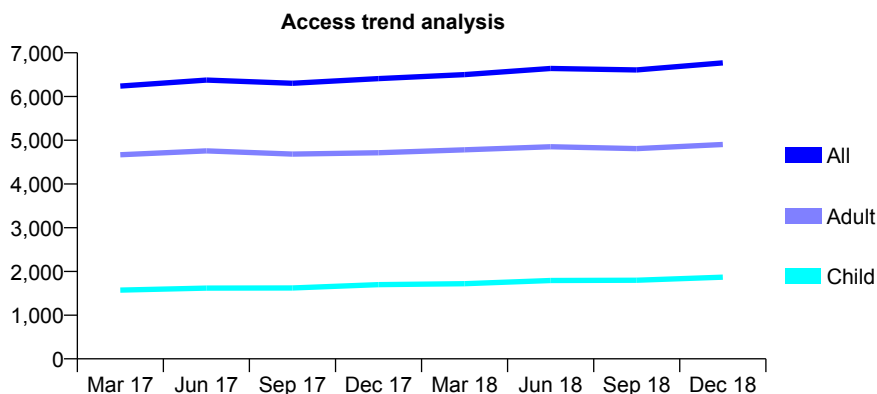
Q69 - Vital Signs At a Glance Contract Report for 889660/0001 - December 2018

Name or company name	MR B AHMED
Contract type name	GDS Contract
Purpose of contract	General
Contract start date	25/07/2012
Contract end date	

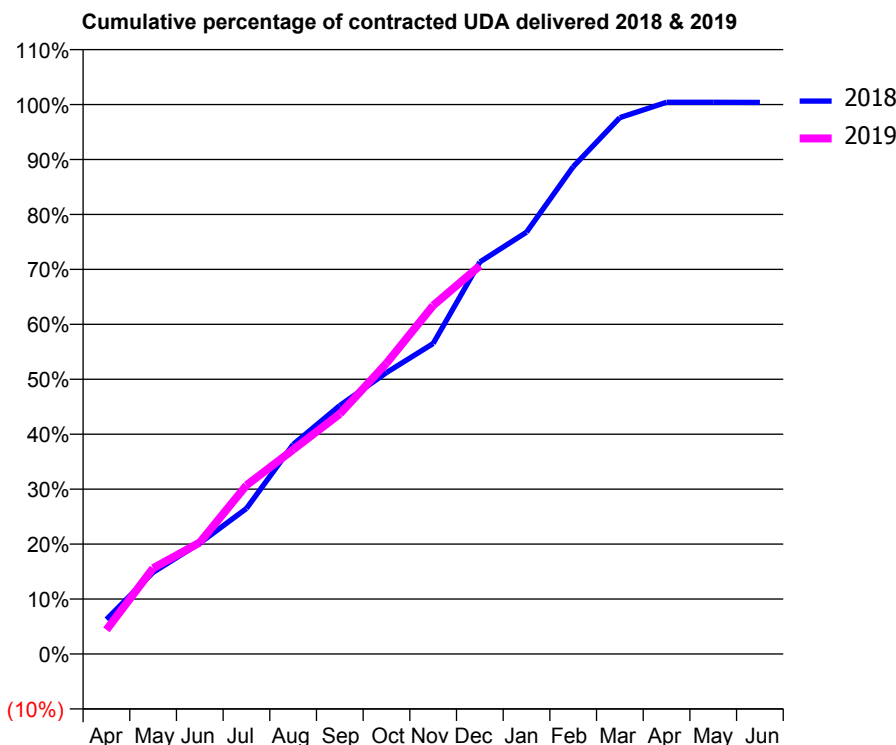
18/19 Contracted general activity (UDA)	13,650
Carry forward general activity (UDA)	-52
18/19 Contracted orthodontic activity (UOA)	0
Carry forward orthodontic activity (UOA)	0
Baseline contract value	£333,466.62

ACCESS*

Patients seen in 24 months	Total	Change since previous quarter
Quarter ending December 2017	6,411	
Quarter ending March 2018	6,501	→
Quarter ending June 2018	6,642	↑
Quarter ending September 2018	6,607	→
Quarter ending December 2018	6,769	↑
Variance since December 2017	5.6%	↑



ACTIVITY



Month	Adjusted Scheduled Activity (UDA)	
	2018	2019
April	851	600
May	2,008	2,133
June	2,725	2,771
July	3,577	4,191
August	5,149	5,076
September	6,104	5,965
October	6,914	7,223
November	7,627	8,657
December	9,629	9,643
January	10,364	
February	11,971	
March	13,178	
April	13,554	
May	13,555	
June	13,552	

QUALITY

	Quantity	Base Number	Contract	AT	Region	England
% of FP17s for the same patient ID Re-attending within 3 months - Children	112	2,012	5.6%	11.5%	11.3%	11.8%
% of FP17s for the same patient ID Re-attending within 3 months - Adults	528	4,894	10.8%	14.8%	15.3%	15.6%
% of FP17s for the same patient ID Re-attending between 3 & 9 months - Children	1,166	2,012	58.0%	58.3%	61.1%	58.8%
% of FP17s for the same patient ID Re-attending between 3 & 9 months - Adults	2,627	4,894	53.7%	49.3%	52.4%	51.0%
% of FP17s for Band 1 Urgent Courses	561	5,956	9.4%	9.7%	9.5%	9.0%
% of FP17s Relating to Free Repair or Replacements	4	5,956	0.1%	0.7%	0.7%	0.8%
% of FP17s Relating to Continuations	2	5,956	0.0%	0.6%	0.8%	0.9%
% of Patients satisfied with the dentistry they have received	1	1	N/A	94.1%	93.1%	93.2%
% of Patients satisfied with the time they had to wait for an appointment	1	1	N/A	87.3%	87.8%	88.3%

* This is based on patients treated on this contract for their most recent course of treatment. Figures in italics indicate the base number of FP17s or Patient Questionnaire responses are less than 100. N/A is shown where the base number of responses is less than 10 during the period. % is calculated as Quantity/Base number*100

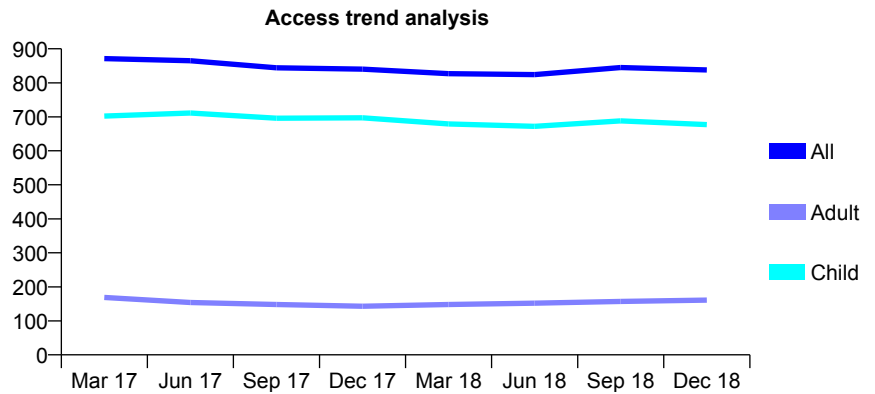
Q69 - Vital Signs At a Glance Contract Report for 905763/0001 - December 2018

Name or company name	MR HR PATEL
Contract type name	GDS Contract
Purpose of contract	General
Contract start date	01/04/2006
Contract end date	

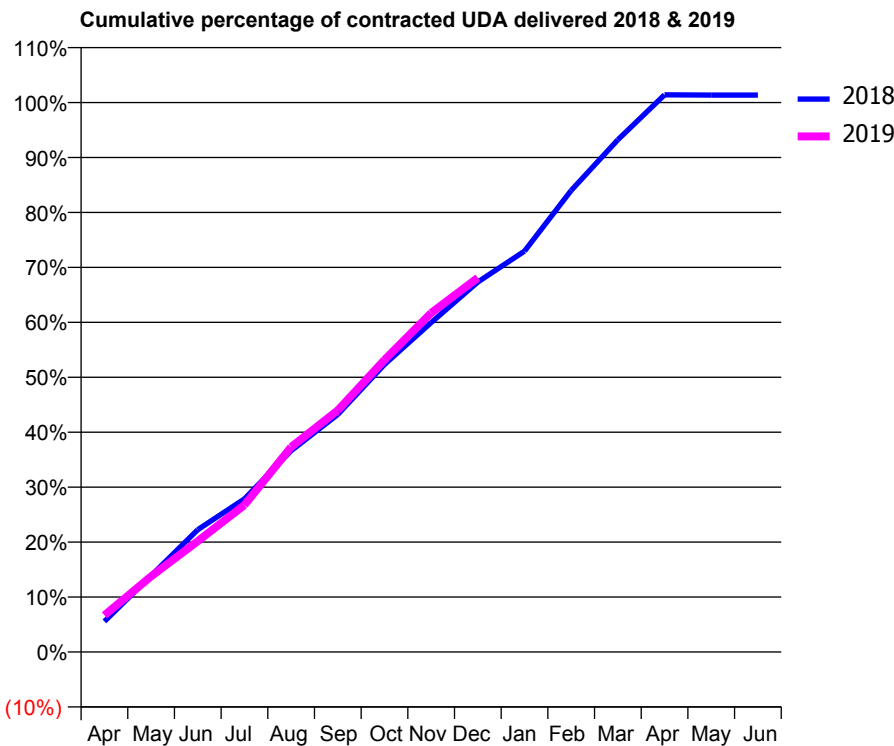
18/19 Contracted general activity (UDA)	2,000
Carry forward general activity (UDA)	-26
18/19 Contracted orthodontic activity (UOA)	0
Carry forward orthodontic activity (UOA)	0
Baseline contract value	£45,816.12

ACCESS*

Patients seen in 24 months	Total	Change since previous quarter
Quarter ending December 2017	840	
Quarter ending March 2018	827	↓
Quarter ending June 2018	824	→
Quarter ending September 2018	845	↑
Quarter ending December 2018	838	→
Variance since December 2017	(0.2%)	→



ACTIVITY



Month	Adjusted Scheduled Activity (UDA)	
	2018	2019
April	111	134
May	278	275
June	445	403
July	558	535
August	732	746
September	864	880
October	1,047	1,063
November	1,199	1,234
December	1,346	1,362
January	1,459	
February	1,680	
March	1,864	
April	2,028	
May	2,027	
June	2,027	

QUALITY

	Quantity	Base Number	Contract	AT	Region	England
% of FP17s for the same patient ID Re-attending within 3 months - Children	46	809	5.7%	11.5%	11.3%	11.8%
% of FP17s for the same patient ID Re-attending within 3 months - Adults	19	102	18.6%	14.8%	15.3%	15.6%
% of FP17s for the same patient ID Re-attending between 3 & 9 months - Children	465	809	57.5%	58.3%	61.1%	58.8%
% of FP17s for the same patient ID Re-attending between 3 & 9 months - Adults	59	102	57.8%	49.3%	52.4%	51.0%
% of FP17s for Band 1 Urgent Courses	36	824	4.4%	9.7%	9.5%	9.0%
% of FP17s Relating to Free Repair or Replacements	0	824	0.0%	0.7%	0.7%	0.8%
% of FP17s Relating to Continuations	0	824	0.0%	0.6%	0.8%	0.9%
% of Patients satisfied with the dentistry they have received	1	1	N/A	94.1%	93.1%	93.2%
% of Patients satisfied with the time they had to wait for an appointment	1	1	N/A	87.3%	87.8%	88.3%

* This is based on patients treated on this contract for their most recent course of treatment. Figures in italics indicate the base number of FP17s or Patient Questionnaire responses are less than 100. N/A is shown where the base number of responses is less than 10 during the period. % is calculated as Quantity/Base number*100

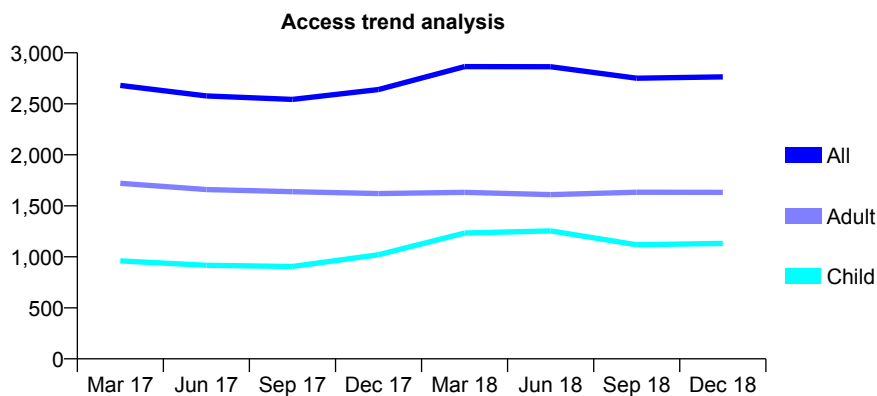
Q69 - Vital Signs At a Glance Contract Report for 905860/0004 - December 2018

Name or company name	MR A MAKHANI
Contract type name	GDS Contract
Purpose of contract	General
Contract start date	01/04/2006
Contract end date	

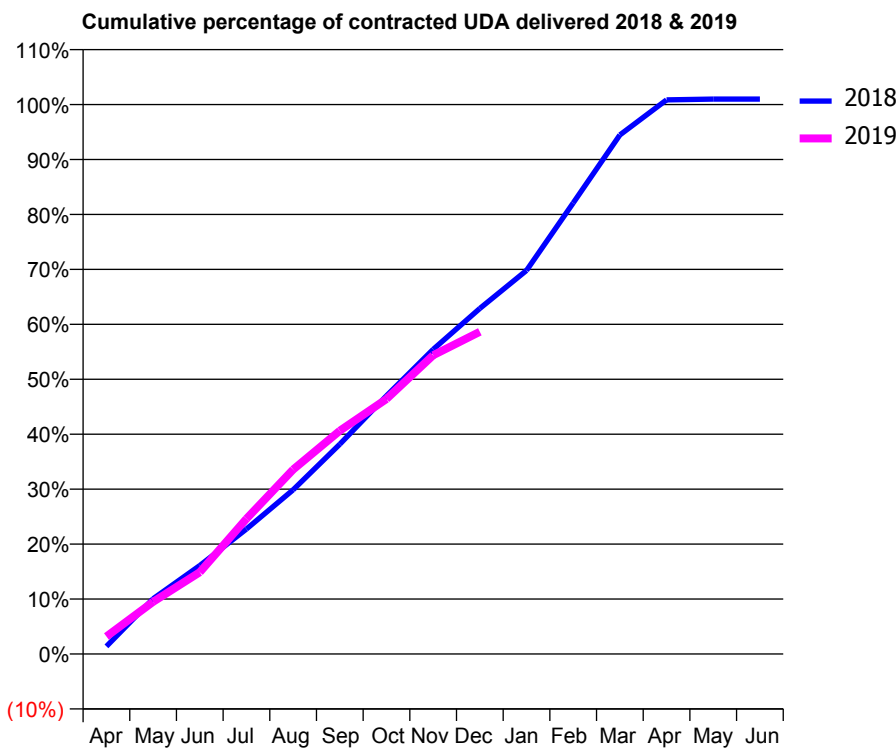
18/19 Contracted general activity (UDA)	6,612
Carry forward general activity (UDA)	-62
18/19 Contracted orthodontic activity (UOA)	0
Carry forward orthodontic activity (UOA)	0
Baseline contract value	£166,286.71

ACCESS*

Patients seen in 24 months	Total	Change since previous quarter
Quarter ending December 2017	2,640	
Quarter ending March 2018	2,865	↑
Quarter ending June 2018	2,864	→
Quarter ending September 2018	2,751	↓
Quarter ending December 2018	2,764	→
Variance since December 2017	4.7%	↑



ACTIVITY



Month	Adjusted Scheduled Activity (UDA)	
	2018	2019
April	88	210
May	634	628
June	1,013	984
July	1,432	1,627
August	1,882	2,220
September	2,405	2,687
October	2,959	3,069
November	3,491	3,595
December	3,960	3,877
January	4,396	
February	5,168	
March	5,949	
April	6,350	
May	6,359	
June	6,360	

QUALITY

	Quantity	Base Number	Contract	AT	Region	England
% of FP17s for the same patient ID Re-attending within 3 months - Children	83	1,083	7.7%	11.5%	11.3%	11.8%
% of FP17s for the same patient ID Re-attending within 3 months - Adults	186	1,279	14.5%	14.8%	15.3%	15.6%
% of FP17s for the same patient ID Re-attending between 3 & 9 months - Children	550	1,083	50.8%	58.3%	61.1%	58.8%
% of FP17s for the same patient ID Re-attending between 3 & 9 months - Adults	565	1,279	44.2%	49.3%	52.4%	51.0%
% of FP17s for Band 1 Urgent Courses	164	2,119	7.7%	9.7%	9.5%	9.0%
% of FP17s Relating to Free Repair or Replacements	11	2,119	0.5%	0.7%	0.7%	0.8%
% of FP17s Relating to Continuations	3	2,119	0.1%	0.6%	0.8%	0.9%
% of Patients satisfied with the dentistry they have received	1	1	N/A	94.1%	93.1%	93.2%
% of Patients satisfied with the time they had to wait for an appointment	0	1	N/A	87.3%	87.8%	88.3%

* This is based on patients treated on this contract for their most recent course of treatment. Figures in italics indicate the base number of FP17s or Patient Questionnaire responses are less than 100. N/A is shown where the base number of responses is less than 10 during the period. % is calculated as Quantity/Base number*100

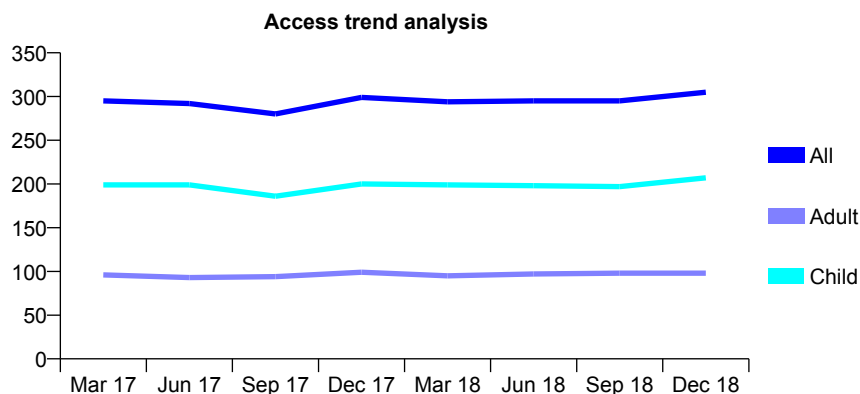
Q69 - Vital Signs At a Glance Contract Report for 911658/0001 - December 2018

Name or company name	Portman Maidenhead Partnership
Contract type name	GDS Contract
Purpose of contract	General
Contract start date	01/04/2006
Contract end date	

18/19 Contracted general activity (UDA)	520
Carry forward general activity (UDA)	-10
18/19 Contracted orthodontic activity (UOA)	0
Carry forward orthodontic activity (UOA)	0
Baseline contract value	£12,284.84

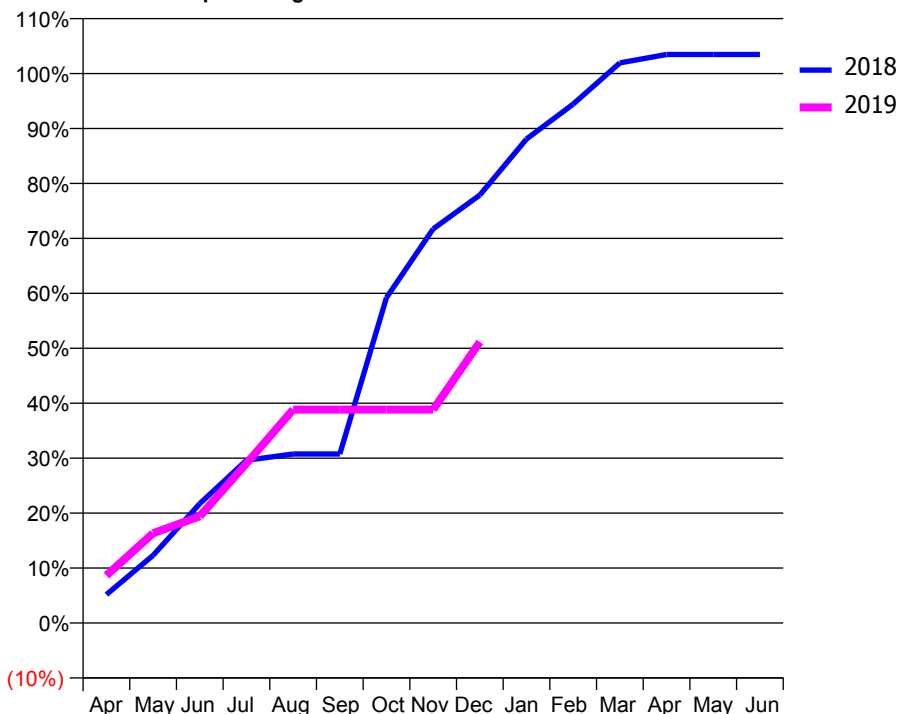
ACCESS*

Patients seen in 24 months	Total	Change since previous quarter
Quarter ending December 2017	299	
Quarter ending March 2018	294	↓
Quarter ending June 2018	295	→
Quarter ending September 2018	295	→
Quarter ending December 2018	305	↑
Variance since December 2017	2.0%	↑



ACTIVITY

Cumulative percentage of contracted UDA delivered 2018 & 2019



Month	Adjusted Scheduled Activity (UDA)	
	2018	2019
April	27	45
May	64	85
June	113	101
July	154	151
August	160	202
September	160	202
October	308	202
November	373	202
December	405	266
January	458	
February	491	
March	530	
April	538	
May	538	
June	538	

QUALITY

	Quantity	Base Number	Contract	AT	Region	England
% of FP17s for the same patient ID Re-attending within 3 months - Children	6	225	2.7%	11.5%	11.3%	11.8%
% of FP17s for the same patient ID Re-attending within 3 months - Adults	4	59	6.8%	14.8%	15.3%	15.6%
% of FP17s for the same patient ID Re-attending between 3 & 9 months - Children	133	225	59.1%	58.3%	61.1%	58.8%
% of FP17s for the same patient ID Re-attending between 3 & 9 months - Adults	24	59	40.7%	49.3%	52.4%	51.0%
% of FP17s for Band 1 Urgent Courses	0	276	0.0%	9.7%	9.5%	9.0%
% of FP17s Relating to Free Repair or Replacements	0	276	0.0%	0.7%	0.7%	0.8%
% of FP17s Relating to Continuations	0	276	0.0%	0.6%	0.8%	0.9%
% of Patients satisfied with the dentistry they have received	0	0	N/A	94.1%	93.1%	93.2%
% of Patients satisfied with the time they had to wait for an appointment	0	0	N/A	87.3%	87.8%	88.3%

* This is based on patients treated on this contract for their most recent course of treatment. Figures in italics indicate the base number of FP17s or Patient Questionnaire responses are less than 100. N/A is shown where the base number of responses is less than 10 during the period. % is calculated as Quantity/Base number*100

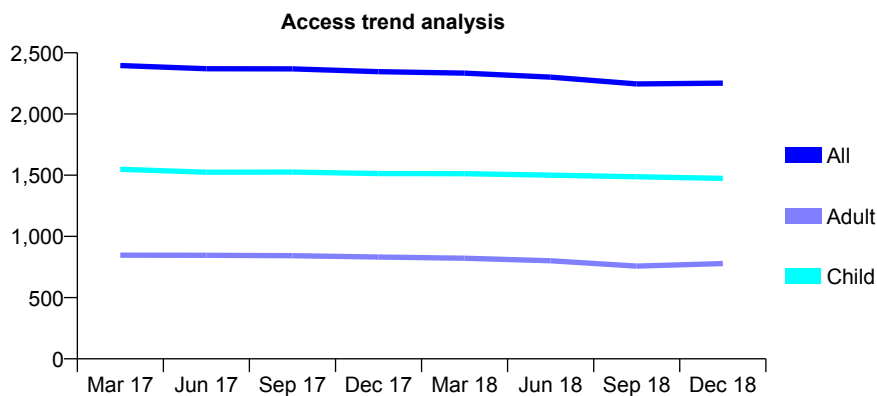
Q69 - Vital Signs At a Glance Contract Report for 912344/0001 - December 2018

Name or company name	MISS LE DAVIES
Contract type name	GDS Contract
Purpose of contract	General
Contract start date	01/04/2006
Contract end date	

18/19 Contracted general activity (UDA)	5,439
Carry forward general activity (UDA)	0
18/19 Contracted orthodontic activity (UOA)	0
Carry forward orthodontic activity (UOA)	0
Baseline contract value	£115,420.58

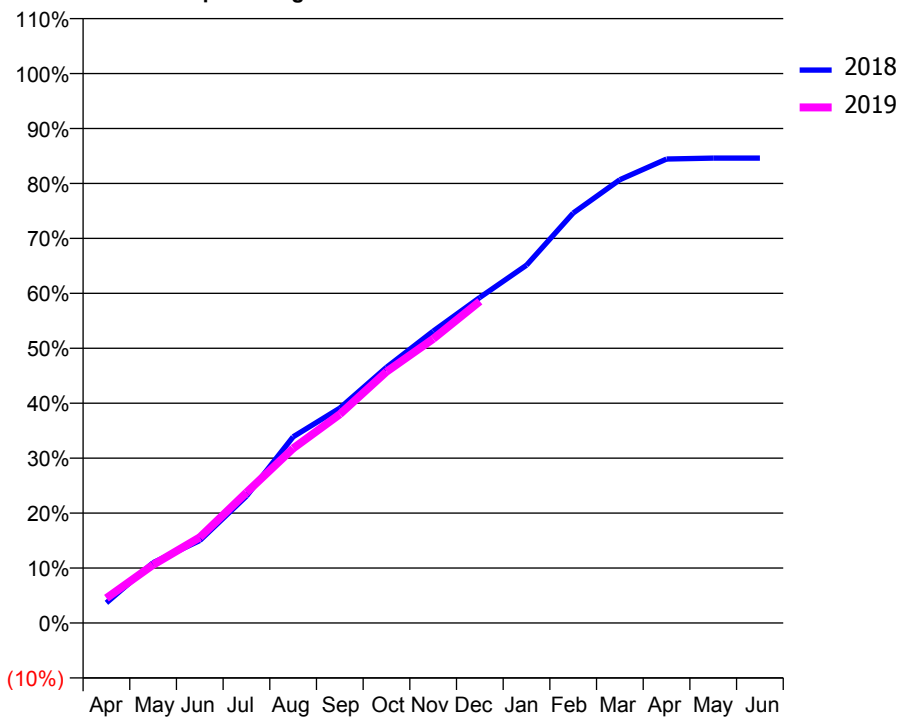
ACCESS*

Patients seen in 24 months	Total	Change since previous quarter
Quarter ending December 2017	2,346	
Quarter ending March 2018	2,334	→
Quarter ending June 2018	2,301	↓
Quarter ending September 2018	2,246	↓
Quarter ending December 2018	2,252	→
Variance since December 2017	(4.0%)	↓



ACTIVITY

Cumulative percentage of contracted UDA delivered 2018 & 2019



Month	Adjusted Scheduled Activity (UDA)	
	2018	2019
April	200	246
May	598	576
June	816	848
July	1,256	1,291
August	1,844	1,729
September	2,127	2,067
October	2,531	2,487
November	2,889	2,812
December	3,223	3,184
January	3,542	
February	4,057	
March	4,387	
April	4,592	
May	4,602	
June	4,602	

QUALITY

	Quantity	Base Number	Contract	AT	Region	England
% of FP17s for the same patient ID Re-attending within 3 months - Children	124	1,410	8.8%	11.5%	11.3%	11.8%
% of FP17s for the same patient ID Re-attending within 3 months - Adults	140	566	24.7%	14.8%	15.3%	15.6%
% of FP17s for the same patient ID Re-attending between 3 & 9 months - Children	605	1,410	42.9%	58.3%	61.1%	58.8%
% of FP17s for the same patient ID Re-attending between 3 & 9 months - Adults	198	566	35.0%	49.3%	52.4%	51.0%
% of FP17s for Band 1 Urgent Courses	121	1,848	6.5%	9.7%	9.5%	9.0%
% of FP17s Relating to Free Repair or Replacements	0	1,848	0.0%	0.7%	0.7%	0.8%
% of FP17s Relating to Continuations	0	1,848	0.0%	0.6%	0.8%	0.9%
% of Patients satisfied with the dentistry they have received	0	0	N/A	94.1%	93.1%	93.2%
% of Patients satisfied with the time they had to wait for an appointment	0	0	N/A	87.3%	87.8%	88.3%

* This is based on patients treated on this contract for their most recent course of treatment. Figures in italics indicate the base number of FP17s or Patient Questionnaire responses are less than 100. N/A is shown where the base number of responses is less than 10 during the period. % is calculated as Quantity/Base number*100

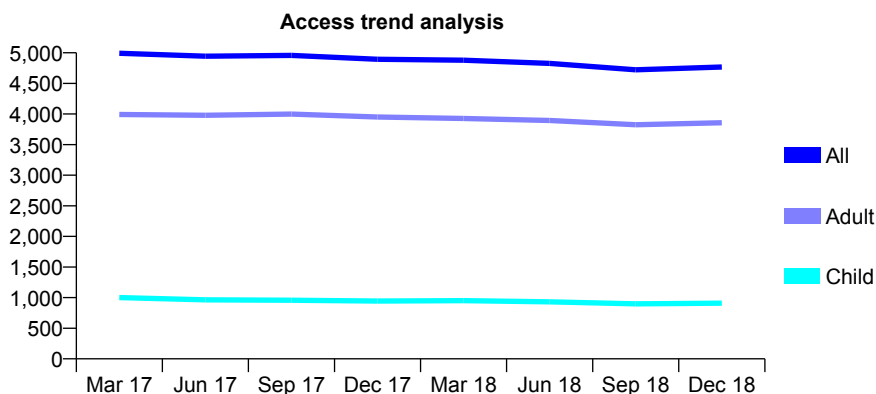
Q69 - Vital Signs At a Glance Contract Report for 915211/0001 - December 2018

Name or company name	MISS A CHANDARIA
Contract type name	GDS Contract
Purpose of contract	General
Contract start date	01/04/2006
Contract end date	

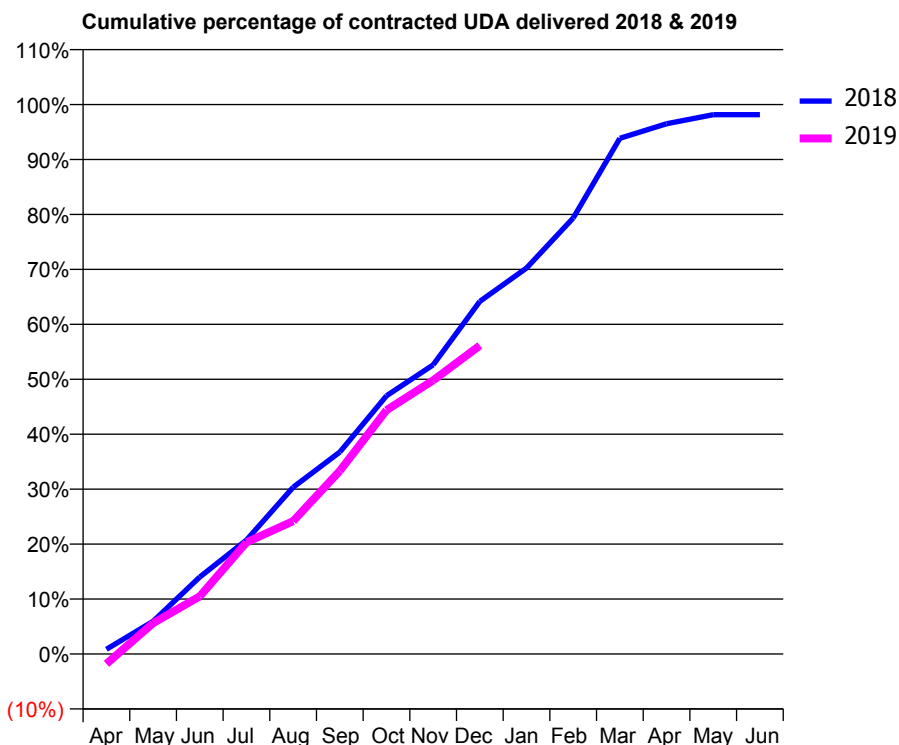
18/19 Contracted general activity (UDA)	13,359
Carry forward general activity (UDA)	243
18/19 Contracted orthodontic activity (UOA)	0
Carry forward orthodontic activity (UOA)	0
Baseline contract value	£323,588.49

ACCESS*

Patients seen in 24 months	Total	Change since previous quarter
Quarter ending December 2017	4,895	
Quarter ending March 2018	4,878	→
Quarter ending June 2018	4,826	↓
Quarter ending September 2018	4,723	↓
Quarter ending December 2018	4,767	→
Variance since December 2017	(2.6%)	↓



ACTIVITY



Adjusted Scheduled Activity (UDA)		
Month	2018	2019
April	113	-243
May	789	750
June	1,855	1,403
July	2,745	2,715
August	4,016	3,231
September	4,863	4,453
October	6,217	5,927
November	6,964	6,653
December	8,493	7,498
January	9,295	
February	10,498	
March	12,418	
April	12,770	
May	12,988	
June	12,988	

QUALITY

	Quantity	Base Number	Contract	AT	Region	England
% of FP17s for the same patient ID Re-attending within 3 months - Children	35	756	4.6%	11.5%	11.3%	11.8%
% of FP17s for the same patient ID Re-attending within 3 months - Adults	319	3,309	9.6%	14.8%	15.3%	15.6%
% of FP17s for the same patient ID Re-attending between 3 & 9 months - Children	338	756	44.7%	58.3%	61.1%	58.8%
% of FP17s for the same patient ID Re-attending between 3 & 9 months - Adults	1,893	3,309	57.2%	49.3%	52.4%	51.0%
% of FP17s for Band 1 Urgent Courses	272	3,820	7.1%	9.7%	9.5%	9.0%
% of FP17s Relating to Free Repair or Replacements	7	3,820	0.2%	0.7%	0.7%	0.8%
% of FP17s Relating to Continuations	8	3,820	0.2%	0.6%	0.8%	0.9%
% of Patients satisfied with the dentistry they have received	2	2	N/A	94.1%	93.1%	93.2%
% of Patients satisfied with the time they had to wait for an appointment	2	2	N/A	87.3%	87.8%	88.3%

* This is based on patients treated on this contract for their most recent course of treatment. Figures in italics indicate the base number of FP17s or Patient Questionnaire responses are less than 100. N/A is shown where the base number of responses is less than 10 during the period. % is calculated as Quantity/Base number*100

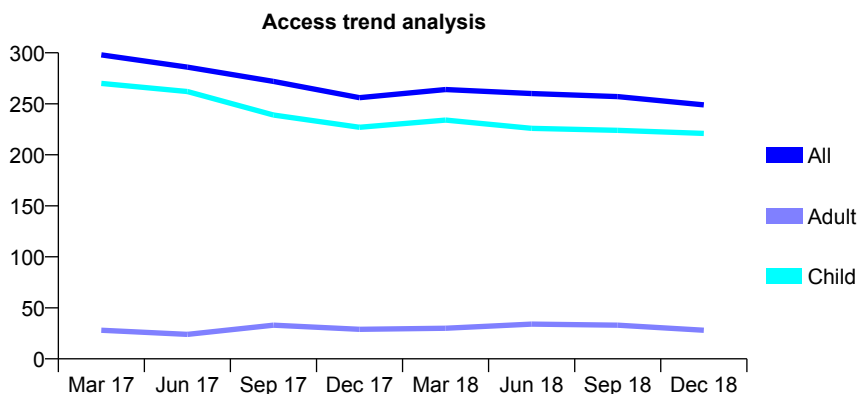
Q69 - Vital Signs At a Glance Contract Report for 915564/0001 - December 2018

Name or company name	MR JM PATEL
Contract type name	GDS Contract
Purpose of contract	General
Contract start date	01/04/2006
Contract end date	

18/19 Contracted general activity (UDA)	580
Carry forward general activity (UDA)	0
18/19 Contracted orthodontic activity (UOA)	0
Carry forward orthodontic activity (UOA)	0
Baseline contract value	£11,412.33

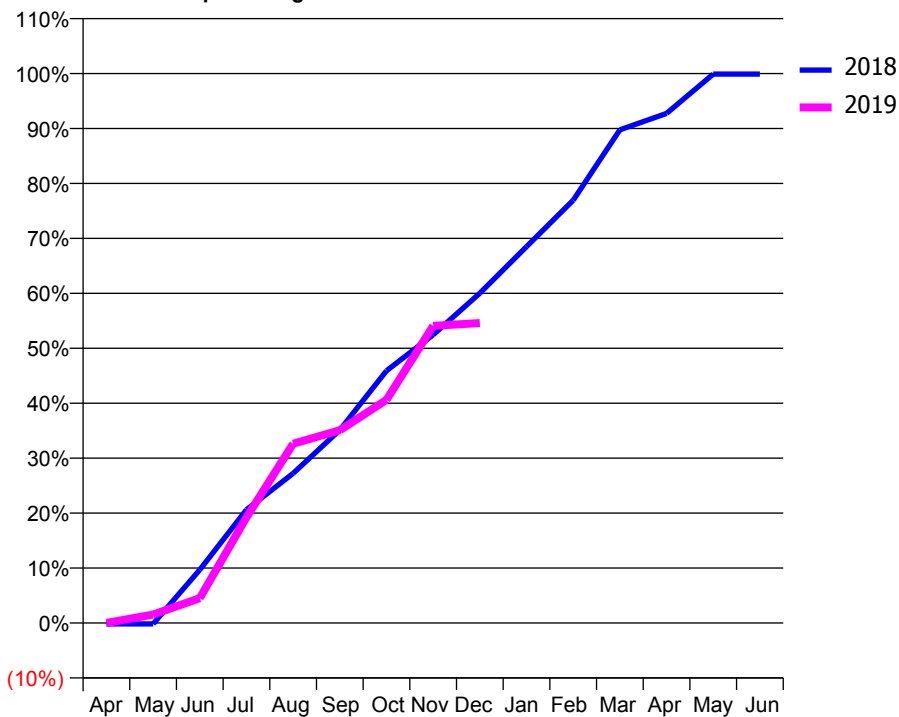
ACCESS*

Patients seen in 24 months	Total	Change since previous quarter
Quarter ending December 2017	256	
Quarter ending March 2018	264	↑
Quarter ending June 2018	260	↓
Quarter ending September 2018	257	↓
Quarter ending December 2018	249	↓
Variance since December 2017	(2.7%)	↓



ACTIVITY

Cumulative percentage of contracted UDA delivered 2018 & 2019



Month	Adjusted Scheduled Activity (UDA)	
	2018	2019
April	-1	0
May	-1	9
June	56	26
July	120	112
August	158	189
September	204	203
October	266	236
November	304	314
December	348	317
January	397	
February	446	
March	521	
April	538	
May	579	
June	579	

QUALITY

	Quantity	Base Number	Contract	AT	Region	England
% of FP17s for the same patient ID Re-attending within 3 months - Children	22	267	8.2%	11.5%	11.3%	11.8%
% of FP17s for the same patient ID Re-attending within 3 months - Adults	0	0	N/A	14.8%	15.3%	15.6%
% of FP17s for the same patient ID Re-attending between 3 & 9 months - Children	191	267	71.5%	58.3%	61.1%	58.8%
% of FP17s for the same patient ID Re-attending between 3 & 9 months - Adults	0	0	N/A	49.3%	52.4%	51.0%
% of FP17s for Band 1 Urgent Courses	13	229	5.7%	9.7%	9.5%	9.0%
% of FP17s Relating to Free Repair or Replacements	0	229	0.0%	0.7%	0.7%	0.8%
% of FP17s Relating to Continuations	0	229	0.0%	0.6%	0.8%	0.9%
% of Patients satisfied with the dentistry they have received	0	0	N/A	94.1%	93.1%	93.2%
% of Patients satisfied with the time they had to wait for an appointment	0	0	N/A	87.3%	87.8%	88.3%

* This is based on patients treated on this contract for their most recent course of treatment. Figures in italics indicate the base number of FP17s or Patient Questionnaire responses are less than 100. N/A is shown where the base number of responses is less than 10 during the period. % is calculated as Quantity/Base number*100

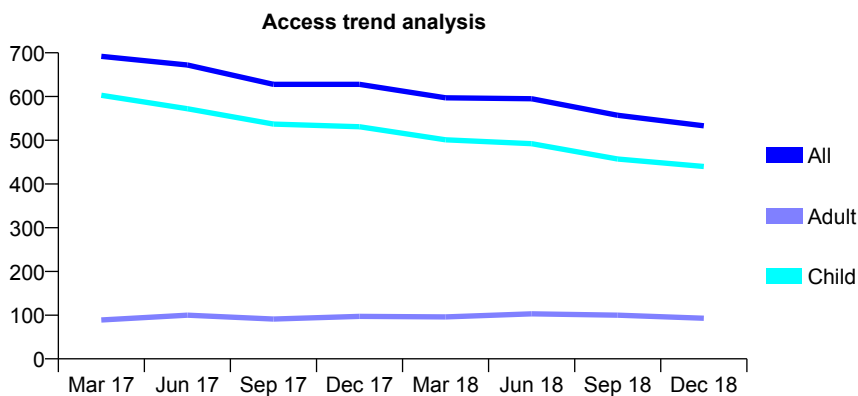
Q69 - Vital Signs At a Glance Contract Report for 916439/0001 - December 2018

Name or company name	MR A SYED
Contract type name	GDS Contract
Purpose of contract	General
Contract start date	01/04/2006
Contract end date	

18/19 Contracted general activity (UDA)	963
Carry forward general activity (UDA)	0
18/19 Contracted orthodontic activity (UOA)	0
Carry forward orthodontic activity (UOA)	0
Baseline contract value	£22,297.18

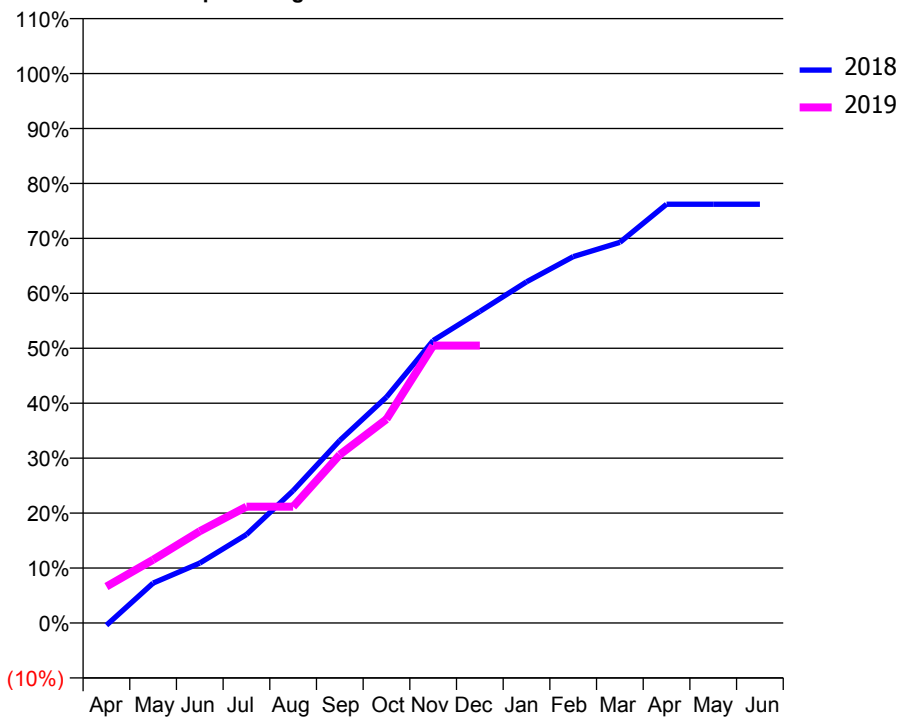
ACCESS*

Patients seen in 24 months	Total	Change since previous quarter
Quarter ending December 2017	628	
Quarter ending March 2018	597	↓
Quarter ending June 2018	595	→
Quarter ending September 2018	557	↓
Quarter ending December 2018	533	↓
Variance since December 2017	(15.1%)	↓



ACTIVITY

Cumulative percentage of contracted UDA delivered 2018 & 2019



Month	Adjusted Scheduled Activity (UDA)	
	2018	2019
April	-4	64
May	70	111
June	105	161
July	155	204
August	232	204
September	320	295
October	396	357
November	495	486
December	546	486
January	598	
February	642	
March	667	
April	734	
May	734	
June	734	

QUALITY

	Quantity	Base Number	Contract	AT	Region	England
% of FP17s for the same patient ID Re-attending within 3 months - Children	15	425	3.5%	11.5%	11.3%	11.8%
% of FP17s for the same patient ID Re-attending within 3 months - Adults	0	26	0.0%	14.8%	15.3%	15.6%
% of FP17s for the same patient ID Re-attending between 3 & 9 months - Children	234	425	55.1%	58.3%	61.1%	58.8%
% of FP17s for the same patient ID Re-attending between 3 & 9 months - Adults	15	26	57.7%	49.3%	52.4%	51.0%
% of FP17s for Band 1 Urgent Courses	1	398	0.3%	9.7%	9.5%	9.0%
% of FP17s Relating to Free Repair or Replacements	0	398	0.0%	0.7%	0.7%	0.8%
% of FP17s Relating to Continuations	0	398	0.0%	0.6%	0.8%	0.9%
% of Patients satisfied with the dentistry they have received	0	0	N/A	94.1%	93.1%	93.2%
% of Patients satisfied with the time they had to wait for an appointment	0	0	N/A	87.3%	87.8%	88.3%

* This is based on patients treated on this contract for their most recent course of treatment. Figures in italics indicate the base number of FP17s or Patient Questionnaire responses are less than 100. N/A is shown where the base number of responses is less than 10 during the period. % is calculated as Quantity/Base number*100

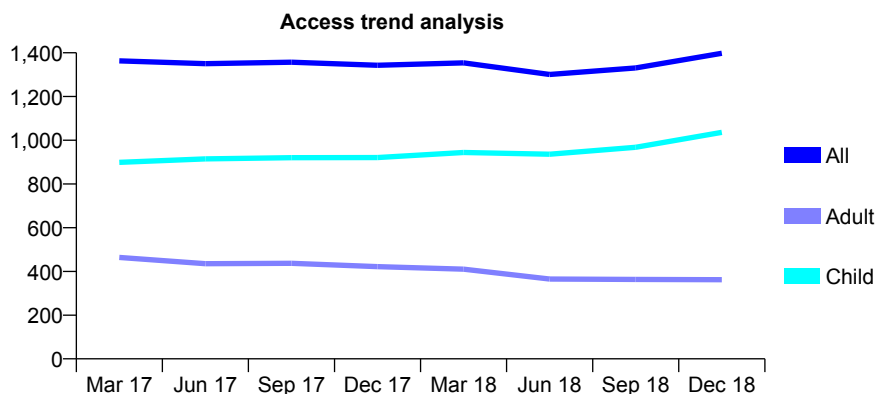
Q69 - Vital Signs At a Glance Contract Report for 917044/0001 - December 2018

Name or company name	MISS M KHANNA
Contract type name	GDS Contract
Purpose of contract	General
Contract start date	01/04/2006
Contract end date	

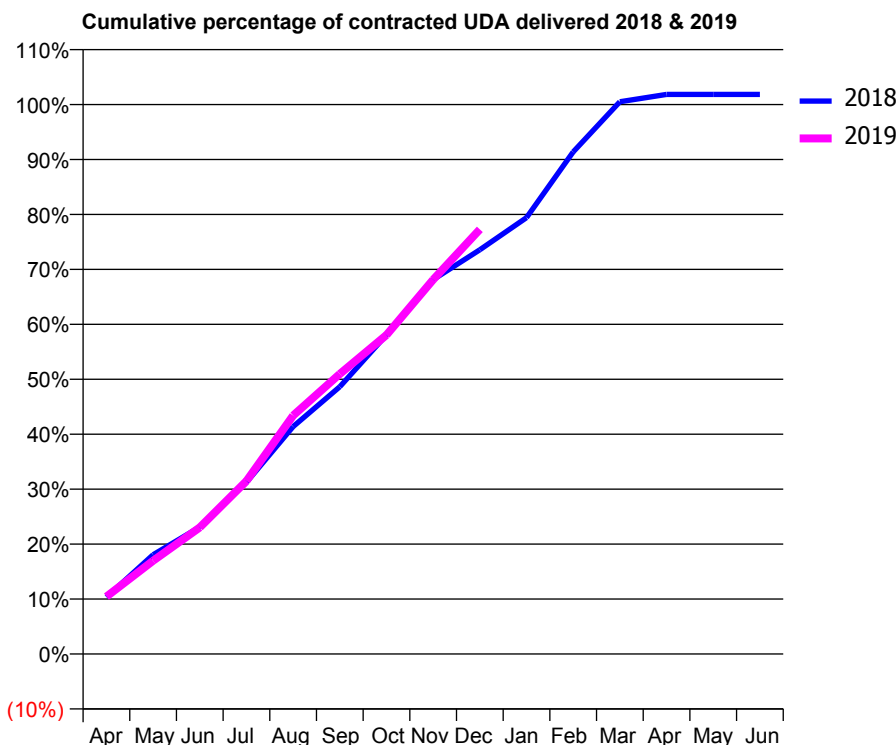
18/19 Contracted general activity (UDA)	3,150
Carry forward general activity (UDA)	-59
18/19 Contracted orthodontic activity (UOA)	0
Carry forward orthodontic activity (UOA)	0
Baseline contract value	£67,883.21

ACCESS*

Patients seen in 24 months	Total	Change since previous quarter
Quarter ending December 2017	1,343	
Quarter ending March 2018	1,354	→
Quarter ending June 2018	1,301	↓
Quarter ending September 2018	1,331	↑
Quarter ending December 2018	1,398	↑
Variance since December 2017	4.1%	↑



ACTIVITY



Month	Adjusted Scheduled Activity (UDA)	
	2018	2019
April	336	329
May	585	534
June	749	726
July	1,013	992
August	1,341	1,367
September	1,576	1,606
October	1,882	1,829
November	2,207	2,146
December	2,384	2,435
January	2,573	
February	2,961	
March	3,256	
April	3,299	
May	3,299	
June	3,299	

QUALITY

	Quantity	Base Number	Contract	AT	Region	England
% of FP17s for the same patient ID Re-attending within 3 months - Children	94	1,089	8.6%	11.5%	11.3%	11.8%
% of FP17s for the same patient ID Re-attending within 3 months - Adults	30	229	13.1%	14.8%	15.3%	15.6%
% of FP17s for the same patient ID Re-attending between 3 & 9 months - Children	561	1,089	51.5%	58.3%	61.1%	58.8%
% of FP17s for the same patient ID Re-attending between 3 & 9 months - Adults	89	229	38.9%	49.3%	52.4%	51.0%
% of FP17s for Band 1 Urgent Courses	53	1,300	4.1%	9.7%	9.5%	9.0%
% of FP17s Relating to Free Repair or Replacements	8	1,300	0.6%	0.7%	0.7%	0.8%
% of FP17s Relating to Continuations	12	1,300	0.9%	0.6%	0.8%	0.9%
% of Patients satisfied with the dentistry they have received	1	1	N/A	94.1%	93.1%	93.2%
% of Patients satisfied with the time they had to wait for an appointment	1	1	N/A	87.3%	87.8%	88.3%

* This is based on patients treated on this contract for their most recent course of treatment. Figures in italics indicate the base number of FP17s or Patient Questionnaire responses are less than 100. N/A is shown where the base number of responses is less than 10 during the period. % is calculated as Quantity/Base number*100

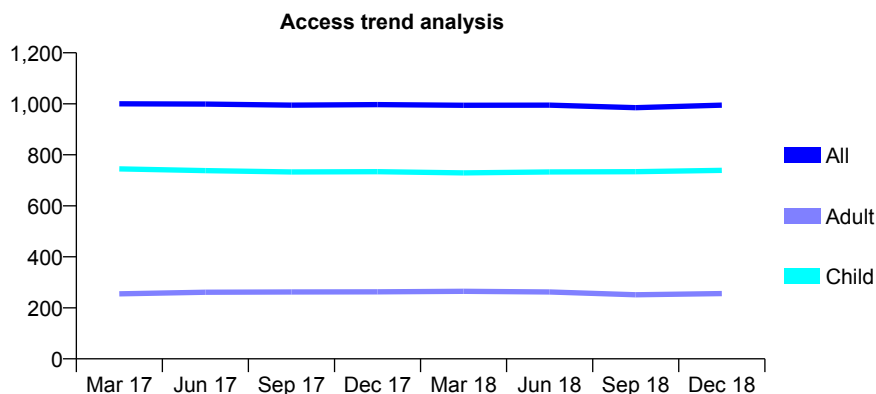
Q69 - Vital Signs At a Glance Contract Report for 919306/0001 - December 2018

Name or company name	20/20 Dental Practice Limited
Contract type name	GDS Contract
Purpose of contract	General
Contract start date	01/04/2006
Contract end date	

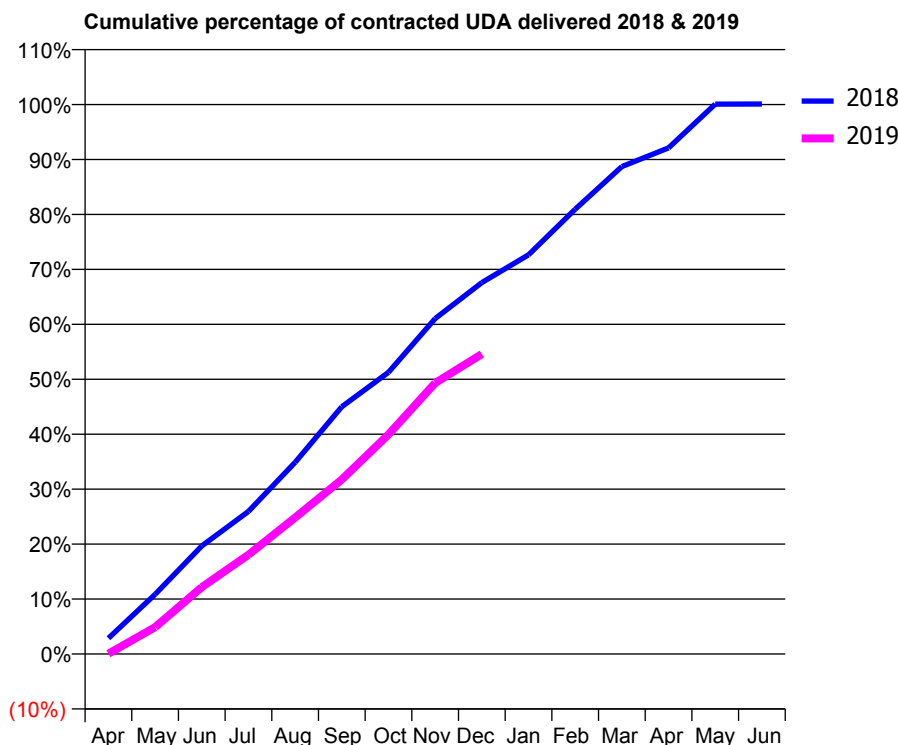
18/19 Contracted general activity (UDA)	3,200
Carry forward general activity (UDA)	-2
18/19 Contracted orthodontic activity (UOA)	0
Carry forward orthodontic activity (UOA)	0
Baseline contract value	£75,617.20

ACCESS*

Patients seen in 24 months	Total	Change since previous quarter
Quarter ending December 2017	997	
Quarter ending March 2018	994	→
Quarter ending June 2018	995	→
Quarter ending September 2018	985	↓
Quarter ending December 2018	995	→
Variance since December 2017	(0.2%)	→



ACTIVITY



Month	Adjusted Scheduled Activity (UDA)	
	2018	2019
April	92	2
May	348	157
June	629	389
July	830	578
August	1,116	795
September	1,440	1,016
October	1,640	1,279
November	1,954	1,578
December	2,163	1,747
January	2,325	
February	2,590	
March	2,839	
April	2,947	
May	3,202	
June	3,203	

QUALITY

	Quantity	Base Number	Contract	AT	Region	England
% of FP17s for the same patient ID Re-attending within 3 months - Children	109	979	11.1%	11.5%	11.3%	11.8%
% of FP17s for the same patient ID Re-attending within 3 months - Adults	59	213	27.7%	14.8%	15.3%	15.6%
% of FP17s for the same patient ID Re-attending between 3 & 9 months - Children	627	979	64.0%	58.3%	61.1%	58.8%
% of FP17s for the same patient ID Re-attending between 3 & 9 months - Adults	119	213	55.9%	49.3%	52.4%	51.0%
% of FP17s for Band 1 Urgent Courses	85	988	8.6%	9.7%	9.5%	9.0%
% of FP17s Relating to Free Repair or Replacements	0	988	0.0%	0.7%	0.7%	0.8%
% of FP17s Relating to Continuations	3	988	0.3%	0.6%	0.8%	0.9%
% of Patients satisfied with the dentistry they have received	0	0	N/A	94.1%	93.1%	93.2%
% of Patients satisfied with the time they had to wait for an appointment	0	0	N/A	87.3%	87.8%	88.3%

* This is based on patients treated on this contract for their most recent course of treatment. Figures in italics indicate the base number of FP17s or Patient Questionnaire responses are less than 100. N/A is shown where the base number of responses is less than 10 during the period. % is calculated as Quantity/Base number*100

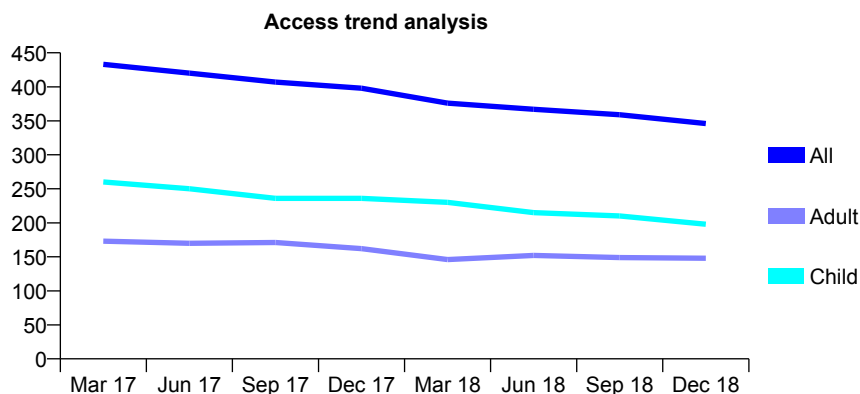
Q69 - Vital Signs At a Glance Contract Report for 920525/0001 - December 2018

Name or company name	Dr T Moehl and Dr P Samra
Contract type name	GDS Contract
Purpose of contract	General
Contract start date	01/04/2006
Contract end date	

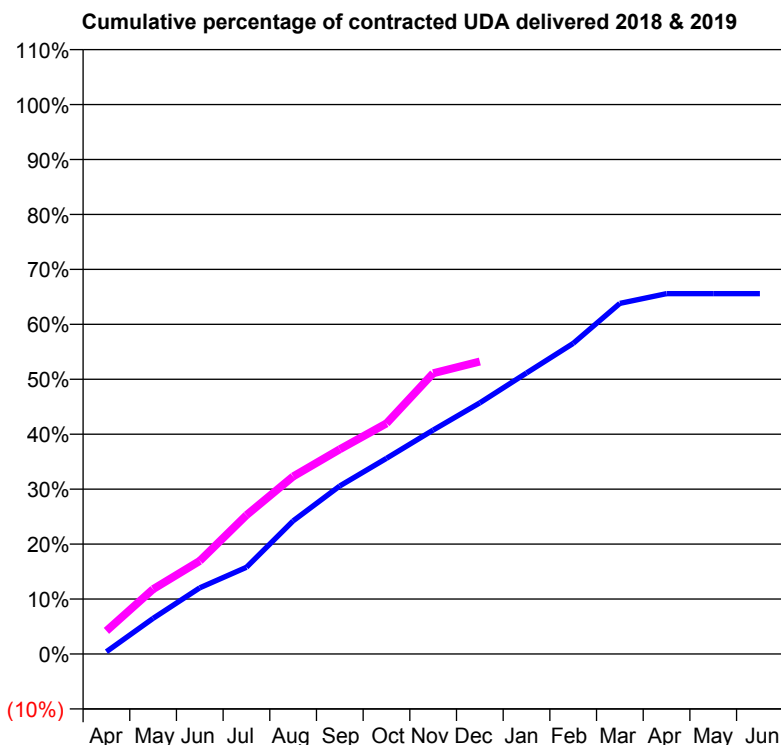
18/19 Contracted general activity (UDA)	1,635
Carry forward general activity (UDA)	0
18/19 Contracted orthodontic activity (UOA)	0
Carry forward orthodontic activity (UOA)	0
Baseline contract value	£40,159.63

ACCESS*

Patients seen in 24 months	Total	Change since previous quarter
Quarter ending December 2017	398	
Quarter ending March 2018	376	↓
Quarter ending June 2018	367	↓
Quarter ending September 2018	359	↓
Quarter ending December 2018	346	↓
Variance since December 2017	(13.1%)	↓



ACTIVITY



Month	Adjusted Scheduled Activity (UDA)	
	2018	2019
April	7	69
May	106	193
June	197	277
July	258	413
August	396	528
September	500	609
October	582	686
November	666	835
December	747	870
January	836	
February	924	
March	1,043	
April	1,072	
May	1,072	
June	1,072	

QUALITY

	Quantity	Base Number	Contract	AT	Region	England
% of FP17s for the same patient ID Re-attending within 3 months - Children	15	210	7.1%	11.5%	11.3%	11.8%
% of FP17s for the same patient ID Re-attending within 3 months - Adults	44	128	34.4%	14.8%	15.3%	15.6%
% of FP17s for the same patient ID Re-attending between 3 & 9 months - Children	107	210	51.0%	58.3%	61.1%	58.8%
% of FP17s for the same patient ID Re-attending between 3 & 9 months - Adults	51	128	39.8%	49.3%	52.4%	51.0%
% of FP17s for Band 1 Urgent Courses	2	326	0.6%	9.7%	9.5%	9.0%
% of FP17s Relating to Free Repair or Replacements	0	326	0.0%	0.7%	0.7%	0.8%
% of FP17s Relating to Continuations	5	326	1.5%	0.6%	0.8%	0.9%
% of Patients satisfied with the dentistry they have received	0	0	N/A	94.1%	93.1%	93.2%
% of Patients satisfied with the time they had to wait for an appointment	0	0	N/A	87.3%	87.8%	88.3%

* This is based on patients treated on this contract for their most recent course of treatment. Figures in italics indicate the base number of FP17s or Patient Questionnaire responses are less than 100. N/A is shown where the base number of responses is less than 10 during the period. % is calculated as Quantity/Base number*100

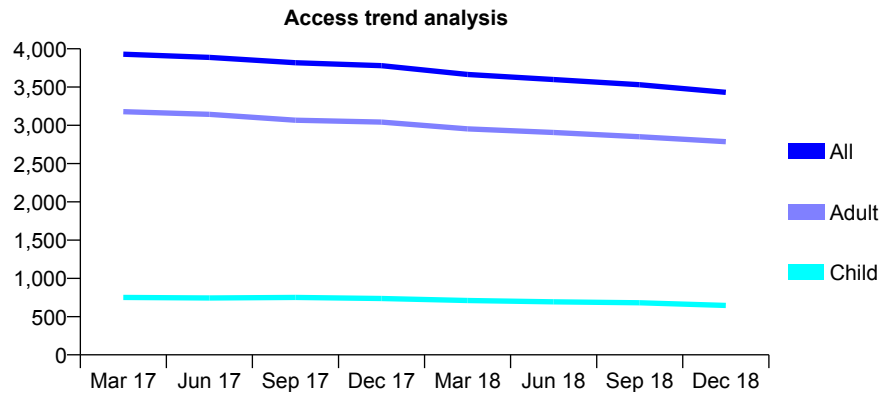
Q69 - Vital Signs At a Glance Contract Report for 920592/0001 - December 2018

Name or company name	MR AJ CROSBIE
Contract type name	GDS Contract
Purpose of contract	General
Contract start date	01/02/2009
Contract end date	

18/19 Contracted general activity (UDA)	10,001
Carry forward general activity (UDA)	0
18/19 Contracted orthodontic activity (UOA)	0
Carry forward orthodontic activity (UOA)	0
Baseline contract value	£239,829.63

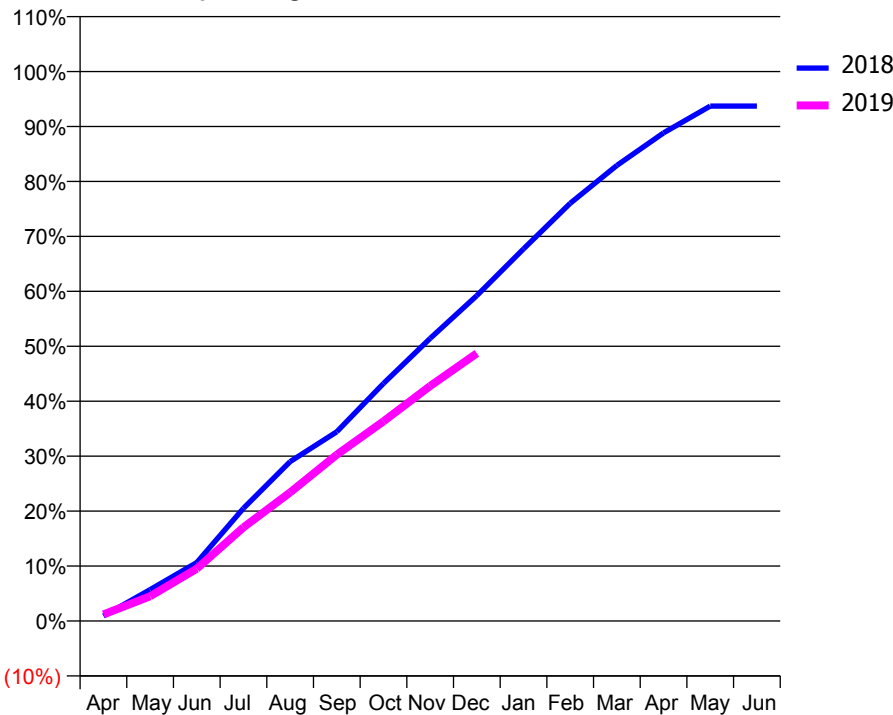
ACCESS*

Patients seen in 24 months	Total	Change since previous quarter
Quarter ending December 2017	3,780	
Quarter ending March 2018	3,664	↓
Quarter ending June 2018	3,599	↓
Quarter ending September 2018	3,530	↓
Quarter ending December 2018	3,431	↓
Variance since December 2017	(9.2%)	↓



ACTIVITY

Cumulative percentage of contracted UDA delivered 2018 & 2019



Month	Adjusted Scheduled Activity (UDA)	
	2018	2019
April	90	120
May	572	451
June	1,063	952
July	2,052	1,704
August	2,901	2,340
September	3,444	3,027
October	4,324	3,635
November	5,143	4,278
December	5,924	4,871
January	6,772	
February	7,603	
March	8,292	
April	8,885	
May	9,371	
June	9,371	

QUALITY

	Quantity	Base Number	Contract	AT	Region	England
% of FP17s for the same patient ID Re-attending within 3 months - Children	28	614	4.6%	11.5%	11.3%	11.8%
% of FP17s for the same patient ID Re-attending within 3 months - Adults	405	2,761	14.7%	14.8%	15.3%	15.6%
% of FP17s for the same patient ID Re-attending between 3 & 9 months - Children	387	614	63.0%	58.3%	61.1%	58.8%
% of FP17s for the same patient ID Re-attending between 3 & 9 months - Adults	1,691	2,761	61.2%	49.3%	52.4%	51.0%
% of FP17s for Band 1 Urgent Courses	167	2,822	5.9%	9.7%	9.5%	9.0%
% of FP17s Relating to Free Repair or Replacements	45	2,822	1.6%	0.7%	0.7%	0.8%
% of FP17s Relating to Continuations	19	2,822	0.7%	0.6%	0.8%	0.9%
% of Patients satisfied with the dentistry they have received	4	4	N/A	94.1%	93.1%	93.2%
% of Patients satisfied with the time they had to wait for an appointment	4	4	N/A	87.3%	87.8%	88.3%

* This is based on patients treated on this contract for their most recent course of treatment. Figures in italics indicate the base number of FP17s or Patient Questionnaire responses are less than 100. N/A is shown where the base number of responses is less than 10 during the period. % is calculated as Quantity/Base number*100

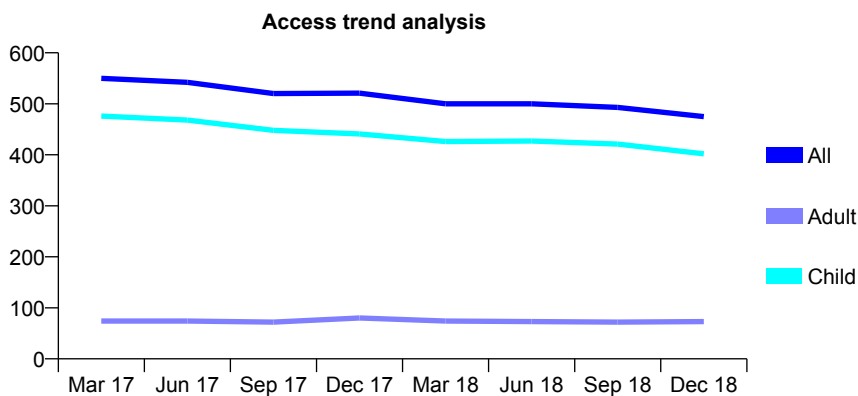
Q69 - Vital Signs At a Glance Contract Report for 920738/0002 - December 2018

Name or company name	MR A KOTHARI
Contract type name	GDS Contract
Purpose of contract	General
Contract start date	01/04/2006
Contract end date	

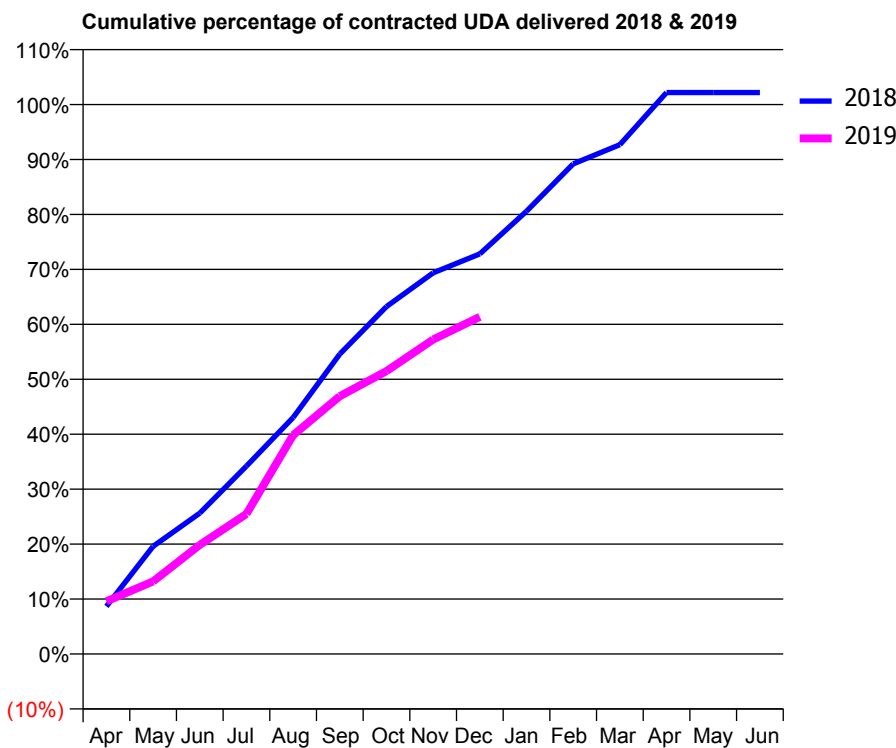
18/19 Contracted general activity (UDA)	945
Carry forward general activity (UDA)	-18
18/19 Contracted orthodontic activity (UOA)	0
Carry forward orthodontic activity (UOA)	0
Baseline contract value	£22,929.19

ACCESS*

Patients seen in 24 months	Total	Change since previous quarter
Quarter ending December 2017	521	
Quarter ending March 2018	500	↓
Quarter ending June 2018	500	→
Quarter ending September 2018	493	↓
Quarter ending December 2018	475	↓
Variance since December 2017	(8.8%)	↓



ACTIVITY



Month	Adjusted Scheduled Activity (UDA)	
	2018	2019
April	82	91
May	185	125
June	242	188
July	323	241
August	407	376
September	516	443
October	598	487
November	656	541
December	688	580
January	761	
February	843	
March	876	
April	966	
May	966	
June	966	

QUALITY

	Quantity	Base Number	Contract	AT	Region	England
% of FP17s for the same patient ID Re-attending within 3 months - Children	38	505	7.5%	11.5%	11.3%	11.8%
% of FP17s for the same patient ID Re-attending within 3 months - Adults	0	20	0.0%	14.8%	15.3%	15.6%
% of FP17s for the same patient ID Re-attending between 3 & 9 months - Children	343	505	67.9%	58.3%	61.1%	58.8%
% of FP17s for the same patient ID Re-attending between 3 & 9 months - Adults	9	20	45.0%	49.3%	52.4%	51.0%
% of FP17s for Band 1 Urgent Courses	9	444	2.0%	9.7%	9.5%	9.0%
% of FP17s Relating to Free Repair or Replacements	0	444	0.0%	0.7%	0.7%	0.8%
% of FP17s Relating to Continuations	1	444	0.2%	0.6%	0.8%	0.9%
% of Patients satisfied with the dentistry they have received	0	0	N/A	94.1%	93.1%	93.2%
% of Patients satisfied with the time they had to wait for an appointment	0	0	N/A	87.3%	87.8%	88.3%

* This is based on patients treated on this contract for their most recent course of treatment. Figures in italics indicate the base number of FP17s or Patient Questionnaire responses are less than 100. N/A is shown where the base number of responses is less than 10 during the period. % is calculated as Quantity/Base number*100

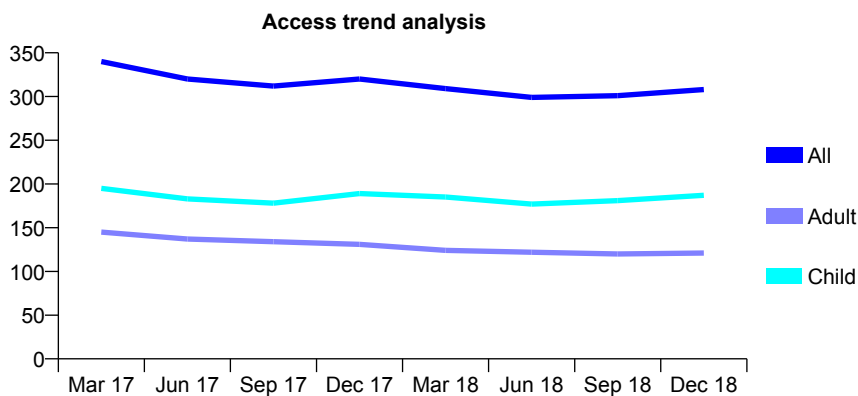
Q69 - Vital Signs At a Glance Contract Report for 921270/0001 - December 2018

Name or company name	MR MN GOSZTONYI
Contract type name	GDS Contract
Purpose of contract	General
Contract start date	01/04/2006
Contract end date	

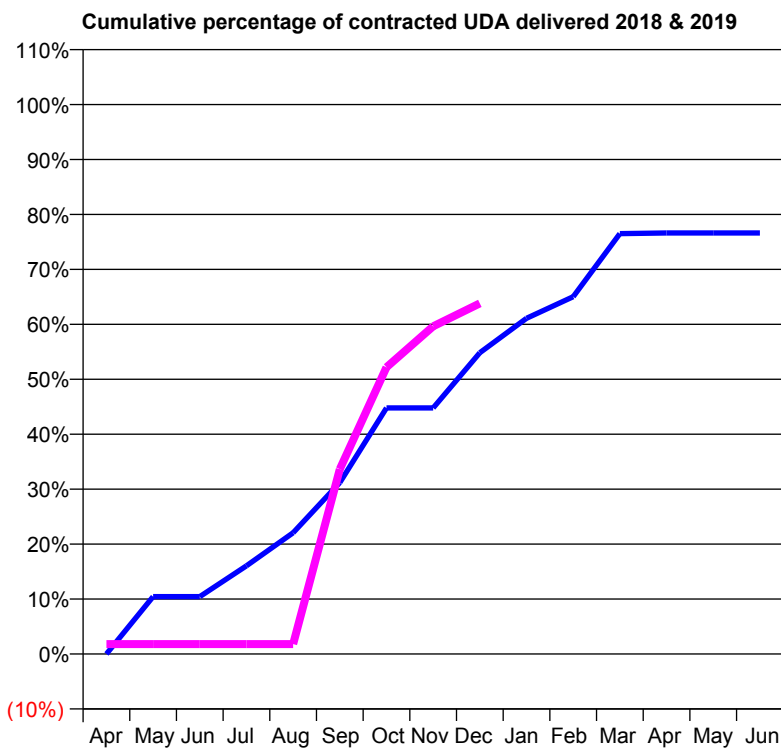
18/19 Contracted general activity (UDA)	550
Carry forward general activity (UDA)	0
18/19 Contracted orthodontic activity (UOA)	0
Carry forward orthodontic activity (UOA)	0
Baseline contract value	£12,565.33

ACCESS*

Patients seen in 24 months	Total	Change since previous quarter
Quarter ending December 2017	320	
Quarter ending March 2018	309	↓
Quarter ending June 2018	299	↓
Quarter ending September 2018	301	→
Quarter ending December 2018	308	↑
Variance since December 2017	(3.8%)	↓



ACTIVITY



Adjusted Scheduled Activity (UDA)		
Month	2018	2019
April	0	10
May	80	10
June	80	10
July	123	10
August	169	10
September	239	185
October	343	287
November	343	328
December	420	351
January	468	
February	498	
March	586	
April	587	
May	587	
June	587	

QUALITY

	Quantity	Base Number	Contract	AT	Region	England
% of FP17s for the same patient ID Re-attending within 3 months - Children	6	207	2.9%	11.5%	11.3%	11.8%
% of FP17s for the same patient ID Re-attending within 3 months - Adults	0	65	0.0%	14.8%	15.3%	15.6%
% of FP17s for the same patient ID Re-attending between 3 & 9 months - Children	141	207	68.1%	58.3%	61.1%	58.8%
% of FP17s for the same patient ID Re-attending between 3 & 9 months - Adults	36	65	55.4%	49.3%	52.4%	51.0%
% of FP17s for Band 1 Urgent Courses	0	261	0.0%	9.7%	9.5%	9.0%
% of FP17s Relating to Free Repair or Replacements	0	261	0.0%	0.7%	0.7%	0.8%
% of FP17s Relating to Continuations	0	261	0.0%	0.6%	0.8%	0.9%
% of Patients satisfied with the dentistry they have received	0	0	N/A	94.1%	93.1%	93.2%
% of Patients satisfied with the time they had to wait for an appointment	0	0	N/A	87.3%	87.8%	88.3%

* This is based on patients treated on this contract for their most recent course of treatment. Figures in italics indicate the base number of FP17s or Patient Questionnaire responses are less than 100. N/A is shown where the base number of responses is less than 10 during the period. % is calculated as Quantity/Base number*100

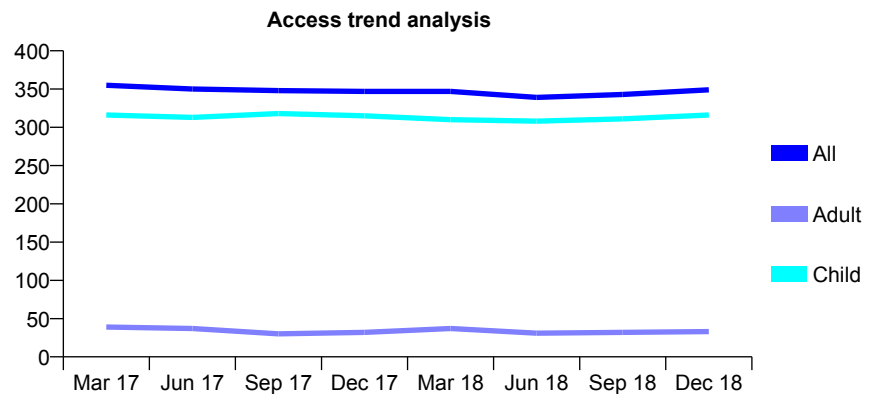
Q69 - Vital Signs At a Glance Contract Report for 924865/0003 - December 2018

Name or company name	Owlsmoor Dental Surgery
Contract type name	GDS Contract
Purpose of contract	General
Contract start date	28/05/2013
Contract end date	

18/19 Contracted general activity (UDA)	675
Carry forward general activity (UDA)	-13
18/19 Contracted orthodontic activity (UOA)	0
Carry forward orthodontic activity (UOA)	0
Baseline contract value	£18,220.28

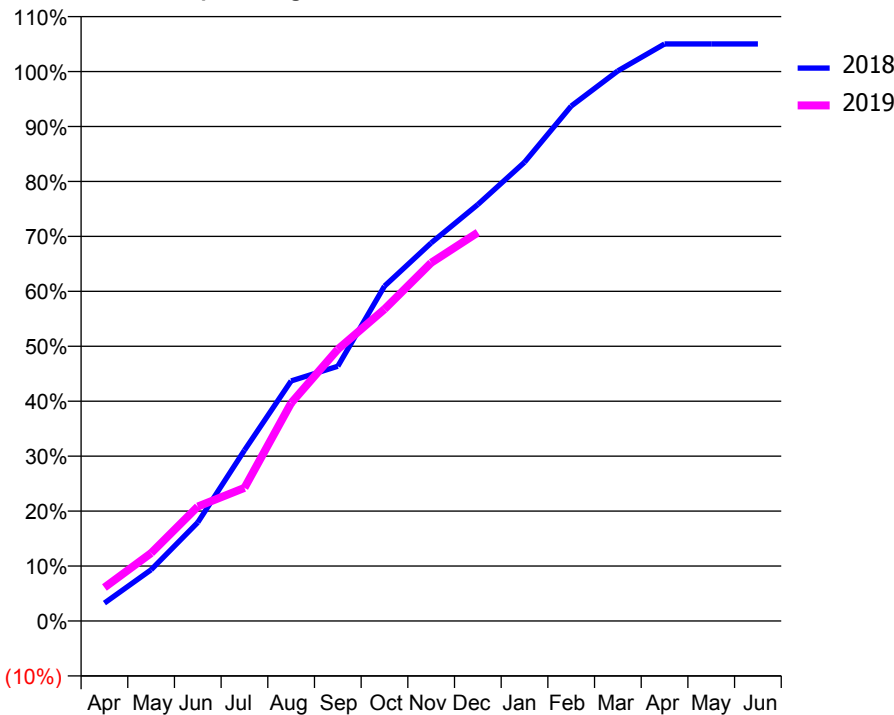
ACCESS*

Patients seen in 24 months	Total	Change since previous quarter
Quarter ending December 2017	347	
Quarter ending March 2018	347	→
Quarter ending June 2018	339	↓
Quarter ending September 2018	343	→
Quarter ending December 2018	349	→
Variance since December 2017	0.6%	→



ACTIVITY

Cumulative percentage of contracted UDA delivered 2018 & 2019



Month	Adjusted Scheduled Activity (UDA)	
	2018	2019
April	22	41
May	63	83
June	121	141
July	210	164
August	295	268
September	313	334
October	411	383
November	464	440
December	512	477
January	564	
February	633	
March	676	
April	709	
May	709	
June	709	

QUALITY

	Quantity	Base Number	Contract	AT	Region	England
% of FP17s for the same patient ID Re-attending within 3 months - Children	22	366	6.0%	11.5%	11.3%	11.8%
% of FP17s for the same patient ID Re-attending within 3 months - Adults	1	11	9.1%	14.8%	15.3%	15.6%
% of FP17s for the same patient ID Re-attending between 3 & 9 months - Children	219	366	59.8%	58.3%	61.1%	58.8%
% of FP17s for the same patient ID Re-attending between 3 & 9 months - Adults	7	11	63.6%	49.3%	52.4%	51.0%
% of FP17s for Band 1 Urgent Courses	6	350	1.7%	9.7%	9.5%	9.0%
% of FP17s Relating to Free Repair or Replacements	1	350	0.3%	0.7%	0.7%	0.8%
% of FP17s Relating to Continuations	7	350	2.0%	0.6%	0.8%	0.9%
% of Patients satisfied with the dentistry they have received	0	0	N/A	94.1%	93.1%	93.2%
% of Patients satisfied with the time they had to wait for an appointment	0	0	N/A	87.3%	87.8%	88.3%

* This is based on patients treated on this contract for their most recent course of treatment. Figures in italics indicate the base number of FP17s or Patient Questionnaire responses are less than 100. N/A is shown where the base number of responses is less than 10 during the period. % is calculated as Quantity/Base number*100

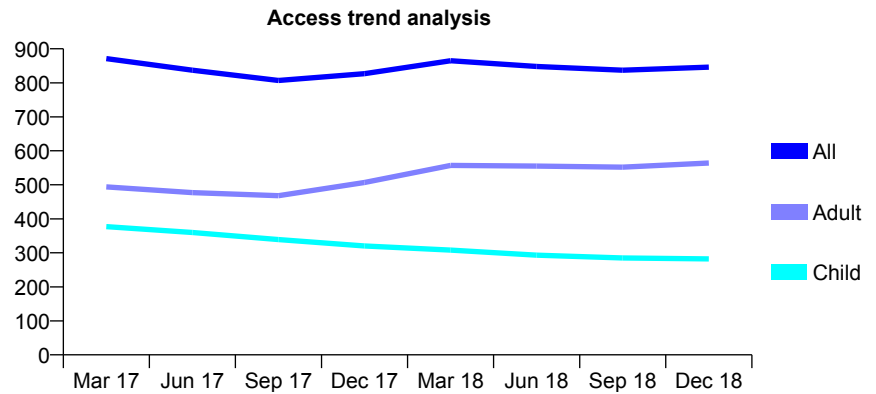
Q69 - Vital Signs At a Glance Contract Report for 925446/0001 - December 2018

Name or company name	310 Dental Care
Contract type name	GDS Contract
Purpose of contract	General
Contract start date	01/04/2009
Contract end date	

18/19 Contracted general activity (UDA)	2,734
Carry forward general activity (UDA)	0
18/19 Contracted orthodontic activity (UOA)	0
Carry forward orthodontic activity (UOA)	0
Baseline contract value	£66,465.16

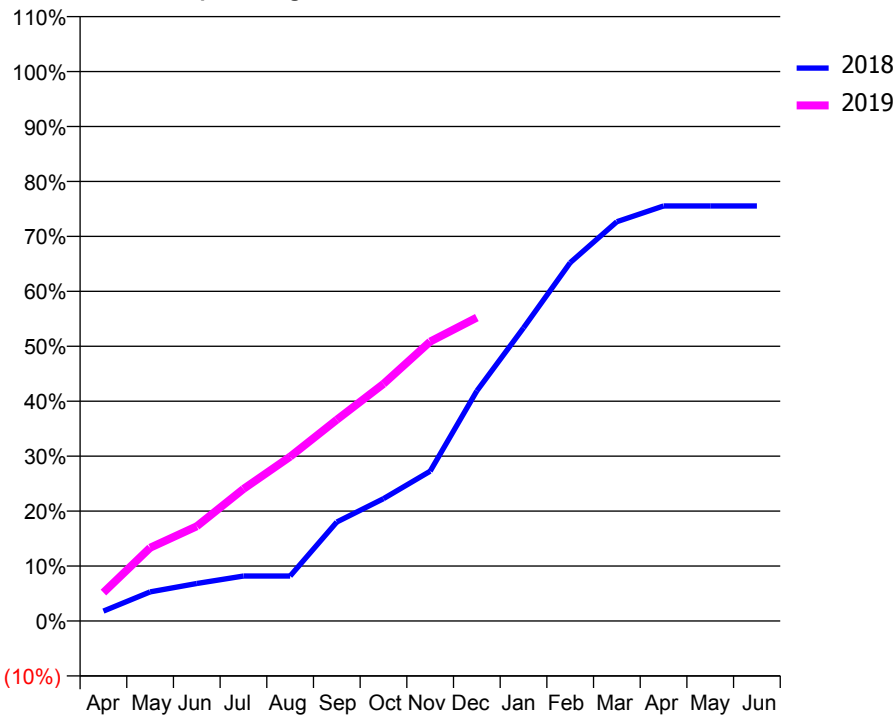
ACCESS*

Patients seen in 24 months	Total	Change since previous quarter
Quarter ending December 2017	827	
Quarter ending March 2018	865	↑
Quarter ending June 2018	848	↓
Quarter ending September 2018	837	↓
Quarter ending December 2018	846	→
Variance since December 2017	2.3%	↑



ACTIVITY

Cumulative percentage of contracted UDA delivered 2018 & 2019



Month	Adjusted Scheduled Activity (UDA)	
	2018	2019
April	49	142
May	145	365
June	187	472
July	224	657
August	224	818
September	492	1,001
October	609	1,180
November	745	1,390
December	1,145	1,510
January	1,459	
February	1,783	
March	1,987	
April	2,065	
May	2,065	
June	2,065	

QUALITY

	Quantity	Base Number	Contract	AT	Region	England
% of FP17s for the same patient ID Re-attending within 3 months - Children	19	255	7.5%	11.5%	11.3%	11.8%
% of FP17s for the same patient ID Re-attending within 3 months - Adults	50	407	12.3%	14.8%	15.3%	15.6%
% of FP17s for the same patient ID Re-attending between 3 & 9 months - Children	150	255	58.8%	58.3%	61.1%	58.8%
% of FP17s for the same patient ID Re-attending between 3 & 9 months - Adults	170	407	41.8%	49.3%	52.4%	51.0%
% of FP17s for Band 1 Urgent Courses	69	634	10.9%	9.7%	9.5%	9.0%
% of FP17s Relating to Free Repair or Replacements	0	634	0.0%	0.7%	0.7%	0.8%
% of FP17s Relating to Continuations	0	634	0.0%	0.6%	0.8%	0.9%
% of Patients satisfied with the dentistry they have received	2	2	N/A	94.1%	93.1%	93.2%
% of Patients satisfied with the time they had to wait for an appointment	2	2	N/A	87.3%	87.8%	88.3%

* This is based on patients treated on this contract for their most recent course of treatment. Figures in italics indicate the base number of FP17s or Patient Questionnaire responses are less than 100. N/A is shown where the base number of responses is less than 10 during the period. % is calculated as Quantity/Base number*100

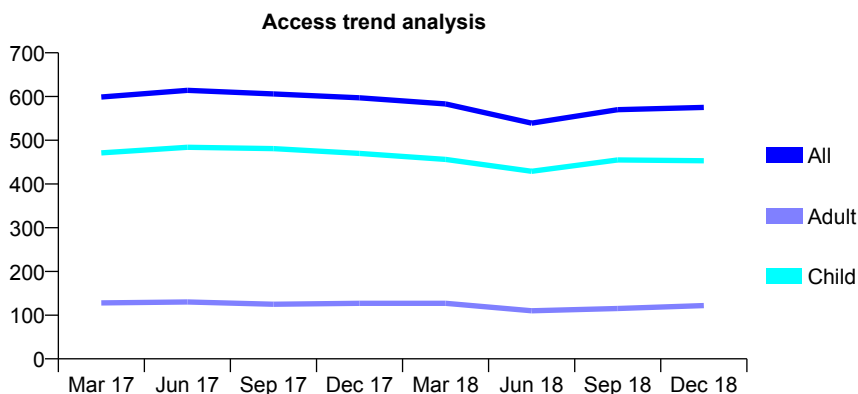
Q69 - Vital Signs At a Glance Contract Report for 926361/0001 - December 2018

Name or company name	DR F TALHI
Contract type name	GDS Contract
Purpose of contract	General
Contract start date	01/04/2006
Contract end date	

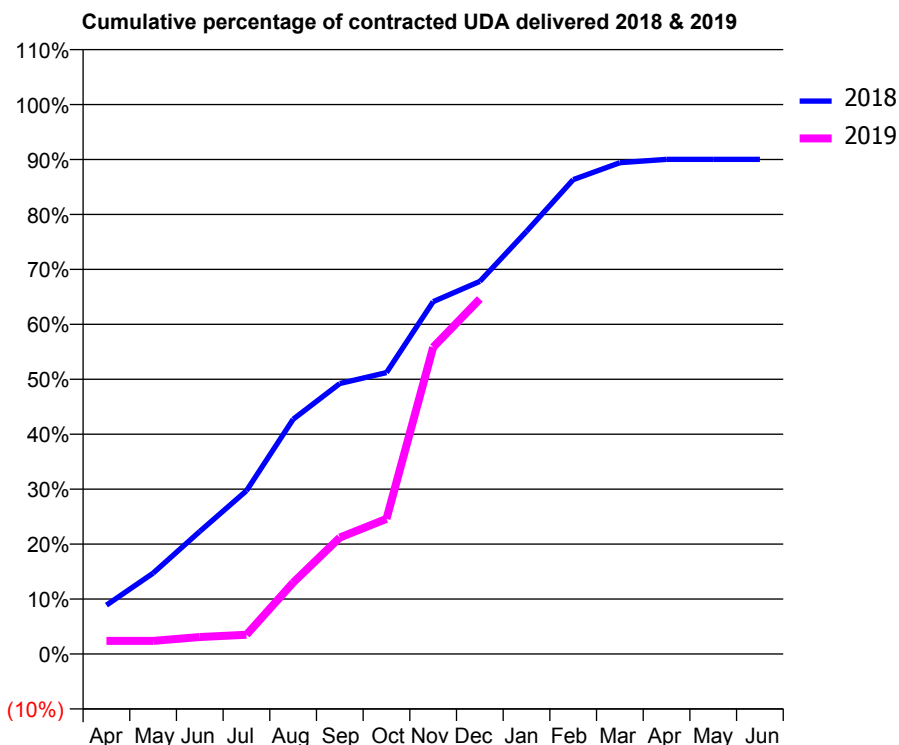
18/19 Contracted general activity (UDA)	1,000
Carry forward general activity (UDA)	-18
18/19 Contracted orthodontic activity (UOA)	0
Carry forward orthodontic activity (UOA)	0
Baseline contract value	£24,033.05

ACCESS*

Patients seen in 24 months	Total	Change since previous quarter
Quarter ending December 2017	597	
Quarter ending March 2018	583	↓
Quarter ending June 2018	539	↓
Quarter ending September 2018	570	↑
Quarter ending December 2018	575	→
Variance since December 2017	(3.7%)	↓



ACTIVITY



Month	Adjusted Scheduled Activity (UDA)	
	2018	2019
April	89	24
May	147	24
June	223	31
July	297	35
August	427	130
September	492	212
October	512	246
November	641	558
December	678	646
January	769	
February	863	
March	894	
April	900	
May	900	
June	900	

QUALITY

	Quantity	Base Number	Contract	AT	Region	England
% of FP17s for the same patient ID Re-attending within 3 months - Children	10	466	2.1%	11.5%	11.3%	11.8%
% of FP17s for the same patient ID Re-attending within 3 months - Adults	5	74	6.8%	14.8%	15.3%	15.6%
% of FP17s for the same patient ID Re-attending between 3 & 9 months - Children	276	466	59.2%	58.3%	61.1%	58.8%
% of FP17s for the same patient ID Re-attending between 3 & 9 months - Adults	35	74	47.3%	49.3%	52.4%	51.0%
% of FP17s for Band 1 Urgent Courses	1	465	0.2%	9.7%	9.5%	9.0%
% of FP17s Relating to Free Repair or Replacements	0	465	0.0%	0.7%	0.7%	0.8%
% of FP17s Relating to Continuations	1	465	0.2%	0.6%	0.8%	0.9%
% of Patients satisfied with the dentistry they have received	0	0	N/A	94.1%	93.1%	93.2%
% of Patients satisfied with the time they had to wait for an appointment	0	0	N/A	87.3%	87.8%	88.3%

* This is based on patients treated on this contract for their most recent course of treatment. Figures in italics indicate the base number of FP17s or Patient Questionnaire responses are less than 100. N/A is shown where the base number of responses is less than 10 during the period. % is calculated as Quantity/Base number*100

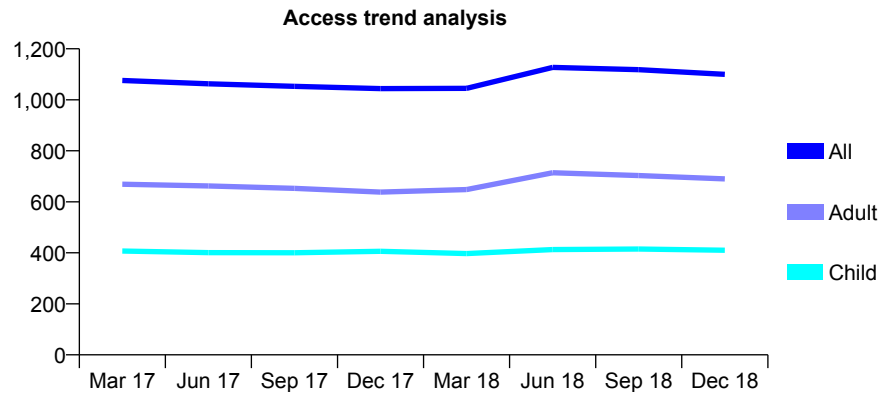
Q69 - Vital Signs At a Glance Contract Report for 930997/0002 - December 2018

Name or company name	MR PF MITCHELL
Contract type name	GDS Contract
Purpose of contract	General
Contract start date	11/05/2012
Contract end date	

18/19 Contracted general activity (UDA)	1,914
Carry forward general activity (UDA)	0
18/19 Contracted orthodontic activity (UOA)	0
Carry forward orthodontic activity (UOA)	0
Baseline contract value	£46,168.67

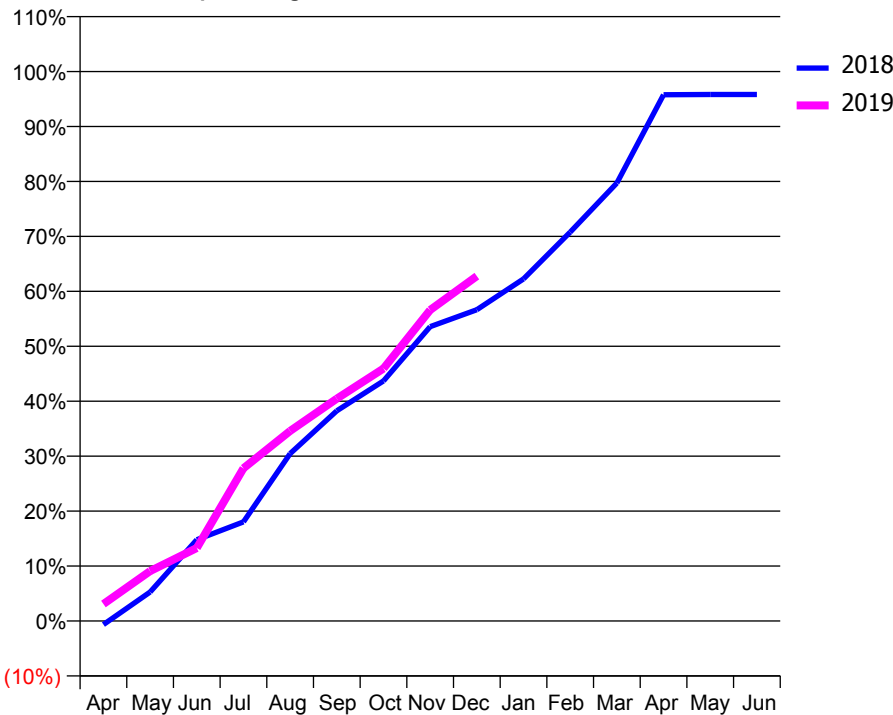
ACCESS*

Patients seen in 24 months	Total	Change since previous quarter
Quarter ending December 2017	1,044	
Quarter ending March 2018	1,045	→
Quarter ending June 2018	1,127	↑
Quarter ending September 2018	1,118	→
Quarter ending December 2018	1,100	↓
Variance since December 2017	5.4%	↑



ACTIVITY

Cumulative percentage of contracted UDA delivered 2018 & 2019



Month	Adjusted Scheduled Activity (UDA)	
	2018	2019
April	-13	59
May	101	174
June	283	254
July	345	532
August	583	662
September	732	774
October	836	879
November	1,025	1,083
December	1,084	1,201
January	1,191	
February	1,354	
March	1,526	
April	1,833	
May	1,834	
June	1,834	

QUALITY

	Quantity	Base Number	Contract	AT	Region	England
% of FP17s for the same patient ID Re-attending within 3 months - Children	14	407	3.4%	11.5%	11.3%	11.8%
% of FP17s for the same patient ID Re-attending within 3 months - Adults	28	423	6.6%	14.8%	15.3%	15.6%
% of FP17s for the same patient ID Re-attending between 3 & 9 months - Children	184	407	45.2%	58.3%	61.1%	58.8%
% of FP17s for the same patient ID Re-attending between 3 & 9 months - Adults	141	423	33.3%	49.3%	52.4%	51.0%
% of FP17s for Band 1 Urgent Courses	2	671	0.3%	9.7%	9.5%	9.0%
% of FP17s Relating to Free Repair or Replacements	0	671	0.0%	0.7%	0.7%	0.8%
% of FP17s Relating to Continuations	0	671	0.0%	0.6%	0.8%	0.9%
% of Patients satisfied with the dentistry they have received	1	3	N/A	94.1%	93.1%	93.2%
% of Patients satisfied with the time they had to wait for an appointment	1	3	N/A	87.3%	87.8%	88.3%

* This is based on patients treated on this contract for their most recent course of treatment. Figures in italics indicate the base number of FP17s or Patient Questionnaire responses are less than 100. N/A is shown where the base number of responses is less than 10 during the period. % is calculated as Quantity/Base number*100

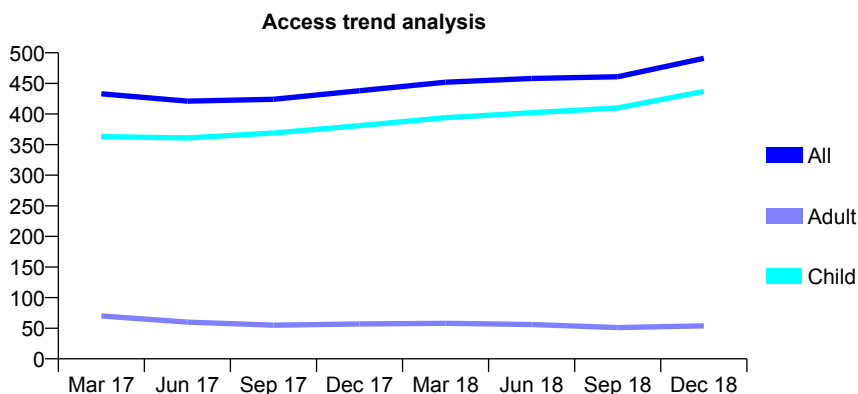
Q69 - Vital Signs At a Glance Contract Report for 939374/0001 - December 2018

Name or company name	Yew Tree Dental Care
Contract type name	GDS Contract
Purpose of contract	General
Contract start date	01/04/2006
Contract end date	

18/19 Contracted general activity (UDA)	989
Carry forward general activity (UDA)	-10
18/19 Contracted orthodontic activity (UOA)	0
Carry forward orthodontic activity (UOA)	0
Baseline contract value	£24,368.13

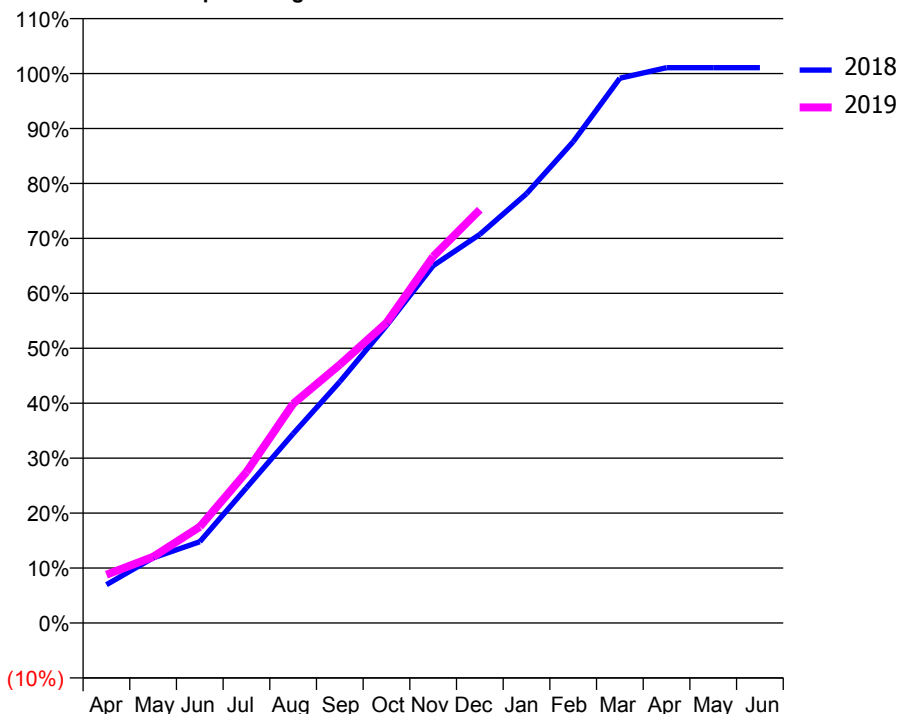
ACCESS*

Patients seen in 24 months	Total	Change since previous quarter
Quarter ending December 2017	438	
Quarter ending March 2018	452	↑
Quarter ending June 2018	458	→
Quarter ending September 2018	461	→
Quarter ending December 2018	491	↑
Variance since December 2017	12.1%	↑



ACTIVITY

Cumulative percentage of contracted UDA delivered 2018 & 2019



Month	Adjusted Scheduled Activity (UDA)	
	2018	2019
April	69	87
May	117	119
June	146	173
July	243	272
August	341	395
September	434	465
October	535	540
November	643	660
December	700	744
January	773	
February	866	
March	981	
April	1,000	
May	1,000	
June	1,000	

QUALITY

	Quantity	Base Number	Contract	AT	Region	England
% of FP17s for the same patient ID Re-attending within 3 months - Children	44	472	9.3%	11.5%	11.3%	11.8%
% of FP17s for the same patient ID Re-attending within 3 months - Adults	1	17	5.9%	14.8%	15.3%	15.6%
% of FP17s for the same patient ID Re-attending between 3 & 9 months - Children	219	472	46.4%	58.3%	61.1%	58.8%
% of FP17s for the same patient ID Re-attending between 3 & 9 months - Adults	11	17	64.7%	49.3%	52.4%	51.0%
% of FP17s for Band 1 Urgent Courses	14	471	3.0%	9.7%	9.5%	9.0%
% of FP17s Relating to Free Repair or Replacements	0	471	0.0%	0.7%	0.7%	0.8%
% of FP17s Relating to Continuations	0	471	0.0%	0.6%	0.8%	0.9%
% of Patients satisfied with the dentistry they have received	0	0	N/A	94.1%	93.1%	93.2%
% of Patients satisfied with the time they had to wait for an appointment	0	0	N/A	87.3%	87.8%	88.3%

* This is based on patients treated on this contract for their most recent course of treatment. Figures in italics indicate the base number of FP17s or Patient Questionnaire responses are less than 100. N/A is shown where the base number of responses is less than 10 during the period. % is calculated as Quantity/Base number*100

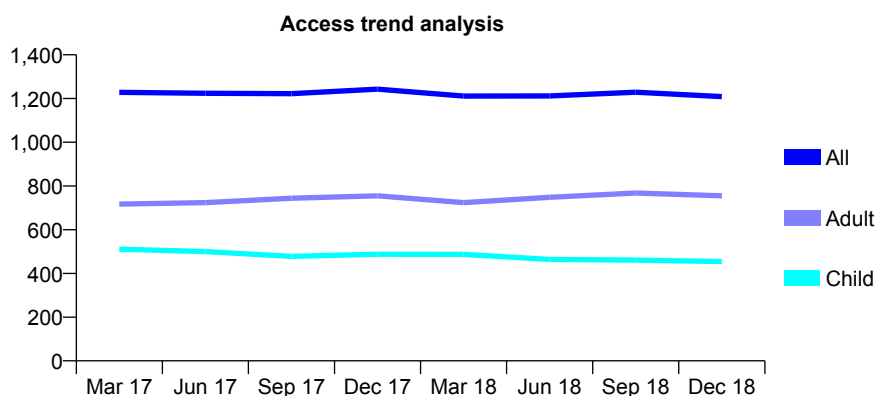
Q69 - Vital Signs At a Glance Contract Report for 946818/0002 - December 2018

Name or company name	MR S NAJAFI
Contract type name	GDS Contract
Purpose of contract	General
Contract start date	01/04/2006
Contract end date	

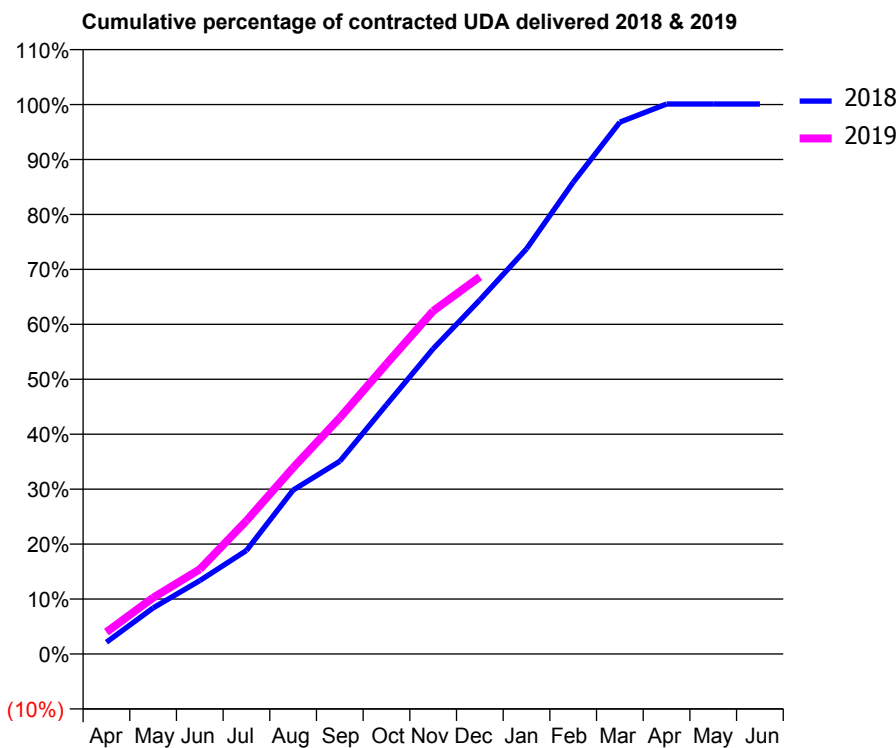
18/19 Contracted general activity (UDA)	3,330
Carry forward general activity (UDA)	-3
18/19 Contracted orthodontic activity (UOA)	0
Carry forward orthodontic activity (UOA)	0
Baseline contract value	£81,689.09

ACCESS*

Patients seen in 24 months	Total	Change since previous quarter
Quarter ending December 2017	1,243	
Quarter ending March 2018	1,211	↓
Quarter ending June 2018	1,212	→
Quarter ending September 2018	1,229	→
Quarter ending December 2018	1,209	↓
Variance since December 2017	(2.7%)	↓



ACTIVITY



Month	Adjusted Scheduled Activity (UDA)	
	2018	2019
April	71	133
May	279	341
June	445	513
July	628	807
August	993	1,130
September	1,168	1,432
October	1,511	1,758
November	1,850	2,079
December	2,146	2,286
January	2,456	
February	2,859	
March	3,223	
April	3,333	
May	3,333	
June	3,333	

QUALITY

	Quantity	Base Number	Contract	AT	Region	England
% of FP17s for the same patient ID Re-attending within 3 months - Children	140	720	19.4%	11.5%	11.3%	11.8%
% of FP17s for the same patient ID Re-attending within 3 months - Adults	58	692	8.4%	14.8%	15.3%	15.6%
% of FP17s for the same patient ID Re-attending between 3 & 9 months - Children	469	720	65.1%	58.3%	61.1%	58.8%
% of FP17s for the same patient ID Re-attending between 3 & 9 months - Adults	425	692	61.4%	49.3%	52.4%	51.0%
% of FP17s for Band 1 Urgent Courses	40	1,338	3.0%	9.7%	9.5%	9.0%
% of FP17s Relating to Free Repair or Replacements	2	1,338	0.1%	0.7%	0.7%	0.8%
% of FP17s Relating to Continuations	2	1,338	0.1%	0.6%	0.8%	0.9%
% of Patients satisfied with the dentistry they have received	0	0	N/A	94.1%	93.1%	93.2%
% of Patients satisfied with the time they had to wait for an appointment	0	0	N/A	87.3%	87.8%	88.3%

* This is based on patients treated on this contract for their most recent course of treatment. Figures in italics indicate the base number of FP17s or Patient Questionnaire responses are less than 100. N/A is shown where the base number of responses is less than 10 during the period. % is calculated as Quantity/Base number*100

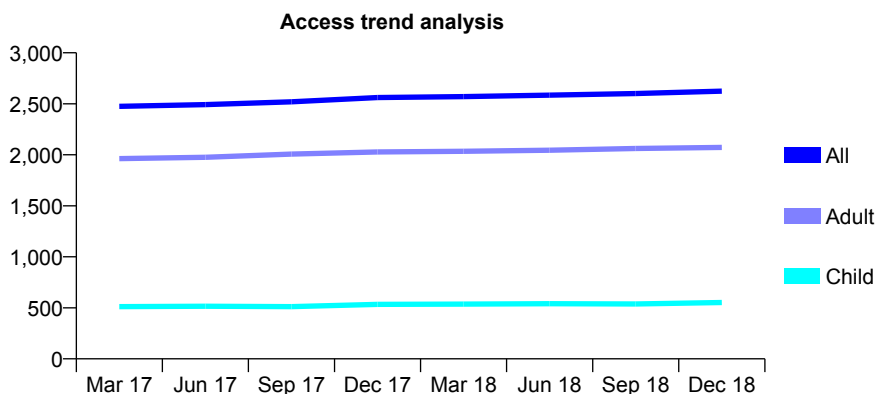
Q69 - Vital Signs At a Glance Contract Report for 947504/0001 - December 2018

Name or company name	MISS C RADOS
Contract type name	GDS Contract
Purpose of contract	General
Contract start date	01/04/2014
Contract end date	

18/19 Contracted general activity (UDA)	7,246
Carry forward general activity (UDA)	222
18/19 Contracted orthodontic activity (UOA)	0
Carry forward orthodontic activity (UOA)	0
Baseline contract value	£186,752.53

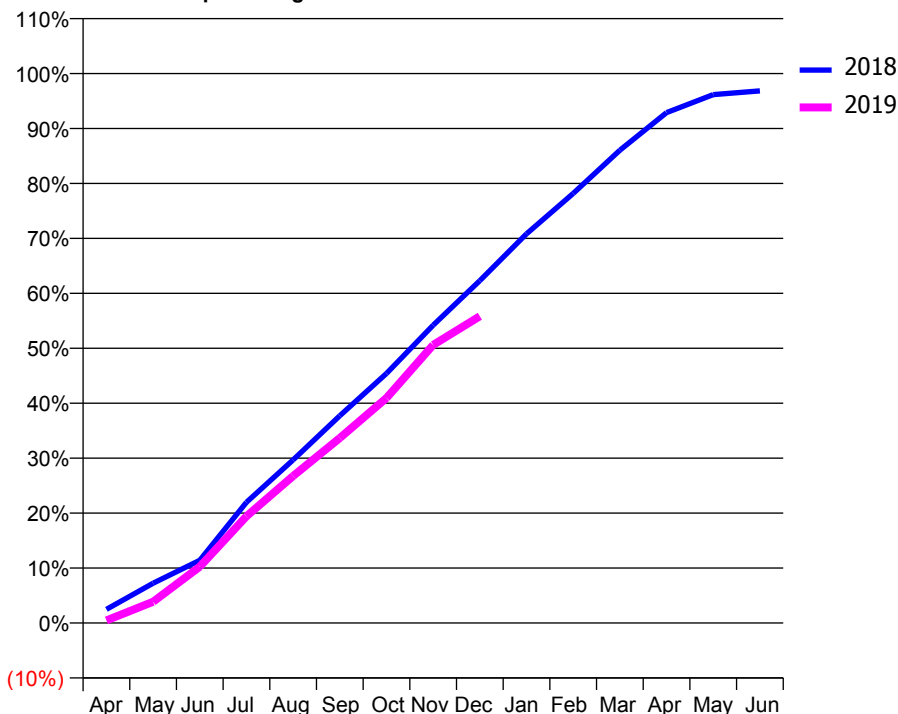
ACCESS*

Patients seen in 24 months	Total	Change since previous quarter
Quarter ending December 2017	2,562	
Quarter ending March 2018	2,571	→
Quarter ending June 2018	2,585	→
Quarter ending September 2018	2,600	→
Quarter ending December 2018	2,624	→
Variance since December 2017	2.4%	↑



ACTIVITY

Cumulative percentage of contracted UDA delivered 2018 & 2019



Month	Adjusted Scheduled Activity (UDA)	
	2018	2019
April	174	34
May	507	280
June	799	744
July	1,538	1,408
August	2,077	1,938
September	2,639	2,440
October	3,177	2,967
November	3,791	3,668
December	4,359	4,046
January	4,955	
February	5,469	
March	6,018	
April	6,498	
May	6,728	
June	6,774	

QUALITY

	Quantity	Base Number	Contract	AT	Region	England
% of FP17s for the same patient ID Re-attending within 3 months - Children	51	660	7.7%	11.5%	11.3%	11.8%
% of FP17s for the same patient ID Re-attending within 3 months - Adults	326	2,406	13.5%	14.8%	15.3%	15.6%
% of FP17s for the same patient ID Re-attending between 3 & 9 months - Children	440	660	66.7%	58.3%	61.1%	58.8%
% of FP17s for the same patient ID Re-attending between 3 & 9 months - Adults	1,471	2,406	61.1%	49.3%	52.4%	51.0%
% of FP17s for Band 1 Urgent Courses	294	2,637	11.1%	9.7%	9.5%	9.0%
% of FP17s Relating to Free Repair or Replacements	1	2,637	0.0%	0.7%	0.7%	0.8%
% of FP17s Relating to Continuations	11	2,637	0.4%	0.6%	0.8%	0.9%
% of Patients satisfied with the dentistry they have received	1	2	N/A	94.1%	93.1%	93.2%
% of Patients satisfied with the time they had to wait for an appointment	2	2	N/A	87.3%	87.8%	88.3%

* This is based on patients treated on this contract for their most recent course of treatment. Figures in italics indicate the base number of FP17s or Patient Questionnaire responses are less than 100. N/A is shown where the base number of responses is less than 10 during the period. % is calculated as Quantity/Base number*100

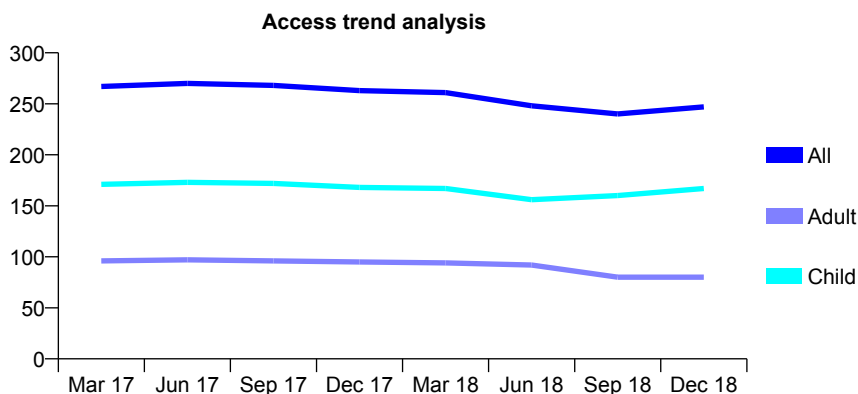
Q69 - Vital Signs At a Glance Contract Report for 950122/0001 - December 2018

Name or company name	MR EH MIDDLETON
Contract type name	GDS Contract
Purpose of contract	General
Contract start date	01/04/2006
Contract end date	

18/19 Contracted general activity (UDA)	716
Carry forward general activity (UDA)	0
18/19 Contracted orthodontic activity (UOA)	0
Carry forward orthodontic activity (UOA)	0
Baseline contract value	£19,288.36

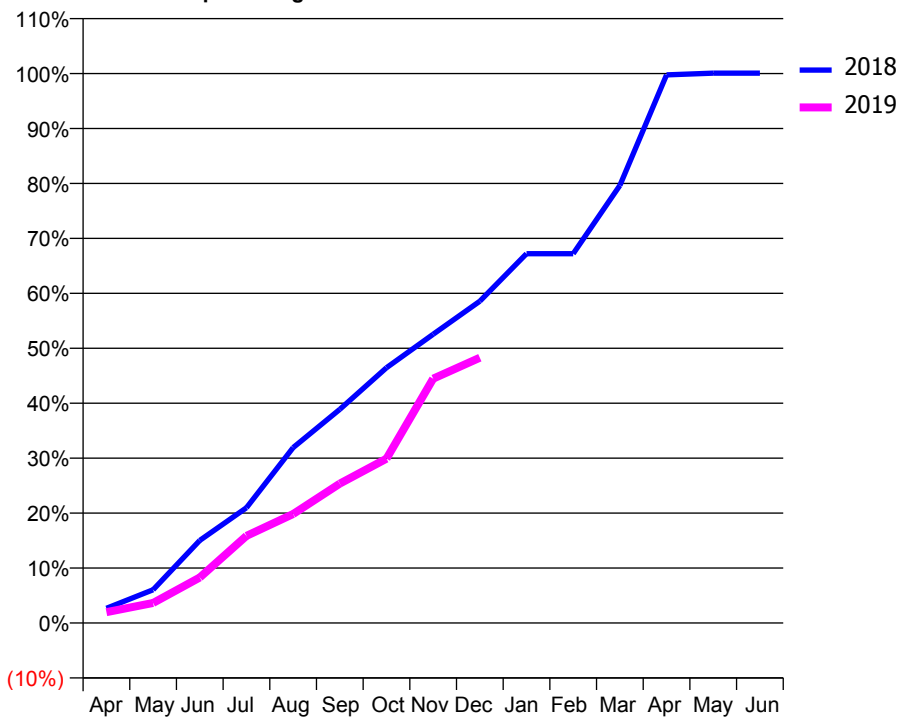
ACCESS*

Patients seen in 24 months	Total	Change since previous quarter
Quarter ending December 2017	263	
Quarter ending March 2018	261	→
Quarter ending June 2018	248	↓
Quarter ending September 2018	240	↓
Quarter ending December 2018	247	↑
Variance since December 2017	(6.1%)	↓



ACTIVITY

Cumulative percentage of contracted UDA delivered 2018 & 2019



Adjusted Scheduled Activity (UDA)		
Month	2018	2019
April	19	14
May	43	26
June	108	59
July	150	114
August	229	142
September	278	182
October	333	214
November	376	318
December	419	346
January	481	
February	481	
March	570	
April	714	
May	716	
June	716	

QUALITY

	Quantity	Base Number	Contract	AT	Region	England
% of FP17s for the same patient ID Re-attending within 3 months - Children	7	176	4.0%	11.5%	11.3%	11.8%
% of FP17s for the same patient ID Re-attending within 3 months - Adults	26	72	36.1%	14.8%	15.3%	15.6%
% of FP17s for the same patient ID Re-attending between 3 & 9 months - Children	84	176	47.7%	58.3%	61.1%	58.8%
% of FP17s for the same patient ID Re-attending between 3 & 9 months - Adults	22	72	30.6%	49.3%	52.4%	51.0%
% of FP17s for Band 1 Urgent Courses	18	193	9.3%	9.7%	9.5%	9.0%
% of FP17s Relating to Free Repair or Replacements	0	193	0.0%	0.7%	0.7%	0.8%
% of FP17s Relating to Continuations	0	193	0.0%	0.6%	0.8%	0.9%
% of Patients satisfied with the dentistry they have received	0	0	N/A	94.1%	93.1%	93.2%
% of Patients satisfied with the time they had to wait for an appointment	0	0	N/A	87.3%	87.8%	88.3%

* This is based on patients treated on this contract for their most recent course of treatment. Figures in italics indicate the base number of FP17s or Patient Questionnaire responses are less than 100. N/A is shown where the base number of responses is less than 10 during the period. % is calculated as Quantity/Base number*100

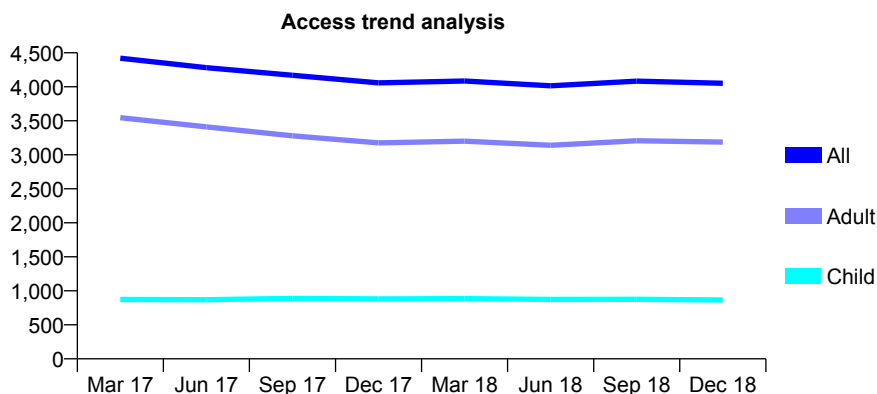
Q69 - Vital Signs At a Glance Contract Report for 959766/0001 - December 2018

Name or company name	MR S SABBAGHI-SARABI
Contract type name	GDS Contract
Purpose of contract	General
Contract start date	01/04/2006
Contract end date	

18/19 Contracted general activity (UDA)	11,188
Carry forward general activity (UDA)	0
18/19 Contracted orthodontic activity (UOA)	0
Carry forward orthodontic activity (UOA)	0
Baseline contract value	£278,103.55

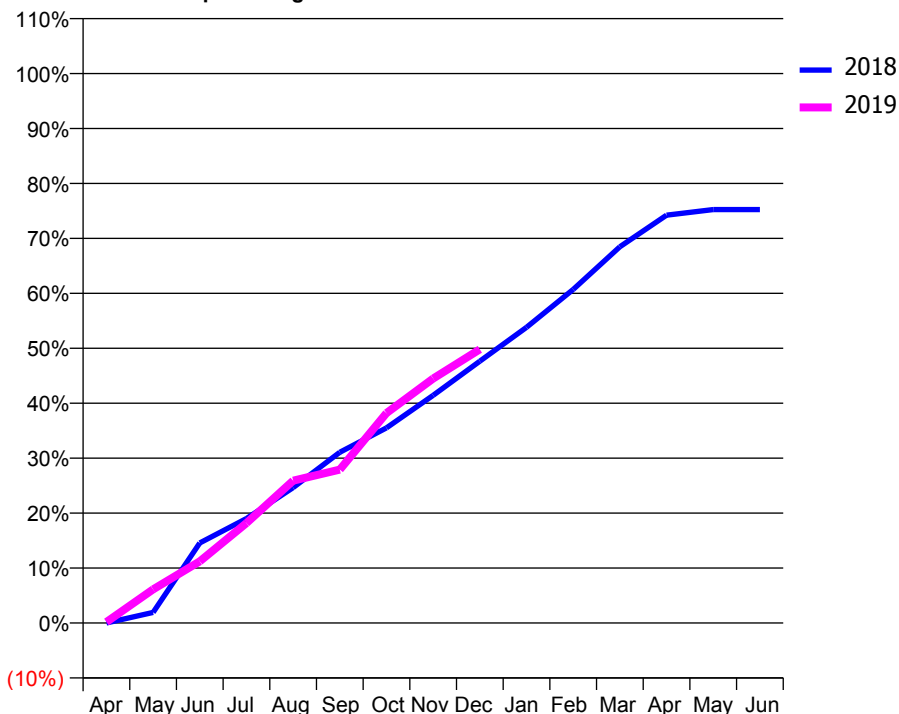
ACCESS*

Patients seen in 24 months	Total	Change since previous quarter
Quarter ending December 2017	4,057	
Quarter ending March 2018	4,085	→
Quarter ending June 2018	4,014	↓
Quarter ending September 2018	4,083	→
Quarter ending December 2018	4,052	→
Variance since December 2017	(0.1%)	→



ACTIVITY

Cumulative percentage of contracted UDA delivered 2018 & 2019



Month	Adjusted Scheduled Activity (UDA)	
	2018	2019
April	0	20
May	217	684
June	1,631	1,255
July	2,126	2,034
August	2,757	2,897
September	3,477	3,124
October	3,973	4,274
November	4,636	4,977
December	5,331	5,572
January	6,019	
February	6,792	
March	7,660	
April	8,304	
May	8,418	
June	8,418	

QUALITY

	Quantity	Base Number	Contract	AT	Region	England
% of FP17s for the same patient ID Re-attending within 3 months - Children	51	658	7.8%	11.5%	11.3%	11.8%
% of FP17s for the same patient ID Re-attending within 3 months - Adults	312	2,390	13.1%	14.8%	15.3%	15.6%
% of FP17s for the same patient ID Re-attending between 3 & 9 months - Children	243	658	36.9%	58.3%	61.1%	58.8%
% of FP17s for the same patient ID Re-attending between 3 & 9 months - Adults	756	2,390	31.6%	49.3%	52.4%	51.0%
% of FP17s for Band 1 Urgent Courses	458	2,710	16.9%	9.7%	9.5%	9.0%
% of FP17s Relating to Free Repair or Replacements	5	2,710	0.2%	0.7%	0.7%	0.8%
% of FP17s Relating to Continuations	17	2,710	0.6%	0.6%	0.8%	0.9%
% of Patients satisfied with the dentistry they have received	1	1	N/A	94.1%	93.1%	93.2%
% of Patients satisfied with the time they had to wait for an appointment	1	1	N/A	87.3%	87.8%	88.3%

* This is based on patients treated on this contract for their most recent course of treatment. Figures in italics indicate the base number of FP17s or Patient Questionnaire responses are less than 100. N/A is shown where the base number of responses is less than 10 during the period. % is calculated as Quantity/Base number*100

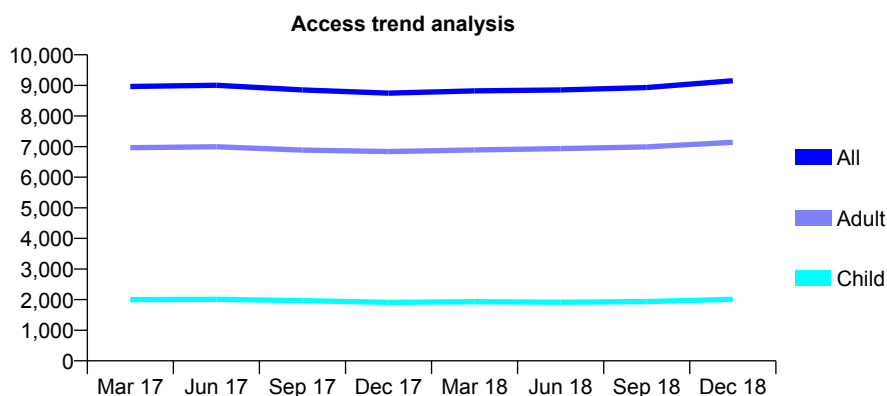
Q69 - Vital Signs At a Glance Contract Report for 961450/0001 - December 2018

Name or company name	Wootton House Dental Partnership
Contract type name	GDS Contract
Purpose of contract	General
Contract start date	21/05/2010
Contract end date	

18/19 Contracted general activity (UDA)	26,774
Carry forward general activity (UDA)	0
18/19 Contracted orthodontic activity (UOA)	0
Carry forward orthodontic activity (UOA)	0
Baseline contract value	£668,475.83

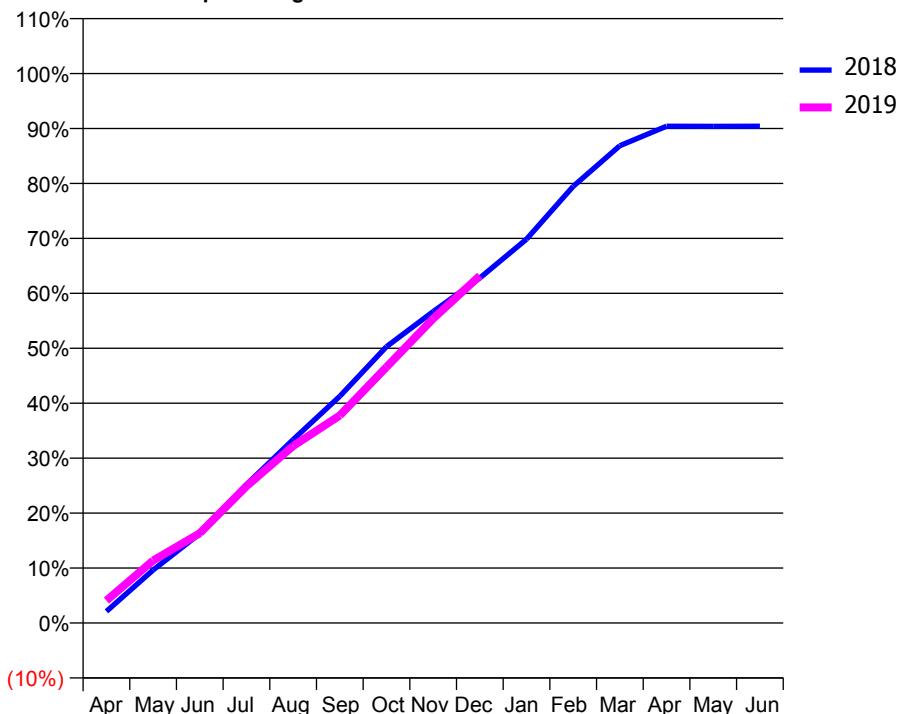
ACCESS*

Patients seen in 24 months	Total	Change since previous quarter
Quarter ending December 2017	8,748	
Quarter ending March 2018	8,821	→
Quarter ending June 2018	8,850	→
Quarter ending September 2018	8,930	→
Quarter ending December 2018	9,152	↑
Variance since December 2017	4.6%	↑



ACTIVITY

Cumulative percentage of contracted UDA delivered 2018 & 2019



Month	Adjusted Scheduled Activity (UDA)	
	2018	2019
April	569	1,097
May	2,580	3,045
June	4,359	4,375
July	6,749	6,664
August	8,936	8,625
September	11,049	10,112
October	13,464	12,474
November	15,175	14,830
December	16,811	16,922
January	18,704	
February	21,276	
March	23,259	
April	24,206	
May	24,199	
June	24,206	

QUALITY

	Quantity	Base Number	Contract	AT	Region	England
% of FP17s for the same patient ID Re-attending within 3 months - Children	157	2,457	6.4%	11.5%	11.3%	11.8%
% of FP17s for the same patient ID Re-attending within 3 months - Adults	1,107	7,849	14.1%	14.8%	15.3%	15.6%
% of FP17s for the same patient ID Re-attending between 3 & 9 months - Children	1,586	2,457	64.6%	58.3%	61.1%	58.8%
% of FP17s for the same patient ID Re-attending between 3 & 9 months - Adults	4,042	7,849	51.5%	49.3%	52.4%	51.0%
% of FP17s for Band 1 Urgent Courses	784	9,783	8.0%	9.7%	9.5%	9.0%
% of FP17s Relating to Free Repair or Replacements	107	9,783	1.1%	0.7%	0.7%	0.8%
% of FP17s Relating to Continuations	57	9,783	0.6%	0.6%	0.8%	0.9%
% of Patients satisfied with the dentistry they have received	4	4	N/A	94.1%	93.1%	93.2%
% of Patients satisfied with the time they had to wait for an appointment	3	4	N/A	87.3%	87.8%	88.3%

* This is based on patients treated on this contract for their most recent course of treatment. Figures in italics indicate the base number of FP17s or Patient Questionnaire responses are less than 100. N/A is shown where the base number of responses is less than 10 during the period. % is calculated as Quantity/Base number*100

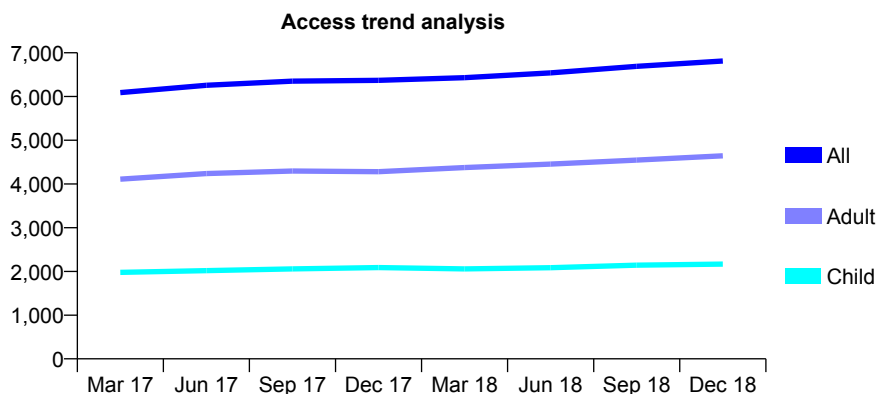
Q69 - Vital Signs At a Glance Contract Report for 962392/0001 - December 2018

Name or company name	MR N PATEL
Contract type name	GDS Contract
Purpose of contract	General
Contract start date	01/04/2008
Contract end date	

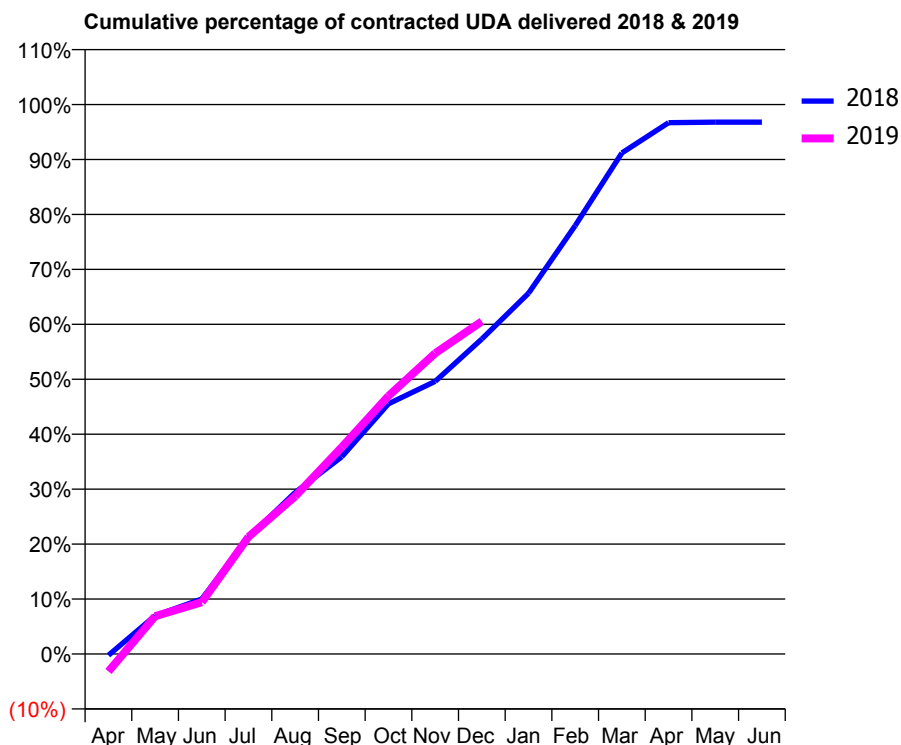
18/19 Contracted general activity (UDA)	13,856
Carry forward general activity (UDA)	441
18/19 Contracted orthodontic activity (UOA)	0
Carry forward orthodontic activity (UOA)	0
Baseline contract value	£350,163.06

ACCESS*

Patients seen in 24 months	Total	Change since previous quarter
Quarter ending December 2017	6,369	
Quarter ending March 2018	6,430	→
Quarter ending June 2018	6,542	→
Quarter ending September 2018	6,689	↑
Quarter ending December 2018	6,813	→
Variance since December 2017	7.0%	↑



ACTIVITY



Month	Adjusted Scheduled Activity (UDA)	
	2018	2019
April	-34	-441
May	957	952
June	1,374	1,307
July	2,915	2,954
August	4,036	3,975
September	4,930	5,218
October	6,251	6,508
November	6,812	7,585
December	7,871	8,386
January	9,014	
February	10,701	
March	12,517	
April	13,275	
May	13,287	
June	13,287	

QUALITY

	Quantity	Base Number	Contract	AT	Region	England
% of FP17s for the same patient ID Re-attending within 3 months - Children	211	2,681	7.9%	11.5%	11.3%	11.8%
% of FP17s for the same patient ID Re-attending within 3 months - Adults	548	4,671	11.7%	14.8%	15.3%	15.6%
% of FP17s for the same patient ID Re-attending between 3 & 9 months - Children	1,902	2,681	70.9%	58.3%	61.1%	58.8%
% of FP17s for the same patient ID Re-attending between 3 & 9 months - Adults	2,631	4,671	56.3%	49.3%	52.4%	51.0%
% of FP17s for Band 1 Urgent Courses	222	5,750	3.9%	9.7%	9.5%	9.0%
% of FP17s Relating to Free Repair or Replacements	32	5,750	0.6%	0.7%	0.7%	0.8%
% of FP17s Relating to Continuations	24	5,750	0.4%	0.6%	0.8%	0.9%
% of Patients satisfied with the dentistry they have received	3	3	N/A	94.1%	93.1%	93.2%
% of Patients satisfied with the time they had to wait for an appointment	3	3	N/A	87.3%	87.8%	88.3%

* This is based on patients treated on this contract for their most recent course of treatment. Figures in italics indicate the base number of FP17s or Patient Questionnaire responses are less than 100. N/A is shown where the base number of responses is less than 10 during the period. % is calculated as Quantity/Base number*100

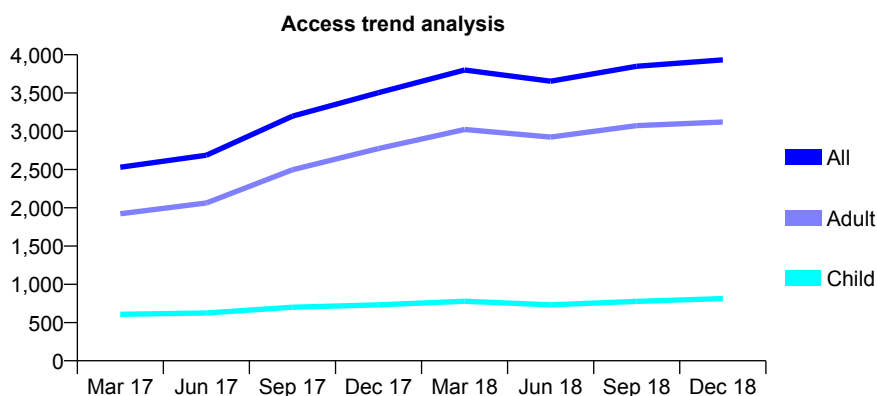
Q70 - Vital Signs At a Glance Contract Report for 100088/0000 - December 2018

Name or company name	Portsea Dental Care Ltd
Contract type name	GDS Contract
Purpose of contract	General
Contract start date	01/04/2016
Contract end date	

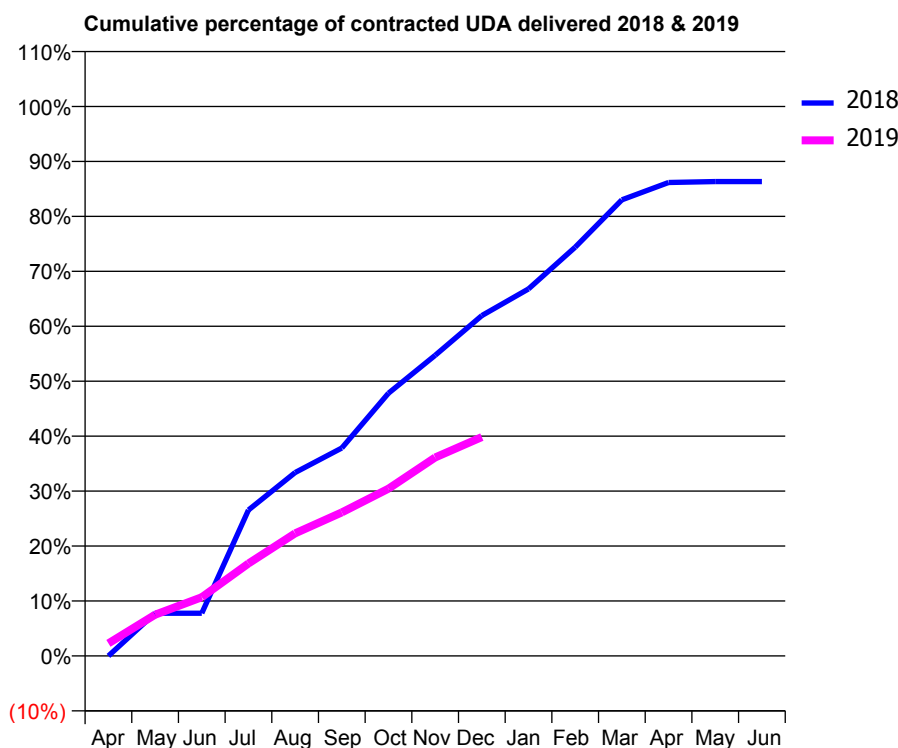
18/19 Contracted general activity (UDA)	17,002
Carry forward general activity (UDA)	0
18/19 Contracted orthodontic activity (UOA)	0
Carry forward orthodontic activity (UOA)	0
Baseline contract value	£386,936.69

ACCESS*

Patients seen in 24 months	Total	Change since previous quarter
Quarter ending December 2017	3,504	
Quarter ending March 2018	3,801	↑
Quarter ending June 2018	3,654	↓
Quarter ending September 2018	3,850	↑
Quarter ending December 2018	3,933	↑
Variance since December 2017	12.2%	↑



ACTIVITY



Month	Adjusted Scheduled Activity (UDA)	
	2018	2019
April	0	391
May	1,011	1,278
June	1,011	1,818
July	3,453	2,860
August	4,340	3,793
September	4,919	4,442
October	6,216	5,174
November	7,113	6,141
December	8,053	6,771
January	8,684	
February	9,674	
March	10,793	
April	11,204	
May	11,223	
June	11,224	

QUALITY

	Quantity	Base Number	Contract	AT	Region	England
% of FP17s for the same patient ID Re-attending within 3 months - Children	92	732	12.6%	9.6%	11.3%	11.8%
% of FP17s for the same patient ID Re-attending within 3 months - Adults	496	2,669	18.6%	13.9%	15.3%	15.6%
% of FP17s for the same patient ID Re-attending between 3 & 9 months - Children	239	732	32.7%	61.7%	61.1%	58.8%
% of FP17s for the same patient ID Re-attending between 3 & 9 months - Adults	649	2,669	24.3%	53.0%	52.4%	51.0%
% of FP17s for Band 1 Urgent Courses	1,188	3,232	36.8%	9.8%	9.5%	9.0%
% of FP17s Relating to Free Repair or Replacements	12	3,232	0.4%	0.6%	0.7%	0.8%
% of FP17s Relating to Continuations	46	3,232	1.4%	0.9%	0.8%	0.9%
% of Patients satisfied with the dentistry they have received	2	2	N/A	93.0%	93.1%	93.2%
% of Patients satisfied with the time they had to wait for an appointment	2	2	N/A	88.0%	87.8%	88.3%

* This is based on patients treated on this contract for their most recent course of treatment. Figures in italics indicate the base number of FP17s or Patient Questionnaire responses are less than 100. N/A is shown where the base number of responses is less than 10 during the period. % is calculated as Quantity/Base number*100

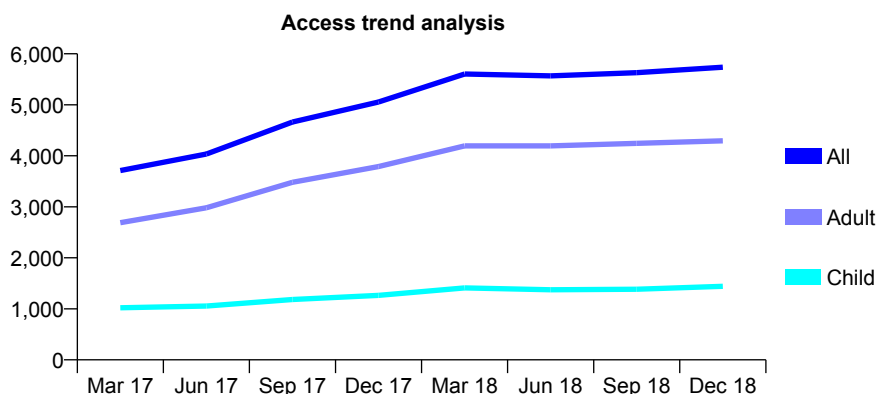
Q70 - Vital Signs At a Glance Contract Report for 100089/0000 - December 2018

Name or company name	Hilsea Dental Care Ltd
Contract type name	GDS Contract
Purpose of contract	General
Contract start date	01/04/2016
Contract end date	

18/19 Contracted general activity (UDA)	17,002
Carry forward general activity (UDA)	0
18/19 Contracted orthodontic activity (UOA)	0
Carry forward orthodontic activity (UOA)	0
Baseline contract value	£386,936.69

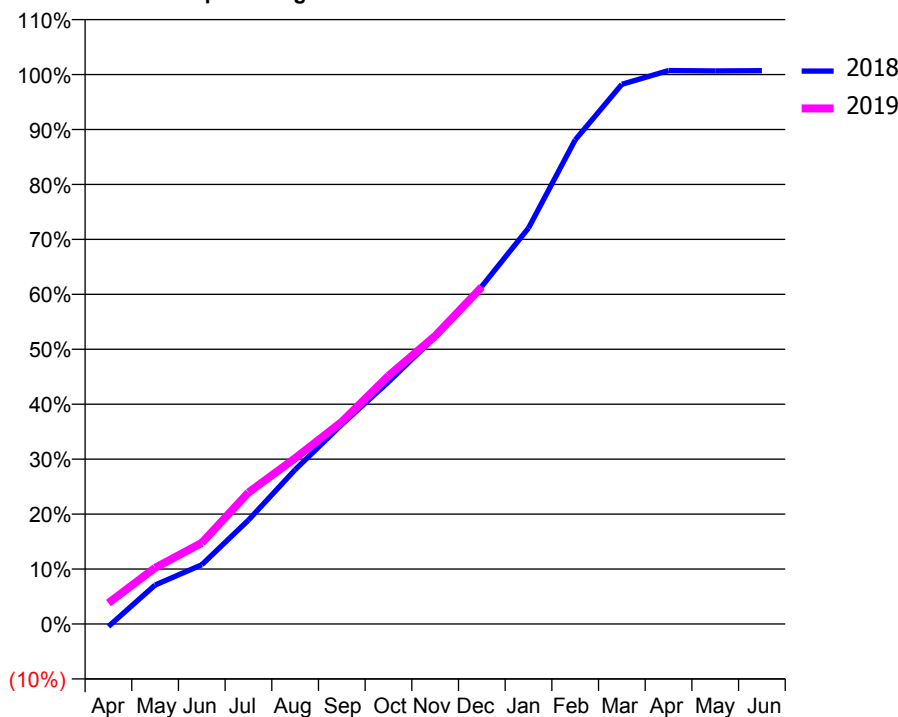
ACCESS*

Patients seen in 24 months	Total	Change since previous quarter
Quarter ending December 2017	5,055	
Quarter ending March 2018	5,605	↑
Quarter ending June 2018	5,568	→
Quarter ending September 2018	5,629	→
Quarter ending December 2018	5,737	→
Variance since December 2017	13.5%	↑



ACTIVITY

Cumulative percentage of contracted UDA delivered 2018 & 2019



Month	Adjusted Scheduled Activity (UDA)	
	2018	2019
April	-74	649
May	1,137	1,738
June	1,725	2,511
July	3,028	4,071
August	4,496	5,129
September	5,811	6,255
October	7,051	7,678
November	8,364	8,916
December	9,835	10,430
January	11,530	
February	14,098	
March	15,716	
April	16,118	
May	16,106	
June	16,112	

QUALITY

	Quantity	Base Number	Contract	AT	Region	England
% of FP17s for the same patient ID Re-attending within 3 months - Children	146	1,204	12.1%	9.6%	11.3%	11.8%
% of FP17s for the same patient ID Re-attending within 3 months - Adults	487	3,180	15.3%	13.9%	15.3%	15.6%
% of FP17s for the same patient ID Re-attending between 3 & 9 months - Children	492	1,204	40.9%	61.7%	61.1%	58.8%
% of FP17s for the same patient ID Re-attending between 3 & 9 months - Adults	1,058	3,180	33.3%	53.0%	52.4%	51.0%
% of FP17s for Band 1 Urgent Courses	1,130	4,244	26.6%	9.8%	9.5%	9.0%
% of FP17s Relating to Free Repair or Replacements	30	4,244	0.7%	0.6%	0.7%	0.8%
% of FP17s Relating to Continuations	49	4,244	1.2%	0.9%	0.8%	0.9%
% of Patients satisfied with the dentistry they have received	0	0	N/A	93.0%	93.1%	93.2%
% of Patients satisfied with the time they had to wait for an appointment	0	0	N/A	88.0%	87.8%	88.3%

* This is based on patients treated on this contract for their most recent course of treatment. Figures in italics indicate the base number of FP17s or Patient Questionnaire responses are less than 100. N/A is shown where the base number of responses is less than 10 during the period. % is calculated as Quantity/Base number*100

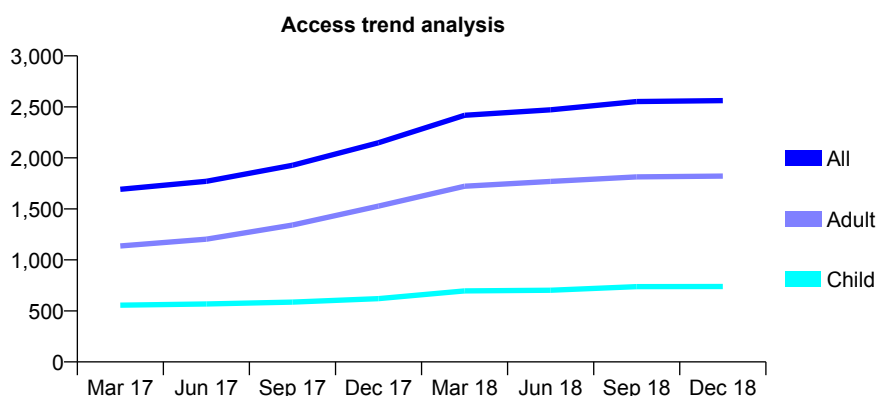
Q70 - Vital Signs At a Glance Contract Report for 100091/0000 - December 2018

Name or company name	Paulsgrove Dental Care Ltd
Contract type name	GDS Contract
Purpose of contract	General
Contract start date	01/04/2016
Contract end date	

18/19 Contracted general activity (UDA)	7,002
Carry forward general activity (UDA)	0
18/19 Contracted orthodontic activity (UOA)	0
Carry forward orthodontic activity (UOA)	0
Baseline contract value	£162,305.98

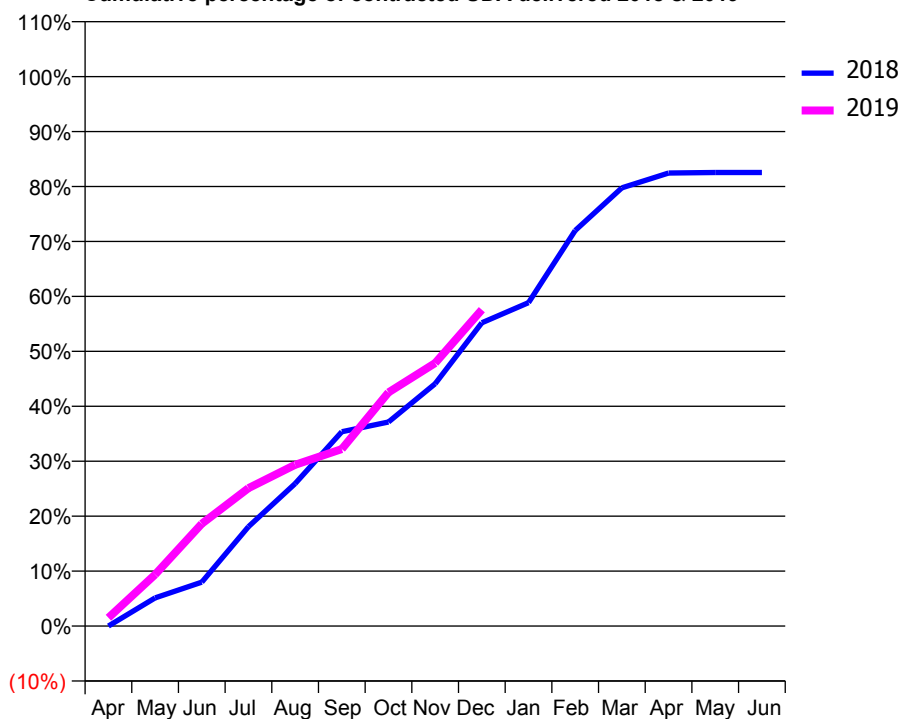
ACCESS*

Patients seen in 24 months	Total	Change since previous quarter
Quarter ending December 2017	2,148	
Quarter ending March 2018	2,418	↑
Quarter ending June 2018	2,471	↑
Quarter ending September 2018	2,552	↑
Quarter ending December 2018	2,561	→
Variance since December 2017	19.2%	↑



ACTIVITY

Cumulative percentage of contracted UDA delivered 2018 & 2019



Month	Adjusted Scheduled Activity (UDA)	
	2018	2019
April	0	106
May	360	656
June	560	1,304
July	1,266	1,757
August	1,816	2,054
September	2,477	2,256
October	2,600	2,978
November	3,088	3,352
December	3,864	4,031
January	4,121	
February	5,041	
March	5,584	
April	5,772	
May	5,779	
June	5,779	

QUALITY

	Quantity	Base Number	Contract	AT	Region	England
% of FP17s for the same patient ID Re-attending within 3 months - Children	62	725	8.6%	9.6%	11.3%	11.8%
% of FP17s for the same patient ID Re-attending within 3 months - Adults	216	1,621	13.3%	13.9%	15.3%	15.6%
% of FP17s for the same patient ID Re-attending between 3 & 9 months - Children	397	725	54.8%	61.7%	61.1%	58.8%
% of FP17s for the same patient ID Re-attending between 3 & 9 months - Adults	626	1,621	38.6%	53.0%	52.4%	51.0%
% of FP17s for Band 1 Urgent Courses	621	2,260	27.5%	9.8%	9.5%	9.0%
% of FP17s Relating to Free Repair or Replacements	9	2,260	0.4%	0.6%	0.7%	0.8%
% of FP17s Relating to Continuations	27	2,260	1.2%	0.9%	0.8%	0.9%
% of Patients satisfied with the dentistry they have received	0	0	N/A	93.0%	93.1%	93.2%
% of Patients satisfied with the time they had to wait for an appointment	0	0	N/A	88.0%	87.8%	88.3%

* This is based on patients treated on this contract for their most recent course of treatment. Figures in italics indicate the base number of FP17s or Patient Questionnaire responses are less than 100. N/A is shown where the base number of responses is less than 10 during the period. % is calculated as Quantity/Base number*100

Q70 - Vital Signs At a Glance Contract Report for 100885/0000 - December 2018


Name or company name	Solent Dental Services
Contract type name	PDS Contract
Purpose of contract	General
Contract start date	01/10/2018
Contract end date	31/03/2020

18/19 Contracted general activity (UDA)	1,793
Carry forward general activity (UDA)	0
18/19 Contracted orthodontic activity (UOA)	0
Carry forward orthodontic activity (UOA)	0
Baseline contract value	£275,291.48

ACCESS*

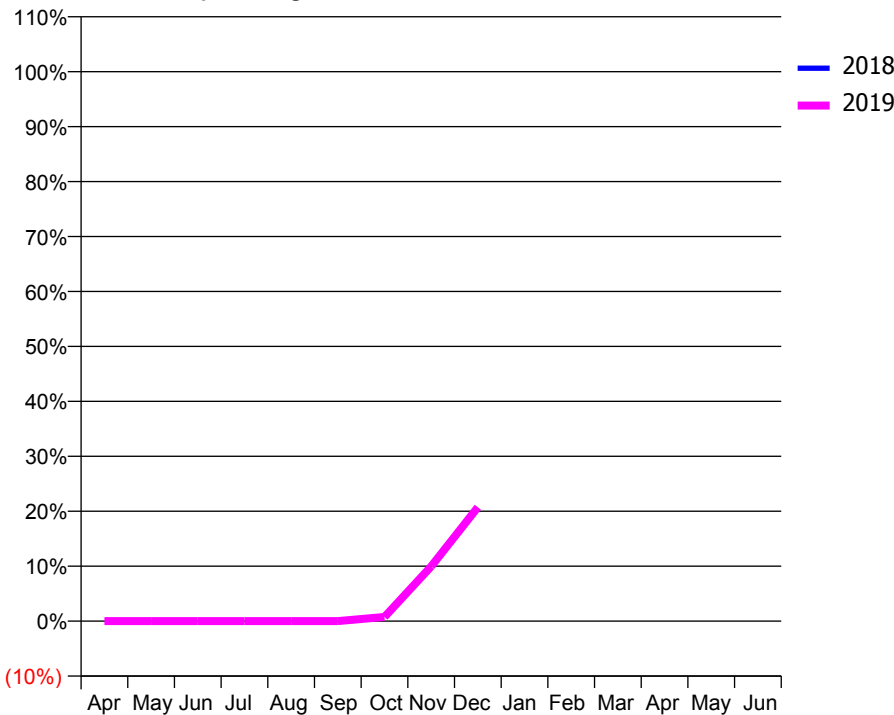
Patients seen in 24 months	Total	Change since previous quarter
Quarter ending December 2017	0	
Quarter ending March 2018	0	
Quarter ending June 2018	0	
Quarter ending September 2018	0	
Quarter ending December 2018	177	↑
Variance since December 2017	N/A	

Access trend analysis



ACTIVITY

Cumulative percentage of contracted UDA delivered 2018 & 2019



Month	Adjusted Scheduled Activity (UDA)	
	2018	2019
April	0	0
May	0	0
June	0	0
July	0	0
August	0	0
September	0	0
October	0	14
November	0	179
December	0	372
January	0	
February	0	
March	0	
April	0	
May	0	
June	0	

QUALITY

	Quantity	Base Number	Contract	AT	Region	England
% of FP17s for the same patient ID Re-attending within 3 months - Children	1	44	2.3%	9.6%	11.3%	11.8%
% of FP17s for the same patient ID Re-attending within 3 months - Adults	1	106	0.9%	13.9%	15.3%	15.6%
% of FP17s for the same patient ID Re-attending between 3 & 9 months - Children	0	44	0.0%	61.7%	61.1%	58.8%
% of FP17s for the same patient ID Re-attending between 3 & 9 months - Adults	0	106	0.0%	53.0%	52.4%	51.0%
% of FP17s for Band 1 Urgent Courses	13	150	8.7%	9.8%	9.5%	9.0%
% of FP17s Relating to Free Repair or Replacements	0	150	0.0%	0.6%	0.7%	0.8%
% of FP17s Relating to Continuations	0	150	0.0%	0.9%	0.8%	0.9%
% of Patients satisfied with the dentistry they have received	0	0	N/A	93.0%	93.1%	93.2%
% of Patients satisfied with the time they had to wait for an appointment	0	0	N/A	88.0%	87.8%	88.3%

* This is based on patients treated on this contract for their most recent course of treatment. Figures in italics indicate the base number of FP17s or Patient Questionnaire responses are less than 100. N/A is shown where the base number of responses is less than 10 during the period. % is calculated as Quantity/Base number*100

Q70 - Vital Signs At a Glance Contract Report for 100886/0000 - December 2018


Name or company name	Solent Dental Services
Contract type name	PDS Contract
Purpose of contract	General
Contract start date	01/10/2018
Contract end date	31/03/2020

18/19 Contracted general activity (UDA)	897
Carry forward general activity (UDA)	0
18/19 Contracted orthodontic activity (UOA)	0
Carry forward orthodontic activity (UOA)	0
Baseline contract value	£137,645.74

ACCESS*

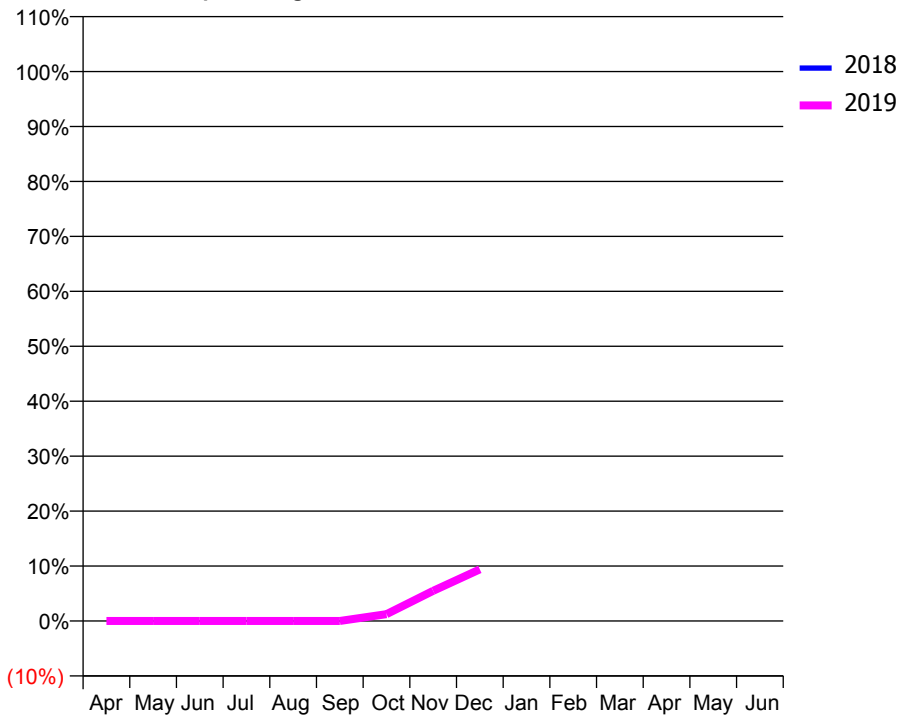
Patients seen in 24 months	Total	Change since previous quarter
Quarter ending December 2017	0	
Quarter ending March 2018	0	
Quarter ending June 2018	0	
Quarter ending September 2018	0	
Quarter ending December 2018	43	↑
Variance since December 2017	N/A	

Access trend analysis



ACTIVITY

Cumulative percentage of contracted UDA delivered 2018 & 2019



Month	Adjusted Scheduled Activity (UDA)	
	2018	2019
April	0	0
May	0	0
June	0	0
July	0	0
August	0	0
September	0	0
October	0	11
November	0	49
December	0	84
January	0	
February	0	
March	0	
April	0	
May	0	
June	0	

QUALITY

	Quantity	Base Number	Contract	AT	Region	England
% of FP17s for the same patient ID Re-attending within 3 months - Children	0	34	0.0%	9.6%	11.3%	11.8%
% of FP17s for the same patient ID Re-attending within 3 months - Adults	0	7	0.0%	13.9%	15.3%	15.6%
% of FP17s for the same patient ID Re-attending between 3 & 9 months - Children	0	34	0.0%	61.7%	61.1%	58.8%
% of FP17s for the same patient ID Re-attending between 3 & 9 months - Adults	0	7	0.0%	53.0%	52.4%	51.0%
% of FP17s for Band 1 Urgent Courses	2	41	4.9%	9.8%	9.5%	9.0%
% of FP17s Relating to Free Repair or Replacements	0	41	0.0%	0.6%	0.7%	0.8%
% of FP17s Relating to Continuations	0	41	0.0%	0.9%	0.8%	0.9%
% of Patients satisfied with the dentistry they have received	0	0	N/A	93.0%	93.1%	93.2%
% of Patients satisfied with the time they had to wait for an appointment	0	0	N/A	88.0%	87.8%	88.3%

* This is based on patients treated on this contract for their most recent course of treatment. Figures in italics indicate the base number of FP17s or Patient Questionnaire responses are less than 100. N/A is shown where the base number of responses is less than 10 during the period. % is calculated as Quantity/Base number*100

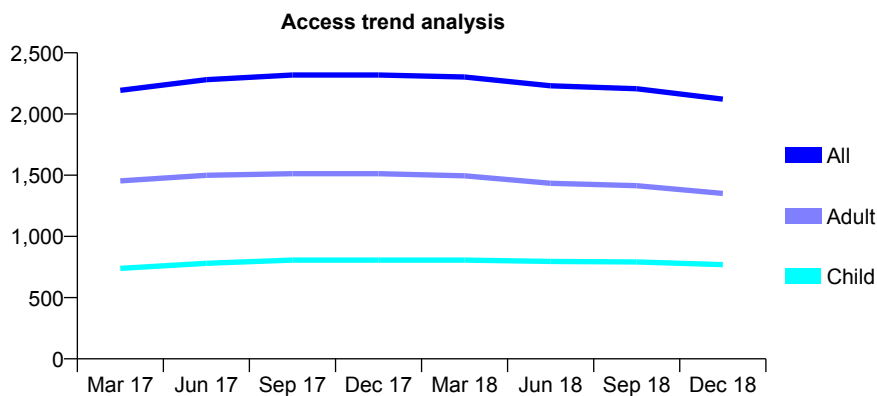
Q70 - Vital Signs At a Glance Contract Report for 101281/0122 - December 2018

Name or company name	OASIS DENTAL CARE LTD
Contract type name	GDS Contract
Purpose of contract	General
Contract start date	01/04/2006
Contract end date	

18/19 Contracted general activity (UDA)	4,652
Carry forward general activity (UDA)	0
18/19 Contracted orthodontic activity (UOA)	0
Carry forward orthodontic activity (UOA)	0
Baseline contract value	£112,007.75

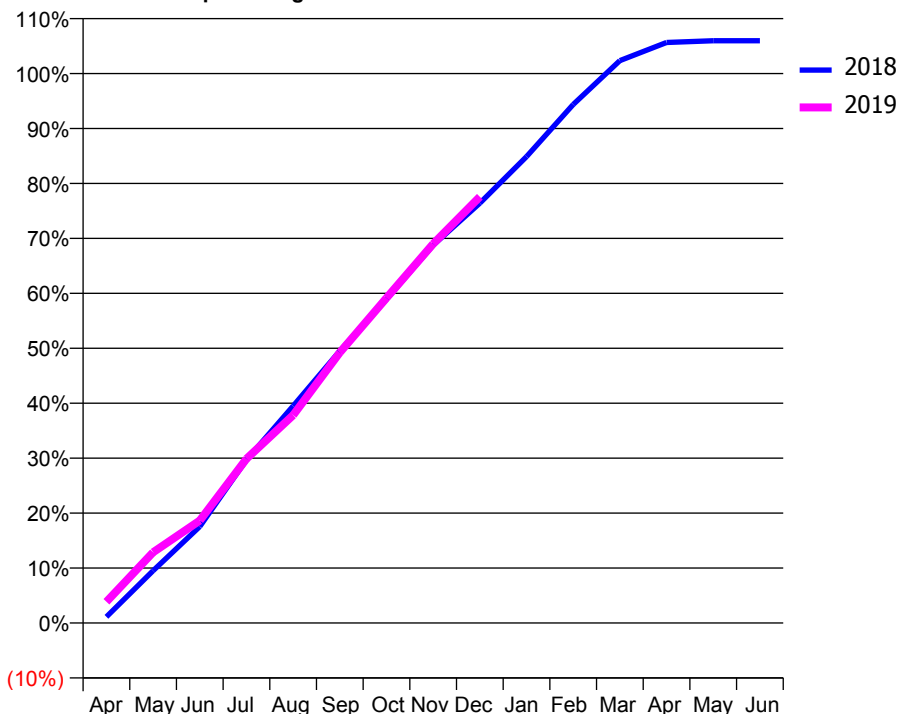
ACCESS*

Patients seen in 24 months	Total	Change since previous quarter
Quarter ending December 2017	2,319	
Quarter ending March 2018	2,302	→
Quarter ending June 2018	2,230	↓
Quarter ending September 2018	2,206	↓
Quarter ending December 2018	2,121	↓
Variance since December 2017	(8.5%)	↓



ACTIVITY

Cumulative percentage of contracted UDA delivered 2018 & 2019



Month	Adjusted Scheduled Activity (UDA)	
	2018	2019
April	52	180
May	443	599
June	817	868
July	1,381	1,390
August	1,838	1,760
September	2,303	2,290
October	2,742	2,752
November	3,198	3,210
December	3,555	3,608
January	3,948	
February	4,390	
March	4,761	
April	4,915	
May	4,930	
June	4,930	

QUALITY

	Quantity	Base Number	Contract	AT	Region	England
% of FP17s for the same patient ID Re-attending within 3 months - Children	86	853	10.1%	9.6%	11.3%	11.8%
% of FP17s for the same patient ID Re-attending within 3 months - Adults	249	1,316	18.9%	13.9%	15.3%	15.6%
% of FP17s for the same patient ID Re-attending between 3 & 9 months - Children	497	853	58.3%	61.7%	61.1%	58.8%
% of FP17s for the same patient ID Re-attending between 3 & 9 months - Adults	618	1,316	47.0%	53.0%	52.4%	51.0%
% of FP17s for Band 1 Urgent Courses	226	2,072	10.9%	9.8%	9.5%	9.0%
% of FP17s Relating to Free Repair or Replacements	0	2,072	0.0%	0.6%	0.7%	0.8%
% of FP17s Relating to Continuations	16	2,072	0.8%	0.9%	0.8%	0.9%
% of Patients satisfied with the dentistry they have received	1	1	N/A	93.0%	93.1%	93.2%
% of Patients satisfied with the time they had to wait for an appointment	1	1	N/A	88.0%	87.8%	88.3%

* This is based on patients treated on this contract for their most recent course of treatment. Figures in italics indicate the base number of FP17s or Patient Questionnaire responses are less than 100. N/A is shown where the base number of responses is less than 10 during the period. % is calculated as Quantity/Base number*100

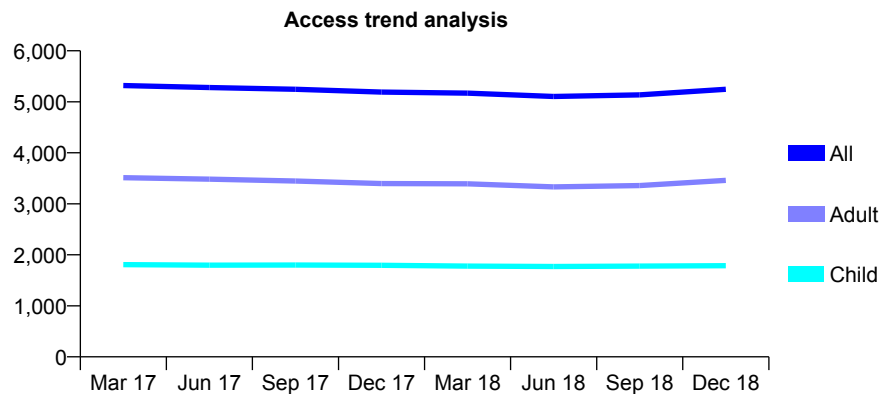
Q70 - Vital Signs At a Glance Contract Report for 101281/0124 - December 2018

Name or company name	OASIS DENTAL CARE LTD
Contract type name	GDS Contract
Purpose of contract	General
Contract start date	01/04/2006
Contract end date	

18/19 Contracted general activity (UDA)	13,263
Carry forward general activity (UDA)	0
18/19 Contracted orthodontic activity (UOA)	0
Carry forward orthodontic activity (UOA)	0
Baseline contract value	£325,327.41

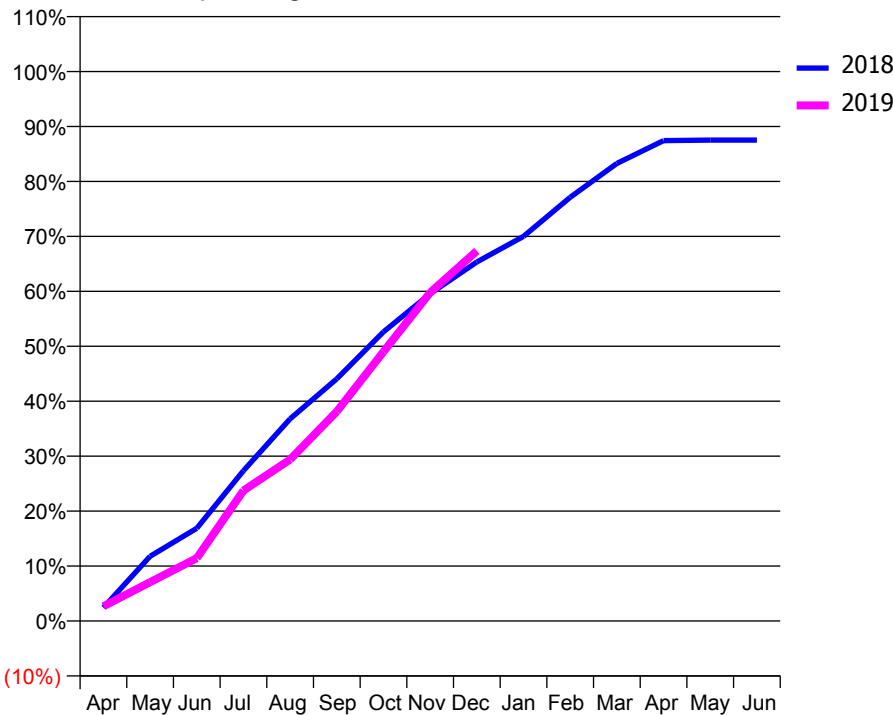
ACCESS*

Patients seen in 24 months	Total	Change since previous quarter
Quarter ending December 2017	5,192	
Quarter ending March 2018	5,170	→
Quarter ending June 2018	5,104	↓
Quarter ending September 2018	5,135	→
Quarter ending December 2018	5,245	↑
Variance since December 2017	1.0%	→



ACTIVITY

Cumulative percentage of contracted UDA delivered 2018 & 2019



Month	Adjusted Scheduled Activity (UDA)	
	2018	2019
April	323	354
May	1,563	939
June	2,239	1,516
July	3,628	3,148
August	4,879	3,898
September	5,845	5,059
October	6,981	6,501
November	7,900	7,928
December	8,667	8,935
January	9,285	
February	10,228	
March	11,044	
April	11,594	
May	11,607	
June	11,607	

QUALITY

	Quantity	Base Number	Contract	AT	Region	England
% of FP17s for the same patient ID Re-attending within 3 months - Children	126	1,953	6.5%	9.6%	11.3%	11.8%
% of FP17s for the same patient ID Re-attending within 3 months - Adults	467	3,486	13.4%	13.9%	15.3%	15.6%
% of FP17s for the same patient ID Re-attending between 3 & 9 months - Children	1,102	1,953	56.4%	61.7%	61.1%	58.8%
% of FP17s for the same patient ID Re-attending between 3 & 9 months - Adults	1,601	3,486	45.9%	53.0%	52.4%	51.0%
% of FP17s for Band 1 Urgent Courses	478	5,000	9.6%	9.8%	9.5%	9.0%
% of FP17s Relating to Free Repair or Replacements	36	5,000	0.7%	0.6%	0.7%	0.8%
% of FP17s Relating to Continuations	51	5,000	1.0%	0.9%	0.8%	0.9%
% of Patients satisfied with the dentistry they have received	0	1	N/A	93.0%	93.1%	93.2%
% of Patients satisfied with the time they had to wait for an appointment	0	1	N/A	88.0%	87.8%	88.3%

* This is based on patients treated on this contract for their most recent course of treatment. Figures in italics indicate the base number of FP17s or Patient Questionnaire responses are less than 100. N/A is shown where the base number of responses is less than 10 during the period. % is calculated as Quantity/Base number*100

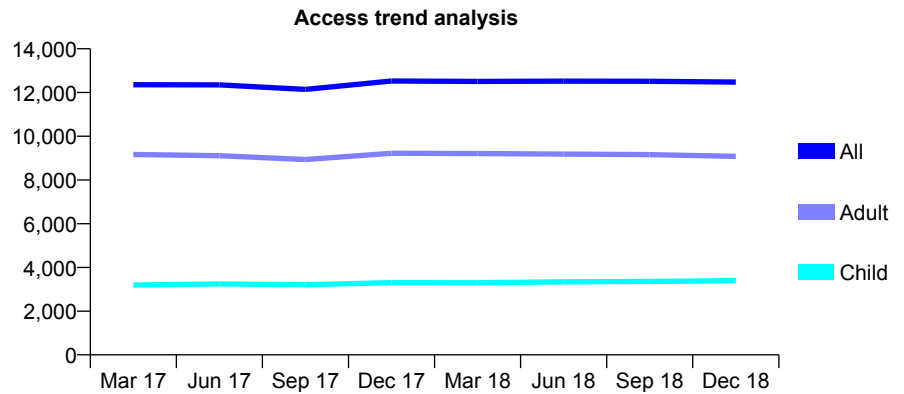
Q70 - Vital Signs At a Glance Contract Report for 101281/0193 - December 2018

Name or company name	OASIS DENTAL CARE LTD
Contract type name	GDS Contract
Purpose of contract	General
Contract start date	01/02/2009
Contract end date	

18/19 Contracted general activity (UDA)	35,100
Carry forward general activity (UDA)	0
18/19 Contracted orthodontic activity (UOA)	0
Carry forward orthodontic activity (UOA)	0
Baseline contract value	£770,070.66

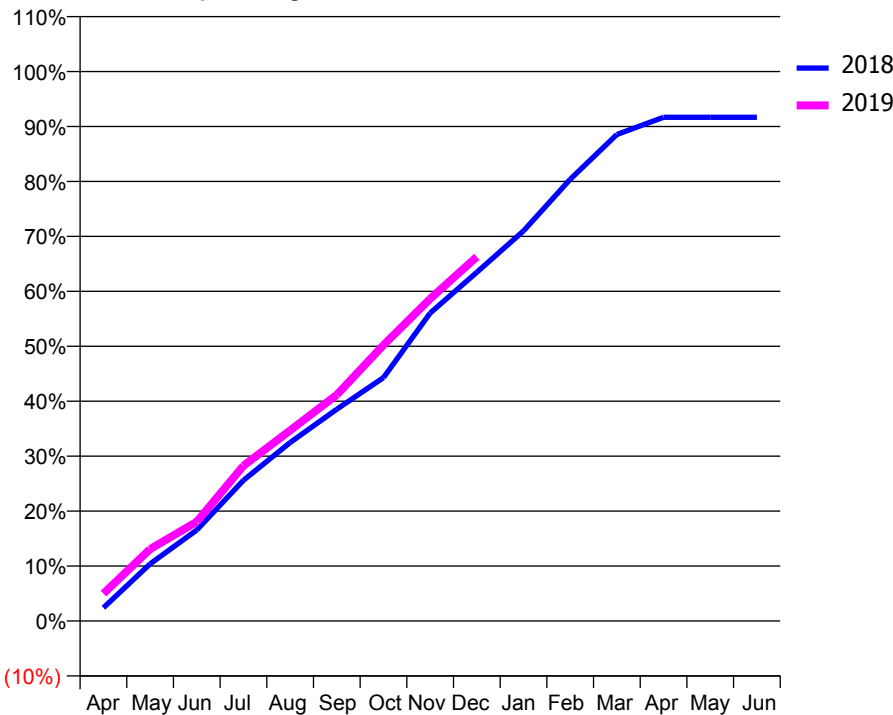
ACCESS*

Patients seen in 24 months	Total	Change since previous quarter
Quarter ending December 2017	12,524	
Quarter ending March 2018	12,508	→
Quarter ending June 2018	12,522	→
Quarter ending September 2018	12,513	→
Quarter ending December 2018	12,476	→
Variance since December 2017	(0.4%)	→



ACTIVITY

Cumulative percentage of contracted UDA delivered 2018 & 2019



Month	Adjusted Scheduled Activity (UDA)	
	2018	2019
April	848	1,754
May	3,652	4,599
June	5,815	6,338
July	8,989	9,915
August	11,400	12,176
September	13,529	14,446
October	15,549	17,627
November	19,674	20,582
December	22,274	23,269
January	24,916	
February	28,212	
March	31,073	
April	32,177	
May	32,177	
June	32,177	

QUALITY

	Quantity	Base Number	Contract	AT	Region	England
% of FP17s for the same patient ID Re-attending within 3 months - Children	268	3,845	7.0%	9.6%	11.3%	11.8%
% of FP17s for the same patient ID Re-attending within 3 months - Adults	1,238	9,734	12.7%	13.9%	15.3%	15.6%
% of FP17s for the same patient ID Re-attending between 3 & 9 months - Children	2,379	3,845	61.9%	61.7%	61.1%	58.8%
% of FP17s for the same patient ID Re-attending between 3 & 9 months - Adults	6,134	9,734	63.0%	53.0%	52.4%	51.0%
% of FP17s for Band 1 Urgent Courses	1,387	12,938	10.7%	9.8%	9.5%	9.0%
% of FP17s Relating to Free Repair or Replacements	84	12,938	0.6%	0.6%	0.7%	0.8%
% of FP17s Relating to Continuations	76	12,938	0.6%	0.9%	0.8%	0.9%
% of Patients satisfied with the dentistry they have received	5	5	N/A	93.0%	93.1%	93.2%
% of Patients satisfied with the time they had to wait for an appointment	5	5	N/A	88.0%	87.8%	88.3%

* This is based on patients treated on this contract for their most recent course of treatment. Figures in italics indicate the base number of FP17s or Patient Questionnaire responses are less than 100. N/A is shown where the base number of responses is less than 10 during the period. % is calculated as Quantity/Base number*100

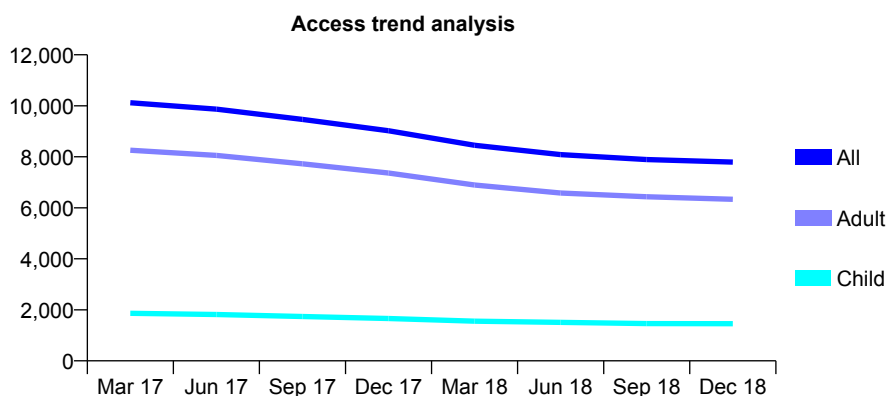
Q70 - Vital Signs At a Glance Contract Report for 101338/0001 - December 2018

Name or company name	Whitecross Dental Care Limited
Contract type name	GDS Contract
Purpose of contract	General
Contract start date	01/04/2006
Contract end date	

18/19 Contracted general activity (UDA)	23,000
Carry forward general activity (UDA)	0
18/19 Contracted orthodontic activity (UOA)	0
Carry forward orthodontic activity (UOA)	0
Baseline contract value	£566,271.27

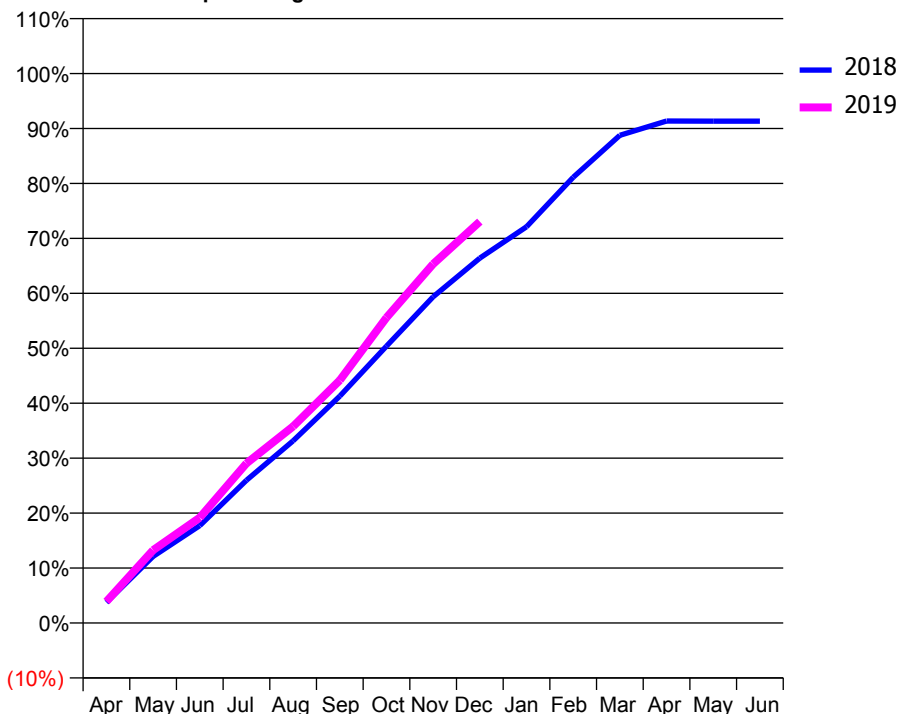
ACCESS*

Patients seen in 24 months	Total	Change since previous quarter
Quarter ending December 2017	9,024	
Quarter ending March 2018	8,452	↓
Quarter ending June 2018	8,086	↓
Quarter ending September 2018	7,894	↓
Quarter ending December 2018	7,792	↓
Variance since December 2017	(13.7%)	↓



ACTIVITY

Cumulative percentage of contracted UDA delivered 2018 & 2019



Month	Adjusted Scheduled Activity (UDA)	
	2018	2019
April	861	901
May	2,789	3,052
June	4,076	4,415
July	5,977	6,683
August	7,628	8,229
September	9,498	10,162
October	11,589	12,783
November	13,652	15,027
December	15,273	16,802
January	16,582	
February	18,656	
March	20,413	
April	21,012	
May	21,008	
June	21,007	

QUALITY

	Quantity	Base Number	Contract	AT	Region	England
% of FP17s for the same patient ID Re-attending within 3 months - Children	96	1,623	5.9%	9.6%	11.3%	11.8%
% of FP17s for the same patient ID Re-attending within 3 months - Adults	873	6,475	13.5%	13.9%	15.3%	15.6%
% of FP17s for the same patient ID Re-attending between 3 & 9 months - Children	886	1,623	54.6%	61.7%	61.1%	58.8%
% of FP17s for the same patient ID Re-attending between 3 & 9 months - Adults	2,971	6,475	45.9%	53.0%	52.4%	51.0%
% of FP17s for Band 1 Urgent Courses	749	7,850	9.5%	9.8%	9.5%	9.0%
% of FP17s Relating to Free Repair or Replacements	52	7,850	0.7%	0.6%	0.7%	0.8%
% of FP17s Relating to Continuations	126	7,850	1.6%	0.9%	0.8%	0.9%
% of Patients satisfied with the dentistry they have received	3	3	N/A	93.0%	93.1%	93.2%
% of Patients satisfied with the time they had to wait for an appointment	3	3	N/A	88.0%	87.8%	88.3%

* This is based on patients treated on this contract for their most recent course of treatment. Figures in italics indicate the base number of FP17s or Patient Questionnaire responses are less than 100. N/A is shown where the base number of responses is less than 10 during the period. % is calculated as Quantity/Base number*100

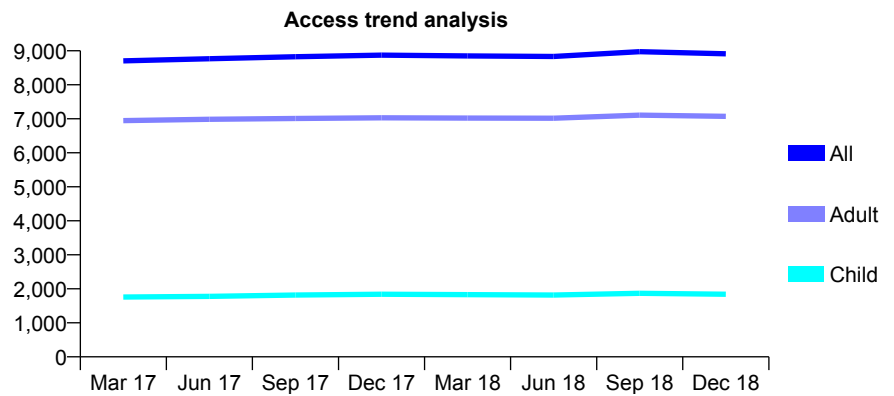
Q70 - Vital Signs At a Glance Contract Report for 101338/0002 - December 2018

Name or company name	Whitecross Dental Care Limited
Contract type name	GDS Contract
Purpose of contract	General
Contract start date	01/04/2006
Contract end date	

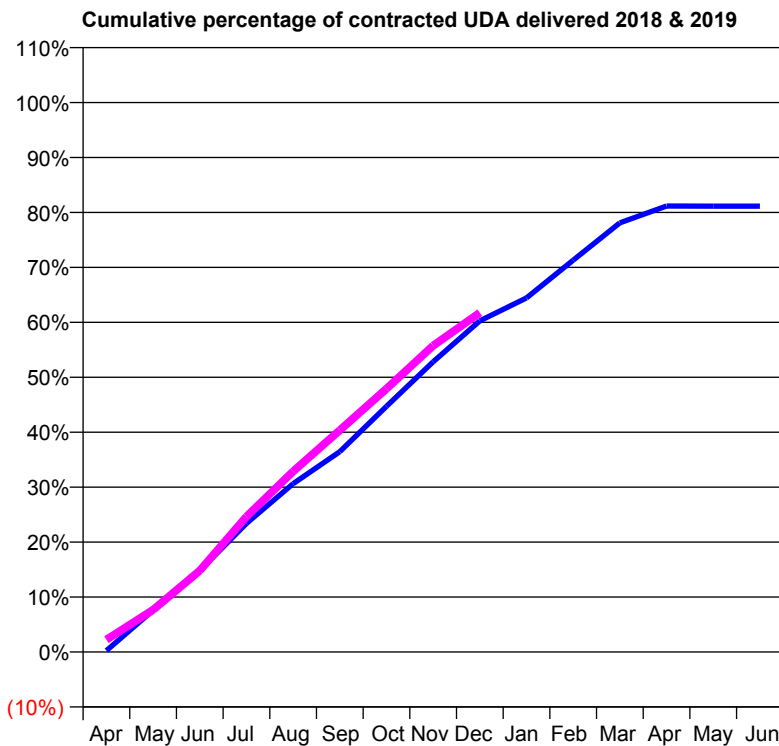
18/19 Contracted general activity (UDA)	26,962
Carry forward general activity (UDA)	0
18/19 Contracted orthodontic activity (UOA)	0
Carry forward orthodontic activity (UOA)	0
Baseline contract value	£663,817.67

ACCESS*

Patients seen in 24 months	Total	Change since previous quarter
Quarter ending December 2017	8,872	
Quarter ending March 2018	8,850	→
Quarter ending June 2018	8,834	→
Quarter ending September 2018	8,975	→
Quarter ending December 2018	8,912	→
Variance since December 2017	0.5%	→



ACTIVITY



Adjusted Scheduled Activity (UDA)		
Month	2018	2019
April	70	606
May	2,049	2,068
June	3,994	3,992
July	6,308	6,645
August	8,258	8,860
September	9,834	10,886
October	12,052	12,920
November	14,240	15,029
December	16,251	16,649
January	17,371	
February	19,224	
March	21,056	
April	21,882	
May	21,876	
June	21,874	

QUALITY

	Quantity	Base Number	Contract	AT	Region	England
% of FP17s for the same patient ID Re-attending within 3 months - Children	81	1,638	4.9%	9.6%	11.3%	11.8%
% of FP17s for the same patient ID Re-attending within 3 months - Adults	759	6,774	11.2%	13.9%	15.3%	15.6%
% of FP17s for the same patient ID Re-attending between 3 & 9 months - Children	654	1,638	39.9%	61.7%	61.1%	58.8%
% of FP17s for the same patient ID Re-attending between 3 & 9 months - Adults	3,057	6,774	45.1%	53.0%	52.4%	51.0%
% of FP17s for Band 1 Urgent Courses	846	8,067	10.5%	9.8%	9.5%	9.0%
% of FP17s Relating to Free Repair or Replacements	19	8,067	0.2%	0.6%	0.7%	0.8%
% of FP17s Relating to Continuations	96	8,067	1.2%	0.9%	0.8%	0.9%
% of Patients satisfied with the dentistry they have received	2	2	N/A	93.0%	93.1%	93.2%
% of Patients satisfied with the time they had to wait for an appointment	2	2	N/A	88.0%	87.8%	88.3%

* This is based on patients treated on this contract for their most recent course of treatment. Figures in italics indicate the base number of FP17s or Patient Questionnaire responses are less than 100. N/A is shown where the base number of responses is less than 10 during the period. % is calculated as Quantity/Base number*100

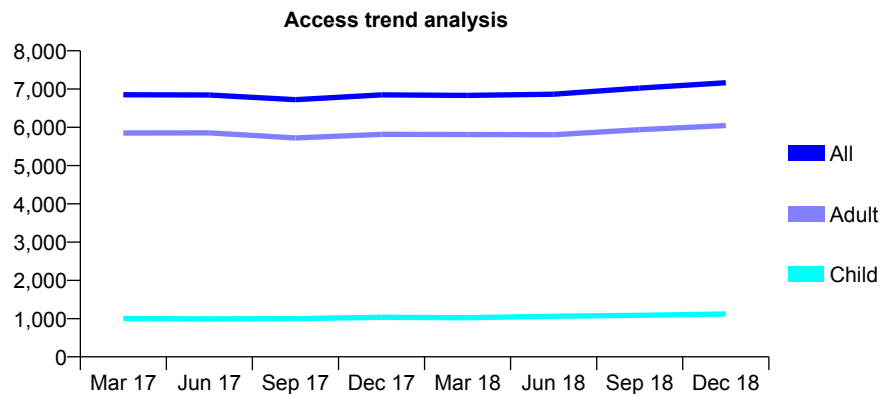
Q70 - Vital Signs At a Glance Contract Report for 101338/0003 - December 2018

Name or company name	Whitecross Dental Care Limited
Contract type name	GDS Contract
Purpose of contract	General
Contract start date	01/04/2006
Contract end date	

18/19 Contracted general activity (UDA)	20,000
Carry forward general activity (UDA)	0
18/19 Contracted orthodontic activity (UOA)	0
Carry forward orthodontic activity (UOA)	0
Baseline contract value	£574,190.57

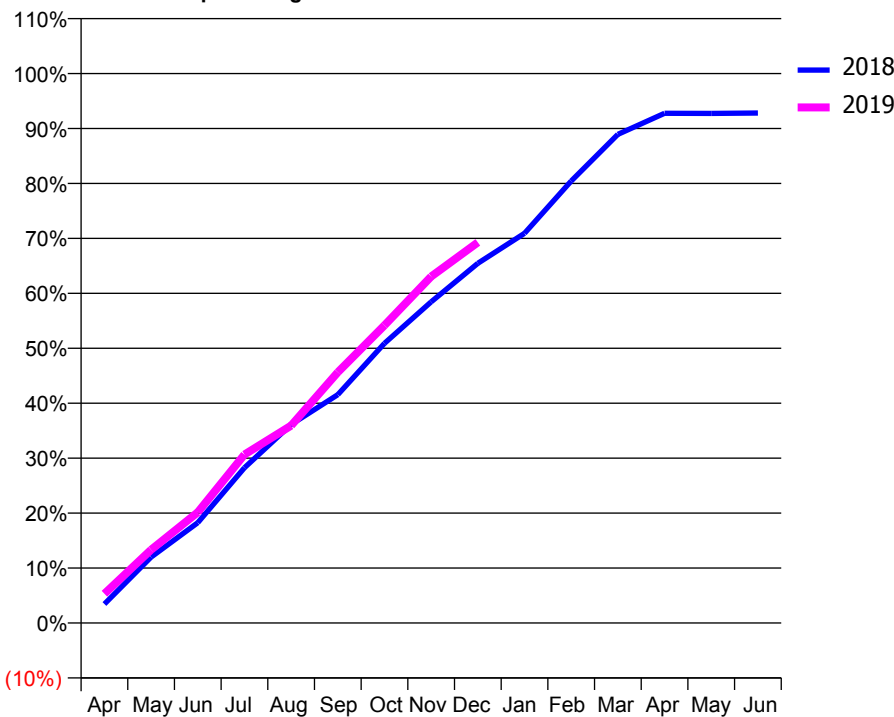
ACCESS*

Patients seen in 24 months	Total	Change since previous quarter
Quarter ending December 2017	6,849	
Quarter ending March 2018	6,835	→
Quarter ending June 2018	6,866	→
Quarter ending September 2018	7,024	↑
Quarter ending December 2018	7,166	↑
Variance since December 2017	4.6%	↑



ACTIVITY

Cumulative percentage of contracted UDA delivered 2018 & 2019



Month	Adjusted Scheduled Activity (UDA)	
	2018	2019
April	690	1,064
May	2,398	2,667
June	3,651	4,029
July	5,654	6,134
August	7,225	7,185
September	8,312	9,128
October	10,178	10,834
November	11,692	12,611
December	13,091	13,856
January	14,186	
February	16,088	
March	17,784	
April	18,550	
May	18,548	
June	18,563	

QUALITY

	Quantity	Base Number	Contract	AT	Region	England
% of FP17s for the same patient ID Re-attending within 3 months - Children	90	1,270	7.1%	9.6%	11.3%	11.8%
% of FP17s for the same patient ID Re-attending within 3 months - Adults	707	5,703	12.4%	13.9%	15.3%	15.6%
% of FP17s for the same patient ID Re-attending between 3 & 9 months - Children	639	1,270	50.3%	61.7%	61.1%	58.8%
% of FP17s for the same patient ID Re-attending between 3 & 9 months - Adults	2,395	5,703	42.0%	53.0%	52.4%	51.0%
% of FP17s for Band 1 Urgent Courses	862	6,620	13.0%	9.8%	9.5%	9.0%
% of FP17s Relating to Free Repair or Replacements	101	6,620	1.5%	0.6%	0.7%	0.8%
% of FP17s Relating to Continuations	150	6,620	2.3%	0.9%	0.8%	0.9%
% of Patients satisfied with the dentistry they have received	1	2	N/A	93.0%	93.1%	93.2%
% of Patients satisfied with the time they had to wait for an appointment	1	2	N/A	88.0%	87.8%	88.3%

* This is based on patients treated on this contract for their most recent course of treatment. Figures in italics indicate the base number of FP17s or Patient Questionnaire responses are less than 100. N/A is shown where the base number of responses is less than 10 during the period. % is calculated as Quantity/Base number*100

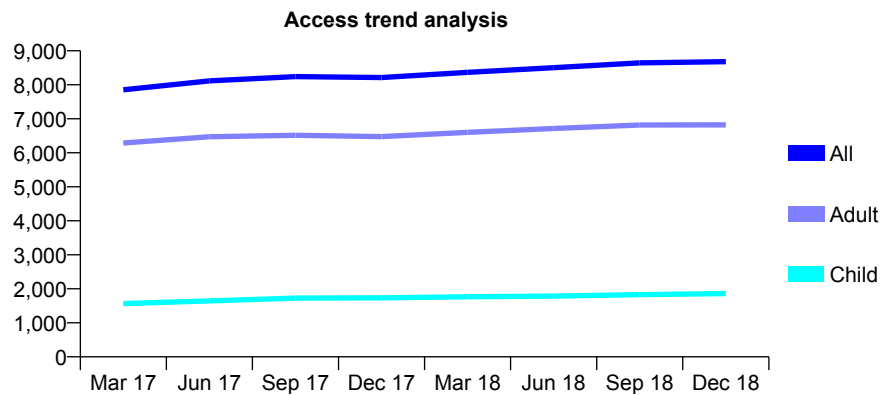
Q70 - Vital Signs At a Glance Contract Report for 101338/0015 - December 2018

Name or company name	Whitecross Dental Care Limited
Contract type name	GDS Contract
Purpose of contract	General
Contract start date	01/04/2006
Contract end date	

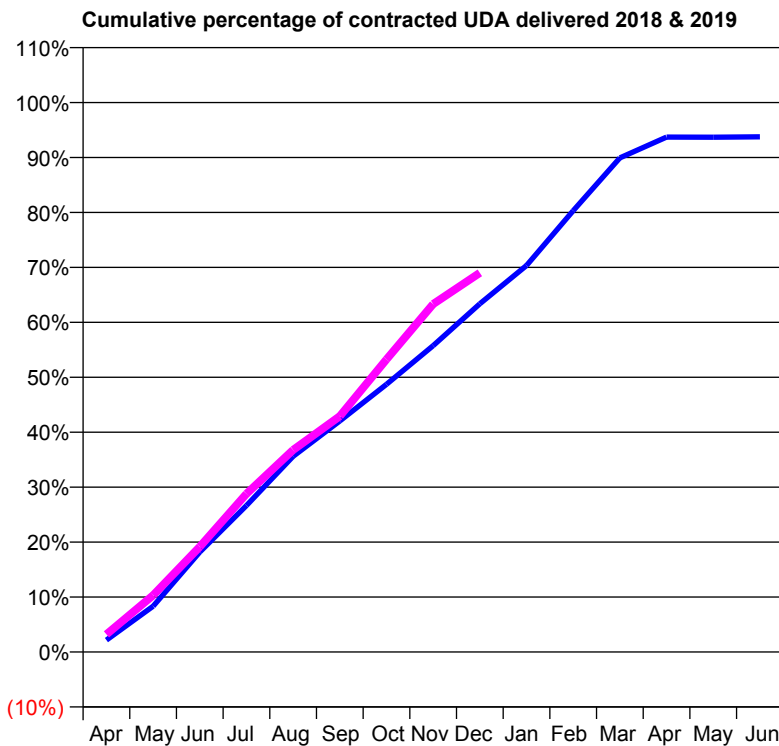
18/19 Contracted general activity (UDA)	23,000
Carry forward general activity (UDA)	0
18/19 Contracted orthodontic activity (UOA)	0
Carry forward orthodontic activity (UOA)	0
Baseline contract value	£660,319.16

ACCESS*

Patients seen in 24 months	Total	Change since previous quarter
Quarter ending December 2017	8,212	
Quarter ending March 2018	8,366	→
Quarter ending June 2018	8,503	→
Quarter ending September 2018	8,646	→
Quarter ending December 2018	8,682	→
Variance since December 2017	5.7%	↑



ACTIVITY



Month	Adjusted Scheduled Activity (UDA)	
	2018	2019
April	499	742
May	1,919	2,374
June	4,183	4,408
July	6,129	6,622
August	8,192	8,460
September	9,669	9,873
October	11,206	12,246
November	12,821	14,565
December	14,574	15,873
January	16,176	
February	18,472	
March	20,683	
April	21,550	
May	21,549	
June	21,565	

QUALITY

	Quantity	Base Number	Contract	AT	Region	England
% of FP17s for the same patient ID Re-attending within 3 months - Children	84	1,865	4.5%	9.6%	11.3%	11.8%
% of FP17s for the same patient ID Re-attending within 3 months - Adults	652	6,289	10.4%	13.9%	15.3%	15.6%
% of FP17s for the same patient ID Re-attending between 3 & 9 months - Children	882	1,865	47.3%	61.7%	61.1%	58.8%
% of FP17s for the same patient ID Re-attending between 3 & 9 months - Adults	2,313	6,289	36.8%	53.0%	52.4%	51.0%
% of FP17s for Band 1 Urgent Courses	512	7,759	6.6%	9.8%	9.5%	9.0%
% of FP17s Relating to Free Repair or Replacements	20	7,759	0.3%	0.6%	0.7%	0.8%
% of FP17s Relating to Continuations	152	7,759	2.0%	0.9%	0.8%	0.9%
% of Patients satisfied with the dentistry they have received	9	10	90.0%	93.0%	93.1%	93.2%
% of Patients satisfied with the time they had to wait for an appointment	10	10	100.0%	88.0%	87.8%	88.3%

* This is based on patients treated on this contract for their most recent course of treatment. Figures in italics indicate the base number of FP17s or Patient Questionnaire responses are less than 100. N/A is shown where the base number of responses is less than 10 during the period. % is calculated as Quantity/Base number*100

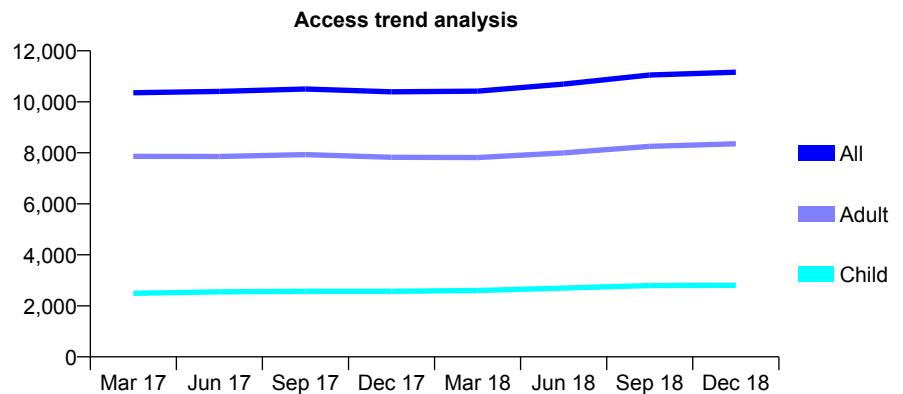
Q70 - Vital Signs At a Glance Contract Report for 101338/0018 - December 2018

Name or company name	Whitecross Dental Care Limited
Contract type name	GDS Contract
Purpose of contract	General
Contract start date	01/04/2006
Contract end date	

18/19 Contracted general activity (UDA)	28,215
Carry forward general activity (UDA)	0
18/19 Contracted orthodontic activity (UOA)	0
Carry forward orthodontic activity (UOA)	0
Baseline contract value	£752,092.65

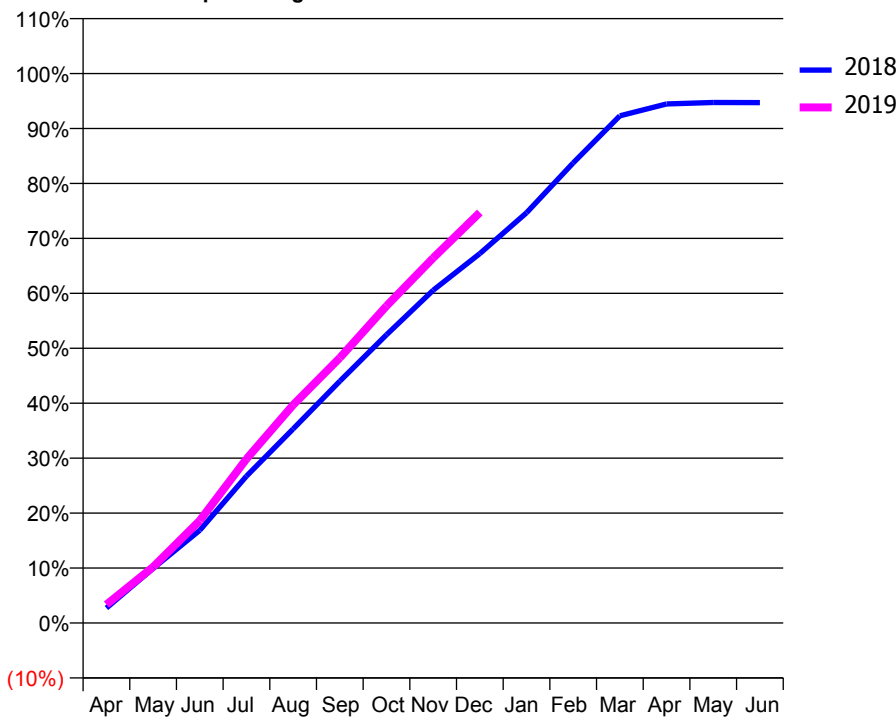
ACCESS*

Patients seen in 24 months	Total	Change since previous quarter
Quarter ending December 2017	10,394	
Quarter ending March 2018	10,419	→
Quarter ending June 2018	10,693	↑
Quarter ending September 2018	11,052	↑
Quarter ending December 2018	11,159	→
Variance since December 2017	7.4%	↑



ACTIVITY

Cumulative percentage of contracted UDA delivered 2018 & 2019



Month	Adjusted Scheduled Activity (UDA)	
	2018	2019
April	770	950
May	2,801	2,876
June	4,759	5,263
July	7,542	8,422
August	9,966	11,201
September	12,417	13,612
October	14,800	16,275
November	17,084	18,742
December	18,970	21,076
January	21,065	
February	23,623	
March	26,040	
April	26,651	
May	26,724	
June	26,721	

QUALITY

	Quantity	Base Number	Contract	AT	Region	England
% of FP17s for the same patient ID Re-attending within 3 months - Children	100	3,075	3.3%	9.6%	11.3%	11.8%
% of FP17s for the same patient ID Re-attending within 3 months - Adults	480	7,703	6.2%	13.9%	15.3%	15.6%
% of FP17s for the same patient ID Re-attending between 3 & 9 months - Children	1,797	3,075	58.4%	61.7%	61.1%	58.8%
% of FP17s for the same patient ID Re-attending between 3 & 9 months - Adults	2,762	7,703	35.9%	53.0%	52.4%	51.0%
% of FP17s for Band 1 Urgent Courses	648	10,408	6.2%	9.8%	9.5%	9.0%
% of FP17s Relating to Free Repair or Replacements	38	10,408	0.4%	0.6%	0.7%	0.8%
% of FP17s Relating to Continuations	84	10,408	0.8%	0.9%	0.8%	0.9%
% of Patients satisfied with the dentistry they have received	3	3	N/A	93.0%	93.1%	93.2%
% of Patients satisfied with the time they had to wait for an appointment	3	3	N/A	88.0%	87.8%	88.3%

* This is based on patients treated on this contract for their most recent course of treatment. Figures in italics indicate the base number of FP17s or Patient Questionnaire responses are less than 100. N/A is shown where the base number of responses is less than 10 during the period. % is calculated as Quantity/Base number*100

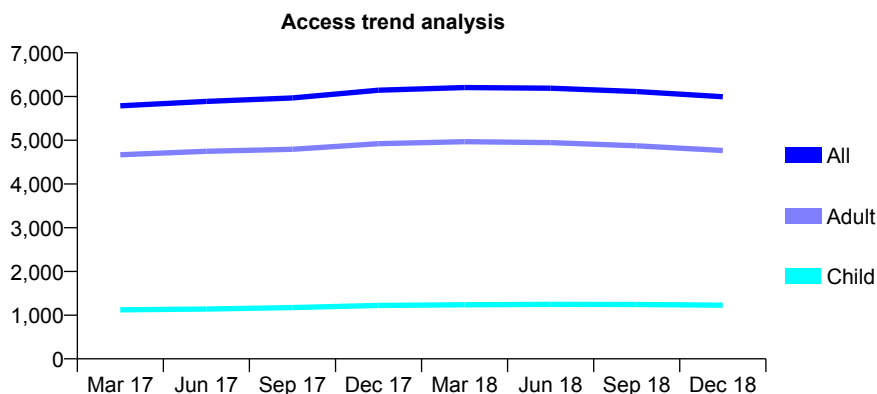
Q70 - Vital Signs At a Glance Contract Report for 101338/0026 - December 2018

Name or company name	Whitecross Dental Care Limited
Contract type name	GDS Contract
Purpose of contract	General
Contract start date	01/04/2006
Contract end date	

18/19 Contracted general activity (UDA)	16,392
Carry forward general activity (UDA)	178
18/19 Contracted orthodontic activity (UOA)	0
Carry forward orthodontic activity (UOA)	0
Baseline contract value	£403,579.06

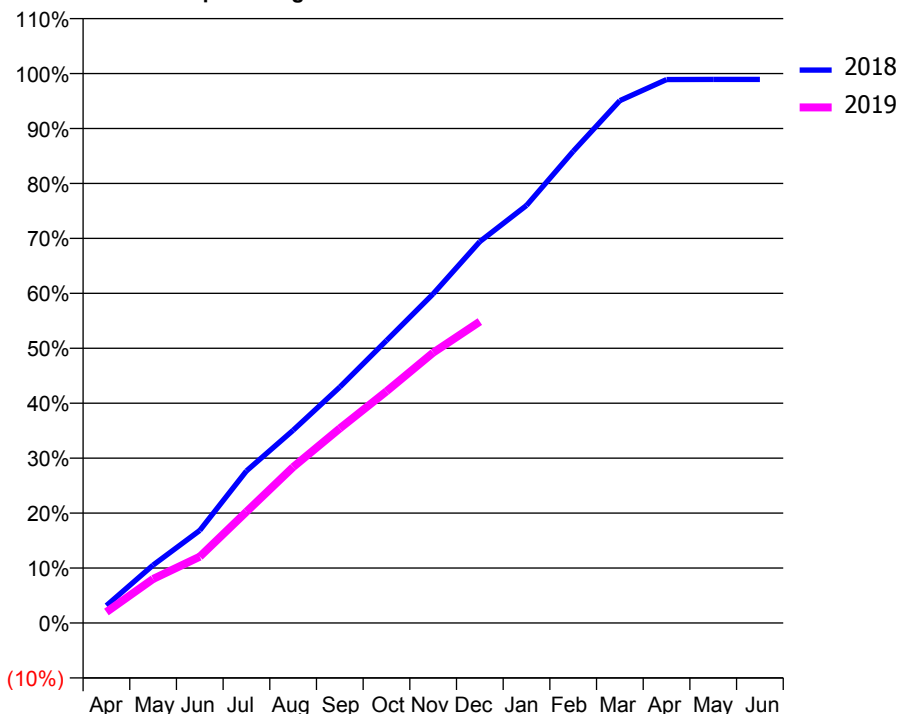
ACCESS*

Patients seen in 24 months	Total	Change since previous quarter
Quarter ending December 2017	6,144	
Quarter ending March 2018	6,204	→
Quarter ending June 2018	6,191	→
Quarter ending September 2018	6,114	↓
Quarter ending December 2018	5,994	↓
Variance since December 2017	(2.4%)	↓



ACTIVITY

Cumulative percentage of contracted UDA delivered 2018 & 2019



Adjusted Scheduled Activity (UDA)

Month	2018	2019
April	518	329
May	1,727	1,316
June	2,763	1,980
July	4,536	3,321
August	5,750	4,654
September	7,037	5,806
October	8,429	6,911
November	9,819	8,067
December	11,377	8,991
January	12,458	
February	14,073	
March	15,582	
April	16,211	
May	16,214	
June	16,214	

QUALITY

	Quantity	Base Number	Contract	AT	Region	England
% of FP17s for the same patient ID Re-attending within 3 months - Children	41	1,133	3.6%	9.6%	11.3%	11.8%
% of FP17s for the same patient ID Re-attending within 3 months - Adults	306	3,921	7.8%	13.9%	15.3%	15.6%
% of FP17s for the same patient ID Re-attending between 3 & 9 months - Children	700	1,133	61.8%	61.7%	61.1%	58.8%
% of FP17s for the same patient ID Re-attending between 3 & 9 months - Adults	1,987	3,921	50.7%	53.0%	52.4%	51.0%
% of FP17s for Band 1 Urgent Courses	447	4,826	9.3%	9.8%	9.5%	9.0%
% of FP17s Relating to Free Repair or Replacements	23	4,826	0.5%	0.6%	0.7%	0.8%
% of FP17s Relating to Continuations	51	4,826	1.1%	0.9%	0.8%	0.9%
% of Patients satisfied with the dentistry they have received	2	2	N/A	93.0%	93.1%	93.2%
% of Patients satisfied with the time they had to wait for an appointment	1	2	N/A	88.0%	87.8%	88.3%

* This is based on patients treated on this contract for their most recent course of treatment. Figures in italics indicate the base number of FP17s or Patient Questionnaire responses are less than 100. N/A is shown where the base number of responses is less than 10 during the period. % is calculated as Quantity/Base number*100

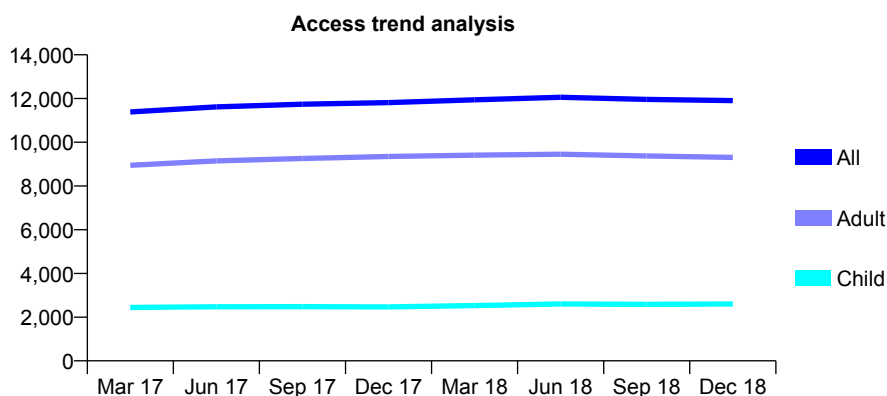
Q70 - Vital Signs At a Glance Contract Report for 101338/0034 - December 2018

Name or company name	Whitecross Dental Care Limited
Contract type name	GDS Contract
Purpose of contract	General
Contract start date	01/04/2006
Contract end date	

18/19 Contracted general activity (UDA)	34,000
Carry forward general activity (UDA)	822
18/19 Contracted orthodontic activity (UOA)	0
Carry forward orthodontic activity (UOA)	0
Baseline contract value	£976,123.98

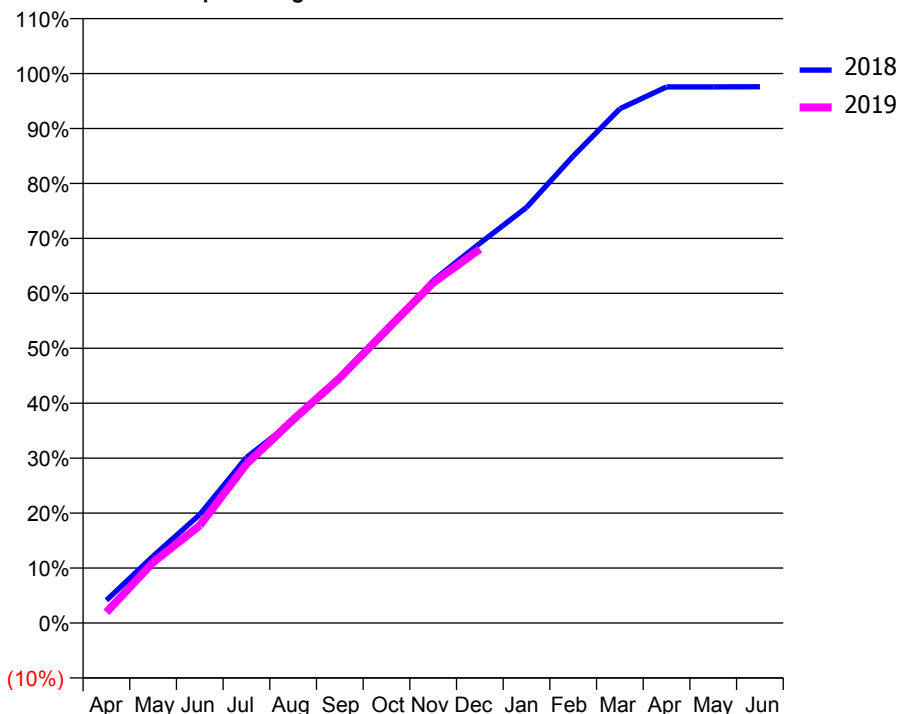
ACCESS*

Patients seen in 24 months	Total	Change since previous quarter
Quarter ending December 2017	11,815	
Quarter ending March 2018	11,940	→
Quarter ending June 2018	12,058	→
Quarter ending September 2018	11,960	→
Quarter ending December 2018	11,904	→
Variance since December 2017	0.8%	→



ACTIVITY

Cumulative percentage of contracted UDA delivered 2018 & 2019



Month	Adjusted Scheduled Activity (UDA)	
	2018	2019
April	1,407	661
May	4,141	3,757
June	6,708	6,036
July	10,244	9,838
August	12,500	12,579
September	15,143	15,167
October	18,027	18,134
November	21,195	21,050
December	23,496	23,142
January	25,717	
February	28,886	
March	31,818	
April	33,176	
May	33,173	
June	33,178	

QUALITY

	Quantity	Base Number	Contract	AT	Region	England
% of FP17s for the same patient ID Re-attending within 3 months - Children	229	2,758	8.3%	9.6%	11.3%	11.8%
% of FP17s for the same patient ID Re-attending within 3 months - Adults	1,281	8,767	14.6%	13.9%	15.3%	15.6%
% of FP17s for the same patient ID Re-attending between 3 & 9 months - Children	1,487	2,758	53.9%	61.7%	61.1%	58.8%
% of FP17s for the same patient ID Re-attending between 3 & 9 months - Adults	3,723	8,767	42.5%	53.0%	52.4%	51.0%
% of FP17s for Band 1 Urgent Courses	1,153	10,970	10.5%	9.8%	9.5%	9.0%
% of FP17s Relating to Free Repair or Replacements	122	10,970	1.1%	0.6%	0.7%	0.8%
% of FP17s Relating to Continuations	293	10,970	2.7%	0.9%	0.8%	0.9%
% of Patients satisfied with the dentistry they have received	1	1	N/A	93.0%	93.1%	93.2%
% of Patients satisfied with the time they had to wait for an appointment	1	1	N/A	88.0%	87.8%	88.3%

* This is based on patients treated on this contract for their most recent course of treatment. Figures in italics indicate the base number of FP17s or Patient Questionnaire responses are less than 100. N/A is shown where the base number of responses is less than 10 during the period. % is calculated as Quantity/Base number*100

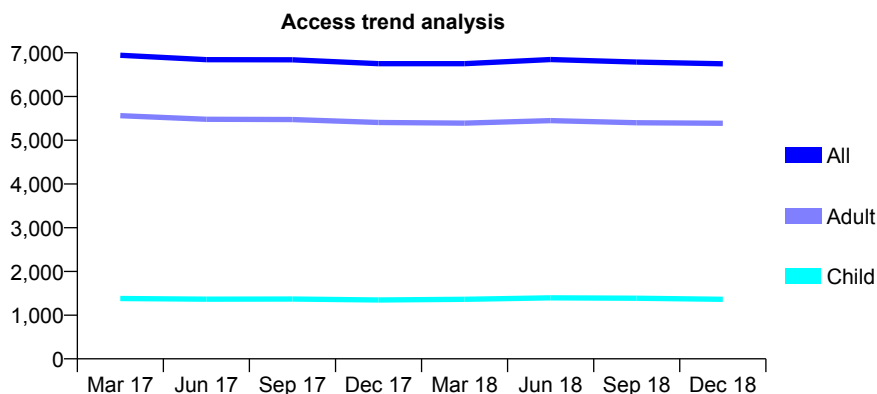
Q70 - Vital Signs At a Glance Contract Report for 101338/0036 - December 2018

Name or company name	Whitecross Dental Care Limited
Contract type name	GDS Contract
Purpose of contract	General
Contract start date	01/04/2006
Contract end date	

18/19 Contracted general activity (UDA)	20,250
Carry forward general activity (UDA)	669
18/19 Contracted orthodontic activity (UOA)	0
Carry forward orthodontic activity (UOA)	0
Baseline contract value	£581,367.97

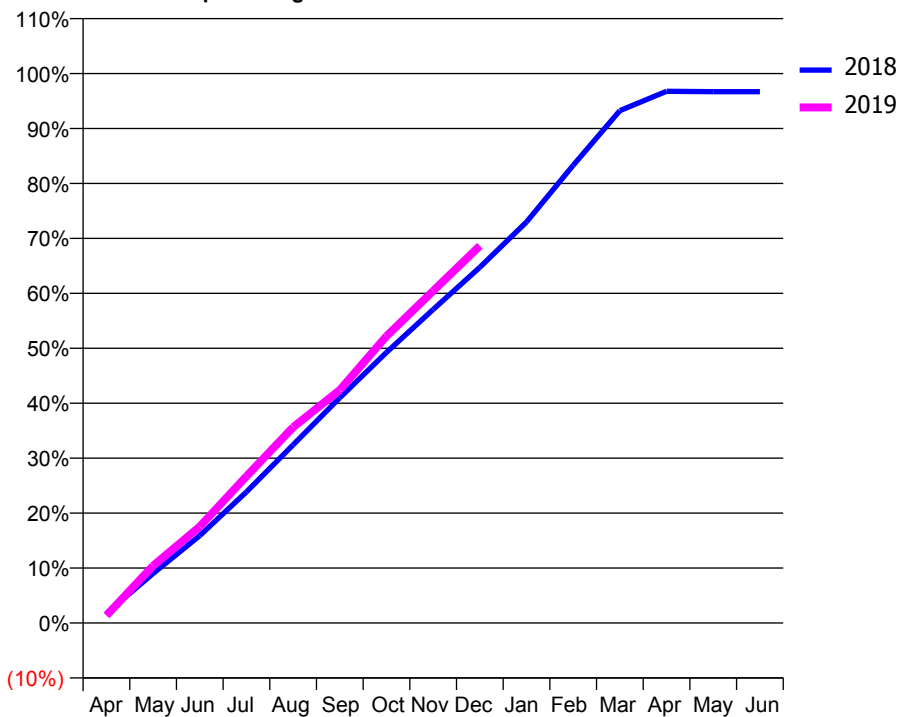
ACCESS*

Patients seen in 24 months	Total	Change since previous quarter
Quarter ending December 2017	6,752	
Quarter ending March 2018	6,752	→
Quarter ending June 2018	6,845	→
Quarter ending September 2018	6,787	→
Quarter ending December 2018	6,748	→
Variance since December 2017	(0.1%)	→



ACTIVITY

Cumulative percentage of contracted UDA delivered 2018 & 2019



Adjusted Scheduled Activity (UDA)

Month	2018	2019
April	357	275
May	1,825	2,111
June	3,222	3,555
July	4,833	5,406
August	6,567	7,215
September	8,302	8,589
October	9,972	10,572
November	11,556	12,240
December	13,110	13,897
January	14,778	
February	16,868	
March	18,884	
April	19,593	
May	19,581	
June	19,581	

QUALITY

	Quantity	Base Number	Contract	AT	Region	England
% of FP17s for the same patient ID Re-attending within 3 months - Children	101	1,507	6.7%	9.6%	11.3%	11.8%
% of FP17s for the same patient ID Re-attending within 3 months - Adults	569	5,429	10.5%	13.9%	15.3%	15.6%
% of FP17s for the same patient ID Re-attending between 3 & 9 months - Children	797	1,507	52.9%	61.7%	61.1%	58.8%
% of FP17s for the same patient ID Re-attending between 3 & 9 months - Adults	2,792	5,429	51.4%	53.0%	52.4%	51.0%
% of FP17s for Band 1 Urgent Courses	717	6,645	10.8%	9.8%	9.5%	9.0%
% of FP17s Relating to Free Repair or Replacements	52	6,645	0.8%	0.6%	0.7%	0.8%
% of FP17s Relating to Continuations	134	6,645	2.0%	0.9%	0.8%	0.9%
% of Patients satisfied with the dentistry they have received	0	0	N/A	93.0%	93.1%	93.2%
% of Patients satisfied with the time they had to wait for an appointment	0	0	N/A	88.0%	87.8%	88.3%

* This is based on patients treated on this contract for their most recent course of treatment. Figures in italics indicate the base number of FP17s or Patient Questionnaire responses are less than 100. N/A is shown where the base number of responses is less than 10 during the period. % is calculated as Quantity/Base number*100

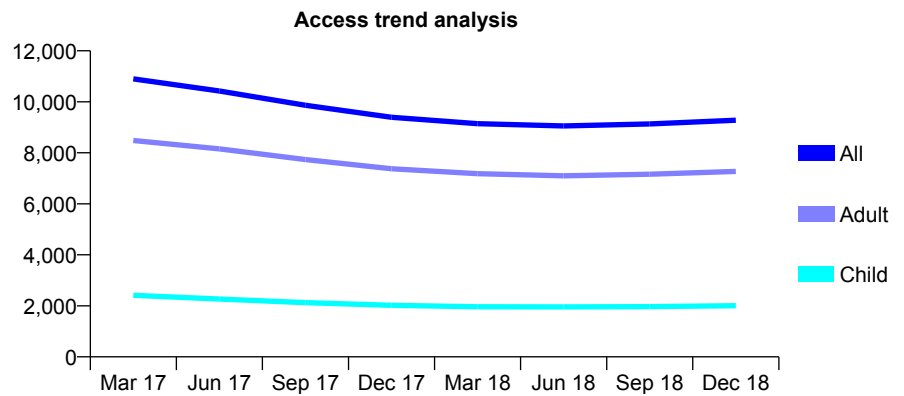
Q70 - Vital Signs At a Glance Contract Report for 101338/0038 - December 2018

Name or company name	Whitecross Dental Care Limited
Contract type name	GDS Contract
Purpose of contract	General
Contract start date	01/04/2006
Contract end date	

18/19 Contracted general activity (UDA)	27,000
Carry forward general activity (UDA)	0
18/19 Contracted orthodontic activity (UOA)	0
Carry forward orthodontic activity (UOA)	0
Baseline contract value	£848,547.10

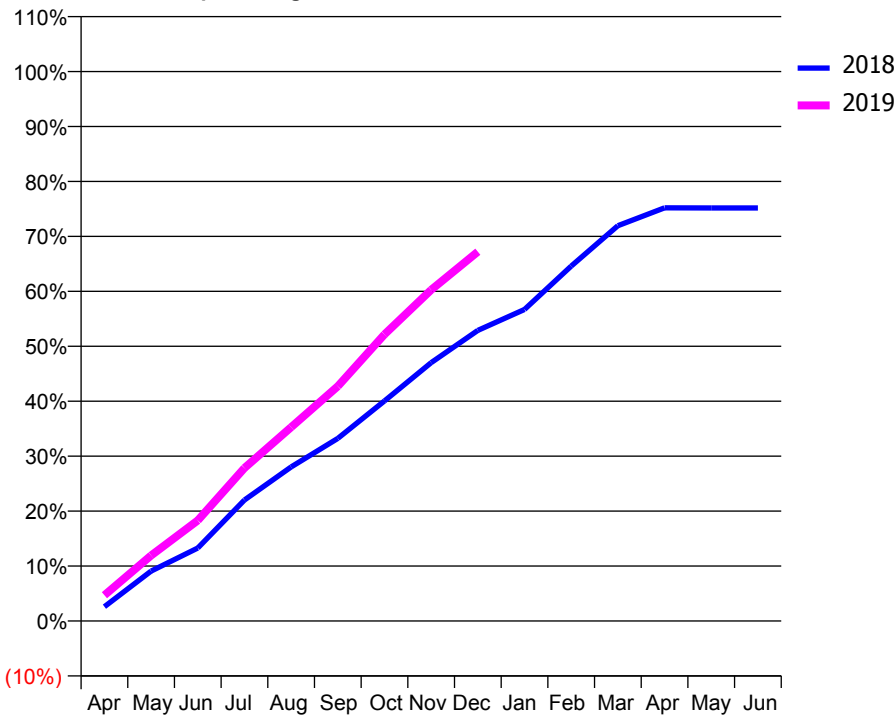
ACCESS*

Patients seen in 24 months	Total	Change since previous quarter
Quarter ending December 2017	9,394	
Quarter ending March 2018	9,144	↓
Quarter ending June 2018	9,053	→
Quarter ending September 2018	9,131	→
Quarter ending December 2018	9,278	→
Variance since December 2017	(1.2%)	↓



ACTIVITY

Cumulative percentage of contracted UDA delivered 2018 & 2019



Month	Adjusted Scheduled Activity (UDA)	
	2018	2019
April	703	1,266
May	2,456	3,221
June	3,590	4,944
July	5,946	7,520
August	7,571	9,522
September	8,975	11,538
October	10,816	14,084
November	12,692	16,269
December	14,279	18,144
January	15,311	
February	17,439	
March	19,421	
April	20,305	
May	20,298	
June	20,294	

QUALITY

	Quantity	Base Number	Contract	AT	Region	England
% of FP17s for the same patient ID Re-attending within 3 months - Children	107	2,212	4.8%	9.6%	11.3%	11.8%
% of FP17s for the same patient ID Re-attending within 3 months - Adults	678	7,470	9.1%	13.9%	15.3%	15.6%
% of FP17s for the same patient ID Re-attending between 3 & 9 months - Children	991	2,212	44.8%	61.7%	61.1%	58.8%
% of FP17s for the same patient ID Re-attending between 3 & 9 months - Adults	2,716	7,470	36.4%	53.0%	52.4%	51.0%
% of FP17s for Band 1 Urgent Courses	512	9,235	5.5%	9.8%	9.5%	9.0%
% of FP17s Relating to Free Repair or Replacements	44	9,235	0.5%	0.6%	0.7%	0.8%
% of FP17s Relating to Continuations	124	9,235	1.3%	0.9%	0.8%	0.9%
% of Patients satisfied with the dentistry they have received	2	2	N/A	93.0%	93.1%	93.2%
% of Patients satisfied with the time they had to wait for an appointment	1	2	N/A	88.0%	87.8%	88.3%

* This is based on patients treated on this contract for their most recent course of treatment. Figures in italics indicate the base number of FP17s or Patient Questionnaire responses are less than 100. N/A is shown where the base number of responses is less than 10 during the period. % is calculated as Quantity/Base number*100

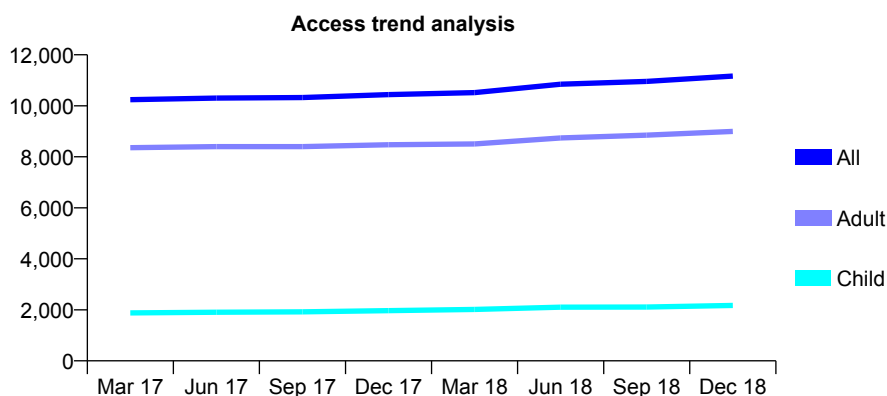
Q70 - Vital Signs At a Glance Contract Report for 101338/0047 - December 2018

Name or company name	Whitecross Dental Care Limited
Contract type name	GDS Contract
Purpose of contract	General
Contract start date	01/04/2007
Contract end date	

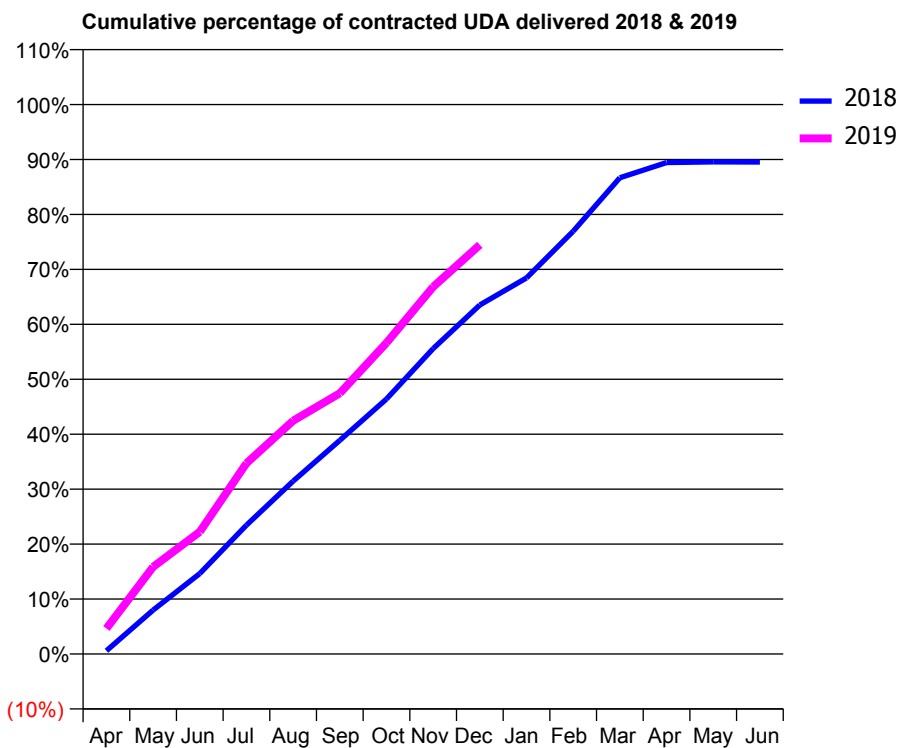
18/19 Contracted general activity (UDA)	33,000
Carry forward general activity (UDA)	0
18/19 Contracted orthodontic activity (UOA)	0
Carry forward orthodontic activity (UOA)	0
Baseline contract value	£980,499.58

ACCESS*

Patients seen in 24 months	Total	Change since previous quarter
Quarter ending December 2017	10,438	
Quarter ending March 2018	10,520	→
Quarter ending June 2018	10,846	↑
Quarter ending September 2018	10,958	→
Quarter ending December 2018	11,168	→
Variance since December 2017	7.0%	↑



ACTIVITY



Month	Adjusted Scheduled Activity (UDA)	
	2018	2019
April	194	1,536
May	2,642	5,236
June	4,834	7,342
July	7,742	11,458
August	10,379	14,014
September	12,835	15,657
October	15,313	18,687
November	18,341	22,052
December	20,963	24,574
January	22,586	
February	25,393	
March	28,601	
April	29,511	
May	29,555	
June	29,543	

QUALITY

	Quantity	Base Number	Contract	AT	Region	England
% of FP17s for the same patient ID Re-attending within 3 months - Children	92	2,377	3.9%	9.6%	11.3%	11.8%
% of FP17s for the same patient ID Re-attending within 3 months - Adults	827	8,925	9.3%	13.9%	15.3%	15.6%
% of FP17s for the same patient ID Re-attending between 3 & 9 months - Children	1,320	2,377	55.5%	61.7%	61.1%	58.8%
% of FP17s for the same patient ID Re-attending between 3 & 9 months - Adults	4,488	8,925	50.3%	53.0%	52.4%	51.0%
% of FP17s for Band 1 Urgent Courses	715	10,841	6.6%	9.8%	9.5%	9.0%
% of FP17s Relating to Free Repair or Replacements	35	10,841	0.3%	0.6%	0.7%	0.8%
% of FP17s Relating to Continuations	96	10,841	0.9%	0.9%	0.8%	0.9%
% of Patients satisfied with the dentistry they have received	6	7	N/A	93.0%	93.1%	93.2%
% of Patients satisfied with the time they had to wait for an appointment	5	7	N/A	88.0%	87.8%	88.3%

* This is based on patients treated on this contract for their most recent course of treatment. Figures in italics indicate the base number of FP17s or Patient Questionnaire responses are less than 100. N/A is shown where the base number of responses is less than 10 during the period. % is calculated as Quantity/Base number*100

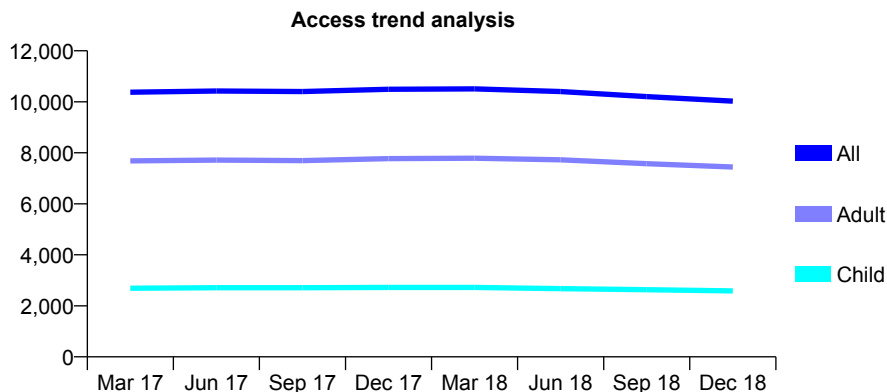
Q70 - Vital Signs At a Glance Contract Report for 101338/0070 - December 2018

Name or company name	Whitecross Dental Care Limited
Contract type name	GDS Contract
Purpose of contract	General
Contract start date	01/11/2008
Contract end date	

18/19 Contracted general activity (UDA)	29,000
Carry forward general activity (UDA)	0
18/19 Contracted orthodontic activity (UOA)	0
Carry forward orthodontic activity (UOA)	0
Baseline contract value	£706,836.53

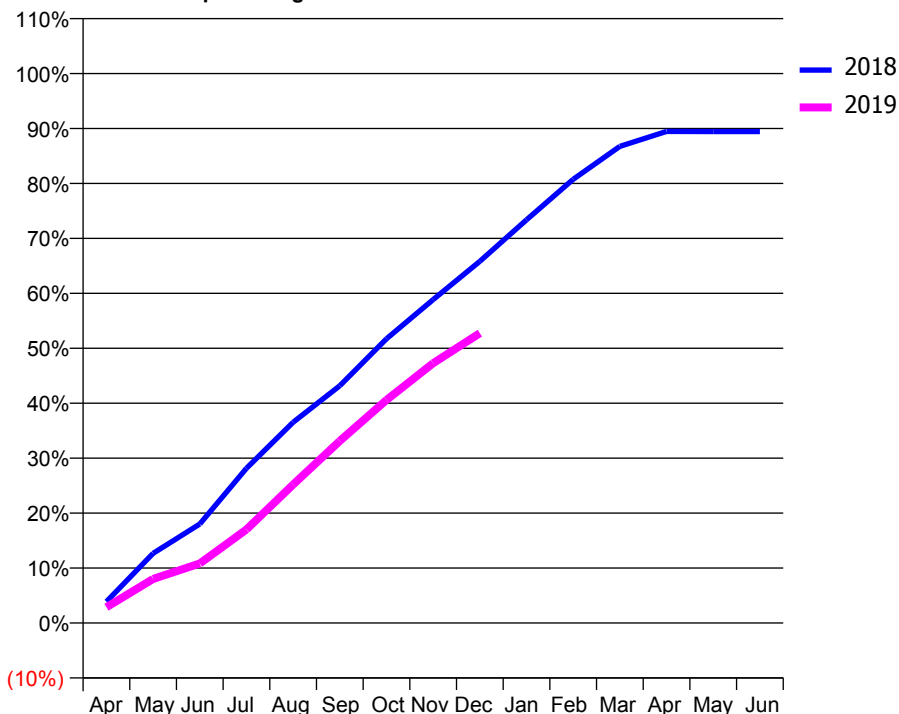
ACCESS*

Patients seen in 24 months	Total	Change since previous quarter
Quarter ending December 2017	10,491	
Quarter ending March 2018	10,508	→
Quarter ending June 2018	10,403	→
Quarter ending September 2018	10,206	↓
Quarter ending December 2018	10,027	↓
Variance since December 2017	(4.4%)	↓



ACTIVITY

Cumulative percentage of contracted UDA delivered 2018 & 2019



Adjusted Scheduled Activity (UDA)		
Month	2018	2019
April	1,131	831
May	3,675	2,329
June	5,227	3,144
July	8,170	4,940
August	10,593	7,309
September	12,526	9,607
October	15,000	11,770
November	17,069	13,712
December	19,088	15,293
January	21,276	
February	23,419	
March	25,158	
April	25,943	
May	25,938	
June	25,938	

QUALITY

	Quantity	Base Number	Contract	AT	Region	England
% of FP17s for the same patient ID Re-attending within 3 months - Children	103	2,162	4.8%	9.6%	11.3%	11.8%
% of FP17s for the same patient ID Re-attending within 3 months - Adults	621	5,909	10.5%	13.9%	15.3%	15.6%
% of FP17s for the same patient ID Re-attending between 3 & 9 months - Children	1,103	2,162	51.0%	61.7%	61.1%	58.8%
% of FP17s for the same patient ID Re-attending between 3 & 9 months - Adults	2,980	5,909	50.4%	53.0%	52.4%	51.0%
% of FP17s for Band 1 Urgent Courses	599	7,664	7.8%	9.8%	9.5%	9.0%
% of FP17s Relating to Free Repair or Replacements	14	7,664	0.2%	0.6%	0.7%	0.8%
% of FP17s Relating to Continuations	92	7,664	1.2%	0.9%	0.8%	0.9%
% of Patients satisfied with the dentistry they have received	4	5	N/A	93.0%	93.1%	93.2%
% of Patients satisfied with the time they had to wait for an appointment	4	5	N/A	88.0%	87.8%	88.3%

* This is based on patients treated on this contract for their most recent course of treatment. Figures in italics indicate the base number of FP17s or Patient Questionnaire responses are less than 100. N/A is shown where the base number of responses is less than 10 during the period. % is calculated as Quantity/Base number*100

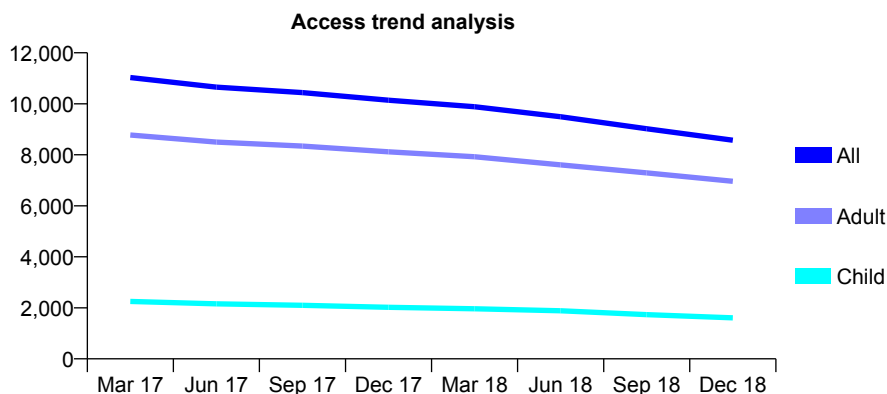
Q70 - Vital Signs At a Glance Contract Report for 101338/0072 - December 2018

Name or company name	Whitecross Dental Care Limited
Contract type name	GDS Contract
Purpose of contract	General
Contract start date	01/01/2009
Contract end date	

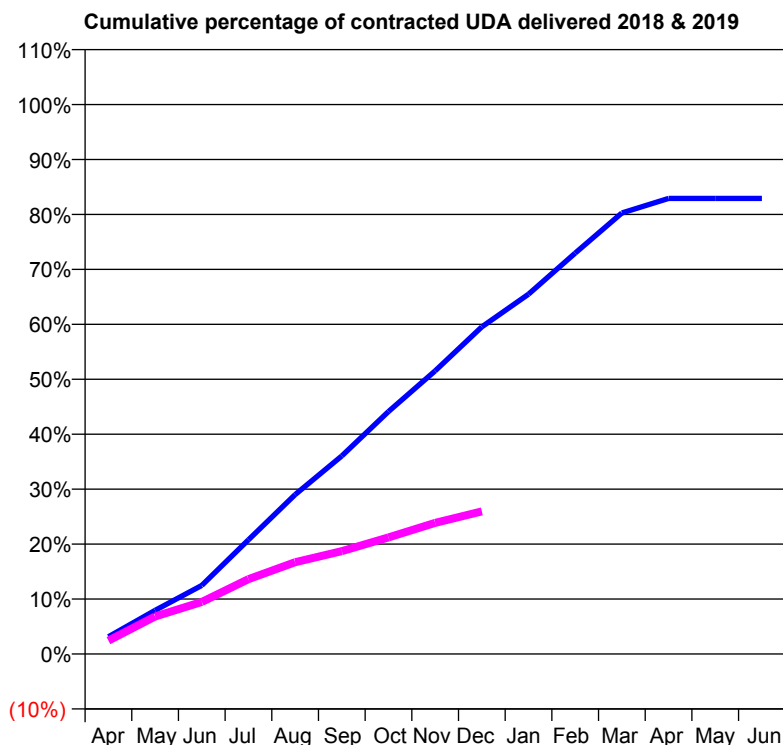
18/19 Contracted general activity (UDA)	40,069
Carry forward general activity (UDA)	0
18/19 Contracted orthodontic activity (UOA)	0
Carry forward orthodontic activity (UOA)	0
Baseline contract value	£1,106,360.24

ACCESS*

Patients seen in 24 months	Total	Change since previous quarter
Quarter ending December 2017	10,139	
Quarter ending March 2018	9,885	↓
Quarter ending June 2018	9,491	↓
Quarter ending September 2018	9,023	↓
Quarter ending December 2018	8,572	↓
Variance since December 2017	(15.5%)	↓



ACTIVITY



Month	Adjusted Scheduled Activity (UDA)	
	2018	2019
April	944	982
May	2,389	2,742
June	3,751	3,794
July	6,246	5,456
August	8,720	6,697
September	10,836	7,500
October	13,267	8,501
November	15,496	9,565
December	17,905	10,396
January	19,690	
February	21,939	
March	24,131	
April	24,930	
May	24,927	
June	24,930	

QUALITY

	Quantity	Base Number	Contract	AT	Region	England
% of FP17s for the same patient ID Re-attending within 3 months - Children	55	1,065	5.2%	9.6%	11.3%	11.8%
% of FP17s for the same patient ID Re-attending within 3 months - Adults	479	4,430	10.8%	13.9%	15.3%	15.6%
% of FP17s for the same patient ID Re-attending between 3 & 9 months - Children	459	1,065	43.1%	61.7%	61.1%	58.8%
% of FP17s for the same patient ID Re-attending between 3 & 9 months - Adults	1,775	4,430	40.1%	53.0%	52.4%	51.0%
% of FP17s for Band 1 Urgent Courses	775	5,161	15.0%	9.8%	9.5%	9.0%
% of FP17s Relating to Free Repair or Replacements	38	5,161	0.7%	0.6%	0.7%	0.8%
% of FP17s Relating to Continuations	40	5,161	0.8%	0.9%	0.8%	0.9%
% of Patients satisfied with the dentistry they have received	1	1	N/A	93.0%	93.1%	93.2%
% of Patients satisfied with the time they had to wait for an appointment	1	1	N/A	88.0%	87.8%	88.3%

* This is based on patients treated on this contract for their most recent course of treatment. Figures in italics indicate the base number of FP17s or Patient Questionnaire responses are less than 100. N/A is shown where the base number of responses is less than 10 during the period. % is calculated as Quantity/Base number*100

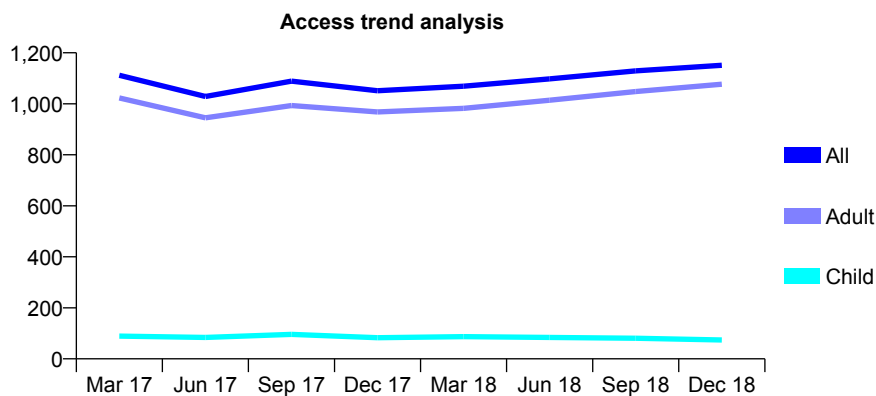
Q70 - Vital Signs At a Glance Contract Report for 101338/0073 - December 2018

Name or company name	Whitecross Dental Care Limited
Contract type name	GDS Contract
Purpose of contract	General
Contract start date	01/01/2009
Contract end date	

18/19 Contracted general activity (UDA)	6,653
Carry forward general activity (UDA)	0
18/19 Contracted orthodontic activity (UOA)	0
Carry forward orthodontic activity (UOA)	0
Baseline contract value	£186,508.48

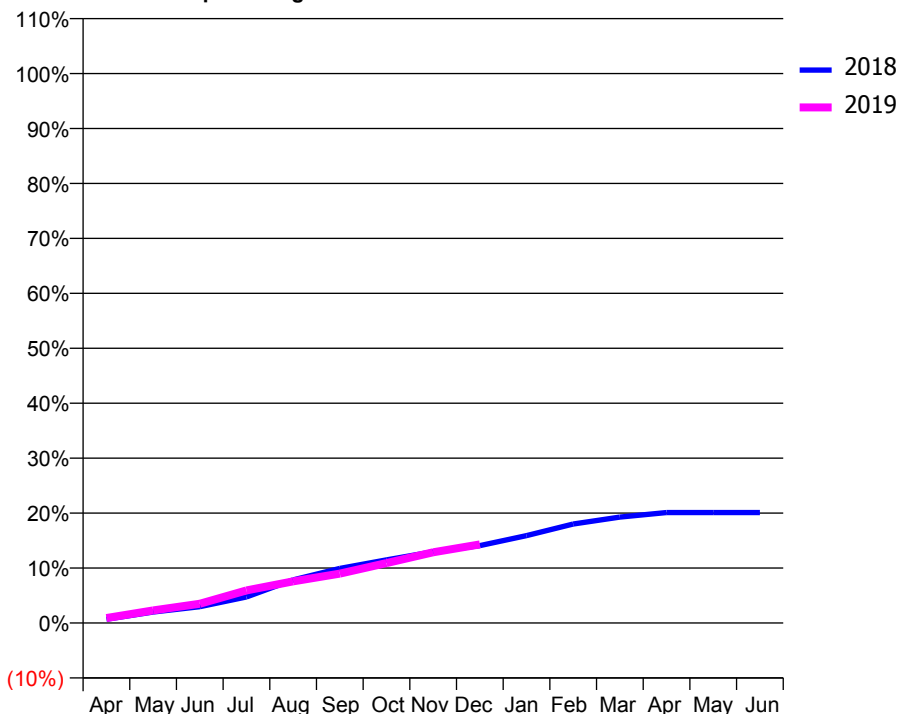
ACCESS*

Patients seen in 24 months	Total	Change since previous quarter
Quarter ending December 2017	1,051	
Quarter ending March 2018	1,069	→
Quarter ending June 2018	1,098	↑
Quarter ending September 2018	1,129	↑
Quarter ending December 2018	1,151	→
Variance since December 2017	9.5%	↑



ACTIVITY

Cumulative percentage of contracted UDA delivered 2018 & 2019



Month	Adjusted Scheduled Activity (UDA)	
	2018	2019
April	47	61
May	134	153
June	198	233
July	316	395
August	522	505
September	661	598
October	764	725
November	862	857
December	938	952
January	1,058	
February	1,198	
March	1,283	
April	1,337	
May	1,337	
June	1,337	

QUALITY

	Quantity	Base Number	Contract	AT	Region	England
% of FP17s for the same patient ID Re-attending within 3 months - Children	3	68	4.4%	9.6%	11.3%	11.8%
% of FP17s for the same patient ID Re-attending within 3 months - Adults	52	780	6.7%	13.9%	15.3%	15.6%
% of FP17s for the same patient ID Re-attending between 3 & 9 months - Children	3	68	4.4%	61.7%	61.1%	58.8%
% of FP17s for the same patient ID Re-attending between 3 & 9 months - Adults	55	780	7.1%	53.0%	52.4%	51.0%
% of FP17s for Band 1 Urgent Courses	785	797	98.5%	9.8%	9.5%	9.0%
% of FP17s Relating to Free Repair or Replacements	0	797	0.0%	0.6%	0.7%	0.8%
% of FP17s Relating to Continuations	0	797	0.0%	0.9%	0.8%	0.9%
% of Patients satisfied with the dentistry they have received	0	0	N/A	93.0%	93.1%	93.2%
% of Patients satisfied with the time they had to wait for an appointment	0	0	N/A	88.0%	87.8%	88.3%

* This is based on patients treated on this contract for their most recent course of treatment. Figures in italics indicate the base number of FP17s or Patient Questionnaire responses are less than 100. N/A is shown where the base number of responses is less than 10 during the period. % is calculated as Quantity/Base number*100

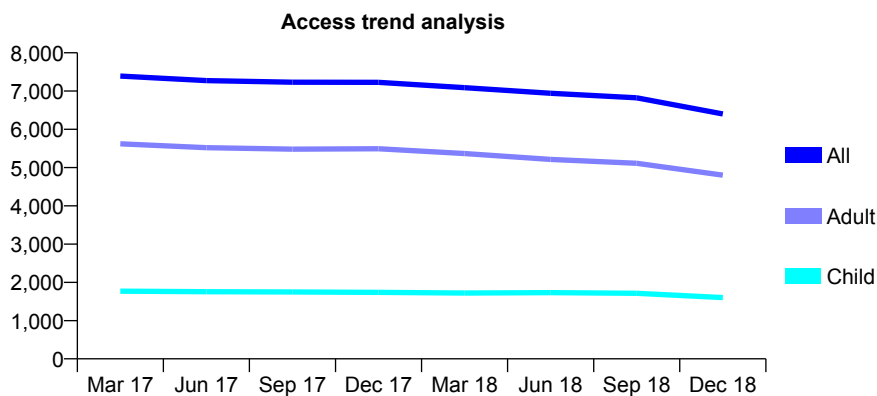
Q70 - Vital Signs At a Glance Contract Report for 101338/0076 - December 2018

Name or company name	Whitecross Dental Care Limited
Contract type name	GDS Contract
Purpose of contract	General
Contract start date	01/02/2009
Contract end date	30/11/2018

18/19 Contracted general activity (UDA)	14,000
Carry forward general activity (UDA)	0
18/19 Contracted orthodontic activity (UOA)	0
Carry forward orthodontic activity (UOA)	0
Baseline contract value	£331,561.45

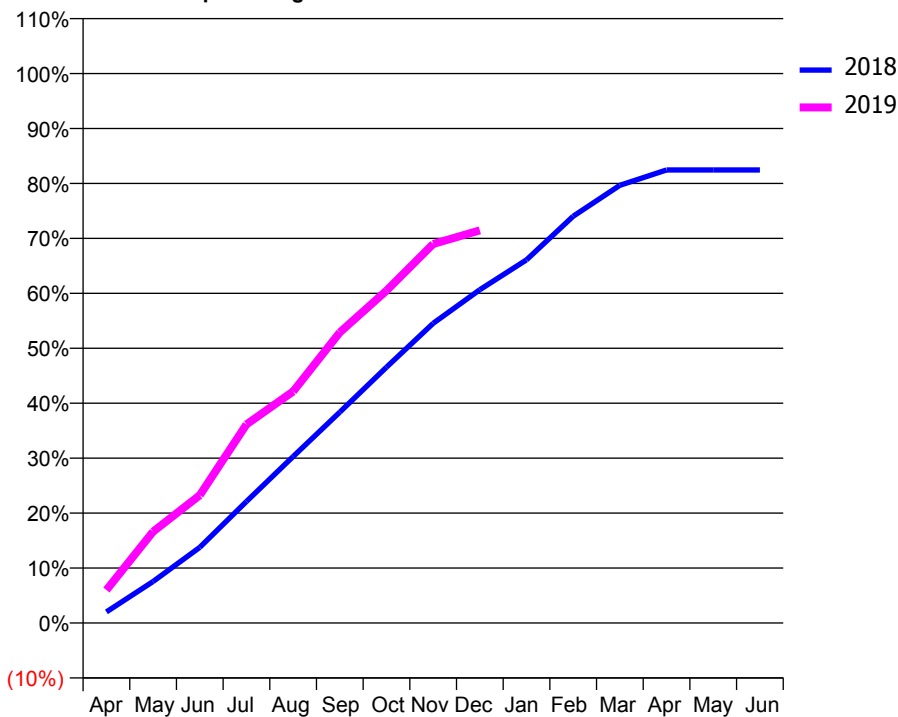
ACCESS*

Patients seen in 24 months	Total	Change since previous quarter
Quarter ending December 2017	7,229	
Quarter ending March 2018	7,087	↓
Quarter ending June 2018	6,941	↓
Quarter ending September 2018	6,825	↓
Quarter ending December 2018	6,403	↓
Variance since December 2017	(11.4%)	↓



ACTIVITY

Cumulative percentage of contracted UDA delivered 2018 & 2019



Adjusted Scheduled Activity (UDA)		
Month	2018	2019
April	424	842
May	1,587	2,327
June	2,890	3,257
July	4,645	5,062
August	6,363	5,901
September	8,061	7,405
October	9,776	8,469
November	11,451	9,657
December	12,740	10,004
January	13,878	
February	15,545	
March	16,727	
April	17,316	
May	17,316	
June	17,315	

QUALITY

	Quantity	Base Number	Contract	AT	Region	England
% of FP17s for the same patient ID Re-attending within 3 months - Children	63	1,352	4.7%	9.6%	11.3%	11.8%
% of FP17s for the same patient ID Re-attending within 3 months - Adults	458	3,839	11.9%	13.9%	15.3%	15.6%
% of FP17s for the same patient ID Re-attending between 3 & 9 months - Children	766	1,352	56.7%	61.7%	61.1%	58.8%
% of FP17s for the same patient ID Re-attending between 3 & 9 months - Adults	1,876	3,839	48.9%	53.0%	52.4%	51.0%
% of FP17s for Band 1 Urgent Courses	427	4,922	8.7%	9.8%	9.5%	9.0%
% of FP17s Relating to Free Repair or Replacements	13	4,922	0.3%	0.6%	0.7%	0.8%
% of FP17s Relating to Continuations	53	4,922	1.1%	0.9%	0.8%	0.9%
% of Patients satisfied with the dentistry they have received	2	2	N/A	93.0%	93.1%	93.2%
% of Patients satisfied with the time they had to wait for an appointment	2	2	N/A	88.0%	87.8%	88.3%

* This is based on patients treated on this contract for their most recent course of treatment. Figures in italics indicate the base number of FP17s or Patient Questionnaire responses are less than 100. N/A is shown where the base number of responses is less than 10 during the period. % is calculated as Quantity/Base number*100

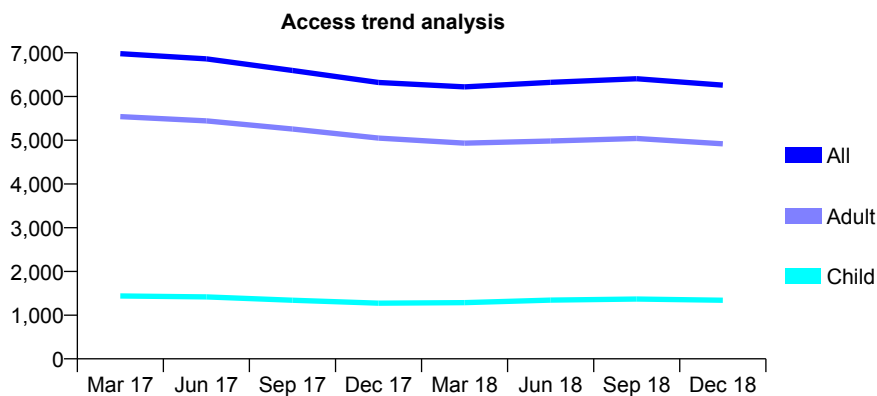
Q70 - Vital Signs At a Glance Contract Report for 101338/0094 - December 2018

Name or company name	Whitecross Dental Care Limited
Contract type name	GDS Contract
Purpose of contract	General
Contract start date	14/09/2009
Contract end date	

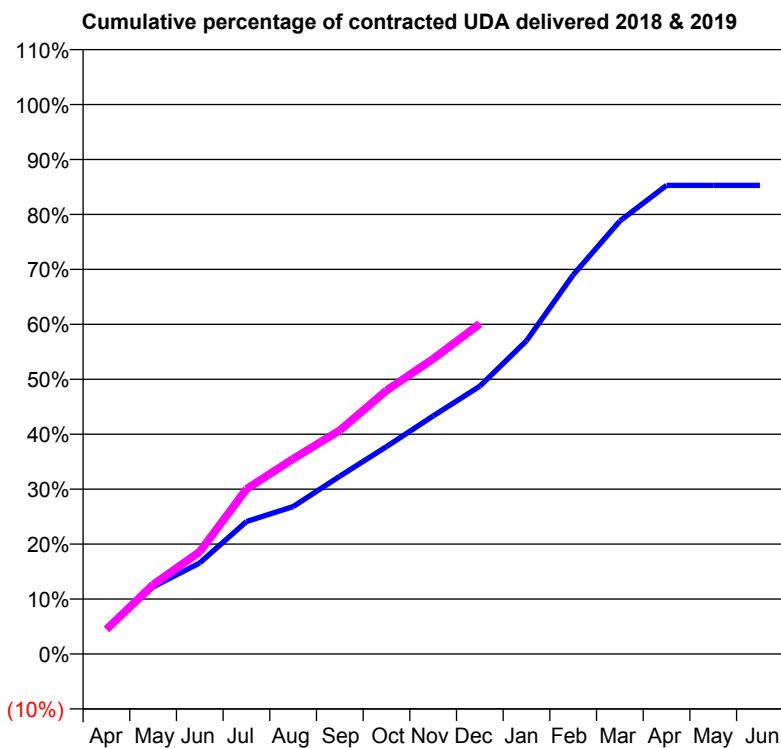
18/19 Contracted general activity (UDA)	20,000
Carry forward general activity (UDA)	0
18/19 Contracted orthodontic activity (UOA)	0
Carry forward orthodontic activity (UOA)	0
Baseline contract value	£562,499.40

ACCESS*

Patients seen in 24 months	Total	Change since previous quarter
Quarter ending December 2017	6,322	
Quarter ending March 2018	6,221	↓
Quarter ending June 2018	6,325	→
Quarter ending September 2018	6,408	→
Quarter ending December 2018	6,261	↓
Variance since December 2017	(1.0%)	→



ACTIVITY



Month	Adjusted Scheduled Activity (UDA)	
	2018	2019
April	816	897
May	2,138	2,527
June	2,902	3,726
July	4,217	6,007
August	4,695	7,105
September	5,663	8,141
October	6,604	9,593
November	7,582	10,741
December	8,531	12,021
January	9,979	
February	12,077	
March	13,789	
April	14,926	
May	14,926	
June	14,926	

QUALITY

	Quantity	Base Number	Contract	AT	Region	England
% of FP17s for the same patient ID Re-attending within 3 months - Children	79	1,511	5.2%	9.6%	11.3%	11.8%
% of FP17s for the same patient ID Re-attending within 3 months - Adults	540	4,655	11.6%	13.9%	15.3%	15.6%
% of FP17s for the same patient ID Re-attending between 3 & 9 months - Children	744	1,511	49.2%	61.7%	61.1%	58.8%
% of FP17s for the same patient ID Re-attending between 3 & 9 months - Adults	1,246	4,655	26.8%	53.0%	52.4%	51.0%
% of FP17s for Band 1 Urgent Courses	288	5,622	5.1%	9.8%	9.5%	9.0%
% of FP17s Relating to Free Repair or Replacements	30	5,622	0.5%	0.6%	0.7%	0.8%
% of FP17s Relating to Continuations	138	5,622	2.5%	0.9%	0.8%	0.9%
% of Patients satisfied with the dentistry they have received	1	1	N/A	93.0%	93.1%	93.2%
% of Patients satisfied with the time they had to wait for an appointment	1	1	N/A	88.0%	87.8%	88.3%

* This is based on patients treated on this contract for their most recent course of treatment. Figures in italics indicate the base number of FP17s or Patient Questionnaire responses are less than 100. N/A is shown where the base number of responses is less than 10 during the period. % is calculated as Quantity/Base number*100

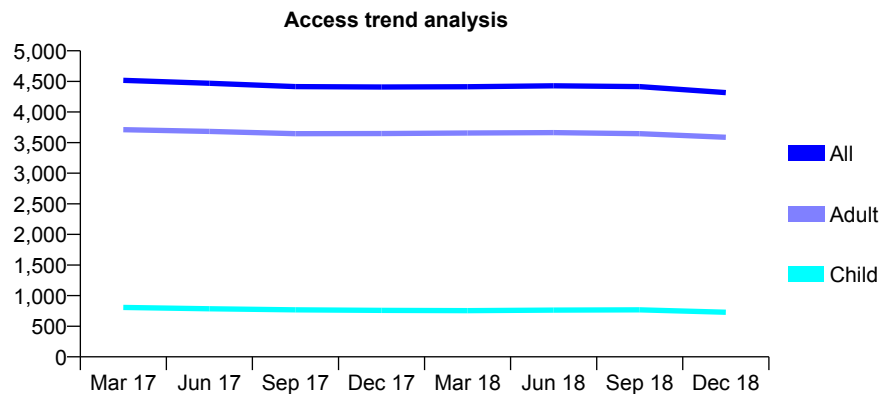
Q70 - Vital Signs At a Glance Contract Report for 101338/0095 - December 2018

Name or company name	Whitecross Dental Care Limited
Contract type name	GDS Contract
Purpose of contract	General
Contract start date	02/09/2009
Contract end date	

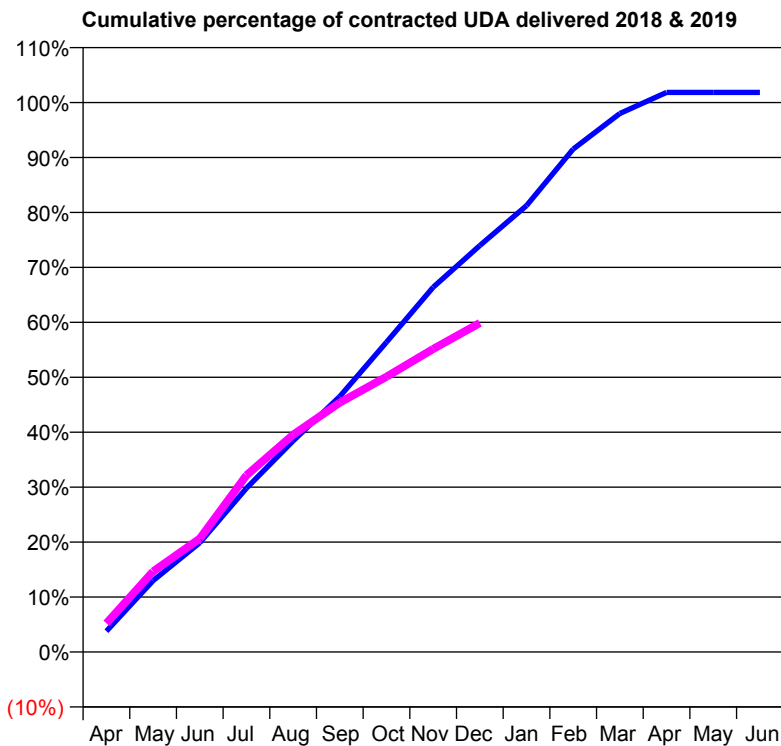
18/19 Contracted general activity (UDA)	12,000
Carry forward general activity (UDA)	0
18/19 Contracted orthodontic activity (UOA)	0
Carry forward orthodontic activity (UOA)	0
Baseline contract value	£337,499.66

ACCESS*

Patients seen in 24 months	Total	Change since previous quarter
Quarter ending December 2017	4,408	
Quarter ending March 2018	4,412	→
Quarter ending June 2018	4,428	→
Quarter ending September 2018	4,414	→
Quarter ending December 2018	4,316	↓
Variance since December 2017	(2.1%)	↓



ACTIVITY



Month	Adjusted Scheduled Activity (UDA)	
	2018	2019
April	455	629
May	1,561	1,761
June	2,385	2,477
July	3,579	3,859
August	4,611	4,745
September	5,580	5,448
October	6,766	6,013
November	7,966	6,619
December	8,878	7,187
January	9,748	
February	10,982	
March	11,761	
April	12,221	
May	12,219	
June	12,220	

QUALITY

	Quantity	Base Number	Contract	AT	Region	England
% of FP17s for the same patient ID Re-attending within 3 months - Children	24	697	3.4%	9.6%	11.3%	11.8%
% of FP17s for the same patient ID Re-attending within 3 months - Adults	215	2,757	7.8%	13.9%	15.3%	15.6%
% of FP17s for the same patient ID Re-attending between 3 & 9 months - Children	451	697	64.7%	61.7%	61.1%	58.8%
% of FP17s for the same patient ID Re-attending between 3 & 9 months - Adults	738	2,757	26.8%	53.0%	52.4%	51.0%
% of FP17s for Band 1 Urgent Courses	194	3,252	6.0%	9.8%	9.5%	9.0%
% of FP17s Relating to Free Repair or Replacements	13	3,252	0.4%	0.6%	0.7%	0.8%
% of FP17s Relating to Continuations	26	3,252	0.8%	0.9%	0.8%	0.9%
% of Patients satisfied with the dentistry they have received	1	1	N/A	93.0%	93.1%	93.2%
% of Patients satisfied with the time they had to wait for an appointment	0	1	N/A	88.0%	87.8%	88.3%

* This is based on patients treated on this contract for their most recent course of treatment. Figures in italics indicate the base number of FP17s or Patient Questionnaire responses are less than 100. N/A is shown where the base number of responses is less than 10 during the period. % is calculated as Quantity/Base number*100

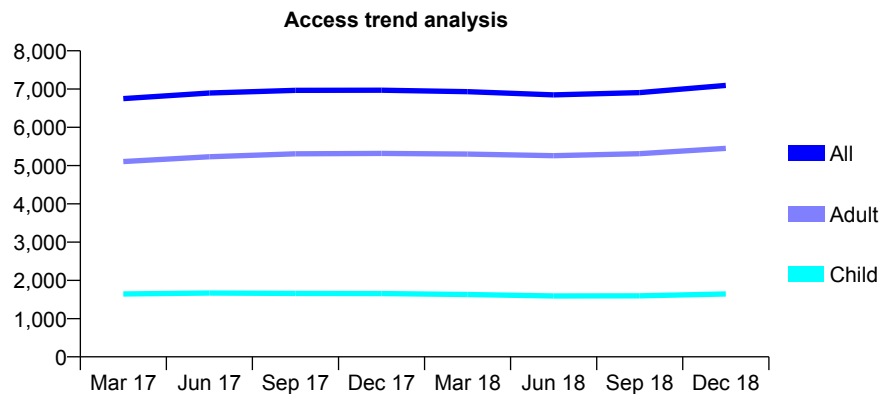
Q70 - Vital Signs At a Glance Contract Report for 101338/0096 - December 2018

Name or company name	Whitecross Dental Care Limited
Contract type name	GDS Contract
Purpose of contract	General
Contract start date	01/09/2009
Contract end date	

18/19 Contracted general activity (UDA)	25,081
Carry forward general activity (UDA)	0
18/19 Contracted orthodontic activity (UOA)	0
Carry forward orthodontic activity (UOA)	0
Baseline contract value	£685,638.64

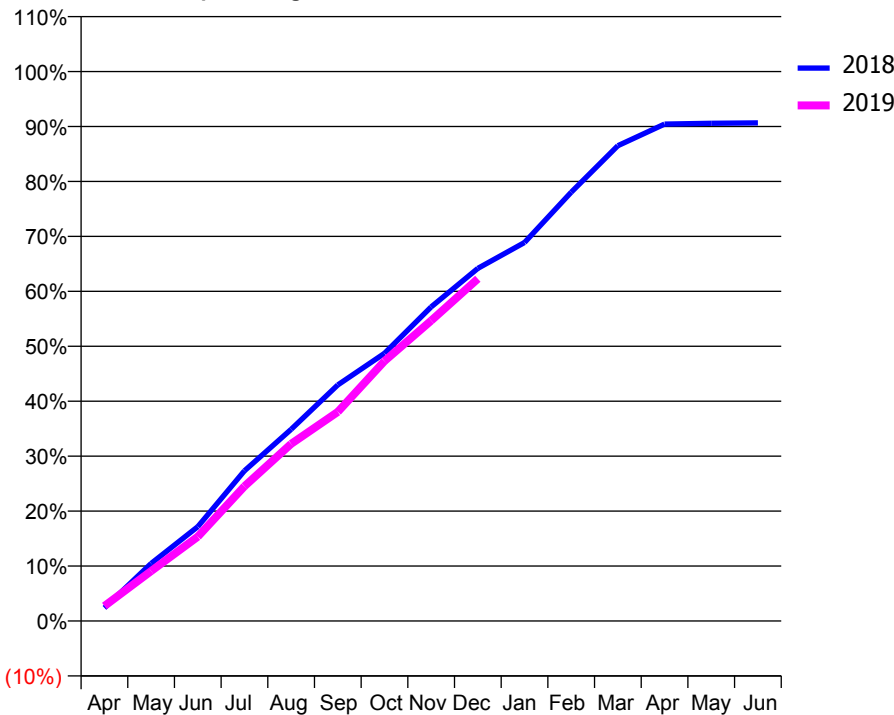
ACCESS*

Patients seen in 24 months	Total	Change since previous quarter
Quarter ending December 2017	6,969	
Quarter ending March 2018	6,930	→
Quarter ending June 2018	6,847	↓
Quarter ending September 2018	6,906	→
Quarter ending December 2018	7,095	↑
Variance since December 2017	1.8%	→



ACTIVITY

Cumulative percentage of contracted UDA delivered 2018 & 2019



Month	Adjusted Scheduled Activity (UDA)	
	2018	2019
April	597	684
May	2,625	2,282
June	4,305	3,852
July	6,854	6,150
August	8,750	8,085
September	10,777	9,546
October	12,220	11,866
November	14,335	13,709
December	16,097	15,622
January	17,278	
February	19,570	
March	21,695	
April	22,681	
May	22,715	
June	22,734	

QUALITY

	Quantity	Base Number	Contract	AT	Region	England
% of FP17s for the same patient ID Re-attending within 3 months - Children	81	1,700	4.8%	9.6%	11.3%	11.8%
% of FP17s for the same patient ID Re-attending within 3 months - Adults	465	5,464	8.5%	13.9%	15.3%	15.6%
% of FP17s for the same patient ID Re-attending between 3 & 9 months - Children	918	1,700	54.0%	61.7%	61.1%	58.8%
% of FP17s for the same patient ID Re-attending between 3 & 9 months - Adults	3,008	5,464	55.1%	53.0%	52.4%	51.0%
% of FP17s for Band 1 Urgent Courses	765	6,796	11.3%	9.8%	9.5%	9.0%
% of FP17s Relating to Free Repair or Replacements	28	6,796	0.4%	0.6%	0.7%	0.8%
% of FP17s Relating to Continuations	63	6,796	0.9%	0.9%	0.8%	0.9%
% of Patients satisfied with the dentistry they have received	2	2	N/A	93.0%	93.1%	93.2%
% of Patients satisfied with the time they had to wait for an appointment	2	2	N/A	88.0%	87.8%	88.3%

* This is based on patients treated on this contract for their most recent course of treatment. Figures in italics indicate the base number of FP17s or Patient Questionnaire responses are less than 100. N/A is shown where the base number of responses is less than 10 during the period. % is calculated as Quantity/Base number*100

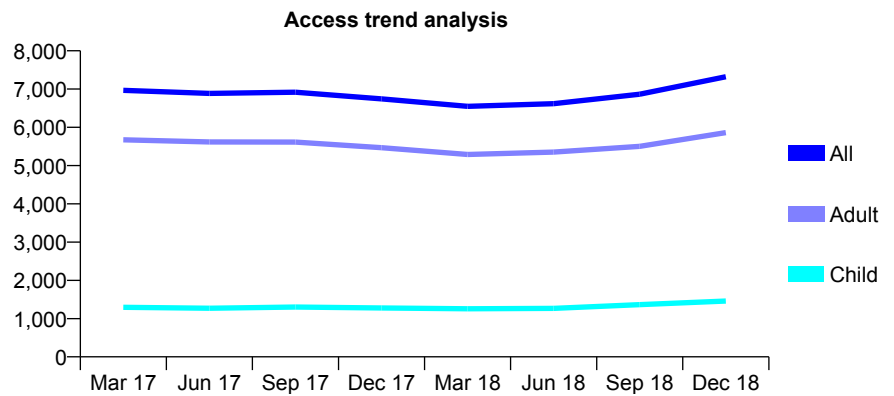
Q70 - Vital Signs At a Glance Contract Report for 101338/0129 - December 2018

Name or company name	Whitecross Dental Care Limited
Contract type name	GDS Contract
Purpose of contract	General
Contract start date	25/10/2010
Contract end date	

18/19 Contracted general activity (UDA)	21,000
Carry forward general activity (UDA)	0
18/19 Contracted orthodontic activity (UOA)	0
Carry forward orthodontic activity (UOA)	0
Baseline contract value	£503,865.42

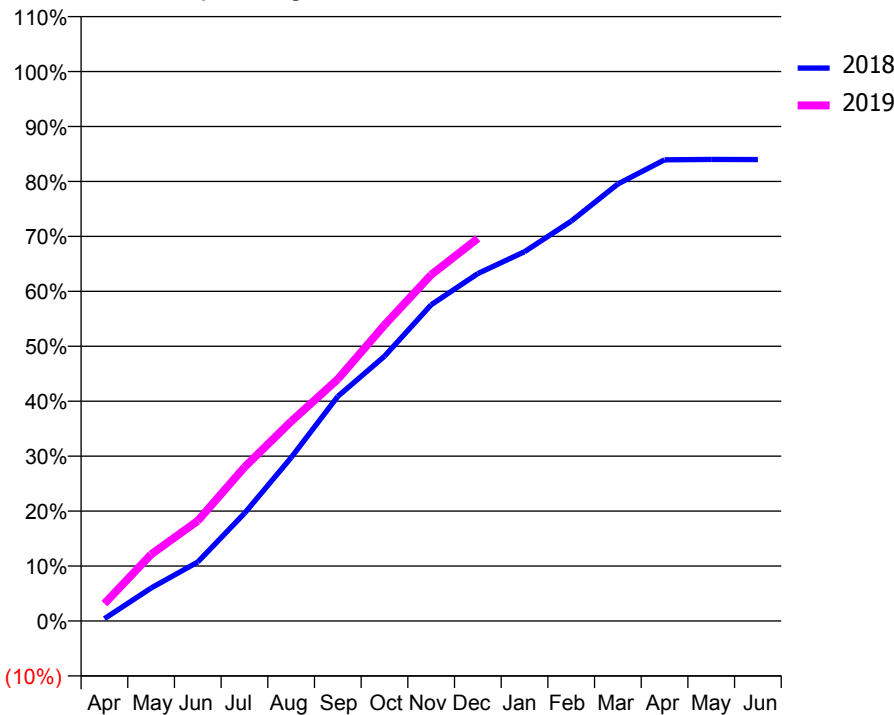
ACCESS*

Patients seen in 24 months	Total	Change since previous quarter
Quarter ending December 2017	6,745	
Quarter ending March 2018	6,549	↓
Quarter ending June 2018	6,617	→
Quarter ending September 2018	6,866	↑
Quarter ending December 2018	7,321	↑
Variance since December 2017	8.5%	↑



ACTIVITY

Cumulative percentage of contracted UDA delivered 2018 & 2019



Month	Adjusted Scheduled Activity (UDA)	
	2018	2019
April	90	666
May	1,260	2,543
June	2,255	3,830
July	4,117	5,876
August	6,246	7,626
September	8,582	9,240
October	10,117	11,310
November	12,087	13,231
December	13,278	14,624
January	14,111	
February	15,282	
March	16,702	
April	17,624	
May	17,638	
June	17,633	

QUALITY

	Quantity	Base Number	Contract	AT	Region	England
% of FP17s for the same patient ID Re-attending within 3 months - Children	82	1,667	4.9%	9.6%	11.3%	11.8%
% of FP17s for the same patient ID Re-attending within 3 months - Adults	528	6,075	8.7%	13.9%	15.3%	15.6%
% of FP17s for the same patient ID Re-attending between 3 & 9 months - Children	916	1,667	54.9%	61.7%	61.1%	58.8%
% of FP17s for the same patient ID Re-attending between 3 & 9 months - Adults	2,823	6,075	46.5%	53.0%	52.4%	51.0%
% of FP17s for Band 1 Urgent Courses	428	7,247	5.9%	9.8%	9.5%	9.0%
% of FP17s Relating to Free Repair or Replacements	29	7,247	0.4%	0.6%	0.7%	0.8%
% of FP17s Relating to Continuations	54	7,247	0.7%	0.9%	0.8%	0.9%
% of Patients satisfied with the dentistry they have received	1	1	N/A	93.0%	93.1%	93.2%
% of Patients satisfied with the time they had to wait for an appointment	1	1	N/A	88.0%	87.8%	88.3%

* This is based on patients treated on this contract for their most recent course of treatment. Figures in italics indicate the base number of FP17s or Patient Questionnaire responses are less than 100. N/A is shown where the base number of responses is less than 10 during the period. % is calculated as Quantity/Base number*100

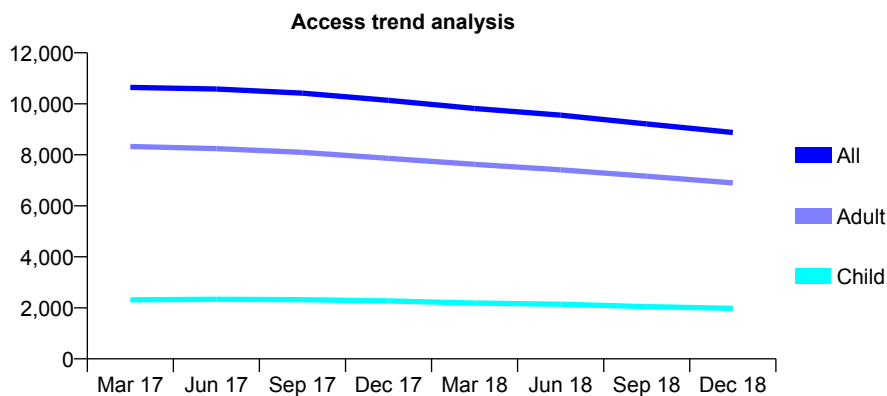
Q70 - Vital Signs At a Glance Contract Report for 101338/0132 - December 2018

Name or company name	Whitecross Dental Care Limited
Contract type name	GDS Contract
Purpose of contract	General
Contract start date	01/09/2011
Contract end date	

18/19 Contracted general activity (UDA)	22,493
Carry forward general activity (UDA)	0
18/19 Contracted orthodontic activity (UOA)	0
Carry forward orthodontic activity (UOA)	0
Baseline contract value	£615,106.42

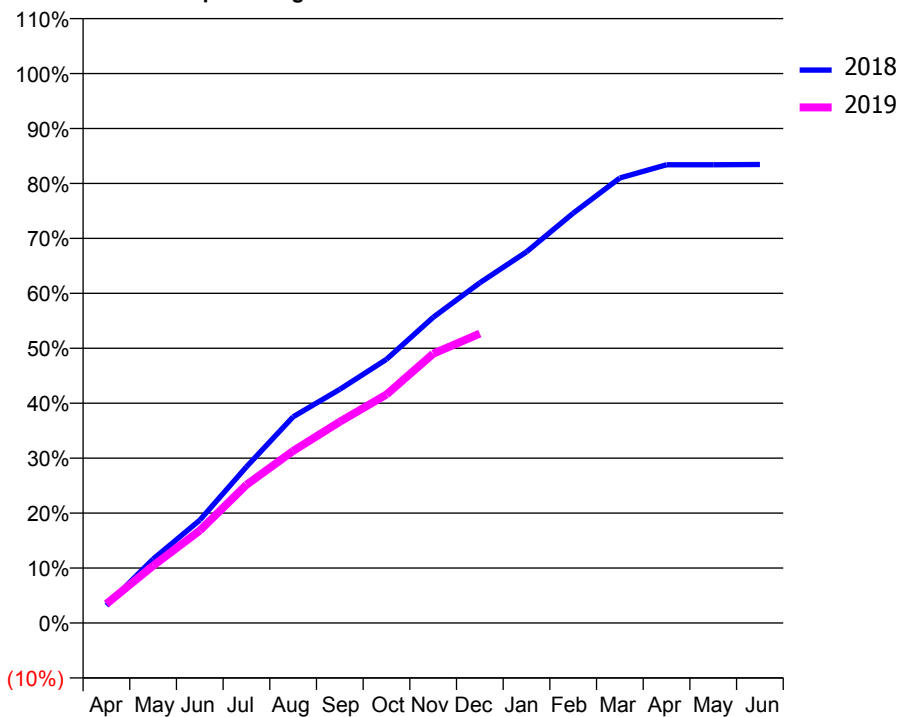
ACCESS*

Patients seen in 24 months	Total	Change since previous quarter
Quarter ending December 2017	10,135	
Quarter ending March 2018	9,815	↓
Quarter ending June 2018	9,553	↓
Quarter ending September 2018	9,210	↓
Quarter ending December 2018	8,877	↓
Variance since December 2017	(12.4%)	↓



ACTIVITY

Cumulative percentage of contracted UDA delivered 2018 & 2019



Month	Adjusted Scheduled Activity (UDA)	
	2018	2019
April	716	784
May	2,617	2,346
June	4,211	3,785
July	6,394	5,658
August	8,441	7,046
September	9,565	8,241
October	10,791	9,352
November	12,513	11,025
December	13,927	11,849
January	15,194	
February	16,775	
March	18,220	
April	18,757	
May	18,760	
June	18,769	

QUALITY

	Quantity	Base Number	Contract	AT	Region	England
% of FP17s for the same patient ID Re-attending within 3 months - Children	74	1,457	5.1%	9.6%	11.3%	11.8%
% of FP17s for the same patient ID Re-attending within 3 months - Adults	598	5,077	11.8%	13.9%	15.3%	15.6%
% of FP17s for the same patient ID Re-attending between 3 & 9 months - Children	587	1,457	40.3%	61.7%	61.1%	58.8%
% of FP17s for the same patient ID Re-attending between 3 & 9 months - Adults	1,738	5,077	34.2%	53.0%	52.4%	51.0%
% of FP17s for Band 1 Urgent Courses	704	6,220	11.3%	9.8%	9.5%	9.0%
% of FP17s Relating to Free Repair or Replacements	67	6,220	1.1%	0.6%	0.7%	0.8%
% of FP17s Relating to Continuations	60	6,220	1.0%	0.9%	0.8%	0.9%
% of Patients satisfied with the dentistry they have received	6	6	N/A	93.0%	93.1%	93.2%
% of Patients satisfied with the time they had to wait for an appointment	5	6	N/A	88.0%	87.8%	88.3%

* This is based on patients treated on this contract for their most recent course of treatment. Figures in italics indicate the base number of FP17s or Patient Questionnaire responses are less than 100. N/A is shown where the base number of responses is less than 10 during the period. % is calculated as Quantity/Base number*100

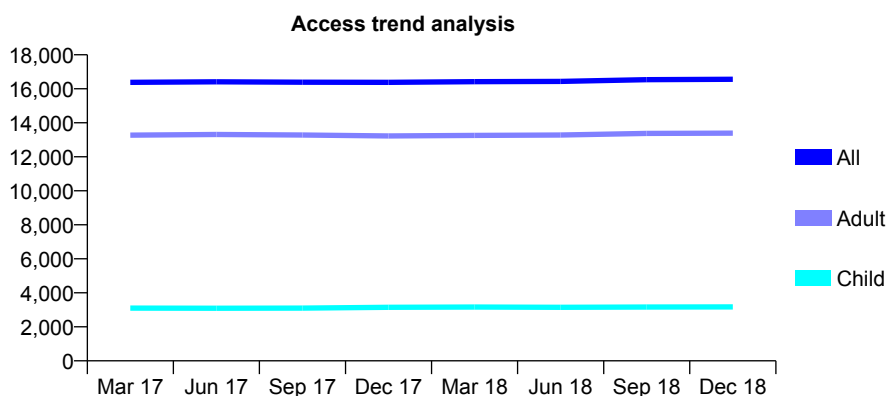
Q70 - Vital Signs At a Glance Contract Report for 101338/0133 - December 2018

Name or company name	Whitecross Dental Care Limited
Contract type name	GDS Contract
Purpose of contract	General
Contract start date	01/09/2011
Contract end date	

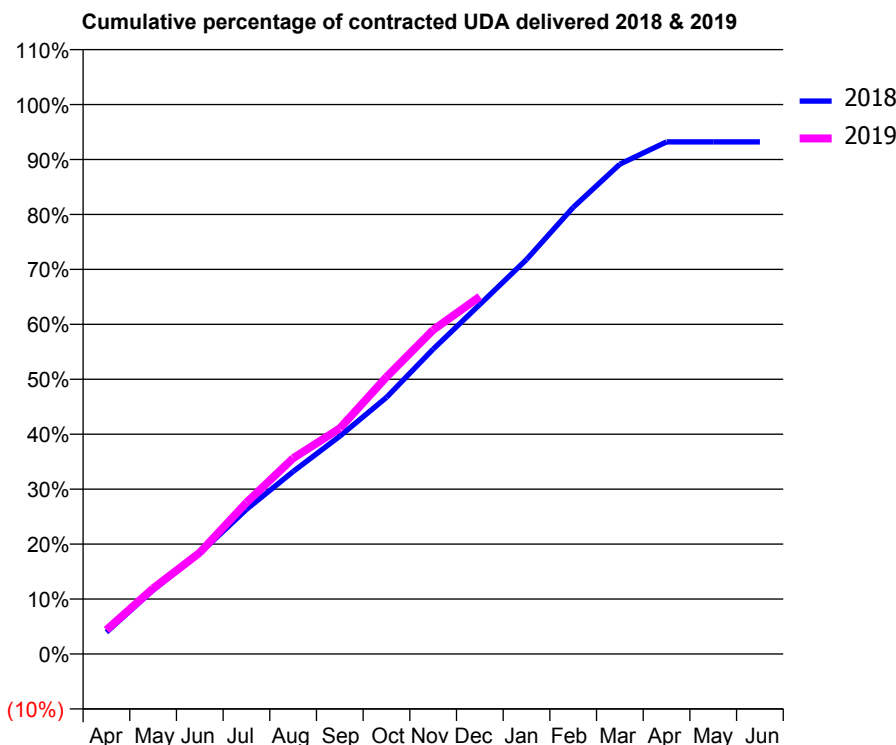
18/19 Contracted general activity (UDA)	40,500
Carry forward general activity (UDA)	0
18/19 Contracted orthodontic activity (UOA)	0
Carry forward orthodontic activity (UOA)	0
Baseline contract value	£1,213,005.86

ACCESS*

Patients seen in 24 months	Total	Change since previous quarter
Quarter ending December 2017	16,377	
Quarter ending March 2018	16,423	→
Quarter ending June 2018	16,433	→
Quarter ending September 2018	16,540	→
Quarter ending December 2018	16,563	→
Variance since December 2017	1.1%	→



ACTIVITY



Month	Adjusted Scheduled Activity (UDA)	
	2018	2019
April	1,607	1,772
May	4,716	4,844
June	7,425	7,476
July	10,660	11,157
August	13,452	14,430
September	16,057	16,630
October	18,913	20,423
November	22,467	23,888
December	25,765	26,341
January	29,078	
February	32,923	
March	36,101	
April	37,744	
May	37,742	
June	37,746	

QUALITY

	Quantity	Base Number	Contract	AT	Region	England
% of FP17s for the same patient ID Re-attending within 3 months - Children	173	3,657	4.7%	9.6%	11.3%	11.8%
% of FP17s for the same patient ID Re-attending within 3 months - Adults	1,568	13,416	11.7%	13.9%	15.3%	15.6%
% of FP17s for the same patient ID Re-attending between 3 & 9 months - Children	2,476	3,657	67.7%	61.7%	61.1%	58.8%
% of FP17s for the same patient ID Re-attending between 3 & 9 months - Adults	6,208	13,416	46.3%	53.0%	52.4%	51.0%
% of FP17s for Band 1 Urgent Courses	1,020	15,382	6.6%	9.8%	9.5%	9.0%
% of FP17s Relating to Free Repair or Replacements	86	15,382	0.6%	0.6%	0.7%	0.8%
% of FP17s Relating to Continuations	195	15,382	1.3%	0.9%	0.8%	0.9%
% of Patients satisfied with the dentistry they have received	6	6	N/A	93.0%	93.1%	93.2%
% of Patients satisfied with the time they had to wait for an appointment	6	6	N/A	88.0%	87.8%	88.3%

* This is based on patients treated on this contract for their most recent course of treatment. Figures in italics indicate the base number of FP17s or Patient Questionnaire responses are less than 100. N/A is shown where the base number of responses is less than 10 during the period. % is calculated as Quantity/Base number*100

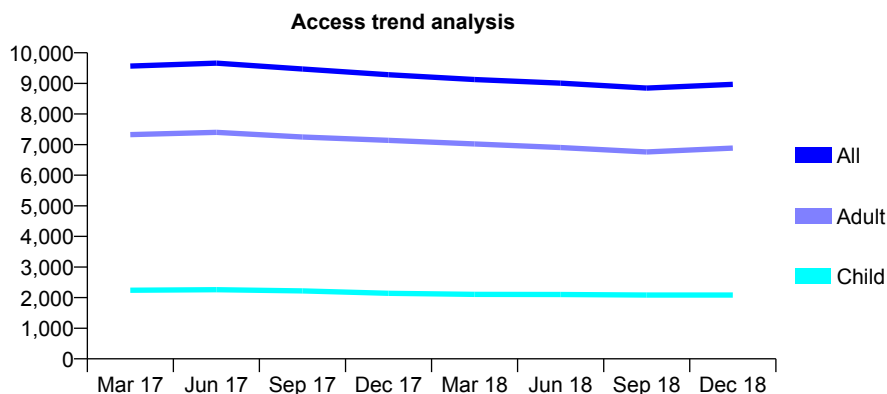
Q70 - Vital Signs At a Glance Contract Report for 101362/0039 - December 2018

Name or company name	Rodericks Dental Limited
Contract type name	GDS Contract
Purpose of contract	General
Contract start date	03/10/2011
Contract end date	

18/19 Contracted general activity (UDA)	26,613
Carry forward general activity (UDA)	0
18/19 Contracted orthodontic activity (UOA)	0
Carry forward orthodontic activity (UOA)	0
Baseline contract value	£747,544.30

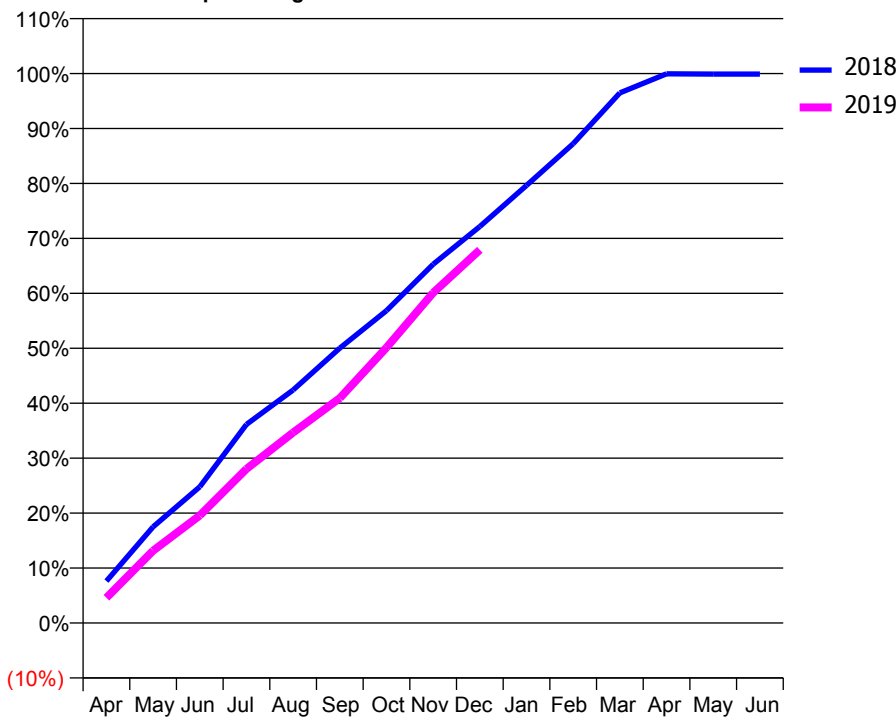
ACCESS*

Patients seen in 24 months	Total	Change since previous quarter
Quarter ending December 2017	9,283	
Quarter ending March 2018	9,128	↓
Quarter ending June 2018	9,008	↓
Quarter ending September 2018	8,849	↓
Quarter ending December 2018	8,970	→
Variance since December 2017	(3.4%)	↓



ACTIVITY

Cumulative percentage of contracted UDA delivered 2018 & 2019



QUALITY

	Quantity	Base Number	Contract	AT	Region	England
% of FP17s for the same patient ID Re-attending within 3 months - Children	232	2,353	9.9%	9.6%	11.3%	11.8%
% of FP17s for the same patient ID Re-attending within 3 months - Adults	1,015	6,708	15.1%	13.9%	15.3%	15.6%
% of FP17s for the same patient ID Re-attending between 3 & 9 months - Children	1,303	2,353	55.4%	61.7%	61.1%	58.8%
% of FP17s for the same patient ID Re-attending between 3 & 9 months - Adults	2,635	6,708	39.3%	53.0%	52.4%	51.0%
% of FP17s for Band 1 Urgent Courses	2,504	8,642	29.0%	9.8%	9.5%	9.0%
% of FP17s Relating to Free Repair or Replacements	77	8,642	0.9%	0.6%	0.7%	0.8%
% of FP17s Relating to Continuations	26	8,642	0.3%	0.9%	0.8%	0.9%
% of Patients satisfied with the dentistry they have received	9	10	90.0%	93.0%	93.1%	93.2%
% of Patients satisfied with the time they had to wait for an appointment	7	10	70.0%	88.0%	87.8%	88.3%

* This is based on patients treated on this contract for their most recent course of treatment. Figures in italics indicate the base number of FP17s or Patient Questionnaire responses are less than 100. N/A is shown where the base number of responses is less than 10 during the period. % is calculated as Quantity/Base number*100

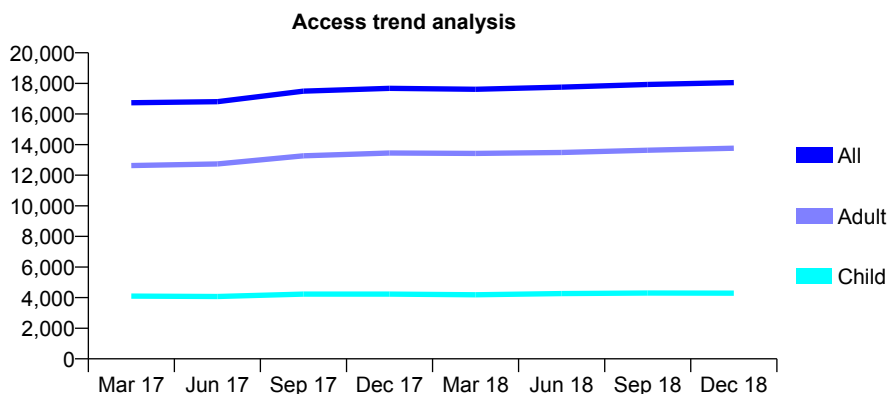
Q70 - Vital Signs At a Glance Contract Report for 101362/0043 - December 2018

Name or company name	Rodericks Dental Limited
Contract type name	GDS Contract
Purpose of contract	General
Contract start date	11/02/2012
Contract end date	

18/19 Contracted general activity (UDA)	52,655
Carry forward general activity (UDA)	0
18/19 Contracted orthodontic activity (UOA)	0
Carry forward orthodontic activity (UOA)	0
Baseline contract value	£1,402,995.49

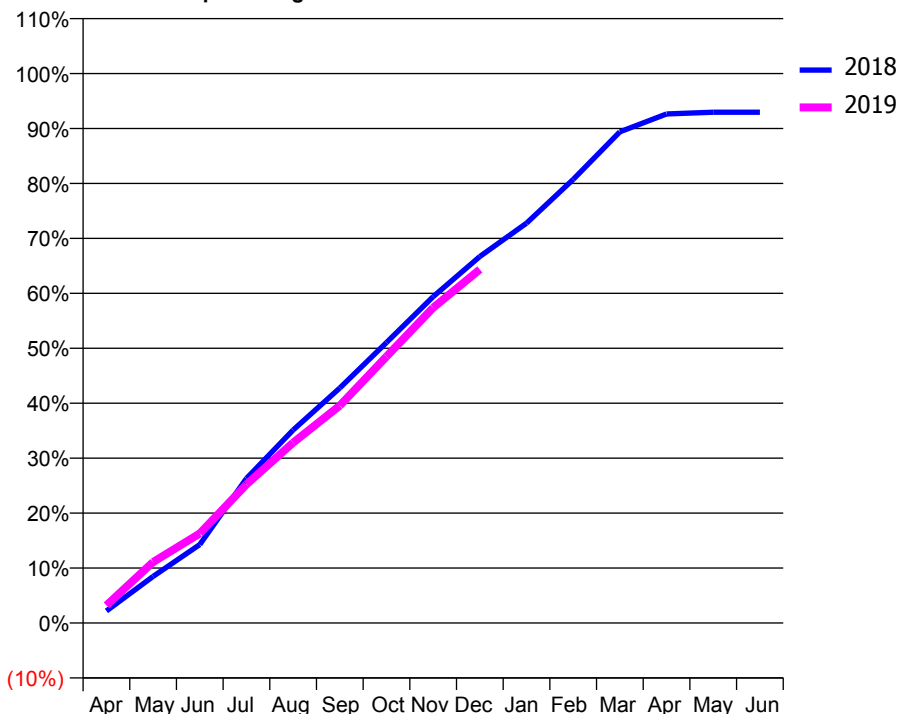
ACCESS*

Patients seen in 24 months	Total	Change since previous quarter
Quarter ending December 2017	17,680	
Quarter ending March 2018	17,618	→
Quarter ending June 2018	17,752	→
Quarter ending September 2018	17,932	→
Quarter ending December 2018	18,056	→
Variance since December 2017	2.1%	↑



ACTIVITY

Cumulative percentage of contracted UDA delivered 2018 & 2019



Month	Adjusted Scheduled Activity (UDA)	
	2018	2019
April	1,162	1,694
May	4,465	5,846
June	7,521	8,584
July	13,862	13,281
August	18,499	17,279
September	22,527	20,840
October	26,884	25,531
November	31,271	30,212
December	35,123	33,881
January	38,319	
February	42,509	
March	47,072	
April	48,784	
May	48,951	
June	48,950	

QUALITY

	Quantity	Base Number	Contract	AT	Region	England
% of FP17s for the same patient ID Re-attending within 3 months - Children	303	4,401	6.9%	9.6%	11.3%	11.8%
% of FP17s for the same patient ID Re-attending within 3 months - Adults	1,891	12,307	15.4%	13.9%	15.3%	15.6%
% of FP17s for the same patient ID Re-attending between 3 & 9 months - Children	2,377	4,401	54.0%	61.7%	61.1%	58.8%
% of FP17s for the same patient ID Re-attending between 3 & 9 months - Adults	5,719	12,307	46.5%	53.0%	52.4%	51.0%
% of FP17s for Band 1 Urgent Courses	1,629	15,547	10.5%	9.8%	9.5%	9.0%
% of FP17s Relating to Free Repair or Replacements	112	15,547	0.7%	0.6%	0.7%	0.8%
% of FP17s Relating to Continuations	37	15,547	0.2%	0.9%	0.8%	0.9%
% of Patients satisfied with the dentistry they have received	7	7	N/A	93.0%	93.1%	93.2%
% of Patients satisfied with the time they had to wait for an appointment	7	7	N/A	88.0%	87.8%	88.3%

* This is based on patients treated on this contract for their most recent course of treatment. Figures in italics indicate the base number of FP17s or Patient Questionnaire responses are less than 100. N/A is shown where the base number of responses is less than 10 during the period. % is calculated as Quantity/Base number*100

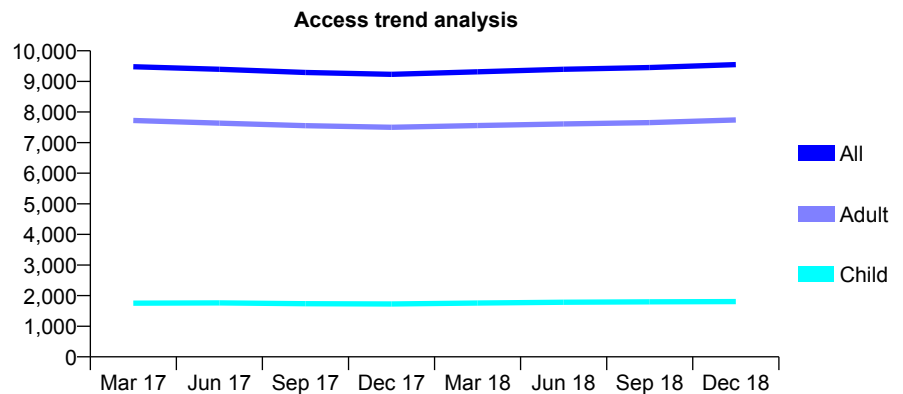
Q70 - Vital Signs At a Glance Contract Report for 101435/0008 - December 2018

Name or company name	IDH Limited
Contract type name	GDS Contract
Purpose of contract	General
Contract start date	01/04/2006
Contract end date	

18/19 Contracted general activity (UDA)	31,000
Carry forward general activity (UDA)	0
18/19 Contracted orthodontic activity (UOA)	0
Carry forward orthodontic activity (UOA)	0
Baseline contract value	£763,235.18

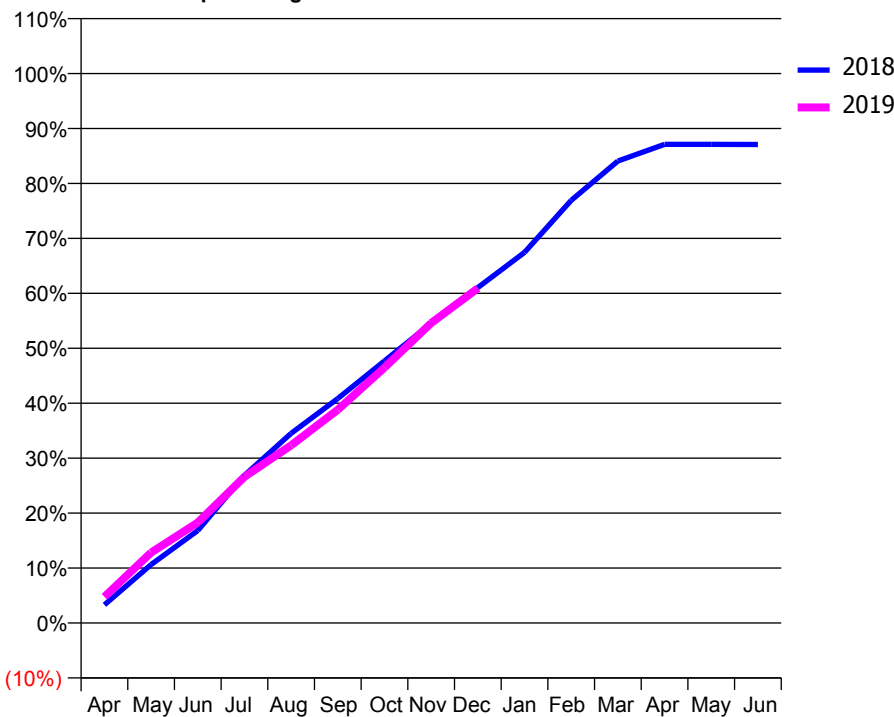
ACCESS*

Patients seen in 24 months	Total	Change since previous quarter
Quarter ending December 2017	9,230	
Quarter ending March 2018	9,314	→
Quarter ending June 2018	9,395	→
Quarter ending September 2018	9,454	→
Quarter ending December 2018	9,548	→
Variance since December 2017	3.4%	↑



ACTIVITY

Cumulative percentage of contracted UDA delivered 2018 & 2019



Month	Adjusted Scheduled Activity (UDA)	
	2018	2019
April	1,025	1,480
May	3,302	3,978
June	5,221	5,670
July	8,329	8,250
August	10,699	10,023
September	12,661	12,030
October	14,790	14,410
November	16,904	16,923
December	18,924	18,882
January	20,911	
February	23,846	
March	26,061	
April	27,000	
May	27,001	
June	26,998	

QUALITY

	Quantity	Base Number	Contract	AT	Region	England
% of FP17s for the same patient ID Re-attending within 3 months - Children	78	1,734	4.5%	9.6%	11.3%	11.8%
% of FP17s for the same patient ID Re-attending within 3 months - Adults	628	6,405	9.8%	13.9%	15.3%	15.6%
% of FP17s for the same patient ID Re-attending between 3 & 9 months - Children	809	1,734	46.7%	61.7%	61.1%	58.8%
% of FP17s for the same patient ID Re-attending between 3 & 9 months - Adults	2,319	6,405	36.2%	53.0%	52.4%	51.0%
% of FP17s for Band 1 Urgent Courses	291	7,814	3.7%	9.8%	9.5%	9.0%
% of FP17s Relating to Free Repair or Replacements	56	7,814	0.7%	0.6%	0.7%	0.8%
% of FP17s Relating to Continuations	152	7,814	1.9%	0.9%	0.8%	0.9%
% of Patients satisfied with the dentistry they have received	0	0	N/A	93.0%	93.1%	93.2%
% of Patients satisfied with the time they had to wait for an appointment	0	0	N/A	88.0%	87.8%	88.3%

* This is based on patients treated on this contract for their most recent course of treatment. Figures in italics indicate the base number of FP17s or Patient Questionnaire responses are less than 100. N/A is shown where the base number of responses is less than 10 during the period. % is calculated as Quantity/Base number*100

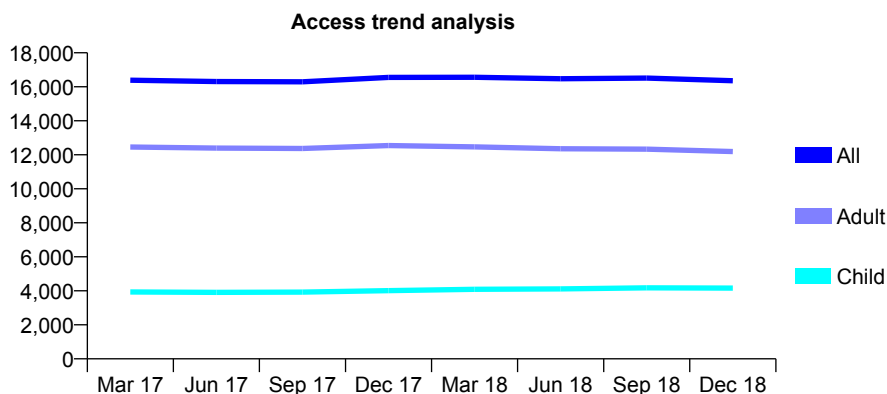
Q70 - Vital Signs At a Glance Contract Report for 101435/0016 - December 2018

Name or company name	IDH Limited
Contract type name	GDS Contract
Purpose of contract	General
Contract start date	01/04/2006
Contract end date	

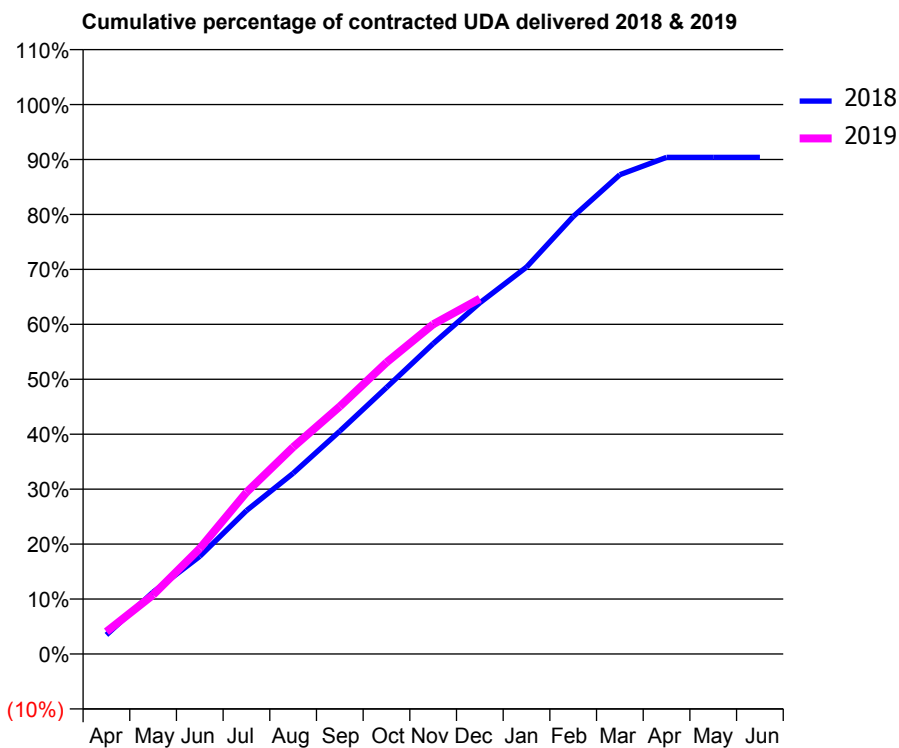
18/19 Contracted general activity (UDA)	47,133
Carry forward general activity (UDA)	0
18/19 Contracted orthodontic activity (UOA)	0
Carry forward orthodontic activity (UOA)	0
Baseline contract value	£1,070,360.15

ACCESS*

Patients seen in 24 months	Total	Change since previous quarter
Quarter ending December 2017	16,553	
Quarter ending March 2018	16,558	→
Quarter ending June 2018	16,472	→
Quarter ending September 2018	16,516	→
Quarter ending December 2018	16,357	→
Variance since December 2017	(1.2%)	↓



ACTIVITY



Month	Adjusted Scheduled Activity (UDA)	
	2018	2019
April	1,643	1,912
May	5,315	5,067
June	8,380	9,050
July	12,305	13,865
August	15,505	17,747
September	19,121	21,234
October	22,859	25,010
November	26,622	28,276
December	30,126	30,481
January	33,186	
February	37,524	
March	41,110	
April	42,597	
May	42,596	
June	42,596	

QUALITY

	Quantity	Base Number	Contract	AT	Region	England
% of FP17s for the same patient ID Re-attending within 3 months - Children	235	4,363	5.4%	9.6%	11.3%	11.8%
% of FP17s for the same patient ID Re-attending within 3 months - Adults	1,081	11,385	9.5%	13.9%	15.3%	15.6%
% of FP17s for the same patient ID Re-attending between 3 & 9 months - Children	2,637	4,363	60.4%	61.7%	61.1%	58.8%
% of FP17s for the same patient ID Re-attending between 3 & 9 months - Adults	5,996	11,385	52.7%	53.0%	52.4%	51.0%
% of FP17s for Band 1 Urgent Courses	718	15,107	4.8%	9.8%	9.5%	9.0%
% of FP17s Relating to Free Repair or Replacements	53	15,107	0.4%	0.6%	0.7%	0.8%
% of FP17s Relating to Continuations	190	15,107	1.3%	0.9%	0.8%	0.9%
% of Patients satisfied with the dentistry they have received	3	3	N/A	93.0%	93.1%	93.2%
% of Patients satisfied with the time they had to wait for an appointment	2	3	N/A	88.0%	87.8%	88.3%

* This is based on patients treated on this contract for their most recent course of treatment. Figures in italics indicate the base number of FP17s or Patient Questionnaire responses are less than 100. N/A is shown where the base number of responses is less than 10 during the period. % is calculated as Quantity/Base number*100

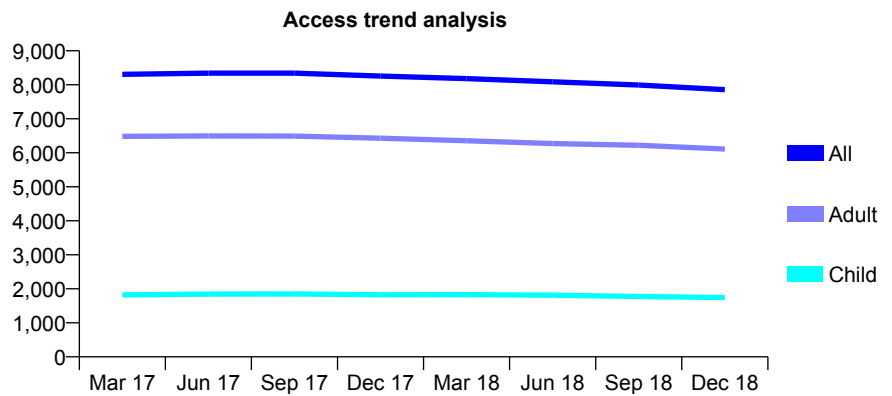
Q70 - Vital Signs At a Glance Contract Report for 101435/0022 - December 2018

Name or company name	IDH Limited
Contract type name	GDS Contract
Purpose of contract	General
Contract start date	01/04/2006
Contract end date	

18/19 Contracted general activity (UDA)	23,473
Carry forward general activity (UDA)	0
18/19 Contracted orthodontic activity (UOA)	0
Carry forward orthodontic activity (UOA)	0
Baseline contract value	£570,050.27

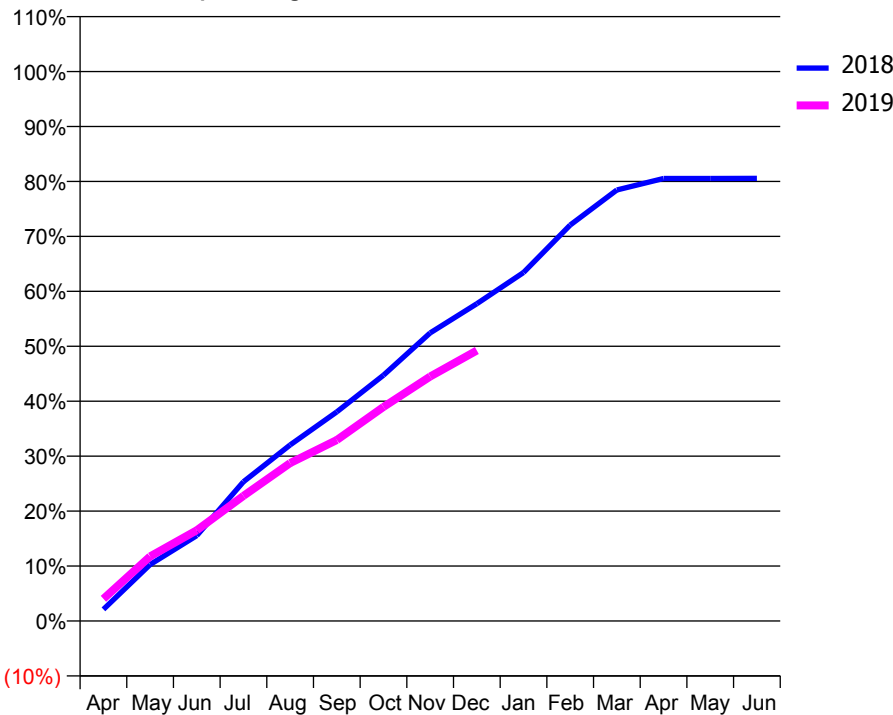
ACCESS*

Patients seen in 24 months	Total	Change since previous quarter
Quarter ending December 2017	8,255	
Quarter ending March 2018	8,183	→
Quarter ending June 2018	8,089	↓
Quarter ending September 2018	7,995	↓
Quarter ending December 2018	7,856	↓
Variance since December 2017	(4.8%)	↓



ACTIVITY

Cumulative percentage of contracted UDA delivered 2018 & 2019



Month	Adjusted Scheduled Activity (UDA)	
	2018	2019
April	497	949
May	2,414	2,761
June	3,646	3,874
July	5,949	5,346
August	7,521	6,746
September	8,932	7,734
October	10,502	9,145
November	12,308	10,446
December	13,556	11,556
January	14,885	
February	16,914	
March	18,414	
April	18,902	
May	18,906	
June	18,907	

QUALITY

	Quantity	Base Number	Contract	AT	Region	England
% of FP17s for the same patient ID Re-attending within 3 months - Children	56	1,371	4.1%	9.6%	11.3%	11.8%
% of FP17s for the same patient ID Re-attending within 3 months - Adults	501	4,770	10.5%	13.9%	15.3%	15.6%
% of FP17s for the same patient ID Re-attending between 3 & 9 months - Children	534	1,371	38.9%	61.7%	61.1%	58.8%
% of FP17s for the same patient ID Re-attending between 3 & 9 months - Adults	1,554	4,770	32.6%	53.0%	52.4%	51.0%
% of FP17s for Band 1 Urgent Courses	449	5,900	7.6%	9.8%	9.5%	9.0%
% of FP17s Relating to Free Repair or Replacements	25	5,900	0.4%	0.6%	0.7%	0.8%
% of FP17s Relating to Continuations	50	5,900	0.8%	0.9%	0.8%	0.9%
% of Patients satisfied with the dentistry they have received	0	0	N/A	93.0%	93.1%	93.2%
% of Patients satisfied with the time they had to wait for an appointment	0	0	N/A	88.0%	87.8%	88.3%

* This is based on patients treated on this contract for their most recent course of treatment. Figures in italics indicate the base number of FP17s or Patient Questionnaire responses are less than 100. N/A is shown where the base number of responses is less than 10 during the period. % is calculated as Quantity/Base number*100

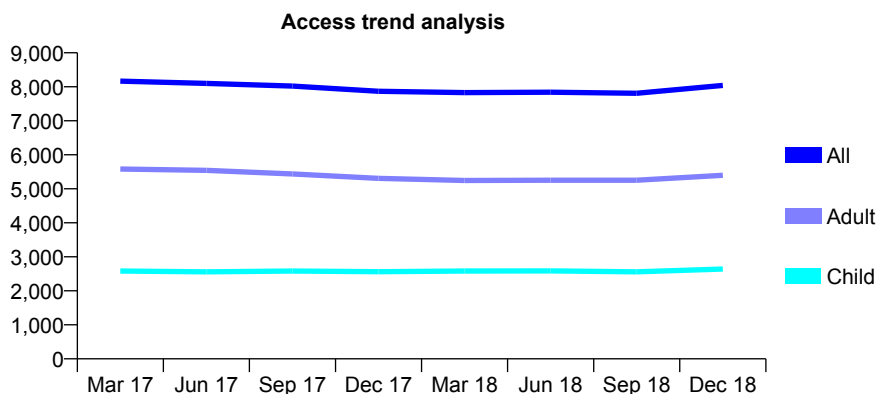
Q70 - Vital Signs At a Glance Contract Report for 101435/0023 - December 2018

Name or company name	IDH Limited
Contract type name	GDS Contract
Purpose of contract	General
Contract start date	01/04/2006
Contract end date	

18/19 Contracted general activity (UDA)	21,343
Carry forward general activity (UDA)	0
18/19 Contracted orthodontic activity (UOA)	0
Carry forward orthodontic activity (UOA)	0
Baseline contract value	£624,758.67

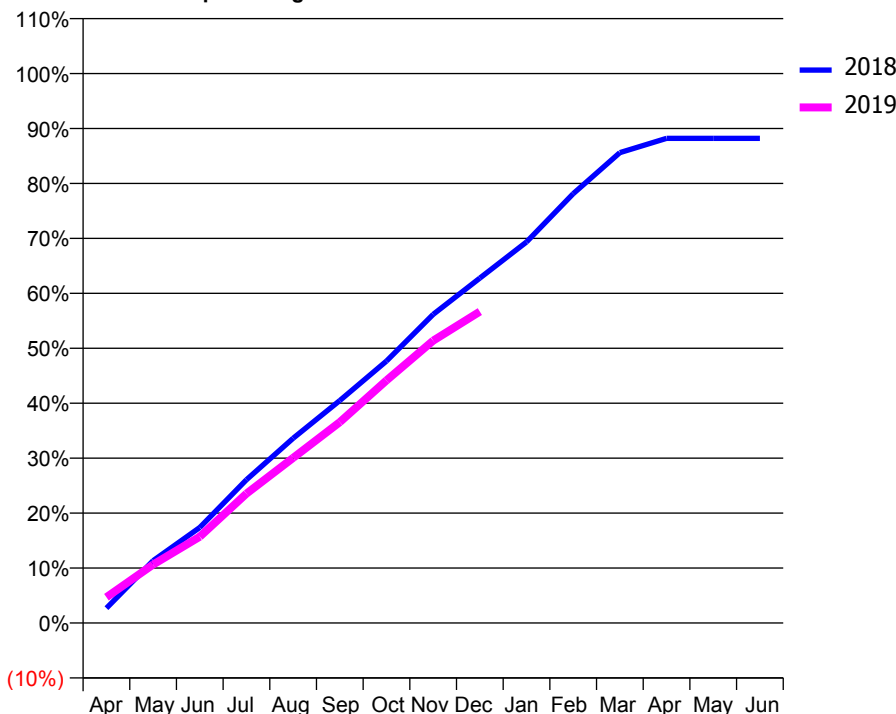
ACCESS*

Patients seen in 24 months	Total	Change since previous quarter
Quarter ending December 2017	7,870	
Quarter ending March 2018	7,830	→
Quarter ending June 2018	7,841	→
Quarter ending September 2018	7,811	→
Quarter ending December 2018	8,040	↑
Variance since December 2017	2.2%	↑



ACTIVITY

Cumulative percentage of contracted UDA delivered 2018 & 2019



Adjusted Scheduled Activity (UDA)

Month	2018	2019
April	578	1,003
May	2,421	2,271
June	3,709	3,352
July	5,565	5,028
August	7,176	6,413
September	8,641	7,801
October	10,176	9,421
November	11,986	10,965
December	13,395	12,094
January	14,799	
February	16,673	
March	18,272	
April	18,826	
May	18,826	
June	18,825	

QUALITY

	Quantity	Base Number	Contract	AT	Region	England
% of FP17s for the same patient ID Re-attending within 3 months - Children	89	2,368	3.8%	9.6%	11.3%	11.8%
% of FP17s for the same patient ID Re-attending within 3 months - Adults	258	4,239	6.1%	13.9%	15.3%	15.6%
% of FP17s for the same patient ID Re-attending between 3 & 9 months - Children	1,291	2,368	54.5%	61.7%	61.1%	58.8%
% of FP17s for the same patient ID Re-attending between 3 & 9 months - Adults	2,106	4,239	49.7%	53.0%	52.4%	51.0%
% of FP17s for Band 1 Urgent Courses	237	6,366	3.7%	9.8%	9.5%	9.0%
% of FP17s Relating to Free Repair or Replacements	15	6,366	0.2%	0.6%	0.7%	0.8%
% of FP17s Relating to Continuations	61	6,366	1.0%	0.9%	0.8%	0.9%
% of Patients satisfied with the dentistry they have received	1	2	N/A	93.0%	93.1%	93.2%
% of Patients satisfied with the time they had to wait for an appointment	2	2	N/A	88.0%	87.8%	88.3%

* This is based on patients treated on this contract for their most recent course of treatment. Figures in italics indicate the base number of FP17s or Patient Questionnaire responses are less than 100. N/A is shown where the base number of responses is less than 10 during the period. % is calculated as Quantity/Base number*100

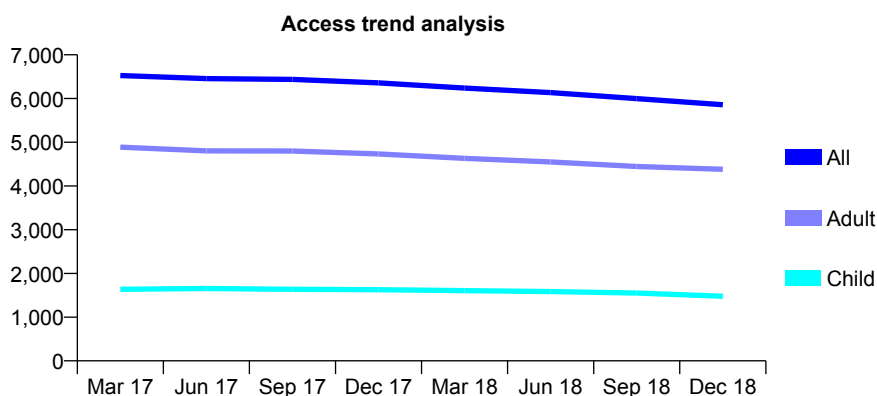
Q70 - Vital Signs At a Glance Contract Report for 101435/0024 - December 2018

Name or company name	IDH Limited
Contract type name	GDS Contract
Purpose of contract	General
Contract start date	01/04/2006
Contract end date	

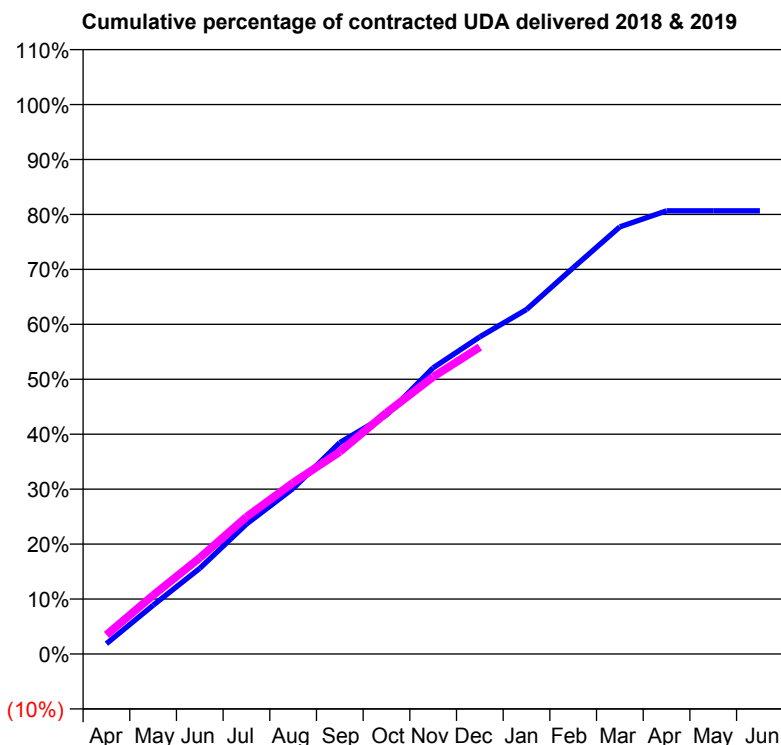
18/19 Contracted general activity (UDA)	16,619
Carry forward general activity (UDA)	0
18/19 Contracted orthodontic activity (UOA)	0
Carry forward orthodontic activity (UOA)	0
Baseline contract value	£369,830.06

ACCESS*

Patients seen in 24 months	Total	Change since previous quarter
Quarter ending December 2017	6,359	
Quarter ending March 2018	6,238	↓
Quarter ending June 2018	6,135	↓
Quarter ending September 2018	5,997	↓
Quarter ending December 2018	5,858	↓
Variance since December 2017	(7.9%)	↓



ACTIVITY



Month	Adjusted Scheduled Activity (UDA)	
	2018	2019
April	312	579
May	1,473	1,775
June	2,589	2,909
July	3,931	4,150
August	5,007	5,179
September	6,394	6,115
October	7,228	7,298
November	8,656	8,384
December	9,594	9,280
January	10,420	
February	11,681	
March	12,921	
April	13,405	
May	13,404	
June	13,404	

QUALITY

	Quantity	Base Number	Contract	AT	Region	England
% of FP17s for the same patient ID Re-attending within 3 months - Children	67	1,380	4.9%	9.6%	11.3%	11.8%
% of FP17s for the same patient ID Re-attending within 3 months - Adults	456	3,726	12.2%	13.9%	15.3%	15.6%
% of FP17s for the same patient ID Re-attending between 3 & 9 months - Children	632	1,380	45.8%	61.7%	61.1%	58.8%
% of FP17s for the same patient ID Re-attending between 3 & 9 months - Adults	1,450	3,726	38.9%	53.0%	52.4%	51.0%
% of FP17s for Band 1 Urgent Courses	453	4,875	9.3%	9.8%	9.5%	9.0%
% of FP17s Relating to Free Repair or Replacements	12	4,875	0.2%	0.6%	0.7%	0.8%
% of FP17s Relating to Continuations	36	4,875	0.7%	0.9%	0.8%	0.9%
% of Patients satisfied with the dentistry they have received	4	4	N/A	93.0%	93.1%	93.2%
% of Patients satisfied with the time they had to wait for an appointment	4	4	N/A	88.0%	87.8%	88.3%

* This is based on patients treated on this contract for their most recent course of treatment. Figures in italics indicate the base number of FP17s or Patient Questionnaire responses are less than 100. N/A is shown where the base number of responses is less than 10 during the period. % is calculated as Quantity/Base number*100

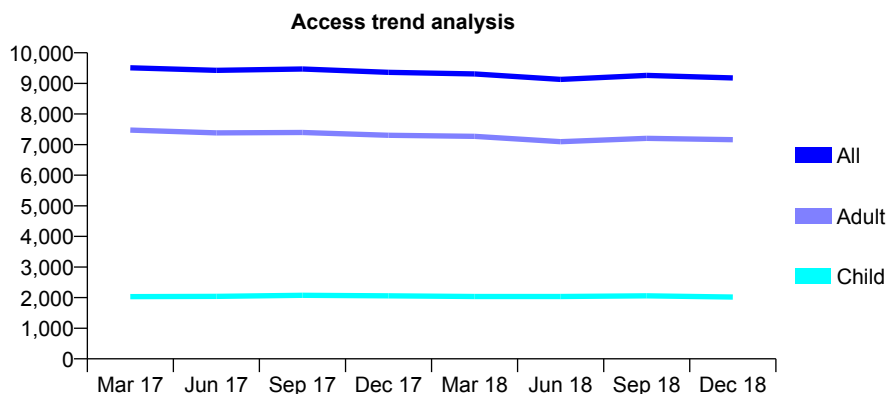
Q70 - Vital Signs At a Glance Contract Report for 101435/0025 - December 2018

Name or company name	IDH Limited
Contract type name	GDS Contract
Purpose of contract	General
Contract start date	01/04/2006
Contract end date	

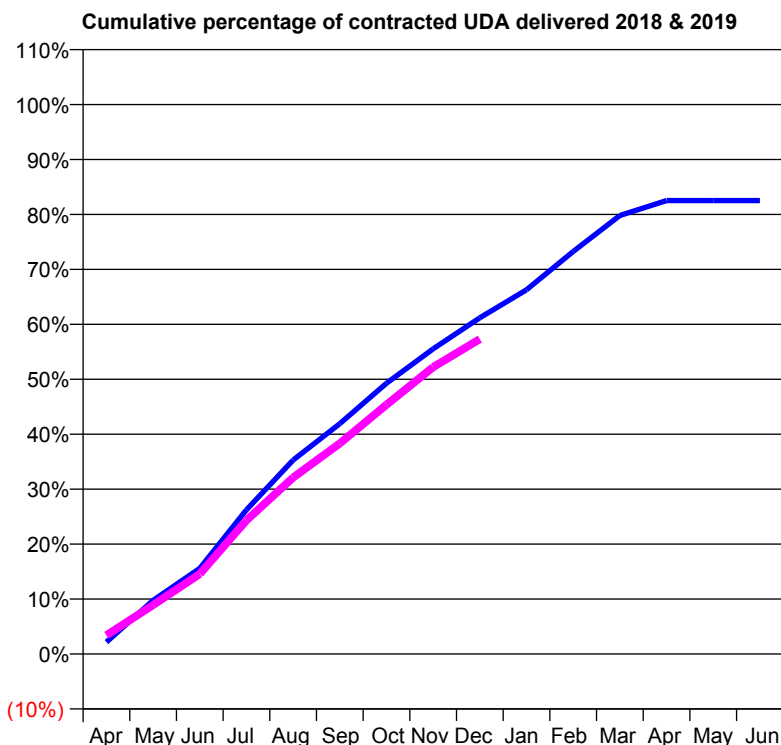
18/19 Contracted general activity (UDA)	26,500
Carry forward general activity (UDA)	0
18/19 Contracted orthodontic activity (UOA)	0
Carry forward orthodontic activity (UOA)	0
Baseline contract value	£679,362.06

ACCESS*

Patients seen in 24 months	Total	Change since previous quarter
Quarter ending December 2017	9,362	
Quarter ending March 2018	9,310	→
Quarter ending June 2018	9,130	↓
Quarter ending September 2018	9,263	→
Quarter ending December 2018	9,179	→
Variance since December 2017	(2.0%)	↓



ACTIVITY



Month	Adjusted Scheduled Activity (UDA)	
	2018	2019
April	577	906
May	2,587	2,364
June	4,131	3,861
July	6,952	6,449
August	9,350	8,509
September	11,107	10,154
October	13,058	12,022
November	14,717	13,839
December	16,213	15,185
January	17,566	
February	19,413	
March	21,150	
April	21,868	
May	21,868	
June	21,865	

QUALITY

	Quantity	Base Number	Contract	AT	Region	England
% of FP17s for the same patient ID Re-attending within 3 months - Children	91	1,859	4.9%	9.6%	11.3%	11.8%
% of FP17s for the same patient ID Re-attending within 3 months - Adults	618	6,001	10.3%	13.9%	15.3%	15.6%
% of FP17s for the same patient ID Re-attending between 3 & 9 months - Children	929	1,859	50.0%	61.7%	61.1%	58.8%
% of FP17s for the same patient ID Re-attending between 3 & 9 months - Adults	2,764	6,001	46.1%	53.0%	52.4%	51.0%
% of FP17s for Band 1 Urgent Courses	615	7,496	8.2%	9.8%	9.5%	9.0%
% of FP17s Relating to Free Repair or Replacements	34	7,496	0.5%	0.6%	0.7%	0.8%
% of FP17s Relating to Continuations	68	7,496	0.9%	0.9%	0.8%	0.9%
% of Patients satisfied with the dentistry they have received	3	4	N/A	93.0%	93.1%	93.2%
% of Patients satisfied with the time they had to wait for an appointment	3	4	N/A	88.0%	87.8%	88.3%

* This is based on patients treated on this contract for their most recent course of treatment. Figures in italics indicate the base number of FP17s or Patient Questionnaire responses are less than 100. N/A is shown where the base number of responses is less than 10 during the period. % is calculated as Quantity/Base number*100

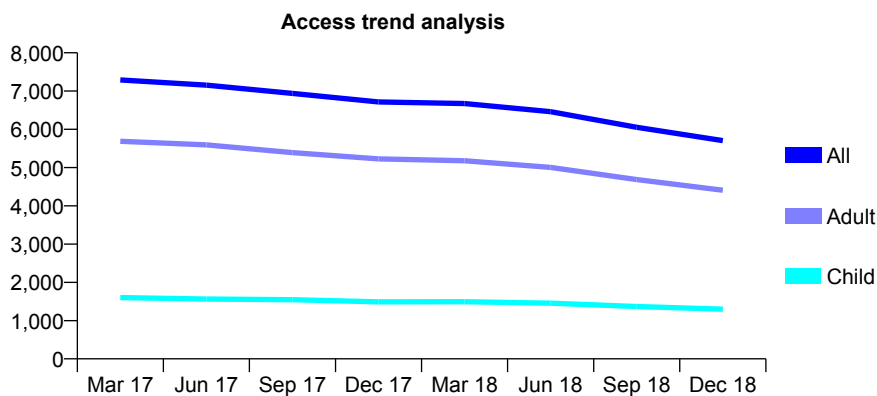
Q70 - Vital Signs At a Glance Contract Report for 101435/0045 - December 2018

Name or company name	IDH Limited
Contract type name	GDS Contract
Purpose of contract	General
Contract start date	02/04/2006
Contract end date	

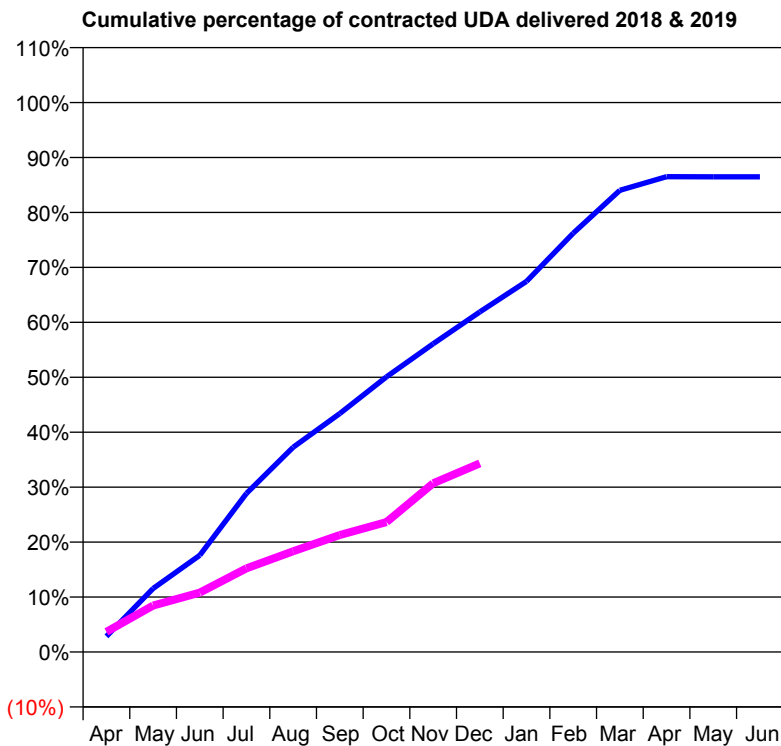
18/19 Contracted general activity (UDA)	24,500
Carry forward general activity (UDA)	0
18/19 Contracted orthodontic activity (UOA)	0
Carry forward orthodontic activity (UOA)	0
Baseline contract value	£579,082.13

ACCESS*

Patients seen in 24 months	Total	Change since previous quarter
Quarter ending December 2017	6,716	
Quarter ending March 2018	6,672	→
Quarter ending June 2018	6,462	↓
Quarter ending September 2018	6,054	↓
Quarter ending December 2018	5,706	↓
Variance since December 2017	(15.0%)	↓



ACTIVITY



Month	Adjusted Scheduled Activity (UDA)	
	2018	2019
April	699	901
May	2,834	2,069
June	4,313	2,646
July	7,074	3,729
August	9,128	4,491
September	10,636	5,216
October	12,267	5,794
November	13,744	7,527
December	15,165	8,413
January	16,526	
February	18,669	
March	20,587	
April	21,195	
May	21,189	
June	21,189	

QUALITY

	Quantity	Base Number	Contract	AT	Region	England
% of FP17s for the same patient ID Re-attending within 3 months - Children	53	967	5.5%	9.6%	11.3%	11.8%
% of FP17s for the same patient ID Re-attending within 3 months - Adults	377	3,279	11.5%	13.9%	15.3%	15.6%
% of FP17s for the same patient ID Re-attending between 3 & 9 months - Children	495	967	51.2%	61.7%	61.1%	58.8%
% of FP17s for the same patient ID Re-attending between 3 & 9 months - Adults	1,667	3,279	50.8%	53.0%	52.4%	51.0%
% of FP17s for Band 1 Urgent Courses	358	3,993	9.0%	9.8%	9.5%	9.0%
% of FP17s Relating to Free Repair or Replacements	24	3,993	0.6%	0.6%	0.7%	0.8%
% of FP17s Relating to Continuations	30	3,993	0.8%	0.9%	0.8%	0.9%
% of Patients satisfied with the dentistry they have received	2	2	N/A	93.0%	93.1%	93.2%
% of Patients satisfied with the time they had to wait for an appointment	1	2	N/A	88.0%	87.8%	88.3%

* This is based on patients treated on this contract for their most recent course of treatment. Figures in italics indicate the base number of FP17s or Patient Questionnaire responses are less than 100. N/A is shown where the base number of responses is less than 10 during the period. % is calculated as Quantity/Base number*100

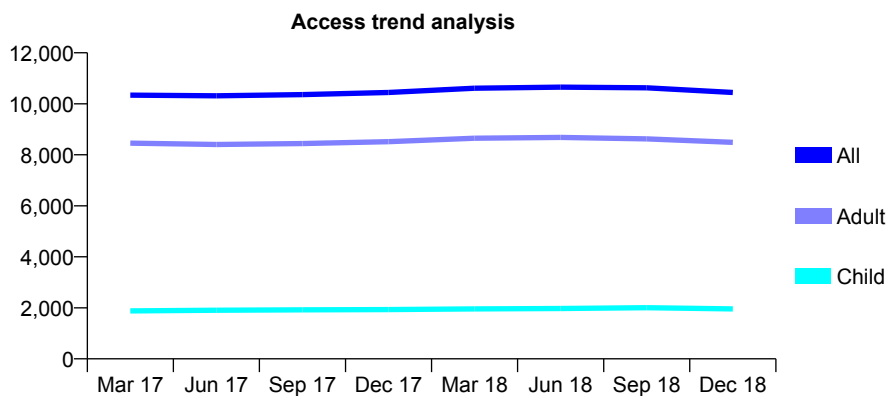
Q70 - Vital Signs At a Glance Contract Report for 101435/0046 - December 2018

Name or company name	IDH Limited
Contract type name	GDS Contract
Purpose of contract	General
Contract start date	16/10/2006
Contract end date	

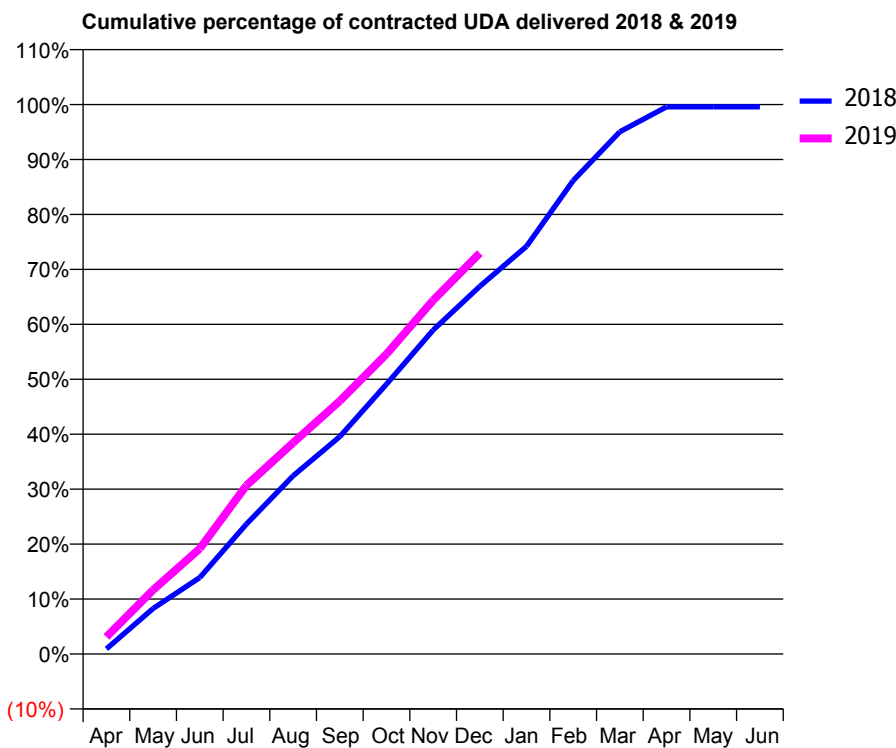
18/19 Contracted general activity (UDA)	28,000
Carry forward general activity (UDA)	119
18/19 Contracted orthodontic activity (UOA)	0
Carry forward orthodontic activity (UOA)	0
Baseline contract value	£689,373.73

ACCESS*

Patients seen in 24 months	Total	Change since previous quarter
Quarter ending December 2017	10,446	
Quarter ending March 2018	10,610	→
Quarter ending June 2018	10,656	→
Quarter ending September 2018	10,630	→
Quarter ending December 2018	10,447	↓
Variance since December 2017	0.0%	→



ACTIVITY



Month	Adjusted Scheduled Activity (UDA)	
	2018	2019
April	260	872
May	2,320	3,263
June	3,895	5,373
July	6,619	8,594
August	9,080	10,763
September	11,082	12,895
October	13,751	15,284
November	16,505	18,023
December	18,735	20,430
January	20,778	
February	24,128	
March	26,610	
April	27,883	
May	27,881	
June	27,880	

QUALITY

	Quantity	Base Number	Contract	AT	Region	England
% of FP17s for the same patient ID Re-attending within 3 months - Children	94	1,981	4.7%	9.6%	11.3%	11.8%
% of FP17s for the same patient ID Re-attending within 3 months - Adults	985	8,157	12.1%	13.9%	15.3%	15.6%
% of FP17s for the same patient ID Re-attending between 3 & 9 months - Children	1,169	1,981	59.0%	61.7%	61.1%	58.8%
% of FP17s for the same patient ID Re-attending between 3 & 9 months - Adults	4,218	8,157	51.7%	53.0%	52.4%	51.0%
% of FP17s for Band 1 Urgent Courses	888	9,640	9.2%	9.8%	9.5%	9.0%
% of FP17s Relating to Free Repair or Replacements	31	9,640	0.3%	0.6%	0.7%	0.8%
% of FP17s Relating to Continuations	172	9,640	1.8%	0.9%	0.8%	0.9%
% of Patients satisfied with the dentistry they have received	1	1	N/A	93.0%	93.1%	93.2%
% of Patients satisfied with the time they had to wait for an appointment	0	1	N/A	88.0%	87.8%	88.3%

* This is based on patients treated on this contract for their most recent course of treatment. Figures in italics indicate the base number of FP17s or Patient Questionnaire responses are less than 100. N/A is shown where the base number of responses is less than 10 during the period. % is calculated as Quantity/Base number*100

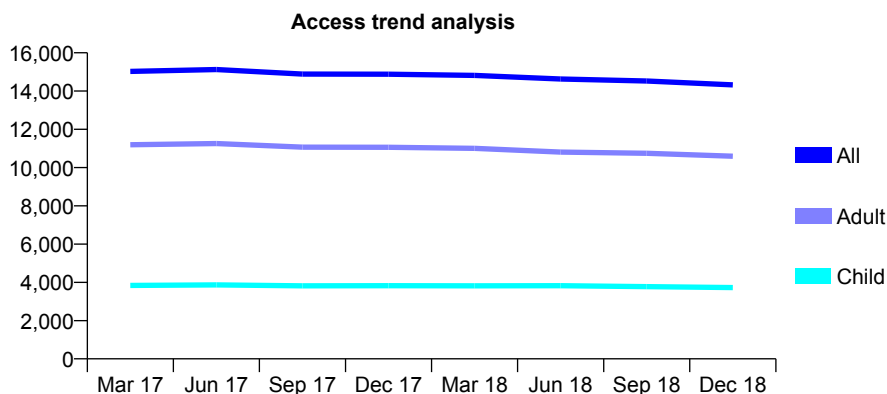
Q70 - Vital Signs At a Glance Contract Report for 101435/0058 - December 2018

Name or company name	IDH Limited
Contract type name	GDS Contract
Purpose of contract	General
Contract start date	01/03/2007
Contract end date	

18/19 Contracted general activity (UDA)	45,500
Carry forward general activity (UDA)	0
18/19 Contracted orthodontic activity (UOA)	0
Carry forward orthodontic activity (UOA)	0
Baseline contract value	£1,071,182.61

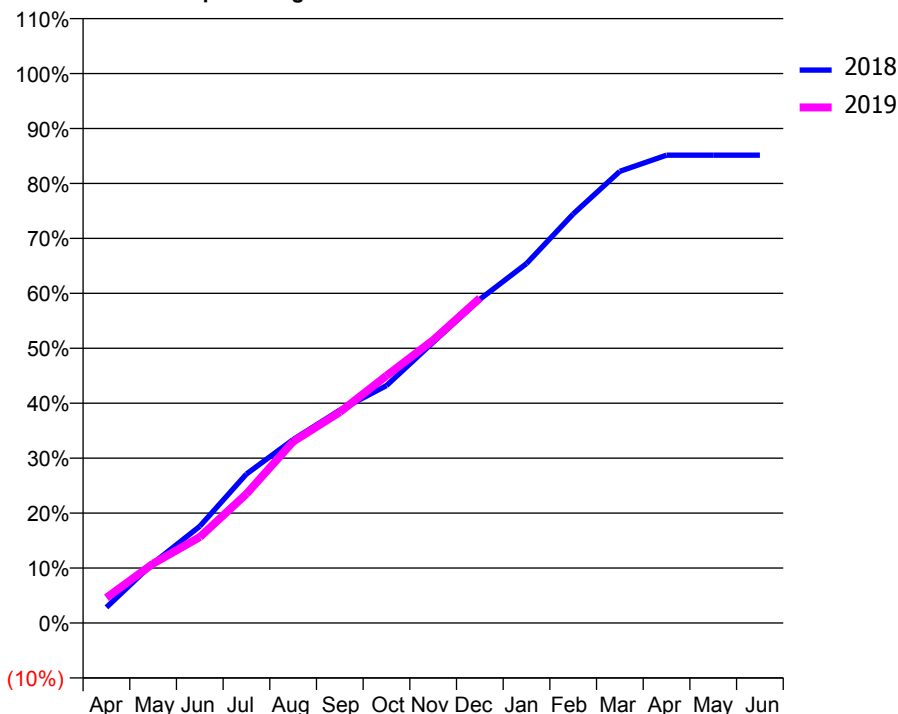
ACCESS*

Patients seen in 24 months	Total	Change since previous quarter
Quarter ending December 2017	14,880	
Quarter ending March 2018	14,821	→
Quarter ending June 2018	14,631	↓
Quarter ending September 2018	14,524	→
Quarter ending December 2018	14,321	↓
Variance since December 2017	(3.8%)	↓



ACTIVITY

Cumulative percentage of contracted UDA delivered 2018 & 2019



Month	Adjusted Scheduled Activity (UDA)	
	2018	2019
April	1,297	2,093
May	4,951	4,924
June	8,012	7,119
July	12,336	10,698
August	15,192	15,024
September	17,627	17,465
October	19,664	20,480
November	23,249	23,424
December	26,804	26,900
January	29,757	
February	33,867	
March	37,402	
April	38,738	
May	38,738	
June	38,741	

QUALITY

	Quantity	Base Number	Contract	AT	Region	England
% of FP17s for the same patient ID Re-attending within 3 months - Children	203	3,431	5.9%	9.6%	11.3%	11.8%
% of FP17s for the same patient ID Re-attending within 3 months - Adults	966	8,852	10.9%	13.9%	15.3%	15.6%
% of FP17s for the same patient ID Re-attending between 3 & 9 months - Children	1,721	3,431	50.2%	61.7%	61.1%	58.8%
% of FP17s for the same patient ID Re-attending between 3 & 9 months - Adults	3,926	8,852	44.4%	53.0%	52.4%	51.0%
% of FP17s for Band 1 Urgent Courses	1,363	11,731	11.6%	9.8%	9.5%	9.0%
% of FP17s Relating to Free Repair or Replacements	24	11,731	0.2%	0.6%	0.7%	0.8%
% of FP17s Relating to Continuations	138	11,731	1.2%	0.9%	0.8%	0.9%
% of Patients satisfied with the dentistry they have received	3	3	N/A	93.0%	93.1%	93.2%
% of Patients satisfied with the time they had to wait for an appointment	3	3	N/A	88.0%	87.8%	88.3%

* This is based on patients treated on this contract for their most recent course of treatment. Figures in italics indicate the base number of FP17s or Patient Questionnaire responses are less than 100. N/A is shown where the base number of responses is less than 10 during the period. % is calculated as Quantity/Base number*100

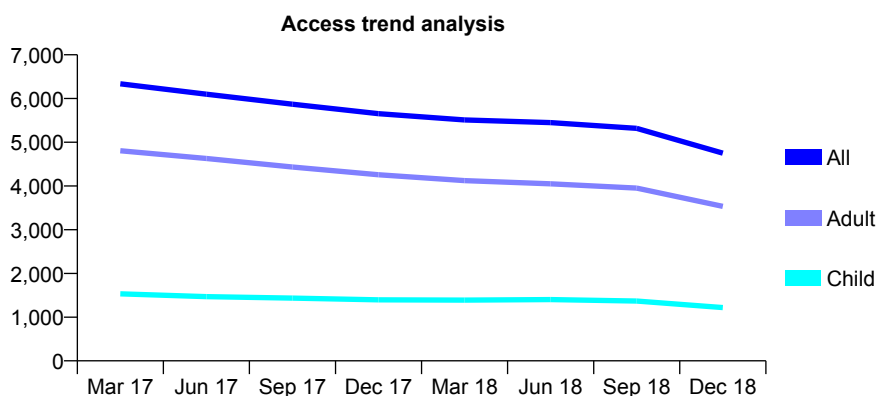
Q70 - Vital Signs At a Glance Contract Report for 101435/0079 - December 2018

Name or company name	IDH Limited
Contract type name	GDS Contract
Purpose of contract	General
Contract start date	02/01/2008
Contract end date	30/11/2018

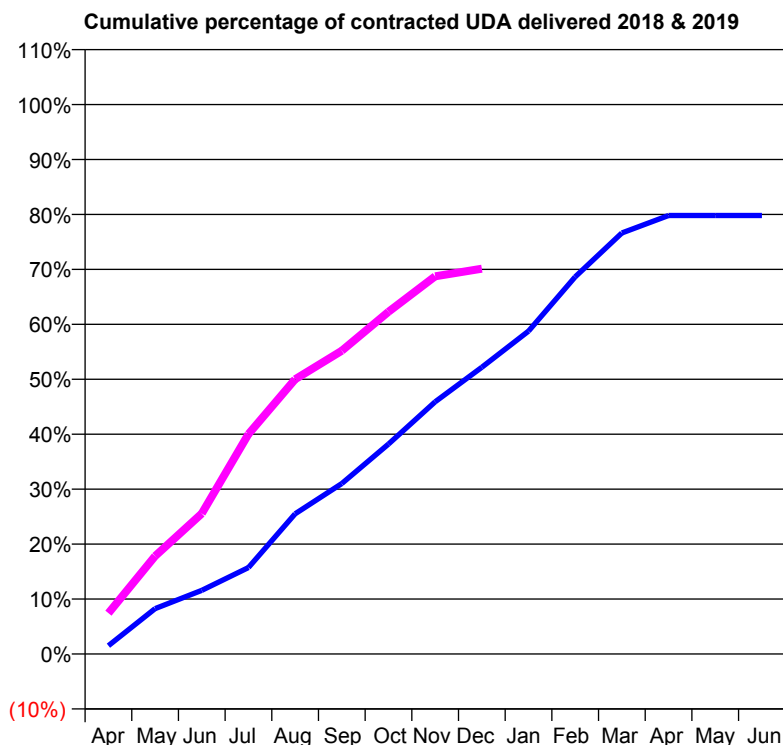
18/19 Contracted general activity (UDA)	11,333
Carry forward general activity (UDA)	0
18/19 Contracted orthodontic activity (UOA)	0
Carry forward orthodontic activity (UOA)	0
Baseline contract value	£280,410.18

ACCESS*

Patients seen in 24 months	Total	Change since previous quarter
Quarter ending December 2017	5,653	
Quarter ending March 2018	5,511	↓
Quarter ending June 2018	5,448	↓
Quarter ending September 2018	5,319	↓
Quarter ending December 2018	4,752	↓
Variance since December 2017	(15.9%)	↓



ACTIVITY



Adjusted Scheduled Activity (UDA)		
Month	2018	2019
April	259	843
May	1,403	2,021
June	1,969	2,898
July	2,676	4,535
August	4,337	5,668
September	5,275	6,256
October	6,497	7,060
November	7,801	7,790
December	8,873	7,946
January	9,988	
February	11,670	
March	13,025	
April	13,567	
May	13,567	
June	13,567	

QUALITY

	Quantity	Base Number	Contract	AT	Region	England
% of FP17s for the same patient ID Re-attending within 3 months - Children	66	1,175	5.6%	9.6%	11.3%	11.8%
% of FP17s for the same patient ID Re-attending within 3 months - Adults	399	3,202	12.5%	13.9%	15.3%	15.6%
% of FP17s for the same patient ID Re-attending between 3 & 9 months - Children	705	1,175	60.0%	61.7%	61.1%	58.8%
% of FP17s for the same patient ID Re-attending between 3 & 9 months - Adults	1,840	3,202	57.5%	53.0%	52.4%	51.0%
% of FP17s for Band 1 Urgent Courses	391	4,144	9.4%	9.8%	9.5%	9.0%
% of FP17s Relating to Free Repair or Replacements	39	4,144	0.9%	0.6%	0.7%	0.8%
% of FP17s Relating to Continuations	40	4,144	1.0%	0.9%	0.8%	0.9%
% of Patients satisfied with the dentistry they have received	2	2	N/A	93.0%	93.1%	93.2%
% of Patients satisfied with the time they had to wait for an appointment	2	2	N/A	88.0%	87.8%	88.3%

* This is based on patients treated on this contract for their most recent course of treatment. Figures in italics indicate the base number of FP17s or Patient Questionnaire responses are less than 100. N/A is shown where the base number of responses is less than 10 during the period. % is calculated as Quantity/Base number*100

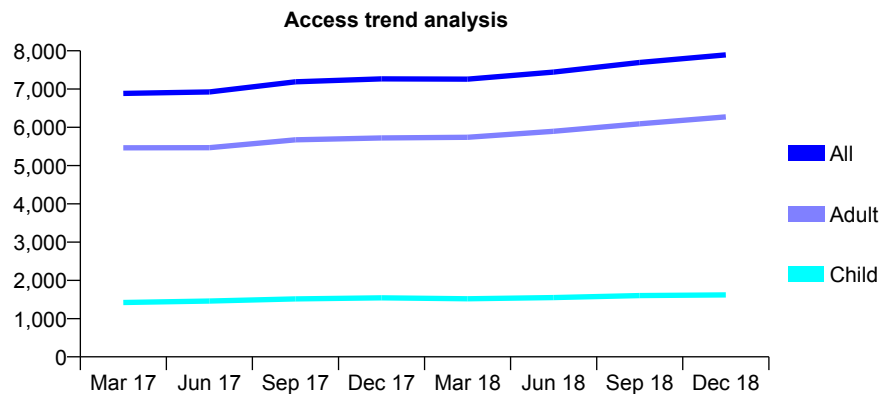
Q70 - Vital Signs At a Glance Contract Report for 101435/0092 - December 2018

Name or company name	IDH Limited
Contract type name	GDS Contract
Purpose of contract	General
Contract start date	01/04/2008
Contract end date	

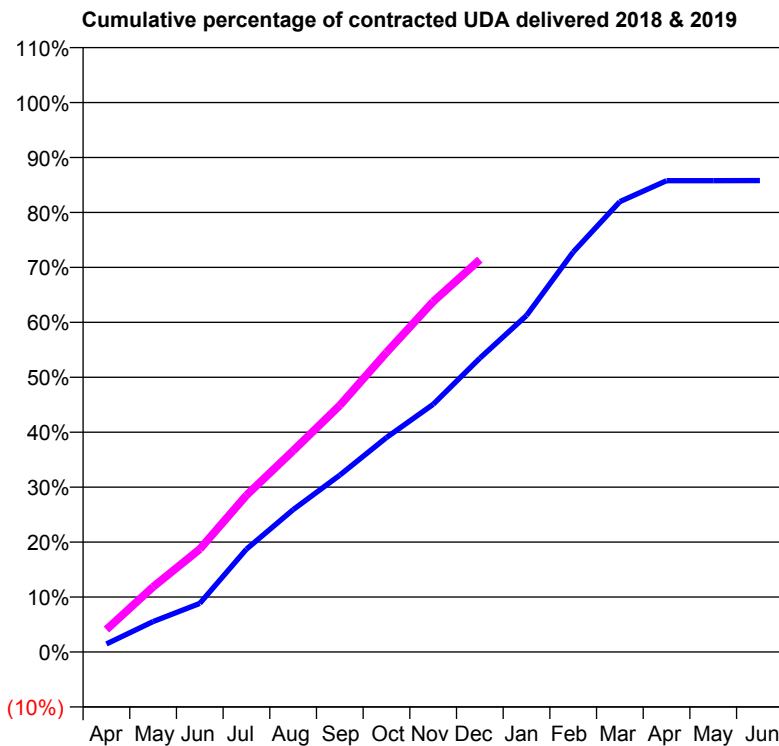
18/19 Contracted general activity (UDA)	22,500
Carry forward general activity (UDA)	0
18/19 Contracted orthodontic activity (UOA)	0
Carry forward orthodontic activity (UOA)	0
Baseline contract value	£553,961.03

ACCESS*

Patients seen in 24 months	Total	Change since previous quarter
Quarter ending December 2017	7,267	
Quarter ending March 2018	7,260	→
Quarter ending June 2018	7,444	↑
Quarter ending September 2018	7,696	↑
Quarter ending December 2018	7,893	↑
Variance since December 2017	8.6%	↑



ACTIVITY



Month	Adjusted Scheduled Activity (UDA)	
	2018	2019
April	329	921
May	1,250	2,670
June	1,989	4,210
July	4,210	6,416
August	5,829	8,242
September	7,242	10,096
October	8,780	12,268
November	10,143	14,348
December	12,031	16,067
January	13,779	
February	16,379	
March	18,440	
April	19,296	
May	19,296	
June	19,303	

QUALITY

	Quantity	Base Number	Contract	AT	Region	England
% of FP17s for the same patient ID Re-attending within 3 months - Children	63	1,867	3.4%	9.6%	11.3%	11.8%
% of FP17s for the same patient ID Re-attending within 3 months - Adults	648	6,818	9.5%	13.9%	15.3%	15.6%
% of FP17s for the same patient ID Re-attending between 3 & 9 months - Children	1,204	1,867	64.5%	61.7%	61.1%	58.8%
% of FP17s for the same patient ID Re-attending between 3 & 9 months - Adults	3,227	6,818	47.3%	53.0%	52.4%	51.0%
% of FP17s for Band 1 Urgent Courses	667	8,301	8.0%	9.8%	9.5%	9.0%
% of FP17s Relating to Free Repair or Replacements	54	8,301	0.7%	0.6%	0.7%	0.8%
% of FP17s Relating to Continuations	59	8,301	0.7%	0.9%	0.8%	0.9%
% of Patients satisfied with the dentistry they have received	4	4	N/A	93.0%	93.1%	93.2%
% of Patients satisfied with the time they had to wait for an appointment	4	4	N/A	88.0%	87.8%	88.3%

* This is based on patients treated on this contract for their most recent course of treatment. Figures in italics indicate the base number of FP17s or Patient Questionnaire responses are less than 100. N/A is shown where the base number of responses is less than 10 during the period. % is calculated as Quantity/Base number*100

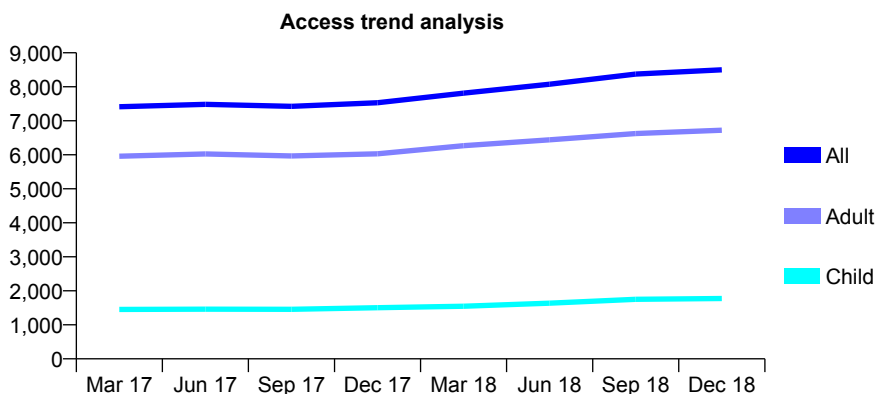
Q70 - Vital Signs At a Glance Contract Report for 101435/0094 - December 2018

Name or company name	IDH Limited
Contract type name	GDS Contract
Purpose of contract	General
Contract start date	01/06/2008
Contract end date	

18/19 Contracted general activity (UDA)	20,873
Carry forward general activity (UDA)	0
18/19 Contracted orthodontic activity (UOA)	0
Carry forward orthodontic activity (UOA)	0
Baseline contract value	£485,466.72

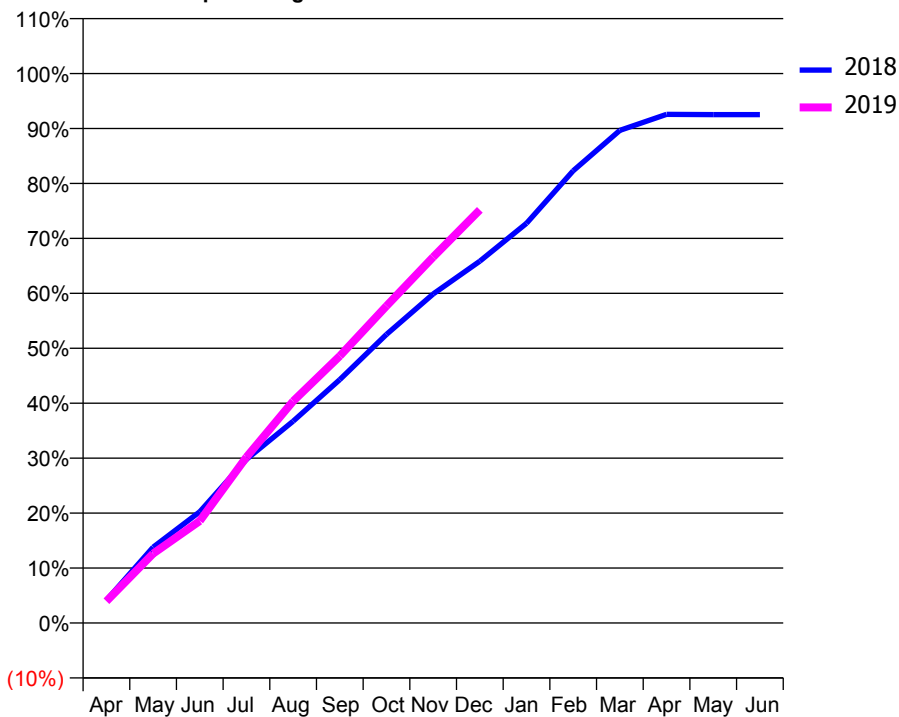
ACCESS*

Patients seen in 24 months	Total	Change since previous quarter
Quarter ending December 2017	7,533	
Quarter ending March 2018	7,815	↑
Quarter ending June 2018	8,076	↑
Quarter ending September 2018	8,375	↑
Quarter ending December 2018	8,499	→
Variance since December 2017	12.8%	↑



ACTIVITY

Cumulative percentage of contracted UDA delivered 2018 & 2019



Month	Adjusted Scheduled Activity (UDA)	
	2018	2019
April	866	829
May	2,882	2,634
June	4,228	3,875
July	6,217	6,302
August	7,665	8,424
September	9,245	10,145
October	10,965	12,041
November	12,498	13,903
December	13,743	15,694
January	15,184	
February	17,181	
March	18,713	
April	19,323	
May	19,313	
June	19,312	

QUALITY

	Quantity	Base Number	Contract	AT	Region	England
% of FP17s for the same patient ID Re-attending within 3 months - Children	91	1,806	5.0%	9.6%	11.3%	11.8%
% of FP17s for the same patient ID Re-attending within 3 months - Adults	967	6,889	14.0%	13.9%	15.3%	15.6%
% of FP17s for the same patient ID Re-attending between 3 & 9 months - Children	1,001	1,806	55.4%	61.7%	61.1%	58.8%
% of FP17s for the same patient ID Re-attending between 3 & 9 months - Adults	3,412	6,889	49.5%	53.0%	52.4%	51.0%
% of FP17s for Band 1 Urgent Courses	1,174	8,352	14.1%	9.8%	9.5%	9.0%
% of FP17s Relating to Free Repair or Replacements	41	8,352	0.5%	0.6%	0.7%	0.8%
% of FP17s Relating to Continuations	54	8,352	0.6%	0.9%	0.8%	0.9%
% of Patients satisfied with the dentistry they have received	3	3	N/A	93.0%	93.1%	93.2%
% of Patients satisfied with the time they had to wait for an appointment	2	3	N/A	88.0%	87.8%	88.3%

* This is based on patients treated on this contract for their most recent course of treatment. Figures in italics indicate the base number of FP17s or Patient Questionnaire responses are less than 100. N/A is shown where the base number of responses is less than 10 during the period. % is calculated as Quantity/Base number*100

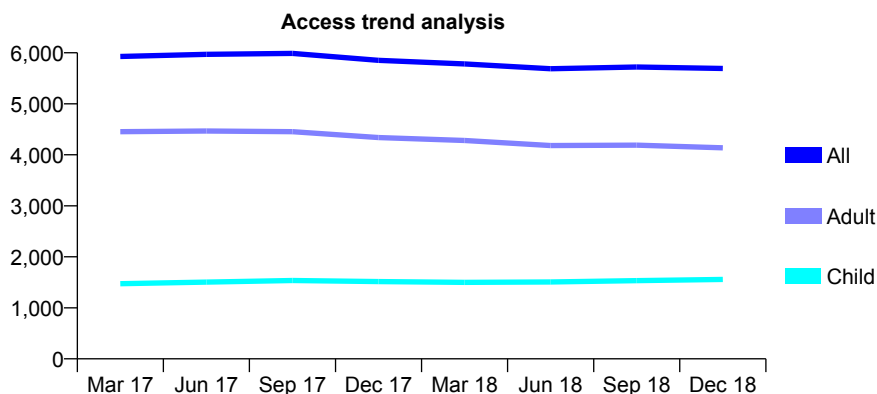
Q70 - Vital Signs At a Glance Contract Report for 101435/0104 - December 2018

Name or company name	IDH Limited
Contract type name	GDS Contract
Purpose of contract	General
Contract start date	01/08/2008
Contract end date	

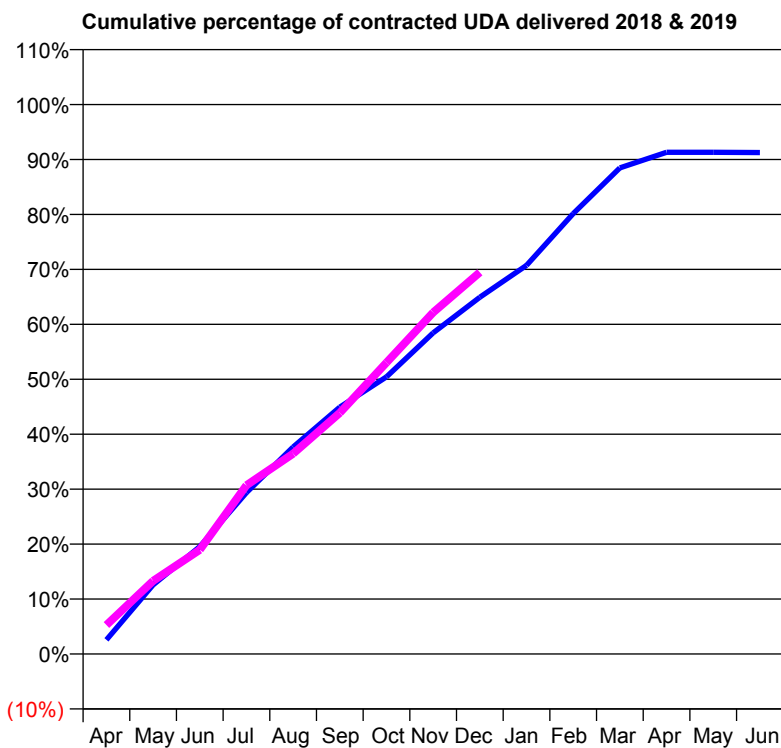
18/19 Contracted general activity (UDA)	18,500
Carry forward general activity (UDA)	0
18/19 Contracted orthodontic activity (UOA)	0
Carry forward orthodontic activity (UOA)	0
Baseline contract value	£462,367.96

ACCESS*

Patients seen in 24 months	Total	Change since previous quarter
Quarter ending December 2017	5,853	
Quarter ending March 2018	5,782	↓
Quarter ending June 2018	5,688	↓
Quarter ending September 2018	5,722	→
Quarter ending December 2018	5,694	→
Variance since December 2017	(2.7%)	↓



ACTIVITY



Month	Adjusted Scheduled Activity (UDA)	
	2018	2019
April	478	977
May	2,328	2,461
June	3,617	3,506
July	5,435	5,680
August	6,971	6,745
September	8,313	8,118
October	9,332	9,812
November	10,813	11,501
December	12,010	12,852
January	13,084	
February	14,824	
March	16,365	
April	16,891	
May	16,892	
June	16,883	

QUALITY

	Quantity	Base Number	Contract	AT	Region	England
% of FP17s for the same patient ID Re-attending within 3 months - Children	91	1,853	4.9%	9.6%	11.3%	11.8%
% of FP17s for the same patient ID Re-attending within 3 months - Adults	385	4,109	9.4%	13.9%	15.3%	15.6%
% of FP17s for the same patient ID Re-attending between 3 & 9 months - Children	1,146	1,853	61.8%	61.7%	61.1%	58.8%
% of FP17s for the same patient ID Re-attending between 3 & 9 months - Adults	2,264	4,109	55.1%	53.0%	52.4%	51.0%
% of FP17s for Band 1 Urgent Courses	279	5,721	4.9%	9.8%	9.5%	9.0%
% of FP17s Relating to Free Repair or Replacements	38	5,721	0.7%	0.6%	0.7%	0.8%
% of FP17s Relating to Continuations	65	5,721	1.1%	0.9%	0.8%	0.9%
% of Patients satisfied with the dentistry they have received	0	0	N/A	93.0%	93.1%	93.2%
% of Patients satisfied with the time they had to wait for an appointment	0	0	N/A	88.0%	87.8%	88.3%

* This is based on patients treated on this contract for their most recent course of treatment. Figures in italics indicate the base number of FP17s or Patient Questionnaire responses are less than 100. N/A is shown where the base number of responses is less than 10 during the period. % is calculated as Quantity/Base number*100

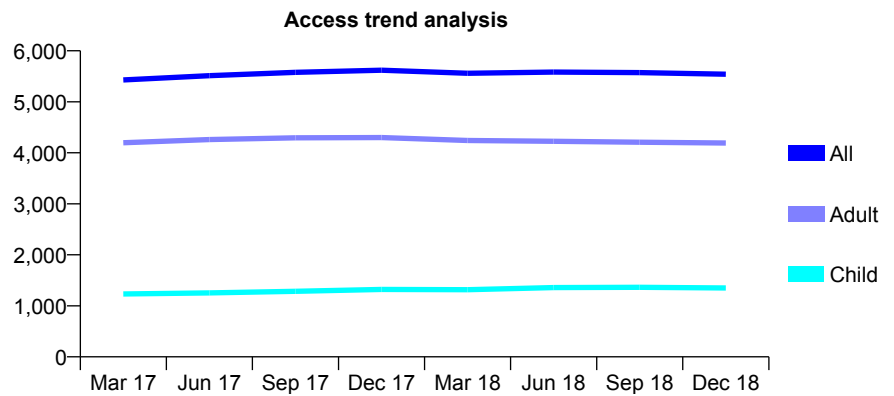
Q70 - Vital Signs At a Glance Contract Report for 101435/0105 - December 2018

Name or company name	IDH Limited
Contract type name	GDS Contract
Purpose of contract	General
Contract start date	01/08/2008
Contract end date	

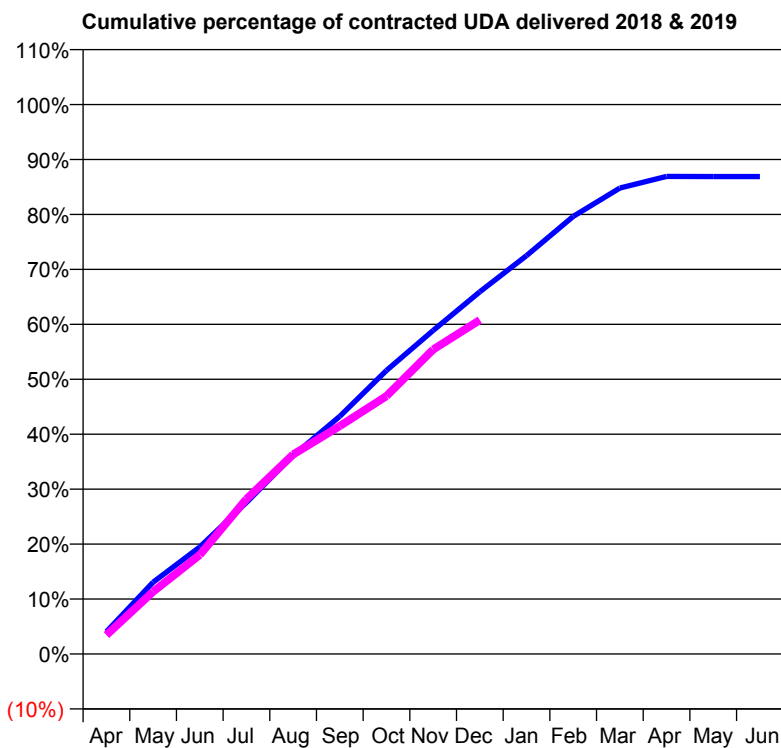
18/19 Contracted general activity (UDA)	13,500
Carry forward general activity (UDA)	0
18/19 Contracted orthodontic activity (UOA)	0
Carry forward orthodontic activity (UOA)	0
Baseline contract value	£332,257.28

ACCESS*

Patients seen in 24 months	Total	Change since previous quarter
Quarter ending December 2017	5,620	
Quarter ending March 2018	5,559	↓
Quarter ending June 2018	5,584	→
Quarter ending September 2018	5,572	→
Quarter ending December 2018	5,542	→
Variance since December 2017	(1.4%)	↓



ACTIVITY



Adjusted Scheduled Activity (UDA)		
Month	2018	2019
April	548	468
May	1,765	1,532
June	2,628	2,436
July	3,724	3,808
August	4,876	4,904
September	5,840	5,602
October	6,966	6,336
November	7,951	7,479
December	8,899	8,205
January	9,788	
February	10,751	
March	11,449	
April	11,732	
May	11,730	
June	11,730	

QUALITY

	Quantity	Base Number	Contract	AT	Region	England
% of FP17s for the same patient ID Re-attending within 3 months - Children	62	1,428	4.3%	9.6%	11.3%	11.8%
% of FP17s for the same patient ID Re-attending within 3 months - Adults	379	4,041	9.4%	13.9%	15.3%	15.6%
% of FP17s for the same patient ID Re-attending between 3 & 9 months - Children	786	1,428	55.0%	61.7%	61.1%	58.8%
% of FP17s for the same patient ID Re-attending between 3 & 9 months - Adults	2,397	4,041	59.3%	53.0%	52.4%	51.0%
% of FP17s for Band 1 Urgent Courses	359	5,324	6.7%	9.8%	9.5%	9.0%
% of FP17s Relating to Free Repair or Replacements	26	5,324	0.5%	0.6%	0.7%	0.8%
% of FP17s Relating to Continuations	35	5,324	0.7%	0.9%	0.8%	0.9%
% of Patients satisfied with the dentistry they have received	2	2	N/A	93.0%	93.1%	93.2%
% of Patients satisfied with the time they had to wait for an appointment	2	2	N/A	88.0%	87.8%	88.3%

* This is based on patients treated on this contract for their most recent course of treatment. Figures in italics indicate the base number of FP17s or Patient Questionnaire responses are less than 100. N/A is shown where the base number of responses is less than 10 during the period. % is calculated as Quantity/Base number*100

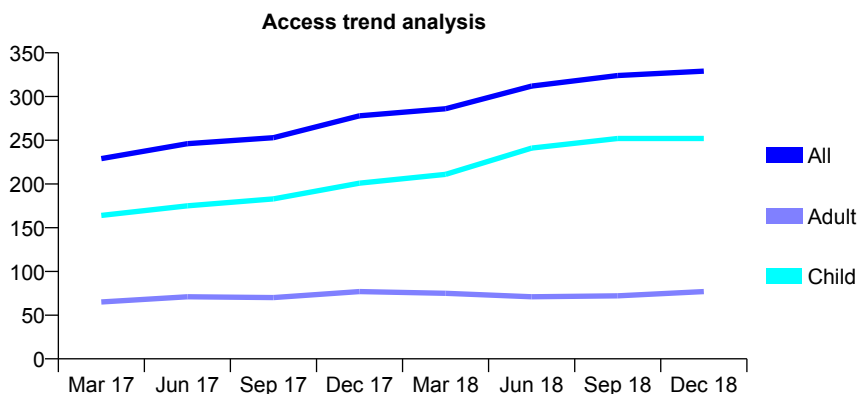
Q70 - Vital Signs At a Glance Contract Report for 101680/0001 - December 2018

Name or company name	Mrs S Robinson
Contract type name	GDS Contract
Purpose of contract	General
Contract start date	01/09/2012
Contract end date	

18/19 Contracted general activity (UDA)	600
Carry forward general activity (UDA)	0
18/19 Contracted orthodontic activity (UOA)	0
Carry forward orthodontic activity (UOA)	0
Baseline contract value	£13,349.31

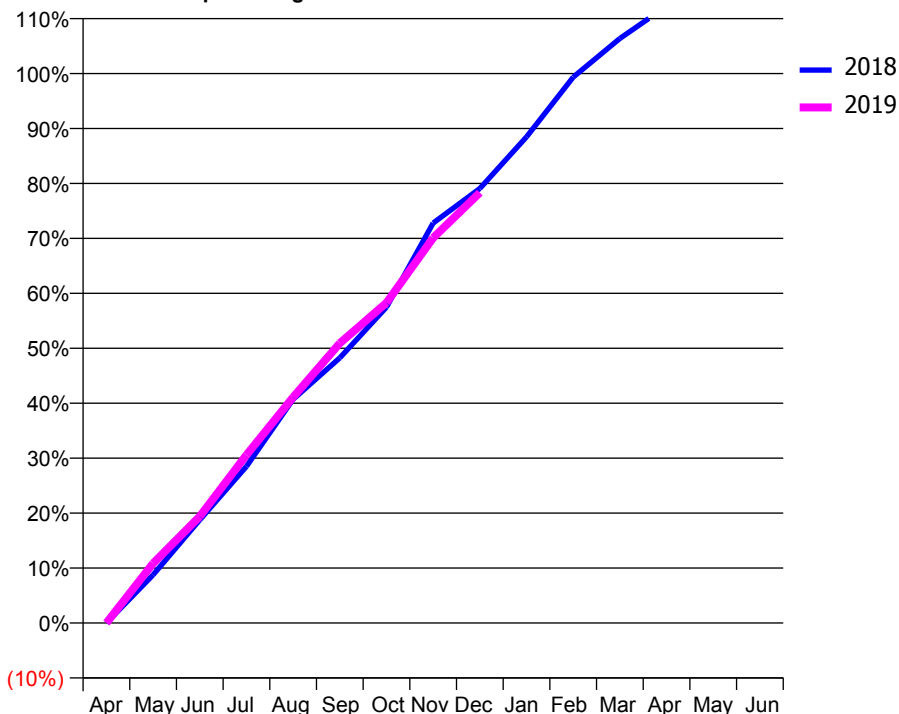
ACCESS*

Patients seen in 24 months	Total	Change since previous quarter
Quarter ending December 2017	278	
Quarter ending March 2018	286	↑
Quarter ending June 2018	312	↑
Quarter ending September 2018	324	↑
Quarter ending December 2018	329	→
Variance since December 2017	18.3%	↑



ACTIVITY

Cumulative percentage of contracted UDA delivered 2018 & 2019



Month	Adjusted Scheduled Activity (UDA)	
	2018	2019
April	0	0
May	53	65
June	113	116
July	171	184
August	244	247
September	290	306
October	345	350
November	437	421
December	474	470
January	531	
February	596	
March	638	
April	673	
May	682	
June	682	

QUALITY

	Quantity	Base Number	Contract	AT	Region	England
% of FP17s for the same patient ID Re-attending within 3 months - Children	21	318	6.6%	9.6%	11.3%	11.8%
% of FP17s for the same patient ID Re-attending within 3 months - Adults	5	61	8.2%	13.9%	15.3%	15.6%
% of FP17s for the same patient ID Re-attending between 3 & 9 months - Children	185	318	58.2%	61.7%	61.1%	58.8%
% of FP17s for the same patient ID Re-attending between 3 & 9 months - Adults	41	61	67.2%	53.0%	52.4%	51.0%
% of FP17s for Band 1 Urgent Courses	15	345	4.3%	9.8%	9.5%	9.0%
% of FP17s Relating to Free Repair or Replacements	0	345	0.0%	0.6%	0.7%	0.8%
% of FP17s Relating to Continuations	0	345	0.0%	0.9%	0.8%	0.9%
% of Patients satisfied with the dentistry they have received	1	1	N/A	93.0%	93.1%	93.2%
% of Patients satisfied with the time they had to wait for an appointment	1	1	N/A	88.0%	87.8%	88.3%

* This is based on patients treated on this contract for their most recent course of treatment. Figures in italics indicate the base number of FP17s or Patient Questionnaire responses are less than 100. N/A is shown where the base number of responses is less than 10 during the period. % is calculated as Quantity/Base number*100

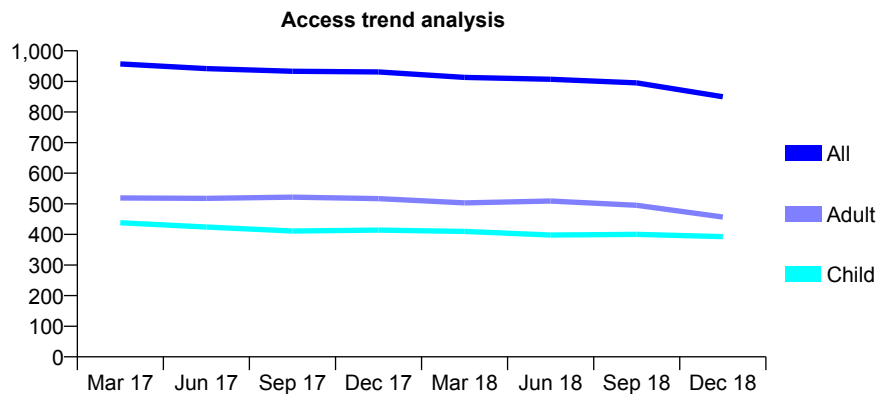
Q70 - Vital Signs At a Glance Contract Report for 101923/0001 - December 2018

Name or company name	Bounty Road Dental Practice Partnership
Contract type name	GDS Contract
Purpose of contract	General
Contract start date	01/04/2009
Contract end date	

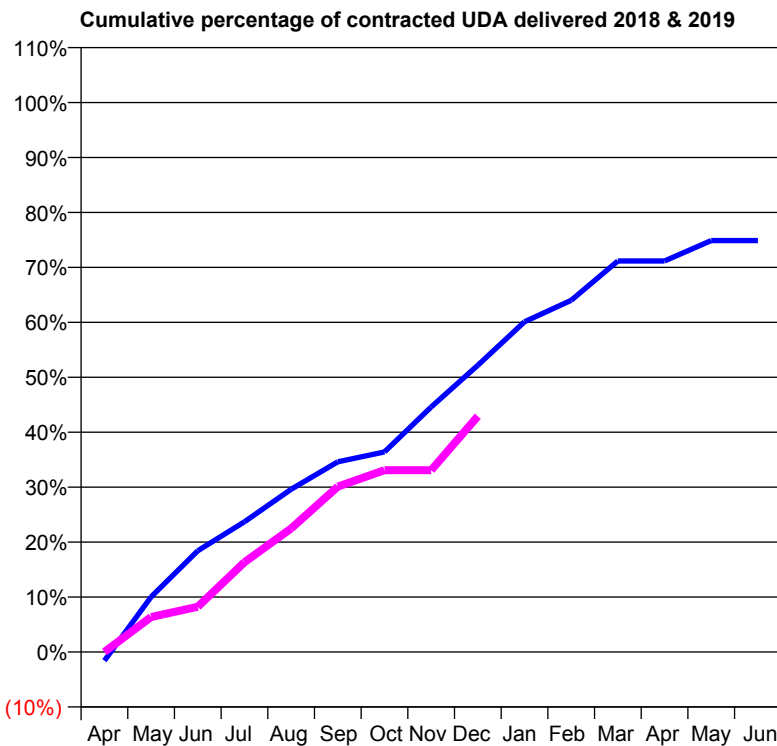
18/19 Contracted general activity (UDA)	3,000
Carry forward general activity (UDA)	0
18/19 Contracted orthodontic activity (UOA)	0
Carry forward orthodontic activity (UOA)	0
Baseline contract value	£66,924.41

ACCESS*

Patients seen in 24 months	Total	Change since previous quarter
Quarter ending December 2017	931	
Quarter ending March 2018	913	↓
Quarter ending June 2018	907	→
Quarter ending September 2018	895	↓
Quarter ending December 2018	850	↓
Variance since December 2017	(8.7%)	↓



ACTIVITY



Month	Adjusted Scheduled Activity (UDA)	
	2018	2019
April	-48	0
May	301	191
June	553	247
July	711	490
August	888	674
September	1,038	903
October	1,093	993
November	1,338	993
December	1,566	1,287
January	1,803	
February	1,920	
March	2,135	
April	2,135	
May	2,246	
June	2,246	

QUALITY

	Quantity	Base Number	Contract	AT	Region	England
% of FP17s for the same patient ID Re-attending within 3 months - Children	28	439	6.4%	9.6%	11.3%	11.8%
% of FP17s for the same patient ID Re-attending within 3 months - Adults	54	417	12.9%	13.9%	15.3%	15.6%
% of FP17s for the same patient ID Re-attending between 3 & 9 months - Children	295	439	67.2%	61.7%	61.1%	58.8%
% of FP17s for the same patient ID Re-attending between 3 & 9 months - Adults	239	417	57.3%	53.0%	52.4%	51.0%
% of FP17s for Band 1 Urgent Courses	68	789	8.6%	9.8%	9.5%	9.0%
% of FP17s Relating to Free Repair or Replacements	4	789	0.5%	0.6%	0.7%	0.8%
% of FP17s Relating to Continuations	10	789	1.3%	0.9%	0.8%	0.9%
% of Patients satisfied with the dentistry they have received	0	0	N/A	93.0%	93.1%	93.2%
% of Patients satisfied with the time they had to wait for an appointment	0	0	N/A	88.0%	87.8%	88.3%

* This is based on patients treated on this contract for their most recent course of treatment. Figures in italics indicate the base number of FP17s or Patient Questionnaire responses are less than 100. N/A is shown where the base number of responses is less than 10 during the period. % is calculated as Quantity/Base number*100

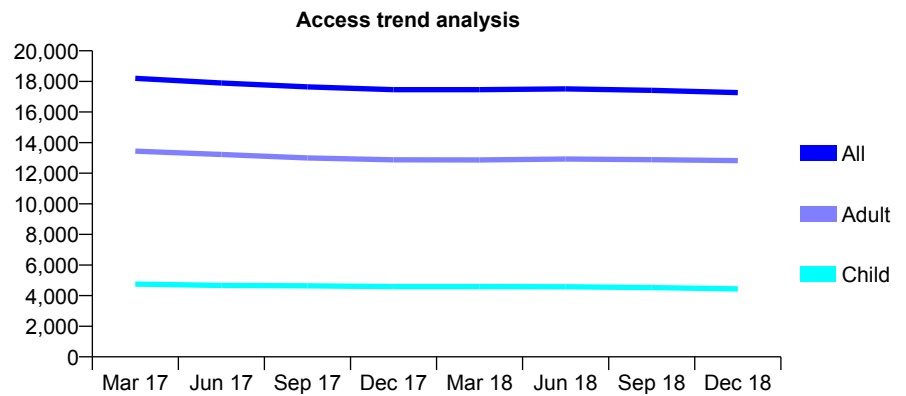
Q70 - Vital Signs At a Glance Contract Report for 102482/0001 - December 2018

Name or company name	Marfield Saint James Partnership
Contract type name	GDS Contract
Purpose of contract	General
Contract start date	01/04/2011
Contract end date	

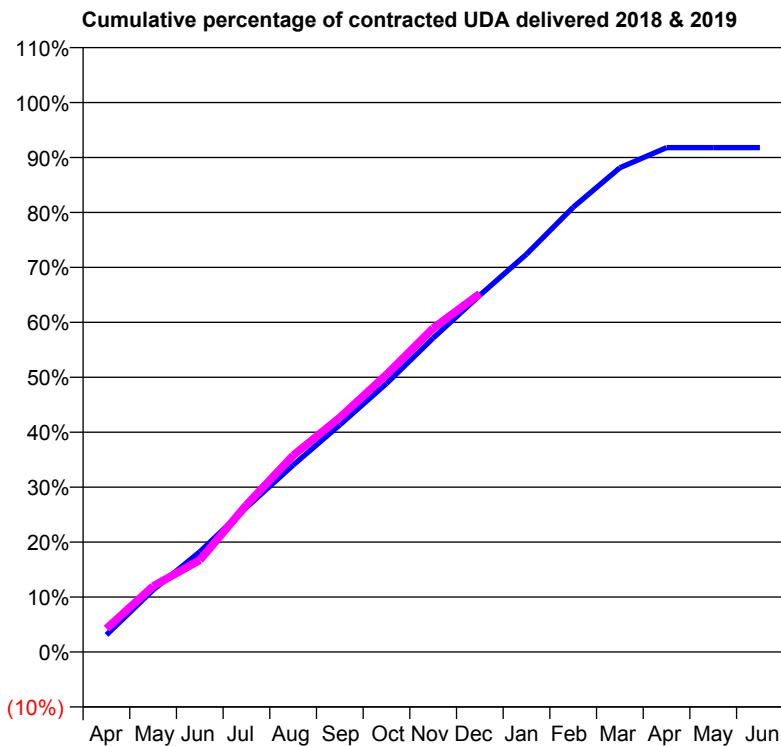
18/19 Contracted general activity (UDA)	45,758
Carry forward general activity (UDA)	0
18/19 Contracted orthodontic activity (UOA)	0
Carry forward orthodontic activity (UOA)	0
Baseline contract value	£1,515,500.80

ACCESS*

Patients seen in 24 months	Total	Change since previous quarter
Quarter ending December 2017	17,464	
Quarter ending March 2018	17,458	→
Quarter ending June 2018	17,508	→
Quarter ending September 2018	17,415	→
Quarter ending December 2018	17,268	→
Variance since December 2017	(1.1%)	↓



ACTIVITY



Month	Adjusted Scheduled Activity (UDA)	
	2018	2019
April	1,432	1,947
May	5,172	5,481
June	8,347	7,654
July	12,039	12,256
August	15,566	16,371
September	18,913	19,532
October	22,358	23,103
November	26,145	26,966
December	29,711	29,843
January	33,132	
February	37,042	
March	40,328	
April	42,001	
May	41,998	
June	42,000	

QUALITY

	Quantity	Base Number	Contract	AT	Region	England
% of FP17s for the same patient ID Re-attending within 3 months - Children	312	5,455	5.7%	9.6%	11.3%	11.8%
% of FP17s for the same patient ID Re-attending within 3 months - Adults	1,439	14,252	10.1%	13.9%	15.3%	15.6%
% of FP17s for the same patient ID Re-attending between 3 & 9 months - Children	3,885	5,455	71.2%	61.7%	61.1%	58.8%
% of FP17s for the same patient ID Re-attending between 3 & 9 months - Adults	9,598	14,252	67.3%	53.0%	52.4%	51.0%
% of FP17s for Band 1 Urgent Courses	1,181	18,738	6.3%	9.8%	9.5%	9.0%
% of FP17s Relating to Free Repair or Replacements	80	18,738	0.4%	0.6%	0.7%	0.8%
% of FP17s Relating to Continuations	44	18,738	0.2%	0.9%	0.8%	0.9%
% of Patients satisfied with the dentistry they have received	3	3	N/A	93.0%	93.1%	93.2%
% of Patients satisfied with the time they had to wait for an appointment	2	3	N/A	88.0%	87.8%	88.3%

* This is based on patients treated on this contract for their most recent course of treatment. Figures in italics indicate the base number of FP17s or Patient Questionnaire responses are less than 100. N/A is shown where the base number of responses is less than 10 during the period. % is calculated as Quantity/Base number*100

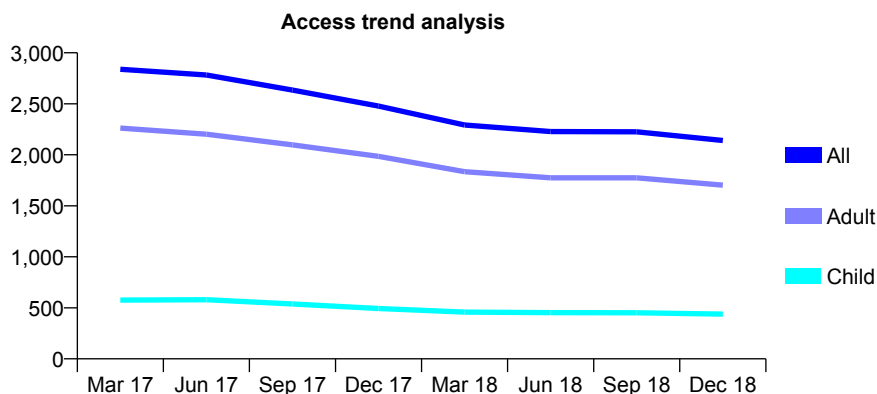
Q70 - Vital Signs At a Glance Contract Report for 102571/0001 - December 2018

Name or company name	Dr R Mihoc
Contract type name	GDS Contract
Purpose of contract	General
Contract start date	01/07/2010
Contract end date	

18/19 Contracted general activity (UDA)	6,421
Carry forward general activity (UDA)	0
18/19 Contracted orthodontic activity (UOA)	0
Carry forward orthodontic activity (UOA)	0
Baseline contract value	£140,641.54

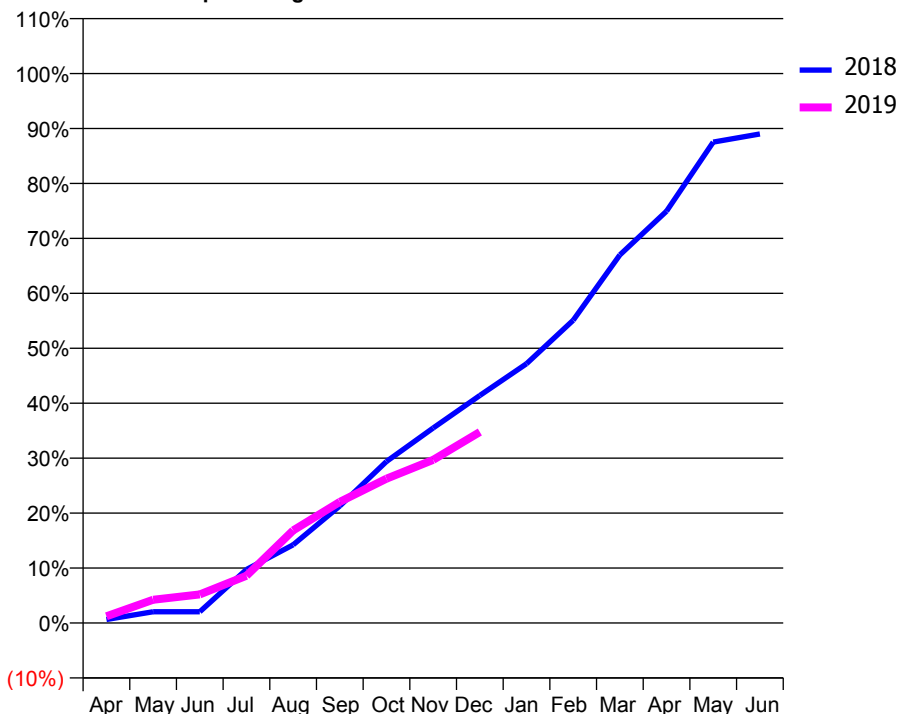
ACCESS*

Patients seen in 24 months	Total	Change since previous quarter
Quarter ending December 2017	2,478	
Quarter ending March 2018	2,292	↓
Quarter ending June 2018	2,228	↓
Quarter ending September 2018	2,225	→
Quarter ending December 2018	2,141	↓
Variance since December 2017	(13.6%)	↓



ACTIVITY

Cumulative percentage of contracted UDA delivered 2018 & 2019



Month	Adjusted Scheduled Activity (UDA)	
	2018	2019
April	42	79
May	132	272
June	132	334
July	625	553
August	914	1,082
September	1,367	1,416
October	1,887	1,687
November	2,278	1,907
December	2,659	2,232
January	3,029	
February	3,537	
March	4,301	
April	4,812	
May	5,619	
June	5,715	

QUALITY

	Quantity	Base Number	Contract	AT	Region	England
% of FP17s for the same patient ID Re-attending within 3 months - Children	8	304	2.6%	9.6%	11.3%	11.8%
% of FP17s for the same patient ID Re-attending within 3 months - Adults	63	1,241	5.1%	13.9%	15.3%	15.6%
% of FP17s for the same patient ID Re-attending between 3 & 9 months - Children	128	304	42.1%	61.7%	61.1%	58.8%
% of FP17s for the same patient ID Re-attending between 3 & 9 months - Adults	611	1,241	49.2%	53.0%	52.4%	51.0%
% of FP17s for Band 1 Urgent Courses	0	1,142	0.0%	9.8%	9.5%	9.0%
% of FP17s Relating to Free Repair or Replacements	5	1,142	0.4%	0.6%	0.7%	0.8%
% of FP17s Relating to Continuations	1	1,142	0.1%	0.9%	0.8%	0.9%
% of Patients satisfied with the dentistry they have received	0	0	N/A	93.0%	93.1%	93.2%
% of Patients satisfied with the time they had to wait for an appointment	0	0	N/A	88.0%	87.8%	88.3%

* This is based on patients treated on this contract for their most recent course of treatment. Figures in italics indicate the base number of FP17s or Patient Questionnaire responses are less than 100. N/A is shown where the base number of responses is less than 10 during the period. % is calculated as Quantity/Base number*100

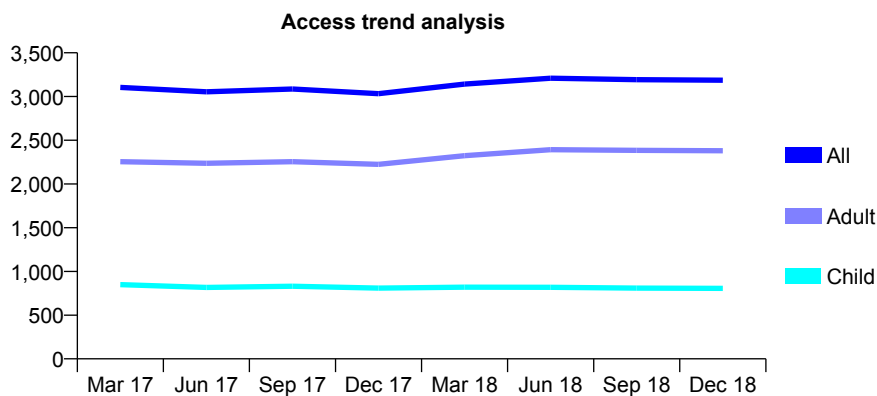
Q70 - Vital Signs At a Glance Contract Report for 102938/0001 - December 2018

Name or company name	Milford Dental Practice Partnership
Contract type name	GDS Contract
Purpose of contract	General and Orthodontic
Contract start date	01/04/2011
Contract end date	

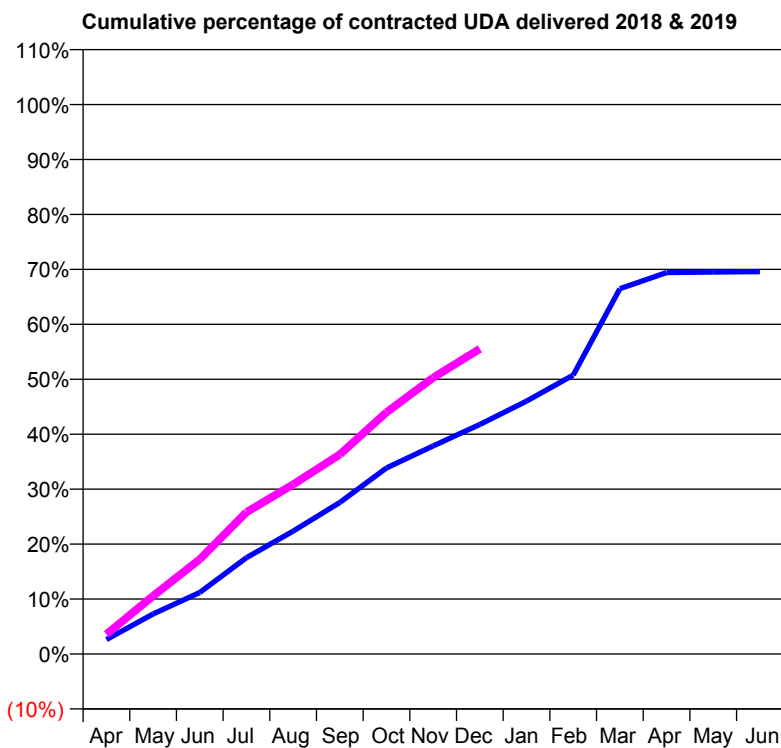
18/19 Contracted general activity (UDA)	10,405
Carry forward general activity (UDA)	0
18/19 Contracted orthodontic activity (UOA)	2,368
Carry forward orthodontic activity (UOA)	0
Baseline contract value	£411,559.27

ACCESS*

Patients seen in 24 months	Total	Change since previous quarter
Quarter ending December 2017	3,033	
Quarter ending March 2018	3,143	↑
Quarter ending June 2018	3,210	↑
Quarter ending September 2018	3,193	→
Quarter ending December 2018	3,186	→
Variance since December 2017	5.0%	↑



ACTIVITY



Month	Adjusted Scheduled Activity (UDA)	
	2018	2019
April	275	374
May	758	1,099
June	1,165	1,794
July	1,824	2,686
August	2,326	3,210
September	2,868	3,777
October	3,525	4,578
November	3,940	5,233
December	4,347	5,778
January	4,789	
February	5,281	
March	6,916	
April	7,223	
May	7,232	
June	7,240	

QUALITY

	Quantity	Base Number	Contract	AT	Region	England
% of FP17s for the same patient ID Re-attending within 3 months - Children	58	1,084	5.4%	9.6%	11.3%	11.8%
% of FP17s for the same patient ID Re-attending within 3 months - Adults	395	2,744	14.4%	13.9%	15.3%	15.6%
% of FP17s for the same patient ID Re-attending between 3 & 9 months - Children	625	1,084	57.7%	61.7%	61.1%	58.8%
% of FP17s for the same patient ID Re-attending between 3 & 9 months - Adults	1,702	2,744	62.0%	53.0%	52.4%	51.0%
% of FP17s for Band 1 Urgent Courses	211	3,349	6.3%	9.8%	9.5%	9.0%
% of FP17s Relating to Free Repair or Replacements	17	3,349	0.5%	0.6%	0.7%	0.8%
% of FP17s Relating to Continuations	14	3,349	0.4%	0.9%	0.8%	0.9%
% of Patients satisfied with the dentistry they have received	0	0	N/A	93.0%	93.1%	93.2%
% of Patients satisfied with the time they had to wait for an appointment	0	0	N/A	88.0%	87.8%	88.3%

* This is based on patients treated on this contract for their most recent course of treatment. Figures in italics indicate the base number of FP17s or Patient Questionnaire responses are less than 100. N/A is shown where the base number of responses is less than 10 during the period. % is calculated as Quantity/Base number*100

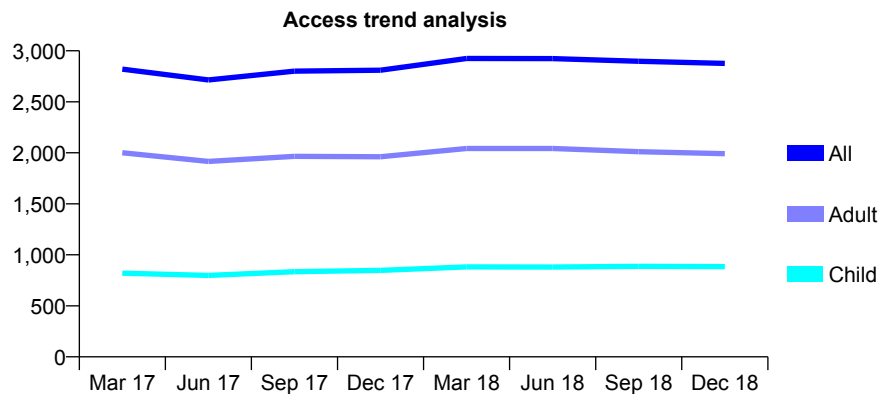
Q70 - Vital Signs At a Glance Contract Report for 103187/0001 - December 2018

Name or company name	Southsea Dental Care Ltd
Contract type name	GDS Contract
Purpose of contract	General
Contract start date	01/07/2008
Contract end date	

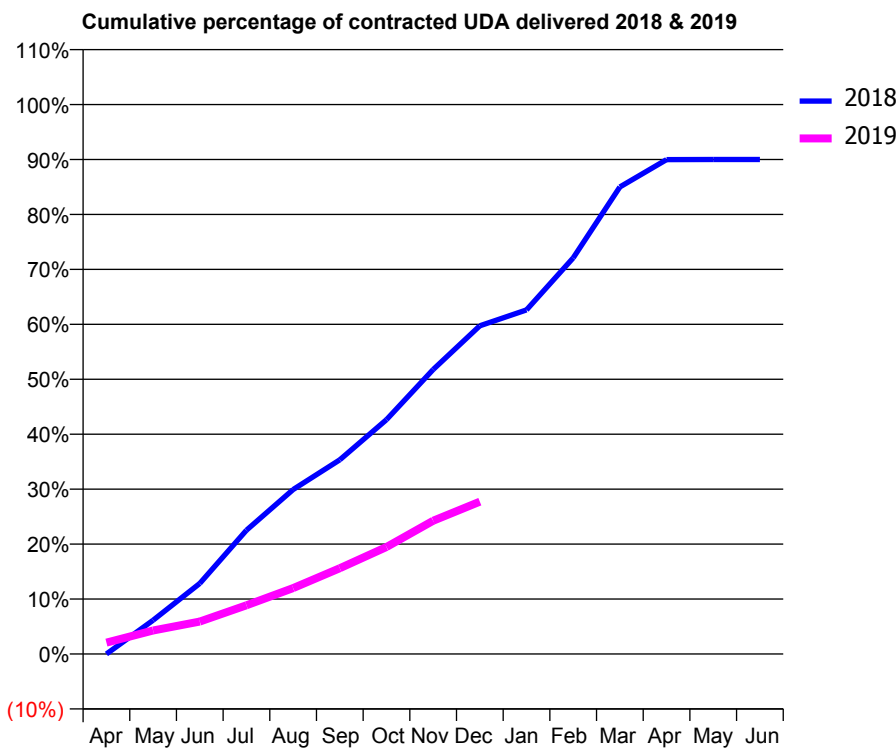
18/19 Contracted general activity (UDA)	13,737
Carry forward general activity (UDA)	0
18/19 Contracted orthodontic activity (UOA)	0
Carry forward orthodontic activity (UOA)	0
Baseline contract value	£332,662.22

ACCESS*

Patients seen in 24 months	Total	Change since previous quarter
Quarter ending December 2017	2,810	
Quarter ending March 2018	2,925	↑
Quarter ending June 2018	2,923	→
Quarter ending September 2018	2,898	→
Quarter ending December 2018	2,876	→
Variance since December 2017	2.3%	↑



ACTIVITY



Month	Adjusted Scheduled Activity (UDA)	
	2018	2019
April	0	286
May	721	589
June	1,507	812
July	2,644	1,218
August	3,513	1,649
September	4,148	2,145
October	5,006	2,676
November	6,077	3,330
December	7,010	3,807
January	7,350	
February	8,460	
March	9,977	
April	10,559	
May	10,564	
June	10,564	

QUALITY

	Quantity	Base Number	Contract	AT	Region	England
% of FP17s for the same patient ID Re-attending within 3 months - Children	57	655	8.7%	9.6%	11.3%	11.8%
% of FP17s for the same patient ID Re-attending within 3 months - Adults	252	1,589	15.9%	13.9%	15.3%	15.6%
% of FP17s for the same patient ID Re-attending between 3 & 9 months - Children	243	655	37.1%	61.7%	61.1%	58.8%
% of FP17s for the same patient ID Re-attending between 3 & 9 months - Adults	619	1,589	39.0%	53.0%	52.4%	51.0%
% of FP17s for Band 1 Urgent Courses	418	2,107	19.8%	9.8%	9.5%	9.0%
% of FP17s Relating to Free Repair or Replacements	11	2,107	0.5%	0.6%	0.7%	0.8%
% of FP17s Relating to Continuations	28	2,107	1.3%	0.9%	0.8%	0.9%
% of Patients satisfied with the dentistry they have received	0	0	N/A	93.0%	93.1%	93.2%
% of Patients satisfied with the time they had to wait for an appointment	0	0	N/A	88.0%	87.8%	88.3%

* This is based on patients treated on this contract for their most recent course of treatment. Figures in italics indicate the base number of FP17s or Patient Questionnaire responses are less than 100. N/A is shown where the base number of responses is less than 10 during the period. % is calculated as Quantity/Base number*100

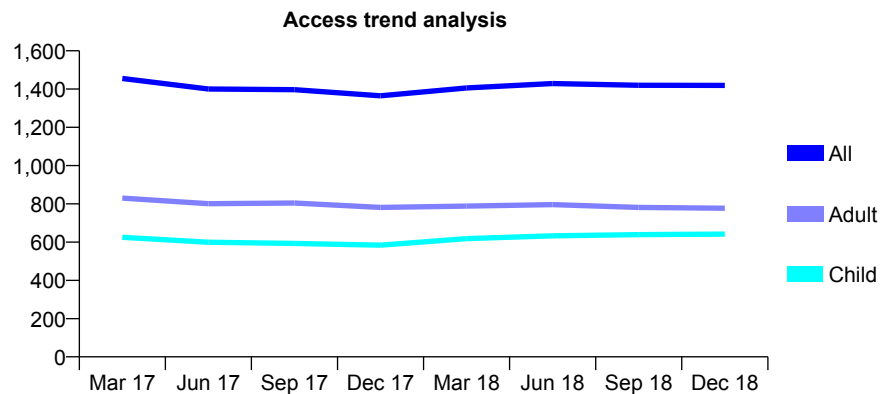
Q70 - Vital Signs At a Glance Contract Report for 103608/0001 - December 2018

Name or company name	Aaron Campbell
Contract type name	GDS Contract
Purpose of contract	General
Contract start date	01/09/2011
Contract end date	

18/19 Contracted general activity (UDA)	3,900
Carry forward general activity (UDA)	245
18/19 Contracted orthodontic activity (UOA)	0
Carry forward orthodontic activity (UOA)	0
Baseline contract value	£105,416.11

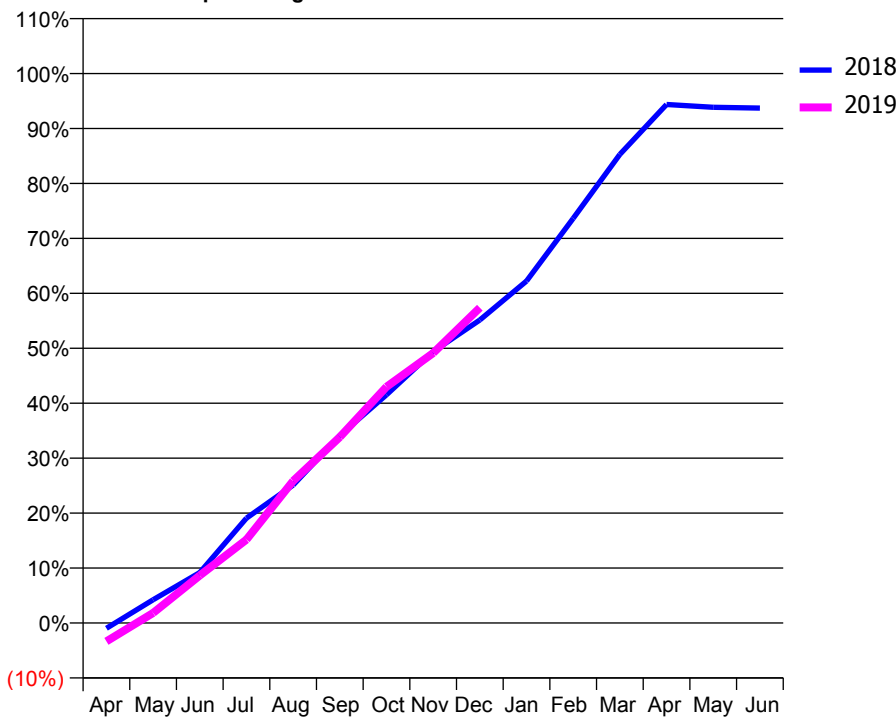
ACCESS*

Patients seen in 24 months	Total	Change since previous quarter
Quarter ending December 2017	1,365	
Quarter ending March 2018	1,406	↑
Quarter ending June 2018	1,429	→
Quarter ending September 2018	1,420	→
Quarter ending December 2018	1,419	→
Variance since December 2017	4.0%	↑



ACTIVITY

Cumulative percentage of contracted UDA delivered 2018 & 2019



Month	Adjusted Scheduled Activity (UDA)	
	2018	2019
April	-39	-131
May	165	72
June	358	338
July	745	592
August	979	1,008
September	1,331	1,319
October	1,620	1,677
November	1,926	1,916
December	2,151	2,238
January	2,427	
February	2,872	
March	3,326	
April	3,680	
May	3,660	
June	3,655	

QUALITY

	Quantity	Base Number	Contract	AT	Region	England
% of FP17s for the same patient ID Re-attending within 3 months - Children	31	741	4.2%	9.6%	11.3%	11.8%
% of FP17s for the same patient ID Re-attending within 3 months - Adults	76	776	9.8%	13.9%	15.3%	15.6%
% of FP17s for the same patient ID Re-attending between 3 & 9 months - Children	469	741	63.3%	61.7%	61.1%	58.8%
% of FP17s for the same patient ID Re-attending between 3 & 9 months - Adults	512	776	66.0%	53.0%	52.4%	51.0%
% of FP17s for Band 1 Urgent Courses	65	1,394	4.7%	9.8%	9.5%	9.0%
% of FP17s Relating to Free Repair or Replacements	1	1,394	0.1%	0.6%	0.7%	0.8%
% of FP17s Relating to Continuations	1	1,394	0.1%	0.9%	0.8%	0.9%
% of Patients satisfied with the dentistry they have received	0	0	N/A	93.0%	93.1%	93.2%
% of Patients satisfied with the time they had to wait for an appointment	0	0	N/A	88.0%	87.8%	88.3%

* This is based on patients treated on this contract for their most recent course of treatment. Figures in italics indicate the base number of FP17s or Patient Questionnaire responses are less than 100. N/A is shown where the base number of responses is less than 10 during the period. % is calculated as Quantity/Base number*100

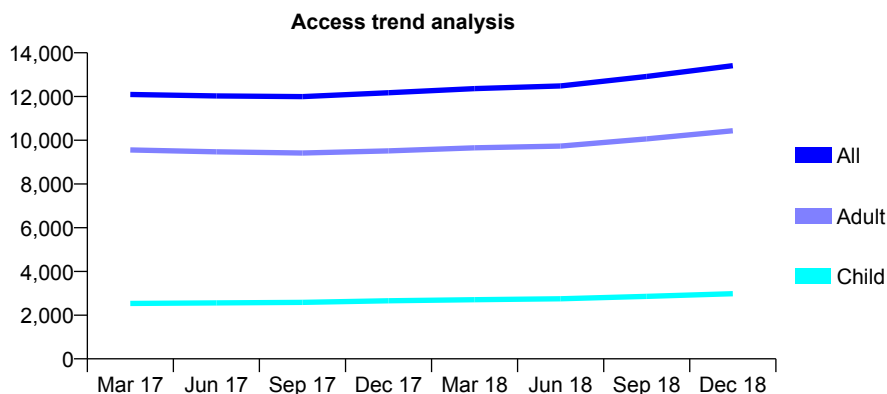
Q70 - Vital Signs At a Glance Contract Report for 105414/0001 - December 2018

Name or company name	First Choice Dental Limited
Contract type name	GDS Contract
Purpose of contract	General
Contract start date	01/04/2006
Contract end date	

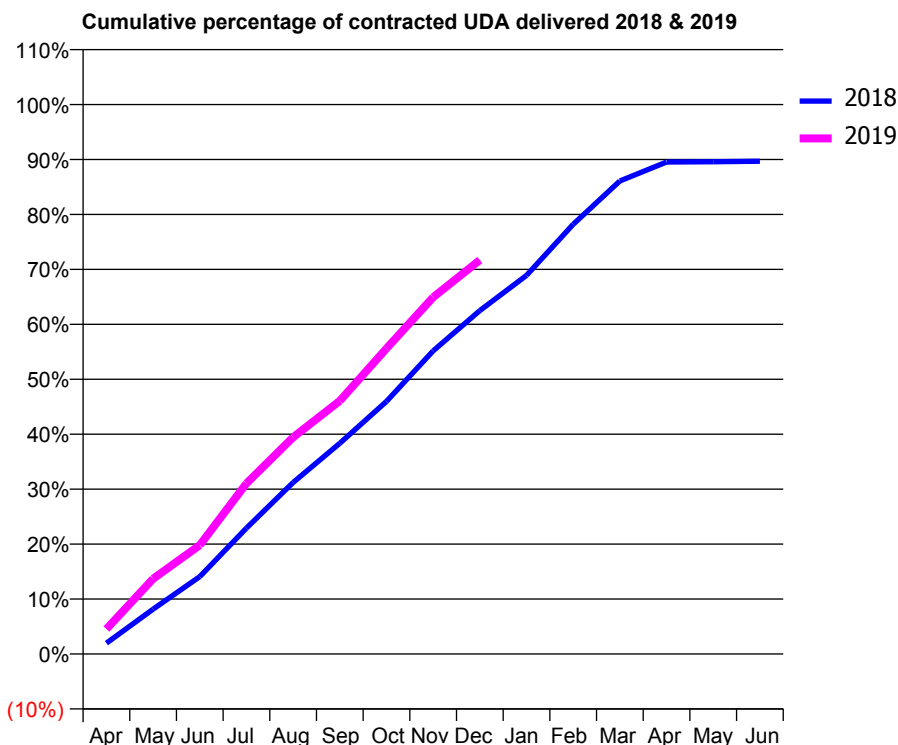
18/19 Contracted general activity (UDA)	41,208
Carry forward general activity (UDA)	0
18/19 Contracted orthodontic activity (UOA)	0
Carry forward orthodontic activity (UOA)	0
Baseline contract value	£1,355,895.16

ACCESS*

Patients seen in 24 months	Total	Change since previous quarter
Quarter ending December 2017	12,171	
Quarter ending March 2018	12,364	→
Quarter ending June 2018	12,483	→
Quarter ending September 2018	12,920	↑
Quarter ending December 2018	13,409	↑
Variance since December 2017	10.2%	↑



ACTIVITY



Month	Adjusted Scheduled Activity (UDA)	
	2018	2019
April	811	1,872
May	3,366	5,642
June	5,803	8,161
July	9,448	12,791
August	12,860	16,258
September	15,806	18,985
October	18,949	22,920
November	22,734	26,755
December	25,755	29,541
January	28,394	
February	32,229	
March	35,479	
April	36,894	
May	36,911	
June	36,950	

QUALITY

	Quantity	Base Number	Contract	AT	Region	England
% of FP17s for the same patient ID Re-attending within 3 months - Children	210	3,305	6.4%	9.6%	11.3%	11.8%
% of FP17s for the same patient ID Re-attending within 3 months - Adults	1,146	10,179	11.3%	13.9%	15.3%	15.6%
% of FP17s for the same patient ID Re-attending between 3 & 9 months - Children	1,854	3,305	56.1%	61.7%	61.1%	58.8%
% of FP17s for the same patient ID Re-attending between 3 & 9 months - Adults	4,293	10,179	42.2%	53.0%	52.4%	51.0%
% of FP17s for Band 1 Urgent Courses	739	12,885	5.7%	9.8%	9.5%	9.0%
% of FP17s Relating to Free Repair or Replacements	88	12,885	0.7%	0.6%	0.7%	0.8%
% of FP17s Relating to Continuations	178	12,885	1.4%	0.9%	0.8%	0.9%
% of Patients satisfied with the dentistry they have received	7	7	N/A	93.0%	93.1%	93.2%
% of Patients satisfied with the time they had to wait for an appointment	5	7	N/A	88.0%	87.8%	88.3%

* This is based on patients treated on this contract for their most recent course of treatment. Figures in italics indicate the base number of FP17s or Patient Questionnaire responses are less than 100. N/A is shown where the base number of responses is less than 10 during the period. % is calculated as Quantity/Base number*100

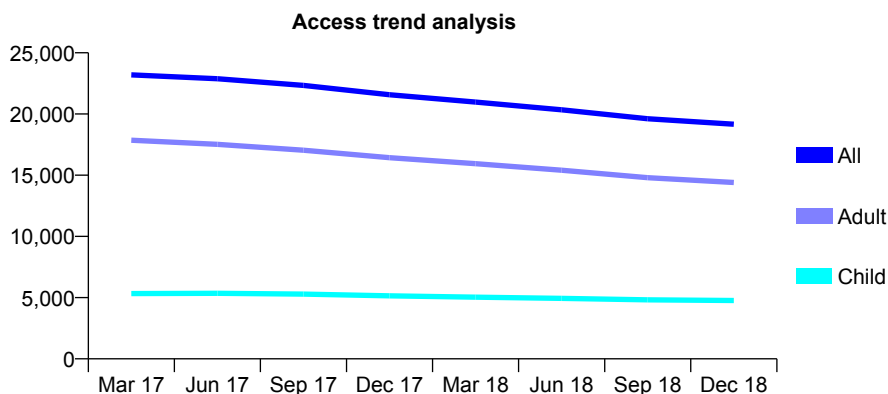
Q70 - Vital Signs At a Glance Contract Report for 105414/0006 - December 2018

Name or company name	First Choice Dental Limited
Contract type name	GDS Contract
Purpose of contract	General
Contract start date	02/04/2006
Contract end date	

18/19 Contracted general activity (UDA)	59,192
Carry forward general activity (UDA)	0
18/19 Contracted orthodontic activity (UOA)	0
Carry forward orthodontic activity (UOA)	0
Baseline contract value	£1,928,209.36

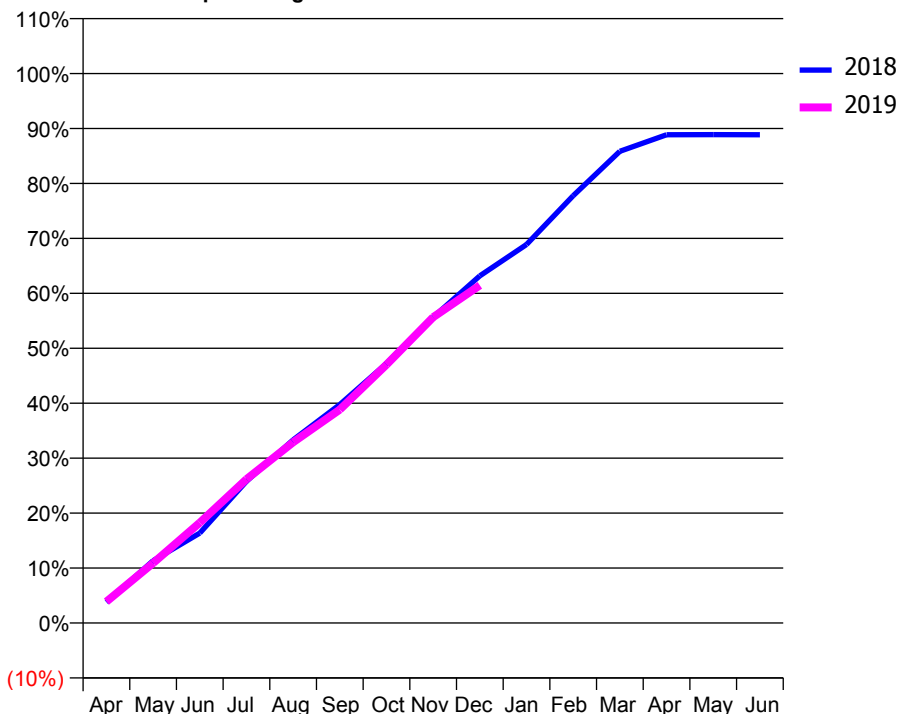
ACCESS*

Patients seen in 24 months	Total	Change since previous quarter
Quarter ending December 2017	21,576	
Quarter ending March 2018	20,975	↓
Quarter ending June 2018	20,347	↓
Quarter ending September 2018	19,611	↓
Quarter ending December 2018	19,171	↓
Variance since December 2017	(11.1%)	↓



ACTIVITY

Cumulative percentage of contracted UDA delivered 2018 & 2019



Month	Adjusted Scheduled Activity (UDA)	
	2018	2019
April	2,228	2,303
May	6,710	6,461
June	9,683	10,813
July	15,260	15,494
August	19,724	19,477
September	23,541	22,997
October	27,958	27,828
November	32,946	32,940
December	37,399	36,377
January	40,779	
February	46,037	
March	50,813	
April	52,598	
May	52,602	
June	52,589	

QUALITY

	Quantity	Base Number	Contract	AT	Region	England
% of FP17s for the same patient ID Re-attending within 3 months - Children	196	4,462	4.4%	9.6%	11.3%	11.8%
% of FP17s for the same patient ID Re-attending within 3 months - Adults	1,195	11,980	10.0%	13.9%	15.3%	15.6%
% of FP17s for the same patient ID Re-attending between 3 & 9 months - Children	2,256	4,462	50.6%	61.7%	61.1%	58.8%
% of FP17s for the same patient ID Re-attending between 3 & 9 months - Adults	5,234	11,980	43.7%	53.0%	52.4%	51.0%
% of FP17s for Band 1 Urgent Courses	989	15,757	6.3%	9.8%	9.5%	9.0%
% of FP17s Relating to Free Repair or Replacements	95	15,757	0.6%	0.6%	0.7%	0.8%
% of FP17s Relating to Continuations	156	15,757	1.0%	0.9%	0.8%	0.9%
% of Patients satisfied with the dentistry they have received	3	5	N/A	93.0%	93.1%	93.2%
% of Patients satisfied with the time they had to wait for an appointment	2	5	N/A	88.0%	87.8%	88.3%

* This is based on patients treated on this contract for their most recent course of treatment. Figures in italics indicate the base number of FP17s or Patient Questionnaire responses are less than 100. N/A is shown where the base number of responses is less than 10 during the period. % is calculated as Quantity/Base number*100

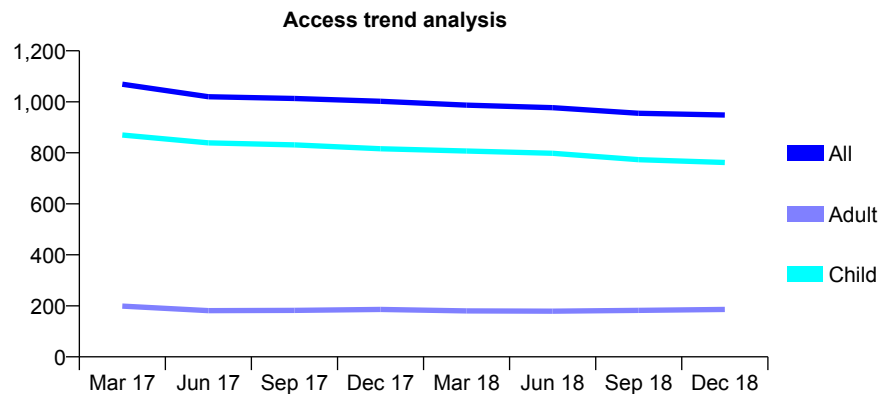
Q70 - Vital Signs At a Glance Contract Report for 106488/0001 - December 2018

Name or company name	Solent House Dental Centre
Contract type name	GDS Contract
Purpose of contract	General
Contract start date	01/04/2015
Contract end date	

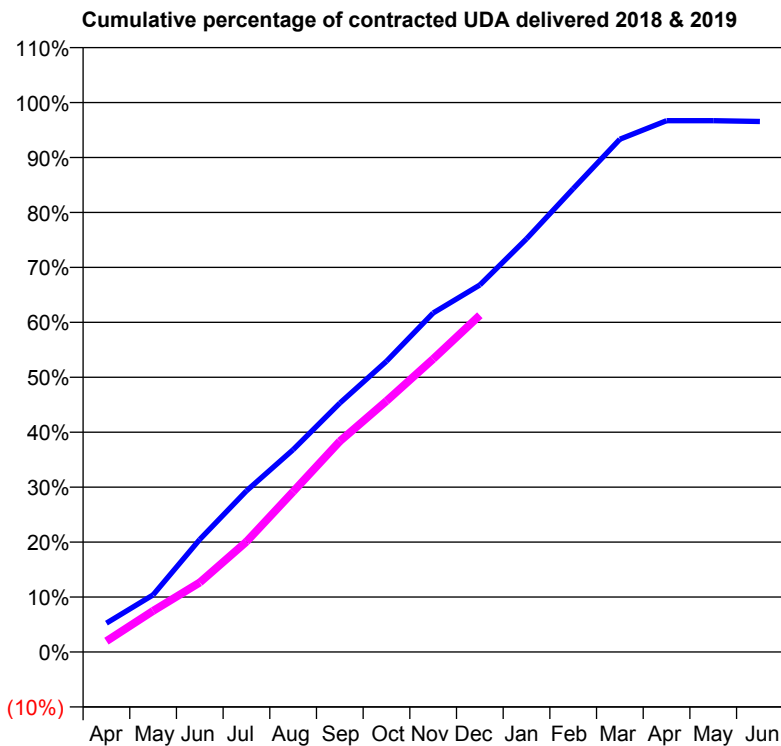
18/19 Contracted general activity (UDA)	1,991
Carry forward general activity (UDA)	69
18/19 Contracted orthodontic activity (UOA)	0
Carry forward orthodontic activity (UOA)	0
Baseline contract value	£53,356.95

ACCESS*

Patients seen in 24 months	Total	Change since previous quarter
Quarter ending December 2017	1,002	
Quarter ending March 2018	987	↓
Quarter ending June 2018	977	↓
Quarter ending September 2018	955	↓
Quarter ending December 2018	948	→
Variance since December 2017	(5.4%)	↓



ACTIVITY



Month	Adjusted Scheduled Activity (UDA)	
	2018	2019
April	104	40
May	207	149
June	408	252
July	584	400
August	733	581
September	902	764
October	1,053	910
November	1,228	1,062
December	1,330	1,220
January	1,497	
February	1,679	
March	1,858	
April	1,925	
May	1,925	
June	1,922	

QUALITY

	Quantity	Base Number	Contract	AT	Region	England
% of FP17s for the same patient ID Re-attending within 3 months - Children	63	933	6.8%	9.6%	11.3%	11.8%
% of FP17s for the same patient ID Re-attending within 3 months - Adults	6	64	9.4%	13.9%	15.3%	15.6%
% of FP17s for the same patient ID Re-attending between 3 & 9 months - Children	625	933	67.0%	61.7%	61.1%	58.8%
% of FP17s for the same patient ID Re-attending between 3 & 9 months - Adults	36	64	56.3%	53.0%	52.4%	51.0%
% of FP17s for Band 1 Urgent Courses	48	961	5.0%	9.8%	9.5%	9.0%
% of FP17s Relating to Free Repair or Replacements	0	961	0.0%	0.6%	0.7%	0.8%
% of FP17s Relating to Continuations	0	961	0.0%	0.9%	0.8%	0.9%
% of Patients satisfied with the dentistry they have received	0	0	N/A	93.0%	93.1%	93.2%
% of Patients satisfied with the time they had to wait for an appointment	0	0	N/A	88.0%	87.8%	88.3%

* This is based on patients treated on this contract for their most recent course of treatment. Figures in italics indicate the base number of FP17s or Patient Questionnaire responses are less than 100. N/A is shown where the base number of responses is less than 10 during the period. % is calculated as Quantity/Base number*100

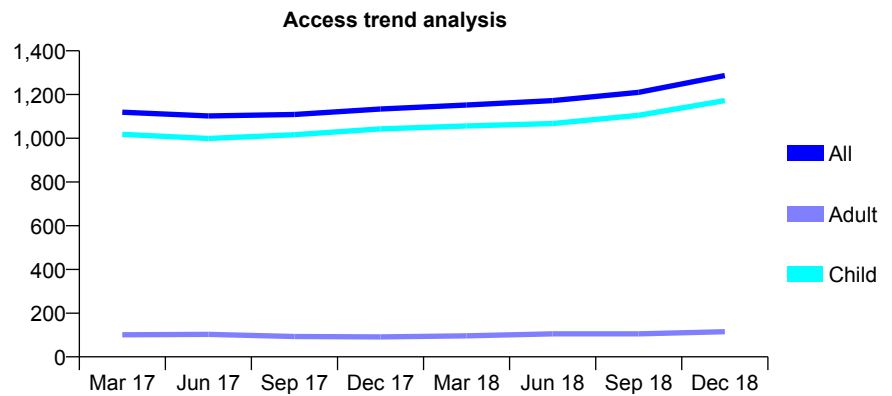
Q70 - Vital Signs At a Glance Contract Report for 106615/0001 - December 2018

Name or company name	Westphal & Srinivasan
Contract type name	GDS Contract
Purpose of contract	General
Contract start date	01/03/2012
Contract end date	

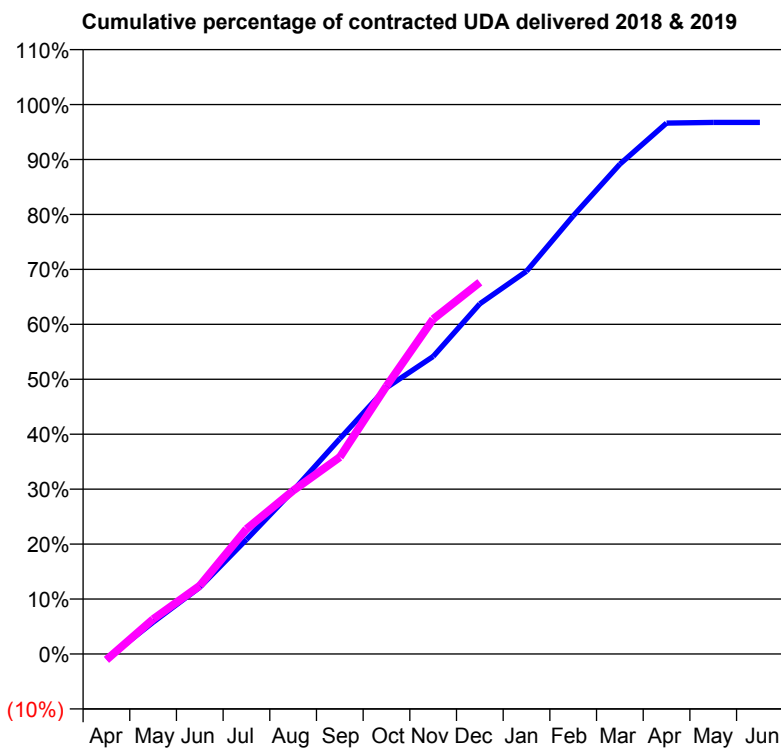
18/19 Contracted general activity (UDA)	3,136
Carry forward general activity (UDA)	102
18/19 Contracted orthodontic activity (UOA)	0
Carry forward orthodontic activity (UOA)	0
Baseline contract value	£92,703.65

ACCESS*

Patients seen in 24 months	Total	Change since previous quarter
Quarter ending December 2017	1,134	
Quarter ending March 2018	1,152	→
Quarter ending June 2018	1,172	→
Quarter ending September 2018	1,210	↑
Quarter ending December 2018	1,287	↑
Variance since December 2017	13.5%	↑



ACTIVITY



Month	Adjusted Scheduled Activity (UDA)	
	2018	2019
April	-30	-34
May	181	199
June	381	390
July	653	713
August	933	932
September	1,229	1,124
October	1,520	1,530
November	1,698	1,911
December	1,999	2,121
January	2,185	
February	2,501	
March	2,796	
April	3,030	
May	3,034	
June	3,034	

QUALITY

	Quantity	Base Number	Contract	AT	Region	England
% of FP17s for the same patient ID Re-attending within 3 months - Children	127	1,517	8.4%	9.6%	11.3%	11.8%
% of FP17s for the same patient ID Re-attending within 3 months - Adults	0	0	N/A	13.9%	15.3%	15.6%
% of FP17s for the same patient ID Re-attending between 3 & 9 months - Children	978	1,517	64.5%	61.7%	61.1%	58.8%
% of FP17s for the same patient ID Re-attending between 3 & 9 months - Adults	0	0	N/A	53.0%	52.4%	51.0%
% of FP17s for Band 1 Urgent Courses	10	1,393	0.7%	9.8%	9.5%	9.0%
% of FP17s Relating to Free Repair or Replacements	0	1,393	0.0%	0.6%	0.7%	0.8%
% of FP17s Relating to Continuations	14	1,393	1.0%	0.9%	0.8%	0.9%
% of Patients satisfied with the dentistry they have received	0	0	N/A	93.0%	93.1%	93.2%
% of Patients satisfied with the time they had to wait for an appointment	0	0	N/A	88.0%	87.8%	88.3%

* This is based on patients treated on this contract for their most recent course of treatment. Figures in italics indicate the base number of FP17s or Patient Questionnaire responses are less than 100. N/A is shown where the base number of responses is less than 10 during the period. % is calculated as Quantity/Base number*100

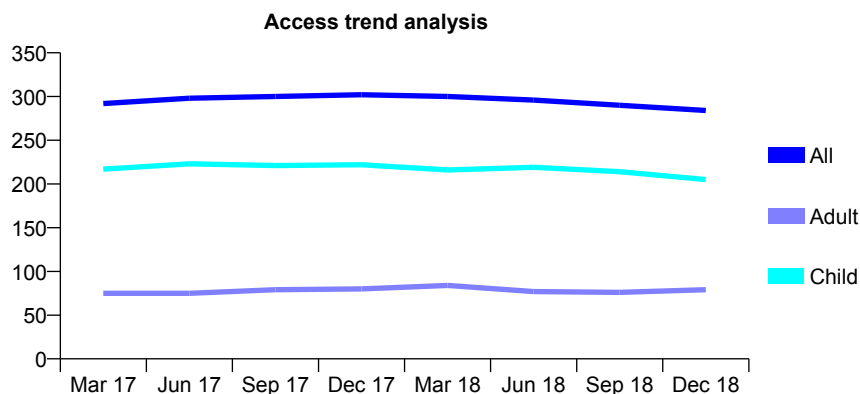
Q70 - Vital Signs At a Glance Contract Report for 106763/0001 - December 2018

Name or company name	The Dental Centre Cowplain Ltd
Contract type name	GDS Contract
Purpose of contract	General
Contract start date	01/05/2015
Contract end date	

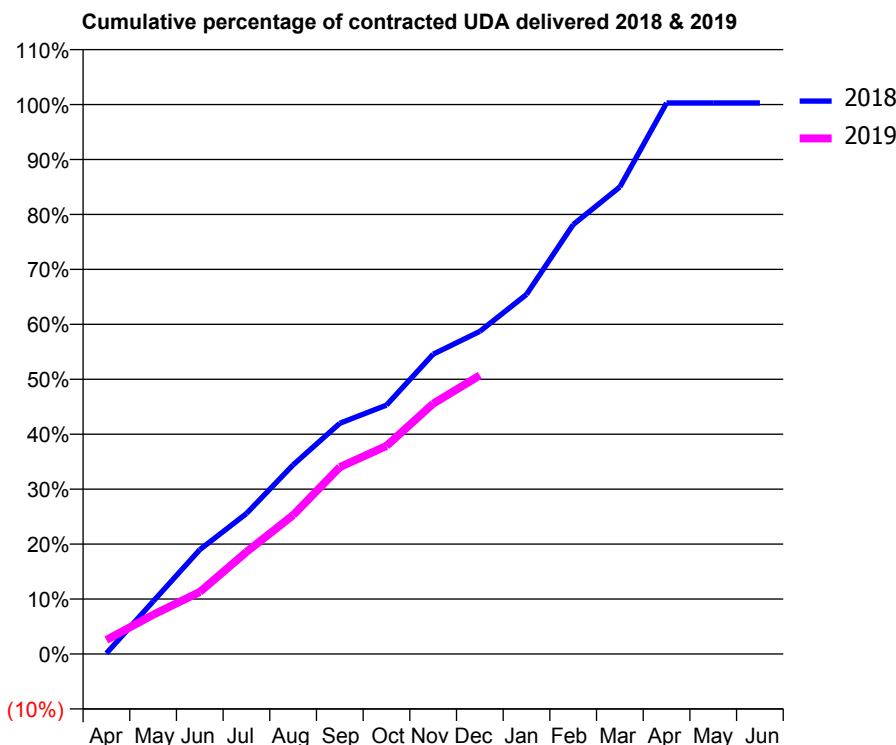
18/19 Contracted general activity (UDA)	700
Carry forward general activity (UDA)	0
18/19 Contracted orthodontic activity (UOA)	0
Carry forward orthodontic activity (UOA)	0
Baseline contract value	£16,428.23

ACCESS*

Patients seen in 24 months	Total	Change since previous quarter
Quarter ending December 2017	302	
Quarter ending March 2018	300	→
Quarter ending June 2018	296	↓
Quarter ending September 2018	290	↓
Quarter ending December 2018	284	↓
Variance since December 2017	(6.0%)	↓



ACTIVITY



Month	Adjusted Scheduled Activity (UDA)	
	2018	2019
April	1	18
May	67	50
June	133	79
July	179	130
August	241	177
September	294	238
October	317	265
November	382	319
December	411	355
January	458	
February	547	
March	595	
April	702	
May	702	
June	702	

QUALITY

	Quantity	Base Number	Contract	AT	Region	England
% of FP17s for the same patient ID Re-attending within 3 months - Children	6	229	2.6%	9.6%	11.3%	11.8%
% of FP17s for the same patient ID Re-attending within 3 months - Adults	9	59	15.3%	13.9%	15.3%	15.6%
% of FP17s for the same patient ID Re-attending between 3 & 9 months - Children	168	229	73.4%	61.7%	61.1%	58.8%
% of FP17s for the same patient ID Re-attending between 3 & 9 months - Adults	28	59	47.5%	53.0%	52.4%	51.0%
% of FP17s for Band 1 Urgent Courses	0	261	0.0%	9.8%	9.5%	9.0%
% of FP17s Relating to Free Repair or Replacements	0	261	0.0%	0.6%	0.7%	0.8%
% of FP17s Relating to Continuations	5	261	1.9%	0.9%	0.8%	0.9%
% of Patients satisfied with the dentistry they have received	0	0	N/A	93.0%	93.1%	93.2%
% of Patients satisfied with the time they had to wait for an appointment	0	0	N/A	88.0%	87.8%	88.3%

* This is based on patients treated on this contract for their most recent course of treatment. Figures in italics indicate the base number of FP17s or Patient Questionnaire responses are less than 100. N/A is shown where the base number of responses is less than 10 during the period. % is calculated as Quantity/Base number*100

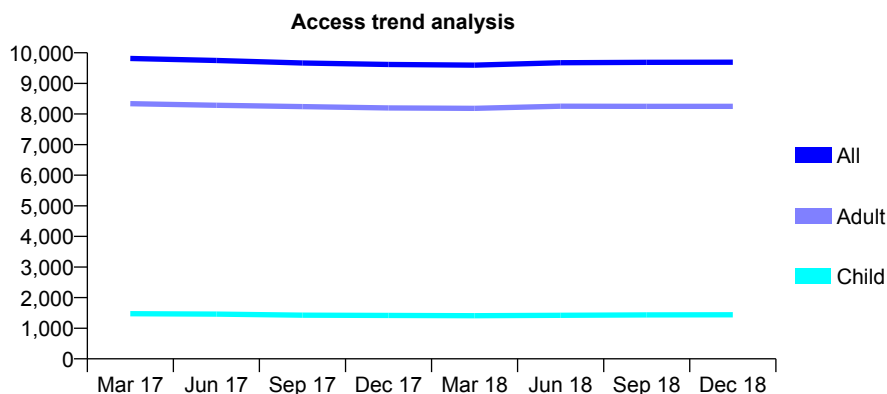
Q70 - Vital Signs At a Glance Contract Report for 108669/0001 - December 2018

Name or company name	Knibbs Dental Surgery Limited
Contract type name	GDS Contract
Purpose of contract	General
Contract start date	01/04/2007
Contract end date	

18/19 Contracted general activity (UDA)	29,497
Carry forward general activity (UDA)	0
18/19 Contracted orthodontic activity (UOA)	0
Carry forward orthodontic activity (UOA)	0
Baseline contract value	£855,399.90

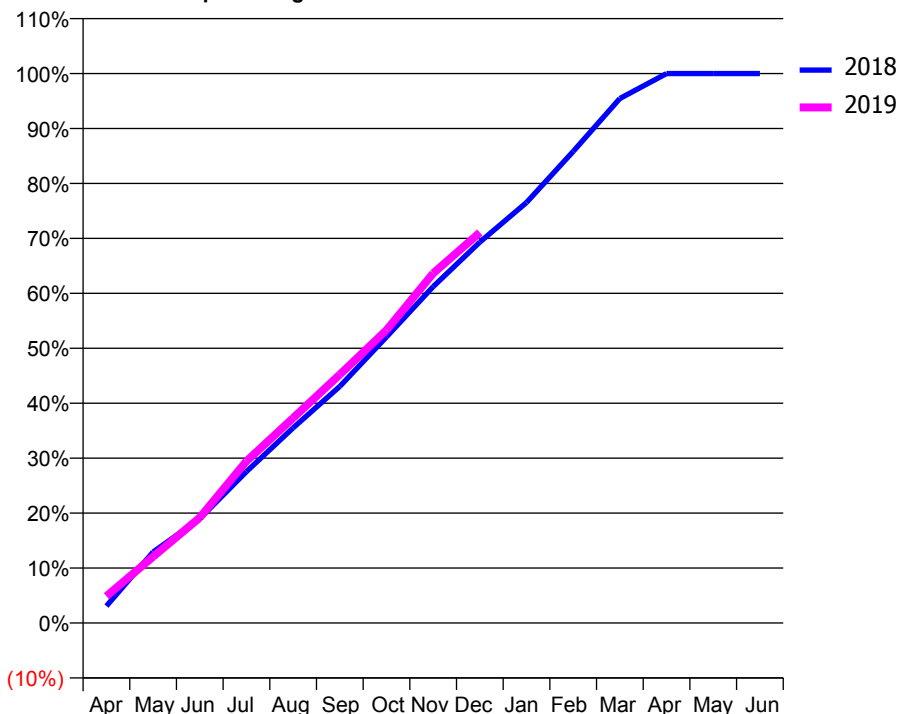
ACCESS*

Patients seen in 24 months	Total	Change since previous quarter
Quarter ending December 2017	9,618	
Quarter ending March 2018	9,596	→
Quarter ending June 2018	9,677	→
Quarter ending September 2018	9,688	→
Quarter ending December 2018	9,691	→
Variance since December 2017	0.8%	→



ACTIVITY

Cumulative percentage of contracted UDA delivered 2018 & 2019



Month	Adjusted Scheduled Activity (UDA)	
	2018	2019
April	915	1,445
May	3,808	3,560
June	5,598	5,658
July	8,130	8,689
August	10,474	11,005
September	12,705	13,337
October	15,361	15,722
November	18,057	18,772
December	20,444	20,960
January	22,576	
February	25,316	
March	28,154	
April	29,497	
May	29,496	
June	29,497	

QUALITY

	Quantity	Base Number	Contract	AT	Region	England
% of FP17s for the same patient ID Re-attending within 3 months - Children	91	1,817	5.0%	9.6%	11.3%	11.8%
% of FP17s for the same patient ID Re-attending within 3 months - Adults	1,630	10,652	15.3%	13.9%	15.3%	15.6%
% of FP17s for the same patient ID Re-attending between 3 & 9 months - Children	1,265	1,817	69.6%	61.7%	61.1%	58.8%
% of FP17s for the same patient ID Re-attending between 3 & 9 months - Adults	6,790	10,652	63.7%	53.0%	52.4%	51.0%
% of FP17s for Band 1 Urgent Courses	1,056	11,834	8.9%	9.8%	9.5%	9.0%
% of FP17s Relating to Free Repair or Replacements	94	11,834	0.8%	0.6%	0.7%	0.8%
% of FP17s Relating to Continuations	20	11,834	0.2%	0.9%	0.8%	0.9%
% of Patients satisfied with the dentistry they have received	3	4	N/A	93.0%	93.1%	93.2%
% of Patients satisfied with the time they had to wait for an appointment	4	4	N/A	88.0%	87.8%	88.3%

* This is based on patients treated on this contract for their most recent course of treatment. Figures in italics indicate the base number of FP17s or Patient Questionnaire responses are less than 100. N/A is shown where the base number of responses is less than 10 during the period. % is calculated as Quantity/Base number*100

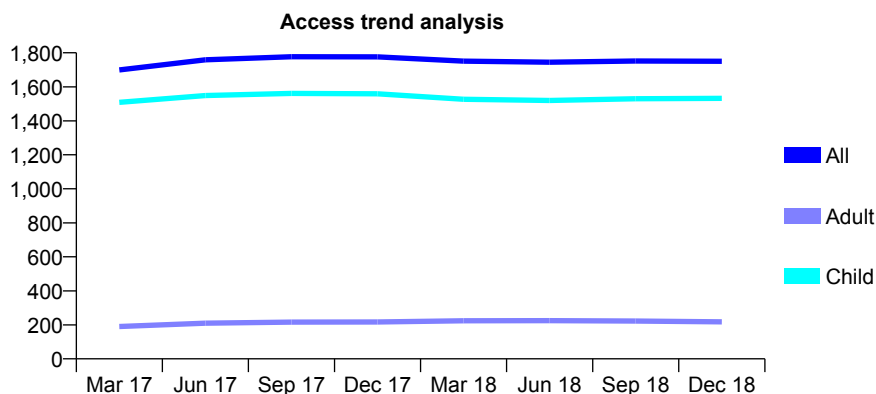
Q70 - Vital Signs At a Glance Contract Report for 109770/0001 - December 2018

Name or company name	Marlott Road Partnership
Contract type name	GDS Contract
Purpose of contract	General
Contract start date	21/07/2015
Contract end date	

18/19 Contracted general activity (UDA)	3,290
Carry forward general activity (UDA)	11
18/19 Contracted orthodontic activity (UOA)	0
Carry forward orthodontic activity (UOA)	0
Baseline contract value	£84,993.06

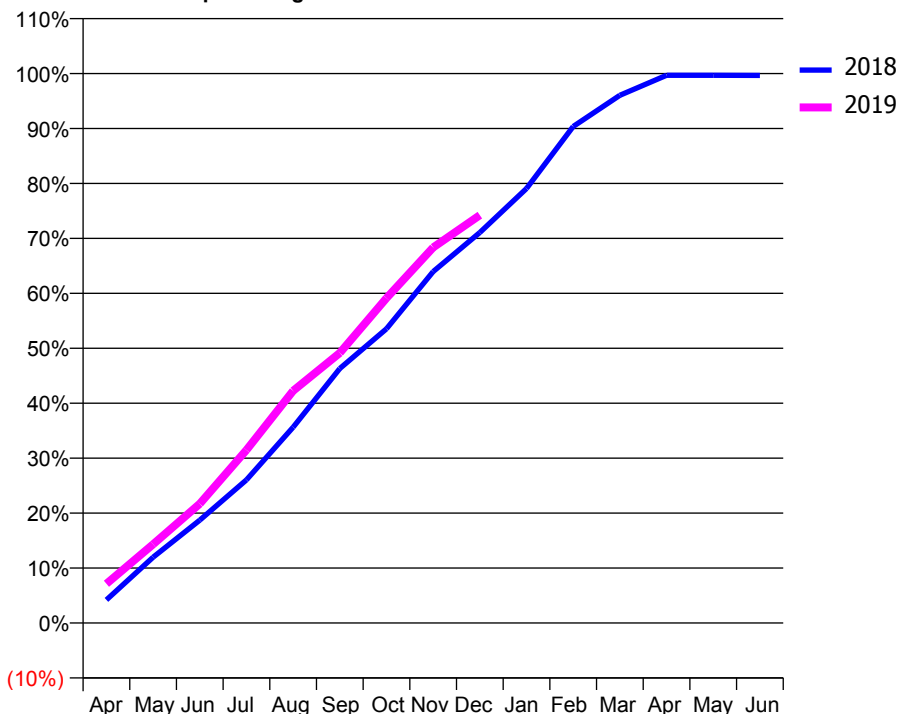
ACCESS*

Patients seen in 24 months	Total	Change since previous quarter
Quarter ending December 2017	1,776	
Quarter ending March 2018	1,751	↓
Quarter ending June 2018	1,745	→
Quarter ending September 2018	1,752	→
Quarter ending December 2018	1,750	→
Variance since December 2017	(1.5%)	↓



ACTIVITY

Cumulative percentage of contracted UDA delivered 2018 & 2019



Month	Adjusted Scheduled Activity (UDA)	
	2018	2019
April	138	235
May	394	472
June	616	714
July	857	1,036
August	1,173	1,390
September	1,523	1,617
October	1,762	1,945
November	2,104	2,248
December	2,338	2,442
January	2,602	
February	2,973	
March	3,160	
April	3,279	
May	3,279	
June	3,278	

QUALITY

	Quantity	Base Number	Contract	AT	Region	England
% of FP17s for the same patient ID Re-attending within 3 months - Children	134	1,644	8.2%	9.6%	11.3%	11.8%
% of FP17s for the same patient ID Re-attending within 3 months - Adults	9	77	11.7%	13.9%	15.3%	15.6%
% of FP17s for the same patient ID Re-attending between 3 & 9 months - Children	788	1,644	47.9%	61.7%	61.1%	58.8%
% of FP17s for the same patient ID Re-attending between 3 & 9 months - Adults	35	77	45.5%	53.0%	52.4%	51.0%
% of FP17s for Band 1 Urgent Courses	79	1,657	4.8%	9.8%	9.5%	9.0%
% of FP17s Relating to Free Repair or Replacements	0	1,657	0.0%	0.6%	0.7%	0.8%
% of FP17s Relating to Continuations	2	1,657	0.1%	0.9%	0.8%	0.9%
% of Patients satisfied with the dentistry they have received	0	0	N/A	93.0%	93.1%	93.2%
% of Patients satisfied with the time they had to wait for an appointment	0	0	N/A	88.0%	87.8%	88.3%

* This is based on patients treated on this contract for their most recent course of treatment. Figures in italics indicate the base number of FP17s or Patient Questionnaire responses are less than 100. N/A is shown where the base number of responses is less than 10 during the period. % is calculated as Quantity/Base number*100

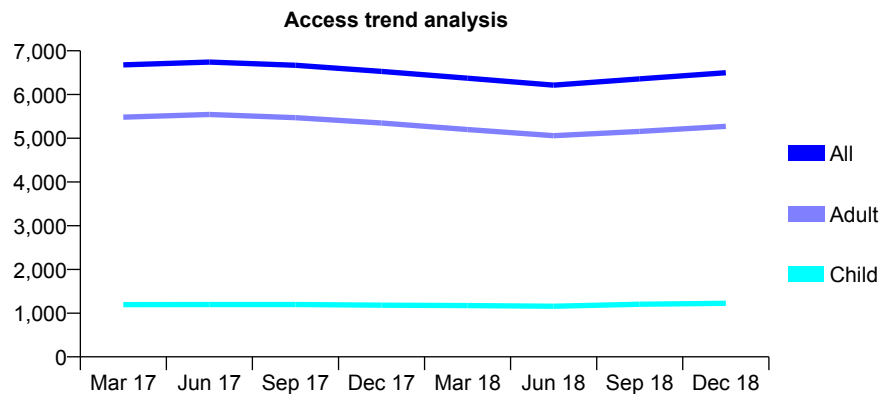
Q70 - Vital Signs At a Glance Contract Report for 109878/0001 - December 2018

Name or company name	Hampshire Terrace Dental Care
Contract type name	GDS Contract
Purpose of contract	General
Contract start date	01/09/2011
Contract end date	

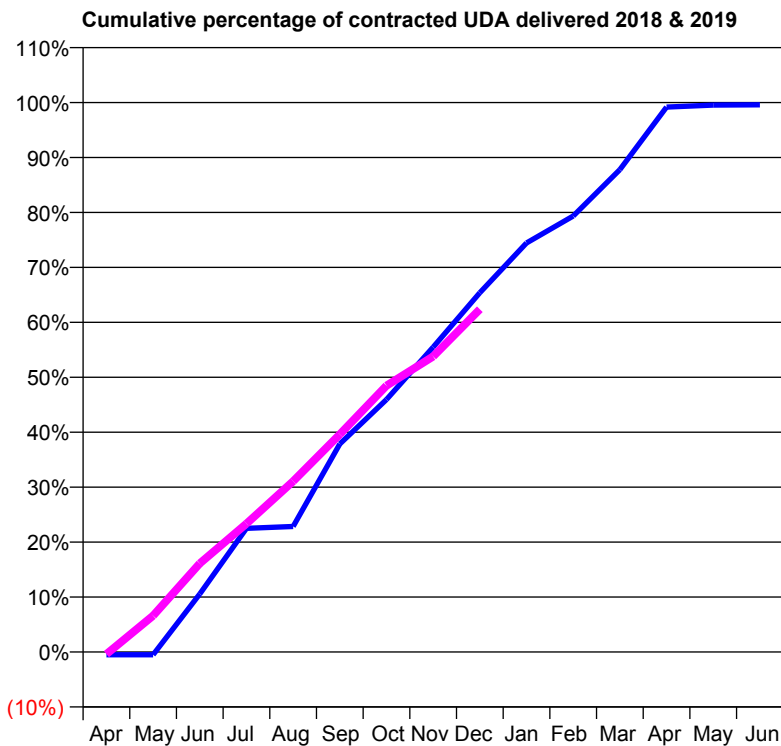
18/19 Contracted general activity (UDA)	17,197
Carry forward general activity (UDA)	70
18/19 Contracted orthodontic activity (UOA)	0
Carry forward orthodontic activity (UOA)	0
Baseline contract value	£440,987.75

ACCESS*

Patients seen in 24 months	Total	Change since previous quarter
Quarter ending December 2017	6,529	
Quarter ending March 2018	6,374	↓
Quarter ending June 2018	6,215	↓
Quarter ending September 2018	6,358	↑
Quarter ending December 2018	6,498	↑
Variance since December 2017	(0.5%)	→



ACTIVITY



Month	Adjusted Scheduled Activity (UDA)	
	2018	2019
April	-89	-70
May	-89	1,136
June	1,818	2,775
July	3,870	4,017
August	3,930	5,342
September	6,511	6,811
October	7,902	8,336
November	9,540	9,250
December	11,245	10,727
January	12,799	
February	13,644	
March	15,095	
April	17,056	
May	17,114	
June	17,126	

QUALITY

	Quantity	Base Number	Contract	AT	Region	England
% of FP17s for the same patient ID Re-attending within 3 months - Children	87	1,452	6.0%	9.6%	11.3%	11.8%
% of FP17s for the same patient ID Re-attending within 3 months - Adults	828	6,103	13.6%	13.9%	15.3%	15.6%
% of FP17s for the same patient ID Re-attending between 3 & 9 months - Children	883	1,452	60.8%	61.7%	61.1%	58.8%
% of FP17s for the same patient ID Re-attending between 3 & 9 months - Adults	3,554	6,103	58.2%	53.0%	52.4%	51.0%
% of FP17s for Band 1 Urgent Courses	402	5,843	6.9%	9.8%	9.5%	9.0%
% of FP17s Relating to Free Repair or Replacements	47	5,843	0.8%	0.6%	0.7%	0.8%
% of FP17s Relating to Continuations	12	5,843	0.2%	0.9%	0.8%	0.9%
% of Patients satisfied with the dentistry they have received	2	2	N/A	93.0%	93.1%	93.2%
% of Patients satisfied with the time they had to wait for an appointment	2	2	N/A	88.0%	87.8%	88.3%

* This is based on patients treated on this contract for their most recent course of treatment. Figures in italics indicate the base number of FP17s or Patient Questionnaire responses are less than 100. N/A is shown where the base number of responses is less than 10 during the period. % is calculated as Quantity/Base number*100

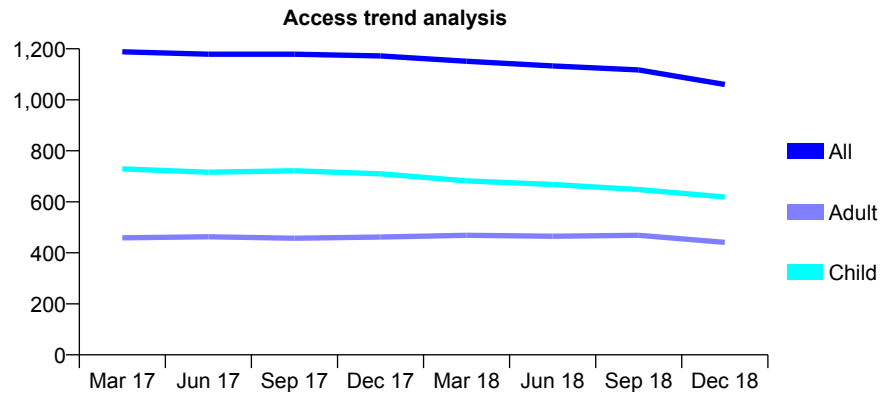
Q70 - Vital Signs At a Glance Contract Report for 109916/0001 - December 2018

Name or company name	Parchment Street Dental Practice Partners
Contract type name	GDS Contract
Purpose of contract	General
Contract start date	28/06/2010
Contract end date	

18/19 Contracted general activity (UDA)	2,885
Carry forward general activity (UDA)	0
18/19 Contracted orthodontic activity (UOA)	0
Carry forward orthodontic activity (UOA)	0
Baseline contract value	£63,418.98

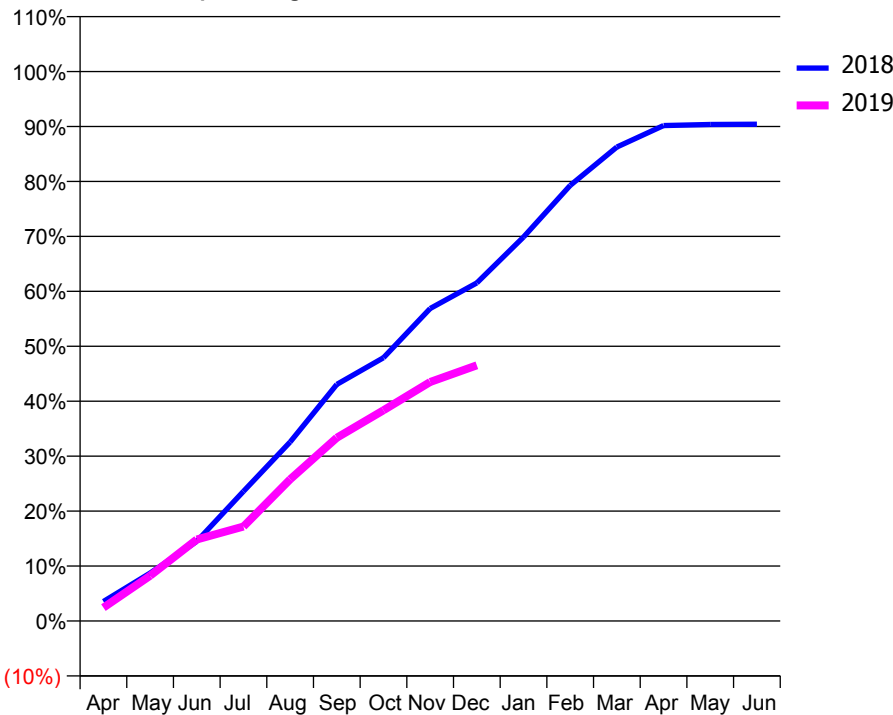
ACCESS*

Patients seen in 24 months	Total	Change since previous quarter
Quarter ending December 2017	1,172	
Quarter ending March 2018	1,151	↓
Quarter ending June 2018	1,133	↓
Quarter ending September 2018	1,117	↓
Quarter ending December 2018	1,060	↓
Variance since December 2017	(9.6%)	↓



ACTIVITY

Cumulative percentage of contracted UDA delivered 2018 & 2019



Month	Adjusted Scheduled Activity (UDA)	
	2018	2019
April	102	70
May	252	238
June	418	428
July	681	496
August	940	744
September	1,242	962
October	1,382	1,107
November	1,641	1,255
December	1,775	1,342
January	2,016	
February	2,287	
March	2,489	
April	2,601	
May	2,607	
June	2,608	

QUALITY

	Quantity	Base Number	Contract	AT	Region	England
% of FP17s for the same patient ID Re-attending within 3 months - Children	27	626	4.3%	9.6%	11.3%	11.8%
% of FP17s for the same patient ID Re-attending within 3 months - Adults	31	314	9.9%	13.9%	15.3%	15.6%
% of FP17s for the same patient ID Re-attending between 3 & 9 months - Children	450	626	71.9%	61.7%	61.1%	58.8%
% of FP17s for the same patient ID Re-attending between 3 & 9 months - Adults	172	314	54.8%	53.0%	52.4%	51.0%
% of FP17s for Band 1 Urgent Courses	26	879	3.0%	9.8%	9.5%	9.0%
% of FP17s Relating to Free Repair or Replacements	0	879	0.0%	0.6%	0.7%	0.8%
% of FP17s Relating to Continuations	7	879	0.8%	0.9%	0.8%	0.9%
% of Patients satisfied with the dentistry they have received	0	0	N/A	93.0%	93.1%	93.2%
% of Patients satisfied with the time they had to wait for an appointment	0	0	N/A	88.0%	87.8%	88.3%

* This is based on patients treated on this contract for their most recent course of treatment. Figures in italics indicate the base number of FP17s or Patient Questionnaire responses are less than 100. N/A is shown where the base number of responses is less than 10 during the period. % is calculated as Quantity/Base number*100

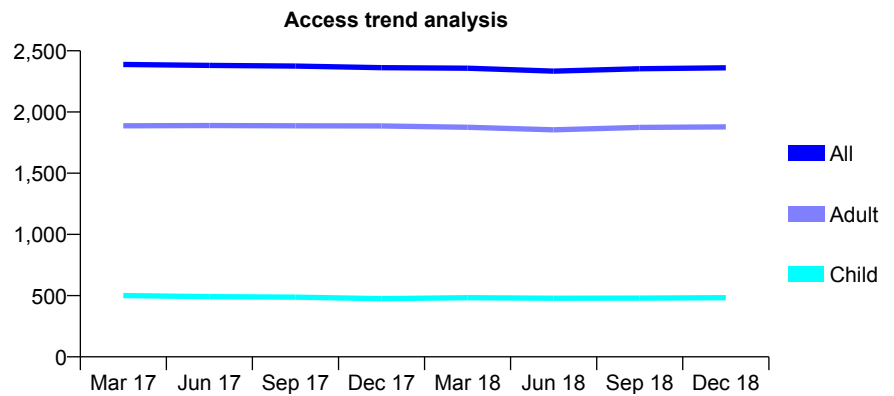
Q70 - Vital Signs At a Glance Contract Report for 110485/0001 - December 2018

Name or company name	Mr M C Omar
Contract type name	GDS Contract
Purpose of contract	General
Contract start date	01/10/2013
Contract end date	

18/19 Contracted general activity (UDA)	7,987
Carry forward general activity (UDA)	0
18/19 Contracted orthodontic activity (UOA)	0
Carry forward orthodontic activity (UOA)	0
Baseline contract value	£182,191.77

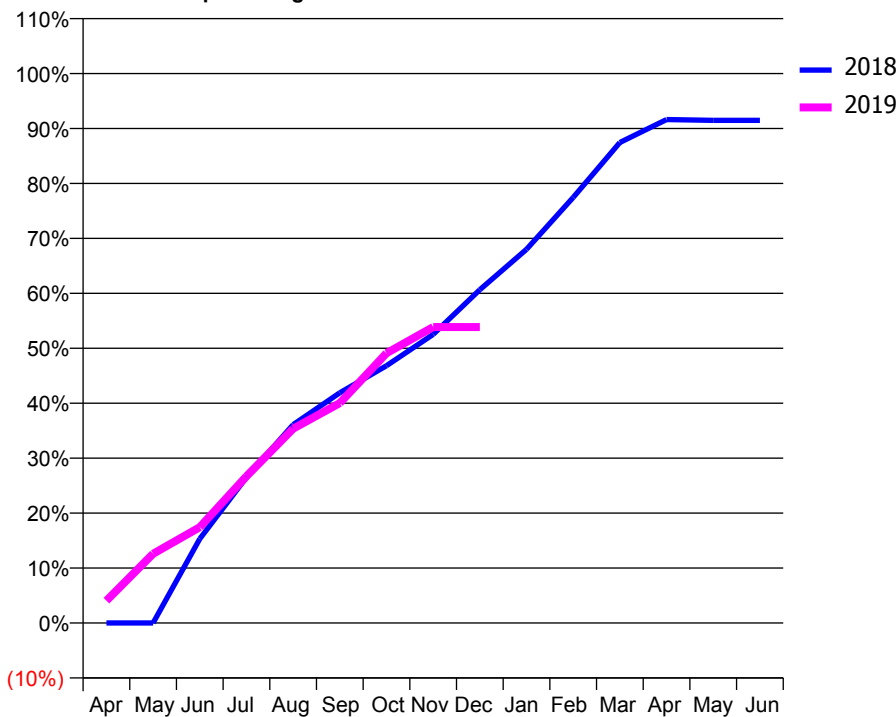
ACCESS*

Patients seen in 24 months	Total	Change since previous quarter
Quarter ending December 2017	2,362	
Quarter ending March 2018	2,358	→
Quarter ending June 2018	2,334	↓
Quarter ending September 2018	2,354	→
Quarter ending December 2018	2,361	→
Variance since December 2017	(0.0%)	→



ACTIVITY

Cumulative percentage of contracted UDA delivered 2018 & 2019



Month	Adjusted Scheduled Activity (UDA)	
	2018	2019
April	0	324
May	0	1,007
June	1,224	1,393
July	2,117	2,133
August	2,883	2,825
September	3,346	3,197
October	3,739	3,923
November	4,195	4,303
December	4,845	4,303
January	5,432	
February	6,187	
March	6,984	
April	7,317	
May	7,306	
June	7,306	

QUALITY

	Quantity	Base Number	Contract	AT	Region	England
% of FP17s for the same patient ID Re-attending within 3 months - Children	38	533	7.1%	9.6%	11.3%	11.8%
% of FP17s for the same patient ID Re-attending within 3 months - Adults	229	1,784	12.8%	13.9%	15.3%	15.6%
% of FP17s for the same patient ID Re-attending between 3 & 9 months - Children	353	533	66.2%	61.7%	61.1%	58.8%
% of FP17s for the same patient ID Re-attending between 3 & 9 months - Adults	840	1,784	47.1%	53.0%	52.4%	51.0%
% of FP17s for Band 1 Urgent Courses	111	2,185	5.1%	9.8%	9.5%	9.0%
% of FP17s Relating to Free Repair or Replacements	16	2,185	0.7%	0.6%	0.7%	0.8%
% of FP17s Relating to Continuations	10	2,185	0.5%	0.9%	0.8%	0.9%
% of Patients satisfied with the dentistry they have received	2	2	N/A	93.0%	93.1%	93.2%
% of Patients satisfied with the time they had to wait for an appointment	2	2	N/A	88.0%	87.8%	88.3%

* This is based on patients treated on this contract for their most recent course of treatment. Figures in italics indicate the base number of FP17s or Patient Questionnaire responses are less than 100. N/A is shown where the base number of responses is less than 10 during the period. % is calculated as Quantity/Base number*100

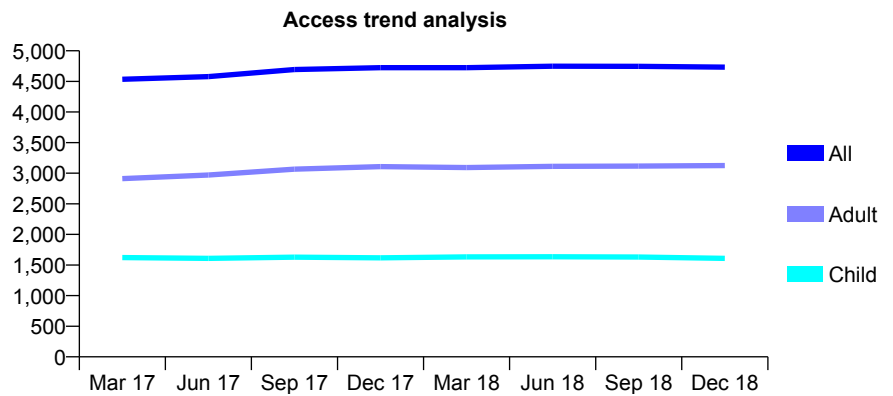
Q70 - Vital Signs At a Glance Contract Report for 110663/0001 - December 2018

Name or company name	Lake Road Dental Practice
Contract type name	GDS Contract
Purpose of contract	General
Contract start date	01/07/2010
Contract end date	

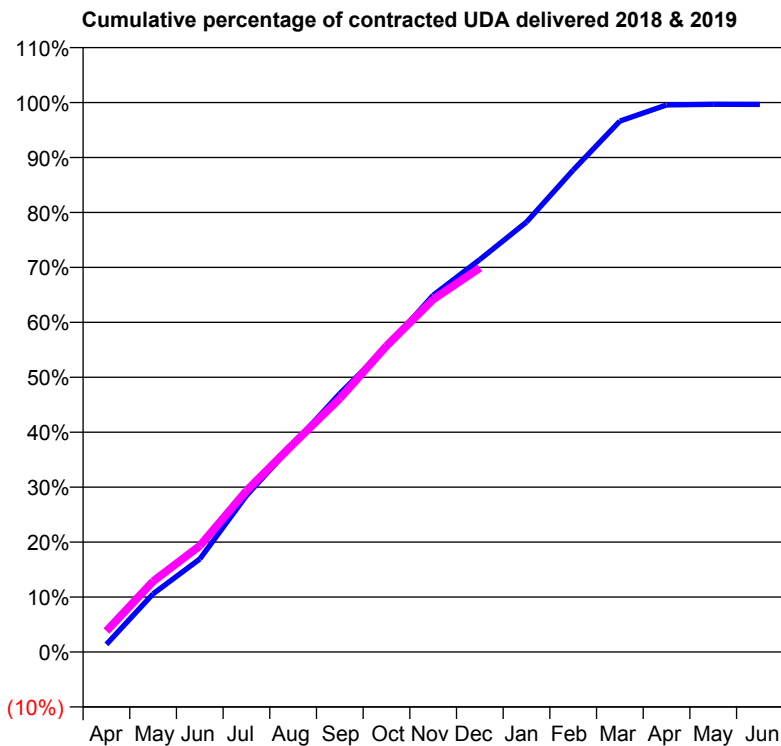
18/19 Contracted general activity (UDA)	17,225
Carry forward general activity (UDA)	60
18/19 Contracted orthodontic activity (UOA)	0
Carry forward orthodontic activity (UOA)	0
Baseline contract value	£484,802.83

ACCESS*

Patients seen in 24 months	Total	Change since previous quarter
Quarter ending December 2017	4,725	
Quarter ending March 2018	4,725	→
Quarter ending June 2018	4,748	→
Quarter ending September 2018	4,747	→
Quarter ending December 2018	4,734	→
Variance since December 2017	0.2%	→



ACTIVITY



Month	Adjusted Scheduled Activity (UDA)	
	2018	2019
April	241	656
May	1,825	2,217
June	2,917	3,329
July	4,905	5,057
August	6,505	6,520
September	8,102	7,947
October	9,554	9,595
November	11,183	11,054
December	12,302	12,042
January	13,478	
February	15,109	
March	16,642	
April	17,148	
May	17,168	
June	17,165	

QUALITY

	Quantity	Base Number	Contract	AT	Region	England
% of FP17s for the same patient ID Re-attending within 3 months - Children	177	2,467	7.2%	9.6%	11.3%	11.8%
% of FP17s for the same patient ID Re-attending within 3 months - Adults	480	3,835	12.5%	13.9%	15.3%	15.6%
% of FP17s for the same patient ID Re-attending between 3 & 9 months - Children	1,866	2,467	75.6%	61.7%	61.1%	58.8%
% of FP17s for the same patient ID Re-attending between 3 & 9 months - Adults	2,439	3,835	63.6%	53.0%	52.4%	51.0%
% of FP17s for Band 1 Urgent Courses	751	6,051	12.4%	9.8%	9.5%	9.0%
% of FP17s Relating to Free Repair or Replacements	47	6,051	0.8%	0.6%	0.7%	0.8%
% of FP17s Relating to Continuations	36	6,051	0.6%	0.9%	0.8%	0.9%
% of Patients satisfied with the dentistry they have received	2	2	N/A	93.0%	93.1%	93.2%
% of Patients satisfied with the time they had to wait for an appointment	2	2	N/A	88.0%	87.8%	88.3%

* This is based on patients treated on this contract for their most recent course of treatment. Figures in italics indicate the base number of FP17s or Patient Questionnaire responses are less than 100. N/A is shown where the base number of responses is less than 10 during the period. % is calculated as Quantity/Base number*100

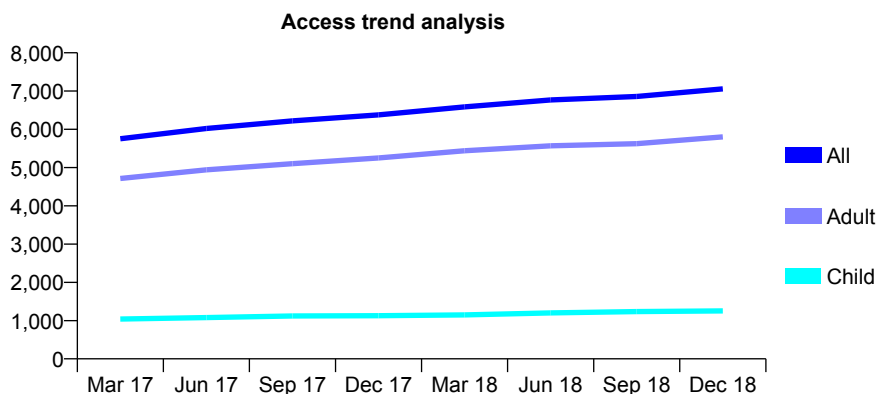
Q70 - Vital Signs At a Glance Contract Report for 110701/0001 - December 2018

Name or company name	Dr H Dhatt
Contract type name	GDS Contract
Purpose of contract	General
Contract start date	01/04/2010
Contract end date	

18/19 Contracted general activity (UDA)	18,000
Carry forward general activity (UDA)	0
18/19 Contracted orthodontic activity (UOA)	0
Carry forward orthodontic activity (UOA)	0
Baseline contract value	£490,723.50

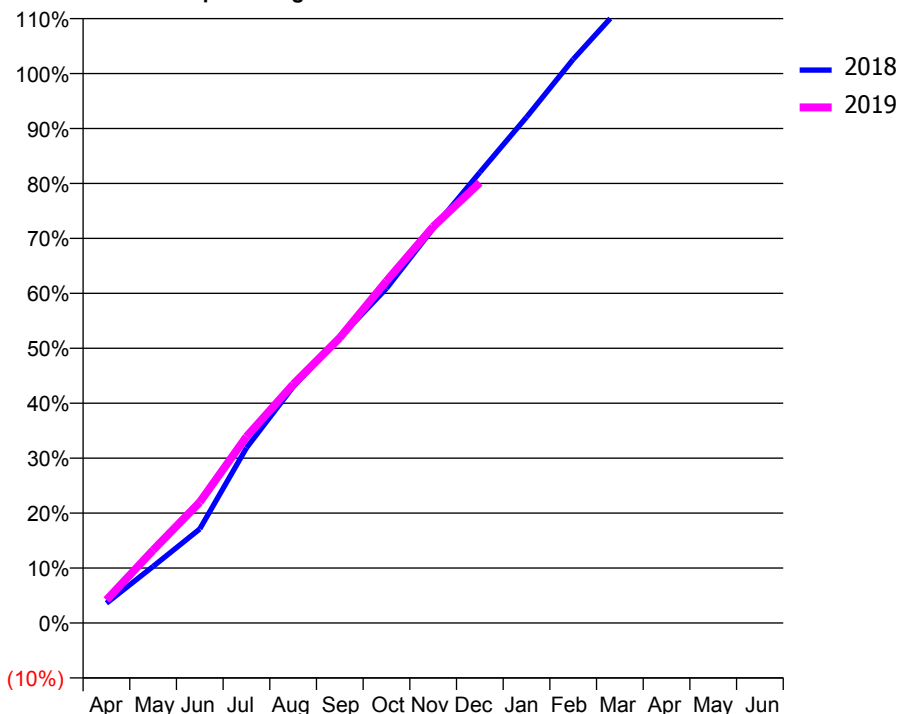
ACCESS*

Patients seen in 24 months	Total	Change since previous quarter
Quarter ending December 2017	6,379	
Quarter ending March 2018	6,588	↑
Quarter ending June 2018	6,769	↑
Quarter ending September 2018	6,859	→
Quarter ending December 2018	7,056	↑
Variance since December 2017	10.6%	↑



ACTIVITY

Cumulative percentage of contracted UDA delivered 2018 & 2019



Month	Adjusted Scheduled Activity (UDA)	
	2018	2019
April	647	752
May	1,853	2,389
June	3,083	3,959
July	5,737	6,104
August	7,738	7,816
September	9,356	9,344
October	10,961	11,201
November	12,924	12,983
December	14,763	14,423
January	16,570	
February	18,467	
March	20,145	
April	20,923	
May	20,948	
June	20,948	

QUALITY

	Quantity	Base Number	Contract	AT	Region	England
% of FP17s for the same patient ID Re-attending within 3 months - Children	100	1,443	6.9%	9.6%	11.3%	11.8%
% of FP17s for the same patient ID Re-attending within 3 months - Adults	731	5,826	12.5%	13.9%	15.3%	15.6%
% of FP17s for the same patient ID Re-attending between 3 & 9 months - Children	896	1,443	62.1%	61.7%	61.1%	58.8%
% of FP17s for the same patient ID Re-attending between 3 & 9 months - Adults	2,952	5,826	50.7%	53.0%	52.4%	51.0%
% of FP17s for Band 1 Urgent Courses	1,074	6,393	16.8%	9.8%	9.5%	9.0%
% of FP17s Relating to Free Repair or Replacements	2	6,393	0.0%	0.6%	0.7%	0.8%
% of FP17s Relating to Continuations	18	6,393	0.3%	0.9%	0.8%	0.9%
% of Patients satisfied with the dentistry they have received	4	4	N/A	93.0%	93.1%	93.2%
% of Patients satisfied with the time they had to wait for an appointment	4	4	N/A	88.0%	87.8%	88.3%

* This is based on patients treated on this contract for their most recent course of treatment. Figures in italics indicate the base number of FP17s or Patient Questionnaire responses are less than 100. N/A is shown where the base number of responses is less than 10 during the period. % is calculated as Quantity/Base number*100

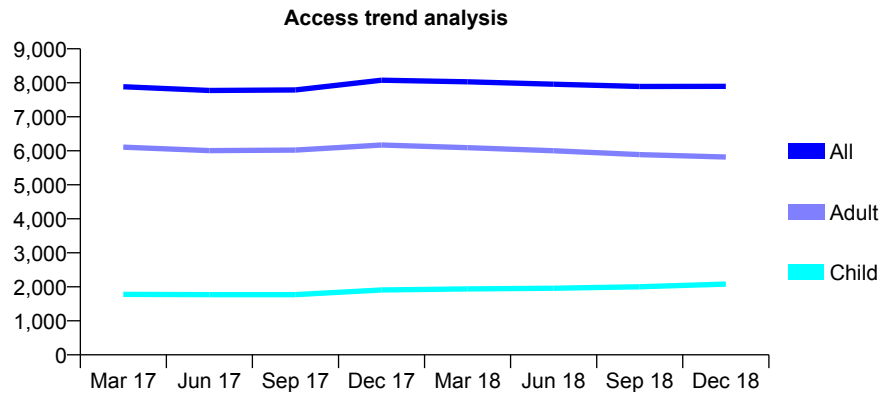
Q70 - Vital Signs At a Glance Contract Report for 112410/0001 - December 2018

Name or company name	Dale Road Oral Care Ltd
Contract type name	GDS Contract
Purpose of contract	General
Contract start date	01/09/2010
Contract end date	

18/19 Contracted general activity (UDA)	30,000
Carry forward general activity (UDA)	0
18/19 Contracted orthodontic activity (UOA)	0
Carry forward orthodontic activity (UOA)	0
Baseline contract value	£724,713.40

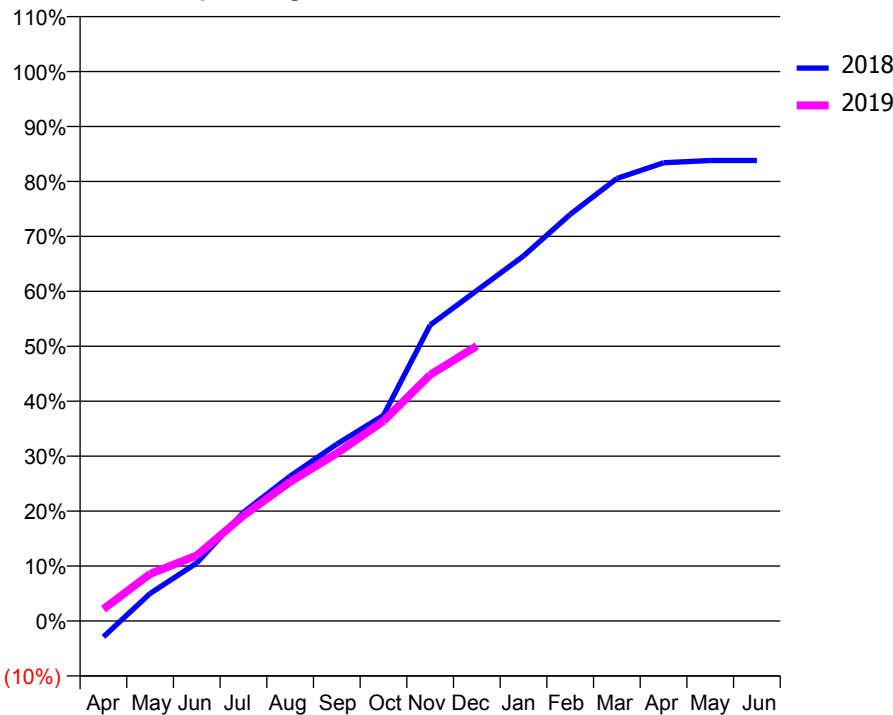
ACCESS*

Patients seen in 24 months	Total	Change since previous quarter
Quarter ending December 2017	8,077	
Quarter ending March 2018	8,031	→
Quarter ending June 2018	7,958	→
Quarter ending September 2018	7,891	→
Quarter ending December 2018	7,897	→
Variance since December 2017	(2.2%)	↓



ACTIVITY

Cumulative percentage of contracted UDA delivered 2018 & 2019



Month	Adjusted Scheduled Activity (UDA)	
	2018	2019
April	-812	655
May	1,403	2,573
June	2,957	3,581
July	5,544	5,754
August	7,381	7,595
September	9,016	9,153
October	10,478	10,916
November	15,082	13,440
December	16,839	15,015
January	18,600	
February	20,718	
March	22,546	
April	23,350	
May	23,467	
June	23,466	

QUALITY

	Quantity	Base Number	Contract	AT	Region	England
% of FP17s for the same patient ID Re-attending within 3 months - Children	223	2,084	10.7%	9.6%	11.3%	11.8%
% of FP17s for the same patient ID Re-attending within 3 months - Adults	804	4,982	16.1%	13.9%	15.3%	15.6%
% of FP17s for the same patient ID Re-attending between 3 & 9 months - Children	962	2,084	46.2%	61.7%	61.1%	58.8%
% of FP17s for the same patient ID Re-attending between 3 & 9 months - Adults	2,257	4,982	45.3%	53.0%	52.4%	51.0%
% of FP17s for Band 1 Urgent Courses	710	6,633	10.7%	9.8%	9.5%	9.0%
% of FP17s Relating to Free Repair or Replacements	33	6,633	0.5%	0.6%	0.7%	0.8%
% of FP17s Relating to Continuations	125	6,633	1.9%	0.9%	0.8%	0.9%
% of Patients satisfied with the dentistry they have received	2	2	N/A	93.0%	93.1%	93.2%
% of Patients satisfied with the time they had to wait for an appointment	2	2	N/A	88.0%	87.8%	88.3%

* This is based on patients treated on this contract for their most recent course of treatment. Figures in italics indicate the base number of FP17s or Patient Questionnaire responses are less than 100. N/A is shown where the base number of responses is less than 10 during the period. % is calculated as Quantity/Base number*100

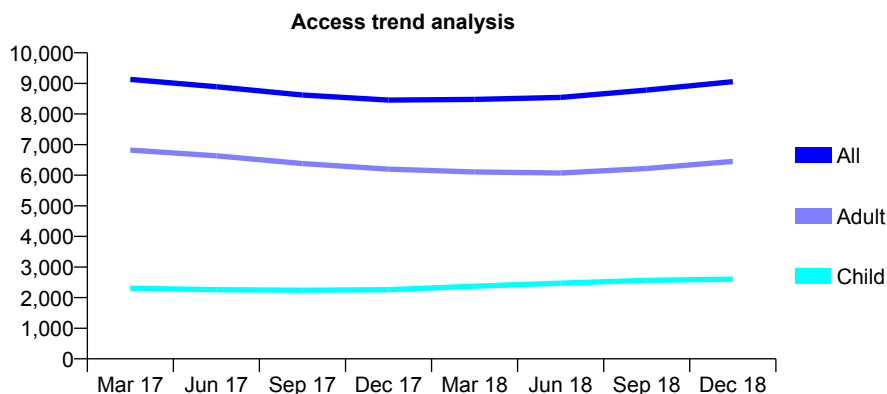
Q70 - Vital Signs At a Glance Contract Report for 112488/0004 - December 2018

Name or company name	Integrated Dental Holdings
Contract type name	GDS Contract
Purpose of contract	General
Contract start date	01/01/2009
Contract end date	

18/19 Contracted general activity (UDA)	29,968
Carry forward general activity (UDA)	0
18/19 Contracted orthodontic activity (UOA)	0
Carry forward orthodontic activity (UOA)	0
Baseline contract value	£707,023.59

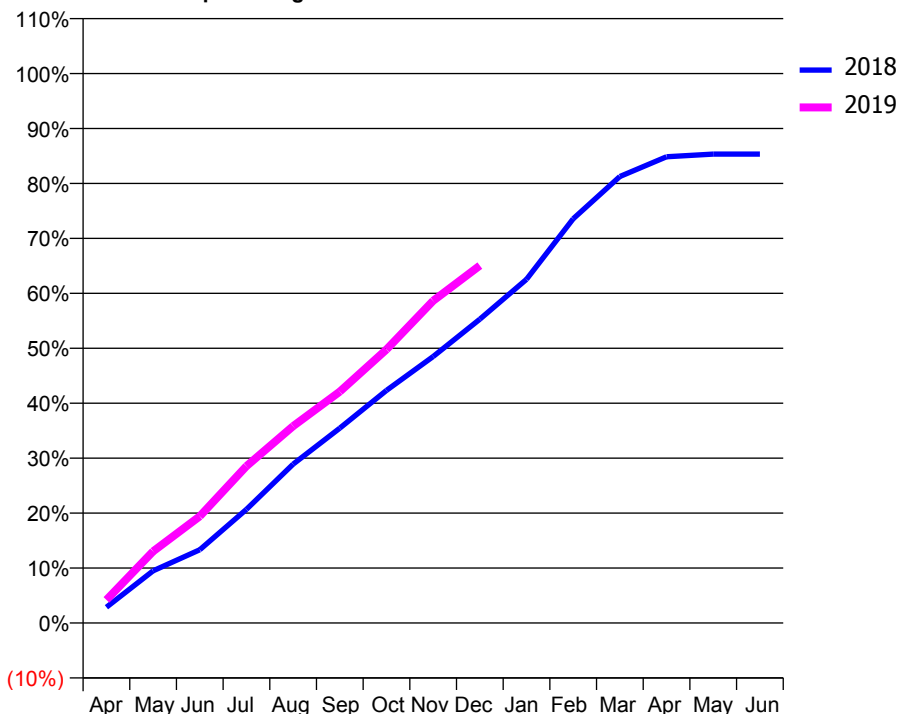
ACCESS*

Patients seen in 24 months	Total	Change since previous quarter
Quarter ending December 2017	8,456	
Quarter ending March 2018	8,477	→
Quarter ending June 2018	8,542	→
Quarter ending September 2018	8,783	↑
Quarter ending December 2018	9,055	↑
Variance since December 2017	7.1%	↑



ACTIVITY

Cumulative percentage of contracted UDA delivered 2018 & 2019



Month	Adjusted Scheduled Activity (UDA)	
	2018	2019
April	865	1,264
May	2,848	3,909
June	3,999	5,820
July	6,200	8,554
August	8,664	10,734
September	10,629	12,623
October	12,687	14,918
November	14,536	17,571
December	16,568	19,490
January	18,745	
February	22,048	
March	24,351	
April	25,431	
May	25,572	
June	25,571	

QUALITY

	Quantity	Base Number	Contract	AT	Region	England
% of FP17s for the same patient ID Re-attending within 3 months - Children	171	2,779	6.2%	9.6%	11.3%	11.8%
% of FP17s for the same patient ID Re-attending within 3 months - Adults	732	6,031	12.1%	13.9%	15.3%	15.6%
% of FP17s for the same patient ID Re-attending between 3 & 9 months - Children	1,518	2,779	54.6%	61.7%	61.1%	58.8%
% of FP17s for the same patient ID Re-attending between 3 & 9 months - Adults	2,796	6,031	46.4%	53.0%	52.4%	51.0%
% of FP17s for Band 1 Urgent Courses	643	8,350	7.7%	9.8%	9.5%	9.0%
% of FP17s Relating to Free Repair or Replacements	30	8,350	0.4%	0.6%	0.7%	0.8%
% of FP17s Relating to Continuations	56	8,350	0.7%	0.9%	0.8%	0.9%
% of Patients satisfied with the dentistry they have received	1	1	N/A	93.0%	93.1%	93.2%
% of Patients satisfied with the time they had to wait for an appointment	1	1	N/A	88.0%	87.8%	88.3%

* This is based on patients treated on this contract for their most recent course of treatment. Figures in italics indicate the base number of FP17s or Patient Questionnaire responses are less than 100. N/A is shown where the base number of responses is less than 10 during the period. % is calculated as Quantity/Base number*100

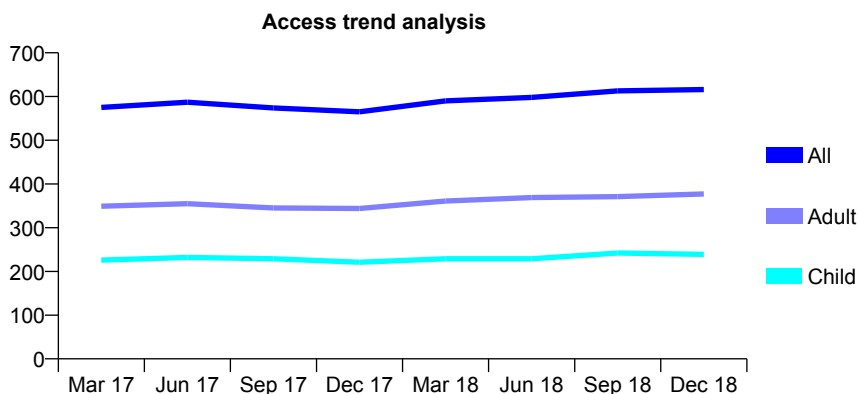
Q70 - Vital Signs At a Glance Contract Report for 112593/0001 - December 2018

Name or company name	Mrs T C Martin
Contract type name	GDS Contract
Purpose of contract	General
Contract start date	01/01/2012
Contract end date	

18/19 Contracted general activity (UDA)	1,407
Carry forward general activity (UDA)	10
18/19 Contracted orthodontic activity (UOA)	0
Carry forward orthodontic activity (UOA)	0
Baseline contract value	£35,706.60

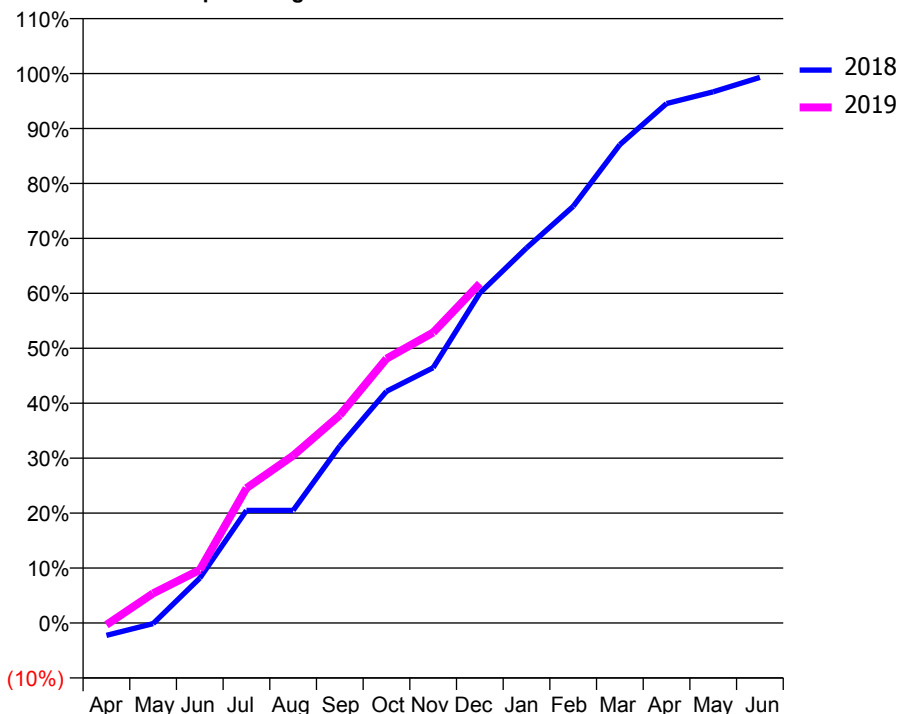
ACCESS*

Patients seen in 24 months	Total	Change since previous quarter
Quarter ending December 2017	565	
Quarter ending March 2018	590	↑
Quarter ending June 2018	598	→
Quarter ending September 2018	613	↑
Quarter ending December 2018	616	→
Variance since December 2017	9.0%	↑



ACTIVITY

Cumulative percentage of contracted UDA delivered 2018 & 2019



Adjusted Scheduled Activity (UDA)		
Month	2018	2019
April	-32	-5
May	-2	76
June	115	136
July	288	345
August	288	429
September	453	532
October	593	677
November	654	744
December	845	869
January	960	
February	1,067	
March	1,225	
April	1,330	
May	1,360	
June	1,397	

QUALITY

	Quantity	Base Number	Contract	AT	Region	England
% of FP17s for the same patient ID Re-attending within 3 months - Children	16	253	6.3%	9.6%	11.3%	11.8%
% of FP17s for the same patient ID Re-attending within 3 months - Adults	49	386	12.7%	13.9%	15.3%	15.6%
% of FP17s for the same patient ID Re-attending between 3 & 9 months - Children	144	253	56.9%	61.7%	61.1%	58.8%
% of FP17s for the same patient ID Re-attending between 3 & 9 months - Adults	218	386	56.5%	53.0%	52.4%	51.0%
% of FP17s for Band 1 Urgent Courses	11	569	1.9%	9.8%	9.5%	9.0%
% of FP17s Relating to Free Repair or Replacements	0	569	0.0%	0.6%	0.7%	0.8%
% of FP17s Relating to Continuations	0	569	0.0%	0.9%	0.8%	0.9%
% of Patients satisfied with the dentistry they have received	0	0	N/A	93.0%	93.1%	93.2%
% of Patients satisfied with the time they had to wait for an appointment	0	0	N/A	88.0%	87.8%	88.3%

* This is based on patients treated on this contract for their most recent course of treatment. Figures in italics indicate the base number of FP17s or Patient Questionnaire responses are less than 100. N/A is shown where the base number of responses is less than 10 during the period. % is calculated as Quantity/Base number*100

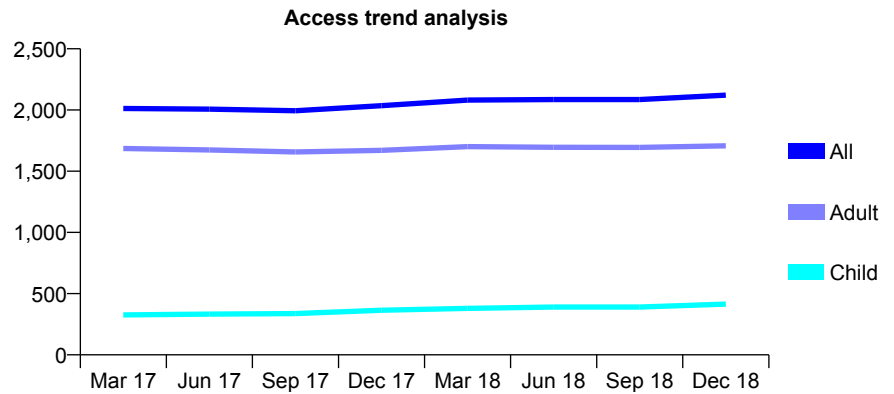
Q70 - Vital Signs At a Glance Contract Report for 112690/0001 - December 2018

Name or company name	The Grove Dental Practice
Contract type name	GDS Contract
Purpose of contract	General
Contract start date	28/03/2014
Contract end date	

18/19 Contracted general activity (UDA)	5,028
Carry forward general activity (UDA)	118
18/19 Contracted orthodontic activity (UOA)	0
Carry forward orthodontic activity (UOA)	0
Baseline contract value	£118,904.95

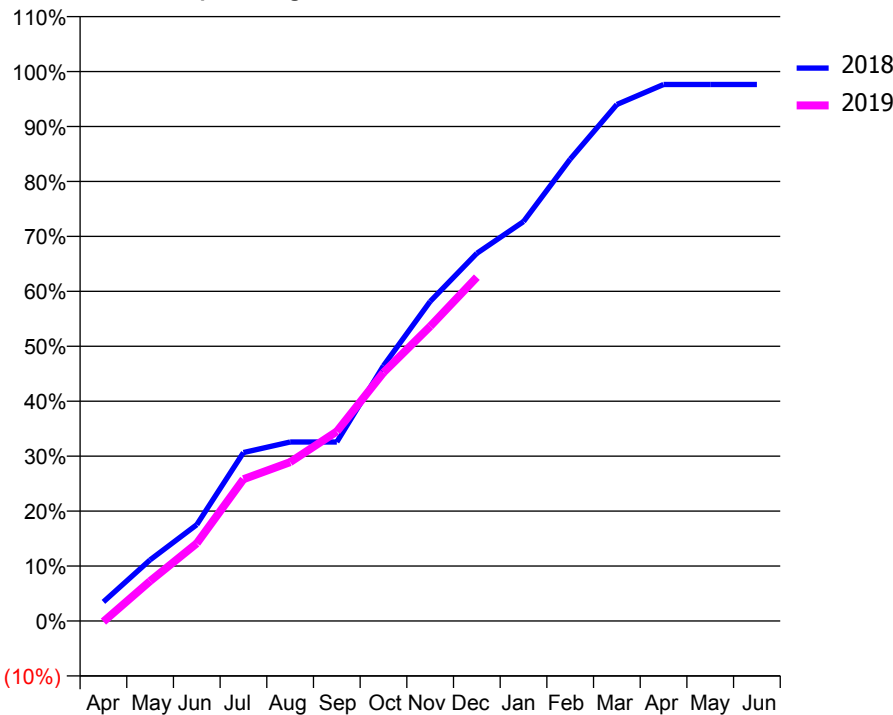
ACCESS*

Patients seen in 24 months	Total	Change since previous quarter
Quarter ending December 2017	2,035	
Quarter ending March 2018	2,081	↑
Quarter ending June 2018	2,086	→
Quarter ending September 2018	2,085	→
Quarter ending December 2018	2,121	→
Variance since December 2017	4.2%	↑



ACTIVITY

Cumulative percentage of contracted UDA delivered 2018 & 2019



Month	Adjusted Scheduled Activity (UDA)	
	2018	2019
April	176	-6
May	560	365
June	881	711
July	1,542	1,298
August	1,638	1,453
September	1,638	1,734
October	2,336	2,273
November	2,924	2,695
December	3,365	3,146
January	3,655	
February	4,226	
March	4,726	
April	4,910	
May	4,910	
June	4,910	

QUALITY

	Quantity	Base Number	Contract	AT	Region	England
% of FP17s for the same patient ID Re-attending within 3 months - Children	14	437	3.2%	9.6%	11.3%	11.8%
% of FP17s for the same patient ID Re-attending within 3 months - Adults	176	1,742	10.1%	13.9%	15.3%	15.6%
% of FP17s for the same patient ID Re-attending between 3 & 9 months - Children	279	437	63.8%	61.7%	61.1%	58.8%
% of FP17s for the same patient ID Re-attending between 3 & 9 months - Adults	1,021	1,742	58.6%	53.0%	52.4%	51.0%
% of FP17s for Band 1 Urgent Courses	245	2,088	11.7%	9.8%	9.5%	9.0%
% of FP17s Relating to Free Repair or Replacements	9	2,088	0.4%	0.6%	0.7%	0.8%
% of FP17s Relating to Continuations	0	2,088	0.0%	0.9%	0.8%	0.9%
% of Patients satisfied with the dentistry they have received	0	0	N/A	93.0%	93.1%	93.2%
% of Patients satisfied with the time they had to wait for an appointment	0	0	N/A	88.0%	87.8%	88.3%

* This is based on patients treated on this contract for their most recent course of treatment. Figures in italics indicate the base number of FP17s or Patient Questionnaire responses are less than 100. N/A is shown where the base number of responses is less than 10 during the period. % is calculated as Quantity/Base number*100

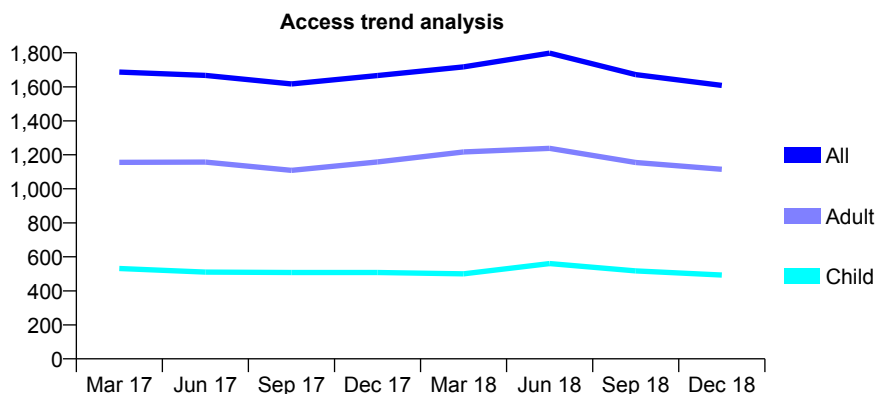
Q70 - Vital Signs At a Glance Contract Report for 112844/0001 - December 2018

Name or company name	Tadley Dental Care Partnership
Contract type name	GDS Contract
Purpose of contract	General
Contract start date	09/03/2012
Contract end date	

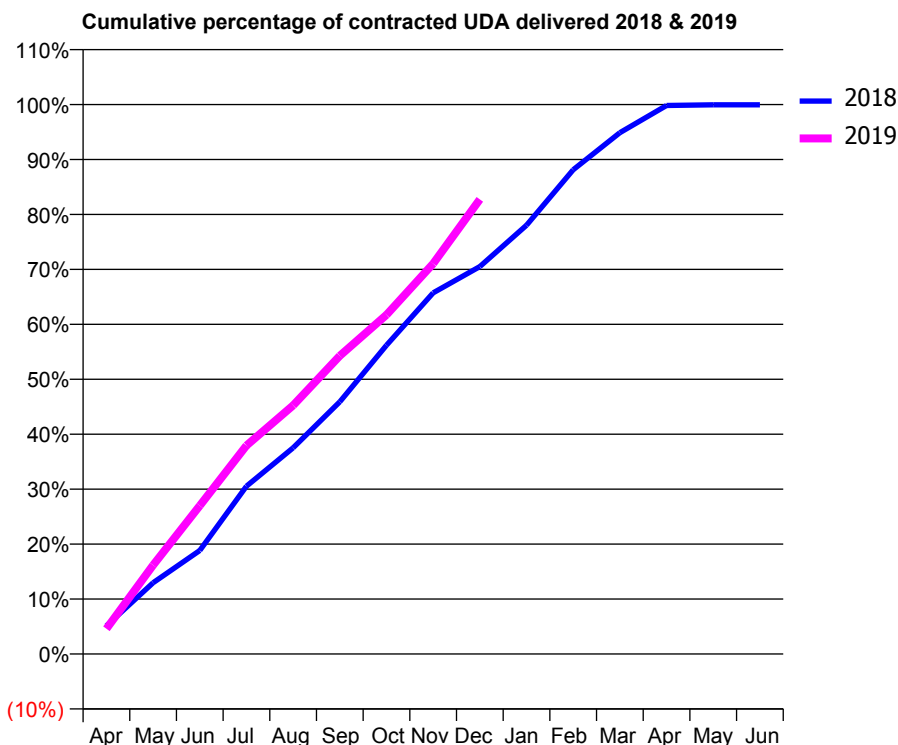
18/19 Contracted general activity (UDA)	4,130
Carry forward general activity (UDA)	2
18/19 Contracted orthodontic activity (UOA)	0
Carry forward orthodontic activity (UOA)	0
Baseline contract value	£115,207.02

ACCESS*

Patients seen in 24 months	Total	Change since previous quarter
Quarter ending December 2017	1,666	
Quarter ending March 2018	1,717	↑
Quarter ending June 2018	1,798	↑
Quarter ending September 2018	1,672	↓
Quarter ending December 2018	1,608	↓
Variance since December 2017	(3.5%)	↓



ACTIVITY



Month	Adjusted Scheduled Activity (UDA)	
	2018	2019
April	212	190
May	536	668
June	778	1,115
July	1,261	1,567
August	1,550	1,869
September	1,895	2,242
October	2,321	2,549
November	2,715	2,934
December	2,912	3,417
January	3,223	
February	3,640	
March	3,919	
April	4,123	
May	4,128	
June	4,128	

QUALITY

	Quantity	Base Number	Contract	AT	Region	England
% of FP17s for the same patient ID Re-attending within 3 months - Children	15	653	2.3%	9.6%	11.3%	11.8%
% of FP17s for the same patient ID Re-attending within 3 months - Adults	73	1,407	5.2%	13.9%	15.3%	15.6%
% of FP17s for the same patient ID Re-attending between 3 & 9 months - Children	185	653	28.3%	61.7%	61.1%	58.8%
% of FP17s for the same patient ID Re-attending between 3 & 9 months - Adults	402	1,407	28.6%	53.0%	52.4%	51.0%
% of FP17s for Band 1 Urgent Courses	110	1,935	5.7%	9.8%	9.5%	9.0%
% of FP17s Relating to Free Repair or Replacements	13	1,935	0.7%	0.6%	0.7%	0.8%
% of FP17s Relating to Continuations	3	1,935	0.2%	0.9%	0.8%	0.9%
% of Patients satisfied with the dentistry they have received	0	0	N/A	93.0%	93.1%	93.2%
% of Patients satisfied with the time they had to wait for an appointment	0	0	N/A	88.0%	87.8%	88.3%

* This is based on patients treated on this contract for their most recent course of treatment. Figures in italics indicate the base number of FP17s or Patient Questionnaire responses are less than 100. N/A is shown where the base number of responses is less than 10 during the period. % is calculated as Quantity/Base number*100

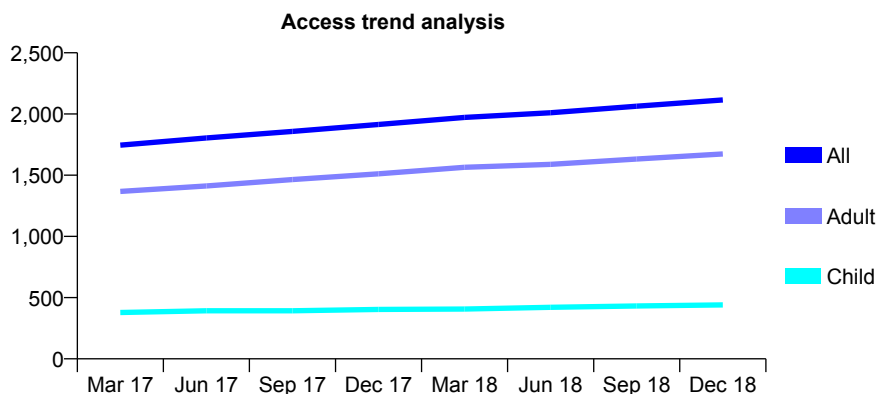
Q70 - Vital Signs At a Glance Contract Report for 115304/0001 - December 2018

Name or company name	Ms A Modarresi-Tehrani
Contract type name	GDS Contract
Purpose of contract	General
Contract start date	10/08/2012
Contract end date	

18/19 Contracted general activity (UDA)	4,462
Carry forward general activity (UDA)	0
18/19 Contracted orthodontic activity (UOA)	0
Carry forward orthodontic activity (UOA)	0
Baseline contract value	£129,793.78

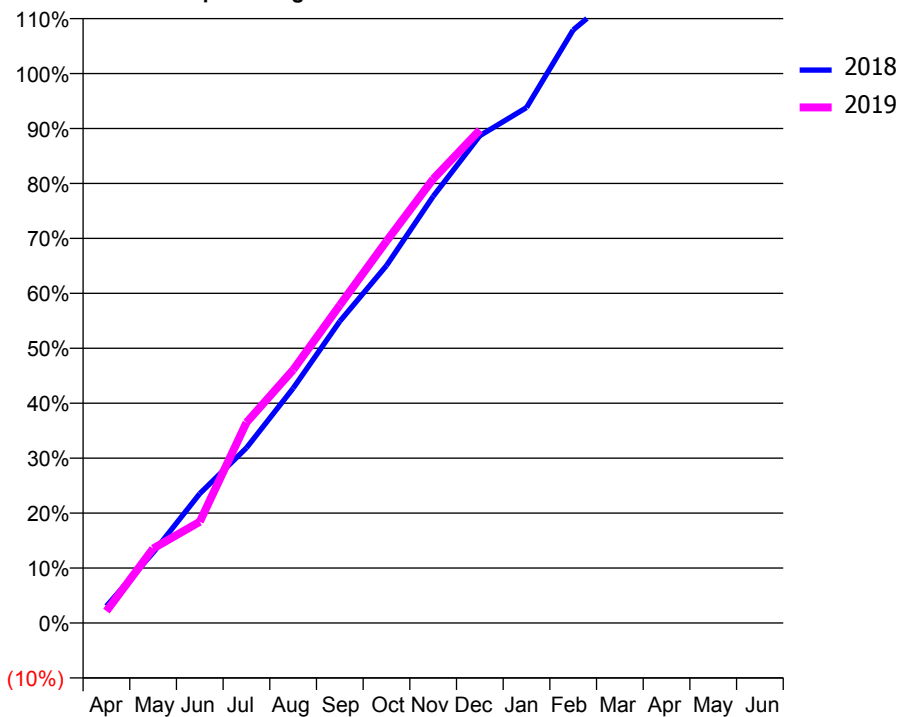
ACCESS*

Patients seen in 24 months	Total	Change since previous quarter
Quarter ending December 2017	1,915	
Quarter ending March 2018	1,972	↑
Quarter ending June 2018	2,010	→
Quarter ending September 2018	2,064	↑
Quarter ending December 2018	2,115	↑
Variance since December 2017	10.4%	↑



ACTIVITY

Cumulative percentage of contracted UDA delivered 2018 & 2019



Month	Adjusted Scheduled Activity (UDA)	
	2018	2019
April	137	97
May	571	605
June	1,051	823
July	1,422	1,628
August	1,906	2,055
September	2,450	2,581
October	2,903	3,101
November	3,464	3,605
December	3,957	4,003
January	4,186	
February	4,816	
March	5,129	
April	5,380	
May	5,385	
June	5,386	

QUALITY

	Quantity	Base Number	Contract	AT	Region	England
% of FP17s for the same patient ID Re-attending within 3 months - Children	27	426	6.3%	9.6%	11.3%	11.8%
% of FP17s for the same patient ID Re-attending within 3 months - Adults	244	1,676	14.6%	13.9%	15.3%	15.6%
% of FP17s for the same patient ID Re-attending between 3 & 9 months - Children	218	426	51.2%	61.7%	61.1%	58.8%
% of FP17s for the same patient ID Re-attending between 3 & 9 months - Adults	821	1,676	49.0%	53.0%	52.4%	51.0%
% of FP17s for Band 1 Urgent Courses	185	1,973	9.4%	9.8%	9.5%	9.0%
% of FP17s Relating to Free Repair or Replacements	0	1,973	0.0%	0.6%	0.7%	0.8%
% of FP17s Relating to Continuations	6	1,973	0.3%	0.9%	0.8%	0.9%
% of Patients satisfied with the dentistry they have received	3	3	N/A	93.0%	93.1%	93.2%
% of Patients satisfied with the time they had to wait for an appointment	3	3	N/A	88.0%	87.8%	88.3%

* This is based on patients treated on this contract for their most recent course of treatment. Figures in italics indicate the base number of FP17s or Patient Questionnaire responses are less than 100. N/A is shown where the base number of responses is less than 10 during the period. % is calculated as Quantity/Base number*100

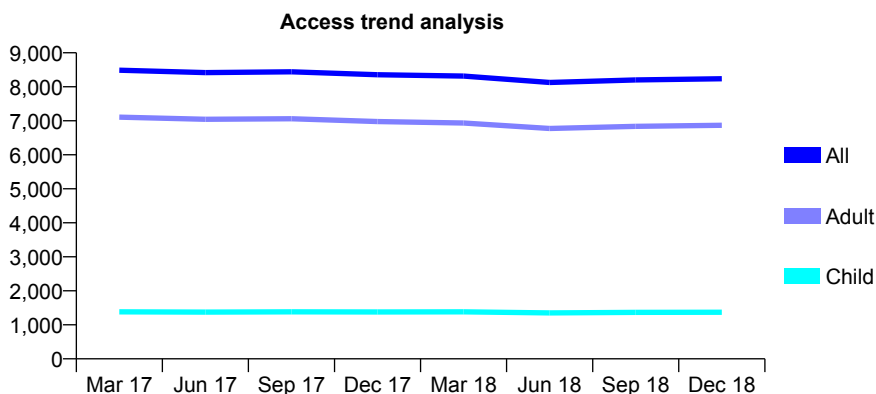
Q70 - Vital Signs At a Glance Contract Report for 115363/0001 - December 2018

Name or company name	Holmoak Dental Practice
Contract type name	GDS Contract
Purpose of contract	General
Contract start date	01/04/2009
Contract end date	

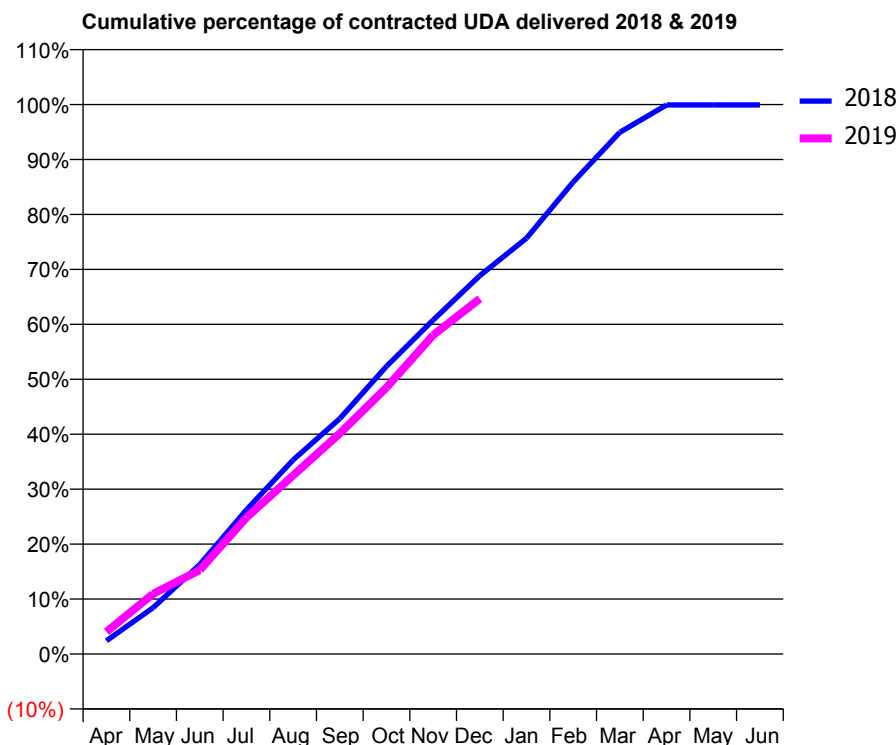
18/19 Contracted general activity (UDA)	28,000
Carry forward general activity (UDA)	20
18/19 Contracted orthodontic activity (UOA)	0
Carry forward orthodontic activity (UOA)	0
Baseline contract value	£740,899.96

ACCESS*

Patients seen in 24 months	Total	Change since previous quarter
Quarter ending December 2017	8,355	
Quarter ending March 2018	8,317	→
Quarter ending June 2018	8,126	↓
Quarter ending September 2018	8,203	→
Quarter ending December 2018	8,237	→
Variance since December 2017	(1.4%)	↓



ACTIVITY



Month	Adjusted Scheduled Activity (UDA)	
	2018	2019
April	676	1,132
May	2,361	3,068
June	4,562	4,274
July	7,351	6,955
August	9,892	9,099
September	11,993	11,244
October	14,658	13,580
November	17,018	16,250
December	19,278	18,102
January	21,192	
February	24,049	
March	26,583	
April	27,978	
May	27,980	
June	27,979	

QUALITY

	Quantity	Base Number	Contract	AT	Region	England
% of FP17s for the same patient ID Re-attending within 3 months - Children	87	1,502	5.8%	9.6%	11.3%	11.8%
% of FP17s for the same patient ID Re-attending within 3 months - Adults	1,174	7,667	15.3%	13.9%	15.3%	15.6%
% of FP17s for the same patient ID Re-attending between 3 & 9 months - Children	969	1,502	64.5%	61.7%	61.1%	58.8%
% of FP17s for the same patient ID Re-attending between 3 & 9 months - Adults	4,544	7,667	59.3%	53.0%	52.4%	51.0%
% of FP17s for Band 1 Urgent Courses	964	8,638	11.2%	9.8%	9.5%	9.0%
% of FP17s Relating to Free Repair or Replacements	70	8,638	0.8%	0.6%	0.7%	0.8%
% of FP17s Relating to Continuations	59	8,638	0.7%	0.9%	0.8%	0.9%
% of Patients satisfied with the dentistry they have received	4	5	N/A	93.0%	93.1%	93.2%
% of Patients satisfied with the time they had to wait for an appointment	5	5	N/A	88.0%	87.8%	88.3%

* This is based on patients treated on this contract for their most recent course of treatment. Figures in italics indicate the base number of FP17s or Patient Questionnaire responses are less than 100. N/A is shown where the base number of responses is less than 10 during the period. % is calculated as Quantity/Base number*100

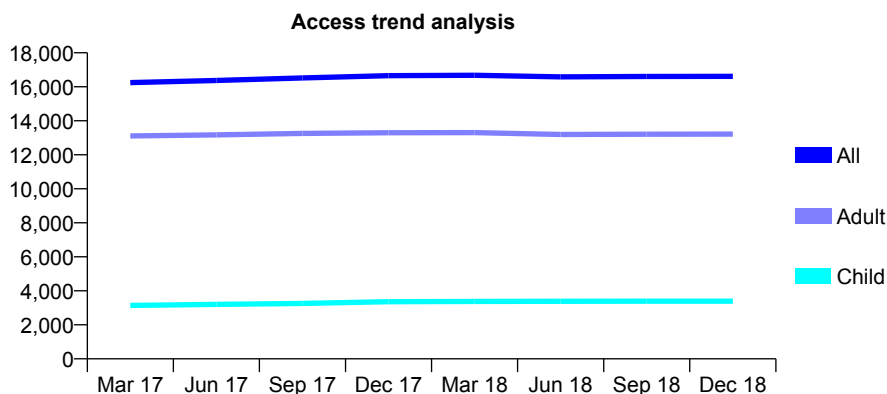
Q70 - Vital Signs At a Glance Contract Report for 116718/0001 - December 2018

Name or company name	St James Dental Practice Partnership
Contract type name	Pilot Contract
Purpose of contract	General and Orthodontic
Contract start date	01/01/2011
Contract end date	

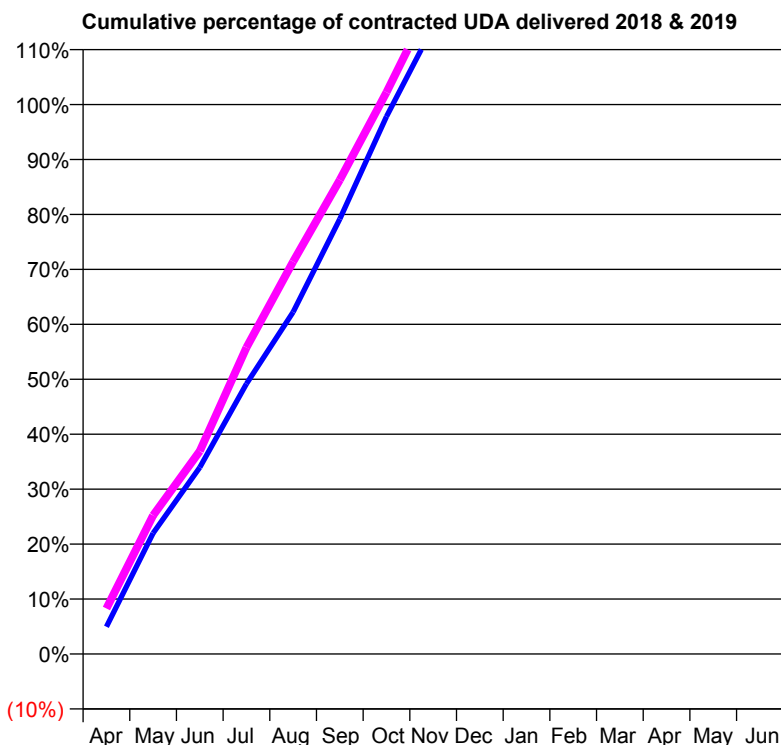
18/19 Contracted general activity (UDA)	21,572
Carry forward general activity (UDA)	0
18/19 Contracted orthodontic activity (UOA)	0
Carry forward orthodontic activity (UOA)	0
Baseline contract value	£1,898,060.86

ACCESS*

Patients seen in 24 months	Total	Change since previous quarter
Quarter ending December 2017	16,654	
Quarter ending March 2018	16,681	→
Quarter ending June 2018	16,581	→
Quarter ending September 2018	16,604	→
Quarter ending December 2018	16,615	→
Variance since December 2017	(0.2%)	→



ACTIVITY



Month	Adjusted Scheduled Activity (UDA)	
	2018	2019
April	1,069	1,787
May	4,746	5,444
June	7,328	7,966
July	10,610	12,034
August	13,425	15,405
September	17,078	18,612
October	21,099	22,051
November	24,626	25,746
December	27,810	28,485
January	30,806	
February	34,479	
March	37,706	
April	39,255	
May	39,258	
June	39,260	

QUALITY

	Quantity	Base Number	Contract	AT	Region	England
% of FP17s for the same patient ID Re-attending within 3 months - Children	125	3,655	3.4%	9.6%	11.3%	11.8%
% of FP17s for the same patient ID Re-attending within 3 months - Adults	1,338	11,097	12.1%	13.9%	15.3%	15.6%
% of FP17s for the same patient ID Re-attending between 3 & 9 months - Children	2,296	3,655	62.8%	61.7%	61.1%	58.8%
% of FP17s for the same patient ID Re-attending between 3 & 9 months - Adults	3,837	11,097	34.6%	53.0%	52.4%	51.0%
% of FP17s for Band 1 Urgent Courses	0	13,908	0.0%	9.8%	9.5%	9.0%
% of FP17s Relating to Free Repair or Replacements	73	13,908	0.5%	0.6%	0.7%	0.8%
% of FP17s Relating to Continuations	564	13,908	4.1%	0.9%	0.8%	0.9%
% of Patients satisfied with the dentistry they have received	1	1	N/A	93.0%	93.1%	93.2%
% of Patients satisfied with the time they had to wait for an appointment	1	1	N/A	88.0%	87.8%	88.3%

* This is based on patients treated on this contract for their most recent course of treatment. Figures in italics indicate the base number of FP17s or Patient Questionnaire responses are less than 100. N/A is shown where the base number of responses is less than 10 during the period. % is calculated as Quantity/Base number*100

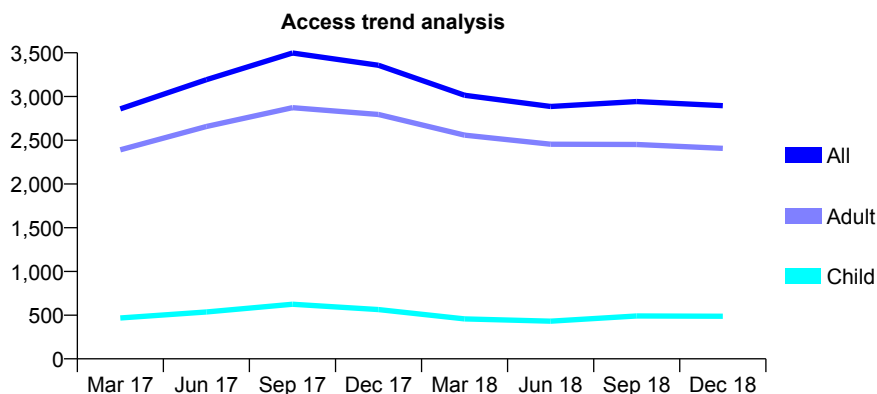
Q70 - Vital Signs At a Glance Contract Report for 117463/0001 - December 2018

Name or company name	Jonathan Mynors-Wallis, Jayne Mynors-We
Contract type name	PDS Plus Contract
Purpose of contract	General
Contract start date	01/01/2011
Contract end date	31/12/2020

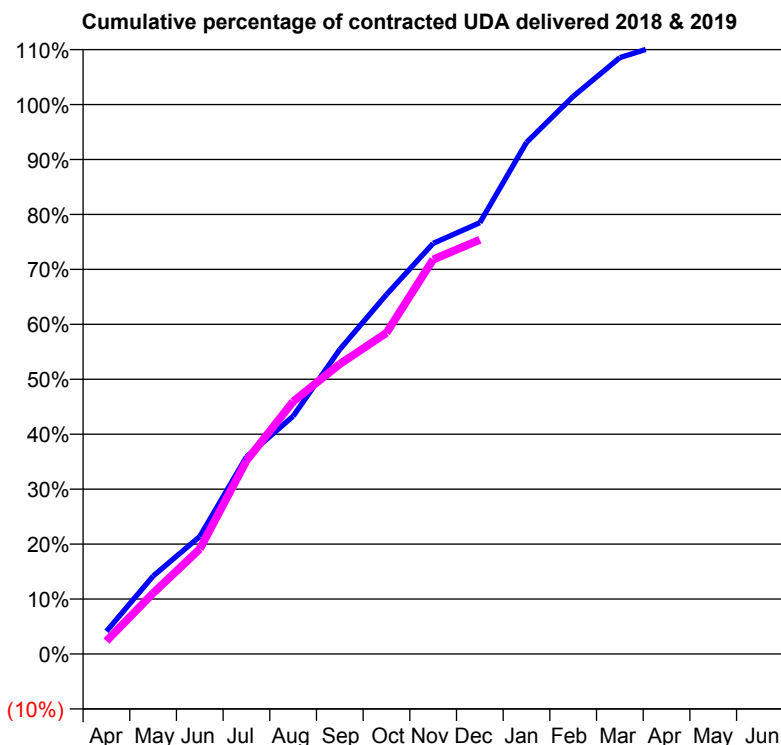
18/19 Contracted general activity (UDA)	6,000
Carry forward general activity (UDA)	0
18/19 Contracted orthodontic activity (UOA)	0
Carry forward orthodontic activity (UOA)	0
Baseline contract value	£123,361.45

ACCESS*

Patients seen in 24 months	Total	Change since previous quarter
Quarter ending December 2017	3,357	
Quarter ending March 2018	3,015	↓
Quarter ending June 2018	2,886	↓
Quarter ending September 2018	2,943	→
Quarter ending December 2018	2,896	↓
Variance since December 2017	(13.7%)	↓



ACTIVITY



Month	Adjusted Scheduled Activity (UDA)	
	2018	2019
April	248	142
May	850	665
June	1,284	1,147
July	2,153	2,111
August	2,596	2,756
September	3,326	3,165
October	3,924	3,507
November	4,484	4,308
December	4,709	4,522
January	5,585	
February	6,089	
March	6,512	
April	6,672	
May	6,680	
June	6,680	

QUALITY

	Quantity	Base Number	Contract	AT	Region	England
% of FP17s for the same patient ID Re-attending within 3 months - Children	8	564	1.4%	9.6%	11.3%	11.8%
% of FP17s for the same patient ID Re-attending within 3 months - Adults	182	2,316	7.9%	13.9%	15.3%	15.6%
% of FP17s for the same patient ID Re-attending between 3 & 9 months - Children	203	564	36.0%	61.7%	61.1%	58.8%
% of FP17s for the same patient ID Re-attending between 3 & 9 months - Adults	465	2,316	20.1%	53.0%	52.4%	51.0%
% of FP17s for Band 1 Urgent Courses	137	2,059	6.7%	9.8%	9.5%	9.0%
% of FP17s Relating to Free Repair or Replacements	45	2,059	2.2%	0.6%	0.7%	0.8%
% of FP17s Relating to Continuations	34	2,059	1.7%	0.9%	0.8%	0.9%
% of Patients satisfied with the dentistry they have received	2	2	N/A	93.0%	93.1%	93.2%
% of Patients satisfied with the time they had to wait for an appointment	2	2	N/A	88.0%	87.8%	88.3%

* This is based on patients treated on this contract for their most recent course of treatment. Figures in italics indicate the base number of FP17s or Patient Questionnaire responses are less than 100. N/A is shown where the base number of responses is less than 10 during the period. % is calculated as Quantity/Base number*100

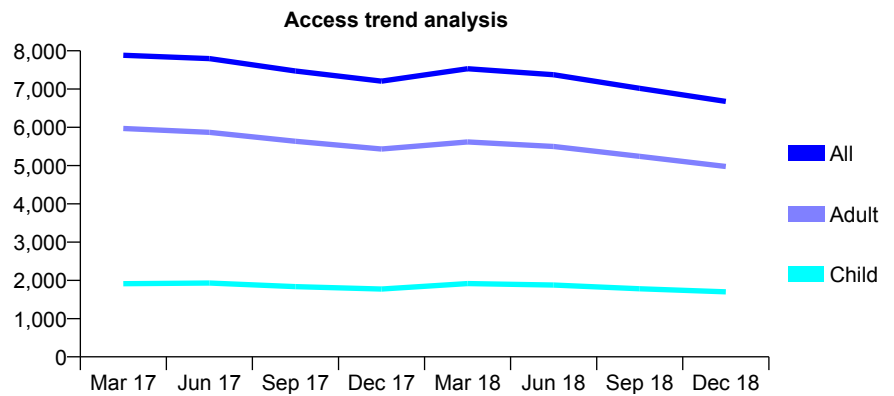
Q70 - Vital Signs At a Glance Contract Report for 118060/0025 - December 2018

Name or company name	Genix Healthcare Ltd
Contract type name	GDS Contract
Purpose of contract	General
Contract start date	24/01/2011
Contract end date	

18/19 Contracted general activity (UDA)	21,000
Carry forward general activity (UDA)	755
18/19 Contracted orthodontic activity (UOA)	0
Carry forward orthodontic activity (UOA)	0
Baseline contract value	£539,445.88

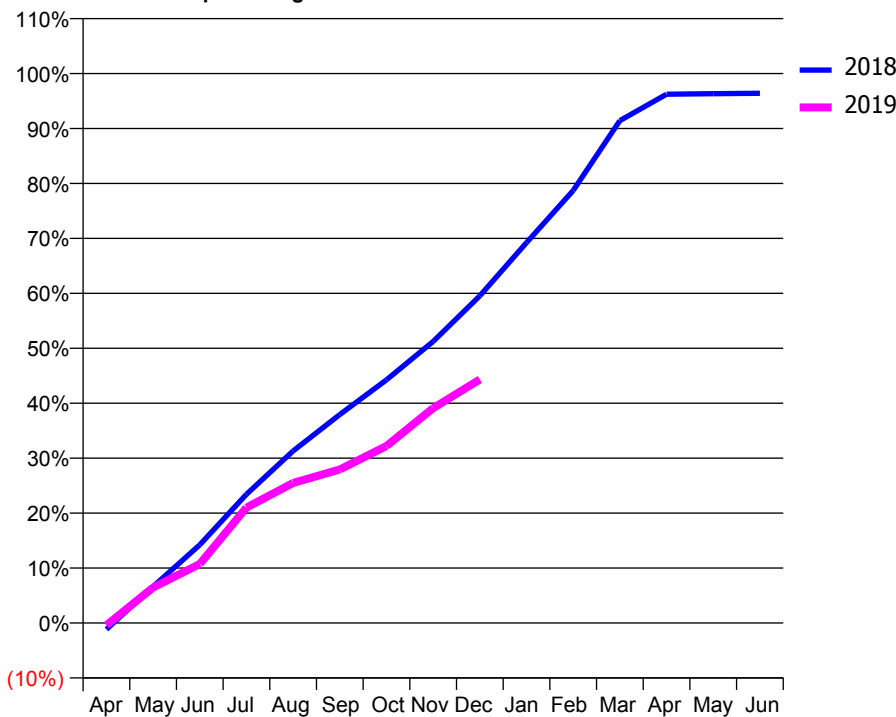
ACCESS*

Patients seen in 24 months	Total	Change since previous quarter
Quarter ending December 2017	7,206	
Quarter ending March 2018	7,532	↑
Quarter ending June 2018	7,374	↓
Quarter ending September 2018	7,020	↓
Quarter ending December 2018	6,678	↓
Variance since December 2017	(7.3%)	↓



ACTIVITY

Cumulative percentage of contracted UDA delivered 2018 & 2019



Month	Adjusted Scheduled Activity (UDA)	
	2018	2019
April	-245	-92
May	1,393	1,356
June	2,988	2,254
July	4,919	4,412
August	6,578	5,356
September	7,966	5,867
October	9,293	6,767
November	10,762	8,211
December	12,506	9,310
January	14,535	
February	16,529	
March	19,198	
April	20,208	
May	20,228	
June	20,244	

QUALITY

	Quantity	Base Number	Contract	AT	Region	England
% of FP17s for the same patient ID Re-attending within 3 months - Children	73	1,305	5.6%	9.6%	11.3%	11.8%
% of FP17s for the same patient ID Re-attending within 3 months - Adults	509	4,165	12.2%	13.9%	15.3%	15.6%
% of FP17s for the same patient ID Re-attending between 3 & 9 months - Children	815	1,305	62.5%	61.7%	61.1%	58.8%
% of FP17s for the same patient ID Re-attending between 3 & 9 months - Adults	2,637	4,165	63.3%	53.0%	52.4%	51.0%
% of FP17s for Band 1 Urgent Courses	370	5,104	7.2%	9.8%	9.5%	9.0%
% of FP17s Relating to Free Repair or Replacements	45	5,104	0.9%	0.6%	0.7%	0.8%
% of FP17s Relating to Continuations	10	5,104	0.2%	0.9%	0.8%	0.9%
% of Patients satisfied with the dentistry they have received	3	3	N/A	93.0%	93.1%	93.2%
% of Patients satisfied with the time they had to wait for an appointment	3	3	N/A	88.0%	87.8%	88.3%

* This is based on patients treated on this contract for their most recent course of treatment. Figures in italics indicate the base number of FP17s or Patient Questionnaire responses are less than 100. N/A is shown where the base number of responses is less than 10 during the period. % is calculated as Quantity/Base number*100

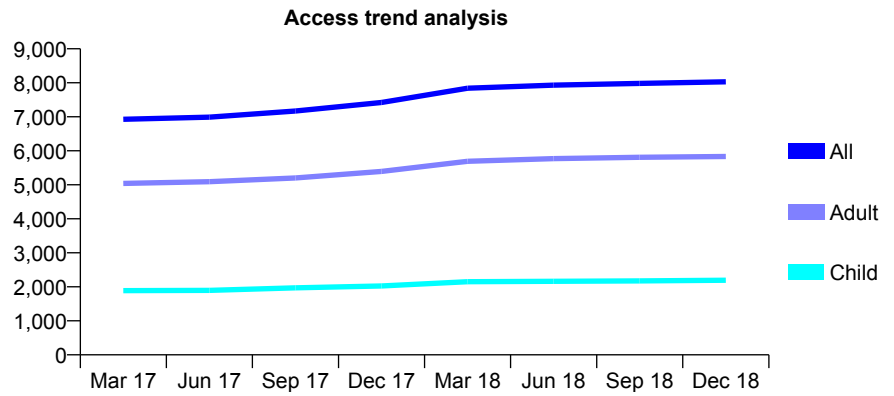
Q70 - Vital Signs At a Glance Contract Report for 118060/0026 - December 2018

Name or company name	Genix Healthcare Ltd
Contract type name	GDS Contract
Purpose of contract	General
Contract start date	01/04/2011
Contract end date	

18/19 Contracted general activity (UDA)	21,000
Carry forward general activity (UDA)	0
18/19 Contracted orthodontic activity (UOA)	0
Carry forward orthodontic activity (UOA)	0
Baseline contract value	£539,445.88

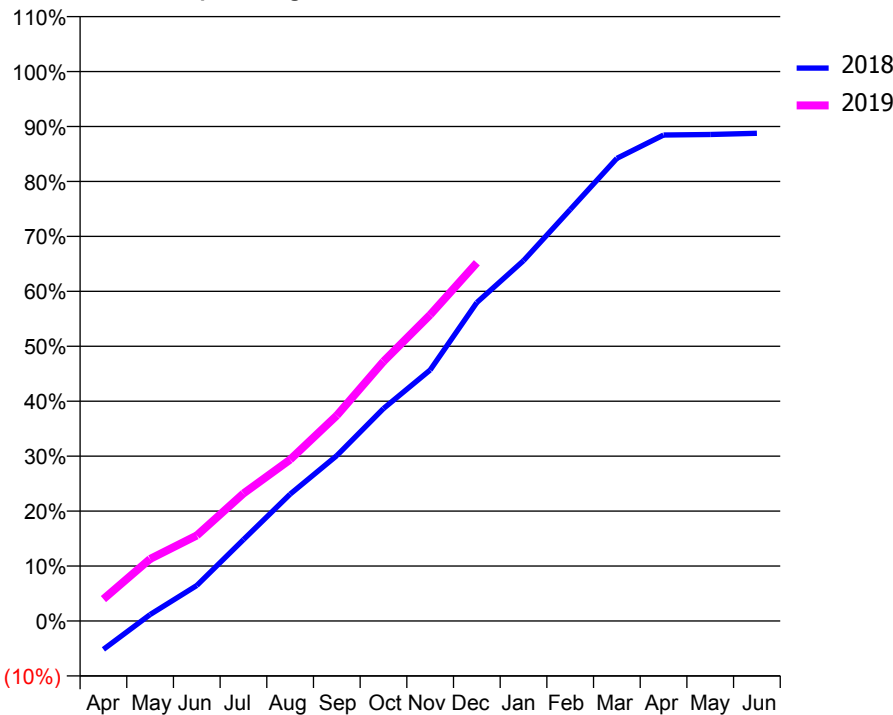
ACCESS*

Patients seen in 24 months	Total	Change since previous quarter
Quarter ending December 2017	7,420	
Quarter ending March 2018	7,841	↑
Quarter ending June 2018	7,930	→
Quarter ending September 2018	7,983	→
Quarter ending December 2018	8,028	→
Variance since December 2017	8.2%	↑



ACTIVITY

Cumulative percentage of contracted UDA delivered 2018 & 2019



Month	Adjusted Scheduled Activity (UDA)	
	2018	2019
April	-1,086	837
May	249	2,370
June	1,357	3,271
July	3,112	4,875
August	4,849	6,168
September	6,321	7,855
October	8,119	9,920
November	9,595	11,701
December	12,173	13,693
January	13,773	
February	15,723	
March	17,682	
April	18,573	
May	18,593	
June	18,637	

QUALITY

	Quantity	Base Number	Contract	AT	Region	England
% of FP17s for the same patient ID Re-attending within 3 months - Children	112	2,281	4.9%	9.6%	11.3%	11.8%
% of FP17s for the same patient ID Re-attending within 3 months - Adults	534	5,676	9.4%	13.9%	15.3%	15.6%
% of FP17s for the same patient ID Re-attending between 3 & 9 months - Children	1,376	2,281	60.3%	61.7%	61.1%	58.8%
% of FP17s for the same patient ID Re-attending between 3 & 9 months - Adults	3,405	5,676	60.0%	53.0%	52.4%	51.0%
% of FP17s for Band 1 Urgent Courses	706	7,463	9.5%	9.8%	9.5%	9.0%
% of FP17s Relating to Free Repair or Replacements	46	7,463	0.6%	0.6%	0.7%	0.8%
% of FP17s Relating to Continuations	27	7,463	0.4%	0.9%	0.8%	0.9%
% of Patients satisfied with the dentistry they have received	4	4	N/A	93.0%	93.1%	93.2%
% of Patients satisfied with the time they had to wait for an appointment	3	4	N/A	88.0%	87.8%	88.3%

* This is based on patients treated on this contract for their most recent course of treatment. Figures in italics indicate the base number of FP17s or Patient Questionnaire responses are less than 100. N/A is shown where the base number of responses is less than 10 during the period. % is calculated as Quantity/Base number*100

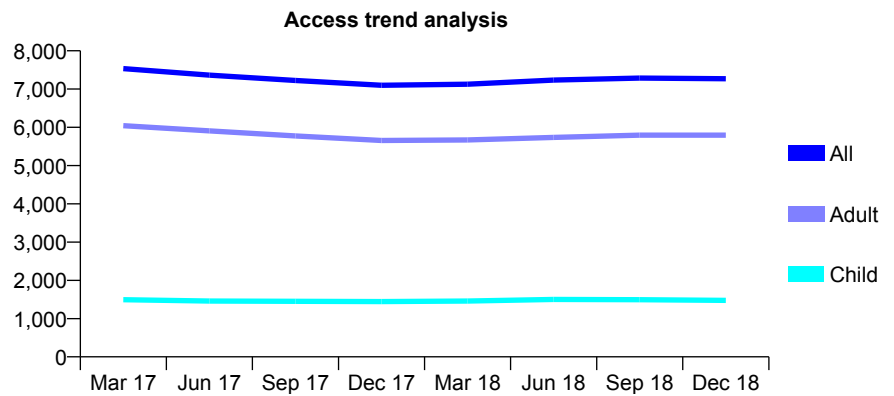
Q70 - Vital Signs At a Glance Contract Report for 118133/0001 - December 2018

Name or company name	Mrs P Oghabi Sajjadi & Ms P Soltani
Contract type name	GDS Contract
Purpose of contract	General
Contract start date	01/11/2010
Contract end date	

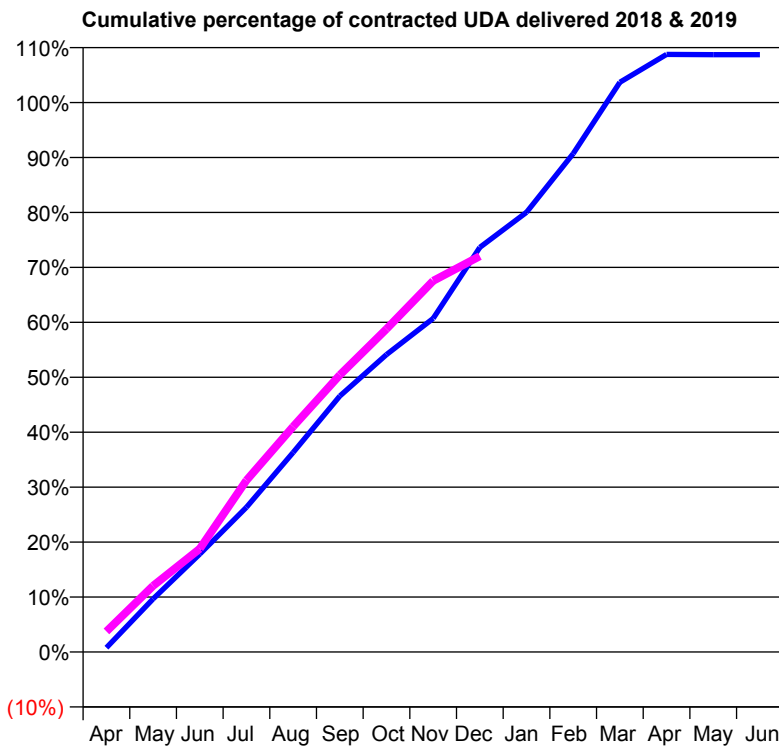
18/19 Contracted general activity (UDA)	23,000
Carry forward general activity (UDA)	0
18/19 Contracted orthodontic activity (UOA)	0
Carry forward orthodontic activity (UOA)	0
Baseline contract value	£575,544.85

ACCESS*

Patients seen in 24 months	Total	Change since previous quarter
Quarter ending December 2017	7,099	
Quarter ending March 2018	7,128	→
Quarter ending June 2018	7,236	→
Quarter ending September 2018	7,288	→
Quarter ending December 2018	7,270	→
Variance since December 2017	2.4%	↑



ACTIVITY



Month	Adjusted Scheduled Activity (UDA)	
	2018	2019
April	182	860
May	2,226	2,773
June	4,099	4,321
July	6,057	7,184
August	8,352	9,437
September	10,712	11,596
October	12,450	13,523
November	13,963	15,536
December	16,935	16,568
January	18,404	
February	20,858	
March	23,847	
April	25,015	
May	25,002	
June	25,002	

QUALITY

	Quantity	Base Number	Contract	AT	Region	England
% of FP17s for the same patient ID Re-attending within 3 months - Children	73	1,566	4.7%	9.6%	11.3%	11.8%
% of FP17s for the same patient ID Re-attending within 3 months - Adults	619	5,957	10.4%	13.9%	15.3%	15.6%
% of FP17s for the same patient ID Re-attending between 3 & 9 months - Children	941	1,566	60.1%	61.7%	61.1%	58.8%
% of FP17s for the same patient ID Re-attending between 3 & 9 months - Adults	3,559	5,957	59.7%	53.0%	52.4%	51.0%
% of FP17s for Band 1 Urgent Courses	380	7,146	5.3%	9.8%	9.5%	9.0%
% of FP17s Relating to Free Repair or Replacements	65	7,146	0.9%	0.6%	0.7%	0.8%
% of FP17s Relating to Continuations	125	7,146	1.7%	0.9%	0.8%	0.9%
% of Patients satisfied with the dentistry they have received	5	5	N/A	93.0%	93.1%	93.2%
% of Patients satisfied with the time they had to wait for an appointment	5	5	N/A	88.0%	87.8%	88.3%

* This is based on patients treated on this contract for their most recent course of treatment. Figures in italics indicate the base number of FP17s or Patient Questionnaire responses are less than 100. N/A is shown where the base number of responses is less than 10 during the period. % is calculated as Quantity/Base number*100

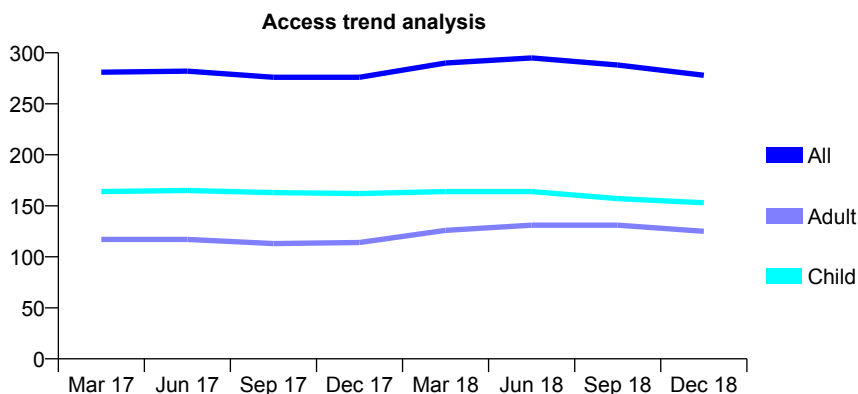
Q70 - Vital Signs At a Glance Contract Report for 118451/0001 - December 2018

Name or company name	Adriana Lackova
Contract type name	GDS Contract
Purpose of contract	General
Contract start date	01/07/2011
Contract end date	

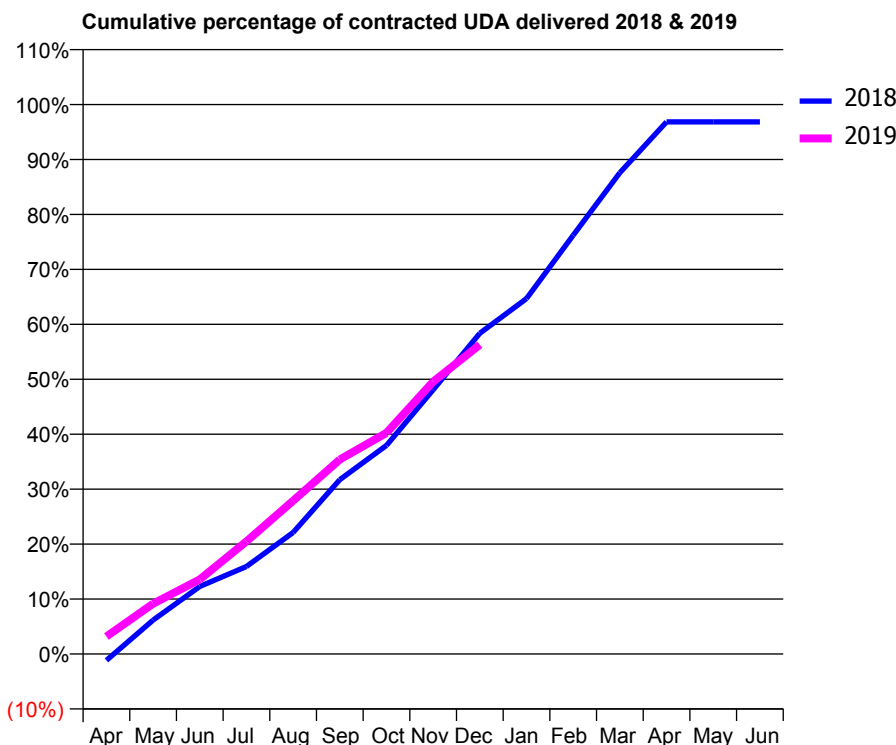
18/19 Contracted general activity (UDA)	1,000
Carry forward general activity (UDA)	31
18/19 Contracted orthodontic activity (UOA)	0
Carry forward orthodontic activity (UOA)	0
Baseline contract value	£19,796.06

ACCESS*

Patients seen in 24 months	Total	Change since previous quarter
Quarter ending December 2017	276	
Quarter ending March 2018	290	↑
Quarter ending June 2018	295	→
Quarter ending September 2018	288	↓
Quarter ending December 2018	278	↓
Variance since December 2017	0.7%	→



ACTIVITY



Month	Adjusted Scheduled Activity (UDA)	
	2018	2019
April	-12	32
May	62	92
June	123	136
July	159	205
August	221	279
September	317	354
October	380	402
November	481	496
December	584	563
January	647	
February	762	
March	876	
April	968	
May	968	
June	968	

QUALITY

	Quantity	Base Number	Contract	AT	Region	England
% of FP17s for the same patient ID Re-attending within 3 months - Children	41	241	17.0%	9.6%	11.3%	11.8%
% of FP17s for the same patient ID Re-attending within 3 months - Adults	20	114	17.5%	13.9%	15.3%	15.6%
% of FP17s for the same patient ID Re-attending between 3 & 9 months - Children	157	241	65.1%	61.7%	61.1%	58.8%
% of FP17s for the same patient ID Re-attending between 3 & 9 months - Adults	77	114	67.5%	53.0%	52.4%	51.0%
% of FP17s for Band 1 Urgent Courses	9	325	2.8%	9.8%	9.5%	9.0%
% of FP17s Relating to Free Repair or Replacements	0	325	0.0%	0.6%	0.7%	0.8%
% of FP17s Relating to Continuations	2	325	0.6%	0.9%	0.8%	0.9%
% of Patients satisfied with the dentistry they have received	0	0	N/A	93.0%	93.1%	93.2%
% of Patients satisfied with the time they had to wait for an appointment	0	0	N/A	88.0%	87.8%	88.3%

* This is based on patients treated on this contract for their most recent course of treatment. Figures in italics indicate the base number of FP17s or Patient Questionnaire responses are less than 100. N/A is shown where the base number of responses is less than 10 during the period. % is calculated as Quantity/Base number*100

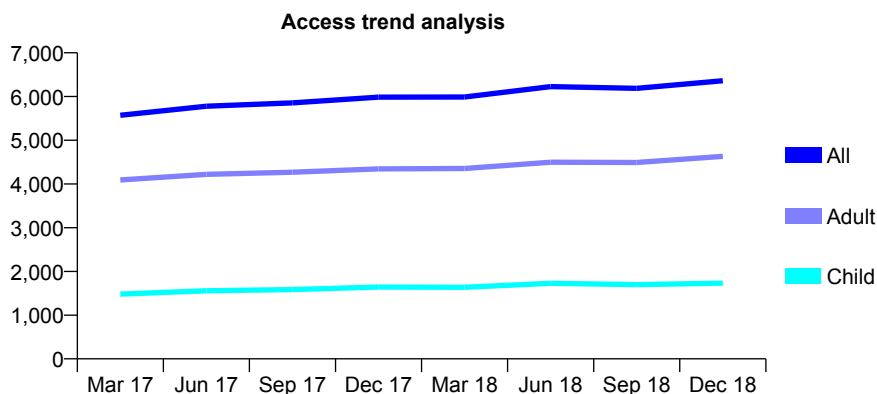
Q70 - Vital Signs At a Glance Contract Report for 119016/0001 - December 2018

Name or company name	Alton Dental Ltd
Contract type name	GDS Contract
Purpose of contract	General
Contract start date	01/12/2010
Contract end date	

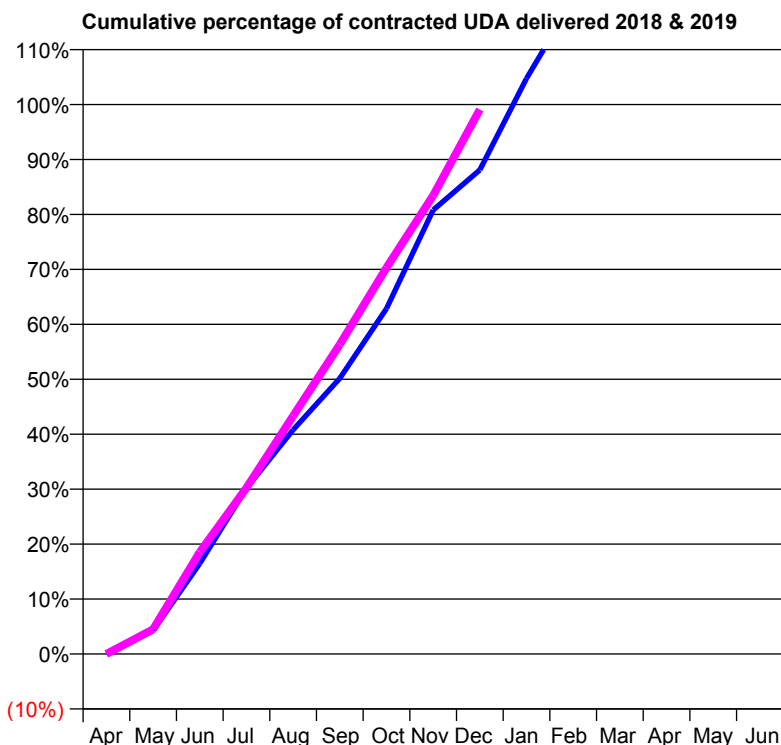
18/19 Contracted general activity (UDA)	9,051
Carry forward general activity (UDA)	0
18/19 Contracted orthodontic activity (UOA)	0
Carry forward orthodontic activity (UOA)	0
Baseline contract value	£305,658.15

ACCESS*

Patients seen in 24 months	Total	Change since previous quarter
Quarter ending December 2017	5,985	
Quarter ending March 2018	5,990	→
Quarter ending June 2018	6,227	↑
Quarter ending September 2018	6,187	→
Quarter ending December 2018	6,362	↑
Variance since December 2017	6.3%	↑



ACTIVITY



Month	Adjusted Scheduled Activity (UDA)	
	2018	2019
April	0	0
May	387	407
June	1,492	1,679
July	2,731	2,737
August	3,693	3,922
September	4,540	5,099
October	5,691	6,364
November	7,312	7,553
December	7,974	8,968
January	9,481	
February	10,771	
March	12,166	
April	13,444	
May	14,125	
June	14,124	

QUALITY

	Quantity	Base Number	Contract	AT	Region	England
% of FP17s for the same patient ID Re-attending within 3 months - Children	185	1,882	9.8%	9.6%	11.3%	11.8%
% of FP17s for the same patient ID Re-attending within 3 months - Adults	780	4,865	16.0%	13.9%	15.3%	15.6%
% of FP17s for the same patient ID Re-attending between 3 & 9 months - Children	961	1,882	51.1%	61.7%	61.1%	58.8%
% of FP17s for the same patient ID Re-attending between 3 & 9 months - Adults	2,405	4,865	49.4%	53.0%	52.4%	51.0%
% of FP17s for Band 1 Urgent Courses	469	4,990	9.4%	9.8%	9.5%	9.0%
% of FP17s Relating to Free Repair or Replacements	19	4,990	0.4%	0.6%	0.7%	0.8%
% of FP17s Relating to Continuations	12	4,990	0.2%	0.9%	0.8%	0.9%
% of Patients satisfied with the dentistry they have received	1	1	N/A	93.0%	93.1%	93.2%
% of Patients satisfied with the time they had to wait for an appointment	1	1	N/A	88.0%	87.8%	88.3%

* This is based on patients treated on this contract for their most recent course of treatment. Figures in italics indicate the base number of FP17s or Patient Questionnaire responses are less than 100. N/A is shown where the base number of responses is less than 10 during the period. % is calculated as Quantity/Base number*100

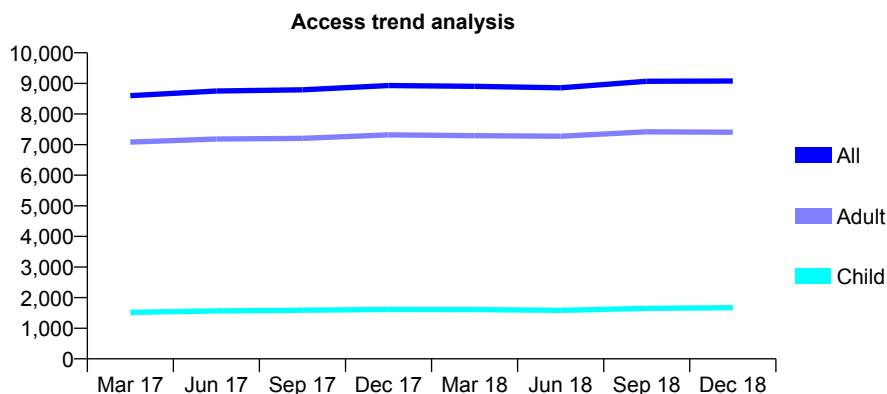
Q70 - Vital Signs At a Glance Contract Report for 119652/0001 - December 2018

Name or company name	Westbourne Dental Practice
Contract type name	GDS Contract
Purpose of contract	General
Contract start date	01/04/2011
Contract end date	

18/19 Contracted general activity (UDA)	22,000
Carry forward general activity (UDA)	0
18/19 Contracted orthodontic activity (UOA)	0
Carry forward orthodontic activity (UOA)	0
Baseline contract value	£529,026.51

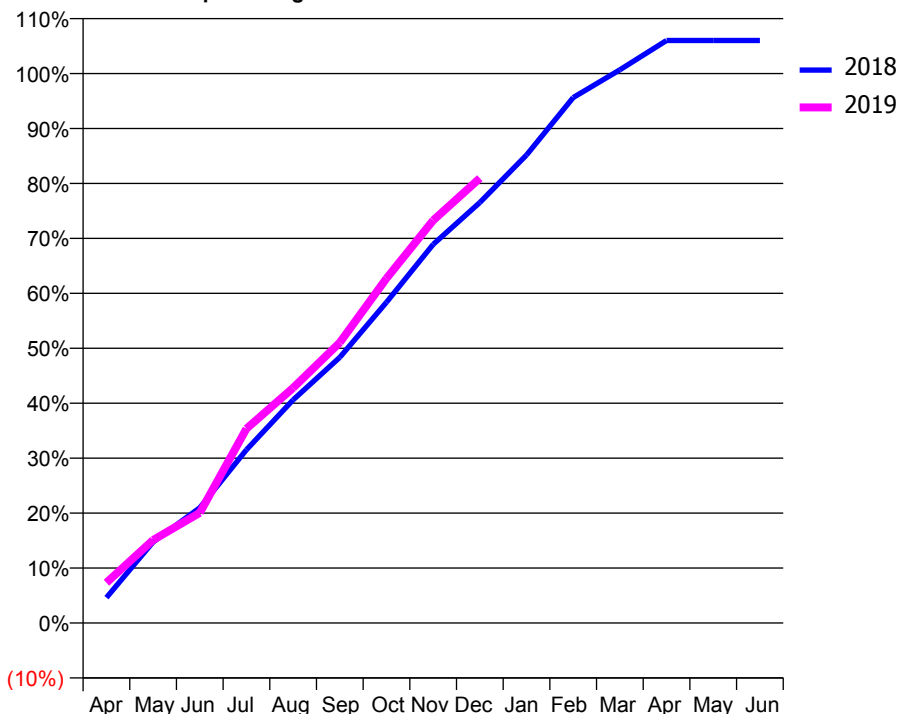
ACCESS*

Patients seen in 24 months	Total	Change since previous quarter
Quarter ending December 2017	8,929	
Quarter ending March 2018	8,903	→
Quarter ending June 2018	8,858	→
Quarter ending September 2018	9,068	↑
Quarter ending December 2018	9,079	→
Variance since December 2017	1.7%	→



ACTIVITY

Cumulative percentage of contracted UDA delivered 2018 & 2019



Month	Adjusted Scheduled Activity (UDA)	
	2018	2019
April	1,016	1,613
May	3,242	3,324
June	4,615	4,412
July	6,935	7,781
August	8,936	9,414
September	10,640	11,232
October	12,841	13,796
November	15,159	16,119
December	16,834	17,807
January	18,737	
February	21,037	
March	22,147	
April	23,323	
May	23,324	
June	23,324	

QUALITY

	Quantity	Base Number	Contract	AT	Region	England
% of FP17s for the same patient ID Re-attending within 3 months - Children	104	1,814	5.7%	9.6%	11.3%	11.8%
% of FP17s for the same patient ID Re-attending within 3 months - Adults	655	7,399	8.9%	13.9%	15.3%	15.6%
% of FP17s for the same patient ID Re-attending between 3 & 9 months - Children	978	1,814	53.9%	61.7%	61.1%	58.8%
% of FP17s for the same patient ID Re-attending between 3 & 9 months - Adults	3,674	7,399	49.7%	53.0%	52.4%	51.0%
% of FP17s for Band 1 Urgent Courses	322	8,720	3.7%	9.8%	9.5%	9.0%
% of FP17s Relating to Free Repair or Replacements	15	8,720	0.2%	0.6%	0.7%	0.8%
% of FP17s Relating to Continuations	169	8,720	1.9%	0.9%	0.8%	0.9%
% of Patients satisfied with the dentistry they have received	1	1	N/A	93.0%	93.1%	93.2%
% of Patients satisfied with the time they had to wait for an appointment	1	1	N/A	88.0%	87.8%	88.3%

* This is based on patients treated on this contract for their most recent course of treatment. Figures in italics indicate the base number of FP17s or Patient Questionnaire responses are less than 100. N/A is shown where the base number of responses is less than 10 during the period. % is calculated as Quantity/Base number*100

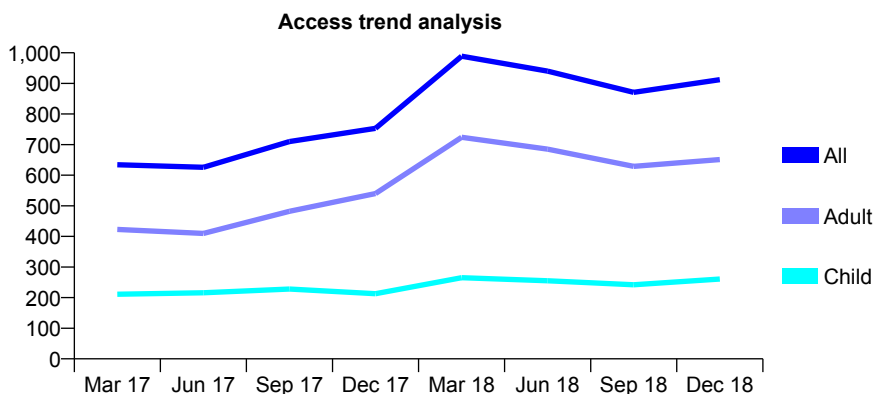
Q70 - Vital Signs At a Glance Contract Report for 119830/0001 - December 2018

Name or company name	Millhams Road Partnership
Contract type name	GDS Contract
Purpose of contract	General
Contract start date	01/04/2012
Contract end date	

18/19 Contracted general activity (UDA)	2,495
Carry forward general activity (UDA)	0
18/19 Contracted orthodontic activity (UOA)	0
Carry forward orthodontic activity (UOA)	0
Baseline contract value	£66,550.65

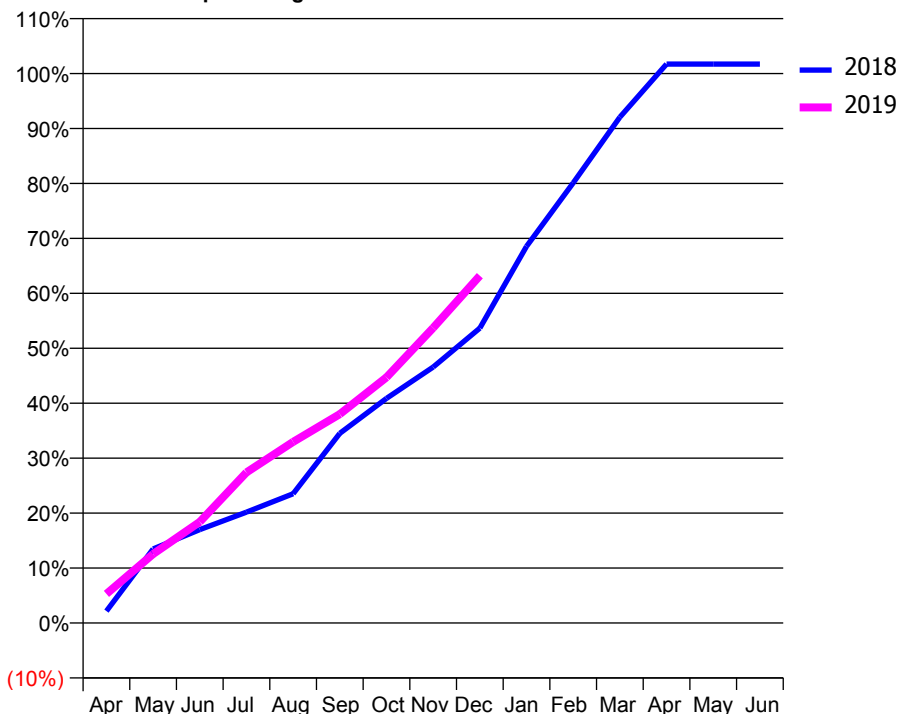
ACCESS*

Patients seen in 24 months	Total	Change since previous quarter
Quarter ending December 2017	753	
Quarter ending March 2018	989	↑
Quarter ending June 2018	940	↓
Quarter ending September 2018	871	↓
Quarter ending December 2018	912	↑
Variance since December 2017	21.1%	↑



ACTIVITY

Cumulative percentage of contracted UDA delivered 2018 & 2019



Month	Adjusted Scheduled Activity (UDA)	
	2018	2019
April	54	132
May	336	314
June	424	459
July	504	684
August	587	823
September	861	948
October	1,020	1,116
November	1,162	1,340
December	1,339	1,577
January	1,710	
February	1,999	
March	2,297	
April	2,538	
May	2,538	
June	2,538	

QUALITY

	Quantity	Base Number	Contract	AT	Region	England
% of FP17s for the same patient ID Re-attending within 3 months - Children	1	329	0.3%	9.6%	11.3%	11.8%
% of FP17s for the same patient ID Re-attending within 3 months - Adults	39	788	4.9%	13.9%	15.3%	15.6%
% of FP17s for the same patient ID Re-attending between 3 & 9 months - Children	57	329	17.3%	61.7%	61.1%	58.8%
% of FP17s for the same patient ID Re-attending between 3 & 9 months - Adults	132	788	16.8%	53.0%	52.4%	51.0%
% of FP17s for Band 1 Urgent Courses	150	1,014	14.8%	9.8%	9.5%	9.0%
% of FP17s Relating to Free Repair or Replacements	5	1,014	0.5%	0.6%	0.7%	0.8%
% of FP17s Relating to Continuations	6	1,014	0.6%	0.9%	0.8%	0.9%
% of Patients satisfied with the dentistry they have received	1	1	N/A	93.0%	93.1%	93.2%
% of Patients satisfied with the time they had to wait for an appointment	1	1	N/A	88.0%	87.8%	88.3%

* This is based on patients treated on this contract for their most recent course of treatment. Figures in italics indicate the base number of FP17s or Patient Questionnaire responses are less than 100. N/A is shown where the base number of responses is less than 10 during the period. % is calculated as Quantity/Base number*100

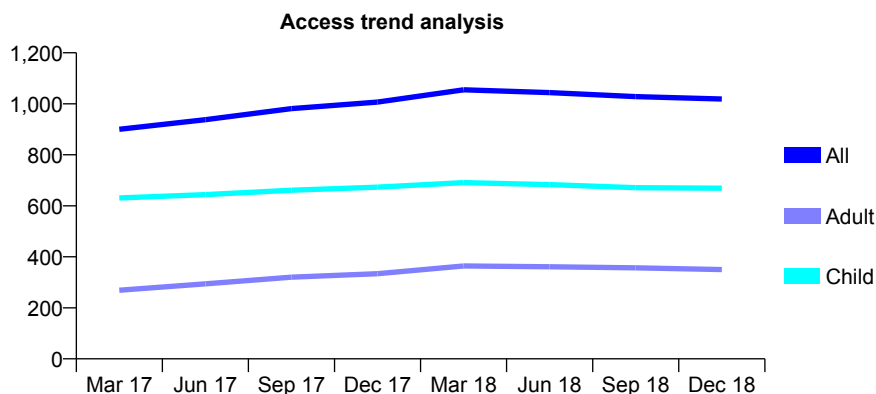
Q70 - Vital Signs At a Glance Contract Report for 120189/0001 - December 2018

Name or company name	Heatherstone House NHS Partnership
Contract type name	GDS Contract
Purpose of contract	General
Contract start date	01/04/2016
Contract end date	

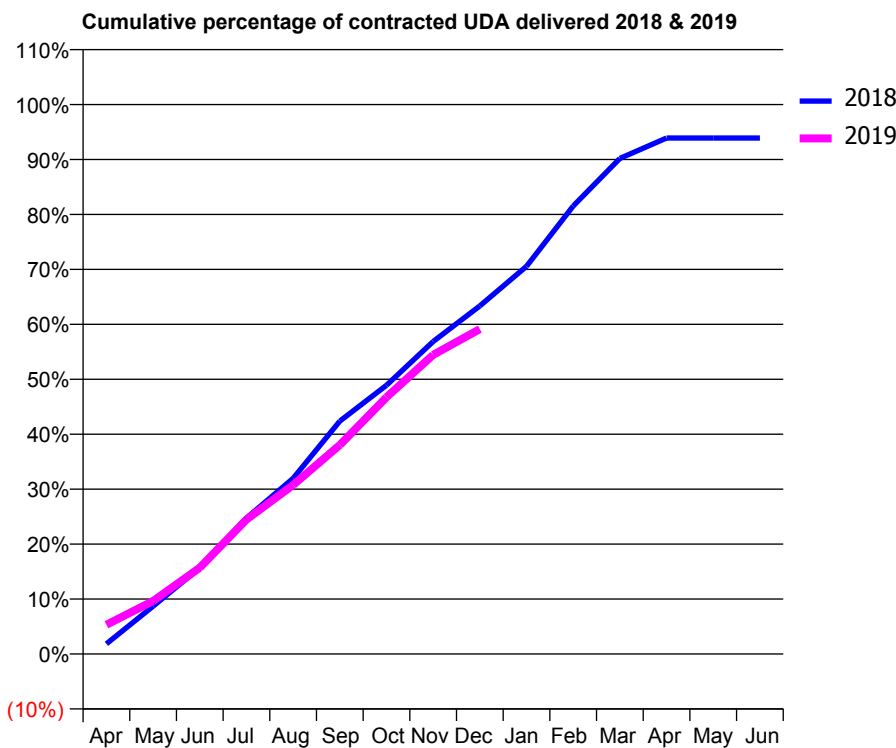
18/19 Contracted general activity (UDA)	2,110
Carry forward general activity (UDA)	0
18/19 Contracted orthodontic activity (UOA)	0
Carry forward orthodontic activity (UOA)	0
Baseline contract value	£64,448.56

ACCESS*

Patients seen in 24 months	Total	Change since previous quarter
Quarter ending December 2017	1,007	
Quarter ending March 2018	1,055	↑
Quarter ending June 2018	1,044	↓
Quarter ending September 2018	1,028	↓
Quarter ending December 2018	1,019	→
Variance since December 2017	1.2%	→



ACTIVITY



Month	Adjusted Scheduled Activity (UDA)	
	2018	2019
April	37	112
May	174	204
June	314	332
July	495	517
August	639	649
September	848	803
October	978	986
November	1,137	1,149
December	1,267	1,248
January	1,411	
February	1,630	
March	1,804	
April	1,878	
May	1,878	
June	1,878	

QUALITY

	Quantity	Base Number	Contract	AT	Region	England
% of FP17s for the same patient ID Re-attending within 3 months - Children	35	825	4.2%	9.6%	11.3%	11.8%
% of FP17s for the same patient ID Re-attending within 3 months - Adults	21	224	9.4%	13.9%	15.3%	15.6%
% of FP17s for the same patient ID Re-attending between 3 & 9 months - Children	568	825	68.8%	61.7%	61.1%	58.8%
% of FP17s for the same patient ID Re-attending between 3 & 9 months - Adults	108	224	48.2%	53.0%	52.4%	51.0%
% of FP17s for Band 1 Urgent Courses	39	997	3.9%	9.8%	9.5%	9.0%
% of FP17s Relating to Free Repair or Replacements	0	997	0.0%	0.6%	0.7%	0.8%
% of FP17s Relating to Continuations	0	997	0.0%	0.9%	0.8%	0.9%
% of Patients satisfied with the dentistry they have received	0	0	N/A	93.0%	93.1%	93.2%
% of Patients satisfied with the time they had to wait for an appointment	0	0	N/A	88.0%	87.8%	88.3%

* This is based on patients treated on this contract for their most recent course of treatment. Figures in italics indicate the base number of FP17s or Patient Questionnaire responses are less than 100. N/A is shown where the base number of responses is less than 10 during the period. % is calculated as Quantity/Base number*100

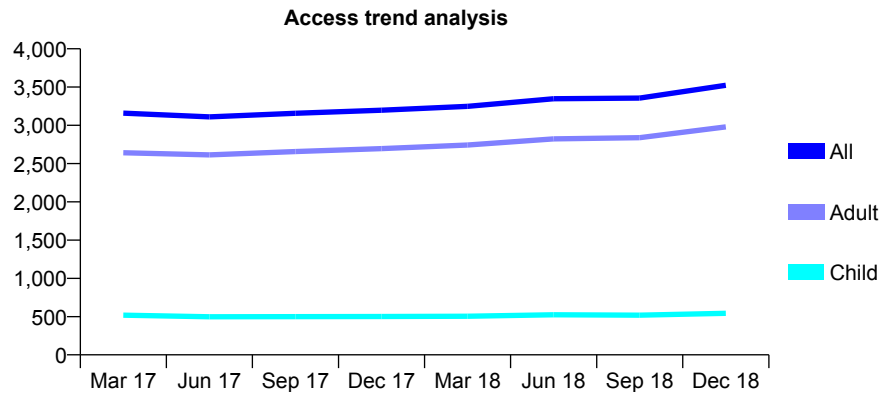
Q70 - Vital Signs At a Glance Contract Report for 120669/0001 - December 2018

Name or company name	Lighthouse Dental Practice Ltd
Contract type name	GDS Contract
Purpose of contract	General
Contract start date	01/04/2009
Contract end date	

18/19 Contracted general activity (UDA)	11,705
Carry forward general activity (UDA)	468
18/19 Contracted orthodontic activity (UOA)	0
Carry forward orthodontic activity (UOA)	0
Baseline contract value	£310,356.95

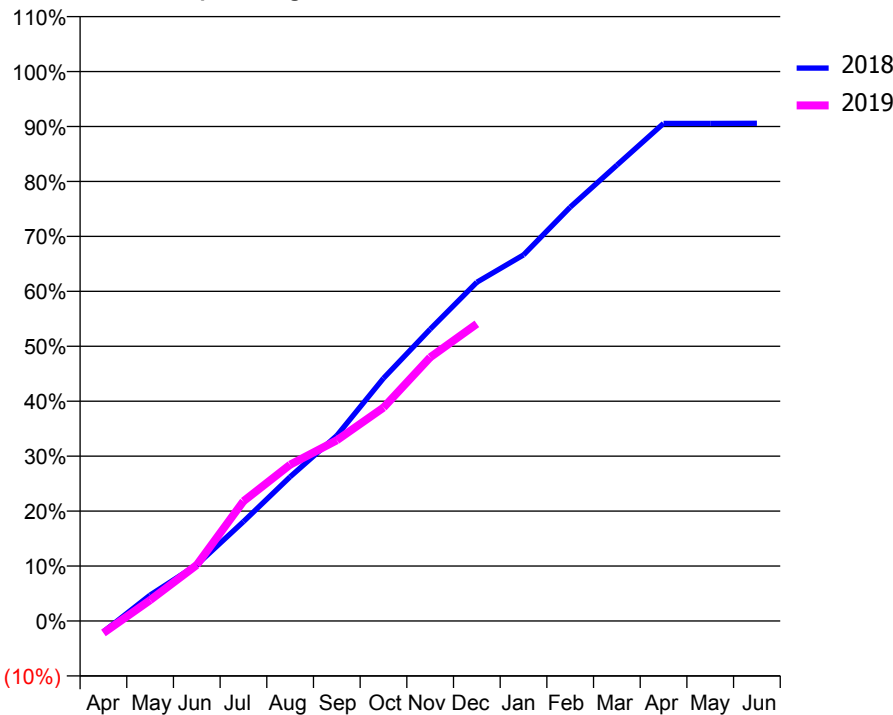
ACCESS*

Patients seen in 24 months	Total	Change since previous quarter
Quarter ending December 2017	3,197	
Quarter ending March 2018	3,248	→
Quarter ending June 2018	3,347	↑
Quarter ending September 2018	3,356	→
Quarter ending December 2018	3,523	↑
Variance since December 2017	10.2%	↑



ACTIVITY

Cumulative percentage of contracted UDA delivered 2018 & 2019



Month	Adjusted Scheduled Activity (UDA)	
	2018	2019
April	-232	-256
May	554	443
June	1,196	1,194
July	2,117	2,551
August	3,072	3,331
September	3,950	3,850
October	5,170	4,546
November	6,217	5,616
December	7,216	6,331
January	7,800	
February	8,814	
March	9,711	
April	10,600	
May	10,600	
June	10,601	

QUALITY

	Quantity	Base Number	Contract	AT	Region	England
% of FP17s for the same patient ID Re-attending within 3 months - Children	38	571	6.7%	9.6%	11.3%	11.8%
% of FP17s for the same patient ID Re-attending within 3 months - Adults	458	3,267	14.0%	13.9%	15.3%	15.6%
% of FP17s for the same patient ID Re-attending between 3 & 9 months - Children	316	571	55.3%	61.7%	61.1%	58.8%
% of FP17s for the same patient ID Re-attending between 3 & 9 months - Adults	1,912	3,267	58.5%	53.0%	52.4%	51.0%
% of FP17s for Band 1 Urgent Courses	279	3,551	7.9%	9.8%	9.5%	9.0%
% of FP17s Relating to Free Repair or Replacements	12	3,551	0.3%	0.6%	0.7%	0.8%
% of FP17s Relating to Continuations	86	3,551	2.4%	0.9%	0.8%	0.9%
% of Patients satisfied with the dentistry they have received	0	0	N/A	93.0%	93.1%	93.2%
% of Patients satisfied with the time they had to wait for an appointment	0	0	N/A	88.0%	87.8%	88.3%

* This is based on patients treated on this contract for their most recent course of treatment. Figures in italics indicate the base number of FP17s or Patient Questionnaire responses are less than 100. N/A is shown where the base number of responses is less than 10 during the period. % is calculated as Quantity/Base number*100

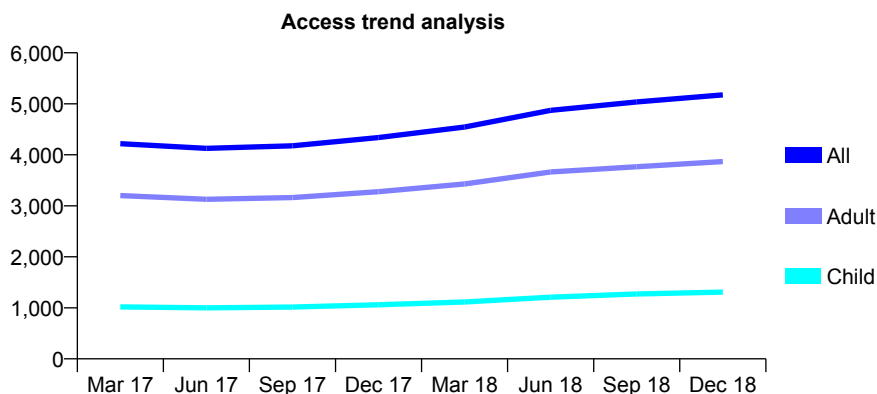
Q70 - Vital Signs At a Glance Contract Report for 121061/0001 - December 2018

Name or company name	Dental Concepts Whitchurch
Contract type name	GDS Contract
Purpose of contract	General
Contract start date	10/09/2010
Contract end date	

18/19 Contracted general activity (UDA)	11,000
Carry forward general activity (UDA)	0
18/19 Contracted orthodontic activity (UOA)	0
Carry forward orthodontic activity (UOA)	0
Baseline contract value	£280,692.61

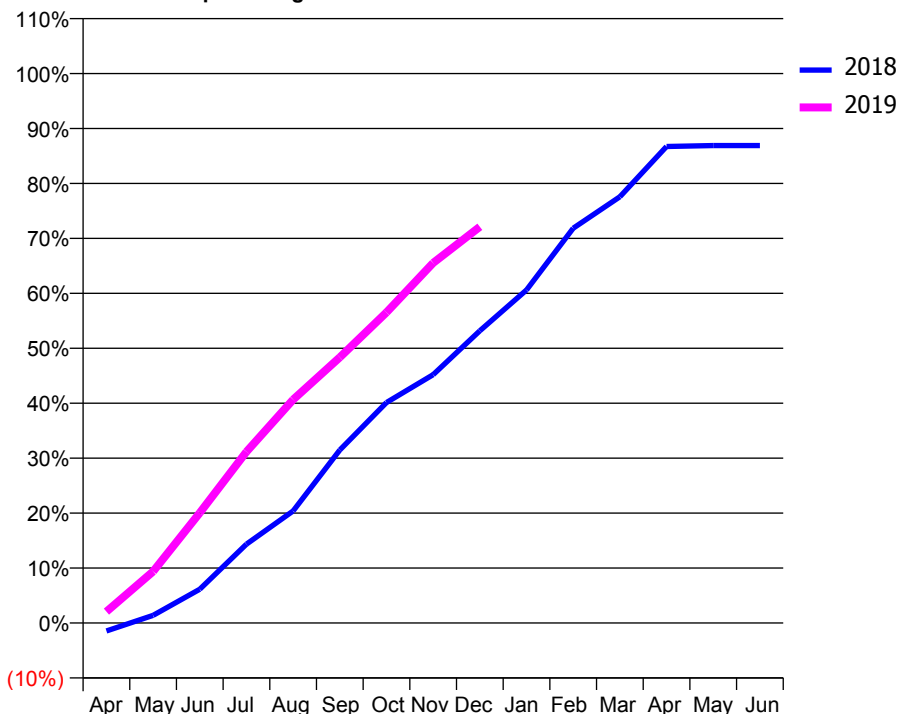
ACCESS*

Patients seen in 24 months	Total	Change since previous quarter
Quarter ending December 2017	4,338	
Quarter ending March 2018	4,544	↑
Quarter ending June 2018	4,872	↑
Quarter ending September 2018	5,036	↑
Quarter ending December 2018	5,176	↑
Variance since December 2017	19.3%	↑



ACTIVITY

Cumulative percentage of contracted UDA delivered 2018 & 2019



Month	Adjusted Scheduled Activity (UDA)	
	2018	2019
April	-160	229
May	153	1,032
June	677	2,207
July	1,579	3,428
August	2,244	4,473
September	3,464	5,318
October	4,415	6,218
November	4,970	7,209
December	5,849	7,933
January	6,667	
February	7,904	
March	8,533	
April	9,539	
May	9,558	
June	9,558	

QUALITY

	Quantity	Base Number	Contract	AT	Region	England
% of FP17s for the same patient ID Re-attending within 3 months - Children	87	1,538	5.7%	9.6%	11.3%	11.8%
% of FP17s for the same patient ID Re-attending within 3 months - Adults	297	3,610	8.2%	13.9%	15.3%	15.6%
% of FP17s for the same patient ID Re-attending between 3 & 9 months - Children	962	1,538	62.5%	61.7%	61.1%	58.8%
% of FP17s for the same patient ID Re-attending between 3 & 9 months - Adults	1,791	3,610	49.6%	53.0%	52.4%	51.0%
% of FP17s for Band 1 Urgent Courses	278	4,598	6.0%	9.8%	9.5%	9.0%
% of FP17s Relating to Free Repair or Replacements	17	4,598	0.4%	0.6%	0.7%	0.8%
% of FP17s Relating to Continuations	10	4,598	0.2%	0.9%	0.8%	0.9%
% of Patients satisfied with the dentistry they have received	5	5	N/A	93.0%	93.1%	93.2%
% of Patients satisfied with the time they had to wait for an appointment	5	5	N/A	88.0%	87.8%	88.3%

* This is based on patients treated on this contract for their most recent course of treatment. Figures in italics indicate the base number of FP17s or Patient Questionnaire responses are less than 100. N/A is shown where the base number of responses is less than 10 during the period. % is calculated as Quantity/Base number*100

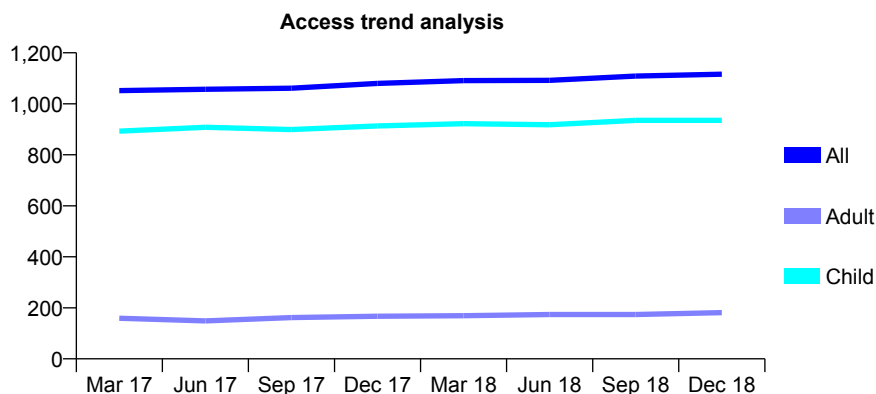
Q70 - Vital Signs At a Glance Contract Report for 122920/0001 - December 2018

Name or company name	Wimborne East Street Partnership
Contract type name	GDS Contract
Purpose of contract	General
Contract start date	01/08/2011
Contract end date	

18/19 Contracted general activity (UDA)	2,260
Carry forward general activity (UDA)	61
18/19 Contracted orthodontic activity (UOA)	0
Carry forward orthodontic activity (UOA)	0
Baseline contract value	£58,926.66

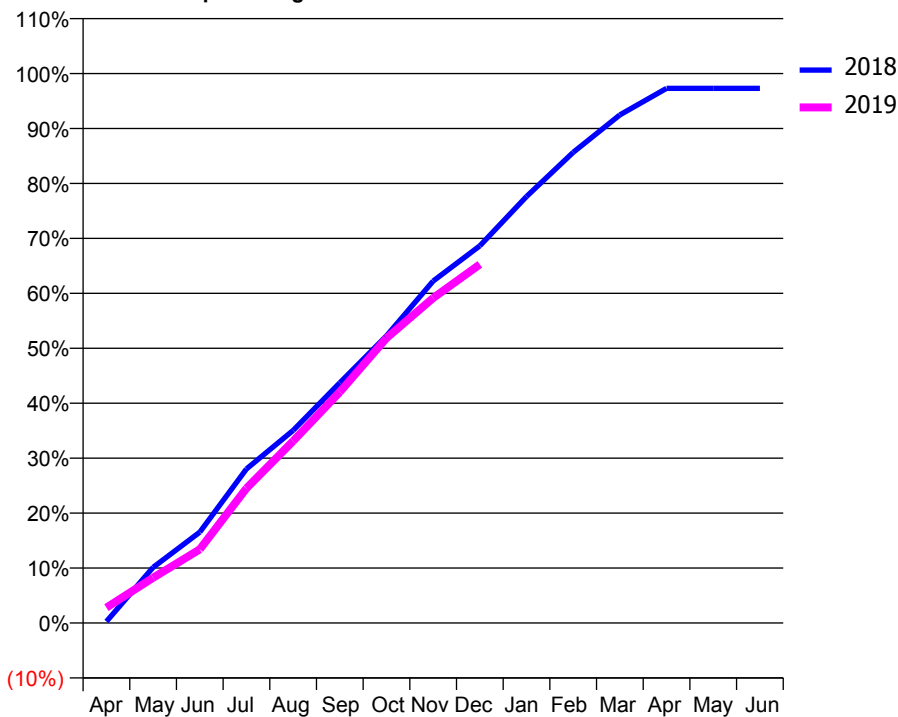
ACCESS*

Patients seen in 24 months	Total	Change since previous quarter
Quarter ending December 2017	1,080	
Quarter ending March 2018	1,091	→
Quarter ending June 2018	1,092	→
Quarter ending September 2018	1,109	→
Quarter ending December 2018	1,116	→
Variance since December 2017	3.3%	↑



ACTIVITY

Cumulative percentage of contracted UDA delivered 2018 & 2019



Month	Adjusted Scheduled Activity (UDA)	
	2018	2019
April	6	64
May	229	186
June	374	303
July	634	554
August	792	748
September	988	950
October	1,181	1,172
November	1,406	1,337
December	1,551	1,475
January	1,754	
February	1,936	
March	2,090	
April	2,199	
May	2,199	
June	2,199	

QUALITY

	Quantity	Base Number	Contract	AT	Region	England
% of FP17s for the same patient ID Re-attending within 3 months - Children	101	1,284	7.9%	9.6%	11.3%	11.8%
% of FP17s for the same patient ID Re-attending within 3 months - Adults	4	71	5.6%	13.9%	15.3%	15.6%
% of FP17s for the same patient ID Re-attending between 3 & 9 months - Children	955	1,284	74.4%	61.7%	61.1%	58.8%
% of FP17s for the same patient ID Re-attending between 3 & 9 months - Adults	57	71	80.3%	53.0%	52.4%	51.0%
% of FP17s for Band 1 Urgent Courses	51	1,258	4.1%	9.8%	9.5%	9.0%
% of FP17s Relating to Free Repair or Replacements	0	1,258	0.0%	0.6%	0.7%	0.8%
% of FP17s Relating to Continuations	0	1,258	0.0%	0.9%	0.8%	0.9%
% of Patients satisfied with the dentistry they have received	0	0	N/A	93.0%	93.1%	93.2%
% of Patients satisfied with the time they had to wait for an appointment	0	0	N/A	88.0%	87.8%	88.3%

* This is based on patients treated on this contract for their most recent course of treatment. Figures in italics indicate the base number of FP17s or Patient Questionnaire responses are less than 100. N/A is shown where the base number of responses is less than 10 during the period. % is calculated as Quantity/Base number*100

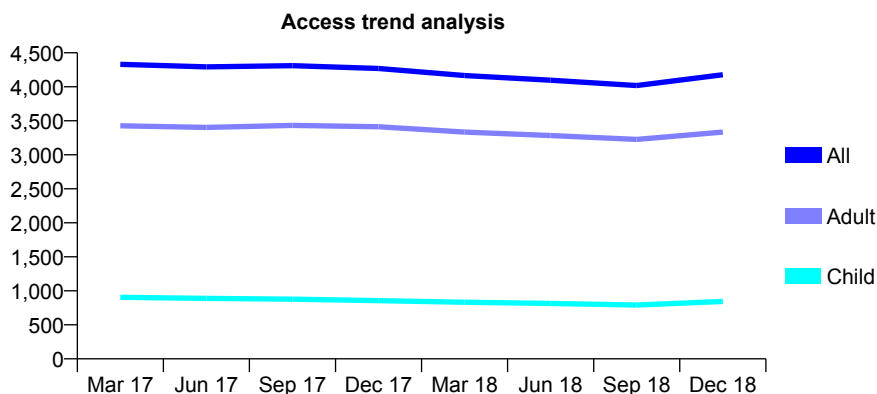
Q70 - Vital Signs At a Glance Contract Report for 124370/0001 - December 2018

Name or company name	Best Practice CDA Ltd
Contract type name	GDS Contract
Purpose of contract	General
Contract start date	16/03/2010
Contract end date	

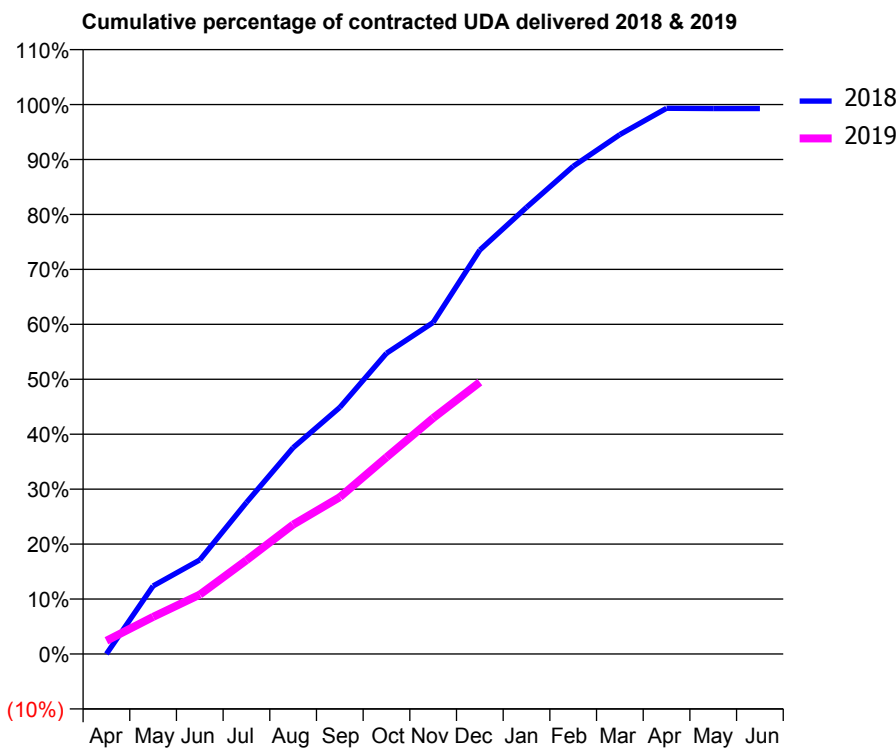
18/19 Contracted general activity (UDA)	14,962
Carry forward general activity (UDA)	81
18/19 Contracted orthodontic activity (UOA)	0
Carry forward orthodontic activity (UOA)	0
Baseline contract value	£396,231.21

ACCESS*

Patients seen in 24 months	Total	Change since previous quarter
Quarter ending December 2017	4,269	
Quarter ending March 2018	4,166	↓
Quarter ending June 2018	4,098	↓
Quarter ending September 2018	4,019	↓
Quarter ending December 2018	4,178	↑
Variance since December 2017	(2.1%)	↓



ACTIVITY



Month	Adjusted Scheduled Activity (UDA)	
	2018	2019
April	0	362
May	1,357	1,010
June	1,876	1,616
July	3,024	2,556
August	4,116	3,523
September	4,921	4,272
October	6,001	5,356
November	6,615	6,424
December	8,059	7,400
January	8,911	
February	9,730	
March	10,362	
April	10,888	
May	10,881	
June	10,881	

QUALITY

	Quantity	Base Number	Contract	AT	Region	England
% of FP17s for the same patient ID Re-attending within 3 months - Children	57	910	6.3%	9.6%	11.3%	11.8%
% of FP17s for the same patient ID Re-attending within 3 months - Adults	505	3,458	14.6%	13.9%	15.3%	15.6%
% of FP17s for the same patient ID Re-attending between 3 & 9 months - Children	512	910	56.3%	61.7%	61.1%	58.8%
% of FP17s for the same patient ID Re-attending between 3 & 9 months - Adults	1,758	3,458	50.8%	53.0%	52.4%	51.0%
% of FP17s for Band 1 Urgent Courses	495	4,066	12.2%	9.8%	9.5%	9.0%
% of FP17s Relating to Free Repair or Replacements	16	4,066	0.4%	0.6%	0.7%	0.8%
% of FP17s Relating to Continuations	96	4,066	2.4%	0.9%	0.8%	0.9%
% of Patients satisfied with the dentistry they have received	1	1	N/A	93.0%	93.1%	93.2%
% of Patients satisfied with the time they had to wait for an appointment	1	1	N/A	88.0%	87.8%	88.3%

* This is based on patients treated on this contract for their most recent course of treatment. Figures in italics indicate the base number of FP17s or Patient Questionnaire responses are less than 100. N/A is shown where the base number of responses is less than 10 during the period. % is calculated as Quantity/Base number*100

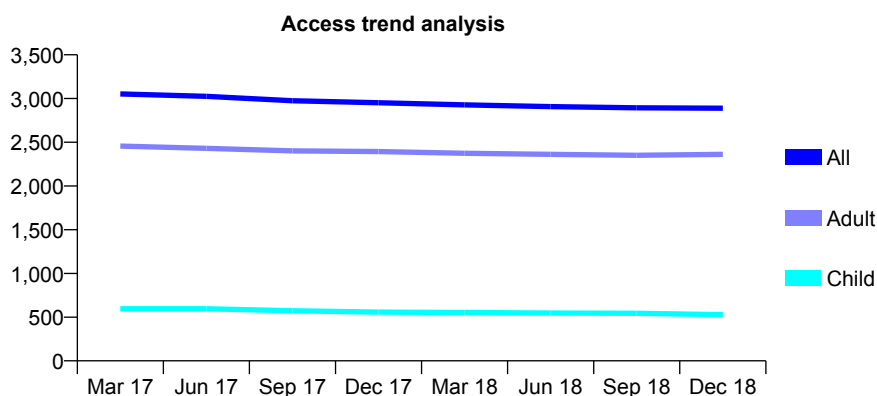
Q70 - Vital Signs At a Glance Contract Report for 124745/0001 - December 2018

Name or company name	Mr B J Richardson & Mr C M Winterbottom
Contract type name	GDS Contract
Purpose of contract	General
Contract start date	01/04/2013
Contract end date	

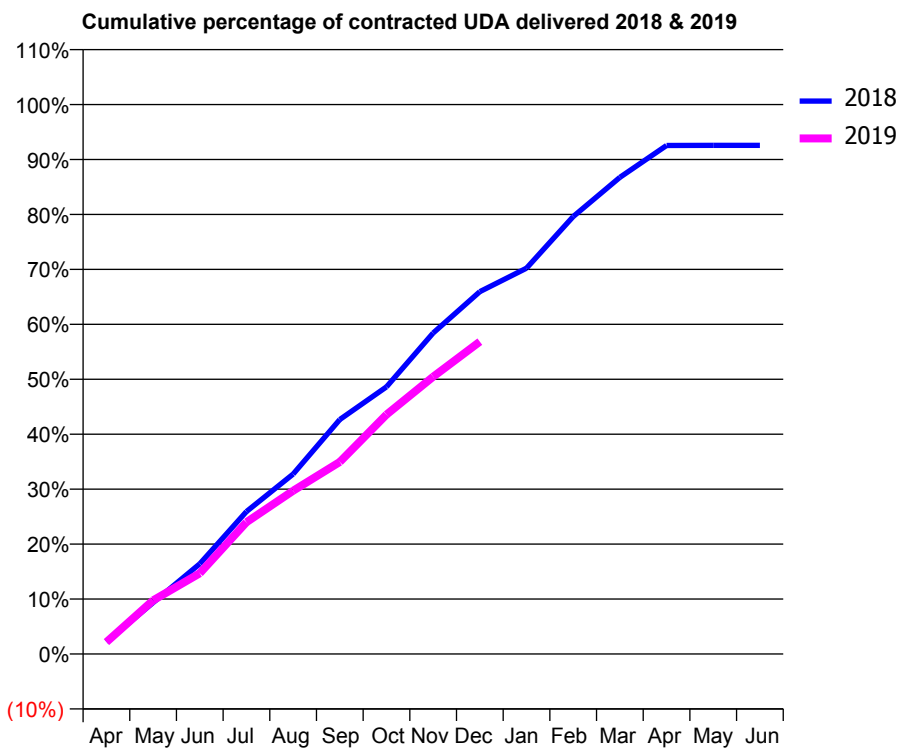
18/19 Contracted general activity (UDA)	12,311
Carry forward general activity (UDA)	0
18/19 Contracted orthodontic activity (UOA)	0
Carry forward orthodontic activity (UOA)	0
Baseline contract value	£319,766.66

ACCESS*

Patients seen in 24 months	Total	Change since previous quarter
Quarter ending December 2017	2,951	
Quarter ending March 2018	2,927	→
Quarter ending June 2018	2,908	→
Quarter ending September 2018	2,894	→
Quarter ending December 2018	2,889	→
Variance since December 2017	(2.1%)	↓



ACTIVITY



Month	Adjusted Scheduled Activity (UDA)	
	2018	2019
April	275	268
May	1,152	1,201
June	2,022	1,810
July	3,192	2,954
August	4,031	3,658
September	5,252	4,305
October	5,984	5,363
November	7,192	6,213
December	8,118	6,998
January	8,643	
February	9,801	
March	10,678	
April	11,392	
May	11,396	
June	11,396	

QUALITY

	Quantity	Base Number	Contract	AT	Region	England
% of FP17s for the same patient ID Re-attending within 3 months - Children	44	670	6.6%	9.6%	11.3%	11.8%
% of FP17s for the same patient ID Re-attending within 3 months - Adults	437	3,265	13.4%	13.9%	15.3%	15.6%
% of FP17s for the same patient ID Re-attending between 3 & 9 months - Children	497	670	74.2%	61.7%	61.1%	58.8%
% of FP17s for the same patient ID Re-attending between 3 & 9 months - Adults	2,416	3,265	74.0%	53.0%	52.4%	51.0%
% of FP17s for Band 1 Urgent Courses	269	3,654	7.4%	9.8%	9.5%	9.0%
% of FP17s Relating to Free Repair or Replacements	5	3,654	0.1%	0.6%	0.7%	0.8%
% of FP17s Relating to Continuations	40	3,654	1.1%	0.9%	0.8%	0.9%
% of Patients satisfied with the dentistry they have received	2	2	N/A	93.0%	93.1%	93.2%
% of Patients satisfied with the time they had to wait for an appointment	2	2	N/A	88.0%	87.8%	88.3%

* This is based on patients treated on this contract for their most recent course of treatment. Figures in italics indicate the base number of FP17s or Patient Questionnaire responses are less than 100. N/A is shown where the base number of responses is less than 10 during the period. % is calculated as Quantity/Base number*100

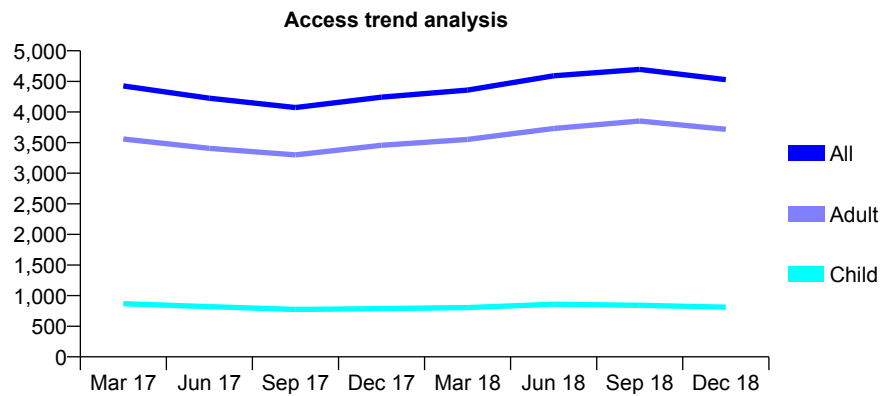
Q70 - Vital Signs At a Glance Contract Report for 125598/0002 - December 2018

Name or company name	S Cowley, R Ingham and J Angelo
Contract type name	GDS Contract
Purpose of contract	General
Contract start date	01/11/2011
Contract end date	

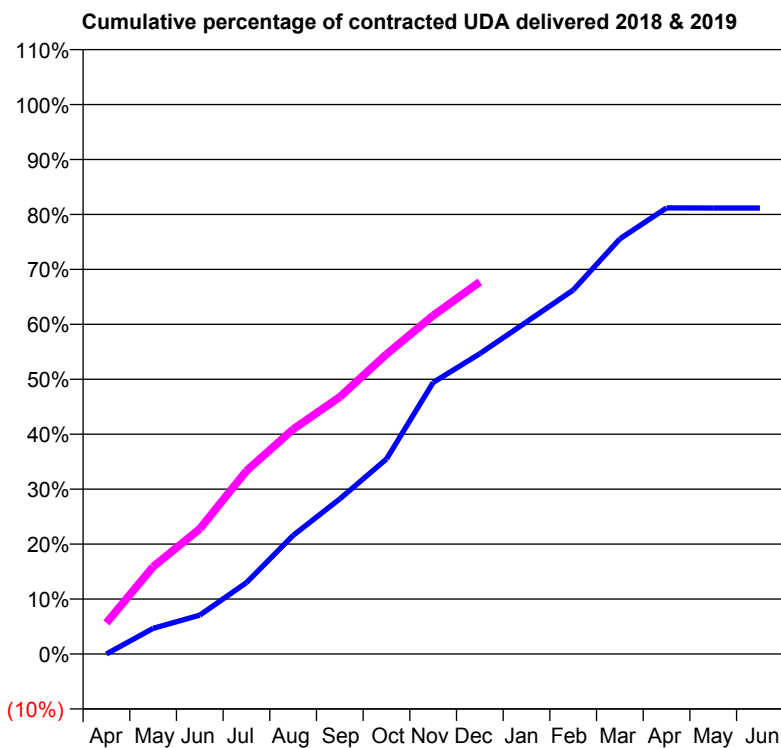
18/19 Contracted general activity (UDA)	15,000
Carry forward general activity (UDA)	0
18/19 Contracted orthodontic activity (UOA)	0
Carry forward orthodontic activity (UOA)	0
Baseline contract value	£487,775.30

ACCESS*

Patients seen in 24 months	Total	Change since previous quarter
Quarter ending December 2017	4,244	
Quarter ending March 2018	4,358	↑
Quarter ending June 2018	4,591	↑
Quarter ending September 2018	4,697	↑
Quarter ending December 2018	4,529	↓
Variance since December 2017	6.7%	↑



ACTIVITY



Month	Adjusted Scheduled Activity (UDA)	
	2018	2019
April	0	849
May	699	2,384
June	1,063	3,417
July	1,950	5,000
August	3,238	6,136
September	4,234	7,015
October	5,322	8,184
November	7,414	9,241
December	8,200	10,156
January	9,065	
February	9,935	
March	11,333	
April	12,176	
May	12,174	
June	12,174	

QUALITY

	Quantity	Base Number	Contract	AT	Region	England
% of FP17s for the same patient ID Re-attending within 3 months - Children	44	924	4.8%	9.6%	11.3%	11.8%
% of FP17s for the same patient ID Re-attending within 3 months - Adults	519	4,093	12.7%	13.9%	15.3%	15.6%
% of FP17s for the same patient ID Re-attending between 3 & 9 months - Children	607	924	65.7%	61.7%	61.1%	58.8%
% of FP17s for the same patient ID Re-attending between 3 & 9 months - Adults	2,319	4,093	56.7%	53.0%	52.4%	51.0%
% of FP17s for Band 1 Urgent Courses	351	4,687	7.5%	9.8%	9.5%	9.0%
% of FP17s Relating to Free Repair or Replacements	13	4,687	0.3%	0.6%	0.7%	0.8%
% of FP17s Relating to Continuations	84	4,687	1.8%	0.9%	0.8%	0.9%
% of Patients satisfied with the dentistry they have received	2	3	N/A	93.0%	93.1%	93.2%
% of Patients satisfied with the time they had to wait for an appointment	3	3	N/A	88.0%	87.8%	88.3%

* This is based on patients treated on this contract for their most recent course of treatment. Figures in italics indicate the base number of FP17s or Patient Questionnaire responses are less than 100. N/A is shown where the base number of responses is less than 10 during the period. % is calculated as Quantity/Base number*100

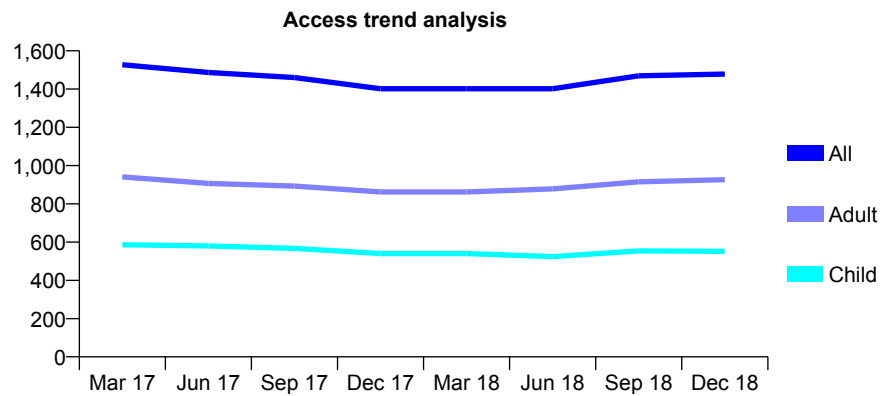
Q70 - Vital Signs At a Glance Contract Report for 125776/0006 - December 2018

Name or company name	Apex Dental Care Ltd
Contract type name	GDS Contract
Purpose of contract	General
Contract start date	03/08/2009
Contract end date	

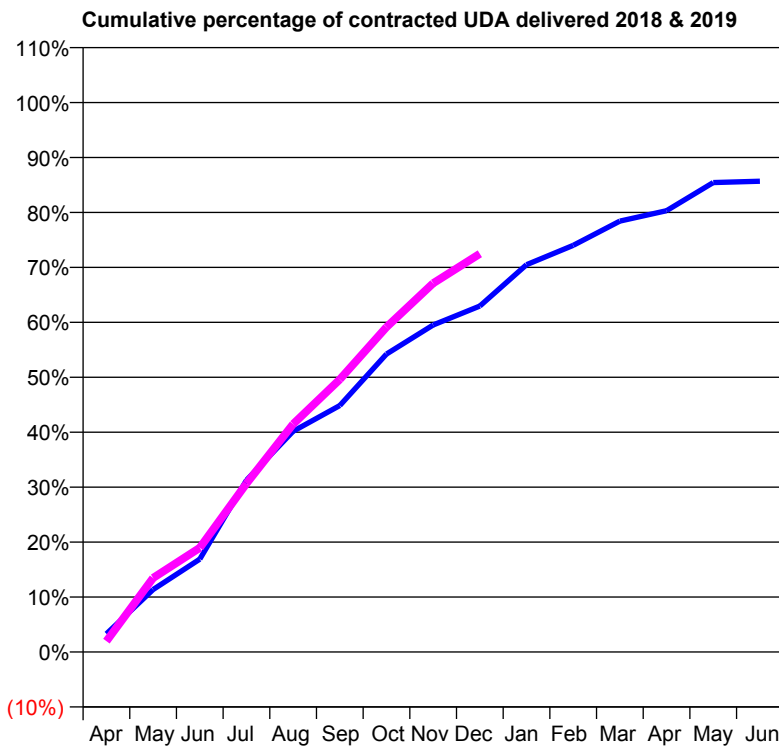
18/19 Contracted general activity (UDA)	3,549
Carry forward general activity (UDA)	0
18/19 Contracted orthodontic activity (UOA)	0
Carry forward orthodontic activity (UOA)	0
Baseline contract value	£80,952.04

ACCESS*

Patients seen in 24 months	Total	Change since previous quarter
Quarter ending December 2017	1,402	
Quarter ending March 2018	1,402	→
Quarter ending June 2018	1,402	→
Quarter ending September 2018	1,469	↑
Quarter ending December 2018	1,478	→
Variance since December 2017	5.4%	↑



ACTIVITY



Month	Adjusted Scheduled Activity (UDA)	
	2018	2019
April	118	70
May	403	478
June	600	673
July	1,109	1,088
August	1,426	1,472
September	1,592	1,761
October	1,924	2,098
November	2,112	2,382
December	2,234	2,572
January	2,501	
February	2,626	
March	2,783	
April	2,850	
May	3,032	
June	3,040	

QUALITY

	Quantity	Base Number	Contract	AT	Region	England
% of FP17s for the same patient ID Re-attending within 3 months - Children	56	719	7.8%	9.6%	11.3%	11.8%
% of FP17s for the same patient ID Re-attending within 3 months - Adults	115	1,011	11.4%	13.9%	15.3%	15.6%
% of FP17s for the same patient ID Re-attending between 3 & 9 months - Children	409	719	56.9%	61.7%	61.1%	58.8%
% of FP17s for the same patient ID Re-attending between 3 & 9 months - Adults	526	1,011	52.0%	53.0%	52.4%	51.0%
% of FP17s for Band 1 Urgent Courses	162	1,449	11.2%	9.8%	9.5%	9.0%
% of FP17s Relating to Free Repair or Replacements	1	1,449	0.1%	0.6%	0.7%	0.8%
% of FP17s Relating to Continuations	3	1,449	0.2%	0.9%	0.8%	0.9%
% of Patients satisfied with the dentistry they have received	1	1	N/A	93.0%	93.1%	93.2%
% of Patients satisfied with the time they had to wait for an appointment	1	1	N/A	88.0%	87.8%	88.3%

* This is based on patients treated on this contract for their most recent course of treatment. Figures in italics indicate the base number of FP17s or Patient Questionnaire responses are less than 100. N/A is shown where the base number of responses is less than 10 during the period. % is calculated as Quantity/Base number*100

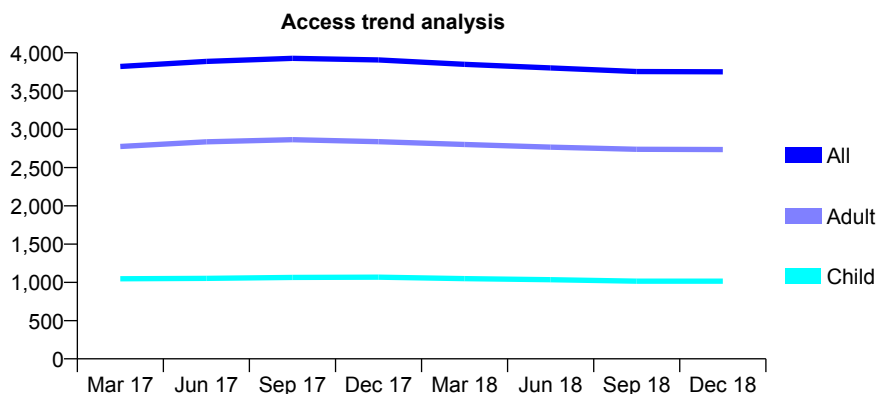
Q70 - Vital Signs At a Glance Contract Report for 125776/0012 - December 2018

Name or company name	Apex Dental Care Ltd
Contract type name	GDS Contract
Purpose of contract	General
Contract start date	01/09/2011
Contract end date	

18/19 Contracted general activity (UDA)	10,000
Carry forward general activity (UDA)	0
18/19 Contracted orthodontic activity (UOA)	0
Carry forward orthodontic activity (UOA)	0
Baseline contract value	£275,735.01

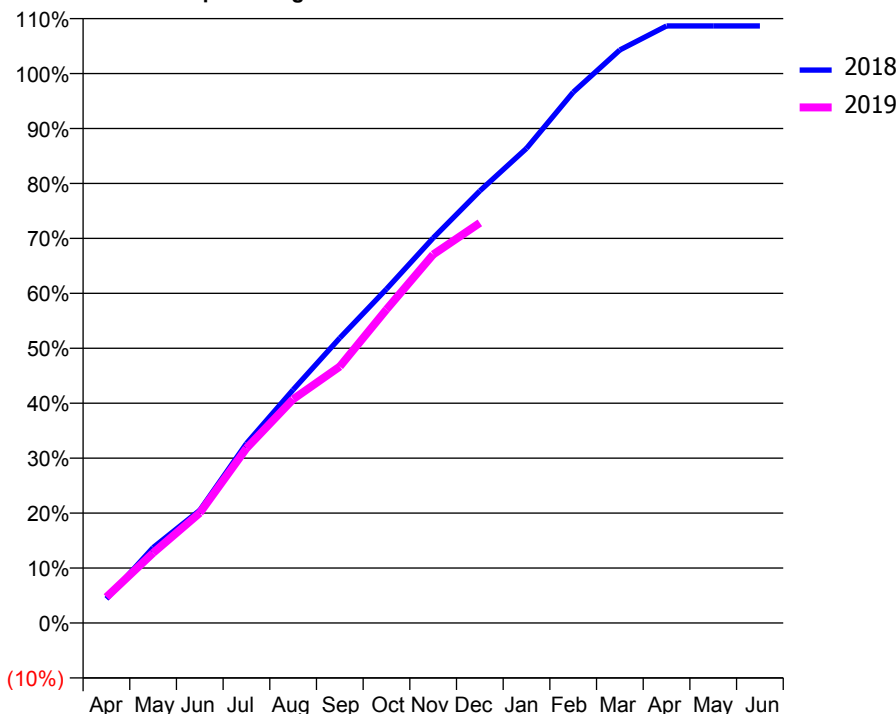
ACCESS*

Patients seen in 24 months	Total	Change since previous quarter
Quarter ending December 2017	3,907	
Quarter ending March 2018	3,849	↓
Quarter ending June 2018	3,802	↓
Quarter ending September 2018	3,755	↓
Quarter ending December 2018	3,752	→
Variance since December 2017	(4.0%)	↓



ACTIVITY

Cumulative percentage of contracted UDA delivered 2018 & 2019



Adjusted Scheduled Activity (UDA)

Month	2018	2019
April	440	472
May	1,373	1,276
June	2,051	2,004
July	3,267	3,179
August	4,245	4,072
September	5,186	4,668
October	6,077	5,706
November	7,007	6,706
December	7,864	7,281
January	8,639	
February	9,658	
March	10,428	
April	10,865	
May	10,867	
June	10,866	

QUALITY

	Quantity	Base Number	Contract	AT	Region	England
% of FP17s for the same patient ID Re-attending within 3 months - Children	67	1,138	5.9%	9.6%	11.3%	11.8%
% of FP17s for the same patient ID Re-attending within 3 months - Adults	315	2,877	10.9%	13.9%	15.3%	15.6%
% of FP17s for the same patient ID Re-attending between 3 & 9 months - Children	793	1,138	69.7%	61.7%	61.1%	58.8%
% of FP17s for the same patient ID Re-attending between 3 & 9 months - Adults	1,874	2,877	65.1%	53.0%	52.4%	51.0%
% of FP17s for Band 1 Urgent Courses	275	3,804	7.2%	9.8%	9.5%	9.0%
% of FP17s Relating to Free Repair or Replacements	19	3,804	0.5%	0.6%	0.7%	0.8%
% of FP17s Relating to Continuations	12	3,804	0.3%	0.9%	0.8%	0.9%
% of Patients satisfied with the dentistry they have received	1	1	N/A	93.0%	93.1%	93.2%
% of Patients satisfied with the time they had to wait for an appointment	1	1	N/A	88.0%	87.8%	88.3%

* This is based on patients treated on this contract for their most recent course of treatment. Figures in italics indicate the base number of FP17s or Patient Questionnaire responses are less than 100. N/A is shown where the base number of responses is less than 10 during the period. % is calculated as Quantity/Base number*100

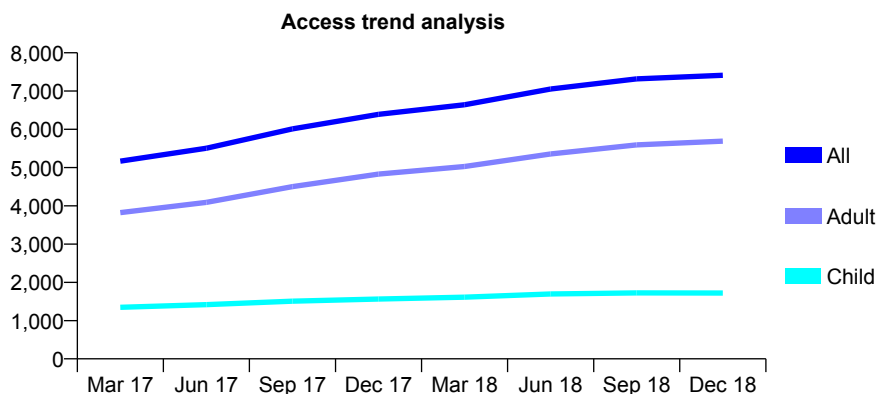
Q70 - Vital Signs At a Glance Contract Report for 125776/0015 - December 2018

Name or company name	Apex Dental Care Ltd
Contract type name	GDS Contract
Purpose of contract	General
Contract start date	01/06/2013
Contract end date	

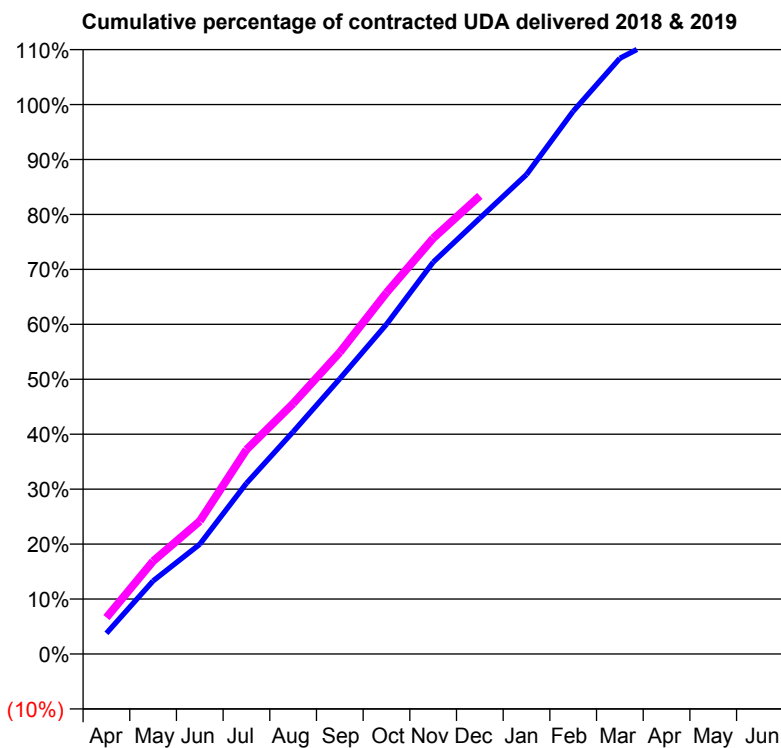
18/19 Contracted general activity (UDA)	16,814
Carry forward general activity (UDA)	0
18/19 Contracted orthodontic activity (UOA)	0
Carry forward orthodontic activity (UOA)	0
Baseline contract value	£395,345.65

ACCESS*

Patients seen in 24 months	Total	Change since previous quarter
Quarter ending December 2017	6,392	
Quarter ending March 2018	6,642	↑
Quarter ending June 2018	7,053	↑
Quarter ending September 2018	7,317	↑
Quarter ending December 2018	7,411	→
Variance since December 2017	15.9%	↑



ACTIVITY



Month	Adjusted Scheduled Activity (UDA)	
	2018	2019
April	633	1,116
May	2,238	2,841
June	3,359	4,067
July	5,224	6,253
August	6,800	7,664
September	8,425	9,230
October	10,087	11,055
November	11,989	12,719
December	13,337	14,018
January	14,669	
February	16,611	
March	18,229	
April	18,961	
May	18,980	
June	18,995	

QUALITY

	Quantity	Base Number	Contract	AT	Region	England
% of FP17s for the same patient ID Re-attending within 3 months - Children	118	1,867	6.3%	9.6%	11.3%	11.8%
% of FP17s for the same patient ID Re-attending within 3 months - Adults	654	5,636	11.6%	13.9%	15.3%	15.6%
% of FP17s for the same patient ID Re-attending between 3 & 9 months - Children	1,076	1,867	57.6%	61.7%	61.1%	58.8%
% of FP17s for the same patient ID Re-attending between 3 & 9 months - Adults	2,726	5,636	48.4%	53.0%	52.4%	51.0%
% of FP17s for Band 1 Urgent Courses	969	7,135	13.6%	9.8%	9.5%	9.0%
% of FP17s Relating to Free Repair or Replacements	38	7,135	0.5%	0.6%	0.7%	0.8%
% of FP17s Relating to Continuations	23	7,135	0.3%	0.9%	0.8%	0.9%
% of Patients satisfied with the dentistry they have received	6	6	N/A	93.0%	93.1%	93.2%
% of Patients satisfied with the time they had to wait for an appointment	5	6	N/A	88.0%	87.8%	88.3%

* This is based on patients treated on this contract for their most recent course of treatment. Figures in italics indicate the base number of FP17s or Patient Questionnaire responses are less than 100. N/A is shown where the base number of responses is less than 10 during the period. % is calculated as Quantity/Base number*100

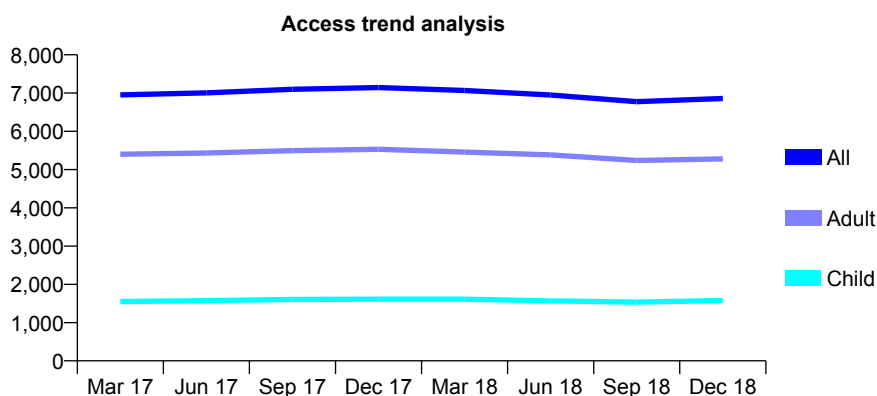
Q70 - Vital Signs At a Glance Contract Report for 127116/0002 - December 2018

Name or company name	Gosport Smile Clinic (Pitchforth & Elalami)
Contract type name	GDS Contract
Purpose of contract	General
Contract start date	01/07/2012
Contract end date	

18/19 Contracted general activity (UDA)	20,000
Carry forward general activity (UDA)	0
18/19 Contracted orthodontic activity (UOA)	0
Carry forward orthodontic activity (UOA)	0
Baseline contract value	£536,049.25

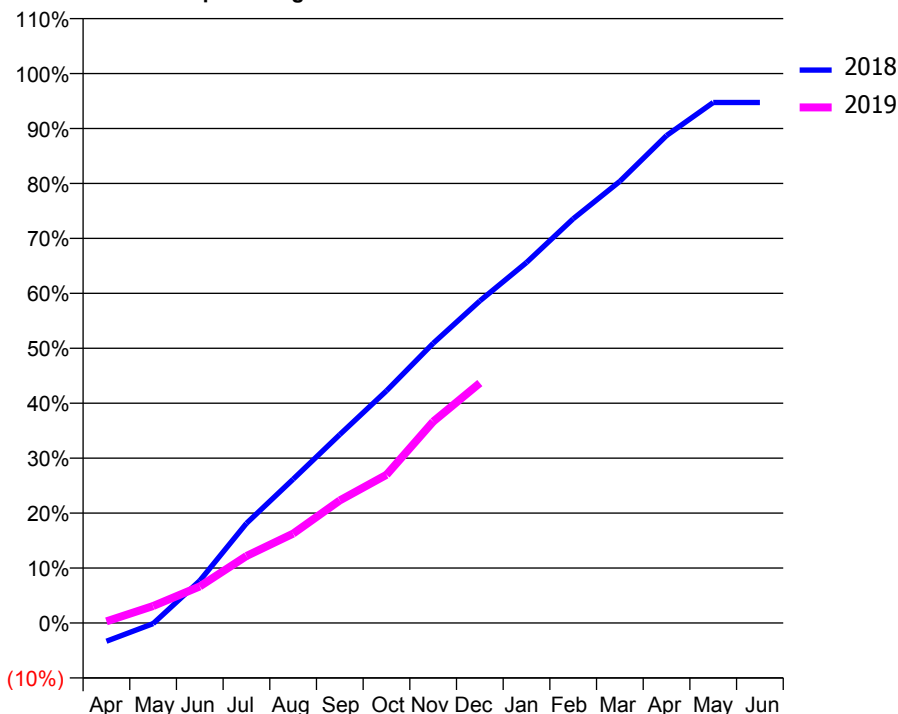
ACCESS*

Patients seen in 24 months	Total	Change since previous quarter
Quarter ending December 2017	7,145	
Quarter ending March 2018	7,069	↓
Quarter ending June 2018	6,950	↓
Quarter ending September 2018	6,774	↓
Quarter ending December 2018	6,859	→
Variance since December 2017	(4.0%)	↓



ACTIVITY

Cumulative percentage of contracted UDA delivered 2018 & 2019



Month	Adjusted Scheduled Activity (UDA)	
	2018	2019
April	-669	61
May	-28	620
June	1,540	1,331
July	3,628	2,437
August	5,236	3,253
September	6,859	4,461
October	8,452	5,396
November	10,179	7,332
December	11,724	8,735
January	13,123	
February	14,713	
March	16,075	
April	17,742	
May	18,944	
June	18,944	

QUALITY

	Quantity	Base Number	Contract	AT	Region	England
% of FP17s for the same patient ID Re-attending within 3 months - Children	74	1,825	4.1%	9.6%	11.3%	11.8%
% of FP17s for the same patient ID Re-attending within 3 months - Adults	534	5,704	9.4%	13.9%	15.3%	15.6%
% of FP17s for the same patient ID Re-attending between 3 & 9 months - Children	1,138	1,825	62.4%	61.7%	61.1%	58.8%
% of FP17s for the same patient ID Re-attending between 3 & 9 months - Adults	3,538	5,704	62.0%	53.0%	52.4%	51.0%
% of FP17s for Band 1 Urgent Courses	638	5,557	11.5%	9.8%	9.5%	9.0%
% of FP17s Relating to Free Repair or Replacements	12	5,557	0.2%	0.6%	0.7%	0.8%
% of FP17s Relating to Continuations	1	5,557	0.0%	0.9%	0.8%	0.9%
% of Patients satisfied with the dentistry they have received	4	4	N/A	93.0%	93.1%	93.2%
% of Patients satisfied with the time they had to wait for an appointment	4	4	N/A	88.0%	87.8%	88.3%

* This is based on patients treated on this contract for their most recent course of treatment. Figures in italics indicate the base number of FP17s or Patient Questionnaire responses are less than 100. N/A is shown where the base number of responses is less than 10 during the period. % is calculated as Quantity/Base number*100

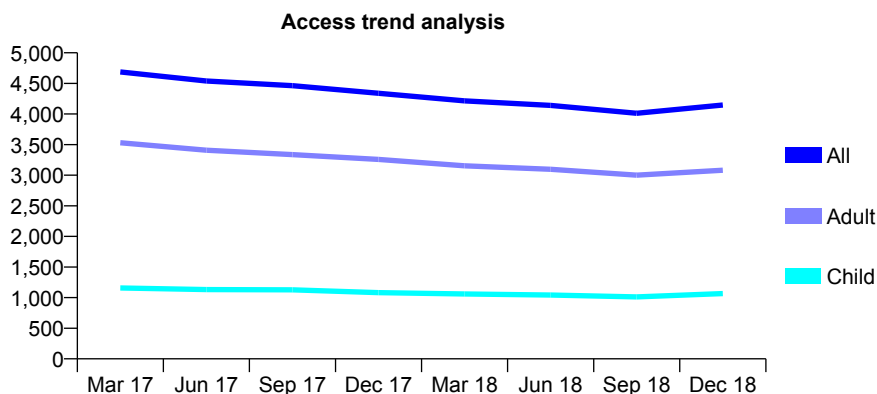
Q70 - Vital Signs At a Glance Contract Report for 127116/0004 - December 2018

Name or company name	Gosport Smile Clinic (Pitchforth & Elalami)
Contract type name	GDS Contract
Purpose of contract	General
Contract start date	01/07/2012
Contract end date	

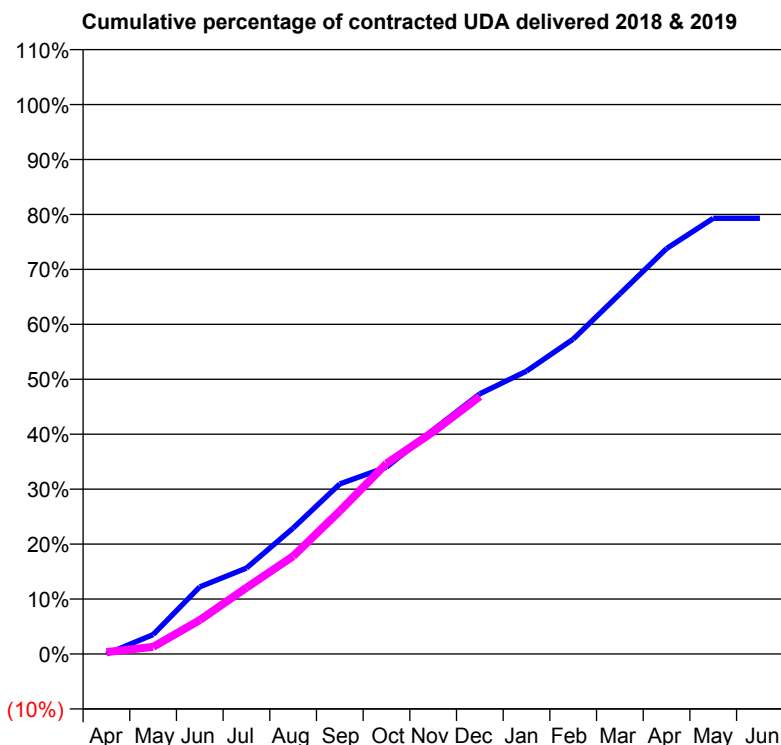
18/19 Contracted general activity (UDA)	13,200
Carry forward general activity (UDA)	0
18/19 Contracted orthodontic activity (UOA)	0
Carry forward orthodontic activity (UOA)	0
Baseline contract value	£373,907.74

ACCESS*

Patients seen in 24 months	Total	Change since previous quarter
Quarter ending December 2017	4,339	
Quarter ending March 2018	4,214	↓
Quarter ending June 2018	4,140	↓
Quarter ending September 2018	4,013	↓
Quarter ending December 2018	4,148	↑
Variance since December 2017	(4.4%)	↓



ACTIVITY



Month	Adjusted Scheduled Activity (UDA)	
	2018	2019
April	0	47
May	467	172
June	1,612	816
July	2,065	1,593
August	3,024	2,351
September	4,085	3,435
October	4,488	4,577
November	5,384	5,338
December	6,251	6,188
January	6,795	
February	7,565	
March	8,651	
April	9,740	
May	10,468	
June	10,466	

QUALITY

	Quantity	Base Number	Contract	AT	Region	England
% of FP17s for the same patient ID Re-attending within 3 months - Children	69	1,414	4.9%	9.6%	11.3%	11.8%
% of FP17s for the same patient ID Re-attending within 3 months - Adults	551	3,877	14.2%	13.9%	15.3%	15.6%
% of FP17s for the same patient ID Re-attending between 3 & 9 months - Children	826	1,414	58.4%	61.7%	61.1%	58.8%
% of FP17s for the same patient ID Re-attending between 3 & 9 months - Adults	2,335	3,877	60.2%	53.0%	52.4%	51.0%
% of FP17s for Band 1 Urgent Courses	429	4,048	10.6%	9.8%	9.5%	9.0%
% of FP17s Relating to Free Repair or Replacements	11	4,048	0.3%	0.6%	0.7%	0.8%
% of FP17s Relating to Continuations	5	4,048	0.1%	0.9%	0.8%	0.9%
% of Patients satisfied with the dentistry they have received	4	5	N/A	93.0%	93.1%	93.2%
% of Patients satisfied with the time they had to wait for an appointment	4	5	N/A	88.0%	87.8%	88.3%

* This is based on patients treated on this contract for their most recent course of treatment. Figures in italics indicate the base number of FP17s or Patient Questionnaire responses are less than 100. N/A is shown where the base number of responses is less than 10 during the period. % is calculated as Quantity/Base number*100

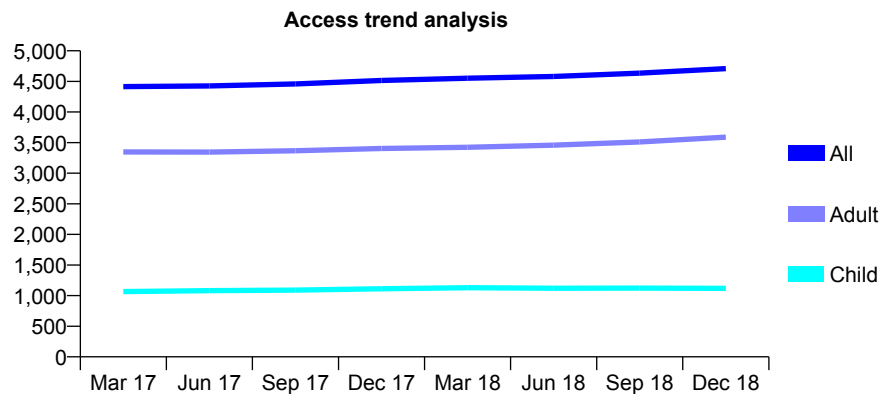
Q70 - Vital Signs At a Glance Contract Report for 128392/0001 - December 2018

Name or company name	Dr L Tangsiri
Contract type name	GDS Contract
Purpose of contract	General
Contract start date	25/09/2009
Contract end date	

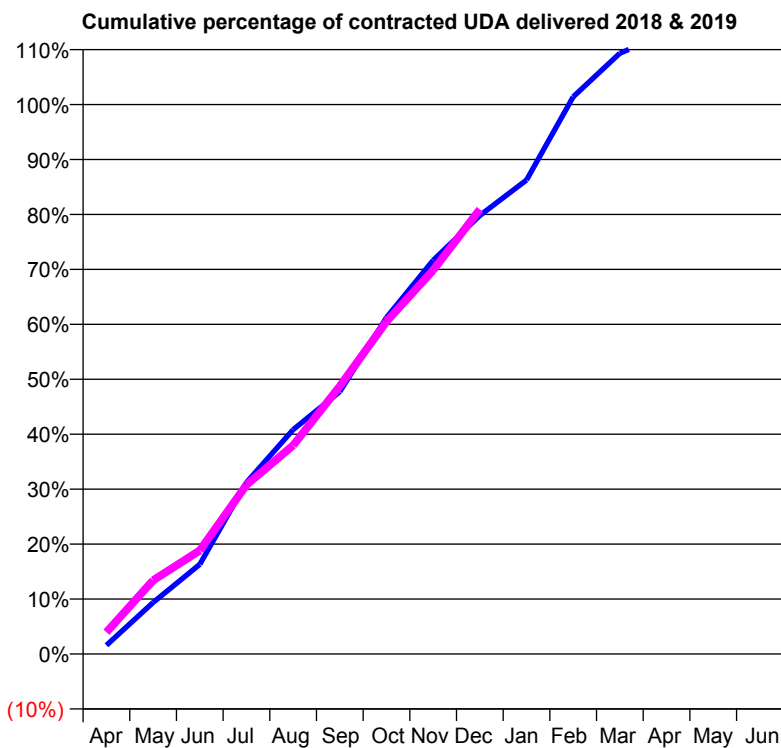
18/19 Contracted general activity (UDA)	10,368
Carry forward general activity (UDA)	0
18/19 Contracted orthodontic activity (UOA)	0
Carry forward orthodontic activity (UOA)	0
Baseline contract value	£241,271.80

ACCESS*

Patients seen in 24 months	Total	Change since previous quarter
Quarter ending December 2017	4,516	
Quarter ending March 2018	4,552	→
Quarter ending June 2018	4,580	→
Quarter ending September 2018	4,635	→
Quarter ending December 2018	4,709	→
Variance since December 2017	4.3%	↑



ACTIVITY



Month	Adjusted Scheduled Activity (UDA)	
	2018	2019
April	166	412
May	972	1,390
June	1,692	1,954
July	3,238	3,192
August	4,234	3,937
September	4,949	5,053
October	6,348	6,274
November	7,429	7,241
December	8,273	8,390
January	8,944	
February	10,514	
March	11,336	
April	11,702	
May	11,755	
June	11,755	

QUALITY

	Quantity	Base Number	Contract	AT	Region	England
% of FP17s for the same patient ID Re-attending within 3 months - Children	48	1,279	3.8%	9.6%	11.3%	11.8%
% of FP17s for the same patient ID Re-attending within 3 months - Adults	449	4,078	11.0%	13.9%	15.3%	15.6%
% of FP17s for the same patient ID Re-attending between 3 & 9 months - Children	860	1,279	67.2%	61.7%	61.1%	58.8%
% of FP17s for the same patient ID Re-attending between 3 & 9 months - Adults	2,409	4,078	59.1%	53.0%	52.4%	51.0%
% of FP17s for Band 1 Urgent Courses	271	5,091	5.3%	9.8%	9.5%	9.0%
% of FP17s Relating to Free Repair or Replacements	22	5,091	0.4%	0.6%	0.7%	0.8%
% of FP17s Relating to Continuations	91	5,091	1.8%	0.9%	0.8%	0.9%
% of Patients satisfied with the dentistry they have received	1	2	N/A	93.0%	93.1%	93.2%
% of Patients satisfied with the time they had to wait for an appointment	2	2	N/A	88.0%	87.8%	88.3%

* This is based on patients treated on this contract for their most recent course of treatment. Figures in italics indicate the base number of FP17s or Patient Questionnaire responses are less than 100. N/A is shown where the base number of responses is less than 10 during the period. % is calculated as Quantity/Base number*100

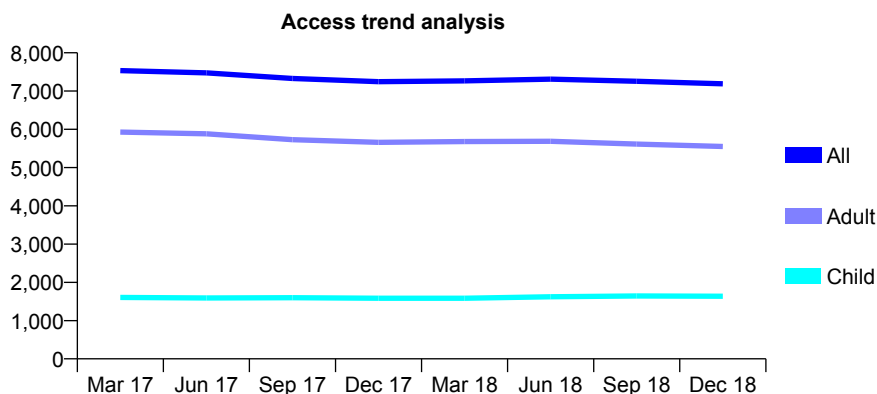
Q70 - Vital Signs At a Glance Contract Report for 128678/0001 - December 2018

Name or company name	SCA Trafalgar Dental Services Ltd
Contract type name	GDS Contract
Purpose of contract	General
Contract start date	01/04/2009
Contract end date	

18/19 Contracted general activity (UDA)	21,352
Carry forward general activity (UDA)	0
18/19 Contracted orthodontic activity (UOA)	0
Carry forward orthodontic activity (UOA)	0
Baseline contract value	£560,168.11

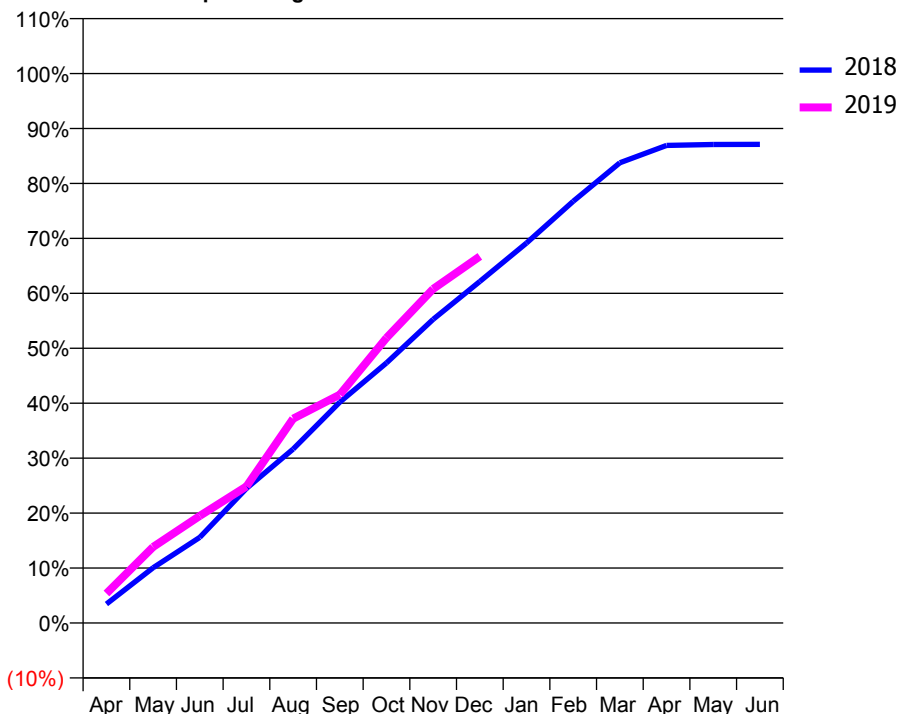
ACCESS*

Patients seen in 24 months	Total	Change since previous quarter
Quarter ending December 2017	7,245	
Quarter ending March 2018	7,265	→
Quarter ending June 2018	7,312	→
Quarter ending September 2018	7,255	→
Quarter ending December 2018	7,188	→
Variance since December 2017	(0.8%)	→



ACTIVITY

Cumulative percentage of contracted UDA delivered 2018 & 2019



Month	Adjusted Scheduled Activity (UDA)	
	2018	2019
April	739	1,146
May	2,148	2,955
June	3,329	4,166
July	5,232	5,308
August	6,760	7,939
September	8,582	8,872
October	10,106	11,078
November	11,799	12,980
December	13,275	14,244
January	14,763	
February	16,389	
March	17,883	
April	18,557	
May	18,593	
June	18,597	

QUALITY

	Quantity	Base Number	Contract	AT	Region	England
% of FP17s for the same patient ID Re-attending within 3 months - Children	126	1,815	6.9%	9.6%	11.3%	11.8%
% of FP17s for the same patient ID Re-attending within 3 months - Adults	611	5,831	10.5%	13.9%	15.3%	15.6%
% of FP17s for the same patient ID Re-attending between 3 & 9 months - Children	921	1,815	50.7%	61.7%	61.1%	58.8%
% of FP17s for the same patient ID Re-attending between 3 & 9 months - Adults	3,050	5,831	52.3%	53.0%	52.4%	51.0%
% of FP17s for Band 1 Urgent Courses	1,472	7,296	20.2%	9.8%	9.5%	9.0%
% of FP17s Relating to Free Repair or Replacements	20	7,296	0.3%	0.6%	0.7%	0.8%
% of FP17s Relating to Continuations	20	7,296	0.3%	0.9%	0.8%	0.9%
% of Patients satisfied with the dentistry they have received	3	3	N/A	93.0%	93.1%	93.2%
% of Patients satisfied with the time they had to wait for an appointment	3	3	N/A	88.0%	87.8%	88.3%

* This is based on patients treated on this contract for their most recent course of treatment. Figures in italics indicate the base number of FP17s or Patient Questionnaire responses are less than 100. N/A is shown where the base number of responses is less than 10 during the period. % is calculated as Quantity/Base number*100

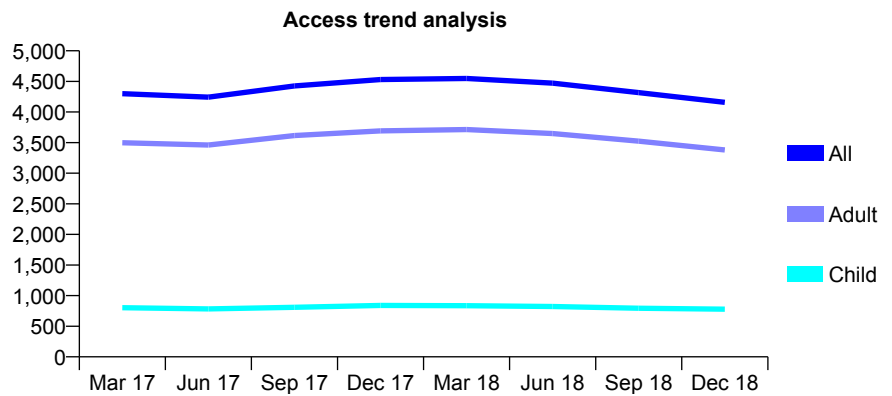
Q70 - Vital Signs At a Glance Contract Report for 128678/0002 - December 2018

Name or company name	SCA Trafalgar Dental Services Ltd
Contract type name	GDS Contract
Purpose of contract	General
Contract start date	10/02/2013
Contract end date	

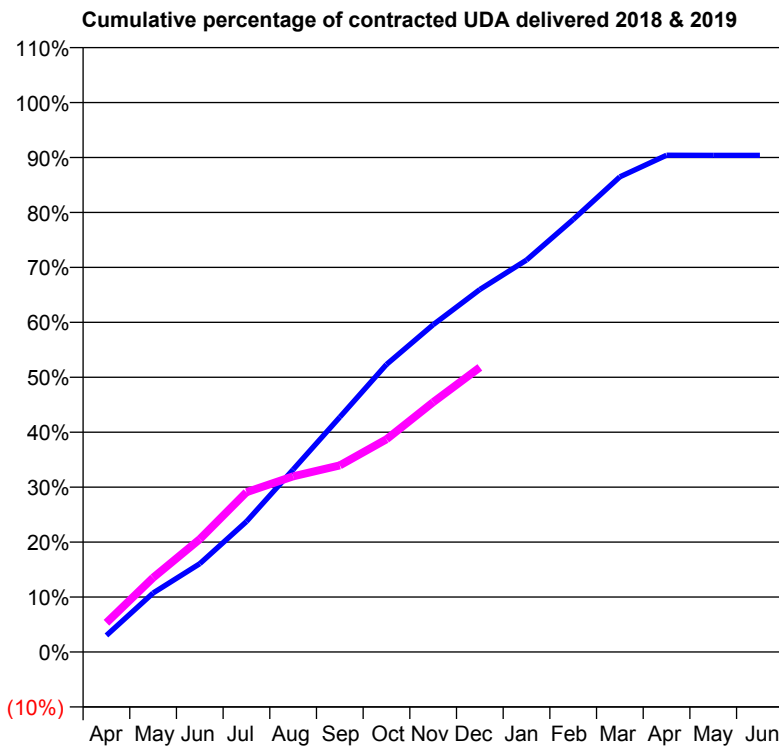
18/19 Contracted general activity (UDA)	10,570
Carry forward general activity (UDA)	0
18/19 Contracted orthodontic activity (UOA)	0
Carry forward orthodontic activity (UOA)	0
Baseline contract value	£324,753.64

ACCESS*

Patients seen in 24 months	Total	Change since previous quarter
Quarter ending December 2017	4,531	
Quarter ending March 2018	4,549	→
Quarter ending June 2018	4,472	↓
Quarter ending September 2018	4,318	↓
Quarter ending December 2018	4,159	↓
Variance since December 2017	(8.2%)	↓



ACTIVITY



Month	Adjusted Scheduled Activity (UDA)	
	2018	2019
April	484	564
May	1,716	1,429
June	2,573	2,171
July	3,801	3,074
August	5,312	3,380
September	6,839	3,590
October	8,374	4,093
November	9,531	4,805
December	10,555	5,474
January	11,414	
February	12,595	
March	13,837	
April	14,464	
May	14,463	
June	14,463	

QUALITY

	Quantity	Base Number	Contract	AT	Region	England
% of FP17s for the same patient ID Re-attending within 3 months - Children	40	582	6.9%	9.6%	11.3%	11.8%
% of FP17s for the same patient ID Re-attending within 3 months - Adults	328	2,686	12.2%	13.9%	15.3%	15.6%
% of FP17s for the same patient ID Re-attending between 3 & 9 months - Children	372	582	63.9%	61.7%	61.1%	58.8%
% of FP17s for the same patient ID Re-attending between 3 & 9 months - Adults	1,685	2,686	62.7%	53.0%	52.4%	51.0%
% of FP17s for Band 1 Urgent Courses	378	2,979	12.7%	9.8%	9.5%	9.0%
% of FP17s Relating to Free Repair or Replacements	21	2,979	0.7%	0.6%	0.7%	0.8%
% of FP17s Relating to Continuations	20	2,979	0.7%	0.9%	0.8%	0.9%
% of Patients satisfied with the dentistry they have received	1	1	N/A	93.0%	93.1%	93.2%
% of Patients satisfied with the time they had to wait for an appointment	1	1	N/A	88.0%	87.8%	88.3%

* This is based on patients treated on this contract for their most recent course of treatment. Figures in italics indicate the base number of FP17s or Patient Questionnaire responses are less than 100. N/A is shown where the base number of responses is less than 10 during the period. % is calculated as Quantity/Base number*100

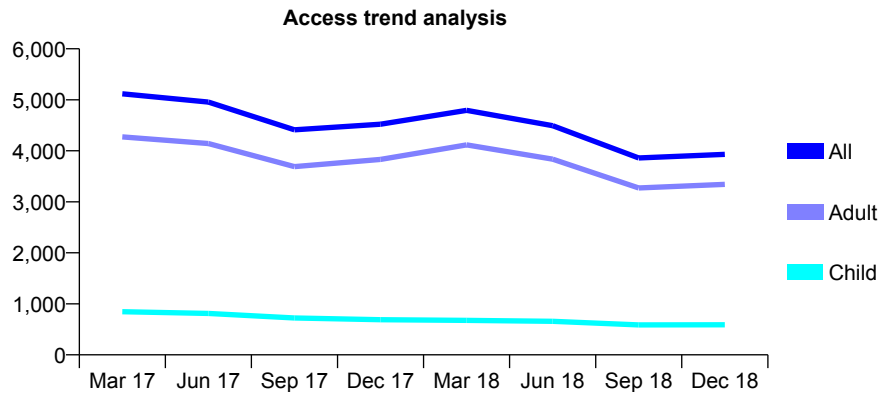
Q70 - Vital Signs At a Glance Contract Report for 129135/0001 - December 2018

Name or company name	Mr M Rzepski & Mrs A Grycz-Rzepaska
Contract type name	GDS Contract
Purpose of contract	General
Contract start date	01/04/2006
Contract end date	

18/19 Contracted general activity (UDA)	14,316
Carry forward general activity (UDA)	102
18/19 Contracted orthodontic activity (UOA)	0
Carry forward orthodontic activity (UOA)	0
Baseline contract value	£301,164.63

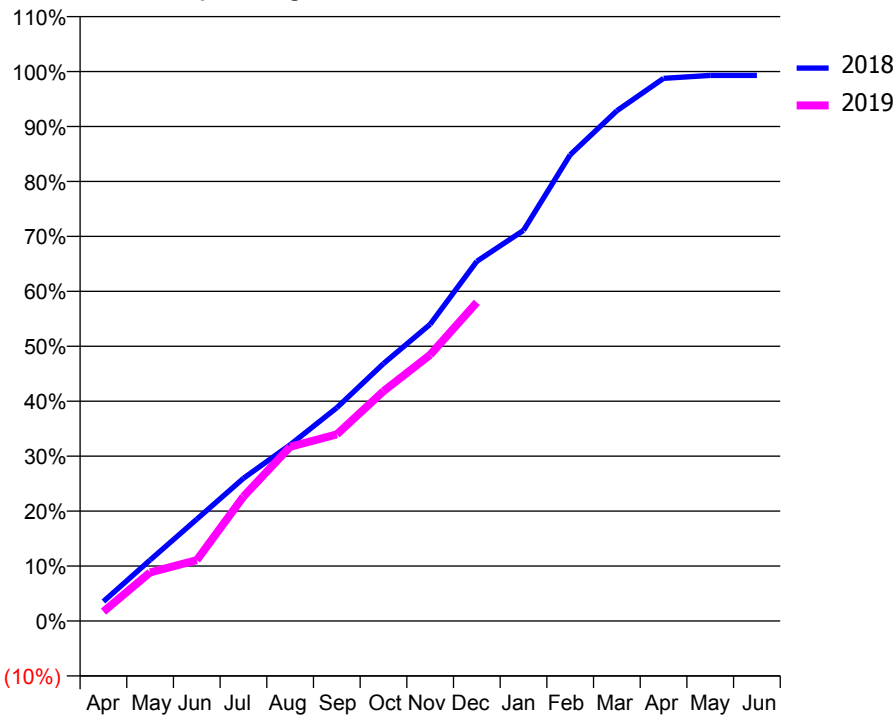
ACCESS*

Patients seen in 24 months	Total	Change since previous quarter
Quarter ending December 2017	4,522	
Quarter ending March 2018	4,794	↑
Quarter ending June 2018	4,494	↓
Quarter ending September 2018	3,860	↓
Quarter ending December 2018	3,931	→
Variance since December 2017	(13.1%)	↓



ACTIVITY

Cumulative percentage of contracted UDA delivered 2018 & 2019



Month	Adjusted Scheduled Activity (UDA)	
	2018	2019
April	508	246
May	1,589	1,267
June	2,654	1,587
July	3,718	3,244
August	4,593	4,539
September	5,558	4,861
October	6,708	5,988
November	7,732	6,935
December	9,370	8,302
January	10,177	
February	12,149	
March	13,295	
April	14,137	
May	14,214	
June	14,214	

QUALITY

	Quantity	Base Number	Contract	AT	Region	England
% of FP17s for the same patient ID Re-attending within 3 months - Children	46	770	6.0%	9.6%	11.3%	11.8%
% of FP17s for the same patient ID Re-attending within 3 months - Adults	532	4,291	12.4%	13.9%	15.3%	15.6%
% of FP17s for the same patient ID Re-attending between 3 & 9 months - Children	486	770	63.1%	61.7%	61.1%	58.8%
% of FP17s for the same patient ID Re-attending between 3 & 9 months - Adults	2,767	4,291	64.5%	53.0%	52.4%	51.0%
% of FP17s for Band 1 Urgent Courses	308	4,639	6.6%	9.8%	9.5%	9.0%
% of FP17s Relating to Free Repair or Replacements	29	4,639	0.6%	0.6%	0.7%	0.8%
% of FP17s Relating to Continuations	80	4,639	1.7%	0.9%	0.8%	0.9%
% of Patients satisfied with the dentistry they have received	1	1	N/A	93.0%	93.1%	93.2%
% of Patients satisfied with the time they had to wait for an appointment	1	1	N/A	88.0%	87.8%	88.3%

* This is based on patients treated on this contract for their most recent course of treatment. Figures in italics indicate the base number of FP17s or Patient Questionnaire responses are less than 100. N/A is shown where the base number of responses is less than 10 during the period. % is calculated as Quantity/Base number*100

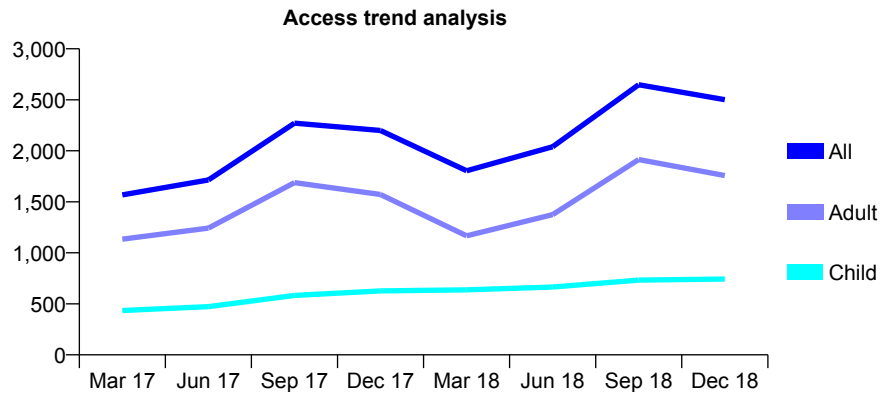
Q70 - Vital Signs At a Glance Contract Report for 129135/0002 - December 2018

Name or company name	Mr M Rzepcki & Mrs A Grycz-Rzepcka
Contract type name	PDS Plus Contract
Purpose of contract	General
Contract start date	01/12/2010
Contract end date	30/11/2020

18/19 Contracted general activity (UDA)	6,000
Carry forward general activity (UDA)	0
18/19 Contracted orthodontic activity (UOA)	0
Carry forward orthodontic activity (UOA)	0
Baseline contract value	£102,171.93

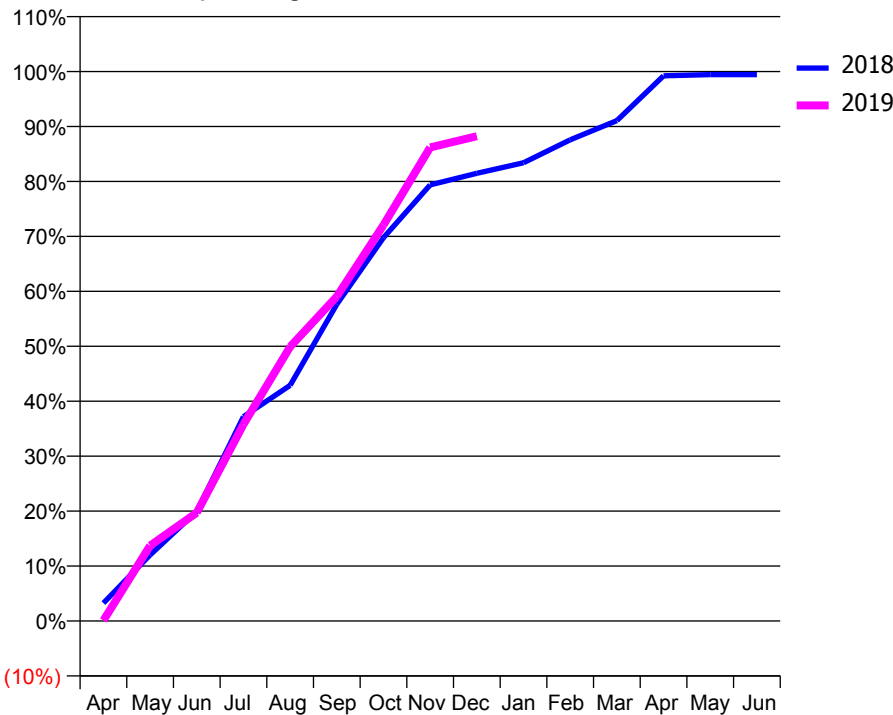
ACCESS*

Patients seen in 24 months	Total	Change since previous quarter
Quarter ending December 2017	2,199	
Quarter ending March 2018	1,804	↓
Quarter ending June 2018	2,040	↑
Quarter ending September 2018	2,648	↑
Quarter ending December 2018	2,501	↓
Variance since December 2017	13.7%	↑



ACTIVITY

Cumulative percentage of contracted UDA delivered 2018 & 2019



Month	Adjusted Scheduled Activity (UDA)	
	2018	2019
April	195	6
May	721	823
June	1,198	1,184
July	2,231	2,147
August	2,574	2,994
September	3,458	3,543
October	4,185	4,324
November	4,762	5,172
December	4,889	5,293
January	5,003	
February	5,254	
March	5,464	
April	5,953	
May	5,967	
June	5,966	

QUALITY

	Quantity	Base Number	Contract	AT	Region	England
% of FP17s for the same patient ID Re-attending within 3 months - Children	42	890	4.7%	9.6%	11.3%	11.8%
% of FP17s for the same patient ID Re-attending within 3 months - Adults	201	2,631	7.6%	13.9%	15.3%	15.6%
% of FP17s for the same patient ID Re-attending between 3 & 9 months - Children	400	890	44.9%	61.7%	61.1%	58.8%
% of FP17s for the same patient ID Re-attending between 3 & 9 months - Adults	873	2,631	33.2%	53.0%	52.4%	51.0%
% of FP17s for Band 1 Urgent Courses	259	3,230	8.0%	9.8%	9.5%	9.0%
% of FP17s Relating to Free Repair or Replacements	4	3,230	0.1%	0.6%	0.7%	0.8%
% of FP17s Relating to Continuations	58	3,230	1.8%	0.9%	0.8%	0.9%
% of Patients satisfied with the dentistry they have received	0	0	N/A	93.0%	93.1%	93.2%
% of Patients satisfied with the time they had to wait for an appointment	0	0	N/A	88.0%	87.8%	88.3%

* This is based on patients treated on this contract for their most recent course of treatment. Figures in italics indicate the base number of FP17s or Patient Questionnaire responses are less than 100. N/A is shown where the base number of responses is less than 10 during the period. % is calculated as Quantity/Base number*100

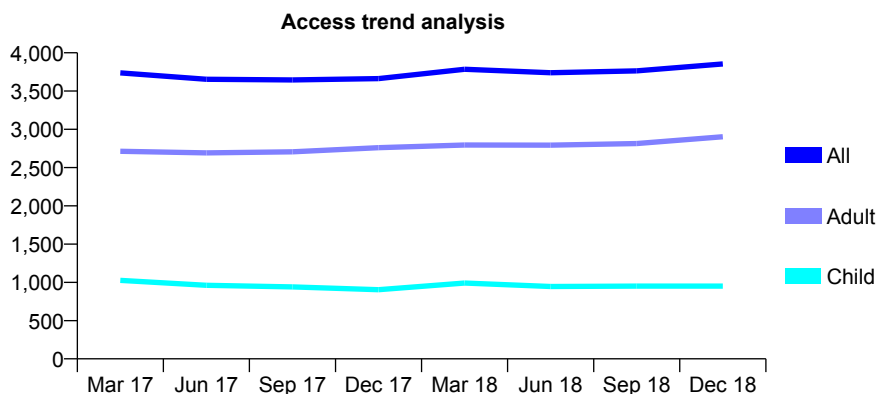
Q70 - Vital Signs At a Glance Contract Report for 129992/0008 - December 2018

Name or company name	Somerset Partnership NHS Foundation Tru
Contract type name	PDS Contract
Purpose of contract	General
Contract start date	01/04/2015
Contract end date	31/03/2020

18/19 Contracted general activity (UDA)	9,333
Carry forward general activity (UDA)	0
18/19 Contracted orthodontic activity (UOA)	0
Carry forward orthodontic activity (UOA)	0
Baseline contract value	£1,818,086.35

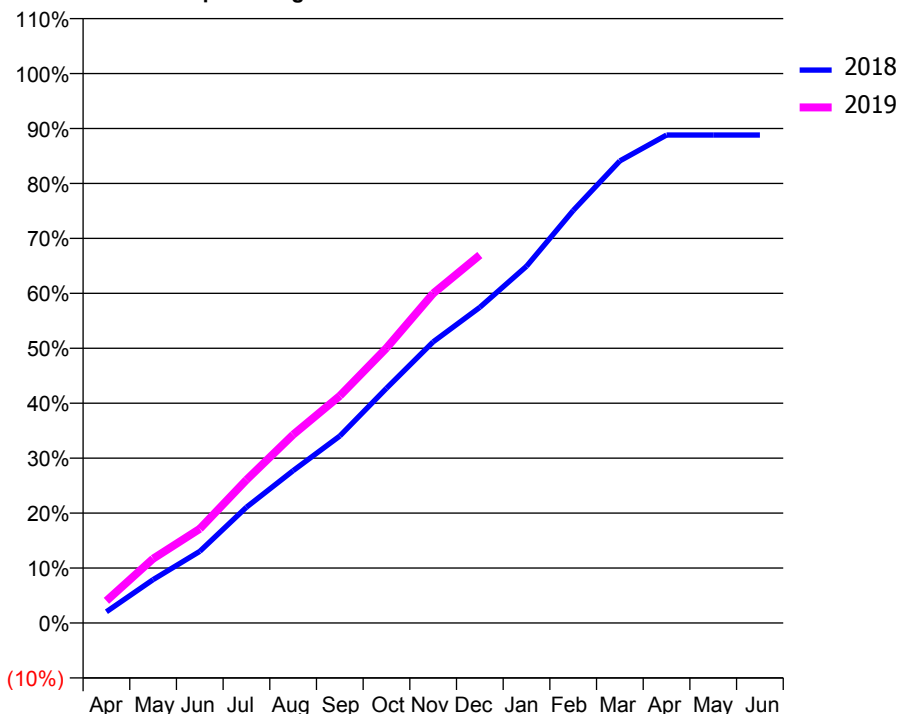
ACCESS*

Patients seen in 24 months	Total	Change since previous quarter
Quarter ending December 2017	3,663	
Quarter ending March 2018	3,785	↑
Quarter ending June 2018	3,739	↓
Quarter ending September 2018	3,764	→
Quarter ending December 2018	3,854	↑
Variance since December 2017	5.2%	↑



ACTIVITY

Cumulative percentage of contracted UDA delivered 2018 & 2019



Month	Adjusted Scheduled Activity (UDA)	
	2018	2019
April	191	378
May	737	1,093
June	1,216	1,600
July	1,967	2,430
August	2,588	3,199
September	3,175	3,859
October	3,987	4,671
November	4,776	5,598
December	5,362	6,249
January	6,059	
February	7,005	
March	7,850	
April	8,289	
May	8,289	
June	8,289	

QUALITY

	Quantity	Base Number	Contract	AT	Region	England
% of FP17s for the same patient ID Re-attending within 3 months - Children	69	1,028	6.7%	9.6%	11.3%	11.8%
% of FP17s for the same patient ID Re-attending within 3 months - Adults	274	2,679	10.2%	13.9%	15.3%	15.6%
% of FP17s for the same patient ID Re-attending between 3 & 9 months - Children	449	1,028	43.7%	61.7%	61.1%	58.8%
% of FP17s for the same patient ID Re-attending between 3 & 9 months - Adults	1,414	2,679	52.8%	53.0%	52.4%	51.0%
% of FP17s for Band 1 Urgent Courses	106	3,445	3.1%	9.8%	9.5%	9.0%
% of FP17s Relating to Free Repair or Replacements	13	3,445	0.4%	0.6%	0.7%	0.8%
% of FP17s Relating to Continuations	59	3,445	1.7%	0.9%	0.8%	0.9%
% of Patients satisfied with the dentistry they have received	1	1	N/A	93.0%	93.1%	93.2%
% of Patients satisfied with the time they had to wait for an appointment	1	1	N/A	88.0%	87.8%	88.3%

* This is based on patients treated on this contract for their most recent course of treatment. Figures in italics indicate the base number of FP17s or Patient Questionnaire responses are less than 100. N/A is shown where the base number of responses is less than 10 during the period. % is calculated as Quantity/Base number*100

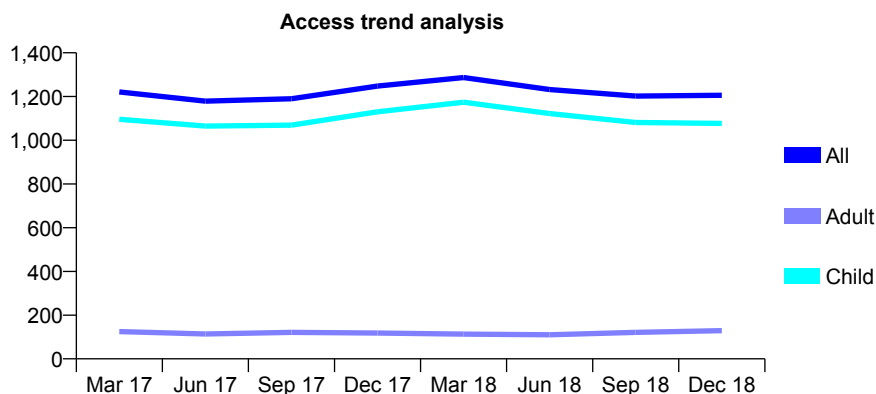
Q70 - Vital Signs At a Glance Contract Report for 129992/0009 - December 2018

Name or company name	Somerset Partnership NHS Foundation Tru
Contract type name	PDS Contract
Purpose of contract	General
Contract start date	01/04/2015
Contract end date	31/03/2020

18/19 Contracted general activity (UDA)	4,666
Carry forward general activity (UDA)	0
18/19 Contracted orthodontic activity (UOA)	0
Carry forward orthodontic activity (UOA)	0
Baseline contract value	£400,916.37

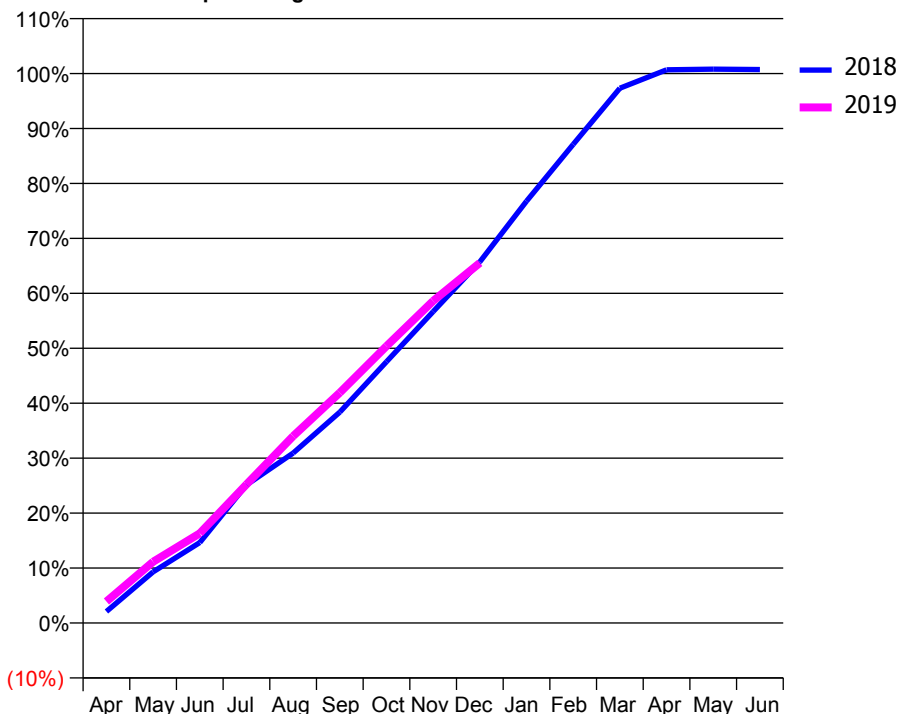
ACCESS*

Patients seen in 24 months	Total	Change since previous quarter
Quarter ending December 2017	1,248	
Quarter ending March 2018	1,287	↑
Quarter ending June 2018	1,232	↓
Quarter ending September 2018	1,202	↓
Quarter ending December 2018	1,206	→
Variance since December 2017	(3.4%)	↓



ACTIVITY

Cumulative percentage of contracted UDA delivered 2018 & 2019



Month	Adjusted Scheduled Activity (UDA)	
	2018	2019
April	98	183
May	434	520
June	683	761
July	1,173	1,177
August	1,443	1,587
September	1,791	1,956
October	2,218	2,351
November	2,645	2,735
December	3,067	3,057
January	3,582	
February	4,065	
March	4,541	
April	4,698	
May	4,703	
June	4,700	

QUALITY

	Quantity	Base Number	Contract	AT	Region	England
% of FP17s for the same patient ID Re-attending within 3 months - Children	67	1,217	5.5%	9.6%	11.3%	11.8%
% of FP17s for the same patient ID Re-attending within 3 months - Adults	2	105	1.9%	13.9%	15.3%	15.6%
% of FP17s for the same patient ID Re-attending between 3 & 9 months - Children	107	1,217	8.8%	61.7%	61.1%	58.8%
% of FP17s for the same patient ID Re-attending between 3 & 9 months - Adults	4	105	3.8%	53.0%	52.4%	51.0%
% of FP17s for Band 1 Urgent Courses	36	1,256	2.9%	9.8%	9.5%	9.0%
% of FP17s Relating to Free Repair or Replacements	1	1,256	0.1%	0.6%	0.7%	0.8%
% of FP17s Relating to Continuations	14	1,256	1.1%	0.9%	0.8%	0.9%
% of Patients satisfied with the dentistry they have received	0	0	N/A	93.0%	93.1%	93.2%
% of Patients satisfied with the time they had to wait for an appointment	0	0	N/A	88.0%	87.8%	88.3%

* This is based on patients treated on this contract for their most recent course of treatment. Figures in italics indicate the base number of FP17s or Patient Questionnaire responses are less than 100. N/A is shown where the base number of responses is less than 10 during the period. % is calculated as Quantity/Base number*100

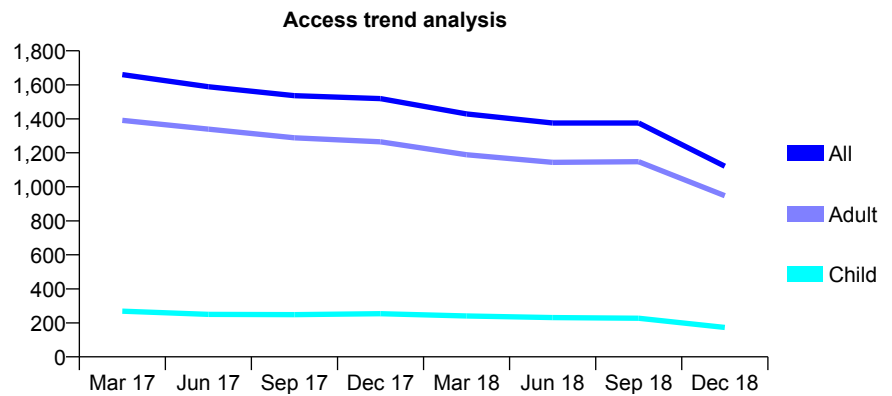
Q70 - Vital Signs At a Glance Contract Report for 129992/0010 - December 2018

Name or company name	Somerset Partnership NHS Foundation Tru
Contract type name	PDS Contract
Purpose of contract	General
Contract start date	01/04/2015
Contract end date	30/09/2018

18/19 Contracted general activity (UDA)	2,333
Carry forward general activity (UDA)	0
18/19 Contracted orthodontic activity (UOA)	0
Carry forward orthodontic activity (UOA)	0
Baseline contract value	£339,152.57

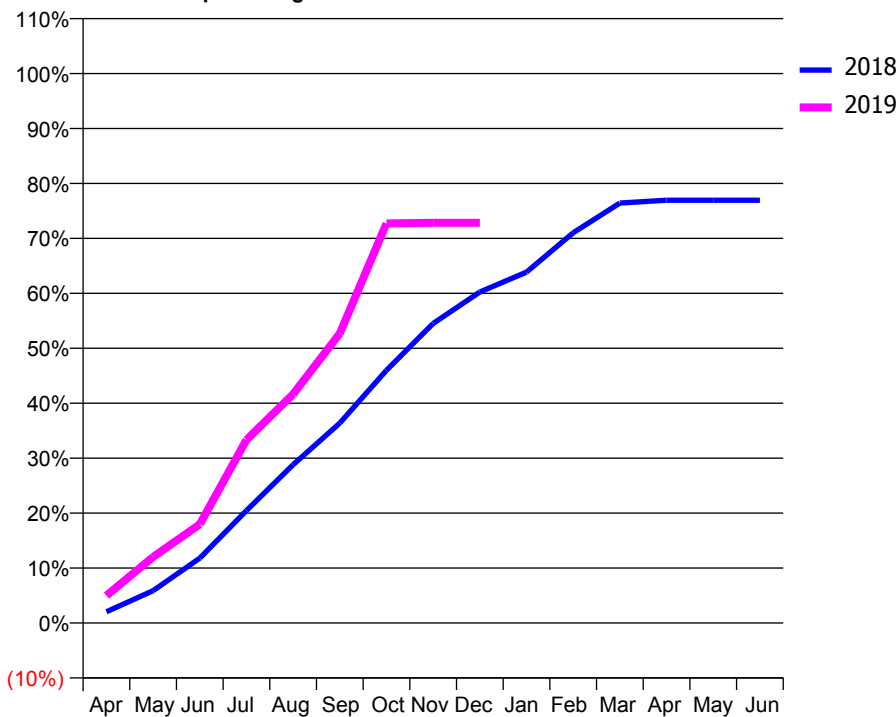
ACCESS*

Patients seen in 24 months	Total	Change since previous quarter
Quarter ending December 2017	1,519	
Quarter ending March 2018	1,429	↓
Quarter ending June 2018	1,375	↓
Quarter ending September 2018	1,375	→
Quarter ending December 2018	1,121	↓
Variance since December 2017	(26.2%)	↓



ACTIVITY

Cumulative percentage of contracted UDA delivered 2018 & 2019



Month	Adjusted Scheduled Activity (UDA)	
	2018	2019
April	96	116
May	275	280
June	551	419
July	955	777
August	1,345	972
September	1,698	1,230
October	2,146	1,696
November	2,543	1,699
December	2,811	1,699
January	2,980	
February	3,313	
March	3,566	
April	3,590	
May	3,590	
June	3,590	

QUALITY

	Quantity	Base Number	Contract	AT	Region	England
% of FP17s for the same patient ID Re-attending within 3 months - Children	8	147	5.4%	9.6%	11.3%	11.8%
% of FP17s for the same patient ID Re-attending within 3 months - Adults	39	485	8.0%	13.9%	15.3%	15.6%
% of FP17s for the same patient ID Re-attending between 3 & 9 months - Children	40	147	27.2%	61.7%	61.1%	58.8%
% of FP17s for the same patient ID Re-attending between 3 & 9 months - Adults	103	485	21.2%	53.0%	52.4%	51.0%
% of FP17s for Band 1 Urgent Courses	39	622	6.3%	9.8%	9.5%	9.0%
% of FP17s Relating to Free Repair or Replacements	4	622	0.6%	0.6%	0.7%	0.8%
% of FP17s Relating to Continuations	4	622	0.6%	0.9%	0.8%	0.9%
% of Patients satisfied with the dentistry they have received	1	1	N/A	93.0%	93.1%	93.2%
% of Patients satisfied with the time they had to wait for an appointment	1	1	N/A	88.0%	87.8%	88.3%

* This is based on patients treated on this contract for their most recent course of treatment. Figures in italics indicate the base number of FP17s or Patient Questionnaire responses are less than 100. N/A is shown where the base number of responses is less than 10 during the period. % is calculated as Quantity/Base number*100

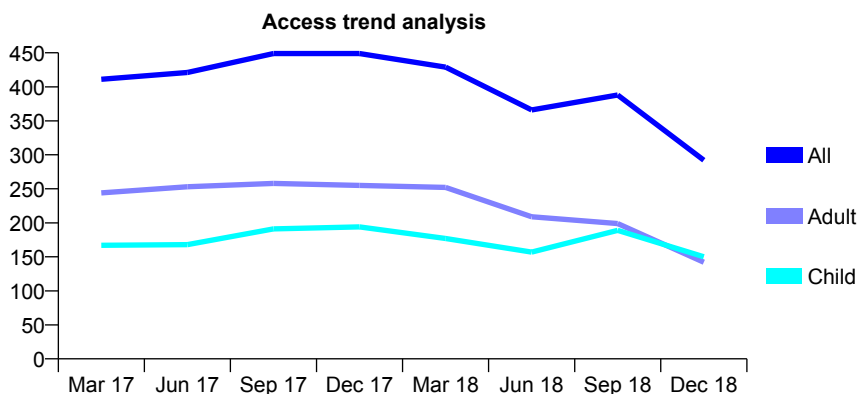
Q70 - Vital Signs At a Glance Contract Report for 129992/0011 - December 2018

Name or company name	Somerset Partnership NHS Foundation Tru
Contract type name	PDS Contract
Purpose of contract	General
Contract start date	01/04/2015
Contract end date	30/09/2018

18/19 Contracted general activity (UDA)	1,167
Carry forward general activity (UDA)	0
18/19 Contracted orthodontic activity (UOA)	0
Carry forward orthodontic activity (UOA)	0
Baseline contract value	£96,061.44

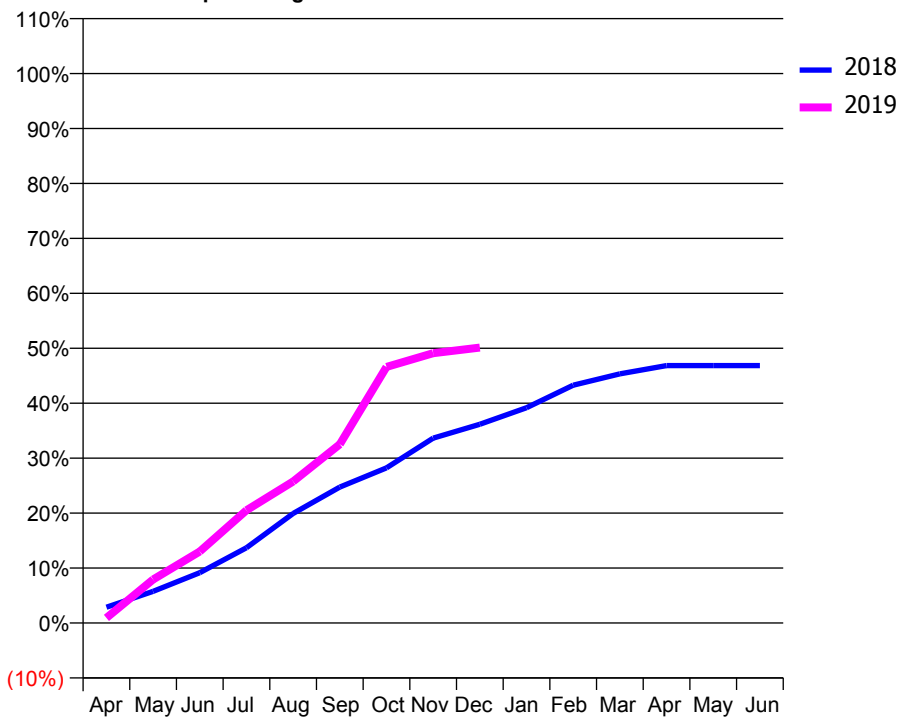
ACCESS*

Patients seen in 24 months	Total	Change since previous quarter
Quarter ending December 2017	449	
Quarter ending March 2018	429	↓
Quarter ending June 2018	366	↓
Quarter ending September 2018	388	↑
Quarter ending December 2018	292	↓
Variance since December 2017	(35.0%)	↓



ACTIVITY

Cumulative percentage of contracted UDA delivered 2018 & 2019



Month	Adjusted Scheduled Activity (UDA)	
	2018	2019
April	67	11
May	134	92
June	214	152
July	320	239
August	465	301
September	577	380
October	659	544
November	785	573
December	844	585
January	914	
February	1,010	
March	1,058	
April	1,093	
May	1,093	
June	1,093	

QUALITY

	Quantity	Base Number	Contract	AT	Region	England
% of FP17s for the same patient ID Re-attending within 3 months - Children	0	154	0.0%	9.6%	11.3%	11.8%
% of FP17s for the same patient ID Re-attending within 3 months - Adults	0	84	0.0%	13.9%	15.3%	15.6%
% of FP17s for the same patient ID Re-attending between 3 & 9 months - Children	1	154	0.6%	61.7%	61.1%	58.8%
% of FP17s for the same patient ID Re-attending between 3 & 9 months - Adults	1	84	1.2%	53.0%	52.4%	51.0%
% of FP17s for Band 1 Urgent Courses	15	221	6.8%	9.8%	9.5%	9.0%
% of FP17s Relating to Free Repair or Replacements	0	221	0.0%	0.6%	0.7%	0.8%
% of FP17s Relating to Continuations	0	221	0.0%	0.9%	0.8%	0.9%
% of Patients satisfied with the dentistry they have received	0	0	N/A	93.0%	93.1%	93.2%
% of Patients satisfied with the time they had to wait for an appointment	0	0	N/A	88.0%	87.8%	88.3%

* This is based on patients treated on this contract for their most recent course of treatment. Figures in italics indicate the base number of FP17s or Patient Questionnaire responses are less than 100. N/A is shown where the base number of responses is less than 10 during the period. % is calculated as Quantity/Base number*100

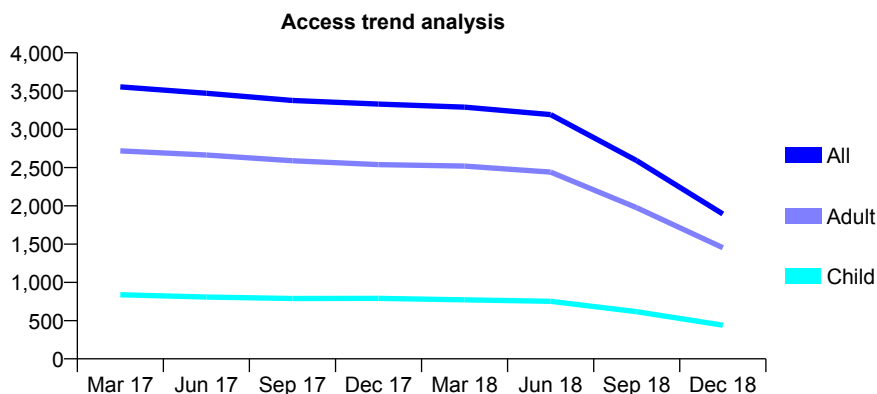
Q70 - Vital Signs At a Glance Contract Report for 129992/0012 - December 2018

Name or company name	Somerset Partnership NHS Foundation Tru
Contract type name	PDS Contract
Purpose of contract	General
Contract start date	01/04/2015
Contract end date	30/09/2018

18/19 Contracted general activity (UDA)	5,250
Carry forward general activity (UDA)	0
18/19 Contracted orthodontic activity (UOA)	0
Carry forward orthodontic activity (UOA)	0
Baseline contract value	£135,921.22

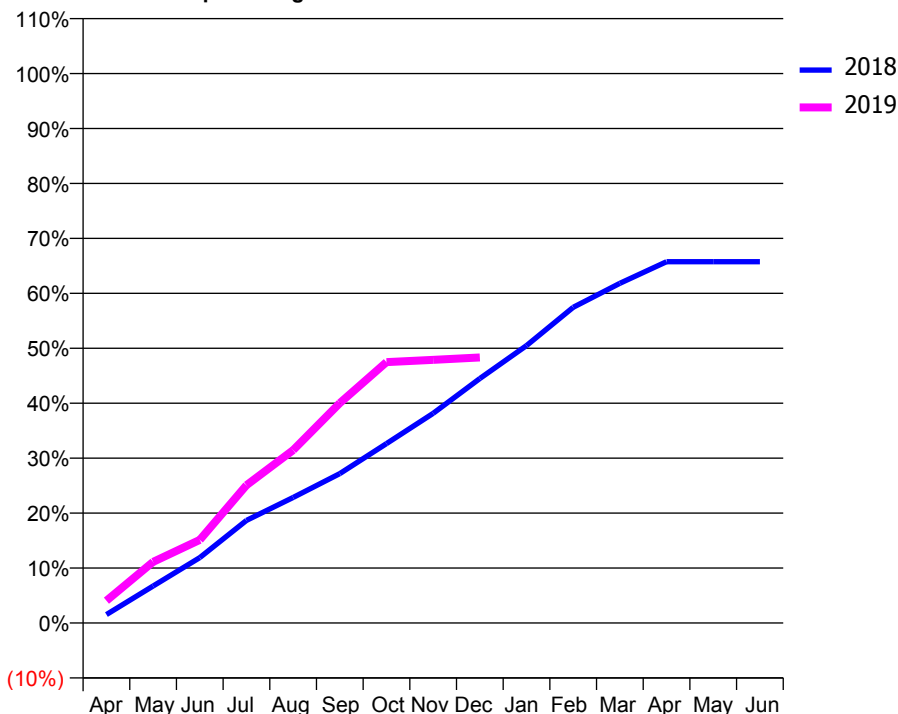
ACCESS*

Patients seen in 24 months	Total	Change since previous quarter
Quarter ending December 2017	3,329	
Quarter ending March 2018	3,290	↓
Quarter ending June 2018	3,193	↓
Quarter ending September 2018	2,591	↓
Quarter ending December 2018	1,893	↓
Variance since December 2017	(43.1%)	↓



ACTIVITY

Cumulative percentage of contracted UDA delivered 2018 & 2019



Month	Adjusted Scheduled Activity (UDA)	
	2018	2019
April	163	213
May	707	585
June	1,250	794
July	1,962	1,317
August	2,400	1,652
September	2,855	2,101
October	3,430	2,493
November	4,007	2,514
December	4,672	2,537
January	5,300	
February	6,032	
March	6,490	
April	6,904	
May	6,904	
June	6,904	

QUALITY

	Quantity	Base Number	Contract	AT	Region	England
% of FP17s for the same patient ID Re-attending within 3 months - Children	17	237	7.2%	9.6%	11.3%	11.8%
% of FP17s for the same patient ID Re-attending within 3 months - Adults	110	929	11.8%	13.9%	15.3%	15.6%
% of FP17s for the same patient ID Re-attending between 3 & 9 months - Children	53	237	22.4%	61.7%	61.1%	58.8%
% of FP17s for the same patient ID Re-attending between 3 & 9 months - Adults	271	929	29.2%	53.0%	52.4%	51.0%
% of FP17s for Band 1 Urgent Courses	126	1,029	12.2%	9.8%	9.5%	9.0%
% of FP17s Relating to Free Repair or Replacements	10	1,029	1.0%	0.6%	0.7%	0.8%
% of FP17s Relating to Continuations	13	1,029	1.3%	0.9%	0.8%	0.9%
% of Patients satisfied with the dentistry they have received	0	0	N/A	93.0%	93.1%	93.2%
% of Patients satisfied with the time they had to wait for an appointment	0	0	N/A	88.0%	87.8%	88.3%

* This is based on patients treated on this contract for their most recent course of treatment. Figures in italics indicate the base number of FP17s or Patient Questionnaire responses are less than 100. N/A is shown where the base number of responses is less than 10 during the period. % is calculated as Quantity/Base number*100

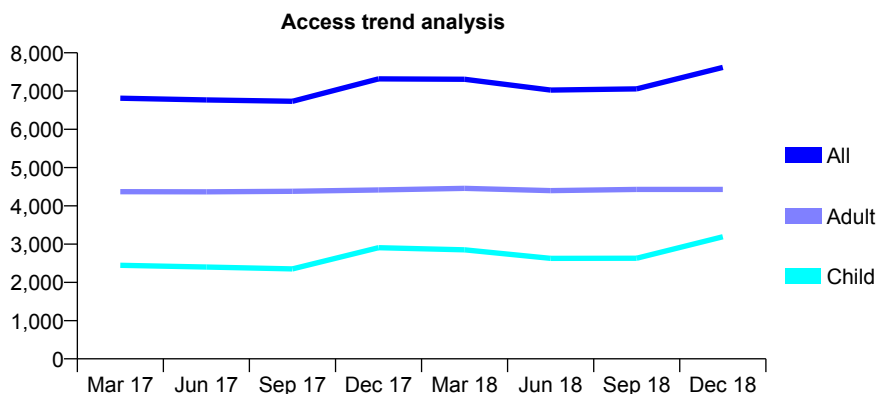
Q70 - Vital Signs At a Glance Contract Report for 130400/0001 - December 2018

Name or company name	M & A Dentmet Ltd
Contract type name	GDS Contract
Purpose of contract	General
Contract start date	01/09/2009
Contract end date	

18/19 Contracted general activity (UDA)	13,601
Carry forward general activity (UDA)	0
18/19 Contracted orthodontic activity (UOA)	0
Carry forward orthodontic activity (UOA)	0
Baseline contract value	£356,885.42

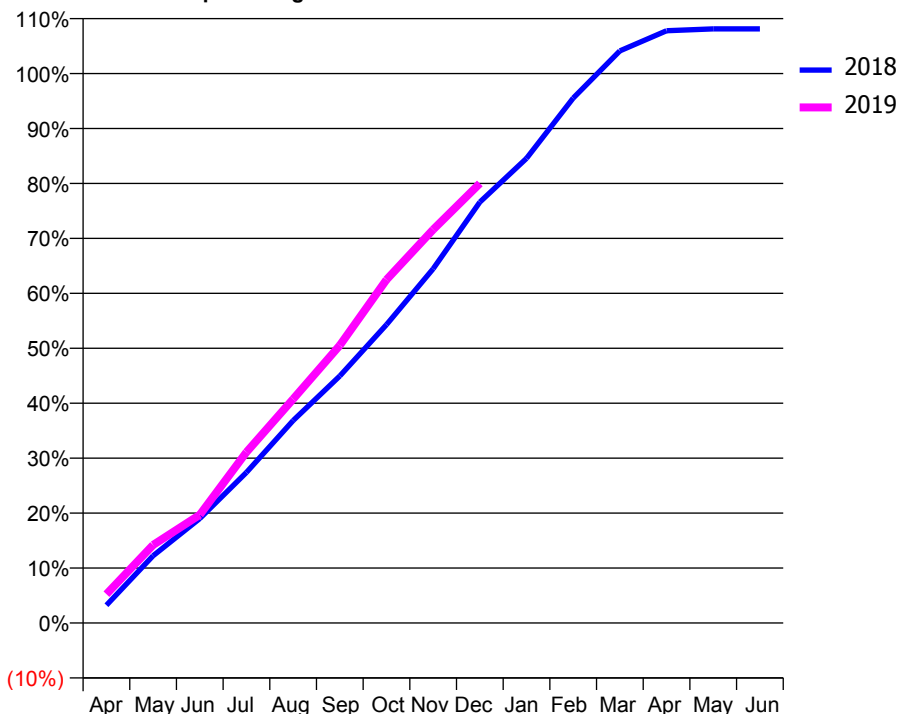
ACCESS*

Patients seen in 24 months	Total	Change since previous quarter
Quarter ending December 2017	7,320	
Quarter ending March 2018	7,307	→
Quarter ending June 2018	7,027	↓
Quarter ending September 2018	7,058	→
Quarter ending December 2018	7,620	↑
Variance since December 2017	4.1%	↑



ACTIVITY

Cumulative percentage of contracted UDA delivered 2018 & 2019



Month	Adjusted Scheduled Activity (UDA)	
	2018	2019
April	442	715
May	1,665	1,931
June	2,585	2,679
July	3,726	4,229
August	5,013	5,543
September	6,115	6,872
October	7,386	8,499
November	8,766	9,739
December	10,418	10,881
January	11,501	
February	12,992	
March	14,160	
April	14,661	
May	14,705	
June	14,705	

QUALITY

	Quantity	Base Number	Contract	AT	Region	England
% of FP17s for the same patient ID Re-attending within 3 months - Children	118	3,107	3.8%	9.6%	11.3%	11.8%
% of FP17s for the same patient ID Re-attending within 3 months - Adults	389	4,052	9.6%	13.9%	15.3%	15.6%
% of FP17s for the same patient ID Re-attending between 3 & 9 months - Children	1,084	3,107	34.9%	61.7%	61.1%	58.8%
% of FP17s for the same patient ID Re-attending between 3 & 9 months - Adults	2,341	4,052	57.8%	53.0%	52.4%	51.0%
% of FP17s for Band 1 Urgent Courses	381	6,800	5.6%	9.8%	9.5%	9.0%
% of FP17s Relating to Free Repair or Replacements	19	6,800	0.3%	0.6%	0.7%	0.8%
% of FP17s Relating to Continuations	1	6,800	0.0%	0.9%	0.8%	0.9%
% of Patients satisfied with the dentistry they have received	5	5	N/A	93.0%	93.1%	93.2%
% of Patients satisfied with the time they had to wait for an appointment	5	5	N/A	88.0%	87.8%	88.3%

* This is based on patients treated on this contract for their most recent course of treatment. Figures in italics indicate the base number of FP17s or Patient Questionnaire responses are less than 100. N/A is shown where the base number of responses is less than 10 during the period. % is calculated as Quantity/Base number*100

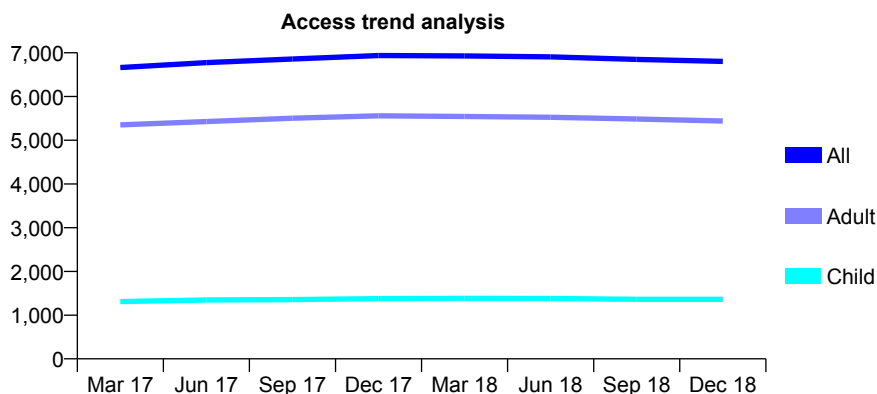
Q70 - Vital Signs At a Glance Contract Report for 130931/0001 - December 2018

Name or company name	Palmerston Precinct Practice Limited
Contract type name	GDS Contract
Purpose of contract	General
Contract start date	01/04/2008
Contract end date	

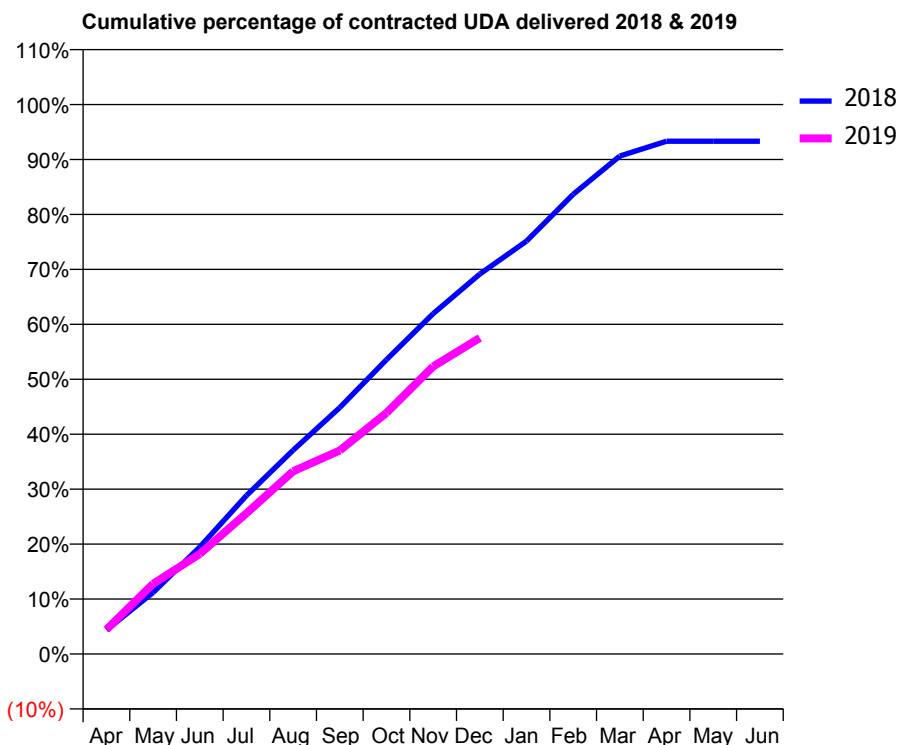
18/19 Contracted general activity (UDA)	20,100
Carry forward general activity (UDA)	0
18/19 Contracted orthodontic activity (UOA)	0
Carry forward orthodontic activity (UOA)	0
Baseline contract value	£489,733.81

ACCESS*

Patients seen in 24 months	Total	Change since previous quarter
Quarter ending December 2017	6,937	
Quarter ending March 2018	6,928	→
Quarter ending June 2018	6,906	→
Quarter ending September 2018	6,849	→
Quarter ending December 2018	6,804	→
Variance since December 2017	(1.9%)	↓



ACTIVITY



Month	Adjusted Scheduled Activity (UDA)	
	2018	2019
April	877	893
May	2,252	2,570
June	3,912	3,660
July	5,798	5,149
August	7,457	6,685
September	9,015	7,447
October	10,767	8,820
November	12,448	10,518
December	13,901	11,562
January	15,103	
February	16,818	
March	18,214	
April	18,758	
May	18,757	
June	18,757	

QUALITY

	Quantity	Base Number	Contract	AT	Region	England
% of FP17s for the same patient ID Re-attending within 3 months - Children	66	1,393	4.7%	9.6%	11.3%	11.8%
% of FP17s for the same patient ID Re-attending within 3 months - Adults	390	4,589	8.5%	13.9%	15.3%	15.6%
% of FP17s for the same patient ID Re-attending between 3 & 9 months - Children	822	1,393	59.0%	61.7%	61.1%	58.8%
% of FP17s for the same patient ID Re-attending between 3 & 9 months - Adults	2,294	4,589	50.0%	53.0%	52.4%	51.0%
% of FP17s for Band 1 Urgent Courses	279	5,756	4.8%	9.8%	9.5%	9.0%
% of FP17s Relating to Free Repair or Replacements	31	5,756	0.5%	0.6%	0.7%	0.8%
% of FP17s Relating to Continuations	78	5,756	1.4%	0.9%	0.8%	0.9%
% of Patients satisfied with the dentistry they have received	2	2	N/A	93.0%	93.1%	93.2%
% of Patients satisfied with the time they had to wait for an appointment	1	2	N/A	88.0%	87.8%	88.3%

* This is based on patients treated on this contract for their most recent course of treatment. Figures in italics indicate the base number of FP17s or Patient Questionnaire responses are less than 100. N/A is shown where the base number of responses is less than 10 during the period. % is calculated as Quantity/Base number*100

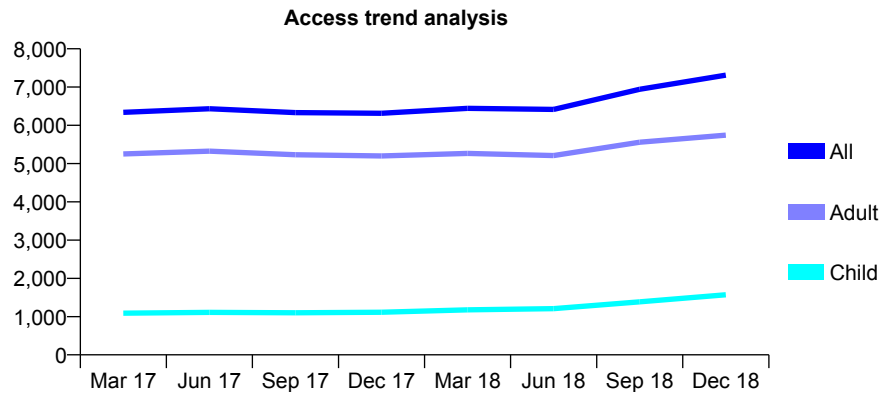
Q70 - Vital Signs At a Glance Contract Report for 131024/0001 - December 2018

Name or company name	Dr NF Portelli & Dr RO Smallwood
Contract type name	GDS Contract
Purpose of contract	General
Contract start date	01/12/2012
Contract end date	

18/19 Contracted general activity (UDA)	21,997
Carry forward general activity (UDA)	0
18/19 Contracted orthodontic activity (UOA)	0
Carry forward orthodontic activity (UOA)	0
Baseline contract value	£532,878.27

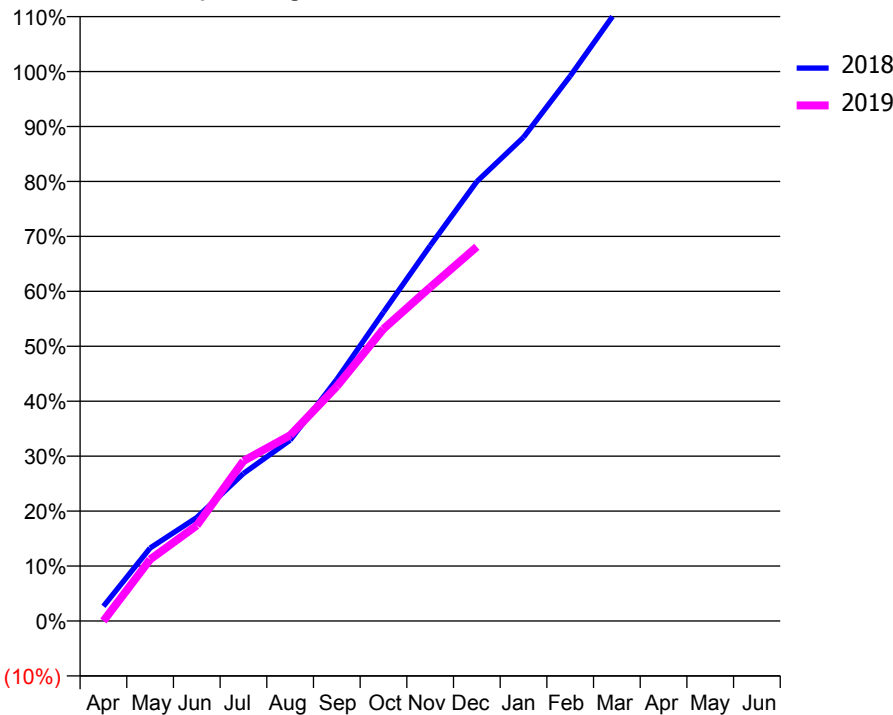
ACCESS*

Patients seen in 24 months	Total	Change since previous quarter
Quarter ending December 2017	6,314	
Quarter ending March 2018	6,444	↑
Quarter ending June 2018	6,416	→
Quarter ending September 2018	6,942	↑
Quarter ending December 2018	7,313	↑
Variance since December 2017	15.8%	↑



ACTIVITY

Cumulative percentage of contracted UDA delivered 2018 & 2019



Month	Adjusted Scheduled Activity (UDA)	
	2018	2019
April	449	0
May	2,213	2,461
June	3,139	3,824
July	4,474	6,407
August	5,486	7,432
September	7,328	9,393
October	9,370	11,691
November	11,383	13,359
December	13,326	14,981
January	14,671	
February	16,526	
March	18,517	
April	19,263	
May	19,339	
June	19,353	

QUALITY

	Quantity	Base Number	Contract	AT	Region	England
% of FP17s for the same patient ID Re-attending within 3 months - Children	127	1,939	6.5%	9.6%	11.3%	11.8%
% of FP17s for the same patient ID Re-attending within 3 months - Adults	810	7,264	11.2%	13.9%	15.3%	15.6%
% of FP17s for the same patient ID Re-attending between 3 & 9 months - Children	1,159	1,939	59.8%	61.7%	61.1%	58.8%
% of FP17s for the same patient ID Re-attending between 3 & 9 months - Adults	4,895	7,264	67.4%	53.0%	52.4%	51.0%
% of FP17s for Band 1 Urgent Courses	542	8,746	6.2%	9.8%	9.5%	9.0%
% of FP17s Relating to Free Repair or Replacements	39	8,746	0.4%	0.6%	0.7%	0.8%
% of FP17s Relating to Continuations	53	8,746	0.6%	0.9%	0.8%	0.9%
% of Patients satisfied with the dentistry they have received	4	4	N/A	93.0%	93.1%	93.2%
% of Patients satisfied with the time they had to wait for an appointment	4	4	N/A	88.0%	87.8%	88.3%

* This is based on patients treated on this contract for their most recent course of treatment. Figures in italics indicate the base number of FP17s or Patient Questionnaire responses are less than 100. N/A is shown where the base number of responses is less than 10 during the period. % is calculated as Quantity/Base number*100

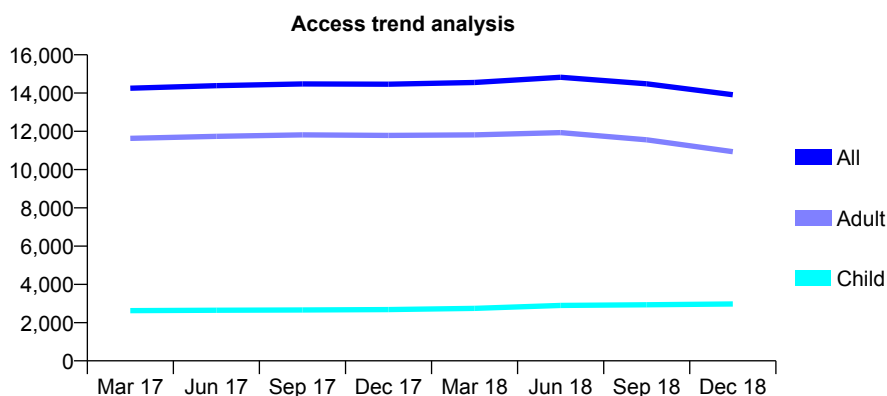
Q70 - Vital Signs At a Glance Contract Report for 132063/0001 - December 2018

Name or company name	DR A Brogan
Contract type name	GDS Contract
Purpose of contract	General
Contract start date	01/04/2011
Contract end date	

18/19 Contracted general activity (UDA)	38,250
Carry forward general activity (UDA)	0
18/19 Contracted orthodontic activity (UOA)	0
Carry forward orthodontic activity (UOA)	0
Baseline contract value	£1,147,716.22

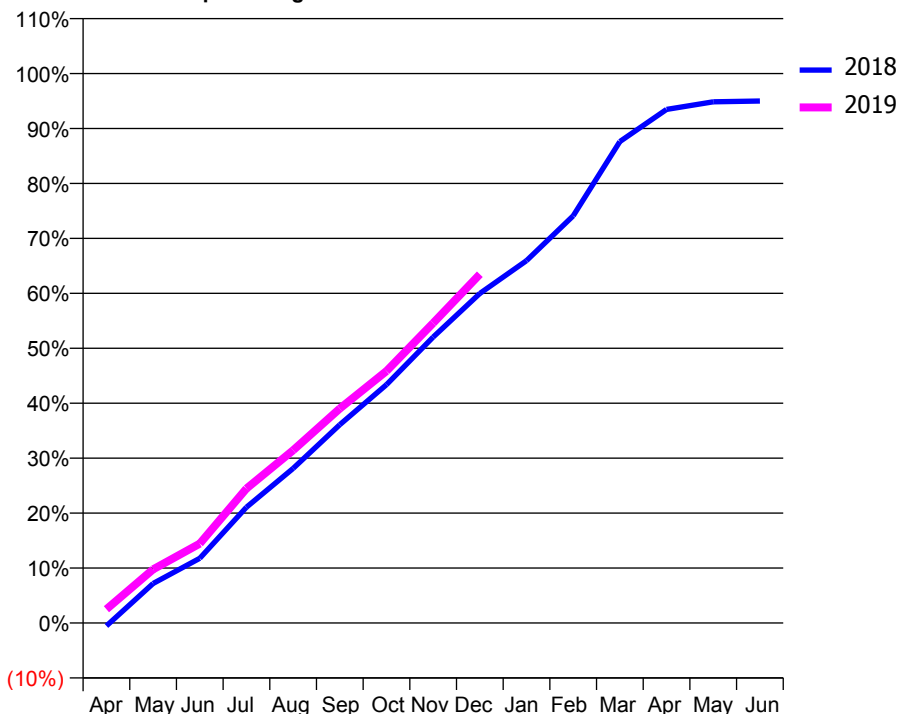
ACCESS*

Patients seen in 24 months	Total	Change since previous quarter
Quarter ending December 2017	14,466	
Quarter ending March 2018	14,554	→
Quarter ending June 2018	14,827	→
Quarter ending September 2018	14,484	↓
Quarter ending December 2018	13,914	↓
Variance since December 2017	(3.8%)	↓



ACTIVITY

Cumulative percentage of contracted UDA delivered 2018 & 2019



Month	Adjusted Scheduled Activity (UDA)	
	2018	2019
April	-210	964
May	2,749	3,734
June	4,506	5,524
July	8,065	9,360
August	10,760	12,028
September	13,805	14,930
October	16,588	17,535
November	19,908	20,884
December	22,941	24,278
January	25,228	
February	28,342	
March	33,510	
April	35,752	
May	36,280	
June	36,335	

QUALITY

	Quantity	Base Number	Contract	AT	Region	England
% of FP17s for the same patient ID Re-attending within 3 months - Children	187	3,413	5.5%	9.6%	11.3%	11.8%
% of FP17s for the same patient ID Re-attending within 3 months - Adults	1,316	11,182	11.8%	13.9%	15.3%	15.6%
% of FP17s for the same patient ID Re-attending between 3 & 9 months - Children	2,012	3,413	59.0%	61.7%	61.1%	58.8%
% of FP17s for the same patient ID Re-attending between 3 & 9 months - Adults	6,417	11,182	57.4%	53.0%	52.4%	51.0%
% of FP17s for Band 1 Urgent Courses	1,085	13,474	8.1%	9.8%	9.5%	9.0%
% of FP17s Relating to Free Repair or Replacements	82	13,474	0.6%	0.6%	0.7%	0.8%
% of FP17s Relating to Continuations	73	13,474	0.5%	0.9%	0.8%	0.9%
% of Patients satisfied with the dentistry they have received	3	4	N/A	93.0%	93.1%	93.2%
% of Patients satisfied with the time they had to wait for an appointment	3	4	N/A	88.0%	87.8%	88.3%

* This is based on patients treated on this contract for their most recent course of treatment. Figures in italics indicate the base number of FP17s or Patient Questionnaire responses are less than 100. N/A is shown where the base number of responses is less than 10 during the period. % is calculated as Quantity/Base number*100

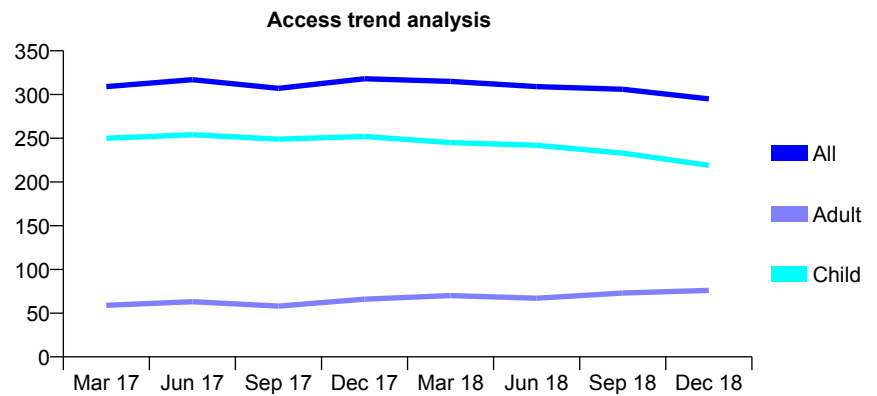
Q70 - Vital Signs At a Glance Contract Report for 133183/0001 - December 2018

Name or company name	Heath Dental Suite
Contract type name	GDS Contract
Purpose of contract	General
Contract start date	01/09/2012
Contract end date	

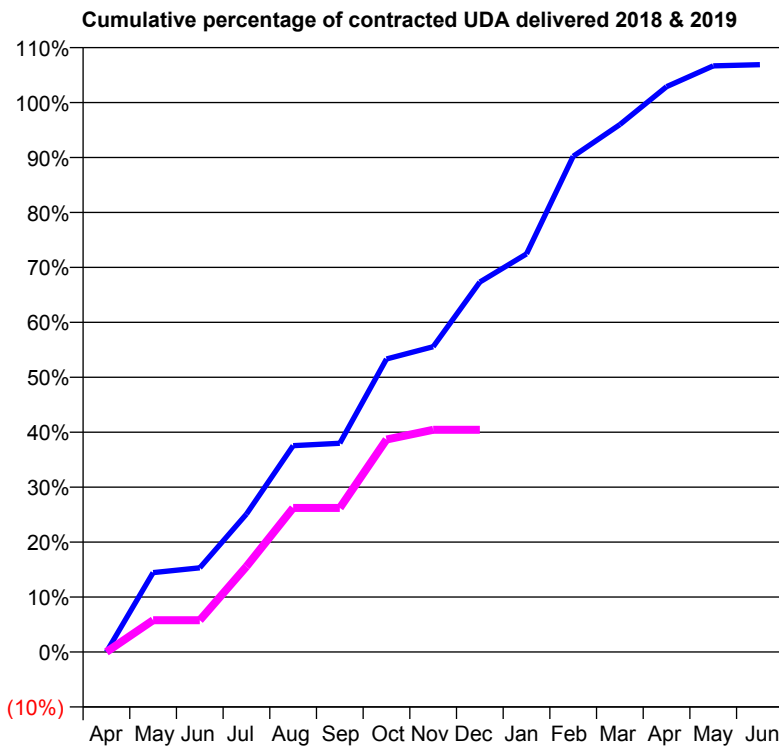
18/19 Contracted general activity (UDA)	450
Carry forward general activity (UDA)	0
18/19 Contracted orthodontic activity (UOA)	0
Carry forward orthodontic activity (UOA)	0
Baseline contract value	£11,326.08

ACCESS*

Patients seen in 24 months	Total	Change since previous quarter
Quarter ending December 2017	318	
Quarter ending March 2018	315	→
Quarter ending June 2018	309	↓
Quarter ending September 2018	306	→
Quarter ending December 2018	295	↓
Variance since December 2017	(7.2%)	↓



ACTIVITY



Month	Adjusted Scheduled Activity (UDA)	
	2018	2019
April	0	0
May	65	26
June	69	26
July	113	70
August	169	118
September	171	118
October	240	174
November	250	182
December	303	182
January	326	
February	406	
March	432	
April	463	
May	480	
June	481	

QUALITY

	Quantity	Base Number	Contract	AT	Region	England
% of FP17s for the same patient ID Re-attending within 3 months - Children	4	171	2.3%	9.6%	11.3%	11.8%
% of FP17s for the same patient ID Re-attending within 3 months - Adults	0	27	0.0%	13.9%	15.3%	15.6%
% of FP17s for the same patient ID Re-attending between 3 & 9 months - Children	109	171	63.7%	61.7%	61.1%	58.8%
% of FP17s for the same patient ID Re-attending between 3 & 9 months - Adults	11	27	40.7%	53.0%	52.4%	51.0%
% of FP17s for Band 1 Urgent Courses	0	158	0.0%	9.8%	9.5%	9.0%
% of FP17s Relating to Free Repair or Replacements	0	158	0.0%	0.6%	0.7%	0.8%
% of FP17s Relating to Continuations	0	158	0.0%	0.9%	0.8%	0.9%
% of Patients satisfied with the dentistry they have received	0	0	N/A	93.0%	93.1%	93.2%
% of Patients satisfied with the time they had to wait for an appointment	0	0	N/A	88.0%	87.8%	88.3%

* This is based on patients treated on this contract for their most recent course of treatment. Figures in italics indicate the base number of FP17s or Patient Questionnaire responses are less than 100. N/A is shown where the base number of responses is less than 10 during the period. % is calculated as Quantity/Base number*100

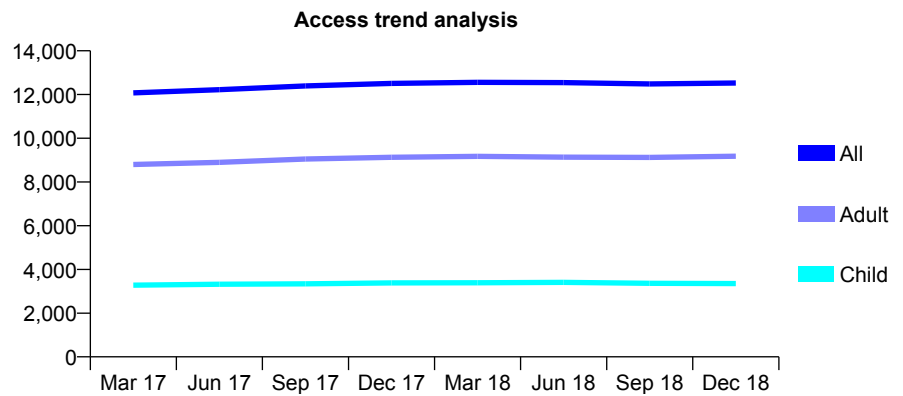
Q70 - Vital Signs At a Glance Contract Report for 133302/0001 - December 2018

Name or company name	Fleet Dental Centre limited
Contract type name	GDS Contract
Purpose of contract	General
Contract start date	01/04/2013
Contract end date	

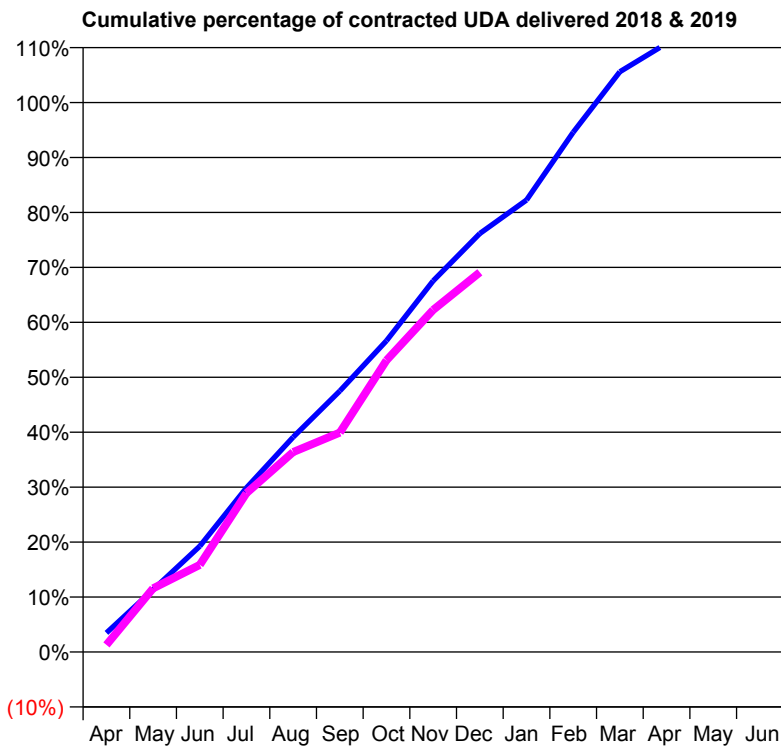
18/19 Contracted general activity (UDA)	25,346
Carry forward general activity (UDA)	0
18/19 Contracted orthodontic activity (UOA)	0
Carry forward orthodontic activity (UOA)	0
Baseline contract value	£626,201.18

ACCESS*

Patients seen in 24 months	Total	Change since previous quarter
Quarter ending December 2017	12,511	
Quarter ending March 2018	12,557	→
Quarter ending June 2018	12,545	→
Quarter ending September 2018	12,483	→
Quarter ending December 2018	12,526	→
Variance since December 2017	0.1%	→



ACTIVITY



Month	Adjusted Scheduled Activity (UDA)	
	2018	2019
April	881	327
May	2,876	2,939
June	4,883	4,020
July	7,576	7,329
August	9,914	9,221
September	12,041	10,124
October	14,357	13,457
November	17,118	15,781
December	19,302	17,515
January	20,846	
February	23,975	
March	26,765	
April	28,069	
May	28,086	
June	28,085	

QUALITY

	Quantity	Base Number	Contract	AT	Region	England
% of FP17s for the same patient ID Re-attending within 3 months - Children	218	3,821	5.7%	9.6%	11.3%	11.8%
% of FP17s for the same patient ID Re-attending within 3 months - Adults	1,205	9,421	12.8%	13.9%	15.3%	15.6%
% of FP17s for the same patient ID Re-attending between 3 & 9 months - Children	2,629	3,821	68.8%	61.7%	61.1%	58.8%
% of FP17s for the same patient ID Re-attending between 3 & 9 months - Adults	5,777	9,421	61.3%	53.0%	52.4%	51.0%
% of FP17s for Band 1 Urgent Courses	691	11,628	5.9%	9.8%	9.5%	9.0%
% of FP17s Relating to Free Repair or Replacements	65	11,628	0.6%	0.6%	0.7%	0.8%
% of FP17s Relating to Continuations	79	11,628	0.7%	0.9%	0.8%	0.9%
% of Patients satisfied with the dentistry they have received	10	10	100.0%	93.0%	93.1%	93.2%
% of Patients satisfied with the time they had to wait for an appointment	8	10	80.0%	88.0%	87.8%	88.3%

* This is based on patients treated on this contract for their most recent course of treatment. Figures in italics indicate the base number of FP17s or Patient Questionnaire responses are less than 100. N/A is shown where the base number of responses is less than 10 during the period. % is calculated as Quantity/Base number*100

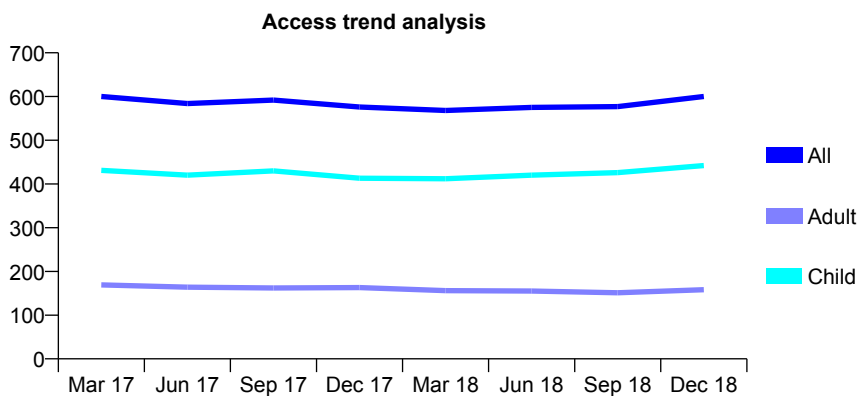
Q70 - Vital Signs At a Glance Contract Report for 134074/0001 - December 2018

Name or company name	Dr Pawel Kiersz and Dr Ewelina Kiersz
Contract type name	GDS Contract
Purpose of contract	General
Contract start date	30/04/2010
Contract end date	

18/19 Contracted general activity (UDA)	1,389
Carry forward general activity (UDA)	0
18/19 Contracted orthodontic activity (UOA)	0
Carry forward orthodontic activity (UOA)	0
Baseline contract value	£29,680.53

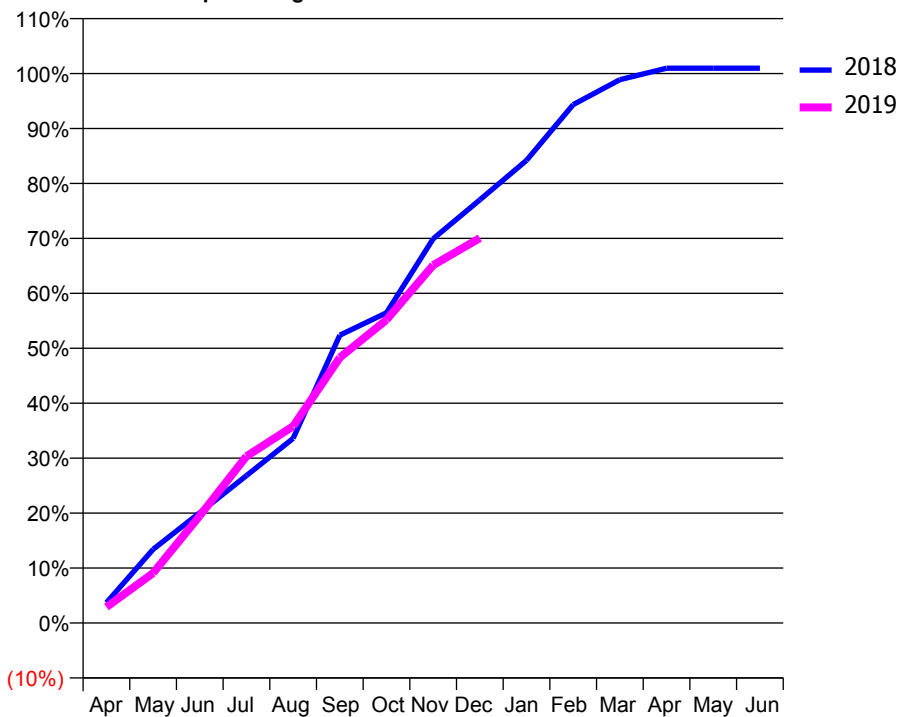
ACCESS*

Patients seen in 24 months	Total	Change since previous quarter
Quarter ending December 2017	576	
Quarter ending March 2018	568	↓
Quarter ending June 2018	575	→
Quarter ending September 2018	577	→
Quarter ending December 2018	600	↑
Variance since December 2017	4.2%	↑



ACTIVITY

Cumulative percentage of contracted UDA delivered 2018 & 2019



Month	Adjusted Scheduled Activity (UDA)	
	2018	2019
April	51	40
May	186	126
June	279	271
July	373	422
August	467	497
September	727	671
October	784	766
November	971	905
December	1,070	973
January	1,170	
February	1,310	
March	1,373	
April	1,402	
May	1,402	
June	1,402	

QUALITY

	Quantity	Base Number	Contract	AT	Region	England
% of FP17s for the same patient ID Re-attending within 3 months - Children	46	490	9.4%	9.6%	11.3%	11.8%
% of FP17s for the same patient ID Re-attending within 3 months - Adults	21	134	15.7%	13.9%	15.3%	15.6%
% of FP17s for the same patient ID Re-attending between 3 & 9 months - Children	305	490	62.2%	61.7%	61.1%	58.8%
% of FP17s for the same patient ID Re-attending between 3 & 9 months - Adults	66	134	49.3%	53.0%	52.4%	51.0%
% of FP17s for Band 1 Urgent Courses	26	599	4.3%	9.8%	9.5%	9.0%
% of FP17s Relating to Free Repair or Replacements	0	599	0.0%	0.6%	0.7%	0.8%
% of FP17s Relating to Continuations	3	599	0.5%	0.9%	0.8%	0.9%
% of Patients satisfied with the dentistry they have received	0	0	N/A	93.0%	93.1%	93.2%
% of Patients satisfied with the time they had to wait for an appointment	0	0	N/A	88.0%	87.8%	88.3%

* This is based on patients treated on this contract for their most recent course of treatment. Figures in italics indicate the base number of FP17s or Patient Questionnaire responses are less than 100. N/A is shown where the base number of responses is less than 10 during the period. % is calculated as Quantity/Base number*100

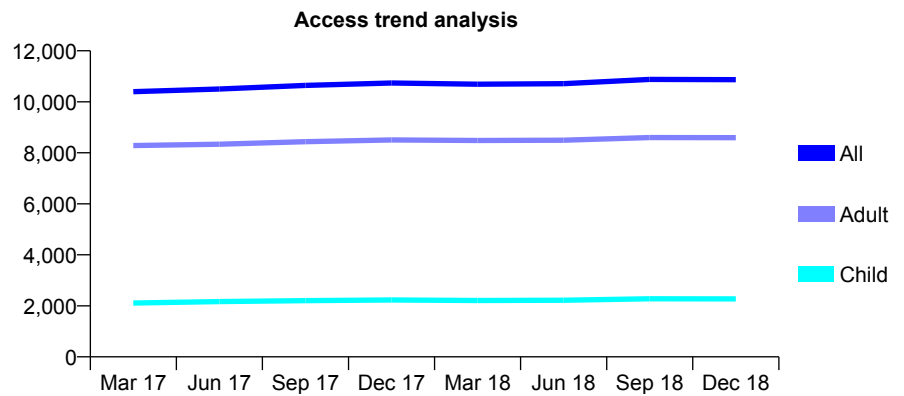
Q70 - Vital Signs At a Glance Contract Report for 136042/0001 - December 2018

Name or company name	Alderney Dental Practice
Contract type name	PDS Contract
Purpose of contract	General
Contract start date	01/04/2006
Contract end date	31/03/2026

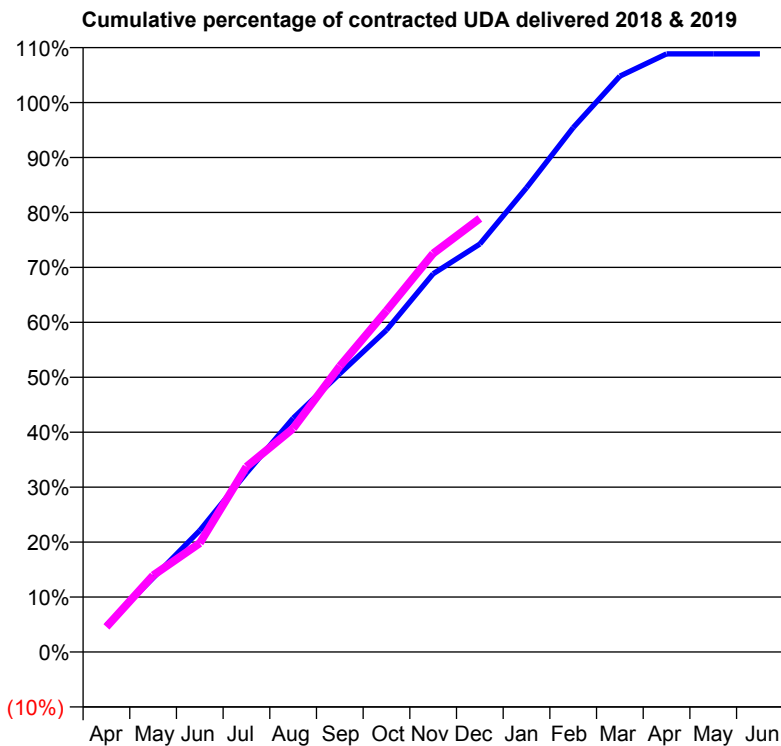
18/19 Contracted general activity (UDA)	28,500
Carry forward general activity (UDA)	0
18/19 Contracted orthodontic activity (UOA)	0
Carry forward orthodontic activity (UOA)	0
Baseline contract value	£939,334.10

ACCESS*

Patients seen in 24 months	Total	Change since previous quarter
Quarter ending December 2017	10,735	
Quarter ending March 2018	10,692	→
Quarter ending June 2018	10,713	→
Quarter ending September 2018	10,877	→
Quarter ending December 2018	10,867	→
Variance since December 2017	1.2%	→



ACTIVITY



Month	Adjusted Scheduled Activity (UDA)	
	2018	2019
April	1,391	1,300
May	3,841	3,973
June	6,302	5,650
July	9,285	9,612
August	12,126	11,593
September	14,440	14,823
October	16,696	17,700
November	19,620	20,671
December	21,157	22,486
January	24,076	
February	27,195	
March	29,866	
April	31,021	
May	31,021	
June	31,021	

QUALITY

	Quantity	Base Number	Contract	AT	Region	England
% of FP17s for the same patient ID Re-attending within 3 months - Children	87	2,431	3.6%	9.6%	11.3%	11.8%
% of FP17s for the same patient ID Re-attending within 3 months - Adults	423	7,637	5.5%	13.9%	15.3%	15.6%
% of FP17s for the same patient ID Re-attending between 3 & 9 months - Children	1,296	2,431	53.3%	61.7%	61.1%	58.8%
% of FP17s for the same patient ID Re-attending between 3 & 9 months - Adults	2,148	7,637	28.1%	53.0%	52.4%	51.0%
% of FP17s for Band 1 Urgent Courses	44	9,549	0.5%	9.8%	9.5%	9.0%
% of FP17s Relating to Free Repair or Replacements	5	9,549	0.1%	0.6%	0.7%	0.8%
% of FP17s Relating to Continuations	64	9,549	0.7%	0.9%	0.8%	0.9%
% of Patients satisfied with the dentistry they have received	7	7	N/A	93.0%	93.1%	93.2%
% of Patients satisfied with the time they had to wait for an appointment	6	7	N/A	88.0%	87.8%	88.3%

* This is based on patients treated on this contract for their most recent course of treatment. Figures in italics indicate the base number of FP17s or Patient Questionnaire responses are less than 100. N/A is shown where the base number of responses is less than 10 during the period. % is calculated as Quantity/Base number*100

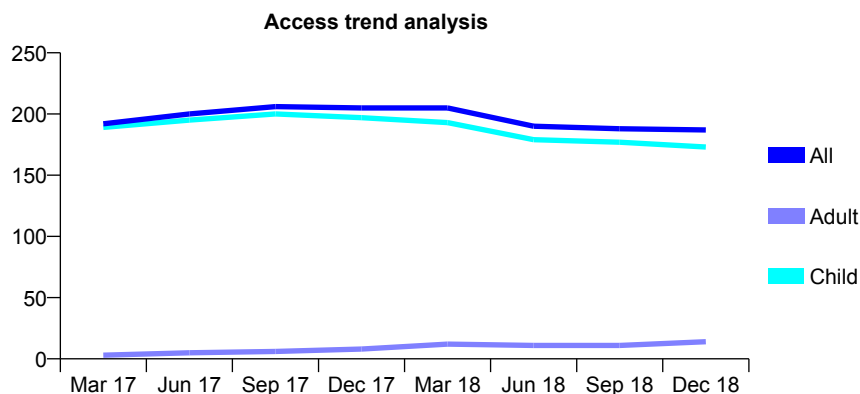
Q70 - Vital Signs At a Glance Contract Report for 136514/0001 - December 2018

Name or company name	Parkstone Dental Practice
Contract type name	GDS Contract
Purpose of contract	General
Contract start date	01/04/2016
Contract end date	

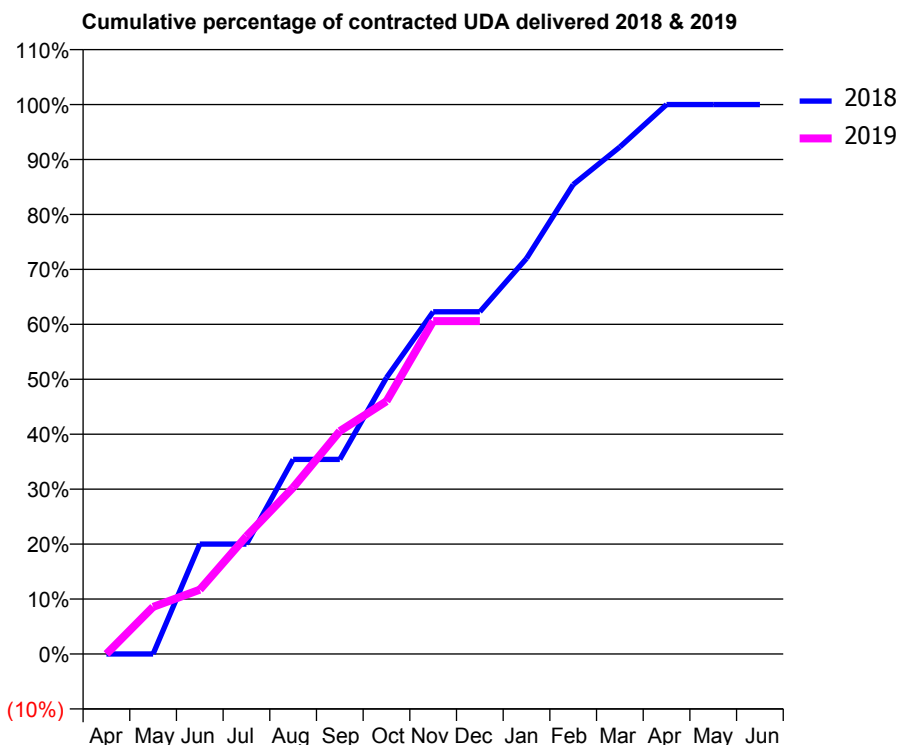
18/19 Contracted general activity (UDA)	350
Carry forward general activity (UDA)	0
18/19 Contracted orthodontic activity (UOA)	0
Carry forward orthodontic activity (UOA)	0
Baseline contract value	£9,475.96

ACCESS*

Patients seen in 24 months	Total	Change since previous quarter
Quarter ending December 2017	205	
Quarter ending March 2018	205	→
Quarter ending June 2018	190	↓
Quarter ending September 2018	188	↓
Quarter ending December 2018	187	→
Variance since December 2017	(8.8%)	↓



ACTIVITY



Month	Adjusted Scheduled Activity (UDA)	
	2018	2019
April	0	0
May	0	30
June	70	41
July	70	75
August	124	106
September	124	142
October	176	161
November	218	212
December	218	212
January	252	
February	299	
March	323	
April	350	
May	350	
June	350	

QUALITY

	Quantity	Base Number	Contract	AT	Region	England
% of FP17s for the same patient ID Re-attending within 3 months - Children	14	215	6.5%	9.6%	11.3%	11.8%
% of FP17s for the same patient ID Re-attending within 3 months - Adults	0	0	N/A	13.9%	15.3%	15.6%
% of FP17s for the same patient ID Re-attending between 3 & 9 months - Children	163	215	75.8%	61.7%	61.1%	58.8%
% of FP17s for the same patient ID Re-attending between 3 & 9 months - Adults	0	0	N/A	53.0%	52.4%	51.0%
% of FP17s for Band 1 Urgent Courses	0	190	0.0%	9.8%	9.5%	9.0%
% of FP17s Relating to Free Repair or Replacements	0	190	0.0%	0.6%	0.7%	0.8%
% of FP17s Relating to Continuations	0	190	0.0%	0.9%	0.8%	0.9%
% of Patients satisfied with the dentistry they have received	0	0	N/A	93.0%	93.1%	93.2%
% of Patients satisfied with the time they had to wait for an appointment	0	0	N/A	88.0%	87.8%	88.3%

* This is based on patients treated on this contract for their most recent course of treatment. Figures in italics indicate the base number of FP17s or Patient Questionnaire responses are less than 100. N/A is shown where the base number of responses is less than 10 during the period. % is calculated as Quantity/Base number*100

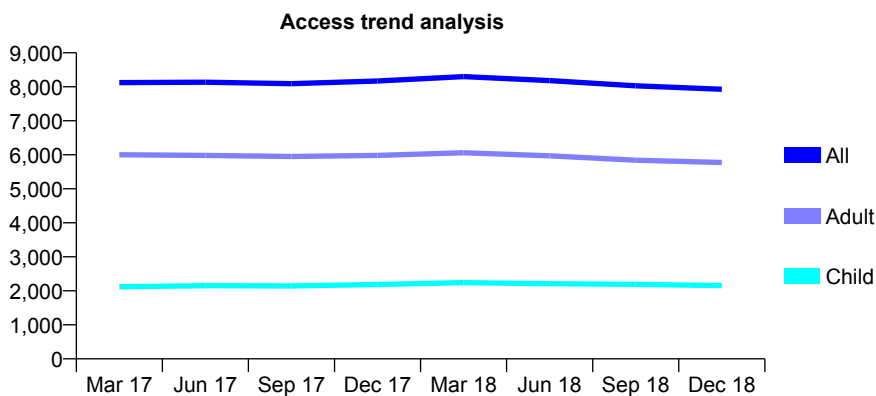
Q70 - Vital Signs At a Glance Contract Report for 137588/0001 - December 2018

Name or company name	Damira Dental Studios Ltd
Contract type name	GDS Contract
Purpose of contract	General
Contract start date	01/08/2011
Contract end date	

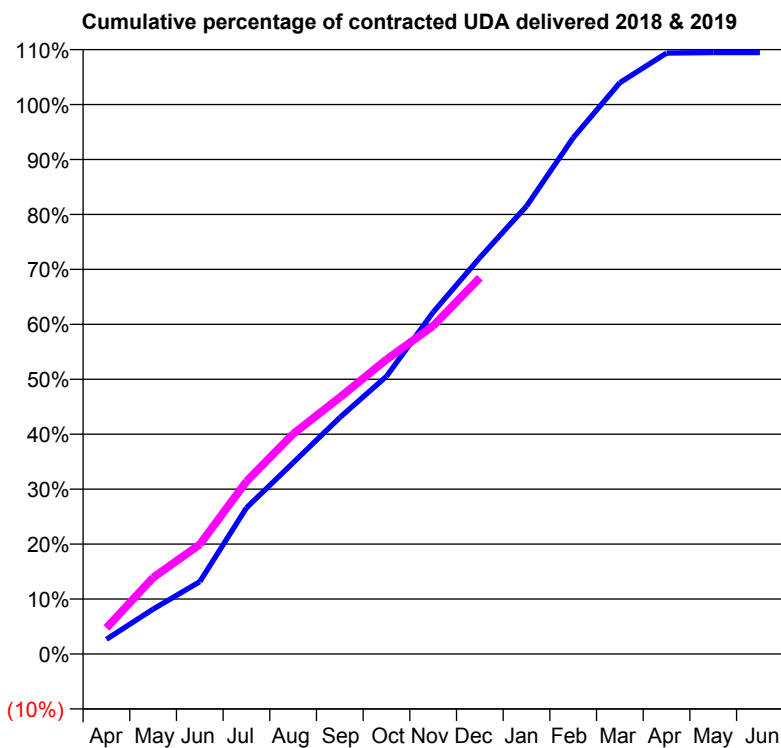
18/19 Contracted general activity (UDA)	20,000
Carry forward general activity (UDA)	0
18/19 Contracted orthodontic activity (UOA)	0
Carry forward orthodontic activity (UOA)	0
Baseline contract value	£532,955.25

ACCESS*

Patients seen in 24 months	Total	Change since previous quarter
Quarter ending December 2017	8,170	
Quarter ending March 2018	8,300	→
Quarter ending June 2018	8,182	↓
Quarter ending September 2018	8,030	↓
Quarter ending December 2018	7,929	↓
Variance since December 2017	(2.9%)	↓



ACTIVITY



Month	Adjusted Scheduled Activity (UDA)	
	2018	2019
April	536	948
May	1,633	2,782
June	2,634	3,988
July	5,320	6,281
August	6,961	8,008
September	8,608	9,339
October	10,108	10,718
November	12,444	11,940
December	14,426	13,696
January	16,302	
February	18,788	
March	20,796	
April	21,871	
May	21,893	
June	21,891	

QUALITY

	Quantity	Base Number	Contract	AT	Region	England
% of FP17s for the same patient ID Re-attending within 3 months - Children	77	2,195	3.5%	9.6%	11.3%	11.8%
% of FP17s for the same patient ID Re-attending within 3 months - Adults	427	5,635	7.6%	13.9%	15.3%	15.6%
% of FP17s for the same patient ID Re-attending between 3 & 9 months - Children	1,498	2,195	68.2%	61.7%	61.1%	58.8%
% of FP17s for the same patient ID Re-attending between 3 & 9 months - Adults	3,791	5,635	67.3%	53.0%	52.4%	51.0%
% of FP17s for Band 1 Urgent Courses	238	7,403	3.2%	9.8%	9.5%	9.0%
% of FP17s Relating to Free Repair or Replacements	45	7,403	0.6%	0.6%	0.7%	0.8%
% of FP17s Relating to Continuations	24	7,403	0.3%	0.9%	0.8%	0.9%
% of Patients satisfied with the dentistry they have received	6	6	N/A	93.0%	93.1%	93.2%
% of Patients satisfied with the time they had to wait for an appointment	6	6	N/A	88.0%	87.8%	88.3%

* This is based on patients treated on this contract for their most recent course of treatment. Figures in italics indicate the base number of FP17s or Patient Questionnaire responses are less than 100. N/A is shown where the base number of responses is less than 10 during the period. % is calculated as Quantity/Base number*100

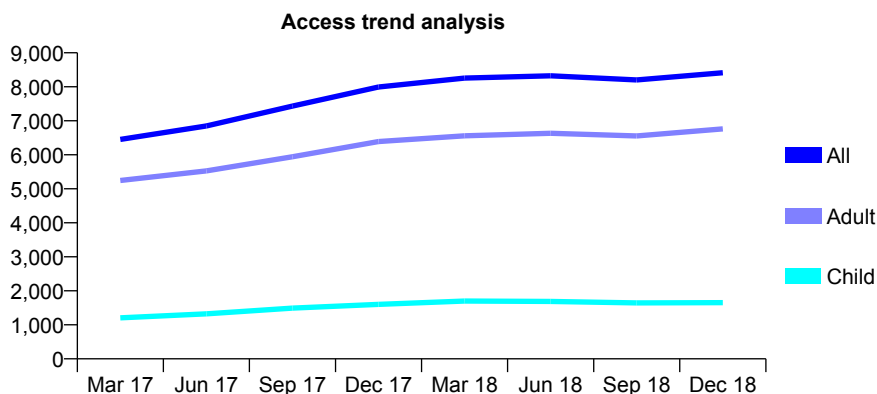
Q70 - Vital Signs At a Glance Contract Report for 137588/0002 - December 2018

Name or company name	Damira Dental Studios Ltd
Contract type name	GDS Contract
Purpose of contract	General
Contract start date	20/03/2013
Contract end date	

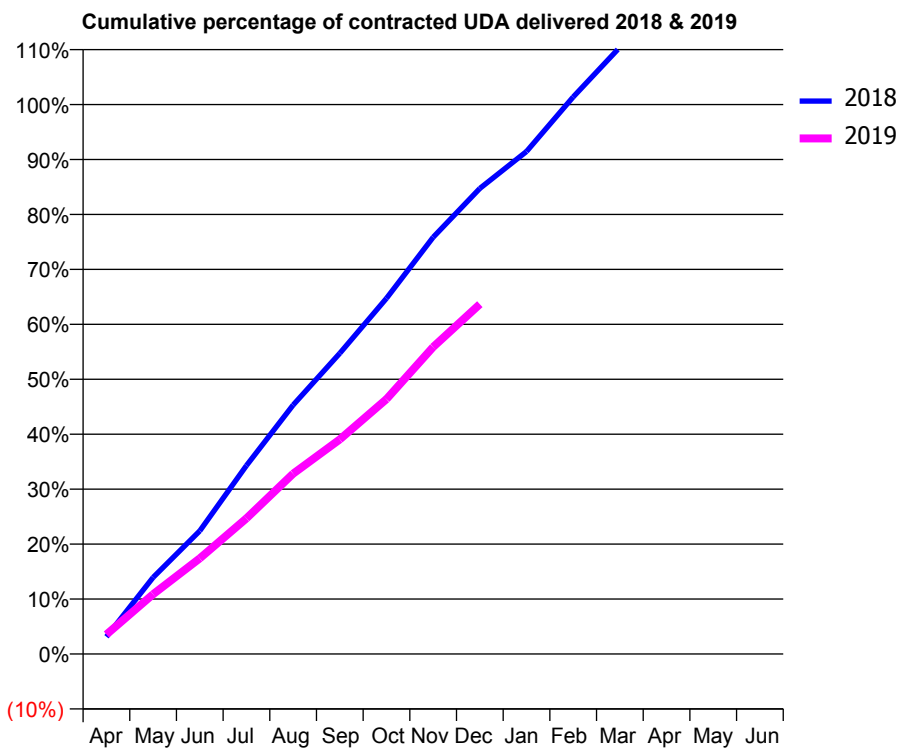
18/19 Contracted general activity (UDA)	23,402
Carry forward general activity (UDA)	0
18/19 Contracted orthodontic activity (UOA)	0
Carry forward orthodontic activity (UOA)	0
Baseline contract value	£689,109.61

ACCESS*

Patients seen in 24 months	Total	Change since previous quarter
Quarter ending December 2017	7,995	
Quarter ending March 2018	8,258	↑
Quarter ending June 2018	8,322	→
Quarter ending September 2018	8,201	↓
Quarter ending December 2018	8,414	↑
Variance since December 2017	5.2%	↑



ACTIVITY



Month	Adjusted Scheduled Activity (UDA)	
	2018	2019
April	738	834
May	3,261	2,550
June	5,243	4,075
July	8,029	5,781
August	10,605	7,682
September	12,806	9,141
October	15,149	10,854
November	17,749	13,074
December	19,826	14,899
January	21,398	
February	23,725	
March	25,842	
April	26,545	
May	26,540	
June	26,544	

QUALITY

	Quantity	Base Number	Contract	AT	Region	England
% of FP17s for the same patient ID Re-attending within 3 months - Children	113	1,321	8.6%	9.6%	11.3%	11.8%
% of FP17s for the same patient ID Re-attending within 3 months - Adults	1,007	5,916	17.0%	13.9%	15.3%	15.6%
% of FP17s for the same patient ID Re-attending between 3 & 9 months - Children	581	1,321	44.0%	61.7%	61.1%	58.8%
% of FP17s for the same patient ID Re-attending between 3 & 9 months - Adults	2,069	5,916	35.0%	53.0%	52.4%	51.0%
% of FP17s for Band 1 Urgent Courses	2,720	6,841	39.8%	9.8%	9.5%	9.0%
% of FP17s Relating to Free Repair or Replacements	27	6,841	0.4%	0.6%	0.7%	0.8%
% of FP17s Relating to Continuations	3	6,841	0.0%	0.9%	0.8%	0.9%
% of Patients satisfied with the dentistry they have received	10	12	83.3%	93.0%	93.1%	93.2%
% of Patients satisfied with the time they had to wait for an appointment	9	12	75.0%	88.0%	87.8%	88.3%

* This is based on patients treated on this contract for their most recent course of treatment. Figures in italics indicate the base number of FP17s or Patient Questionnaire responses are less than 100. N/A is shown where the base number of responses is less than 10 during the period. % is calculated as Quantity/Base number*100

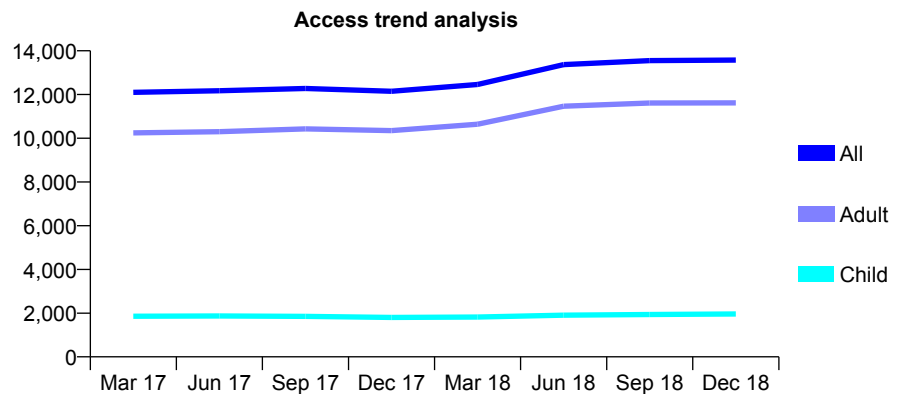
Q70 - Vital Signs At a Glance Contract Report for 137588/0003 - December 2018

Name or company name	Damira Dental Studios Ltd
Contract type name	GDS Contract
Purpose of contract	General
Contract start date	01/04/2013
Contract end date	

18/19 Contracted general activity (UDA)	30,000
Carry forward general activity (UDA)	911
18/19 Contracted orthodontic activity (UOA)	0
Carry forward orthodontic activity (UOA)	0
Baseline contract value	£818,886.64

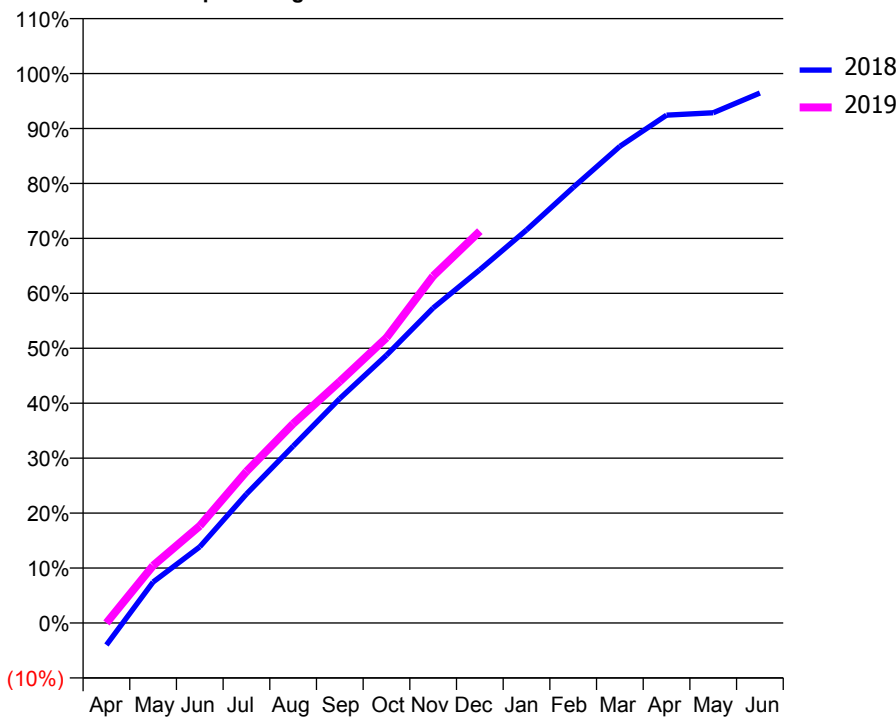
ACCESS*

Patients seen in 24 months	Total	Change since previous quarter
Quarter ending December 2017	12,150	
Quarter ending March 2018	12,462	↑
Quarter ending June 2018	13,371	↑
Quarter ending September 2018	13,552	→
Quarter ending December 2018	13,574	→
Variance since December 2017	11.7%	↑



ACTIVITY

Cumulative percentage of contracted UDA delivered 2018 & 2019



Month	Adjusted Scheduled Activity (UDA)	
	2018	2019
April	-1,202	2
May	2,239	3,135
June	4,161	5,306
July	7,041	8,273
August	9,660	10,880
September	12,259	13,185
October	14,623	15,575
November	17,199	18,944
December	19,288	21,390
January	21,461	
February	23,778	
March	26,025	
April	27,723	
May	27,861	
June	28,931	

QUALITY

	Quantity	Base Number	Contract	AT	Region	England
% of FP17s for the same patient ID Re-attending within 3 months - Children	244	2,140	11.4%	9.6%	11.3%	11.8%
% of FP17s for the same patient ID Re-attending within 3 months - Adults	2,006	11,555	17.4%	13.9%	15.3%	15.6%
% of FP17s for the same patient ID Re-attending between 3 & 9 months - Children	630	2,140	29.4%	61.7%	61.1%	58.8%
% of FP17s for the same patient ID Re-attending between 3 & 9 months - Adults	1,928	11,555	16.7%	53.0%	52.4%	51.0%
% of FP17s for Band 1 Urgent Courses	7,795	12,099	64.4%	9.8%	9.5%	9.0%
% of FP17s Relating to Free Repair or Replacements	42	12,099	0.3%	0.6%	0.7%	0.8%
% of FP17s Relating to Continuations	44	12,099	0.4%	0.9%	0.8%	0.9%
% of Patients satisfied with the dentistry they have received	4	6	N/A	93.0%	93.1%	93.2%
% of Patients satisfied with the time they had to wait for an appointment	3	6	N/A	88.0%	87.8%	88.3%

* This is based on patients treated on this contract for their most recent course of treatment. Figures in italics indicate the base number of FP17s or Patient Questionnaire responses are less than 100. N/A is shown where the base number of responses is less than 10 during the period. % is calculated as Quantity/Base number*100

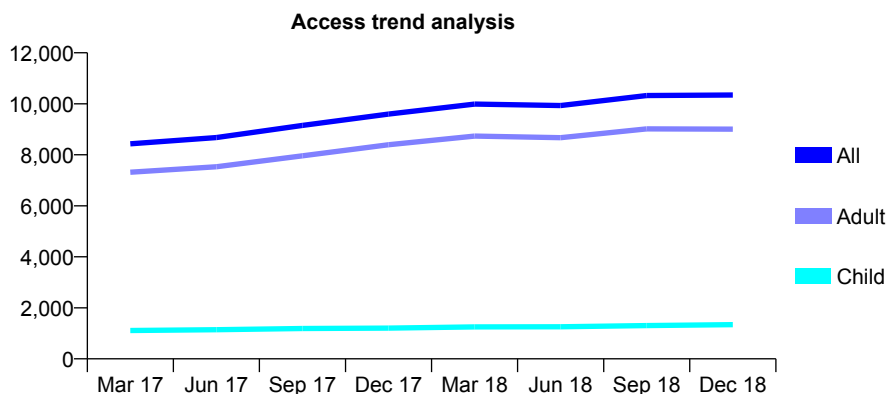
Q70 - Vital Signs At a Glance Contract Report for 137588/0004 - December 2018

Name or company name	Damira Dental Studios Ltd
Contract type name	GDS Contract
Purpose of contract	General
Contract start date	01/04/2013
Contract end date	

18/19 Contracted general activity (UDA)	20,000
Carry forward general activity (UDA)	0
18/19 Contracted orthodontic activity (UOA)	0
Carry forward orthodontic activity (UOA)	0
Baseline contract value	£571,727.88

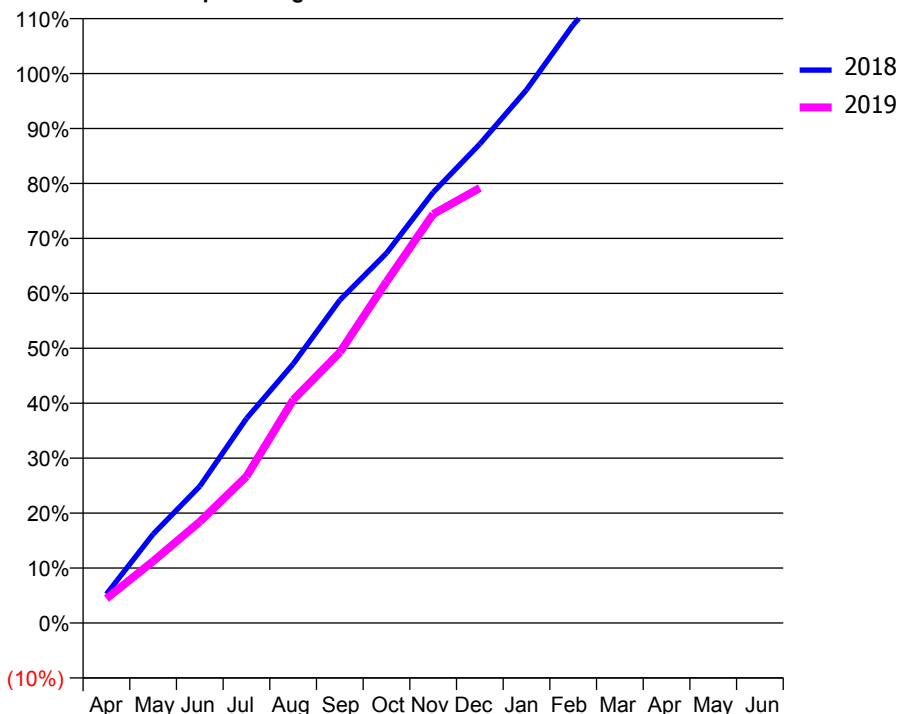
ACCESS*

Patients seen in 24 months	Total	Change since previous quarter
Quarter ending December 2017	9,596	
Quarter ending March 2018	9,989	↑
Quarter ending June 2018	9,934	→
Quarter ending September 2018	10,323	↑
Quarter ending December 2018	10,344	→
Variance since December 2017	7.8%	↑



ACTIVITY

Cumulative percentage of contracted UDA delivered 2018 & 2019



Month	Adjusted Scheduled Activity (UDA)	
	2018	2019
April	1,053	892
May	3,233	2,252
June	4,978	3,688
July	7,442	5,336
August	9,429	8,122
September	11,751	9,849
October	13,461	12,423
November	15,673	14,883
December	17,434	15,832
January	19,405	
February	21,776	
March	23,673	
April	24,992	
May	25,012	
June	25,016	

QUALITY

	Quantity	Base Number	Contract	AT	Region	England
% of FP17s for the same patient ID Re-attending within 3 months - Children	92	1,439	6.4%	9.6%	11.3%	11.8%
% of FP17s for the same patient ID Re-attending within 3 months - Adults	1,321	8,688	15.2%	13.9%	15.3%	15.6%
% of FP17s for the same patient ID Re-attending between 3 & 9 months - Children	611	1,439	42.5%	61.7%	61.1%	58.8%
% of FP17s for the same patient ID Re-attending between 3 & 9 months - Adults	2,606	8,688	30.0%	53.0%	52.4%	51.0%
% of FP17s for Band 1 Urgent Courses	4,952	9,367	52.9%	9.8%	9.5%	9.0%
% of FP17s Relating to Free Repair or Replacements	83	9,367	0.9%	0.6%	0.7%	0.8%
% of FP17s Relating to Continuations	35	9,367	0.4%	0.9%	0.8%	0.9%
% of Patients satisfied with the dentistry they have received	9	9	N/A	93.0%	93.1%	93.2%
% of Patients satisfied with the time they had to wait for an appointment	9	9	N/A	88.0%	87.8%	88.3%

* This is based on patients treated on this contract for their most recent course of treatment. Figures in italics indicate the base number of FP17s or Patient Questionnaire responses are less than 100. N/A is shown where the base number of responses is less than 10 during the period. % is calculated as Quantity/Base number*100

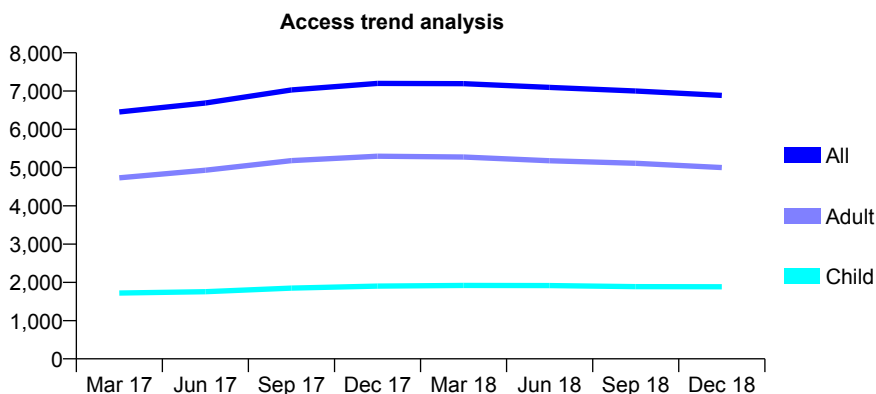
Q70 - Vital Signs At a Glance Contract Report for 137588/0005 - December 2018

Name or company name	Damira Dental Studios Ltd
Contract type name	GDS Contract
Purpose of contract	General
Contract start date	01/04/2013
Contract end date	

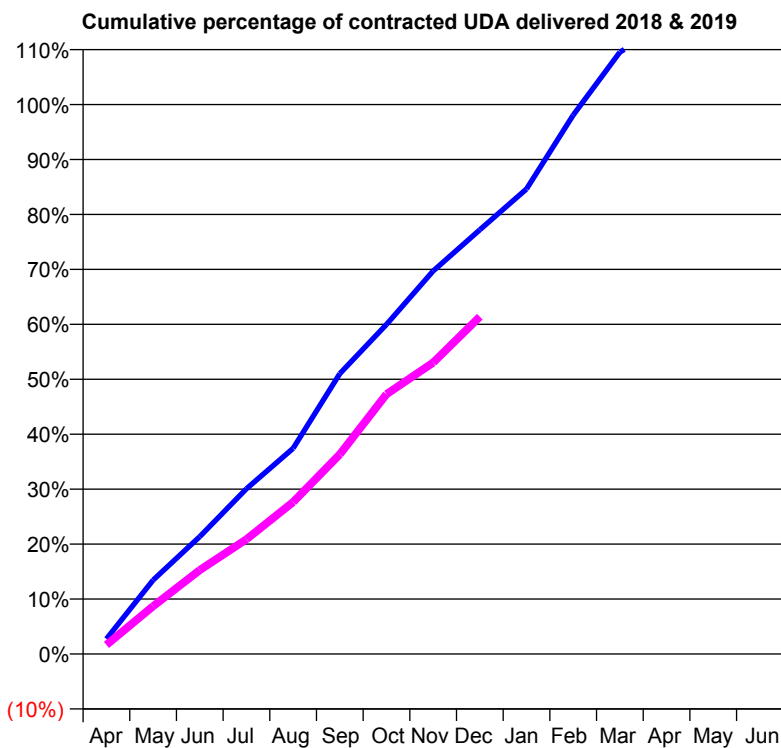
18/19 Contracted general activity (UDA)	20,000
Carry forward general activity (UDA)	0
18/19 Contracted orthodontic activity (UOA)	0
Carry forward orthodontic activity (UOA)	0
Baseline contract value	£556,865.15

ACCESS*

Patients seen in 24 months	Total	Change since previous quarter
Quarter ending December 2017	7,199	
Quarter ending March 2018	7,194	→
Quarter ending June 2018	7,094	↓
Quarter ending September 2018	7,000	↓
Quarter ending December 2018	6,886	↓
Variance since December 2017	(4.3%)	↓



ACTIVITY



Month	Adjusted Scheduled Activity (UDA)	
	2018	2019
April	549	333
May	2,694	1,740
June	4,273	3,053
July	6,018	4,175
August	7,489	5,529
September	10,205	7,266
October	11,995	9,456
November	13,939	10,608
December	15,441	12,274
January	16,924	
February	19,614	
March	21,906	
April	22,926	
May	22,978	
June	22,978	

QUALITY

	Quantity	Base Number	Contract	AT	Region	England
% of FP17s for the same patient ID Re-attending within 3 months - Children	103	1,606	6.4%	9.6%	11.3%	11.8%
% of FP17s for the same patient ID Re-attending within 3 months - Adults	651	4,132	15.8%	13.9%	15.3%	15.6%
% of FP17s for the same patient ID Re-attending between 3 & 9 months - Children	805	1,606	50.1%	61.7%	61.1%	58.8%
% of FP17s for the same patient ID Re-attending between 3 & 9 months - Adults	1,691	4,132	40.9%	53.0%	52.4%	51.0%
% of FP17s for Band 1 Urgent Courses	1,363	5,440	25.1%	9.8%	9.5%	9.0%
% of FP17s Relating to Free Repair or Replacements	9	5,440	0.2%	0.6%	0.7%	0.8%
% of FP17s Relating to Continuations	8	5,440	0.1%	0.9%	0.8%	0.9%
% of Patients satisfied with the dentistry they have received	3	3	N/A	93.0%	93.1%	93.2%
% of Patients satisfied with the time they had to wait for an appointment	3	3	N/A	88.0%	87.8%	88.3%

* This is based on patients treated on this contract for their most recent course of treatment. Figures in italics indicate the base number of FP17s or Patient Questionnaire responses are less than 100. N/A is shown where the base number of responses is less than 10 during the period. % is calculated as Quantity/Base number*100

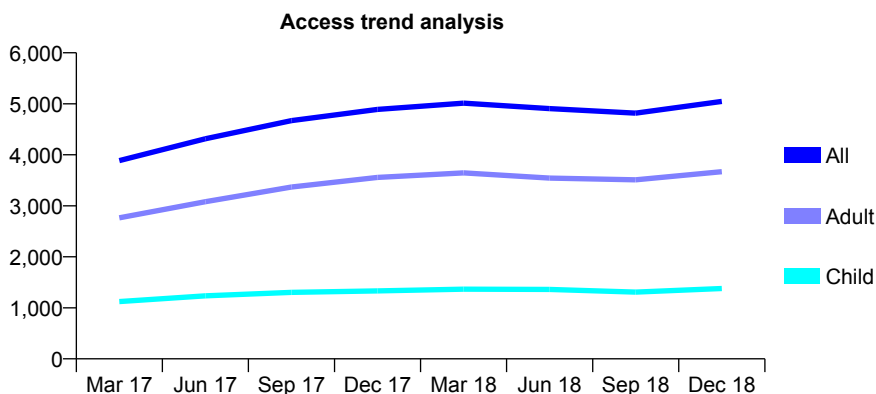
Q70 - Vital Signs At a Glance Contract Report for 137588/0009 - December 2018

Name or company name	Damira Dental Studios Ltd
Contract type name	GDS Contract
Purpose of contract	General
Contract start date	01/04/2016
Contract end date	

18/19 Contracted general activity (UDA)	15,480
Carry forward general activity (UDA)	0
18/19 Contracted orthodontic activity (UOA)	0
Carry forward orthodontic activity (UOA)	0
Baseline contract value	£425,942.90

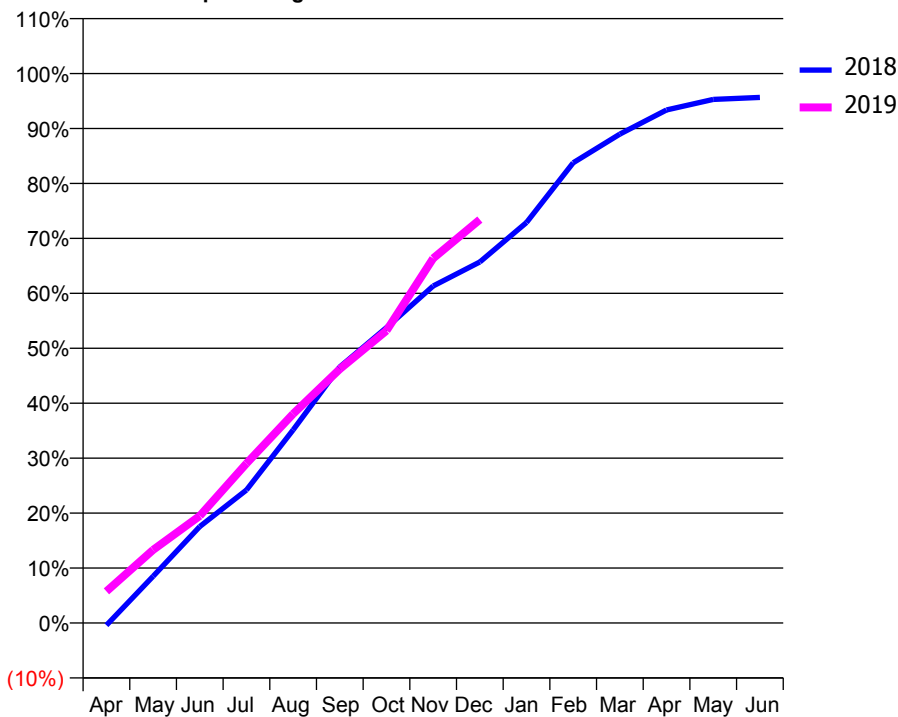
ACCESS*

Patients seen in 24 months	Total	Change since previous quarter
Quarter ending December 2017	4,889	
Quarter ending March 2018	5,012	↑
Quarter ending June 2018	4,907	↓
Quarter ending September 2018	4,817	↓
Quarter ending December 2018	5,047	↑
Variance since December 2017	3.2%	↑



ACTIVITY

Cumulative percentage of contracted UDA delivered 2018 & 2019



Month	Adjusted Scheduled Activity (UDA)	
	2018	2019
April	-66	891
May	1,317	2,060
June	2,716	3,019
July	3,747	4,494
August	5,443	5,891
September	7,213	7,153
October	8,322	8,235
November	9,493	10,271
December	10,171	11,364
January	11,283	
February	12,966	
March	13,772	
April	14,454	
May	14,750	
June	14,805	

QUALITY

	Quantity	Base Number	Contract	AT	Region	England
% of FP17s for the same patient ID Re-attending within 3 months - Children	124	1,496	8.3%	9.6%	11.3%	11.8%
% of FP17s for the same patient ID Re-attending within 3 months - Adults	722	3,830	18.9%	13.9%	15.3%	15.6%
% of FP17s for the same patient ID Re-attending between 3 & 9 months - Children	823	1,496	55.0%	61.7%	61.1%	58.8%
% of FP17s for the same patient ID Re-attending between 3 & 9 months - Adults	2,011	3,830	52.5%	53.0%	52.4%	51.0%
% of FP17s for Band 1 Urgent Courses	592	4,877	12.1%	9.8%	9.5%	9.0%
% of FP17s Relating to Free Repair or Replacements	51	4,877	1.0%	0.6%	0.7%	0.8%
% of FP17s Relating to Continuations	18	4,877	0.4%	0.9%	0.8%	0.9%
% of Patients satisfied with the dentistry they have received	3	3	N/A	93.0%	93.1%	93.2%
% of Patients satisfied with the time they had to wait for an appointment	3	3	N/A	88.0%	87.8%	88.3%

* This is based on patients treated on this contract for their most recent course of treatment. Figures in italics indicate the base number of FP17s or Patient Questionnaire responses are less than 100. N/A is shown where the base number of responses is less than 10 during the period. % is calculated as Quantity/Base number*100

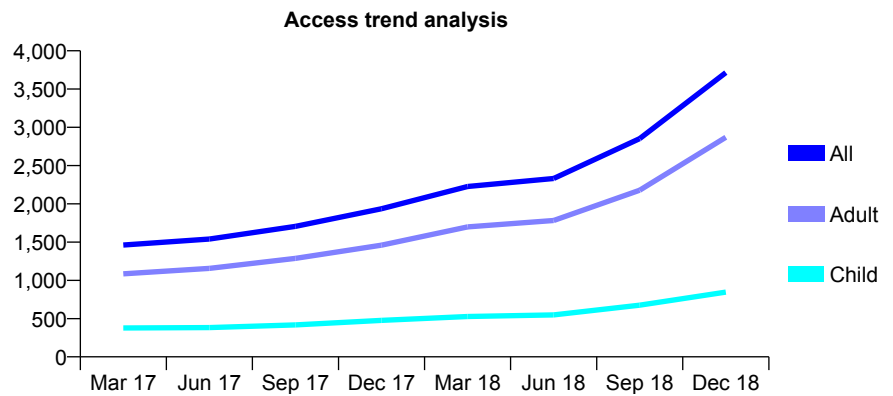
Q70 - Vital Signs At a Glance Contract Report for 138274/0001 - December 2018

Name or company name	Bembridge Dental Practice
Contract type name	GDS Contract
Purpose of contract	General
Contract start date	11/10/2012
Contract end date	

18/19 Contracted general activity (UDA)	9,555
Carry forward general activity (UDA)	0
18/19 Contracted orthodontic activity (UOA)	0
Carry forward orthodontic activity (UOA)	0
Baseline contract value	£315,424.58

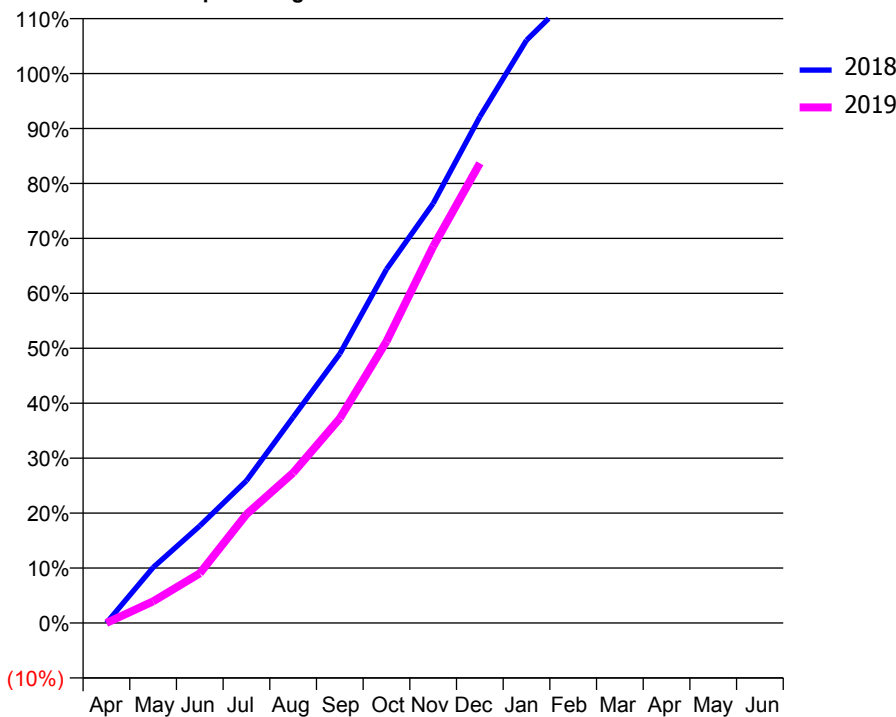
ACCESS*

Patients seen in 24 months	Total	Change since previous quarter
Quarter ending December 2017	1,936	
Quarter ending March 2018	2,227	↑
Quarter ending June 2018	2,331	↑
Quarter ending September 2018	2,852	↑
Quarter ending December 2018	3,715	↑
Variance since December 2017	91.9%	↑



ACTIVITY

Cumulative percentage of contracted UDA delivered 2018 & 2019



Month	Adjusted Scheduled Activity (UDA)	
	2018	2019
April	0	0
May	461	378
June	806	863
July	1,182	1,890
August	1,710	2,612
September	2,236	3,557
October	2,937	4,897
November	3,484	6,547
December	4,204	7,994
January	4,839	
February	5,219	
March	6,466	
April	7,081	
May	7,064	
June	7,064	

QUALITY

	Quantity	Base Number	Contract	AT	Region	England
% of FP17s for the same patient ID Re-attending within 3 months - Children	41	809	5.1%	9.6%	11.3%	11.8%
% of FP17s for the same patient ID Re-attending within 3 months - Adults	230	2,858	8.0%	13.9%	15.3%	15.6%
% of FP17s for the same patient ID Re-attending between 3 & 9 months - Children	302	809	37.3%	61.7%	61.1%	58.8%
% of FP17s for the same patient ID Re-attending between 3 & 9 months - Adults	1,091	2,858	38.2%	53.0%	52.4%	51.0%
% of FP17s for Band 1 Urgent Courses	123	3,505	3.5%	9.8%	9.5%	9.0%
% of FP17s Relating to Free Repair or Replacements	32	3,505	0.9%	0.6%	0.7%	0.8%
% of FP17s Relating to Continuations	7	3,505	0.2%	0.9%	0.8%	0.9%
% of Patients satisfied with the dentistry they have received	2	2	N/A	93.0%	93.1%	93.2%
% of Patients satisfied with the time they had to wait for an appointment	2	2	N/A	88.0%	87.8%	88.3%

* This is based on patients treated on this contract for their most recent course of treatment. Figures in italics indicate the base number of FP17s or Patient Questionnaire responses are less than 100. N/A is shown where the base number of responses is less than 10 during the period. % is calculated as Quantity/Base number*100

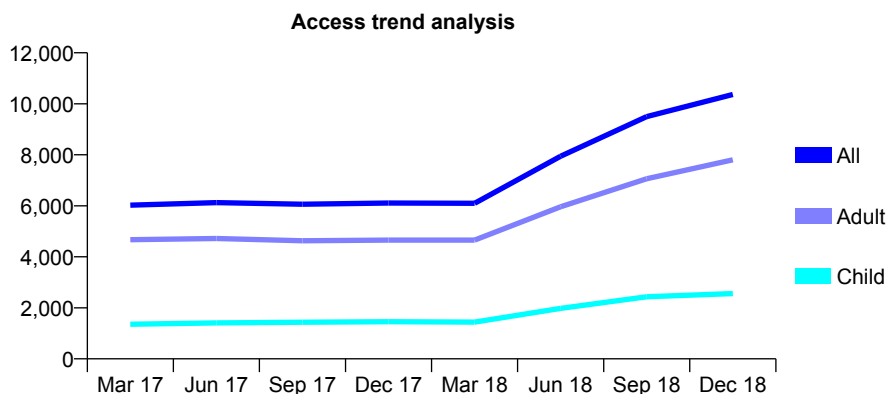
Q70 - Vital Signs At a Glance Contract Report for 138622/0001 - December 2018

Name or company name	Weymouth and Bridges Dental Practice Pa
Contract type name	GDS Contract
Purpose of contract	General
Contract start date	01/04/2006
Contract end date	

18/19 Contracted general activity (UDA)	34,500
Carry forward general activity (UDA)	0
18/19 Contracted orthodontic activity (UOA)	0
Carry forward orthodontic activity (UOA)	0
Baseline contract value	£849,406.90

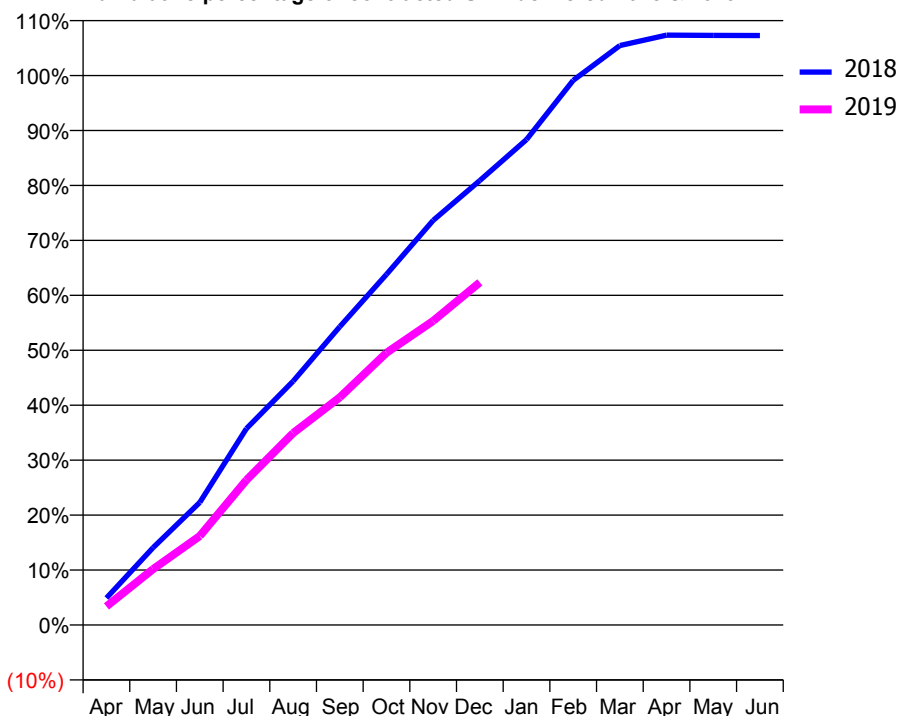
ACCESS*

Patients seen in 24 months	Total	Change since previous quarter
Quarter ending December 2017	6,112	
Quarter ending March 2018	6,098	→
Quarter ending June 2018	7,945	↑
Quarter ending September 2018	9,497	↑
Quarter ending December 2018	10,365	↑
Variance since December 2017	69.6%	↑



ACTIVITY

Cumulative percentage of contracted UDA delivered 2018 & 2019



Month	Adjusted Scheduled Activity (UDA)	
	2018	2019
April	785	1,170
May	2,253	3,510
June	3,570	5,589
July	5,723	9,104
August	7,098	12,055
September	8,689	14,293
October	10,208	17,092
November	11,783	19,093
December	12,942	21,508
January	14,135	
February	15,860	
March	16,872	
April	17,175	
May	17,168	
June	17,164	

QUALITY

	Quantity	Base Number	Contract	AT	Region	England
% of FP17s for the same patient ID Re-attending within 3 months - Children	110	2,981	3.7%	9.6%	11.3%	11.8%
% of FP17s for the same patient ID Re-attending within 3 months - Adults	580	7,935	7.3%	13.9%	15.3%	15.6%
% of FP17s for the same patient ID Re-attending between 3 & 9 months - Children	1,153	2,981	38.7%	61.7%	61.1%	58.8%
% of FP17s for the same patient ID Re-attending between 3 & 9 months - Adults	2,408	7,935	30.3%	53.0%	52.4%	51.0%
% of FP17s for Band 1 Urgent Courses	533	10,786	4.9%	9.8%	9.5%	9.0%
% of FP17s Relating to Free Repair or Replacements	61	10,786	0.6%	0.6%	0.7%	0.8%
% of FP17s Relating to Continuations	101	10,786	0.9%	0.9%	0.8%	0.9%
% of Patients satisfied with the dentistry they have received	3	4	N/A	93.0%	93.1%	93.2%
% of Patients satisfied with the time they had to wait for an appointment	3	4	N/A	88.0%	87.8%	88.3%

* This is based on patients treated on this contract for their most recent course of treatment. Figures in italics indicate the base number of FP17s or Patient Questionnaire responses are less than 100. N/A is shown where the base number of responses is less than 10 during the period. % is calculated as Quantity/Base number*100

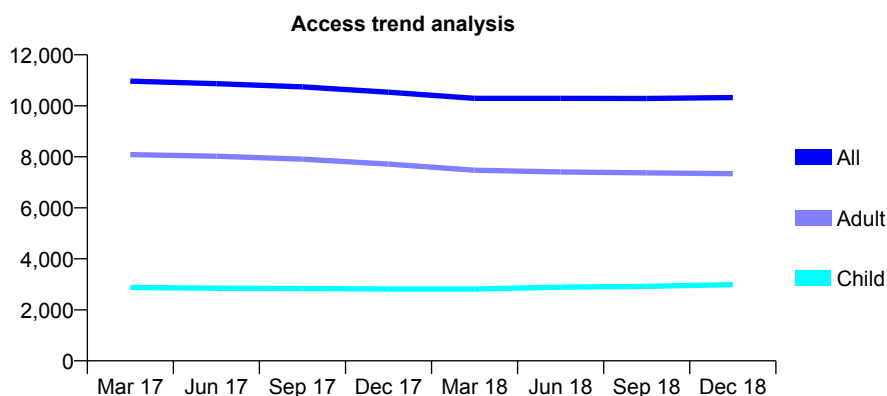
Q70 - Vital Signs At a Glance Contract Report for 138649/0001 - December 2018

Name or company name	Lordshill Dental Partnership
Contract type name	GDS Contract
Purpose of contract	General
Contract start date	01/09/2012
Contract end date	

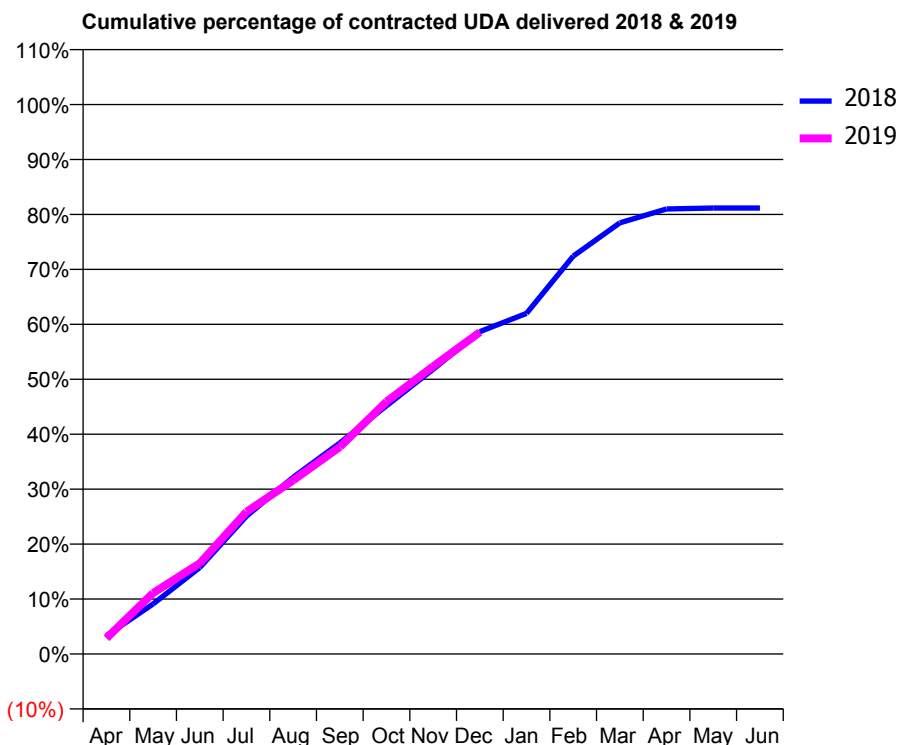
18/19 Contracted general activity (UDA)	39,000
Carry forward general activity (UDA)	0
18/19 Contracted orthodontic activity (UOA)	0
Carry forward orthodontic activity (UOA)	0
Baseline contract value	£1,097,412.66

ACCESS*

Patients seen in 24 months	Total	Change since previous quarter
Quarter ending December 2017	10,532	
Quarter ending March 2018	10,293	↓
Quarter ending June 2018	10,293	→
Quarter ending September 2018	10,288	→
Quarter ending December 2018	10,323	→
Variance since December 2017	(2.0%)	↓



ACTIVITY



Month	Adjusted Scheduled Activity (UDA)	
	2018	2019
April	1,304	1,119
May	3,557	4,334
June	6,139	6,436
July	9,778	10,091
August	12,549	12,330
September	14,979	14,694
October	17,618	17,911
November	20,213	20,416
December	22,881	22,843
January	24,176	
February	28,235	
March	30,602	
April	31,588	
May	31,655	
June	31,655	

QUALITY

	Quantity	Base Number	Contract	AT	Region	England
% of FP17s for the same patient ID Re-attending within 3 months - Children	197	2,804	7.0%	9.6%	11.3%	11.8%
% of FP17s for the same patient ID Re-attending within 3 months - Adults	953	6,525	14.6%	13.9%	15.3%	15.6%
% of FP17s for the same patient ID Re-attending between 3 & 9 months - Children	1,386	2,804	49.4%	61.7%	61.1%	58.8%
% of FP17s for the same patient ID Re-attending between 3 & 9 months - Adults	2,980	6,525	45.7%	53.0%	52.4%	51.0%
% of FP17s for Band 1 Urgent Courses	733	8,879	8.3%	9.8%	9.5%	9.0%
% of FP17s Relating to Free Repair or Replacements	92	8,879	1.0%	0.6%	0.7%	0.8%
% of FP17s Relating to Continuations	206	8,879	2.3%	0.9%	0.8%	0.9%
% of Patients satisfied with the dentistry they have received	5	5	N/A	93.0%	93.1%	93.2%
% of Patients satisfied with the time they had to wait for an appointment	4	5	N/A	88.0%	87.8%	88.3%

* This is based on patients treated on this contract for their most recent course of treatment. Figures in italics indicate the base number of FP17s or Patient Questionnaire responses are less than 100. N/A is shown where the base number of responses is less than 10 during the period. % is calculated as Quantity/Base number*100

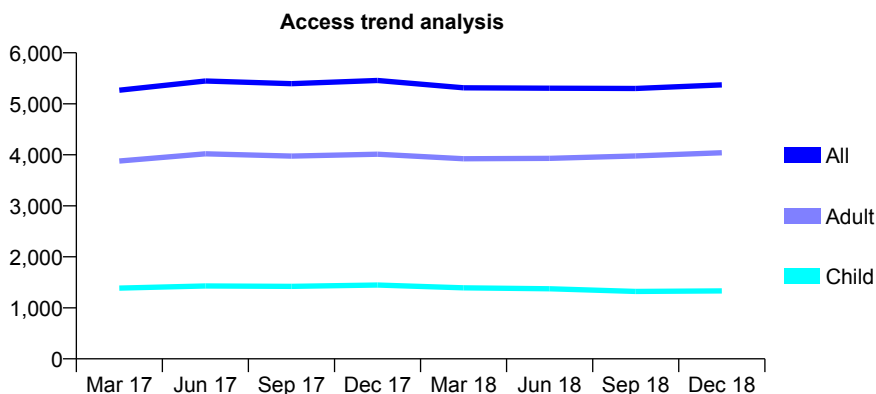
Q70 - Vital Signs At a Glance Contract Report for 139165/0001 - December 2018

Name or company name	Smile Dental Care Limited
Contract type name	GDS Contract
Purpose of contract	General
Contract start date	01/04/2009
Contract end date	

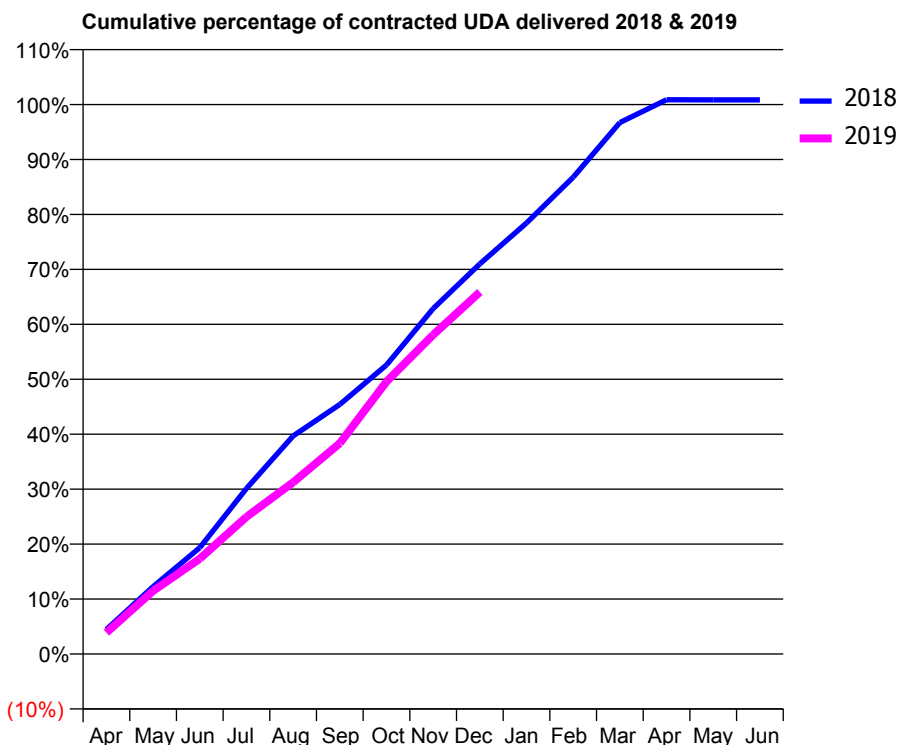
18/19 Contracted general activity (UDA)	14,950
Carry forward general activity (UDA)	0
18/19 Contracted orthodontic activity (UOA)	0
Carry forward orthodontic activity (UOA)	0
Baseline contract value	£402,448.66

ACCESS*

Patients seen in 24 months	Total	Change since previous quarter
Quarter ending December 2017	5,458	
Quarter ending March 2018	5,314	↓
Quarter ending June 2018	5,305	→
Quarter ending September 2018	5,301	→
Quarter ending December 2018	5,372	→
Variance since December 2017	(1.6%)	↓



ACTIVITY



Month	Adjusted Scheduled Activity (UDA)	
	2018	2019
April	671	583
May	1,832	1,717
June	2,892	2,590
July	4,503	3,730
August	5,935	4,672
September	6,791	5,736
October	7,862	7,410
November	9,399	8,682
December	10,613	9,847
January	11,729	
February	12,970	
March	14,459	
April	15,078	
May	15,077	
June	15,075	

QUALITY

	Quantity	Base Number	Contract	AT	Region	England
% of FP17s for the same patient ID Re-attending within 3 months - Children	111	1,580	7.0%	9.6%	11.3%	11.8%
% of FP17s for the same patient ID Re-attending within 3 months - Adults	580	4,616	12.6%	13.9%	15.3%	15.6%
% of FP17s for the same patient ID Re-attending between 3 & 9 months - Children	800	1,580	50.6%	61.7%	61.1%	58.8%
% of FP17s for the same patient ID Re-attending between 3 & 9 months - Adults	2,578	4,616	55.8%	53.0%	52.4%	51.0%
% of FP17s for Band 1 Urgent Courses	528	5,936	8.9%	9.8%	9.5%	9.0%
% of FP17s Relating to Free Repair or Replacements	57	5,936	1.0%	0.6%	0.7%	0.8%
% of FP17s Relating to Continuations	32	5,936	0.5%	0.9%	0.8%	0.9%
% of Patients satisfied with the dentistry they have received	0	0	N/A	93.0%	93.1%	93.2%
% of Patients satisfied with the time they had to wait for an appointment	0	0	N/A	88.0%	87.8%	88.3%

* This is based on patients treated on this contract for their most recent course of treatment. Figures in italics indicate the base number of FP17s or Patient Questionnaire responses are less than 100. N/A is shown where the base number of responses is less than 10 during the period. % is calculated as Quantity/Base number*100

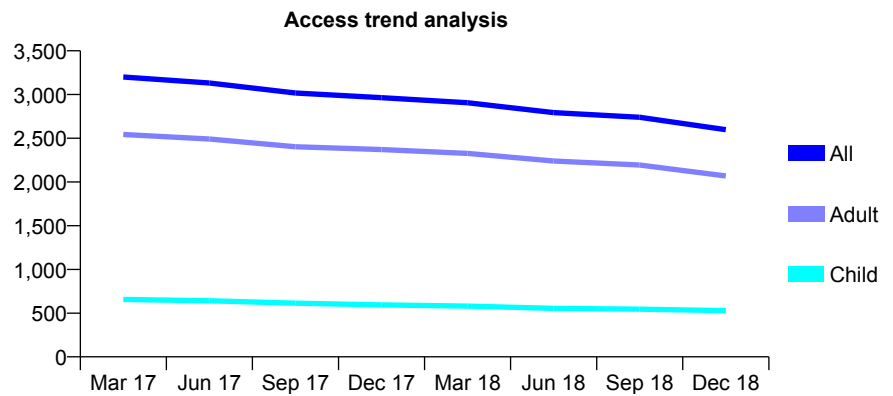
Q70 - Vital Signs At a Glance Contract Report for 139181/0003 - December 2018

Name or company name	Bassett Dental Practice Ltd
Contract type name	GDS Contract
Purpose of contract	General
Contract start date	01/04/2010
Contract end date	

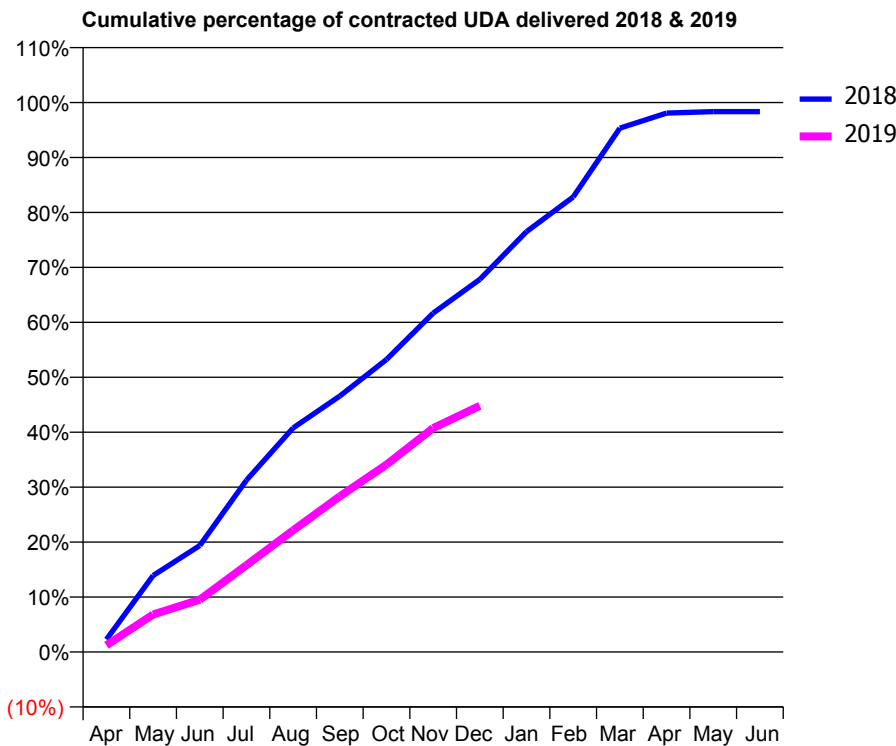
18/19 Contracted general activity (UDA)	10,973
Carry forward general activity (UDA)	113
18/19 Contracted orthodontic activity (UOA)	0
Carry forward orthodontic activity (UOA)	0
Baseline contract value	£265,405.70

ACCESS*

Patients seen in 24 months	Total	Change since previous quarter
Quarter ending December 2017	2,964	
Quarter ending March 2018	2,906	↓
Quarter ending June 2018	2,793	↓
Quarter ending September 2018	2,739	↓
Quarter ending December 2018	2,598	↓
Variance since December 2017	(12.3%)	↓



ACTIVITY



Month	Adjusted Scheduled Activity (UDA)	
	2018	2019
April	156	134
May	947	750
June	1,319	1,045
July	2,126	1,734
August	2,774	2,430
September	3,168	3,108
October	3,620	3,743
November	4,196	4,473
December	4,614	4,918
January	5,204	
February	5,634	
March	6,486	
April	6,673	
May	6,690	
June	6,690	

QUALITY

	Quantity	Base Number	Contract	AT	Region	England
% of FP17s for the same patient ID Re-attending within 3 months - Children	19	559	3.4%	9.6%	11.3%	11.8%
% of FP17s for the same patient ID Re-attending within 3 months - Adults	438	2,175	20.1%	13.9%	15.3%	15.6%
% of FP17s for the same patient ID Re-attending between 3 & 9 months - Children	343	559	61.4%	61.7%	61.1%	58.8%
% of FP17s for the same patient ID Re-attending between 3 & 9 months - Adults	1,230	2,175	56.6%	53.0%	52.4%	51.0%
% of FP17s for Band 1 Urgent Courses	326	2,627	12.4%	9.8%	9.5%	9.0%
% of FP17s Relating to Free Repair or Replacements	37	2,627	1.4%	0.6%	0.7%	0.8%
% of FP17s Relating to Continuations	85	2,627	3.2%	0.9%	0.8%	0.9%
% of Patients satisfied with the dentistry they have received	0	0	N/A	93.0%	93.1%	93.2%
% of Patients satisfied with the time they had to wait for an appointment	0	0	N/A	88.0%	87.8%	88.3%

* This is based on patients treated on this contract for their most recent course of treatment. Figures in italics indicate the base number of FP17s or Patient Questionnaire responses are less than 100. N/A is shown where the base number of responses is less than 10 during the period. % is calculated as Quantity/Base number*100

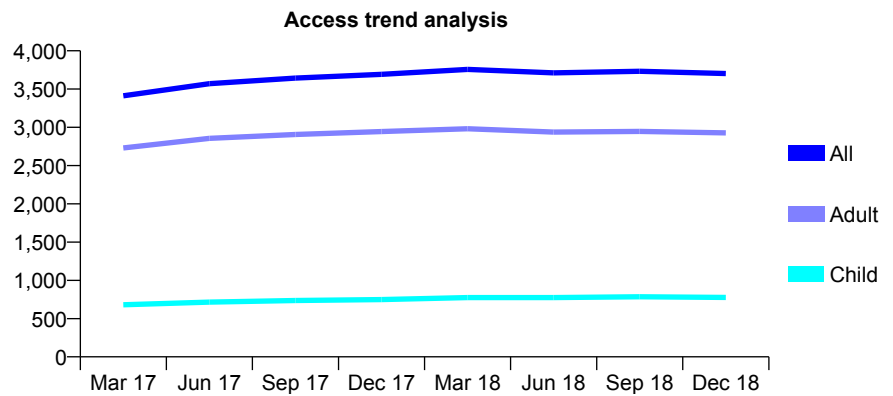
Q70 - Vital Signs At a Glance Contract Report for 139661/0001 - December 2018

Name or company name	Swapnil Krishnarao Shinde
Contract type name	GDS Contract
Purpose of contract	General
Contract start date	01/09/2015
Contract end date	

18/19 Contracted general activity (UDA)	9,544
Carry forward general activity (UDA)	0
18/19 Contracted orthodontic activity (UOA)	0
Carry forward orthodontic activity (UOA)	0
Baseline contract value	£220,852.98

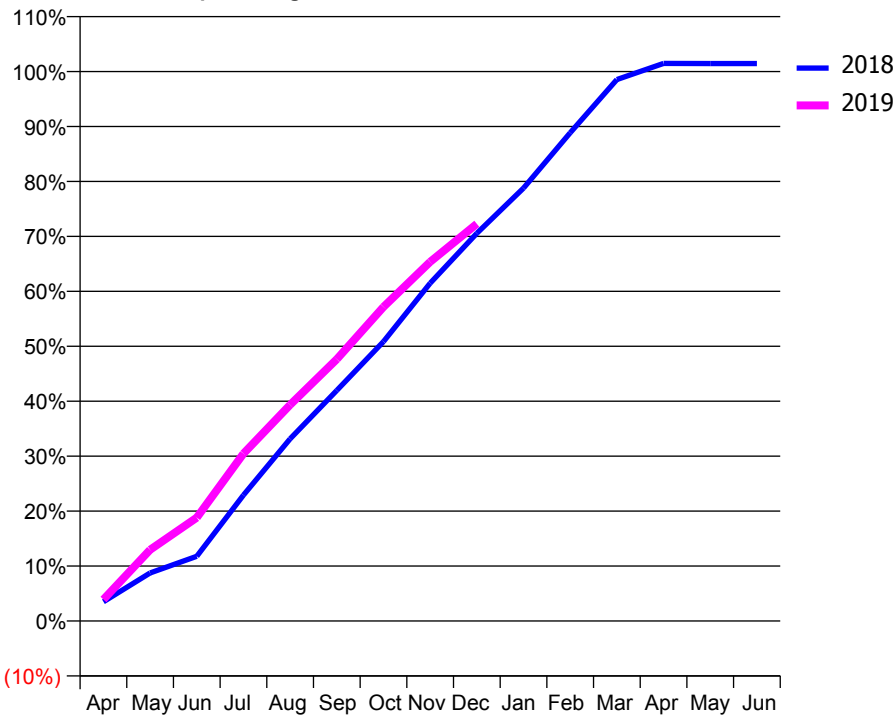
ACCESS*

Patients seen in 24 months	Total	Change since previous quarter
Quarter ending December 2017	3,692	
Quarter ending March 2018	3,756	→
Quarter ending June 2018	3,711	↓
Quarter ending September 2018	3,732	→
Quarter ending December 2018	3,703	→
Variance since December 2017	0.3%	→



ACTIVITY

Cumulative percentage of contracted UDA delivered 2018 & 2019



Month	Adjusted Scheduled Activity (UDA)	
	2018	2019
April	335	374
May	835	1,237
June	1,125	1,795
July	2,188	2,907
August	3,166	3,754
September	4,006	4,547
October	4,852	5,455
November	5,867	6,239
December	6,733	6,898
January	7,520	
February	8,480	
March	9,403	
April	9,684	
May	9,683	
June	9,683	

QUALITY

	Quantity	Base Number	Contract	AT	Region	England
% of FP17s for the same patient ID Re-attending within 3 months - Children	46	841	5.5%	9.6%	11.3%	11.8%
% of FP17s for the same patient ID Re-attending within 3 months - Adults	345	3,260	10.6%	13.9%	15.3%	15.6%
% of FP17s for the same patient ID Re-attending between 3 & 9 months - Children	546	841	64.9%	61.7%	61.1%	58.8%
% of FP17s for the same patient ID Re-attending between 3 & 9 months - Adults	2,359	3,260	72.4%	53.0%	52.4%	51.0%
% of FP17s for Band 1 Urgent Courses	165	3,542	4.7%	9.8%	9.5%	9.0%
% of FP17s Relating to Free Repair or Replacements	14	3,542	0.4%	0.6%	0.7%	0.8%
% of FP17s Relating to Continuations	10	3,542	0.3%	0.9%	0.8%	0.9%
% of Patients satisfied with the dentistry they have received	5	5	N/A	93.0%	93.1%	93.2%
% of Patients satisfied with the time they had to wait for an appointment	5	5	N/A	88.0%	87.8%	88.3%

* This is based on patients treated on this contract for their most recent course of treatment. Figures in italics indicate the base number of FP17s or Patient Questionnaire responses are less than 100. N/A is shown where the base number of responses is less than 10 during the period. % is calculated as Quantity/Base number*100

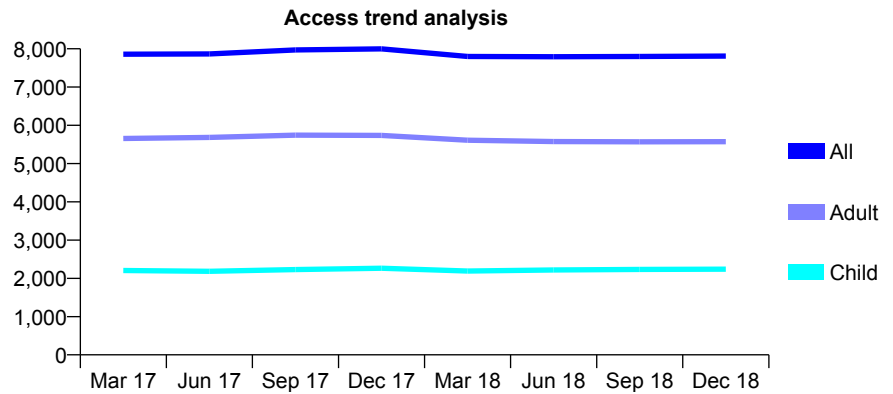
Q70 - Vital Signs At a Glance Contract Report for 141003/0001 - December 2018

Name or company name	Rensburg Pty Limited
Contract type name	GDS Contract
Purpose of contract	General
Contract start date	01/11/2010
Contract end date	

18/19 Contracted general activity (UDA)	18,000
Carry forward general activity (UDA)	0
18/19 Contracted orthodontic activity (UOA)	0
Carry forward orthodontic activity (UOA)	0
Baseline contract value	£437,859.11

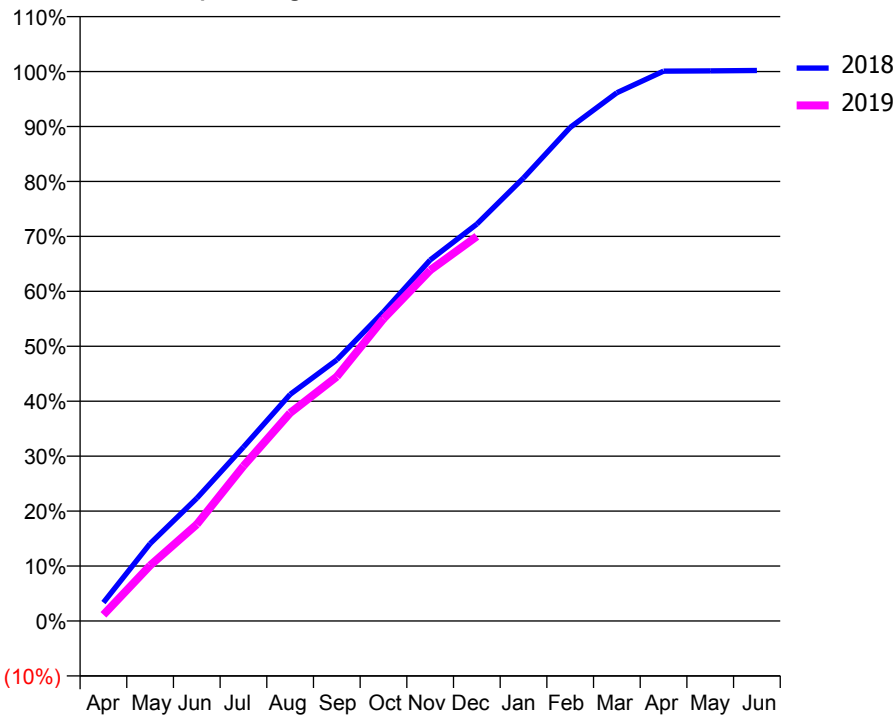
ACCESS*

Patients seen in 24 months	Total	Change since previous quarter
Quarter ending December 2017	7,999	
Quarter ending March 2018	7,801	↓
Quarter ending June 2018	7,793	→
Quarter ending September 2018	7,800	→
Quarter ending December 2018	7,811	→
Variance since December 2017	(2.4%)	↓



ACTIVITY

Cumulative percentage of contracted UDA delivered 2018 & 2019



Month	Adjusted Scheduled Activity (UDA)	
	2018	2019
April	604	202
May	2,538	1,820
June	4,022	3,165
July	5,697	5,076
August	7,425	6,816
September	8,555	8,005
October	10,127	9,902
November	11,826	11,492
December	13,002	12,600
January	14,515	
February	16,168	
March	17,303	
April	18,011	
May	18,020	
June	18,033	

QUALITY

	Quantity	Base Number	Contract	AT	Region	England
% of FP17s for the same patient ID Re-attending within 3 months - Children	141	2,315	6.1%	9.6%	11.3%	11.8%
% of FP17s for the same patient ID Re-attending within 3 months - Adults	656	4,847	13.5%	13.9%	15.3%	15.6%
% of FP17s for the same patient ID Re-attending between 3 & 9 months - Children	1,256	2,315	54.3%	61.7%	61.1%	58.8%
% of FP17s for the same patient ID Re-attending between 3 & 9 months - Adults	2,099	4,847	43.3%	53.0%	52.4%	51.0%
% of FP17s for Band 1 Urgent Courses	656	6,733	9.7%	9.8%	9.5%	9.0%
% of FP17s Relating to Free Repair or Replacements	16	6,733	0.2%	0.6%	0.7%	0.8%
% of FP17s Relating to Continuations	7	6,733	0.1%	0.9%	0.8%	0.9%
% of Patients satisfied with the dentistry they have received	2	2	N/A	93.0%	93.1%	93.2%
% of Patients satisfied with the time they had to wait for an appointment	2	2	N/A	88.0%	87.8%	88.3%

* This is based on patients treated on this contract for their most recent course of treatment. Figures in italics indicate the base number of FP17s or Patient Questionnaire responses are less than 100. N/A is shown where the base number of responses is less than 10 during the period. % is calculated as Quantity/Base number*100

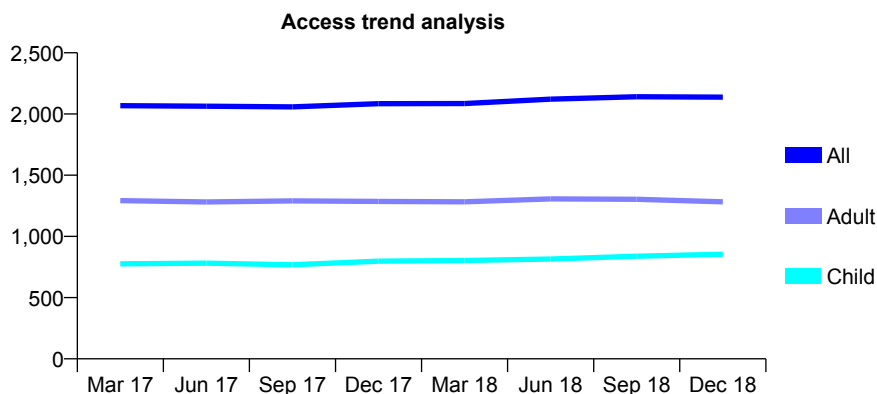
Q70 - Vital Signs At a Glance Contract Report for 144592/0001 - December 2018

Name or company name	Van Der Merwe
Contract type name	GDS Contract
Purpose of contract	General
Contract start date	01/04/2014
Contract end date	

18/19 Contracted general activity (UDA)	6,197
Carry forward general activity (UDA)	0
18/19 Contracted orthodontic activity (UOA)	0
Carry forward orthodontic activity (UOA)	0
Baseline contract value	£140,956.78

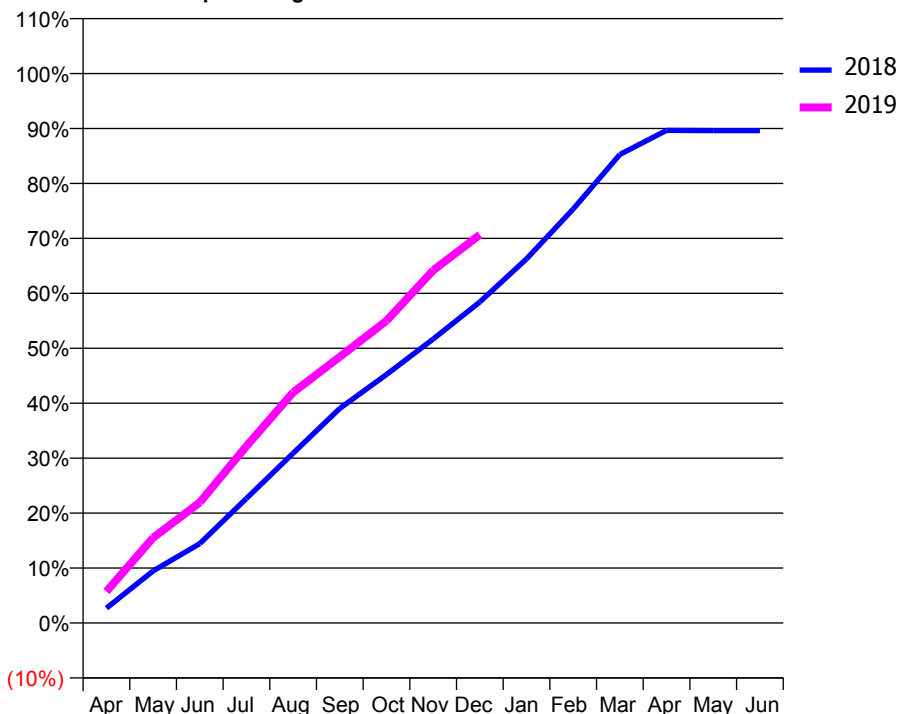
ACCESS*

Patients seen in 24 months	Total	Change since previous quarter
Quarter ending December 2017	2,084	
Quarter ending March 2018	2,086	→
Quarter ending June 2018	2,122	→
Quarter ending September 2018	2,141	→
Quarter ending December 2018	2,138	→
Variance since December 2017	2.6%	↑



ACTIVITY

Cumulative percentage of contracted UDA delivered 2018 & 2019



Month	Adjusted Scheduled Activity (UDA)	
	2018	2019
April	168	356
May	587	961
June	896	1,360
July	1,406	1,994
August	1,916	2,601
September	2,420	3,002
October	2,802	3,408
November	3,202	3,977
December	3,620	4,378
January	4,107	
February	4,668	
March	5,284	
April	5,556	
May	5,554	
June	5,554	

QUALITY

	Quantity	Base Number	Contract	AT	Region	England
% of FP17s for the same patient ID Re-attending within 3 months - Children	82	1,086	7.6%	9.6%	11.3%	11.8%
% of FP17s for the same patient ID Re-attending within 3 months - Adults	158	1,414	11.2%	13.9%	15.3%	15.6%
% of FP17s for the same patient ID Re-attending between 3 & 9 months - Children	720	1,086	66.3%	61.7%	61.1%	58.8%
% of FP17s for the same patient ID Re-attending between 3 & 9 months - Adults	919	1,414	65.0%	53.0%	52.4%	51.0%
% of FP17s for Band 1 Urgent Courses	112	2,375	4.7%	9.8%	9.5%	9.0%
% of FP17s Relating to Free Repair or Replacements	16	2,375	0.7%	0.6%	0.7%	0.8%
% of FP17s Relating to Continuations	1	2,375	0.0%	0.9%	0.8%	0.9%
% of Patients satisfied with the dentistry they have received	1	1	N/A	93.0%	93.1%	93.2%
% of Patients satisfied with the time they had to wait for an appointment	1	1	N/A	88.0%	87.8%	88.3%

* This is based on patients treated on this contract for their most recent course of treatment. Figures in italics indicate the base number of FP17s or Patient Questionnaire responses are less than 100. N/A is shown where the base number of responses is less than 10 during the period. % is calculated as Quantity/Base number*100

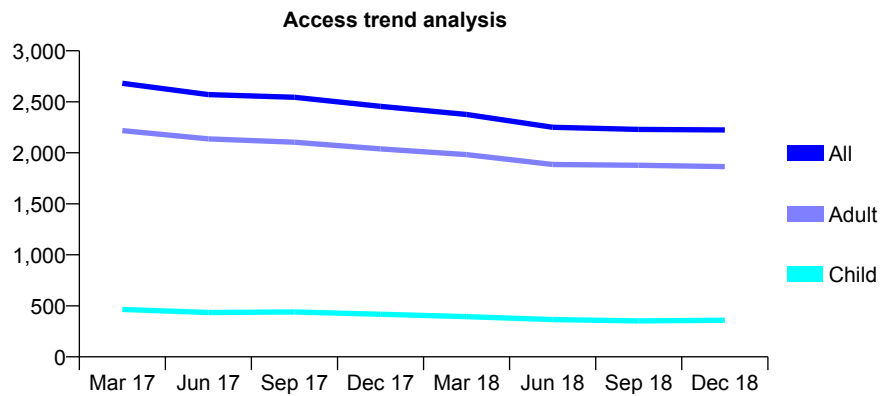
Q70 - Vital Signs At a Glance Contract Report for 145068/0001 - December 2018

Name or company name	Island Dental Care
Contract type name	GDS Contract
Purpose of contract	General
Contract start date	01/04/2015
Contract end date	

18/19 Contracted general activity (UDA)	10,138
Carry forward general activity (UDA)	0
18/19 Contracted orthodontic activity (UOA)	0
Carry forward orthodontic activity (UOA)	0
Baseline contract value	£232,022.95

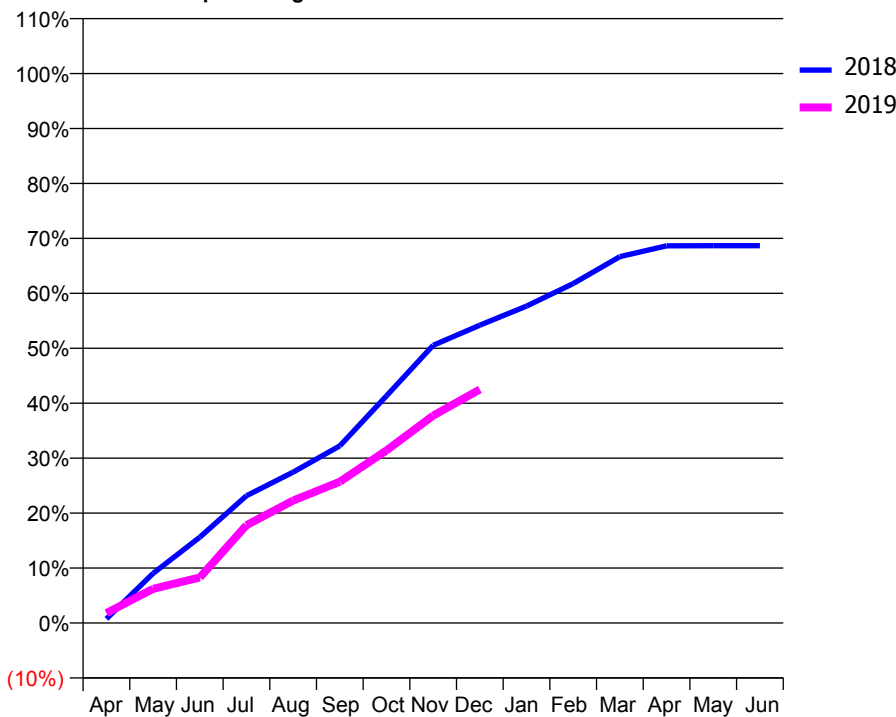
ACCESS*

Patients seen in 24 months	Total	Change since previous quarter
Quarter ending December 2017	2,455	
Quarter ending March 2018	2,376	↓
Quarter ending June 2018	2,250	↓
Quarter ending September 2018	2,230	→
Quarter ending December 2018	2,224	→
Variance since December 2017	(9.4%)	↓



ACTIVITY

Cumulative percentage of contracted UDA delivered 2018 & 2019



Month	Adjusted Scheduled Activity (UDA)	
	2018	2019
April	77	182
May	917	632
June	1,583	840
July	2,347	1,805
August	2,784	2,260
September	3,268	2,606
October	4,192	3,186
November	5,124	3,828
December	5,496	4,310
January	5,848	
February	6,263	
March	6,759	
April	6,959	
May	6,962	
June	6,962	

QUALITY

	Quantity	Base Number	Contract	AT	Region	England
% of FP17s for the same patient ID Re-attending within 3 months - Children	10	291	3.4%	9.6%	11.3%	11.8%
% of FP17s for the same patient ID Re-attending within 3 months - Adults	126	1,833	6.9%	13.9%	15.3%	15.6%
% of FP17s for the same patient ID Re-attending between 3 & 9 months - Children	142	291	48.8%	61.7%	61.1%	58.8%
% of FP17s for the same patient ID Re-attending between 3 & 9 months - Adults	1,088	1,833	59.4%	53.0%	52.4%	51.0%
% of FP17s for Band 1 Urgent Courses	74	2,029	3.6%	9.8%	9.5%	9.0%
% of FP17s Relating to Free Repair or Replacements	7	2,029	0.3%	0.6%	0.7%	0.8%
% of FP17s Relating to Continuations	14	2,029	0.7%	0.9%	0.8%	0.9%
% of Patients satisfied with the dentistry they have received	1	1	N/A	93.0%	93.1%	93.2%
% of Patients satisfied with the time they had to wait for an appointment	1	1	N/A	88.0%	87.8%	88.3%

* This is based on patients treated on this contract for their most recent course of treatment. Figures in italics indicate the base number of FP17s or Patient Questionnaire responses are less than 100. N/A is shown where the base number of responses is less than 10 during the period. % is calculated as Quantity/Base number*100

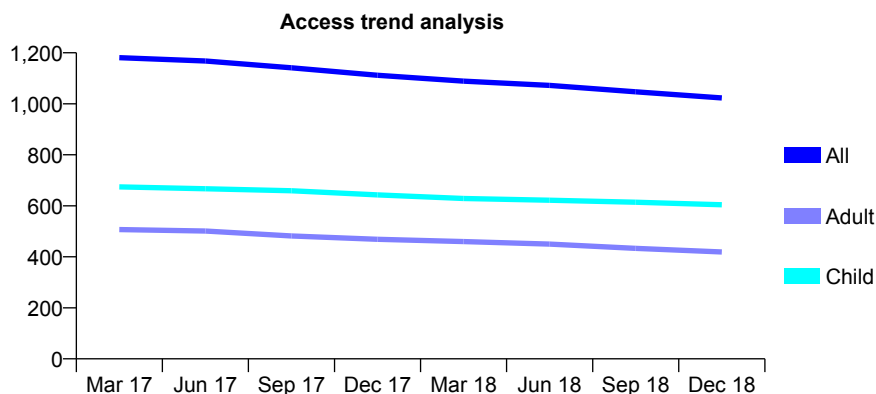
Q70 - Vital Signs At a Glance Contract Report for 145122/0001 - December 2018

Name or company name	Stubbington Avenue Dental Practice
Contract type name	GDS Contract
Purpose of contract	General
Contract start date	01/01/2015
Contract end date	

18/19 Contracted general activity (UDA)	2,990
Carry forward general activity (UDA)	0
18/19 Contracted orthodontic activity (UOA)	0
Carry forward orthodontic activity (UOA)	0
Baseline contract value	£68,213.63

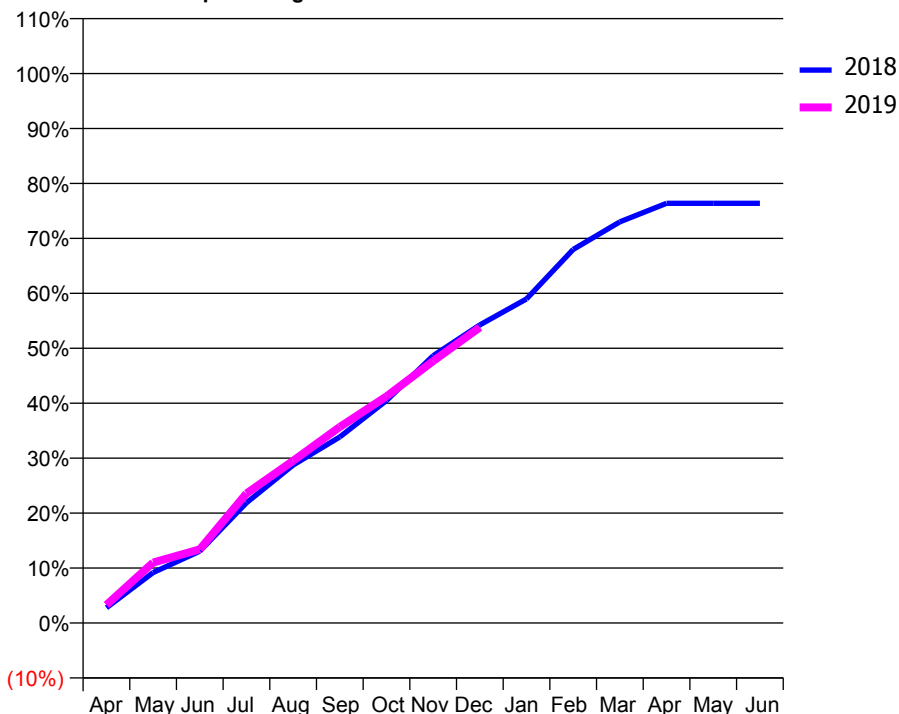
ACCESS*

Patients seen in 24 months	Total	Change since previous quarter
Quarter ending December 2017	1,112	
Quarter ending March 2018	1,089	↓
Quarter ending June 2018	1,072	↓
Quarter ending September 2018	1,047	↓
Quarter ending December 2018	1,023	↓
Variance since December 2017	(8.0%)	↓



ACTIVITY

Cumulative percentage of contracted UDA delivered 2018 & 2019



Adjusted Scheduled Activity (UDA)

Month	2018	2019
April	83	98
May	275	329
June	390	401
July	654	705
August	860	883
September	1,012	1,067
October	1,211	1,233
November	1,455	1,426
December	1,622	1,609
January	1,764	
February	2,032	
March	2,183	
April	2,284	
May	2,284	
June	2,284	

QUALITY

	Quantity	Base Number	Contract	AT	Region	England
% of FP17s for the same patient ID Re-attending within 3 months - Children	42	819	5.1%	9.6%	11.3%	11.8%
% of FP17s for the same patient ID Re-attending within 3 months - Adults	34	432	7.9%	13.9%	15.3%	15.6%
% of FP17s for the same patient ID Re-attending between 3 & 9 months - Children	629	819	76.8%	61.7%	61.1%	58.8%
% of FP17s for the same patient ID Re-attending between 3 & 9 months - Adults	335	432	77.5%	53.0%	52.4%	51.0%
% of FP17s for Band 1 Urgent Courses	41	1,184	3.5%	9.8%	9.5%	9.0%
% of FP17s Relating to Free Repair or Replacements	0	1,184	0.0%	0.6%	0.7%	0.8%
% of FP17s Relating to Continuations	0	1,184	0.0%	0.9%	0.8%	0.9%
% of Patients satisfied with the dentistry they have received	0	0	N/A	93.0%	93.1%	93.2%
% of Patients satisfied with the time they had to wait for an appointment	0	0	N/A	88.0%	87.8%	88.3%

* This is based on patients treated on this contract for their most recent course of treatment. Figures in italics indicate the base number of FP17s or Patient Questionnaire responses are less than 100. N/A is shown where the base number of responses is less than 10 during the period. % is calculated as Quantity/Base number*100

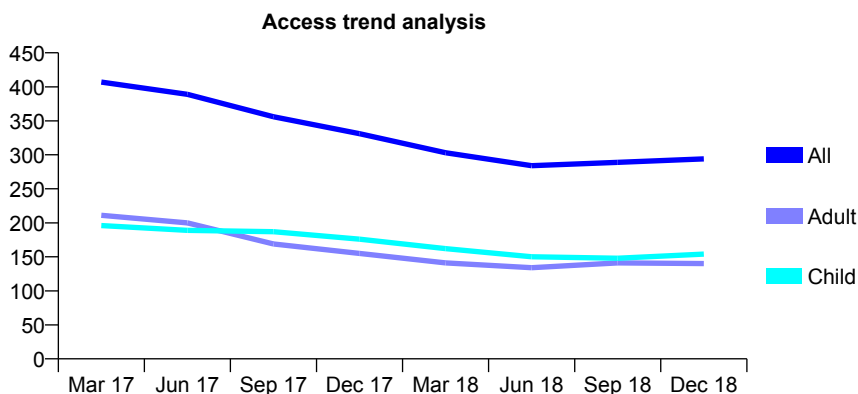
Q70 - Vital Signs At a Glance Contract Report for 145785/0001 - December 2018

Name or company name	The Anchorage Practice Limited
Contract type name	GDS Contract
Purpose of contract	General
Contract start date	01/09/2008
Contract end date	

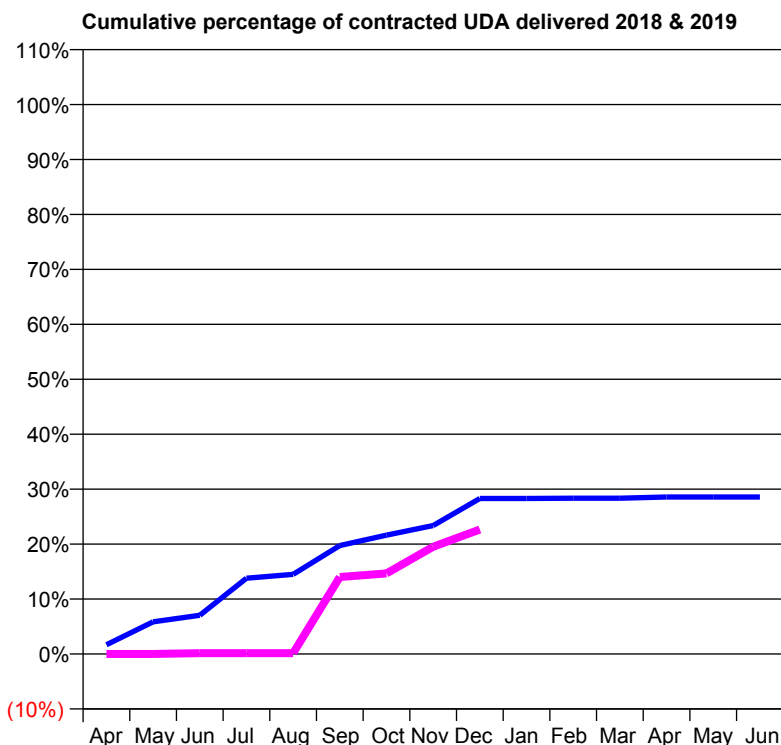
18/19 Contracted general activity (UDA)	1,850
Carry forward general activity (UDA)	0
18/19 Contracted orthodontic activity (UOA)	0
Carry forward orthodontic activity (UOA)	0
Baseline contract value	£43,304.62

ACCESS*

Patients seen in 24 months	Total	Change since previous quarter
Quarter ending December 2017	331	
Quarter ending March 2018	303	↓
Quarter ending June 2018	284	↓
Quarter ending September 2018	289	→
Quarter ending December 2018	294	→
Variance since December 2017	(11.2%)	↓



ACTIVITY



Month	Adjusted Scheduled Activity (UDA)	
	2018	2019
April	31	0
May	108	0
June	130	3
July	255	3
August	268	3
September	365	259
October	400	271
November	432	361
December	524	419
January	524	
February	525	
March	525	
April	529	
May	529	
June	529	

QUALITY

	Quantity	Base Number	Contract	AT	Region	England
% of FP17s for the same patient ID Re-attending within 3 months - Children	11	154	7.1%	9.6%	11.3%	11.8%
% of FP17s for the same patient ID Re-attending within 3 months - Adults	7	107	6.5%	13.9%	15.3%	15.6%
% of FP17s for the same patient ID Re-attending between 3 & 9 months - Children	32	154	20.8%	61.7%	61.1%	58.8%
% of FP17s for the same patient ID Re-attending between 3 & 9 months - Adults	35	107	32.7%	53.0%	52.4%	51.0%
% of FP17s for Band 1 Urgent Courses	1	243	0.4%	9.8%	9.5%	9.0%
% of FP17s Relating to Free Repair or Replacements	0	243	0.0%	0.6%	0.7%	0.8%
% of FP17s Relating to Continuations	0	243	0.0%	0.9%	0.8%	0.9%
% of Patients satisfied with the dentistry they have received	0	0	N/A	93.0%	93.1%	93.2%
% of Patients satisfied with the time they had to wait for an appointment	0	0	N/A	88.0%	87.8%	88.3%

* This is based on patients treated on this contract for their most recent course of treatment. Figures in italics indicate the base number of FP17s or Patient Questionnaire responses are less than 100. N/A is shown where the base number of responses is less than 10 during the period. % is calculated as Quantity/Base number*100

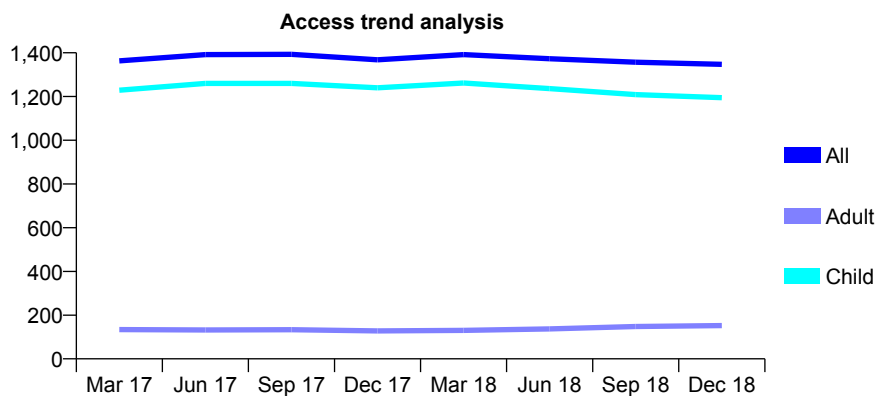
Q70 - Vital Signs At a Glance Contract Report for 146005/0001 - December 2018

Name or company name	Mr T F Visser
Contract type name	GDS Contract
Purpose of contract	General
Contract start date	02/06/2014
Contract end date	

18/19 Contracted general activity (UDA)	2,910
Carry forward general activity (UDA)	0
18/19 Contracted orthodontic activity (UOA)	0
Carry forward orthodontic activity (UOA)	0
Baseline contract value	£64,701.72

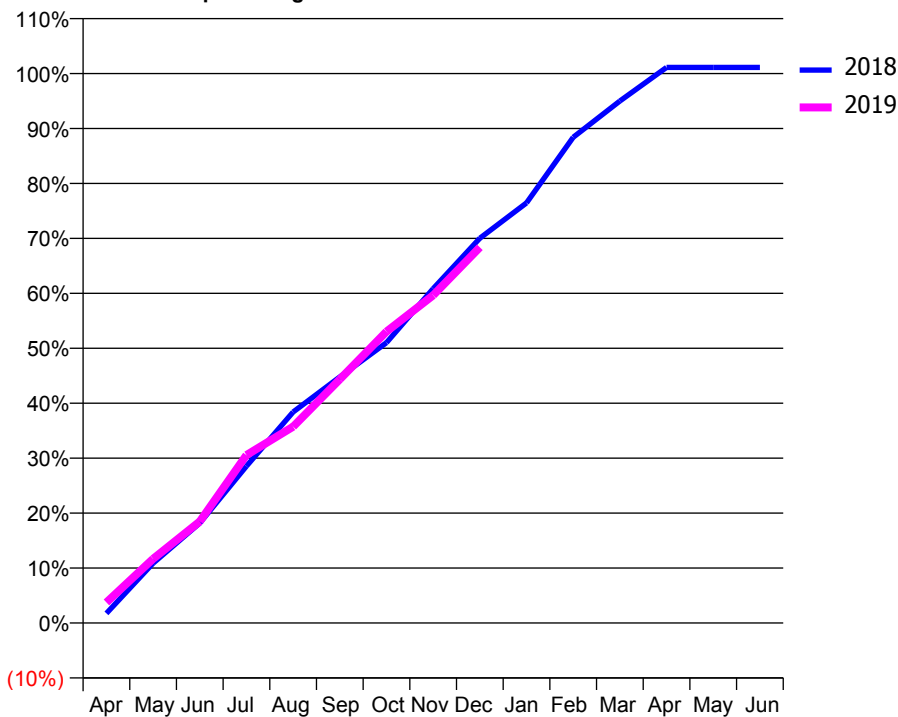
ACCESS*

Patients seen in 24 months	Total	Change since previous quarter
Quarter ending December 2017	1,368	
Quarter ending March 2018	1,392	→
Quarter ending June 2018	1,373	↓
Quarter ending September 2018	1,357	↓
Quarter ending December 2018	1,347	→
Variance since December 2017	(1.5%)	↓



ACTIVITY

Cumulative percentage of contracted UDA delivered 2018 & 2019



Month	Adjusted Scheduled Activity (UDA)	
	2018	2019
April	51	109
May	317	340
June	530	538
July	831	890
August	1,118	1,040
September	1,303	1,291
October	1,485	1,543
November	1,771	1,735
December	2,037	1,989
January	2,225	
February	2,572	
March	2,764	
April	2,943	
May	2,943	
June	2,943	

QUALITY

	Quantity	Base Number	Contract	AT	Region	England
% of FP17s for the same patient ID Re-attending within 3 months - Children	100	1,507	6.6%	9.6%	11.3%	11.8%
% of FP17s for the same patient ID Re-attending within 3 months - Adults	2	45	4.4%	13.9%	15.3%	15.6%
% of FP17s for the same patient ID Re-attending between 3 & 9 months - Children	1,086	1,507	72.1%	61.7%	61.1%	58.8%
% of FP17s for the same patient ID Re-attending between 3 & 9 months - Adults	37	45	82.2%	53.0%	52.4%	51.0%
% of FP17s for Band 1 Urgent Courses	57	1,460	3.9%	9.8%	9.5%	9.0%
% of FP17s Relating to Free Repair or Replacements	0	1,460	0.0%	0.6%	0.7%	0.8%
% of FP17s Relating to Continuations	13	1,460	0.9%	0.9%	0.8%	0.9%
% of Patients satisfied with the dentistry they have received	0	0	N/A	93.0%	93.1%	93.2%
% of Patients satisfied with the time they had to wait for an appointment	0	0	N/A	88.0%	87.8%	88.3%

* This is based on patients treated on this contract for their most recent course of treatment. Figures in italics indicate the base number of FP17s or Patient Questionnaire responses are less than 100. N/A is shown where the base number of responses is less than 10 during the period. % is calculated as Quantity/Base number*100

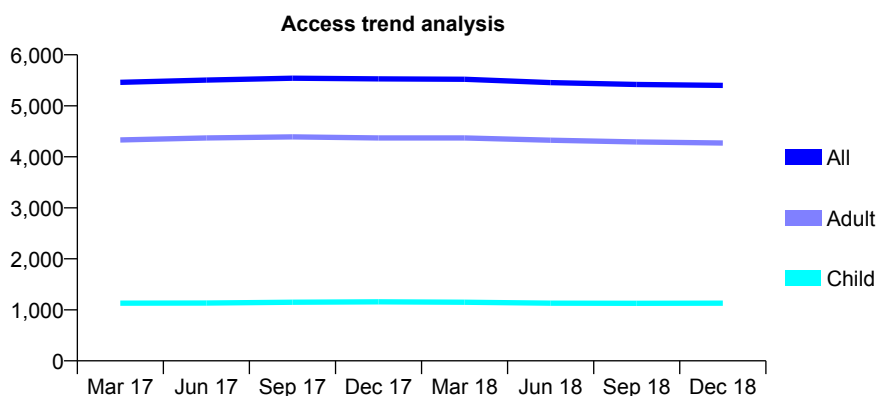
Q70 - Vital Signs At a Glance Contract Report for 146447/0001 - December 2018

Name or company name	Dentapol Ltd
Contract type name	GDS Contract
Purpose of contract	General
Contract start date	01/11/2006
Contract end date	

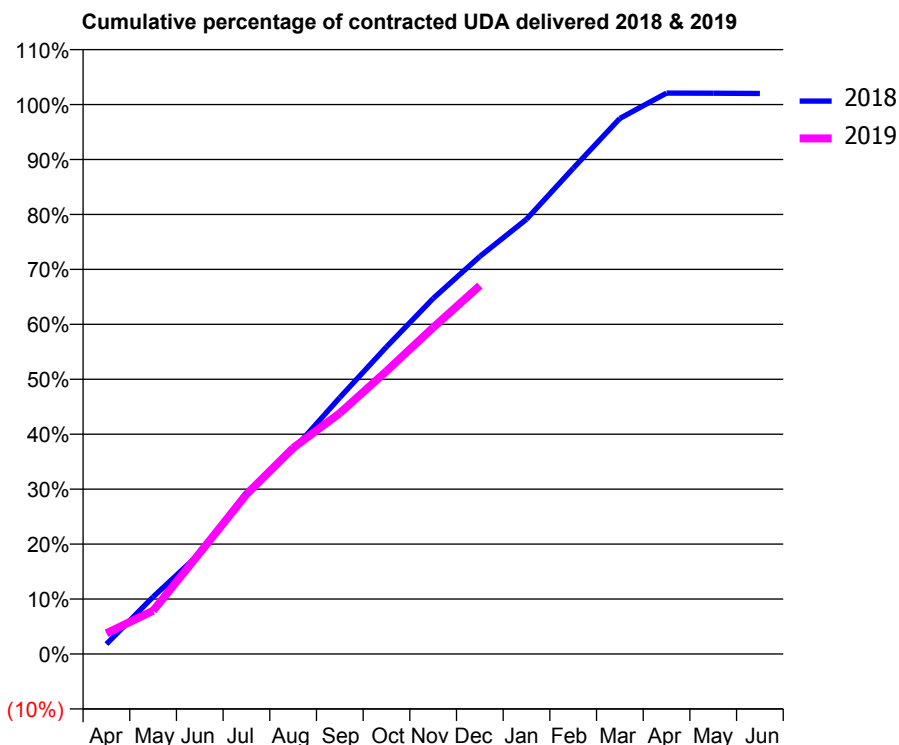
18/19 Contracted general activity (UDA)	16,000
Carry forward general activity (UDA)	0
18/19 Contracted orthodontic activity (UOA)	0
Carry forward orthodontic activity (UOA)	0
Baseline contract value	£467,820.33

ACCESS*

Patients seen in 24 months	Total	Change since previous quarter
Quarter ending December 2017	5,527	
Quarter ending March 2018	5,520	→
Quarter ending June 2018	5,456	↓
Quarter ending September 2018	5,418	→
Quarter ending December 2018	5,401	→
Variance since December 2017	(2.3%)	↓



ACTIVITY



Month	Adjusted Scheduled Activity (UDA)	
	2018	2019
April	290	604
May	1,665	1,258
June	2,924	2,943
July	4,702	4,650
August	5,944	6,002
September	7,467	7,014
October	8,945	8,236
November	10,353	9,506
December	11,577	10,724
January	12,660	
February	14,142	
March	15,594	
April	16,332	
May	16,329	
June	16,319	

QUALITY

	Quantity	Base Number	Contract	AT	Region	England
% of FP17s for the same patient ID Re-attending within 3 months - Children	93	1,239	7.5%	9.6%	11.3%	11.8%
% of FP17s for the same patient ID Re-attending within 3 months - Adults	683	4,564	15.0%	13.9%	15.3%	15.6%
% of FP17s for the same patient ID Re-attending between 3 & 9 months - Children	802	1,239	64.7%	61.7%	61.1%	58.8%
% of FP17s for the same patient ID Re-attending between 3 & 9 months - Adults	2,782	4,564	61.0%	53.0%	52.4%	51.0%
% of FP17s for Band 1 Urgent Courses	446	5,533	8.1%	9.8%	9.5%	9.0%
% of FP17s Relating to Free Repair or Replacements	82	5,533	1.5%	0.6%	0.7%	0.8%
% of FP17s Relating to Continuations	40	5,533	0.7%	0.9%	0.8%	0.9%
% of Patients satisfied with the dentistry they have received	0	2	N/A	93.0%	93.1%	93.2%
% of Patients satisfied with the time they had to wait for an appointment	0	2	N/A	88.0%	87.8%	88.3%

* This is based on patients treated on this contract for their most recent course of treatment. Figures in italics indicate the base number of FP17s or Patient Questionnaire responses are less than 100. N/A is shown where the base number of responses is less than 10 during the period. % is calculated as Quantity/Base number*100

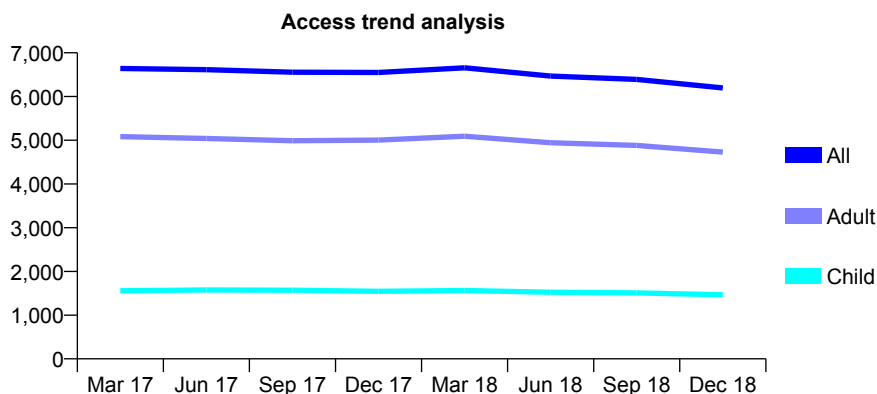
Q70 - Vital Signs At a Glance Contract Report for 146447/0002 - December 2018

Name or company name	Dentapol Ltd
Contract type name	GDS Contract
Purpose of contract	General
Contract start date	01/01/2007
Contract end date	

18/19 Contracted general activity (UDA)	24,000
Carry forward general activity (UDA)	0
18/19 Contracted orthodontic activity (UOA)	0
Carry forward orthodontic activity (UOA)	0
Baseline contract value	£599,887.62

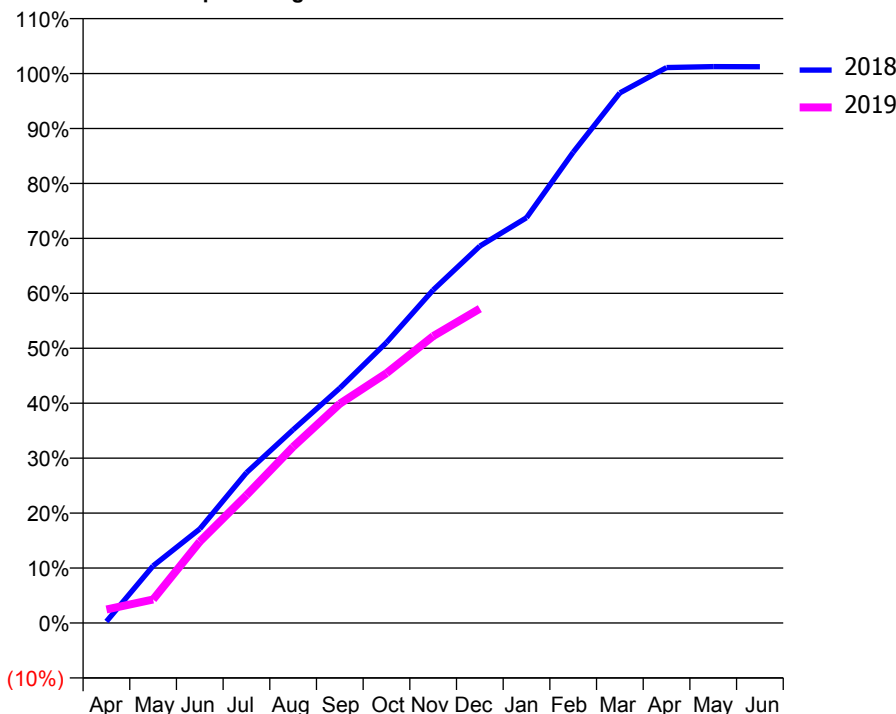
ACCESS*

Patients seen in 24 months	Total	Change since previous quarter
Quarter ending December 2017	6,550	
Quarter ending March 2018	6,656	→
Quarter ending June 2018	6,469	↓
Quarter ending September 2018	6,390	↓
Quarter ending December 2018	6,196	↓
Variance since December 2017	(5.4%)	↓



ACTIVITY

Cumulative percentage of contracted UDA delivered 2018 & 2019



Adjusted Scheduled Activity (UDA)

Month	2018	2019
April	69	592
May	2,495	1,030
June	4,106	3,557
July	6,565	5,585
August	8,442	7,695
September	10,258	9,577
October	12,248	10,912
November	14,546	12,532
December	16,461	13,731
January	17,704	
February	20,563	
March	23,153	
April	24,258	
May	24,302	
June	24,294	

QUALITY

	Quantity	Base Number	Contract	AT	Region	England
% of FP17s for the same patient ID Re-attending within 3 months - Children	145	1,440	10.1%	9.6%	11.3%	11.8%
% of FP17s for the same patient ID Re-attending within 3 months - Adults	768	4,149	18.5%	13.9%	15.3%	15.6%
% of FP17s for the same patient ID Re-attending between 3 & 9 months - Children	904	1,440	62.8%	61.7%	61.1%	58.8%
% of FP17s for the same patient ID Re-attending between 3 & 9 months - Adults	2,179	4,149	52.5%	53.0%	52.4%	51.0%
% of FP17s for Band 1 Urgent Courses	667	5,247	12.7%	9.8%	9.5%	9.0%
% of FP17s Relating to Free Repair or Replacements	50	5,247	1.0%	0.6%	0.7%	0.8%
% of FP17s Relating to Continuations	60	5,247	1.1%	0.9%	0.8%	0.9%
% of Patients satisfied with the dentistry they have received	1	1	N/A	93.0%	93.1%	93.2%
% of Patients satisfied with the time they had to wait for an appointment	1	1	N/A	88.0%	87.8%	88.3%

* This is based on patients treated on this contract for their most recent course of treatment. Figures in italics indicate the base number of FP17s or Patient Questionnaire responses are less than 100. N/A is shown where the base number of responses is less than 10 during the period. % is calculated as Quantity/Base number*100

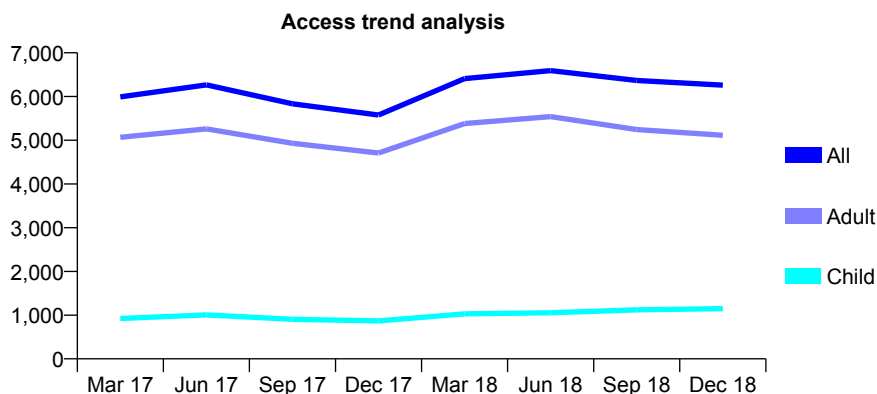
Q70 - Vital Signs At a Glance Contract Report for 146447/0003 - December 2018

Name or company name	Dentapol Ltd
Contract type name	GDS Contract
Purpose of contract	General
Contract start date	01/01/2007
Contract end date	

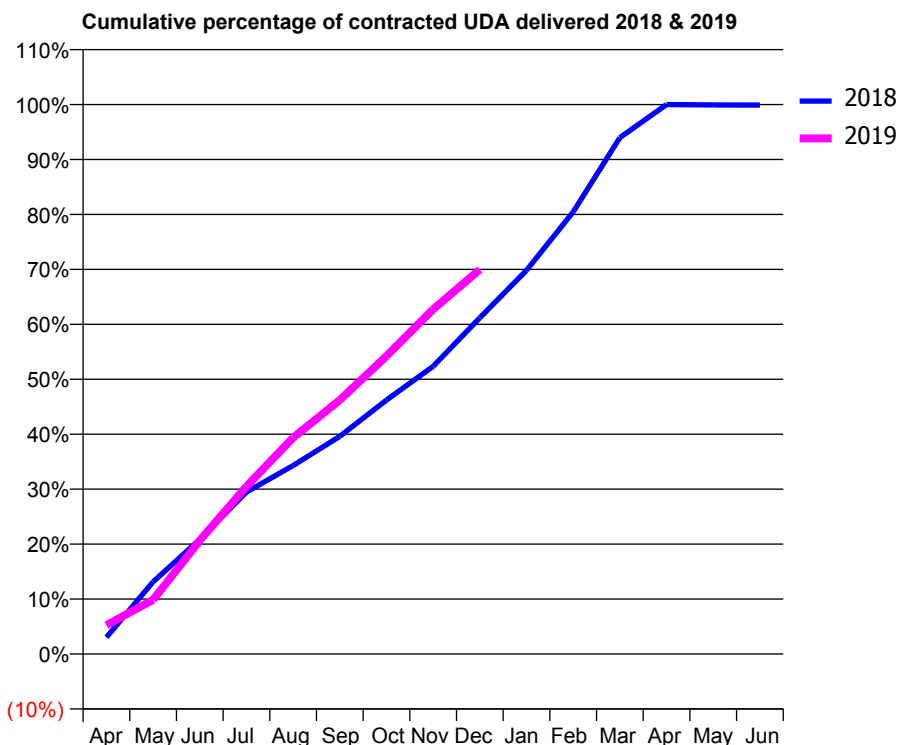
18/19 Contracted general activity (UDA)	19,806
Carry forward general activity (UDA)	22
18/19 Contracted orthodontic activity (UOA)	0
Carry forward orthodontic activity (UOA)	0
Baseline contract value	£549,963.05

ACCESS*

Patients seen in 24 months	Total	Change since previous quarter
Quarter ending December 2017	5,576	
Quarter ending March 2018	6,411	↑
Quarter ending June 2018	6,593	↑
Quarter ending September 2018	6,366	↓
Quarter ending December 2018	6,261	↓
Variance since December 2017	12.3%	↑



ACTIVITY



Month	Adjusted Scheduled Activity (UDA)	
	2018	2019
April	601	1,039
May	2,603	1,954
June	4,132	4,091
July	5,839	6,041
August	6,795	7,796
September	7,848	9,153
October	9,155	10,739
November	10,370	12,425
December	12,118	13,861
January	13,829	
February	15,936	
March	18,614	
April	19,802	
May	19,791	
June	19,784	

QUALITY

	Quantity	Base Number	Contract	AT	Region	England
% of FP17s for the same patient ID Re-attending within 3 months - Children	61	1,391	4.4%	9.6%	11.3%	11.8%
% of FP17s for the same patient ID Re-attending within 3 months - Adults	524	6,000	8.7%	13.9%	15.3%	15.6%
% of FP17s for the same patient ID Re-attending between 3 & 9 months - Children	654	1,391	47.0%	61.7%	61.1%	58.8%
% of FP17s for the same patient ID Re-attending between 3 & 9 months - Adults	3,096	6,000	51.6%	53.0%	52.4%	51.0%
% of FP17s for Band 1 Urgent Courses	1,011	7,021	14.4%	9.8%	9.5%	9.0%
% of FP17s Relating to Free Repair or Replacements	36	7,021	0.5%	0.6%	0.7%	0.8%
% of FP17s Relating to Continuations	27	7,021	0.4%	0.9%	0.8%	0.9%
% of Patients satisfied with the dentistry they have received	3	3	N/A	93.0%	93.1%	93.2%
% of Patients satisfied with the time they had to wait for an appointment	3	3	N/A	88.0%	87.8%	88.3%

* This is based on patients treated on this contract for their most recent course of treatment. Figures in italics indicate the base number of FP17s or Patient Questionnaire responses are less than 100. N/A is shown where the base number of responses is less than 10 during the period. % is calculated as Quantity/Base number*100

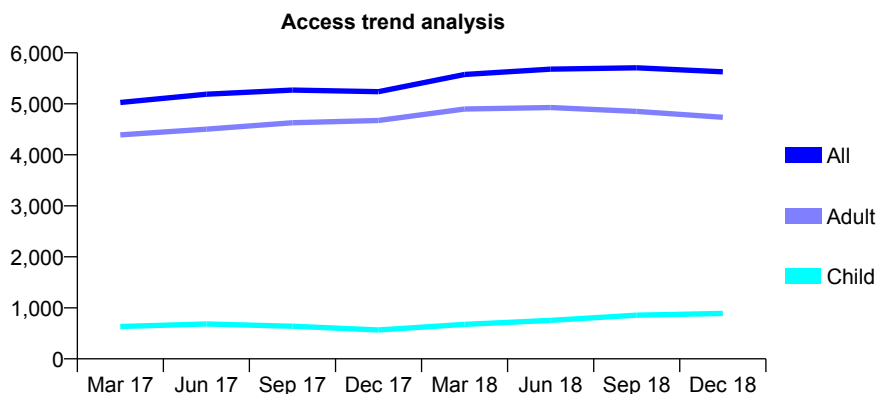
Q70 - Vital Signs At a Glance Contract Report for 146447/0004 - December 2018

Name or company name	Dentapol Ltd
Contract type name	GDS Contract
Purpose of contract	General
Contract start date	01/01/2007
Contract end date	

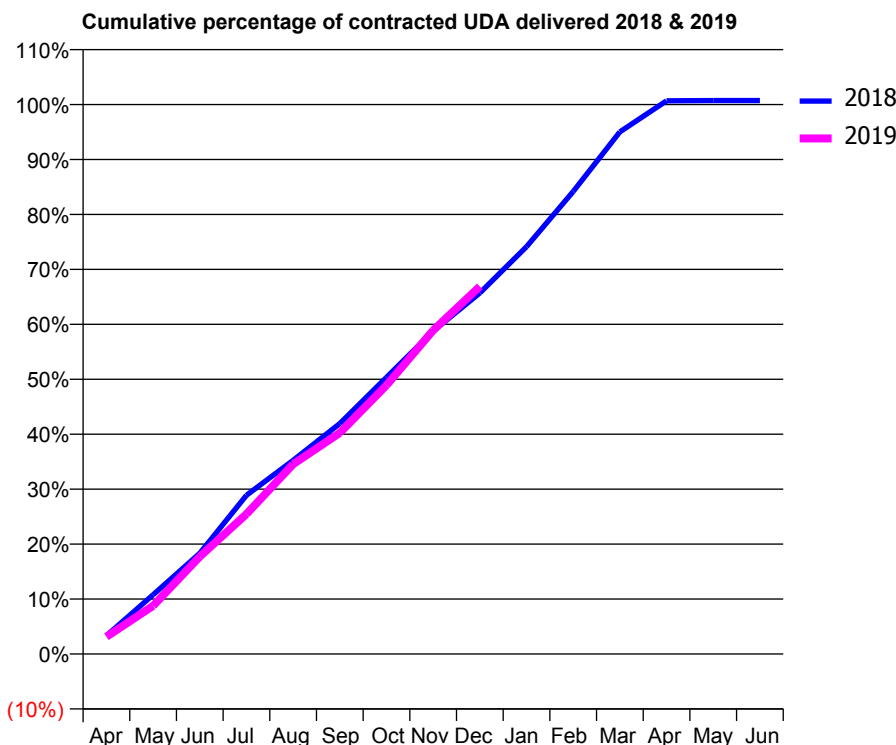
18/19 Contracted general activity (UDA)	18,910
Carry forward general activity (UDA)	0
18/19 Contracted orthodontic activity (UOA)	0
Carry forward orthodontic activity (UOA)	0
Baseline contract value	£545,786.93

ACCESS*

Patients seen in 24 months	Total	Change since previous quarter
Quarter ending December 2017	5,237	
Quarter ending March 2018	5,575	↑
Quarter ending June 2018	5,680	→
Quarter ending September 2018	5,706	→
Quarter ending December 2018	5,627	↓
Variance since December 2017	7.4%	↑



ACTIVITY



Month	Adjusted Scheduled Activity (UDA)	
	2018	2019
April	629	595
May	2,039	1,661
June	3,468	3,353
July	5,463	4,815
August	6,665	6,533
September	7,932	7,611
October	9,521	9,249
November	11,113	11,138
December	12,424	12,651
January	14,018	
February	15,916	
March	17,967	
April	19,036	
May	19,045	
June	19,045	

QUALITY

	Quantity	Base Number	Contract	AT	Region	England
% of FP17s for the same patient ID Re-attending within 3 months - Children	78	1,020	7.6%	9.6%	11.3%	11.8%
% of FP17s for the same patient ID Re-attending within 3 months - Adults	942	5,585	16.9%	13.9%	15.3%	15.6%
% of FP17s for the same patient ID Re-attending between 3 & 9 months - Children	382	1,020	37.5%	61.7%	61.1%	58.8%
% of FP17s for the same patient ID Re-attending between 3 & 9 months - Adults	3,127	5,585	56.0%	53.0%	52.4%	51.0%
% of FP17s for Band 1 Urgent Courses	818	6,247	13.1%	9.8%	9.5%	9.0%
% of FP17s Relating to Free Repair or Replacements	84	6,247	1.3%	0.6%	0.7%	0.8%
% of FP17s Relating to Continuations	64	6,247	1.0%	0.9%	0.8%	0.9%
% of Patients satisfied with the dentistry they have received	1	1	N/A	93.0%	93.1%	93.2%
% of Patients satisfied with the time they had to wait for an appointment	1	1	N/A	88.0%	87.8%	88.3%

* This is based on patients treated on this contract for their most recent course of treatment. Figures in italics indicate the base number of FP17s or Patient Questionnaire responses are less than 100. N/A is shown where the base number of responses is less than 10 during the period. % is calculated as Quantity/Base number*100

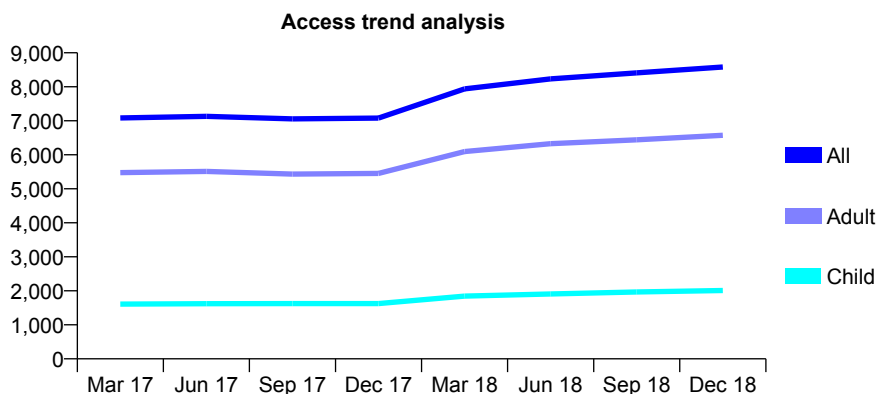
Q70 - Vital Signs At a Glance Contract Report for 146447/0005 - December 2018

Name or company name	Dr Patrycja Drozdziel
Contract type name	GDS Contract
Purpose of contract	General
Contract start date	01/01/2009
Contract end date	

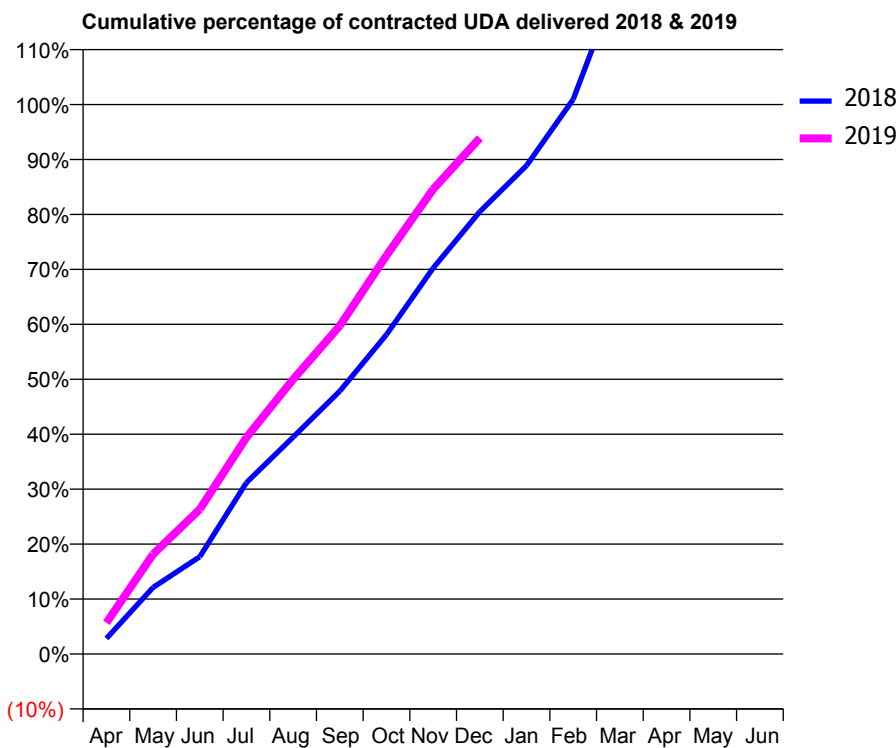
18/19 Contracted general activity (UDA)	21,000
Carry forward general activity (UDA)	0
18/19 Contracted orthodontic activity (UOA)	0
Carry forward orthodontic activity (UOA)	0
Baseline contract value	£509,333.01

ACCESS*

Patients seen in 24 months	Total	Change since previous quarter
Quarter ending December 2017	7,079	
Quarter ending March 2018	7,940	↑
Quarter ending June 2018	8,235	↑
Quarter ending September 2018	8,408	↑
Quarter ending December 2018	8,582	↑
Variance since December 2017	21.2%	↑



ACTIVITY



Month	Adjusted Scheduled Activity (UDA)	
	2018	2019
April	592	1,197
May	2,544	3,814
June	3,717	5,532
July	6,551	8,279
August	8,289	10,495
September	10,047	12,541
October	12,208	15,228
November	14,751	17,760
December	16,907	19,720
January	18,664	
February	21,198	
March	25,872	
April	26,828	
May	26,832	
June	26,832	

QUALITY

	Quantity	Base Number	Contract	AT	Region	England
% of FP17s for the same patient ID Re-attending within 3 months - Children	113	2,310	4.9%	9.6%	11.3%	11.8%
% of FP17s for the same patient ID Re-attending within 3 months - Adults	874	7,621	11.5%	13.9%	15.3%	15.6%
% of FP17s for the same patient ID Re-attending between 3 & 9 months - Children	1,549	2,310	67.1%	61.7%	61.1%	58.8%
% of FP17s for the same patient ID Re-attending between 3 & 9 months - Adults	4,797	7,621	62.9%	53.0%	52.4%	51.0%
% of FP17s for Band 1 Urgent Courses	633	9,559	6.6%	9.8%	9.5%	9.0%
% of FP17s Relating to Free Repair or Replacements	80	9,559	0.8%	0.6%	0.7%	0.8%
% of FP17s Relating to Continuations	89	9,559	0.9%	0.9%	0.8%	0.9%
% of Patients satisfied with the dentistry they have received	7	7	N/A	93.0%	93.1%	93.2%
% of Patients satisfied with the time they had to wait for an appointment	7	7	N/A	88.0%	87.8%	88.3%

* This is based on patients treated on this contract for their most recent course of treatment. Figures in italics indicate the base number of FP17s or Patient Questionnaire responses are less than 100. N/A is shown where the base number of responses is less than 10 during the period. % is calculated as Quantity/Base number*100

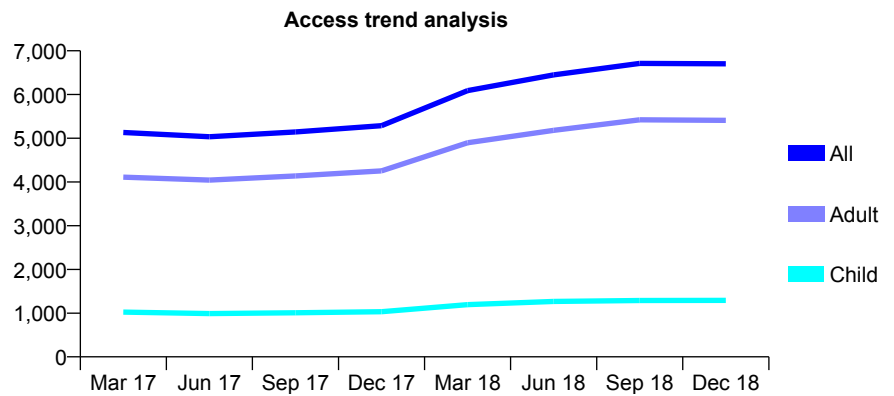
Q70 - Vital Signs At a Glance Contract Report for 146447/0006 - December 2018

Name or company name	Dentapol Ltd
Contract type name	PDS Plus Contract
Purpose of contract	General
Contract start date	01/12/2010
Contract end date	30/11/2020

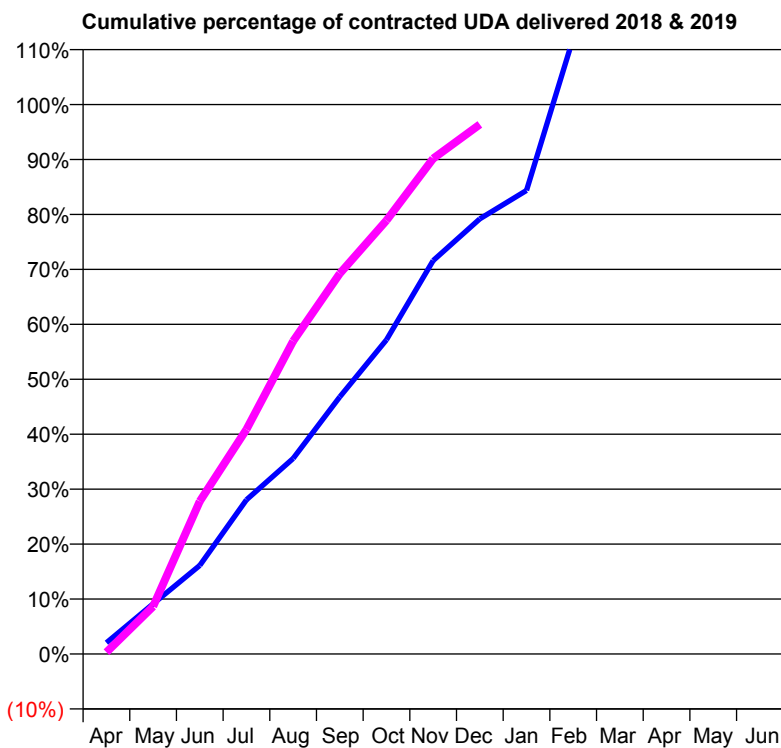
18/19 Contracted general activity (UDA)	13,000
Carry forward general activity (UDA)	0
18/19 Contracted orthodontic activity (UOA)	0
Carry forward orthodontic activity (UOA)	0
Baseline contract value	£220,271.17

ACCESS*

Patients seen in 24 months	Total	Change since previous quarter
Quarter ending December 2017	5,286	
Quarter ending March 2018	6,089	↑
Quarter ending June 2018	6,448	↑
Quarter ending September 2018	6,711	↑
Quarter ending December 2018	6,702	→
Variance since December 2017	26.8%	↑



ACTIVITY



Month	Adjusted Scheduled Activity (UDA)	
	2018	2019
April	267	43
May	1,189	1,123
June	2,098	3,614
July	3,648	5,314
August	4,627	7,404
September	6,083	9,002
October	7,434	10,258
November	9,308	11,720
December	10,296	12,527
January	10,967	
February	14,568	
March	16,557	
April	17,394	
May	17,418	
June	17,416	

QUALITY

	Quantity	Base Number	Contract	AT	Region	England
% of FP17s for the same patient ID Re-attending within 3 months - Children	71	1,330	5.3%	9.6%	11.3%	11.8%
% of FP17s for the same patient ID Re-attending within 3 months - Adults	626	5,664	11.1%	13.9%	15.3%	15.6%
% of FP17s for the same patient ID Re-attending between 3 & 9 months - Children	817	1,330	61.4%	61.7%	61.1%	58.8%
% of FP17s for the same patient ID Re-attending between 3 & 9 months - Adults	3,099	5,664	54.7%	53.0%	52.4%	51.0%
% of FP17s for Band 1 Urgent Courses	417	6,579	6.3%	9.8%	9.5%	9.0%
% of FP17s Relating to Free Repair or Replacements	33	6,579	0.5%	0.6%	0.7%	0.8%
% of FP17s Relating to Continuations	35	6,579	0.5%	0.9%	0.8%	0.9%
% of Patients satisfied with the dentistry they have received	1	2	N/A	93.0%	93.1%	93.2%
% of Patients satisfied with the time they had to wait for an appointment	1	2	N/A	88.0%	87.8%	88.3%

* This is based on patients treated on this contract for their most recent course of treatment. Figures in italics indicate the base number of FP17s or Patient Questionnaire responses are less than 100. N/A is shown where the base number of responses is less than 10 during the period. % is calculated as Quantity/Base number*100

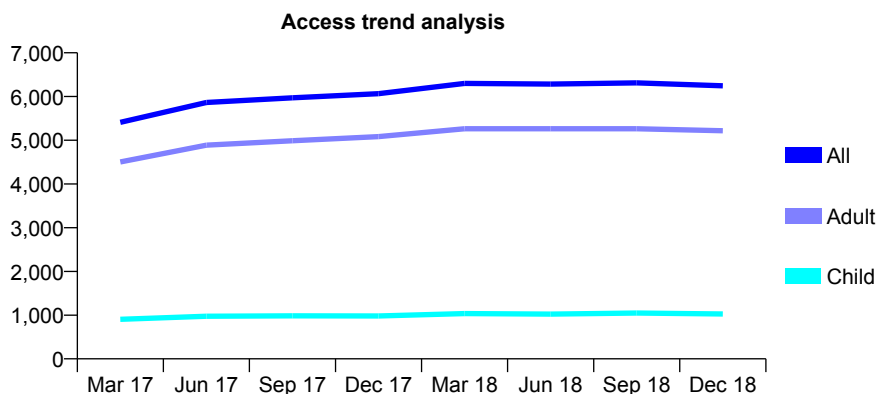
Q70 - Vital Signs At a Glance Contract Report for 146447/0007 - December 2018

Name or company name	Dentapol Ltd
Contract type name	PDS Plus Contract
Purpose of contract	General
Contract start date	01/12/2010
Contract end date	30/11/2020

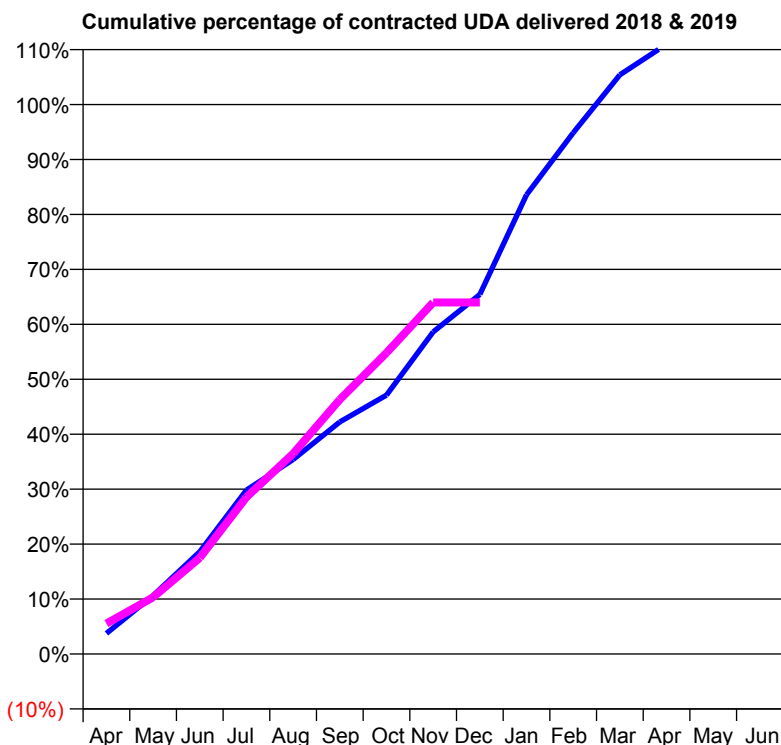
18/19 Contracted general activity (UDA)	16,400
Carry forward general activity (UDA)	0
18/19 Contracted orthodontic activity (UOA)	0
Carry forward orthodontic activity (UOA)	0
Baseline contract value	£279,693.36

ACCESS*

Patients seen in 24 months	Total	Change since previous quarter
Quarter ending December 2017	6,064	
Quarter ending March 2018	6,299	↑
Quarter ending June 2018	6,286	→
Quarter ending September 2018	6,311	→
Quarter ending December 2018	6,245	↓
Variance since December 2017	3.0%	↑



ACTIVITY



Adjusted Scheduled Activity (UDA)		
Month	2018	2019
April	616	911
May	1,743	1,693
June	3,055	2,870
July	4,892	4,683
August	5,804	5,981
September	6,925	7,595
October	7,728	8,987
November	9,611	10,491
December	10,731	10,491
January	13,706	
February	15,554	
March	17,287	
April	18,199	
May	18,186	
June	18,186	

QUALITY

	Quantity	Base Number	Contract	AT	Region	England
% of FP17s for the same patient ID Re-attending within 3 months - Children	52	886	5.9%	9.6%	11.3%	11.8%
% of FP17s for the same patient ID Re-attending within 3 months - Adults	579	4,226	13.7%	13.9%	15.3%	15.6%
% of FP17s for the same patient ID Re-attending between 3 & 9 months - Children	526	886	59.4%	61.7%	61.1%	58.8%
% of FP17s for the same patient ID Re-attending between 3 & 9 months - Adults	2,251	4,226	53.3%	53.0%	52.4%	51.0%
% of FP17s for Band 1 Urgent Courses	455	4,722	9.6%	9.8%	9.5%	9.0%
% of FP17s Relating to Free Repair or Replacements	26	4,722	0.6%	0.6%	0.7%	0.8%
% of FP17s Relating to Continuations	20	4,722	0.4%	0.9%	0.8%	0.9%
% of Patients satisfied with the dentistry they have received	7	7	N/A	93.0%	93.1%	93.2%
% of Patients satisfied with the time they had to wait for an appointment	7	7	N/A	88.0%	87.8%	88.3%

* This is based on patients treated on this contract for their most recent course of treatment. Figures in italics indicate the base number of FP17s or Patient Questionnaire responses are less than 100. N/A is shown where the base number of responses is less than 10 during the period. % is calculated as Quantity/Base number*100

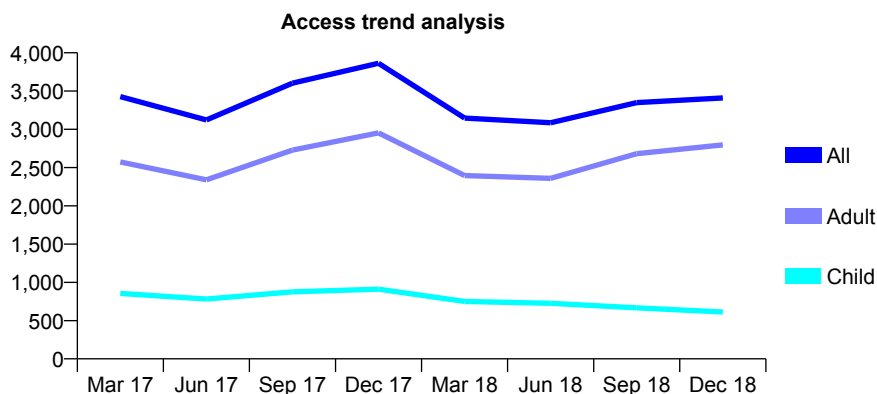
Q70 - Vital Signs At a Glance Contract Report for 146447/0008 - December 2018

Name or company name	Dentapol Ltd
Contract type name	PDS Plus Contract
Purpose of contract	General
Contract start date	01/02/2011
Contract end date	30/11/2020

18/19 Contracted general activity (UDA)	9,000
Carry forward general activity (UDA)	19
18/19 Contracted orthodontic activity (UOA)	0
Carry forward orthodontic activity (UOA)	0
Baseline contract value	£152,495.42

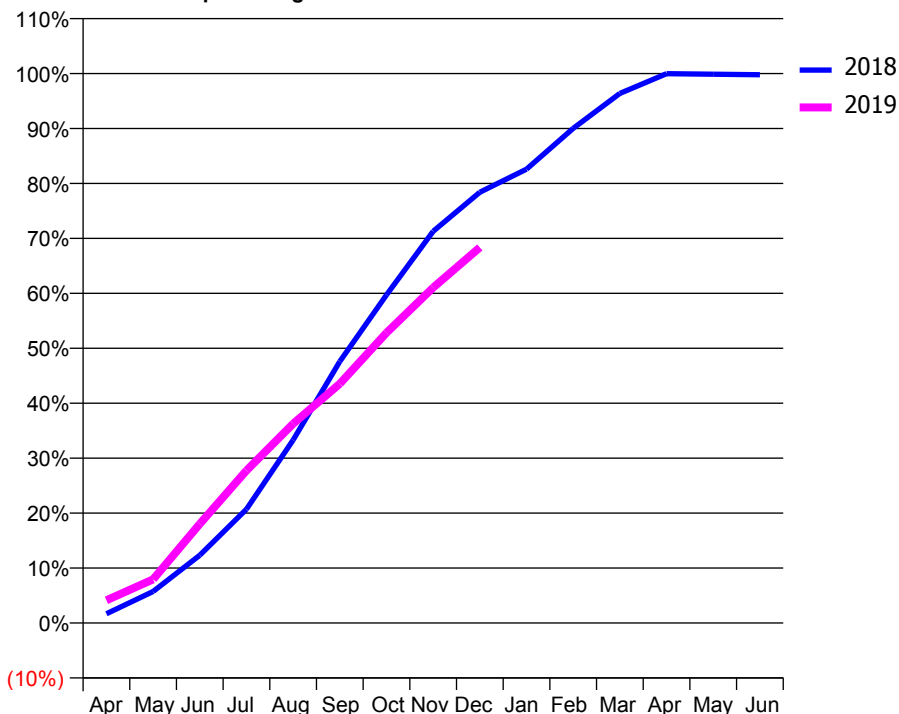
ACCESS*

Patients seen in 24 months	Total	Change since previous quarter
Quarter ending December 2017	3,863	
Quarter ending March 2018	3,146	↓
Quarter ending June 2018	3,085	↓
Quarter ending September 2018	3,349	↑
Quarter ending December 2018	3,410	→
Variance since December 2017	(11.7%)	↓



ACTIVITY

Cumulative percentage of contracted UDA delivered 2018 & 2019



Month	Adjusted Scheduled Activity (UDA)	
	2018	2019
April	151	373
May	516	715
June	1,110	1,623
July	1,863	2,497
August	2,997	3,263
September	4,284	3,920
October	5,375	4,754
November	6,416	5,494
December	7,054	6,152
January	7,434	
February	8,102	
March	8,674	
April	8,997	
May	8,987	
June	8,980	

QUALITY

	Quantity	Base Number	Contract	AT	Region	England
% of FP17s for the same patient ID Re-attending within 3 months - Children	6	700	0.9%	9.6%	11.3%	11.8%
% of FP17s for the same patient ID Re-attending within 3 months - Adults	75	2,855	2.6%	13.9%	15.3%	15.6%
% of FP17s for the same patient ID Re-attending between 3 & 9 months - Children	259	700	37.0%	61.7%	61.1%	58.8%
% of FP17s for the same patient ID Re-attending between 3 & 9 months - Adults	593	2,855	20.8%	53.0%	52.4%	51.0%
% of FP17s for Band 1 Urgent Courses	362	3,421	10.6%	9.8%	9.5%	9.0%
% of FP17s Relating to Free Repair or Replacements	13	3,421	0.4%	0.6%	0.7%	0.8%
% of FP17s Relating to Continuations	4	3,421	0.1%	0.9%	0.8%	0.9%
% of Patients satisfied with the dentistry they have received	1	1	N/A	93.0%	93.1%	93.2%
% of Patients satisfied with the time they had to wait for an appointment	1	1	N/A	88.0%	87.8%	88.3%

* This is based on patients treated on this contract for their most recent course of treatment. Figures in italics indicate the base number of FP17s or Patient Questionnaire responses are less than 100. N/A is shown where the base number of responses is less than 10 during the period. % is calculated as Quantity/Base number*100

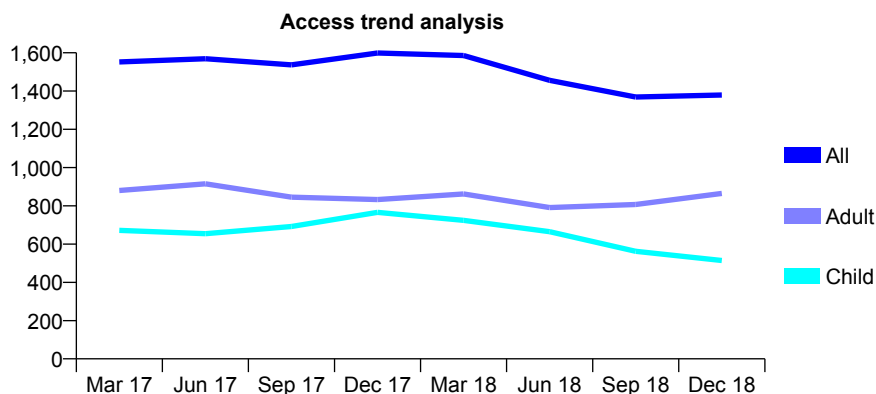
Q70 - Vital Signs At a Glance Contract Report for 146447/0009 - December 2018

Name or company name	Dentapol Ltd
Contract type name	PDS Plus Contract
Purpose of contract	General
Contract start date	01/02/2011
Contract end date	30/11/2020

18/19 Contracted general activity (UDA)	3,000
Carry forward general activity (UDA)	0
18/19 Contracted orthodontic activity (UOA)	0
Carry forward orthodontic activity (UOA)	0
Baseline contract value	£50,831.80

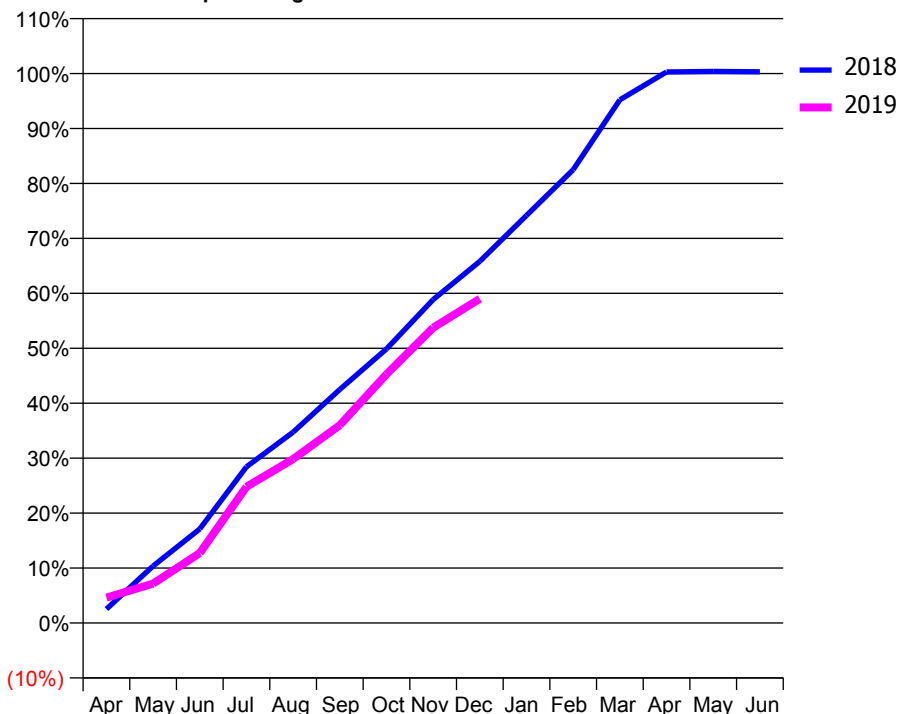
ACCESS*

Patients seen in 24 months	Total	Change since previous quarter
Quarter ending December 2017	1,599	
Quarter ending March 2018	1,586	→
Quarter ending June 2018	1,456	↓
Quarter ending September 2018	1,369	↓
Quarter ending December 2018	1,379	→
Variance since December 2017	(13.8%)	↓



ACTIVITY

Cumulative percentage of contracted UDA delivered 2018 & 2019



Adjusted Scheduled Activity (UDA)

Month	2018	2019
April	76	139
May	311	215
June	513	382
July	853	743
August	1,042	895
September	1,275	1,080
October	1,497	1,358
November	1,766	1,612
December	1,975	1,770
January	2,225	
February	2,475	
March	2,856	
April	3,008	
May	3,011	
June	3,009	

QUALITY

	Quantity	Base Number	Contract	AT	Region	England
% of FP17s for the same patient ID Re-attending within 3 months - Children	4	574	0.7%	9.6%	11.3%	11.8%
% of FP17s for the same patient ID Re-attending within 3 months - Adults	6	843	0.7%	13.9%	15.3%	15.6%
% of FP17s for the same patient ID Re-attending between 3 & 9 months - Children	307	574	53.5%	61.7%	61.1%	58.8%
% of FP17s for the same patient ID Re-attending between 3 & 9 months - Adults	165	843	19.6%	53.0%	52.4%	51.0%
% of FP17s for Band 1 Urgent Courses	26	1,337	1.9%	9.8%	9.5%	9.0%
% of FP17s Relating to Free Repair or Replacements	3	1,337	0.2%	0.6%	0.7%	0.8%
% of FP17s Relating to Continuations	5	1,337	0.4%	0.9%	0.8%	0.9%
% of Patients satisfied with the dentistry they have received	0	0	N/A	93.0%	93.1%	93.2%
% of Patients satisfied with the time they had to wait for an appointment	0	0	N/A	88.0%	87.8%	88.3%

* This is based on patients treated on this contract for their most recent course of treatment. Figures in italics indicate the base number of FP17s or Patient Questionnaire responses are less than 100. N/A is shown where the base number of responses is less than 10 during the period. % is calculated as Quantity/Base number*100

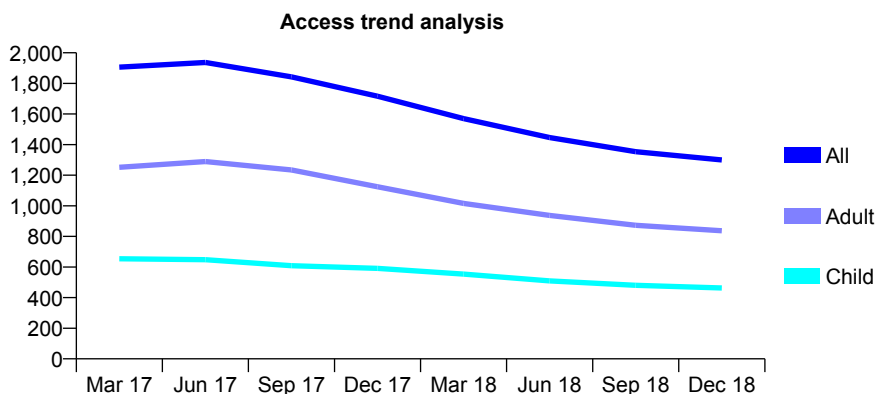
Q70 - Vital Signs At a Glance Contract Report for 147133/0001 - December 2018

Name or company name	Royal Terrace Dental Practice
Contract type name	GDS Contract
Purpose of contract	General
Contract start date	01/04/2015
Contract end date	

18/19 Contracted general activity (UDA)	2,883
Carry forward general activity (UDA)	0
18/19 Contracted orthodontic activity (UOA)	0
Carry forward orthodontic activity (UOA)	0
Baseline contract value	£69,034.99

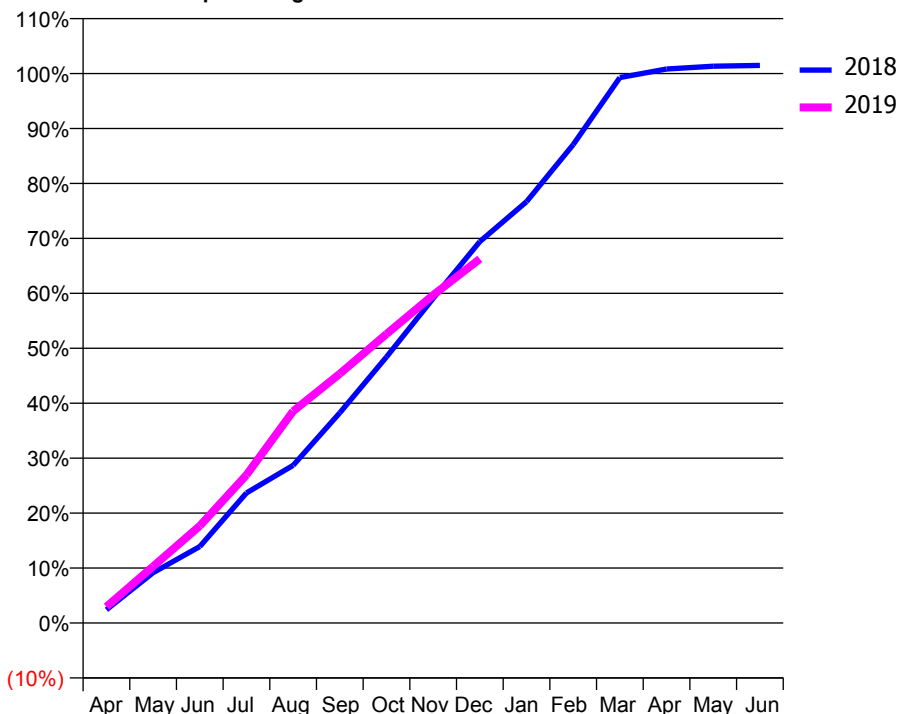
ACCESS*

Patients seen in 24 months	Total	Change since previous quarter
Quarter ending December 2017	1,716	
Quarter ending March 2018	1,570	↓
Quarter ending June 2018	1,446	↓
Quarter ending September 2018	1,354	↓
Quarter ending December 2018	1,300	↓
Variance since December 2017	(24.2%)	↓



ACTIVITY

Cumulative percentage of contracted UDA delivered 2018 & 2019



Month	Adjusted Scheduled Activity (UDA)	
	2018	2019
April	69	86
May	264	297
June	401	510
July	683	777
August	828	1,111
September	1,103	1,308
October	1,396	1,516
November	1,703	1,721
December	2,001	1,910
January	2,210	
February	2,510	
March	2,862	
April	2,906	
May	2,921	
June	2,925	

QUALITY

	Quantity	Base Number	Contract	AT	Region	England
% of FP17s for the same patient ID Re-attending within 3 months - Children	13	374	3.5%	9.6%	11.3%	11.8%
% of FP17s for the same patient ID Re-attending within 3 months - Adults	114	672	17.0%	13.9%	15.3%	15.6%
% of FP17s for the same patient ID Re-attending between 3 & 9 months - Children	155	374	41.4%	61.7%	61.1%	58.8%
% of FP17s for the same patient ID Re-attending between 3 & 9 months - Adults	274	672	40.8%	53.0%	52.4%	51.0%
% of FP17s for Band 1 Urgent Courses	90	1,012	8.9%	9.8%	9.5%	9.0%
% of FP17s Relating to Free Repair or Replacements	20	1,012	2.0%	0.6%	0.7%	0.8%
% of FP17s Relating to Continuations	1	1,012	0.1%	0.9%	0.8%	0.9%
% of Patients satisfied with the dentistry they have received	1	2	N/A	93.0%	93.1%	93.2%
% of Patients satisfied with the time they had to wait for an appointment	2	2	N/A	88.0%	87.8%	88.3%

* This is based on patients treated on this contract for their most recent course of treatment. Figures in italics indicate the base number of FP17s or Patient Questionnaire responses are less than 100. N/A is shown where the base number of responses is less than 10 during the period. % is calculated as Quantity/Base number*100

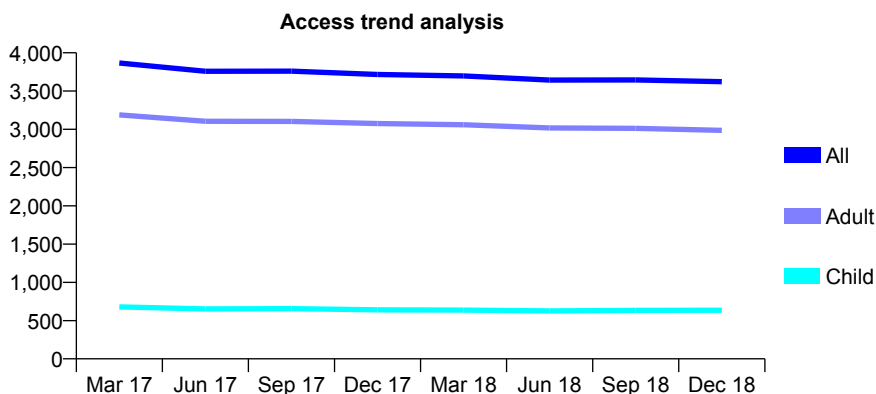
Q70 - Vital Signs At a Glance Contract Report for 147435/0001 - December 2018

Name or company name	Fieldrealm Ltd
Contract type name	GDS Contract
Purpose of contract	General
Contract start date	01/08/2007
Contract end date	

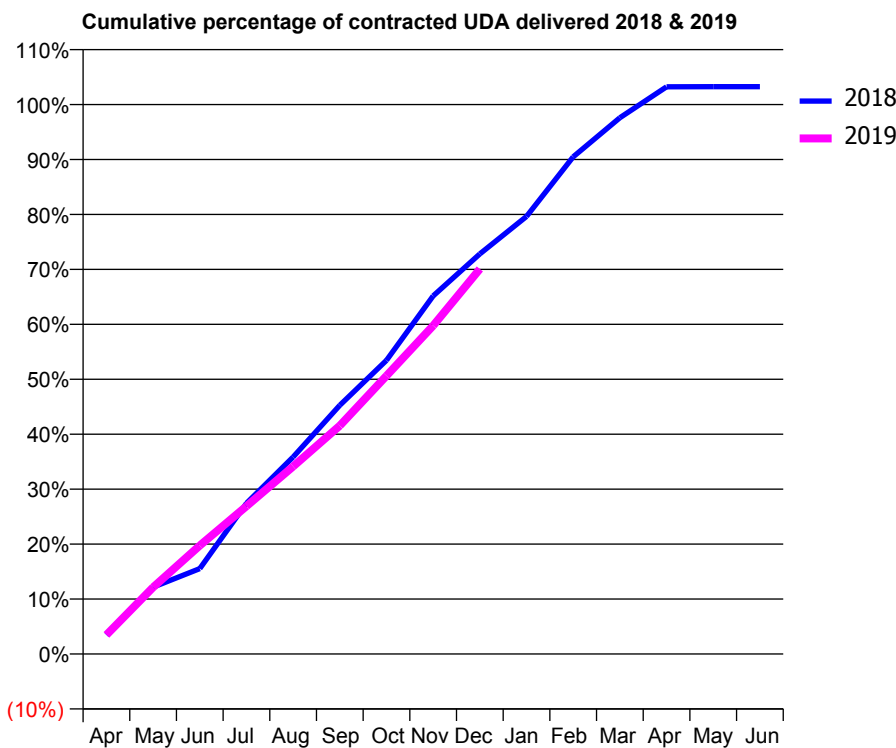
18/19 Contracted general activity (UDA)	13,238
Carry forward general activity (UDA)	0
18/19 Contracted orthodontic activity (UOA)	0
Carry forward orthodontic activity (UOA)	0
Baseline contract value	£296,762.24

ACCESS*

Patients seen in 24 months	Total	Change since previous quarter
Quarter ending December 2017	3,716	
Quarter ending March 2018	3,697	→
Quarter ending June 2018	3,644	↓
Quarter ending September 2018	3,646	→
Quarter ending December 2018	3,622	→
Variance since December 2017	(2.5%)	↓



ACTIVITY



Month	Adjusted Scheduled Activity (UDA)	
	2018	2019
April	459	461
May	1,611	1,608
June	2,056	2,613
July	3,632	3,562
August	4,747	4,518
September	5,993	5,501
October	7,077	6,702
November	8,628	7,912
December	9,638	9,277
January	10,543	
February	11,979	
March	12,917	
April	13,664	
May	13,666	
June	13,666	

QUALITY

	Quantity	Base Number	Contract	AT	Region	England
% of FP17s for the same patient ID Re-attending within 3 months - Children	60	799	7.5%	9.6%	11.3%	11.8%
% of FP17s for the same patient ID Re-attending within 3 months - Adults	455	3,578	12.7%	13.9%	15.3%	15.6%
% of FP17s for the same patient ID Re-attending between 3 & 9 months - Children	545	799	68.2%	61.7%	61.1%	58.8%
% of FP17s for the same patient ID Re-attending between 3 & 9 months - Adults	2,363	3,578	66.0%	53.0%	52.4%	51.0%
% of FP17s for Band 1 Urgent Courses	125	4,080	3.1%	9.8%	9.5%	9.0%
% of FP17s Relating to Free Repair or Replacements	29	4,080	0.7%	0.6%	0.7%	0.8%
% of FP17s Relating to Continuations	33	4,080	0.8%	0.9%	0.8%	0.9%
% of Patients satisfied with the dentistry they have received	3	3	N/A	93.0%	93.1%	93.2%
% of Patients satisfied with the time they had to wait for an appointment	3	3	N/A	88.0%	87.8%	88.3%

* This is based on patients treated on this contract for their most recent course of treatment. Figures in italics indicate the base number of FP17s or Patient Questionnaire responses are less than 100. N/A is shown where the base number of responses is less than 10 during the period. % is calculated as Quantity/Base number*100

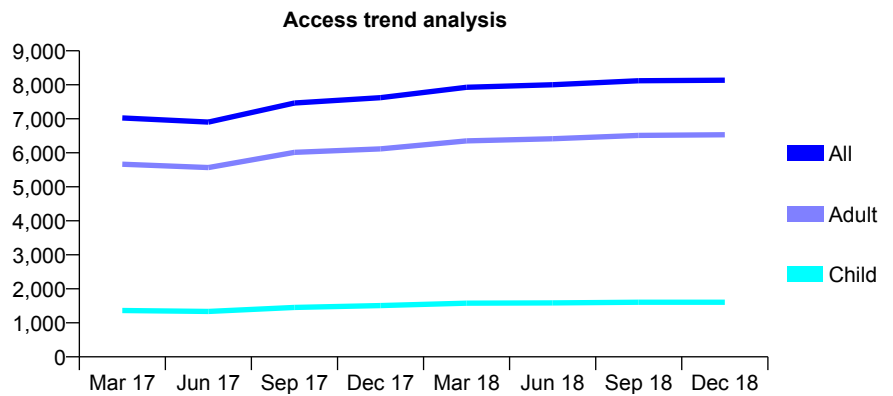
Q70 - Vital Signs At a Glance Contract Report for 149802/0001 - December 2018

Name or company name	Dental Care Centre
Contract type name	GDS Contract
Purpose of contract	General
Contract start date	01/11/2009
Contract end date	

18/19 Contracted general activity (UDA)	23,000
Carry forward general activity (UDA)	1,041
18/19 Contracted orthodontic activity (UOA)	0
Carry forward orthodontic activity (UOA)	0
Baseline contract value	£587,287.99

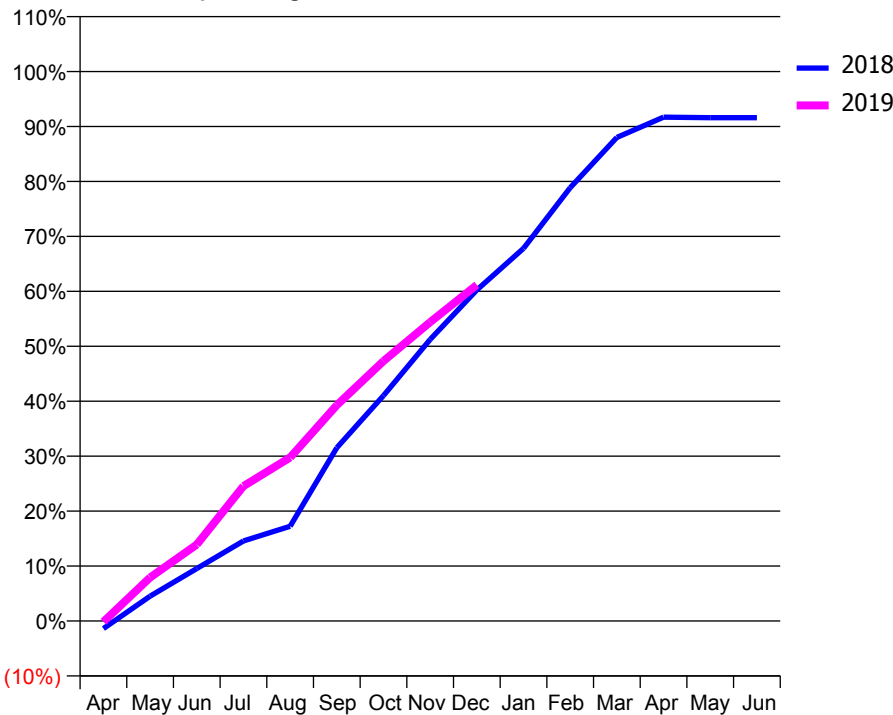
ACCESS*

Patients seen in 24 months	Total	Change since previous quarter
Quarter ending December 2017	7,622	
Quarter ending March 2018	7,928	↑
Quarter ending June 2018	8,001	→
Quarter ending September 2018	8,119	→
Quarter ending December 2018	8,137	→
Variance since December 2017	6.8%	↑



ACTIVITY

Cumulative percentage of contracted UDA delivered 2018 & 2019



Month	Adjusted Scheduled Activity (UDA)	
	2018	2019
April	-320	-35
May	1,042	1,820
June	2,194	3,200
July	3,350	5,644
August	3,967	6,846
September	7,252	9,033
October	9,437	10,881
November	11,785	12,509
December	13,856	14,069
January	15,598	
February	18,136	
March	20,243	
April	21,089	
May	21,065	
June	21,066	

QUALITY

	Quantity	Base Number	Contract	AT	Region	England
% of FP17s for the same patient ID Re-attending within 3 months - Children	50	1,640	3.0%	9.6%	11.3%	11.8%
% of FP17s for the same patient ID Re-attending within 3 months - Adults	497	6,217	8.0%	13.9%	15.3%	15.6%
% of FP17s for the same patient ID Re-attending between 3 & 9 months - Children	1,106	1,640	67.4%	61.7%	61.1%	58.8%
% of FP17s for the same patient ID Re-attending between 3 & 9 months - Adults	3,744	6,217	60.2%	53.0%	52.4%	51.0%
% of FP17s for Band 1 Urgent Courses	428	7,545	5.7%	9.8%	9.5%	9.0%
% of FP17s Relating to Free Repair or Replacements	29	7,545	0.4%	0.6%	0.7%	0.8%
% of FP17s Relating to Continuations	16	7,545	0.2%	0.9%	0.8%	0.9%
% of Patients satisfied with the dentistry they have received	2	2	N/A	93.0%	93.1%	93.2%
% of Patients satisfied with the time they had to wait for an appointment	2	2	N/A	88.0%	87.8%	88.3%

* This is based on patients treated on this contract for their most recent course of treatment. Figures in italics indicate the base number of FP17s or Patient Questionnaire responses are less than 100. N/A is shown where the base number of responses is less than 10 during the period. % is calculated as Quantity/Base number*100

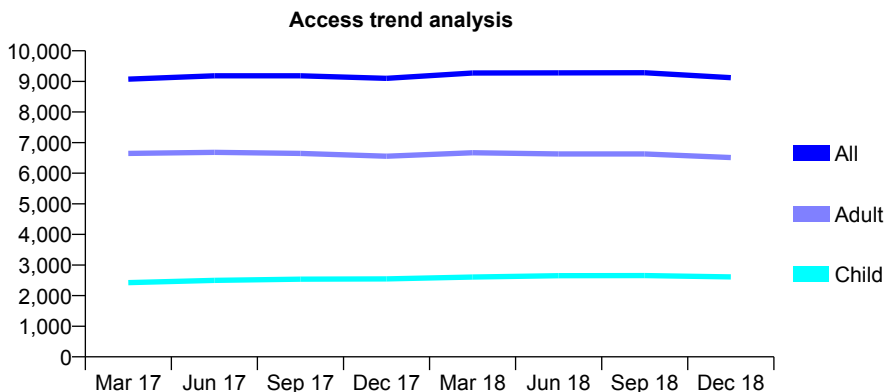
Q70 - Vital Signs At a Glance Contract Report for 149802/0003 - December 2018

Name or company name	Dental Care Centre
Contract type name	GDS Contract
Purpose of contract	General
Contract start date	15/06/2010
Contract end date	

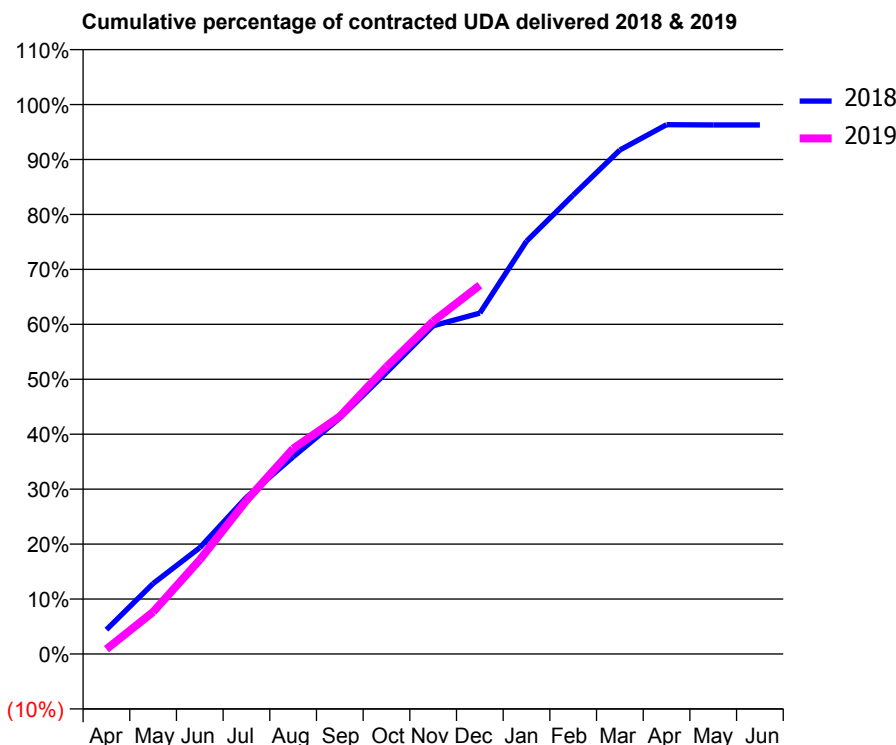
18/19 Contracted general activity (UDA)	23,000
Carry forward general activity (UDA)	856
18/19 Contracted orthodontic activity (UOA)	0
Carry forward orthodontic activity (UOA)	0
Baseline contract value	£591,847.50

ACCESS*

Patients seen in 24 months	Total	Change since previous quarter
Quarter ending December 2017	9,101	
Quarter ending March 2018	9,276	→
Quarter ending June 2018	9,281	→
Quarter ending September 2018	9,284	→
Quarter ending December 2018	9,122	↓
Variance since December 2017	0.2%	→



ACTIVITY



Adjusted Scheduled Activity (UDA)		
Month	2018	2019
April	1,021	204
May	2,949	1,764
June	4,452	3,946
July	6,561	6,429
August	8,254	8,596
September	9,876	9,944
October	11,786	12,019
November	13,740	13,928
December	14,268	15,435
January	17,276	
February	19,208	
March	21,095	
April	22,156	
May	22,146	
June	22,144	

QUALITY

	Quantity	Base Number	Contract	AT	Region	England
% of FP17s for the same patient ID Re-attending within 3 months - Children	205	2,860	7.2%	9.6%	11.3%	11.8%
% of FP17s for the same patient ID Re-attending within 3 months - Adults	862	6,660	12.9%	13.9%	15.3%	15.6%
% of FP17s for the same patient ID Re-attending between 3 & 9 months - Children	1,846	2,860	64.5%	61.7%	61.1%	58.8%
% of FP17s for the same patient ID Re-attending between 3 & 9 months - Adults	3,843	6,660	57.7%	53.0%	52.4%	51.0%
% of FP17s for Band 1 Urgent Courses	661	8,987	7.4%	9.8%	9.5%	9.0%
% of FP17s Relating to Free Repair or Replacements	74	8,987	0.8%	0.6%	0.7%	0.8%
% of FP17s Relating to Continuations	42	8,987	0.5%	0.9%	0.8%	0.9%
% of Patients satisfied with the dentistry they have received	4	4	N/A	93.0%	93.1%	93.2%
% of Patients satisfied with the time they had to wait for an appointment	4	4	N/A	88.0%	87.8%	88.3%

* This is based on patients treated on this contract for their most recent course of treatment. Figures in italics indicate the base number of FP17s or Patient Questionnaire responses are less than 100. N/A is shown where the base number of responses is less than 10 during the period. % is calculated as Quantity/Base number*100

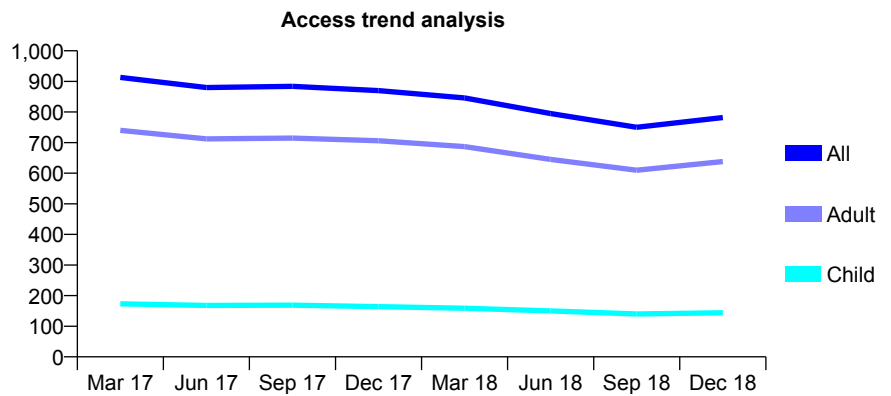
Q70 - Vital Signs At a Glance Contract Report for 151041/0001 - December 2018

Name or company name	Dr Sravan Arcot
Contract type name	GDS Contract
Purpose of contract	General
Contract start date	05/12/2014
Contract end date	

18/19 Contracted general activity (UDA)	3,587
Carry forward general activity (UDA)	0
18/19 Contracted orthodontic activity (UOA)	0
Carry forward orthodontic activity (UOA)	0
Baseline contract value	£105,511.16

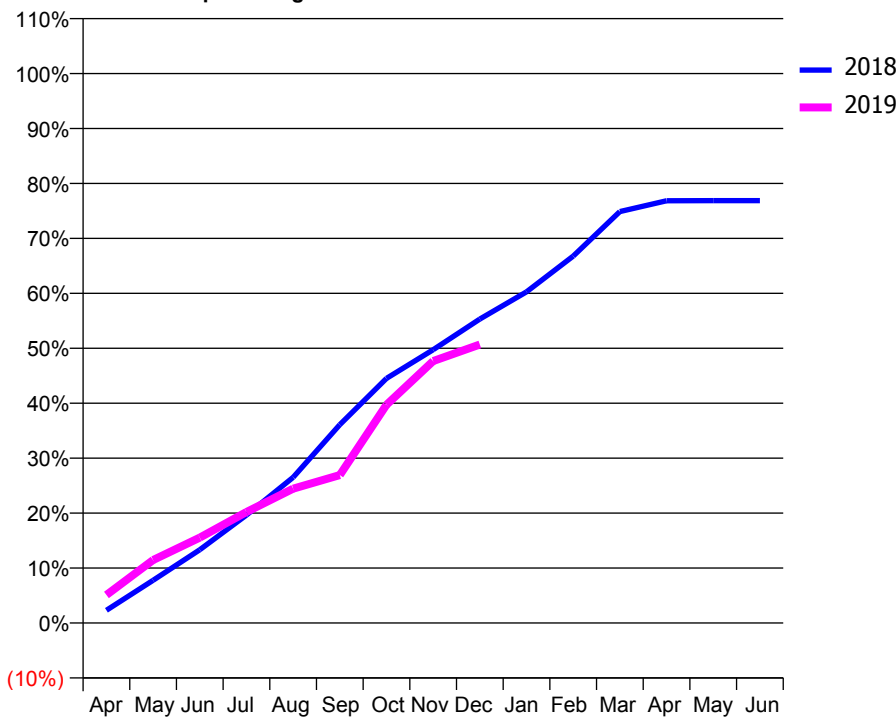
ACCESS*

Patients seen in 24 months	Total	Change since previous quarter
Quarter ending December 2017	870	
Quarter ending March 2018	846	↓
Quarter ending June 2018	795	↓
Quarter ending September 2018	750	↓
Quarter ending December 2018	782	↑
Variance since December 2017	(10.1%)	↓



ACTIVITY

Cumulative percentage of contracted UDA delivered 2018 & 2019



Month	Adjusted Scheduled Activity (UDA)	
	2018	2019
April	83	183
May	279	411
June	479	558
July	705	724
August	951	877
September	1,295	965
October	1,597	1,424
November	1,784	1,710
December	1,984	1,818
January	2,162	
February	2,395	
March	2,685	
April	2,756	
May	2,758	
June	2,758	

QUALITY

	Quantity	Base Number	Contract	AT	Region	England
% of FP17s for the same patient ID Re-attending within 3 months - Children	6	138	4.3%	9.6%	11.3%	11.8%
% of FP17s for the same patient ID Re-attending within 3 months - Adults	131	678	19.3%	13.9%	15.3%	15.6%
% of FP17s for the same patient ID Re-attending between 3 & 9 months - Children	94	138	68.1%	61.7%	61.1%	58.8%
% of FP17s for the same patient ID Re-attending between 3 & 9 months - Adults	288	678	42.5%	53.0%	52.4%	51.0%
% of FP17s for Band 1 Urgent Courses	95	781	12.2%	9.8%	9.5%	9.0%
% of FP17s Relating to Free Repair or Replacements	26	781	3.3%	0.6%	0.7%	0.8%
% of FP17s Relating to Continuations	2	781	0.3%	0.9%	0.8%	0.9%
% of Patients satisfied with the dentistry they have received	0	0	N/A	93.0%	93.1%	93.2%
% of Patients satisfied with the time they had to wait for an appointment	0	0	N/A	88.0%	87.8%	88.3%

* This is based on patients treated on this contract for their most recent course of treatment. Figures in italics indicate the base number of FP17s or Patient Questionnaire responses are less than 100. N/A is shown where the base number of responses is less than 10 during the period. % is calculated as Quantity/Base number*100

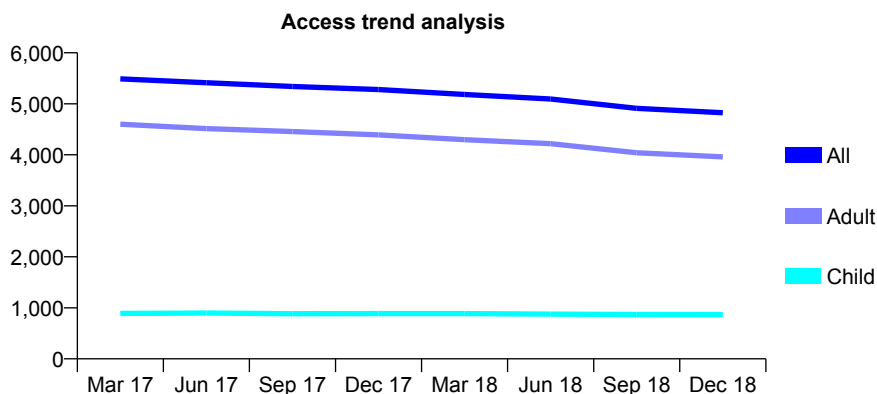
Q70 - Vital Signs At a Glance Contract Report for 155020/0001 - December 2018

Name or company name	Old Christchurch Road Partnership
Contract type name	GDS Contract
Purpose of contract	General
Contract start date	01/04/2006
Contract end date	

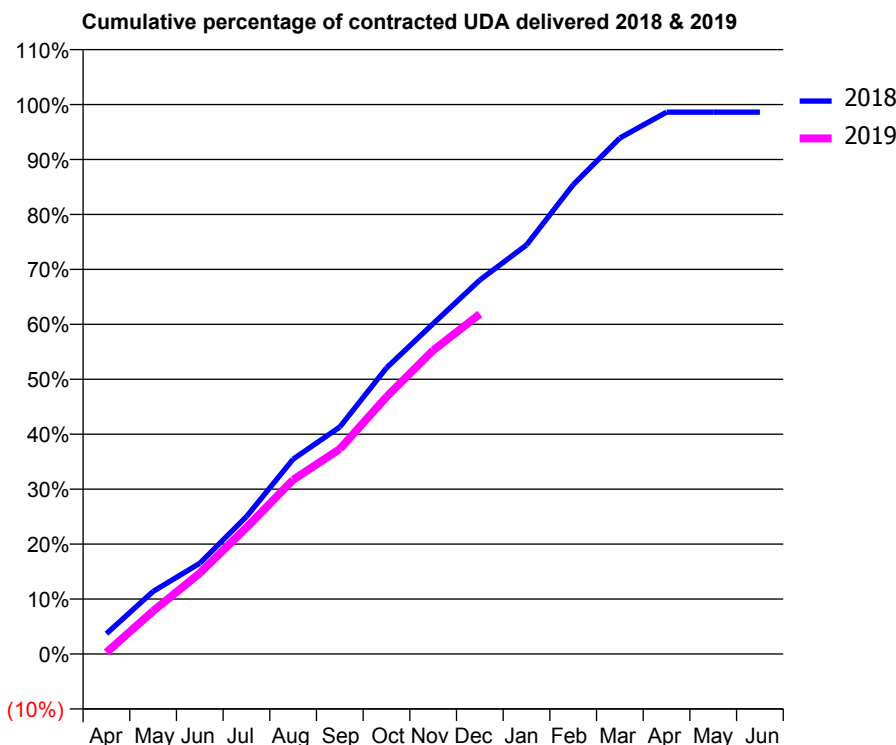
18/19 Contracted general activity (UDA)	15,383
Carry forward general activity (UDA)	212
18/19 Contracted orthodontic activity (UOA)	0
Carry forward orthodontic activity (UOA)	0
Baseline contract value	£470,267.07

ACCESS*

Patients seen in 24 months	Total	Change since previous quarter
Quarter ending December 2017	5,279	
Quarter ending March 2018	5,184	↓
Quarter ending June 2018	5,093	↓
Quarter ending September 2018	4,910	↓
Quarter ending December 2018	4,825	↓
Variance since December 2017	(8.6%)	↓



ACTIVITY



Month	Adjusted Scheduled Activity (UDA)	
	2018	2019
April	571	44
May	1,753	1,204
June	2,539	2,263
July	3,848	3,543
August	5,454	4,879
September	6,356	5,738
October	8,009	7,201
November	9,247	8,502
December	10,468	9,518
January	11,451	
February	13,138	
March	14,446	
April	15,169	
May	15,170	
June	15,170	

QUALITY

	Quantity	Base Number	Contract	AT	Region	England
% of FP17s for the same patient ID Re-attending within 3 months - Children	57	905	6.3%	9.6%	11.3%	11.8%
% of FP17s for the same patient ID Re-attending within 3 months - Adults	438	3,515	12.5%	13.9%	15.3%	15.6%
% of FP17s for the same patient ID Re-attending between 3 & 9 months - Children	531	905	58.7%	61.7%	61.1%	58.8%
% of FP17s for the same patient ID Re-attending between 3 & 9 months - Adults	1,920	3,515	54.6%	53.0%	52.4%	51.0%
% of FP17s for Band 1 Urgent Courses	292	4,191	7.0%	9.8%	9.5%	9.0%
% of FP17s Relating to Free Repair or Replacements	38	4,191	0.9%	0.6%	0.7%	0.8%
% of FP17s Relating to Continuations	62	4,191	1.5%	0.9%	0.8%	0.9%
% of Patients satisfied with the dentistry they have received	2	2	N/A	93.0%	93.1%	93.2%
% of Patients satisfied with the time they had to wait for an appointment	2	2	N/A	88.0%	87.8%	88.3%

* This is based on patients treated on this contract for their most recent course of treatment. Figures in italics indicate the base number of FP17s or Patient Questionnaire responses are less than 100. N/A is shown where the base number of responses is less than 10 during the period. % is calculated as Quantity/Base number*100

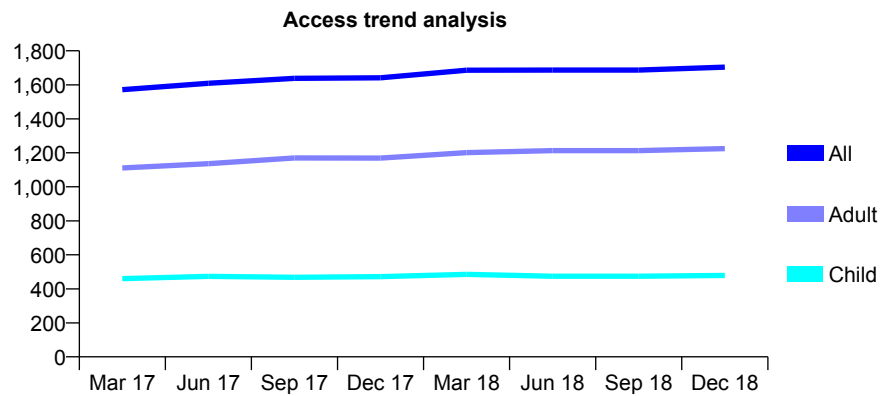
Q70 - Vital Signs At a Glance Contract Report for 156884/0001 - December 2018

Name or company name	West End Smile Center Ltd
Contract type name	GDS Contract
Purpose of contract	General
Contract start date	01/11/2015
Contract end date	

18/19 Contracted general activity (UDA)	4,828
Carry forward general activity (UDA)	185
18/19 Contracted orthodontic activity (UOA)	0
Carry forward orthodontic activity (UOA)	0
Baseline contract value	£118,818.86

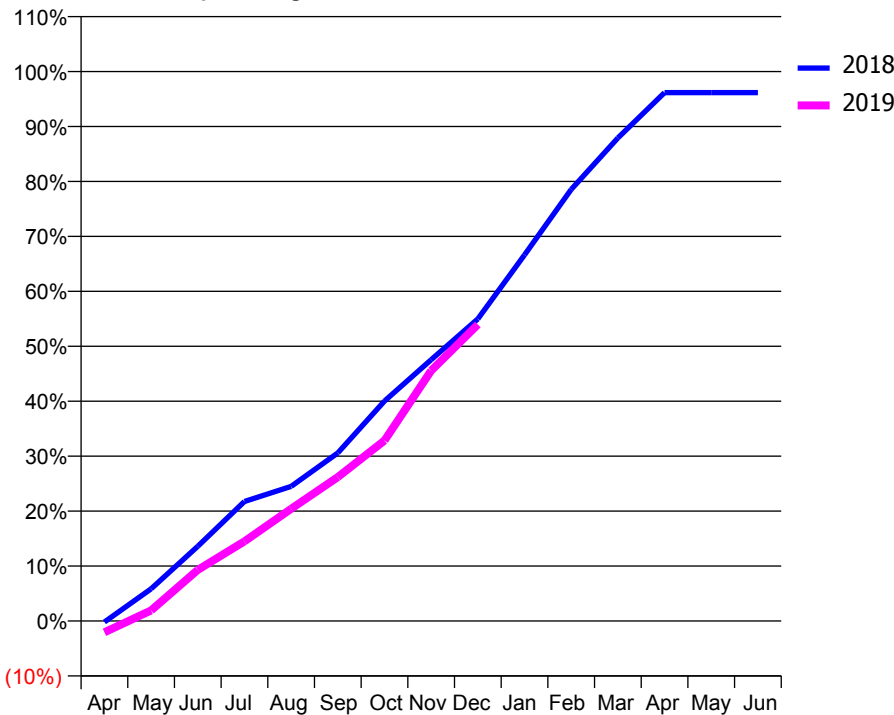
ACCESS*

Patients seen in 24 months	Total	Change since previous quarter
Quarter ending December 2017	1,641	
Quarter ending March 2018	1,686	↑
Quarter ending June 2018	1,687	→
Quarter ending September 2018	1,687	→
Quarter ending December 2018	1,704	→
Variance since December 2017	3.8%	↑



ACTIVITY

Cumulative percentage of contracted UDA delivered 2018 & 2019



Month	Adjusted Scheduled Activity (UDA)	
	2018	2019
April	-10	-100
May	283	93
June	656	449
July	1,050	700
August	1,183	986
September	1,477	1,264
October	1,932	1,586
November	2,296	2,199
December	2,655	2,605
January	3,217	
February	3,792	
March	4,245	
April	4,642	
May	4,643	
June	4,643	

QUALITY

	Quantity	Base Number	Contract	AT	Region	England
% of FP17s for the same patient ID Re-attending within 3 months - Children	18	534	3.4%	9.6%	11.3%	11.8%
% of FP17s for the same patient ID Re-attending within 3 months - Adults	92	1,094	8.4%	13.9%	15.3%	15.6%
% of FP17s for the same patient ID Re-attending between 3 & 9 months - Children	333	534	62.4%	61.7%	61.1%	58.8%
% of FP17s for the same patient ID Re-attending between 3 & 9 months - Adults	390	1,094	35.6%	53.0%	52.4%	51.0%
% of FP17s for Band 1 Urgent Courses	63	1,440	4.4%	9.8%	9.5%	9.0%
% of FP17s Relating to Free Repair or Replacements	3	1,440	0.2%	0.6%	0.7%	0.8%
% of FP17s Relating to Continuations	3	1,440	0.2%	0.9%	0.8%	0.9%
% of Patients satisfied with the dentistry they have received	9	9	N/A	93.0%	93.1%	93.2%
% of Patients satisfied with the time they had to wait for an appointment	9	9	N/A	88.0%	87.8%	88.3%

* This is based on patients treated on this contract for their most recent course of treatment. Figures in italics indicate the base number of FP17s or Patient Questionnaire responses are less than 100. N/A is shown where the base number of responses is less than 10 during the period. % is calculated as Quantity/Base number*100

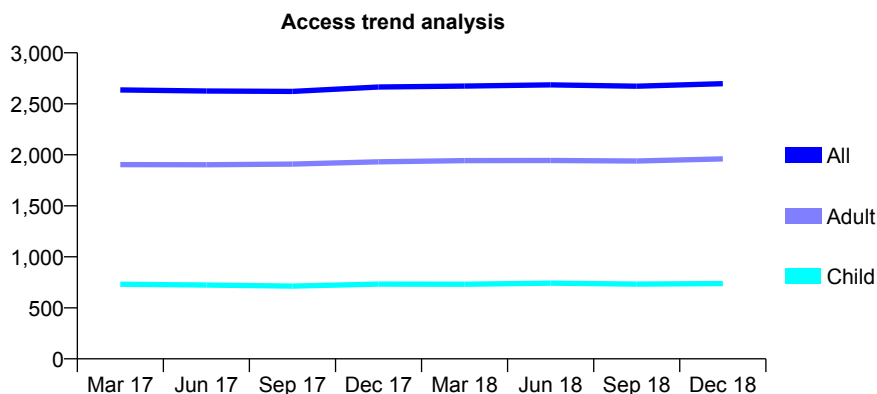
Q70 - Vital Signs At a Glance Contract Report for 158720/0001 - December 2018

Name or company name	The Link Dental Surgery Partnership
Contract type name	GDS Contract
Purpose of contract	General
Contract start date	13/04/2009
Contract end date	

18/19 Contracted general activity (UDA)	7,168
Carry forward general activity (UDA)	0
18/19 Contracted orthodontic activity (UOA)	0
Carry forward orthodontic activity (UOA)	0
Baseline contract value	£248,729.12

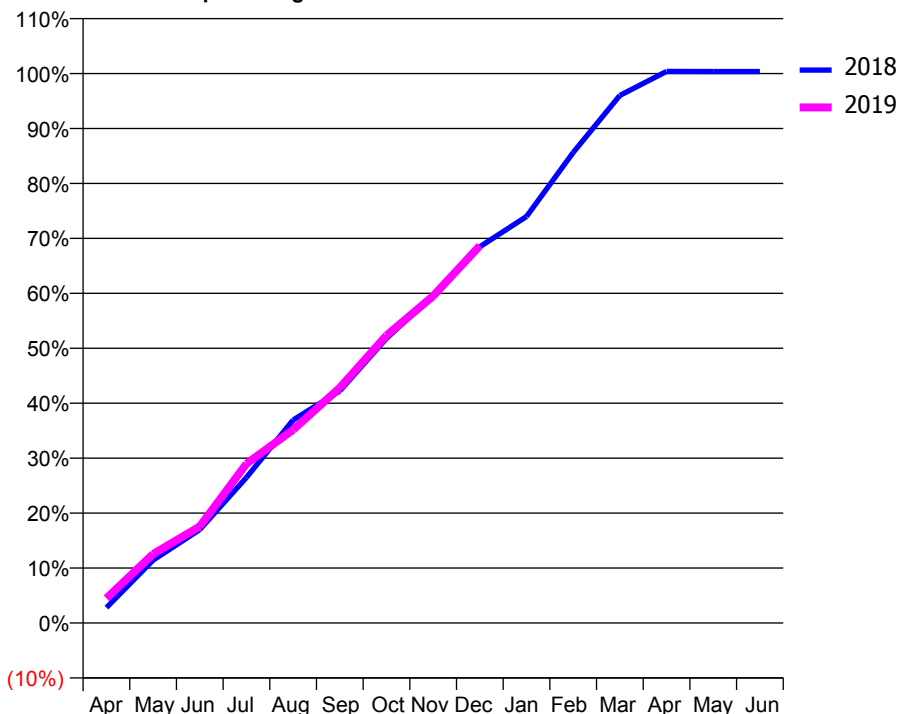
ACCESS*

Patients seen in 24 months	Total	Change since previous quarter
Quarter ending December 2017	2,665	
Quarter ending March 2018	2,674	→
Quarter ending June 2018	2,686	→
Quarter ending September 2018	2,672	→
Quarter ending December 2018	2,698	→
Variance since December 2017	1.2%	→



ACTIVITY

Cumulative percentage of contracted UDA delivered 2018 & 2019



Month	Adjusted Scheduled Activity (UDA)	
	2018	2019
April	201	322
May	820	900
June	1,219	1,261
July	1,898	2,077
August	2,648	2,521
September	3,028	3,069
October	3,713	3,752
November	4,274	4,267
December	4,908	4,922
January	5,303	
February	6,137	
March	6,881	
April	7,196	
May	7,194	
June	7,194	

QUALITY

	Quantity	Base Number	Contract	AT	Region	England
% of FP17s for the same patient ID Re-attending within 3 months - Children	31	727	4.3%	9.6%	11.3%	11.8%
% of FP17s for the same patient ID Re-attending within 3 months - Adults	251	1,861	13.5%	13.9%	15.3%	15.6%
% of FP17s for the same patient ID Re-attending between 3 & 9 months - Children	444	727	61.1%	61.7%	61.1%	58.8%
% of FP17s for the same patient ID Re-attending between 3 & 9 months - Adults	987	1,861	53.0%	53.0%	52.4%	51.0%
% of FP17s for Band 1 Urgent Courses	209	2,435	8.6%	9.8%	9.5%	9.0%
% of FP17s Relating to Free Repair or Replacements	6	2,435	0.2%	0.6%	0.7%	0.8%
% of FP17s Relating to Continuations	23	2,435	0.9%	0.9%	0.8%	0.9%
% of Patients satisfied with the dentistry they have received	0	0	N/A	93.0%	93.1%	93.2%
% of Patients satisfied with the time they had to wait for an appointment	0	0	N/A	88.0%	87.8%	88.3%

* This is based on patients treated on this contract for their most recent course of treatment. Figures in italics indicate the base number of FP17s or Patient Questionnaire responses are less than 100. N/A is shown where the base number of responses is less than 10 during the period. % is calculated as Quantity/Base number*100

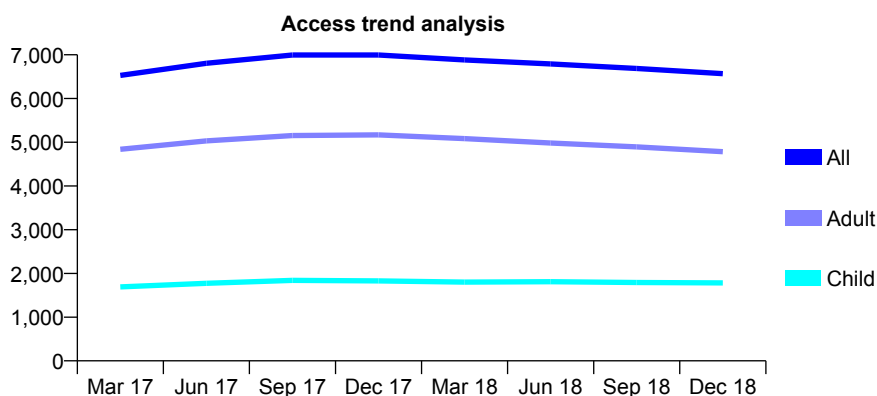
Q70 - Vital Signs At a Glance Contract Report for 159360/0001 - December 2018

Name or company name	Smile4life Ltd
Contract type name	GDS Contract
Purpose of contract	General
Contract start date	01/12/2010
Contract end date	

18/19 Contracted general activity (UDA)	16,230
Carry forward general activity (UDA)	0
18/19 Contracted orthodontic activity (UOA)	0
Carry forward orthodontic activity (UOA)	0
Baseline contract value	£435,096.77

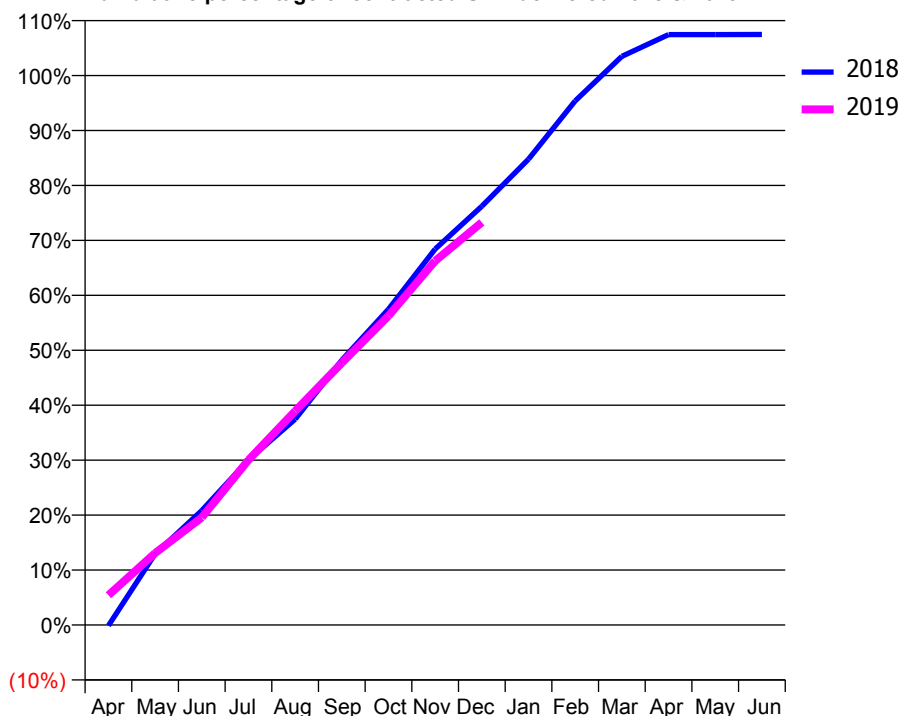
ACCESS*

Patients seen in 24 months	Total	Change since previous quarter
Quarter ending December 2017	6,996	
Quarter ending March 2018	6,884	↓
Quarter ending June 2018	6,790	↓
Quarter ending September 2018	6,687	↓
Quarter ending December 2018	6,567	↓
Variance since December 2017	(6.1%)	↓



ACTIVITY

Cumulative percentage of contracted UDA delivered 2018 & 2019



Adjusted Scheduled Activity (UDA)

Month	2018	2019
April	-20	881
May	2,101	2,124
June	3,380	3,177
July	4,877	4,873
August	6,078	6,321
September	7,822	7,742
October	9,330	9,131
November	11,105	10,755
December	12,370	11,894
January	13,760	
February	15,481	
March	16,797	
April	17,437	
May	17,436	
June	17,440	

QUALITY

	Quantity	Base Number	Contract	AT	Region	England
% of FP17s for the same patient ID Re-attending within 3 months - Children	130	2,189	5.9%	9.6%	11.3%	11.8%
% of FP17s for the same patient ID Re-attending within 3 months - Adults	718	5,367	13.4%	13.9%	15.3%	15.6%
% of FP17s for the same patient ID Re-attending between 3 & 9 months - Children	1,556	2,189	71.1%	61.7%	61.1%	58.8%
% of FP17s for the same patient ID Re-attending between 3 & 9 months - Adults	3,484	5,367	64.9%	53.0%	52.4%	51.0%
% of FP17s for Band 1 Urgent Courses	664	7,193	9.2%	9.8%	9.5%	9.0%
% of FP17s Relating to Free Repair or Replacements	47	7,193	0.7%	0.6%	0.7%	0.8%
% of FP17s Relating to Continuations	24	7,193	0.3%	0.9%	0.8%	0.9%
% of Patients satisfied with the dentistry they have received	3	3	N/A	93.0%	93.1%	93.2%
% of Patients satisfied with the time they had to wait for an appointment	2	3	N/A	88.0%	87.8%	88.3%

* This is based on patients treated on this contract for their most recent course of treatment. Figures in italics indicate the base number of FP17s or Patient Questionnaire responses are less than 100. N/A is shown where the base number of responses is less than 10 during the period. % is calculated as Quantity/Base number*100

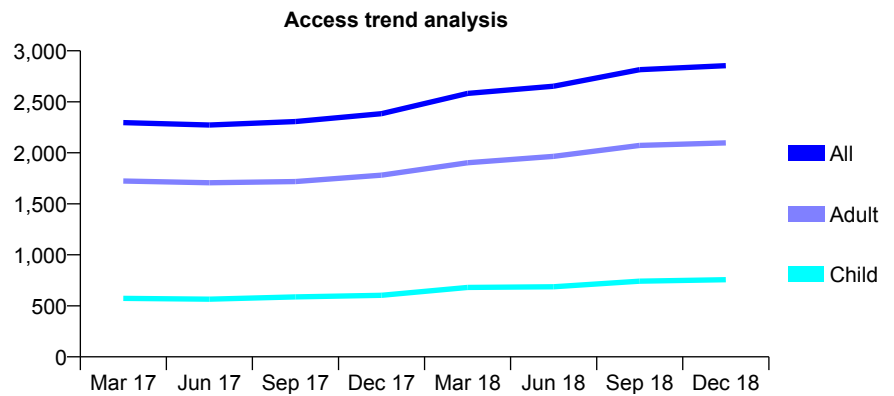
Q70 - Vital Signs At a Glance Contract Report for 160326/0002 - December 2018

Name or company name	Burridge Dental Practice Ltd
Contract type name	GDS Contract
Purpose of contract	General
Contract start date	02/01/2012
Contract end date	

18/19 Contracted general activity (UDA)	6,100
Carry forward general activity (UDA)	0
18/19 Contracted orthodontic activity (UOA)	0
Carry forward orthodontic activity (UOA)	0
Baseline contract value	£156,453.17

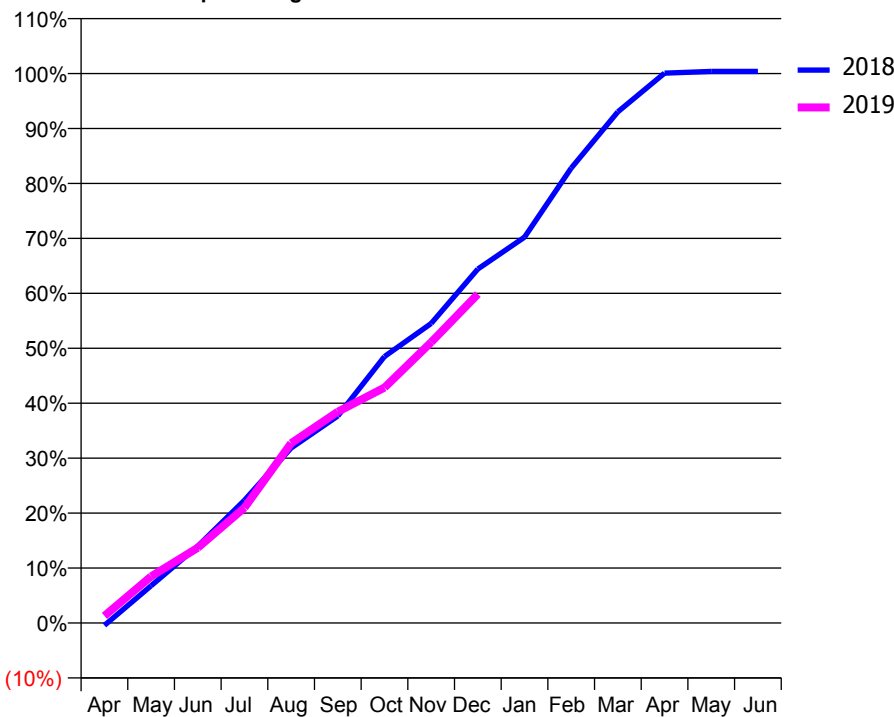
ACCESS*

Patients seen in 24 months	Total	Change since previous quarter
Quarter ending December 2017	2,384	
Quarter ending March 2018	2,583	↑
Quarter ending June 2018	2,653	↑
Quarter ending September 2018	2,815	↑
Quarter ending December 2018	2,854	→
Variance since December 2017	19.7%	↑



ACTIVITY

Cumulative percentage of contracted UDA delivered 2018 & 2019



Month	Adjusted Scheduled Activity (UDA)	
	2018	2019
April	-28	79
May	413	517
June	854	836
July	1,362	1,280
August	1,943	1,996
September	2,298	2,346
October	2,958	2,613
November	3,326	3,116
December	3,929	3,651
January	4,283	
February	5,049	
March	5,674	
April	6,104	
May	6,123	
June	6,123	

QUALITY

	Quantity	Base Number	Contract	AT	Region	England
% of FP17s for the same patient ID Re-attending within 3 months - Children	71	922	7.7%	9.6%	11.3%	11.8%
% of FP17s for the same patient ID Re-attending within 3 months - Adults	253	2,243	11.3%	13.9%	15.3%	15.6%
% of FP17s for the same patient ID Re-attending between 3 & 9 months - Children	603	922	65.4%	61.7%	61.1%	58.8%
% of FP17s for the same patient ID Re-attending between 3 & 9 months - Adults	1,329	2,243	59.3%	53.0%	52.4%	51.0%
% of FP17s for Band 1 Urgent Courses	173	2,371	7.3%	9.8%	9.5%	9.0%
% of FP17s Relating to Free Repair or Replacements	6	2,371	0.3%	0.6%	0.7%	0.8%
% of FP17s Relating to Continuations	24	2,371	1.0%	0.9%	0.8%	0.9%
% of Patients satisfied with the dentistry they have received	3	3	N/A	93.0%	93.1%	93.2%
% of Patients satisfied with the time they had to wait for an appointment	3	3	N/A	88.0%	87.8%	88.3%

* This is based on patients treated on this contract for their most recent course of treatment. Figures in italics indicate the base number of FP17s or Patient Questionnaire responses are less than 100. N/A is shown where the base number of responses is less than 10 during the period. % is calculated as Quantity/Base number*100

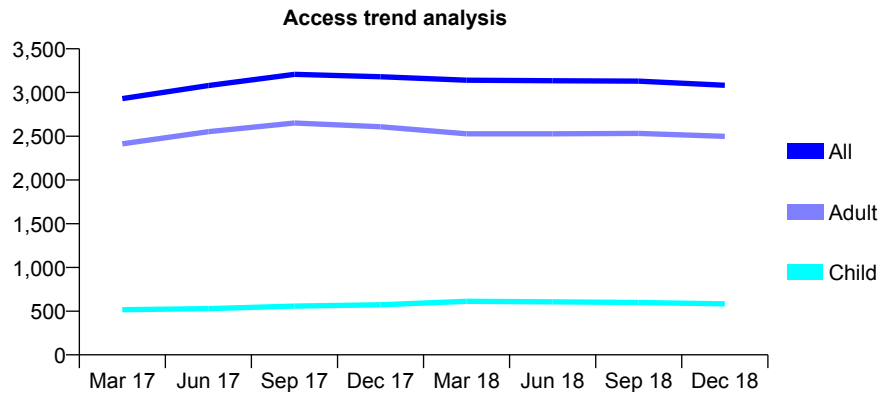
Q70 - Vital Signs At a Glance Contract Report for 161888/0001 - December 2018

Name or company name	Hamid Alavi
Contract type name	GDS Contract
Purpose of contract	General
Contract start date	01/11/2015
Contract end date	

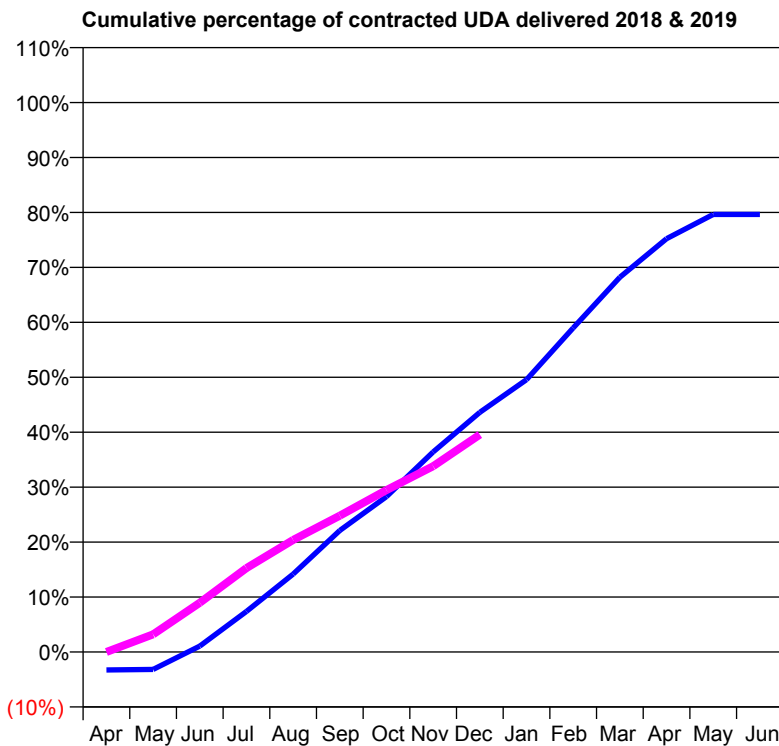
18/19 Contracted general activity (UDA)	13,137
Carry forward general activity (UDA)	0
18/19 Contracted orthodontic activity (UOA)	0
Carry forward orthodontic activity (UOA)	0
Baseline contract value	£297,353.34

ACCESS*

Patients seen in 24 months	Total	Change since previous quarter
Quarter ending December 2017	3,181	
Quarter ending March 2018	3,141	↓
Quarter ending June 2018	3,134	→
Quarter ending September 2018	3,130	→
Quarter ending December 2018	3,083	↓
Variance since December 2017	(3.1%)	↓



ACTIVITY



Month	Adjusted Scheduled Activity (UDA)	
	2018	2019
April	-431	0
May	-419	422
June	141	1,177
July	970	2,005
August	1,864	2,679
September	2,905	3,261
October	3,715	3,871
November	4,785	4,442
December	5,731	5,197
January	6,511	
February	7,748	
March	8,960	
April	9,881	
May	10,462	
June	10,462	

QUALITY

	Quantity	Base Number	Contract	AT	Region	England
% of FP17s for the same patient ID Re-attending within 3 months - Children	62	450	13.8%	9.6%	11.3%	11.8%
% of FP17s for the same patient ID Re-attending within 3 months - Adults	283	2,171	13.0%	13.9%	15.3%	15.6%
% of FP17s for the same patient ID Re-attending between 3 & 9 months - Children	233	450	51.8%	61.7%	61.1%	58.8%
% of FP17s for the same patient ID Re-attending between 3 & 9 months - Adults	1,084	2,171	49.9%	53.0%	52.4%	51.0%
% of FP17s for Band 1 Urgent Courses	210	2,080	10.1%	9.8%	9.5%	9.0%
% of FP17s Relating to Free Repair or Replacements	8	2,080	0.4%	0.6%	0.7%	0.8%
% of FP17s Relating to Continuations	12	2,080	0.6%	0.9%	0.8%	0.9%
% of Patients satisfied with the dentistry they have received	1	1	N/A	93.0%	93.1%	93.2%
% of Patients satisfied with the time they had to wait for an appointment	1	1	N/A	88.0%	87.8%	88.3%

* This is based on patients treated on this contract for their most recent course of treatment. Figures in italics indicate the base number of FP17s or Patient Questionnaire responses are less than 100. N/A is shown where the base number of responses is less than 10 during the period. % is calculated as Quantity/Base number*100

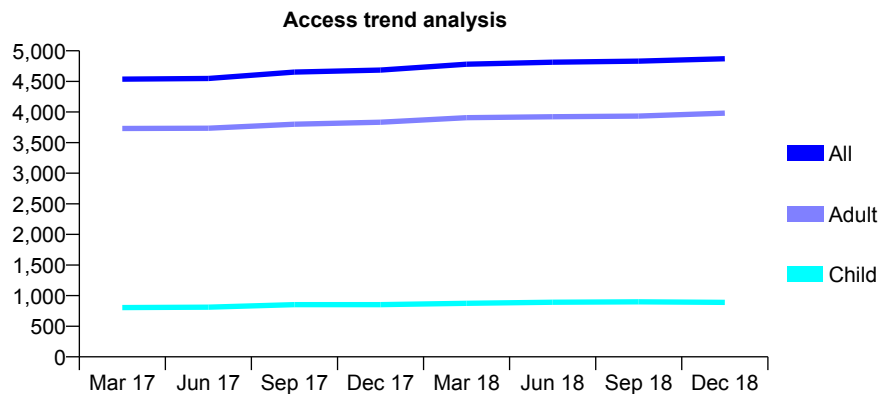
Q70 - Vital Signs At a Glance Contract Report for 163295/0001 - December 2018

Name or company name	Chequers Dental Partnership
Contract type name	GDS Contract
Purpose of contract	General
Contract start date	01/04/2009
Contract end date	

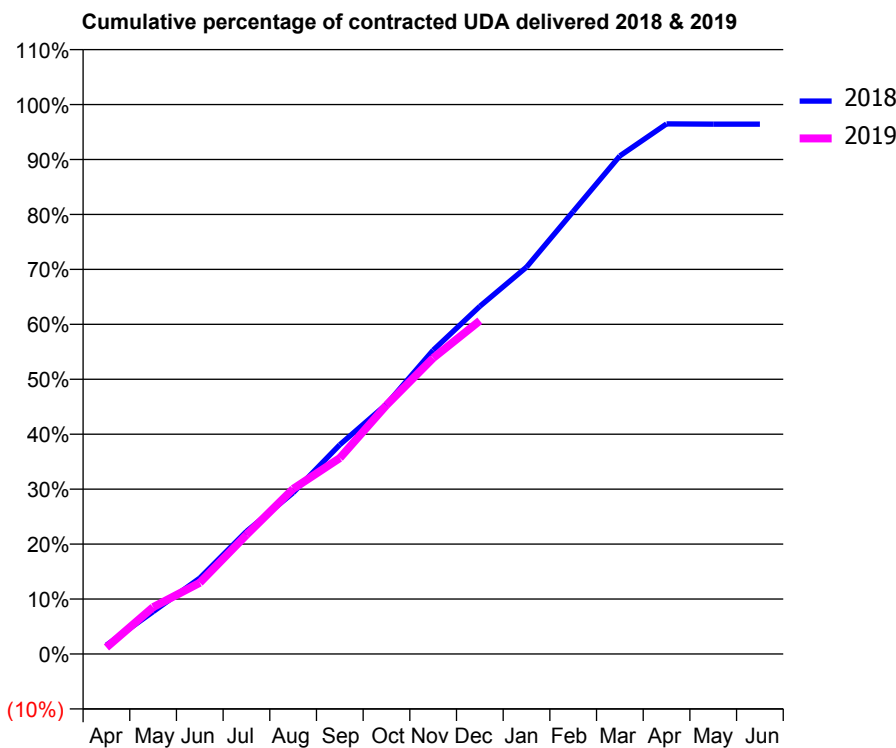
18/19 Contracted general activity (UDA)	16,000
Carry forward general activity (UDA)	573
18/19 Contracted orthodontic activity (UOA)	0
Carry forward orthodontic activity (UOA)	0
Baseline contract value	£421,333.70

ACCESS*

Patients seen in 24 months	Total	Change since previous quarter
Quarter ending December 2017	4,686	
Quarter ending March 2018	4,782	↑
Quarter ending June 2018	4,814	→
Quarter ending September 2018	4,832	→
Quarter ending December 2018	4,871	→
Variance since December 2017	3.9%	↑



ACTIVITY



Month	Adjusted Scheduled Activity (UDA)	
	2018	2019
April	258	191
May	1,231	1,363
June	2,213	2,076
July	3,568	3,469
August	4,696	4,808
September	6,094	5,705
October	7,275	7,246
November	8,846	8,618
December	10,123	9,705
January	11,265	
February	12,885	
March	14,502	
April	15,436	
May	15,427	
June	15,427	

QUALITY

	Quantity	Base Number	Contract	AT	Region	England
% of FP17s for the same patient ID Re-attending within 3 months - Children	60	1,040	5.8%	9.6%	11.3%	11.8%
% of FP17s for the same patient ID Re-attending within 3 months - Adults	538	4,159	12.9%	13.9%	15.3%	15.6%
% of FP17s for the same patient ID Re-attending between 3 & 9 months - Children	625	1,040	60.1%	61.7%	61.1%	58.8%
% of FP17s for the same patient ID Re-attending between 3 & 9 months - Adults	2,162	4,159	52.0%	53.0%	52.4%	51.0%
% of FP17s for Band 1 Urgent Courses	435	4,907	8.9%	9.8%	9.5%	9.0%
% of FP17s Relating to Free Repair or Replacements	58	4,907	1.2%	0.6%	0.7%	0.8%
% of FP17s Relating to Continuations	26	4,907	0.5%	0.9%	0.8%	0.9%
% of Patients satisfied with the dentistry they have received	2	2	N/A	93.0%	93.1%	93.2%
% of Patients satisfied with the time they had to wait for an appointment	2	2	N/A	88.0%	87.8%	88.3%

* This is based on patients treated on this contract for their most recent course of treatment. Figures in italics indicate the base number of FP17s or Patient Questionnaire responses are less than 100. N/A is shown where the base number of responses is less than 10 during the period. % is calculated as Quantity/Base number*100

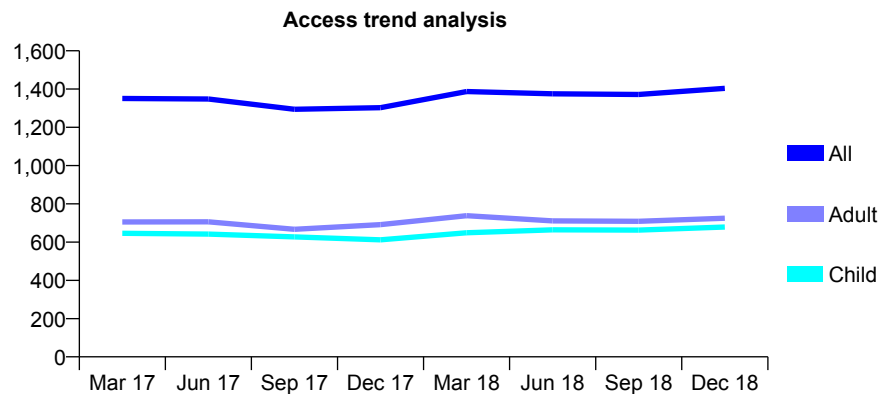
Q70 - Vital Signs At a Glance Contract Report for 163376/0001 - December 2018

Name or company name	Northbourne Dental Partners
Contract type name	GDS Contract
Purpose of contract	General
Contract start date	01/09/2014
Contract end date	

18/19 Contracted general activity (UDA)	4,002
Carry forward general activity (UDA)	12
18/19 Contracted orthodontic activity (UOA)	0
Carry forward orthodontic activity (UOA)	0
Baseline contract value	£110,109.51

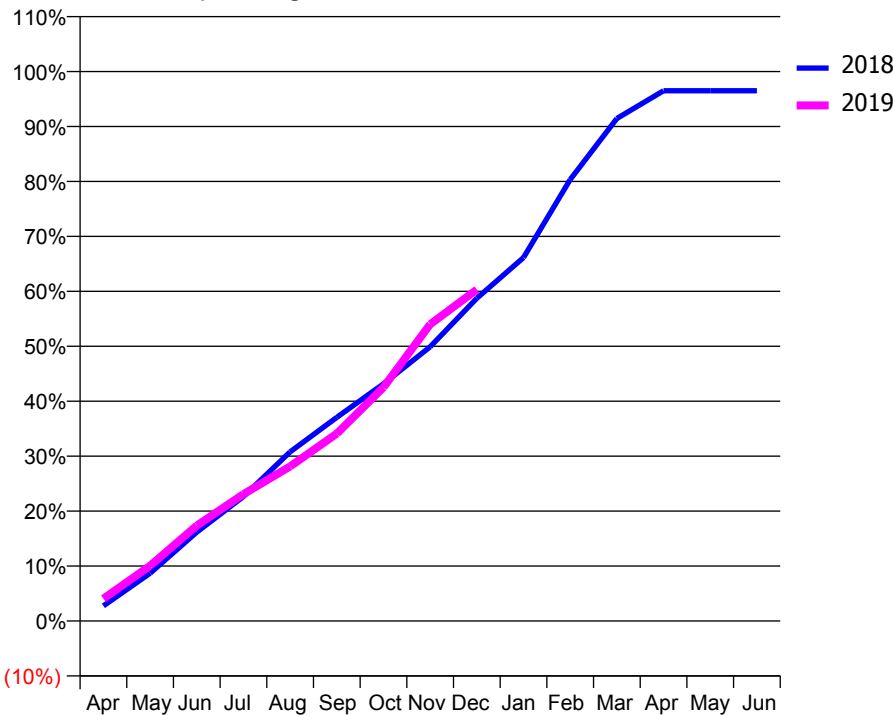
ACCESS*

Patients seen in 24 months	Total	Change since previous quarter
Quarter ending December 2017	1,303	
Quarter ending March 2018	1,387	↑
Quarter ending June 2018	1,375	→
Quarter ending September 2018	1,372	→
Quarter ending December 2018	1,404	↑
Variance since December 2017	7.8%	↑



ACTIVITY

Cumulative percentage of contracted UDA delivered 2018 & 2019



Month	Adjusted Scheduled Activity (UDA)	
	2018	2019
April	110	162
May	349	403
June	647	695
July	907	924
August	1,232	1,126
September	1,483	1,365
October	1,727	1,702
November	1,997	2,162
December	2,350	2,414
January	2,647	
February	3,215	
March	3,659	
April	3,862	
May	3,862	
June	3,862	

QUALITY

	Quantity	Base Number	Contract	AT	Region	England
% of FP17s for the same patient ID Re-attending within 3 months - Children	201	1,047	19.2%	9.6%	11.3%	11.8%
% of FP17s for the same patient ID Re-attending within 3 months - Adults	58	510	11.4%	13.9%	15.3%	15.6%
% of FP17s for the same patient ID Re-attending between 3 & 9 months - Children	619	1,047	59.1%	61.7%	61.1%	58.8%
% of FP17s for the same patient ID Re-attending between 3 & 9 months - Adults	137	510	26.9%	53.0%	52.4%	51.0%
% of FP17s for Band 1 Urgent Courses	296	1,494	19.8%	9.8%	9.5%	9.0%
% of FP17s Relating to Free Repair or Replacements	6	1,494	0.4%	0.6%	0.7%	0.8%
% of FP17s Relating to Continuations	1	1,494	0.1%	0.9%	0.8%	0.9%
% of Patients satisfied with the dentistry they have received	2	2	N/A	93.0%	93.1%	93.2%
% of Patients satisfied with the time they had to wait for an appointment	2	2	N/A	88.0%	87.8%	88.3%

* This is based on patients treated on this contract for their most recent course of treatment. Figures in italics indicate the base number of FP17s or Patient Questionnaire responses are less than 100. N/A is shown where the base number of responses is less than 10 during the period. % is calculated as Quantity/Base number*100

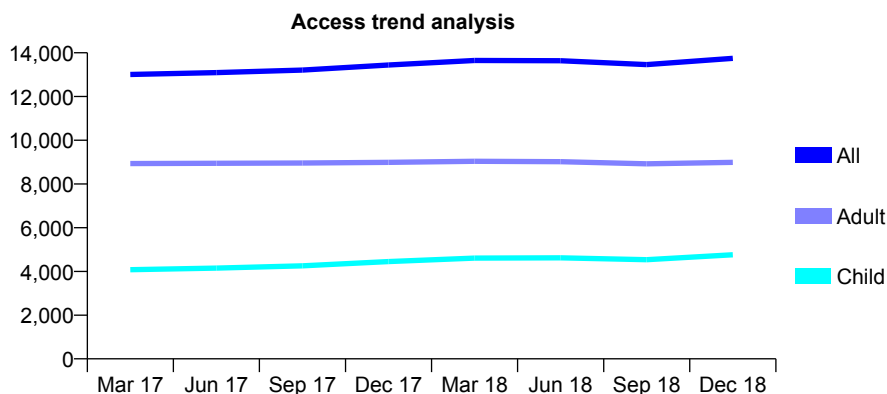
Q70 - Vital Signs At a Glance Contract Report for 163457/0029 - December 2018

Name or company name	Solent Dental Services
Contract type name	PDS Contract
Purpose of contract	General
Contract start date	01/04/2013
Contract end date	31/03/2019

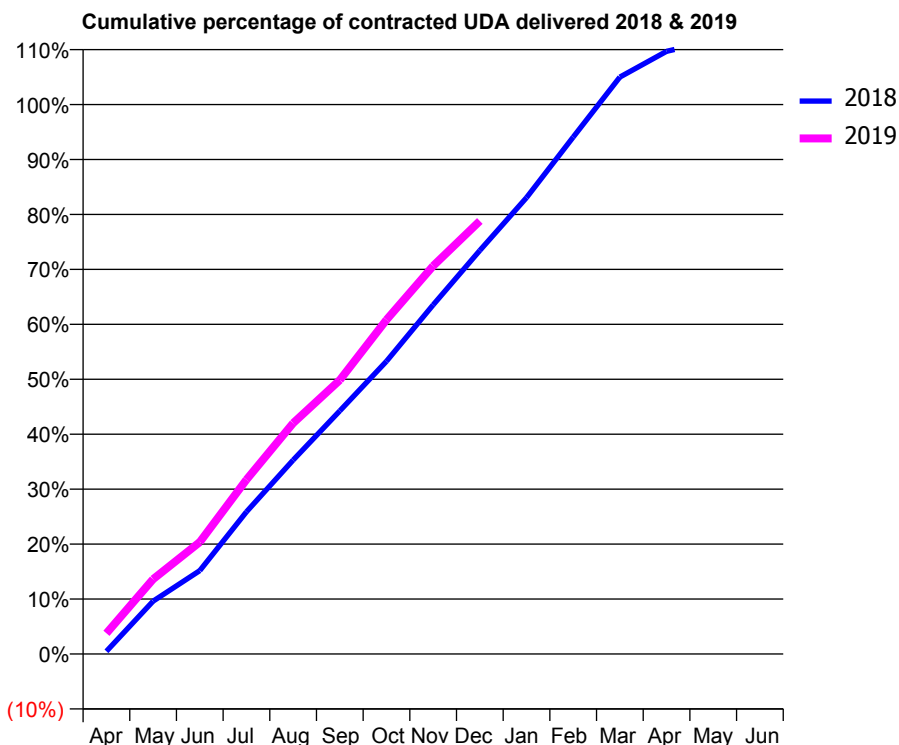
18/19 Contracted general activity (UDA)	29,478
Carry forward general activity (UDA)	0
18/19 Contracted orthodontic activity (UOA)	0
Carry forward orthodontic activity (UOA)	0
Baseline contract value	£4,926,538.67

ACCESS*

Patients seen in 24 months	Total	Change since previous quarter
Quarter ending December 2017	13,441	
Quarter ending March 2018	13,651	→
Quarter ending June 2018	13,638	→
Quarter ending September 2018	13,459	↓
Quarter ending December 2018	13,749	↑
Variance since December 2017	2.3%	↑



ACTIVITY



Month	Adjusted Scheduled Activity (UDA)	
	2018	2019
April	146	1,113
May	2,838	4,017
June	4,476	6,004
July	7,629	9,356
August	10,407	12,387
September	13,042	14,694
October	15,704	17,932
November	18,733	20,818
December	21,647	23,231
January	24,481	
February	27,728	
March	30,952	
April	32,331	
May	32,906	
June	33,082	

QUALITY

	Quantity	Base Number	Contract	AT	Region	England
% of FP17s for the same patient ID Re-attending within 3 months - Children	583	5,722	10.2%	9.6%	11.3%	11.8%
% of FP17s for the same patient ID Re-attending within 3 months - Adults	1,079	8,285	13.0%	13.9%	15.3%	15.6%
% of FP17s for the same patient ID Re-attending between 3 & 9 months - Children	2,467	5,722	43.1%	61.7%	61.1%	58.8%
% of FP17s for the same patient ID Re-attending between 3 & 9 months - Adults	4,074	8,285	49.2%	53.0%	52.4%	51.0%
% of FP17s for Band 1 Urgent Courses	867	12,901	6.7%	9.8%	9.5%	9.0%
% of FP17s Relating to Free Repair or Replacements	31	12,901	0.2%	0.6%	0.7%	0.8%
% of FP17s Relating to Continuations	241	12,901	1.9%	0.9%	0.8%	0.9%
% of Patients satisfied with the dentistry they have received	4	4	N/A	93.0%	93.1%	93.2%
% of Patients satisfied with the time they had to wait for an appointment	4	4	N/A	88.0%	87.8%	88.3%

* This is based on patients treated on this contract for their most recent course of treatment. Figures in italics indicate the base number of FP17s or Patient Questionnaire responses are less than 100. N/A is shown where the base number of responses is less than 10 during the period. % is calculated as Quantity/Base number*100

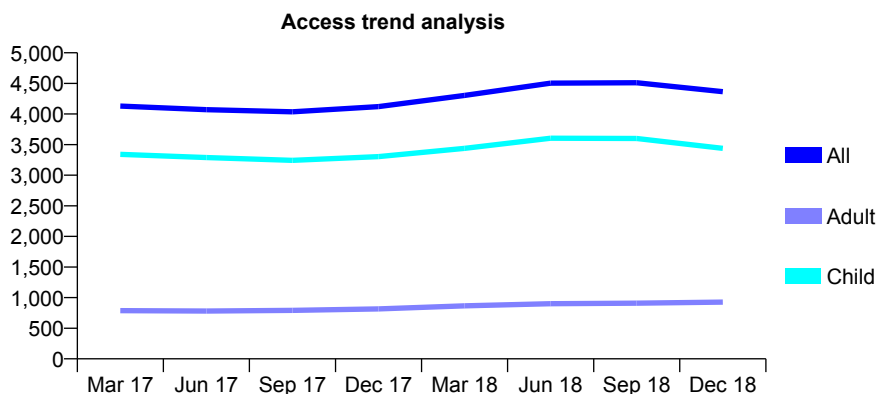
Q70 - Vital Signs At a Glance Contract Report for 163457/0030 - December 2018

Name or company name	Solent Dental Services
Contract type name	PDS Contract
Purpose of contract	General
Contract start date	01/04/2013
Contract end date	31/03/2019

18/19 Contracted general activity (UDA)	18,978
Carry forward general activity (UDA)	0
18/19 Contracted orthodontic activity (UOA)	0
Carry forward orthodontic activity (UOA)	0
Baseline contract value	£3,107,857.49

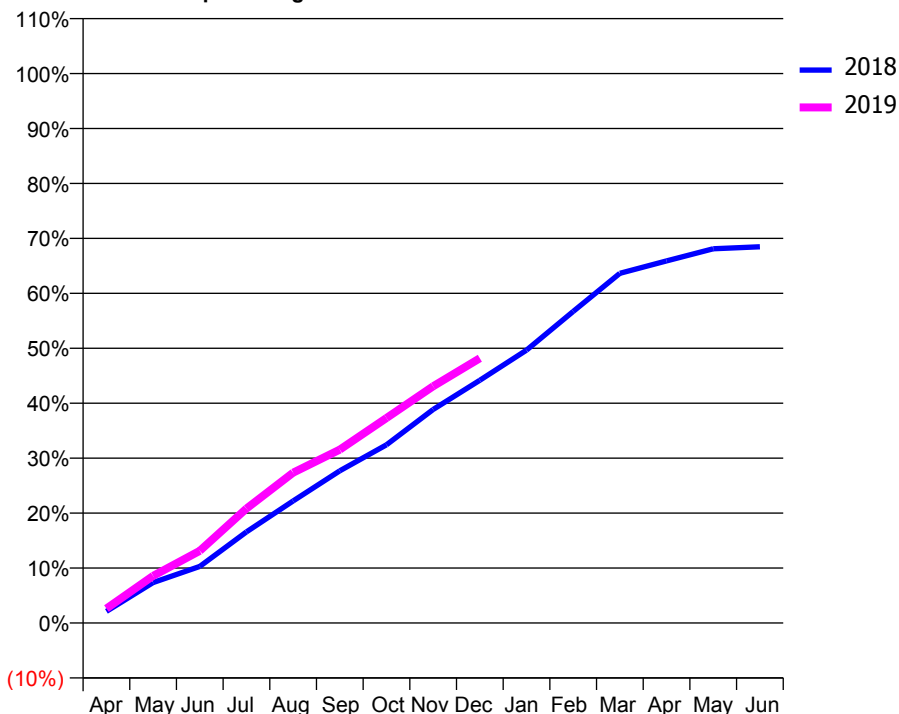
ACCESS*

Patients seen in 24 months	Total	Change since previous quarter
Quarter ending December 2017	4,120	
Quarter ending March 2018	4,305	↑
Quarter ending June 2018	4,504	↑
Quarter ending September 2018	4,511	→
Quarter ending December 2018	4,364	↓
Variance since December 2017	5.9%	↑



ACTIVITY

Cumulative percentage of contracted UDA delivered 2018 & 2019



Month	Adjusted Scheduled Activity (UDA)	
	2018	2019
April	401	498
May	1,398	1,630
June	1,956	2,493
July	3,147	3,955
August	4,215	5,193
September	5,257	5,988
October	6,153	7,080
November	7,376	8,175
December	8,385	9,144
January	9,426	
February	10,761	
March	12,075	
April	12,508	
May	12,923	
June	12,993	

QUALITY

	Quantity	Base Number	Contract	AT	Region	England
% of FP17s for the same patient ID Re-attending within 3 months - Children	410	4,225	9.7%	9.6%	11.3%	11.8%
% of FP17s for the same patient ID Re-attending within 3 months - Adults	46	878	5.2%	13.9%	15.3%	15.6%
% of FP17s for the same patient ID Re-attending between 3 & 9 months - Children	1,114	4,225	26.4%	61.7%	61.1%	58.8%
% of FP17s for the same patient ID Re-attending between 3 & 9 months - Adults	126	878	14.4%	53.0%	52.4%	51.0%
% of FP17s for Band 1 Urgent Courses	263	4,570	5.8%	9.8%	9.5%	9.0%
% of FP17s Relating to Free Repair or Replacements	5	4,570	0.1%	0.6%	0.7%	0.8%
% of FP17s Relating to Continuations	72	4,570	1.6%	0.9%	0.8%	0.9%
% of Patients satisfied with the dentistry they have received	3	3	N/A	93.0%	93.1%	93.2%
% of Patients satisfied with the time they had to wait for an appointment	1	3	N/A	88.0%	87.8%	88.3%

* This is based on patients treated on this contract for their most recent course of treatment. Figures in italics indicate the base number of FP17s or Patient Questionnaire responses are less than 100. N/A is shown where the base number of responses is less than 10 during the period. % is calculated as Quantity/Base number*100

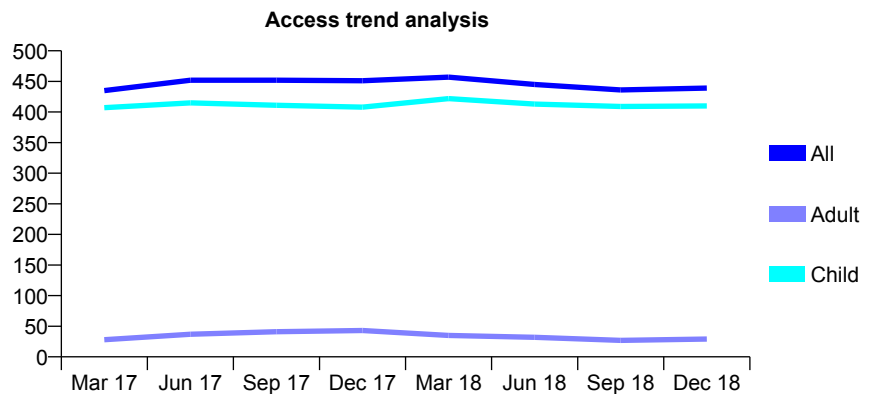
Q70 - Vital Signs At a Glance Contract Report for 163694/0001 - December 2018

Name or company name	Stoke Road Dental Partnership
Contract type name	GDS Contract
Purpose of contract	General
Contract start date	15/09/2008
Contract end date	

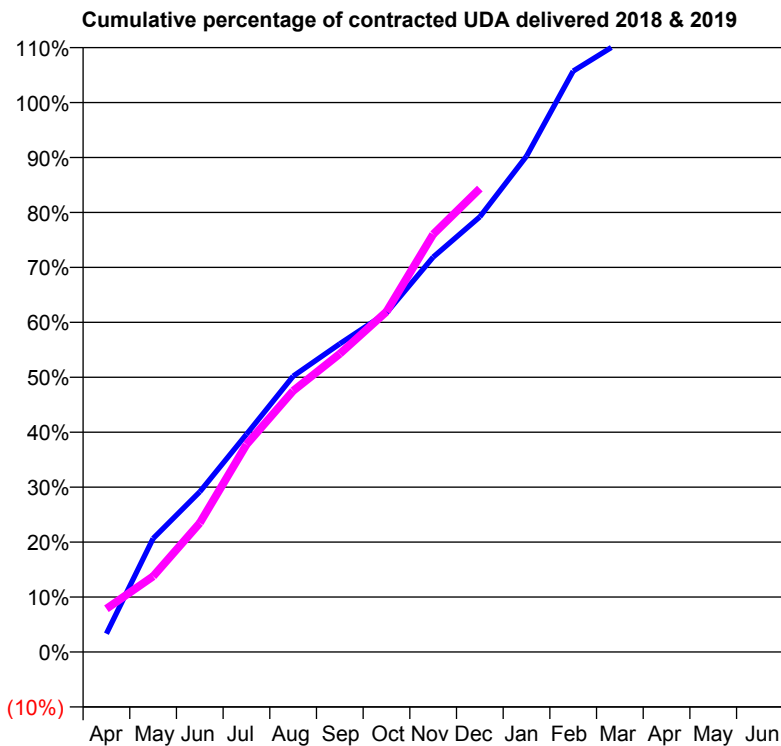
18/19 Contracted general activity (UDA)	577
Carry forward general activity (UDA)	0
18/19 Contracted orthodontic activity (UOA)	0
Carry forward orthodontic activity (UOA)	0
Baseline contract value	£16,093.41

ACCESS*

Patients seen in 24 months	Total	Change since previous quarter
Quarter ending December 2017	451	
Quarter ending March 2018	457	→
Quarter ending June 2018	445	↓
Quarter ending September 2018	436	↓
Quarter ending December 2018	439	→
Variance since December 2017	(2.7%)	↓



ACTIVITY



Month	Adjusted Scheduled Activity (UDA)	
	2018	2019
April	19	45
May	119	79
June	168	135
July	229	218
August	290	274
September	324	313
October	356	357
November	415	439
December	457	487
January	521	
February	610	
March	640	
April	652	
May	652	
June	652	

QUALITY

	Quantity	Base Number	Contract	AT	Region	England
% of FP17s for the same patient ID Re-attending within 3 months - Children	25	405	6.2%	9.6%	11.3%	11.8%
% of FP17s for the same patient ID Re-attending within 3 months - Adults	0	0	N/A	13.9%	15.3%	15.6%
% of FP17s for the same patient ID Re-attending between 3 & 9 months - Children	211	405	52.1%	61.7%	61.1%	58.8%
% of FP17s for the same patient ID Re-attending between 3 & 9 months - Adults	0	0	N/A	53.0%	52.4%	51.0%
% of FP17s for Band 1 Urgent Courses	23	392	5.9%	9.8%	9.5%	9.0%
% of FP17s Relating to Free Repair or Replacements	0	392	0.0%	0.6%	0.7%	0.8%
% of FP17s Relating to Continuations	0	392	0.0%	0.9%	0.8%	0.9%
% of Patients satisfied with the dentistry they have received	0	0	N/A	93.0%	93.1%	93.2%
% of Patients satisfied with the time they had to wait for an appointment	0	0	N/A	88.0%	87.8%	88.3%

* This is based on patients treated on this contract for their most recent course of treatment. Figures in italics indicate the base number of FP17s or Patient Questionnaire responses are less than 100. N/A is shown where the base number of responses is less than 10 during the period. % is calculated as Quantity/Base number*100

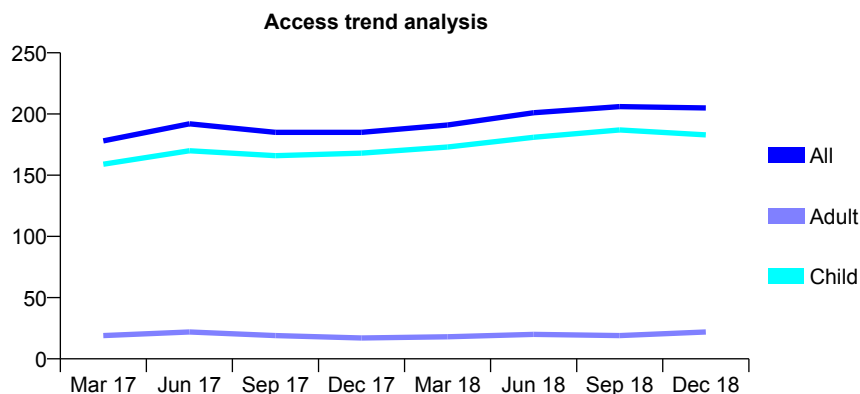
Q70 - Vital Signs At a Glance Contract Report for 164488/0001 - December 2018

Name or company name	J Gollings & S Gollings
Contract type name	GDS Contract
Purpose of contract	General
Contract start date	01/04/2012
Contract end date	

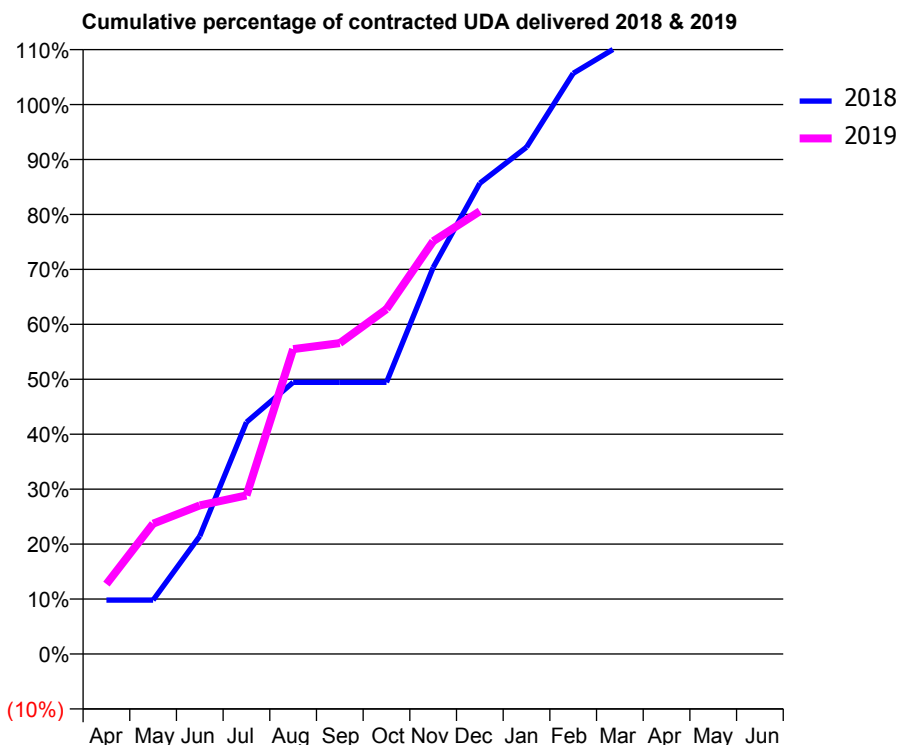
18/19 Contracted general activity (UDA)	275
Carry forward general activity (UDA)	0
18/19 Contracted orthodontic activity (UOA)	0
Carry forward orthodontic activity (UOA)	0
Baseline contract value	£7,450.16

ACCESS*

Patients seen in 24 months	Total	Change since previous quarter
Quarter ending December 2017	185	
Quarter ending March 2018	191	↑
Quarter ending June 2018	201	↑
Quarter ending September 2018	206	↑
Quarter ending December 2018	205	→
Variance since December 2017	10.8%	↑



ACTIVITY



Adjusted Scheduled Activity (UDA)		
Month	2018	2019
April	27	35
May	27	65
June	59	74
July	116	79
August	136	153
September	136	156
October	136	173
November	193	207
December	236	222
January	254	
February	291	
March	305	
April	318	
May	318	
June	318	

QUALITY

	Quantity	Base Number	Contract	AT	Region	England
% of FP17s for the same patient ID Re-attending within 3 months - Children	4	191	2.1%	9.6%	11.3%	11.8%
% of FP17s for the same patient ID Re-attending within 3 months - Adults	2	10	20.0%	13.9%	15.3%	15.6%
% of FP17s for the same patient ID Re-attending between 3 & 9 months - Children	91	191	47.6%	61.7%	61.1%	58.8%
% of FP17s for the same patient ID Re-attending between 3 & 9 months - Adults	6	10	60.0%	53.0%	52.4%	51.0%
% of FP17s for Band 1 Urgent Courses	3	189	1.6%	9.8%	9.5%	9.0%
% of FP17s Relating to Free Repair or Replacements	0	189	0.0%	0.6%	0.7%	0.8%
% of FP17s Relating to Continuations	1	189	0.5%	0.9%	0.8%	0.9%
% of Patients satisfied with the dentistry they have received	0	0	N/A	93.0%	93.1%	93.2%
% of Patients satisfied with the time they had to wait for an appointment	0	0	N/A	88.0%	87.8%	88.3%

* This is based on patients treated on this contract for their most recent course of treatment. Figures in italics indicate the base number of FP17s or Patient Questionnaire responses are less than 100. N/A is shown where the base number of responses is less than 10 during the period. % is calculated as Quantity/Base number*100

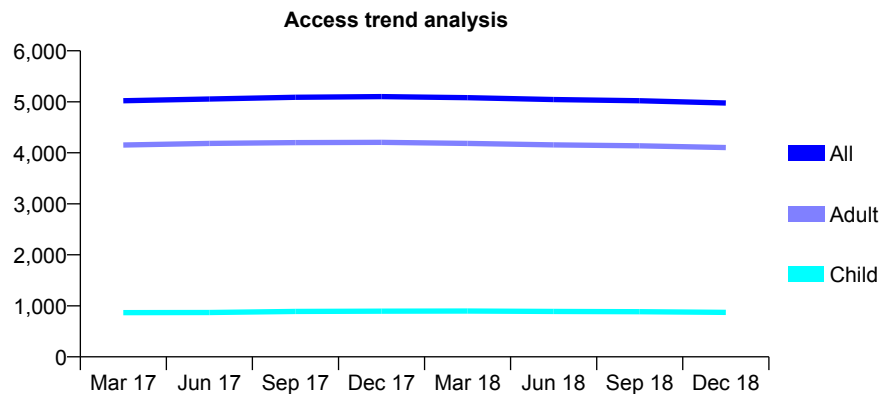
Q70 - Vital Signs At a Glance Contract Report for 164534/0001 - December 2018

Name or company name	The Triangle Surgery
Contract type name	GDS Contract
Purpose of contract	General
Contract start date	01/04/2011
Contract end date	

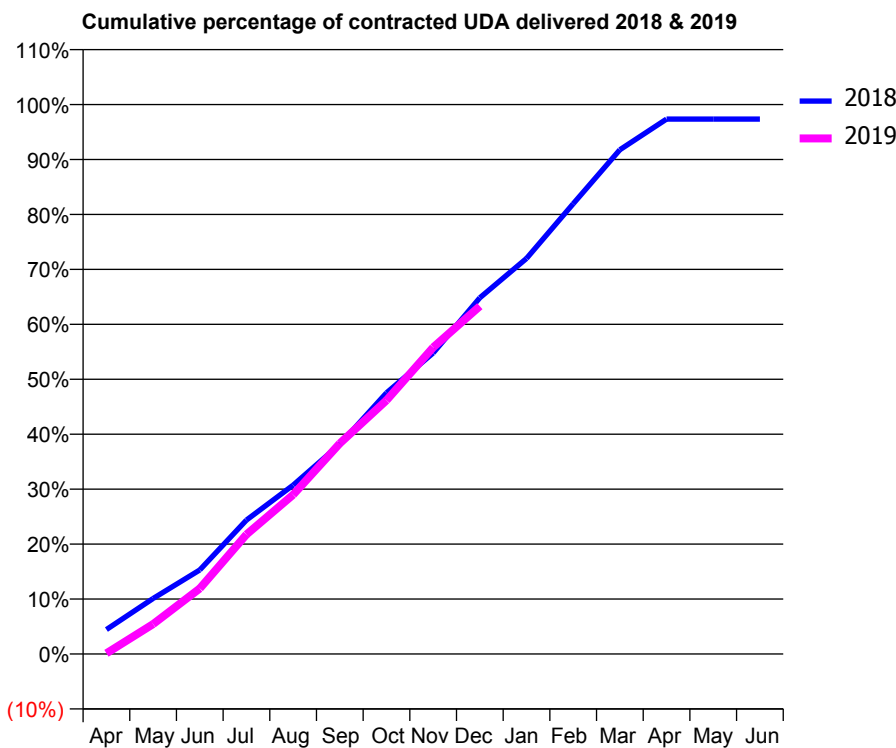
18/19 Contracted general activity (UDA)	17,591
Carry forward general activity (UDA)	444
18/19 Contracted orthodontic activity (UOA)	0
Carry forward orthodontic activity (UOA)	0
Baseline contract value	£561,639.83

ACCESS*

Patients seen in 24 months	Total	Change since previous quarter
Quarter ending December 2017	5,101	
Quarter ending March 2018	5,081	→
Quarter ending June 2018	5,045	→
Quarter ending September 2018	5,022	→
Quarter ending December 2018	4,976	→
Variance since December 2017	(2.5%)	↓



ACTIVITY



Month	Adjusted Scheduled Activity (UDA)	
	2018	2019
April	784	25
May	1,776	960
June	2,690	2,096
July	4,290	3,828
August	5,408	5,098
September	6,711	6,743
October	8,358	8,121
November	9,636	9,817
December	11,406	11,133
January	12,662	
February	14,413	
March	16,142	
April	17,126	
May	17,126	
June	17,126	

QUALITY

	Quantity	Base Number	Contract	AT	Region	England
% of FP17s for the same patient ID Re-attending within 3 months - Children	33	973	3.4%	9.6%	11.3%	11.8%
% of FP17s for the same patient ID Re-attending within 3 months - Adults	475	4,455	10.7%	13.9%	15.3%	15.6%
% of FP17s for the same patient ID Re-attending between 3 & 9 months - Children	622	973	63.9%	61.7%	61.1%	58.8%
% of FP17s for the same patient ID Re-attending between 3 & 9 months - Adults	2,730	4,455	61.3%	53.0%	52.4%	51.0%
% of FP17s for Band 1 Urgent Courses	343	5,148	6.7%	9.8%	9.5%	9.0%
% of FP17s Relating to Free Repair or Replacements	53	5,148	1.0%	0.6%	0.7%	0.8%
% of FP17s Relating to Continuations	32	5,148	0.6%	0.9%	0.8%	0.9%
% of Patients satisfied with the dentistry they have received	4	4	N/A	93.0%	93.1%	93.2%
% of Patients satisfied with the time they had to wait for an appointment	4	4	N/A	88.0%	87.8%	88.3%

* This is based on patients treated on this contract for their most recent course of treatment. Figures in italics indicate the base number of FP17s or Patient Questionnaire responses are less than 100. N/A is shown where the base number of responses is less than 10 during the period. % is calculated as Quantity/Base number*100

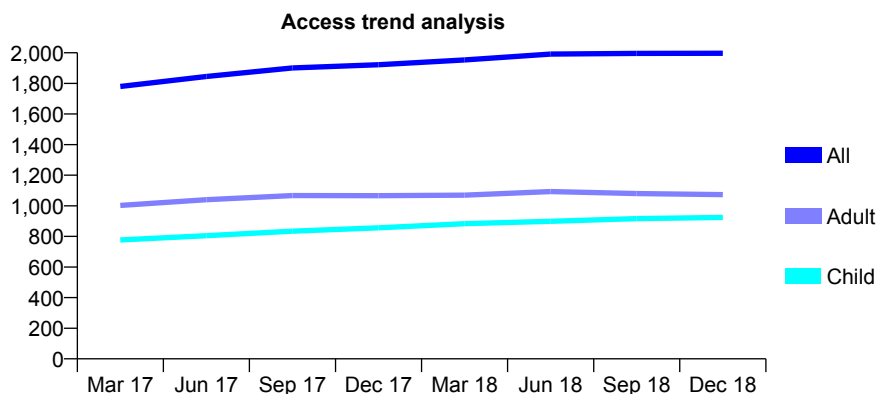
Q70 - Vital Signs At a Glance Contract Report for 166340/0001 - December 2018

Name or company name	Mr & Mrs Gabriel
Contract type name	GDS Contract
Purpose of contract	General
Contract start date	01/04/2008
Contract end date	

18/19 Contracted general activity (UDA)	3,292
Carry forward general activity (UDA)	0
18/19 Contracted orthodontic activity (UOA)	0
Carry forward orthodontic activity (UOA)	0
Baseline contract value	£85,728.62

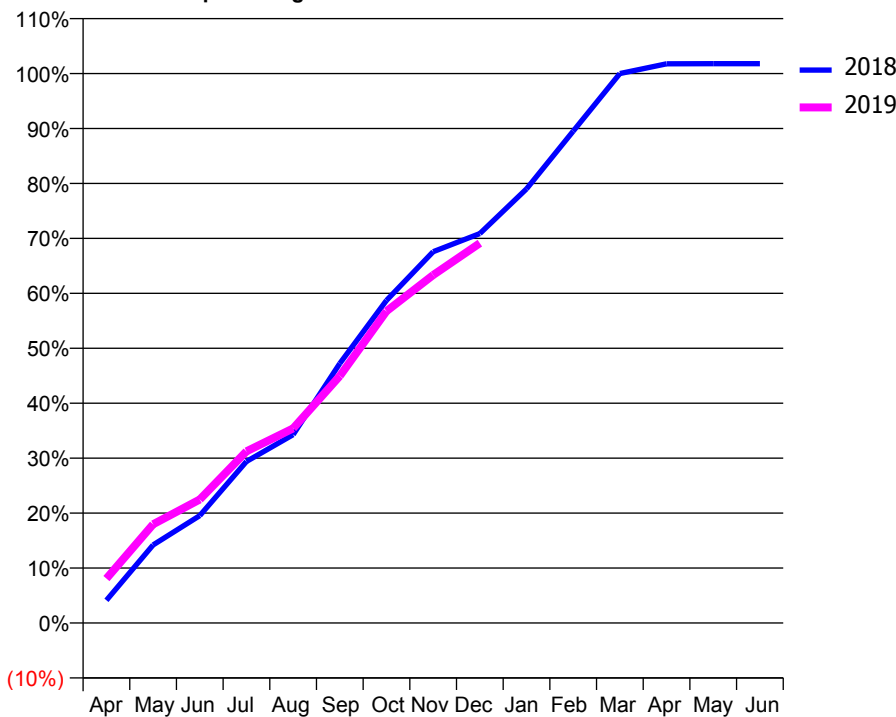
ACCESS*

Patients seen in 24 months	Total	Change since previous quarter
Quarter ending December 2017	1,922	
Quarter ending March 2018	1,953	→
Quarter ending June 2018	1,992	→
Quarter ending September 2018	1,996	→
Quarter ending December 2018	1,997	→
Variance since December 2017	3.9%	↑



ACTIVITY

Cumulative percentage of contracted UDA delivered 2018 & 2019



Adjusted Scheduled Activity (UDA)

Month	2018	2019
April	136	266
May	468	592
June	644	740
July	968	1,028
August	1,128	1,166
September	1,555	1,480
October	1,933	1,868
November	2,225	2,084
December	2,333	2,275
January	2,601	
February	2,946	
March	3,292	
April	3,350	
May	3,351	
June	3,351	

QUALITY

	Quantity	Base Number	Contract	AT	Region	England
% of FP17s for the same patient ID Re-attending within 3 months - Children	75	1,163	6.4%	9.6%	11.3%	11.8%
% of FP17s for the same patient ID Re-attending within 3 months - Adults	137	1,213	11.3%	13.9%	15.3%	15.6%
% of FP17s for the same patient ID Re-attending between 3 & 9 months - Children	830	1,163	71.4%	61.7%	61.1%	58.8%
% of FP17s for the same patient ID Re-attending between 3 & 9 months - Adults	856	1,213	70.6%	53.0%	52.4%	51.0%
% of FP17s for Band 1 Urgent Courses	56	1,469	3.8%	9.8%	9.5%	9.0%
% of FP17s Relating to Free Repair or Replacements	0	1,469	0.0%	0.6%	0.7%	0.8%
% of FP17s Relating to Continuations	2	1,469	0.1%	0.9%	0.8%	0.9%
% of Patients satisfied with the dentistry they have received	1	1	N/A	93.0%	93.1%	93.2%
% of Patients satisfied with the time they had to wait for an appointment	1	1	N/A	88.0%	87.8%	88.3%

* This is based on patients treated on this contract for their most recent course of treatment. Figures in italics indicate the base number of FP17s or Patient Questionnaire responses are less than 100. N/A is shown where the base number of responses is less than 10 during the period. % is calculated as Quantity/Base number*100

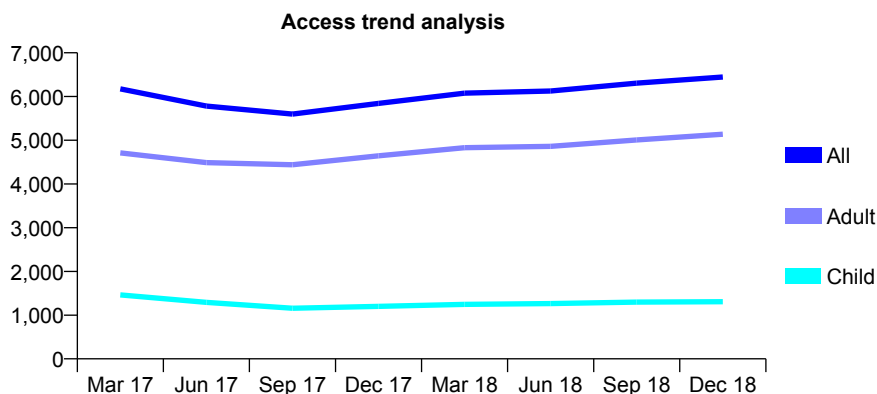
Q70 - Vital Signs At a Glance Contract Report for 167029/0001 - December 2018

Name or company name	The Dental Practice
Contract type name	GDS Contract
Purpose of contract	General
Contract start date	01/04/2015
Contract end date	

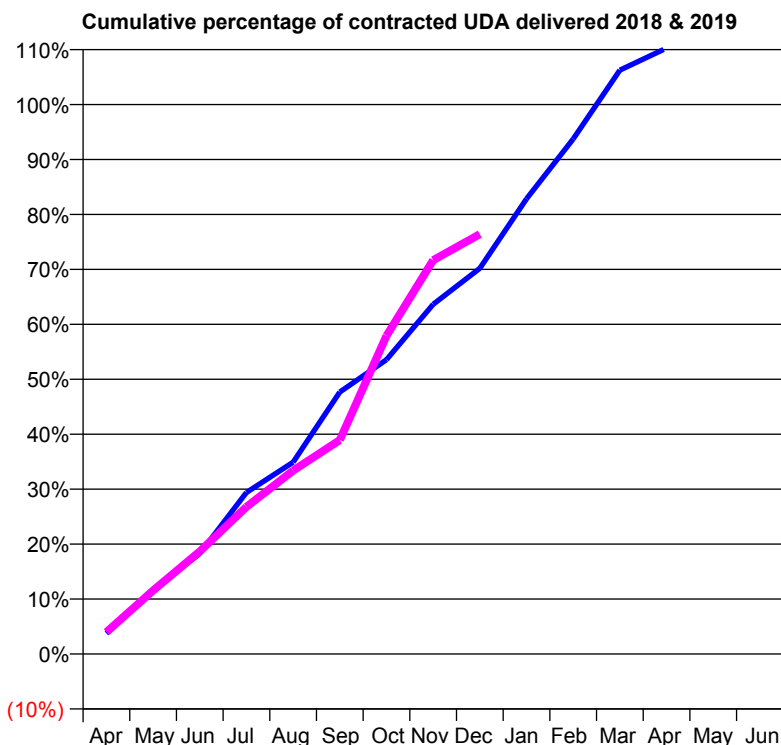
18/19 Contracted general activity (UDA)	16,368
Carry forward general activity (UDA)	0
18/19 Contracted orthodontic activity (UOA)	0
Carry forward orthodontic activity (UOA)	0
Baseline contract value	£469,569.93

ACCESS*

Patients seen in 24 months	Total	Change since previous quarter
Quarter ending December 2017	5,844	
Quarter ending March 2018	6,076	↑
Quarter ending June 2018	6,125	→
Quarter ending September 2018	6,307	↑
Quarter ending December 2018	6,445	↑
Variance since December 2017	10.3%	↑



ACTIVITY



Month	Adjusted Scheduled Activity (UDA)	
	2018	2019
April	614	653
May	1,908	1,891
June	2,993	3,058
July	4,812	4,384
August	5,713	5,463
September	7,804	6,375
October	8,767	9,481
November	10,417	11,730
December	11,488	12,507
January	13,559	
February	15,341	
March	17,390	
April	18,046	
May	18,067	
June	18,069	

QUALITY

	Quantity	Base Number	Contract	AT	Region	England
% of FP17s for the same patient ID Re-attending within 3 months - Children	83	1,380	6.0%	9.6%	11.3%	11.8%
% of FP17s for the same patient ID Re-attending within 3 months - Adults	846	5,140	16.5%	13.9%	15.3%	15.6%
% of FP17s for the same patient ID Re-attending between 3 & 9 months - Children	856	1,380	62.0%	61.7%	61.1%	58.8%
% of FP17s for the same patient ID Re-attending between 3 & 9 months - Adults	2,431	5,140	47.3%	53.0%	52.4%	51.0%
% of FP17s for Band 1 Urgent Courses	598	6,191	9.7%	9.8%	9.5%	9.0%
% of FP17s Relating to Free Repair or Replacements	63	6,191	1.0%	0.6%	0.7%	0.8%
% of FP17s Relating to Continuations	145	6,191	2.3%	0.9%	0.8%	0.9%
% of Patients satisfied with the dentistry they have received	4	4	N/A	93.0%	93.1%	93.2%
% of Patients satisfied with the time they had to wait for an appointment	4	4	N/A	88.0%	87.8%	88.3%

* This is based on patients treated on this contract for their most recent course of treatment. Figures in italics indicate the base number of FP17s or Patient Questionnaire responses are less than 100. N/A is shown where the base number of responses is less than 10 during the period. % is calculated as Quantity/Base number*100

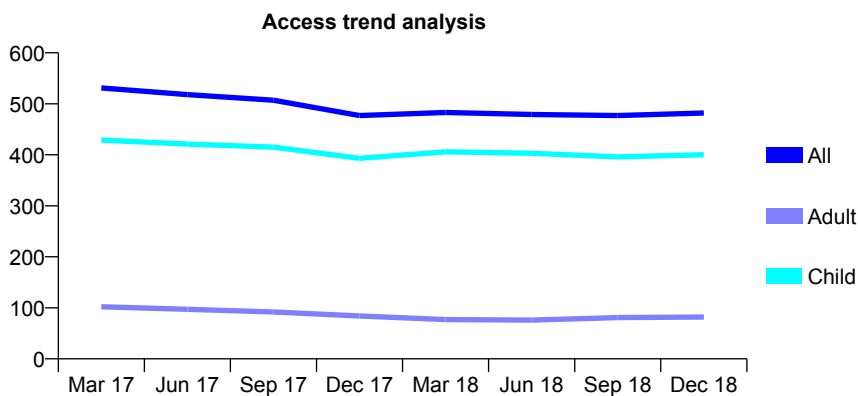
Q70 - Vital Signs At a Glance Contract Report for 167878/0001 - December 2018

Name or company name	The Lodge Dental Partnership
Contract type name	GDS Contract
Purpose of contract	General
Contract start date	01/03/2011
Contract end date	

18/19 Contracted general activity (UDA)	825
Carry forward general activity (UDA)	0
18/19 Contracted orthodontic activity (UOA)	0
Carry forward orthodontic activity (UOA)	0
Baseline contract value	£20,385.81

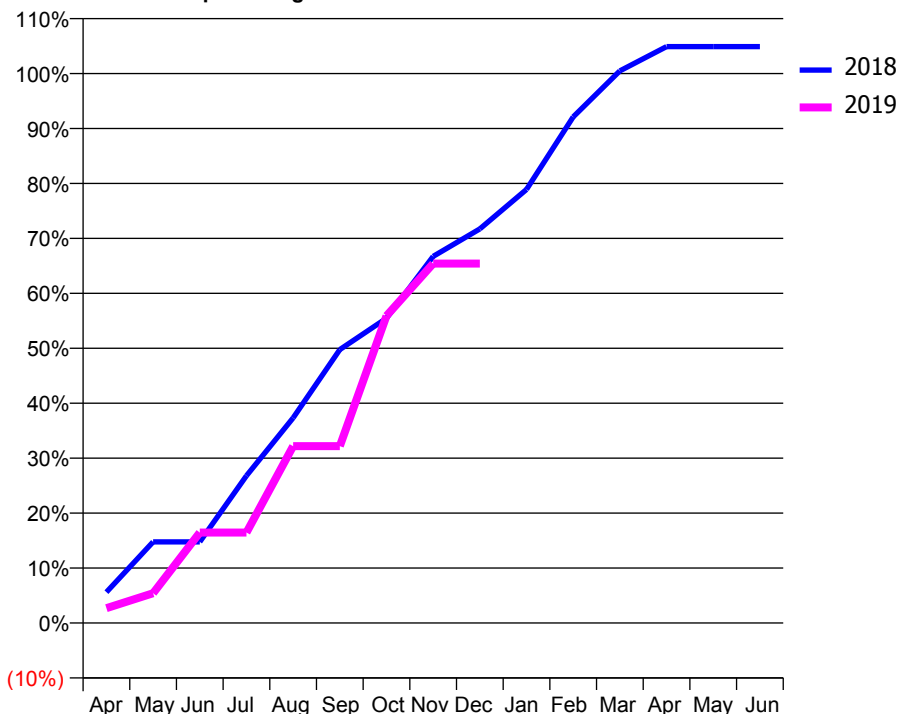
ACCESS*

Patients seen in 24 months	Total	Change since previous quarter
Quarter ending December 2017	477	
Quarter ending March 2018	483	→
Quarter ending June 2018	479	→
Quarter ending September 2018	477	→
Quarter ending December 2018	482	→
Variance since December 2017	1.0%	→



ACTIVITY

Cumulative percentage of contracted UDA delivered 2018 & 2019



Month	Adjusted Scheduled Activity (UDA)	
	2018	2019
April	46	22
May	122	45
June	122	136
July	221	136
August	308	266
September	411	266
October	458	461
November	550	540
December	592	540
January	651	
February	760	
March	829	
April	865	
May	865	
June	865	

QUALITY

	Quantity	Base Number	Contract	AT	Region	England
% of FP17s for the same patient ID Re-attending within 3 months - Children	22	439	5.0%	9.6%	11.3%	11.8%
% of FP17s for the same patient ID Re-attending within 3 months - Adults	1	35	2.9%	13.9%	15.3%	15.6%
% of FP17s for the same patient ID Re-attending between 3 & 9 months - Children	290	439	66.1%	61.7%	61.1%	58.8%
% of FP17s for the same patient ID Re-attending between 3 & 9 months - Adults	22	35	62.9%	53.0%	52.4%	51.0%
% of FP17s for Band 1 Urgent Courses	23	444	5.2%	9.8%	9.5%	9.0%
% of FP17s Relating to Free Repair or Replacements	0	444	0.0%	0.6%	0.7%	0.8%
% of FP17s Relating to Continuations	4	444	0.9%	0.9%	0.8%	0.9%
% of Patients satisfied with the dentistry they have received	0	0	N/A	93.0%	93.1%	93.2%
% of Patients satisfied with the time they had to wait for an appointment	0	0	N/A	88.0%	87.8%	88.3%

* This is based on patients treated on this contract for their most recent course of treatment. Figures in italics indicate the base number of FP17s or Patient Questionnaire responses are less than 100. N/A is shown where the base number of responses is less than 10 during the period. % is calculated as Quantity/Base number*100

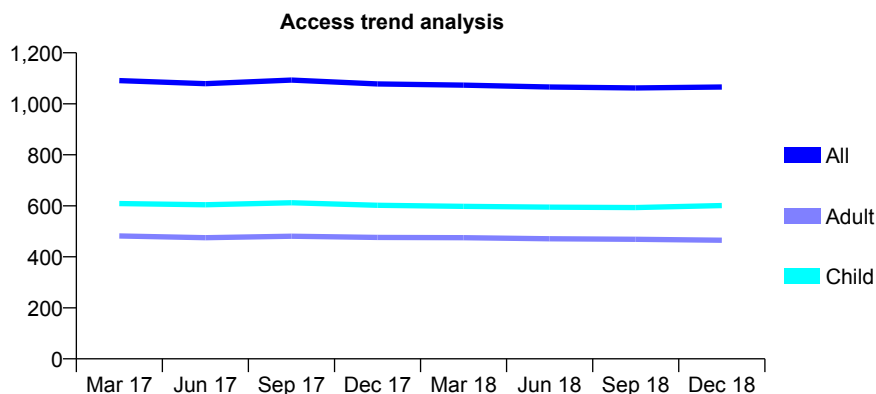
Q70 - Vital Signs At a Glance Contract Report for 168165/0001 - December 2018

Name or company name	Stalbridge Dental Practice Ltd
Contract type name	GDS Contract
Purpose of contract	General
Contract start date	01/04/2008
Contract end date	

18/19 Contracted general activity (UDA)	3,669
Carry forward general activity (UDA)	0
18/19 Contracted orthodontic activity (UOA)	0
Carry forward orthodontic activity (UOA)	0
Baseline contract value	£95,582.75

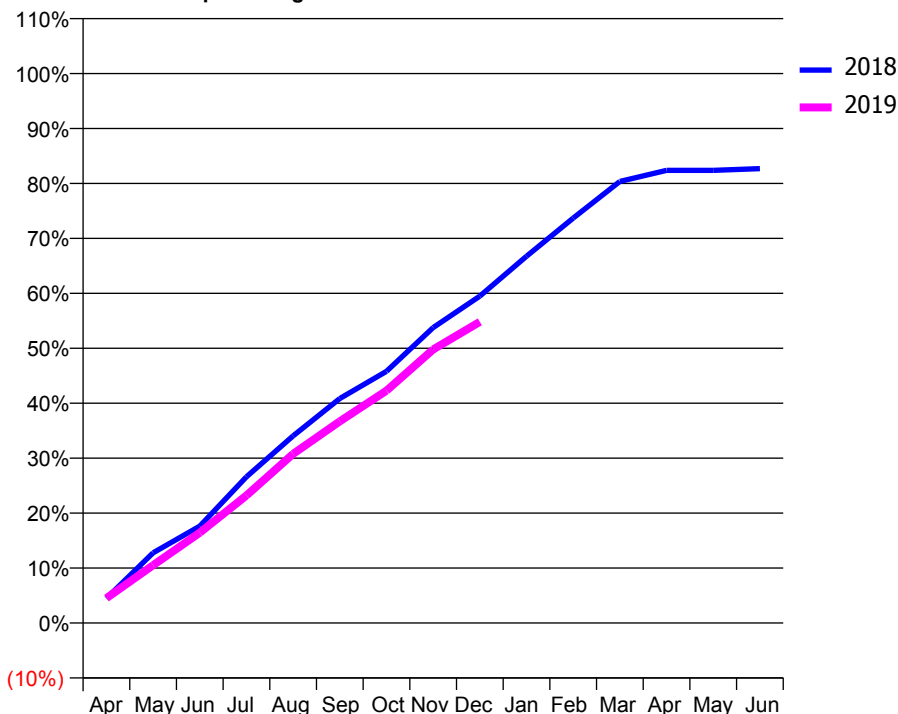
ACCESS*

Patients seen in 24 months	Total	Change since previous quarter
Quarter ending December 2017	1,078	
Quarter ending March 2018	1,073	→
Quarter ending June 2018	1,066	→
Quarter ending September 2018	1,062	→
Quarter ending December 2018	1,066	→
Variance since December 2017	(1.1%)	↓



ACTIVITY

Cumulative percentage of contracted UDA delivered 2018 & 2019



Adjusted Scheduled Activity (UDA)		
Month	2018	2019
April	165	166
May	469	386
June	647	603
July	976	852
August	1,250	1,130
September	1,499	1,347
October	1,681	1,552
November	1,973	1,826
December	2,183	2,011
January	2,449	
February	2,704	
March	2,948	
April	3,022	
May	3,022	
June	3,034	

QUALITY

	Quantity	Base Number	Contract	AT	Region	England
% of FP17s for the same patient ID Re-attending within 3 months - Children	22	633	3.5%	9.6%	11.3%	11.8%
% of FP17s for the same patient ID Re-attending within 3 months - Adults	54	421	12.8%	13.9%	15.3%	15.6%
% of FP17s for the same patient ID Re-attending between 3 & 9 months - Children	416	633	65.7%	61.7%	61.1%	58.8%
% of FP17s for the same patient ID Re-attending between 3 & 9 months - Adults	243	421	57.7%	53.0%	52.4%	51.0%
% of FP17s for Band 1 Urgent Courses	8	1,019	0.8%	9.8%	9.5%	9.0%
% of FP17s Relating to Free Repair or Replacements	0	1,019	0.0%	0.6%	0.7%	0.8%
% of FP17s Relating to Continuations	23	1,019	2.3%	0.9%	0.8%	0.9%
% of Patients satisfied with the dentistry they have received	1	1	N/A	93.0%	93.1%	93.2%
% of Patients satisfied with the time they had to wait for an appointment	1	1	N/A	88.0%	87.8%	88.3%

* This is based on patients treated on this contract for their most recent course of treatment. Figures in italics indicate the base number of FP17s or Patient Questionnaire responses are less than 100. N/A is shown where the base number of responses is less than 10 during the period. % is calculated as Quantity/Base number*100

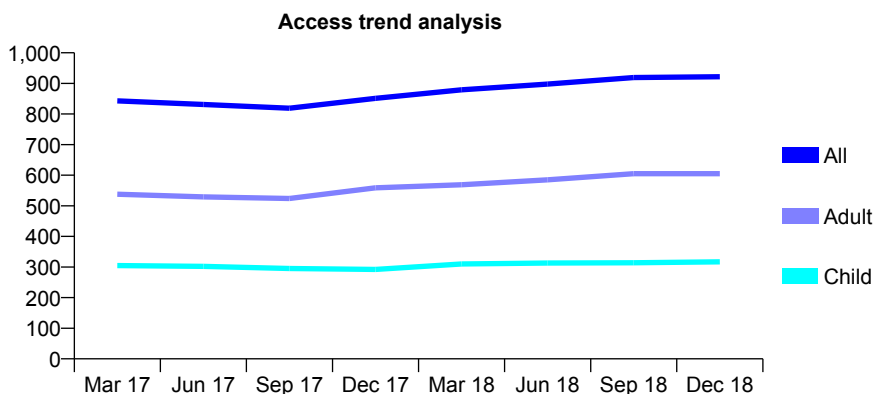
Q70 - Vital Signs At a Glance Contract Report for 169250/0001 - December 2018

Name or company name	Mrs E Aslani
Contract type name	GDS Contract
Purpose of contract	General
Contract start date	05/06/2009
Contract end date	

18/19 Contracted general activity (UDA)	2,300
Carry forward general activity (UDA)	0
18/19 Contracted orthodontic activity (UOA)	0
Carry forward orthodontic activity (UOA)	0
Baseline contract value	£53,564.27

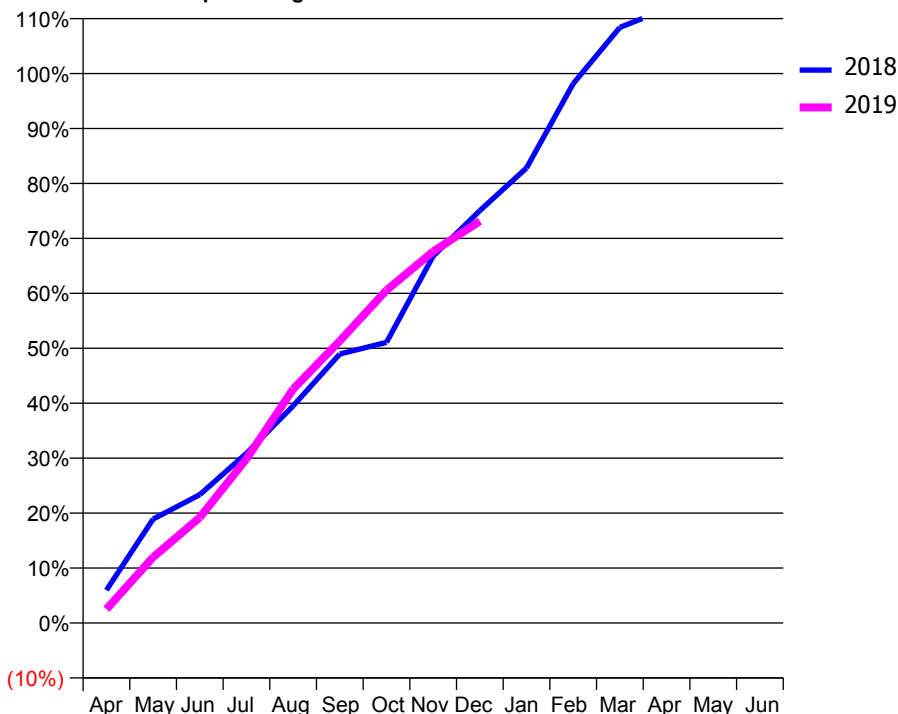
ACCESS*

Patients seen in 24 months	Total	Change since previous quarter
Quarter ending December 2017	851	
Quarter ending March 2018	879	↑
Quarter ending June 2018	898	↑
Quarter ending September 2018	919	↑
Quarter ending December 2018	922	→
Variance since December 2017	8.3%	↑



ACTIVITY

Cumulative percentage of contracted UDA delivered 2018 & 2019



Adjusted Scheduled Activity (UDA)		
Month	2018	2019
April	137	58
May	435	276
June	537	442
July	710	687
August	909	979
September	1,126	1,181
October	1,174	1,393
November	1,536	1,555
December	1,726	1,682
January	1,904	
February	2,258	
March	2,493	
April	2,570	
May	2,571	
June	2,580	

QUALITY

	Quantity	Base Number	Contract	AT	Region	England
% of FP17s for the same patient ID Re-attending within 3 months - Children	31	350	8.9%	9.6%	11.3%	11.8%
% of FP17s for the same patient ID Re-attending within 3 months - Adults	124	647	19.2%	13.9%	15.3%	15.6%
% of FP17s for the same patient ID Re-attending between 3 & 9 months - Children	224	350	64.0%	61.7%	61.1%	58.8%
% of FP17s for the same patient ID Re-attending between 3 & 9 months - Adults	359	647	55.5%	53.0%	52.4%	51.0%
% of FP17s for Band 1 Urgent Courses	74	947	7.8%	9.8%	9.5%	9.0%
% of FP17s Relating to Free Repair or Replacements	2	947	0.2%	0.6%	0.7%	0.8%
% of FP17s Relating to Continuations	1	947	0.1%	0.9%	0.8%	0.9%
% of Patients satisfied with the dentistry they have received	0	0	N/A	93.0%	93.1%	93.2%
% of Patients satisfied with the time they had to wait for an appointment	0	0	N/A	88.0%	87.8%	88.3%

* This is based on patients treated on this contract for their most recent course of treatment. Figures in italics indicate the base number of FP17s or Patient Questionnaire responses are less than 100. N/A is shown where the base number of responses is less than 10 during the period. % is calculated as Quantity/Base number*100

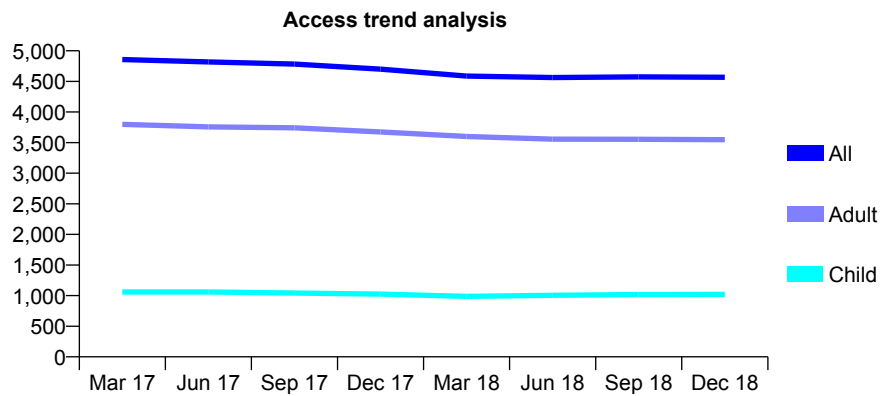
Q70 - Vital Signs At a Glance Contract Report for 169269/0001 - December 2018

Name or company name	Pasadena Dental Practice Ltd
Contract type name	GDS Contract
Purpose of contract	General and Orthodontic
Contract start date	29/09/2007
Contract end date	

18/19 Contracted general activity (UDA)	15,000
Carry forward general activity (UDA)	0
18/19 Contracted orthodontic activity (UOA)	500
Carry forward orthodontic activity (UOA)	0
Baseline contract value	£412,179.20

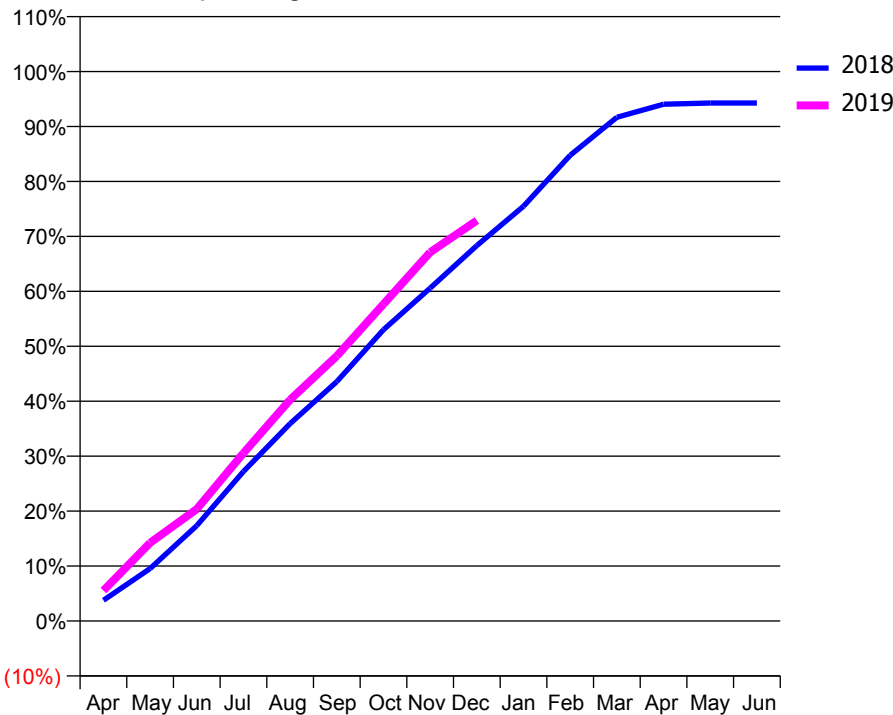
ACCESS*

Patients seen in 24 months	Total	Change since previous quarter
Quarter ending December 2017	4,700	
Quarter ending March 2018	4,587	↓
Quarter ending June 2018	4,563	→
Quarter ending September 2018	4,573	→
Quarter ending December 2018	4,568	→
Variance since December 2017	(2.8%)	↓



ACTIVITY

Cumulative percentage of contracted UDA delivered 2018 & 2019



Month	Adjusted Scheduled Activity (UDA)	
	2018	2019
April	568	833
May	1,432	2,135
June	2,605	3,055
July	4,081	4,584
August	5,388	6,042
September	6,536	7,234
October	7,951	8,651
November	9,087	10,067
December	10,250	10,934
January	11,321	
February	12,714	
March	13,752	
April	14,107	
May	14,141	
June	14,141	

QUALITY

	Quantity	Base Number	Contract	AT	Region	England
% of FP17s for the same patient ID Re-attending within 3 months - Children	97	1,084	8.9%	9.6%	11.3%	11.8%
% of FP17s for the same patient ID Re-attending within 3 months - Adults	507	3,712	13.7%	13.9%	15.3%	15.6%
% of FP17s for the same patient ID Re-attending between 3 & 9 months - Children	615	1,084	56.7%	61.7%	61.1%	58.8%
% of FP17s for the same patient ID Re-attending between 3 & 9 months - Adults	2,120	3,712	57.1%	53.0%	52.4%	51.0%
% of FP17s for Band 1 Urgent Courses	460	4,462	10.3%	9.8%	9.5%	9.0%
% of FP17s Relating to Free Repair or Replacements	33	4,462	0.7%	0.6%	0.7%	0.8%
% of FP17s Relating to Continuations	28	4,462	0.6%	0.9%	0.8%	0.9%
% of Patients satisfied with the dentistry they have received	1	1	N/A	93.0%	93.1%	93.2%
% of Patients satisfied with the time they had to wait for an appointment	1	1	N/A	88.0%	87.8%	88.3%

* This is based on patients treated on this contract for their most recent course of treatment. Figures in italics indicate the base number of FP17s or Patient Questionnaire responses are less than 100. N/A is shown where the base number of responses is less than 10 during the period. % is calculated as Quantity/Base number*100

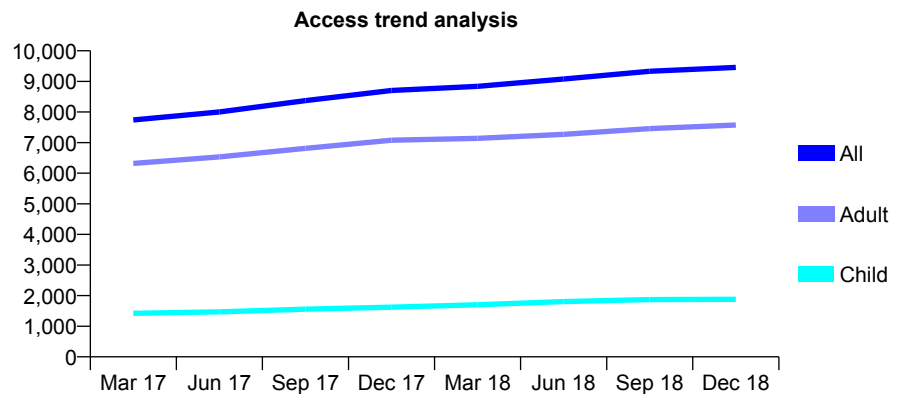
Q70 - Vital Signs At a Glance Contract Report for 169315/0001 - December 2018

Name or company name	Parkway Dental Practice
Contract type name	GDS Contract
Purpose of contract	General
Contract start date	01/04/2011
Contract end date	

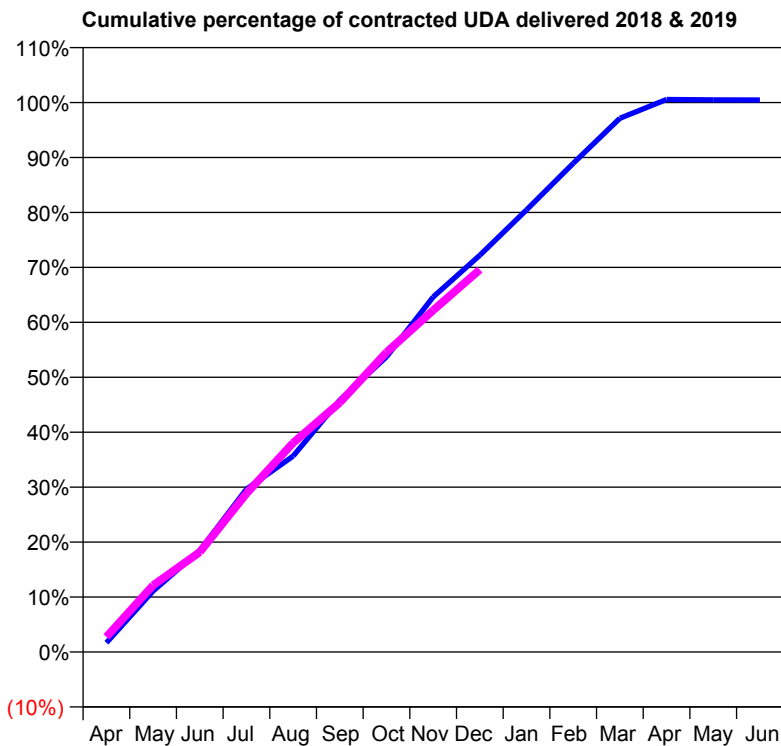
18/19 Contracted general activity (UDA)	24,444
Carry forward general activity (UDA)	0
18/19 Contracted orthodontic activity (UOA)	0
Carry forward orthodontic activity (UOA)	0
Baseline contract value	£628,035.50

ACCESS*

Patients seen in 24 months	Total	Change since previous quarter
Quarter ending December 2017	8,705	
Quarter ending March 2018	8,840	→
Quarter ending June 2018	9,079	↑
Quarter ending September 2018	9,329	↑
Quarter ending December 2018	9,457	→
Variance since December 2017	8.6%	↑



ACTIVITY



Month	Adjusted Scheduled Activity (UDA)	
	2018	2019
April	412	674
May	2,714	2,969
June	4,518	4,443
July	7,247	7,051
August	8,717	9,304
September	11,207	11,097
October	13,129	13,329
November	15,792	15,202
December	17,650	17,012
January	19,669	
February	21,735	
March	23,743	
April	24,577	
May	24,560	
June	24,557	

QUALITY

	Quantity	Base Number	Contract	AT	Region	England
% of FP17s for the same patient ID Re-attending within 3 months - Children	120	2,114	5.7%	9.6%	11.3%	11.8%
% of FP17s for the same patient ID Re-attending within 3 months - Adults	615	6,976	8.8%	13.9%	15.3%	15.6%
% of FP17s for the same patient ID Re-attending between 3 & 9 months - Children	1,235	2,114	58.4%	61.7%	61.1%	58.8%
% of FP17s for the same patient ID Re-attending between 3 & 9 months - Adults	2,670	6,976	38.3%	53.0%	52.4%	51.0%
% of FP17s for Band 1 Urgent Courses	370	8,728	4.2%	9.8%	9.5%	9.0%
% of FP17s Relating to Free Repair or Replacements	10	8,728	0.1%	0.6%	0.7%	0.8%
% of FP17s Relating to Continuations	52	8,728	0.6%	0.9%	0.8%	0.9%
% of Patients satisfied with the dentistry they have received	3	4	N/A	93.0%	93.1%	93.2%
% of Patients satisfied with the time they had to wait for an appointment	3	4	N/A	88.0%	87.8%	88.3%

* This is based on patients treated on this contract for their most recent course of treatment. Figures in italics indicate the base number of FP17s or Patient Questionnaire responses are less than 100. N/A is shown where the base number of responses is less than 10 during the period. % is calculated as Quantity/Base number*100

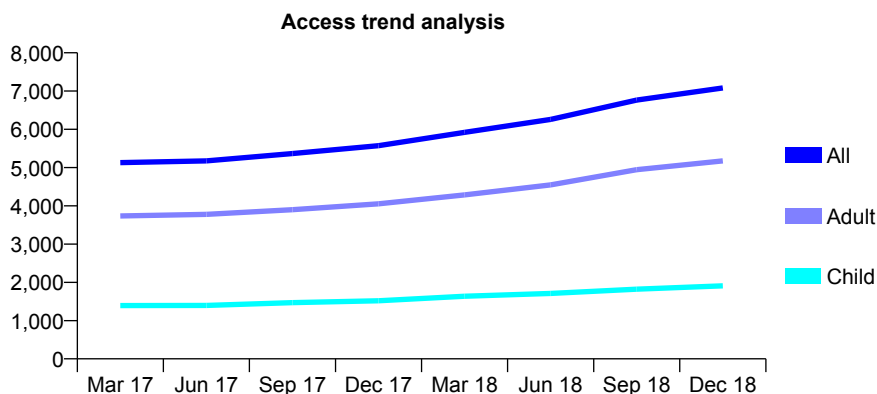
Q70 - Vital Signs At a Glance Contract Report for 170046/0001 - December 2018

Name or company name	Mr T Darling
Contract type name	GDS Contract
Purpose of contract	General and Orthodontic
Contract start date	01/12/2012
Contract end date	

18/19 Contracted general activity (UDA)	13,766
Carry forward general activity (UDA)	0
18/19 Contracted orthodontic activity (UOA)	221
Carry forward orthodontic activity (UOA)	0
Baseline contract value	£395,919.83

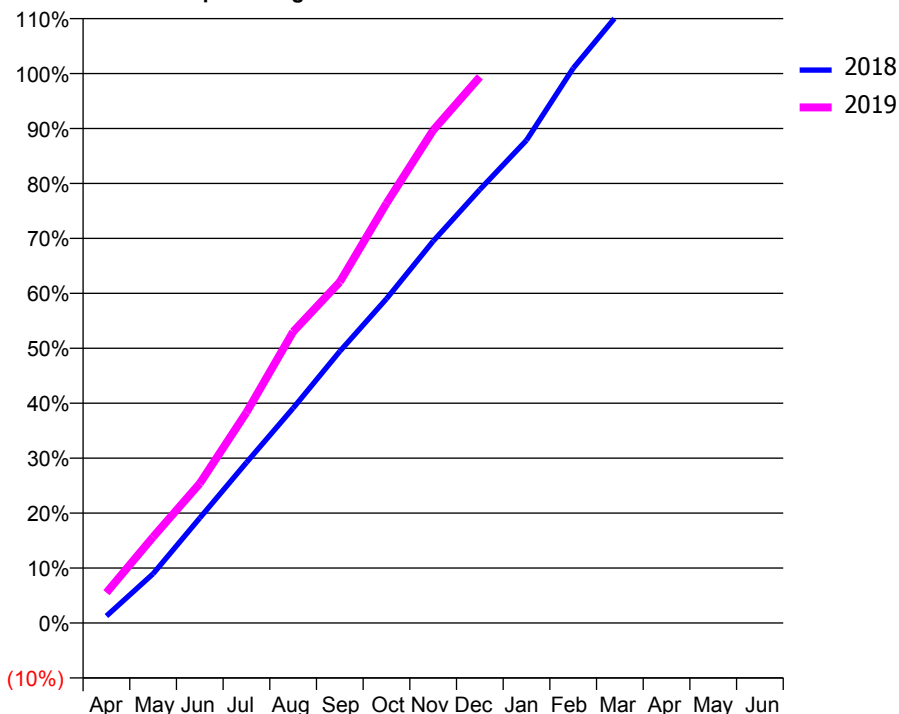
ACCESS*

Patients seen in 24 months	Total	Change since previous quarter
Quarter ending December 2017	5,571	
Quarter ending March 2018	5,921	↑
Quarter ending June 2018	6,259	↑
Quarter ending September 2018	6,766	↑
Quarter ending December 2018	7,081	↑
Variance since December 2017	27.1%	↑



ACTIVITY

Cumulative percentage of contracted UDA delivered 2018 & 2019



Month	Adjusted Scheduled Activity (UDA)	
	2018	2019
April	174	760
May	1,236	2,156
June	2,629	3,497
July	4,019	5,276
August	5,385	7,296
September	6,808	8,543
October	8,123	10,516
November	9,565	12,346
December	10,858	13,682
January	12,093	
February	13,898	
March	15,308	
April	15,945	
May	16,026	
June	16,045	

QUALITY

	Quantity	Base Number	Contract	AT	Region	England
% of FP17s for the same patient ID Re-attending within 3 months - Children	118	2,008	5.9%	9.6%	11.3%	11.8%
% of FP17s for the same patient ID Re-attending within 3 months - Adults	628	5,129	12.2%	13.9%	15.3%	15.6%
% of FP17s for the same patient ID Re-attending between 3 & 9 months - Children	966	2,008	48.1%	61.7%	61.1%	58.8%
% of FP17s for the same patient ID Re-attending between 3 & 9 months - Adults	2,107	5,129	41.1%	53.0%	52.4%	51.0%
% of FP17s for Band 1 Urgent Courses	464	6,750	6.9%	9.8%	9.5%	9.0%
% of FP17s Relating to Free Repair or Replacements	0	6,750	0.0%	0.6%	0.7%	0.8%
% of FP17s Relating to Continuations	111	6,750	1.6%	0.9%	0.8%	0.9%
% of Patients satisfied with the dentistry they have received	1	1	N/A	93.0%	93.1%	93.2%
% of Patients satisfied with the time they had to wait for an appointment	1	1	N/A	88.0%	87.8%	88.3%

* This is based on patients treated on this contract for their most recent course of treatment. Figures in italics indicate the base number of FP17s or Patient Questionnaire responses are less than 100. N/A is shown where the base number of responses is less than 10 during the period. % is calculated as Quantity/Base number*100

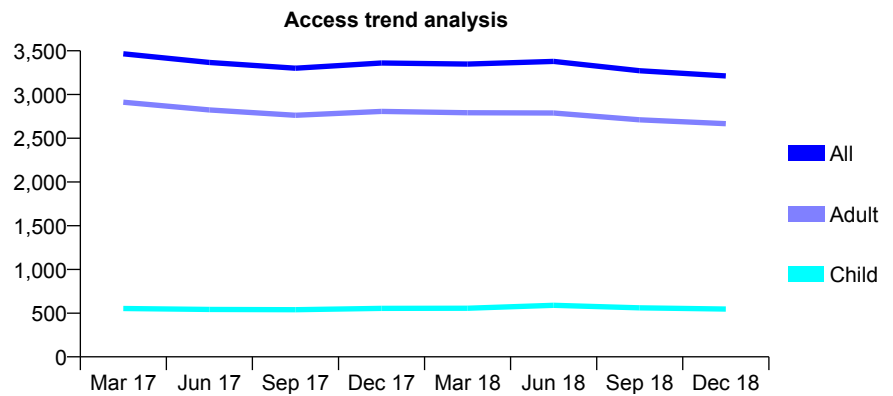
Q70 - Vital Signs At a Glance Contract Report for 170127/0001 - December 2018

Name or company name	The Erfans
Contract type name	GDS Contract
Purpose of contract	General
Contract start date	16/04/2012
Contract end date	

18/19 Contracted general activity (UDA)	9,107
Carry forward general activity (UDA)	0
18/19 Contracted orthodontic activity (UOA)	0
Carry forward orthodontic activity (UOA)	0
Baseline contract value	£230,329.27

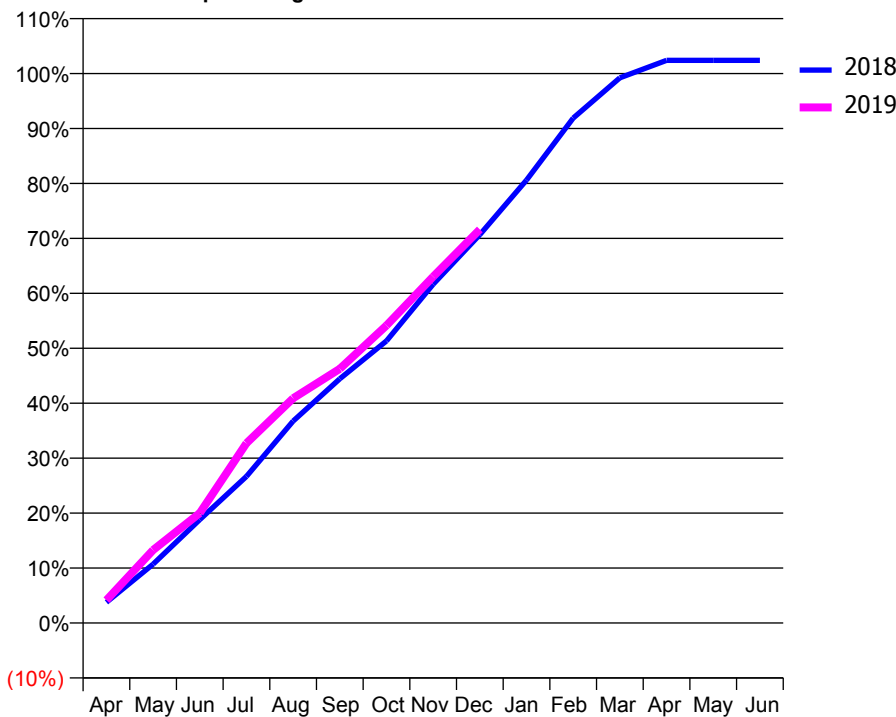
ACCESS*

Patients seen in 24 months	Total	Change since previous quarter
Quarter ending December 2017	3,361	
Quarter ending March 2018	3,348	→
Quarter ending June 2018	3,379	→
Quarter ending September 2018	3,272	↓
Quarter ending December 2018	3,213	↓
Variance since December 2017	(4.4%)	↓



ACTIVITY

Cumulative percentage of contracted UDA delivered 2018 & 2019



Month	Adjusted Scheduled Activity (UDA)	
	2018	2019
April	343	379
May	977	1,209
June	1,714	1,823
July	2,430	2,979
August	3,347	3,725
September	4,047	4,213
October	4,674	4,933
November	5,615	5,740
December	6,436	6,523
January	7,340	
February	8,368	
March	9,036	
April	9,326	
May	9,326	
June	9,325	

QUALITY

	Quantity	Base Number	Contract	AT	Region	England
% of FP17s for the same patient ID Re-attending within 3 months - Children	14	479	2.9%	9.6%	11.3%	11.8%
% of FP17s for the same patient ID Re-attending within 3 months - Adults	276	2,630	10.5%	13.9%	15.3%	15.6%
% of FP17s for the same patient ID Re-attending between 3 & 9 months - Children	274	479	57.2%	61.7%	61.1%	58.8%
% of FP17s for the same patient ID Re-attending between 3 & 9 months - Adults	1,712	2,630	65.1%	53.0%	52.4%	51.0%
% of FP17s for Band 1 Urgent Courses	144	3,000	4.8%	9.8%	9.5%	9.0%
% of FP17s Relating to Free Repair or Replacements	20	3,000	0.7%	0.6%	0.7%	0.8%
% of FP17s Relating to Continuations	49	3,000	1.6%	0.9%	0.8%	0.9%
% of Patients satisfied with the dentistry they have received	5	7	N/A	93.0%	93.1%	93.2%
% of Patients satisfied with the time they had to wait for an appointment	4	7	N/A	88.0%	87.8%	88.3%

* This is based on patients treated on this contract for their most recent course of treatment. Figures in italics indicate the base number of FP17s or Patient Questionnaire responses are less than 100. N/A is shown where the base number of responses is less than 10 during the period. % is calculated as Quantity/Base number*100

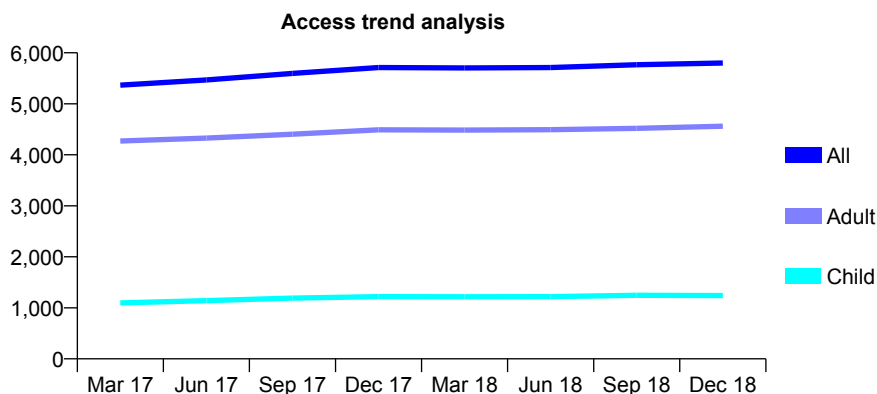
Q70 - Vital Signs At a Glance Contract Report for 170542/0001 - December 2018

Name or company name	Mr A Ebodi Deljoujin
Contract type name	GDS Contract
Purpose of contract	General
Contract start date	01/10/2010
Contract end date	

18/19 Contracted general activity (UDA)	17,076
Carry forward general activity (UDA)	0
18/19 Contracted orthodontic activity (UOA)	0
Carry forward orthodontic activity (UOA)	0
Baseline contract value	£417,057.98

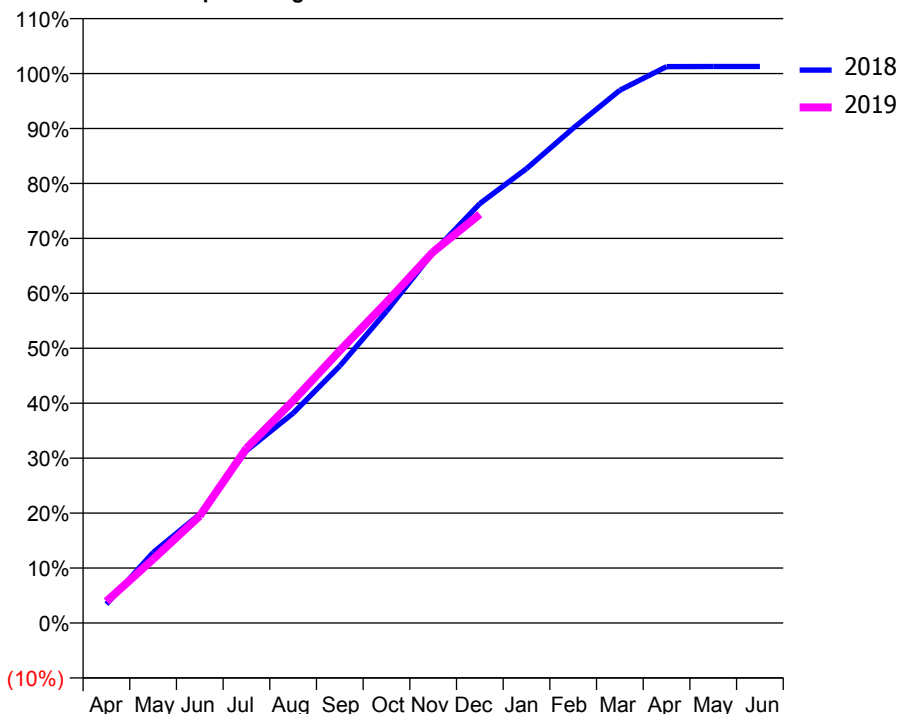
ACCESS*

Patients seen in 24 months	Total	Change since previous quarter
Quarter ending December 2017	5,710	
Quarter ending March 2018	5,702	→
Quarter ending June 2018	5,712	→
Quarter ending September 2018	5,767	→
Quarter ending December 2018	5,801	→
Variance since December 2017	1.6%	→



ACTIVITY

Cumulative percentage of contracted UDA delivered 2018 & 2019



Month	Adjusted Scheduled Activity (UDA)	
	2018	2019
April	587	674
May	2,191	1,985
June	3,382	3,331
July	5,355	5,432
August	6,521	6,905
September	7,989	8,465
October	9,685	9,966
November	11,518	11,535
December	13,033	12,703
January	14,122	
February	15,377	
March	16,558	
April	17,292	
May	17,294	
June	17,294	

QUALITY

	Quantity	Base Number	Contract	AT	Region	England
% of FP17s for the same patient ID Re-attending within 3 months - Children	95	1,434	6.6%	9.6%	11.3%	11.8%
% of FP17s for the same patient ID Re-attending within 3 months - Adults	684	5,272	13.0%	13.9%	15.3%	15.6%
% of FP17s for the same patient ID Re-attending between 3 & 9 months - Children	922	1,434	64.3%	61.7%	61.1%	58.8%
% of FP17s for the same patient ID Re-attending between 3 & 9 months - Adults	3,488	5,272	66.2%	53.0%	52.4%	51.0%
% of FP17s for Band 1 Urgent Courses	437	6,412	6.8%	9.8%	9.5%	9.0%
% of FP17s Relating to Free Repair or Replacements	10	6,412	0.2%	0.6%	0.7%	0.8%
% of FP17s Relating to Continuations	79	6,412	1.2%	0.9%	0.8%	0.9%
% of Patients satisfied with the dentistry they have received	0	0	N/A	93.0%	93.1%	93.2%
% of Patients satisfied with the time they had to wait for an appointment	0	0	N/A	88.0%	87.8%	88.3%

* This is based on patients treated on this contract for their most recent course of treatment. Figures in italics indicate the base number of FP17s or Patient Questionnaire responses are less than 100. N/A is shown where the base number of responses is less than 10 during the period. % is calculated as Quantity/Base number*100

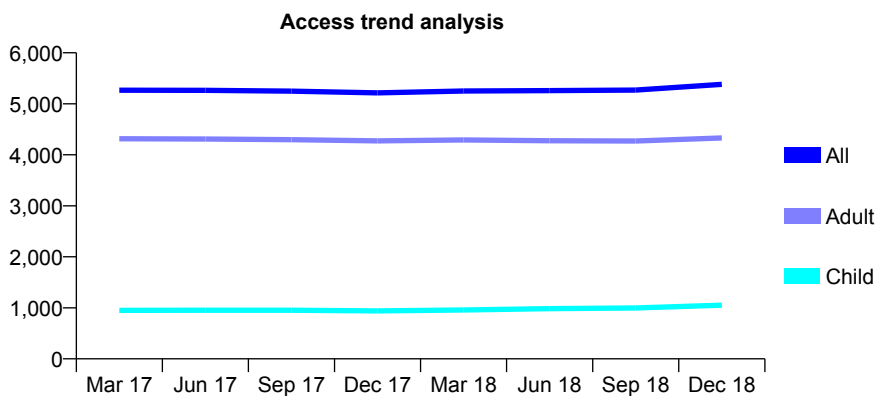
Q70 - Vital Signs At a Glance Contract Report for 170747/0001 - December 2018

Name or company name	Miss P Kotecha
Contract type name	GDS Contract
Purpose of contract	General and Orthodontic
Contract start date	01/12/2013
Contract end date	

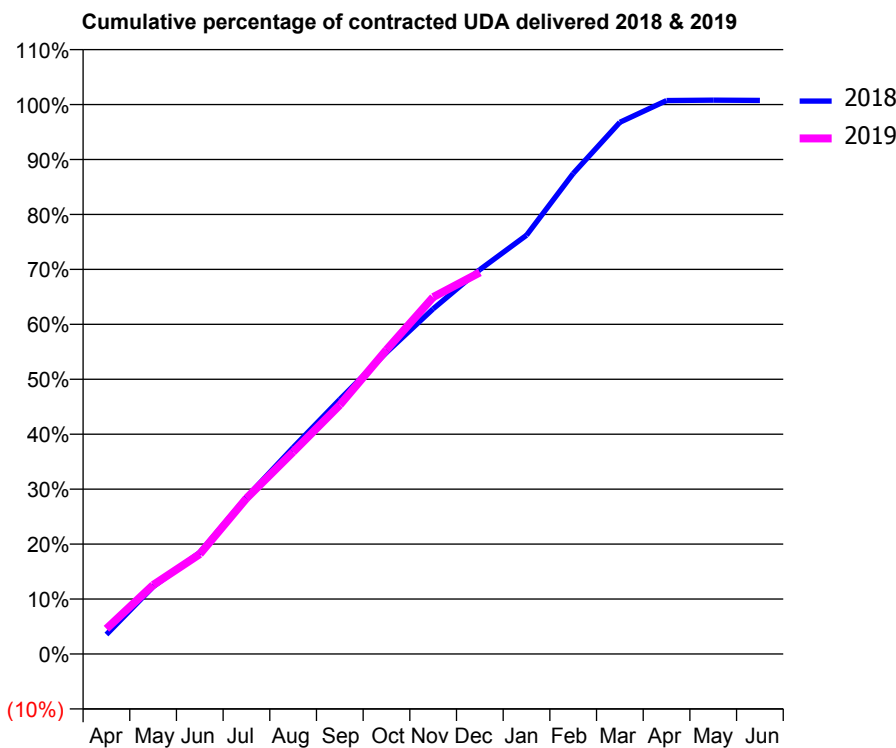
18/19 Contracted general activity (UDA)	16,248
Carry forward general activity (UDA)	0
18/19 Contracted orthodontic activity (UOA)	2,423
Carry forward orthodontic activity (UOA)	0
Baseline contract value	£596,100.47

ACCESS*

Patients seen in 24 months	Total	Change since previous quarter
Quarter ending December 2017	5,214	
Quarter ending March 2018	5,250	→
Quarter ending June 2018	5,260	→
Quarter ending September 2018	5,268	→
Quarter ending December 2018	5,383	↑
Variance since December 2017	3.2%	↑



ACTIVITY



Adjusted Scheduled Activity (UDA)		
Month	2018	2019
April	578	746
May	1,988	2,042
June	3,003	2,957
July	4,636	4,604
August	6,104	5,975
September	7,529	7,362
October	8,918	8,996
November	10,208	10,551
December	11,364	11,283
January	12,381	
February	14,207	
March	15,722	
April	16,365	
May	16,376	
June	16,369	

QUALITY

	Quantity	Base Number	Contract	AT	Region	England
% of FP17s for the same patient ID Re-attending within 3 months - Children	62	1,275	4.9%	9.6%	11.3%	11.8%
% of FP17s for the same patient ID Re-attending within 3 months - Adults	325	4,550	7.1%	13.9%	15.3%	15.6%
% of FP17s for the same patient ID Re-attending between 3 & 9 months - Children	675	1,275	52.9%	61.7%	61.1%	58.8%
% of FP17s for the same patient ID Re-attending between 3 & 9 months - Adults	2,969	4,550	65.3%	53.0%	52.4%	51.0%
% of FP17s for Band 1 Urgent Courses	155	5,371	2.9%	9.8%	9.5%	9.0%
% of FP17s Relating to Free Repair or Replacements	45	5,371	0.8%	0.6%	0.7%	0.8%
% of FP17s Relating to Continuations	16	5,371	0.3%	0.9%	0.8%	0.9%
% of Patients satisfied with the dentistry they have received	4	4	N/A	93.0%	93.1%	93.2%
% of Patients satisfied with the time they had to wait for an appointment	4	4	N/A	88.0%	87.8%	88.3%

* This is based on patients treated on this contract for their most recent course of treatment. Figures in italics indicate the base number of FP17s or Patient Questionnaire responses are less than 100. N/A is shown where the base number of responses is less than 10 during the period. % is calculated as Quantity/Base number*100

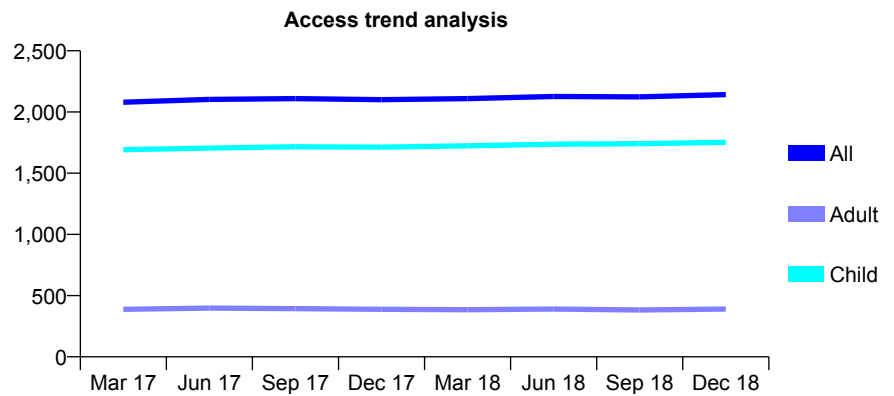
Q70 - Vital Signs At a Glance Contract Report for 171921/0001 - December 2018

Name or company name	Beauchamp House Dental Surgery
Contract type name	GDS Contract
Purpose of contract	General
Contract start date	01/04/2009
Contract end date	

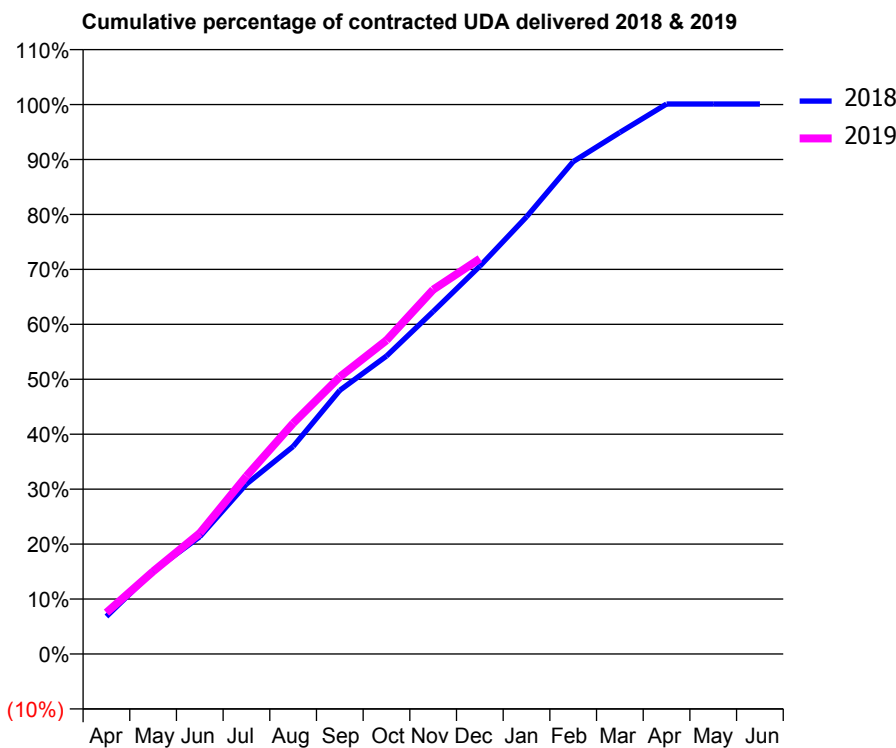
18/19 Contracted general activity (UDA)	5,000
Carry forward general activity (UDA)	0
18/19 Contracted orthodontic activity (UOA)	0
Carry forward orthodontic activity (UOA)	0
Baseline contract value	£157,573.63

ACCESS*

Patients seen in 24 months	Total	Change since previous quarter
Quarter ending December 2017	2,101	
Quarter ending March 2018	2,109	→
Quarter ending June 2018	2,127	→
Quarter ending September 2018	2,124	→
Quarter ending December 2018	2,142	→
Variance since December 2017	2.0%	→



ACTIVITY



Month	Adjusted Scheduled Activity (UDA)	
	2018	2019
April	342	377
May	753	751
June	1,067	1,100
July	1,547	1,619
August	1,888	2,100
September	2,399	2,522
October	2,712	2,855
November	3,117	3,315
December	3,529	3,597
January	3,978	
February	4,481	
March	4,746	
April	5,004	
May	5,004	
June	5,004	

QUALITY

	Quantity	Base Number	Contract	AT	Region	England
% of FP17s for the same patient ID Re-attending within 3 months - Children	192	2,315	8.3%	9.6%	11.3%	11.8%
% of FP17s for the same patient ID Re-attending within 3 months - Adults	46	243	18.9%	13.9%	15.3%	15.6%
% of FP17s for the same patient ID Re-attending between 3 & 9 months - Children	1,582	2,315	68.3%	61.7%	61.1%	58.8%
% of FP17s for the same patient ID Re-attending between 3 & 9 months - Adults	148	243	60.9%	53.0%	52.4%	51.0%
% of FP17s for Band 1 Urgent Courses	111	2,408	4.6%	9.8%	9.5%	9.0%
% of FP17s Relating to Free Repair or Replacements	0	2,408	0.0%	0.6%	0.7%	0.8%
% of FP17s Relating to Continuations	1	2,408	0.0%	0.9%	0.8%	0.9%
% of Patients satisfied with the dentistry they have received	1	1	N/A	93.0%	93.1%	93.2%
% of Patients satisfied with the time they had to wait for an appointment	1	1	N/A	88.0%	87.8%	88.3%

* This is based on patients treated on this contract for their most recent course of treatment. Figures in italics indicate the base number of FP17s or Patient Questionnaire responses are less than 100. N/A is shown where the base number of responses is less than 10 during the period. % is calculated as Quantity/Base number*100

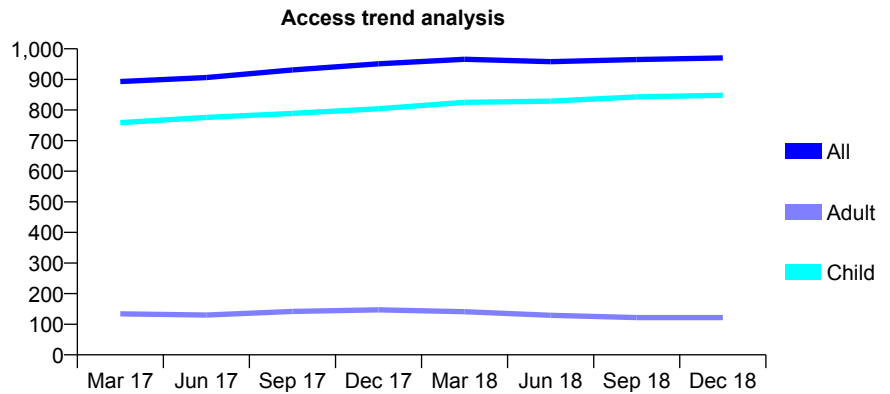
Q70 - Vital Signs At a Glance Contract Report for 173363/0001 - December 2018

Name or company name	MLL Portchester
Contract type name	GDS Contract
Purpose of contract	General
Contract start date	01/10/2009
Contract end date	

18/19 Contracted general activity (UDA)	1,430
Carry forward general activity (UDA)	0
18/19 Contracted orthodontic activity (UOA)	0
Carry forward orthodontic activity (UOA)	0
Baseline contract value	£37,261.56

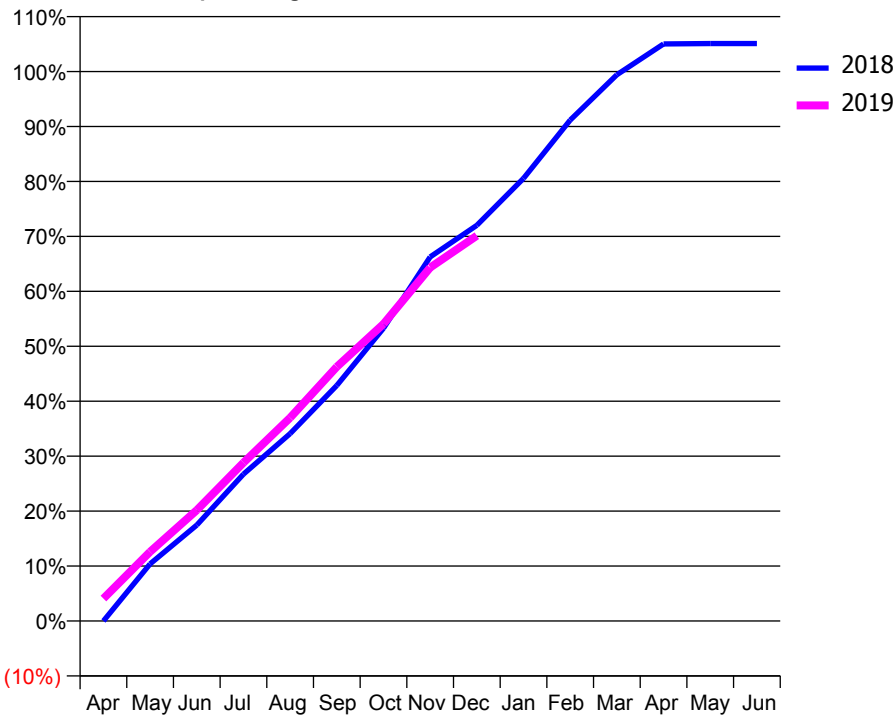
ACCESS*

Patients seen in 24 months	Total	Change since previous quarter
Quarter ending December 2017	951	
Quarter ending March 2018	966	→
Quarter ending June 2018	958	→
Quarter ending September 2018	965	→
Quarter ending December 2018	970	→
Variance since December 2017	2.0%	→



ACTIVITY

Cumulative percentage of contracted UDA delivered 2018 & 2019



Month	Adjusted Scheduled Activity (UDA)	
	2018	2019
April	0	58
May	149	180
June	250	289
July	382	412
August	488	529
September	613	662
October	762	773
November	947	920
December	1,030	1,003
January	1,152	
February	1,304	
March	1,421	
April	1,502	
May	1,503	
June	1,503	

QUALITY

	Quantity	Base Number	Contract	AT	Region	England
% of FP17s for the same patient ID Re-attending within 3 months - Children	29	731	4.0%	9.6%	11.3%	11.8%
% of FP17s for the same patient ID Re-attending within 3 months - Adults	1	38	2.6%	13.9%	15.3%	15.6%
% of FP17s for the same patient ID Re-attending between 3 & 9 months - Children	363	731	49.7%	61.7%	61.1%	58.8%
% of FP17s for the same patient ID Re-attending between 3 & 9 months - Adults	15	38	39.5%	53.0%	52.4%	51.0%
% of FP17s for Band 1 Urgent Courses	24	711	3.4%	9.8%	9.5%	9.0%
% of FP17s Relating to Free Repair or Replacements	0	711	0.0%	0.6%	0.7%	0.8%
% of FP17s Relating to Continuations	0	711	0.0%	0.9%	0.8%	0.9%
% of Patients satisfied with the dentistry they have received	1	1	N/A	93.0%	93.1%	93.2%
% of Patients satisfied with the time they had to wait for an appointment	1	1	N/A	88.0%	87.8%	88.3%

* This is based on patients treated on this contract for their most recent course of treatment. Figures in italics indicate the base number of FP17s or Patient Questionnaire responses are less than 100. N/A is shown where the base number of responses is less than 10 during the period. % is calculated as Quantity/Base number*100

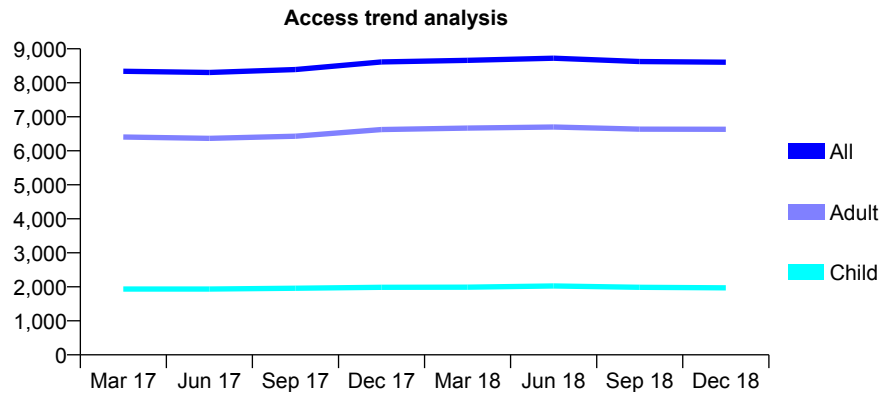
Q70 - Vital Signs At a Glance Contract Report for 175226/0001 - December 2018

Name or company name	S Cowley, R Ingham and J Angelo
Contract type name	GDS Contract
Purpose of contract	General
Contract start date	01/04/2009
Contract end date	

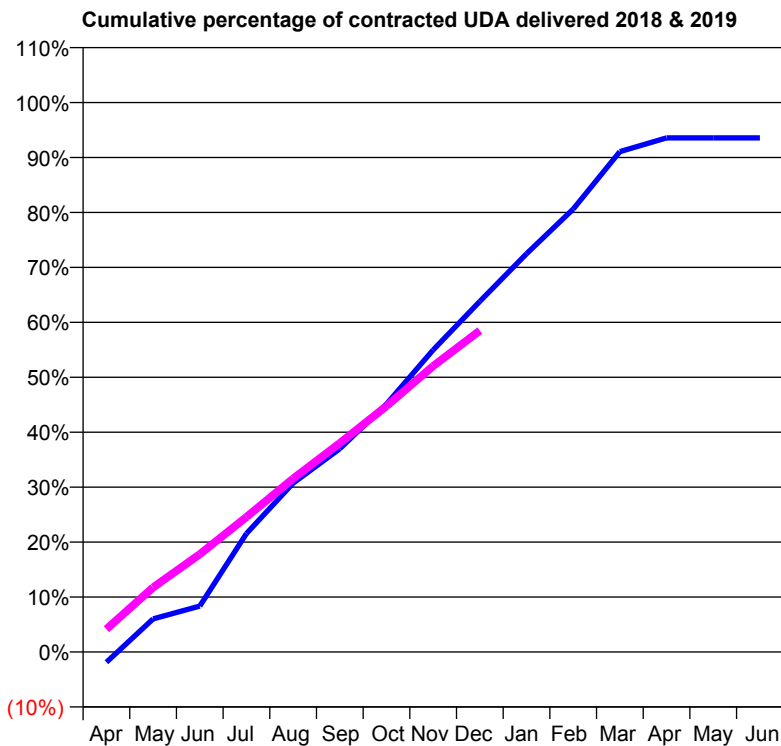
18/19 Contracted general activity (UDA)	26,029
Carry forward general activity (UDA)	0
18/19 Contracted orthodontic activity (UOA)	0
Carry forward orthodontic activity (UOA)	0
Baseline contract value	£784,533.13

ACCESS*

Patients seen in 24 months	Total	Change since previous quarter
Quarter ending December 2017	8,614	
Quarter ending March 2018	8,660	→
Quarter ending June 2018	8,725	→
Quarter ending September 2018	8,624	↓
Quarter ending December 2018	8,604	→
Variance since December 2017	(0.1%)	→



ACTIVITY



Month	Adjusted Scheduled Activity (UDA)	
	2018	2019
April	-452	1,084
May	1,449	3,059
June	2,008	4,632
July	5,184	6,394
August	7,384	8,216
September	8,889	9,892
October	10,844	11,648
November	13,212	13,544
December	15,330	15,224
January	17,416	
February	19,368	
March	21,883	
April	22,483	
May	22,483	
June	22,483	

QUALITY

	Quantity	Base Number	Contract	AT	Region	England
% of FP17s for the same patient ID Re-attending within 3 months - Children	112	1,984	5.6%	9.6%	11.3%	11.8%
% of FP17s for the same patient ID Re-attending within 3 months - Adults	1,103	6,556	16.8%	13.9%	15.3%	15.6%
% of FP17s for the same patient ID Re-attending between 3 & 9 months - Children	1,200	1,984	60.5%	61.7%	61.1%	58.8%
% of FP17s for the same patient ID Re-attending between 3 & 9 months - Adults	3,351	6,556	51.1%	53.0%	52.4%	51.0%
% of FP17s for Band 1 Urgent Courses	867	8,283	10.5%	9.8%	9.5%	9.0%
% of FP17s Relating to Free Repair or Replacements	68	8,283	0.8%	0.6%	0.7%	0.8%
% of FP17s Relating to Continuations	189	8,283	2.3%	0.9%	0.8%	0.9%
% of Patients satisfied with the dentistry they have received	2	2	N/A	93.0%	93.1%	93.2%
% of Patients satisfied with the time they had to wait for an appointment	2	2	N/A	88.0%	87.8%	88.3%

* This is based on patients treated on this contract for their most recent course of treatment. Figures in italics indicate the base number of FP17s or Patient Questionnaire responses are less than 100. N/A is shown where the base number of responses is less than 10 during the period. % is calculated as Quantity/Base number*100

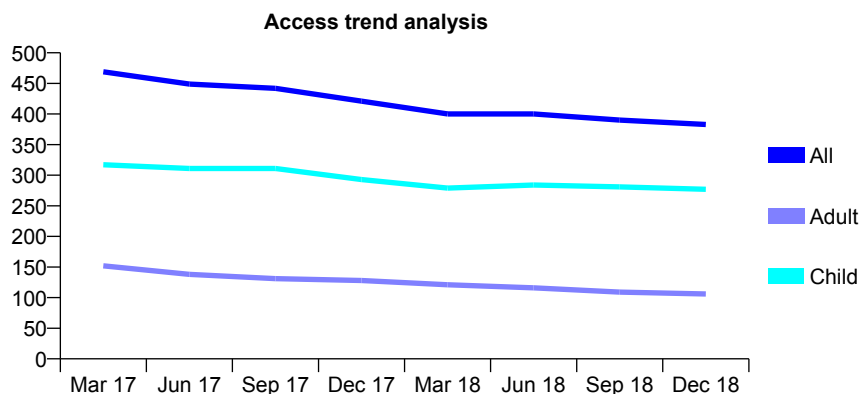
Q70 - Vital Signs At a Glance Contract Report for 177148/0001 - December 2018

Name or company name	Miss S K Dau
Contract type name	GDS Contract
Purpose of contract	General
Contract start date	01/02/2014
Contract end date	

18/19 Contracted general activity (UDA)	1,500
Carry forward general activity (UDA)	0
18/19 Contracted orthodontic activity (UOA)	0
Carry forward orthodontic activity (UOA)	0
Baseline contract value	£36,268.18

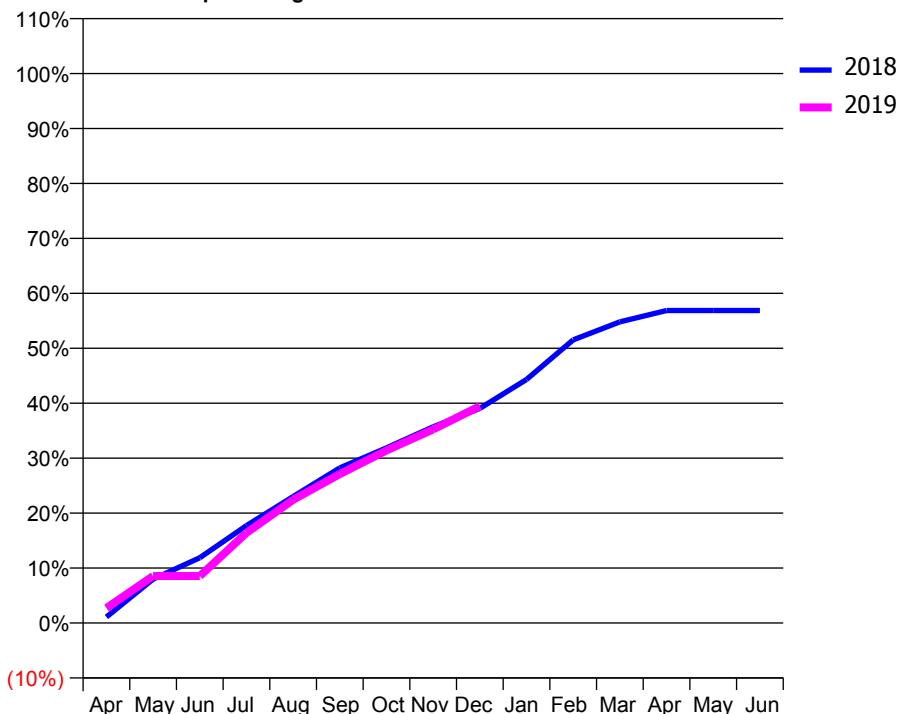
ACCESS*

Patients seen in 24 months	Total	Change since previous quarter
Quarter ending December 2017	421	
Quarter ending March 2018	400	↓
Quarter ending June 2018	400	→
Quarter ending September 2018	390	↓
Quarter ending December 2018	383	↓
Variance since December 2017	(9.0%)	↓



ACTIVITY

Cumulative percentage of contracted UDA delivered 2018 & 2019



Month	Adjusted Scheduled Activity (UDA)	
	2018	2019
April	17	41
May	120	128
June	178	128
July	266	246
August	345	337
September	424	407
October	478	471
November	536	529
December	586	592
January	665	
February	773	
March	822	
April	853	
May	853	
June	853	

QUALITY

	Quantity	Base Number	Contract	AT	Region	England
% of FP17s for the same patient ID Re-attending within 3 months - Children	21	353	5.9%	9.6%	11.3%	11.8%
% of FP17s for the same patient ID Re-attending within 3 months - Adults	3	79	3.8%	13.9%	15.3%	15.6%
% of FP17s for the same patient ID Re-attending between 3 & 9 months - Children	241	353	68.3%	61.7%	61.1%	58.8%
% of FP17s for the same patient ID Re-attending between 3 & 9 months - Adults	60	79	75.9%	53.0%	52.4%	51.0%
% of FP17s for Band 1 Urgent Courses	20	415	4.8%	9.8%	9.5%	9.0%
% of FP17s Relating to Free Repair or Replacements	0	415	0.0%	0.6%	0.7%	0.8%
% of FP17s Relating to Continuations	0	415	0.0%	0.9%	0.8%	0.9%
% of Patients satisfied with the dentistry they have received	0	0	N/A	93.0%	93.1%	93.2%
% of Patients satisfied with the time they had to wait for an appointment	0	0	N/A	88.0%	87.8%	88.3%

* This is based on patients treated on this contract for their most recent course of treatment. Figures in italics indicate the base number of FP17s or Patient Questionnaire responses are less than 100. N/A is shown where the base number of responses is less than 10 during the period. % is calculated as Quantity/Base number*100

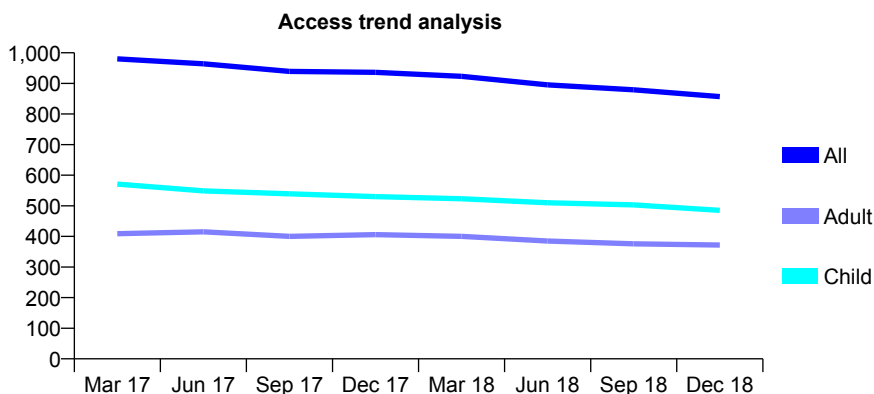
Q70 - Vital Signs At a Glance Contract Report for 177571/0001 - December 2018

Name or company name	Mr M Dellafera
Contract type name	GDS Contract
Purpose of contract	General
Contract start date	01/07/2008
Contract end date	

18/19 Contracted general activity (UDA)	1,950
Carry forward general activity (UDA)	0
18/19 Contracted orthodontic activity (UOA)	0
Carry forward orthodontic activity (UOA)	0
Baseline contract value	£45,075.76

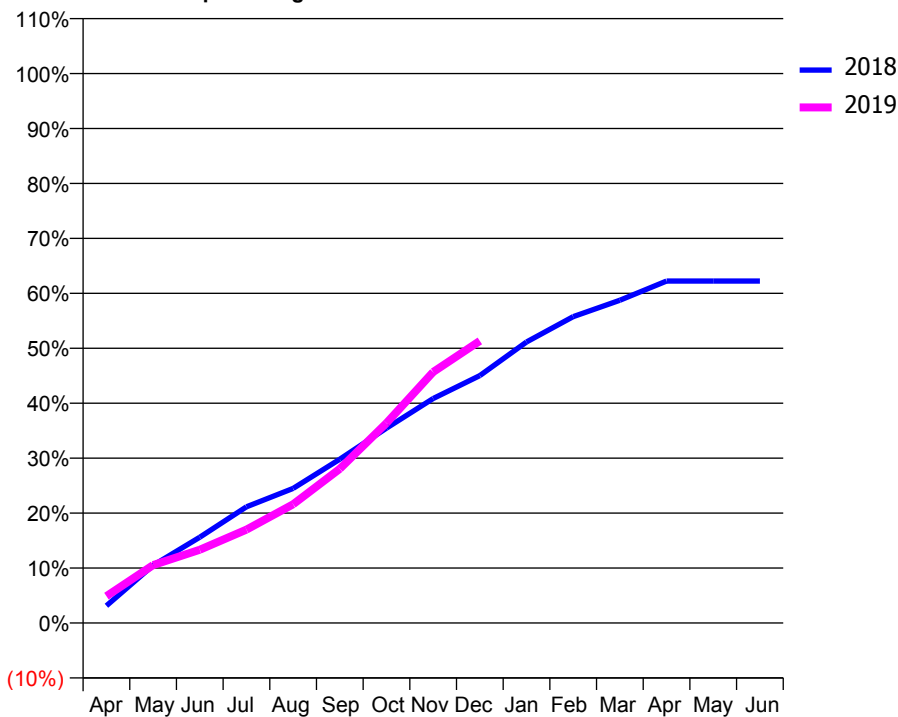
ACCESS*

Patients seen in 24 months	Total	Change since previous quarter
Quarter ending December 2017	936	
Quarter ending March 2018	923	↓
Quarter ending June 2018	895	↓
Quarter ending September 2018	879	↓
Quarter ending December 2018	857	↓
Variance since December 2017	(8.4%)	↓



ACTIVITY

Cumulative percentage of contracted UDA delivered 2018 & 2019



Adjusted Scheduled Activity (UDA)

Month	2018	2019
April	82	95
May	273	206
June	406	260
July	550	332
August	637	421
September	775	547
October	922	710
November	1,062	891
December	1,171	1,001
January	1,330	
February	1,450	
March	1,527	
April	1,618	
May	1,618	
June	1,618	

QUALITY

	Quantity	Base Number	Contract	AT	Region	England
% of FP17s for the same patient ID Re-attending within 3 months - Children	27	544	5.0%	9.6%	11.3%	11.8%
% of FP17s for the same patient ID Re-attending within 3 months - Adults	40	302	13.2%	13.9%	15.3%	15.6%
% of FP17s for the same patient ID Re-attending between 3 & 9 months - Children	346	544	63.6%	61.7%	61.1%	58.8%
% of FP17s for the same patient ID Re-attending between 3 & 9 months - Adults	179	302	59.3%	53.0%	52.4%	51.0%
% of FP17s for Band 1 Urgent Courses	37	775	4.8%	9.8%	9.5%	9.0%
% of FP17s Relating to Free Repair or Replacements	0	775	0.0%	0.6%	0.7%	0.8%
% of FP17s Relating to Continuations	6	775	0.8%	0.9%	0.8%	0.9%
% of Patients satisfied with the dentistry they have received	0	0	N/A	93.0%	93.1%	93.2%
% of Patients satisfied with the time they had to wait for an appointment	0	0	N/A	88.0%	87.8%	88.3%

* This is based on patients treated on this contract for their most recent course of treatment. Figures in italics indicate the base number of FP17s or Patient Questionnaire responses are less than 100. N/A is shown where the base number of responses is less than 10 during the period. % is calculated as Quantity/Base number*100

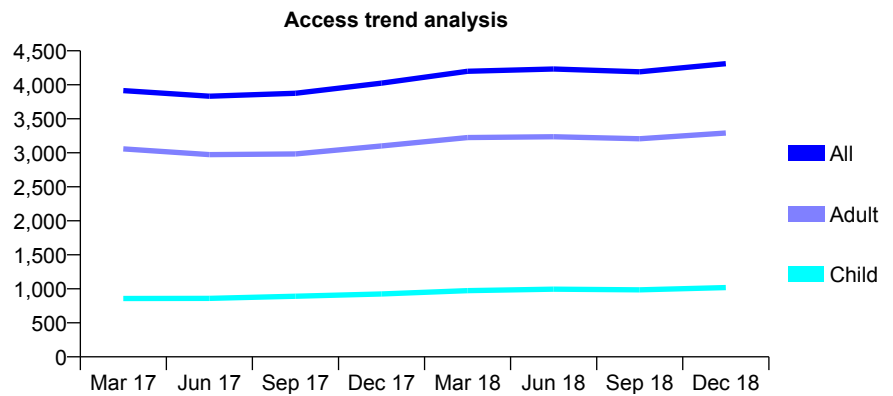
Q70 - Vital Signs At a Glance Contract Report for 179418/0001 - December 2018

Name or company name	Moonlight Dental Surgeries Ltd
Contract type name	GDS Contract
Purpose of contract	General
Contract start date	01/10/2008
Contract end date	

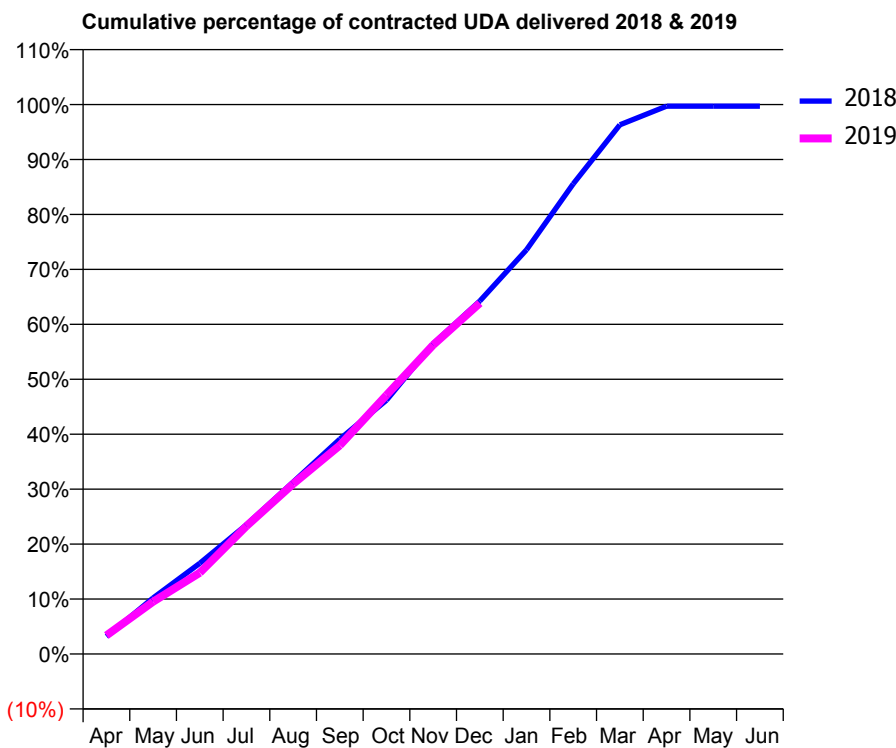
18/19 Contracted general activity (UDA)	14,000
Carry forward general activity (UDA)	40
18/19 Contracted orthodontic activity (UOA)	0
Carry forward orthodontic activity (UOA)	0
Baseline contract value	£355,892.50

ACCESS*

Patients seen in 24 months	Total	Change since previous quarter
Quarter ending December 2017	4,024	
Quarter ending March 2018	4,199	↑
Quarter ending June 2018	4,232	→
Quarter ending September 2018	4,191	→
Quarter ending December 2018	4,310	↑
Variance since December 2017	7.1%	↑



ACTIVITY



Month	Adjusted Scheduled Activity (UDA)	
	2018	2019
April	432	475
May	1,377	1,335
June	2,229	2,069
July	3,175	3,259
August	4,223	4,333
September	5,278	5,316
October	6,235	6,596
November	7,623	7,874
December	8,673	8,940
January	9,931	
February	11,549	
March	13,000	
April	13,460	
May	13,460	
June	13,460	

QUALITY

	Quantity	Base Number	Contract	AT	Region	England
% of FP17s for the same patient ID Re-attending within 3 months - Children	48	1,179	4.1%	9.6%	11.3%	11.8%
% of FP17s for the same patient ID Re-attending within 3 months - Adults	365	3,501	10.4%	13.9%	15.3%	15.6%
% of FP17s for the same patient ID Re-attending between 3 & 9 months - Children	829	1,179	70.3%	61.7%	61.1%	58.8%
% of FP17s for the same patient ID Re-attending between 3 & 9 months - Adults	2,337	3,501	66.8%	53.0%	52.4%	51.0%
% of FP17s for Band 1 Urgent Courses	350	4,487	7.8%	9.8%	9.5%	9.0%
% of FP17s Relating to Free Repair or Replacements	54	4,487	1.2%	0.6%	0.7%	0.8%
% of FP17s Relating to Continuations	15	4,487	0.3%	0.9%	0.8%	0.9%
% of Patients satisfied with the dentistry they have received	4	4	N/A	93.0%	93.1%	93.2%
% of Patients satisfied with the time they had to wait for an appointment	4	4	N/A	88.0%	87.8%	88.3%

* This is based on patients treated on this contract for their most recent course of treatment. Figures in italics indicate the base number of FP17s or Patient Questionnaire responses are less than 100. N/A is shown where the base number of responses is less than 10 during the period. % is calculated as Quantity/Base number*100

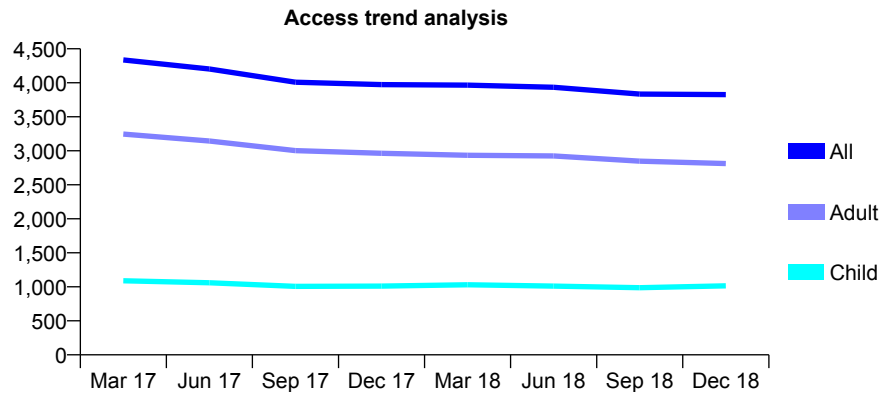
Q70 - Vital Signs At a Glance Contract Report for 179981/0001 - December 2018

Name or company name	Tolpuddle Dental Practice Ltd
Contract type name	GDS Contract
Purpose of contract	General
Contract start date	06/04/2007
Contract end date	

18/19 Contracted general activity (UDA)	13,500
Carry forward general activity (UDA)	0
18/19 Contracted orthodontic activity (UOA)	0
Carry forward orthodontic activity (UOA)	0
Baseline contract value	£348,333.26

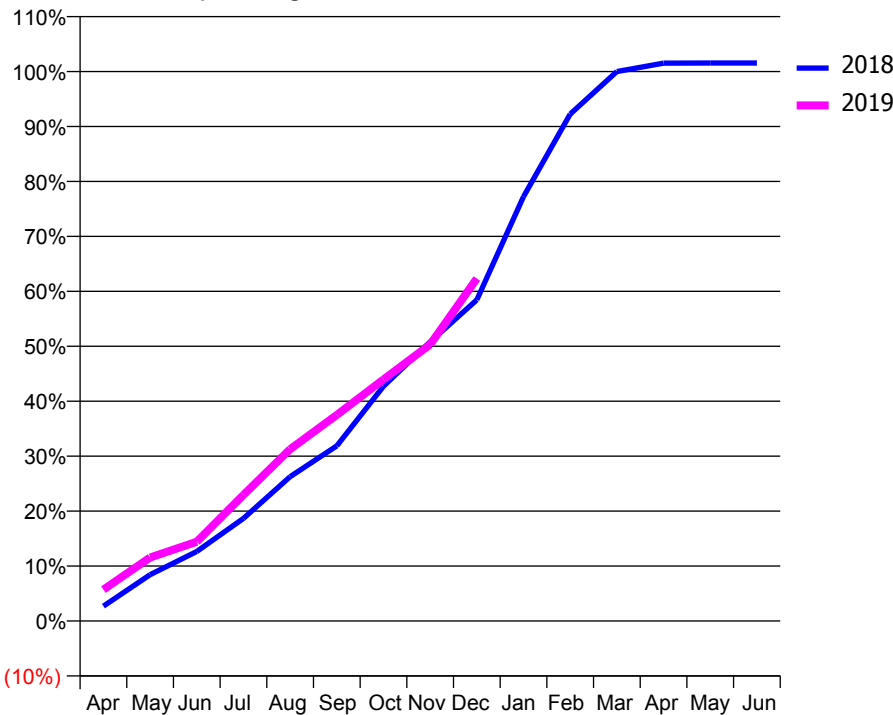
ACCESS*

Patients seen in 24 months	Total	Change since previous quarter
Quarter ending December 2017	3,973	
Quarter ending March 2018	3,965	→
Quarter ending June 2018	3,935	→
Quarter ending September 2018	3,835	↓
Quarter ending December 2018	3,827	→
Variance since December 2017	(3.7%)	↓



ACTIVITY

Cumulative percentage of contracted UDA delivered 2018 & 2019



Adjusted Scheduled Activity (UDA)		
Month	2018	2019
April	271	771
May	842	1,560
June	1,267	1,947
July	1,868	3,096
August	2,627	4,220
September	3,188	5,063
October	4,273	5,934
November	5,080	6,792
December	5,844	8,414
January	7,724	
February	9,226	
March	9,998	
April	10,153	
May	10,155	
June	10,155	

QUALITY

	Quantity	Base Number	Contract	AT	Region	England
% of FP17s for the same patient ID Re-attending within 3 months - Children	77	1,220	6.3%	9.6%	11.3%	11.8%
% of FP17s for the same patient ID Re-attending within 3 months - Adults	194	2,928	6.6%	13.9%	15.3%	15.6%
% of FP17s for the same patient ID Re-attending between 3 & 9 months - Children	810	1,220	66.4%	61.7%	61.1%	58.8%
% of FP17s for the same patient ID Re-attending between 3 & 9 months - Adults	1,916	2,928	65.4%	53.0%	52.4%	51.0%
% of FP17s for Band 1 Urgent Courses	147	4,087	3.6%	9.8%	9.5%	9.0%
% of FP17s Relating to Free Repair or Replacements	19	4,087	0.5%	0.6%	0.7%	0.8%
% of FP17s Relating to Continuations	14	4,087	0.3%	0.9%	0.8%	0.9%
% of Patients satisfied with the dentistry they have received	1	1	N/A	93.0%	93.1%	93.2%
% of Patients satisfied with the time they had to wait for an appointment	0	1	N/A	88.0%	87.8%	88.3%

* This is based on patients treated on this contract for their most recent course of treatment. Figures in italics indicate the base number of FP17s or Patient Questionnaire responses are less than 100. N/A is shown where the base number of responses is less than 10 during the period. % is calculated as Quantity/Base number*100

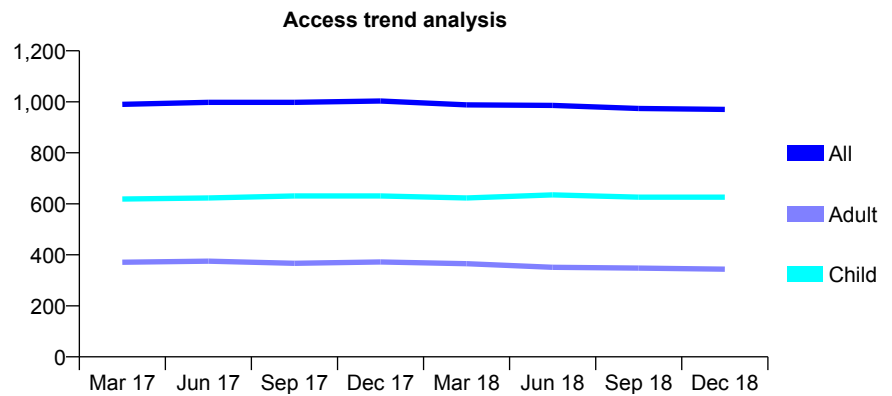
Q70 - Vital Signs At a Glance Contract Report for 180211/0001 - December 2018

Name or company name	Mr R Morgan
Contract type name	GDS Contract
Purpose of contract	General
Contract start date	01/04/2006
Contract end date	

18/19 Contracted general activity (UDA)	2,150
Carry forward general activity (UDA)	0
18/19 Contracted orthodontic activity (UOA)	0
Carry forward orthodontic activity (UOA)	0
Baseline contract value	£49,052.68

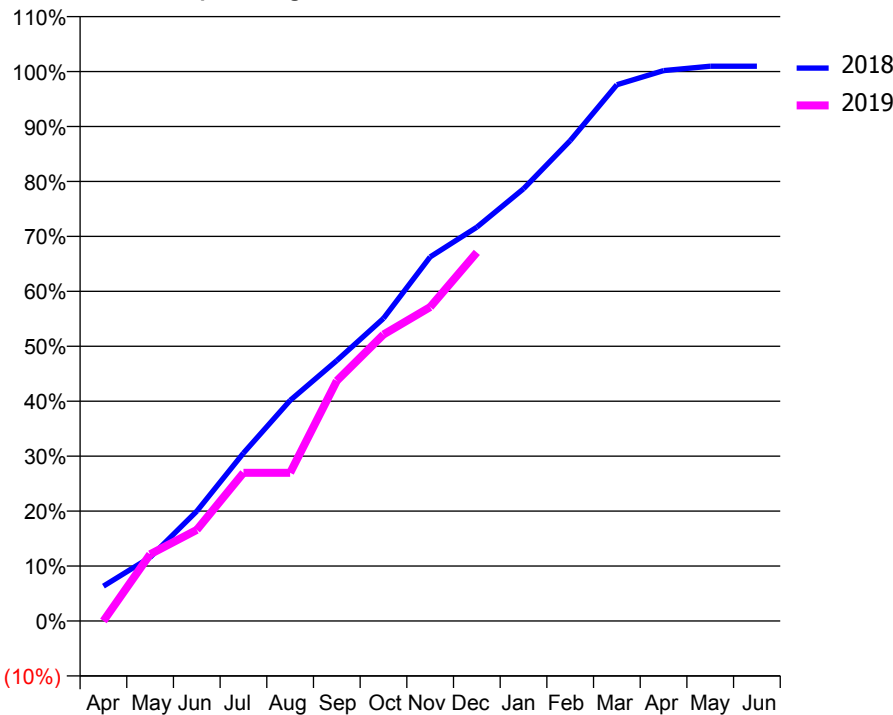
ACCESS*

Patients seen in 24 months	Total	Change since previous quarter
Quarter ending December 2017	1,003	
Quarter ending March 2018	988	↓
Quarter ending June 2018	986	→
Quarter ending September 2018	974	↓
Quarter ending December 2018	970	→
Variance since December 2017	(3.3%)	↓



ACTIVITY

Cumulative percentage of contracted UDA delivered 2018 & 2019



Adjusted Scheduled Activity (UDA)		
Month	2018	2019
April	137	0
May	249	261
June	430	356
July	657	580
August	863	580
September	1,019	940
October	1,184	1,121
November	1,424	1,228
December	1,541	1,443
January	1,691	
February	1,880	
March	2,098	
April	2,154	
May	2,171	
June	2,171	

QUALITY

	Quantity	Base Number	Contract	AT	Region	England
% of FP17s for the same patient ID Re-attending within 3 months - Children	68	791	8.6%	9.6%	11.3%	11.8%
% of FP17s for the same patient ID Re-attending within 3 months - Adults	32	289	11.1%	13.9%	15.3%	15.6%
% of FP17s for the same patient ID Re-attending between 3 & 9 months - Children	562	791	71.0%	61.7%	61.1%	58.8%
% of FP17s for the same patient ID Re-attending between 3 & 9 months - Adults	160	289	55.4%	53.0%	52.4%	51.0%
% of FP17s for Band 1 Urgent Courses	33	1,024	3.2%	9.8%	9.5%	9.0%
% of FP17s Relating to Free Repair or Replacements	0	1,024	0.0%	0.6%	0.7%	0.8%
% of FP17s Relating to Continuations	0	1,024	0.0%	0.9%	0.8%	0.9%
% of Patients satisfied with the dentistry they have received	1	1	N/A	93.0%	93.1%	93.2%
% of Patients satisfied with the time they had to wait for an appointment	1	1	N/A	88.0%	87.8%	88.3%

* This is based on patients treated on this contract for their most recent course of treatment. Figures in italics indicate the base number of FP17s or Patient Questionnaire responses are less than 100. N/A is shown where the base number of responses is less than 10 during the period. % is calculated as Quantity/Base number*100

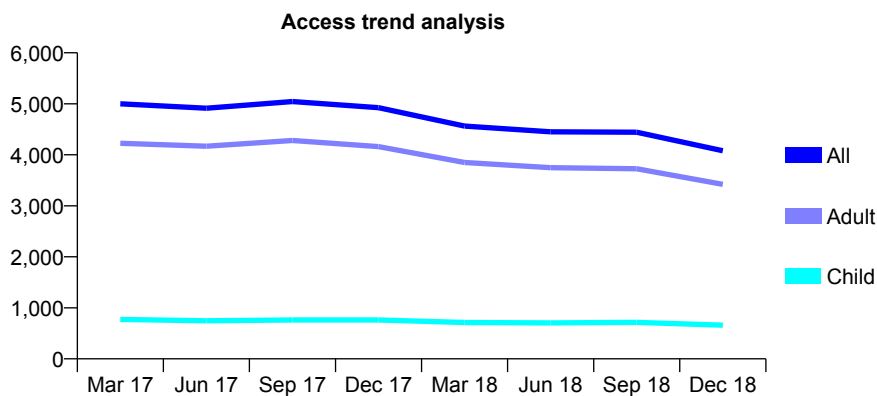
Q70 - Vital Signs At a Glance Contract Report for 180548/0001 - December 2018

Name or company name	West Hill Dental Clinic Ltd
Contract type name	GDS Contract
Purpose of contract	General
Contract start date	01/10/2008
Contract end date	

18/19 Contracted general activity (UDA)	21,750
Carry forward general activity (UDA)	0
18/19 Contracted orthodontic activity (UOA)	0
Carry forward orthodontic activity (UOA)	0
Baseline contract value	£498,982.03

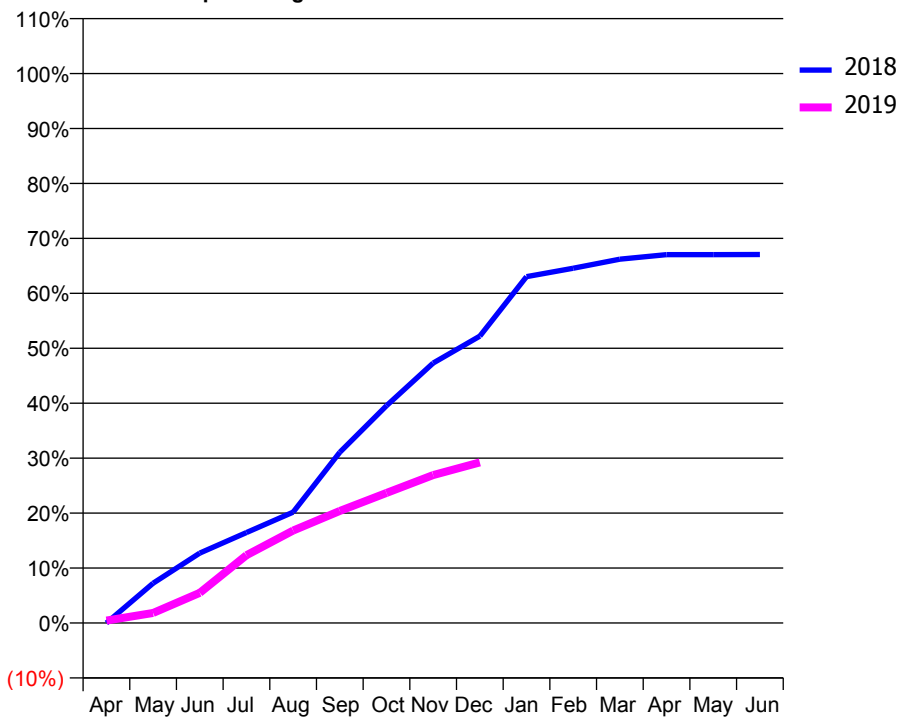
ACCESS*

Patients seen in 24 months	Total	Change since previous quarter
Quarter ending December 2017	4,924	
Quarter ending March 2018	4,563	↓
Quarter ending June 2018	4,451	↓
Quarter ending September 2018	4,442	→
Quarter ending December 2018	4,081	↓
Variance since December 2017	(17.1%)	↓



ACTIVITY

Cumulative percentage of contracted UDA delivered 2018 & 2019



Month	Adjusted Scheduled Activity (UDA)	
	2018	2019
April	0	97
May	1,203	399
June	2,113	1,196
July	2,730	2,685
August	3,346	3,662
September	5,153	4,435
October	6,559	5,150
November	7,848	5,854
December	8,660	6,360
January	10,456	
February	10,709	
March	10,985	
April	11,121	
May	11,122	
June	11,124	

QUALITY

	Quantity	Base Number	Contract	AT	Region	England
% of FP17s for the same patient ID Re-attending within 3 months - Children	34	525	6.5%	9.6%	11.3%	11.8%
% of FP17s for the same patient ID Re-attending within 3 months - Adults	430	2,732	15.7%	13.9%	15.3%	15.6%
% of FP17s for the same patient ID Re-attending between 3 & 9 months - Children	192	525	36.6%	61.7%	61.1%	58.8%
% of FP17s for the same patient ID Re-attending between 3 & 9 months - Adults	815	2,732	29.8%	53.0%	52.4%	51.0%
% of FP17s for Band 1 Urgent Courses	705	3,145	22.4%	9.8%	9.5%	9.0%
% of FP17s Relating to Free Repair or Replacements	19	3,145	0.6%	0.6%	0.7%	0.8%
% of FP17s Relating to Continuations	48	3,145	1.5%	0.9%	0.8%	0.9%
% of Patients satisfied with the dentistry they have received	1	1	N/A	93.0%	93.1%	93.2%
% of Patients satisfied with the time they had to wait for an appointment	1	1	N/A	88.0%	87.8%	88.3%

* This is based on patients treated on this contract for their most recent course of treatment. Figures in italics indicate the base number of FP17s or Patient Questionnaire responses are less than 100. N/A is shown where the base number of responses is less than 10 during the period. % is calculated as Quantity/Base number*100

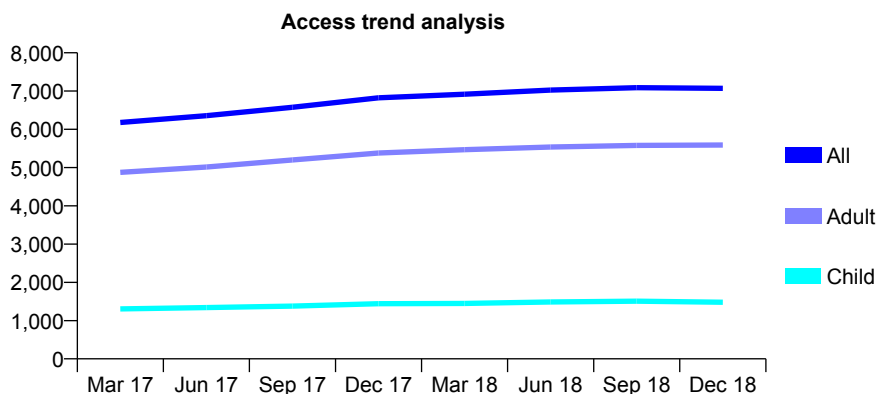
Q70 - Vital Signs At a Glance Contract Report for 181145/0001 - December 2018

Name or company name	Adelstone Dental Care Ltd
Contract type name	GDS Contract
Purpose of contract	General
Contract start date	01/04/2008
Contract end date	

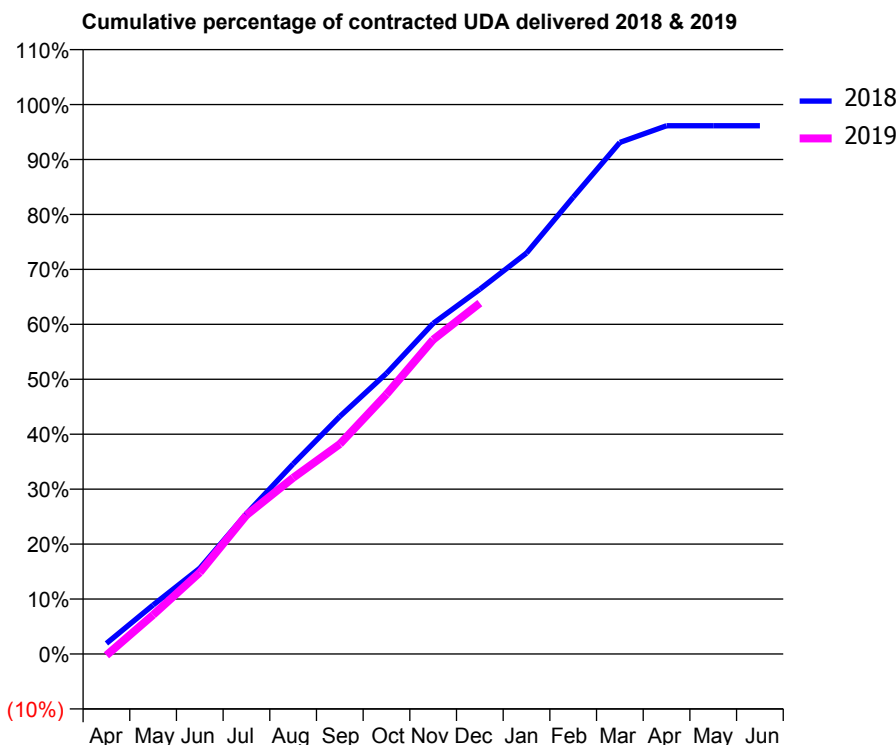
18/19 Contracted general activity (UDA)	19,600
Carry forward general activity (UDA)	759
18/19 Contracted orthodontic activity (UOA)	0
Carry forward orthodontic activity (UOA)	0
Baseline contract value	£562,706.78

ACCESS*

Patients seen in 24 months	Total	Change since previous quarter
Quarter ending December 2017	6,824	
Quarter ending March 2018	6,917	→
Quarter ending June 2018	7,024	→
Quarter ending September 2018	7,089	→
Quarter ending December 2018	7,071	→
Variance since December 2017	3.6%	↑



ACTIVITY



Month	Adjusted Scheduled Activity (UDA)	
	2018	2019
April	378	-48
May	1,750	1,394
June	3,058	2,910
July	5,006	4,952
August	6,780	6,283
September	8,473	7,489
October	10,009	9,265
November	11,793	11,215
December	13,010	12,514
January	14,302	
February	16,293	
March	18,247	
April	18,841	
May	18,840	
June	18,840	

QUALITY

	Quantity	Base Number	Contract	AT	Region	England
% of FP17s for the same patient ID Re-attending within 3 months - Children	78	1,600	4.9%	9.6%	11.3%	11.8%
% of FP17s for the same patient ID Re-attending within 3 months - Adults	562	5,396	10.4%	13.9%	15.3%	15.6%
% of FP17s for the same patient ID Re-attending between 3 & 9 months - Children	990	1,600	61.9%	61.7%	61.1%	58.8%
% of FP17s for the same patient ID Re-attending between 3 & 9 months - Adults	3,027	5,396	56.1%	53.0%	52.4%	51.0%
% of FP17s for Band 1 Urgent Courses	288	6,719	4.3%	9.8%	9.5%	9.0%
% of FP17s Relating to Free Repair or Replacements	52	6,719	0.8%	0.6%	0.7%	0.8%
% of FP17s Relating to Continuations	78	6,719	1.2%	0.9%	0.8%	0.9%
% of Patients satisfied with the dentistry they have received	3	3	N/A	93.0%	93.1%	93.2%
% of Patients satisfied with the time they had to wait for an appointment	2	3	N/A	88.0%	87.8%	88.3%

* This is based on patients treated on this contract for their most recent course of treatment. Figures in italics indicate the base number of FP17s or Patient Questionnaire responses are less than 100. N/A is shown where the base number of responses is less than 10 during the period. % is calculated as Quantity/Base number*100

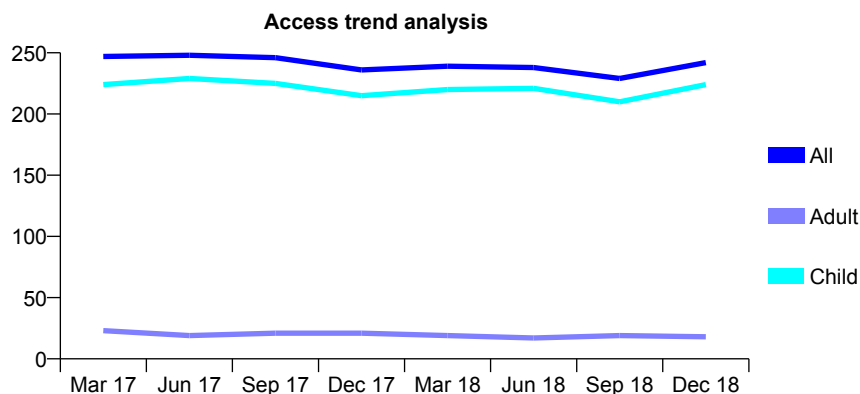
Q70 - Vital Signs At a Glance Contract Report for 182400/0001 - December 2018

Name or company name	MIELIE LTD
Contract type name	GDS Contract
Purpose of contract	General
Contract start date	01/02/2008
Contract end date	

18/19 Contracted general activity (UDA)	520
Carry forward general activity (UDA)	0
18/19 Contracted orthodontic activity (UOA)	0
Carry forward orthodontic activity (UOA)	0
Baseline contract value	£12,882.34

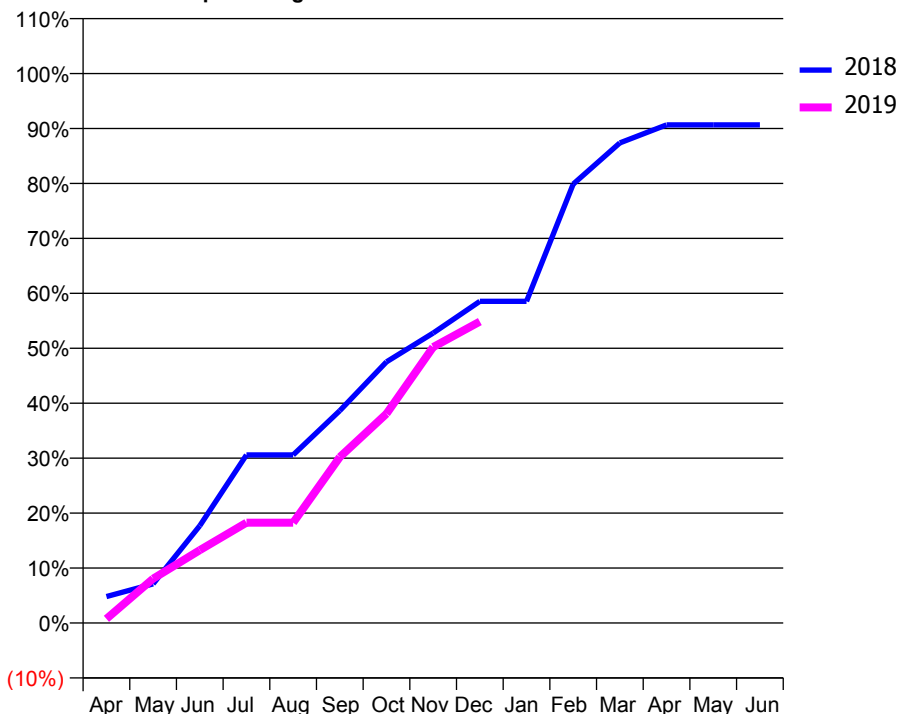
ACCESS*

Patients seen in 24 months	Total	Change since previous quarter
Quarter ending December 2017	236	
Quarter ending March 2018	239	→
Quarter ending June 2018	238	→
Quarter ending September 2018	229	↓
Quarter ending December 2018	242	↑
Variance since December 2017	2.5%	↑



ACTIVITY

Cumulative percentage of contracted UDA delivered 2018 & 2019



Adjusted Scheduled Activity (UDA)		
Month	2018	2019
April	25	4
May	37	42
June	92	69
July	159	95
August	159	95
September	201	157
October	247	198
November	274	261
December	304	285
January	304	
February	415	
March	454	
April	471	
May	471	
June	471	

QUALITY

	Quantity	Base Number	Contract	AT	Region	England
% of FP17s for the same patient ID Re-attending within 3 months - Children	9	259	3.5%	9.6%	11.3%	11.8%
% of FP17s for the same patient ID Re-attending within 3 months - Adults	0	6	0.0%	13.9%	15.3%	15.6%
% of FP17s for the same patient ID Re-attending between 3 & 9 months - Children	169	259	65.3%	61.7%	61.1%	58.8%
% of FP17s for the same patient ID Re-attending between 3 & 9 months - Adults	3	6	50.0%	53.0%	52.4%	51.0%
% of FP17s for Band 1 Urgent Courses	1	254	0.4%	9.8%	9.5%	9.0%
% of FP17s Relating to Free Repair or Replacements	0	254	0.0%	0.6%	0.7%	0.8%
% of FP17s Relating to Continuations	2	254	0.8%	0.9%	0.8%	0.9%
% of Patients satisfied with the dentistry they have received	0	0	N/A	93.0%	93.1%	93.2%
% of Patients satisfied with the time they had to wait for an appointment	0	0	N/A	88.0%	87.8%	88.3%

* This is based on patients treated on this contract for their most recent course of treatment. Figures in italics indicate the base number of FP17s or Patient Questionnaire responses are less than 100. N/A is shown where the base number of responses is less than 10 during the period. % is calculated as Quantity/Base number*100

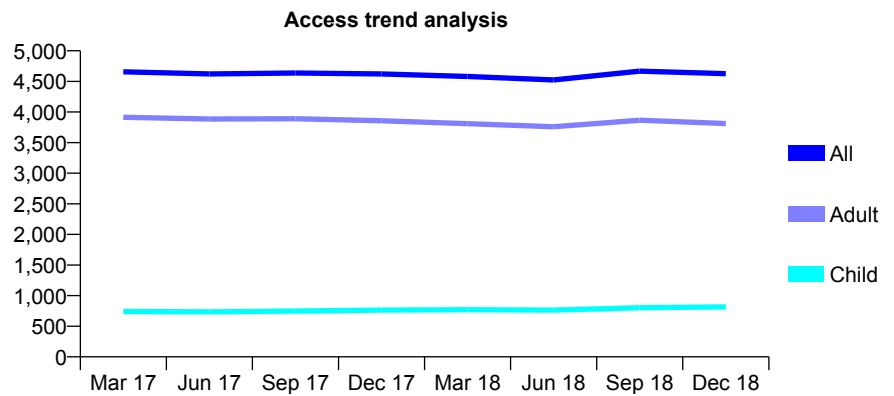
Q70 - Vital Signs At a Glance Contract Report for 183016/0001 - December 2018

Name or company name	Mr M R Alam
Contract type name	GDS Contract
Purpose of contract	General
Contract start date	01/11/2013
Contract end date	

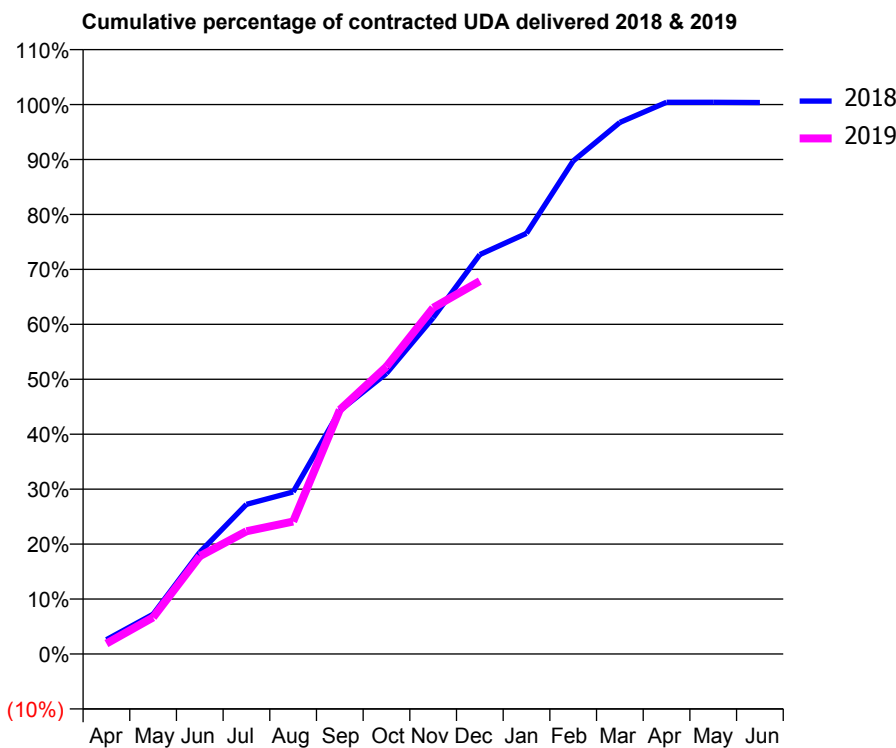
18/19 Contracted general activity (UDA)	15,102
Carry forward general activity (UDA)	0
18/19 Contracted orthodontic activity (UOA)	0
Carry forward orthodontic activity (UOA)	0
Baseline contract value	£361,166.38

ACCESS*

Patients seen in 24 months	Total	Change since previous quarter
Quarter ending December 2017	4,621	
Quarter ending March 2018	4,580	→
Quarter ending June 2018	4,524	↓
Quarter ending September 2018	4,668	↑
Quarter ending December 2018	4,627	→
Variance since December 2017	0.1%	→



ACTIVITY



Adjusted Scheduled Activity (UDA)		
Month	2018	2019
April	395	289
May	1,094	1,007
June	2,799	2,688
July	4,115	3,374
August	4,456	3,642
September	6,690	6,714
October	7,714	7,899
November	9,240	9,517
December	10,979	10,250
January	11,561	
February	13,551	
March	14,611	
April	15,164	
May	15,163	
June	15,154	

QUALITY

	Quantity	Base Number	Contract	AT	Region	England
% of FP17s for the same patient ID Re-attending within 3 months - Children	31	892	3.5%	9.6%	11.3%	11.8%
% of FP17s for the same patient ID Re-attending within 3 months - Adults	459	3,979	11.5%	13.9%	15.3%	15.6%
% of FP17s for the same patient ID Re-attending between 3 & 9 months - Children	593	892	66.5%	61.7%	61.1%	58.8%
% of FP17s for the same patient ID Re-attending between 3 & 9 months - Adults	2,222	3,979	55.8%	53.0%	52.4%	51.0%
% of FP17s for Band 1 Urgent Courses	289	4,629	6.2%	9.8%	9.5%	9.0%
% of FP17s Relating to Free Repair or Replacements	57	4,629	1.2%	0.6%	0.7%	0.8%
% of FP17s Relating to Continuations	59	4,629	1.3%	0.9%	0.8%	0.9%
% of Patients satisfied with the dentistry they have received	0	0	N/A	93.0%	93.1%	93.2%
% of Patients satisfied with the time they had to wait for an appointment	0	0	N/A	88.0%	87.8%	88.3%

* This is based on patients treated on this contract for their most recent course of treatment. Figures in italics indicate the base number of FP17s or Patient Questionnaire responses are less than 100. N/A is shown where the base number of responses is less than 10 during the period. % is calculated as Quantity/Base number*100

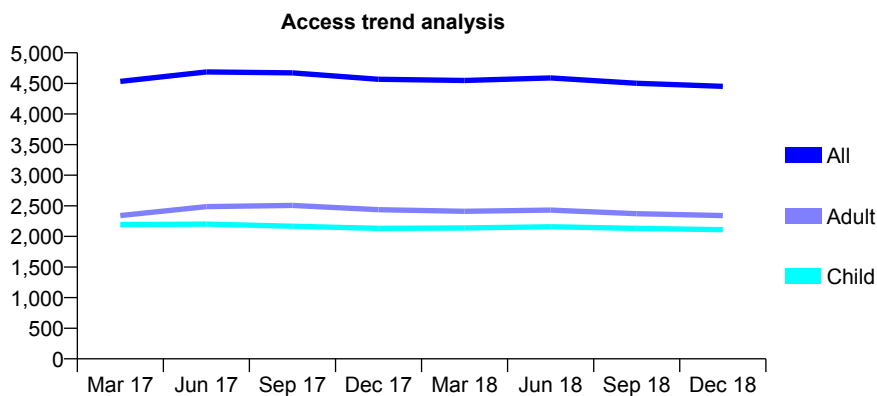
Q70 - Vital Signs At a Glance Contract Report for 183563/0001 - December 2018

Name or company name	Madeira Road Partnership
Contract type name	GDS Contract
Purpose of contract	General and Orthodontic
Contract start date	01/04/2006
Contract end date	

18/19 Contracted general activity (UDA)	11,520
Carry forward general activity (UDA)	0
18/19 Contracted orthodontic activity (UOA)	1,000
Carry forward orthodontic activity (UOA)	0
Baseline contract value	£350,301.79

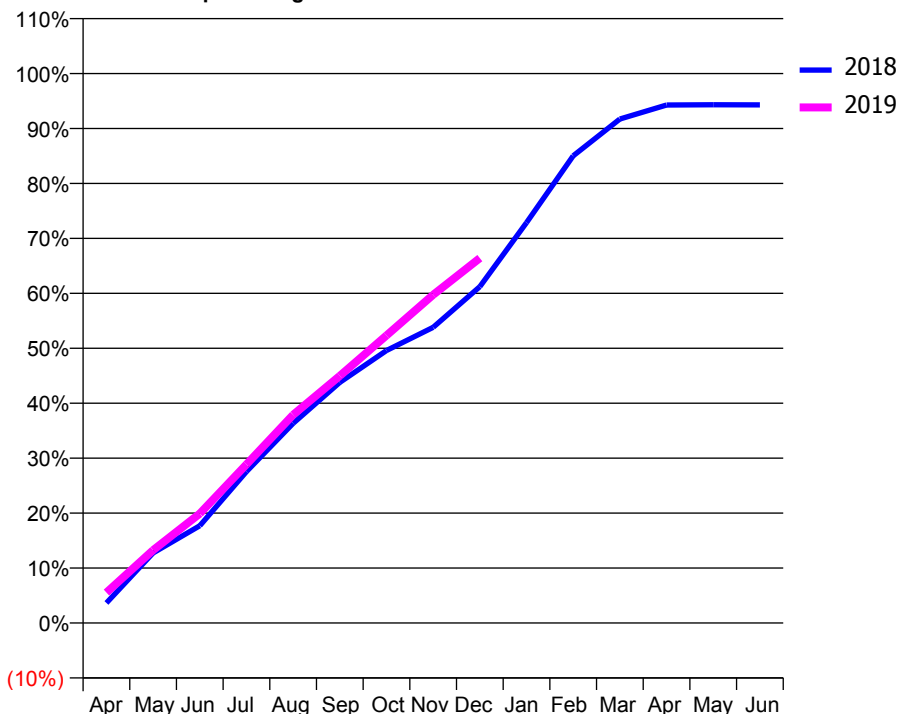
ACCESS*

Patients seen in 24 months	Total	Change since previous quarter
Quarter ending December 2017	4,568	
Quarter ending March 2018	4,549	→
Quarter ending June 2018	4,590	→
Quarter ending September 2018	4,502	↓
Quarter ending December 2018	4,453	↓
Variance since December 2017	(2.5%)	↓



ACTIVITY

Cumulative percentage of contracted UDA delivered 2018 & 2019



Month	Adjusted Scheduled Activity (UDA)	
	2018	2019
April	422	640
May	1,468	1,527
June	2,039	2,293
July	3,175	3,325
August	4,186	4,366
September	5,044	5,181
October	5,712	6,029
November	6,199	6,882
December	7,050	7,649
January	8,393	
February	9,793	
March	10,565	
April	10,859	
May	10,864	
June	10,863	

QUALITY

	Quantity	Base Number	Contract	AT	Region	England
% of FP17s for the same patient ID Re-attending within 3 months - Children	291	2,688	10.8%	9.6%	11.3%	11.8%
% of FP17s for the same patient ID Re-attending within 3 months - Adults	348	2,253	15.4%	13.9%	15.3%	15.6%
% of FP17s for the same patient ID Re-attending between 3 & 9 months - Children	1,820	2,688	67.7%	61.7%	61.1%	58.8%
% of FP17s for the same patient ID Re-attending between 3 & 9 months - Adults	1,303	2,253	57.8%	53.0%	52.4%	51.0%
% of FP17s for Band 1 Urgent Courses	271	4,324	6.3%	9.8%	9.5%	9.0%
% of FP17s Relating to Free Repair or Replacements	28	4,324	0.6%	0.6%	0.7%	0.8%
% of FP17s Relating to Continuations	9	4,324	0.2%	0.9%	0.8%	0.9%
% of Patients satisfied with the dentistry they have received	1	1	N/A	93.0%	93.1%	93.2%
% of Patients satisfied with the time they had to wait for an appointment	1	1	N/A	88.0%	87.8%	88.3%

* This is based on patients treated on this contract for their most recent course of treatment. Figures in italics indicate the base number of FP17s or Patient Questionnaire responses are less than 100. N/A is shown where the base number of responses is less than 10 during the period. % is calculated as Quantity/Base number*100

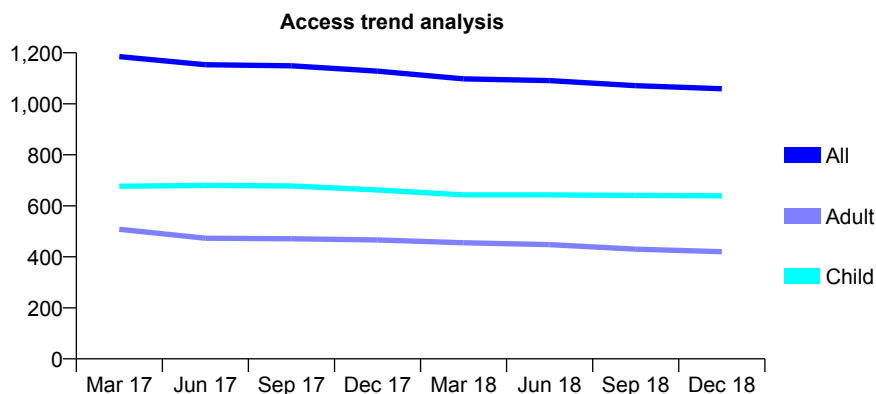
Q70 - Vital Signs At a Glance Contract Report for 183814/0001 - December 2018

Name or company name	St Francis Practice Ltd
Contract type name	GDS Contract
Purpose of contract	General
Contract start date	01/09/2007
Contract end date	

18/19 Contracted general activity (UDA)	3,000
Carry forward general activity (UDA)	0
18/19 Contracted orthodontic activity (UOA)	0
Carry forward orthodontic activity (UOA)	0
Baseline contract value	£71,872.78

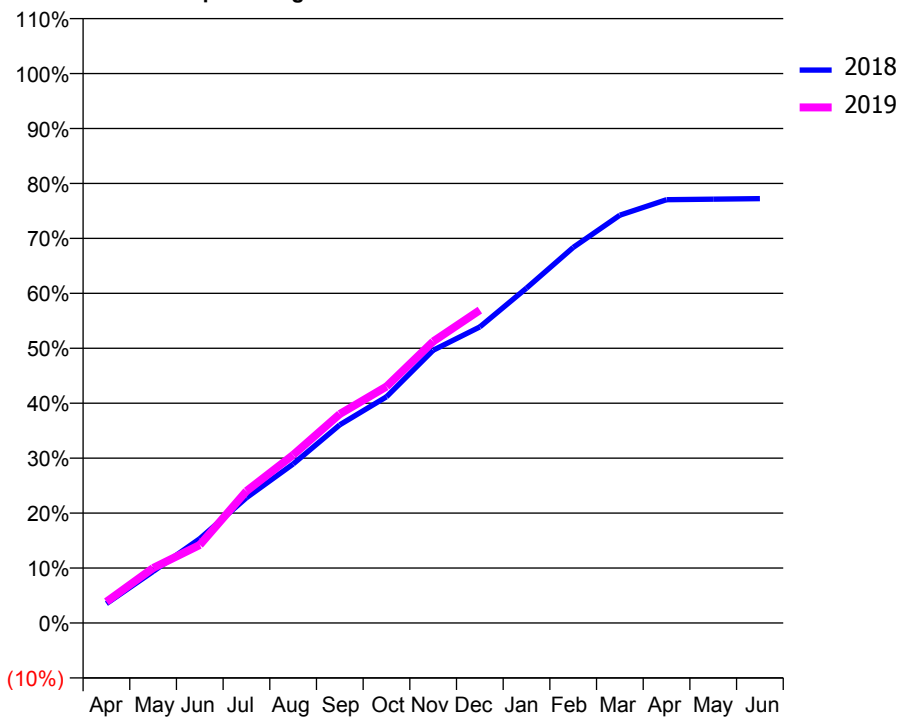
ACCESS*

Patients seen in 24 months	Total	Change since previous quarter
Quarter ending December 2017	1,128	
Quarter ending March 2018	1,098	↓
Quarter ending June 2018	1,091	→
Quarter ending September 2018	1,071	↓
Quarter ending December 2018	1,059	↓
Variance since December 2017	(6.1%)	↓



ACTIVITY

Cumulative percentage of contracted UDA delivered 2018 & 2019



Month	Adjusted Scheduled Activity (UDA)	
	2018	2019
April	106	116
May	282	300
June	461	426
July	684	720
August	868	917
September	1,082	1,141
October	1,235	1,291
November	1,489	1,537
December	1,616	1,709
January	1,829	
February	2,050	
March	2,227	
April	2,311	
May	2,314	
June	2,317	

QUALITY

	Quantity	Base Number	Contract	AT	Region	England
% of FP17s for the same patient ID Re-attending within 3 months - Children	42	729	5.8%	9.6%	11.3%	11.8%
% of FP17s for the same patient ID Re-attending within 3 months - Adults	60	365	16.4%	13.9%	15.3%	15.6%
% of FP17s for the same patient ID Re-attending between 3 & 9 months - Children	404	729	55.4%	61.7%	61.1%	58.8%
% of FP17s for the same patient ID Re-attending between 3 & 9 months - Adults	201	365	55.1%	53.0%	52.4%	51.0%
% of FP17s for Band 1 Urgent Courses	70	1,043	6.7%	9.8%	9.5%	9.0%
% of FP17s Relating to Free Repair or Replacements	3	1,043	0.3%	0.6%	0.7%	0.8%
% of FP17s Relating to Continuations	2	1,043	0.2%	0.9%	0.8%	0.9%
% of Patients satisfied with the dentistry they have received	0	0	N/A	93.0%	93.1%	93.2%
% of Patients satisfied with the time they had to wait for an appointment	0	0	N/A	88.0%	87.8%	88.3%

* This is based on patients treated on this contract for their most recent course of treatment. Figures in italics indicate the base number of FP17s or Patient Questionnaire responses are less than 100. N/A is shown where the base number of responses is less than 10 during the period. % is calculated as Quantity/Base number*100

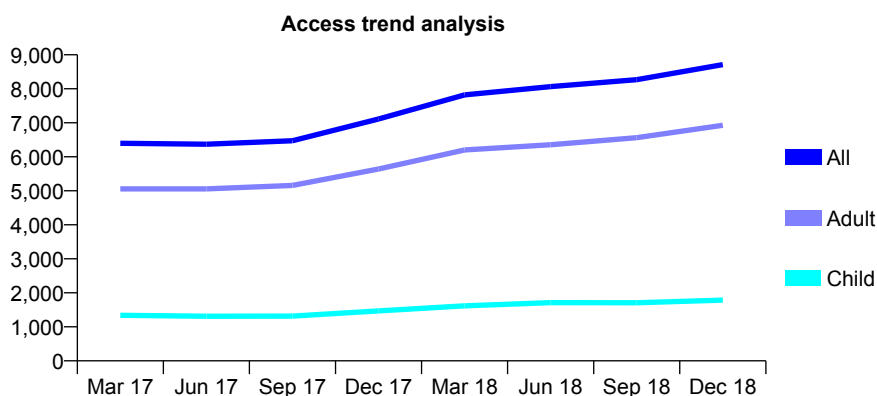
Q70 - Vital Signs At a Glance Contract Report for 185353/0001 - December 2018

Name or company name	Jonathan Mynors-Wallis, Jayne Mynors-Wa
Contract type name	GDS Contract
Purpose of contract	General
Contract start date	01/04/2016
Contract end date	

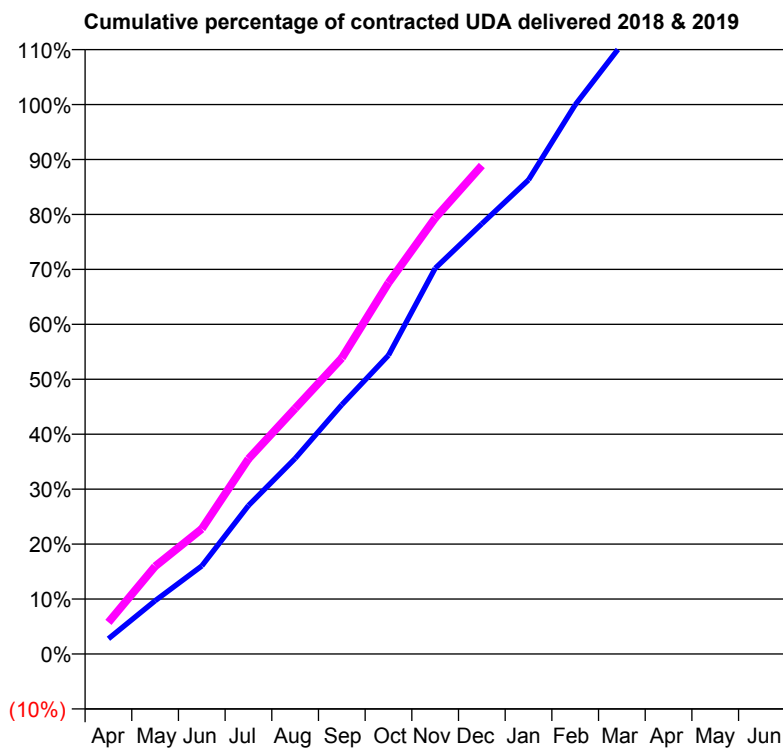
18/19 Contracted general activity (UDA)	20,108
Carry forward general activity (UDA)	0
18/19 Contracted orthodontic activity (UOA)	0
Carry forward orthodontic activity (UOA)	0
Baseline contract value	£681,602.40

ACCESS*

Patients seen in 24 months	Total	Change since previous quarter
Quarter ending December 2017	7,112	
Quarter ending March 2018	7,822	↑
Quarter ending June 2018	8,066	↑
Quarter ending September 2018	8,269	↑
Quarter ending December 2018	8,713	↑
Variance since December 2017	22.5%	↑



ACTIVITY



Month	Adjusted Scheduled Activity (UDA)	
	2018	2019
April	561	1,157
May	1,951	3,209
June	3,225	4,582
July	5,435	7,143
August	7,157	8,986
September	9,125	10,833
October	10,935	13,583
November	14,112	15,956
December	15,744	17,875
January	17,348	
February	20,099	
March	22,307	
April	23,610	
May	23,589	
June	23,597	

QUALITY

	Quantity	Base Number	Contract	AT	Region	England
% of FP17s for the same patient ID Re-attending within 3 months - Children	78	2,284	3.4%	9.6%	11.3%	11.8%
% of FP17s for the same patient ID Re-attending within 3 months - Adults	812	7,942	10.2%	13.9%	15.3%	15.6%
% of FP17s for the same patient ID Re-attending between 3 & 9 months - Children	1,423	2,284	62.3%	61.7%	61.1%	58.8%
% of FP17s for the same patient ID Re-attending between 3 & 9 months - Adults	3,633	7,942	45.7%	53.0%	52.4%	51.0%
% of FP17s for Band 1 Urgent Courses	764	9,605	8.0%	9.8%	9.5%	9.0%
% of FP17s Relating to Free Repair or Replacements	220	9,605	2.3%	0.6%	0.7%	0.8%
% of FP17s Relating to Continuations	126	9,605	1.3%	0.9%	0.8%	0.9%
% of Patients satisfied with the dentistry they have received	7	7	N/A	93.0%	93.1%	93.2%
% of Patients satisfied with the time they had to wait for an appointment	7	7	N/A	88.0%	87.8%	88.3%

* This is based on patients treated on this contract for their most recent course of treatment. Figures in italics indicate the base number of FP17s or Patient Questionnaire responses are less than 100. N/A is shown where the base number of responses is less than 10 during the period. % is calculated as Quantity/Base number*100

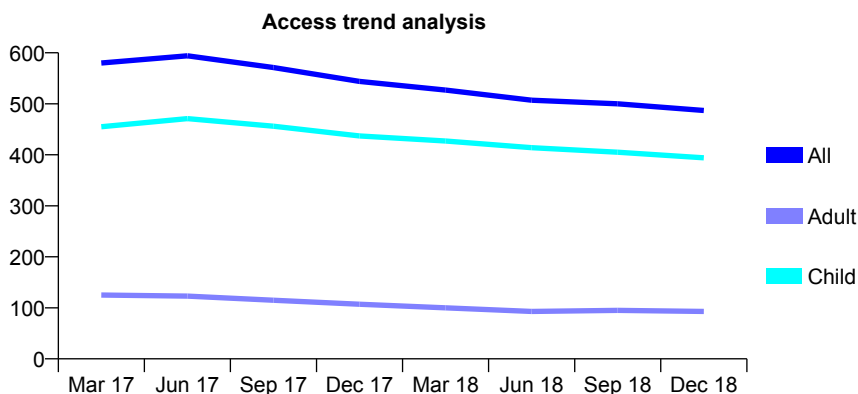
Q70 - Vital Signs At a Glance Contract Report for 185485/0001 - December 2018

Name or company name	Mr A M Setchell
Contract type name	GDS Contract
Purpose of contract	General
Contract start date	01/04/2012
Contract end date	

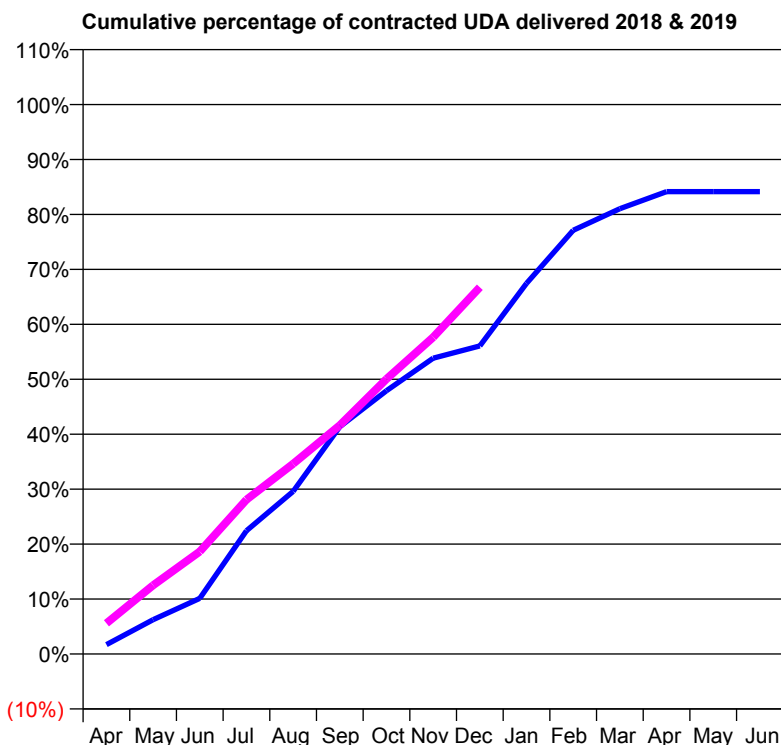
18/19 Contracted general activity (UDA)	1,000
Carry forward general activity (UDA)	0
18/19 Contracted orthodontic activity (UOA)	0
Carry forward orthodontic activity (UOA)	0
Baseline contract value	£24,116.69

ACCESS*

Patients seen in 24 months	Total	Change since previous quarter
Quarter ending December 2017	544	
Quarter ending March 2018	527	↓
Quarter ending June 2018	507	↓
Quarter ending September 2018	500	↓
Quarter ending December 2018	487	↓
Variance since December 2017	(10.5%)	↓



ACTIVITY



Month	Adjusted Scheduled Activity (UDA)	
	2018	2019
April	17	56
May	62	125
June	101	186
July	224	281
August	296	346
September	414	416
October	479	500
November	538	576
December	561	667
January	674	
February	771	
March	810	
April	841	
May	841	
June	841	

QUALITY

	Quantity	Base Number	Contract	AT	Region	England
% of FP17s for the same patient ID Re-attending within 3 months - Children	21	448	4.7%	9.6%	11.3%	11.8%
% of FP17s for the same patient ID Re-attending within 3 months - Adults	4	47	8.5%	13.9%	15.3%	15.6%
% of FP17s for the same patient ID Re-attending between 3 & 9 months - Children	286	448	63.8%	61.7%	61.1%	58.8%
% of FP17s for the same patient ID Re-attending between 3 & 9 months - Adults	23	47	48.9%	53.0%	52.4%	51.0%
% of FP17s for Band 1 Urgent Courses	7	468	1.5%	9.8%	9.5%	9.0%
% of FP17s Relating to Free Repair or Replacements	0	468	0.0%	0.6%	0.7%	0.8%
% of FP17s Relating to Continuations	0	468	0.0%	0.9%	0.8%	0.9%
% of Patients satisfied with the dentistry they have received	1	1	N/A	93.0%	93.1%	93.2%
% of Patients satisfied with the time they had to wait for an appointment	1	1	N/A	88.0%	87.8%	88.3%

* This is based on patients treated on this contract for their most recent course of treatment. Figures in italics indicate the base number of FP17s or Patient Questionnaire responses are less than 100. N/A is shown where the base number of responses is less than 10 during the period. % is calculated as Quantity/Base number*100

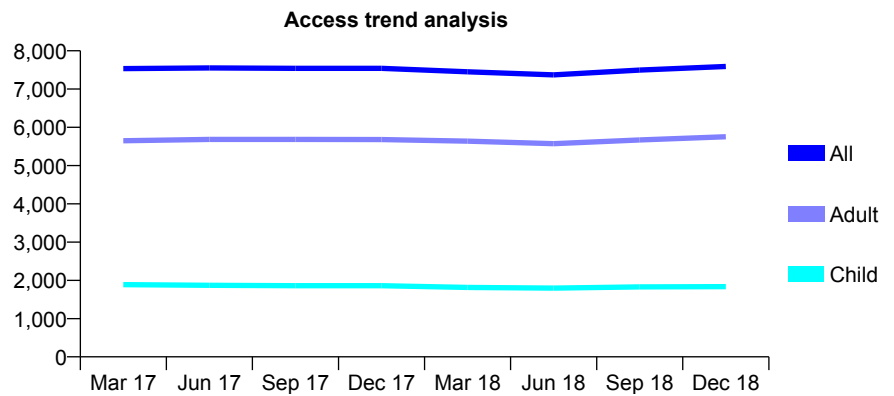
Q70 - Vital Signs At a Glance Contract Report for 185523/0001 - December 2018

Name or company name	Gull Coppice Dental Practice Partnership
Contract type name	GDS Contract
Purpose of contract	General
Contract start date	01/05/2015
Contract end date	

18/19 Contracted general activity (UDA)	23,300
Carry forward general activity (UDA)	0
18/19 Contracted orthodontic activity (UOA)	0
Carry forward orthodontic activity (UOA)	0
Baseline contract value	£620,256.38

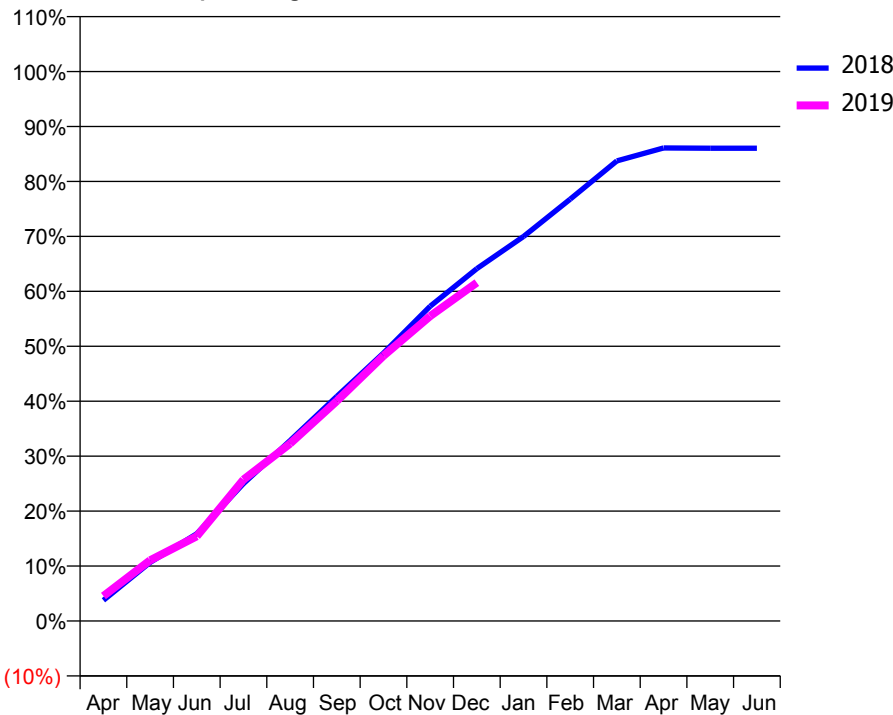
ACCESS*

Patients seen in 24 months	Total	Change since previous quarter
Quarter ending December 2017	7,541	
Quarter ending March 2018	7,451	↓
Quarter ending June 2018	7,370	↓
Quarter ending September 2018	7,497	→
Quarter ending December 2018	7,589	→
Variance since December 2017	0.6%	→



ACTIVITY

Cumulative percentage of contracted UDA delivered 2018 & 2019



Month	Adjusted Scheduled Activity (UDA)	
	2018	2019
April	877	1,062
May	2,483	2,574
June	3,699	3,593
July	5,826	5,995
August	7,654	7,523
September	9,527	9,328
October	11,362	11,242
November	13,345	12,930
December	14,939	14,349
January	16,302	
February	17,888	
March	19,510	
April	20,061	
May	20,048	
June	20,048	

QUALITY

	Quantity	Base Number	Contract	AT	Region	England
% of FP17s for the same patient ID Re-attending within 3 months - Children	74	1,942	3.8%	9.6%	11.3%	11.8%
% of FP17s for the same patient ID Re-attending within 3 months - Adults	349	5,715	6.1%	13.9%	15.3%	15.6%
% of FP17s for the same patient ID Re-attending between 3 & 9 months - Children	1,131	1,942	58.2%	61.7%	61.1%	58.8%
% of FP17s for the same patient ID Re-attending between 3 & 9 months - Adults	3,635	5,715	63.6%	53.0%	52.4%	51.0%
% of FP17s for Band 1 Urgent Courses	130	7,352	1.8%	9.8%	9.5%	9.0%
% of FP17s Relating to Free Repair or Replacements	39	7,352	0.5%	0.6%	0.7%	0.8%
% of FP17s Relating to Continuations	93	7,352	1.3%	0.9%	0.8%	0.9%
% of Patients satisfied with the dentistry they have received	3	4	N/A	93.0%	93.1%	93.2%
% of Patients satisfied with the time they had to wait for an appointment	3	4	N/A	88.0%	87.8%	88.3%

* This is based on patients treated on this contract for their most recent course of treatment. Figures in italics indicate the base number of FP17s or Patient Questionnaire responses are less than 100. N/A is shown where the base number of responses is less than 10 during the period. % is calculated as Quantity/Base number*100

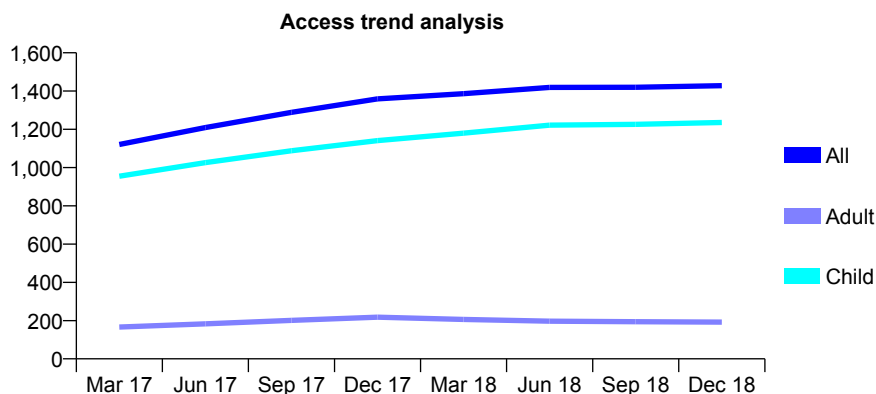
Q70 - Vital Signs At a Glance Contract Report for 186406/0001 - December 2018

Name or company name	Clear Dentistry
Contract type name	GDS Contract
Purpose of contract	General
Contract start date	04/01/2016
Contract end date	

18/19 Contracted general activity (UDA)	3,800
Carry forward general activity (UDA)	0
18/19 Contracted orthodontic activity (UOA)	0
Carry forward orthodontic activity (UOA)	0
Baseline contract value	£84,550.72

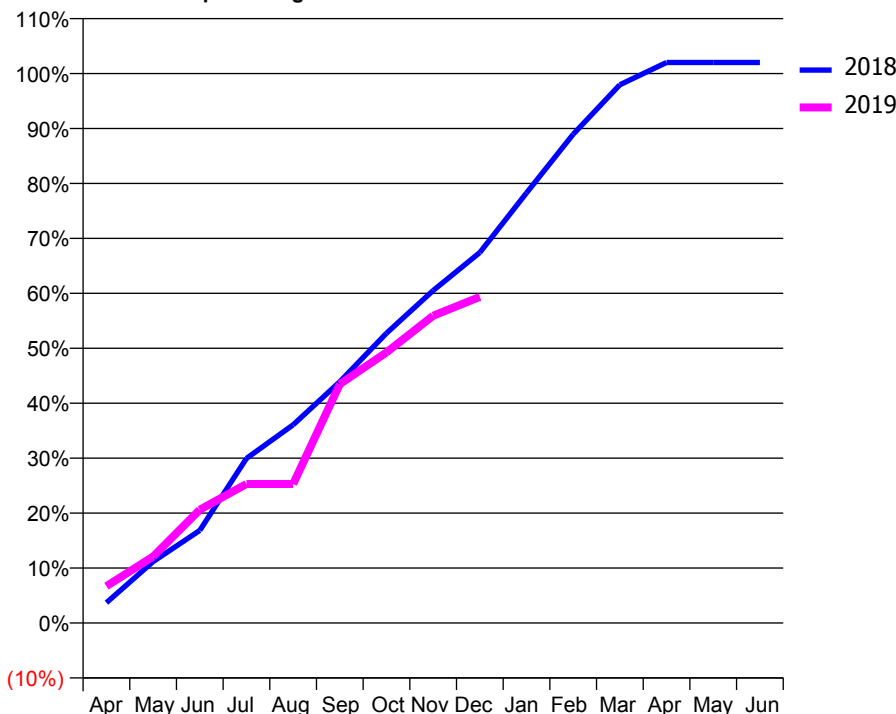
ACCESS*

Patients seen in 24 months	Total	Change since previous quarter
Quarter ending December 2017	1,359	
Quarter ending March 2018	1,386	→
Quarter ending June 2018	1,419	↑
Quarter ending September 2018	1,420	→
Quarter ending December 2018	1,428	→
Variance since December 2017	5.1%	↑



ACTIVITY

Cumulative percentage of contracted UDA delivered 2018 & 2019



Month	Adjusted Scheduled Activity (UDA)	
	2018	2019
April	140	255
May	425	460
June	640	784
July	1,138	961
August	1,371	961
September	1,668	1,652
October	2,005	1,871
November	2,300	2,125
December	2,562	2,255
January	2,974	
February	3,380	
March	3,722	
April	3,876	
May	3,876	
June	3,876	

QUALITY

	Quantity	Base Number	Contract	AT	Region	England
% of FP17s for the same patient ID Re-attending within 3 months - Children	84	1,461	5.7%	9.6%	11.3%	11.8%
% of FP17s for the same patient ID Re-attending within 3 months - Adults	19	129	14.7%	13.9%	15.3%	15.6%
% of FP17s for the same patient ID Re-attending between 3 & 9 months - Children	1,027	1,461	70.3%	61.7%	61.1%	58.8%
% of FP17s for the same patient ID Re-attending between 3 & 9 months - Adults	95	129	73.6%	53.0%	52.4%	51.0%
% of FP17s for Band 1 Urgent Courses	36	1,500	2.4%	9.8%	9.5%	9.0%
% of FP17s Relating to Free Repair or Replacements	0	1,500	0.0%	0.6%	0.7%	0.8%
% of FP17s Relating to Continuations	0	1,500	0.0%	0.9%	0.8%	0.9%
% of Patients satisfied with the dentistry they have received	1	1	N/A	93.0%	93.1%	93.2%
% of Patients satisfied with the time they had to wait for an appointment	1	1	N/A	88.0%	87.8%	88.3%

* This is based on patients treated on this contract for their most recent course of treatment. Figures in italics indicate the base number of FP17s or Patient Questionnaire responses are less than 100. N/A is shown where the base number of responses is less than 10 during the period. % is calculated as Quantity/Base number*100

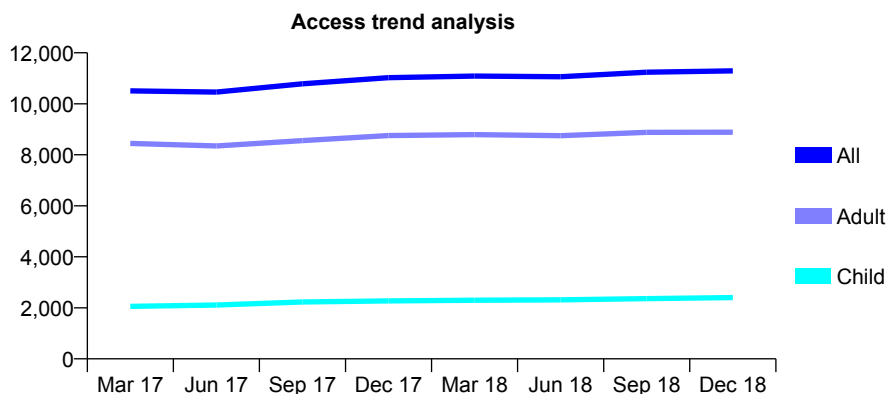
Q70 - Vital Signs At a Glance Contract Report for 186511/0001 - December 2018

Name or company name	Iosis Clinic Ltd
Contract type name	GDS Contract
Purpose of contract	General
Contract start date	06/09/2010
Contract end date	

18/19 Contracted general activity (UDA)	25,000
Carry forward general activity (UDA)	0
18/19 Contracted orthodontic activity (UOA)	0
Carry forward orthodontic activity (UOA)	0
Baseline contract value	£1,149,345.42

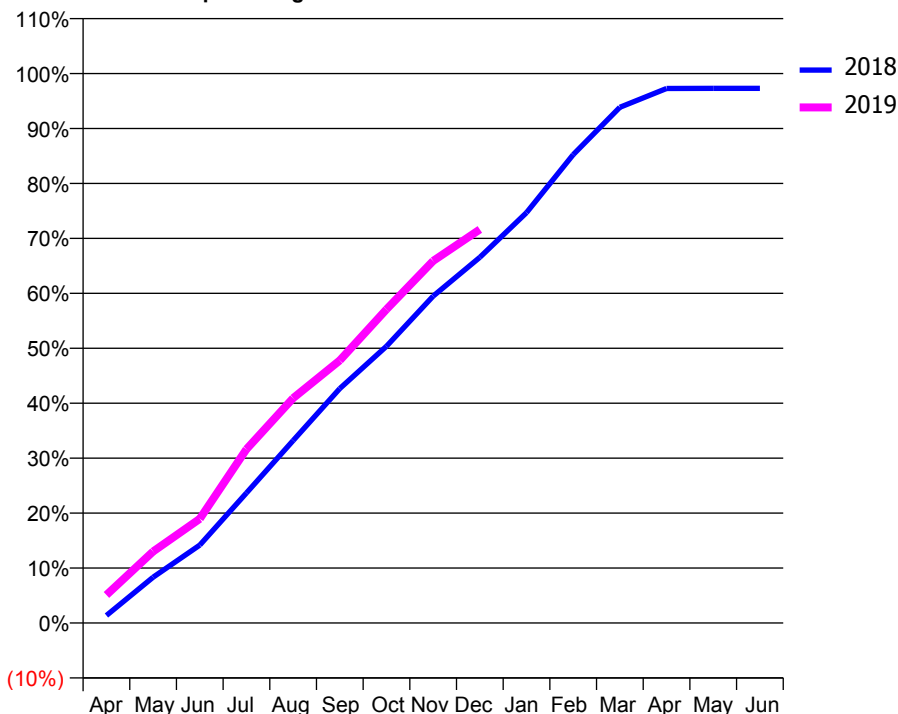
ACCESS*

Patients seen in 24 months	Total	Change since previous quarter
Quarter ending December 2017	11,027	
Quarter ending March 2018	11,088	→
Quarter ending June 2018	11,062	→
Quarter ending September 2018	11,241	→
Quarter ending December 2018	11,290	→
Variance since December 2017	2.4%	↑



ACTIVITY

Cumulative percentage of contracted UDA delivered 2018 & 2019



Month	Adjusted Scheduled Activity (UDA)	
	2018	2019
April	363	1,278
May	2,220	3,254
June	3,776	4,742
July	6,301	7,908
August	8,838	10,231
September	11,356	11,949
October	13,403	14,275
November	15,834	16,474
December	17,711	17,904
January	19,872	
February	22,687	
March	24,975	
April	25,885	
May	25,894	
June	25,895	

QUALITY

	Quantity	Base Number	Contract	AT	Region	England
% of FP17s for the same patient ID Re-attending within 3 months - Children	152	2,501	6.1%	9.6%	11.3%	11.8%
% of FP17s for the same patient ID Re-attending within 3 months - Adults	1,247	8,117	15.4%	13.9%	15.3%	15.6%
% of FP17s for the same patient ID Re-attending between 3 & 9 months - Children	1,474	2,501	58.9%	61.7%	61.1%	58.8%
% of FP17s for the same patient ID Re-attending between 3 & 9 months - Adults	3,457	8,117	42.6%	53.0%	52.4%	51.0%
% of FP17s for Band 1 Urgent Courses	1,975	10,200	19.4%	9.8%	9.5%	9.0%
% of FP17s Relating to Free Repair or Replacements	59	10,200	0.6%	0.6%	0.7%	0.8%
% of FP17s Relating to Continuations	81	10,200	0.8%	0.9%	0.8%	0.9%
% of Patients satisfied with the dentistry they have received	4	4	N/A	93.0%	93.1%	93.2%
% of Patients satisfied with the time they had to wait for an appointment	4	4	N/A	88.0%	87.8%	88.3%

* This is based on patients treated on this contract for their most recent course of treatment. Figures in italics indicate the base number of FP17s or Patient Questionnaire responses are less than 100. N/A is shown where the base number of responses is less than 10 during the period. % is calculated as Quantity/Base number*100

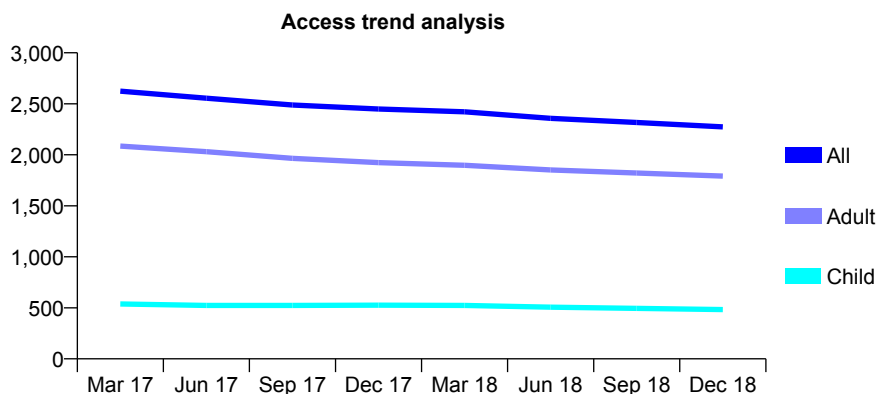
Q70 - Vital Signs At a Glance Contract Report for 187291/0001 - December 2018

Name or company name	Karami & Motamedi
Contract type name	GDS Contract
Purpose of contract	General
Contract start date	01/02/2014
Contract end date	

18/19 Contracted general activity (UDA)	7,262
Carry forward general activity (UDA)	285
18/19 Contracted orthodontic activity (UOA)	0
Carry forward orthodontic activity (UOA)	0
Baseline contract value	£165,844.98

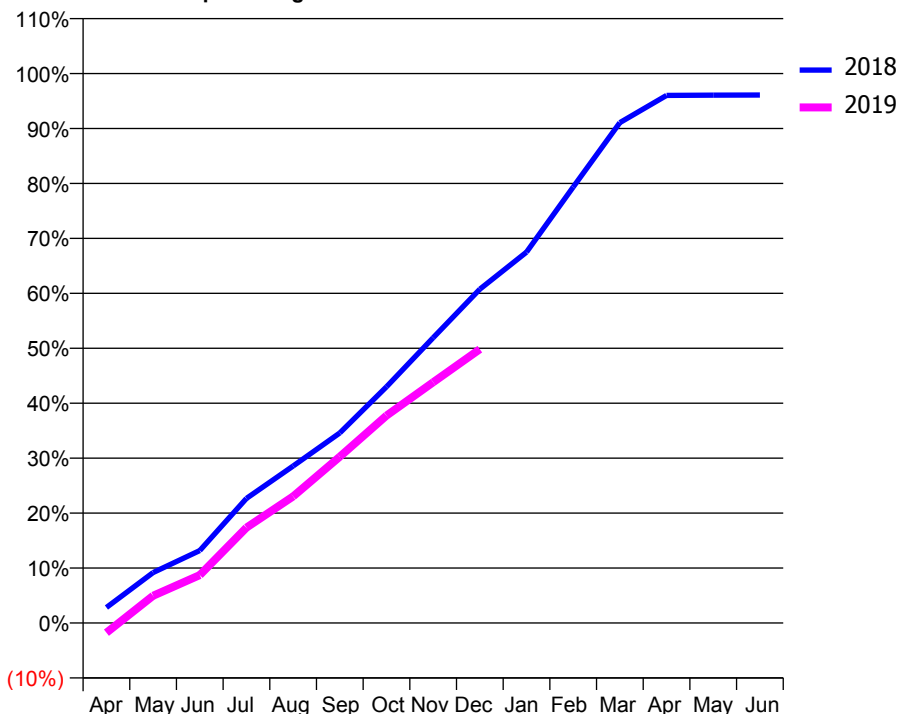
ACCESS*

Patients seen in 24 months	Total	Change since previous quarter
Quarter ending December 2017	2,449	
Quarter ending March 2018	2,422	↓
Quarter ending June 2018	2,358	↓
Quarter ending September 2018	2,317	↓
Quarter ending December 2018	2,274	↓
Variance since December 2017	(7.1%)	↓



ACTIVITY

Cumulative percentage of contracted UDA delivered 2018 & 2019



Month	Adjusted Scheduled Activity (UDA)	
	2018	2019
April	205	-130
May	668	360
June	957	633
July	1,647	1,261
August	2,076	1,673
September	2,513	2,199
October	3,122	2,741
November	3,770	3,182
December	4,412	3,618
January	4,902	
February	5,762	
March	6,612	
April	6,972	
May	6,976	
June	6,977	

QUALITY

	Quantity	Base Number	Contract	AT	Region	England
% of FP17s for the same patient ID Re-attending within 3 months - Children	36	472	7.6%	9.6%	11.3%	11.8%
% of FP17s for the same patient ID Re-attending within 3 months - Adults	269	1,819	14.8%	13.9%	15.3%	15.6%
% of FP17s for the same patient ID Re-attending between 3 & 9 months - Children	183	472	38.8%	61.7%	61.1%	58.8%
% of FP17s for the same patient ID Re-attending between 3 & 9 months - Adults	804	1,819	44.2%	53.0%	52.4%	51.0%
% of FP17s for Band 1 Urgent Courses	221	2,146	10.3%	9.8%	9.5%	9.0%
% of FP17s Relating to Free Repair or Replacements	3	2,146	0.1%	0.6%	0.7%	0.8%
% of FP17s Relating to Continuations	14	2,146	0.7%	0.9%	0.8%	0.9%
% of Patients satisfied with the dentistry they have received	5	5	N/A	93.0%	93.1%	93.2%
% of Patients satisfied with the time they had to wait for an appointment	4	5	N/A	88.0%	87.8%	88.3%

* This is based on patients treated on this contract for their most recent course of treatment. Figures in italics indicate the base number of FP17s or Patient Questionnaire responses are less than 100. N/A is shown where the base number of responses is less than 10 during the period. % is calculated as Quantity/Base number*100

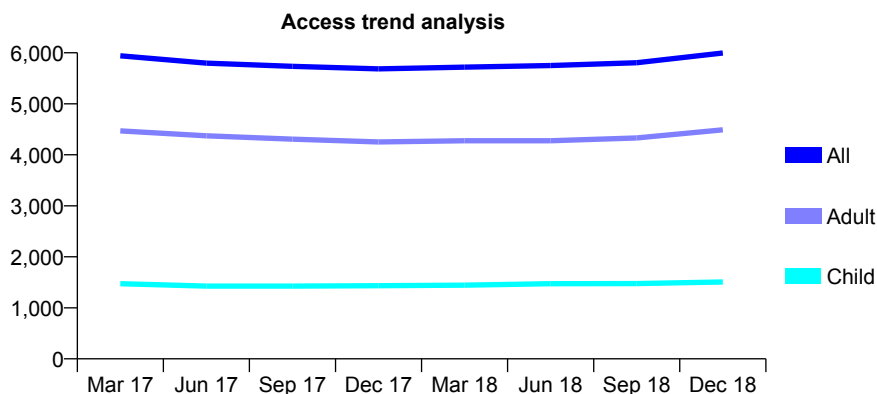
Q70 - Vital Signs At a Glance Contract Report for 187453/0001 - December 2018

Name or company name	Chalet Hill Dental Centre
Contract type name	GDS Contract
Purpose of contract	General
Contract start date	01/01/2013
Contract end date	

18/19 Contracted general activity (UDA)	20,000
Carry forward general activity (UDA)	0
18/19 Contracted orthodontic activity (UOA)	0
Carry forward orthodontic activity (UOA)	0
Baseline contract value	£490,808.30

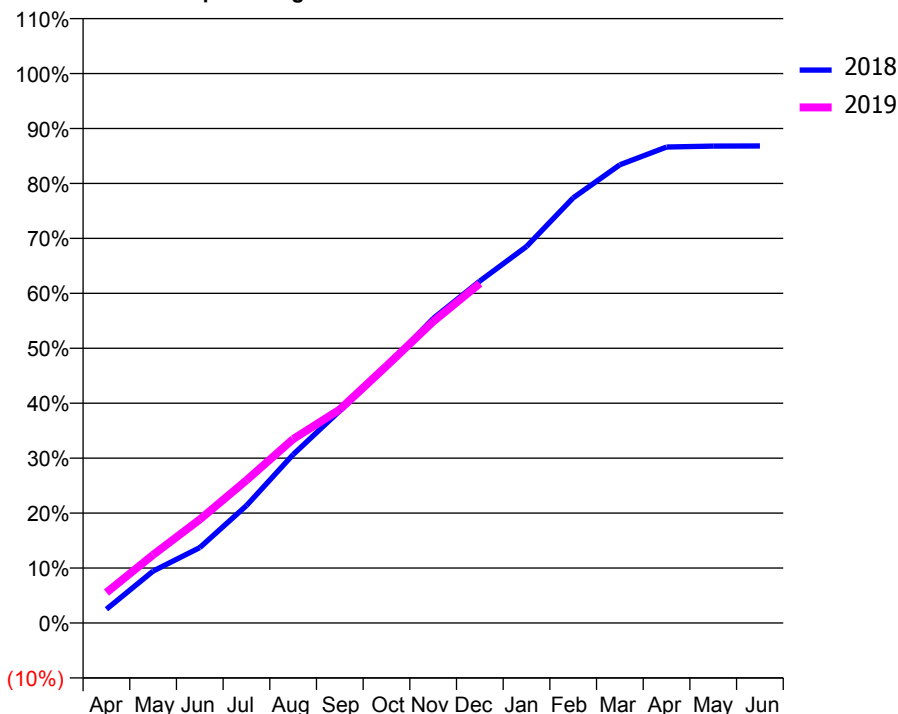
ACCESS*

Patients seen in 24 months	Total	Change since previous quarter
Quarter ending December 2017	5,686	
Quarter ending March 2018	5,719	→
Quarter ending June 2018	5,751	→
Quarter ending September 2018	5,805	→
Quarter ending December 2018	5,997	↑
Variance since December 2017	5.5%	↑



ACTIVITY

Cumulative percentage of contracted UDA delivered 2018 & 2019



Month	Adjusted Scheduled Activity (UDA)	
	2018	2019
April	502	1,108
May	1,890	2,482
June	2,744	3,769
July	4,271	5,194
August	6,133	6,696
September	7,725	7,775
October	9,324	9,354
November	11,081	10,970
December	12,449	12,359
January	13,705	
February	15,476	
March	16,680	
April	17,326	
May	17,360	
June	17,362	

QUALITY

	Quantity	Base Number	Contract	AT	Region	England
% of FP17s for the same patient ID Re-attending within 3 months - Children	149	1,841	8.1%	9.6%	11.3%	11.8%
% of FP17s for the same patient ID Re-attending within 3 months - Adults	552	4,763	11.6%	13.9%	15.3%	15.6%
% of FP17s for the same patient ID Re-attending between 3 & 9 months - Children	1,129	1,841	61.3%	61.7%	61.1%	58.8%
% of FP17s for the same patient ID Re-attending between 3 & 9 months - Adults	2,795	4,763	58.7%	53.0%	52.4%	51.0%
% of FP17s for Band 1 Urgent Courses	473	6,305	7.5%	9.8%	9.5%	9.0%
% of FP17s Relating to Free Repair or Replacements	49	6,305	0.8%	0.6%	0.7%	0.8%
% of FP17s Relating to Continuations	11	6,305	0.2%	0.9%	0.8%	0.9%
% of Patients satisfied with the dentistry they have received	2	2	N/A	93.0%	93.1%	93.2%
% of Patients satisfied with the time they had to wait for an appointment	2	2	N/A	88.0%	87.8%	88.3%

* This is based on patients treated on this contract for their most recent course of treatment. Figures in italics indicate the base number of FP17s or Patient Questionnaire responses are less than 100. N/A is shown where the base number of responses is less than 10 during the period. % is calculated as Quantity/Base number*100

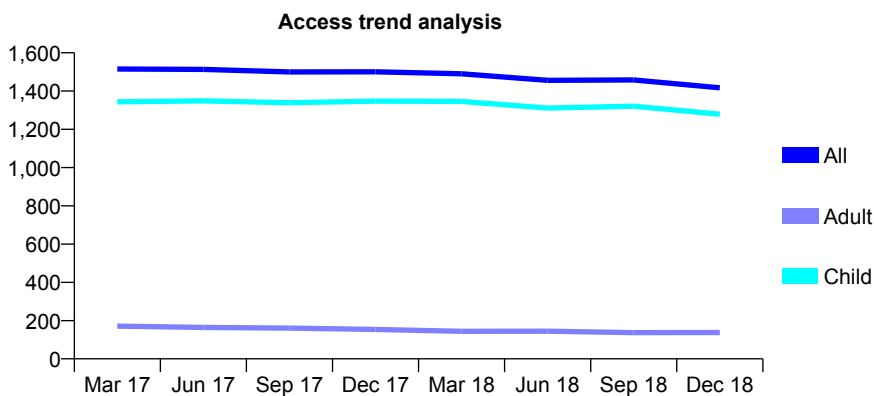
Q70 - Vital Signs At a Glance Contract Report for 188492/0001 - December 2018

Name or company name	Guinea Court Dental Partnership
Contract type name	GDS Contract
Purpose of contract	General and Orthodontic
Contract start date	01/04/2011
Contract end date	

18/19 Contracted general activity (UDA)	3,500
Carry forward general activity (UDA)	0
18/19 Contracted orthodontic activity (UOA)	249
Carry forward orthodontic activity (UOA)	0
Baseline contract value	£103,902.32

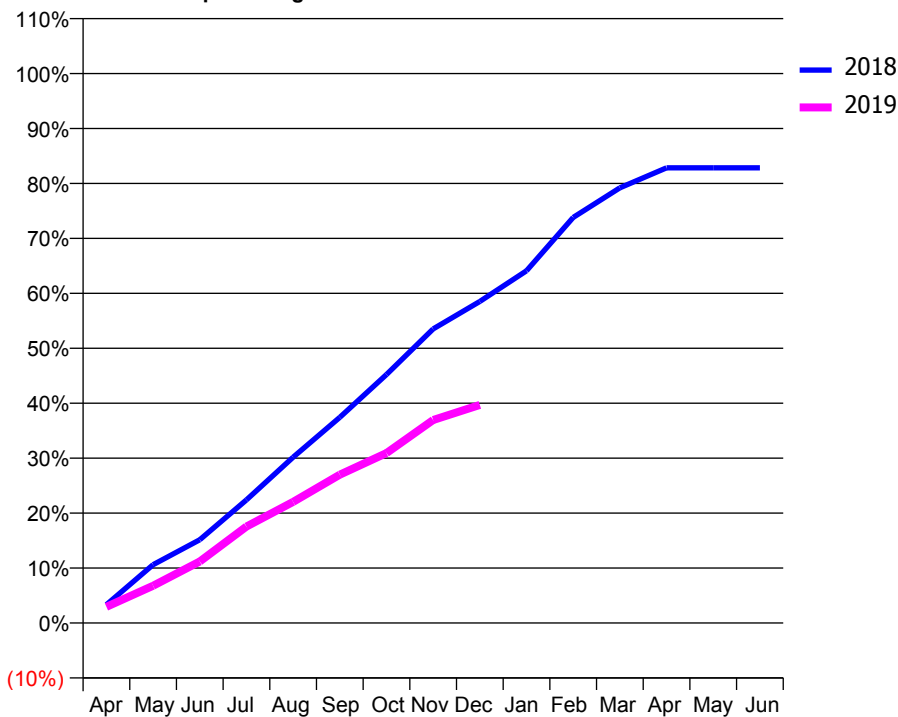
ACCESS*

Patients seen in 24 months	Total	Change since previous quarter
Quarter ending December 2017	1,501	
Quarter ending March 2018	1,490	→
Quarter ending June 2018	1,456	↓
Quarter ending September 2018	1,458	→
Quarter ending December 2018	1,417	↓
Variance since December 2017	(5.6%)	↓



ACTIVITY

Cumulative percentage of contracted UDA delivered 2018 & 2019



Month	Adjusted Scheduled Activity (UDA)	
	2018	2019
April	116	103
May	371	237
June	530	392
July	784	614
August	1,056	772
September	1,310	945
October	1,583	1,082
November	1,873	1,293
December	2,049	1,389
January	2,244	
February	2,583	
March	2,772	
April	2,900	
May	2,900	
June	2,900	

QUALITY

	Quantity	Base Number	Contract	AT	Region	England
% of FP17s for the same patient ID Re-attending within 3 months - Children	91	1,357	6.7%	9.6%	11.3%	11.8%
% of FP17s for the same patient ID Re-attending within 3 months - Adults	0	1	0.0%	13.9%	15.3%	15.6%
% of FP17s for the same patient ID Re-attending between 3 & 9 months - Children	973	1,357	71.7%	61.7%	61.1%	58.8%
% of FP17s for the same patient ID Re-attending between 3 & 9 months - Adults	0	1	0.0%	53.0%	52.4%	51.0%
% of FP17s for Band 1 Urgent Courses	31	1,212	2.6%	9.8%	9.5%	9.0%
% of FP17s Relating to Free Repair or Replacements	0	1,212	0.0%	0.6%	0.7%	0.8%
% of FP17s Relating to Continuations	0	1,212	0.0%	0.9%	0.8%	0.9%
% of Patients satisfied with the dentistry they have received	0	0	N/A	93.0%	93.1%	93.2%
% of Patients satisfied with the time they had to wait for an appointment	0	0	N/A	88.0%	87.8%	88.3%

* This is based on patients treated on this contract for their most recent course of treatment. Figures in italics indicate the base number of FP17s or Patient Questionnaire responses are less than 100. N/A is shown where the base number of responses is less than 10 during the period. % is calculated as Quantity/Base number*100

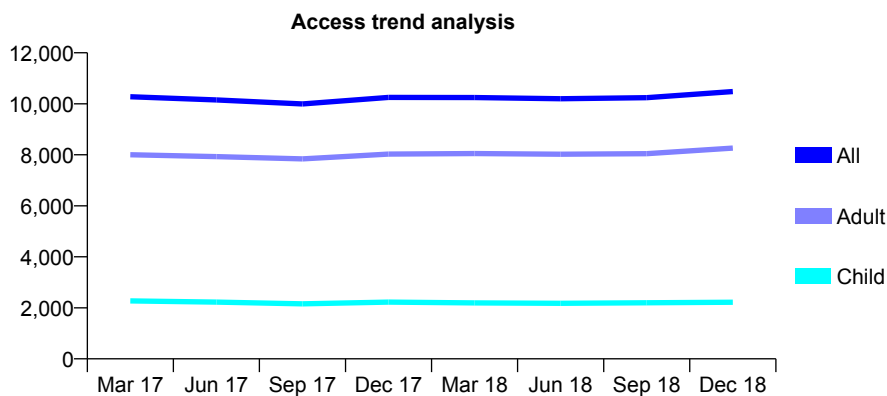
Q70 - Vital Signs At a Glance Contract Report for 188530/0001 - December 2018

Name or company name	Dr Elaine Weaver
Contract type name	GDS Contract
Purpose of contract	General
Contract start date	01/04/2009
Contract end date	

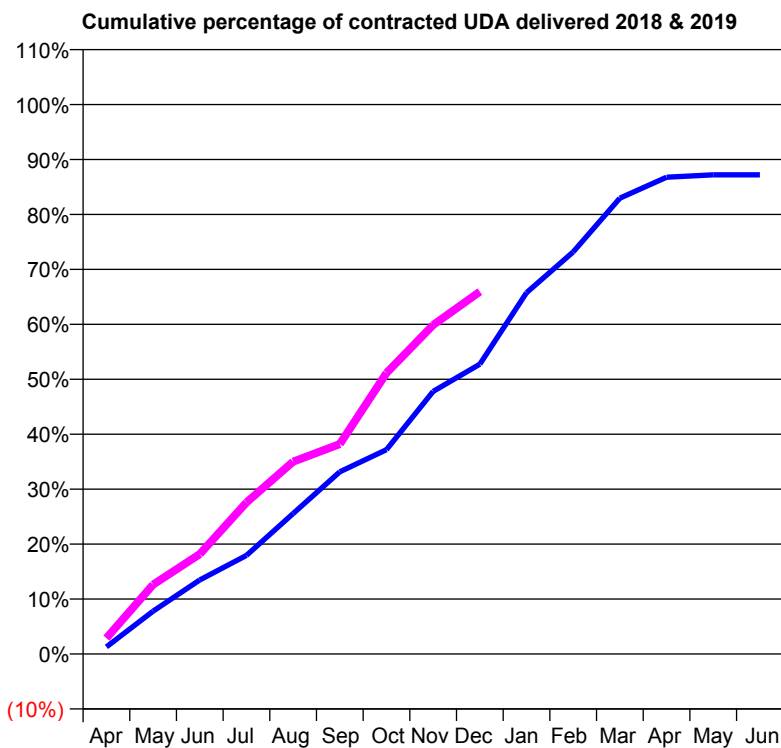
18/19 Contracted general activity (UDA)	26,437
Carry forward general activity (UDA)	0
18/19 Contracted orthodontic activity (UOA)	0
Carry forward orthodontic activity (UOA)	0
Baseline contract value	£846,220.73

ACCESS*

Patients seen in 24 months	Total	Change since previous quarter
Quarter ending December 2017	10,251	
Quarter ending March 2018	10,245	→
Quarter ending June 2018	10,198	→
Quarter ending September 2018	10,240	→
Quarter ending December 2018	10,481	↑
Variance since December 2017	2.2%	↑



ACTIVITY



Month	Adjusted Scheduled Activity (UDA)	
	2018	2019
April	343	770
May	2,064	3,337
June	3,563	4,810
July	4,745	7,293
August	6,760	9,257
September	8,764	10,098
October	9,832	13,520
November	12,636	15,827
December	13,946	17,433
January	17,380	
February	19,349	
March	21,933	
April	22,939	
May	23,056	
June	23,056	

QUALITY

	Quantity	Base Number	Contract	AT	Region	England
% of FP17s for the same patient ID Re-attending within 3 months - Children	114	2,332	4.9%	9.6%	11.3%	11.8%
% of FP17s for the same patient ID Re-attending within 3 months - Adults	1,187	8,381	14.2%	13.9%	15.3%	15.6%
% of FP17s for the same patient ID Re-attending between 3 & 9 months - Children	1,300	2,332	55.7%	61.7%	61.1%	58.8%
% of FP17s for the same patient ID Re-attending between 3 & 9 months - Adults	3,785	8,381	45.2%	53.0%	52.4%	51.0%
% of FP17s for Band 1 Urgent Courses	1,020	10,148	10.1%	9.8%	9.5%	9.0%
% of FP17s Relating to Free Repair or Replacements	105	10,148	1.0%	0.6%	0.7%	0.8%
% of FP17s Relating to Continuations	64	10,148	0.6%	0.9%	0.8%	0.9%
% of Patients satisfied with the dentistry they have received	9	10	90.0%	93.0%	93.1%	93.2%
% of Patients satisfied with the time they had to wait for an appointment	9	10	90.0%	88.0%	87.8%	88.3%

* This is based on patients treated on this contract for their most recent course of treatment. Figures in italics indicate the base number of FP17s or Patient Questionnaire responses are less than 100. N/A is shown where the base number of responses is less than 10 during the period. % is calculated as Quantity/Base number*100

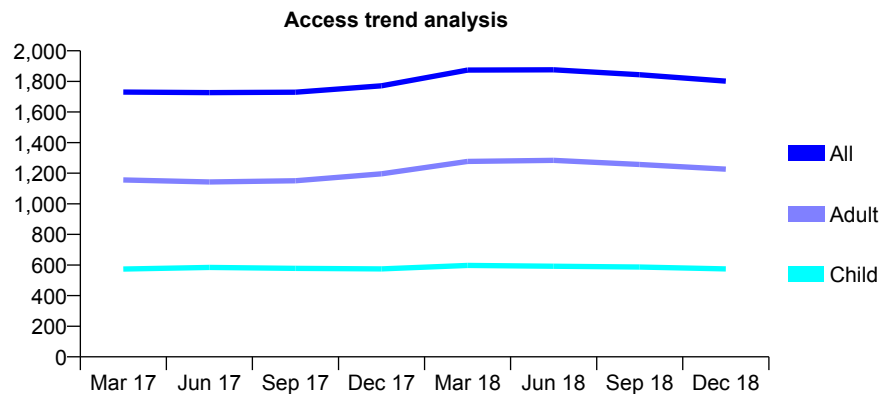
Q70 - Vital Signs At a Glance Contract Report for 190195/0006 - December 2018

Name or company name	Xeon Smiles UK Ltd
Contract type name	GDS Contract
Purpose of contract	General and Orthodontic
Contract start date	09/06/2008
Contract end date	

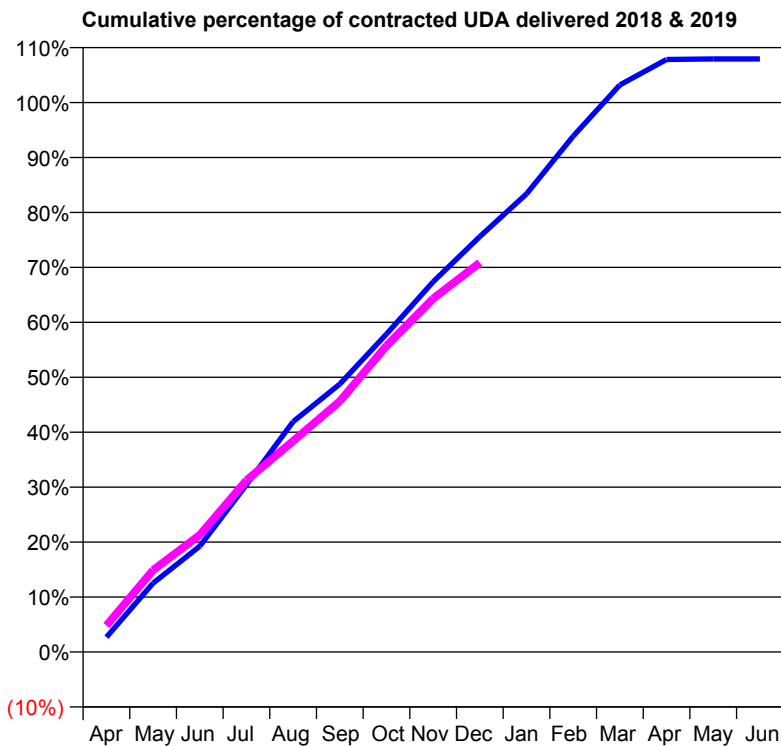
18/19 Contracted general activity (UDA)	4,501
Carry forward general activity (UDA)	0
18/19 Contracted orthodontic activity (UOA)	240
Carry forward orthodontic activity (UOA)	0
Baseline contract value	£121,706.45

ACCESS*

Patients seen in 24 months	Total	Change since previous quarter
Quarter ending December 2017	1,771	
Quarter ending March 2018	1,874	↑
Quarter ending June 2018	1,876	→
Quarter ending September 2018	1,844	↓
Quarter ending December 2018	1,802	↓
Variance since December 2017	1.8%	→



ACTIVITY



Month	Adjusted Scheduled Activity (UDA)	
	2018	2019
April	121	217
May	564	671
June	867	958
July	1,370	1,407
August	1,887	1,728
September	2,195	2,054
October	2,605	2,509
November	3,032	2,895
December	3,403	3,189
January	3,753	
February	4,225	
March	4,645	
April	4,854	
May	4,858	
June	4,858	

QUALITY

	Quantity	Base Number	Contract	AT	Region	England
% of FP17s for the same patient ID Re-attending within 3 months - Children	45	654	6.9%	9.6%	11.3%	11.8%
% of FP17s for the same patient ID Re-attending within 3 months - Adults	157	1,304	12.0%	13.9%	15.3%	15.6%
% of FP17s for the same patient ID Re-attending between 3 & 9 months - Children	441	654	67.4%	61.7%	61.1%	58.8%
% of FP17s for the same patient ID Re-attending between 3 & 9 months - Adults	872	1,304	66.9%	53.0%	52.4%	51.0%
% of FP17s for Band 1 Urgent Courses	129	1,836	7.0%	9.8%	9.5%	9.0%
% of FP17s Relating to Free Repair or Replacements	16	1,836	0.9%	0.6%	0.7%	0.8%
% of FP17s Relating to Continuations	9	1,836	0.5%	0.9%	0.8%	0.9%
% of Patients satisfied with the dentistry they have received	0	0	N/A	93.0%	93.1%	93.2%
% of Patients satisfied with the time they had to wait for an appointment	0	0	N/A	88.0%	87.8%	88.3%

* This is based on patients treated on this contract for their most recent course of treatment. Figures in italics indicate the base number of FP17s or Patient Questionnaire responses are less than 100. N/A is shown where the base number of responses is less than 10 during the period. % is calculated as Quantity/Base number*100

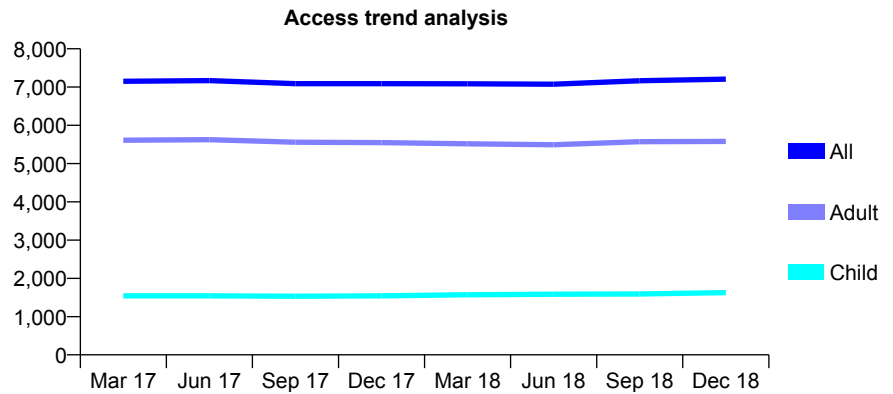
Q70 - Vital Signs At a Glance Contract Report for 190233/0001 - December 2018

Name or company name	Dentalcare Limited
Contract type name	GDS Contract
Purpose of contract	General
Contract start date	13/12/2010
Contract end date	

18/19 Contracted general activity (UDA)	19,865
Carry forward general activity (UDA)	0
18/19 Contracted orthodontic activity (UOA)	0
Carry forward orthodontic activity (UOA)	0
Baseline contract value	£492,842.92

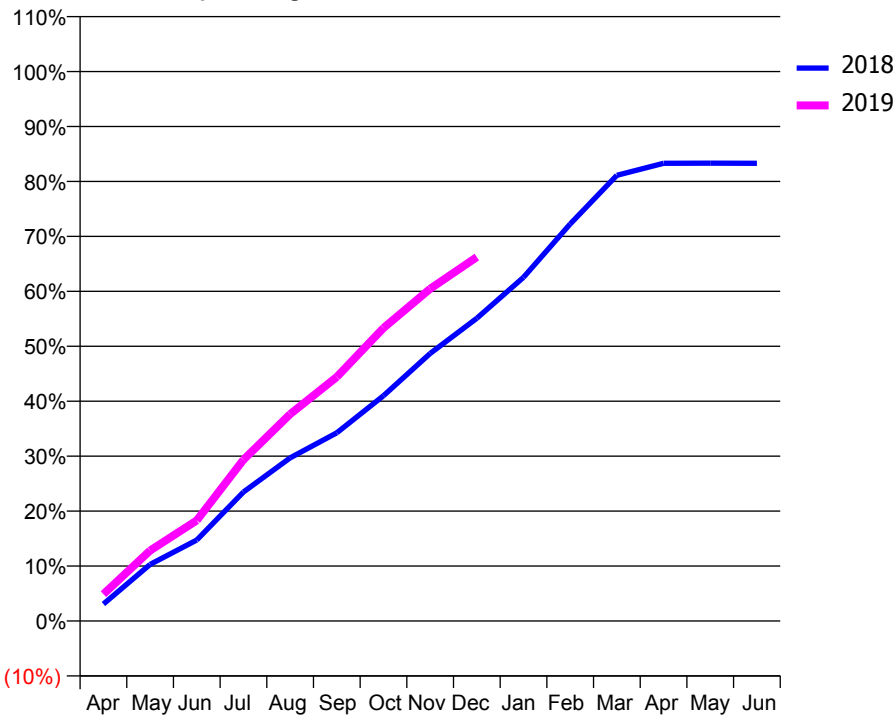
ACCESS*

Patients seen in 24 months	Total	Change since previous quarter
Quarter ending December 2017	7,087	
Quarter ending March 2018	7,084	→
Quarter ending June 2018	7,074	→
Quarter ending September 2018	7,164	→
Quarter ending December 2018	7,207	→
Variance since December 2017	1.7%	→



ACTIVITY

Cumulative percentage of contracted UDA delivered 2018 & 2019



Month	Adjusted Scheduled Activity (UDA)	
	2018	2019
April	617	971
May	2,047	2,549
June	2,927	3,637
July	4,664	5,833
August	5,896	7,479
September	6,803	8,824
October	8,142	10,591
November	9,674	12,011
December	10,945	13,157
January	12,426	
February	14,356	
March	16,115	
April	16,548	
May	16,550	
June	16,549	

QUALITY

	Quantity	Base Number	Contract	AT	Region	England
% of FP17s for the same patient ID Re-attending within 3 months - Children	96	1,834	5.2%	9.6%	11.3%	11.8%
% of FP17s for the same patient ID Re-attending within 3 months - Adults	664	5,591	11.9%	13.9%	15.3%	15.6%
% of FP17s for the same patient ID Re-attending between 3 & 9 months - Children	1,257	1,834	68.5%	61.7%	61.1%	58.8%
% of FP17s for the same patient ID Re-attending between 3 & 9 months - Adults	3,203	5,591	57.3%	53.0%	52.4%	51.0%
% of FP17s for Band 1 Urgent Courses	600	7,209	8.3%	9.8%	9.5%	9.0%
% of FP17s Relating to Free Repair or Replacements	67	7,209	0.9%	0.6%	0.7%	0.8%
% of FP17s Relating to Continuations	0	7,209	0.0%	0.9%	0.8%	0.9%
% of Patients satisfied with the dentistry they have received	2	2	N/A	93.0%	93.1%	93.2%
% of Patients satisfied with the time they had to wait for an appointment	2	2	N/A	88.0%	87.8%	88.3%

* This is based on patients treated on this contract for their most recent course of treatment. Figures in italics indicate the base number of FP17s or Patient Questionnaire responses are less than 100. N/A is shown where the base number of responses is less than 10 during the period. % is calculated as Quantity/Base number*100

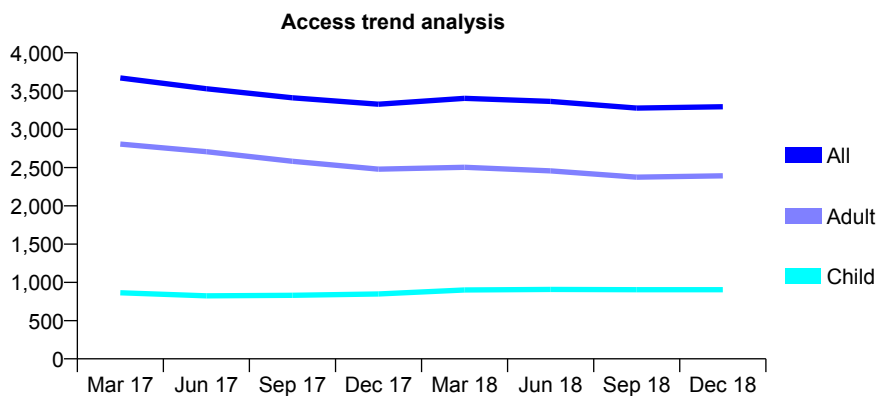
Q70 - Vital Signs At a Glance Contract Report for 190543/0001 - December 2018

Name or company name	University of Portsmouth Services Limited
Contract type name	PDS Plus Contract
Purpose of contract	General
Contract start date	01/09/2010
Contract end date	28/02/2023

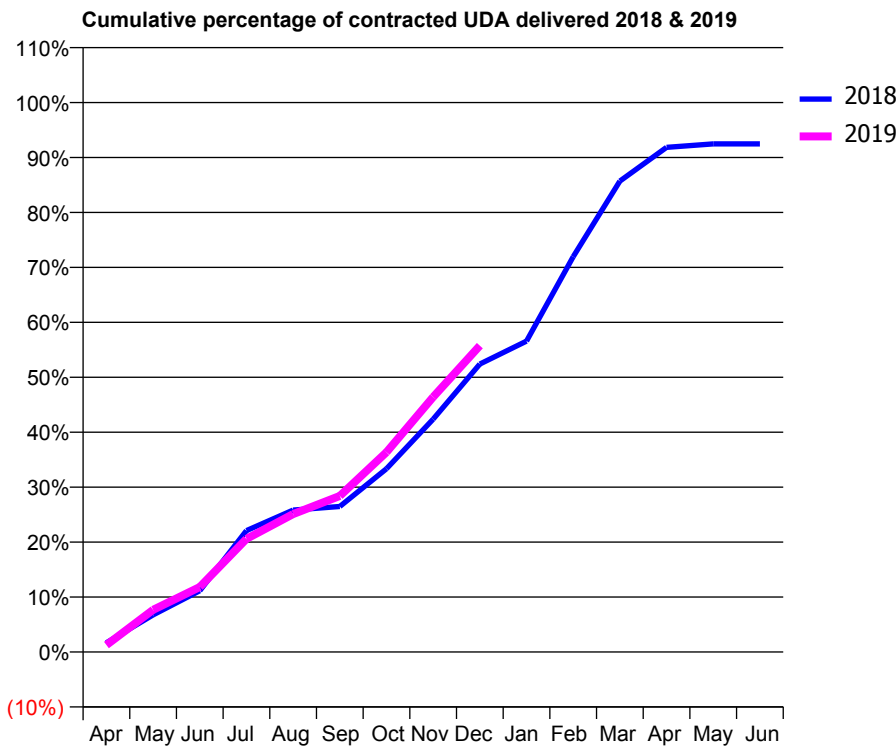
18/19 Contracted general activity (UDA)	10,000
Carry forward general activity (UDA)	0
18/19 Contracted orthodontic activity (UOA)	0
Carry forward orthodontic activity (UOA)	0
Baseline contract value	£0.00

ACCESS*

Patients seen in 24 months	Total	Change since previous quarter
Quarter ending December 2017	3,328	
Quarter ending March 2018	3,405	↑
Quarter ending June 2018	3,364	↓
Quarter ending September 2018	3,278	↓
Quarter ending December 2018	3,295	→
Variance since December 2017	(1.0%)	→



ACTIVITY



Month	Adjusted Scheduled Activity (UDA)	
	2018	2019
April	182	128
May	727	767
June	1,198	1,182
July	2,371	2,059
August	2,773	2,510
September	2,842	2,840
October	3,579	3,637
November	4,550	4,640
December	5,624	5,574
January	6,073	
February	7,722	
March	9,199	
April	9,857	
May	9,924	
June	9,925	

QUALITY

	Quantity	Base Number	Contract	AT	Region	England
% of FP17s for the same patient ID Re-attending within 3 months - Children	65	679	9.6%	9.6%	11.3%	11.8%
% of FP17s for the same patient ID Re-attending within 3 months - Adults	476	1,885	25.3%	13.9%	15.3%	15.6%
% of FP17s for the same patient ID Re-attending between 3 & 9 months - Children	264	679	38.9%	61.7%	61.1%	58.8%
% of FP17s for the same patient ID Re-attending between 3 & 9 months - Adults	665	1,885	35.3%	53.0%	52.4%	51.0%
% of FP17s for Band 1 Urgent Courses	583	2,248	25.9%	9.8%	9.5%	9.0%
% of FP17s Relating to Free Repair or Replacements	0	2,248	0.0%	0.6%	0.7%	0.8%
% of FP17s Relating to Continuations	9	2,248	0.4%	0.9%	0.8%	0.9%
% of Patients satisfied with the dentistry they have received	2	2	N/A	93.0%	93.1%	93.2%
% of Patients satisfied with the time they had to wait for an appointment	2	2	N/A	88.0%	87.8%	88.3%

* This is based on patients treated on this contract for their most recent course of treatment. Figures in italics indicate the base number of FP17s or Patient Questionnaire responses are less than 100. N/A is shown where the base number of responses is less than 10 during the period. % is calculated as Quantity/Base number*100

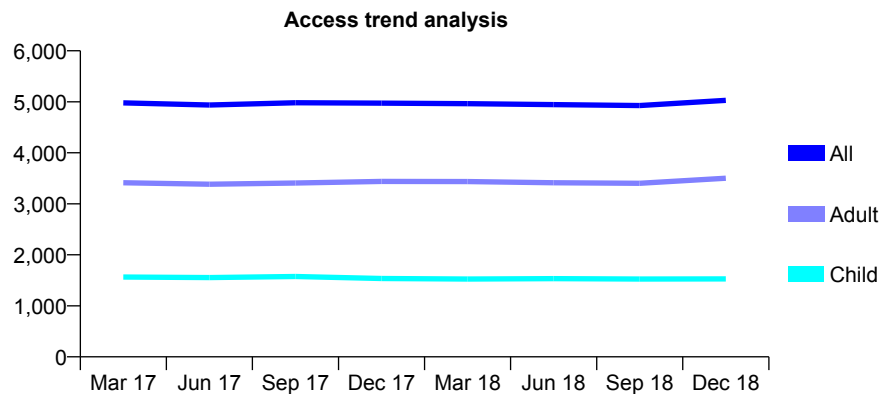
Q70 - Vital Signs At a Glance Contract Report for 190985/0001 - December 2018

Name or company name	Miss P Kotecha
Contract type name	GDS Contract
Purpose of contract	General
Contract start date	01/12/2013
Contract end date	

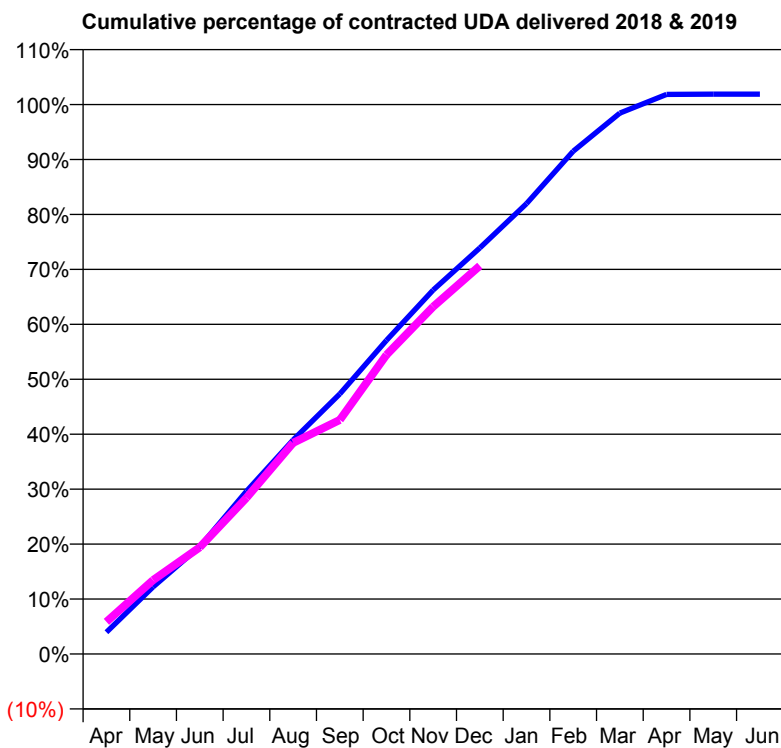
18/19 Contracted general activity (UDA)	12,555
Carry forward general activity (UDA)	0
18/19 Contracted orthodontic activity (UOA)	0
Carry forward orthodontic activity (UOA)	0
Baseline contract value	£339,011.78

ACCESS*

Patients seen in 24 months	Total	Change since previous quarter
Quarter ending December 2017	4,974	
Quarter ending March 2018	4,963	→
Quarter ending June 2018	4,945	→
Quarter ending September 2018	4,927	→
Quarter ending December 2018	5,030	↑
Variance since December 2017	1.1%	→



ACTIVITY



Month	Adjusted Scheduled Activity (UDA)	
	2018	2019
April	499	735
May	1,534	1,688
June	2,453	2,438
July	3,717	3,569
August	4,891	4,824
September	5,944	5,349
October	7,167	6,834
November	8,316	7,936
December	9,279	8,870
January	10,292	
February	11,488	
March	12,360	
April	12,787	
May	12,793	
June	12,792	

QUALITY

	Quantity	Base Number	Contract	AT	Region	England
% of FP17s for the same patient ID Re-attending within 3 months - Children	71	1,821	3.9%	9.6%	11.3%	11.8%
% of FP17s for the same patient ID Re-attending within 3 months - Adults	259	3,452	7.5%	13.9%	15.3%	15.6%
% of FP17s for the same patient ID Re-attending between 3 & 9 months - Children	1,261	1,821	69.2%	61.7%	61.1%	58.8%
% of FP17s for the same patient ID Re-attending between 3 & 9 months - Adults	2,134	3,452	61.8%	53.0%	52.4%	51.0%
% of FP17s for Band 1 Urgent Courses	182	5,041	3.6%	9.8%	9.5%	9.0%
% of FP17s Relating to Free Repair or Replacements	12	5,041	0.2%	0.6%	0.7%	0.8%
% of FP17s Relating to Continuations	9	5,041	0.2%	0.9%	0.8%	0.9%
% of Patients satisfied with the dentistry they have received	1	1	N/A	93.0%	93.1%	93.2%
% of Patients satisfied with the time they had to wait for an appointment	1	1	N/A	88.0%	87.8%	88.3%

* This is based on patients treated on this contract for their most recent course of treatment. Figures in italics indicate the base number of FP17s or Patient Questionnaire responses are less than 100. N/A is shown where the base number of responses is less than 10 during the period. % is calculated as Quantity/Base number*100

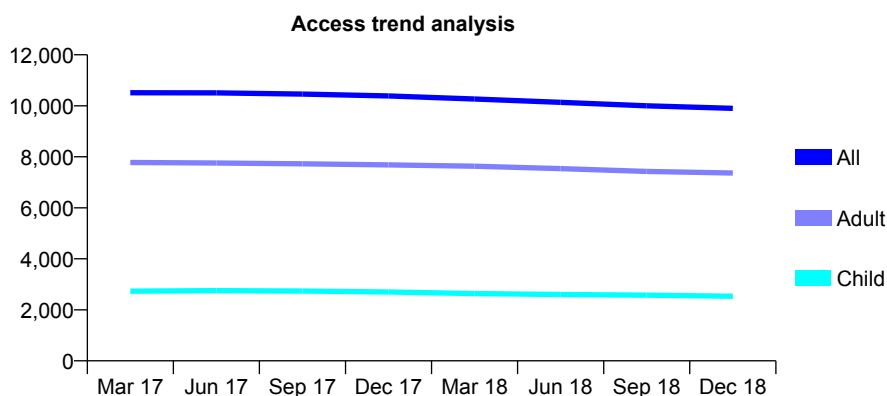
Q70 - Vital Signs At a Glance Contract Report for 191183/0001 - December 2018

Name or company name	SCA Healthcare
Contract type name	GDS Contract
Purpose of contract	General
Contract start date	13/09/2008
Contract end date	

18/19 Contracted general activity (UDA)	26,600
Carry forward general activity (UDA)	0
18/19 Contracted orthodontic activity (UOA)	0
Carry forward orthodontic activity (UOA)	0
Baseline contract value	£816,318.62

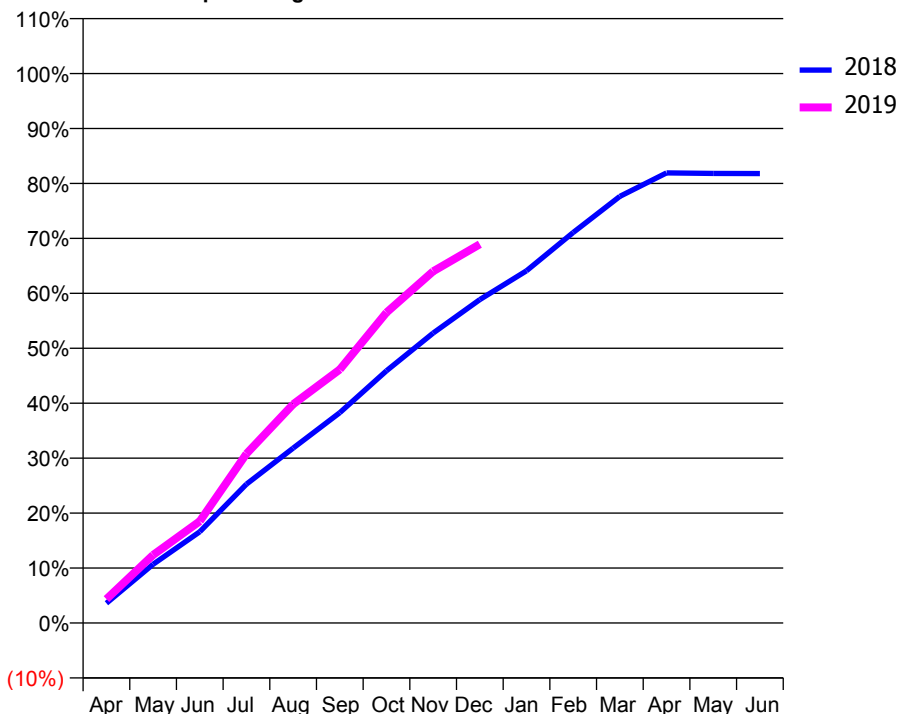
ACCESS*

Patients seen in 24 months	Total	Change since previous quarter
Quarter ending December 2017	10,387	
Quarter ending March 2018	10,269	↓
Quarter ending June 2018	10,136	↓
Quarter ending September 2018	10,002	↓
Quarter ending December 2018	9,900	↓
Variance since December 2017	(4.7%)	↓



ACTIVITY

Cumulative percentage of contracted UDA delivered 2018 & 2019



Month	Adjusted Scheduled Activity (UDA)	
	2018	2019
April	1,300	1,156
May	3,861	3,298
June	6,001	4,926
July	9,124	8,194
August	11,490	10,591
September	13,829	12,276
October	16,580	15,031
November	19,053	17,026
December	21,259	18,337
January	23,154	
February	25,662	
March	28,037	
April	29,583	
May	29,545	
June	29,540	

QUALITY

	Quantity	Base Number	Contract	AT	Region	England
% of FP17s for the same patient ID Re-attending within 3 months - Children	228	2,809	8.1%	9.6%	11.3%	11.8%
% of FP17s for the same patient ID Re-attending within 3 months - Adults	992	7,690	12.9%	13.9%	15.3%	15.6%
% of FP17s for the same patient ID Re-attending between 3 & 9 months - Children	1,675	2,809	59.6%	61.7%	61.1%	58.8%
% of FP17s for the same patient ID Re-attending between 3 & 9 months - Adults	4,641	7,690	60.4%	53.0%	52.4%	51.0%
% of FP17s for Band 1 Urgent Courses	682	9,940	6.9%	9.8%	9.5%	9.0%
% of FP17s Relating to Free Repair or Replacements	101	9,940	1.0%	0.6%	0.7%	0.8%
% of FP17s Relating to Continuations	79	9,940	0.8%	0.9%	0.8%	0.9%
% of Patients satisfied with the dentistry they have received	1	1	N/A	93.0%	93.1%	93.2%
% of Patients satisfied with the time they had to wait for an appointment	0	1	N/A	88.0%	87.8%	88.3%

* This is based on patients treated on this contract for their most recent course of treatment. Figures in italics indicate the base number of FP17s or Patient Questionnaire responses are less than 100. N/A is shown where the base number of responses is less than 10 during the period. % is calculated as Quantity/Base number*100

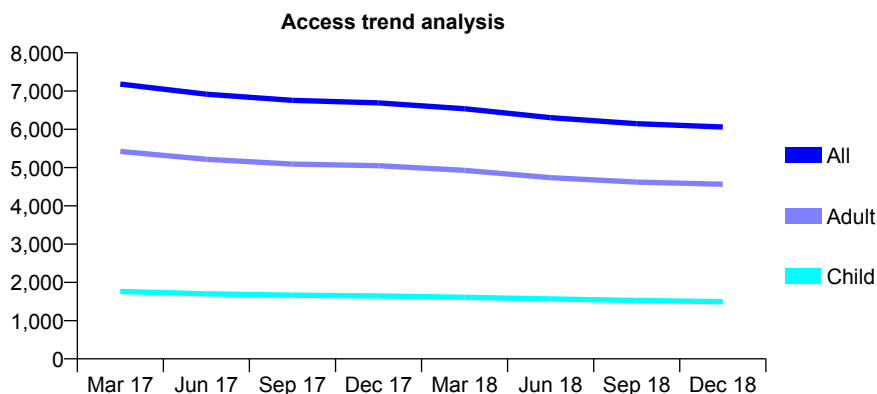
Q70 - Vital Signs At a Glance Contract Report for 191183/0002 - December 2018

Name or company name	SCA Healthcare
Contract type name	GDS Contract
Purpose of contract	General
Contract start date	01/10/2008
Contract end date	

18/19 Contracted general activity (UDA)	18,400
Carry forward general activity (UDA)	0
18/19 Contracted orthodontic activity (UOA)	0
Carry forward orthodontic activity (UOA)	0
Baseline contract value	£438,161.12

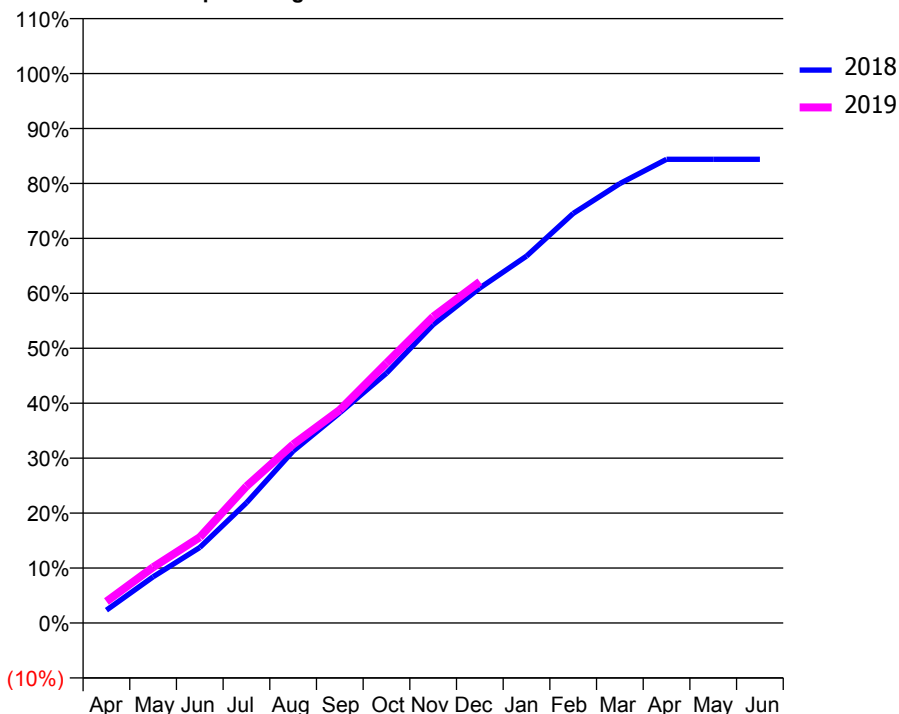
ACCESS*

Patients seen in 24 months	Total	Change since previous quarter
Quarter ending December 2017	6,690	
Quarter ending March 2018	6,536	↓
Quarter ending June 2018	6,304	↓
Quarter ending September 2018	6,147	↓
Quarter ending December 2018	6,059	↓
Variance since December 2017	(9.4%)	↓



ACTIVITY

Cumulative percentage of contracted UDA delivered 2018 & 2019



Month	Adjusted Scheduled Activity (UDA)	
	2018	2019
April	493	723
May	1,768	1,867
June	2,885	2,871
July	4,595	4,580
August	6,572	5,981
September	8,032	7,137
October	9,550	8,704
November	11,402	10,259
December	12,805	11,430
January	14,019	
February	15,654	
March	16,796	
April	17,720	
May	17,720	
June	17,720	

QUALITY

	Quantity	Base Number	Contract	AT	Region	England
% of FP17s for the same patient ID Re-attending within 3 months - Children	154	1,674	9.2%	9.6%	11.3%	11.8%
% of FP17s for the same patient ID Re-attending within 3 months - Adults	689	4,739	14.5%	13.9%	15.3%	15.6%
% of FP17s for the same patient ID Re-attending between 3 & 9 months - Children	1,061	1,674	63.4%	61.7%	61.1%	58.8%
% of FP17s for the same patient ID Re-attending between 3 & 9 months - Adults	2,592	4,739	54.7%	53.0%	52.4%	51.0%
% of FP17s for Band 1 Urgent Courses	784	6,065	12.9%	9.8%	9.5%	9.0%
% of FP17s Relating to Free Repair or Replacements	22	6,065	0.4%	0.6%	0.7%	0.8%
% of FP17s Relating to Continuations	26	6,065	0.4%	0.9%	0.8%	0.9%
% of Patients satisfied with the dentistry they have received	2	2	N/A	93.0%	93.1%	93.2%
% of Patients satisfied with the time they had to wait for an appointment	2	2	N/A	88.0%	87.8%	88.3%

* This is based on patients treated on this contract for their most recent course of treatment. Figures in italics indicate the base number of FP17s or Patient Questionnaire responses are less than 100. N/A is shown where the base number of responses is less than 10 during the period. % is calculated as Quantity/Base number*100

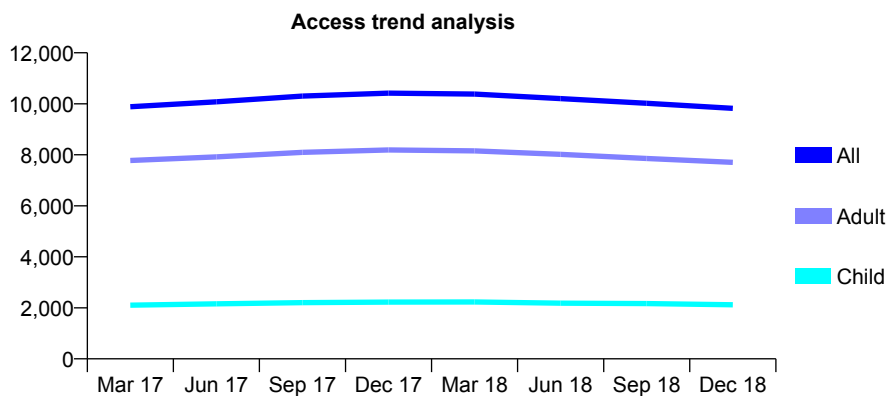
Q70 - Vital Signs At a Glance Contract Report for 191183/0003 - December 2018

Name or company name	SCA Healthcare
Contract type name	GDS Contract
Purpose of contract	General
Contract start date	01/10/2008
Contract end date	

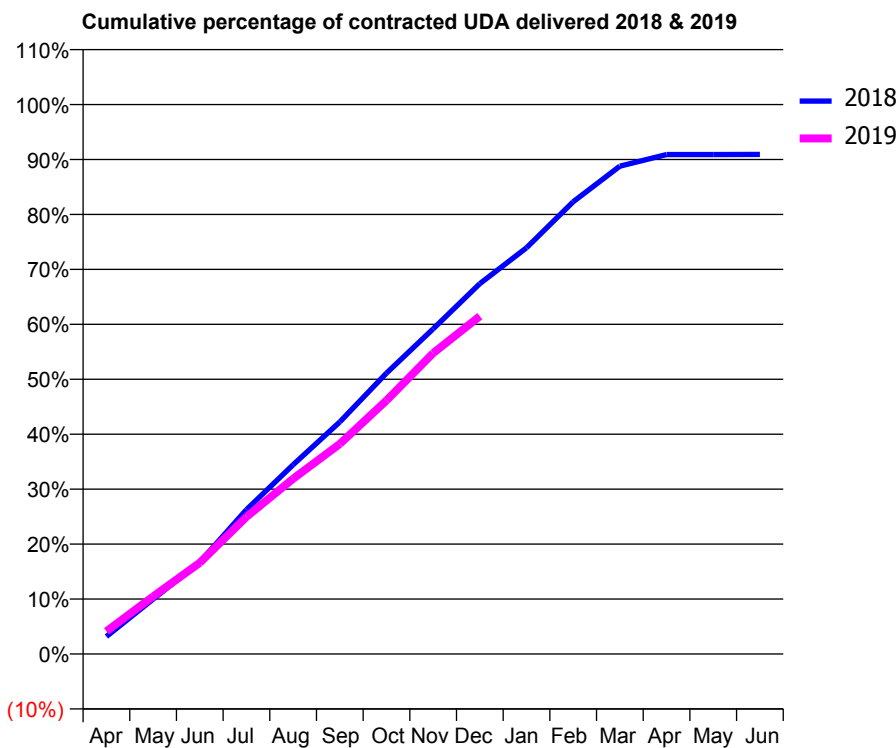
18/19 Contracted general activity (UDA)	22,000
Carry forward general activity (UDA)	0
18/19 Contracted orthodontic activity (UOA)	0
Carry forward orthodontic activity (UOA)	0
Baseline contract value	£616,253.66

ACCESS*

Patients seen in 24 months	Total	Change since previous quarter
Quarter ending December 2017	10,416	
Quarter ending March 2018	10,381	→
Quarter ending June 2018	10,203	↓
Quarter ending September 2018	10,023	↓
Quarter ending December 2018	9,823	↓
Variance since December 2017	(5.7%)	↓



ACTIVITY



Month	Adjusted Scheduled Activity (UDA)	
	2018	2019
April	957	908
May	2,995	2,301
June	5,022	3,655
July	7,880	5,492
August	10,331	7,020
September	12,671	8,413
October	15,333	10,150
November	17,752	12,047
December	20,222	13,526
January	22,181	
February	24,690	
March	26,637	
April	27,268	
May	27,271	
June	27,272	

QUALITY

	Quantity	Base Number	Contract	AT	Region	England
% of FP17s for the same patient ID Re-attending within 3 months - Children	117	2,141	5.5%	9.6%	11.3%	11.8%
% of FP17s for the same patient ID Re-attending within 3 months - Adults	671	6,930	9.7%	13.9%	15.3%	15.6%
% of FP17s for the same patient ID Re-attending between 3 & 9 months - Children	1,395	2,141	65.2%	61.7%	61.1%	58.8%
% of FP17s for the same patient ID Re-attending between 3 & 9 months - Adults	3,805	6,930	54.9%	53.0%	52.4%	51.0%
% of FP17s for Band 1 Urgent Courses	501	7,838	6.4%	9.8%	9.5%	9.0%
% of FP17s Relating to Free Repair or Replacements	30	7,838	0.4%	0.6%	0.7%	0.8%
% of FP17s Relating to Continuations	15	7,838	0.2%	0.9%	0.8%	0.9%
% of Patients satisfied with the dentistry they have received	2	2	N/A	93.0%	93.1%	93.2%
% of Patients satisfied with the time they had to wait for an appointment	1	2	N/A	88.0%	87.8%	88.3%

* This is based on patients treated on this contract for their most recent course of treatment. Figures in italics indicate the base number of FP17s or Patient Questionnaire responses are less than 100. N/A is shown where the base number of responses is less than 10 during the period. % is calculated as Quantity/Base number*100

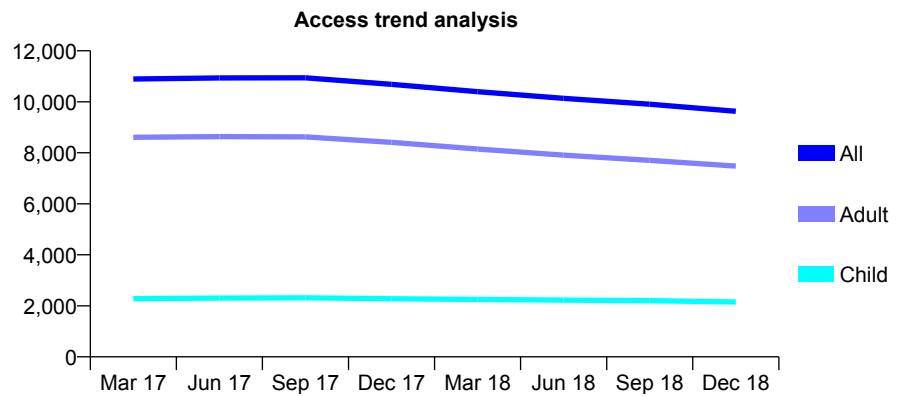
Q70 - Vital Signs At a Glance Contract Report for 191183/0004 - December 2018

Name or company name	SCA Healthcare
Contract type name	GDS Contract
Purpose of contract	General
Contract start date	01/04/2011
Contract end date	

18/19 Contracted general activity (UDA)	21,000
Carry forward general activity (UDA)	0
18/19 Contracted orthodontic activity (UOA)	0
Carry forward orthodontic activity (UOA)	0
Baseline contract value	£548,182.54

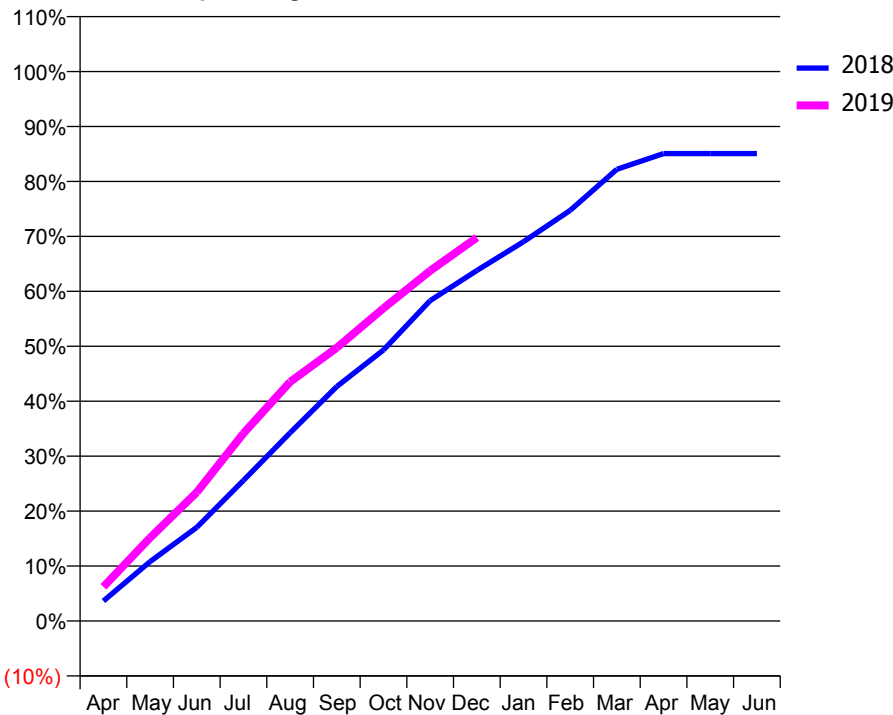
ACCESS*

Patients seen in 24 months	Total	Change since previous quarter
Quarter ending December 2017	10,684	
Quarter ending March 2018	10,398	↓
Quarter ending June 2018	10,137	↓
Quarter ending September 2018	9,908	↓
Quarter ending December 2018	9,628	↓
Variance since December 2017	(9.9%)	↓



ACTIVITY

Cumulative percentage of contracted UDA delivered 2018 & 2019



Adjusted Scheduled Activity (UDA)		
Month	2018	2019
April	1,094	1,308
May	3,244	3,182
June	5,117	4,922
July	7,676	7,173
August	10,278	9,142
September	12,801	10,442
October	14,799	11,954
November	17,493	13,384
December	19,135	14,655
January	20,709	
February	22,422	
March	24,664	
April	25,520	
May	25,522	
June	25,522	

QUALITY

	Quantity	Base Number	Contract	AT	Region	England
% of FP17s for the same patient ID Re-attending within 3 months - Children	137	2,276	6.0%	9.6%	11.3%	11.8%
% of FP17s for the same patient ID Re-attending within 3 months - Adults	831	7,351	11.3%	13.9%	15.3%	15.6%
% of FP17s for the same patient ID Re-attending between 3 & 9 months - Children	1,432	2,276	62.9%	61.7%	61.1%	58.8%
% of FP17s for the same patient ID Re-attending between 3 & 9 months - Adults	4,805	7,351	65.4%	53.0%	52.4%	51.0%
% of FP17s for Band 1 Urgent Courses	1,054	9,147	11.5%	9.8%	9.5%	9.0%
% of FP17s Relating to Free Repair or Replacements	45	9,147	0.5%	0.6%	0.7%	0.8%
% of FP17s Relating to Continuations	10	9,147	0.1%	0.9%	0.8%	0.9%
% of Patients satisfied with the dentistry they have received	4	4	N/A	93.0%	93.1%	93.2%
% of Patients satisfied with the time they had to wait for an appointment	4	4	N/A	88.0%	87.8%	88.3%

* This is based on patients treated on this contract for their most recent course of treatment. Figures in italics indicate the base number of FP17s or Patient Questionnaire responses are less than 100. N/A is shown where the base number of responses is less than 10 during the period. % is calculated as Quantity/Base number*100

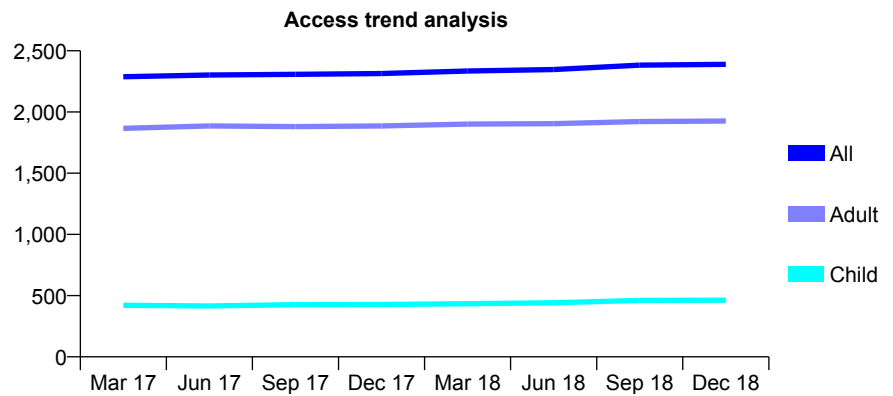
Q70 - Vital Signs At a Glance Contract Report for 191302/0001 - December 2018

Name or company name	Mr M C Omar
Contract type name	GDS Contract
Purpose of contract	General
Contract start date	01/10/2013
Contract end date	

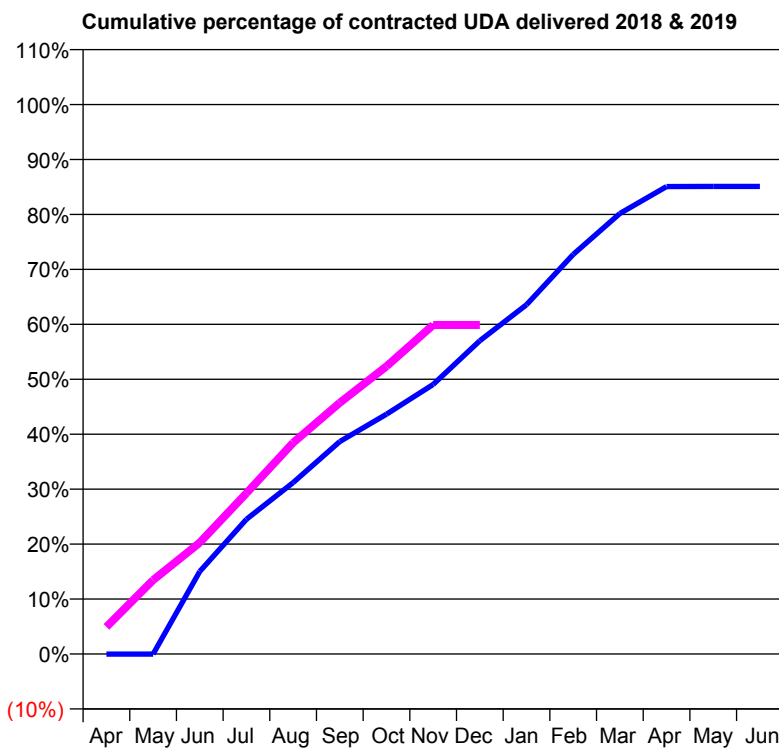
18/19 Contracted general activity (UDA)	8,401
Carry forward general activity (UDA)	0
18/19 Contracted orthodontic activity (UOA)	0
Carry forward orthodontic activity (UOA)	0
Baseline contract value	£192,809.08

ACCESS*

Patients seen in 24 months	Total	Change since previous quarter
Quarter ending December 2017	2,314	
Quarter ending March 2018	2,335	→
Quarter ending June 2018	2,347	→
Quarter ending September 2018	2,383	→
Quarter ending December 2018	2,389	→
Variance since December 2017	3.2%	↑



ACTIVITY



Month	Adjusted Scheduled Activity (UDA)	
	2018	2019
April	-4	416
May	-4	1,130
June	1,264	1,704
July	2,060	2,460
August	2,621	3,229
September	3,248	3,841
October	3,667	4,398
November	4,120	5,030
December	4,789	5,030
January	5,341	
February	6,108	
March	6,735	
April	7,146	
May	7,149	
June	7,149	

QUALITY

	Quantity	Base Number	Contract	AT	Region	England
% of FP17s for the same patient ID Re-attending within 3 months - Children	23	535	4.3%	9.6%	11.3%	11.8%
% of FP17s for the same patient ID Re-attending within 3 months - Adults	183	2,000	9.2%	13.9%	15.3%	15.6%
% of FP17s for the same patient ID Re-attending between 3 & 9 months - Children	356	535	66.5%	61.7%	61.1%	58.8%
% of FP17s for the same patient ID Re-attending between 3 & 9 months - Adults	1,131	2,000	56.6%	53.0%	52.4%	51.0%
% of FP17s for Band 1 Urgent Courses	111	2,399	4.6%	9.8%	9.5%	9.0%
% of FP17s Relating to Free Repair or Replacements	6	2,399	0.3%	0.6%	0.7%	0.8%
% of FP17s Relating to Continuations	6	2,399	0.3%	0.9%	0.8%	0.9%
% of Patients satisfied with the dentistry they have received	1	1	N/A	93.0%	93.1%	93.2%
% of Patients satisfied with the time they had to wait for an appointment	1	1	N/A	88.0%	87.8%	88.3%

* This is based on patients treated on this contract for their most recent course of treatment. Figures in italics indicate the base number of FP17s or Patient Questionnaire responses are less than 100. N/A is shown where the base number of responses is less than 10 during the period. % is calculated as Quantity/Base number*100

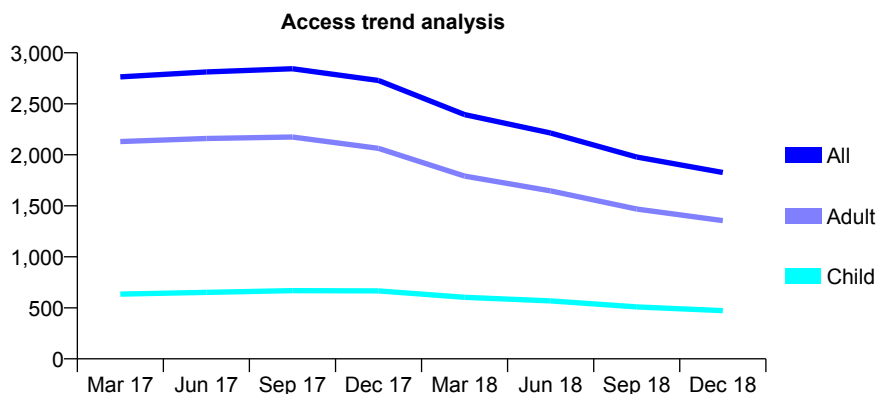
Q70 - Vital Signs At a Glance Contract Report for 192317/0001 - December 2018

Name or company name	Smile Care Dorset Limited
Contract type name	GDS Contract
Purpose of contract	General
Contract start date	01/01/2013
Contract end date	

18/19 Contracted general activity (UDA)	9,883
Carry forward general activity (UDA)	0
18/19 Contracted orthodontic activity (UOA)	0
Carry forward orthodontic activity (UOA)	0
Baseline contract value	£232,929.01

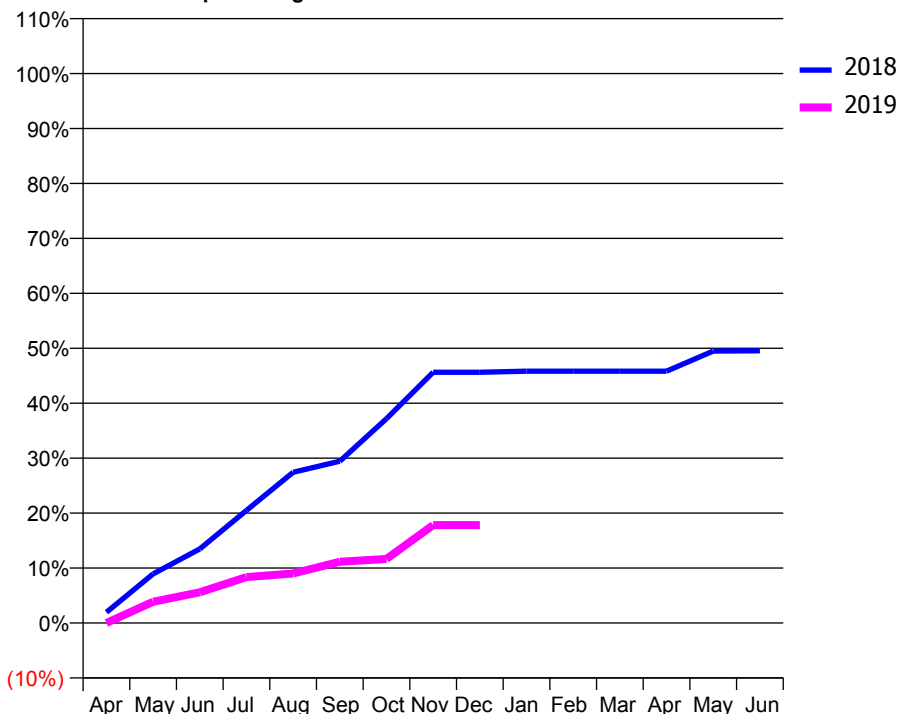
ACCESS*

Patients seen in 24 months	Total	Change since previous quarter
Quarter ending December 2017	2,729	
Quarter ending March 2018	2,394	↓
Quarter ending June 2018	2,214	↓
Quarter ending September 2018	1,978	↓
Quarter ending December 2018	1,827	↓
Variance since December 2017	(33.1%)	↓



ACTIVITY

Cumulative percentage of contracted UDA delivered 2018 & 2019



Month	Adjusted Scheduled Activity (UDA)	
	2018	2019
April	194	0
May	883	383
June	1,332	552
July	2,026	826
August	2,710	892
September	2,909	1,103
October	3,675	1,152
November	4,510	1,761
December	4,510	1,761
January	4,530	
February	4,530	
March	4,530	
April	4,530	
May	4,891	
June	4,895	

QUALITY

	Quantity	Base Number	Contract	AT	Region	England
% of FP17s for the same patient ID Re-attending within 3 months - Children	9	336	2.7%	9.6%	11.3%	11.8%
% of FP17s for the same patient ID Re-attending within 3 months - Adults	52	851	6.1%	13.9%	15.3%	15.6%
% of FP17s for the same patient ID Re-attending between 3 & 9 months - Children	128	336	38.1%	61.7%	61.1%	58.8%
% of FP17s for the same patient ID Re-attending between 3 & 9 months - Adults	325	851	38.2%	53.0%	52.4%	51.0%
% of FP17s for Band 1 Urgent Courses	96	820	11.7%	9.8%	9.5%	9.0%
% of FP17s Relating to Free Repair or Replacements	0	820	0.0%	0.6%	0.7%	0.8%
% of FP17s Relating to Continuations	4	820	0.5%	0.9%	0.8%	0.9%
% of Patients satisfied with the dentistry they have received	1	1	N/A	93.0%	93.1%	93.2%
% of Patients satisfied with the time they had to wait for an appointment	1	1	N/A	88.0%	87.8%	88.3%

* This is based on patients treated on this contract for their most recent course of treatment. Figures in italics indicate the base number of FP17s or Patient Questionnaire responses are less than 100. N/A is shown where the base number of responses is less than 10 during the period. % is calculated as Quantity/Base number*100

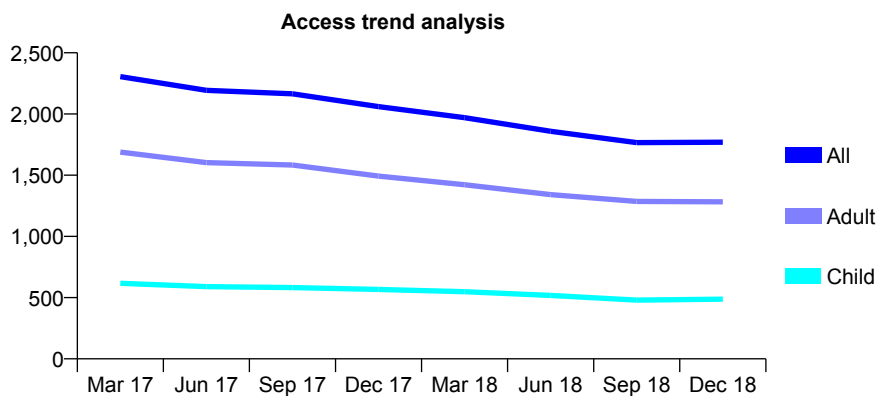
Q70 - Vital Signs At a Glance Contract Report for 192317/0002 - December 2018

Name or company name	Smile Care Dorset Limited
Contract type name	GDS Contract
Purpose of contract	General
Contract start date	01/01/2013
Contract end date	

18/19 Contracted general activity (UDA)	7,000
Carry forward general activity (UDA)	0
18/19 Contracted orthodontic activity (UOA)	0
Carry forward orthodontic activity (UOA)	0
Baseline contract value	£155,303.24

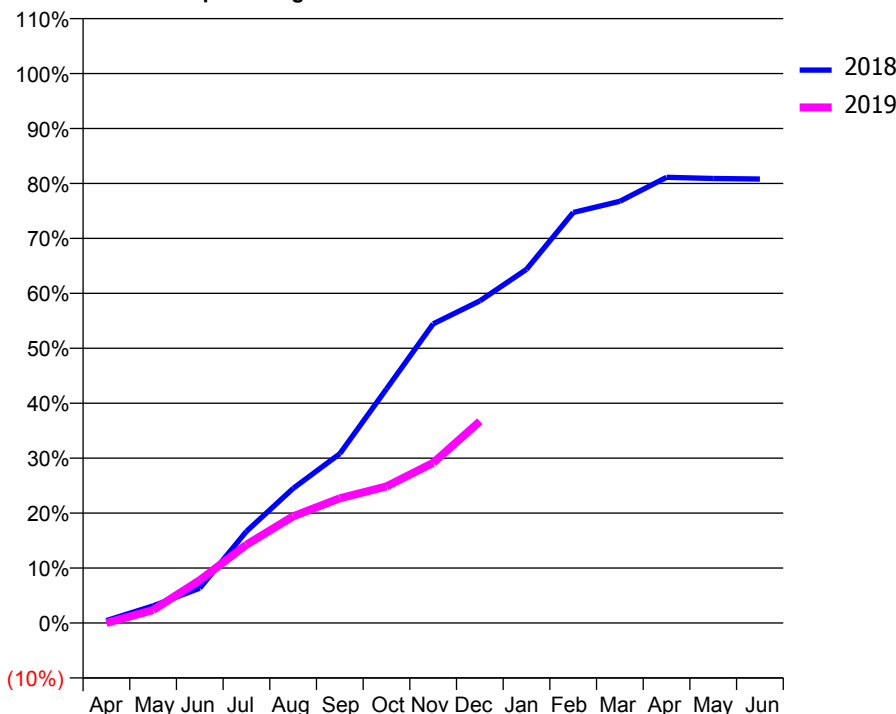
ACCESS*

Patients seen in 24 months	Total	Change since previous quarter
Quarter ending December 2017	2,060	
Quarter ending March 2018	1,970	↓
Quarter ending June 2018	1,859	↓
Quarter ending September 2018	1,766	↓
Quarter ending December 2018	1,770	→
Variance since December 2017	(14.1%)	↓



ACTIVITY

Cumulative percentage of contracted UDA delivered 2018 & 2019



Month	Adjusted Scheduled Activity (UDA)	
	2018	2019
April	31	0
May	218	166
June	445	547
July	1,168	998
August	1,715	1,360
September	2,156	1,589
October	2,982	1,741
November	3,812	2,040
December	4,104	2,569
January	4,506	
February	5,229	
March	5,371	
April	5,678	
May	5,663	
June	5,656	

QUALITY

	Quantity	Base Number	Contract	AT	Region	England
% of FP17s for the same patient ID Re-attending within 3 months - Children	31	394	7.9%	9.6%	11.3%	11.8%
% of FP17s for the same patient ID Re-attending within 3 months - Adults	183	1,070	17.1%	13.9%	15.3%	15.6%
% of FP17s for the same patient ID Re-attending between 3 & 9 months - Children	129	394	32.7%	61.7%	61.1%	58.8%
% of FP17s for the same patient ID Re-attending between 3 & 9 months - Adults	404	1,070	37.8%	53.0%	52.4%	51.0%
% of FP17s for Band 1 Urgent Courses	236	1,240	19.0%	9.8%	9.5%	9.0%
% of FP17s Relating to Free Repair or Replacements	61	1,240	4.9%	0.6%	0.7%	0.8%
% of FP17s Relating to Continuations	8	1,240	0.6%	0.9%	0.8%	0.9%
% of Patients satisfied with the dentistry they have received	3	3	N/A	93.0%	93.1%	93.2%
% of Patients satisfied with the time they had to wait for an appointment	2	3	N/A	88.0%	87.8%	88.3%

* This is based on patients treated on this contract for their most recent course of treatment. Figures in italics indicate the base number of FP17s or Patient Questionnaire responses are less than 100. N/A is shown where the base number of responses is less than 10 during the period. % is calculated as Quantity/Base number*100

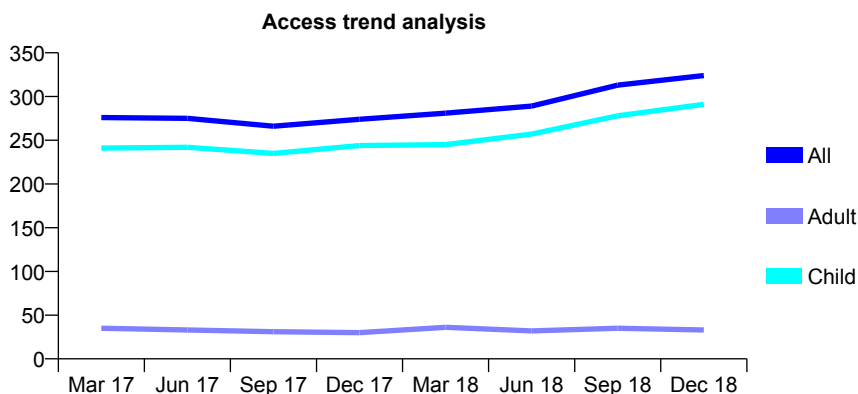
Q70 - Vital Signs At a Glance Contract Report for 194085/0001 - December 2018

Name or company name	PEZO LTD
Contract type name	GDS Contract
Purpose of contract	General
Contract start date	01/02/2008
Contract end date	

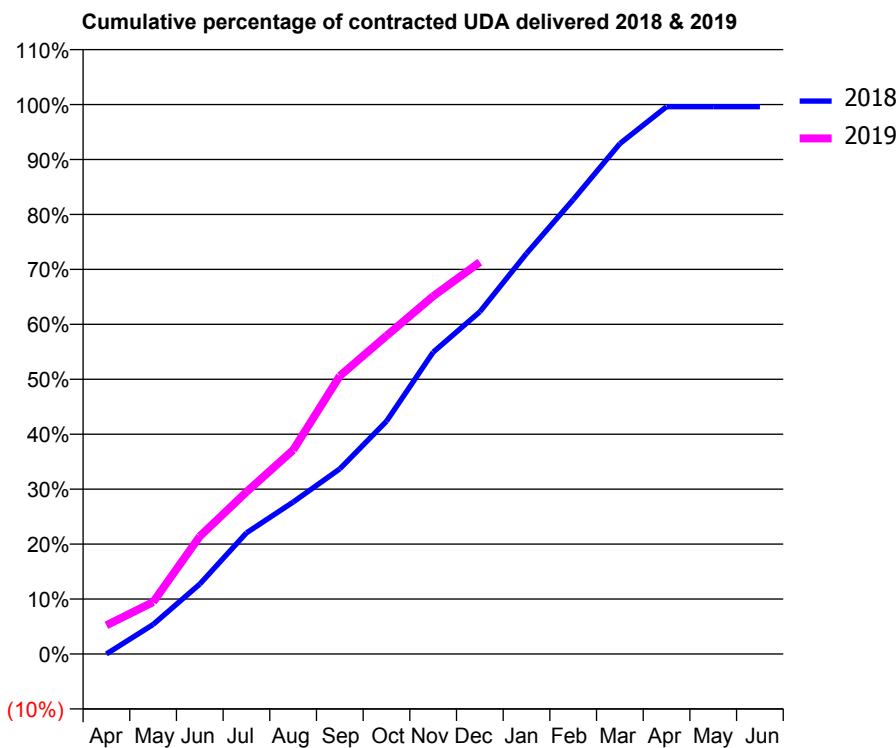
18/19 Contracted general activity (UDA)	520
Carry forward general activity (UDA)	2
18/19 Contracted orthodontic activity (UOA)	0
Carry forward orthodontic activity (UOA)	0
Baseline contract value	£12,882.33

ACCESS*

Patients seen in 24 months	Total	Change since previous quarter
Quarter ending December 2017	274	
Quarter ending March 2018	281	↑
Quarter ending June 2018	289	↑
Quarter ending September 2018	313	↑
Quarter ending December 2018	324	↑
Variance since December 2017	18.2%	↑



ACTIVITY



Month	Adjusted Scheduled Activity (UDA)	
	2018	2019
April	0	27
May	28	49
June	66	111
July	115	153
August	144	193
September	175	263
October	220	301
November	286	339
December	324	371
January	379	
February	430	
March	483	
April	518	
May	518	
June	518	

QUALITY

	Quantity	Base Number	Contract	AT	Region	England
% of FP17s for the same patient ID Re-attending within 3 months - Children	12	316	3.8%	9.6%	11.3%	11.8%
% of FP17s for the same patient ID Re-attending within 3 months - Adults	0	13	0.0%	13.9%	15.3%	15.6%
% of FP17s for the same patient ID Re-attending between 3 & 9 months - Children	193	316	61.1%	61.7%	61.1%	58.8%
% of FP17s for the same patient ID Re-attending between 3 & 9 months - Adults	10	13	76.9%	53.0%	52.4%	51.0%
% of FP17s for Band 1 Urgent Courses	9	301	3.0%	9.8%	9.5%	9.0%
% of FP17s Relating to Free Repair or Replacements	0	301	0.0%	0.6%	0.7%	0.8%
% of FP17s Relating to Continuations	1	301	0.3%	0.9%	0.8%	0.9%
% of Patients satisfied with the dentistry they have received	0	0	N/A	93.0%	93.1%	93.2%
% of Patients satisfied with the time they had to wait for an appointment	0	0	N/A	88.0%	87.8%	88.3%

* This is based on patients treated on this contract for their most recent course of treatment. Figures in italics indicate the base number of FP17s or Patient Questionnaire responses are less than 100. N/A is shown where the base number of responses is less than 10 during the period. % is calculated as Quantity/Base number*100

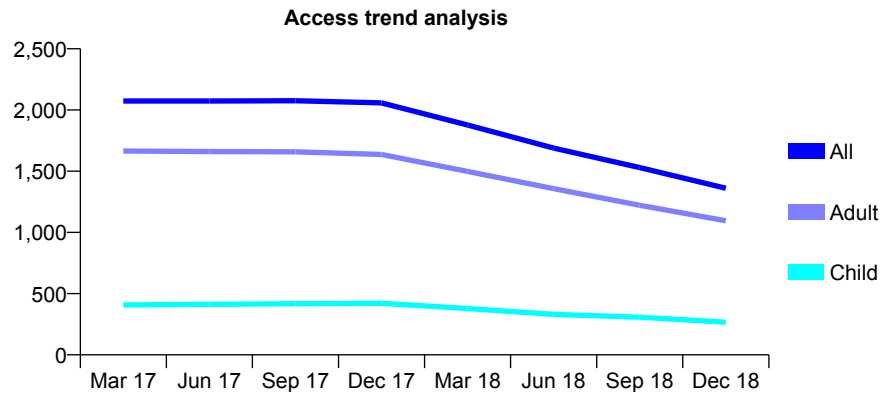
Q70 - Vital Signs At a Glance Contract Report for 194158/0001 - December 2018

Name or company name	Mrs DS Banuri
Contract type name	GDS Contract
Purpose of contract	General
Contract start date	01/04/2011
Contract end date	

18/19 Contracted general activity (UDA)	4,000
Carry forward general activity (UDA)	0
18/19 Contracted orthodontic activity (UOA)	0
Carry forward orthodontic activity (UOA)	0
Baseline contract value	£83,950.49

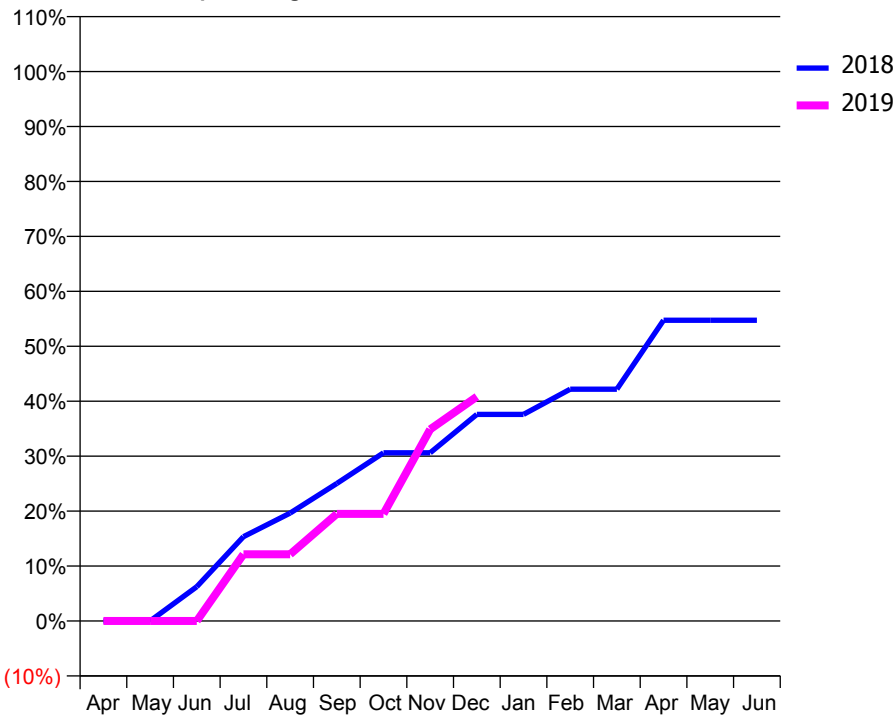
ACCESS*

Patients seen in 24 months	Total	Change since previous quarter
Quarter ending December 2017	2,058	
Quarter ending March 2018	1,877	↓
Quarter ending June 2018	1,689	↓
Quarter ending September 2018	1,530	↓
Quarter ending December 2018	1,361	↓
Variance since December 2017	(33.9%)	↓



ACTIVITY

Cumulative percentage of contracted UDA delivered 2018 & 2019



Month	Adjusted Scheduled Activity (UDA)	
	2018	2019
April	0	0
May	0	0
June	437	0
July	1,075	486
August	1,375	486
September	1,752	780
October	2,143	780
November	2,143	1,396
December	2,632	1,633
January	2,632	
February	2,952	
March	2,952	
April	3,831	
May	3,831	
June	3,831	

QUALITY

	Quantity	Base Number	Contract	AT	Region	England
% of FP17s for the same patient ID Re-attending within 3 months - Children	8	288	2.8%	9.6%	11.3%	11.8%
% of FP17s for the same patient ID Re-attending within 3 months - Adults	67	832	8.1%	13.9%	15.3%	15.6%
% of FP17s for the same patient ID Re-attending between 3 & 9 months - Children	201	288	69.8%	61.7%	61.1%	58.8%
% of FP17s for the same patient ID Re-attending between 3 & 9 months - Adults	424	832	51.0%	53.0%	52.4%	51.0%
% of FP17s for Band 1 Urgent Courses	34	625	5.4%	9.8%	9.5%	9.0%
% of FP17s Relating to Free Repair or Replacements	0	625	0.0%	0.6%	0.7%	0.8%
% of FP17s Relating to Continuations	15	625	2.4%	0.9%	0.8%	0.9%
% of Patients satisfied with the dentistry they have received	0	0	N/A	93.0%	93.1%	93.2%
% of Patients satisfied with the time they had to wait for an appointment	0	0	N/A	88.0%	87.8%	88.3%

* This is based on patients treated on this contract for their most recent course of treatment. Figures in italics indicate the base number of FP17s or Patient Questionnaire responses are less than 100. N/A is shown where the base number of responses is less than 10 during the period. % is calculated as Quantity/Base number*100

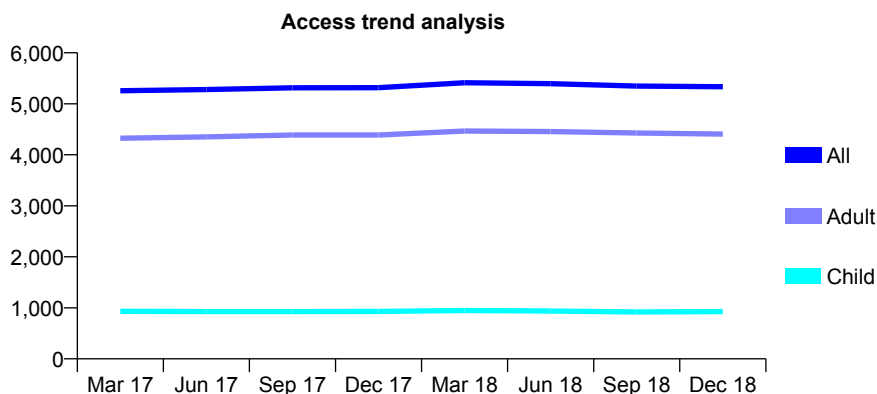
Q70 - Vital Signs At a Glance Contract Report for 194808/0001 - December 2018

Name or company name	Paul Bester and Forbes Watson Limited Lia
Contract type name	GDS Contract
Purpose of contract	General
Contract start date	01/07/2013
Contract end date	

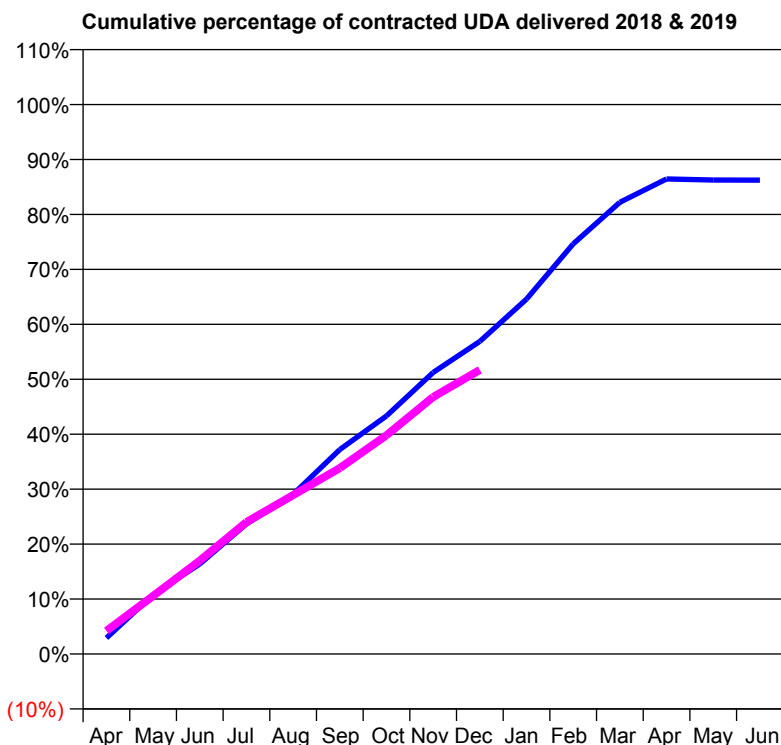
18/19 Contracted general activity (UDA)	19,000
Carry forward general activity (UDA)	0
18/19 Contracted orthodontic activity (UOA)	0
Carry forward orthodontic activity (UOA)	0
Baseline contract value	£499,026.88

ACCESS*

Patients seen in 24 months	Total	Change since previous quarter
Quarter ending December 2017	5,317	
Quarter ending March 2018	5,414	→
Quarter ending June 2018	5,394	→
Quarter ending September 2018	5,348	→
Quarter ending December 2018	5,334	→
Variance since December 2017	0.3%	→



ACTIVITY



Month	Adjusted Scheduled Activity (UDA)	
	2018	2019
April	554	802
May	2,047	2,006
June	3,116	3,231
July	4,497	4,565
August	5,522	5,495
September	7,071	6,431
October	8,231	7,565
November	9,734	8,886
December	10,809	9,824
January	12,271	
February	14,182	
March	15,620	
April	16,424	
May	16,388	
June	16,384	

QUALITY

	Quantity	Base Number	Contract	AT	Region	England
% of FP17s for the same patient ID Re-attending within 3 months - Children	163	1,133	14.4%	9.6%	11.3%	11.8%
% of FP17s for the same patient ID Re-attending within 3 months - Adults	633	4,612	13.7%	13.9%	15.3%	15.6%
% of FP17s for the same patient ID Re-attending between 3 & 9 months - Children	697	1,133	61.5%	61.7%	61.1%	58.8%
% of FP17s for the same patient ID Re-attending between 3 & 9 months - Adults	2,850	4,612	61.8%	53.0%	52.4%	51.0%
% of FP17s for Band 1 Urgent Courses	266	5,408	4.9%	9.8%	9.5%	9.0%
% of FP17s Relating to Free Repair or Replacements	30	5,408	0.6%	0.6%	0.7%	0.8%
% of FP17s Relating to Continuations	14	5,408	0.3%	0.9%	0.8%	0.9%
% of Patients satisfied with the dentistry they have received	0	0	N/A	93.0%	93.1%	93.2%
% of Patients satisfied with the time they had to wait for an appointment	0	0	N/A	88.0%	87.8%	88.3%

* This is based on patients treated on this contract for their most recent course of treatment. Figures in italics indicate the base number of FP17s or Patient Questionnaire responses are less than 100. N/A is shown where the base number of responses is less than 10 during the period. % is calculated as Quantity/Base number*100

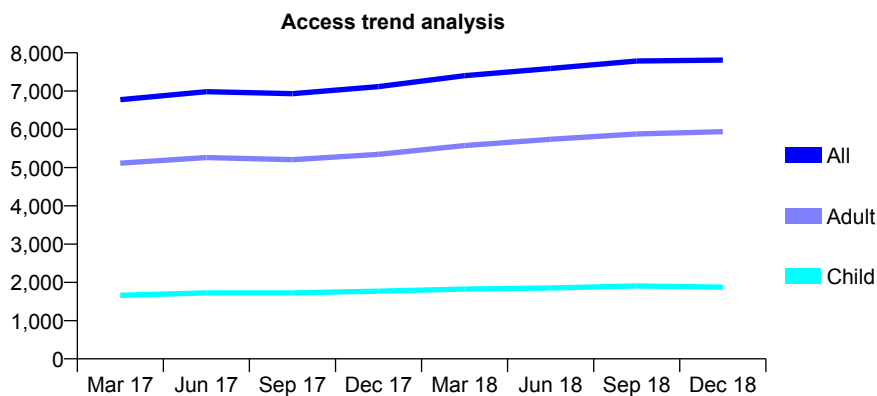
Q70 - Vital Signs At a Glance Contract Report for 195871/0001 - December 2018

Name or company name	Dental Group Ltd
Contract type name	GDS Contract
Purpose of contract	General
Contract start date	01/04/2012
Contract end date	

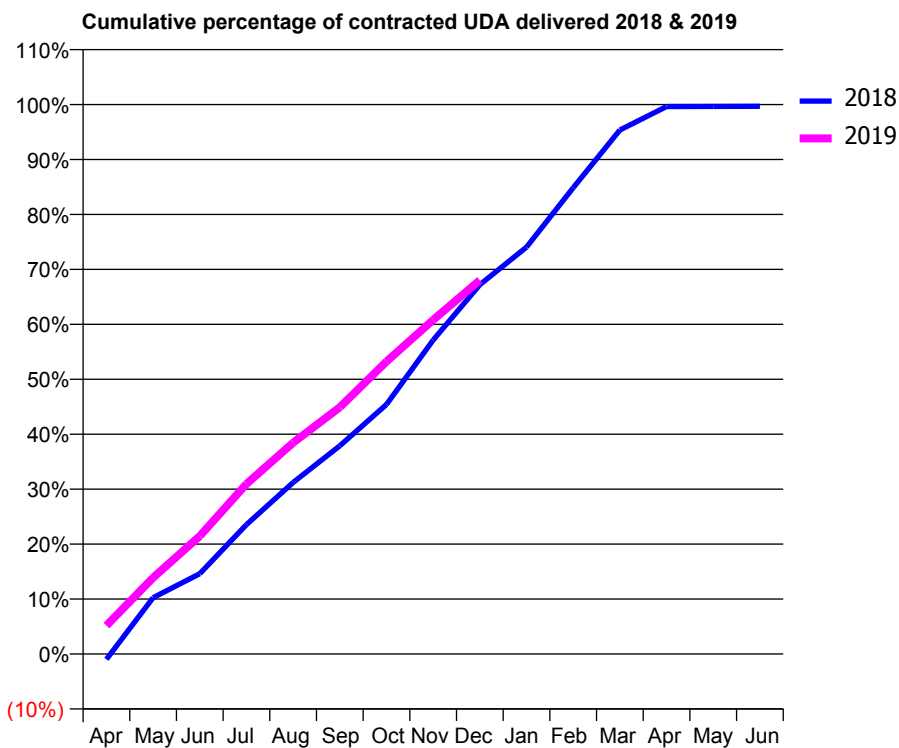
18/19 Contracted general activity (UDA)	19,090
Carry forward general activity (UDA)	62
18/19 Contracted orthodontic activity (UOA)	0
Carry forward orthodontic activity (UOA)	0
Baseline contract value	£548,372.25

ACCESS*

Patients seen in 24 months	Total	Change since previous quarter
Quarter ending December 2017	7,115	
Quarter ending March 2018	7,403	↑
Quarter ending June 2018	7,591	↑
Quarter ending September 2018	7,786	↑
Quarter ending December 2018	7,809	→
Variance since December 2017	9.8%	↑



ACTIVITY



Month	Adjusted Scheduled Activity (UDA)	
	2018	2019
April	-190	991
May	1,956	2,652
June	2,790	4,099
July	4,497	5,911
August	5,961	7,341
September	7,235	8,574
October	8,670	10,161
November	10,908	11,607
December	12,831	12,986
January	14,138	
February	16,197	
March	18,205	
April	19,021	
May	19,024	
June	19,028	

QUALITY

	Quantity	Base Number	Contract	AT	Region	England
% of FP17s for the same patient ID Re-attending within 3 months - Children	155	2,009	7.7%	9.6%	11.3%	11.8%
% of FP17s for the same patient ID Re-attending within 3 months - Adults	736	5,715	12.9%	13.9%	15.3%	15.6%
% of FP17s for the same patient ID Re-attending between 3 & 9 months - Children	1,200	2,009	59.7%	61.7%	61.1%	58.8%
% of FP17s for the same patient ID Re-attending between 3 & 9 months - Adults	2,903	5,715	50.8%	53.0%	52.4%	51.0%
% of FP17s for Band 1 Urgent Courses	679	6,757	10.0%	9.8%	9.5%	9.0%
% of FP17s Relating to Free Repair or Replacements	33	6,757	0.5%	0.6%	0.7%	0.8%
% of FP17s Relating to Continuations	65	6,757	1.0%	0.9%	0.8%	0.9%
% of Patients satisfied with the dentistry they have received	3	3	N/A	93.0%	93.1%	93.2%
% of Patients satisfied with the time they had to wait for an appointment	2	3	N/A	88.0%	87.8%	88.3%

* This is based on patients treated on this contract for their most recent course of treatment. Figures in italics indicate the base number of FP17s or Patient Questionnaire responses are less than 100. N/A is shown where the base number of responses is less than 10 during the period. % is calculated as Quantity/Base number*100

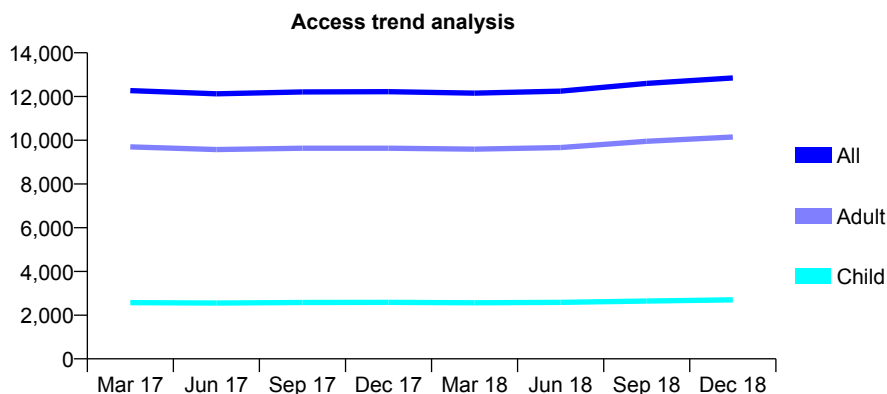
Q70 - Vital Signs At a Glance Contract Report for 195901/0001 - December 2018

Name or company name	Dr Anushika Brogan
Contract type name	GDS Contract
Purpose of contract	General
Contract start date	08/09/2007
Contract end date	

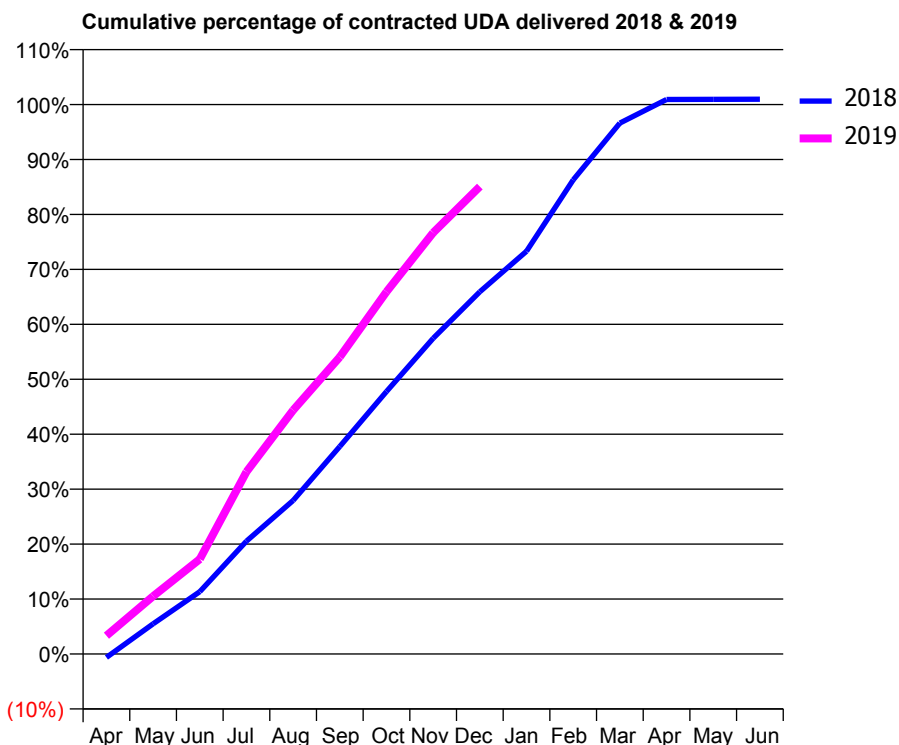
18/19 Contracted general activity (UDA)	29,887
Carry forward general activity (UDA)	0
18/19 Contracted orthodontic activity (UOA)	0
Carry forward orthodontic activity (UOA)	0
Baseline contract value	£832,870.71

ACCESS*

Patients seen in 24 months	Total	Change since previous quarter
Quarter ending December 2017	12,219	
Quarter ending March 2018	12,156	→
Quarter ending June 2018	12,249	→
Quarter ending September 2018	12,601	↑
Quarter ending December 2018	12,849	→
Variance since December 2017	5.2%	↑



ACTIVITY



Month	Adjusted Scheduled Activity (UDA)	
	2018	2019
April	-189	994
May	1,642	3,146
June	3,390	5,162
July	6,138	9,910
August	8,348	13,262
September	11,292	16,155
October	14,275	19,701
November	17,173	22,916
December	19,704	25,422
January	21,910	
February	25,787	
March	28,879	
April	30,160	
May	30,171	
June	30,173	

QUALITY

	Quantity	Base Number	Contract	AT	Region	England
% of FP17s for the same patient ID Re-attending within 3 months - Children	146	3,058	4.8%	9.6%	11.3%	11.8%
% of FP17s for the same patient ID Re-attending within 3 months - Adults	1,171	9,739	12.0%	13.9%	15.3%	15.6%
% of FP17s for the same patient ID Re-attending between 3 & 9 months - Children	1,894	3,058	61.9%	61.7%	61.1%	58.8%
% of FP17s for the same patient ID Re-attending between 3 & 9 months - Adults	4,510	9,739	46.3%	53.0%	52.4%	51.0%
% of FP17s for Band 1 Urgent Courses	1,299	12,304	10.6%	9.8%	9.5%	9.0%
% of FP17s Relating to Free Repair or Replacements	56	12,304	0.5%	0.6%	0.7%	0.8%
% of FP17s Relating to Continuations	31	12,304	0.3%	0.9%	0.8%	0.9%
% of Patients satisfied with the dentistry they have received	6	6	N/A	93.0%	93.1%	93.2%
% of Patients satisfied with the time they had to wait for an appointment	6	6	N/A	88.0%	87.8%	88.3%

* This is based on patients treated on this contract for their most recent course of treatment. Figures in italics indicate the base number of FP17s or Patient Questionnaire responses are less than 100. N/A is shown where the base number of responses is less than 10 during the period. % is calculated as Quantity/Base number*100

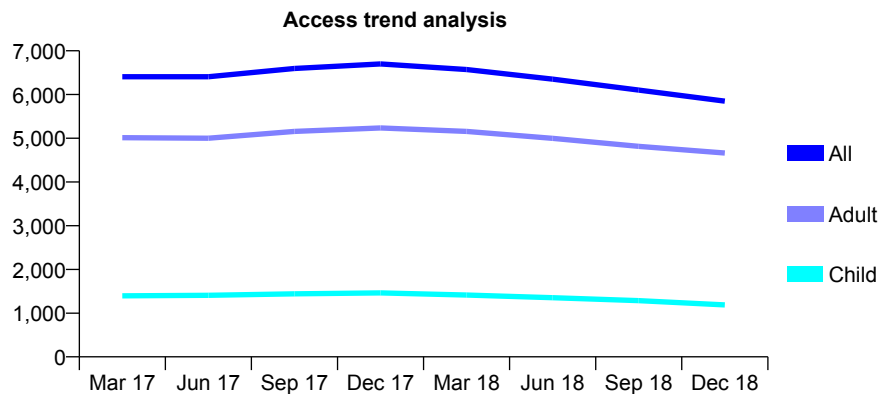
Q70 - Vital Signs At a Glance Contract Report for 196398/0001 - December 2018

Name or company name	S Cowley, R Ingham and J Angelo
Contract type name	GDS Contract
Purpose of contract	General
Contract start date	01/12/2010
Contract end date	

18/19 Contracted general activity (UDA)	21,600
Carry forward general activity (UDA)	0
18/19 Contracted orthodontic activity (UOA)	0
Carry forward orthodontic activity (UOA)	0
Baseline contract value	£656,651.41

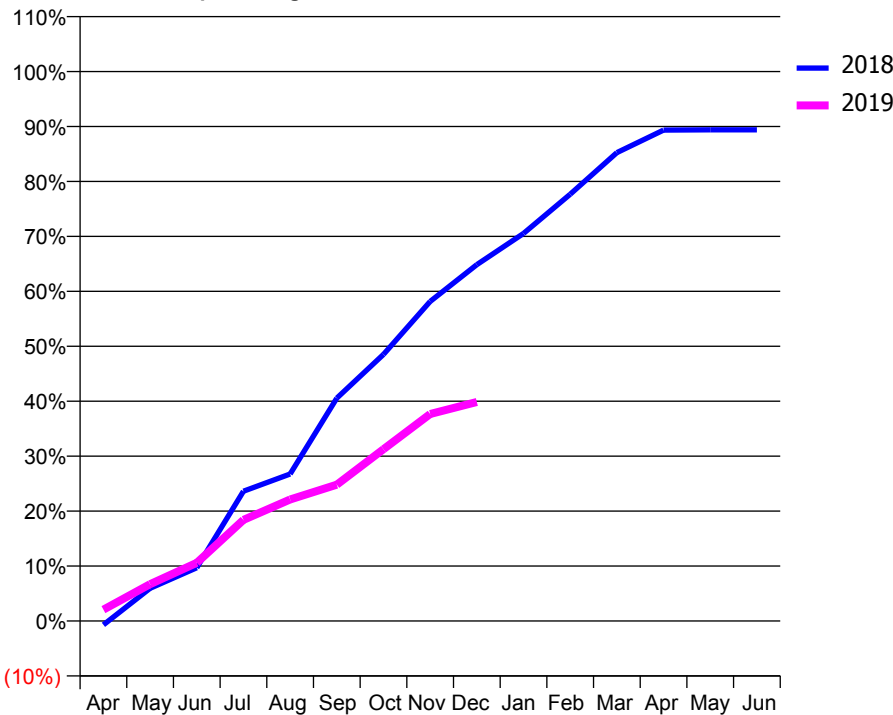
ACCESS*

Patients seen in 24 months	Total	Change since previous quarter
Quarter ending December 2017	6,699	
Quarter ending March 2018	6,570	↓
Quarter ending June 2018	6,351	↓
Quarter ending September 2018	6,102	↓
Quarter ending December 2018	5,849	↓
Variance since December 2017	(12.7%)	↓



ACTIVITY

Cumulative percentage of contracted UDA delivered 2018 & 2019



Month	Adjusted Scheduled Activity (UDA)	
	2018	2019
April	-141	450
May	1,166	1,450
June	1,902	2,286
July	4,631	3,977
August	5,243	4,779
September	7,949	5,362
October	9,509	6,754
November	11,399	8,138
December	12,709	8,611
January	13,824	
February	15,224	
March	16,708	
April	17,510	
May	17,522	
June	17,522	

QUALITY

	Quantity	Base Number	Contract	AT	Region	England
% of FP17s for the same patient ID Re-attending within 3 months - Children	52	856	6.1%	9.6%	11.3%	11.8%
% of FP17s for the same patient ID Re-attending within 3 months - Adults	634	3,905	16.2%	13.9%	15.3%	15.6%
% of FP17s for the same patient ID Re-attending between 3 & 9 months - Children	486	856	56.8%	61.7%	61.1%	58.8%
% of FP17s for the same patient ID Re-attending between 3 & 9 months - Adults	2,057	3,905	52.7%	53.0%	52.4%	51.0%
% of FP17s for Band 1 Urgent Courses	702	4,434	15.8%	9.8%	9.5%	9.0%
% of FP17s Relating to Free Repair or Replacements	34	4,434	0.8%	0.6%	0.7%	0.8%
% of FP17s Relating to Continuations	142	4,434	3.2%	0.9%	0.8%	0.9%
% of Patients satisfied with the dentistry they have received	2	2	N/A	93.0%	93.1%	93.2%
% of Patients satisfied with the time they had to wait for an appointment	2	2	N/A	88.0%	87.8%	88.3%

* This is based on patients treated on this contract for their most recent course of treatment. Figures in italics indicate the base number of FP17s or Patient Questionnaire responses are less than 100. N/A is shown where the base number of responses is less than 10 during the period. % is calculated as Quantity/Base number*100

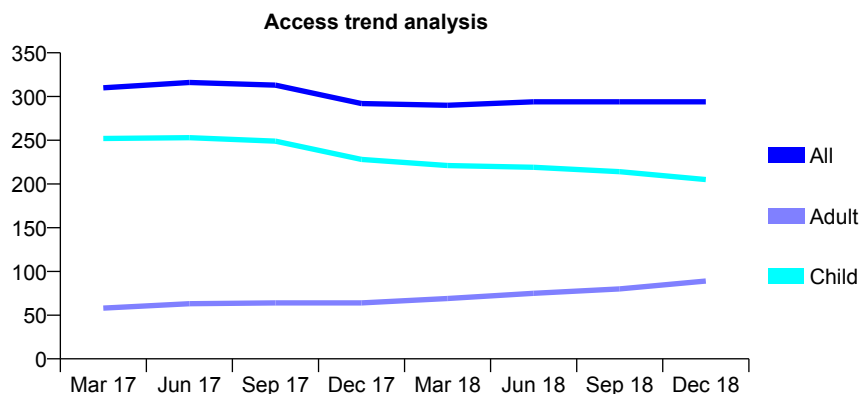
Q70 - Vital Signs At a Glance Contract Report for 197556/0001 - December 2018

Name or company name	M Sehat
Contract type name	GDS Contract
Purpose of contract	General
Contract start date	15/09/2010
Contract end date	

18/19 Contracted general activity (UDA)	480
Carry forward general activity (UDA)	0
18/19 Contracted orthodontic activity (UOA)	0
Carry forward orthodontic activity (UOA)	0
Baseline contract value	£12,504.51

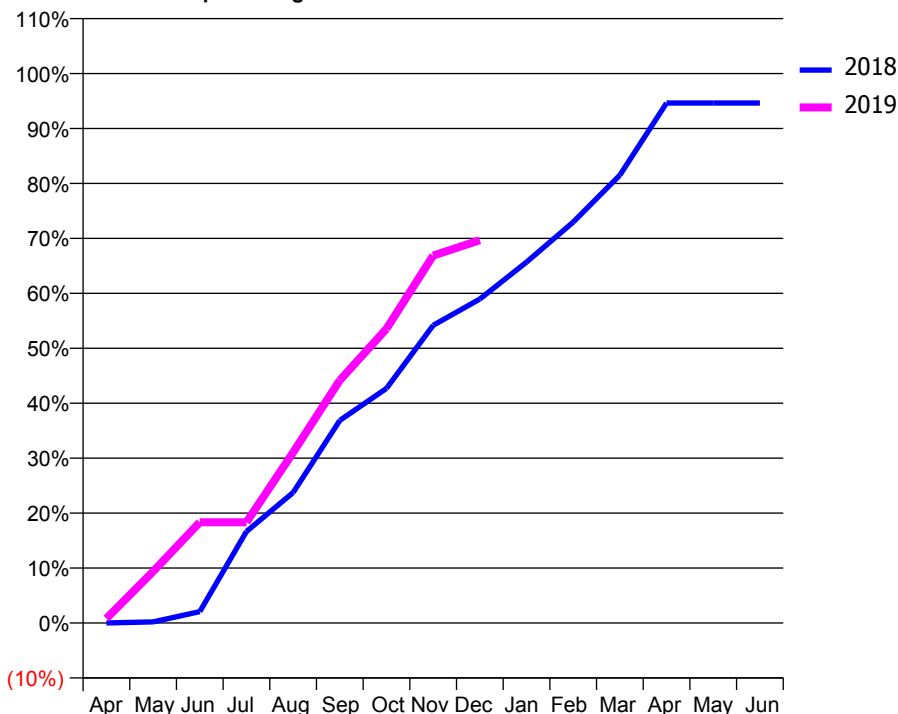
ACCESS*

Patients seen in 24 months	Total	Change since previous quarter
Quarter ending December 2017	292	
Quarter ending March 2018	290	→
Quarter ending June 2018	294	→
Quarter ending September 2018	294	→
Quarter ending December 2018	294	→
Variance since December 2017	0.7%	→



ACTIVITY

Cumulative percentage of contracted UDA delivered 2018 & 2019



Month	Adjusted Scheduled Activity (UDA)	
	2018	2019
April	0	4
May	1	45
June	10	88
July	80	88
August	114	149
September	177	212
October	205	257
November	260	321
December	283	334
January	315	
February	350	
March	391	
April	454	
May	454	
June	454	

QUALITY

	Quantity	Base Number	Contract	AT	Region	England
% of FP17s for the same patient ID Re-attending within 3 months - Children	5	237	2.1%	9.6%	11.3%	11.8%
% of FP17s for the same patient ID Re-attending within 3 months - Adults	2	53	3.8%	13.9%	15.3%	15.6%
% of FP17s for the same patient ID Re-attending between 3 & 9 months - Children	153	237	64.6%	61.7%	61.1%	58.8%
% of FP17s for the same patient ID Re-attending between 3 & 9 months - Adults	17	53	32.1%	53.0%	52.4%	51.0%
% of FP17s for Band 1 Urgent Courses	2	256	0.8%	9.8%	9.5%	9.0%
% of FP17s Relating to Free Repair or Replacements	0	256	0.0%	0.6%	0.7%	0.8%
% of FP17s Relating to Continuations	0	256	0.0%	0.9%	0.8%	0.9%
% of Patients satisfied with the dentistry they have received	0	0	N/A	93.0%	93.1%	93.2%
% of Patients satisfied with the time they had to wait for an appointment	0	0	N/A	88.0%	87.8%	88.3%

* This is based on patients treated on this contract for their most recent course of treatment. Figures in italics indicate the base number of FP17s or Patient Questionnaire responses are less than 100. N/A is shown where the base number of responses is less than 10 during the period. % is calculated as Quantity/Base number*100

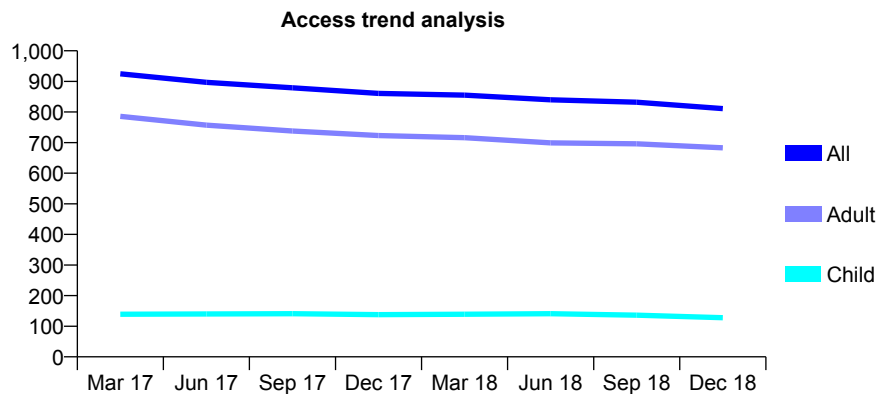
Q70 - Vital Signs At a Glance Contract Report for 198528/0001 - December 2018

Name or company name	Littlemoor Dental Surgery
Contract type name	GDS Contract
Purpose of contract	General
Contract start date	02/01/2015
Contract end date	

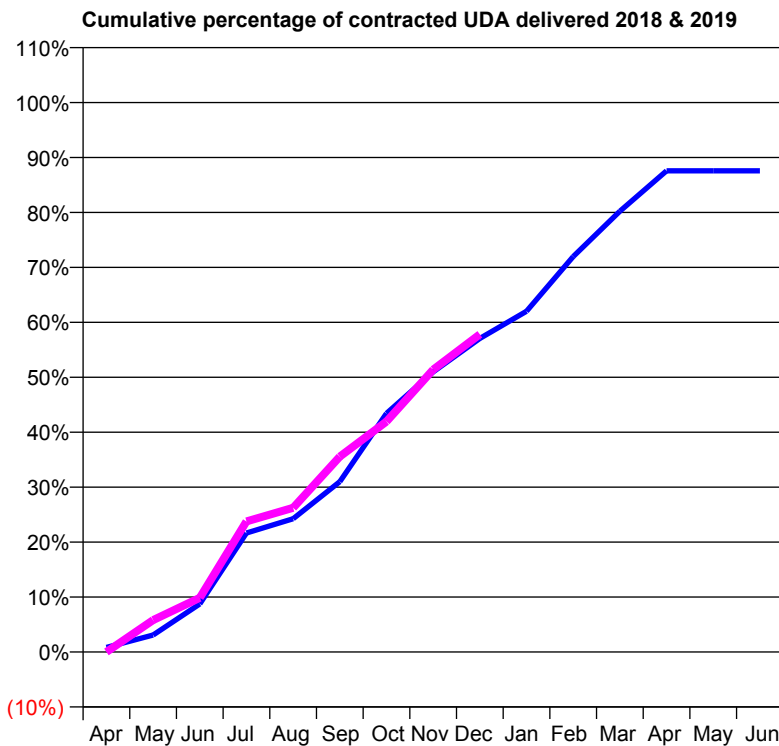
18/19 Contracted general activity (UDA)	4,717
Carry forward general activity (UDA)	0
18/19 Contracted orthodontic activity (UOA)	0
Carry forward orthodontic activity (UOA)	0
Baseline contract value	£115,697.36

ACCESS*

Patients seen in 24 months	Total	Change since previous quarter
Quarter ending December 2017	861	
Quarter ending March 2018	855	→
Quarter ending June 2018	840	↓
Quarter ending September 2018	832	→
Quarter ending December 2018	811	↓
Variance since December 2017	(5.8%)	↓



ACTIVITY



Month	Adjusted Scheduled Activity (UDA)	
	2018	2019
April	39	0
May	145	274
June	412	465
July	1,021	1,121
August	1,144	1,238
September	1,463	1,678
October	2,049	1,979
November	2,404	2,424
December	2,692	2,728
January	2,925	
February	3,394	
March	3,784	
April	4,131	
May	4,131	
June	4,131	

QUALITY

	Quantity	Base Number	Contract	AT	Region	England
% of FP17s for the same patient ID Re-attending within 3 months - Children	12	118	10.2%	9.6%	11.3%	11.8%
% of FP17s for the same patient ID Re-attending within 3 months - Adults	205	830	24.7%	13.9%	15.3%	15.6%
% of FP17s for the same patient ID Re-attending between 3 & 9 months - Children	69	118	58.5%	61.7%	61.1%	58.8%
% of FP17s for the same patient ID Re-attending between 3 & 9 months - Adults	426	830	51.3%	53.0%	52.4%	51.0%
% of FP17s for Band 1 Urgent Courses	63	873	7.2%	9.8%	9.5%	9.0%
% of FP17s Relating to Free Repair or Replacements	20	873	2.3%	0.6%	0.7%	0.8%
% of FP17s Relating to Continuations	29	873	3.3%	0.9%	0.8%	0.9%
% of Patients satisfied with the dentistry they have received	1	1	N/A	93.0%	93.1%	93.2%
% of Patients satisfied with the time they had to wait for an appointment	1	1	N/A	88.0%	87.8%	88.3%

* This is based on patients treated on this contract for their most recent course of treatment. Figures in italics indicate the base number of FP17s or Patient Questionnaire responses are less than 100. N/A is shown where the base number of responses is less than 10 during the period. % is calculated as Quantity/Base number*100

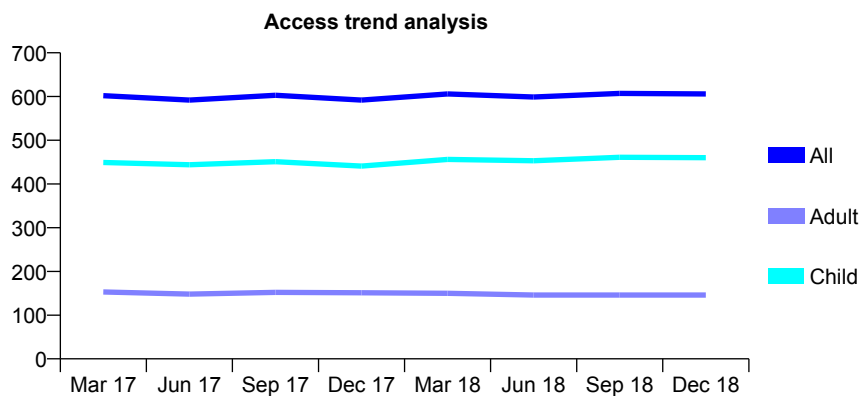
Q70 - Vital Signs At a Glance Contract Report for 198714/0001 - December 2018

Name or company name	Dr Uzma Rashid Ahmed
Contract type name	GDS Contract
Purpose of contract	General
Contract start date	01/05/2014
Contract end date	

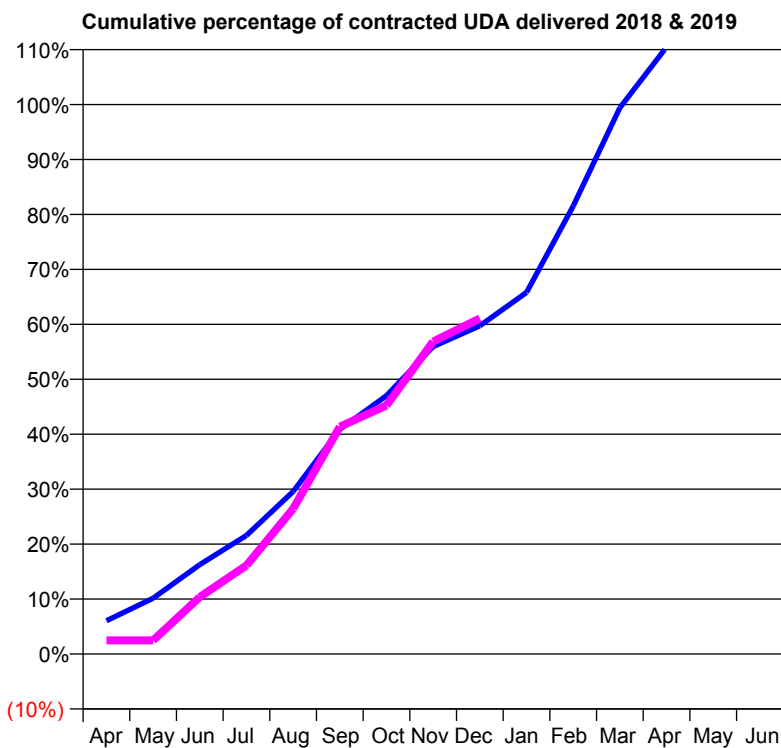
18/19 Contracted general activity (UDA)	1,462
Carry forward general activity (UDA)	0
18/19 Contracted orthodontic activity (UOA)	0
Carry forward orthodontic activity (UOA)	0
Baseline contract value	£37,974.07

ACCESS*

Patients seen in 24 months	Total	Change since previous quarter
Quarter ending December 2017	592	
Quarter ending March 2018	606	↑
Quarter ending June 2018	599	↓
Quarter ending September 2018	607	→
Quarter ending December 2018	606	→
Variance since December 2017	2.4%	↑



ACTIVITY



Adjusted Scheduled Activity (UDA)		
Month	2018	2019
April	89	36
May	148	36
June	238	152
July	316	236
August	432	386
September	598	605
October	687	662
November	818	832
December	873	893
January	962	
February	1,192	
March	1,453	
April	1,615	
May	1,615	
June	1,615	

QUALITY

	Quantity	Base Number	Contract	AT	Region	England
% of FP17s for the same patient ID Re-attending within 3 months - Children	37	545	6.8%	9.6%	11.3%	11.8%
% of FP17s for the same patient ID Re-attending within 3 months - Adults	25	98	25.5%	13.9%	15.3%	15.6%
% of FP17s for the same patient ID Re-attending between 3 & 9 months - Children	392	545	71.9%	61.7%	61.1%	58.8%
% of FP17s for the same patient ID Re-attending between 3 & 9 months - Adults	58	98	59.2%	53.0%	52.4%	51.0%
% of FP17s for Band 1 Urgent Courses	14	585	2.4%	9.8%	9.5%	9.0%
% of FP17s Relating to Free Repair or Replacements	0	585	0.0%	0.6%	0.7%	0.8%
% of FP17s Relating to Continuations	15	585	2.6%	0.9%	0.8%	0.9%
% of Patients satisfied with the dentistry they have received	2	2	N/A	93.0%	93.1%	93.2%
% of Patients satisfied with the time they had to wait for an appointment	2	2	N/A	88.0%	87.8%	88.3%

* This is based on patients treated on this contract for their most recent course of treatment. Figures in italics indicate the base number of FP17s or Patient Questionnaire responses are less than 100. N/A is shown where the base number of responses is less than 10 during the period. % is calculated as Quantity/Base number*100

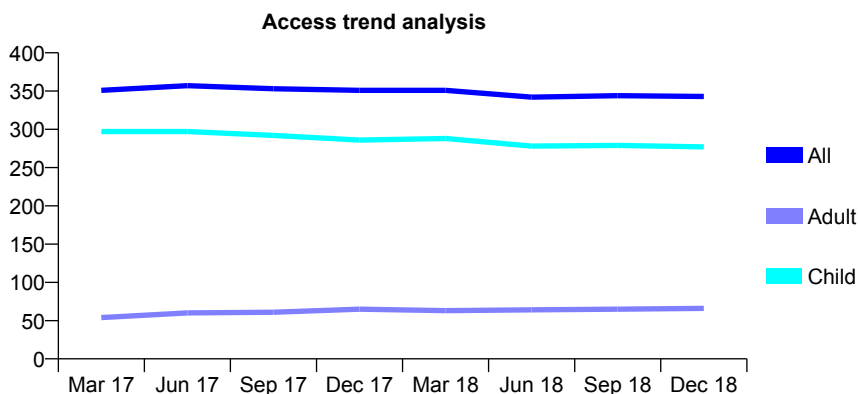
Q70 - Vital Signs At a Glance Contract Report for 198870/0001 - December 2018

Name or company name	Brown Henning Partnership
Contract type name	GDS Contract
Purpose of contract	General
Contract start date	01/01/2014
Contract end date	

18/19 Contracted general activity (UDA)	800
Carry forward general activity (UDA)	0
18/19 Contracted orthodontic activity (UOA)	0
Carry forward orthodontic activity (UOA)	0
Baseline contract value	£20,858.39

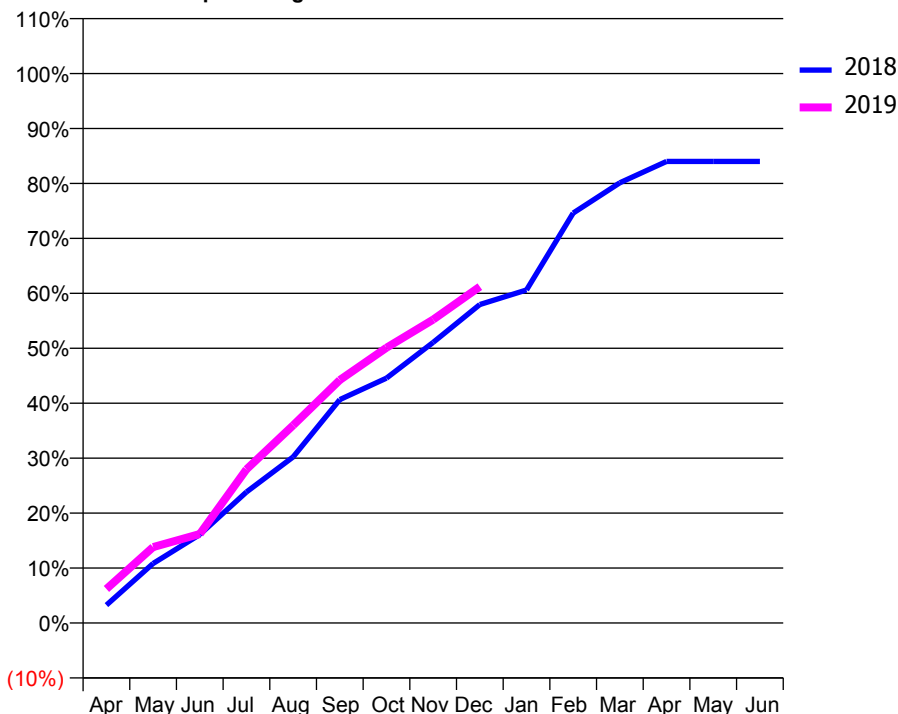
ACCESS*

Patients seen in 24 months	Total	Change since previous quarter
Quarter ending December 2017	351	
Quarter ending March 2018	351	→
Quarter ending June 2018	342	↓
Quarter ending September 2018	344	→
Quarter ending December 2018	343	→
Variance since December 2017	(2.3%)	↓



ACTIVITY

Cumulative percentage of contracted UDA delivered 2018 & 2019



Month	Adjusted Scheduled Activity (UDA)	
	2018	2019
April	26	50
May	87	111
June	129	130
July	191	224
August	242	288
September	325	354
October	357	401
November	409	442
December	464	490
January	485	
February	597	
March	641	
April	672	
May	672	
June	672	

QUALITY

	Quantity	Base Number	Contract	AT	Region	England
% of FP17s for the same patient ID Re-attending within 3 months - Children	10	366	2.7%	9.6%	11.3%	11.8%
% of FP17s for the same patient ID Re-attending within 3 months - Adults	0	39	0.0%	13.9%	15.3%	15.6%
% of FP17s for the same patient ID Re-attending between 3 & 9 months - Children	286	366	78.1%	61.7%	61.1%	58.8%
% of FP17s for the same patient ID Re-attending between 3 & 9 months - Adults	23	39	59.0%	53.0%	52.4%	51.0%
% of FP17s for Band 1 Urgent Courses	4	379	1.1%	9.8%	9.5%	9.0%
% of FP17s Relating to Free Repair or Replacements	0	379	0.0%	0.6%	0.7%	0.8%
% of FP17s Relating to Continuations	0	379	0.0%	0.9%	0.8%	0.9%
% of Patients satisfied with the dentistry they have received	0	0	N/A	93.0%	93.1%	93.2%
% of Patients satisfied with the time they had to wait for an appointment	0	0	N/A	88.0%	87.8%	88.3%

* This is based on patients treated on this contract for their most recent course of treatment. Figures in italics indicate the base number of FP17s or Patient Questionnaire responses are less than 100. N/A is shown where the base number of responses is less than 10 during the period. % is calculated as Quantity/Base number*100

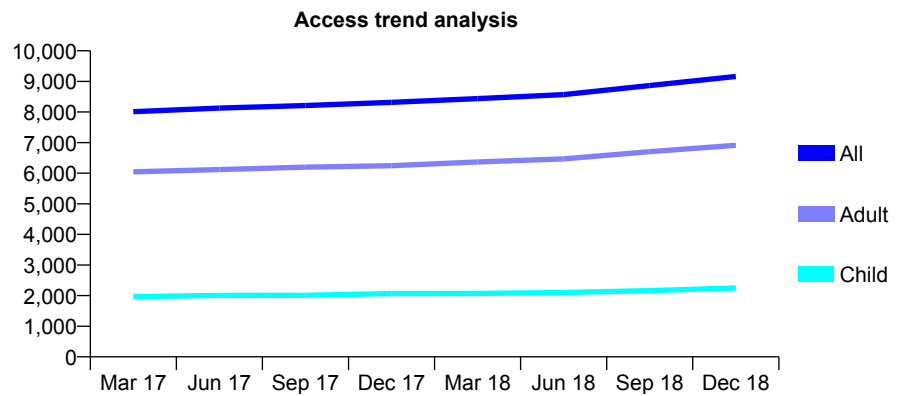
Q70 - Vital Signs At a Glance Contract Report for 199230/0001 - December 2018

Name or company name	Olivers Battery Dental Surgery
Contract type name	GDS Contract
Purpose of contract	General
Contract start date	01/04/2013
Contract end date	

18/19 Contracted general activity (UDA)	22,752
Carry forward general activity (UDA)	0
18/19 Contracted orthodontic activity (UOA)	0
Carry forward orthodontic activity (UOA)	0
Baseline contract value	£789,432.84

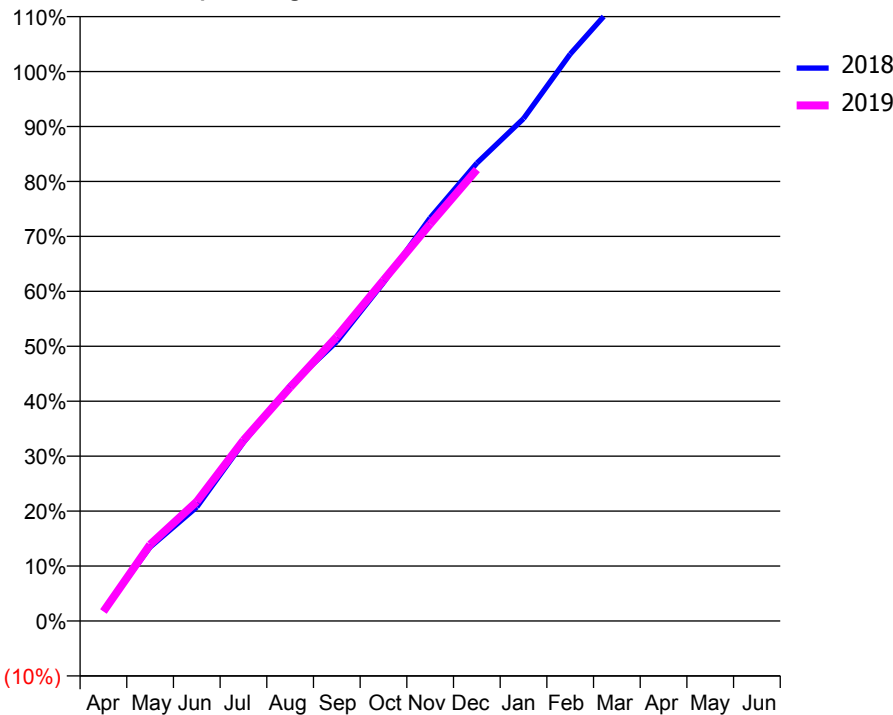
ACCESS*

Patients seen in 24 months	Total	Change since previous quarter
Quarter ending December 2017	8,316	
Quarter ending March 2018	8,440	→
Quarter ending June 2018	8,569	→
Quarter ending September 2018	8,867	↑
Quarter ending December 2018	9,163	↑
Variance since December 2017	10.2%	↑



ACTIVITY

Cumulative percentage of contracted UDA delivered 2018 & 2019



Month	Adjusted Scheduled Activity (UDA)	
	2018	2019
April	422	395
May	3,062	3,167
June	4,717	4,944
July	7,396	7,484
August	9,743	9,678
September	11,572	11,776
October	14,010	14,108
November	16,692	16,441
December	18,956	18,690
January	20,801	
February	23,472	
March	25,641	
April	26,647	
May	26,649	
June	26,649	

QUALITY

	Quantity	Base Number	Contract	AT	Region	England
% of FP17s for the same patient ID Re-attending within 3 months - Children	145	2,813	5.2%	9.6%	11.3%	11.8%
% of FP17s for the same patient ID Re-attending within 3 months - Adults	1,050	7,283	14.4%	13.9%	15.3%	15.6%
% of FP17s for the same patient ID Re-attending between 3 & 9 months - Children	1,960	2,813	69.7%	61.7%	61.1%	58.8%
% of FP17s for the same patient ID Re-attending between 3 & 9 months - Adults	3,321	7,283	45.6%	53.0%	52.4%	51.0%
% of FP17s for Band 1 Urgent Courses	943	9,655	9.8%	9.8%	9.5%	9.0%
% of FP17s Relating to Free Repair or Replacements	32	9,655	0.3%	0.6%	0.7%	0.8%
% of FP17s Relating to Continuations	39	9,655	0.4%	0.9%	0.8%	0.9%
% of Patients satisfied with the dentistry they have received	3	3	N/A	93.0%	93.1%	93.2%
% of Patients satisfied with the time they had to wait for an appointment	3	3	N/A	88.0%	87.8%	88.3%

* This is based on patients treated on this contract for their most recent course of treatment. Figures in italics indicate the base number of FP17s or Patient Questionnaire responses are less than 100. N/A is shown where the base number of responses is less than 10 during the period. % is calculated as Quantity/Base number*100

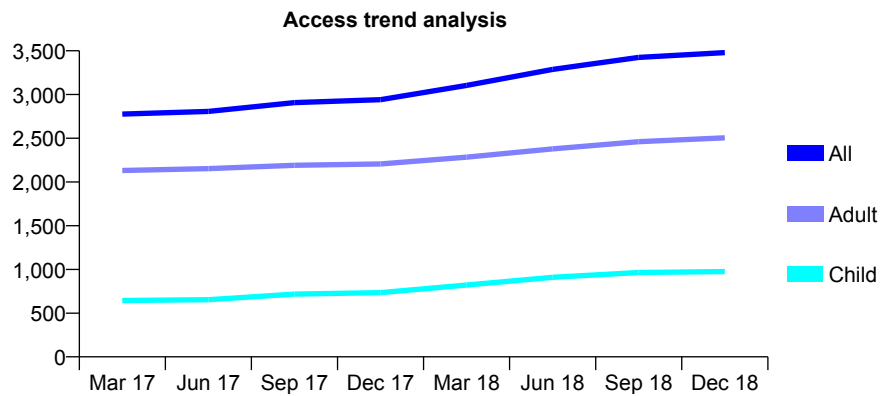
Q70 - Vital Signs At a Glance Contract Report for 199338/0001 - December 2018

Name or company name	The Partnership of Spring Road Dental
Contract type name	GDS Contract
Purpose of contract	General
Contract start date	01/07/2012
Contract end date	

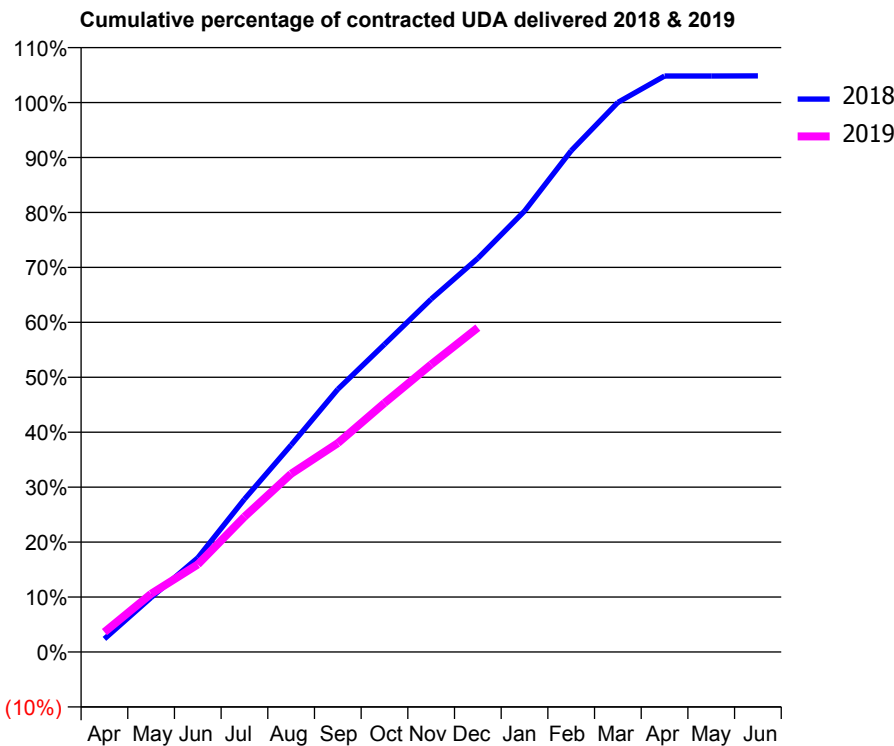
18/19 Contracted general activity (UDA)	13,400
Carry forward general activity (UDA)	0
18/19 Contracted orthodontic activity (UOA)	0
Carry forward orthodontic activity (UOA)	0
Baseline contract value	£304,578.76

ACCESS*

Patients seen in 24 months	Total	Change since previous quarter
Quarter ending December 2017	2,941	
Quarter ending March 2018	3,105	↑
Quarter ending June 2018	3,288	↑
Quarter ending September 2018	3,424	↑
Quarter ending December 2018	3,480	→
Variance since December 2017	18.3%	↑



ACTIVITY



Month	Adjusted Scheduled Activity (UDA)	
	2018	2019
April	240	487
May	991	1,418
June	1,715	2,134
July	2,783	3,298
August	3,769	4,345
September	4,781	5,094
October	5,600	6,071
November	6,422	7,013
December	7,165	7,909
January	8,025	
February	9,124	
March	10,001	
April	10,483	
May	10,483	
June	10,484	

QUALITY

	Quantity	Base Number	Contract	AT	Region	England
% of FP17s for the same patient ID Re-attending within 3 months - Children	57	1,240	4.6%	9.6%	11.3%	11.8%
% of FP17s for the same patient ID Re-attending within 3 months - Adults	362	3,242	11.2%	13.9%	15.3%	15.6%
% of FP17s for the same patient ID Re-attending between 3 & 9 months - Children	868	1,240	70.0%	61.7%	61.1%	58.8%
% of FP17s for the same patient ID Re-attending between 3 & 9 months - Adults	2,265	3,242	69.9%	53.0%	52.4%	51.0%
% of FP17s for Band 1 Urgent Courses	191	4,251	4.5%	9.8%	9.5%	9.0%
% of FP17s Relating to Free Repair or Replacements	19	4,251	0.4%	0.6%	0.7%	0.8%
% of FP17s Relating to Continuations	45	4,251	1.1%	0.9%	0.8%	0.9%
% of Patients satisfied with the dentistry they have received	1	1	N/A	93.0%	93.1%	93.2%
% of Patients satisfied with the time they had to wait for an appointment	1	1	N/A	88.0%	87.8%	88.3%

* This is based on patients treated on this contract for their most recent course of treatment. Figures in italics indicate the base number of FP17s or Patient Questionnaire responses are less than 100. N/A is shown where the base number of responses is less than 10 during the period. % is calculated as Quantity/Base number*100

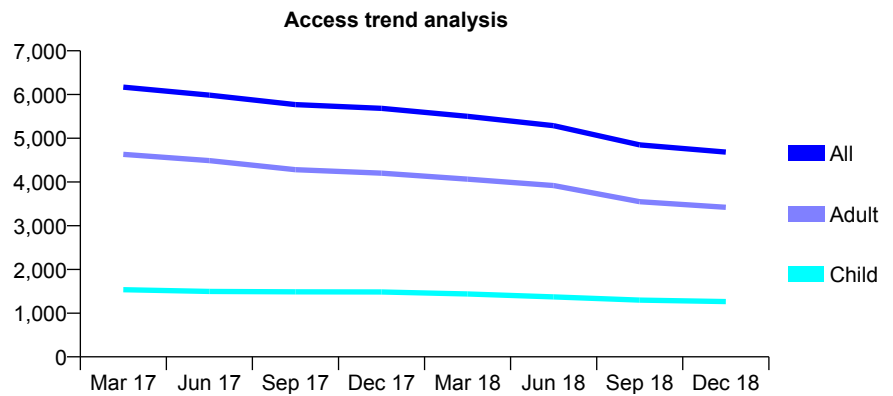
Q70 - Vital Signs At a Glance Contract Report for 199699/0001 - December 2018

Name or company name	Brighter Smile Dental Practice
Contract type name	GDS Contract
Purpose of contract	General
Contract start date	01/05/2010
Contract end date	

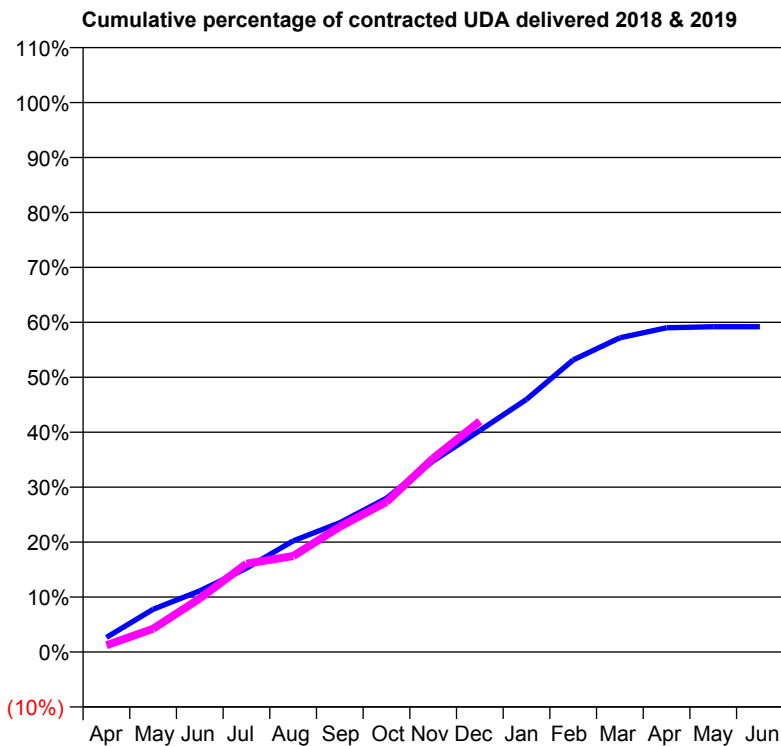
18/19 Contracted general activity (UDA)	17,855
Carry forward general activity (UDA)	0
18/19 Contracted orthodontic activity (UOA)	0
Carry forward orthodontic activity (UOA)	0
Baseline contract value	£429,421.10

ACCESS*

Patients seen in 24 months	Total	Change since previous quarter
Quarter ending December 2017	5,684	
Quarter ending March 2018	5,502	↓
Quarter ending June 2018	5,287	↓
Quarter ending September 2018	4,847	↓
Quarter ending December 2018	4,684	↓
Variance since December 2017	(17.6%)	↓



ACTIVITY



Adjusted Scheduled Activity (UDA)		
Month	2018	2019
April	473	217
May	1,389	754
June	1,986	1,741
July	2,725	2,868
August	3,613	3,116
September	4,201	4,069
October	5,000	4,876
November	6,205	6,294
December	7,200	7,498
January	8,210	
February	9,490	
March	10,211	
April	10,537	
May	10,571	
June	10,571	

QUALITY

	Quantity	Base Number	Contract	AT	Region	England
% of FP17s for the same patient ID Re-attending within 3 months - Children	63	1,011	6.2%	9.6%	11.3%	11.8%
% of FP17s for the same patient ID Re-attending within 3 months - Adults	276	2,541	10.9%	13.9%	15.3%	15.6%
% of FP17s for the same patient ID Re-attending between 3 & 9 months - Children	581	1,011	57.5%	61.7%	61.1%	58.8%
% of FP17s for the same patient ID Re-attending between 3 & 9 months - Adults	1,238	2,541	48.7%	53.0%	52.4%	51.0%
% of FP17s for Band 1 Urgent Courses	247	3,350	7.4%	9.8%	9.5%	9.0%
% of FP17s Relating to Free Repair or Replacements	6	3,350	0.2%	0.6%	0.7%	0.8%
% of FP17s Relating to Continuations	43	3,350	1.3%	0.9%	0.8%	0.9%
% of Patients satisfied with the dentistry they have received	3	4	N/A	93.0%	93.1%	93.2%
% of Patients satisfied with the time they had to wait for an appointment	3	4	N/A	88.0%	87.8%	88.3%

* This is based on patients treated on this contract for their most recent course of treatment. Figures in italics indicate the base number of FP17s or Patient Questionnaire responses are less than 100. N/A is shown where the base number of responses is less than 10 during the period. % is calculated as Quantity/Base number*100

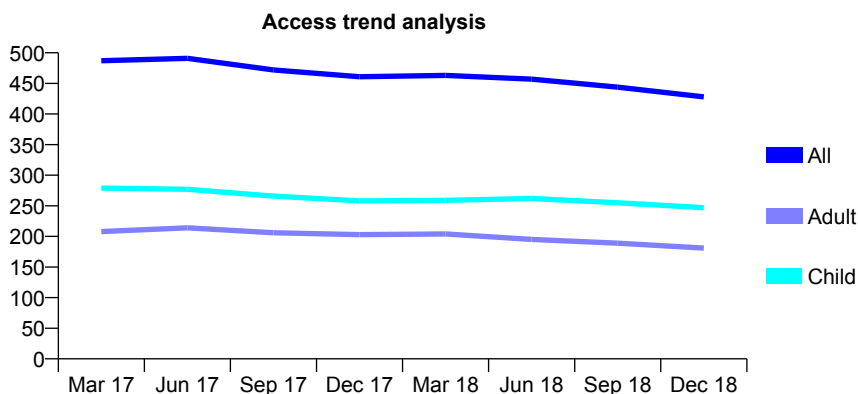
Q70 - Vital Signs At a Glance Contract Report for 199842/0001 - December 2018

Name or company name	Dr F Asghari
Contract type name	GDS Contract
Purpose of contract	General
Contract start date	17/01/2009
Contract end date	

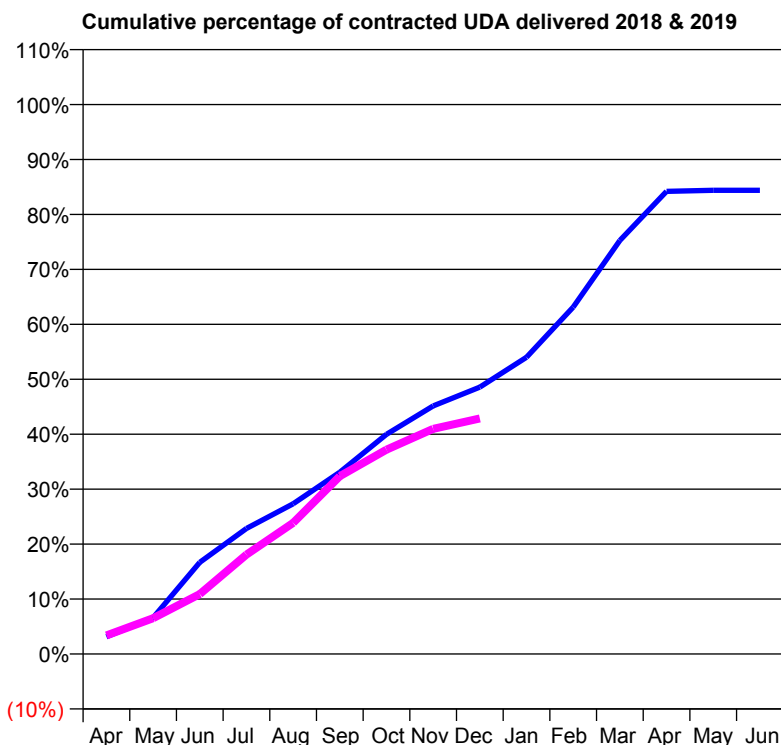
18/19 Contracted general activity (UDA)	1,533
Carry forward general activity (UDA)	0
18/19 Contracted orthodontic activity (UOA)	0
Carry forward orthodontic activity (UOA)	0
Baseline contract value	£33,746.98

ACCESS*

Patients seen in 24 months	Total	Change since previous quarter
Quarter ending December 2017	461	
Quarter ending March 2018	463	→
Quarter ending June 2018	457	↓
Quarter ending September 2018	444	↓
Quarter ending December 2018	428	↓
Variance since December 2017	(7.2%)	↓



ACTIVITY



Adjusted Scheduled Activity (UDA)		
Month	2018	2019
April	48	52
May	101	100
June	256	167
July	350	277
August	419	366
September	507	496
October	613	570
November	692	628
December	745	657
January	828	
February	968	
March	1,154	
April	1,291	
May	1,294	
June	1,294	

QUALITY

	Quantity	Base Number	Contract	AT	Region	England
% of FP17s for the same patient ID Re-attending within 3 months - Children	10	265	3.8%	9.6%	11.3%	11.8%
% of FP17s for the same patient ID Re-attending within 3 months - Adults	6	108	5.6%	13.9%	15.3%	15.6%
% of FP17s for the same patient ID Re-attending between 3 & 9 months - Children	187	265	70.6%	61.7%	61.1%	58.8%
% of FP17s for the same patient ID Re-attending between 3 & 9 months - Adults	59	108	54.6%	53.0%	52.4%	51.0%
% of FP17s for Band 1 Urgent Courses	11	344	3.2%	9.8%	9.5%	9.0%
% of FP17s Relating to Free Repair or Replacements	0	344	0.0%	0.6%	0.7%	0.8%
% of FP17s Relating to Continuations	0	344	0.0%	0.9%	0.8%	0.9%
% of Patients satisfied with the dentistry they have received	0	0	N/A	93.0%	93.1%	93.2%
% of Patients satisfied with the time they had to wait for an appointment	0	0	N/A	88.0%	87.8%	88.3%

* This is based on patients treated on this contract for their most recent course of treatment. Figures in italics indicate the base number of FP17s or Patient Questionnaire responses are less than 100. N/A is shown where the base number of responses is less than 10 during the period. % is calculated as Quantity/Base number*100

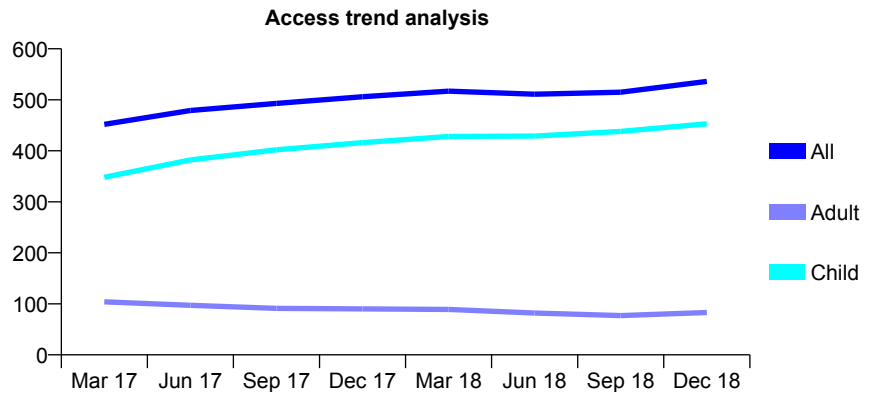
Q70 - Vital Signs At a Glance Contract Report for 210420/0001 - December 2018

Name or company name	Poundbury Dental Practice
Contract type name	GDS Contract
Purpose of contract	General
Contract start date	01/04/2006
Contract end date	

18/19 Contracted general activity (UDA)	952
Carry forward general activity (UDA)	0
18/19 Contracted orthodontic activity (UOA)	0
Carry forward orthodontic activity (UOA)	0
Baseline contract value	£22,911.53

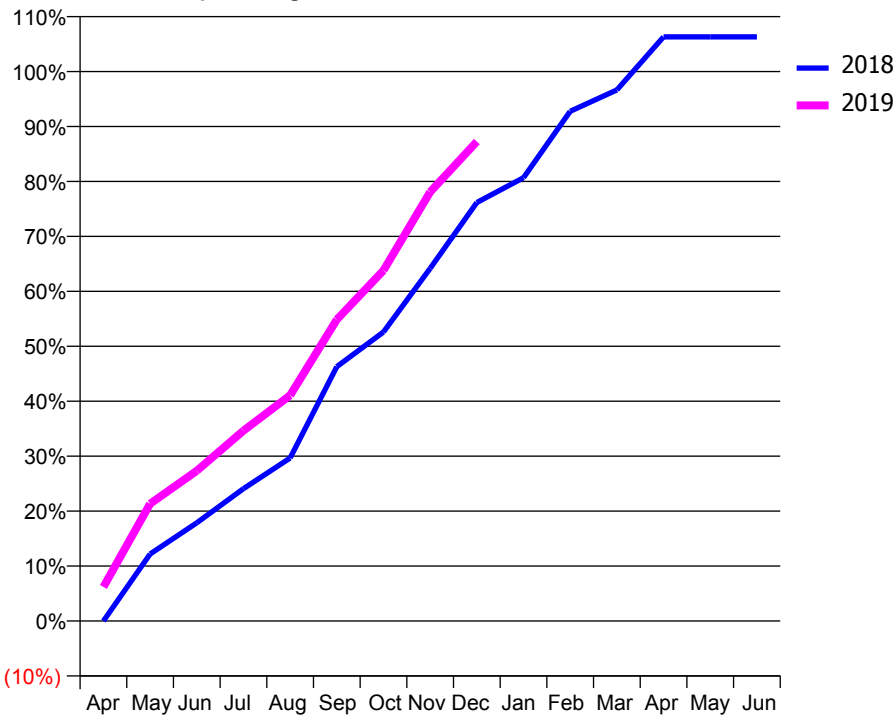
ACCESS*

Patients seen in 24 months	Total	Change since previous quarter
Quarter ending December 2017	506	
Quarter ending March 2018	517	↑
Quarter ending June 2018	511	↓
Quarter ending September 2018	515	→
Quarter ending December 2018	536	↑
Variance since December 2017	5.9%	↑



ACTIVITY

Cumulative percentage of contracted UDA delivered 2018 & 2019



Month	Adjusted Scheduled Activity (UDA)	
	2018	2019
April	0	59
May	116	203
June	170	260
July	229	330
August	282	391
September	441	522
October	501	607
November	611	743
December	725	831
January	768	
February	883	
March	920	
April	1,012	
May	1,012	
June	1,012	

QUALITY

	Quantity	Base Number	Contract	AT	Region	England
% of FP17s for the same patient ID Re-attending within 3 months - Children	35	677	5.2%	9.6%	11.3%	11.8%
% of FP17s for the same patient ID Re-attending within 3 months - Adults	3	39	7.7%	13.9%	15.3%	15.6%
% of FP17s for the same patient ID Re-attending between 3 & 9 months - Children	485	677	71.6%	61.7%	61.1%	58.8%
% of FP17s for the same patient ID Re-attending between 3 & 9 months - Adults	18	39	46.2%	53.0%	52.4%	51.0%
% of FP17s for Band 1 Urgent Courses	13	645	2.0%	9.8%	9.5%	9.0%
% of FP17s Relating to Free Repair or Replacements	0	645	0.0%	0.6%	0.7%	0.8%
% of FP17s Relating to Continuations	3	645	0.5%	0.9%	0.8%	0.9%
% of Patients satisfied with the dentistry they have received	0	0	N/A	93.0%	93.1%	93.2%
% of Patients satisfied with the time they had to wait for an appointment	0	0	N/A	88.0%	87.8%	88.3%

* This is based on patients treated on this contract for their most recent course of treatment. Figures in italics indicate the base number of FP17s or Patient Questionnaire responses are less than 100. N/A is shown where the base number of responses is less than 10 during the period. % is calculated as Quantity/Base number*100

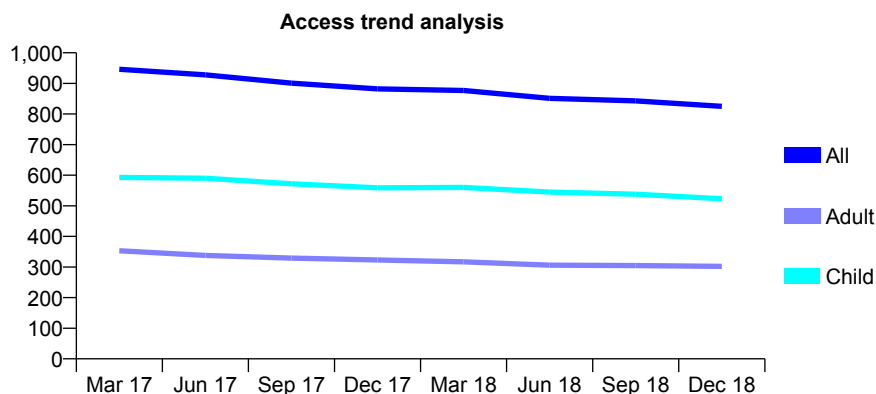
Q70 - Vital Signs At a Glance Contract Report for 213195/0001 - December 2018

Name or company name	The Beeches Dental Practice
Contract type name	GDS Contract
Purpose of contract	General
Contract start date	01/04/2006
Contract end date	

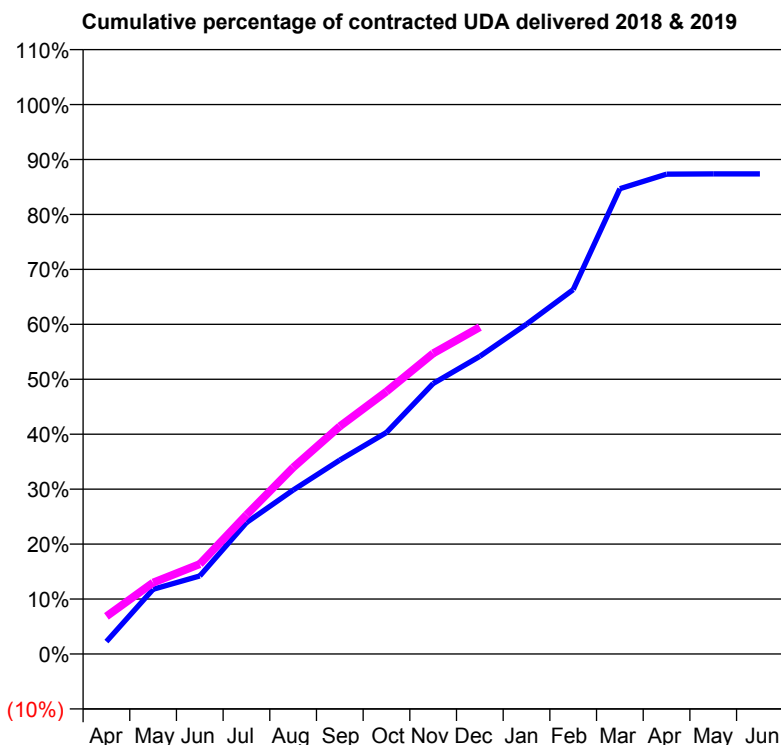
18/19 Contracted general activity (UDA)	1,913
Carry forward general activity (UDA)	0
18/19 Contracted orthodontic activity (UOA)	0
Carry forward orthodontic activity (UOA)	0
Baseline contract value	£42,751.89

ACCESS*

Patients seen in 24 months	Total	Change since previous quarter
Quarter ending December 2017	882	
Quarter ending March 2018	877	→
Quarter ending June 2018	851	↓
Quarter ending September 2018	843	→
Quarter ending December 2018	825	↓
Variance since December 2017	(6.5%)	↓



ACTIVITY



Adjusted Scheduled Activity (UDA)		
Month	2018	2019
April	43	131
May	226	249
June	272	313
July	457	485
August	571	649
September	675	793
October	771	914
November	942	1,046
December	1,036	1,138
January	1,148	
February	1,269	
March	1,620	
April	1,671	
May	1,672	
June	1,672	

QUALITY

	Quantity	Base Number	Contract	AT	Region	England
% of FP17s for the same patient ID Re-attending within 3 months - Children	33	667	4.9%	9.6%	11.3%	11.8%
% of FP17s for the same patient ID Re-attending within 3 months - Adults	24	245	9.8%	13.9%	15.3%	15.6%
% of FP17s for the same patient ID Re-attending between 3 & 9 months - Children	482	667	72.3%	61.7%	61.1%	58.8%
% of FP17s for the same patient ID Re-attending between 3 & 9 months - Adults	161	245	65.7%	53.0%	52.4%	51.0%
% of FP17s for Band 1 Urgent Courses	20	866	2.3%	9.8%	9.5%	9.0%
% of FP17s Relating to Free Repair or Replacements	0	866	0.0%	0.6%	0.7%	0.8%
% of FP17s Relating to Continuations	0	866	0.0%	0.9%	0.8%	0.9%
% of Patients satisfied with the dentistry they have received	0	0	N/A	93.0%	93.1%	93.2%
% of Patients satisfied with the time they had to wait for an appointment	0	0	N/A	88.0%	87.8%	88.3%

* This is based on patients treated on this contract for their most recent course of treatment. Figures in italics indicate the base number of FP17s or Patient Questionnaire responses are less than 100. N/A is shown where the base number of responses is less than 10 during the period. % is calculated as Quantity/Base number*100

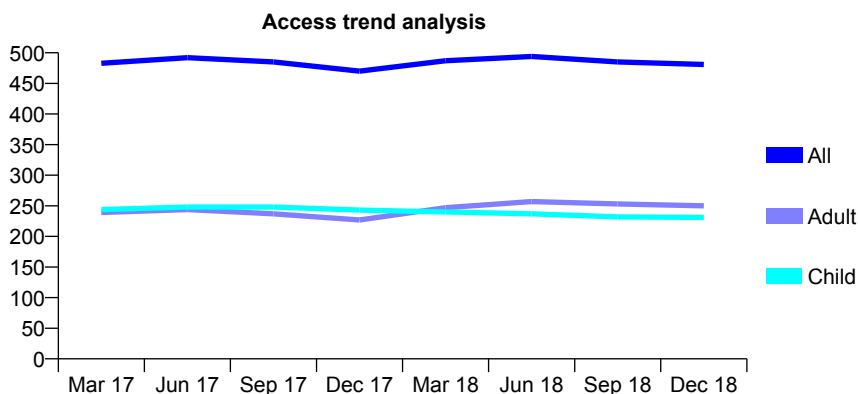
Q70 - Vital Signs At a Glance Contract Report for 215066/0001 - December 2018

Name or company name	MR AM SIMMONS
Contract type name	GDS Contract
Purpose of contract	General and Orthodontic
Contract start date	01/04/2006
Contract end date	

18/19 Contracted general activity (UDA)	1,000
Carry forward general activity (UDA)	10
18/19 Contracted orthodontic activity (UOA)	368
Carry forward orthodontic activity (UOA)	0
Baseline contract value	£51,677.72

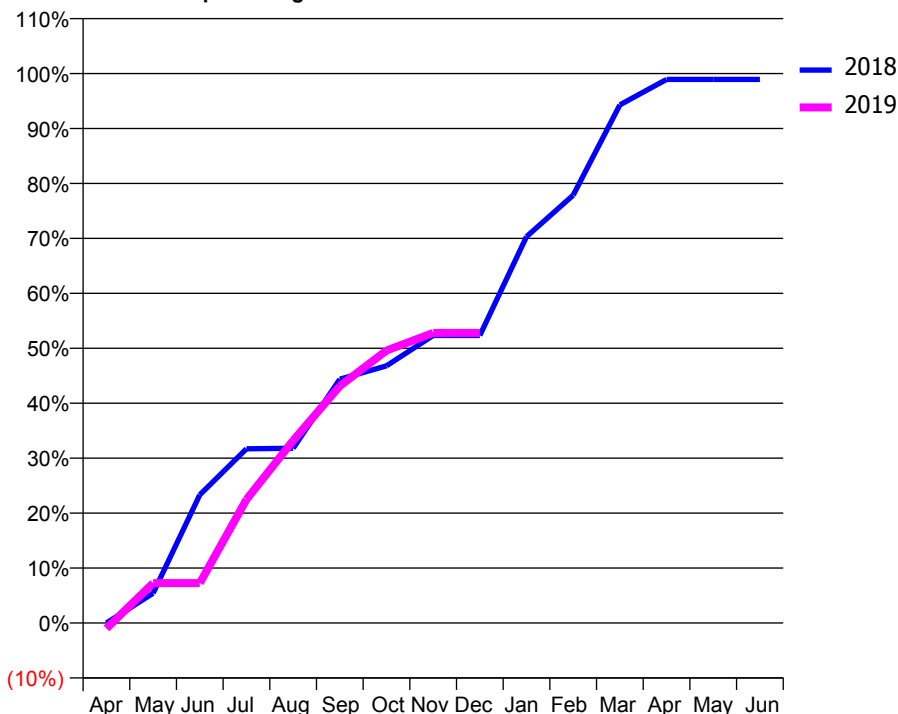
ACCESS*

Patients seen in 24 months	Total	Change since previous quarter
Quarter ending December 2017	470	
Quarter ending March 2018	487	↑
Quarter ending June 2018	494	→
Quarter ending September 2018	485	↓
Quarter ending December 2018	481	→
Variance since December 2017	2.3%	↑



ACTIVITY

Cumulative percentage of contracted UDA delivered 2018 & 2019



Month	Adjusted Scheduled Activity (UDA)	
	2018	2019
April	0	-10
May	54	73
June	233	73
July	317	225
August	318	332
September	444	431
October	468	496
November	523	528
December	523	528
January	703	
February	779	
March	943	
April	989	
May	989	
June	989	

QUALITY

	Quantity	Base Number	Contract	AT	Region	England
% of FP17s for the same patient ID Re-attending within 3 months - Children	22	220	10.0%	9.6%	11.3%	11.8%
% of FP17s for the same patient ID Re-attending within 3 months - Adults	16	187	8.6%	13.9%	15.3%	15.6%
% of FP17s for the same patient ID Re-attending between 3 & 9 months - Children	104	220	47.3%	61.7%	61.1%	58.8%
% of FP17s for the same patient ID Re-attending between 3 & 9 months - Adults	99	187	52.9%	53.0%	52.4%	51.0%
% of FP17s for Band 1 Urgent Courses	20	347	5.8%	9.8%	9.5%	9.0%
% of FP17s Relating to Free Repair or Replacements	0	347	0.0%	0.6%	0.7%	0.8%
% of FP17s Relating to Continuations	0	347	0.0%	0.9%	0.8%	0.9%
% of Patients satisfied with the dentistry they have received	0	0	N/A	93.0%	93.1%	93.2%
% of Patients satisfied with the time they had to wait for an appointment	0	0	N/A	88.0%	87.8%	88.3%

* This is based on patients treated on this contract for their most recent course of treatment. Figures in italics indicate the base number of FP17s or Patient Questionnaire responses are less than 100. N/A is shown where the base number of responses is less than 10 during the period. % is calculated as Quantity/Base number*100

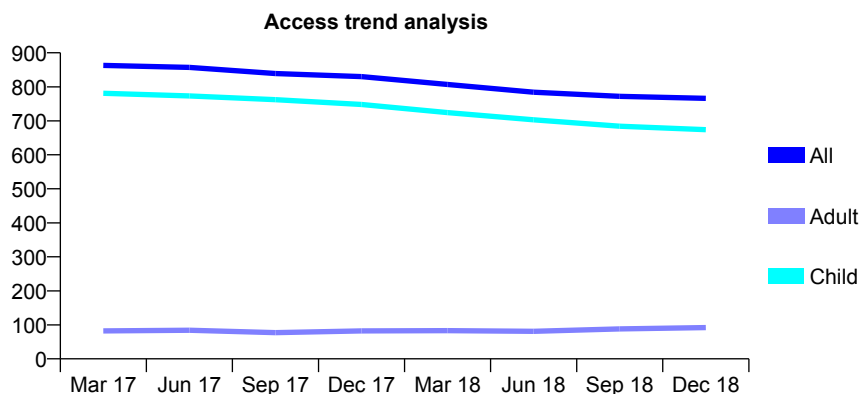
Q70 - Vital Signs At a Glance Contract Report for 215767/0001 - December 2018

Name or company name	Maximilian Waller
Contract type name	GDS Contract
Purpose of contract	General
Contract start date	01/04/2006
Contract end date	

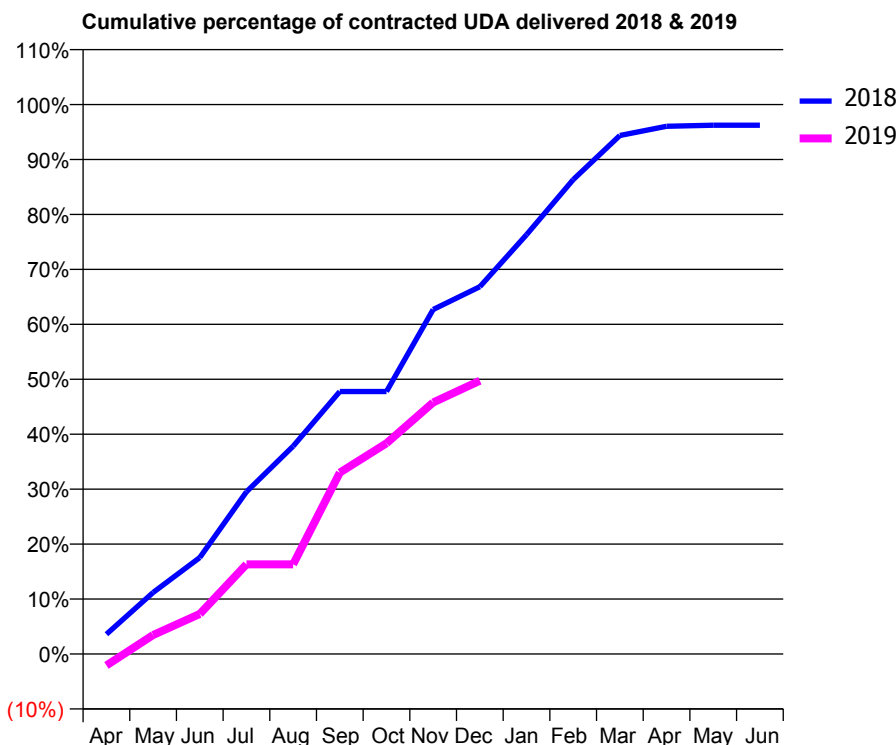
18/19 Contracted general activity (UDA)	1,620
Carry forward general activity (UDA)	61
18/19 Contracted orthodontic activity (UOA)	0
Carry forward orthodontic activity (UOA)	0
Baseline contract value	£41,895.82

ACCESS*

Patients seen in 24 months	Total	Change since previous quarter
Quarter ending December 2017	830	
Quarter ending March 2018	807	↓
Quarter ending June 2018	784	↓
Quarter ending September 2018	772	↓
Quarter ending December 2018	766	→
Variance since December 2017	(7.7%)	↓



ACTIVITY



Month	Adjusted Scheduled Activity (UDA)	
	2018	2019
April	58	-34
May	181	56
June	285	118
July	478	264
August	613	264
September	774	535
October	774	621
November	1,016	742
December	1,083	806
January	1,236	
February	1,399	
March	1,529	
April	1,556	
May	1,559	
June	1,559	

QUALITY

	Quantity	Base Number	Contract	AT	Region	England
% of FP17s for the same patient ID Re-attending within 3 months - Children	34	680	5.0%	9.6%	11.3%	11.8%
% of FP17s for the same patient ID Re-attending within 3 months - Adults	0	20	0.0%	13.9%	15.3%	15.6%
% of FP17s for the same patient ID Re-attending between 3 & 9 months - Children	479	680	70.4%	61.7%	61.1%	58.8%
% of FP17s for the same patient ID Re-attending between 3 & 9 months - Adults	15	20	75.0%	53.0%	52.4%	51.0%
% of FP17s for Band 1 Urgent Courses	9	680	1.3%	9.8%	9.5%	9.0%
% of FP17s Relating to Free Repair or Replacements	0	680	0.0%	0.6%	0.7%	0.8%
% of FP17s Relating to Continuations	10	680	1.5%	0.9%	0.8%	0.9%
% of Patients satisfied with the dentistry they have received	0	0	N/A	93.0%	93.1%	93.2%
% of Patients satisfied with the time they had to wait for an appointment	0	0	N/A	88.0%	87.8%	88.3%

* This is based on patients treated on this contract for their most recent course of treatment. Figures in italics indicate the base number of FP17s or Patient Questionnaire responses are less than 100. N/A is shown where the base number of responses is less than 10 during the period. % is calculated as Quantity/Base number*100

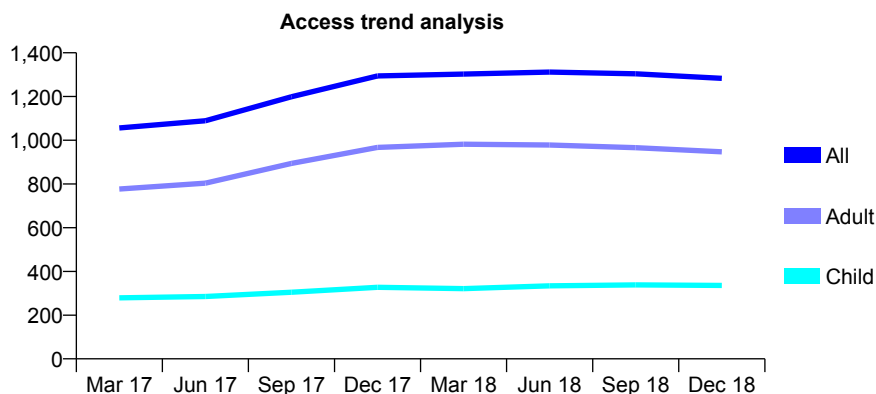
Q70 - Vital Signs At a Glance Contract Report for 215872/0002 - December 2018

Name or company name	Ian White
Contract type name	GDS Contract
Purpose of contract	General
Contract start date	01/04/2006
Contract end date	

18/19 Contracted general activity (UDA)	3,235
Carry forward general activity (UDA)	0
18/19 Contracted orthodontic activity (UOA)	0
Carry forward orthodontic activity (UOA)	0
Baseline contract value	£84,691.58

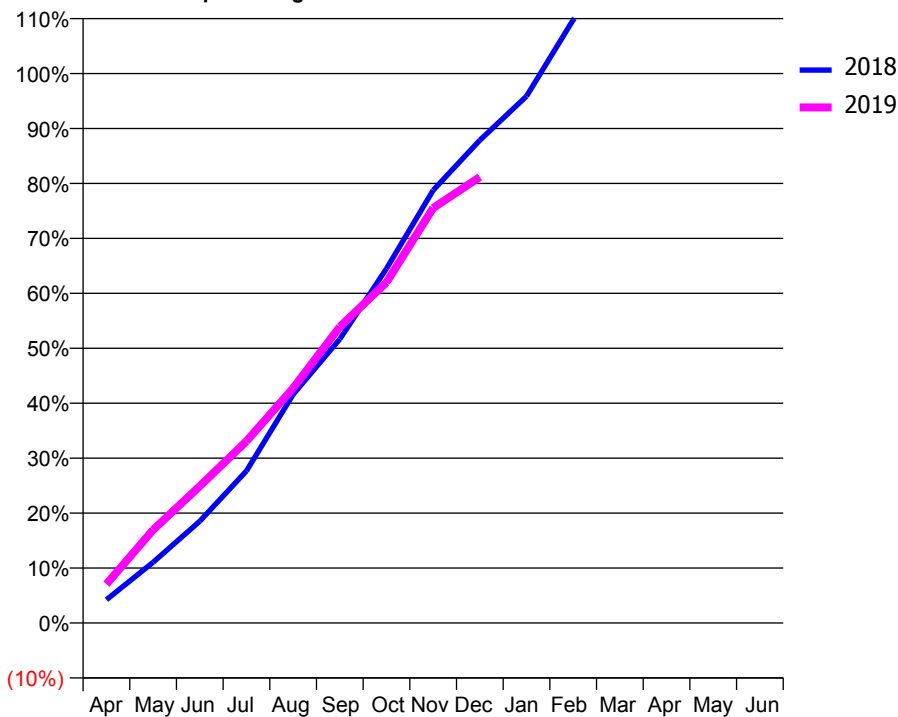
ACCESS*

Patients seen in 24 months	Total	Change since previous quarter
Quarter ending December 2017	1,294	
Quarter ending March 2018	1,303	→
Quarter ending June 2018	1,312	→
Quarter ending September 2018	1,304	→
Quarter ending December 2018	1,283	↓
Variance since December 2017	(0.9%)	→



ACTIVITY

Cumulative percentage of contracted UDA delivered 2018 & 2019



Month	Adjusted Scheduled Activity (UDA)	
	2018	2019
April	137	229
May	357	548
June	599	806
July	895	1,070
August	1,346	1,383
September	1,672	1,744
October	2,087	2,005
November	2,548	2,444
December	2,842	2,626
January	3,102	
February	3,551	
March	3,815	
April	3,849	
May	3,849	
June	3,849	

QUALITY

	Quantity	Base Number	Contract	AT	Region	England
% of FP17s for the same patient ID Re-attending within 3 months - Children	20	403	5.0%	9.6%	11.3%	11.8%
% of FP17s for the same patient ID Re-attending within 3 months - Adults	149	1,118	13.3%	13.9%	15.3%	15.6%
% of FP17s for the same patient ID Re-attending between 3 & 9 months - Children	292	403	72.5%	61.7%	61.1%	58.8%
% of FP17s for the same patient ID Re-attending between 3 & 9 months - Adults	834	1,118	74.6%	53.0%	52.4%	51.0%
% of FP17s for Band 1 Urgent Courses	84	1,506	5.6%	9.8%	9.5%	9.0%
% of FP17s Relating to Free Repair or Replacements	0	1,506	0.0%	0.6%	0.7%	0.8%
% of FP17s Relating to Continuations	2	1,506	0.1%	0.9%	0.8%	0.9%
% of Patients satisfied with the dentistry they have received	0	0	N/A	93.0%	93.1%	93.2%
% of Patients satisfied with the time they had to wait for an appointment	0	0	N/A	88.0%	87.8%	88.3%

* This is based on patients treated on this contract for their most recent course of treatment. Figures in italics indicate the base number of FP17s or Patient Questionnaire responses are less than 100. N/A is shown where the base number of responses is less than 10 during the period. % is calculated as Quantity/Base number*100

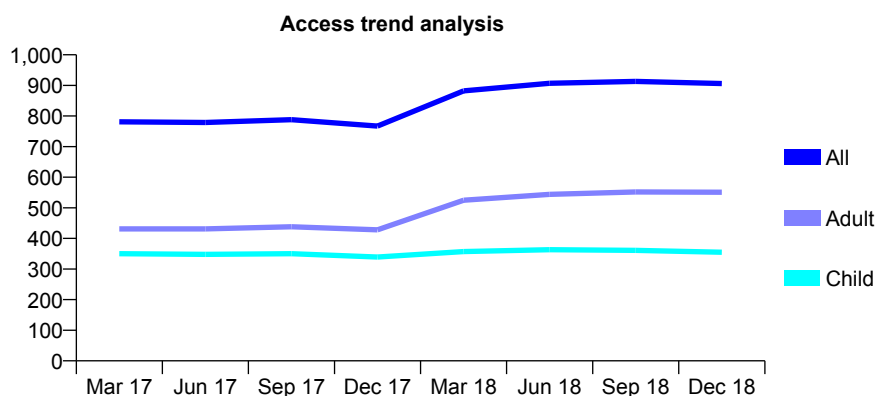
Q70 - Vital Signs At a Glance Contract Report for 215872/0003 - December 2018

Name or company name	Gosport Road Partnership
Contract type name	GDS Contract
Purpose of contract	General and Orthodontic
Contract start date	01/04/2006
Contract end date	

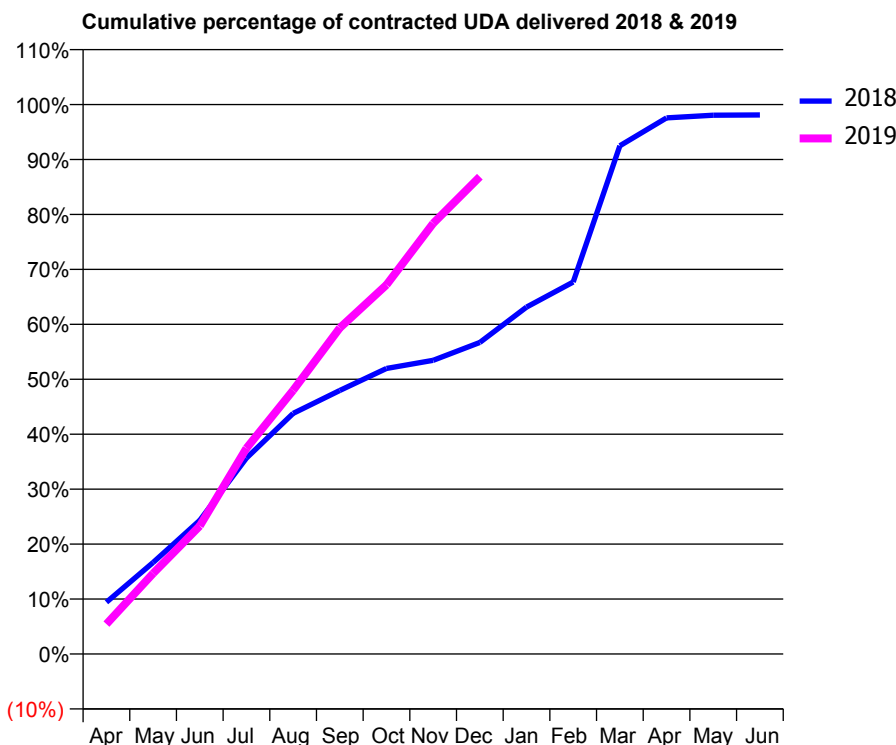
18/19 Contracted general activity (UDA)	1,849
Carry forward general activity (UDA)	35
18/19 Contracted orthodontic activity (UOA)	154
Carry forward orthodontic activity (UOA)	0
Baseline contract value	£62,860.79

ACCESS*

Patients seen in 24 months	Total	Change since previous quarter
Quarter ending December 2017	767	
Quarter ending March 2018	882	↑
Quarter ending June 2018	907	↑
Quarter ending September 2018	913	→
Quarter ending December 2018	906	→
Variance since December 2017	18.1%	↑



ACTIVITY



Month	Adjusted Scheduled Activity (UDA)	
	2018	2019
April	174	101
May	308	271
June	450	431
July	659	693
August	810	887
September	887	1,097
October	961	1,242
November	988	1,449
December	1,048	1,606
January	1,167	
February	1,252	
March	1,710	
April	1,804	
May	1,813	
June	1,814	

QUALITY

	Quantity	Base Number	Contract	AT	Region	England
% of FP17s for the same patient ID Re-attending within 3 months - Children	38	449	8.5%	9.6%	11.3%	11.8%
% of FP17s for the same patient ID Re-attending within 3 months - Adults	74	588	12.6%	13.9%	15.3%	15.6%
% of FP17s for the same patient ID Re-attending between 3 & 9 months - Children	274	449	61.0%	61.7%	61.1%	58.8%
% of FP17s for the same patient ID Re-attending between 3 & 9 months - Adults	350	588	59.5%	53.0%	52.4%	51.0%
% of FP17s for Band 1 Urgent Courses	52	953	5.5%	9.8%	9.5%	9.0%
% of FP17s Relating to Free Repair or Replacements	4	953	0.4%	0.6%	0.7%	0.8%
% of FP17s Relating to Continuations	3	953	0.3%	0.9%	0.8%	0.9%
% of Patients satisfied with the dentistry they have received	0	0	N/A	93.0%	93.1%	93.2%
% of Patients satisfied with the time they had to wait for an appointment	0	0	N/A	88.0%	87.8%	88.3%

* This is based on patients treated on this contract for their most recent course of treatment. Figures in italics indicate the base number of FP17s or Patient Questionnaire responses are less than 100. N/A is shown where the base number of responses is less than 10 during the period. % is calculated as Quantity/Base number*100

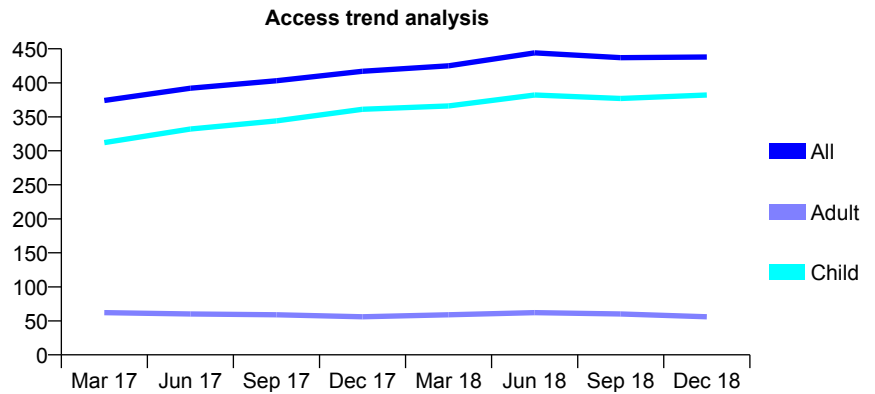
Q70 - Vital Signs At a Glance Contract Report for 218898/0001 - December 2018

Name or company name	Bright Blue Dental Practice
Contract type name	GDS Contract
Purpose of contract	General
Contract start date	01/04/2006
Contract end date	

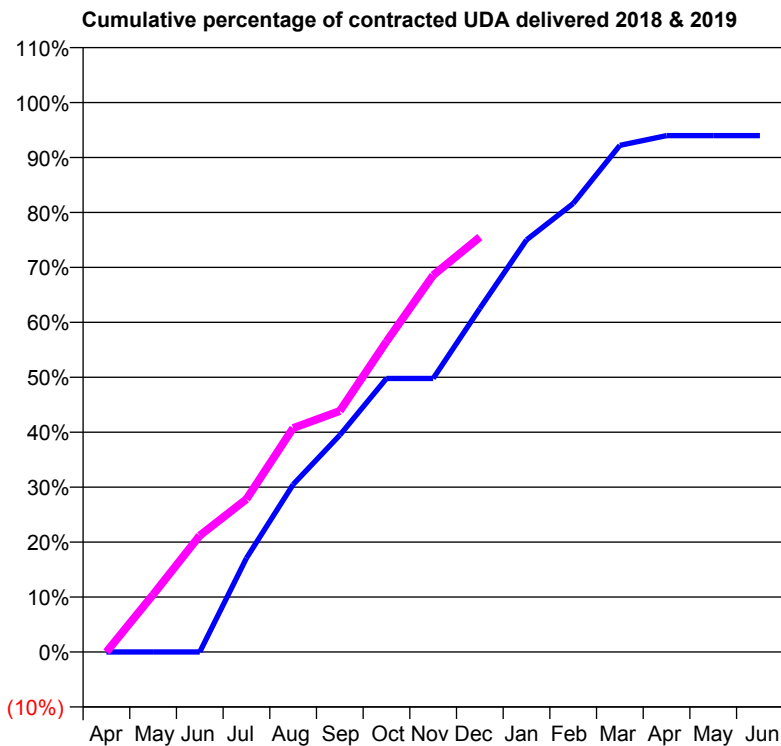
18/19 Contracted general activity (UDA)	680
Carry forward general activity (UDA)	0
18/19 Contracted orthodontic activity (UOA)	0
Carry forward orthodontic activity (UOA)	0
Baseline contract value	£16,357.04

ACCESS*

Patients seen in 24 months	Total	Change since previous quarter
Quarter ending December 2017	417	
Quarter ending March 2018	425	→
Quarter ending June 2018	444	↑
Quarter ending September 2018	437	↓
Quarter ending December 2018	438	→
Variance since December 2017	5.0%	↑



ACTIVITY



Month	Adjusted Scheduled Activity (UDA)	
	2018	2019
April	0	0
May	0	71
June	0	144
July	116	189
August	207	277
September	268	298
October	339	384
November	339	466
December	425	513
January	510	
February	555	
March	627	
April	639	
May	639	
June	639	

QUALITY

	Quantity	Base Number	Contract	AT	Region	England
% of FP17s for the same patient ID Re-attending within 3 months - Children	12	382	3.1%	9.6%	11.3%	11.8%
% of FP17s for the same patient ID Re-attending within 3 months - Adults	0	11	0.0%	13.9%	15.3%	15.6%
% of FP17s for the same patient ID Re-attending between 3 & 9 months - Children	208	382	54.5%	61.7%	61.1%	58.8%
% of FP17s for the same patient ID Re-attending between 3 & 9 months - Adults	4	11	36.4%	53.0%	52.4%	51.0%
% of FP17s for Band 1 Urgent Courses	2	381	0.5%	9.8%	9.5%	9.0%
% of FP17s Relating to Free Repair or Replacements	0	381	0.0%	0.6%	0.7%	0.8%
% of FP17s Relating to Continuations	6	381	1.6%	0.9%	0.8%	0.9%
% of Patients satisfied with the dentistry they have received	0	0	N/A	93.0%	93.1%	93.2%
% of Patients satisfied with the time they had to wait for an appointment	0	0	N/A	88.0%	87.8%	88.3%

* This is based on patients treated on this contract for their most recent course of treatment. Figures in italics indicate the base number of FP17s or Patient Questionnaire responses are less than 100. N/A is shown where the base number of responses is less than 10 during the period. % is calculated as Quantity/Base number*100

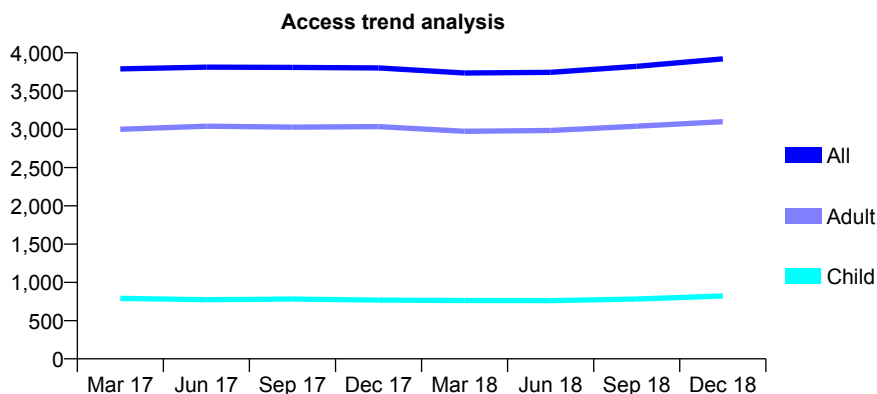
Q70 - Vital Signs At a Glance Contract Report for 219177/0001 - December 2018

Name or company name	MR PN LOCKYER
Contract type name	GDS Contract
Purpose of contract	General
Contract start date	01/04/2006
Contract end date	

18/19 Contracted general activity (UDA)	12,000
Carry forward general activity (UDA)	151
18/19 Contracted orthodontic activity (UOA)	0
Carry forward orthodontic activity (UOA)	0
Baseline contract value	£302,265.47

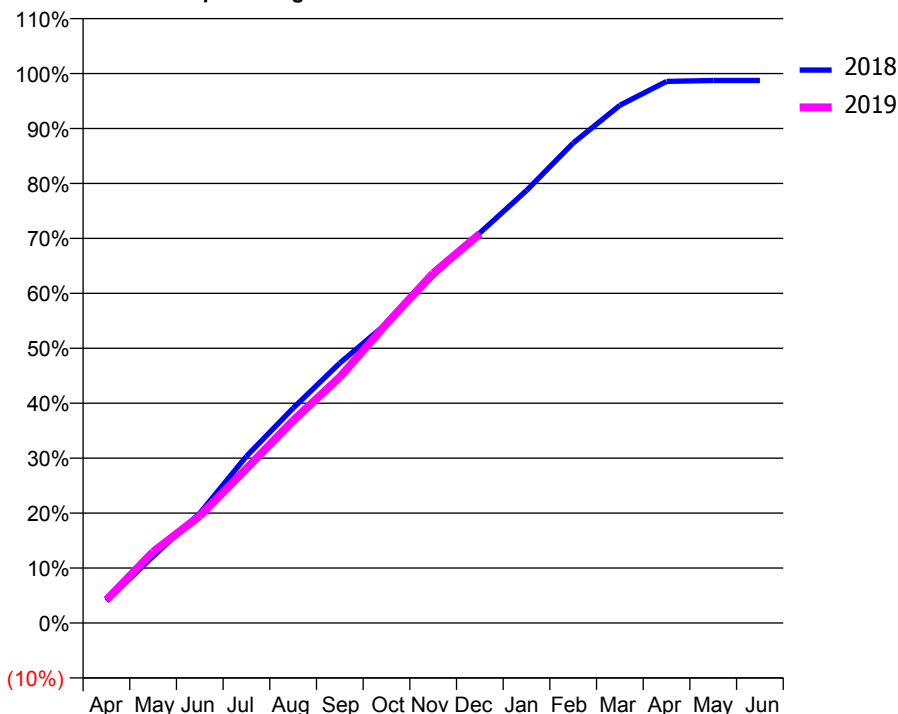
ACCESS*

Patients seen in 24 months	Total	Change since previous quarter
Quarter ending December 2017	3,802	
Quarter ending March 2018	3,736	↓
Quarter ending June 2018	3,745	→
Quarter ending September 2018	3,823	↑
Quarter ending December 2018	3,921	↑
Variance since December 2017	3.1%	↑



ACTIVITY

Cumulative percentage of contracted UDA delivered 2018 & 2019



Month	Adjusted Scheduled Activity (UDA)	
	2018	2019
April	481	506
May	1,458	1,557
June	2,399	2,340
July	3,640	3,373
August	4,692	4,423
September	5,678	5,371
October	6,540	6,533
November	7,586	7,641
December	8,520	8,499
January	9,445	
February	10,482	
March	11,306	
April	11,827	
May	11,847	
June	11,848	

QUALITY

	Quantity	Base Number	Contract	AT	Region	England
% of FP17s for the same patient ID Re-attending within 3 months - Children	60	1,020	5.9%	9.6%	11.3%	11.8%
% of FP17s for the same patient ID Re-attending within 3 months - Adults	634	3,684	17.2%	13.9%	15.3%	15.6%
% of FP17s for the same patient ID Re-attending between 3 & 9 months - Children	656	1,020	64.3%	61.7%	61.1%	58.8%
% of FP17s for the same patient ID Re-attending between 3 & 9 months - Adults	2,176	3,684	59.1%	53.0%	52.4%	51.0%
% of FP17s for Band 1 Urgent Courses	522	4,462	11.7%	9.8%	9.5%	9.0%
% of FP17s Relating to Free Repair or Replacements	10	4,462	0.2%	0.6%	0.7%	0.8%
% of FP17s Relating to Continuations	64	4,462	1.4%	0.9%	0.8%	0.9%
% of Patients satisfied with the dentistry they have received	2	2	N/A	93.0%	93.1%	93.2%
% of Patients satisfied with the time they had to wait for an appointment	2	2	N/A	88.0%	87.8%	88.3%

* This is based on patients treated on this contract for their most recent course of treatment. Figures in italics indicate the base number of FP17s or Patient Questionnaire responses are less than 100. N/A is shown where the base number of responses is less than 10 during the period. % is calculated as Quantity/Base number*100

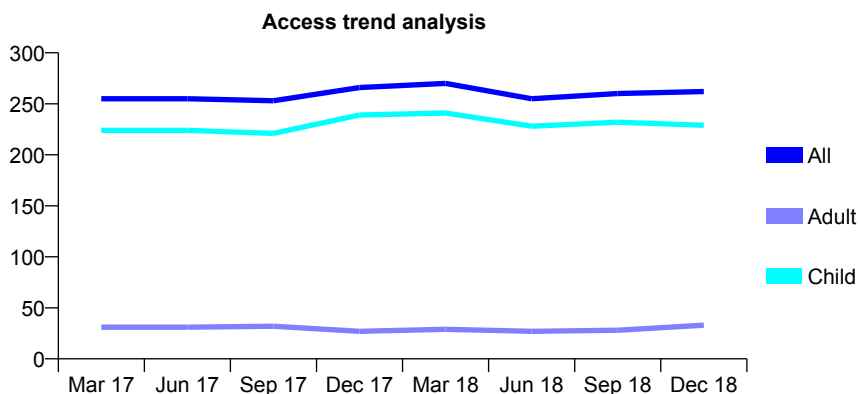
Q70 - Vital Signs At a Glance Contract Report for 219908/0001 - December 2018

Name or company name	MR RD HUGHES
Contract type name	GDS Contract
Purpose of contract	General
Contract start date	01/04/2006
Contract end date	

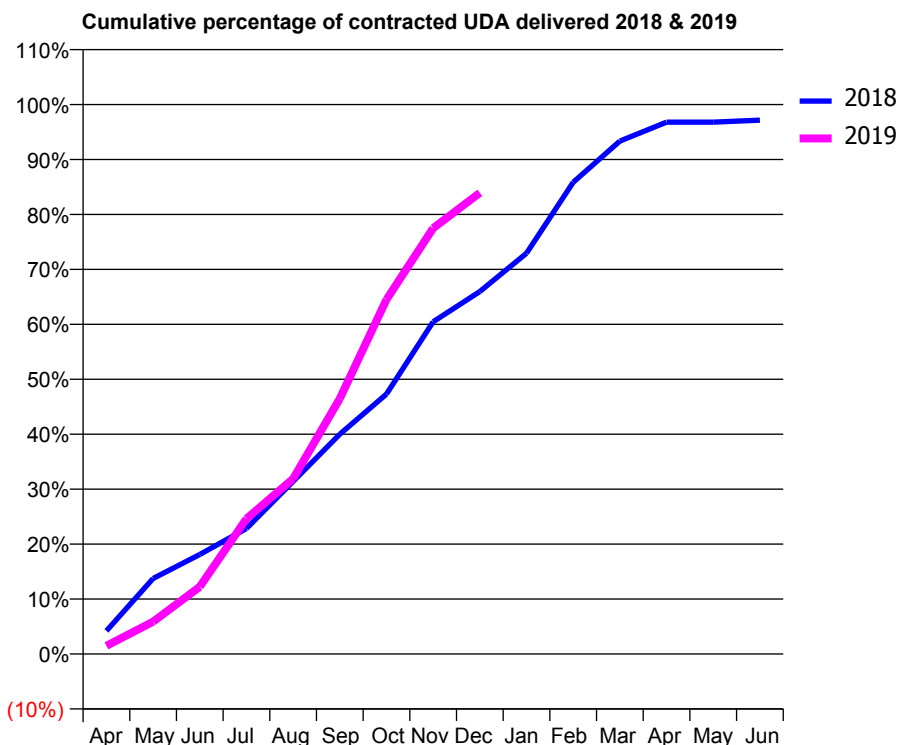
18/19 Contracted general activity (UDA)	550
Carry forward general activity (UDA)	15
18/19 Contracted orthodontic activity (UOA)	0
Carry forward orthodontic activity (UOA)	0
Baseline contract value	£11,922.42

ACCESS*

Patients seen in 24 months	Total	Change since previous quarter
Quarter ending December 2017	266	
Quarter ending March 2018	270	→
Quarter ending June 2018	255	↓
Quarter ending September 2018	260	→
Quarter ending December 2018	262	→
Variance since December 2017	(1.5%)	↓



ACTIVITY



Month	Adjusted Scheduled Activity (UDA)	
	2018	2019
April	23	8
May	76	32
June	100	67
July	126	135
August	173	175
September	220	256
October	260	355
November	333	426
December	363	462
January	401	
February	472	
March	513	
April	532	
May	532	
June	534	

QUALITY

	Quantity	Base Number	Contract	AT	Region	England
% of FP17s for the same patient ID Re-attending within 3 months - Children	6	259	2.3%	9.6%	11.3%	11.8%
% of FP17s for the same patient ID Re-attending within 3 months - Adults	0	0	N/A	13.9%	15.3%	15.6%
% of FP17s for the same patient ID Re-attending between 3 & 9 months - Children	187	259	72.2%	61.7%	61.1%	58.8%
% of FP17s for the same patient ID Re-attending between 3 & 9 months - Adults	0	0	N/A	53.0%	52.4%	51.0%
% of FP17s for Band 1 Urgent Courses	8	247	3.2%	9.8%	9.5%	9.0%
% of FP17s Relating to Free Repair or Replacements	0	247	0.0%	0.6%	0.7%	0.8%
% of FP17s Relating to Continuations	0	247	0.0%	0.9%	0.8%	0.9%
% of Patients satisfied with the dentistry they have received	0	0	N/A	93.0%	93.1%	93.2%
% of Patients satisfied with the time they had to wait for an appointment	0	0	N/A	88.0%	87.8%	88.3%

* This is based on patients treated on this contract for their most recent course of treatment. Figures in italics indicate the base number of FP17s or Patient Questionnaire responses are less than 100. N/A is shown where the base number of responses is less than 10 during the period. % is calculated as Quantity/Base number*100

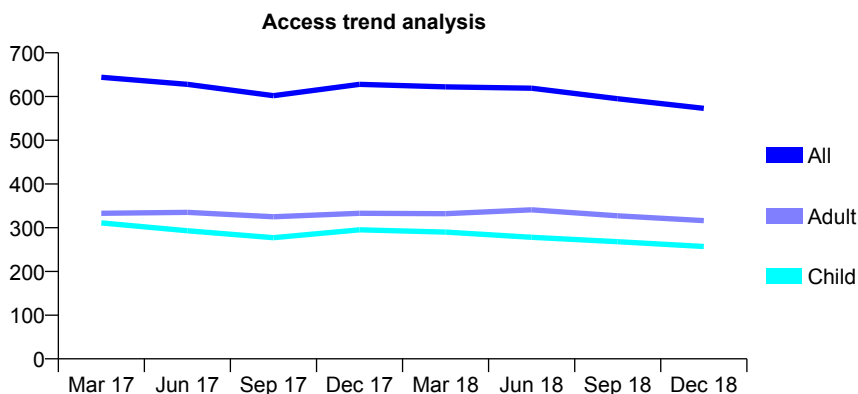
Q70 - Vital Signs At a Glance Contract Report for 221252/0001 - December 2018

Name or company name	East End Lodge Dental Partnership
Contract type name	GDS Contract
Purpose of contract	General and Orthodontic
Contract start date	01/04/2006
Contract end date	

18/19 Contracted general activity (UDA)	1,500
Carry forward general activity (UDA)	0
18/19 Contracted orthodontic activity (UOA)	131
Carry forward orthodontic activity (UOA)	0
Baseline contract value	£48,723.79

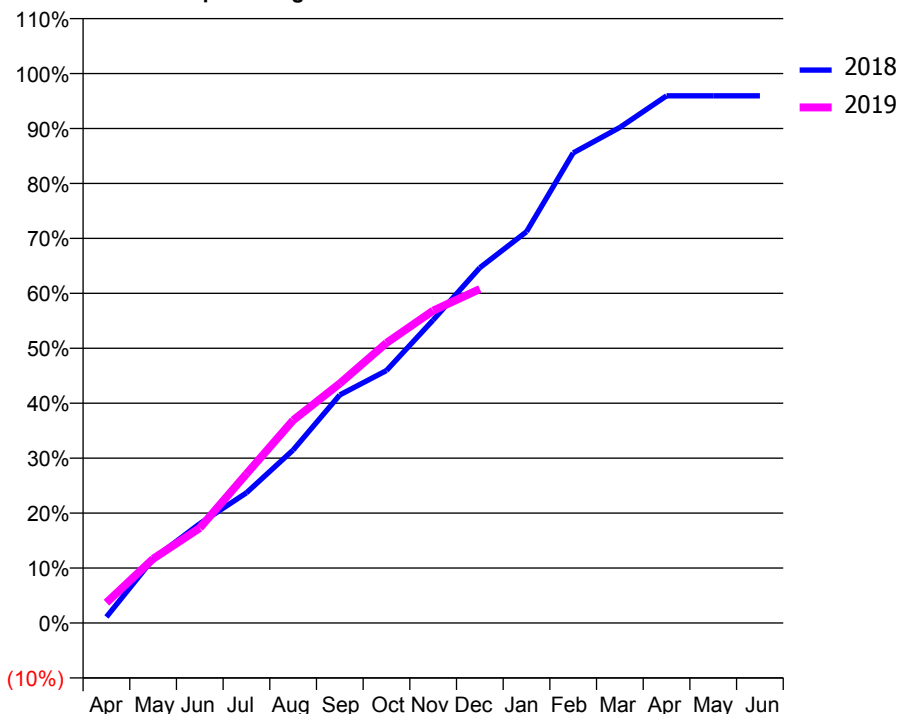
ACCESS*

Patients seen in 24 months	Total	Change since previous quarter
Quarter ending December 2017	628	
Quarter ending March 2018	622	→
Quarter ending June 2018	619	→
Quarter ending September 2018	595	↓
Quarter ending December 2018	573	↓
Variance since December 2017	(8.8%)	↓



ACTIVITY

Cumulative percentage of contracted UDA delivered 2018 & 2019



Month	Adjusted Scheduled Activity (UDA)	
	2018	2019
April	16	55
May	175	175
June	271	259
July	355	407
August	472	553
September	623	654
October	689	765
November	827	853
December	970	912
January	1,068	
February	1,283	
March	1,353	
April	1,439	
May	1,439	
June	1,439	

QUALITY

	Quantity	Base Number	Contract	AT	Region	England
% of FP17s for the same patient ID Re-attending within 3 months - Children	28	340	8.2%	9.6%	11.3%	11.8%
% of FP17s for the same patient ID Re-attending within 3 months - Adults	22	282	7.8%	13.9%	15.3%	15.6%
% of FP17s for the same patient ID Re-attending between 3 & 9 months - Children	232	340	68.2%	61.7%	61.1%	58.8%
% of FP17s for the same patient ID Re-attending between 3 & 9 months - Adults	147	282	52.1%	53.0%	52.4%	51.0%
% of FP17s for Band 1 Urgent Courses	18	563	3.2%	9.8%	9.5%	9.0%
% of FP17s Relating to Free Repair or Replacements	0	563	0.0%	0.6%	0.7%	0.8%
% of FP17s Relating to Continuations	2	563	0.4%	0.9%	0.8%	0.9%
% of Patients satisfied with the dentistry they have received	1	1	N/A	93.0%	93.1%	93.2%
% of Patients satisfied with the time they had to wait for an appointment	1	1	N/A	88.0%	87.8%	88.3%

* This is based on patients treated on this contract for their most recent course of treatment. Figures in italics indicate the base number of FP17s or Patient Questionnaire responses are less than 100. N/A is shown where the base number of responses is less than 10 during the period. % is calculated as Quantity/Base number*100

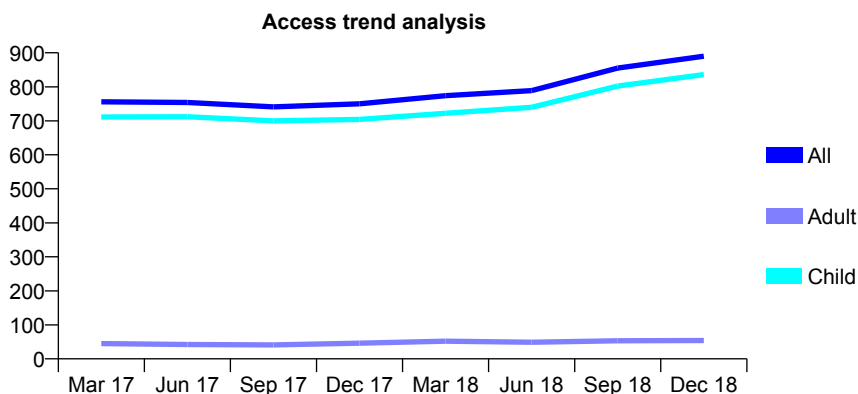
Q70 - Vital Signs At a Glance Contract Report for 224219/0001 - December 2018

Name or company name	MR GL BROOKE-JONES
Contract type name	GDS Contract
Purpose of contract	General
Contract start date	01/04/2006
Contract end date	

18/19 Contracted general activity (UDA)	1,370
Carry forward general activity (UDA)	0
18/19 Contracted orthodontic activity (UOA)	0
Carry forward orthodontic activity (UOA)	0
Baseline contract value	£28,734.41

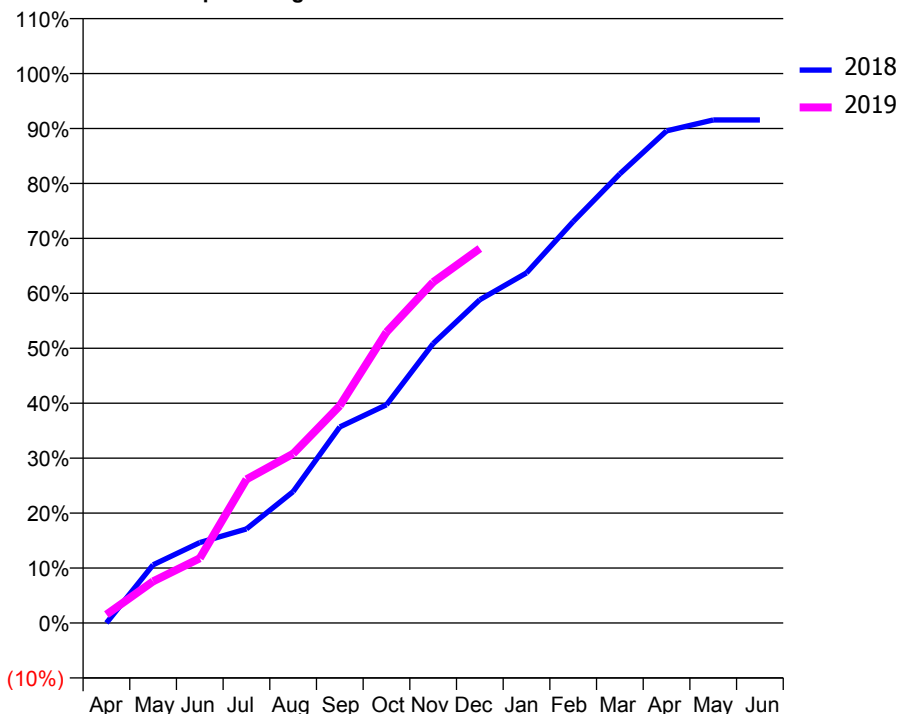
ACCESS*

Patients seen in 24 months	Total	Change since previous quarter
Quarter ending December 2017	750	
Quarter ending March 2018	774	↑
Quarter ending June 2018	789	→
Quarter ending September 2018	855	↑
Quarter ending December 2018	890	↑
Variance since December 2017	18.7%	↑



ACTIVITY

Cumulative percentage of contracted UDA delivered 2018 & 2019



Month	Adjusted Scheduled Activity (UDA)	
	2018	2019
April	0	21
May	145	104
June	201	161
July	235	358
August	328	422
September	489	542
October	544	725
November	697	850
December	806	934
January	873	
February	1,001	
March	1,120	
April	1,227	
May	1,254	
June	1,254	

QUALITY

	Quantity	Base Number	Contract	AT	Region	England
% of FP17s for the same patient ID Re-attending within 3 months - Children	43	807	5.3%	9.6%	11.3%	11.8%
% of FP17s for the same patient ID Re-attending within 3 months - Adults	0	0	N/A	13.9%	15.3%	15.6%
% of FP17s for the same patient ID Re-attending between 3 & 9 months - Children	404	807	50.1%	61.7%	61.1%	58.8%
% of FP17s for the same patient ID Re-attending between 3 & 9 months - Adults	0	0	N/A	53.0%	52.4%	51.0%
% of FP17s for Band 1 Urgent Courses	24	716	3.4%	9.8%	9.5%	9.0%
% of FP17s Relating to Free Repair or Replacements	0	716	0.0%	0.6%	0.7%	0.8%
% of FP17s Relating to Continuations	0	716	0.0%	0.9%	0.8%	0.9%
% of Patients satisfied with the dentistry they have received	1	1	N/A	93.0%	93.1%	93.2%
% of Patients satisfied with the time they had to wait for an appointment	0	1	N/A	88.0%	87.8%	88.3%

* This is based on patients treated on this contract for their most recent course of treatment. Figures in italics indicate the base number of FP17s or Patient Questionnaire responses are less than 100. N/A is shown where the base number of responses is less than 10 during the period. % is calculated as Quantity/Base number*100

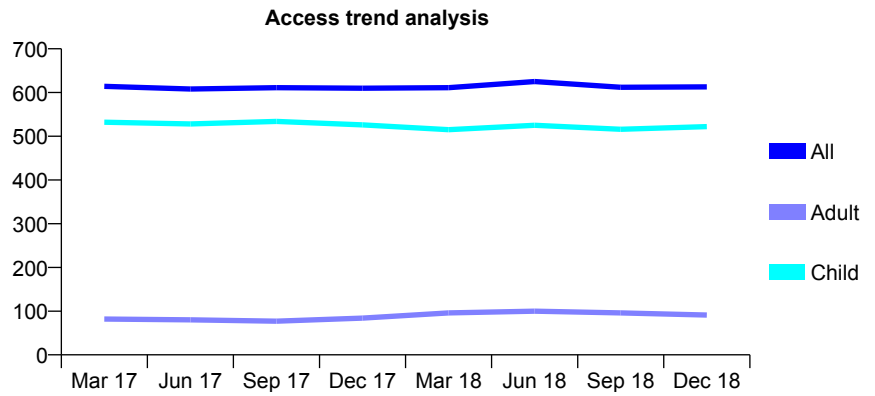
Q70 - Vital Signs At a Glance Contract Report for 230693/0001 - December 2018

Name or company name	Fryern Dental Practice
Contract type name	GDS Contract
Purpose of contract	General
Contract start date	01/04/2006
Contract end date	

18/19 Contracted general activity (UDA)	1,018
Carry forward general activity (UDA)	30
18/19 Contracted orthodontic activity (UOA)	0
Carry forward orthodontic activity (UOA)	0
Baseline contract value	£21,611.97

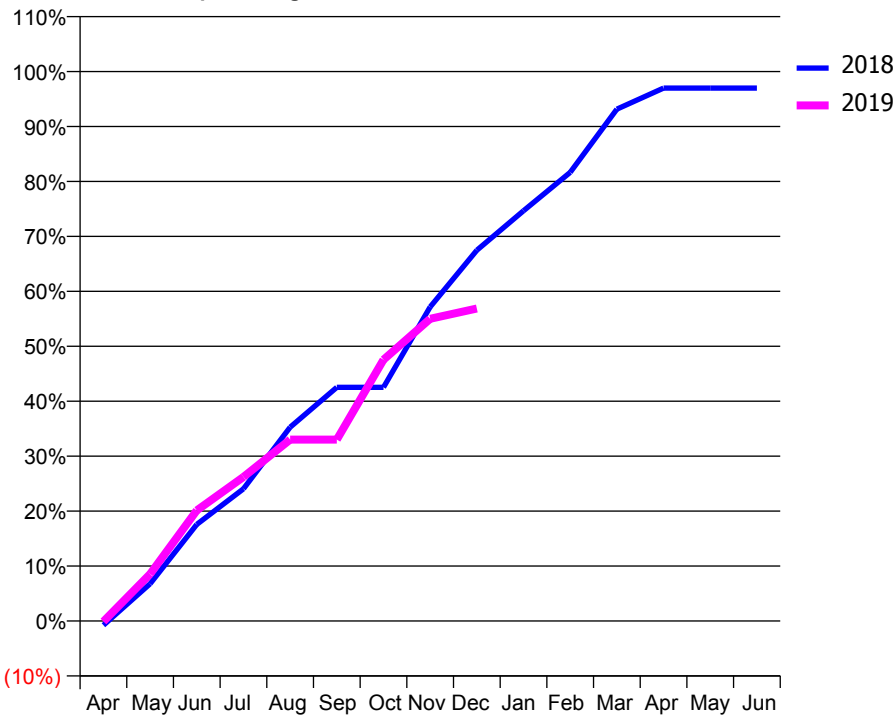
ACCESS*

Patients seen in 24 months	Total	Change since previous quarter
Quarter ending December 2017	610	
Quarter ending March 2018	611	→
Quarter ending June 2018	625	↑
Quarter ending September 2018	612	↓
Quarter ending December 2018	613	→
Variance since December 2017	0.5%	→



ACTIVITY

Cumulative percentage of contracted UDA delivered 2018 & 2019



Month	Adjusted Scheduled Activity (UDA)	
	2018	2019
April	-8	-1
May	69	87
June	179	205
July	245	267
August	359	336
September	433	336
October	433	484
November	582	560
December	687	579
January	760	
February	831	
March	948	
April	987	
May	987	
June	987	

QUALITY

	Quantity	Base Number	Contract	AT	Region	England
% of FP17s for the same patient ID Re-attending within 3 months - Children	19	548	3.5%	9.6%	11.3%	11.8%
% of FP17s for the same patient ID Re-attending within 3 months - Adults	0	0	N/A	13.9%	15.3%	15.6%
% of FP17s for the same patient ID Re-attending between 3 & 9 months - Children	360	548	65.7%	61.7%	61.1%	58.8%
% of FP17s for the same patient ID Re-attending between 3 & 9 months - Adults	0	0	N/A	53.0%	52.4%	51.0%
% of FP17s for Band 1 Urgent Courses	0	517	0.0%	9.8%	9.5%	9.0%
% of FP17s Relating to Free Repair or Replacements	0	517	0.0%	0.6%	0.7%	0.8%
% of FP17s Relating to Continuations	0	517	0.0%	0.9%	0.8%	0.9%
% of Patients satisfied with the dentistry they have received	0	0	N/A	93.0%	93.1%	93.2%
% of Patients satisfied with the time they had to wait for an appointment	0	0	N/A	88.0%	87.8%	88.3%

* This is based on patients treated on this contract for their most recent course of treatment. Figures in italics indicate the base number of FP17s or Patient Questionnaire responses are less than 100. N/A is shown where the base number of responses is less than 10 during the period. % is calculated as Quantity/Base number*100

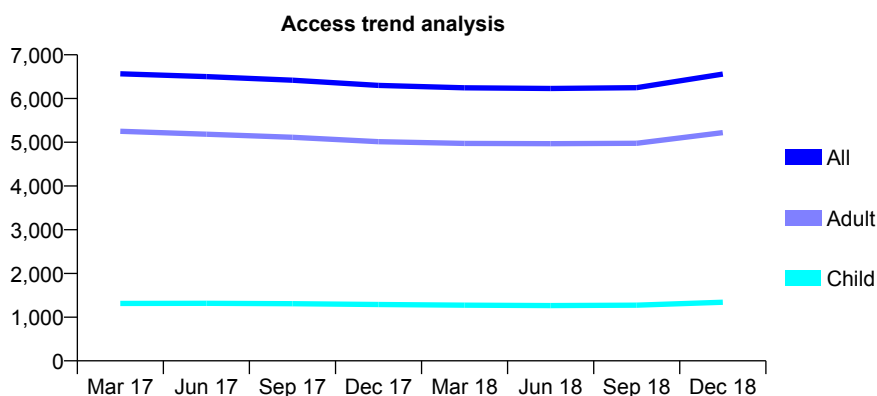
Q70 - Vital Signs At a Glance Contract Report for 232629/0001 - December 2018

Name or company name	Peartree Dental Care Partnership
Contract type name	GDS Contract
Purpose of contract	General
Contract start date	01/04/2006
Contract end date	

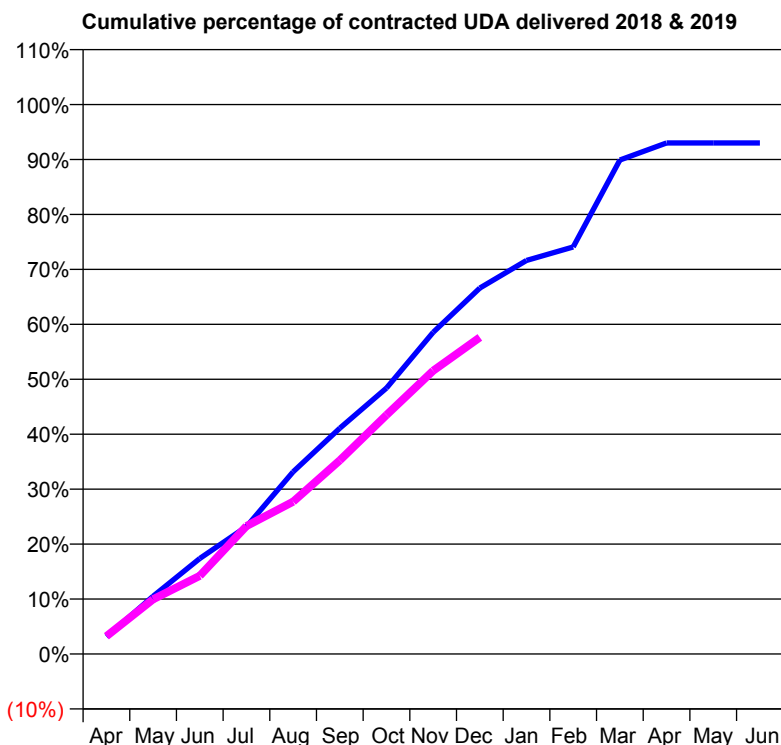
18/19 Contracted general activity (UDA)	22,037
Carry forward general activity (UDA)	147
18/19 Contracted orthodontic activity (UOA)	0
Carry forward orthodontic activity (UOA)	0
Baseline contract value	£609,273.57

ACCESS*

Patients seen in 24 months	Total	Change since previous quarter
Quarter ending December 2017	6,301	
Quarter ending March 2018	6,246	→
Quarter ending June 2018	6,231	→
Quarter ending September 2018	6,249	→
Quarter ending December 2018	6,560	↑
Variance since December 2017	4.1%	↑



ACTIVITY



Month	Adjusted Scheduled Activity (UDA)	
	2018	2019
April	589	716
May	1,954	2,196
June	3,228	3,137
July	4,305	5,129
August	6,152	6,111
September	7,629	7,767
October	8,982	9,583
November	10,863	11,362
December	12,361	12,699
January	13,290	
February	13,745	
March	16,681	
April	17,259	
May	17,259	
June	17,259	

QUALITY

	Quantity	Base Number	Contract	AT	Region	England
% of FP17s for the same patient ID Re-attending within 3 months - Children	154	1,650	9.3%	9.6%	11.3%	11.8%
% of FP17s for the same patient ID Re-attending within 3 months - Adults	787	5,909	13.3%	13.9%	15.3%	15.6%
% of FP17s for the same patient ID Re-attending between 3 & 9 months - Children	1,027	1,650	62.2%	61.7%	61.1%	58.8%
% of FP17s for the same patient ID Re-attending between 3 & 9 months - Adults	3,379	5,909	57.2%	53.0%	52.4%	51.0%
% of FP17s for Band 1 Urgent Courses	1,050	7,256	14.5%	9.8%	9.5%	9.0%
% of FP17s Relating to Free Repair or Replacements	80	7,256	1.1%	0.6%	0.7%	0.8%
% of FP17s Relating to Continuations	31	7,256	0.4%	0.9%	0.8%	0.9%
% of Patients satisfied with the dentistry they have received	2	2	N/A	93.0%	93.1%	93.2%
% of Patients satisfied with the time they had to wait for an appointment	1	2	N/A	88.0%	87.8%	88.3%

* This is based on patients treated on this contract for their most recent course of treatment. Figures in italics indicate the base number of FP17s or Patient Questionnaire responses are less than 100. N/A is shown where the base number of responses is less than 10 during the period. % is calculated as Quantity/Base number*100

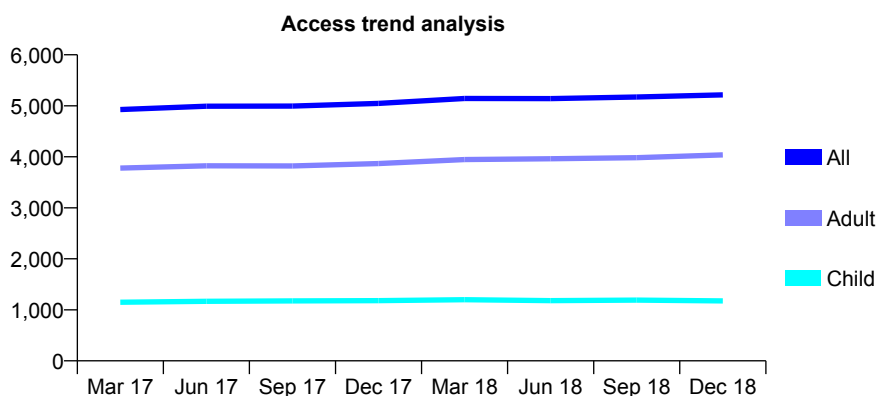
Q70 - Vital Signs At a Glance Contract Report for 237973/0001 - December 2018

Name or company name	MR S KHANNA
Contract type name	GDS Contract
Purpose of contract	General
Contract start date	01/04/2006
Contract end date	

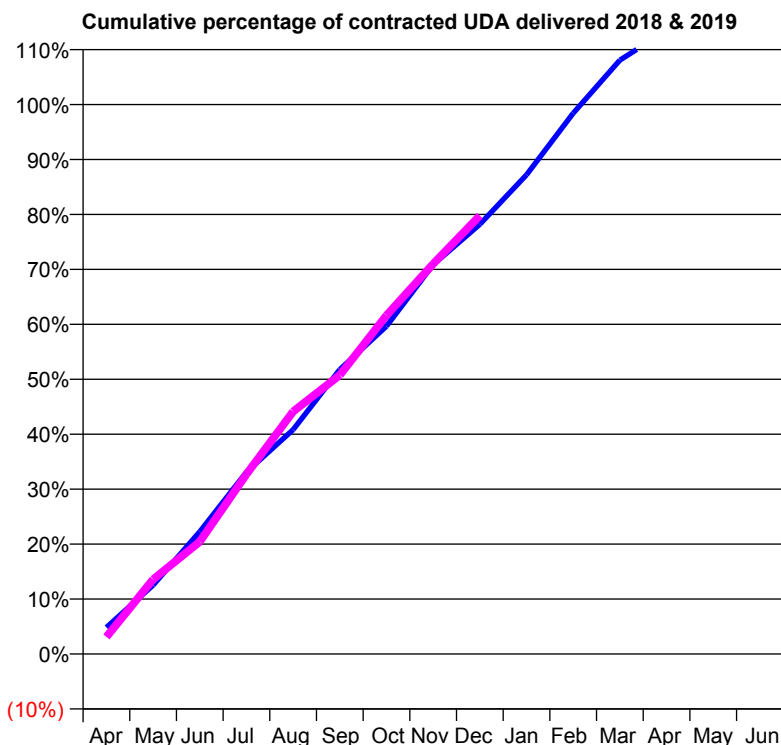
18/19 Contracted general activity (UDA)	12,122
Carry forward general activity (UDA)	0
18/19 Contracted orthodontic activity (UOA)	0
Carry forward orthodontic activity (UOA)	0
Baseline contract value	£387,388.24

ACCESS*

Patients seen in 24 months	Total	Change since previous quarter
Quarter ending December 2017	5,047	
Quarter ending March 2018	5,145	→
Quarter ending June 2018	5,142	→
Quarter ending September 2018	5,173	→
Quarter ending December 2018	5,215	→
Variance since December 2017	3.3%	↑



ACTIVITY



Adjusted Scheduled Activity (UDA)		
Month	2018	2019
April	585	377
May	1,521	1,647
June	2,698	2,480
July	4,014	3,966
August	4,949	5,348
September	6,275	6,151
October	7,231	7,469
November	8,588	8,605
December	9,480	9,672
January	10,569	
February	11,930	
March	13,101	
April	13,752	
May	13,755	
June	13,755	

QUALITY

	Quantity	Base Number	Contract	AT	Region	England
% of FP17s for the same patient ID Re-attending within 3 months - Children	80	1,281	6.2%	9.6%	11.3%	11.8%
% of FP17s for the same patient ID Re-attending within 3 months - Adults	564	3,669	15.4%	13.9%	15.3%	15.6%
% of FP17s for the same patient ID Re-attending between 3 & 9 months - Children	828	1,281	64.6%	61.7%	61.1%	58.8%
% of FP17s for the same patient ID Re-attending between 3 & 9 months - Adults	1,113	3,669	30.3%	53.0%	52.4%	51.0%
% of FP17s for Band 1 Urgent Courses	463	4,702	9.8%	9.8%	9.5%	9.0%
% of FP17s Relating to Free Repair or Replacements	32	4,702	0.7%	0.6%	0.7%	0.8%
% of FP17s Relating to Continuations	117	4,702	2.5%	0.9%	0.8%	0.9%
% of Patients satisfied with the dentistry they have received	8	9	N/A	93.0%	93.1%	93.2%
% of Patients satisfied with the time they had to wait for an appointment	8	9	N/A	88.0%	87.8%	88.3%

* This is based on patients treated on this contract for their most recent course of treatment. Figures in italics indicate the base number of FP17s or Patient Questionnaire responses are less than 100. N/A is shown where the base number of responses is less than 10 during the period. % is calculated as Quantity/Base number*100

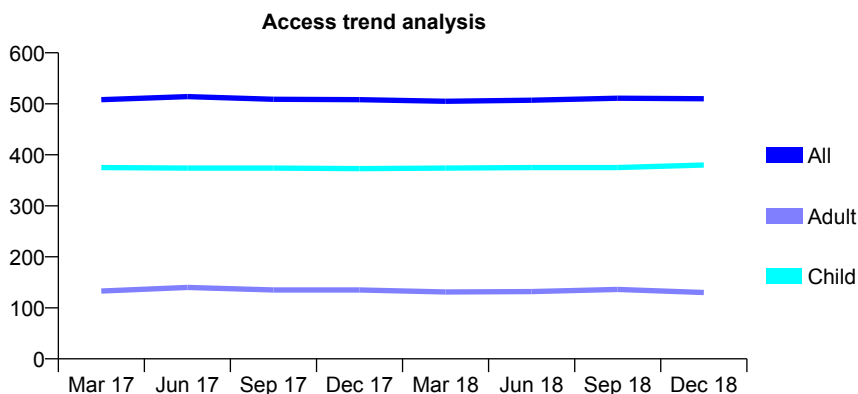
Q70 - Vital Signs At a Glance Contract Report for 244627/0001 - December 2018

Name or company name	MR MM WAUGH
Contract type name	GDS Contract
Purpose of contract	General
Contract start date	01/04/2006
Contract end date	

18/19 Contracted general activity (UDA)	1,099
Carry forward general activity (UDA)	0
18/19 Contracted orthodontic activity (UOA)	0
Carry forward orthodontic activity (UOA)	0
Baseline contract value	£32,538.28

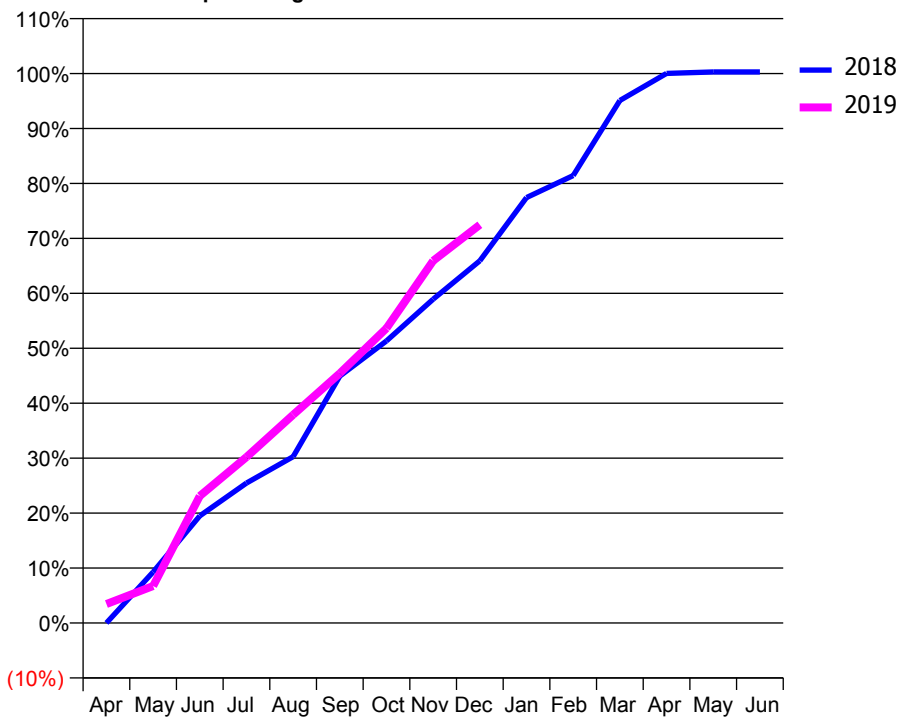
ACCESS*

Patients seen in 24 months	Total	Change since previous quarter
Quarter ending December 2017	508	
Quarter ending March 2018	505	→
Quarter ending June 2018	507	→
Quarter ending September 2018	511	→
Quarter ending December 2018	510	→
Variance since December 2017	0.4%	→



ACTIVITY

Cumulative percentage of contracted UDA delivered 2018 & 2019



Month	Adjusted Scheduled Activity (UDA)	
	2018	2019
April	0	38
May	102	74
June	214	254
July	280	332
August	333	416
September	494	499
October	564	589
November	648	724
December	725	796
January	851	
February	895	
March	1,045	
April	1,099	
May	1,102	
June	1,102	

QUALITY

	Quantity	Base Number	Contract	AT	Region	England
% of FP17s for the same patient ID Re-attending within 3 months - Children	19	465	4.1%	9.6%	11.3%	11.8%
% of FP17s for the same patient ID Re-attending within 3 months - Adults	7	85	8.2%	13.9%	15.3%	15.6%
% of FP17s for the same patient ID Re-attending between 3 & 9 months - Children	362	465	77.8%	61.7%	61.1%	58.8%
% of FP17s for the same patient ID Re-attending between 3 & 9 months - Adults	45	85	52.9%	53.0%	52.4%	51.0%
% of FP17s for Band 1 Urgent Courses	2	507	0.4%	9.8%	9.5%	9.0%
% of FP17s Relating to Free Repair or Replacements	0	507	0.0%	0.6%	0.7%	0.8%
% of FP17s Relating to Continuations	5	507	1.0%	0.9%	0.8%	0.9%
% of Patients satisfied with the dentistry they have received	0	0	N/A	93.0%	93.1%	93.2%
% of Patients satisfied with the time they had to wait for an appointment	0	0	N/A	88.0%	87.8%	88.3%

* This is based on patients treated on this contract for their most recent course of treatment. Figures in italics indicate the base number of FP17s or Patient Questionnaire responses are less than 100. N/A is shown where the base number of responses is less than 10 during the period. % is calculated as Quantity/Base number*100

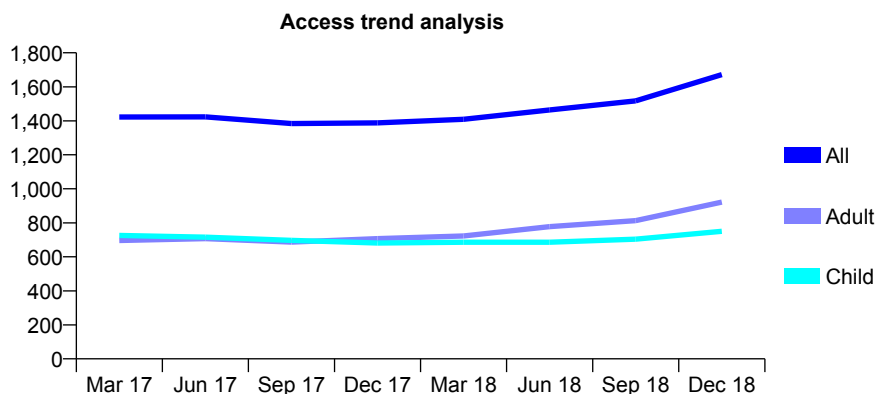
Q70 - Vital Signs At a Glance Contract Report for 253227/0001 - December 2018

Name or company name	Joanna McKenzie
Contract type name	GDS Contract
Purpose of contract	General
Contract start date	01/05/2007
Contract end date	

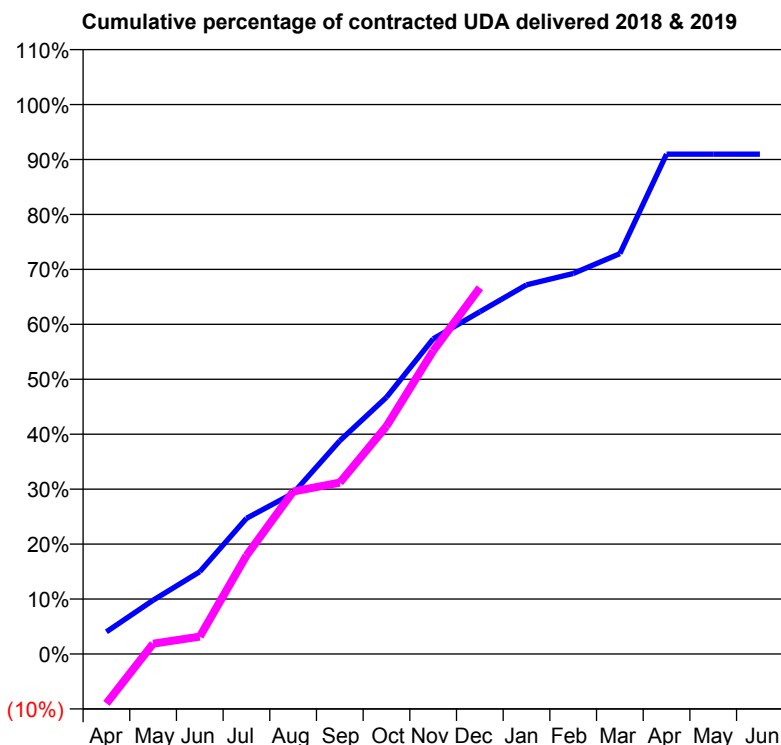
18/19 Contracted general activity (UDA)	3,350
Carry forward general activity (UDA)	302
18/19 Contracted orthodontic activity (UOA)	0
Carry forward orthodontic activity (UOA)	0
Baseline contract value	£77,384.53

ACCESS*

Patients seen in 24 months	Total	Change since previous quarter
Quarter ending December 2017	1,388	
Quarter ending March 2018	1,409	→
Quarter ending June 2018	1,464	↑
Quarter ending September 2018	1,517	↑
Quarter ending December 2018	1,672	↑
Variance since December 2017	20.5%	↑



ACTIVITY



Month	Adjusted Scheduled Activity (UDA)	
	2018	2019
April	135	-302
May	328	63
June	502	106
July	827	600
August	980	991
September	1,300	1,045
October	1,566	1,389
November	1,921	1,848
December	2,087	2,233
January	2,251	
February	2,320	
March	2,441	
April	3,047	
May	3,047	
June	3,047	

QUALITY

	Quantity	Base Number	Contract	AT	Region	England
% of FP17s for the same patient ID Re-attending within 3 months - Children	66	970	6.8%	9.6%	11.3%	11.8%
% of FP17s for the same patient ID Re-attending within 3 months - Adults	130	1,050	12.4%	13.9%	15.3%	15.6%
% of FP17s for the same patient ID Re-attending between 3 & 9 months - Children	565	970	58.2%	61.7%	61.1%	58.8%
% of FP17s for the same patient ID Re-attending between 3 & 9 months - Adults	481	1,050	45.8%	53.0%	52.4%	51.0%
% of FP17s for Band 1 Urgent Courses	122	1,675	7.3%	9.8%	9.5%	9.0%
% of FP17s Relating to Free Repair or Replacements	0	1,675	0.0%	0.6%	0.7%	0.8%
% of FP17s Relating to Continuations	3	1,675	0.2%	0.9%	0.8%	0.9%
% of Patients satisfied with the dentistry they have received	1	1	N/A	93.0%	93.1%	93.2%
% of Patients satisfied with the time they had to wait for an appointment	1	1	N/A	88.0%	87.8%	88.3%

* This is based on patients treated on this contract for their most recent course of treatment. Figures in italics indicate the base number of FP17s or Patient Questionnaire responses are less than 100. N/A is shown where the base number of responses is less than 10 during the period. % is calculated as Quantity/Base number*100

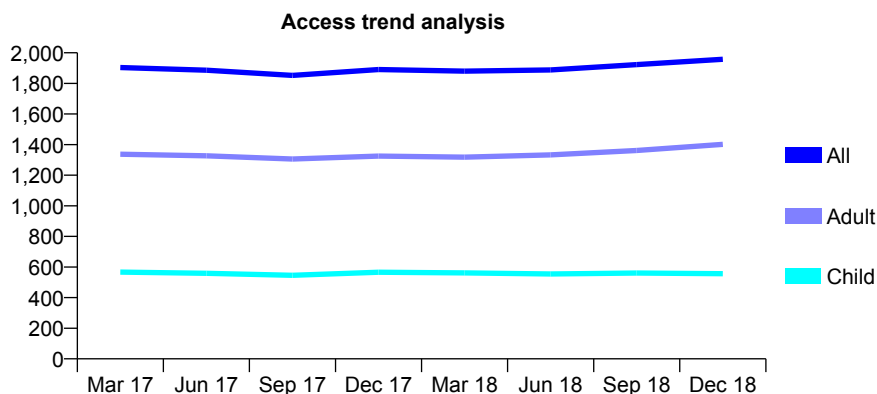
Q70 - Vital Signs At a Glance Contract Report for 253804/0001 - December 2018

Name or company name	MRS SC FENTON
Contract type name	GDS Contract
Purpose of contract	General
Contract start date	01/04/2006
Contract end date	

18/19 Contracted general activity (UDA)	6,500
Carry forward general activity (UDA)	183
18/19 Contracted orthodontic activity (UOA)	0
Carry forward orthodontic activity (UOA)	0
Baseline contract value	£156,516.95

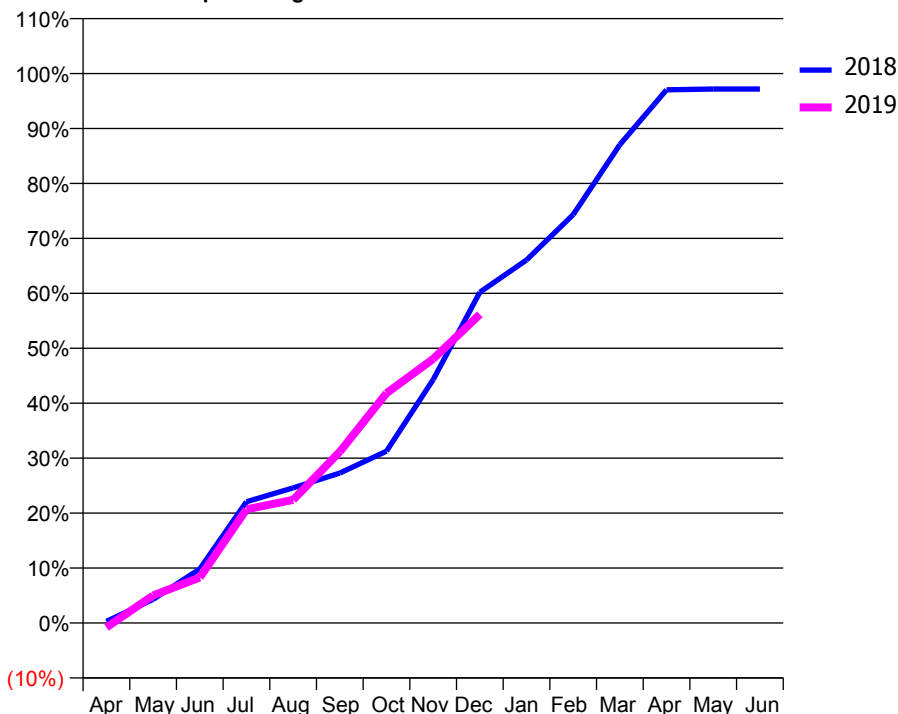
ACCESS*

Patients seen in 24 months	Total	Change since previous quarter
Quarter ending December 2017	1,891	
Quarter ending March 2018	1,880	→
Quarter ending June 2018	1,888	→
Quarter ending September 2018	1,923	→
Quarter ending December 2018	1,958	→
Variance since December 2017	3.5%	↑



ACTIVITY

Cumulative percentage of contracted UDA delivered 2018 & 2019



Month	Adjusted Scheduled Activity (UDA)	
	2018	2019
April	20	-52
May	281	326
June	640	539
July	1,434	1,344
August	1,599	1,457
September	1,773	2,026
October	2,032	2,718
November	2,879	3,124
December	3,912	3,650
January	4,294	
February	4,831	
March	5,659	
April	6,306	
May	6,316	
June	6,316	

QUALITY

	Quantity	Base Number	Contract	AT	Region	England
% of FP17s for the same patient ID Re-attending within 3 months - Children	40	666	6.0%	9.6%	11.3%	11.8%
% of FP17s for the same patient ID Re-attending within 3 months - Adults	288	1,708	16.9%	13.9%	15.3%	15.6%
% of FP17s for the same patient ID Re-attending between 3 & 9 months - Children	486	666	73.0%	61.7%	61.1%	58.8%
% of FP17s for the same patient ID Re-attending between 3 & 9 months - Adults	1,076	1,708	63.0%	53.0%	52.4%	51.0%
% of FP17s for Band 1 Urgent Courses	190	2,114	9.0%	9.8%	9.5%	9.0%
% of FP17s Relating to Free Repair or Replacements	26	2,114	1.2%	0.6%	0.7%	0.8%
% of FP17s Relating to Continuations	13	2,114	0.6%	0.9%	0.8%	0.9%
% of Patients satisfied with the dentistry they have received	1	1	N/A	93.0%	93.1%	93.2%
% of Patients satisfied with the time they had to wait for an appointment	1	1	N/A	88.0%	87.8%	88.3%

* This is based on patients treated on this contract for their most recent course of treatment. Figures in italics indicate the base number of FP17s or Patient Questionnaire responses are less than 100. N/A is shown where the base number of responses is less than 10 during the period. % is calculated as Quantity/Base number*100

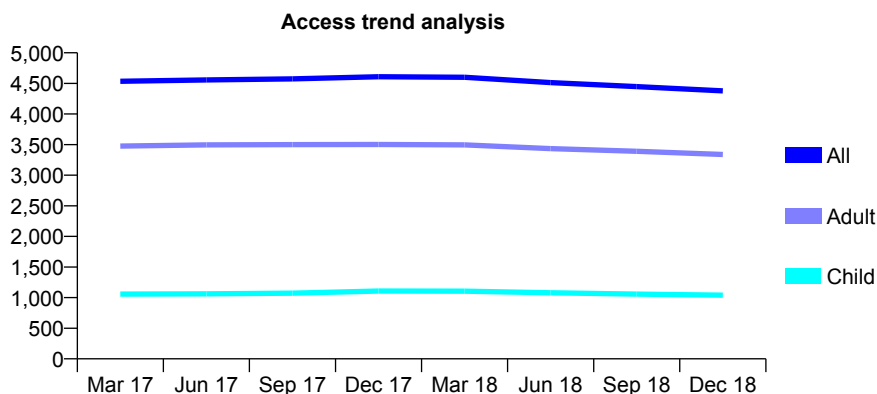
Q70 - Vital Signs At a Glance Contract Report for 256617/0002 - December 2018

Name or company name	MR NK TANK
Contract type name	GDS Contract
Purpose of contract	General
Contract start date	01/07/2006
Contract end date	

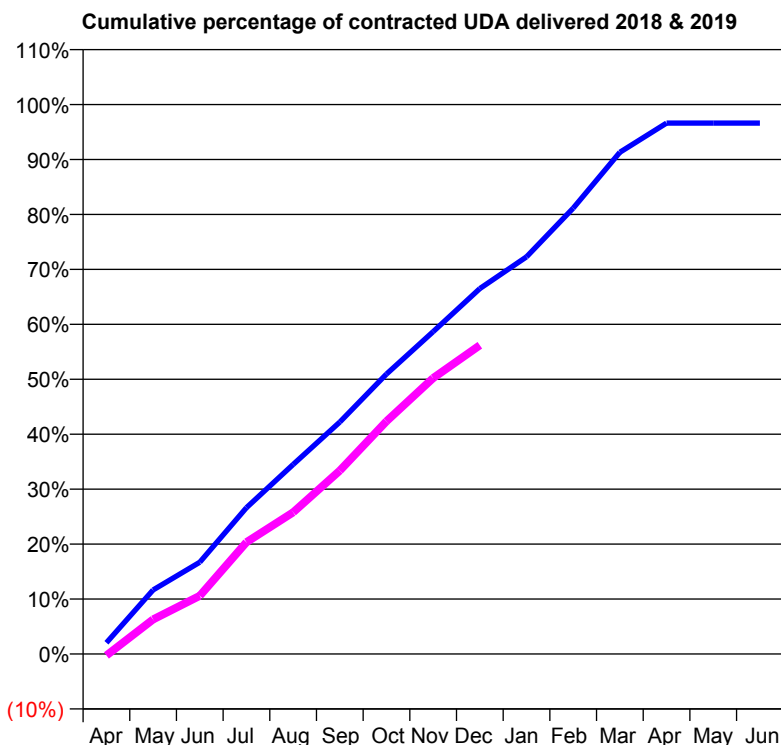
18/19 Contracted general activity (UDA)	12,500
Carry forward general activity (UDA)	421
18/19 Contracted orthodontic activity (UOA)	0
Carry forward orthodontic activity (UOA)	0
Baseline contract value	£359,138.13

ACCESS*

Patients seen in 24 months	Total	Change since previous quarter
Quarter ending December 2017	4,610	
Quarter ending March 2018	4,601	→
Quarter ending June 2018	4,514	↓
Quarter ending September 2018	4,448	↓
Quarter ending December 2018	4,379	↓
Variance since December 2017	(5.0%)	↓



ACTIVITY



Month	Adjusted Scheduled Activity (UDA)	
	2018	2019
April	255	-34
May	1,456	786
June	2,088	1,324
July	3,330	2,544
August	4,311	3,222
September	5,277	4,173
October	6,370	5,294
November	7,334	6,277
December	8,312	7,023
January	9,034	
February	10,141	
March	11,412	
April	12,077	
May	12,078	
June	12,079	

QUALITY

	Quantity	Base Number	Contract	AT	Region	England
% of FP17s for the same patient ID Re-attending within 3 months - Children	88	1,251	7.0%	9.6%	11.3%	11.8%
% of FP17s for the same patient ID Re-attending within 3 months - Adults	533	3,504	15.2%	13.9%	15.3%	15.6%
% of FP17s for the same patient ID Re-attending between 3 & 9 months - Children	852	1,251	68.1%	61.7%	61.1%	58.8%
% of FP17s for the same patient ID Re-attending between 3 & 9 months - Adults	1,882	3,504	53.7%	53.0%	52.4%	51.0%
% of FP17s for Band 1 Urgent Courses	522	4,484	11.6%	9.8%	9.5%	9.0%
% of FP17s Relating to Free Repair or Replacements	47	4,484	1.0%	0.6%	0.7%	0.8%
% of FP17s Relating to Continuations	19	4,484	0.4%	0.9%	0.8%	0.9%
% of Patients satisfied with the dentistry they have received	3	3	N/A	93.0%	93.1%	93.2%
% of Patients satisfied with the time they had to wait for an appointment	3	3	N/A	88.0%	87.8%	88.3%

* This is based on patients treated on this contract for their most recent course of treatment. Figures in italics indicate the base number of FP17s or Patient Questionnaire responses are less than 100. N/A is shown where the base number of responses is less than 10 during the period. % is calculated as Quantity/Base number*100

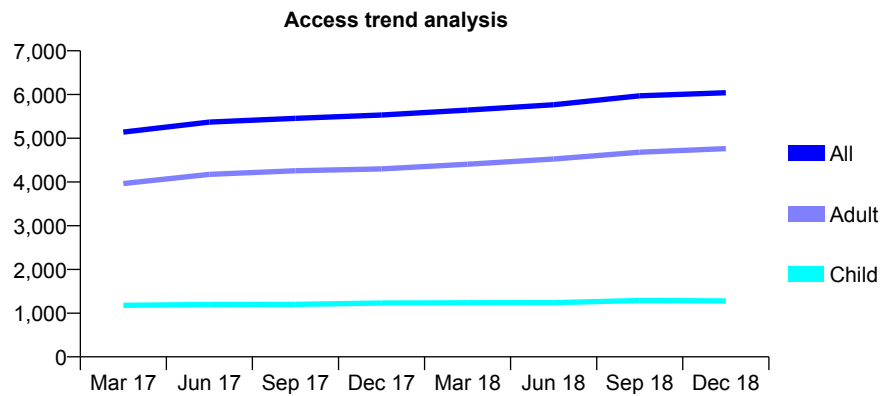
Q70 - Vital Signs At a Glance Contract Report for 258385/0001 - December 2018

Name or company name	MR PD WOODHOUSE
Contract type name	GDS Contract
Purpose of contract	General
Contract start date	01/04/2006
Contract end date	

18/19 Contracted general activity (UDA)	14,269
Carry forward general activity (UDA)	519
18/19 Contracted orthodontic activity (UOA)	0
Carry forward orthodontic activity (UOA)	0
Baseline contract value	£431,587.00

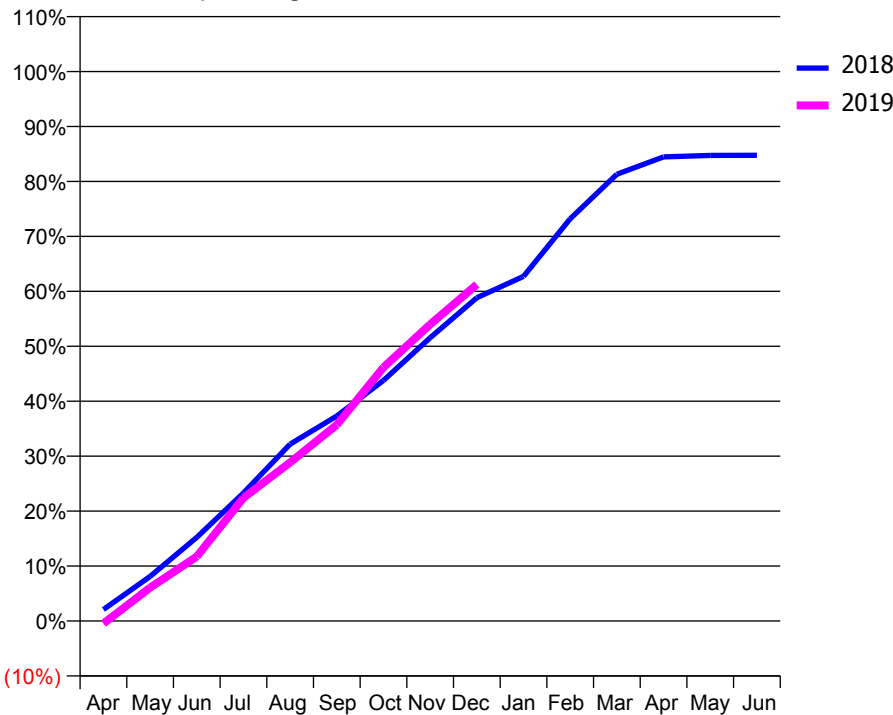
ACCESS*

Patients seen in 24 months	Total	Change since previous quarter
Quarter ending December 2017	5,530	
Quarter ending March 2018	5,644	↑
Quarter ending June 2018	5,766	↑
Quarter ending September 2018	5,970	↑
Quarter ending December 2018	6,041	→
Variance since December 2017	9.2%	↑



ACTIVITY

Cumulative percentage of contracted UDA delivered 2018 & 2019



Month	Adjusted Scheduled Activity (UDA)	
	2018	2019
April	301	-67
May	1,159	867
June	2,172	1,674
July	3,327	3,198
August	4,595	4,120
September	5,323	5,095
October	6,250	6,586
November	7,355	7,703
December	8,396	8,736
January	8,950	
February	10,445	
March	11,602	
April	12,053	
May	12,091	
June	12,094	

QUALITY

	Quantity	Base Number	Contract	AT	Region	England
% of FP17s for the same patient ID Re-attending within 3 months - Children	108	1,501	7.2%	9.6%	11.3%	11.8%
% of FP17s for the same patient ID Re-attending within 3 months - Adults	874	5,519	15.8%	13.9%	15.3%	15.6%
% of FP17s for the same patient ID Re-attending between 3 & 9 months - Children	892	1,501	59.4%	61.7%	61.1%	58.8%
% of FP17s for the same patient ID Re-attending between 3 & 9 months - Adults	3,014	5,519	54.6%	53.0%	52.4%	51.0%
% of FP17s for Band 1 Urgent Courses	815	5,209	15.6%	9.8%	9.5%	9.0%
% of FP17s Relating to Free Repair or Replacements	54	5,209	1.0%	0.6%	0.7%	0.8%
% of FP17s Relating to Continuations	73	5,209	1.4%	0.9%	0.8%	0.9%
% of Patients satisfied with the dentistry they have received	4	4	N/A	93.0%	93.1%	93.2%
% of Patients satisfied with the time they had to wait for an appointment	2	4	N/A	88.0%	87.8%	88.3%

* This is based on patients treated on this contract for their most recent course of treatment. Figures in italics indicate the base number of FP17s or Patient Questionnaire responses are less than 100. N/A is shown where the base number of responses is less than 10 during the period. % is calculated as Quantity/Base number*100

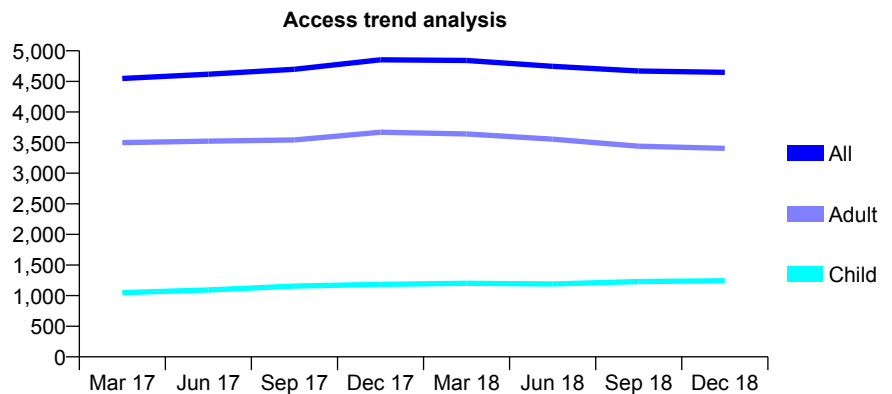
Q70 - Vital Signs At a Glance Contract Report for 262471/0001 - December 2018

Name or company name	MR B ANSARI
Contract type name	GDS Contract
Purpose of contract	General
Contract start date	01/04/2006
Contract end date	

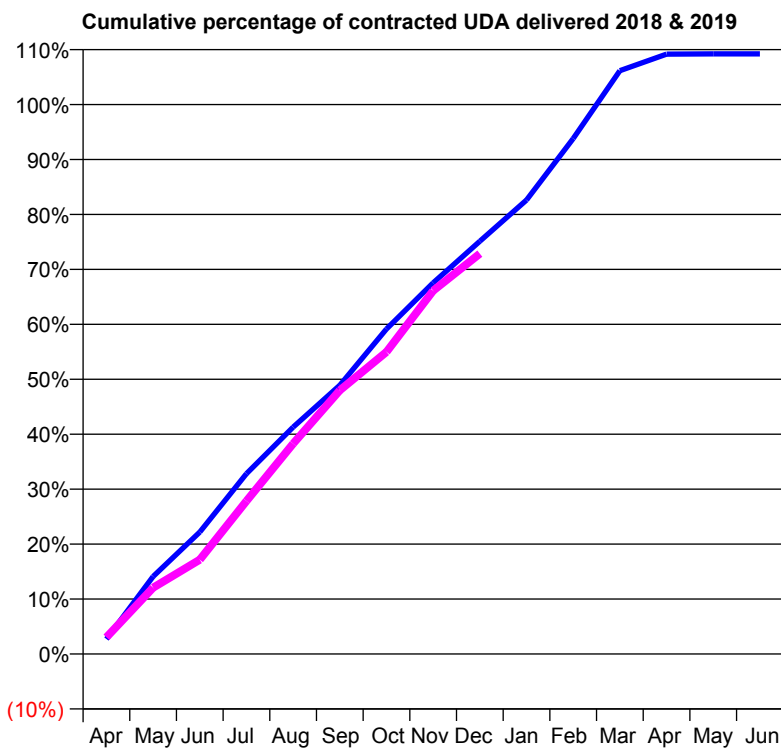
18/19 Contracted general activity (UDA)	14,743
Carry forward general activity (UDA)	0
18/19 Contracted orthodontic activity (UOA)	0
Carry forward orthodontic activity (UOA)	0
Baseline contract value	£371,654.70

ACCESS*

Patients seen in 24 months	Total	Change since previous quarter
Quarter ending December 2017	4,854	
Quarter ending March 2018	4,843	→
Quarter ending June 2018	4,747	↓
Quarter ending September 2018	4,671	↓
Quarter ending December 2018	4,648	→
Variance since December 2017	(4.2%)	↓



ACTIVITY



Month	Adjusted Scheduled Activity (UDA)	
	2018	2019
April	402	448
May	2,079	1,779
June	3,271	2,532
July	4,838	4,104
August	6,087	5,644
September	7,210	7,074
October	8,720	8,106
November	9,957	9,747
December	11,075	10,742
January	12,179	
February	13,829	
March	15,652	
April	16,095	
May	16,102	
June	16,100	

QUALITY

	Quantity	Base Number	Contract	AT	Region	England
% of FP17s for the same patient ID Re-attending within 3 months - Children	149	1,217	12.2%	9.6%	11.3%	11.8%
% of FP17s for the same patient ID Re-attending within 3 months - Adults	410	2,625	15.6%	13.9%	15.3%	15.6%
% of FP17s for the same patient ID Re-attending between 3 & 9 months - Children	681	1,217	56.0%	61.7%	61.1%	58.8%
% of FP17s for the same patient ID Re-attending between 3 & 9 months - Adults	1,219	2,625	46.4%	53.0%	52.4%	51.0%
% of FP17s for Band 1 Urgent Courses	478	3,677	13.0%	9.8%	9.5%	9.0%
% of FP17s Relating to Free Repair or Replacements	19	3,677	0.5%	0.6%	0.7%	0.8%
% of FP17s Relating to Continuations	27	3,677	0.7%	0.9%	0.8%	0.9%
% of Patients satisfied with the dentistry they have received	2	2	N/A	93.0%	93.1%	93.2%
% of Patients satisfied with the time they had to wait for an appointment	0	2	N/A	88.0%	87.8%	88.3%

* This is based on patients treated on this contract for their most recent course of treatment. Figures in italics indicate the base number of FP17s or Patient Questionnaire responses are less than 100. N/A is shown where the base number of responses is less than 10 during the period. % is calculated as Quantity/Base number*100

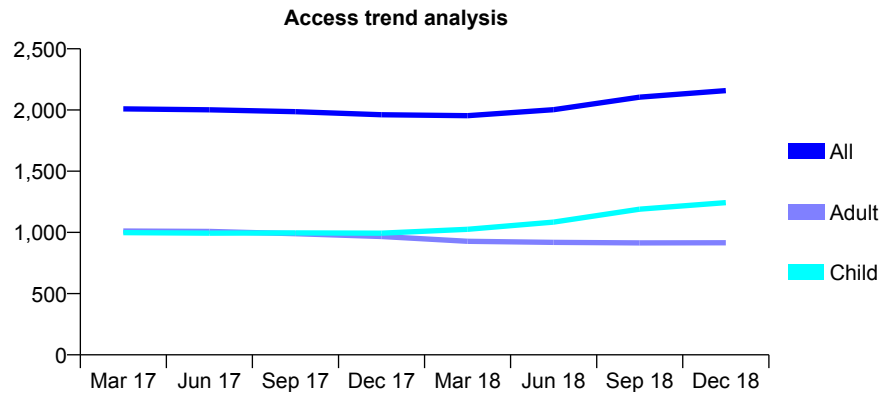
Q70 - Vital Signs At a Glance Contract Report for 263338/0001 - December 2018

Name or company name	MR GS WILBY-LOPEZ
Contract type name	GDS Contract
Purpose of contract	General
Contract start date	29/09/2006
Contract end date	

18/19 Contracted general activity (UDA)	5,000
Carry forward general activity (UDA)	0
18/19 Contracted orthodontic activity (UOA)	0
Carry forward orthodontic activity (UOA)	0
Baseline contract value	£123,247.07

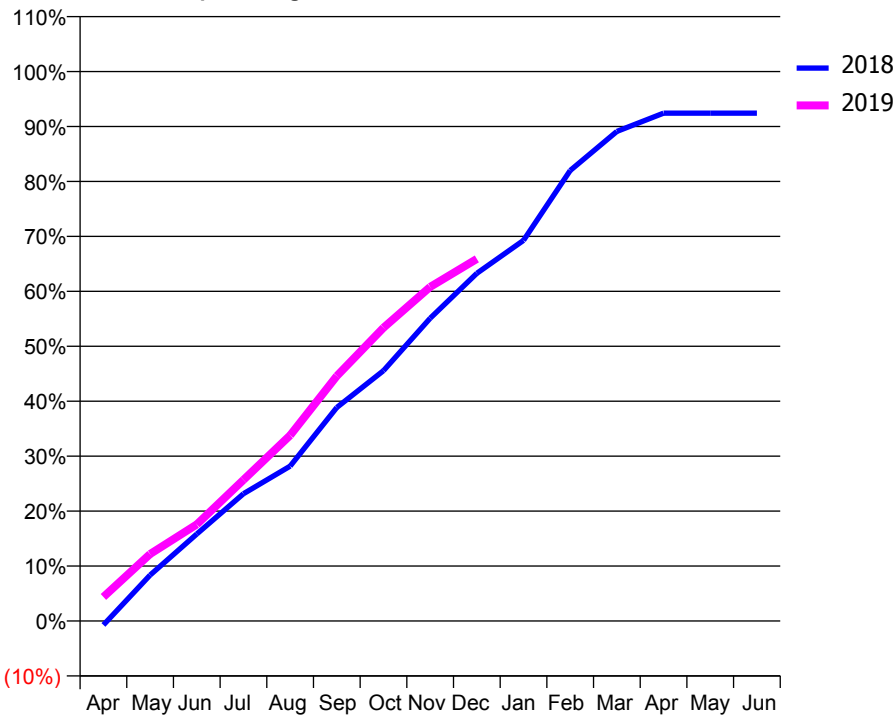
ACCESS*

Patients seen in 24 months	Total	Change since previous quarter
Quarter ending December 2017	1,961	
Quarter ending March 2018	1,954	→
Quarter ending June 2018	2,003	↑
Quarter ending September 2018	2,105	↑
Quarter ending December 2018	2,159	↑
Variance since December 2017	10.1%	↑



ACTIVITY

Cumulative percentage of contracted UDA delivered 2018 & 2019



Month	Adjusted Scheduled Activity (UDA)	
	2018	2019
April	-37	219
May	418	610
June	791	879
July	1,158	1,285
August	1,409	1,690
September	1,943	2,230
October	2,278	2,668
November	2,755	3,041
December	3,164	3,295
January	3,463	
February	4,099	
March	4,455	
April	4,621	
May	4,621	
June	4,622	

QUALITY

	Quantity	Base Number	Contract	AT	Region	England
% of FP17s for the same patient ID Re-attending within 3 months - Children	83	1,467	5.7%	9.6%	11.3%	11.8%
% of FP17s for the same patient ID Re-attending within 3 months - Adults	142	968	14.7%	13.9%	15.3%	15.6%
% of FP17s for the same patient ID Re-attending between 3 & 9 months - Children	866	1,467	59.0%	61.7%	61.1%	58.8%
% of FP17s for the same patient ID Re-attending between 3 & 9 months - Adults	661	968	68.3%	53.0%	52.4%	51.0%
% of FP17s for Band 1 Urgent Courses	142	2,333	6.1%	9.8%	9.5%	9.0%
% of FP17s Relating to Free Repair or Replacements	6	2,333	0.3%	0.6%	0.7%	0.8%
% of FP17s Relating to Continuations	33	2,333	1.4%	0.9%	0.8%	0.9%
% of Patients satisfied with the dentistry they have received	4	5	N/A	93.0%	93.1%	93.2%
% of Patients satisfied with the time they had to wait for an appointment	4	5	N/A	88.0%	87.8%	88.3%

* This is based on patients treated on this contract for their most recent course of treatment. Figures in italics indicate the base number of FP17s or Patient Questionnaire responses are less than 100. N/A is shown where the base number of responses is less than 10 during the period. % is calculated as Quantity/Base number*100

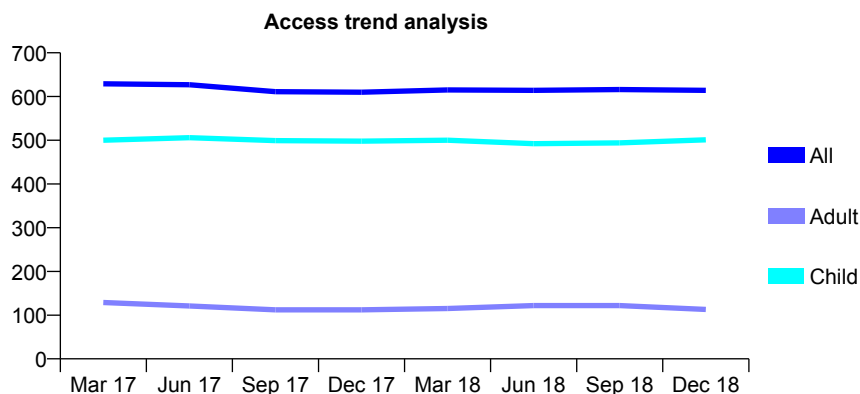
Q70 - Vital Signs At a Glance Contract Report for 305154/0001 - December 2018

Name or company name	MR PD KENNY
Contract type name	GDS Contract
Purpose of contract	General
Contract start date	01/04/2006
Contract end date	

18/19 Contracted general activity (UDA)	1,350
Carry forward general activity (UDA)	0
18/19 Contracted orthodontic activity (UOA)	0
Carry forward orthodontic activity (UOA)	0
Baseline contract value	£29,428.96

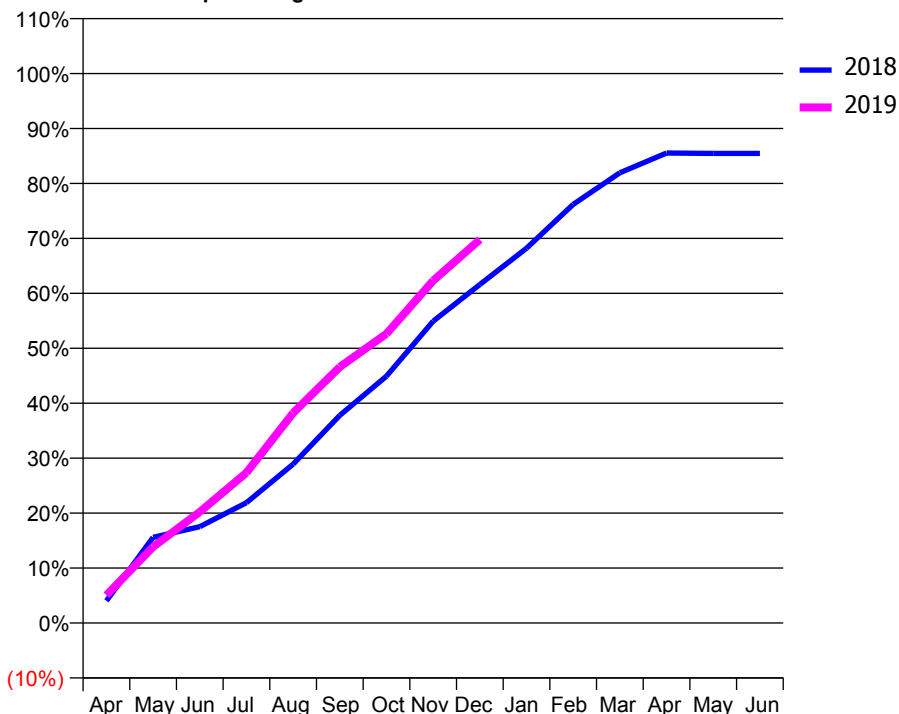
ACCESS*

Patients seen in 24 months	Total	Change since previous quarter
Quarter ending December 2017	610	
Quarter ending March 2018	615	→
Quarter ending June 2018	614	→
Quarter ending September 2018	616	→
Quarter ending December 2018	614	→
Variance since December 2017	0.7%	→



ACTIVITY

Cumulative percentage of contracted UDA delivered 2018 & 2019



Month	Adjusted Scheduled Activity (UDA)	
	2018	2019
April	54	68
May	210	187
June	237	273
July	296	369
August	390	516
September	510	629
October	607	711
November	742	841
December	832	942
January	921	
February	1,029	
March	1,106	
April	1,155	
May	1,154	
June	1,154	

QUALITY

	Quantity	Base Number	Contract	AT	Region	England
% of FP17s for the same patient ID Re-attending within 3 months - Children	44	692	6.4%	9.6%	11.3%	11.8%
% of FP17s for the same patient ID Re-attending within 3 months - Adults	4	84	4.8%	13.9%	15.3%	15.6%
% of FP17s for the same patient ID Re-attending between 3 & 9 months - Children	535	692	77.3%	61.7%	61.1%	58.8%
% of FP17s for the same patient ID Re-attending between 3 & 9 months - Adults	49	84	58.3%	53.0%	52.4%	51.0%
% of FP17s for Band 1 Urgent Courses	20	737	2.7%	9.8%	9.5%	9.0%
% of FP17s Relating to Free Repair or Replacements	0	737	0.0%	0.6%	0.7%	0.8%
% of FP17s Relating to Continuations	0	737	0.0%	0.9%	0.8%	0.9%
% of Patients satisfied with the dentistry they have received	0	0	N/A	93.0%	93.1%	93.2%
% of Patients satisfied with the time they had to wait for an appointment	0	0	N/A	88.0%	87.8%	88.3%

* This is based on patients treated on this contract for their most recent course of treatment. Figures in italics indicate the base number of FP17s or Patient Questionnaire responses are less than 100. N/A is shown where the base number of responses is less than 10 during the period. % is calculated as Quantity/Base number*100

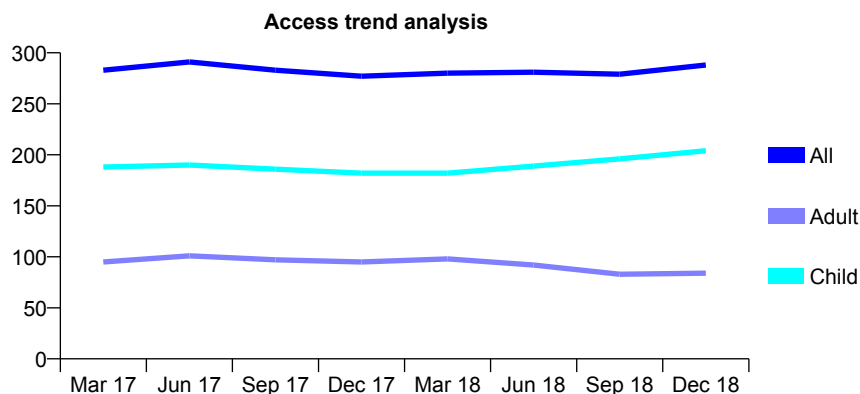
Q70 - Vital Signs At a Glance Contract Report for 305650/0001 - December 2018

Name or company name	Homemill Dental Surgery
Contract type name	GDS Contract
Purpose of contract	General
Contract start date	01/10/2012
Contract end date	

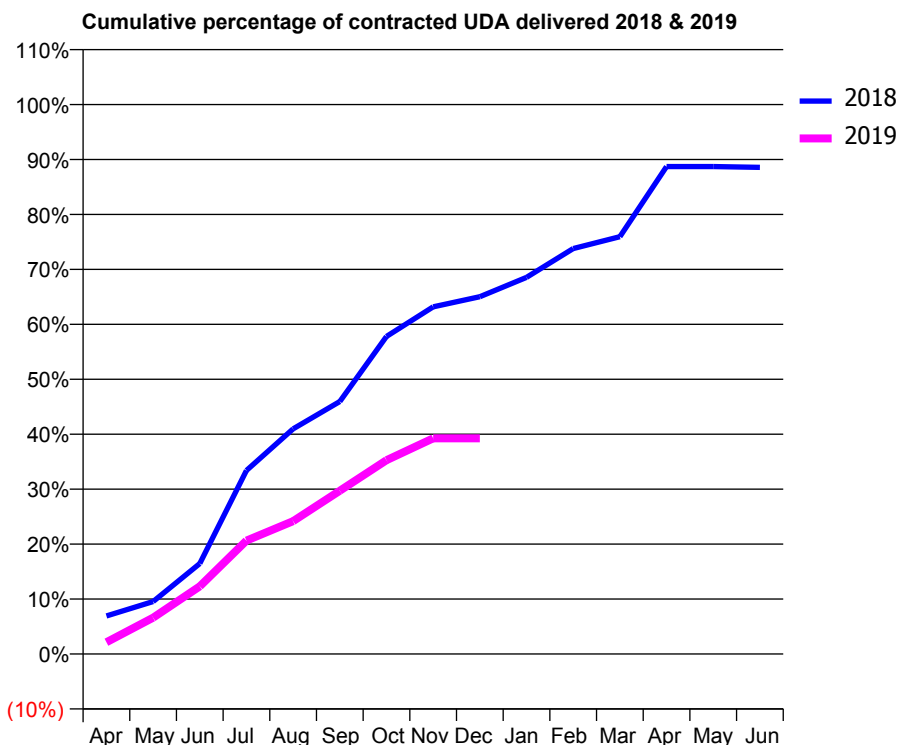
18/19 Contracted general activity (UDA)	650
Carry forward general activity (UDA)	0
18/19 Contracted orthodontic activity (UOA)	0
Carry forward orthodontic activity (UOA)	0
Baseline contract value	£15,503.45

ACCESS*

Patients seen in 24 months	Total	Change since previous quarter
Quarter ending December 2017	277	
Quarter ending March 2018	280	→
Quarter ending June 2018	281	→
Quarter ending September 2018	279	→
Quarter ending December 2018	288	↑
Variance since December 2017	4.0%	↑



ACTIVITY



Month	Adjusted Scheduled Activity (UDA)	
	2018	2019
April	45	14
May	62	43
June	107	80
July	217	134
August	266	157
September	299	193
October	376	229
November	411	255
December	423	255
January	446	
February	480	
March	494	
April	577	
May	577	
June	576	

QUALITY

	Quantity	Base Number	Contract	AT	Region	England
% of FP17s for the same patient ID Re-attending within 3 months - Children	10	206	4.9%	9.6%	11.3%	11.8%
% of FP17s for the same patient ID Re-attending within 3 months - Adults	0	25	0.0%	13.9%	15.3%	15.6%
% of FP17s for the same patient ID Re-attending between 3 & 9 months - Children	91	206	44.2%	61.7%	61.1%	58.8%
% of FP17s for the same patient ID Re-attending between 3 & 9 months - Adults	17	25	68.0%	53.0%	52.4%	51.0%
% of FP17s for Band 1 Urgent Courses	1	165	0.6%	9.8%	9.5%	9.0%
% of FP17s Relating to Free Repair or Replacements	0	165	0.0%	0.6%	0.7%	0.8%
% of FP17s Relating to Continuations	2	165	1.2%	0.9%	0.8%	0.9%
% of Patients satisfied with the dentistry they have received	0	0	N/A	93.0%	93.1%	93.2%
% of Patients satisfied with the time they had to wait for an appointment	0	0	N/A	88.0%	87.8%	88.3%

* This is based on patients treated on this contract for their most recent course of treatment. Figures in italics indicate the base number of FP17s or Patient Questionnaire responses are less than 100. N/A is shown where the base number of responses is less than 10 during the period. % is calculated as Quantity/Base number*100

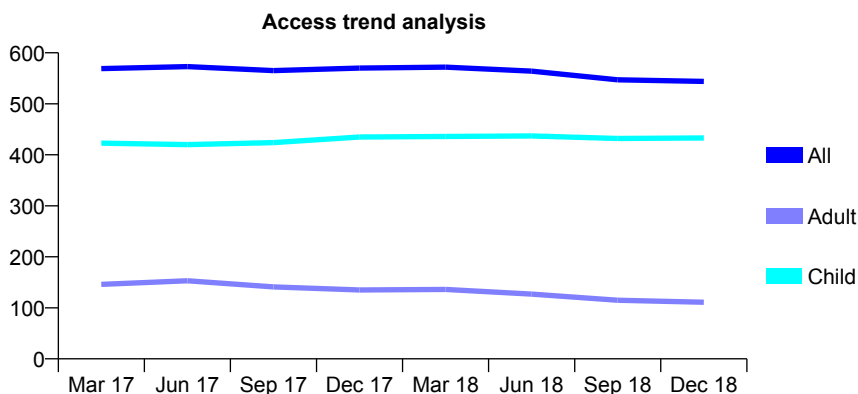
Q70 - Vital Signs At a Glance Contract Report for 307181/0001 - December 2018

Name or company name	Dr Samit Chitre
Contract type name	GDS Contract
Purpose of contract	General
Contract start date	01/04/2006
Contract end date	

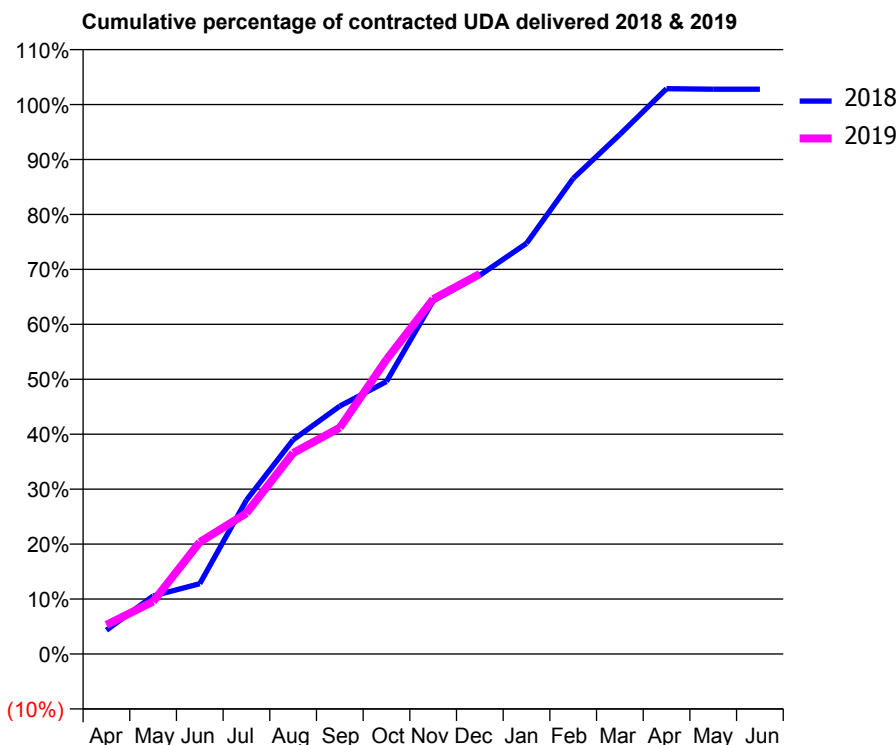
18/19 Contracted general activity (UDA)	1,000
Carry forward general activity (UDA)	0
18/19 Contracted orthodontic activity (UOA)	0
Carry forward orthodontic activity (UOA)	0
Baseline contract value	£23,398.31

ACCESS*

Patients seen in 24 months	Total	Change since previous quarter
Quarter ending December 2017	570	
Quarter ending March 2018	572	→
Quarter ending June 2018	564	↓
Quarter ending September 2018	547	↓
Quarter ending December 2018	544	→
Variance since December 2017	(4.6%)	↓



ACTIVITY



Month	Adjusted Scheduled Activity (UDA)	
	2018	2019
April	43	53
May	106	95
June	128	204
July	280	256
August	390	366
September	451	412
October	496	536
November	643	646
December	689	692
January	747	
February	866	
March	946	
April	1,029	
May	1,028	
June	1,028	

QUALITY

	Quantity	Base Number	Contract	AT	Region	England
% of FP17s for the same patient ID Re-attending within 3 months - Children	35	560	6.3%	9.6%	11.3%	11.8%
% of FP17s for the same patient ID Re-attending within 3 months - Adults	1	59	1.7%	13.9%	15.3%	15.6%
% of FP17s for the same patient ID Re-attending between 3 & 9 months - Children	387	560	69.1%	61.7%	61.1%	58.8%
% of FP17s for the same patient ID Re-attending between 3 & 9 months - Adults	39	59	66.1%	53.0%	52.4%	51.0%
% of FP17s for Band 1 Urgent Courses	24	562	4.3%	9.8%	9.5%	9.0%
% of FP17s Relating to Free Repair or Replacements	1	562	0.2%	0.6%	0.7%	0.8%
% of FP17s Relating to Continuations	3	562	0.5%	0.9%	0.8%	0.9%
% of Patients satisfied with the dentistry they have received	0	0	N/A	93.0%	93.1%	93.2%
% of Patients satisfied with the time they had to wait for an appointment	0	0	N/A	88.0%	87.8%	88.3%

* This is based on patients treated on this contract for their most recent course of treatment. Figures in italics indicate the base number of FP17s or Patient Questionnaire responses are less than 100. N/A is shown where the base number of responses is less than 10 during the period. % is calculated as Quantity/Base number*100

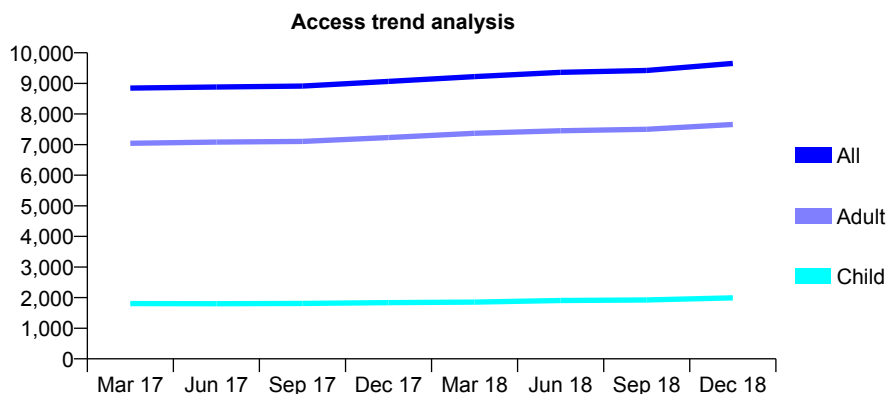
Q70 - Vital Signs At a Glance Contract Report for 321532/0001 - December 2018

Name or company name	Maple House Dental Practice
Contract type name	GDS Contract
Purpose of contract	General
Contract start date	01/04/2006
Contract end date	

18/19 Contracted general activity (UDA)	25,659
Carry forward general activity (UDA)	523
18/19 Contracted orthodontic activity (UOA)	0
Carry forward orthodontic activity (UOA)	0
Baseline contract value	£576,940.79

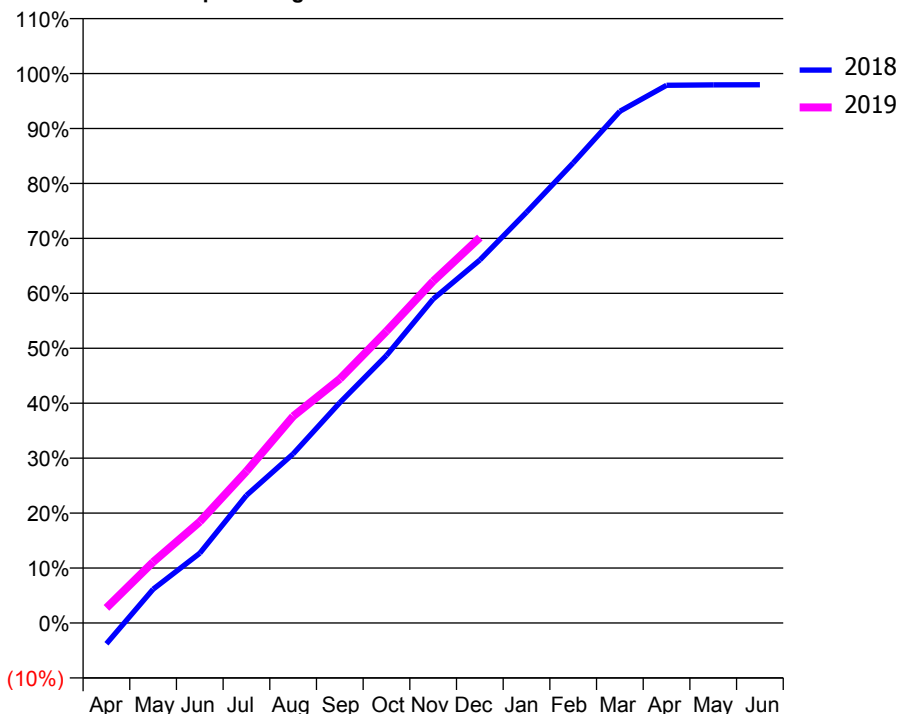
ACCESS*

Patients seen in 24 months	Total	Change since previous quarter
Quarter ending December 2017	9,067	
Quarter ending March 2018	9,224	→
Quarter ending June 2018	9,360	→
Quarter ending September 2018	9,424	→
Quarter ending December 2018	9,653	↑
Variance since December 2017	6.5%	↑



ACTIVITY

Cumulative percentage of contracted UDA delivered 2018 & 2019



Month	Adjusted Scheduled Activity (UDA)	
	2018	2019
April	-976	706
May	1,577	2,850
June	3,262	4,727
July	5,961	7,086
August	7,897	9,656
September	10,289	11,400
October	12,494	13,626
November	15,128	15,960
December	16,950	18,000
January	19,179	
February	21,484	
March	23,896	
April	25,108	
May	25,125	
June	25,135	

QUALITY

	Quantity	Base Number	Contract	AT	Region	England
% of FP17s for the same patient ID Re-attending within 3 months - Children	101	2,352	4.3%	9.6%	11.3%	11.8%
% of FP17s for the same patient ID Re-attending within 3 months - Adults	1,034	9,107	11.4%	13.9%	15.3%	15.6%
% of FP17s for the same patient ID Re-attending between 3 & 9 months - Children	1,524	2,352	64.8%	61.7%	61.1%	58.8%
% of FP17s for the same patient ID Re-attending between 3 & 9 months - Adults	6,078	9,107	66.7%	53.0%	52.4%	51.0%
% of FP17s for Band 1 Urgent Courses	603	10,077	6.0%	9.8%	9.5%	9.0%
% of FP17s Relating to Free Repair or Replacements	91	10,077	0.9%	0.6%	0.7%	0.8%
% of FP17s Relating to Continuations	137	10,077	1.4%	0.9%	0.8%	0.9%
% of Patients satisfied with the dentistry they have received	4	5	N/A	93.0%	93.1%	93.2%
% of Patients satisfied with the time they had to wait for an appointment	5	5	N/A	88.0%	87.8%	88.3%

* This is based on patients treated on this contract for their most recent course of treatment. Figures in italics indicate the base number of FP17s or Patient Questionnaire responses are less than 100. N/A is shown where the base number of responses is less than 10 during the period. % is calculated as Quantity/Base number*100

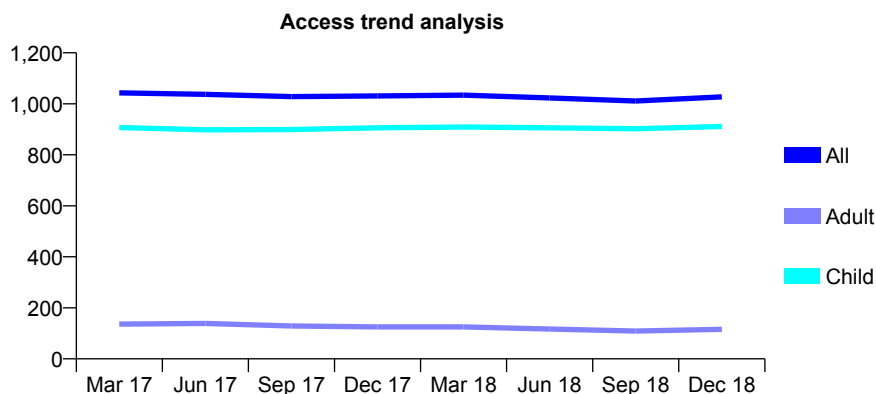
Q70 - Vital Signs At a Glance Contract Report for 321788/0001 - December 2018

Name or company name	MR GH MORRIS
Contract type name	GDS Contract
Purpose of contract	General
Contract start date	01/04/2006
Contract end date	

18/19 Contracted general activity (UDA)	2,150
Carry forward general activity (UDA)	0
18/19 Contracted orthodontic activity (UOA)	0
Carry forward orthodontic activity (UOA)	0
Baseline contract value	£53,340.67

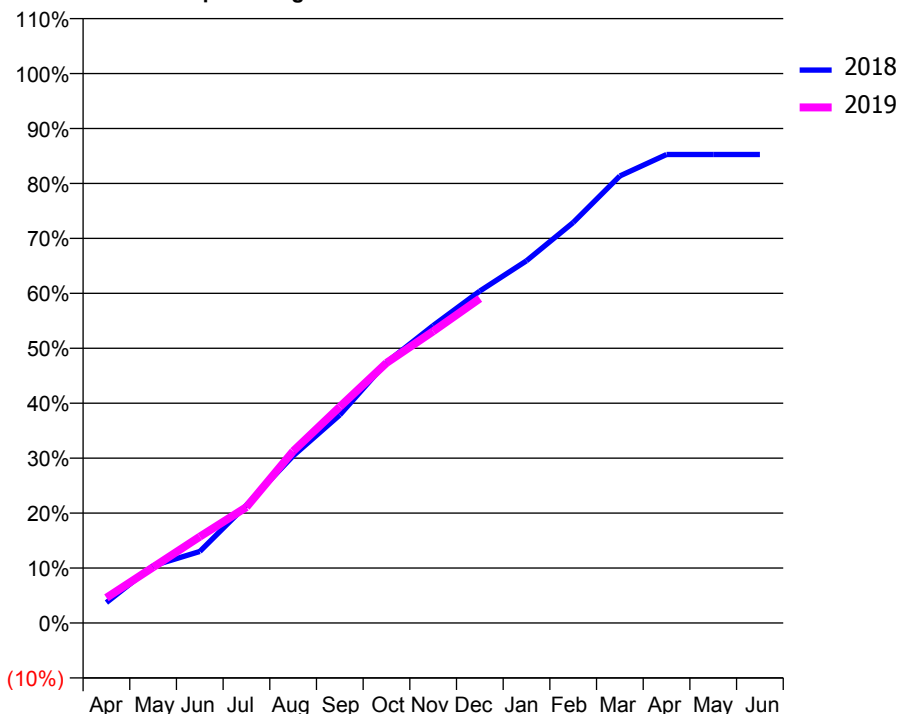
ACCESS*

Patients seen in 24 months	Total	Change since previous quarter
Quarter ending December 2017	1,031	
Quarter ending March 2018	1,034	→
Quarter ending June 2018	1,023	↓
Quarter ending September 2018	1,011	↓
Quarter ending December 2018	1,027	→
Variance since December 2017	(0.4%)	→



ACTIVITY

Cumulative percentage of contracted UDA delivered 2018 & 2019



Month	Adjusted Scheduled Activity (UDA)	
	2018	2019
April	80	99
May	224	218
June	280	338
July	462	454
August	654	672
September	814	846
October	1,020	1,018
November	1,164	1,141
December	1,299	1,270
January	1,417	
February	1,567	
March	1,749	
April	1,833	
May	1,833	
June	1,833	

QUALITY

	Quantity	Base Number	Contract	AT	Region	England
% of FP17s for the same patient ID Re-attending within 3 months - Children	60	1,034	5.8%	9.6%	11.3%	11.8%
% of FP17s for the same patient ID Re-attending within 3 months - Adults	3	42	7.1%	13.9%	15.3%	15.6%
% of FP17s for the same patient ID Re-attending between 3 & 9 months - Children	652	1,034	63.1%	61.7%	61.1%	58.8%
% of FP17s for the same patient ID Re-attending between 3 & 9 months - Adults	24	42	57.1%	53.0%	52.4%	51.0%
% of FP17s for Band 1 Urgent Courses	43	1,011	4.3%	9.8%	9.5%	9.0%
% of FP17s Relating to Free Repair or Replacements	0	1,011	0.0%	0.6%	0.7%	0.8%
% of FP17s Relating to Continuations	0	1,011	0.0%	0.9%	0.8%	0.9%
% of Patients satisfied with the dentistry they have received	0	0	N/A	93.0%	93.1%	93.2%
% of Patients satisfied with the time they had to wait for an appointment	0	0	N/A	88.0%	87.8%	88.3%

* This is based on patients treated on this contract for their most recent course of treatment. Figures in italics indicate the base number of FP17s or Patient Questionnaire responses are less than 100. N/A is shown where the base number of responses is less than 10 during the period. % is calculated as Quantity/Base number*100

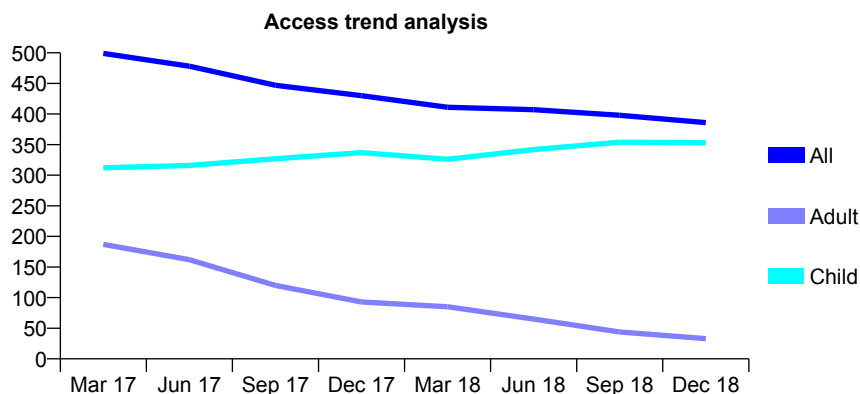
Q70 - Vital Signs At a Glance Contract Report for 321974/0001 - December 2018

Name or company name	MR AE INMAN
Contract type name	GDS Contract
Purpose of contract	General
Contract start date	01/04/2006
Contract end date	

18/19 Contracted general activity (UDA)	782
Carry forward general activity (UDA)	0
18/19 Contracted orthodontic activity (UOA)	0
Carry forward orthodontic activity (UOA)	0
Baseline contract value	£19,950.86

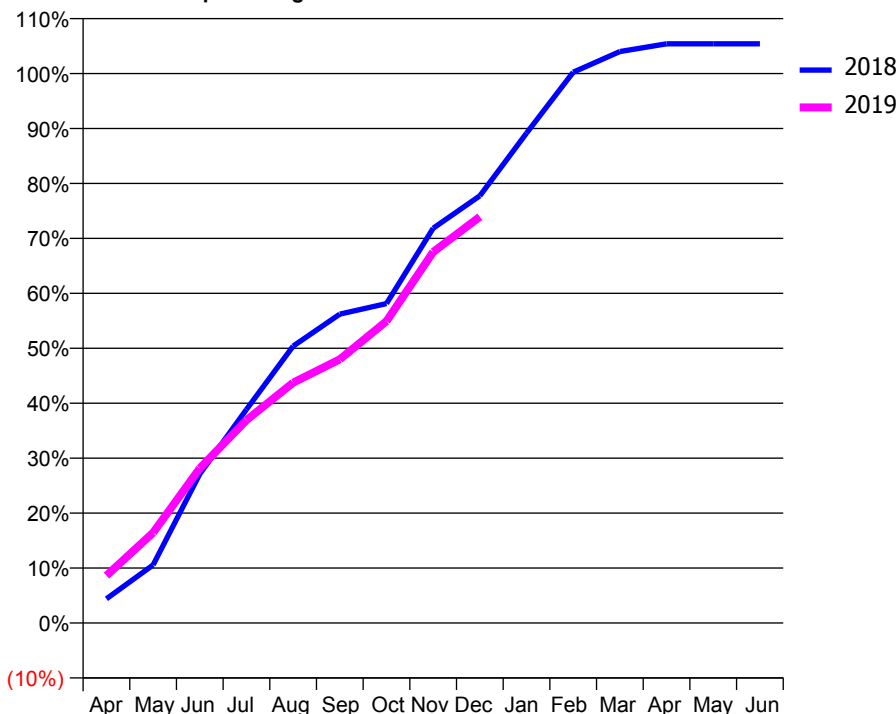
ACCESS*

Patients seen in 24 months	Total	Change since previous quarter
Quarter ending December 2017	430	
Quarter ending March 2018	411	↓
Quarter ending June 2018	407	→
Quarter ending September 2018	398	↓
Quarter ending December 2018	386	↓
Variance since December 2017	(10.2%)	↓



ACTIVITY

Cumulative percentage of contracted UDA delivered 2018 & 2019



Month	Adjusted Scheduled Activity (UDA)	
	2018	2019
April	34	67
May	83	129
June	212	220
July	304	289
August	394	342
September	440	375
October	455	430
November	562	528
December	608	578
January	697	
February	784	
March	813	
April	824	
May	824	
June	824	

QUALITY

	Quantity	Base Number	Contract	AT	Region	England
% of FP17s for the same patient ID Re-attending within 3 months - Children	24	469	5.1%	9.6%	11.3%	11.8%
% of FP17s for the same patient ID Re-attending within 3 months - Adults	1	1	100.0%	13.9%	15.3%	15.6%
% of FP17s for the same patient ID Re-attending between 3 & 9 months - Children	328	469	69.9%	61.7%	61.1%	58.8%
% of FP17s for the same patient ID Re-attending between 3 & 9 months - Adults	0	1	0.0%	53.0%	52.4%	51.0%
% of FP17s for Band 1 Urgent Courses	16	465	3.4%	9.8%	9.5%	9.0%
% of FP17s Relating to Free Repair or Replacements	0	465	0.0%	0.6%	0.7%	0.8%
% of FP17s Relating to Continuations	2	465	0.4%	0.9%	0.8%	0.9%
% of Patients satisfied with the dentistry they have received	0	0	N/A	93.0%	93.1%	93.2%
% of Patients satisfied with the time they had to wait for an appointment	0	0	N/A	88.0%	87.8%	88.3%

* This is based on patients treated on this contract for their most recent course of treatment. Figures in italics indicate the base number of FP17s or Patient Questionnaire responses are less than 100. N/A is shown where the base number of responses is less than 10 during the period. % is calculated as Quantity/Base number*100

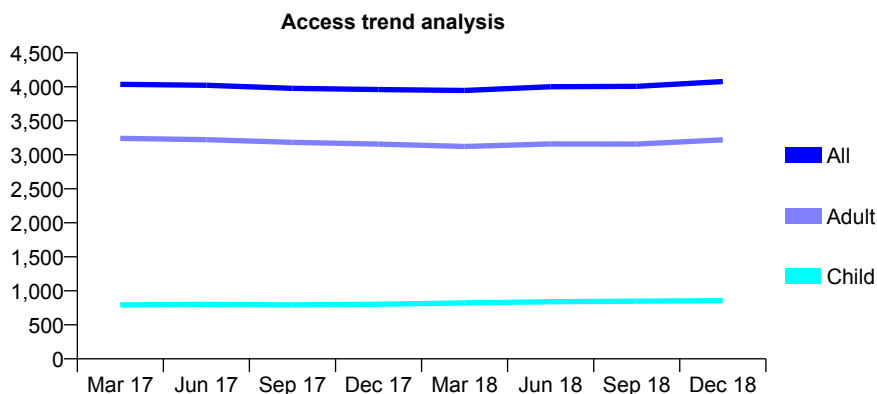
Q70 - Vital Signs At a Glance Contract Report for 323551/0001 - December 2018

Name or company name	Thistledene Dental Practice
Contract type name	GDS Contract
Purpose of contract	General
Contract start date	01/04/2006
Contract end date	

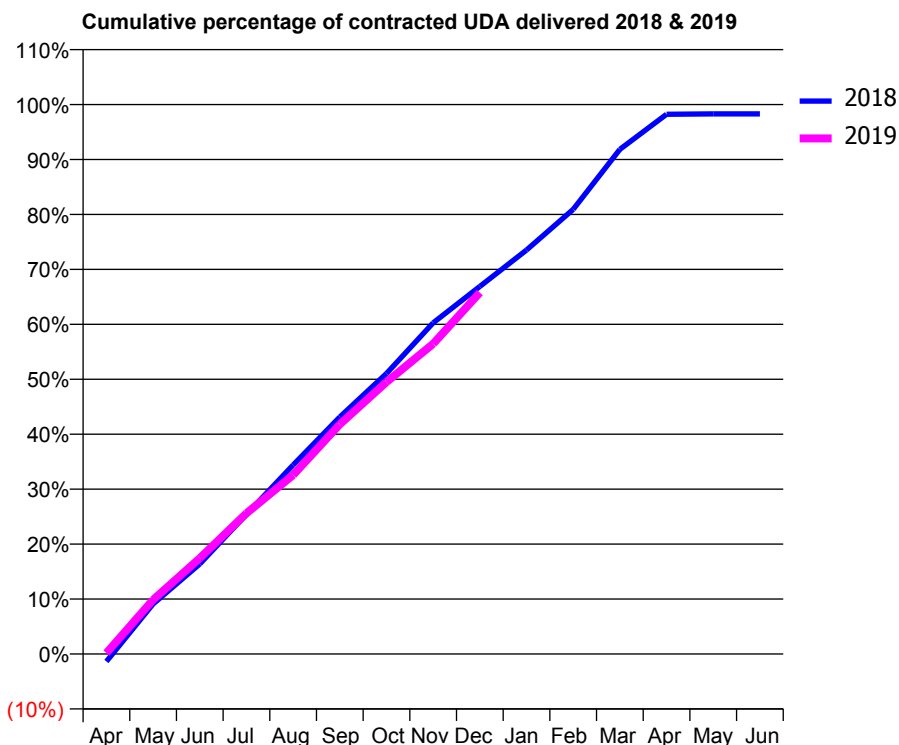
18/19 Contracted general activity (UDA)	14,000
Carry forward general activity (UDA)	238
18/19 Contracted orthodontic activity (UOA)	0
Carry forward orthodontic activity (UOA)	0
Baseline contract value	£363,687.10

ACCESS*

Patients seen in 24 months	Total	Change since previous quarter
Quarter ending December 2017	3,960	
Quarter ending March 2018	3,946	→
Quarter ending June 2018	4,000	→
Quarter ending September 2018	4,006	→
Quarter ending December 2018	4,077	→
Variance since December 2017	3.0%	↑



ACTIVITY



Month	Adjusted Scheduled Activity (UDA)	
	2018	2019
April	-193	25
May	1,277	1,380
June	2,296	2,441
July	3,559	3,586
August	4,814	4,560
September	6,039	5,853
October	7,146	6,928
November	8,436	7,905
December	9,366	9,209
January	10,293	
February	11,329	
March	12,859	
April	13,751	
May	13,762	
June	13,762	

QUALITY

	Quantity	Base Number	Contract	AT	Region	England
% of FP17s for the same patient ID Re-attending within 3 months - Children	40	972	4.1%	9.6%	11.3%	11.8%
% of FP17s for the same patient ID Re-attending within 3 months - Adults	505	3,752	13.5%	13.9%	15.3%	15.6%
% of FP17s for the same patient ID Re-attending between 3 & 9 months - Children	683	972	70.3%	61.7%	61.1%	58.8%
% of FP17s for the same patient ID Re-attending between 3 & 9 months - Adults	2,530	3,752	67.4%	53.0%	52.4%	51.0%
% of FP17s for Band 1 Urgent Courses	163	4,372	3.7%	9.8%	9.5%	9.0%
% of FP17s Relating to Free Repair or Replacements	37	4,372	0.8%	0.6%	0.7%	0.8%
% of FP17s Relating to Continuations	73	4,372	1.7%	0.9%	0.8%	0.9%
% of Patients satisfied with the dentistry they have received	4	4	N/A	93.0%	93.1%	93.2%
% of Patients satisfied with the time they had to wait for an appointment	3	4	N/A	88.0%	87.8%	88.3%

* This is based on patients treated on this contract for their most recent course of treatment. Figures in italics indicate the base number of FP17s or Patient Questionnaire responses are less than 100. N/A is shown where the base number of responses is less than 10 during the period. % is calculated as Quantity/Base number*100

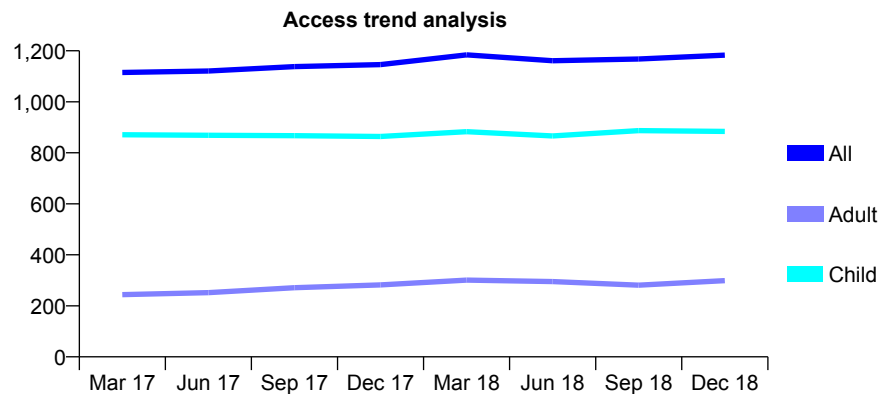
Q70 - Vital Signs At a Glance Contract Report for 324094/0001 - December 2018

Name or company name	MISS SJ WESTHEAD
Contract type name	GDS Contract
Purpose of contract	General
Contract start date	01/04/2006
Contract end date	

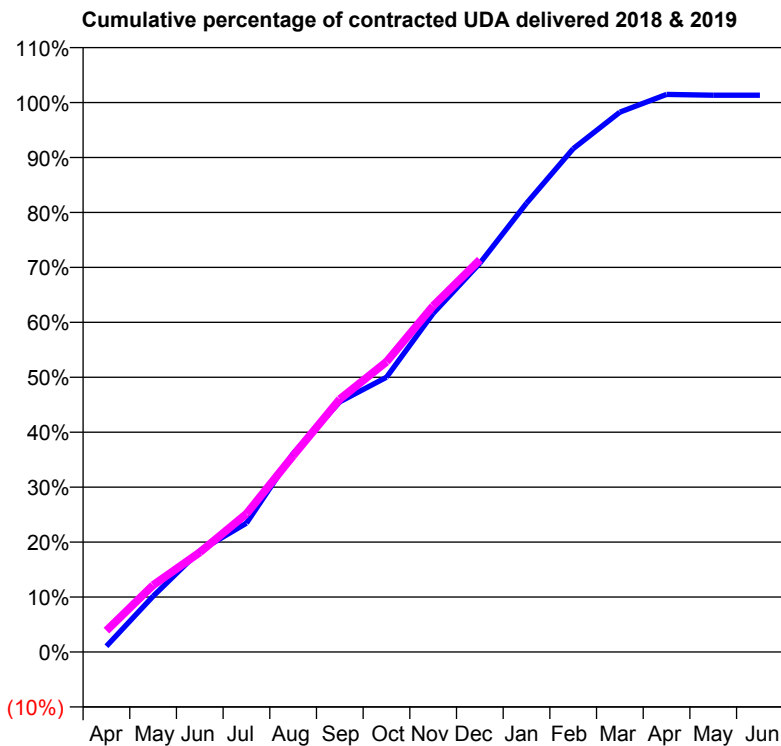
18/19 Contracted general activity (UDA)	2,935
Carry forward general activity (UDA)	0
18/19 Contracted orthodontic activity (UOA)	0
Carry forward orthodontic activity (UOA)	0
Baseline contract value	£73,088.11

ACCESS*

Patients seen in 24 months	Total	Change since previous quarter
Quarter ending December 2017	1,146	
Quarter ending March 2018	1,184	↑
Quarter ending June 2018	1,161	↓
Quarter ending September 2018	1,168	→
Quarter ending December 2018	1,183	→
Variance since December 2017	3.2%	↑



ACTIVITY



Adjusted Scheduled Activity (UDA)		
Month	2018	2019
April	31	114
May	298	357
June	541	532
July	689	738
August	1,060	1,049
September	1,337	1,351
October	1,468	1,550
November	1,809	1,849
December	2,076	2,095
January	2,397	
February	2,688	
March	2,883	
April	2,978	
May	2,974	
June	2,974	

QUALITY

	Quantity	Base Number	Contract	AT	Region	England
% of FP17s for the same patient ID Re-attending within 3 months - Children	129	1,263	10.2%	9.6%	11.3%	11.8%
% of FP17s for the same patient ID Re-attending within 3 months - Adults	39	229	17.0%	13.9%	15.3%	15.6%
% of FP17s for the same patient ID Re-attending between 3 & 9 months - Children	895	1,263	70.9%	61.7%	61.1%	58.8%
% of FP17s for the same patient ID Re-attending between 3 & 9 months - Adults	131	229	57.2%	53.0%	52.4%	51.0%
% of FP17s for Band 1 Urgent Courses	55	1,427	3.9%	9.8%	9.5%	9.0%
% of FP17s Relating to Free Repair or Replacements	1	1,427	0.1%	0.6%	0.7%	0.8%
% of FP17s Relating to Continuations	0	1,427	0.0%	0.9%	0.8%	0.9%
% of Patients satisfied with the dentistry they have received	0	0	N/A	93.0%	93.1%	93.2%
% of Patients satisfied with the time they had to wait for an appointment	0	0	N/A	88.0%	87.8%	88.3%

* This is based on patients treated on this contract for their most recent course of treatment. Figures in italics indicate the base number of FP17s or Patient Questionnaire responses are less than 100. N/A is shown where the base number of responses is less than 10 during the period. % is calculated as Quantity/Base number*100

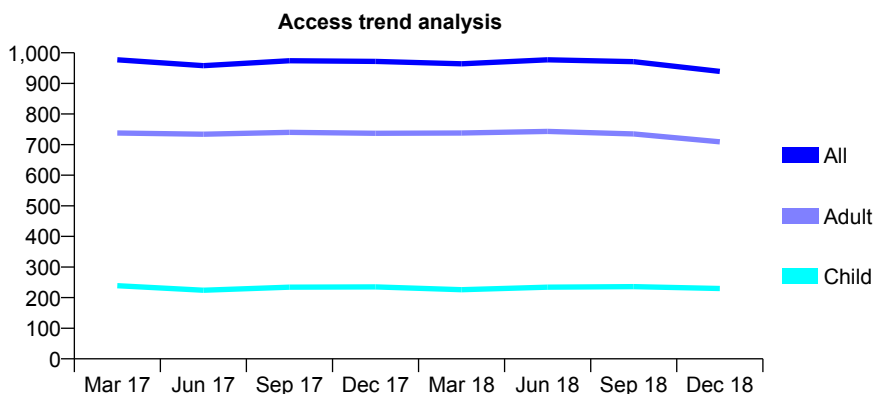
Q70 - Vital Signs At a Glance Contract Report for 325503/0001 - December 2018

Name or company name	MISS SM SHAWKAT
Contract type name	GDS Contract
Purpose of contract	General
Contract start date	01/04/2006
Contract end date	

18/19 Contracted general activity (UDA)	1,478
Carry forward general activity (UDA)	0
18/19 Contracted orthodontic activity (UOA)	0
Carry forward orthodontic activity (UOA)	0
Baseline contract value	£39,638.44

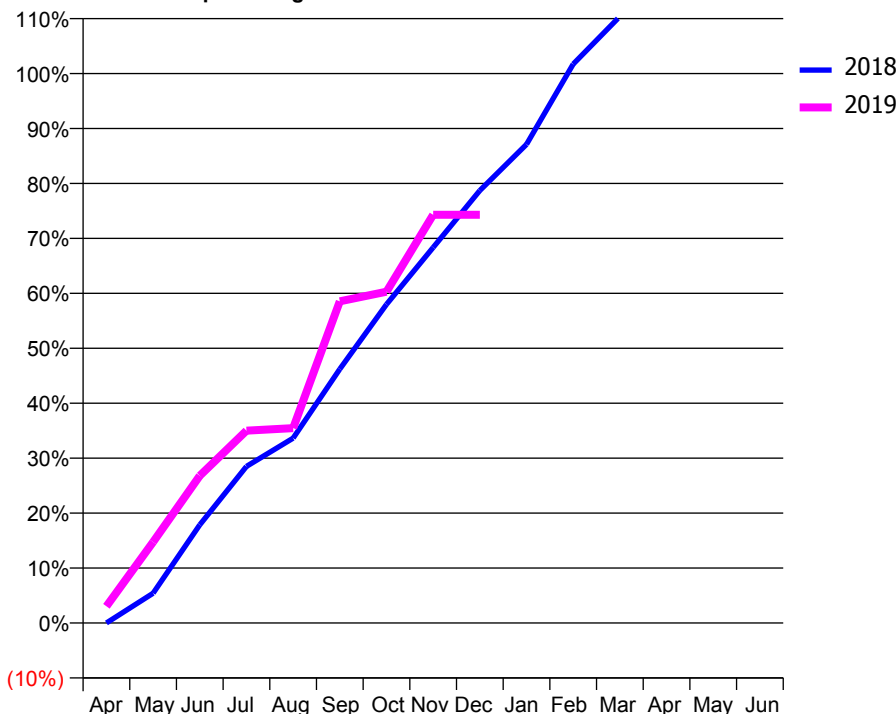
ACCESS*

Patients seen in 24 months	Total	Change since previous quarter
Quarter ending December 2017	972	
Quarter ending March 2018	964	→
Quarter ending June 2018	977	→
Quarter ending September 2018	971	→
Quarter ending December 2018	939	↓
Variance since December 2017	(3.4%)	↓



ACTIVITY

Cumulative percentage of contracted UDA delivered 2018 & 2019



Month	Adjusted Scheduled Activity (UDA)	
	2018	2019
April	0	45
May	80	218
June	264	396
July	421	517
August	497	524
September	683	865
October	857	891
November	1,010	1,098
December	1,163	1,098
January	1,287	
February	1,503	
March	1,631	
April	1,793	
May	1,809	
June	1,809	

QUALITY

	Quantity	Base Number	Contract	AT	Region	England
% of FP17s for the same patient ID Re-attending within 3 months - Children	6	158	3.8%	9.6%	11.3%	11.8%
% of FP17s for the same patient ID Re-attending within 3 months - Adults	32	382	8.4%	13.9%	15.3%	15.6%
% of FP17s for the same patient ID Re-attending between 3 & 9 months - Children	56	158	35.4%	61.7%	61.1%	58.8%
% of FP17s for the same patient ID Re-attending between 3 & 9 months - Adults	113	382	29.6%	53.0%	52.4%	51.0%
% of FP17s for Band 1 Urgent Courses	1	467	0.2%	9.8%	9.5%	9.0%
% of FP17s Relating to Free Repair or Replacements	0	467	0.0%	0.6%	0.7%	0.8%
% of FP17s Relating to Continuations	0	467	0.0%	0.9%	0.8%	0.9%
% of Patients satisfied with the dentistry they have received	1	1	N/A	93.0%	93.1%	93.2%
% of Patients satisfied with the time they had to wait for an appointment	1	1	N/A	88.0%	87.8%	88.3%

* This is based on patients treated on this contract for their most recent course of treatment. Figures in italics indicate the base number of FP17s or Patient Questionnaire responses are less than 100. N/A is shown where the base number of responses is less than 10 during the period. % is calculated as Quantity/Base number*100

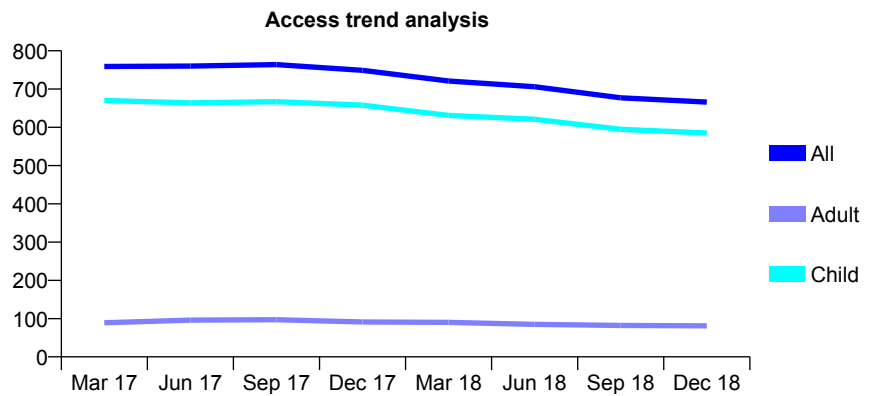
Q70 - Vital Signs At a Glance Contract Report for 326518/0001 - December 2018

Name or company name	MR KR BROWN
Contract type name	GDS Contract
Purpose of contract	General
Contract start date	01/04/2006
Contract end date	

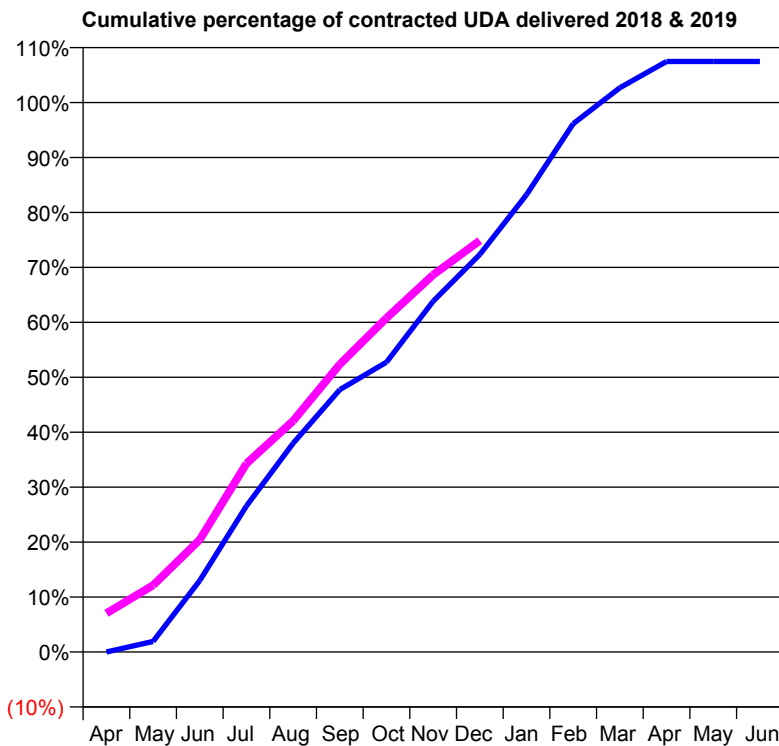
18/19 Contracted general activity (UDA)	1,150
Carry forward general activity (UDA)	0
18/19 Contracted orthodontic activity (UOA)	0
Carry forward orthodontic activity (UOA)	0
Baseline contract value	£29,208.61

ACCESS*

Patients seen in 24 months	Total	Change since previous quarter
Quarter ending December 2017	749	
Quarter ending March 2018	721	↓
Quarter ending June 2018	706	↓
Quarter ending September 2018	677	↓
Quarter ending December 2018	666	↓
Variance since December 2017	(11.1%)	↓



ACTIVITY



Month	Adjusted Scheduled Activity (UDA)	
	2018	2019
April	0	81
May	22	140
June	150	235
July	306	395
August	437	484
September	549	602
October	607	699
November	734	789
December	832	861
January	957	
February	1,105	
March	1,181	
April	1,236	
May	1,236	
June	1,236	

QUALITY

	Quantity	Base Number	Contract	AT	Region	England
% of FP17s for the same patient ID Re-attending within 3 months - Children	38	698	5.4%	9.6%	11.3%	11.8%
% of FP17s for the same patient ID Re-attending within 3 months - Adults	1	32	3.1%	13.9%	15.3%	15.6%
% of FP17s for the same patient ID Re-attending between 3 & 9 months - Children	521	698	74.6%	61.7%	61.1%	58.8%
% of FP17s for the same patient ID Re-attending between 3 & 9 months - Adults	20	32	62.5%	53.0%	52.4%	51.0%
% of FP17s for Band 1 Urgent Courses	15	691	2.2%	9.8%	9.5%	9.0%
% of FP17s Relating to Free Repair or Replacements	0	691	0.0%	0.6%	0.7%	0.8%
% of FP17s Relating to Continuations	0	691	0.0%	0.9%	0.8%	0.9%
% of Patients satisfied with the dentistry they have received	1	1	N/A	93.0%	93.1%	93.2%
% of Patients satisfied with the time they had to wait for an appointment	1	1	N/A	88.0%	87.8%	88.3%

* This is based on patients treated on this contract for their most recent course of treatment. Figures in italics indicate the base number of FP17s or Patient Questionnaire responses are less than 100. N/A is shown where the base number of responses is less than 10 during the period. % is calculated as Quantity/Base number*100

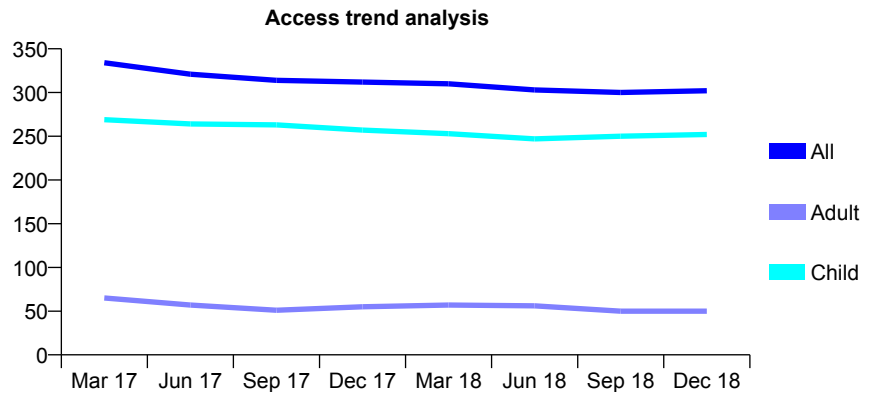
Q70 - Vital Signs At a Glance Contract Report for 328960/0001 - December 2018

Name or company name	MR SC BELFORD
Contract type name	GDS Contract
Purpose of contract	General and Orthodontic
Contract start date	01/04/2006
Contract end date	

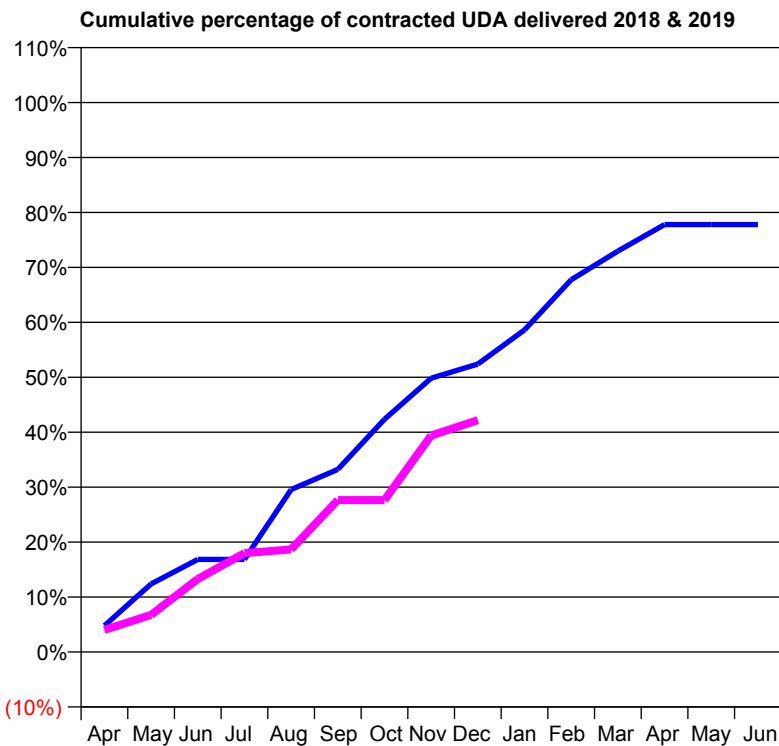
18/19 Contracted general activity (UDA)	750
Carry forward general activity (UDA)	0
18/19 Contracted orthodontic activity (UOA)	0
Carry forward orthodontic activity (UOA)	0
Baseline contract value	£17,735.41

ACCESS*

Patients seen in 24 months	Total	Change since previous quarter
Quarter ending December 2017	312	
Quarter ending March 2018	310	→
Quarter ending June 2018	303	↓
Quarter ending September 2018	300	→
Quarter ending December 2018	302	→
Variance since December 2017	(3.2%)	↓



ACTIVITY



Month	Adjusted Scheduled Activity (UDA)	
	2018	2019
April	36	30
May	93	51
June	126	100
July	126	135
August	222	140
September	249	207
October	318	207
November	374	295
December	393	316
January	440	
February	508	
March	547	
April	583	
May	583	
June	583	

QUALITY

	Quantity	Base Number	Contract	AT	Region	England
% of FP17s for the same patient ID Re-attending within 3 months - Children	15	262	5.7%	9.6%	11.3%	11.8%
% of FP17s for the same patient ID Re-attending within 3 months - Adults	0	15	0.0%	13.9%	15.3%	15.6%
% of FP17s for the same patient ID Re-attending between 3 & 9 months - Children	158	262	60.3%	61.7%	61.1%	58.8%
% of FP17s for the same patient ID Re-attending between 3 & 9 months - Adults	10	15	66.7%	53.0%	52.4%	51.0%
% of FP17s for Band 1 Urgent Courses	12	252	4.8%	9.8%	9.5%	9.0%
% of FP17s Relating to Free Repair or Replacements	0	252	0.0%	0.6%	0.7%	0.8%
% of FP17s Relating to Continuations	0	252	0.0%	0.9%	0.8%	0.9%
% of Patients satisfied with the dentistry they have received	0	0	N/A	93.0%	93.1%	93.2%
% of Patients satisfied with the time they had to wait for an appointment	0	0	N/A	88.0%	87.8%	88.3%

* This is based on patients treated on this contract for their most recent course of treatment. Figures in italics indicate the base number of FP17s or Patient Questionnaire responses are less than 100. N/A is shown where the base number of responses is less than 10 during the period. % is calculated as Quantity/Base number*100

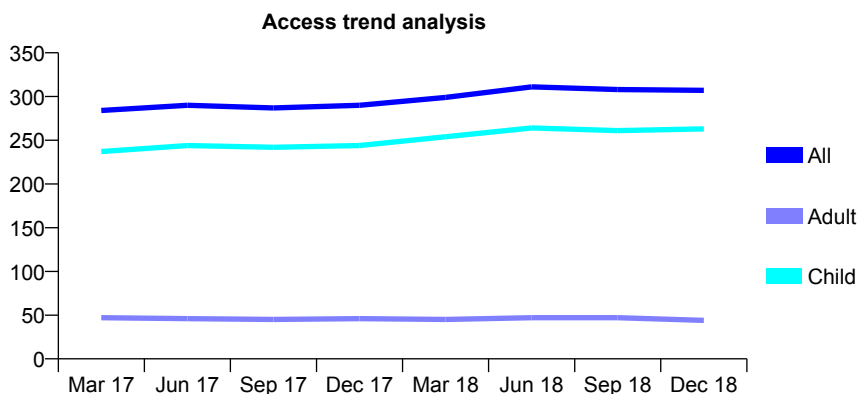
Q70 - Vital Signs At a Glance Contract Report for 331120/0001 - December 2018

Name or company name	MR GM WHITTINGHAM
Contract type name	GDS Contract
Purpose of contract	General
Contract start date	01/04/2006
Contract end date	

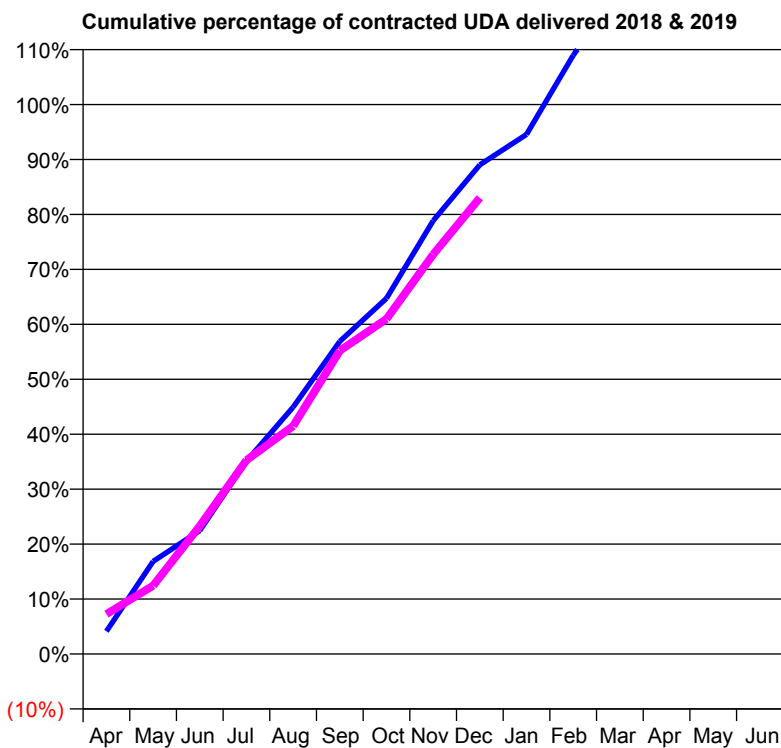
18/19 Contracted general activity (UDA)	470
Carry forward general activity (UDA)	0
18/19 Contracted orthodontic activity (UOA)	0
Carry forward orthodontic activity (UOA)	0
Baseline contract value	£11,520.01

ACCESS*

Patients seen in 24 months	Total	Change since previous quarter
Quarter ending December 2017	290	
Quarter ending March 2018	299	↑
Quarter ending June 2018	311	↑
Quarter ending September 2018	308	→
Quarter ending December 2018	307	→
Variance since December 2017	5.9%	↑



ACTIVITY



Month	Adjusted Scheduled Activity (UDA)	
	2018	2019
April	19	34
May	79	58
June	106	110
July	165	166
August	211	195
September	267	259
October	304	287
November	371	342
December	418	390
January	444	
February	512	
March	568	
April	591	
May	591	
June	591	

QUALITY

	Quantity	Base Number	Contract	AT	Region	England
% of FP17s for the same patient ID Re-attending within 3 months - Children	14	339	4.1%	9.6%	11.3%	11.8%
% of FP17s for the same patient ID Re-attending within 3 months - Adults	1	23	4.3%	13.9%	15.3%	15.6%
% of FP17s for the same patient ID Re-attending between 3 & 9 months - Children	231	339	68.1%	61.7%	61.1%	58.8%
% of FP17s for the same patient ID Re-attending between 3 & 9 months - Adults	20	23	87.0%	53.0%	52.4%	51.0%
% of FP17s for Band 1 Urgent Courses	11	343	3.2%	9.8%	9.5%	9.0%
% of FP17s Relating to Free Repair or Replacements	0	343	0.0%	0.6%	0.7%	0.8%
% of FP17s Relating to Continuations	0	343	0.0%	0.9%	0.8%	0.9%
% of Patients satisfied with the dentistry they have received	0	0	N/A	93.0%	93.1%	93.2%
% of Patients satisfied with the time they had to wait for an appointment	0	0	N/A	88.0%	87.8%	88.3%

* This is based on patients treated on this contract for their most recent course of treatment. Figures in italics indicate the base number of FP17s or Patient Questionnaire responses are less than 100. N/A is shown where the base number of responses is less than 10 during the period. % is calculated as Quantity/Base number*100

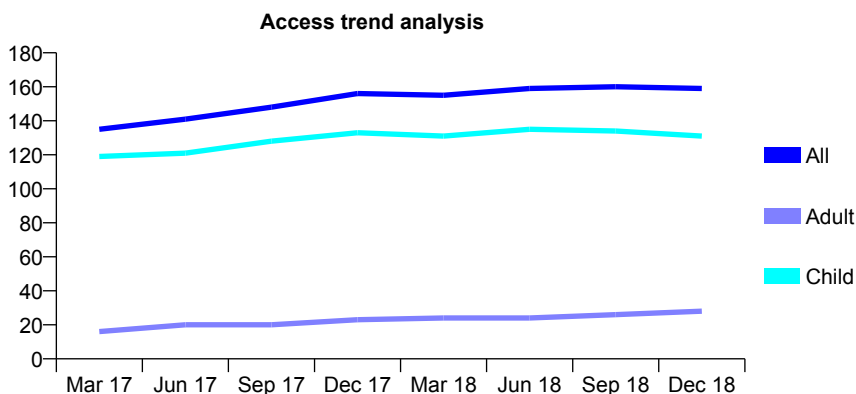
Q70 - Vital Signs At a Glance Contract Report for 338311/0001 - December 2018

Name or company name	MRS SC HALDERTHAY
Contract type name	GDS Contract
Purpose of contract	General
Contract start date	01/04/2006
Contract end date	

18/19 Contracted general activity (UDA)	300
Carry forward general activity (UDA)	0
18/19 Contracted orthodontic activity (UOA)	0
Carry forward orthodontic activity (UOA)	0
Baseline contract value	£6,948.85

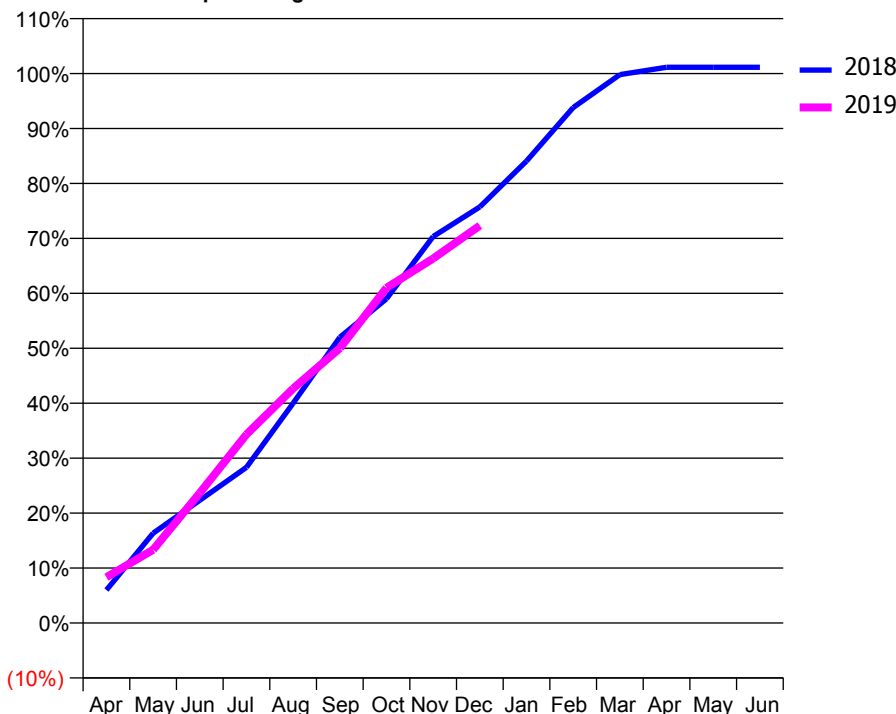
ACCESS*

Patients seen in 24 months	Total	Change since previous quarter
Quarter ending December 2017	156	
Quarter ending March 2018	155	→
Quarter ending June 2018	159	↑
Quarter ending September 2018	160	→
Quarter ending December 2018	159	→
Variance since December 2017	1.9%	→



ACTIVITY

Cumulative percentage of contracted UDA delivered 2018 & 2019



Adjusted Scheduled Activity (UDA)

Month	2018	2019
April	18	25
May	49	40
June	67	71
July	85	103
August	120	128
September	156	150
October	177	183
November	211	199
December	227	217
January	252	
February	281	
March	299	
April	303	
May	303	
June	303	

QUALITY

	Quantity	Base Number	Contract	AT	Region	England
% of FP17s for the same patient ID Re-attending within 3 months - Children	4	156	2.6%	9.6%	11.3%	11.8%
% of FP17s for the same patient ID Re-attending within 3 months - Adults	0	10	0.0%	13.9%	15.3%	15.6%
% of FP17s for the same patient ID Re-attending between 3 & 9 months - Children	112	156	71.8%	61.7%	61.1%	58.8%
% of FP17s for the same patient ID Re-attending between 3 & 9 months - Adults	7	10	70.0%	53.0%	52.4%	51.0%
% of FP17s for Band 1 Urgent Courses	0	163	0.0%	9.8%	9.5%	9.0%
% of FP17s Relating to Free Repair or Replacements	0	163	0.0%	0.6%	0.7%	0.8%
% of FP17s Relating to Continuations	3	163	1.8%	0.9%	0.8%	0.9%
% of Patients satisfied with the dentistry they have received	0	0	N/A	93.0%	93.1%	93.2%
% of Patients satisfied with the time they had to wait for an appointment	0	0	N/A	88.0%	87.8%	88.3%

* This is based on patients treated on this contract for their most recent course of treatment. Figures in italics indicate the base number of FP17s or Patient Questionnaire responses are less than 100. N/A is shown where the base number of responses is less than 10 during the period. % is calculated as Quantity/Base number*100

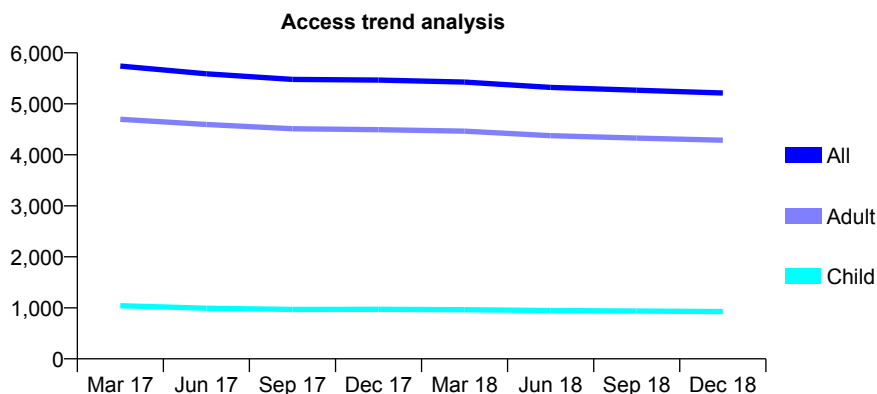
Q70 - Vital Signs At a Glance Contract Report for 338974/0001 - December 2018

Name or company name	MRS M HOOKINGS
Contract type name	GDS Contract
Purpose of contract	General
Contract start date	01/04/2006
Contract end date	

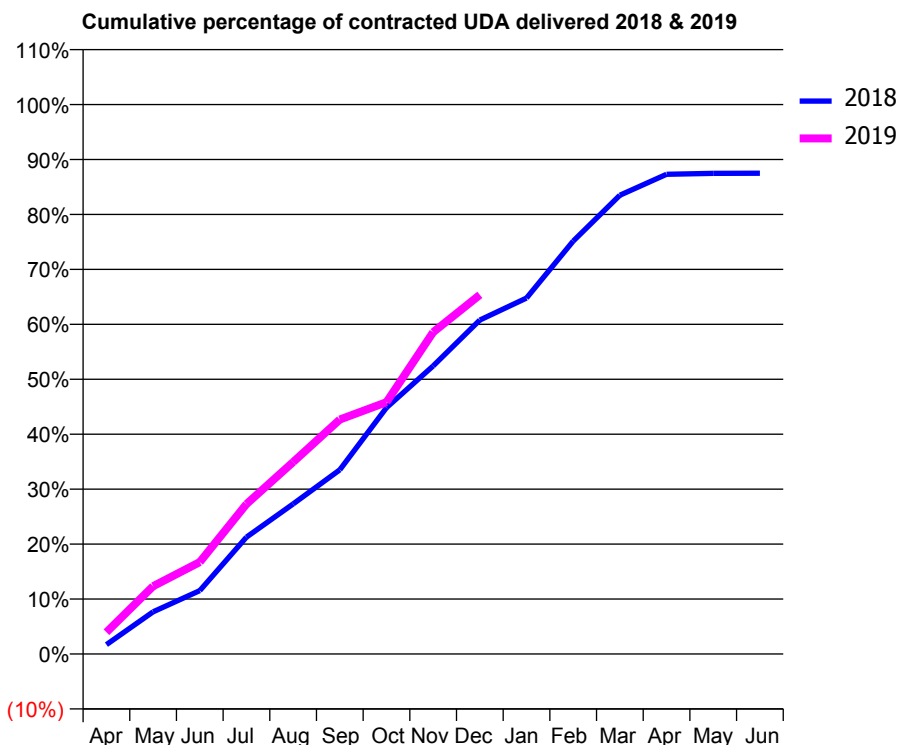
18/19 Contracted general activity (UDA)	17,000
Carry forward general activity (UDA)	0
18/19 Contracted orthodontic activity (UOA)	0
Carry forward orthodontic activity (UOA)	0
Baseline contract value	£501,733.88

ACCESS*

Patients seen in 24 months	Total	Change since previous quarter
Quarter ending December 2017	5,466	
Quarter ending March 2018	5,427	→
Quarter ending June 2018	5,322	↓
Quarter ending September 2018	5,267	↓
Quarter ending December 2018	5,212	↓
Variance since December 2017	(4.6%)	↓



ACTIVITY



Month	Adjusted Scheduled Activity (UDA)	
	2018	2019
April	290	674
May	1,307	2,097
June	1,960	2,846
July	3,616	4,638
August	4,645	5,939
September	5,699	7,254
October	7,620	7,789
November	8,915	9,957
December	10,331	11,111
January	11,012	
February	12,776	
March	14,191	
April	14,841	
May	14,871	
June	14,872	

QUALITY

	Quantity	Base Number	Contract	AT	Region	England
% of FP17s for the same patient ID Re-attending within 3 months - Children	69	1,089	6.3%	9.6%	11.3%	11.8%
% of FP17s for the same patient ID Re-attending within 3 months - Adults	622	4,587	13.6%	13.9%	15.3%	15.6%
% of FP17s for the same patient ID Re-attending between 3 & 9 months - Children	770	1,089	70.7%	61.7%	61.1%	58.8%
% of FP17s for the same patient ID Re-attending between 3 & 9 months - Adults	2,597	4,587	56.6%	53.0%	52.4%	51.0%
% of FP17s for Band 1 Urgent Courses	451	5,382	8.4%	9.8%	9.5%	9.0%
% of FP17s Relating to Free Repair or Replacements	105	5,382	2.0%	0.6%	0.7%	0.8%
% of FP17s Relating to Continuations	41	5,382	0.8%	0.9%	0.8%	0.9%
% of Patients satisfied with the dentistry they have received	5	5	N/A	93.0%	93.1%	93.2%
% of Patients satisfied with the time they had to wait for an appointment	5	5	N/A	88.0%	87.8%	88.3%

* This is based on patients treated on this contract for their most recent course of treatment. Figures in italics indicate the base number of FP17s or Patient Questionnaire responses are less than 100. N/A is shown where the base number of responses is less than 10 during the period. % is calculated as Quantity/Base number*100

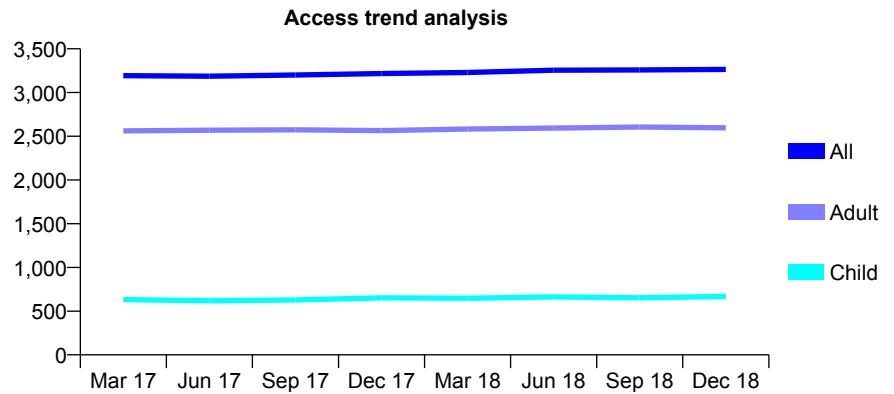
Q70 - Vital Signs At a Glance Contract Report for 339229/0001 - December 2018

Name or company name	MR BS KALSI
Contract type name	GDS Contract
Purpose of contract	General
Contract start date	29/07/2006
Contract end date	

18/19 Contracted general activity (UDA)	8,881
Carry forward general activity (UDA)	0
18/19 Contracted orthodontic activity (UOA)	0
Carry forward orthodontic activity (UOA)	0
Baseline contract value	£219,898.50

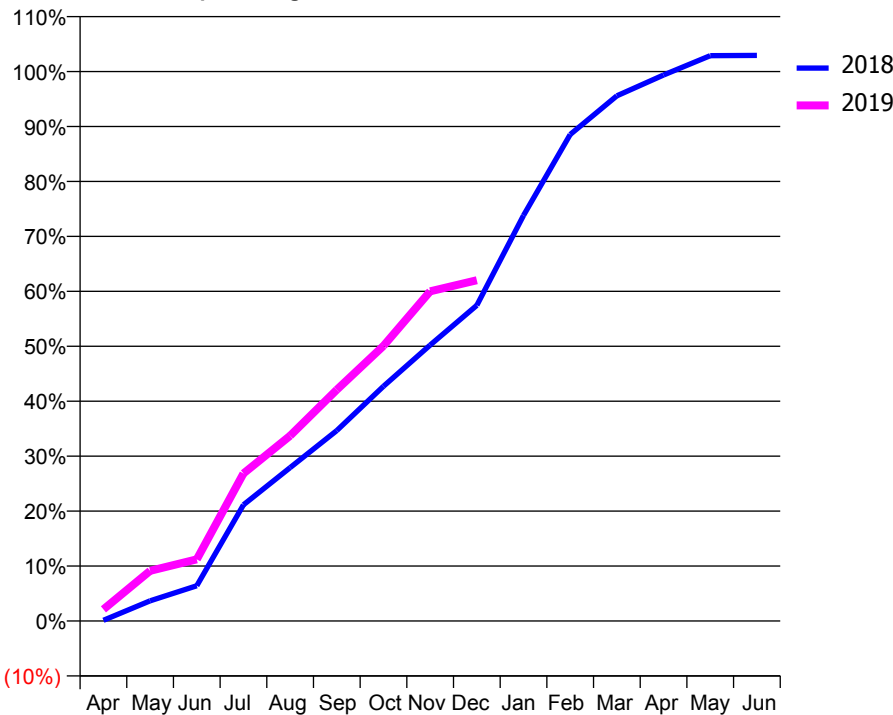
ACCESS*

Patients seen in 24 months	Total	Change since previous quarter
Quarter ending December 2017	3,217	
Quarter ending March 2018	3,229	→
Quarter ending June 2018	3,255	→
Quarter ending September 2018	3,258	→
Quarter ending December 2018	3,265	→
Variance since December 2017	1.5%	→



ACTIVITY

Cumulative percentage of contracted UDA delivered 2018 & 2019



Month	Adjusted Scheduled Activity (UDA)	
	2018	2019
April	12	189
May	327	811
June	570	996
July	1,879	2,384
August	2,479	2,995
September	3,079	3,738
October	3,795	4,448
November	4,460	5,330
December	5,102	5,508
January	6,555	
February	7,864	
March	8,487	
April	8,824	
May	9,137	
June	9,140	

QUALITY

	Quantity	Base Number	Contract	AT	Region	England
% of FP17s for the same patient ID Re-attending within 3 months - Children	56	711	7.9%	9.6%	11.3%	11.8%
% of FP17s for the same patient ID Re-attending within 3 months - Adults	343	2,736	12.5%	13.9%	15.3%	15.6%
% of FP17s for the same patient ID Re-attending between 3 & 9 months - Children	430	711	60.5%	61.7%	61.1%	58.8%
% of FP17s for the same patient ID Re-attending between 3 & 9 months - Adults	1,684	2,736	61.5%	53.0%	52.4%	51.0%
% of FP17s for Band 1 Urgent Courses	327	3,081	10.6%	9.8%	9.5%	9.0%
% of FP17s Relating to Free Repair or Replacements	26	3,081	0.8%	0.6%	0.7%	0.8%
% of FP17s Relating to Continuations	11	3,081	0.4%	0.9%	0.8%	0.9%
% of Patients satisfied with the dentistry they have received	2	2	N/A	93.0%	93.1%	93.2%
% of Patients satisfied with the time they had to wait for an appointment	2	2	N/A	88.0%	87.8%	88.3%

* This is based on patients treated on this contract for their most recent course of treatment. Figures in italics indicate the base number of FP17s or Patient Questionnaire responses are less than 100. N/A is shown where the base number of responses is less than 10 during the period. % is calculated as Quantity/Base number*100

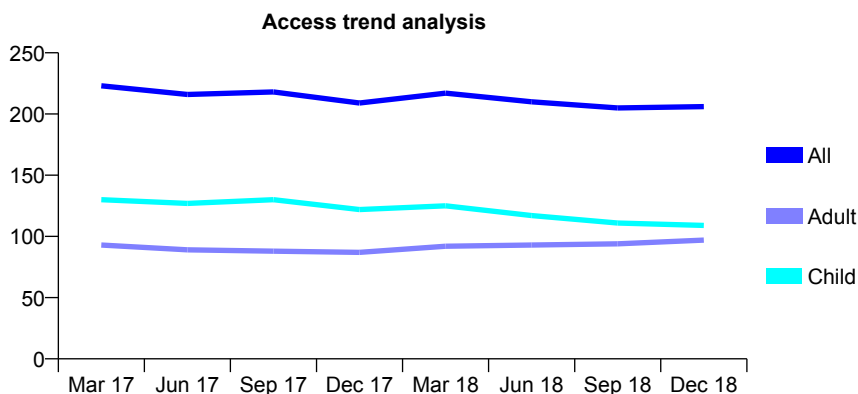
Q70 - Vital Signs At a Glance Contract Report for 341789/0001 - December 2018

Name or company name	MR RH FARRANT
Contract type name	GDS Contract
Purpose of contract	General
Contract start date	01/04/2006
Contract end date	

18/19 Contracted general activity (UDA)	457
Carry forward general activity (UDA)	0
18/19 Contracted orthodontic activity (UOA)	0
Carry forward orthodontic activity (UOA)	0
Baseline contract value	£9,915.32

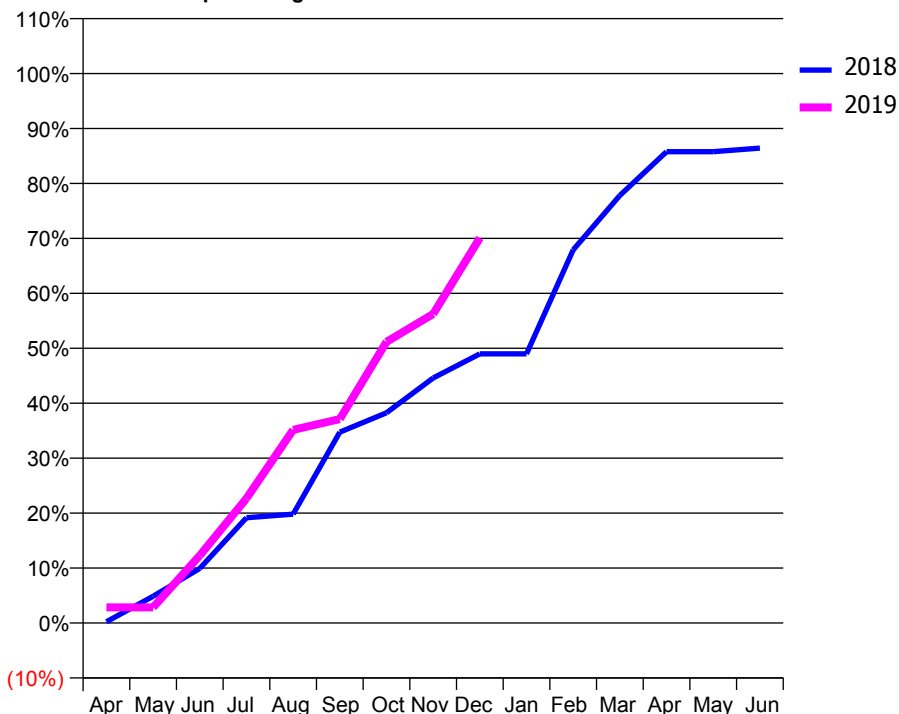
ACCESS*

Patients seen in 24 months	Total	Change since previous quarter
Quarter ending December 2017	209	
Quarter ending March 2018	217	↑
Quarter ending June 2018	210	↓
Quarter ending September 2018	205	↓
Quarter ending December 2018	206	→
Variance since December 2017	(1.4%)	↓



ACTIVITY

Cumulative percentage of contracted UDA delivered 2018 & 2019



Month	Adjusted Scheduled Activity (UDA)	
	2018	2019
April	1	13
May	22	13
June	45	56
July	88	104
August	91	161
September	159	170
October	175	234
November	204	257
December	224	320
January	224	
February	310	
March	356	
April	392	
May	392	
June	395	

QUALITY

	Quantity	Base Number	Contract	AT	Region	England
% of FP17s for the same patient ID Re-attending within 3 months - Children	9	126	7.1%	9.6%	11.3%	11.8%
% of FP17s for the same patient ID Re-attending within 3 months - Adults	18	138	13.0%	13.9%	15.3%	15.6%
% of FP17s for the same patient ID Re-attending between 3 & 9 months - Children	98	126	77.8%	61.7%	61.1%	58.8%
% of FP17s for the same patient ID Re-attending between 3 & 9 months - Adults	88	138	63.8%	53.0%	52.4%	51.0%
% of FP17s for Band 1 Urgent Courses	6	232	2.6%	9.8%	9.5%	9.0%
% of FP17s Relating to Free Repair or Replacements	0	232	0.0%	0.6%	0.7%	0.8%
% of FP17s Relating to Continuations	0	232	0.0%	0.9%	0.8%	0.9%
% of Patients satisfied with the dentistry they have received	0	0	N/A	93.0%	93.1%	93.2%
% of Patients satisfied with the time they had to wait for an appointment	0	0	N/A	88.0%	87.8%	88.3%

* This is based on patients treated on this contract for their most recent course of treatment. Figures in italics indicate the base number of FP17s or Patient Questionnaire responses are less than 100. N/A is shown where the base number of responses is less than 10 during the period. % is calculated as Quantity/Base number*100

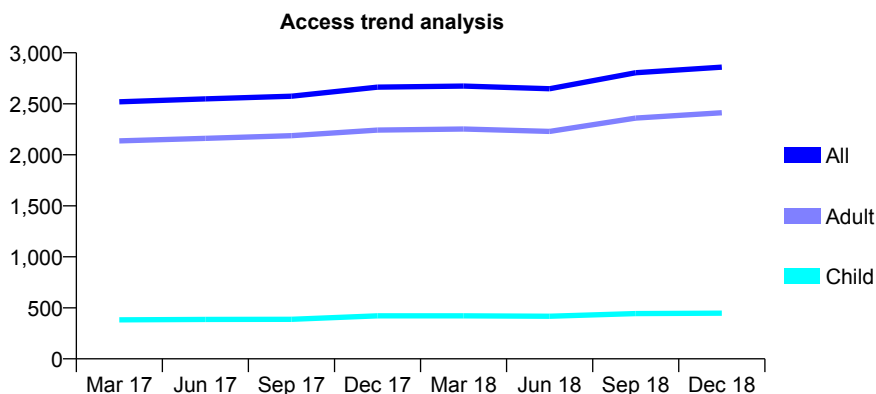
Q70 - Vital Signs At a Glance Contract Report for 342882/0001 - December 2018

Name or company name	Palmerston Dental Practice
Contract type name	GDS Contract
Purpose of contract	General
Contract start date	01/04/2006
Contract end date	

18/19 Contracted general activity (UDA)	8,076
Carry forward general activity (UDA)	227
18/19 Contracted orthodontic activity (UOA)	0
Carry forward orthodontic activity (UOA)	0
Baseline contract value	£240,723.78

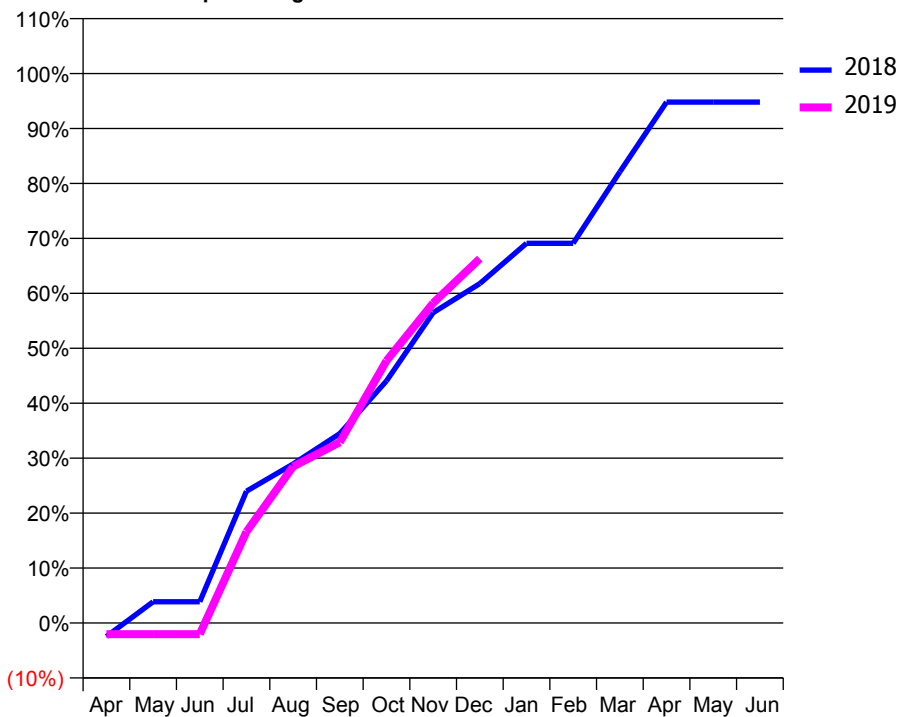
ACCESS*

Patients seen in 24 months	Total	Change since previous quarter
Quarter ending December 2017	2,664	
Quarter ending March 2018	2,674	→
Quarter ending June 2018	2,648	→
Quarter ending September 2018	2,804	↑
Quarter ending December 2018	2,860	→
Variance since December 2017	7.4%	↑



ACTIVITY

Cumulative percentage of contracted UDA delivered 2018 & 2019



Month	Adjusted Scheduled Activity (UDA)	
	2018	2019
April	-198	-166
May	313	-166
June	313	-166
July	1,936	1,341
August	2,338	2,300
September	2,784	2,656
October	3,558	3,854
November	4,561	4,703
December	4,990	5,356
January	5,580	
February	5,580	
March	6,632	
April	7,657	
May	7,657	
June	7,657	

QUALITY

	Quantity	Base Number	Contract	AT	Region	England
% of FP17s for the same patient ID Re-attending within 3 months - Children	17	489	3.5%	9.6%	11.3%	11.8%
% of FP17s for the same patient ID Re-attending within 3 months - Adults	263	2,709	9.7%	13.9%	15.3%	15.6%
% of FP17s for the same patient ID Re-attending between 3 & 9 months - Children	274	489	56.0%	61.7%	61.1%	58.8%
% of FP17s for the same patient ID Re-attending between 3 & 9 months - Adults	1,632	2,709	60.2%	53.0%	52.4%	51.0%
% of FP17s for Band 1 Urgent Courses	73	2,735	2.7%	9.8%	9.5%	9.0%
% of FP17s Relating to Free Repair or Replacements	41	2,735	1.5%	0.6%	0.7%	0.8%
% of FP17s Relating to Continuations	26	2,735	1.0%	0.9%	0.8%	0.9%
% of Patients satisfied with the dentistry they have received	2	3	N/A	93.0%	93.1%	93.2%
% of Patients satisfied with the time they had to wait for an appointment	2	3	N/A	88.0%	87.8%	88.3%

* This is based on patients treated on this contract for their most recent course of treatment. Figures in italics indicate the base number of FP17s or Patient Questionnaire responses are less than 100. N/A is shown where the base number of responses is less than 10 during the period. % is calculated as Quantity/Base number*100

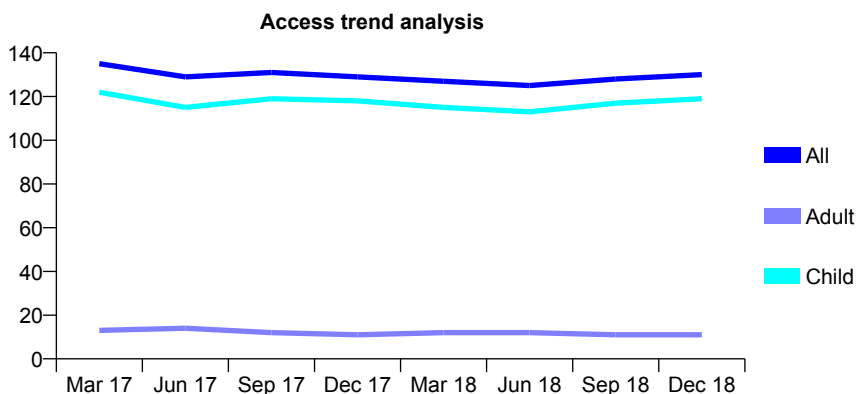
Q70 - Vital Signs At a Glance Contract Report for 346128/0001 - December 2018

Name or company name	MS A BENEKE
Contract type name	GDS Contract
Purpose of contract	General
Contract start date	01/04/2006
Contract end date	

18/19 Contracted general activity (UDA)	258
Carry forward general activity (UDA)	0
18/19 Contracted orthodontic activity (UOA)	0
Carry forward orthodontic activity (UOA)	0
Baseline contract value	£5,334.76

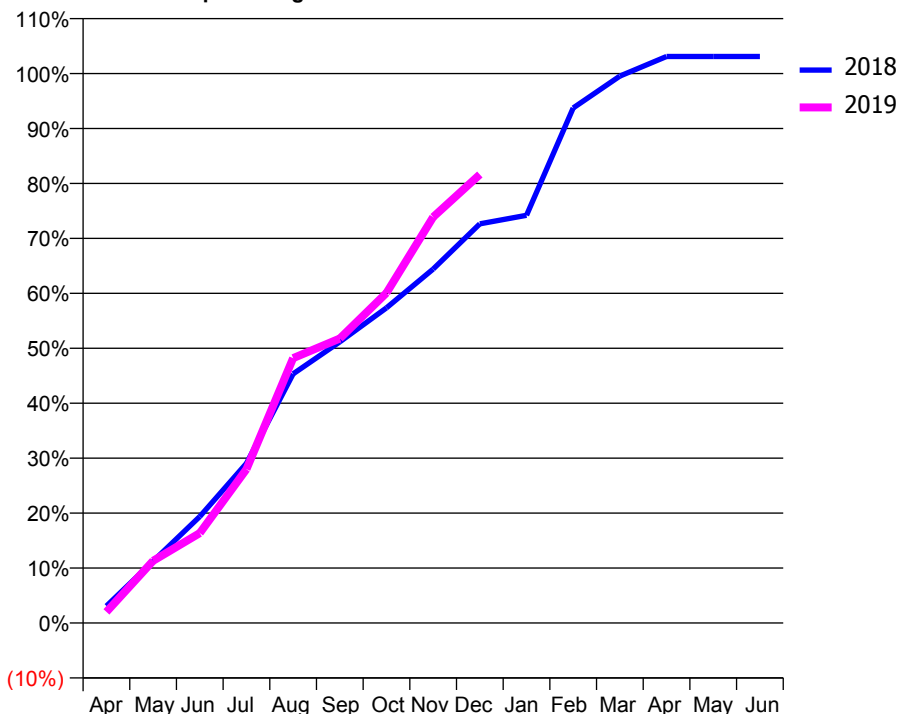
ACCESS*

Patients seen in 24 months	Total	Change since previous quarter
Quarter ending December 2017	129	
Quarter ending March 2018	127	↓
Quarter ending June 2018	125	↓
Quarter ending September 2018	128	↑
Quarter ending December 2018	130	→
Variance since December 2017	0.8%	→



ACTIVITY

Cumulative percentage of contracted UDA delivered 2018 & 2019



Month	Adjusted Scheduled Activity (UDA)	
	2018	2019
April	8	5
May	29	29
June	50	42
July	75	72
August	117	124
September	132	134
October	148	155
November	166	191
December	187	211
January	191	
February	242	
March	257	
April	266	
May	266	
June	266	

QUALITY

	Quantity	Base Number	Contract	AT	Region	England
% of FP17s for the same patient ID Re-attending within 3 months - Children	17	158	10.8%	9.6%	11.3%	11.8%
% of FP17s for the same patient ID Re-attending within 3 months - Adults	0	0	N/A	13.9%	15.3%	15.6%
% of FP17s for the same patient ID Re-attending between 3 & 9 months - Children	94	158	59.5%	61.7%	61.1%	58.8%
% of FP17s for the same patient ID Re-attending between 3 & 9 months - Adults	0	0	N/A	53.0%	52.4%	51.0%
% of FP17s for Band 1 Urgent Courses	8	152	5.3%	9.8%	9.5%	9.0%
% of FP17s Relating to Free Repair or Replacements	0	152	0.0%	0.6%	0.7%	0.8%
% of FP17s Relating to Continuations	0	152	0.0%	0.9%	0.8%	0.9%
% of Patients satisfied with the dentistry they have received	0	0	N/A	93.0%	93.1%	93.2%
% of Patients satisfied with the time they had to wait for an appointment	0	0	N/A	88.0%	87.8%	88.3%

* This is based on patients treated on this contract for their most recent course of treatment. Figures in italics indicate the base number of FP17s or Patient Questionnaire responses are less than 100. N/A is shown where the base number of responses is less than 10 during the period. % is calculated as Quantity/Base number*100

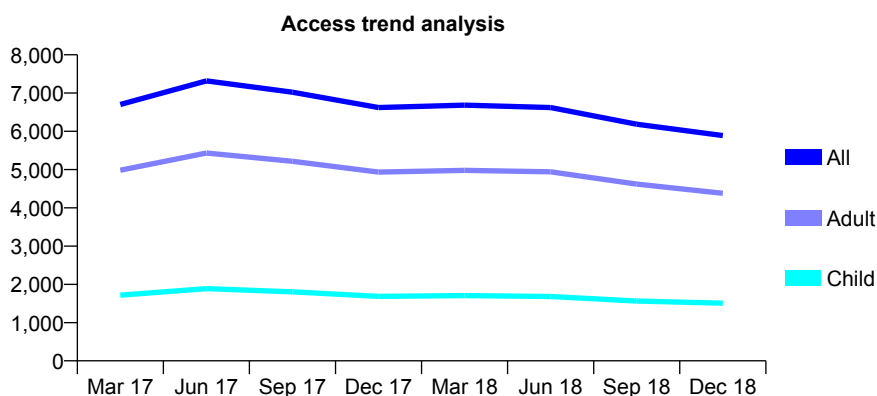
Q70 - Vital Signs At a Glance Contract Report for 352829/0001 - December 2018

Name or company name	MS MD BALACHANDRA
Contract type name	GDS Contract
Purpose of contract	General
Contract start date	28/02/2007
Contract end date	

18/19 Contracted general activity (UDA)	20,937
Carry forward general activity (UDA)	0
18/19 Contracted orthodontic activity (UOA)	0
Carry forward orthodontic activity (UOA)	0
Baseline contract value	£527,349.49

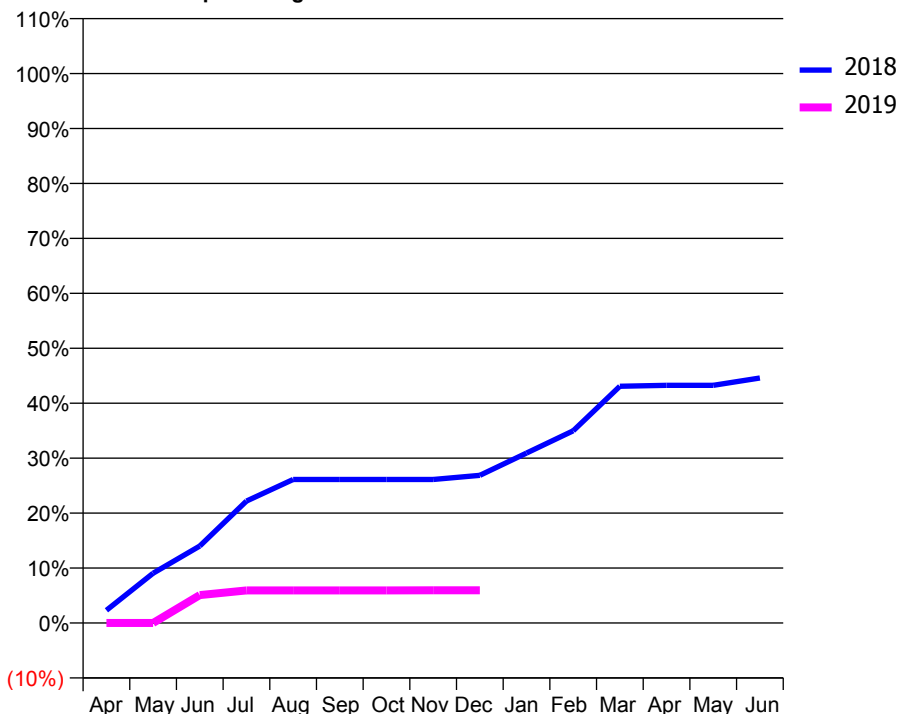
ACCESS*

Patients seen in 24 months	Total	Change since previous quarter
Quarter ending December 2017	6,621	
Quarter ending March 2018	6,685	→
Quarter ending June 2018	6,621	→
Quarter ending September 2018	6,187	↓
Quarter ending December 2018	5,889	↓
Variance since December 2017	(11.1%)	↓



ACTIVITY

Cumulative percentage of contracted UDA delivered 2018 & 2019



Month	Adjusted Scheduled Activity (UDA)	
	2018	2019
April	484	0
May	1,900	0
June	2,933	1,062
July	4,649	1,241
August	5,470	1,241
September	5,470	1,241
October	5,470	1,241
November	5,470	1,247
December	5,628	1,247
January	6,475	
February	7,325	
March	9,019	
April	9,056	
May	9,056	
June	9,336	

QUALITY

	Quantity	Base Number	Contract	AT	Region	England
% of FP17s for the same patient ID Re-attending within 3 months - Children	79	970	8.1%	9.6%	11.3%	11.8%
% of FP17s for the same patient ID Re-attending within 3 months - Adults	336	2,636	12.7%	13.9%	15.3%	15.6%
% of FP17s for the same patient ID Re-attending between 3 & 9 months - Children	469	970	48.4%	61.7%	61.1%	58.8%
% of FP17s for the same patient ID Re-attending between 3 & 9 months - Adults	1,282	2,636	48.6%	53.0%	52.4%	51.0%
% of FP17s for Band 1 Urgent Courses	148	1,844	8.0%	9.8%	9.5%	9.0%
% of FP17s Relating to Free Repair or Replacements	7	1,844	0.4%	0.6%	0.7%	0.8%
% of FP17s Relating to Continuations	6	1,844	0.3%	0.9%	0.8%	0.9%
% of Patients satisfied with the dentistry they have received	2	3	N/A	93.0%	93.1%	93.2%
% of Patients satisfied with the time they had to wait for an appointment	1	3	N/A	88.0%	87.8%	88.3%

* This is based on patients treated on this contract for their most recent course of treatment. Figures in italics indicate the base number of FP17s or Patient Questionnaire responses are less than 100. N/A is shown where the base number of responses is less than 10 during the period. % is calculated as Quantity/Base number*100

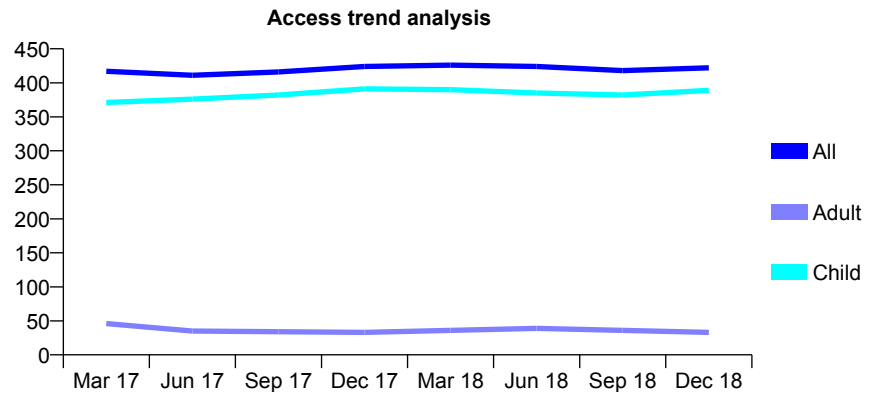
Q70 - Vital Signs At a Glance Contract Report for 353280/0001 - December 2018

Name or company name	The Cowplain Dental Partnership
Contract type name	GDS Contract
Purpose of contract	General
Contract start date	01/04/2006
Contract end date	

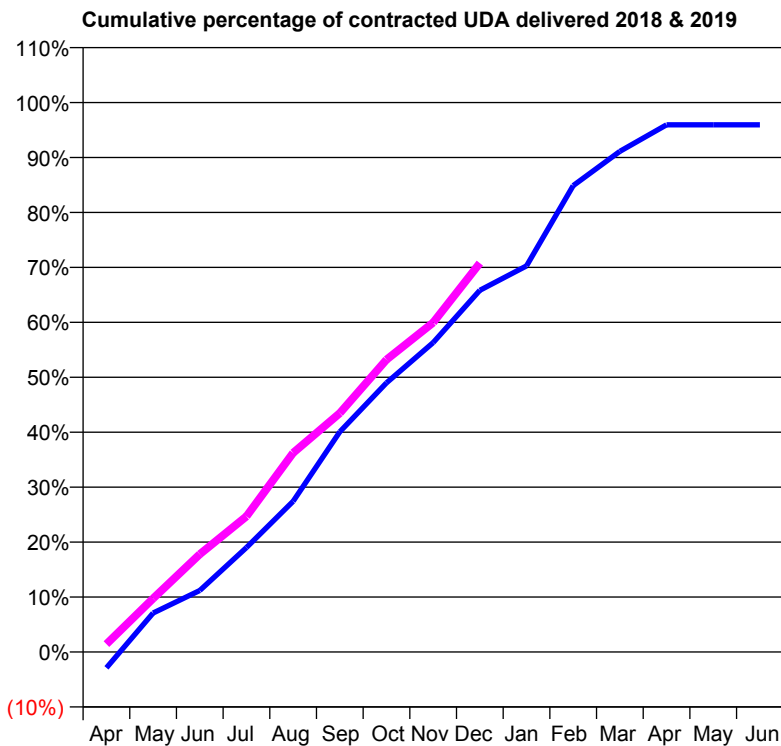
18/19 Contracted general activity (UDA)	831
Carry forward general activity (UDA)	0
18/19 Contracted orthodontic activity (UOA)	0
Carry forward orthodontic activity (UOA)	0
Baseline contract value	£19,442.55

ACCESS*

Patients seen in 24 months	Total	Change since previous quarter
Quarter ending December 2017	424	
Quarter ending March 2018	426	→
Quarter ending June 2018	424	→
Quarter ending September 2018	418	↓
Quarter ending December 2018	422	→
Variance since December 2017	(0.5%)	→



ACTIVITY



Month	Adjusted Scheduled Activity (UDA)	
	2018	2019
April	-24	12
May	59	81
June	93	148
July	158	205
August	228	301
September	333	361
October	407	442
November	468	498
December	547	588
January	584	
February	705	
March	757	
April	797	
May	797	
June	797	

QUALITY

	Quantity	Base Number	Contract	AT	Region	England
% of FP17s for the same patient ID Re-attending within 3 months - Children	22	431	5.1%	9.6%	11.3%	11.8%
% of FP17s for the same patient ID Re-attending within 3 months - Adults	2	13	15.4%	13.9%	15.3%	15.6%
% of FP17s for the same patient ID Re-attending between 3 & 9 months - Children	287	431	66.6%	61.7%	61.1%	58.8%
% of FP17s for the same patient ID Re-attending between 3 & 9 months - Adults	6	13	46.2%	53.0%	52.4%	51.0%
% of FP17s for Band 1 Urgent Courses	1	420	0.2%	9.8%	9.5%	9.0%
% of FP17s Relating to Free Repair or Replacements	0	420	0.0%	0.6%	0.7%	0.8%
% of FP17s Relating to Continuations	8	420	1.9%	0.9%	0.8%	0.9%
% of Patients satisfied with the dentistry they have received	0	0	N/A	93.0%	93.1%	93.2%
% of Patients satisfied with the time they had to wait for an appointment	0	0	N/A	88.0%	87.8%	88.3%

* This is based on patients treated on this contract for their most recent course of treatment. Figures in italics indicate the base number of FP17s or Patient Questionnaire responses are less than 100. N/A is shown where the base number of responses is less than 10 during the period. % is calculated as Quantity/Base number*100

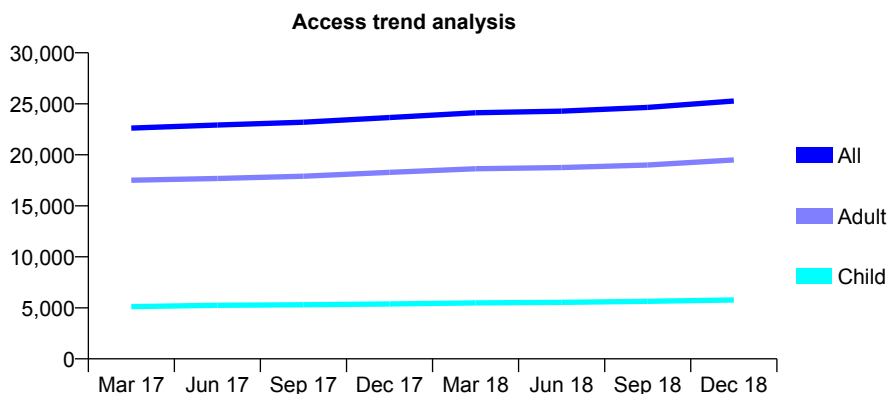
Q70 - Vital Signs At a Glance Contract Report for 353302/0005 - December 2018

Name or company name	MRS A BROGAN
Contract type name	GDS Contract
Purpose of contract	General
Contract start date	01/09/2009
Contract end date	

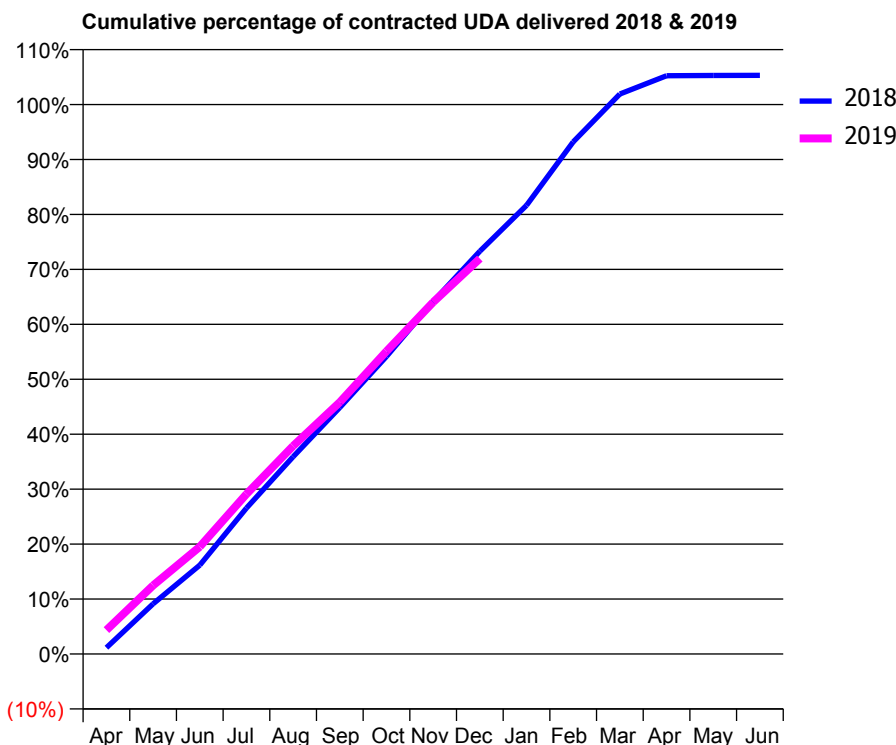
18/19 Contracted general activity (UDA)	63,987
Carry forward general activity (UDA)	0
18/19 Contracted orthodontic activity (UOA)	0
Carry forward orthodontic activity (UOA)	0
Baseline contract value	£1,807,538.75

ACCESS*

Patients seen in 24 months	Total	Change since previous quarter
Quarter ending December 2017	23,654	
Quarter ending March 2018	24,122	→
Quarter ending June 2018	24,283	→
Quarter ending September 2018	24,646	→
Quarter ending December 2018	25,269	↑
Variance since December 2017	6.8%	↑



ACTIVITY



Month	Adjusted Scheduled Activity (UDA)	
	2018	2019
April	735	2,793
May	5,850	7,988
June	10,351	12,492
July	16,998	18,630
August	22,969	24,224
September	28,697	29,329
October	34,652	35,261
November	41,040	40,965
December	46,899	46,051
January	52,239	
February	59,636	
March	65,215	
April	67,343	
May	67,366	
June	67,378	

QUALITY

	Quantity	Base Number	Contract	AT	Region	England
% of FP17s for the same patient ID Re-attending within 3 months - Children	732	6,602	11.1%	9.6%	11.3%	11.8%
% of FP17s for the same patient ID Re-attending within 3 months - Adults	3,554	18,625	19.1%	13.9%	15.3%	15.6%
% of FP17s for the same patient ID Re-attending between 3 & 9 months - Children	3,767	6,602	57.1%	61.7%	61.1%	58.8%
% of FP17s for the same patient ID Re-attending between 3 & 9 months - Adults	7,729	18,625	41.5%	53.0%	52.4%	51.0%
% of FP17s for Band 1 Urgent Courses	6,103	24,187	25.2%	9.8%	9.5%	9.0%
% of FP17s Relating to Free Repair or Replacements	81	24,187	0.3%	0.6%	0.7%	0.8%
% of FP17s Relating to Continuations	34	24,187	0.1%	0.9%	0.8%	0.9%
% of Patients satisfied with the dentistry they have received	12	13	92.3%	93.0%	93.1%	93.2%
% of Patients satisfied with the time they had to wait for an appointment	11	13	84.6%	88.0%	87.8%	88.3%

* This is based on patients treated on this contract for their most recent course of treatment. Figures in italics indicate the base number of FP17s or Patient Questionnaire responses are less than 100. N/A is shown where the base number of responses is less than 10 during the period. % is calculated as Quantity/Base number*100

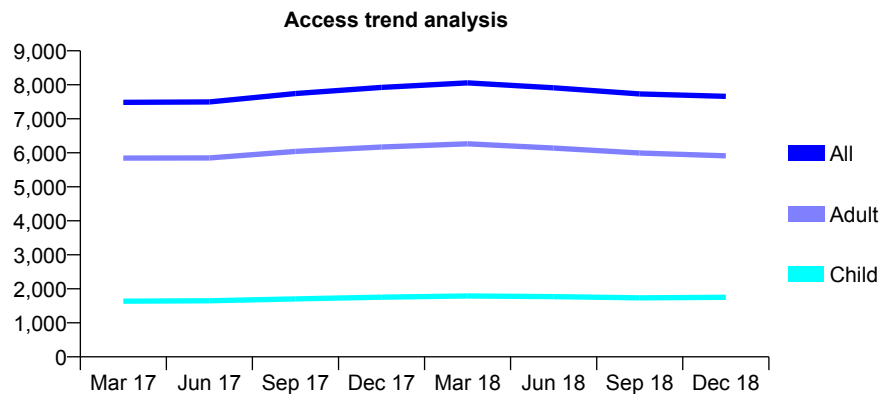
Q70 - Vital Signs At a Glance Contract Report for 353663/0001 - December 2018

Name or company name	Dr G Papoutsis & Dr A Brogan
Contract type name	GDS Contract
Purpose of contract	General
Contract start date	01/04/2006
Contract end date	

18/19 Contracted general activity (UDA)	23,490
Carry forward general activity (UDA)	0
18/19 Contracted orthodontic activity (UOA)	0
Carry forward orthodontic activity (UOA)	0
Baseline contract value	£710,916.16

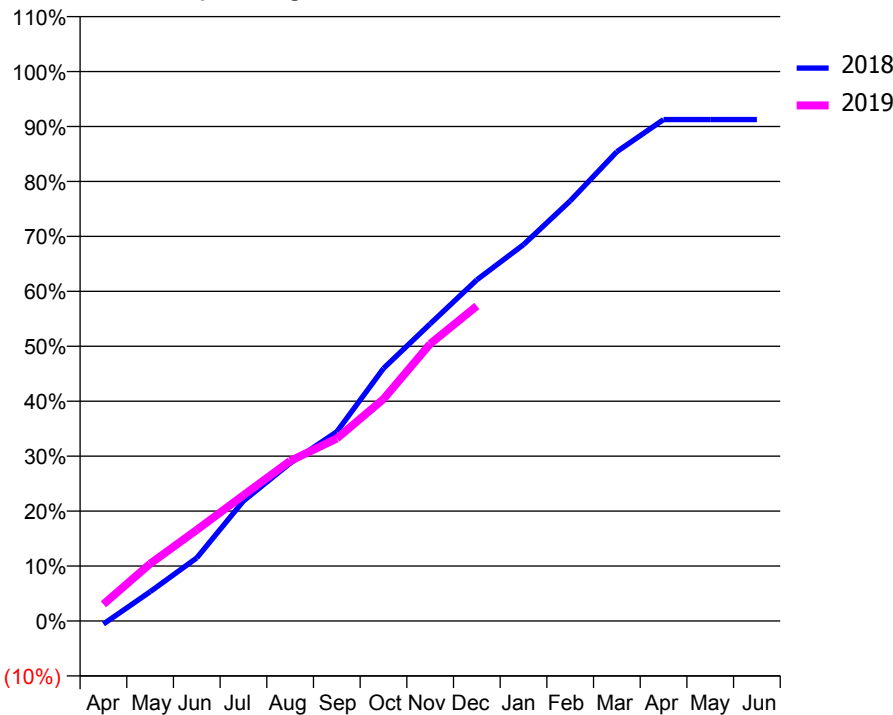
ACCESS*

Patients seen in 24 months	Total	Change since previous quarter
Quarter ending December 2017	7,925	
Quarter ending March 2018	8,055	→
Quarter ending June 2018	7,912	↓
Quarter ending September 2018	7,730	↓
Quarter ending December 2018	7,660	→
Variance since December 2017	(3.3%)	↓



ACTIVITY

Cumulative percentage of contracted UDA delivered 2018 & 2019



Month	Adjusted Scheduled Activity (UDA)	
	2018	2019
April	-132	718
May	1,254	2,446
June	2,701	3,893
July	5,132	5,376
August	6,749	6,844
September	8,091	7,802
October	10,801	9,488
November	12,704	11,848
December	14,582	13,466
January	16,088	
February	17,957	
March	20,060	
April	21,437	
May	21,438	
June	21,438	

QUALITY

	Quantity	Base Number	Contract	AT	Region	England
% of FP17s for the same patient ID Re-attending within 3 months - Children	86	1,814	4.7%	9.6%	11.3%	11.8%
% of FP17s for the same patient ID Re-attending within 3 months - Adults	597	5,892	10.1%	13.9%	15.3%	15.6%
% of FP17s for the same patient ID Re-attending between 3 & 9 months - Children	1,158	1,814	63.8%	61.7%	61.1%	58.8%
% of FP17s for the same patient ID Re-attending between 3 & 9 months - Adults	3,554	5,892	60.3%	53.0%	52.4%	51.0%
% of FP17s for Band 1 Urgent Courses	451	7,128	6.3%	9.8%	9.5%	9.0%
% of FP17s Relating to Free Repair or Replacements	46	7,128	0.6%	0.6%	0.7%	0.8%
% of FP17s Relating to Continuations	46	7,128	0.6%	0.9%	0.8%	0.9%
% of Patients satisfied with the dentistry they have received	4	4	N/A	93.0%	93.1%	93.2%
% of Patients satisfied with the time they had to wait for an appointment	4	4	N/A	88.0%	87.8%	88.3%

* This is based on patients treated on this contract for their most recent course of treatment. Figures in italics indicate the base number of FP17s or Patient Questionnaire responses are less than 100. N/A is shown where the base number of responses is less than 10 during the period. % is calculated as Quantity/Base number*100

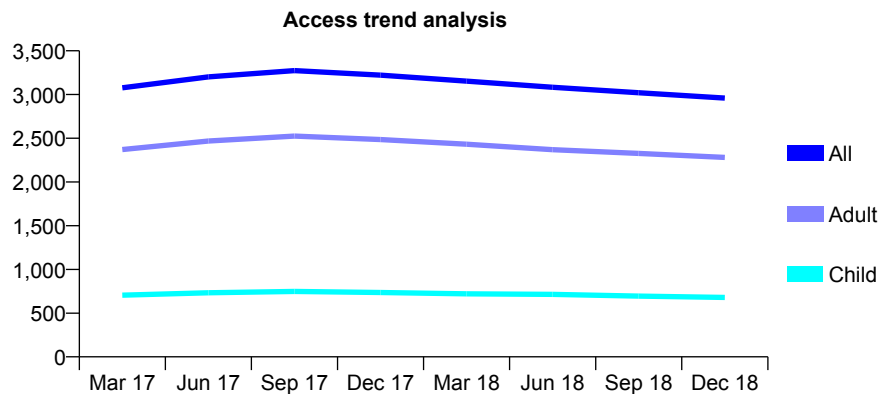
Q70 - Vital Signs At a Glance Contract Report for 356328/0002 - December 2018

Name or company name	MR JC KOTZE
Contract type name	GDS Contract
Purpose of contract	General
Contract start date	01/06/2009
Contract end date	

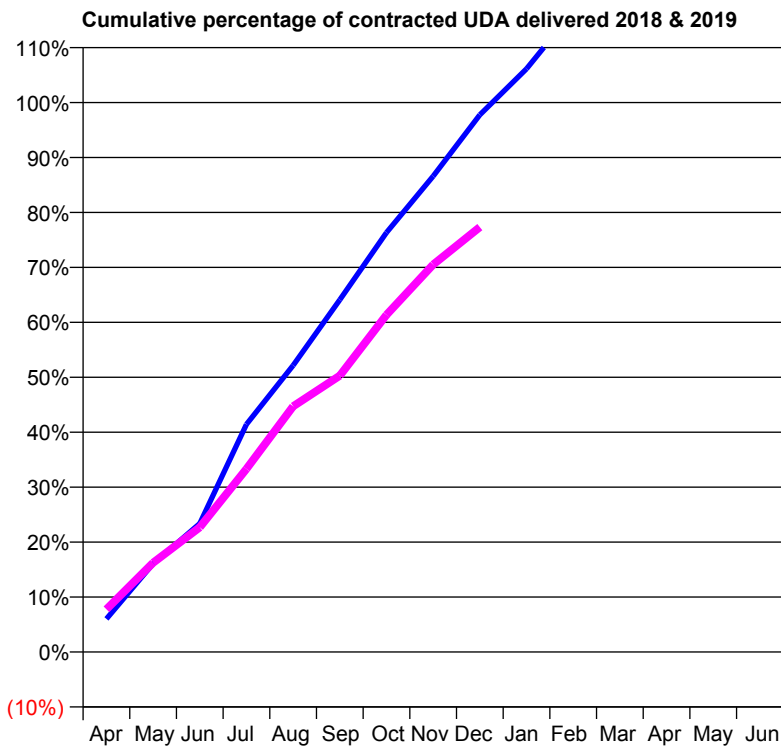
18/19 Contracted general activity (UDA)	8,400
Carry forward general activity (UDA)	0
18/19 Contracted orthodontic activity (UOA)	0
Carry forward orthodontic activity (UOA)	0
Baseline contract value	£204,879.72

ACCESS*

Patients seen in 24 months	Total	Change since previous quarter
Quarter ending December 2017	3,221	
Quarter ending March 2018	3,153	↓
Quarter ending June 2018	3,083	↓
Quarter ending September 2018	3,020	↓
Quarter ending December 2018	2,960	↓
Variance since December 2017	(8.1%)	↓



ACTIVITY



Month	Adjusted Scheduled Activity (UDA)	
	2018	2019
April	507	652
May	1,350	1,364
June	1,963	1,907
July	3,481	2,800
August	4,381	3,755
September	5,385	4,225
October	6,412	5,153
November	7,274	5,923
December	8,213	6,496
January	8,915	
February	9,787	
March	10,520	
April	10,802	
May	10,813	
June	10,813	

QUALITY

	Quantity	Base Number	Contract	AT	Region	England
% of FP17s for the same patient ID Re-attending within 3 months - Children	35	987	3.5%	9.6%	11.3%	11.8%
% of FP17s for the same patient ID Re-attending within 3 months - Adults	200	2,552	7.8%	13.9%	15.3%	15.6%
% of FP17s for the same patient ID Re-attending between 3 & 9 months - Children	747	987	75.7%	61.7%	61.1%	58.8%
% of FP17s for the same patient ID Re-attending between 3 & 9 months - Adults	1,758	2,552	68.9%	53.0%	52.4%	51.0%
% of FP17s for Band 1 Urgent Courses	246	3,392	7.3%	9.8%	9.5%	9.0%
% of FP17s Relating to Free Repair or Replacements	21	3,392	0.6%	0.6%	0.7%	0.8%
% of FP17s Relating to Continuations	10	3,392	0.3%	0.9%	0.8%	0.9%
% of Patients satisfied with the dentistry they have received	1	2	N/A	93.0%	93.1%	93.2%
% of Patients satisfied with the time they had to wait for an appointment	2	2	N/A	88.0%	87.8%	88.3%

* This is based on patients treated on this contract for their most recent course of treatment. Figures in italics indicate the base number of FP17s or Patient Questionnaire responses are less than 100. N/A is shown where the base number of responses is less than 10 during the period. % is calculated as Quantity/Base number*100

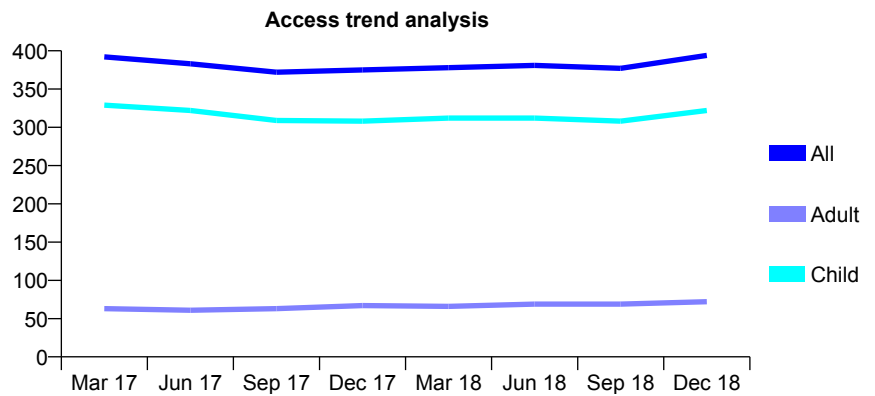
Q70 - Vital Signs At a Glance Contract Report for 559458/0001 - December 2018

Name or company name	Dr Sandip Dau
Contract type name	GDS Contract
Purpose of contract	General
Contract start date	01/04/2006
Contract end date	

18/19 Contracted general activity (UDA)	1,500
Carry forward general activity (UDA)	0
18/19 Contracted orthodontic activity (UOA)	0
Carry forward orthodontic activity (UOA)	0
Baseline contract value	£36,205.54

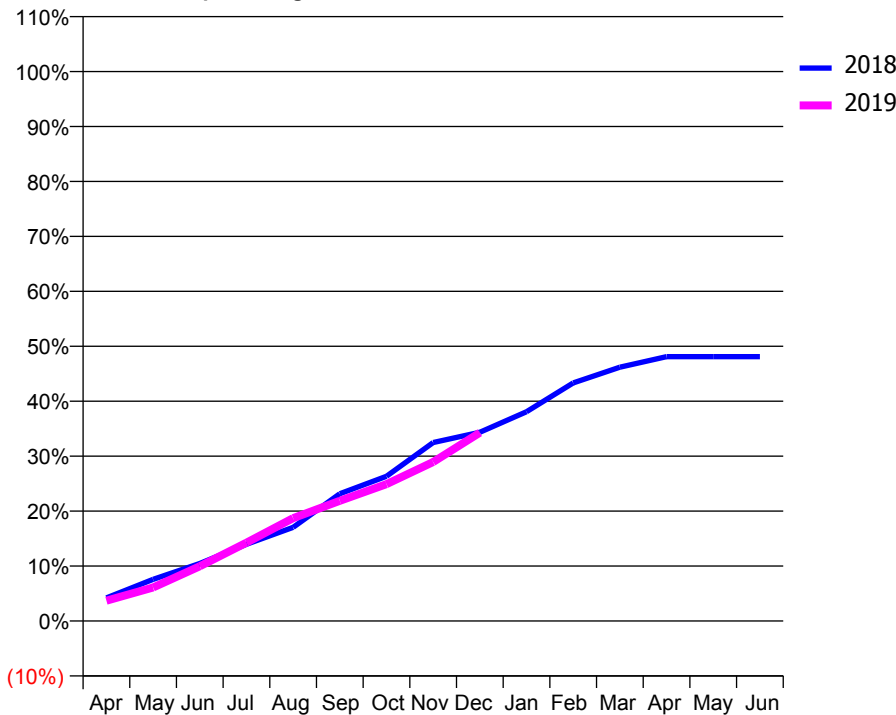
ACCESS*

Patients seen in 24 months	Total	Change since previous quarter
Quarter ending December 2017	375	
Quarter ending March 2018	378	→
Quarter ending June 2018	381	→
Quarter ending September 2018	377	↓
Quarter ending December 2018	394	↑
Variance since December 2017	5.1%	↑



ACTIVITY

Cumulative percentage of contracted UDA delivered 2018 & 2019



Month	Adjusted Scheduled Activity (UDA)	
	2018	2019
April	63	55
May	114	91
June	157	150
July	209	214
August	256	281
September	348	328
October	395	374
November	487	434
December	515	514
January	571	
February	650	
March	693	
April	722	
May	722	
June	722	

QUALITY

	Quantity	Base Number	Contract	AT	Region	England
% of FP17s for the same patient ID Re-attending within 3 months - Children	22	422	5.2%	9.6%	11.3%	11.8%
% of FP17s for the same patient ID Re-attending within 3 months - Adults	1	26	3.8%	13.9%	15.3%	15.6%
% of FP17s for the same patient ID Re-attending between 3 & 9 months - Children	297	422	70.4%	61.7%	61.1%	58.8%
% of FP17s for the same patient ID Re-attending between 3 & 9 months - Adults	22	26	84.6%	53.0%	52.4%	51.0%
% of FP17s for Band 1 Urgent Courses	11	419	2.6%	9.8%	9.5%	9.0%
% of FP17s Relating to Free Repair or Replacements	0	419	0.0%	0.6%	0.7%	0.8%
% of FP17s Relating to Continuations	0	419	0.0%	0.9%	0.8%	0.9%
% of Patients satisfied with the dentistry they have received	0	0	N/A	93.0%	93.1%	93.2%
% of Patients satisfied with the time they had to wait for an appointment	0	0	N/A	88.0%	87.8%	88.3%

* This is based on patients treated on this contract for their most recent course of treatment. Figures in italics indicate the base number of FP17s or Patient Questionnaire responses are less than 100. N/A is shown where the base number of responses is less than 10 during the period. % is calculated as Quantity/Base number*100

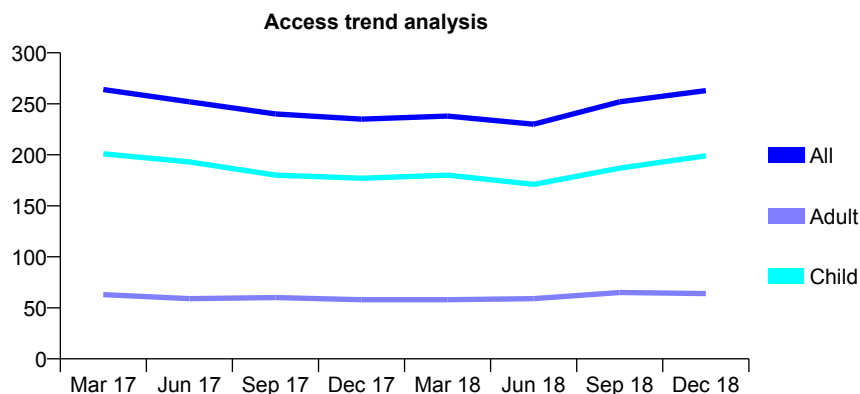
Q70 - Vital Signs At a Glance Contract Report for 563749/0002 - December 2018

Name or company name	Maria Nimako
Contract type name	GDS Contract
Purpose of contract	General
Contract start date	18/07/2007
Contract end date	

18/19 Contracted general activity (UDA)	800
Carry forward general activity (UDA)	0
18/19 Contracted orthodontic activity (UOA)	0
Carry forward orthodontic activity (UOA)	0
Baseline contract value	£18,269.86

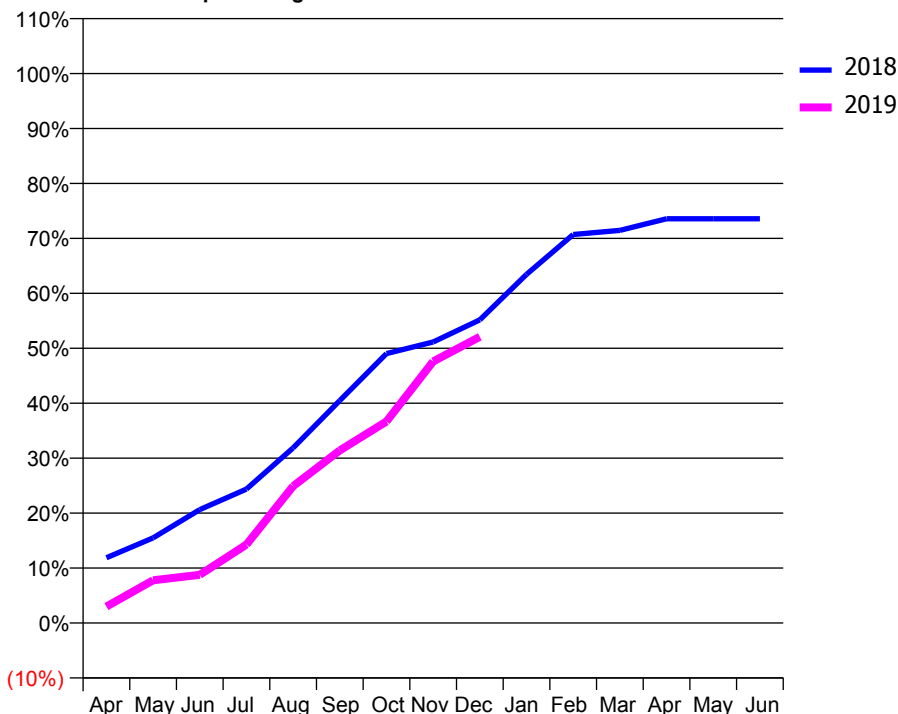
ACCESS*

Patients seen in 24 months	Total	Change since previous quarter
Quarter ending December 2017	235	
Quarter ending March 2018	238	→
Quarter ending June 2018	230	↓
Quarter ending September 2018	252	↑
Quarter ending December 2018	263	↑
Variance since December 2017	11.9%	↑



ACTIVITY

Cumulative percentage of contracted UDA delivered 2018 & 2019



Month	Adjusted Scheduled Activity (UDA)	
	2018	2019
April	95	24
May	124	62
June	165	70
July	195	114
August	255	199
September	324	251
October	392	293
November	409	381
December	441	417
January	508	
February	566	
March	572	
April	589	
May	589	
June	589	

QUALITY

	Quantity	Base Number	Contract	AT	Region	England
% of FP17s for the same patient ID Re-attending within 3 months - Children	5	229	2.2%	9.6%	11.3%	11.8%
% of FP17s for the same patient ID Re-attending within 3 months - Adults	4	45	8.9%	13.9%	15.3%	15.6%
% of FP17s for the same patient ID Re-attending between 3 & 9 months - Children	142	229	62.0%	61.7%	61.1%	58.8%
% of FP17s for the same patient ID Re-attending between 3 & 9 months - Adults	29	45	64.4%	53.0%	52.4%	51.0%
% of FP17s for Band 1 Urgent Courses	4	259	1.5%	9.8%	9.5%	9.0%
% of FP17s Relating to Free Repair or Replacements	0	259	0.0%	0.6%	0.7%	0.8%
% of FP17s Relating to Continuations	0	259	0.0%	0.9%	0.8%	0.9%
% of Patients satisfied with the dentistry they have received	0	0	N/A	93.0%	93.1%	93.2%
% of Patients satisfied with the time they had to wait for an appointment	0	0	N/A	88.0%	87.8%	88.3%

* This is based on patients treated on this contract for their most recent course of treatment. Figures in italics indicate the base number of FP17s or Patient Questionnaire responses are less than 100. N/A is shown where the base number of responses is less than 10 during the period. % is calculated as Quantity/Base number*100

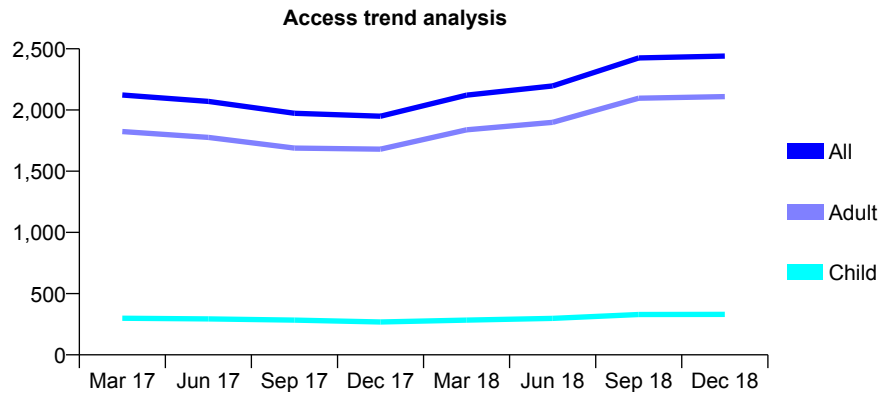
Q70 - Vital Signs At a Glance Contract Report for 564796/0001 - December 2018

Name or company name	CP Dental
Contract type name	GDS Contract
Purpose of contract	General
Contract start date	01/04/2006
Contract end date	

18/19 Contracted general activity (UDA)	6,504
Carry forward general activity (UDA)	0
18/19 Contracted orthodontic activity (UOA)	0
Carry forward orthodontic activity (UOA)	0
Baseline contract value	£161,346.21

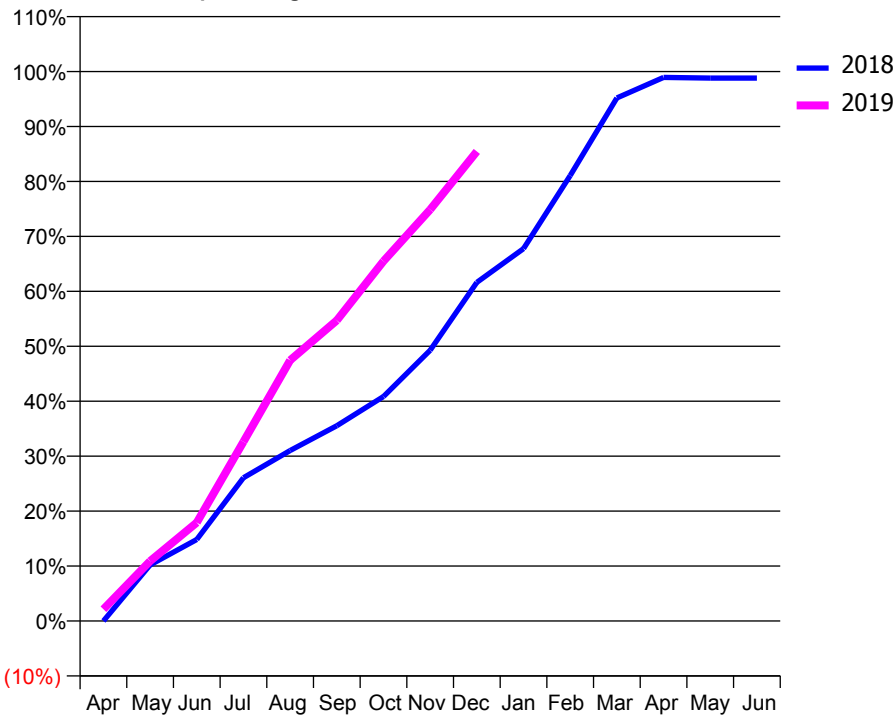
ACCESS*

Patients seen in 24 months	Total	Change since previous quarter
Quarter ending December 2017	1,949	
Quarter ending March 2018	2,122	↑
Quarter ending June 2018	2,197	↑
Quarter ending September 2018	2,425	↑
Quarter ending December 2018	2,441	→
Variance since December 2017	25.2%	↑



ACTIVITY

Cumulative percentage of contracted UDA delivered 2018 & 2019



Month	Adjusted Scheduled Activity (UDA)	
	2018	2019
April	0	139
May	664	709
June	965	1,166
July	1,696	2,122
August	2,018	3,086
September	2,312	3,559
October	2,657	4,259
November	3,204	4,869
December	4,008	5,558
January	4,407	
February	5,272	
March	6,192	
April	6,435	
May	6,426	
June	6,426	

QUALITY

	Quantity	Base Number	Contract	AT	Region	England
% of FP17s for the same patient ID Re-attending within 3 months - Children	12	408	2.9%	9.6%	11.3%	11.8%
% of FP17s for the same patient ID Re-attending within 3 months - Adults	410	2,810	14.6%	13.9%	15.3%	15.6%
% of FP17s for the same patient ID Re-attending between 3 & 9 months - Children	227	408	55.6%	61.7%	61.1%	58.8%
% of FP17s for the same patient ID Re-attending between 3 & 9 months - Adults	1,446	2,810	51.5%	53.0%	52.4%	51.0%
% of FP17s for Band 1 Urgent Courses	215	3,074	7.0%	9.8%	9.5%	9.0%
% of FP17s Relating to Free Repair or Replacements	31	3,074	1.0%	0.6%	0.7%	0.8%
% of FP17s Relating to Continuations	1	3,074	0.0%	0.9%	0.8%	0.9%
% of Patients satisfied with the dentistry they have received	3	3	N/A	93.0%	93.1%	93.2%
% of Patients satisfied with the time they had to wait for an appointment	3	3	N/A	88.0%	87.8%	88.3%

* This is based on patients treated on this contract for their most recent course of treatment. Figures in italics indicate the base number of FP17s or Patient Questionnaire responses are less than 100. N/A is shown where the base number of responses is less than 10 during the period. % is calculated as Quantity/Base number*100

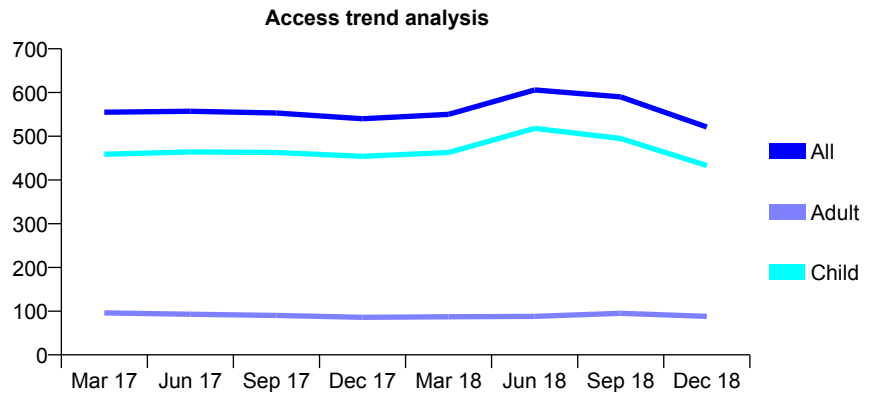
Q70 - Vital Signs At a Glance Contract Report for 565792/0001 - December 2018

Name or company name	The Drayton Dental Practice
Contract type name	GDS Contract
Purpose of contract	General
Contract start date	01/04/2006
Contract end date	

18/19 Contracted general activity (UDA)	1,823
Carry forward general activity (UDA)	0
18/19 Contracted orthodontic activity (UOA)	0
Carry forward orthodontic activity (UOA)	0
Baseline contract value	£38,950.79

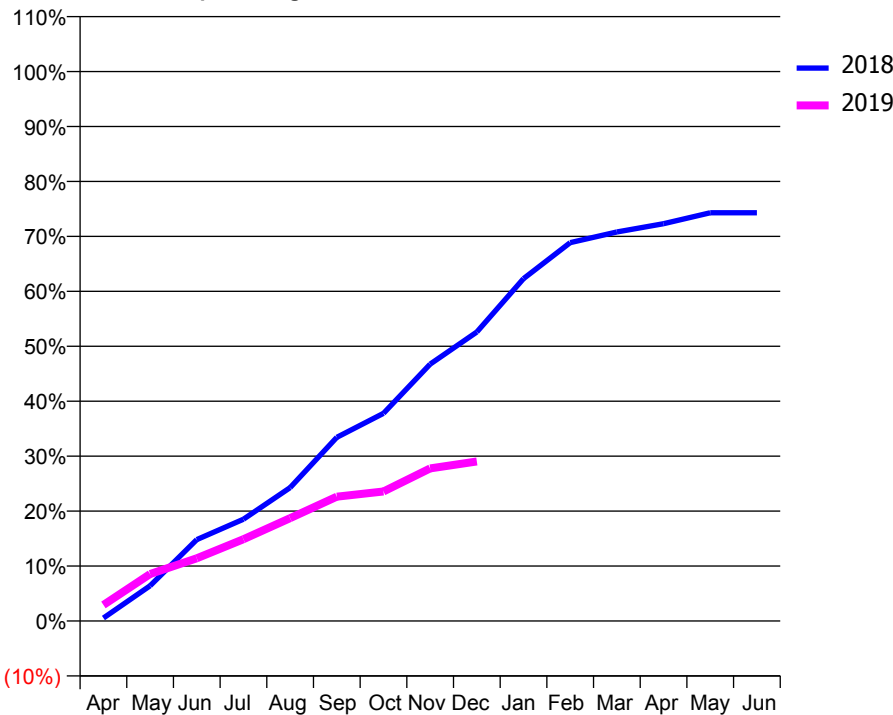
ACCESS*

Patients seen in 24 months	Total	Change since previous quarter
Quarter ending December 2017	540	
Quarter ending March 2018	550	→
Quarter ending June 2018	606	↑
Quarter ending September 2018	590	↓
Quarter ending December 2018	521	↓
Variance since December 2017	(3.5%)	↓



ACTIVITY

Cumulative percentage of contracted UDA delivered 2018 & 2019



Month	Adjusted Scheduled Activity (UDA)	
	2018	2019
April	10	53
May	117	156
June	270	208
July	338	271
August	443	341
September	609	413
October	689	430
November	852	506
December	959	529
January	1,136	
February	1,255	
March	1,291	
April	1,318	
May	1,354	
June	1,354	

QUALITY

	Quantity	Base Number	Contract	AT	Region	England
% of FP17s for the same patient ID Re-attending within 3 months - Children	14	527	2.7%	9.6%	11.3%	11.8%
% of FP17s for the same patient ID Re-attending within 3 months - Adults	3	33	9.1%	13.9%	15.3%	15.6%
% of FP17s for the same patient ID Re-attending between 3 & 9 months - Children	281	527	53.3%	61.7%	61.1%	58.8%
% of FP17s for the same patient ID Re-attending between 3 & 9 months - Adults	9	33	27.3%	53.0%	52.4%	51.0%
% of FP17s for Band 1 Urgent Courses	12	496	2.4%	9.8%	9.5%	9.0%
% of FP17s Relating to Free Repair or Replacements	0	496	0.0%	0.6%	0.7%	0.8%
% of FP17s Relating to Continuations	0	496	0.0%	0.9%	0.8%	0.9%
% of Patients satisfied with the dentistry they have received	1	1	N/A	93.0%	93.1%	93.2%
% of Patients satisfied with the time they had to wait for an appointment	1	1	N/A	88.0%	87.8%	88.3%

* This is based on patients treated on this contract for their most recent course of treatment. Figures in italics indicate the base number of FP17s or Patient Questionnaire responses are less than 100. N/A is shown where the base number of responses is less than 10 during the period. % is calculated as Quantity/Base number*100

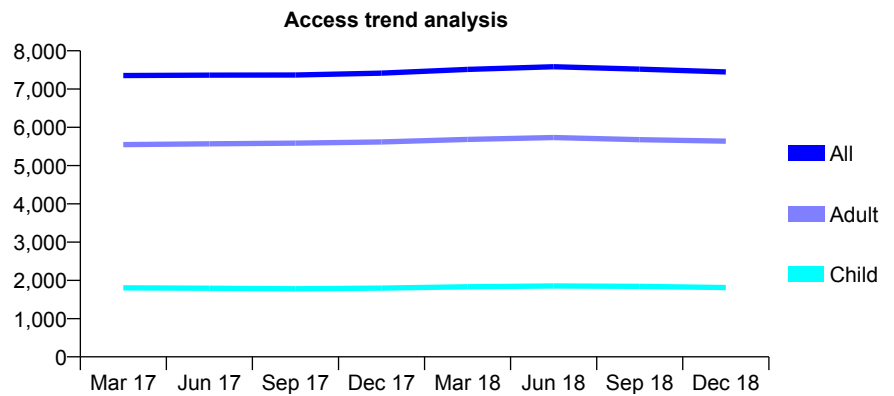
Q70 - Vital Signs At a Glance Contract Report for 566403/0001 - December 2018

Name or company name	MR WM FLETT
Contract type name	GDS Contract
Purpose of contract	General
Contract start date	01/04/2006
Contract end date	

18/19 Contracted general activity (UDA)	18,531
Carry forward general activity (UDA)	0
18/19 Contracted orthodontic activity (UOA)	0
Carry forward orthodontic activity (UOA)	0
Baseline contract value	£506,042.67

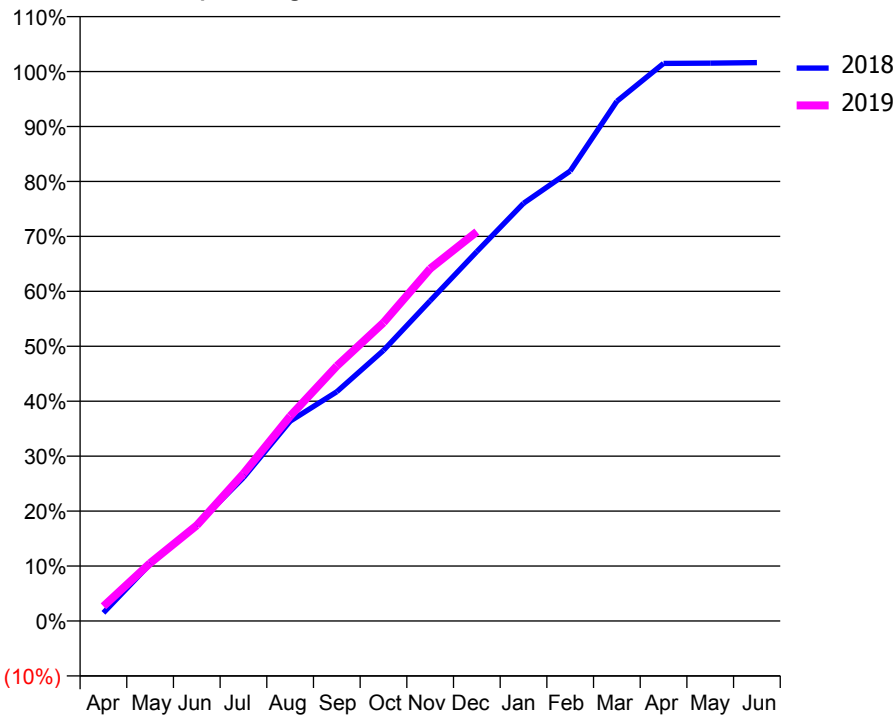
ACCESS*

Patients seen in 24 months	Total	Change since previous quarter
Quarter ending December 2017	7,415	
Quarter ending March 2018	7,514	→
Quarter ending June 2018	7,585	→
Quarter ending September 2018	7,519	→
Quarter ending December 2018	7,448	→
Variance since December 2017	0.4%	→



ACTIVITY

Cumulative percentage of contracted UDA delivered 2018 & 2019



Month	Adjusted Scheduled Activity (UDA)	
	2018	2019
April	277	498
May	1,921	1,953
June	3,247	3,226
July	4,838	4,972
August	6,737	6,911
September	7,730	8,602
October	9,128	10,061
November	10,799	11,881
December	12,457	13,128
January	14,086	
February	15,175	
March	17,526	
April	18,806	
May	18,812	
June	18,832	

QUALITY

	Quantity	Base Number	Contract	AT	Region	England
% of FP17s for the same patient ID Re-attending within 3 months - Children	125	2,041	6.1%	9.6%	11.3%	11.8%
% of FP17s for the same patient ID Re-attending within 3 months - Adults	717	5,956	12.0%	13.9%	15.3%	15.6%
% of FP17s for the same patient ID Re-attending between 3 & 9 months - Children	1,320	2,041	64.7%	61.7%	61.1%	58.8%
% of FP17s for the same patient ID Re-attending between 3 & 9 months - Adults	3,066	5,956	51.5%	53.0%	52.4%	51.0%
% of FP17s for Band 1 Urgent Courses	516	7,278	7.1%	9.8%	9.5%	9.0%
% of FP17s Relating to Free Repair or Replacements	85	7,278	1.2%	0.6%	0.7%	0.8%
% of FP17s Relating to Continuations	35	7,278	0.5%	0.9%	0.8%	0.9%
% of Patients satisfied with the dentistry they have received	1	1	N/A	93.0%	93.1%	93.2%
% of Patients satisfied with the time they had to wait for an appointment	1	1	N/A	88.0%	87.8%	88.3%

* This is based on patients treated on this contract for their most recent course of treatment. Figures in italics indicate the base number of FP17s or Patient Questionnaire responses are less than 100. N/A is shown where the base number of responses is less than 10 during the period. % is calculated as Quantity/Base number*100

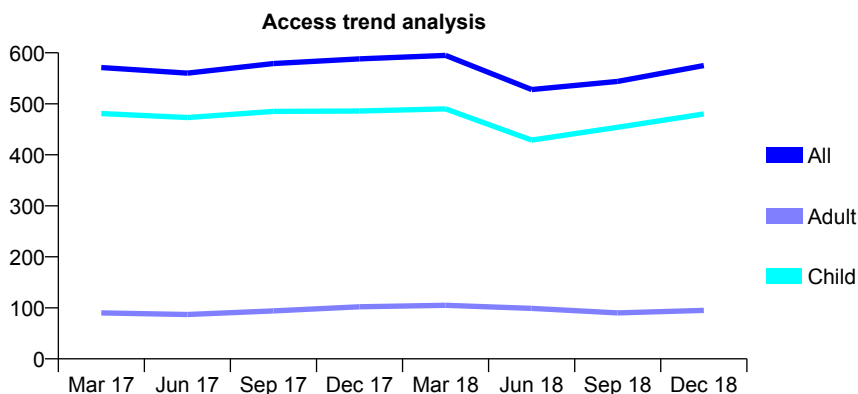
Q70 - Vital Signs At a Glance Contract Report for 567019/0001 - December 2018

Name or company name	Drayton Dental Practice
Contract type name	GDS Contract
Purpose of contract	General
Contract start date	01/04/2006
Contract end date	

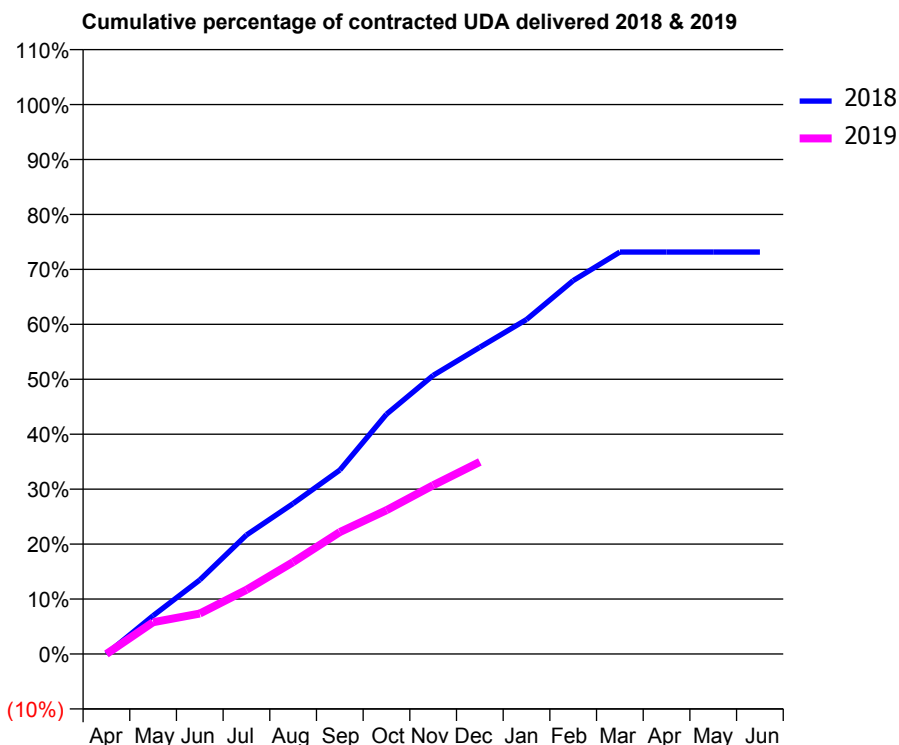
18/19 Contracted general activity (UDA)	1,526
Carry forward general activity (UDA)	0
18/19 Contracted orthodontic activity (UOA)	0
Carry forward orthodontic activity (UOA)	0
Baseline contract value	£33,645.14

ACCESS*

Patients seen in 24 months	Total	Change since previous quarter
Quarter ending December 2017	588	
Quarter ending March 2018	595	→
Quarter ending June 2018	528	↓
Quarter ending September 2018	544	↑
Quarter ending December 2018	575	↑
Variance since December 2017	(2.2%)	↓



ACTIVITY



Month	Adjusted Scheduled Activity (UDA)	
	2018	2019
April	0	0
May	106	88
June	206	112
July	330	178
August	418	255
September	511	339
October	666	399
November	774	469
December	852	533
January	929	
February	1,037	
March	1,116	
April	1,116	
May	1,116	
June	1,116	

QUALITY

	Quantity	Base Number	Contract	AT	Region	England
% of FP17s for the same patient ID Re-attending within 3 months - Children	10	454	2.2%	9.6%	11.3%	11.8%
% of FP17s for the same patient ID Re-attending within 3 months - Adults	0	30	0.0%	13.9%	15.3%	15.6%
% of FP17s for the same patient ID Re-attending between 3 & 9 months - Children	190	454	41.9%	61.7%	61.1%	58.8%
% of FP17s for the same patient ID Re-attending between 3 & 9 months - Adults	15	30	50.0%	53.0%	52.4%	51.0%
% of FP17s for Band 1 Urgent Courses	12	484	2.5%	9.8%	9.5%	9.0%
% of FP17s Relating to Free Repair or Replacements	0	484	0.0%	0.6%	0.7%	0.8%
% of FP17s Relating to Continuations	0	484	0.0%	0.9%	0.8%	0.9%
% of Patients satisfied with the dentistry they have received	0	0	N/A	93.0%	93.1%	93.2%
% of Patients satisfied with the time they had to wait for an appointment	0	0	N/A	88.0%	87.8%	88.3%

* This is based on patients treated on this contract for their most recent course of treatment. Figures in italics indicate the base number of FP17s or Patient Questionnaire responses are less than 100. N/A is shown where the base number of responses is less than 10 during the period. % is calculated as Quantity/Base number*100

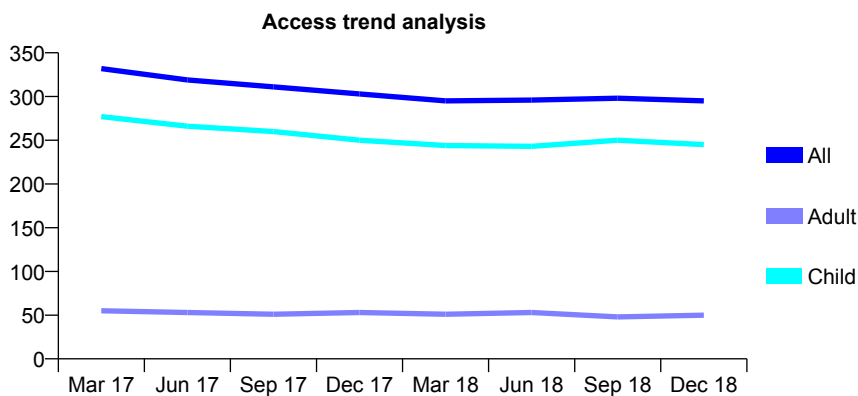
Q70 - Vital Signs At a Glance Contract Report for 567485/0002 - December 2018

Name or company name	MR PT JONES
Contract type name	GDS Contract
Purpose of contract	General and Orthodontic
Contract start date	01/04/2006
Contract end date	

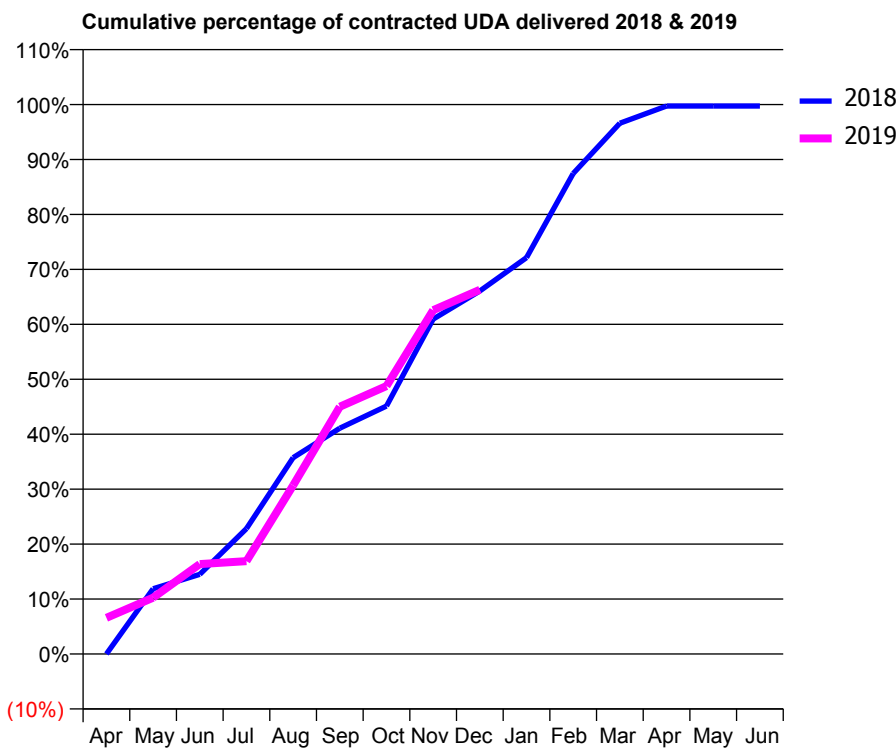
18/19 Contracted general activity (UDA)	800
Carry forward general activity (UDA)	2
18/19 Contracted orthodontic activity (UOA)	182
Carry forward orthodontic activity (UOA)	4
Baseline contract value	£37,759.59

ACCESS*

Patients seen in 24 months	Total	Change since previous quarter
Quarter ending December 2017	303	
Quarter ending March 2018	295	↓
Quarter ending June 2018	296	→
Quarter ending September 2018	298	→
Quarter ending December 2018	295	↓
Variance since December 2017	(2.6%)	↓



ACTIVITY



Month	Adjusted Scheduled Activity (UDA)	
	2018	2019
April	0	53
May	95	82
June	116	131
July	183	135
August	286	245
September	329	360
October	361	390
November	488	501
December	529	530
January	577	
February	700	
March	773	
April	798	
May	798	
June	798	

QUALITY

	Quantity	Base Number	Contract	AT	Region	England
% of FP17s for the same patient ID Re-attending within 3 months - Children	41	351	11.7%	9.6%	11.3%	11.8%
% of FP17s for the same patient ID Re-attending within 3 months - Adults	5	25	20.0%	13.9%	15.3%	15.6%
% of FP17s for the same patient ID Re-attending between 3 & 9 months - Children	252	351	71.8%	61.7%	61.1%	58.8%
% of FP17s for the same patient ID Re-attending between 3 & 9 months - Adults	17	25	68.0%	53.0%	52.4%	51.0%
% of FP17s for Band 1 Urgent Courses	21	333	6.3%	9.8%	9.5%	9.0%
% of FP17s Relating to Free Repair or Replacements	0	333	0.0%	0.6%	0.7%	0.8%
% of FP17s Relating to Continuations	0	333	0.0%	0.9%	0.8%	0.9%
% of Patients satisfied with the dentistry they have received	0	0	N/A	93.0%	93.1%	93.2%
% of Patients satisfied with the time they had to wait for an appointment	0	0	N/A	88.0%	87.8%	88.3%

* This is based on patients treated on this contract for their most recent course of treatment. Figures in italics indicate the base number of FP17s or Patient Questionnaire responses are less than 100. N/A is shown where the base number of responses is less than 10 during the period. % is calculated as Quantity/Base number*100

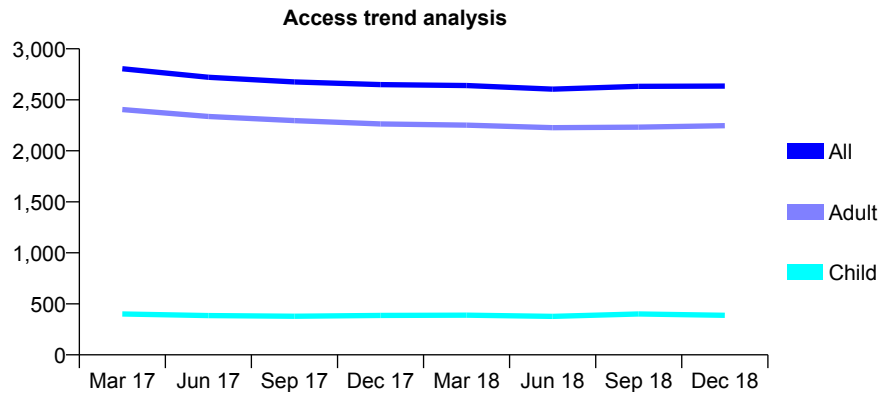
Q70 - Vital Signs At a Glance Contract Report for 569216/0001 - December 2018

Name or company name	MR BG PARNELL
Contract type name	GDS Contract
Purpose of contract	General
Contract start date	01/04/2006
Contract end date	

18/19 Contracted general activity (UDA)	8,445
Carry forward general activity (UDA)	0
18/19 Contracted orthodontic activity (UOA)	0
Carry forward orthodontic activity (UOA)	0
Baseline contract value	£217,021.84

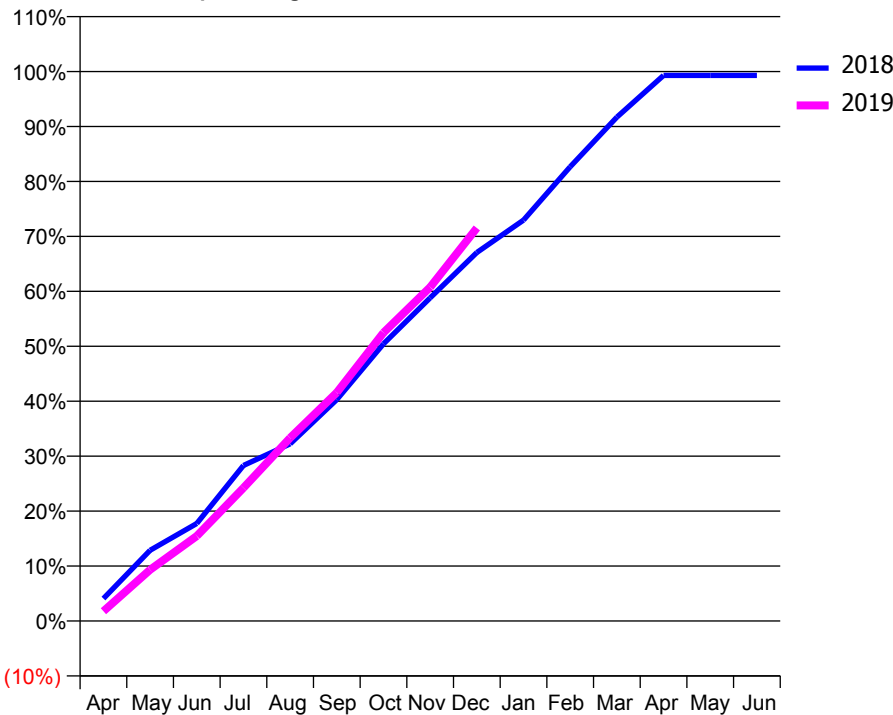
ACCESS*

Patients seen in 24 months	Total	Change since previous quarter
Quarter ending December 2017	2,649	
Quarter ending March 2018	2,640	→
Quarter ending June 2018	2,604	↓
Quarter ending September 2018	2,632	→
Quarter ending December 2018	2,635	→
Variance since December 2017	(0.5%)	→



ACTIVITY

Cumulative percentage of contracted UDA delivered 2018 & 2019



Month	Adjusted Scheduled Activity (UDA)	
	2018	2019
April	345	151
May	1,088	789
June	1,499	1,306
July	2,391	2,047
August	2,722	2,816
September	3,403	3,511
October	4,259	4,431
November	4,967	5,130
December	5,663	6,040
January	6,162	
February	6,982	
March	7,743	
April	8,385	
May	8,386	
June	8,386	

QUALITY

	Quantity	Base Number	Contract	AT	Region	England
% of FP17s for the same patient ID Re-attending within 3 months - Children	23	432	5.3%	9.6%	11.3%	11.8%
% of FP17s for the same patient ID Re-attending within 3 months - Adults	538	2,930	18.4%	13.9%	15.3%	15.6%
% of FP17s for the same patient ID Re-attending between 3 & 9 months - Children	247	432	57.2%	61.7%	61.1%	58.8%
% of FP17s for the same patient ID Re-attending between 3 & 9 months - Adults	1,696	2,930	57.9%	53.0%	52.4%	51.0%
% of FP17s for Band 1 Urgent Courses	566	3,117	18.2%	9.8%	9.5%	9.0%
% of FP17s Relating to Free Repair or Replacements	28	3,117	0.9%	0.6%	0.7%	0.8%
% of FP17s Relating to Continuations	68	3,117	2.2%	0.9%	0.8%	0.9%
% of Patients satisfied with the dentistry they have received	2	2	N/A	93.0%	93.1%	93.2%
% of Patients satisfied with the time they had to wait for an appointment	2	2	N/A	88.0%	87.8%	88.3%

* This is based on patients treated on this contract for their most recent course of treatment. Figures in italics indicate the base number of FP17s or Patient Questionnaire responses are less than 100. N/A is shown where the base number of responses is less than 10 during the period. % is calculated as Quantity/Base number*100

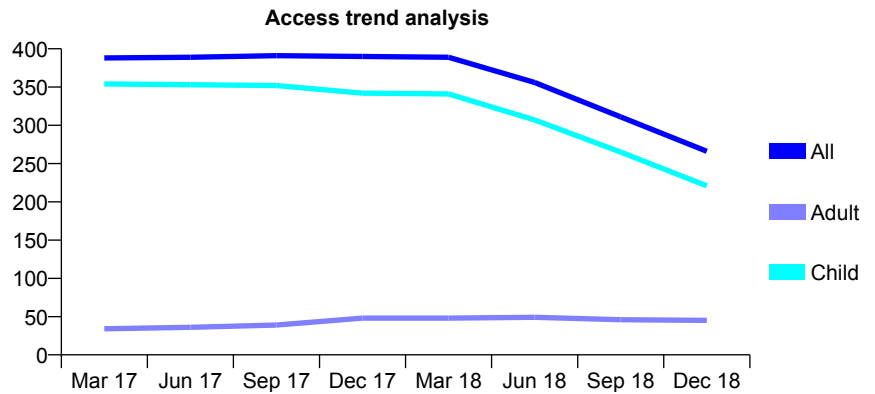
Q70 - Vital Signs At a Glance Contract Report for 570036/0001 - December 2018

Name or company name	MRS EM EXELBY
Contract type name	GDS Contract
Purpose of contract	General
Contract start date	01/04/2006
Contract end date	30/04/2018

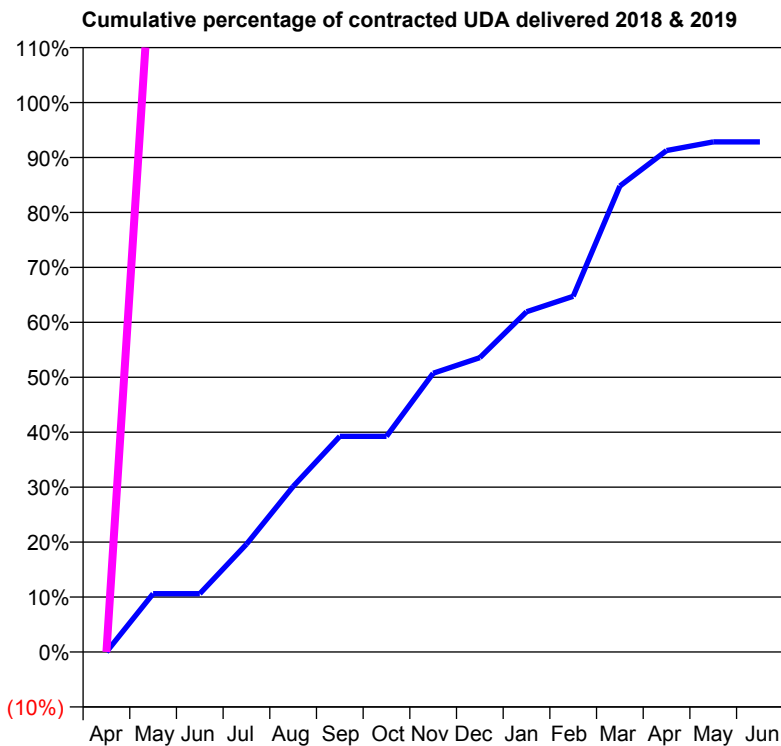
18/19 Contracted general activity (UDA)	54
Carry forward general activity (UDA)	0
18/19 Contracted orthodontic activity (UOA)	0
Carry forward orthodontic activity (UOA)	0
Baseline contract value	£1,698.19

ACCESS*

Patients seen in 24 months	Total	Change since previous quarter
Quarter ending December 2017	390	
Quarter ending March 2018	389	→
Quarter ending June 2018	356	↓
Quarter ending September 2018	311	↓
Quarter ending December 2018	266	↓
Variance since December 2017	(31.8%)	↓



ACTIVITY



Month	Adjusted Scheduled Activity (UDA)	
	2018	2019
April	0	0
May	69	71
June	69	71
July	128	78
August	196	78
September	255	78
October	255	78
November	330	78
December	348	78
January	402	
February	421	
March	551	
April	593	
May	603	
June	603	

QUALITY

	Quantity	Base Number	Contract	AT	Region	England
% of FP17s for the same patient ID Re-attending within 3 months - Children	6	92	6.5%	9.6%	11.3%	11.8%
% of FP17s for the same patient ID Re-attending within 3 months - Adults	0	0	N/A	13.9%	15.3%	15.6%
% of FP17s for the same patient ID Re-attending between 3 & 9 months - Children	39	92	42.4%	61.7%	61.1%	58.8%
% of FP17s for the same patient ID Re-attending between 3 & 9 months - Adults	0	0	N/A	53.0%	52.4%	51.0%
% of FP17s for Band 1 Urgent Courses	2	62	3.2%	9.8%	9.5%	9.0%
% of FP17s Relating to Free Repair or Replacements	0	62	0.0%	0.6%	0.7%	0.8%
% of FP17s Relating to Continuations	0	62	0.0%	0.9%	0.8%	0.9%
% of Patients satisfied with the dentistry they have received	0	0	N/A	93.0%	93.1%	93.2%
% of Patients satisfied with the time they had to wait for an appointment	0	0	N/A	88.0%	87.8%	88.3%

* This is based on patients treated on this contract for their most recent course of treatment. Figures in italics indicate the base number of FP17s or Patient Questionnaire responses are less than 100. N/A is shown where the base number of responses is less than 10 during the period. % is calculated as Quantity/Base number*100

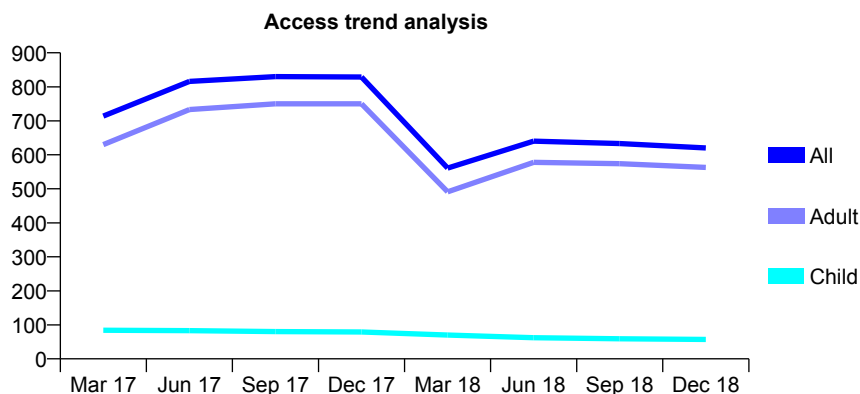
Q70 - Vital Signs At a Glance Contract Report for 572330/0001 - December 2018

Name or company name	MR SD JAMES
Contract type name	GDS Contract
Purpose of contract	General
Contract start date	01/04/2006
Contract end date	31/12/2018

18/19 Contracted general activity (UDA)	2,625
Carry forward general activity (UDA)	0
18/19 Contracted orthodontic activity (UOA)	0
Carry forward orthodontic activity (UOA)	0
Baseline contract value	£60,520.40

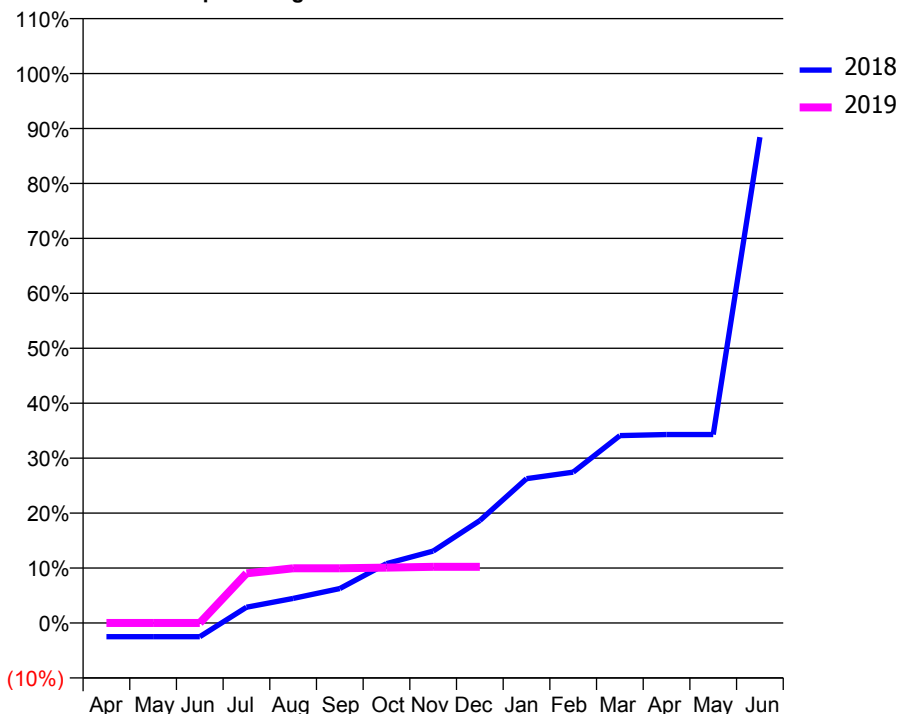
ACCESS*

Patients seen in 24 months	Total	Change since previous quarter
Quarter ending December 2017	829	
Quarter ending March 2018	561	↓
Quarter ending June 2018	640	↑
Quarter ending September 2018	633	↓
Quarter ending December 2018	620	↓
Variance since December 2017	(25.2%)	↓



ACTIVITY

Cumulative percentage of contracted UDA delivered 2018 & 2019



Month	Adjusted Scheduled Activity (UDA)	
	2018	2019
April	-88	0
May	-88	0
June	-88	0
July	101	237
August	157	261
September	220	261
October	379	264
November	458	268
December	653	268
January	919	
February	961	
March	1,193	
April	1,200	
May	1,200	
June	3,094	

QUALITY

	Quantity	Base Number	Contract	AT	Region	England
% of FP17s for the same patient ID Re-attending within 3 months - Children	0	20	0.0%	9.6%	11.3%	11.8%
% of FP17s for the same patient ID Re-attending within 3 months - Adults	27	274	9.9%	13.9%	15.3%	15.6%
% of FP17s for the same patient ID Re-attending between 3 & 9 months - Children	15	20	75.0%	61.7%	61.1%	58.8%
% of FP17s for the same patient ID Re-attending between 3 & 9 months - Adults	63	274	23.0%	53.0%	52.4%	51.0%
% of FP17s for Band 1 Urgent Courses	2	52	3.8%	9.8%	9.5%	9.0%
% of FP17s Relating to Free Repair or Replacements	0	52	0.0%	0.6%	0.7%	0.8%
% of FP17s Relating to Continuations	0	52	0.0%	0.9%	0.8%	0.9%
% of Patients satisfied with the dentistry they have received	1	1	N/A	93.0%	93.1%	93.2%
% of Patients satisfied with the time they had to wait for an appointment	1	1	N/A	88.0%	87.8%	88.3%

* This is based on patients treated on this contract for their most recent course of treatment. Figures in italics indicate the base number of FP17s or Patient Questionnaire responses are less than 100. N/A is shown where the base number of responses is less than 10 during the period. % is calculated as Quantity/Base number*100

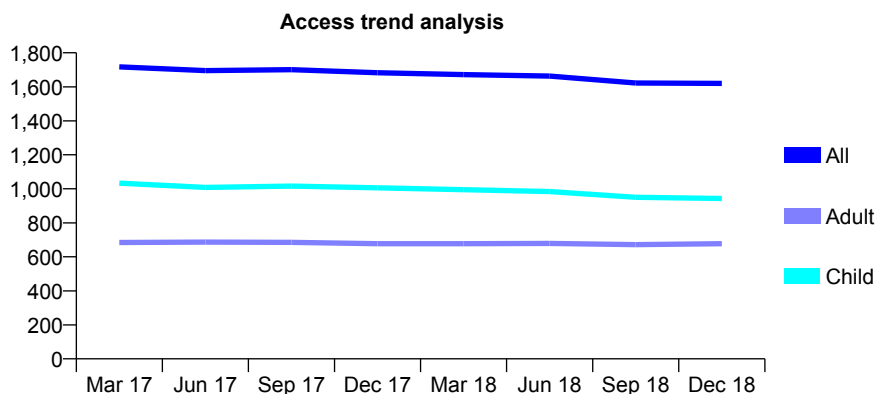
Q70 - Vital Signs At a Glance Contract Report for 573566/0002 - December 2018

Name or company name	Sandown Dental Practice
Contract type name	GDS Contract
Purpose of contract	General
Contract start date	04/01/2010
Contract end date	

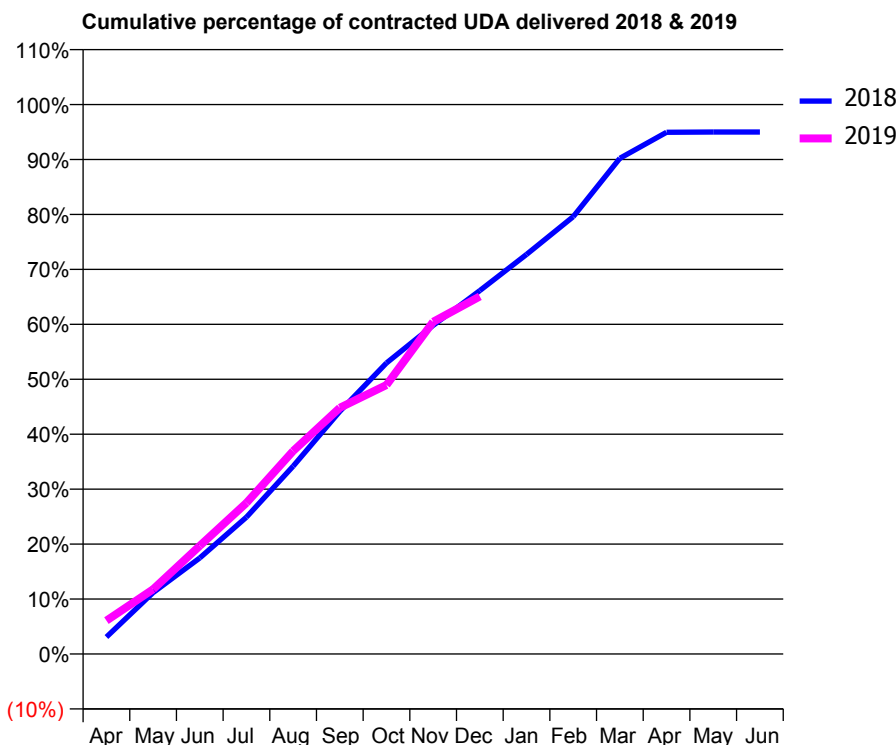
18/19 Contracted general activity (UDA)	3,506
Carry forward general activity (UDA)	0
18/19 Contracted orthodontic activity (UOA)	0
Carry forward orthodontic activity (UOA)	0
Baseline contract value	£85,071.96

ACCESS*

Patients seen in 24 months	Total	Change since previous quarter
Quarter ending December 2017	1,683	
Quarter ending March 2018	1,672	→
Quarter ending June 2018	1,663	→
Quarter ending September 2018	1,622	↓
Quarter ending December 2018	1,620	→
Variance since December 2017	(3.7%)	↓



ACTIVITY



Month	Adjusted Scheduled Activity (UDA)	
	2018	2019
April	109	213
May	392	413
June	613	690
July	874	964
August	1,199	1,295
September	1,548	1,571
October	1,857	1,717
November	2,097	2,119
December	2,319	2,281
January	2,549	
February	2,791	
March	3,163	
April	3,328	
May	3,330	
June	3,330	

QUALITY

	Quantity	Base Number	Contract	AT	Region	England
% of FP17s for the same patient ID Re-attending within 3 months - Children	105	1,248	8.4%	9.6%	11.3%	11.8%
% of FP17s for the same patient ID Re-attending within 3 months - Adults	53	571	9.3%	13.9%	15.3%	15.6%
% of FP17s for the same patient ID Re-attending between 3 & 9 months - Children	866	1,248	69.4%	61.7%	61.1%	58.8%
% of FP17s for the same patient ID Re-attending between 3 & 9 months - Adults	286	571	50.1%	53.0%	52.4%	51.0%
% of FP17s for Band 1 Urgent Courses	62	1,717	3.6%	9.8%	9.5%	9.0%
% of FP17s Relating to Free Repair or Replacements	0	1,717	0.0%	0.6%	0.7%	0.8%
% of FP17s Relating to Continuations	4	1,717	0.2%	0.9%	0.8%	0.9%
% of Patients satisfied with the dentistry they have received	0	0	N/A	93.0%	93.1%	93.2%
% of Patients satisfied with the time they had to wait for an appointment	0	0	N/A	88.0%	87.8%	88.3%

* This is based on patients treated on this contract for their most recent course of treatment. Figures in italics indicate the base number of FP17s or Patient Questionnaire responses are less than 100. N/A is shown where the base number of responses is less than 10 during the period. % is calculated as Quantity/Base number*100

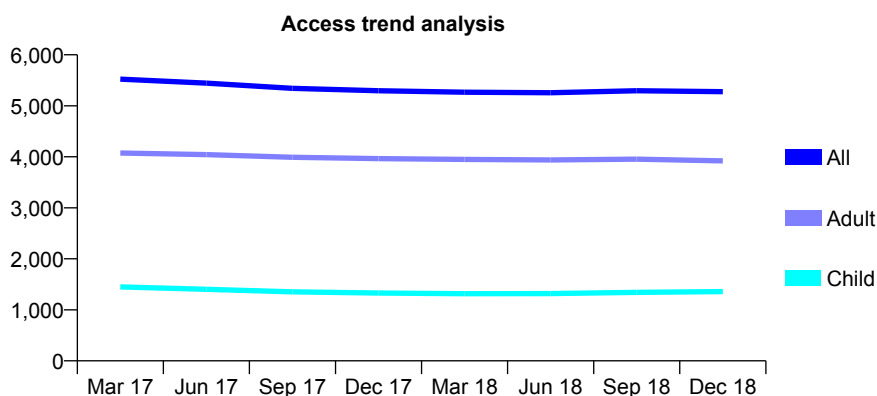
Q70 - Vital Signs At a Glance Contract Report for 574074/0001 - December 2018

Name or company name	Mr N Jones
Contract type name	GDS Contract
Purpose of contract	General and Orthodontic
Contract start date	01/04/2006
Contract end date	

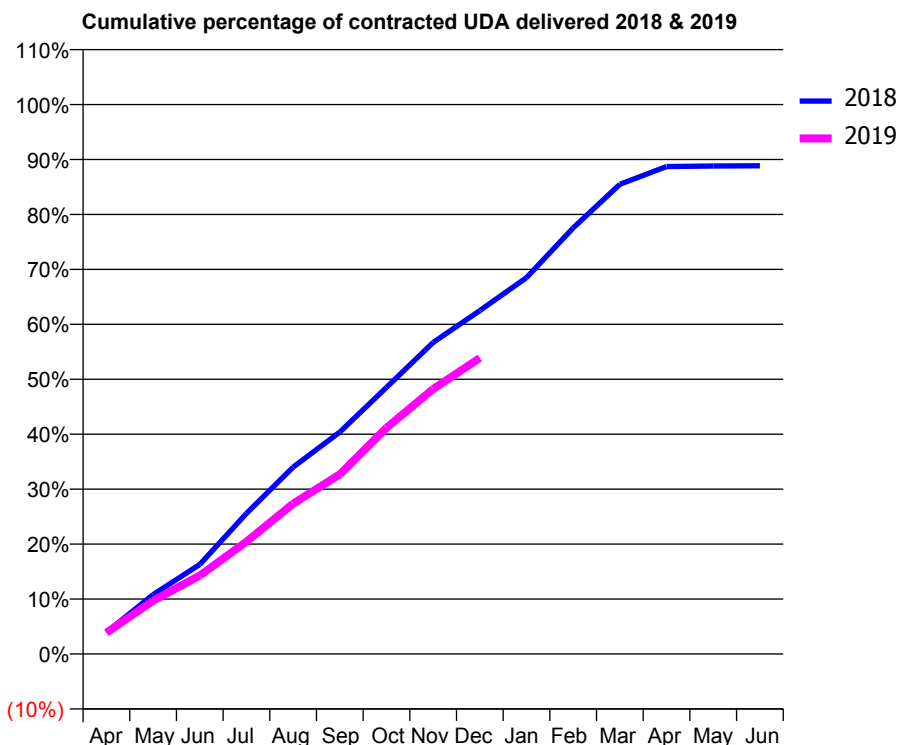
18/19 Contracted general activity (UDA)	13,816
Carry forward general activity (UDA)	0
18/19 Contracted orthodontic activity (UOA)	500
Carry forward orthodontic activity (UOA)	0
Baseline contract value	£444,949.27

ACCESS*

Patients seen in 24 months	Total	Change since previous quarter
Quarter ending December 2017	5,295	
Quarter ending March 2018	5,267	→
Quarter ending June 2018	5,257	→
Quarter ending September 2018	5,296	→
Quarter ending December 2018	5,278	→
Variance since December 2017	(0.3%)	→



ACTIVITY



Month	Adjusted Scheduled Activity (UDA)	
	2018	2019
April	548	536
May	1,495	1,338
June	2,250	1,974
July	3,535	2,823
August	4,698	3,782
September	5,581	4,516
October	6,704	5,689
November	7,835	6,664
December	8,636	7,441
January	9,464	
February	10,714	
March	11,810	
April	12,255	
May	12,268	
June	12,274	

QUALITY

	Quantity	Base Number	Contract	AT	Region	England
% of FP17s for the same patient ID Re-attending within 3 months - Children	112	1,267	8.8%	9.6%	11.3%	11.8%
% of FP17s for the same patient ID Re-attending within 3 months - Adults	389	3,479	11.2%	13.9%	15.3%	15.6%
% of FP17s for the same patient ID Re-attending between 3 & 9 months - Children	713	1,267	56.3%	61.7%	61.1%	58.8%
% of FP17s for the same patient ID Re-attending between 3 & 9 months - Adults	2,046	3,479	58.8%	53.0%	52.4%	51.0%
% of FP17s for Band 1 Urgent Courses	148	3,902	3.8%	9.8%	9.5%	9.0%
% of FP17s Relating to Free Repair or Replacements	56	3,902	1.4%	0.6%	0.7%	0.8%
% of FP17s Relating to Continuations	61	3,902	1.6%	0.9%	0.8%	0.9%
% of Patients satisfied with the dentistry they have received	3	3	N/A	93.0%	93.1%	93.2%
% of Patients satisfied with the time they had to wait for an appointment	3	3	N/A	88.0%	87.8%	88.3%

* This is based on patients treated on this contract for their most recent course of treatment. Figures in italics indicate the base number of FP17s or Patient Questionnaire responses are less than 100. N/A is shown where the base number of responses is less than 10 during the period. % is calculated as Quantity/Base number*100

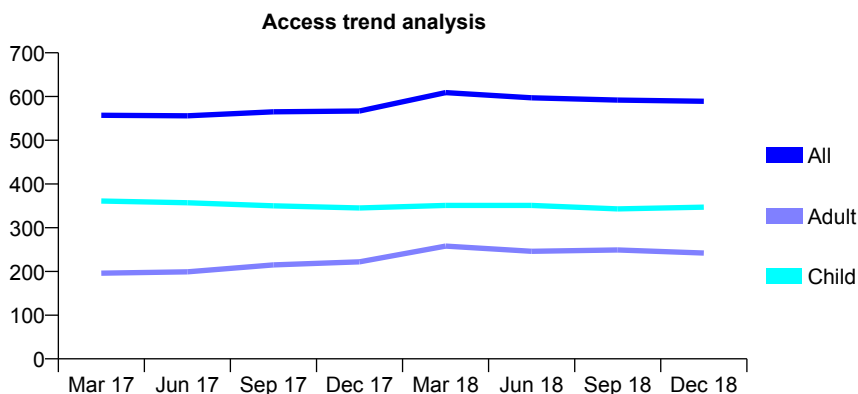
Q70 - Vital Signs At a Glance Contract Report for 574937/0001 - December 2018

Name or company name	Teeth-on-the-Heath
Contract type name	GDS Contract
Purpose of contract	General
Contract start date	01/04/2006
Contract end date	

18/19 Contracted general activity (UDA)	1,331
Carry forward general activity (UDA)	0
18/19 Contracted orthodontic activity (UOA)	0
Carry forward orthodontic activity (UOA)	0
Baseline contract value	£36,964.03

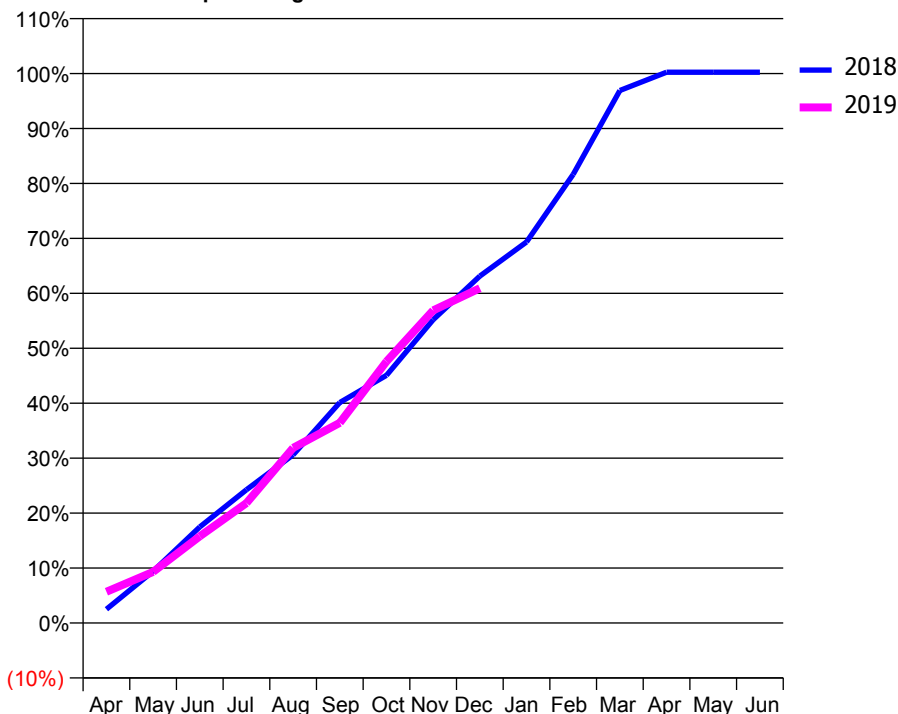
ACCESS*

Patients seen in 24 months	Total	Change since previous quarter
Quarter ending December 2017	567	
Quarter ending March 2018	609	↑
Quarter ending June 2018	597	↓
Quarter ending September 2018	592	→
Quarter ending December 2018	589	→
Variance since December 2017	3.9%	↑



ACTIVITY

Cumulative percentage of contracted UDA delivered 2018 & 2019



Adjusted Scheduled Activity (UDA)		
Month	2018	2019
April	33	76
May	126	124
June	233	210
July	323	291
August	408	424
September	534	485
October	600	634
November	735	757
December	840	811
January	923	
February	1,087	
March	1,290	
April	1,334	
May	1,334	
June	1,334	

QUALITY

	Quantity	Base Number	Contract	AT	Region	England
% of FP17s for the same patient ID Re-attending within 3 months - Children	39	425	9.2%	9.6%	11.3%	11.8%
% of FP17s for the same patient ID Re-attending within 3 months - Adults	17	132	12.9%	13.9%	15.3%	15.6%
% of FP17s for the same patient ID Re-attending between 3 & 9 months - Children	304	425	71.5%	61.7%	61.1%	58.8%
% of FP17s for the same patient ID Re-attending between 3 & 9 months - Adults	65	132	49.2%	53.0%	52.4%	51.0%
% of FP17s for Band 1 Urgent Courses	65	524	12.4%	9.8%	9.5%	9.0%
% of FP17s Relating to Free Repair or Replacements	0	524	0.0%	0.6%	0.7%	0.8%
% of FP17s Relating to Continuations	0	524	0.0%	0.9%	0.8%	0.9%
% of Patients satisfied with the dentistry they have received	0	0	N/A	93.0%	93.1%	93.2%
% of Patients satisfied with the time they had to wait for an appointment	0	0	N/A	88.0%	87.8%	88.3%

* This is based on patients treated on this contract for their most recent course of treatment. Figures in italics indicate the base number of FP17s or Patient Questionnaire responses are less than 100. N/A is shown where the base number of responses is less than 10 during the period. % is calculated as Quantity/Base number*100

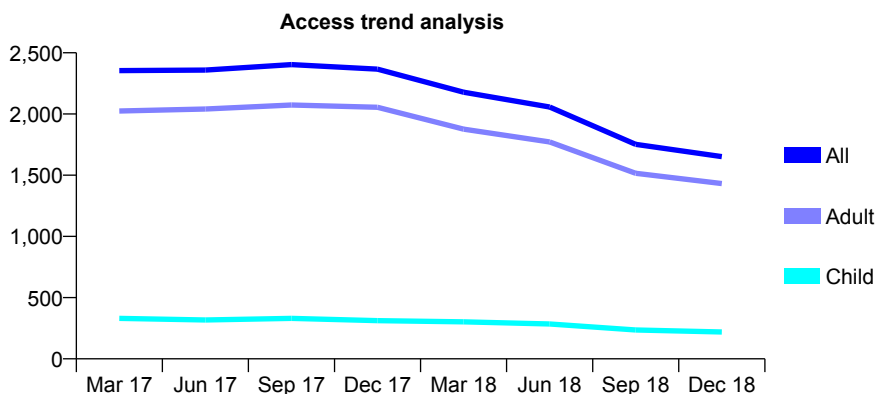
Q70 - Vital Signs At a Glance Contract Report for 626228/0001 - December 2018

Name or company name	CP Dental
Contract type name	GDS Contract
Purpose of contract	General
Contract start date	01/04/2006
Contract end date	

18/19 Contracted general activity (UDA)	7,275
Carry forward general activity (UDA)	0
18/19 Contracted orthodontic activity (UOA)	0
Carry forward orthodontic activity (UOA)	0
Baseline contract value	£176,147.77

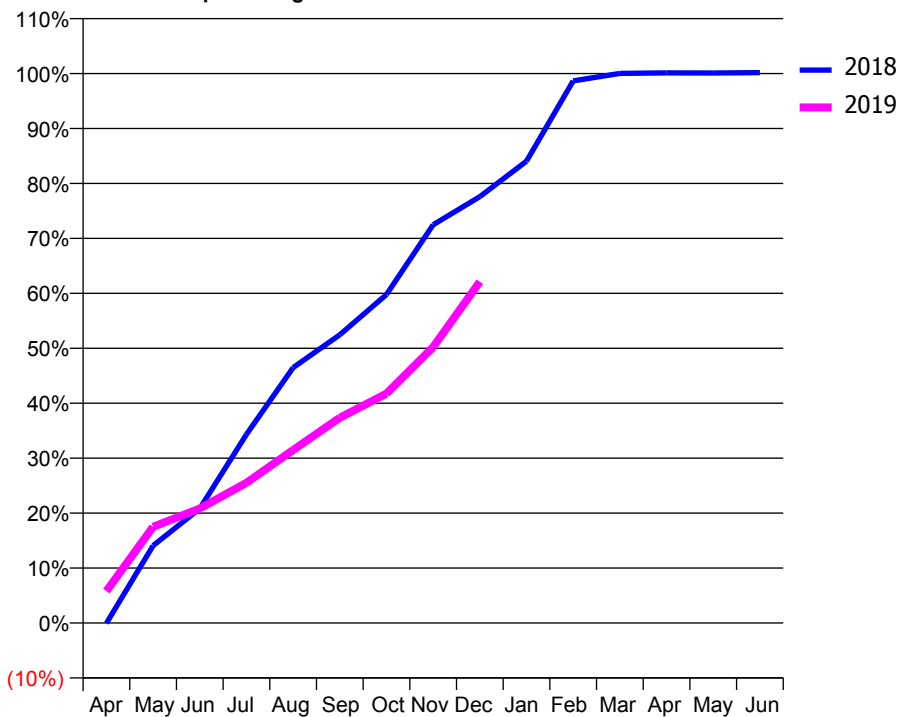
ACCESS*

Patients seen in 24 months	Total	Change since previous quarter
Quarter ending December 2017	2,367	
Quarter ending March 2018	2,178	↓
Quarter ending June 2018	2,057	↓
Quarter ending September 2018	1,752	↓
Quarter ending December 2018	1,652	↓
Variance since December 2017	(30.2%)	↓



ACTIVITY

Cumulative percentage of contracted UDA delivered 2018 & 2019



Month	Adjusted Scheduled Activity (UDA)	
	2018	2019
April	-4	423
May	1,025	1,274
June	1,515	1,516
July	2,496	1,857
August	3,382	2,291
September	3,817	2,718
October	4,349	3,038
November	5,272	3,654
December	5,645	4,518
January	6,115	
February	7,177	
March	7,276	
April	7,283	
May	7,282	
June	7,286	

QUALITY

	Quantity	Base Number	Contract	AT	Region	England
% of FP17s for the same patient ID Re-attending within 3 months - Children	8	247	3.2%	9.6%	11.3%	11.8%
% of FP17s for the same patient ID Re-attending within 3 months - Adults	150	1,861	8.1%	13.9%	15.3%	15.6%
% of FP17s for the same patient ID Re-attending between 3 & 9 months - Children	147	247	59.5%	61.7%	61.1%	58.8%
% of FP17s for the same patient ID Re-attending between 3 & 9 months - Adults	1,222	1,861	65.7%	53.0%	52.4%	51.0%
% of FP17s for Band 1 Urgent Courses	96	2,100	4.6%	9.8%	9.5%	9.0%
% of FP17s Relating to Free Repair or Replacements	12	2,100	0.6%	0.6%	0.7%	0.8%
% of FP17s Relating to Continuations	4	2,100	0.2%	0.9%	0.8%	0.9%
% of Patients satisfied with the dentistry they have received	1	1	N/A	93.0%	93.1%	93.2%
% of Patients satisfied with the time they had to wait for an appointment	1	1	N/A	88.0%	87.8%	88.3%

* This is based on patients treated on this contract for their most recent course of treatment. Figures in italics indicate the base number of FP17s or Patient Questionnaire responses are less than 100. N/A is shown where the base number of responses is less than 10 during the period. % is calculated as Quantity/Base number*100

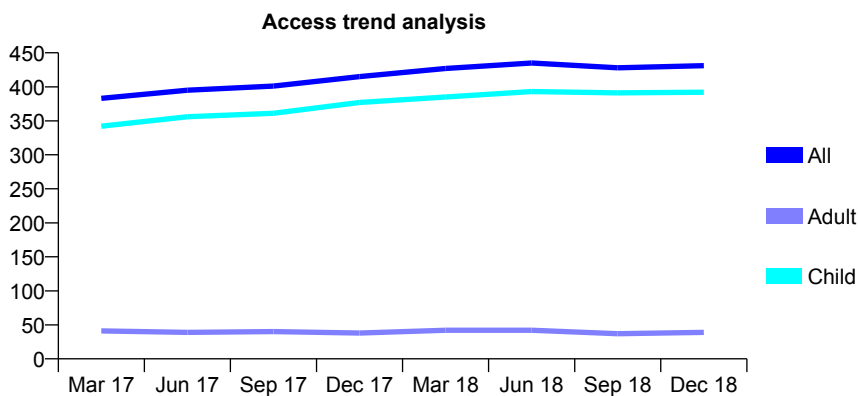
Q70 - Vital Signs At a Glance Contract Report for 635901/0001 - December 2018

Name or company name	Oakley Road Dental Practice
Contract type name	GDS Contract
Purpose of contract	General
Contract start date	01/04/2006
Contract end date	

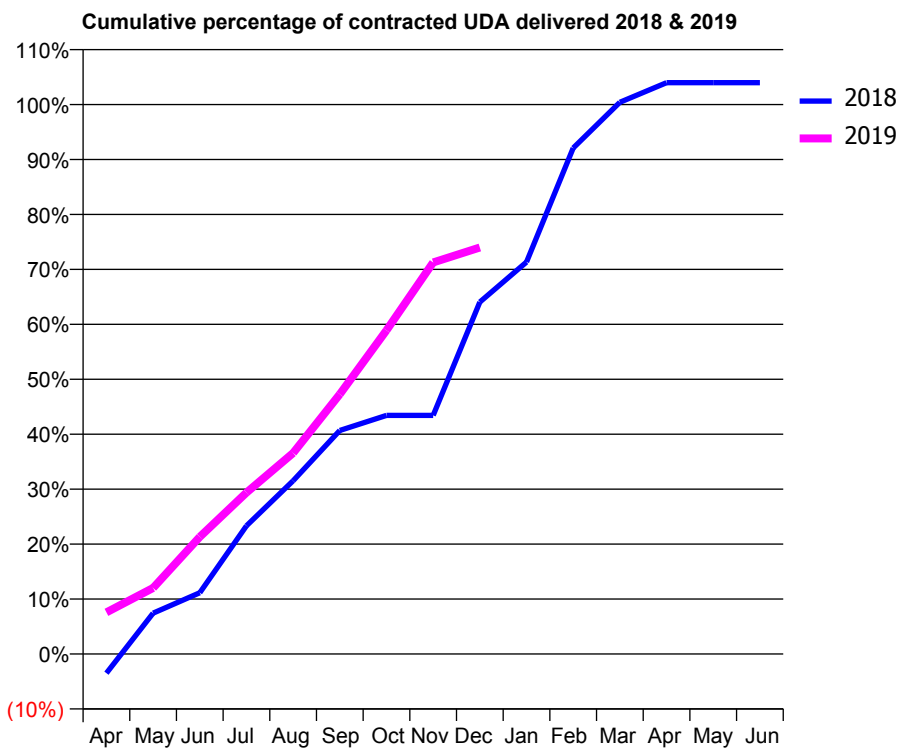
18/19 Contracted general activity (UDA)	700
Carry forward general activity (UDA)	0
18/19 Contracted orthodontic activity (UOA)	0
Carry forward orthodontic activity (UOA)	0
Baseline contract value	£16,397.31

ACCESS*

Patients seen in 24 months	Total	Change since previous quarter
Quarter ending December 2017	415	
Quarter ending March 2018	427	↑
Quarter ending June 2018	435	→
Quarter ending September 2018	428	↓
Quarter ending December 2018	431	→
Variance since December 2017	3.9%	↑



ACTIVITY



Month	Adjusted Scheduled Activity (UDA)	
	2018	2019
April	-25	53
May	52	84
June	78	149
July	163	206
August	221	256
September	285	331
October	304	412
November	304	499
December	448	518
January	499	
February	645	
March	703	
April	728	
May	728	
June	728	

QUALITY

	Quantity	Base Number	Contract	AT	Region	England
% of FP17s for the same patient ID Re-attending within 3 months - Children	25	435	5.7%	9.6%	11.3%	11.8%
% of FP17s for the same patient ID Re-attending within 3 months - Adults	0	0	N/A	13.9%	15.3%	15.6%
% of FP17s for the same patient ID Re-attending between 3 & 9 months - Children	295	435	67.8%	61.7%	61.1%	58.8%
% of FP17s for the same patient ID Re-attending between 3 & 9 months - Adults	0	0	N/A	53.0%	52.4%	51.0%
% of FP17s for Band 1 Urgent Courses	9	417	2.2%	9.8%	9.5%	9.0%
% of FP17s Relating to Free Repair or Replacements	0	417	0.0%	0.6%	0.7%	0.8%
% of FP17s Relating to Continuations	1	417	0.2%	0.9%	0.8%	0.9%
% of Patients satisfied with the dentistry they have received	0	0	N/A	93.0%	93.1%	93.2%
% of Patients satisfied with the time they had to wait for an appointment	0	0	N/A	88.0%	87.8%	88.3%

* This is based on patients treated on this contract for their most recent course of treatment. Figures in italics indicate the base number of FP17s or Patient Questionnaire responses are less than 100. N/A is shown where the base number of responses is less than 10 during the period. % is calculated as Quantity/Base number*100

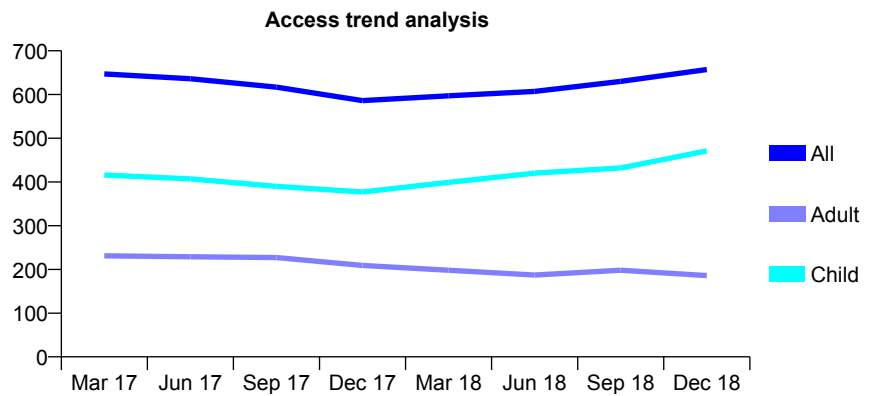
Q70 - Vital Signs At a Glance Contract Report for 636150/0001 - December 2018

Name or company name	MR JF KAVANAGH
Contract type name	GDS Contract
Purpose of contract	General
Contract start date	01/04/2006
Contract end date	

18/19 Contracted general activity (UDA)	1,160
Carry forward general activity (UDA)	0
18/19 Contracted orthodontic activity (UOA)	0
Carry forward orthodontic activity (UOA)	0
Baseline contract value	£25,455.00

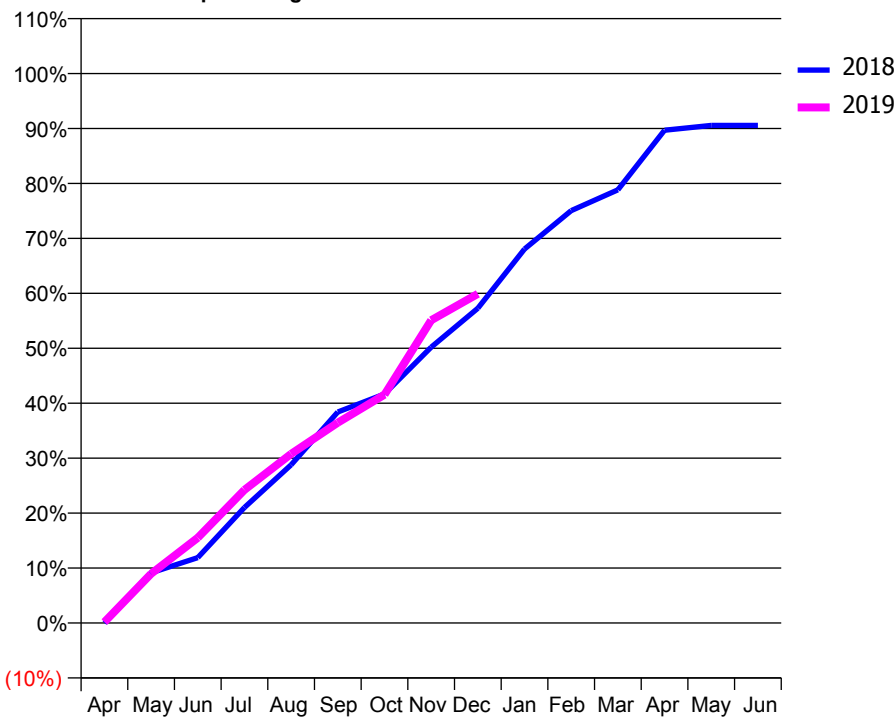
ACCESS*

Patients seen in 24 months	Total	Change since previous quarter
Quarter ending December 2017	586	
Quarter ending March 2018	597	→
Quarter ending June 2018	607	→
Quarter ending September 2018	630	↑
Quarter ending December 2018	657	↑
Variance since December 2017	12.1%	↑



ACTIVITY

Cumulative percentage of contracted UDA delivered 2018 & 2019



Adjusted Scheduled Activity (UDA)		
Month	2018	2019
April	0	2
May	106	104
June	138	180
July	244	281
August	334	357
September	445	423
October	483	482
November	582	639
December	664	695
January	789	
February	870	
March	914	
April	1,040	
May	1,050	
June	1,050	

QUALITY

	Quantity	Base Number	Contract	AT	Region	England
% of FP17s for the same patient ID Re-attending within 3 months - Children	34	513	6.6%	9.6%	11.3%	11.8%
% of FP17s for the same patient ID Re-attending within 3 months - Adults	31	154	20.1%	13.9%	15.3%	15.6%
% of FP17s for the same patient ID Re-attending between 3 & 9 months - Children	282	513	55.0%	61.7%	61.1%	58.8%
% of FP17s for the same patient ID Re-attending between 3 & 9 months - Adults	79	154	51.3%	53.0%	52.4%	51.0%
% of FP17s for Band 1 Urgent Courses	0	549	0.0%	9.8%	9.5%	9.0%
% of FP17s Relating to Free Repair or Replacements	0	549	0.0%	0.6%	0.7%	0.8%
% of FP17s Relating to Continuations	0	549	0.0%	0.9%	0.8%	0.9%
% of Patients satisfied with the dentistry they have received	0	0	N/A	93.0%	93.1%	93.2%
% of Patients satisfied with the time they had to wait for an appointment	0	0	N/A	88.0%	87.8%	88.3%

* This is based on patients treated on this contract for their most recent course of treatment. Figures in italics indicate the base number of FP17s or Patient Questionnaire responses are less than 100. N/A is shown where the base number of responses is less than 10 during the period. % is calculated as Quantity/Base number*100

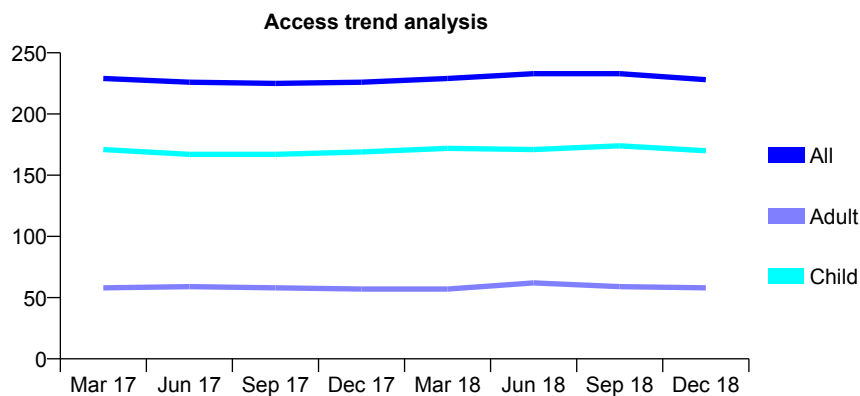
Q70 - Vital Signs At a Glance Contract Report for 643106/0001 - December 2018

Name or company name	MR AR PRYNNE
Contract type name	GDS Contract
Purpose of contract	General
Contract start date	01/04/2006
Contract end date	

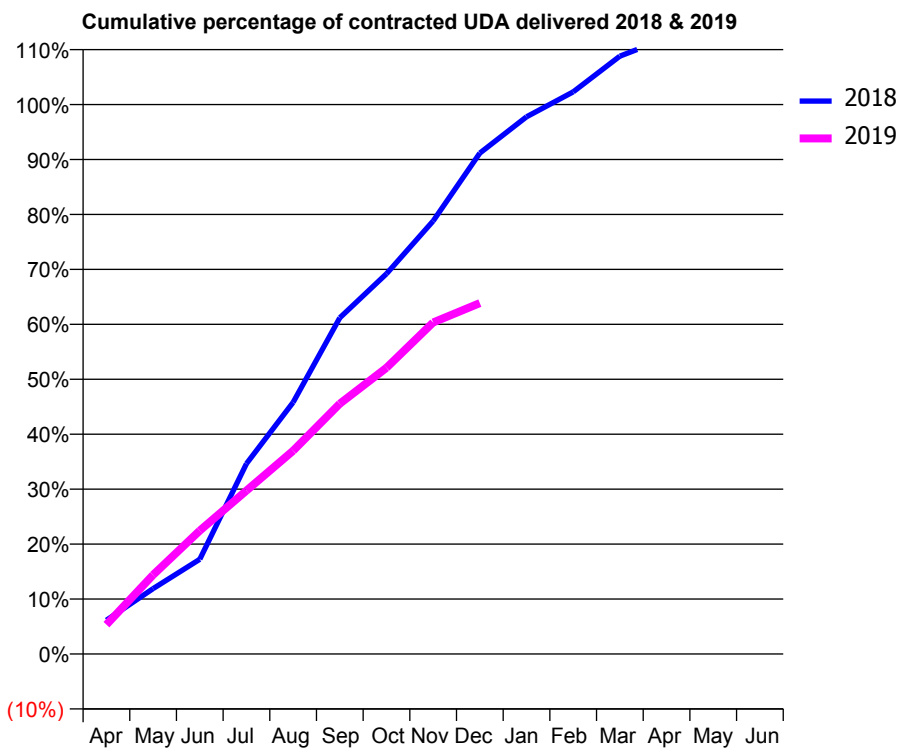
18/19 Contracted general activity (UDA)	400
Carry forward general activity (UDA)	0
18/19 Contracted orthodontic activity (UOA)	0
Carry forward orthodontic activity (UOA)	0
Baseline contract value	£10,367.63

ACCESS*

Patients seen in 24 months	Total	Change since previous quarter
Quarter ending December 2017	226	
Quarter ending March 2018	229	→
Quarter ending June 2018	233	→
Quarter ending September 2018	233	→
Quarter ending December 2018	228	↓
Variance since December 2017	0.9%	→



ACTIVITY



Adjusted Scheduled Activity (UDA)		
Month	2018	2019
April	25	21
May	48	58
June	69	90
July	139	119
August	183	148
September	245	182
October	277	208
November	315	241
December	365	255
January	391	
February	409	
March	435	
April	448	
May	448	
June	448	

QUALITY

	Quantity	Base Number	Contract	AT	Region	England
% of FP17s for the same patient ID Re-attending within 3 months - Children	7	194	3.6%	9.6%	11.3%	11.8%
% of FP17s for the same patient ID Re-attending within 3 months - Adults	1	32	3.1%	13.9%	15.3%	15.6%
% of FP17s for the same patient ID Re-attending between 3 & 9 months - Children	134	194	69.1%	61.7%	61.1%	58.8%
% of FP17s for the same patient ID Re-attending between 3 & 9 months - Adults	13	32	40.6%	53.0%	52.4%	51.0%
% of FP17s for Band 1 Urgent Courses	7	214	3.3%	9.8%	9.5%	9.0%
% of FP17s Relating to Free Repair or Replacements	0	214	0.0%	0.6%	0.7%	0.8%
% of FP17s Relating to Continuations	2	214	0.9%	0.9%	0.8%	0.9%
% of Patients satisfied with the dentistry they have received	0	0	N/A	93.0%	93.1%	93.2%
% of Patients satisfied with the time they had to wait for an appointment	0	0	N/A	88.0%	87.8%	88.3%

* This is based on patients treated on this contract for their most recent course of treatment. Figures in italics indicate the base number of FP17s or Patient Questionnaire responses are less than 100. N/A is shown where the base number of responses is less than 10 during the period. % is calculated as Quantity/Base number*100

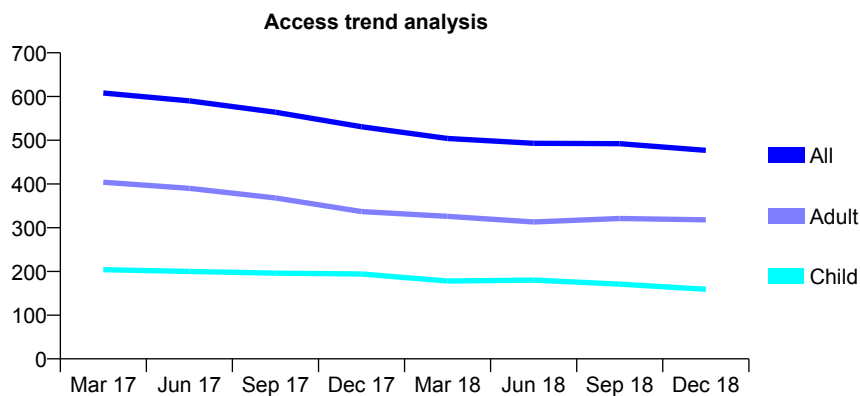
Q70 - Vital Signs At a Glance Contract Report for 648353/0001 - December 2018

Name or company name	MR MR RICHARDS
Contract type name	GDS Contract
Purpose of contract	General
Contract start date	01/04/2006
Contract end date	

18/19 Contracted general activity (UDA)	2,000
Carry forward general activity (UDA)	0
18/19 Contracted orthodontic activity (UOA)	0
Carry forward orthodontic activity (UOA)	0
Baseline contract value	£50,308.19

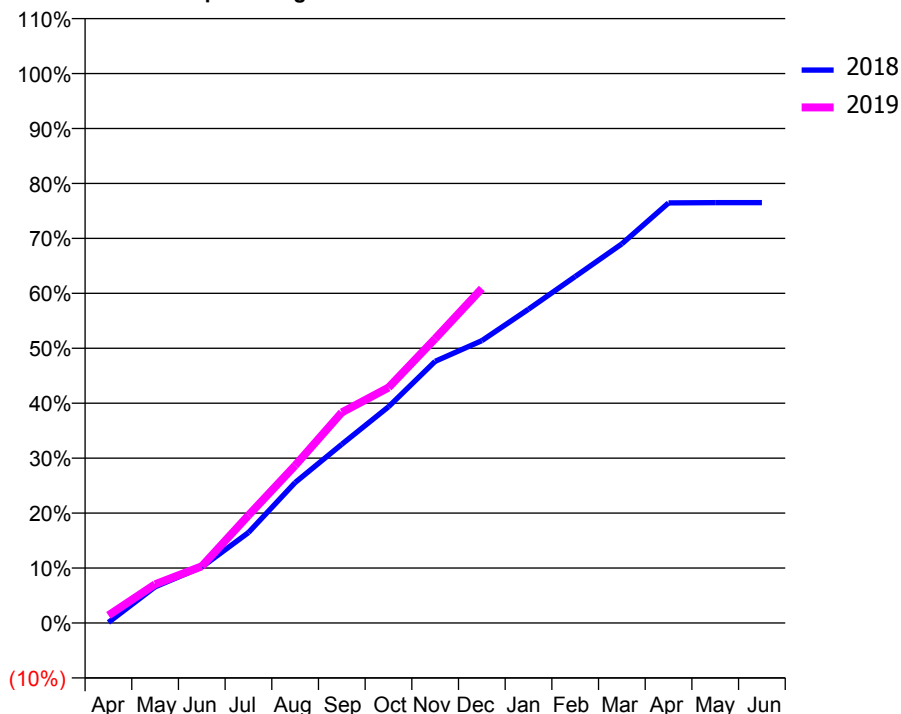
ACCESS*

Patients seen in 24 months	Total	Change since previous quarter
Quarter ending December 2017	531	
Quarter ending March 2018	504	↓
Quarter ending June 2018	493	↓
Quarter ending September 2018	492	→
Quarter ending December 2018	477	↓
Variance since December 2017	(10.2%)	↓



ACTIVITY

Cumulative percentage of contracted UDA delivered 2018 & 2019



Month	Adjusted Scheduled Activity (UDA)	
	2018	2019
April	3	28
May	165	141
June	255	206
July	411	392
August	639	573
September	813	767
October	984	857
November	1,190	1,035
December	1,285	1,218
January	1,428	
February	1,577	
March	1,725	
April	1,912	
May	1,913	
June	1,913	

QUALITY

	Quantity	Base Number	Contract	AT	Region	England
% of FP17s for the same patient ID Re-attending within 3 months - Children	4	138	2.9%	9.6%	11.3%	11.8%
% of FP17s for the same patient ID Re-attending within 3 months - Adults	40	270	14.8%	13.9%	15.3%	15.6%
% of FP17s for the same patient ID Re-attending between 3 & 9 months - Children	71	138	51.4%	61.7%	61.1%	58.8%
% of FP17s for the same patient ID Re-attending between 3 & 9 months - Adults	123	270	45.6%	53.0%	52.4%	51.0%
% of FP17s for Band 1 Urgent Courses	12	367	3.3%	9.8%	9.5%	9.0%
% of FP17s Relating to Free Repair or Replacements	0	367	0.0%	0.6%	0.7%	0.8%
% of FP17s Relating to Continuations	0	367	0.0%	0.9%	0.8%	0.9%
% of Patients satisfied with the dentistry they have received	0	0	N/A	93.0%	93.1%	93.2%
% of Patients satisfied with the time they had to wait for an appointment	0	0	N/A	88.0%	87.8%	88.3%

* This is based on patients treated on this contract for their most recent course of treatment. Figures in italics indicate the base number of FP17s or Patient Questionnaire responses are less than 100. N/A is shown where the base number of responses is less than 10 during the period. % is calculated as Quantity/Base number*100

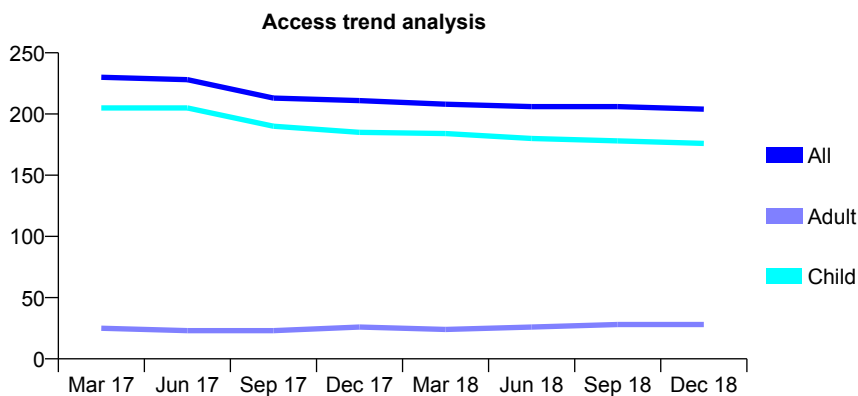
Q70 - Vital Signs At a Glance Contract Report for 648515/0002 - December 2018

Name or company name	MR GJ QUIGLEY
Contract type name	GDS Contract
Purpose of contract	General
Contract start date	21/04/2008
Contract end date	

18/19 Contracted general activity (UDA)	527
Carry forward general activity (UDA)	2
18/19 Contracted orthodontic activity (UOA)	0
Carry forward orthodontic activity (UOA)	0
Baseline contract value	£12,596.33

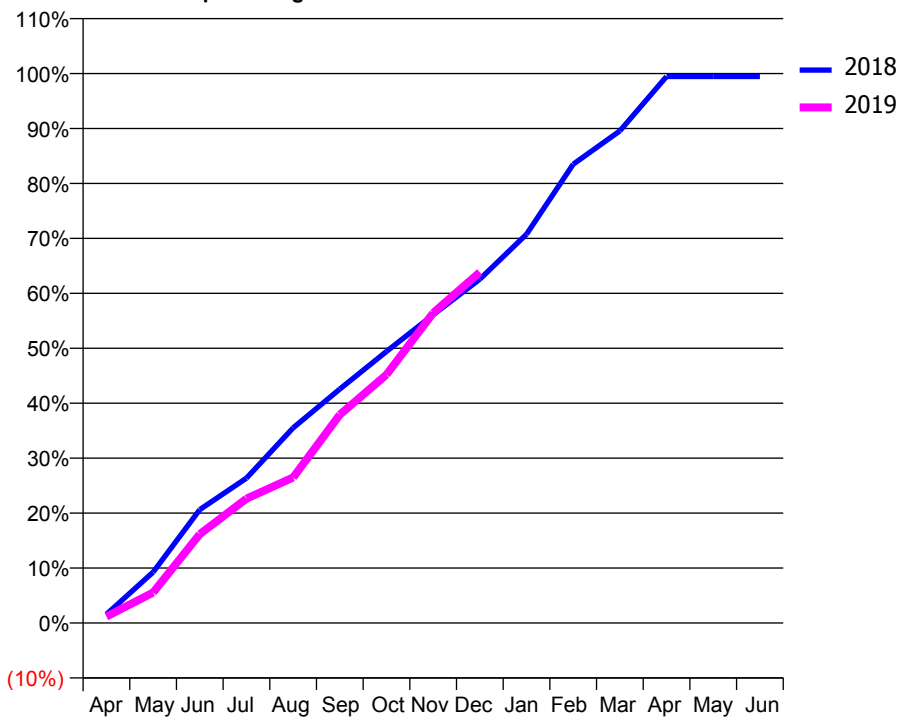
ACCESS*

Patients seen in 24 months	Total	Change since previous quarter
Quarter ending December 2017	211	
Quarter ending March 2018	208	↓
Quarter ending June 2018	206	→
Quarter ending September 2018	206	→
Quarter ending December 2018	204	→
Variance since December 2017	(3.3%)	↓



ACTIVITY

Cumulative percentage of contracted UDA delivered 2018 & 2019



Month	Adjusted Scheduled Activity (UDA)	
	2018	2019
April	8	6
May	49	29
June	109	85
July	139	119
August	187	140
September	224	200
October	260	238
November	296	297
December	330	336
January	373	
February	440	
March	472	
April	524	
May	524	
June	524	

QUALITY

	Quantity	Base Number	Contract	AT	Region	England
% of FP17s for the same patient ID Re-attending within 3 months - Children	11	265	4.2%	9.6%	11.3%	11.8%
% of FP17s for the same patient ID Re-attending within 3 months - Adults	0	0	N/A	13.9%	15.3%	15.6%
% of FP17s for the same patient ID Re-attending between 3 & 9 months - Children	220	265	83.0%	61.7%	61.1%	58.8%
% of FP17s for the same patient ID Re-attending between 3 & 9 months - Adults	0	0	N/A	53.0%	52.4%	51.0%
% of FP17s for Band 1 Urgent Courses	7	239	2.9%	9.8%	9.5%	9.0%
% of FP17s Relating to Free Repair or Replacements	0	239	0.0%	0.6%	0.7%	0.8%
% of FP17s Relating to Continuations	0	239	0.0%	0.9%	0.8%	0.9%
% of Patients satisfied with the dentistry they have received	1	1	N/A	93.0%	93.1%	93.2%
% of Patients satisfied with the time they had to wait for an appointment	1	1	N/A	88.0%	87.8%	88.3%

* This is based on patients treated on this contract for their most recent course of treatment. Figures in italics indicate the base number of FP17s or Patient Questionnaire responses are less than 100. N/A is shown where the base number of responses is less than 10 during the period. % is calculated as Quantity/Base number*100

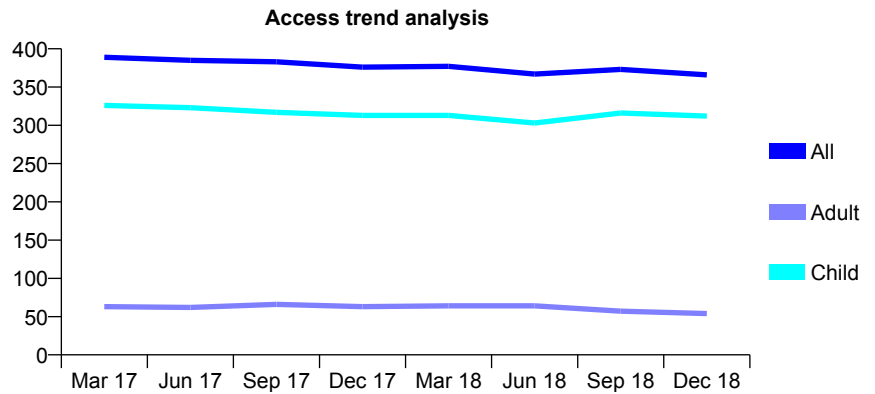
Q70 - Vital Signs At a Glance Contract Report for 649619/0001 - December 2018

Name or company name	MR ND GREENWAY
Contract type name	GDS Contract
Purpose of contract	General
Contract start date	01/04/2006
Contract end date	

18/19 Contracted general activity (UDA)	662
Carry forward general activity (UDA)	0
18/19 Contracted orthodontic activity (UOA)	0
Carry forward orthodontic activity (UOA)	0
Baseline contract value	£18,041.42

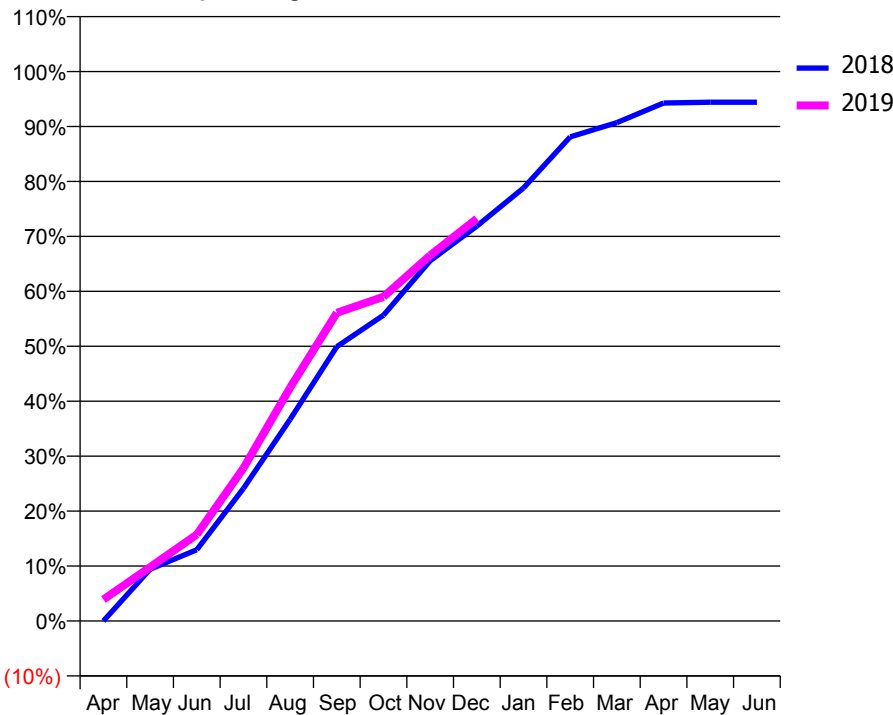
ACCESS*

Patients seen in 24 months	Total	Change since previous quarter
Quarter ending December 2017	376	
Quarter ending March 2018	377	→
Quarter ending June 2018	367	↓
Quarter ending September 2018	373	→
Quarter ending December 2018	366	↓
Variance since December 2017	(2.7%)	↓



ACTIVITY

Cumulative percentage of contracted UDA delivered 2018 & 2019



Month	Adjusted Scheduled Activity (UDA)	
	2018	2019
April	0	26
May	58	65
June	80	104
July	150	184
August	228	281
September	310	371
October	345	391
November	406	441
December	446	485
January	489	
February	546	
March	562	
April	584	
May	585	
June	585	

QUALITY

	Quantity	Base Number	Contract	AT	Region	England
% of FP17s for the same patient ID Re-attending within 3 months - Children	20	335	6.0%	9.6%	11.3%	11.8%
% of FP17s for the same patient ID Re-attending within 3 months - Adults	6	21	28.6%	13.9%	15.3%	15.6%
% of FP17s for the same patient ID Re-attending between 3 & 9 months - Children	156	335	46.6%	61.7%	61.1%	58.8%
% of FP17s for the same patient ID Re-attending between 3 & 9 months - Adults	8	21	38.1%	53.0%	52.4%	51.0%
% of FP17s for Band 1 Urgent Courses	4	336	1.2%	9.8%	9.5%	9.0%
% of FP17s Relating to Free Repair or Replacements	0	336	0.0%	0.6%	0.7%	0.8%
% of FP17s Relating to Continuations	0	336	0.0%	0.9%	0.8%	0.9%
% of Patients satisfied with the dentistry they have received	0	0	N/A	93.0%	93.1%	93.2%
% of Patients satisfied with the time they had to wait for an appointment	0	0	N/A	88.0%	87.8%	88.3%

* This is based on patients treated on this contract for their most recent course of treatment. Figures in italics indicate the base number of FP17s or Patient Questionnaire responses are less than 100. N/A is shown where the base number of responses is less than 10 during the period. % is calculated as Quantity/Base number*100

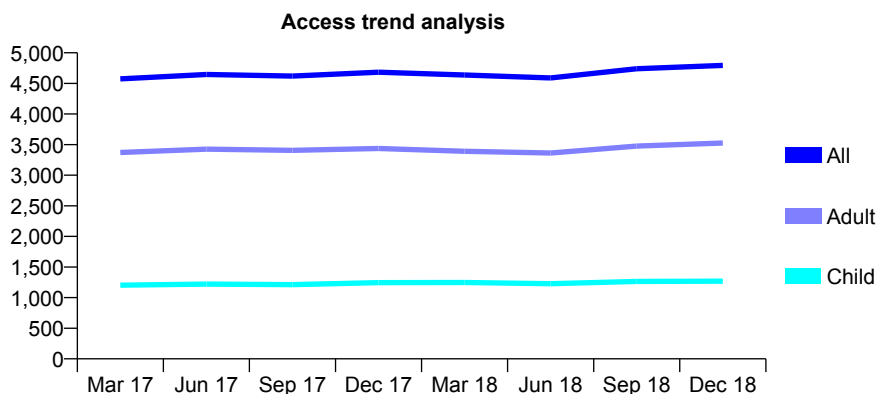
Q70 - Vital Signs At a Glance Contract Report for 650552/0001 - December 2018

Name or company name	Verne Dental Centre
Contract type name	GDS Contract
Purpose of contract	General
Contract start date	01/04/2006
Contract end date	

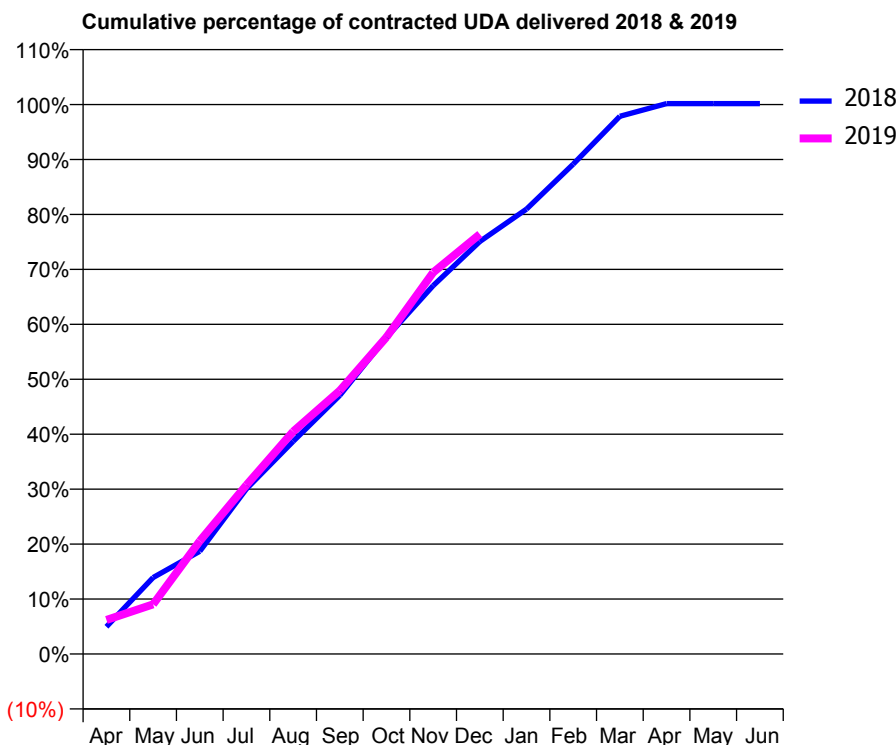
18/19 Contracted general activity (UDA)	11,069
Carry forward general activity (UDA)	0
18/19 Contracted orthodontic activity (UOA)	0
Carry forward orthodontic activity (UOA)	0
Baseline contract value	£299,755.75

ACCESS*

Patients seen in 24 months	Total	Change since previous quarter
Quarter ending December 2017	4,682	
Quarter ending March 2018	4,638	→
Quarter ending June 2018	4,590	↓
Quarter ending September 2018	4,740	↑
Quarter ending December 2018	4,795	→
Variance since December 2017	2.4%	↑



ACTIVITY



Month	Adjusted Scheduled Activity (UDA)	
	2018	2019
April	530	687
May	1,484	1,000
June	1,994	2,277
July	3,207	3,406
August	4,129	4,481
September	5,022	5,307
October	6,148	6,384
November	7,153	7,686
December	8,010	8,457
January	8,640	
February	9,511	
March	10,441	
April	10,687	
May	10,687	
June	10,687	

QUALITY

	Quantity	Base Number	Contract	AT	Region	England
% of FP17s for the same patient ID Re-attending within 3 months - Children	80	1,246	6.4%	9.6%	11.3%	11.8%
% of FP17s for the same patient ID Re-attending within 3 months - Adults	573	3,549	16.1%	13.9%	15.3%	15.6%
% of FP17s for the same patient ID Re-attending between 3 & 9 months - Children	586	1,246	47.0%	61.7%	61.1%	58.8%
% of FP17s for the same patient ID Re-attending between 3 & 9 months - Adults	1,577	3,549	44.4%	53.0%	52.4%	51.0%
% of FP17s for Band 1 Urgent Courses	421	4,665	9.0%	9.8%	9.5%	9.0%
% of FP17s Relating to Free Repair or Replacements	30	4,665	0.6%	0.6%	0.7%	0.8%
% of FP17s Relating to Continuations	128	4,665	2.7%	0.9%	0.8%	0.9%
% of Patients satisfied with the dentistry they have received	4	4	N/A	93.0%	93.1%	93.2%
% of Patients satisfied with the time they had to wait for an appointment	4	4	N/A	88.0%	87.8%	88.3%

* This is based on patients treated on this contract for their most recent course of treatment. Figures in italics indicate the base number of FP17s or Patient Questionnaire responses are less than 100. N/A is shown where the base number of responses is less than 10 during the period. % is calculated as Quantity/Base number*100

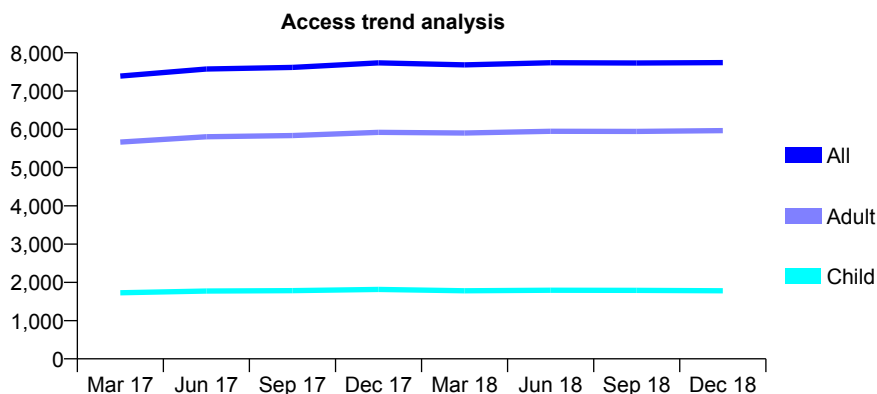
Q70 - Vital Signs At a Glance Contract Report for 651206/0001 - December 2018

Name or company name	MRS HC CADDICK
Contract type name	GDS Contract
Purpose of contract	General
Contract start date	01/04/2006
Contract end date	

18/19 Contracted general activity (UDA)	23,601
Carry forward general activity (UDA)	944
18/19 Contracted orthodontic activity (UOA)	0
Carry forward orthodontic activity (UOA)	0
Baseline contract value	£683,123.32

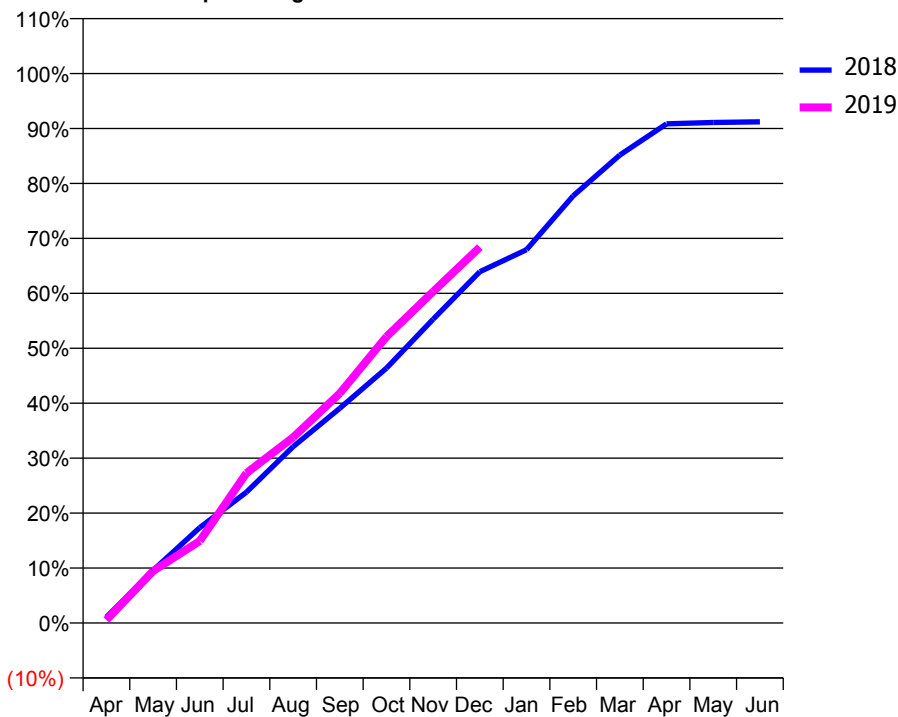
ACCESS*

Patients seen in 24 months	Total	Change since previous quarter
Quarter ending December 2017	7,738	
Quarter ending March 2018	7,683	→
Quarter ending June 2018	7,742	→
Quarter ending September 2018	7,734	→
Quarter ending December 2018	7,744	→
Variance since December 2017	0.1%	→



ACTIVITY

Cumulative percentage of contracted UDA delivered 2018 & 2019



Month	Adjusted Scheduled Activity (UDA)	
	2018	2019
April	255	130
May	2,262	2,228
June	4,099	3,526
July	5,623	6,441
August	7,575	7,977
September	9,223	9,864
October	10,946	12,298
November	13,050	14,232
December	15,089	16,140
January	16,035	
February	18,347	
March	20,099	
April	21,438	
May	21,494	
June	21,525	

QUALITY

	Quantity	Base Number	Contract	AT	Region	England
% of FP17s for the same patient ID Re-attending within 3 months - Children	141	2,067	6.8%	9.6%	11.3%	11.8%
% of FP17s for the same patient ID Re-attending within 3 months - Adults	929	6,617	14.0%	13.9%	15.3%	15.6%
% of FP17s for the same patient ID Re-attending between 3 & 9 months - Children	1,346	2,067	65.1%	61.7%	61.1%	58.8%
% of FP17s for the same patient ID Re-attending between 3 & 9 months - Adults	3,717	6,617	56.2%	53.0%	52.4%	51.0%
% of FP17s for Band 1 Urgent Courses	517	7,427	7.0%	9.8%	9.5%	9.0%
% of FP17s Relating to Free Repair or Replacements	72	7,427	1.0%	0.6%	0.7%	0.8%
% of FP17s Relating to Continuations	50	7,427	0.7%	0.9%	0.8%	0.9%
% of Patients satisfied with the dentistry they have received	10	11	90.9%	93.0%	93.1%	93.2%
% of Patients satisfied with the time they had to wait for an appointment	10	11	90.9%	88.0%	87.8%	88.3%

* This is based on patients treated on this contract for their most recent course of treatment. Figures in italics indicate the base number of FP17s or Patient Questionnaire responses are less than 100. N/A is shown where the base number of responses is less than 10 during the period. % is calculated as Quantity/Base number*100

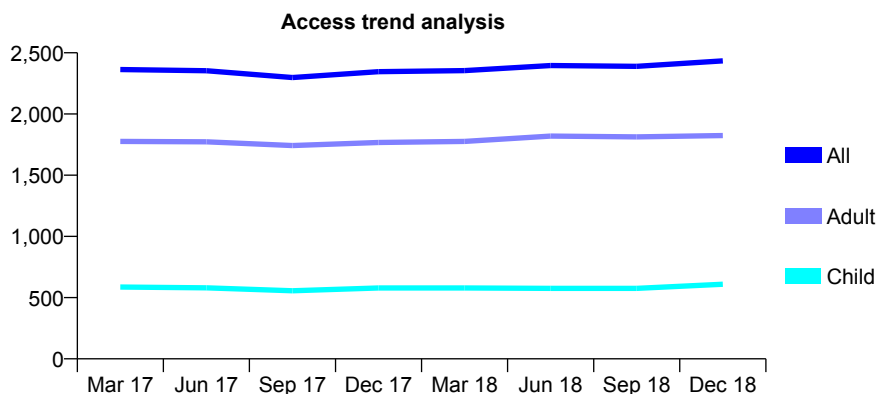
Q70 - Vital Signs At a Glance Contract Report for 657662/0001 - December 2018

Name or company name	MR AJ SHEEHAN
Contract type name	GDS Contract
Purpose of contract	General
Contract start date	01/04/2006
Contract end date	

18/19 Contracted general activity (UDA)	3,610
Carry forward general activity (UDA)	0
18/19 Contracted orthodontic activity (UOA)	0
Carry forward orthodontic activity (UOA)	0
Baseline contract value	£86,721.50

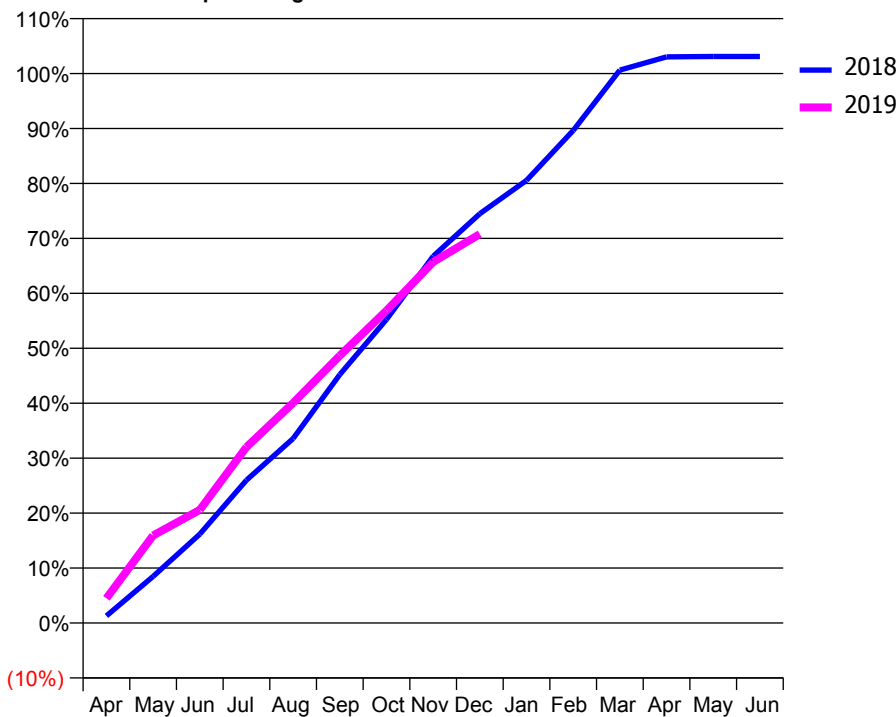
ACCESS*

Patients seen in 24 months	Total	Change since previous quarter
Quarter ending December 2017	2,346	
Quarter ending March 2018	2,355	→
Quarter ending June 2018	2,396	→
Quarter ending September 2018	2,389	→
Quarter ending December 2018	2,434	→
Variance since December 2017	3.8%	↑



ACTIVITY

Cumulative percentage of contracted UDA delivered 2018 & 2019



Month	Adjusted Scheduled Activity (UDA)	
	2018	2019
April	47	162
May	306	575
June	584	743
July	939	1,156
August	1,212	1,446
September	1,633	1,757
October	1,994	2,052
November	2,410	2,372
December	2,689	2,555
January	2,908	
February	3,236	
March	3,633	
April	3,719	
May	3,722	
June	3,722	

QUALITY

	Quantity	Base Number	Contract	AT	Region	England
% of FP17s for the same patient ID Re-attending within 3 months - Children	36	696	5.2%	9.6%	11.3%	11.8%
% of FP17s for the same patient ID Re-attending within 3 months - Adults	127	1,604	7.9%	13.9%	15.3%	15.6%
% of FP17s for the same patient ID Re-attending between 3 & 9 months - Children	395	696	56.8%	61.7%	61.1%	58.8%
% of FP17s for the same patient ID Re-attending between 3 & 9 months - Adults	971	1,604	60.5%	53.0%	52.4%	51.0%
% of FP17s for Band 1 Urgent Courses	35	1,368	2.6%	9.8%	9.5%	9.0%
% of FP17s Relating to Free Repair or Replacements	0	1,368	0.0%	0.6%	0.7%	0.8%
% of FP17s Relating to Continuations	16	1,368	1.2%	0.9%	0.8%	0.9%
% of Patients satisfied with the dentistry they have received	1	1	N/A	93.0%	93.1%	93.2%
% of Patients satisfied with the time they had to wait for an appointment	1	1	N/A	88.0%	87.8%	88.3%

* This is based on patients treated on this contract for their most recent course of treatment. Figures in italics indicate the base number of FP17s or Patient Questionnaire responses are less than 100. N/A is shown where the base number of responses is less than 10 during the period. % is calculated as Quantity/Base number*100

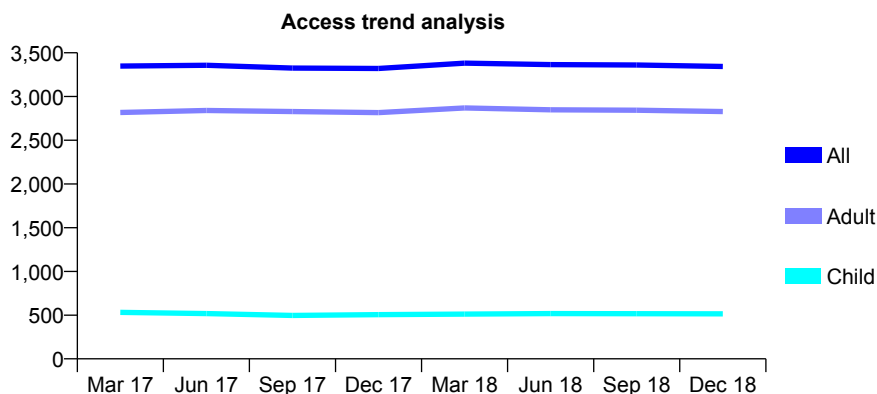
Q70 - Vital Signs At a Glance Contract Report for 659657/0001 - December 2018

Name or company name	MR TM FRADGLEY
Contract type name	GDS Contract
Purpose of contract	General
Contract start date	01/04/2006
Contract end date	

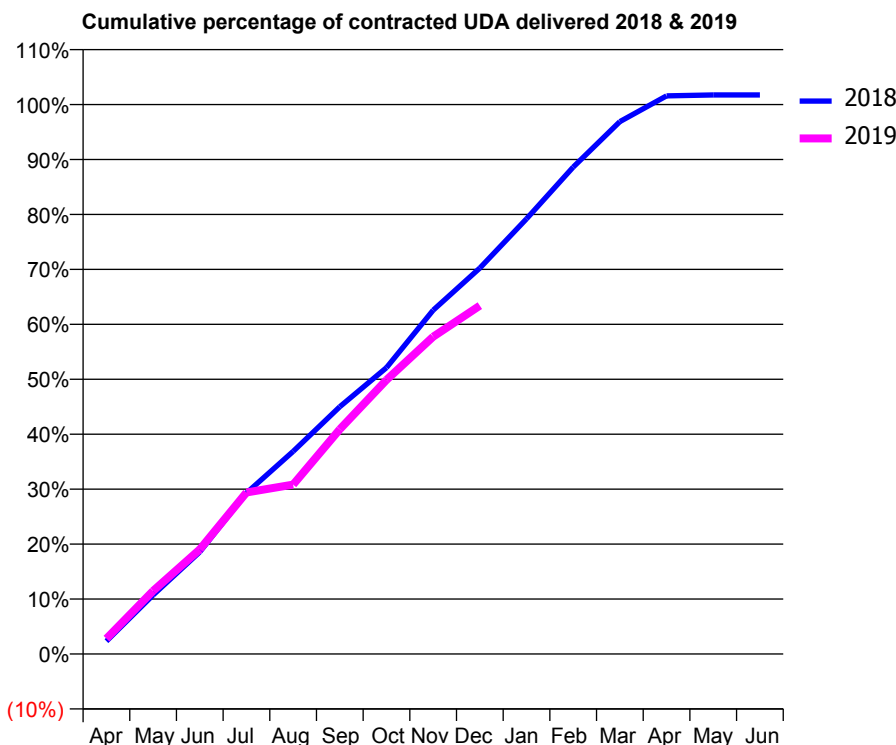
18/19 Contracted general activity (UDA)	11,037
Carry forward general activity (UDA)	0
18/19 Contracted orthodontic activity (UOA)	0
Carry forward orthodontic activity (UOA)	0
Baseline contract value	£258,494.36

ACCESS*

Patients seen in 24 months	Total	Change since previous quarter
Quarter ending December 2017	3,321	
Quarter ending March 2018	3,382	→
Quarter ending June 2018	3,365	→
Quarter ending September 2018	3,360	→
Quarter ending December 2018	3,343	→
Variance since December 2017	0.7%	→



ACTIVITY



Month	Adjusted Scheduled Activity (UDA)	
	2018	2019
April	258	308
May	1,185	1,267
June	2,051	2,100
July	3,235	3,245
August	4,070	3,402
September	4,968	4,515
October	5,751	5,506
November	6,907	6,374
December	7,752	6,997
January	8,741	
February	9,780	
March	10,693	
April	11,210	
May	11,230	
June	11,230	

QUALITY

	Quantity	Base Number	Contract	AT	Region	England
% of FP17s for the same patient ID Re-attending within 3 months - Children	12	409	2.9%	9.6%	11.3%	11.8%
% of FP17s for the same patient ID Re-attending within 3 months - Adults	130	2,175	6.0%	13.9%	15.3%	15.6%
% of FP17s for the same patient ID Re-attending between 3 & 9 months - Children	118	409	28.9%	61.7%	61.1%	58.8%
% of FP17s for the same patient ID Re-attending between 3 & 9 months - Adults	843	2,175	38.8%	53.0%	52.4%	51.0%
% of FP17s for Band 1 Urgent Courses	117	2,422	4.8%	9.8%	9.5%	9.0%
% of FP17s Relating to Free Repair or Replacements	11	2,422	0.5%	0.6%	0.7%	0.8%
% of FP17s Relating to Continuations	0	2,422	0.0%	0.9%	0.8%	0.9%
% of Patients satisfied with the dentistry they have received	2	2	N/A	93.0%	93.1%	93.2%
% of Patients satisfied with the time they had to wait for an appointment	2	2	N/A	88.0%	87.8%	88.3%

* This is based on patients treated on this contract for their most recent course of treatment. Figures in italics indicate the base number of FP17s or Patient Questionnaire responses are less than 100. N/A is shown where the base number of responses is less than 10 during the period. % is calculated as Quantity/Base number*100

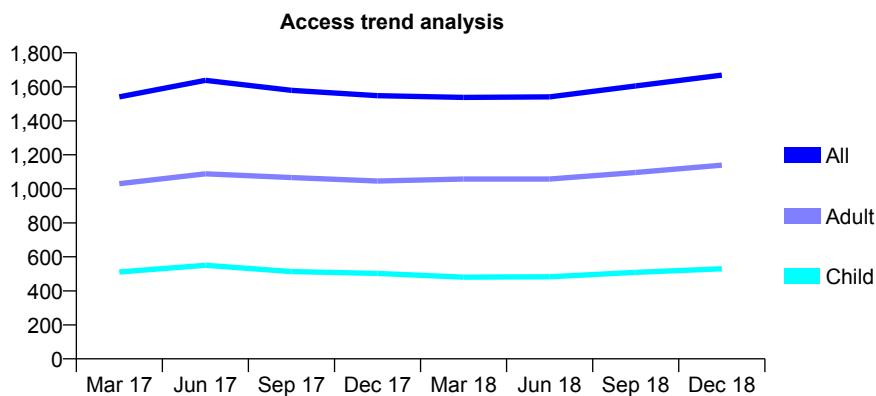
Q70 - Vital Signs At a Glance Contract Report for 674788/0001 - December 2018

Name or company name	New Church Road Dental Surgery
Contract type name	GDS Contract
Purpose of contract	General
Contract start date	01/04/2006
Contract end date	

18/19 Contracted general activity (UDA)	3,828
Carry forward general activity (UDA)	7
18/19 Contracted orthodontic activity (UOA)	0
Carry forward orthodontic activity (UOA)	0
Baseline contract value	£102,713.12

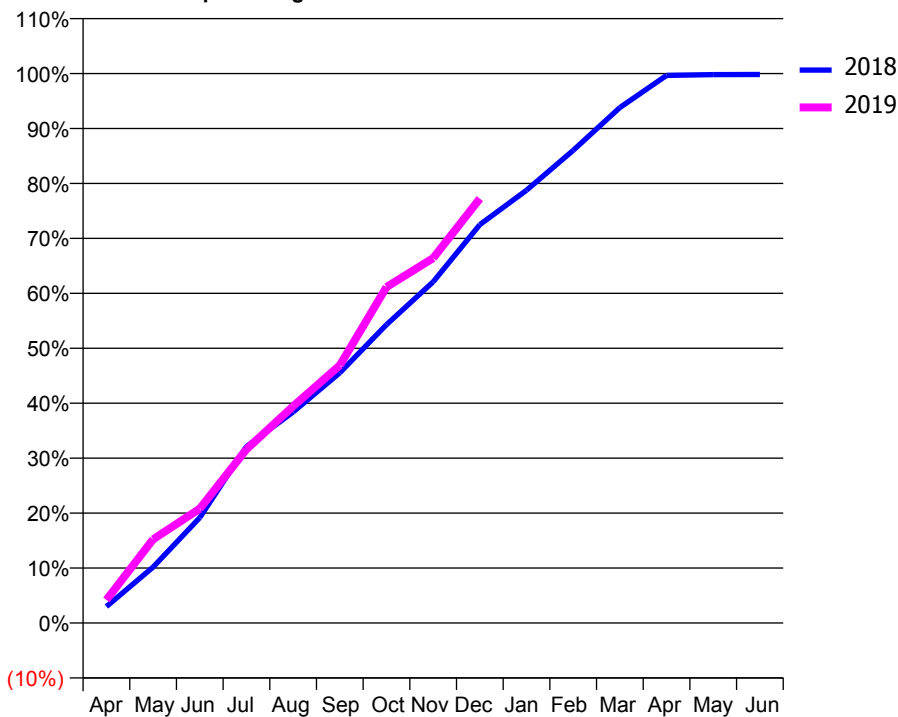
ACCESS*

Patients seen in 24 months	Total	Change since previous quarter
Quarter ending December 2017	1,548	
Quarter ending March 2018	1,538	→
Quarter ending June 2018	1,541	→
Quarter ending September 2018	1,605	↑
Quarter ending December 2018	1,669	↑
Variance since December 2017	7.8%	↑



ACTIVITY

Cumulative percentage of contracted UDA delivered 2018 & 2019



Month	Adjusted Scheduled Activity (UDA)	
	2018	2019
April	114	161
May	390	583
June	734	797
July	1,229	1,210
August	1,470	1,510
September	1,744	1,795
October	2,079	2,340
November	2,377	2,542
December	2,775	2,956
January	3,015	
February	3,293	
March	3,591	
April	3,815	
May	3,820	
June	3,821	

QUALITY

	Quantity	Base Number	Contract	AT	Region	England
% of FP17s for the same patient ID Re-attending within 3 months - Children	20	642	3.1%	9.6%	11.3%	11.8%
% of FP17s for the same patient ID Re-attending within 3 months - Adults	66	1,311	5.0%	13.9%	15.3%	15.6%
% of FP17s for the same patient ID Re-attending between 3 & 9 months - Children	180	642	28.0%	61.7%	61.1%	58.8%
% of FP17s for the same patient ID Re-attending between 3 & 9 months - Adults	319	1,311	24.3%	53.0%	52.4%	51.0%
% of FP17s for Band 1 Urgent Courses	107	1,820	5.9%	9.8%	9.5%	9.0%
% of FP17s Relating to Free Repair or Replacements	7	1,820	0.4%	0.6%	0.7%	0.8%
% of FP17s Relating to Continuations	4	1,820	0.2%	0.9%	0.8%	0.9%
% of Patients satisfied with the dentistry they have received	0	0	N/A	93.0%	93.1%	93.2%
% of Patients satisfied with the time they had to wait for an appointment	0	0	N/A	88.0%	87.8%	88.3%

* This is based on patients treated on this contract for their most recent course of treatment. Figures in italics indicate the base number of FP17s or Patient Questionnaire responses are less than 100. N/A is shown where the base number of responses is less than 10 during the period. % is calculated as Quantity/Base number*100

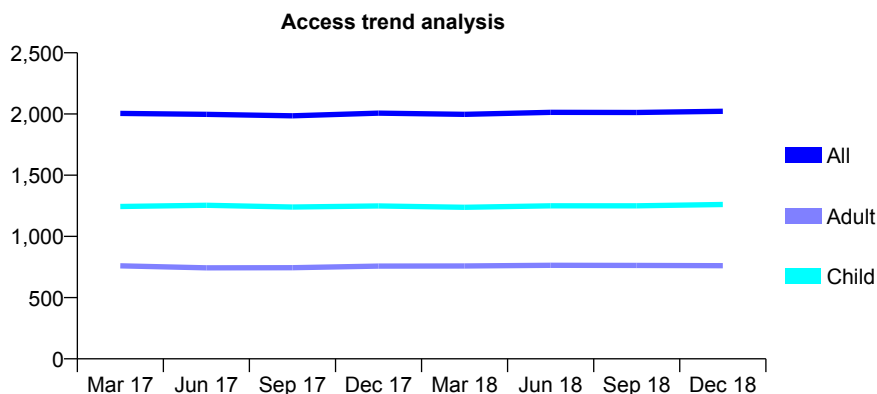
Q70 - Vital Signs At a Glance Contract Report for 675911/0001 - December 2018

Name or company name	Acorn Dental Health
Contract type name	GDS Contract
Purpose of contract	General
Contract start date	01/04/2006
Contract end date	

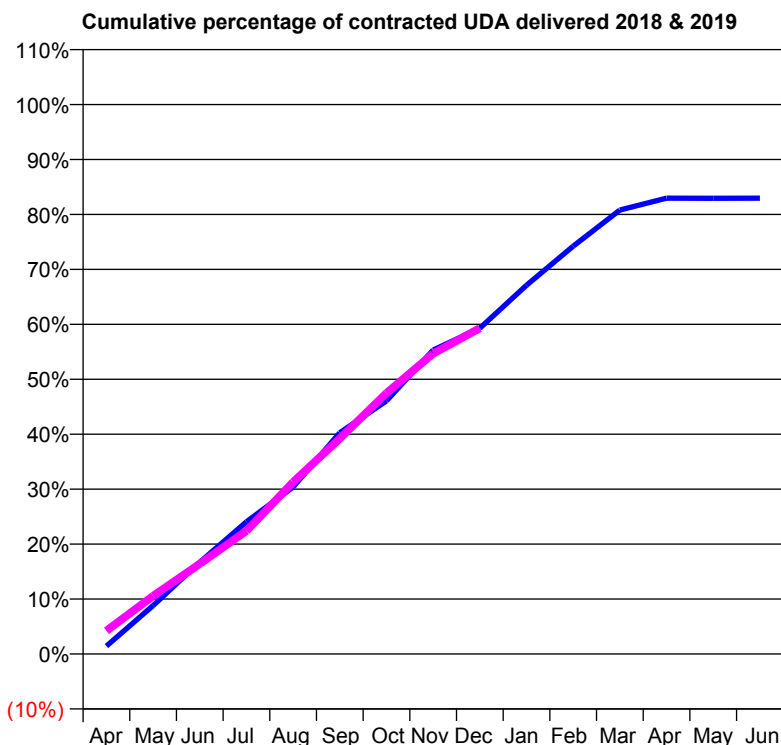
18/19 Contracted general activity (UDA)	5,400
Carry forward general activity (UDA)	0
18/19 Contracted orthodontic activity (UOA)	0
Carry forward orthodontic activity (UOA)	0
Baseline contract value	£140,201.32

ACCESS*

Patients seen in 24 months	Total	Change since previous quarter
Quarter ending December 2017	2,007	
Quarter ending March 2018	1,997	→
Quarter ending June 2018	2,014	→
Quarter ending September 2018	2,013	→
Quarter ending December 2018	2,022	→
Variance since December 2017	0.7%	→



ACTIVITY



Month	Adjusted Scheduled Activity (UDA)	
	2018	2019
April	78	228
May	476	571
June	903	886
July	1,299	1,211
August	1,641	1,689
September	2,175	2,118
October	2,487	2,563
November	2,987	2,953
December	3,202	3,202
January	3,624	
February	4,008	
March	4,363	
April	4,480	
May	4,478	
June	4,479	

QUALITY

	Quantity	Base Number	Contract	AT	Region	England
% of FP17s for the same patient ID Re-attending within 3 months - Children	77	1,533	5.0%	9.6%	11.3%	11.8%
% of FP17s for the same patient ID Re-attending within 3 months - Adults	81	749	10.8%	13.9%	15.3%	15.6%
% of FP17s for the same patient ID Re-attending between 3 & 9 months - Children	1,111	1,533	72.5%	61.7%	61.1%	58.8%
% of FP17s for the same patient ID Re-attending between 3 & 9 months - Adults	509	749	68.0%	53.0%	52.4%	51.0%
% of FP17s for Band 1 Urgent Courses	90	2,187	4.1%	9.8%	9.5%	9.0%
% of FP17s Relating to Free Repair or Replacements	2	2,187	0.1%	0.6%	0.7%	0.8%
% of FP17s Relating to Continuations	1	2,187	0.0%	0.9%	0.8%	0.9%
% of Patients satisfied with the dentistry they have received	1	1	N/A	93.0%	93.1%	93.2%
% of Patients satisfied with the time they had to wait for an appointment	1	1	N/A	88.0%	87.8%	88.3%

* This is based on patients treated on this contract for their most recent course of treatment. Figures in italics indicate the base number of FP17s or Patient Questionnaire responses are less than 100. N/A is shown where the base number of responses is less than 10 during the period. % is calculated as Quantity/Base number*100

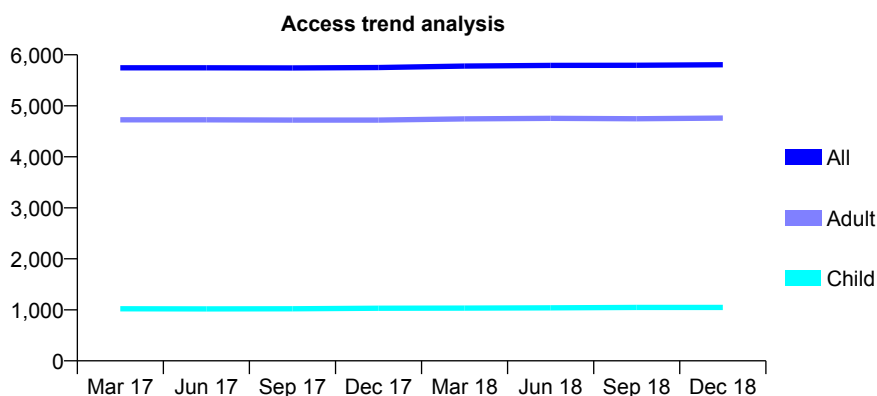
Q70 - Vital Signs At a Glance Contract Report for 677140/0001 - December 2018

Name or company name	MR RG CARNALL
Contract type name	GDS Contract
Purpose of contract	General
Contract start date	01/04/2006
Contract end date	

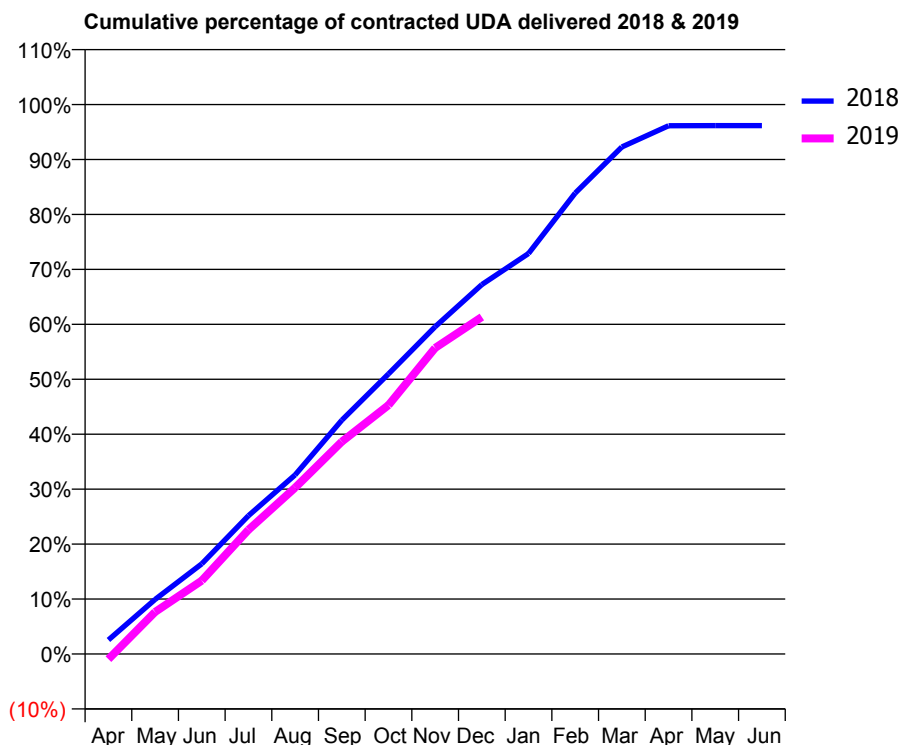
18/19 Contracted general activity (UDA)	17,500
Carry forward general activity (UDA)	674
18/19 Contracted orthodontic activity (UOA)	0
Carry forward orthodontic activity (UOA)	0
Baseline contract value	£388,087.83

ACCESS*

Patients seen in 24 months	Total	Change since previous quarter
Quarter ending December 2017	5,751	
Quarter ending March 2018	5,779	→
Quarter ending June 2018	5,791	→
Quarter ending September 2018	5,794	→
Quarter ending December 2018	5,806	→
Variance since December 2017	1.0%	→



ACTIVITY



Month	Adjusted Scheduled Activity (UDA)	
	2018	2019
April	449	-169
May	1,738	1,341
June	2,871	2,339
July	4,405	3,955
August	5,706	5,297
September	7,446	6,761
October	8,921	7,925
November	10,422	9,750
December	11,766	10,734
January	12,757	
February	14,679	
March	16,146	
April	16,822	
May	16,826	
June	16,826	

QUALITY

	Quantity	Base Number	Contract	AT	Region	England
% of FP17s for the same patient ID Re-attending within 3 months - Children	65	1,130	5.8%	9.6%	11.3%	11.8%
% of FP17s for the same patient ID Re-attending within 3 months - Adults	659	5,456	12.1%	13.9%	15.3%	15.6%
% of FP17s for the same patient ID Re-attending between 3 & 9 months - Children	708	1,130	62.7%	61.7%	61.1%	58.8%
% of FP17s for the same patient ID Re-attending between 3 & 9 months - Adults	3,483	5,456	63.8%	53.0%	52.4%	51.0%
% of FP17s for Band 1 Urgent Courses	383	6,242	6.1%	9.8%	9.5%	9.0%
% of FP17s Relating to Free Repair or Replacements	73	6,242	1.2%	0.6%	0.7%	0.8%
% of FP17s Relating to Continuations	126	6,242	2.0%	0.9%	0.8%	0.9%
% of Patients satisfied with the dentistry they have received	4	4	N/A	93.0%	93.1%	93.2%
% of Patients satisfied with the time they had to wait for an appointment	4	4	N/A	88.0%	87.8%	88.3%

* This is based on patients treated on this contract for their most recent course of treatment. Figures in italics indicate the base number of FP17s or Patient Questionnaire responses are less than 100. N/A is shown where the base number of responses is less than 10 during the period. % is calculated as Quantity/Base number*100

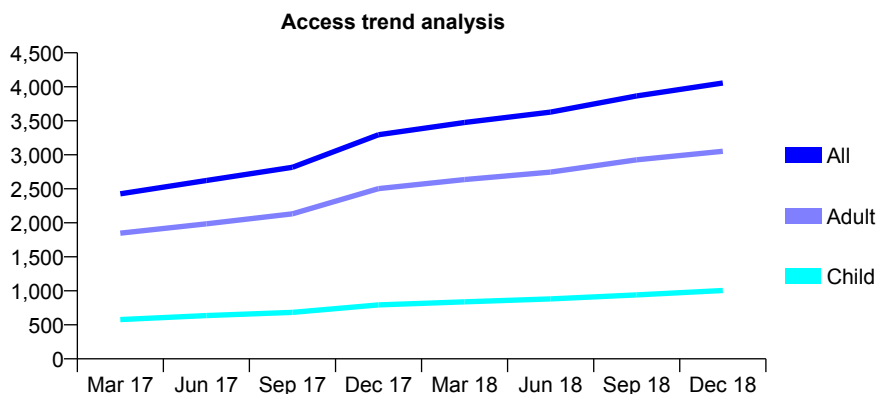
Q70 - Vital Signs At a Glance Contract Report for 688053/0001 - December 2018

Name or company name	Burgess Road Dental Practice
Contract type name	GDS Contract
Purpose of contract	General
Contract start date	01/04/2006
Contract end date	

18/19 Contracted general activity (UDA)	7,768
Carry forward general activity (UDA)	0
18/19 Contracted orthodontic activity (UOA)	0
Carry forward orthodontic activity (UOA)	0
Baseline contract value	£253,623.51

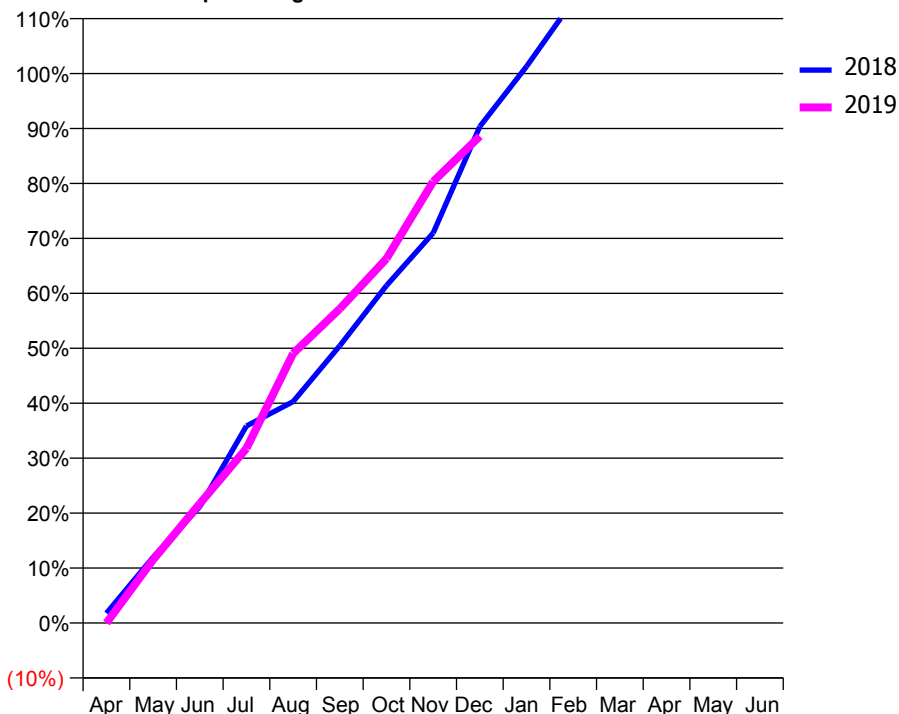
ACCESS*

Patients seen in 24 months	Total	Change since previous quarter
Quarter ending December 2017	3,296	
Quarter ending March 2018	3,475	↑
Quarter ending June 2018	3,628	↑
Quarter ending September 2018	3,866	↑
Quarter ending December 2018	4,056	↑
Variance since December 2017	23.1%	↑



ACTIVITY

Cumulative percentage of contracted UDA delivered 2018 & 2019



Month	Adjusted Scheduled Activity (UDA)	
	2018	2019
April	110	0
May	738	895
June	1,306	1,689
July	2,211	2,468
August	2,485	3,811
September	3,112	4,441
October	3,788	5,150
November	4,377	6,241
December	5,573	6,881
January	6,246	
February	6,986	
March	7,760	
April	8,288	
May	8,386	
June	8,407	

QUALITY

	Quantity	Base Number	Contract	AT	Region	England
% of FP17s for the same patient ID Re-attending within 3 months - Children	66	911	7.2%	9.6%	11.3%	11.8%
% of FP17s for the same patient ID Re-attending within 3 months - Adults	213	2,406	8.9%	13.9%	15.3%	15.6%
% of FP17s for the same patient ID Re-attending between 3 & 9 months - Children	340	911	37.3%	61.7%	61.1%	58.8%
% of FP17s for the same patient ID Re-attending between 3 & 9 months - Adults	810	2,406	33.7%	53.0%	52.4%	51.0%
% of FP17s for Band 1 Urgent Courses	310	3,069	10.1%	9.8%	9.5%	9.0%
% of FP17s Relating to Free Repair or Replacements	2	3,069	0.1%	0.6%	0.7%	0.8%
% of FP17s Relating to Continuations	10	3,069	0.3%	0.9%	0.8%	0.9%
% of Patients satisfied with the dentistry they have received	0	0	N/A	93.0%	93.1%	93.2%
% of Patients satisfied with the time they had to wait for an appointment	0	0	N/A	88.0%	87.8%	88.3%

* This is based on patients treated on this contract for their most recent course of treatment. Figures in italics indicate the base number of FP17s or Patient Questionnaire responses are less than 100. N/A is shown where the base number of responses is less than 10 during the period. % is calculated as Quantity/Base number*100

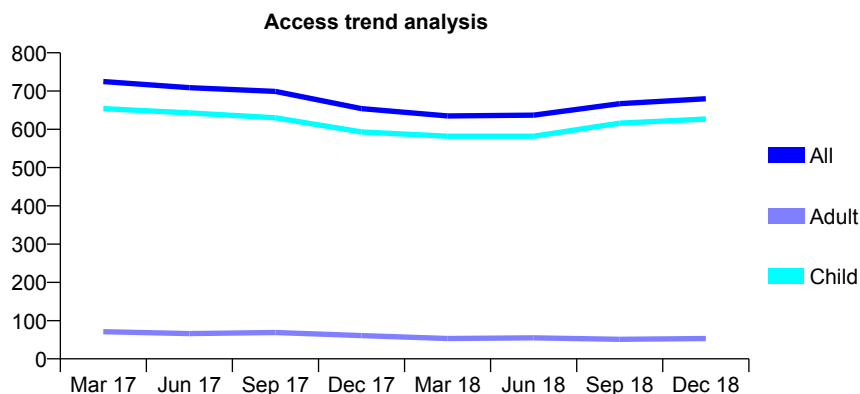
Q70 - Vital Signs At a Glance Contract Report for 732001/0001 - December 2018

Name or company name	Mrs S Johnsen
Contract type name	GDS Contract
Purpose of contract	General
Contract start date	01/04/2006
Contract end date	

18/19 Contracted general activity (UDA)	1,400
Carry forward general activity (UDA)	0
18/19 Contracted orthodontic activity (UOA)	0
Carry forward orthodontic activity (UOA)	0
Baseline contract value	£37,444.82

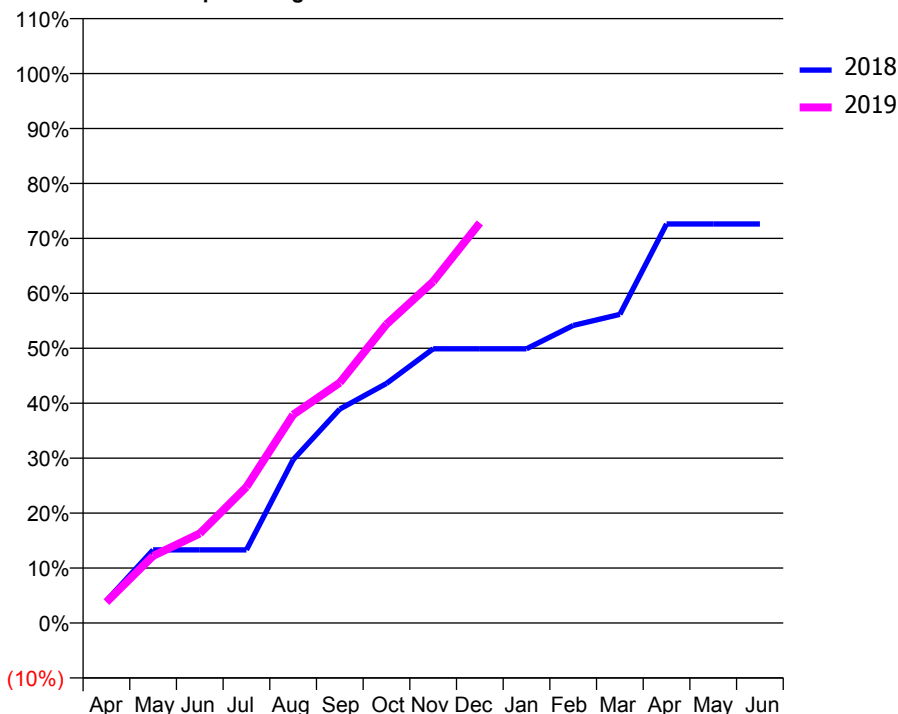
ACCESS*

Patients seen in 24 months	Total	Change since previous quarter
Quarter ending December 2017	654	
Quarter ending March 2018	635	↓
Quarter ending June 2018	637	→
Quarter ending September 2018	667	↑
Quarter ending December 2018	680	→
Variance since December 2017	4.0%	↑



ACTIVITY

Cumulative percentage of contracted UDA delivered 2018 & 2019



Month	Adjusted Scheduled Activity (UDA)	
	2018	2019
April	57	53
May	186	171
June	186	228
July	186	347
August	416	531
September	545	612
October	610	761
November	699	870
December	699	1,019
January	699	
February	758	
March	786	
April	1,017	
May	1,017	
June	1,017	

QUALITY

	Quantity	Base Number	Contract	AT	Region	England
% of FP17s for the same patient ID Re-attending within 3 months - Children	38	886	4.3%	9.6%	11.3%	11.8%
% of FP17s for the same patient ID Re-attending within 3 months - Adults	0	2	0.0%	13.9%	15.3%	15.6%
% of FP17s for the same patient ID Re-attending between 3 & 9 months - Children	526	886	59.4%	61.7%	61.1%	58.8%
% of FP17s for the same patient ID Re-attending between 3 & 9 months - Adults	2	2	100.0%	53.0%	52.4%	51.0%
% of FP17s for Band 1 Urgent Courses	17	681	2.5%	9.8%	9.5%	9.0%
% of FP17s Relating to Free Repair or Replacements	0	681	0.0%	0.6%	0.7%	0.8%
% of FP17s Relating to Continuations	0	681	0.0%	0.9%	0.8%	0.9%
% of Patients satisfied with the dentistry they have received	1	1	N/A	93.0%	93.1%	93.2%
% of Patients satisfied with the time they had to wait for an appointment	1	1	N/A	88.0%	87.8%	88.3%

* This is based on patients treated on this contract for their most recent course of treatment. Figures in italics indicate the base number of FP17s or Patient Questionnaire responses are less than 100. N/A is shown where the base number of responses is less than 10 during the period. % is calculated as Quantity/Base number*100

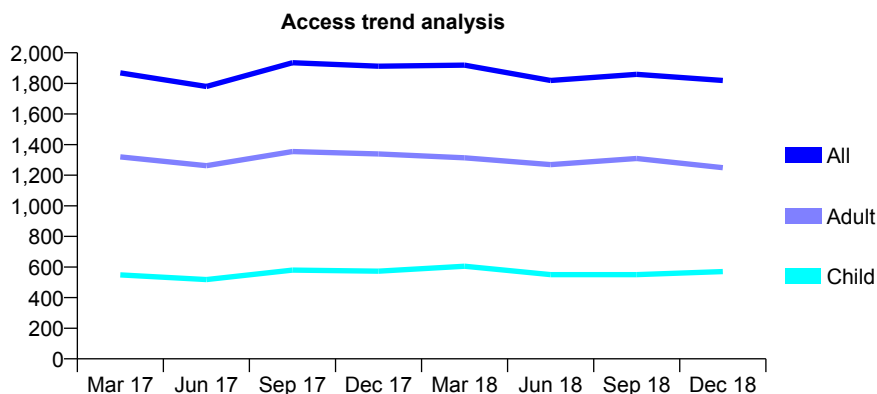
Q70 - Vital Signs At a Glance Contract Report for 735914/0001 - December 2018

Name or company name	New Church Road Dental Surgery
Contract type name	GDS Contract
Purpose of contract	General
Contract start date	01/04/2006
Contract end date	

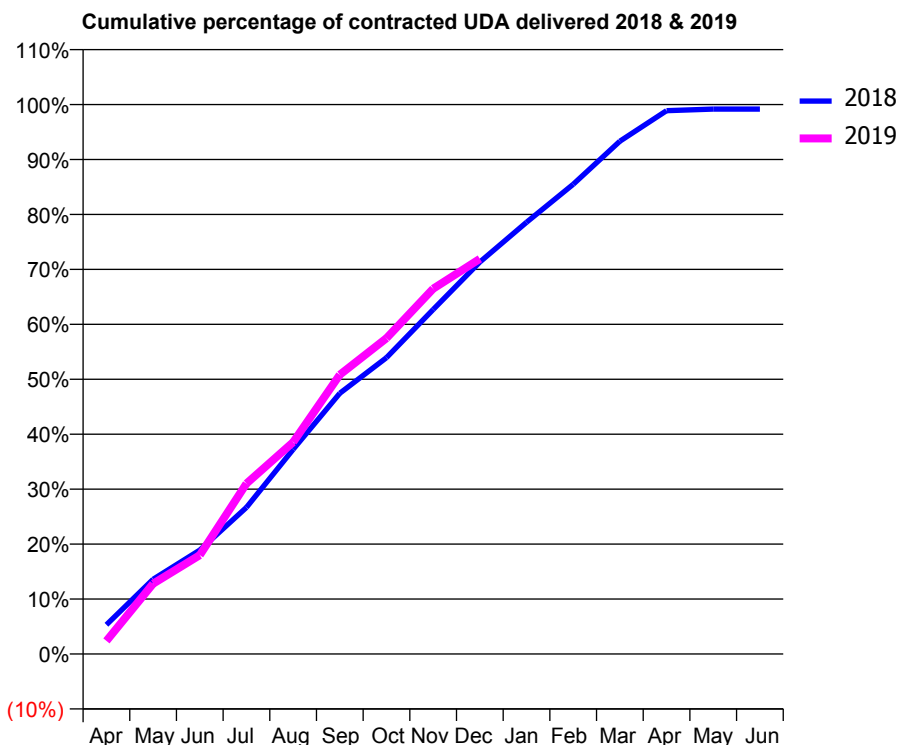
18/19 Contracted general activity (UDA)	4,745
Carry forward general activity (UDA)	39
18/19 Contracted orthodontic activity (UOA)	0
Carry forward orthodontic activity (UOA)	0
Baseline contract value	£123,002.26

ACCESS*

Patients seen in 24 months	Total	Change since previous quarter
Quarter ending December 2017	1,912	
Quarter ending March 2018	1,919	→
Quarter ending June 2018	1,819	↓
Quarter ending September 2018	1,859	↑
Quarter ending December 2018	1,819	↓
Variance since December 2017	(4.9%)	↓



ACTIVITY



Month	Adjusted Scheduled Activity (UDA)	
	2018	2019
April	253	113
May	645	608
June	898	854
July	1,266	1,472
August	1,767	1,829
September	2,252	2,412
October	2,559	2,727
November	2,974	3,155
December	3,385	3,412
January	3,728	
February	4,057	
March	4,427	
April	4,692	
May	4,705	
June	4,706	

QUALITY

	Quantity	Base Number	Contract	AT	Region	England
% of FP17s for the same patient ID Re-attending within 3 months - Children	18	695	2.6%	9.6%	11.3%	11.8%
% of FP17s for the same patient ID Re-attending within 3 months - Adults	105	1,456	7.2%	13.9%	15.3%	15.6%
% of FP17s for the same patient ID Re-attending between 3 & 9 months - Children	230	695	33.1%	61.7%	61.1%	58.8%
% of FP17s for the same patient ID Re-attending between 3 & 9 months - Adults	411	1,456	28.2%	53.0%	52.4%	51.0%
% of FP17s for Band 1 Urgent Courses	93	1,966	4.7%	9.8%	9.5%	9.0%
% of FP17s Relating to Free Repair or Replacements	8	1,966	0.4%	0.6%	0.7%	0.8%
% of FP17s Relating to Continuations	1	1,966	0.1%	0.9%	0.8%	0.9%
% of Patients satisfied with the dentistry they have received	1	1	N/A	93.0%	93.1%	93.2%
% of Patients satisfied with the time they had to wait for an appointment	1	1	N/A	88.0%	87.8%	88.3%

* This is based on patients treated on this contract for their most recent course of treatment. Figures in italics indicate the base number of FP17s or Patient Questionnaire responses are less than 100. N/A is shown where the base number of responses is less than 10 during the period. % is calculated as Quantity/Base number*100

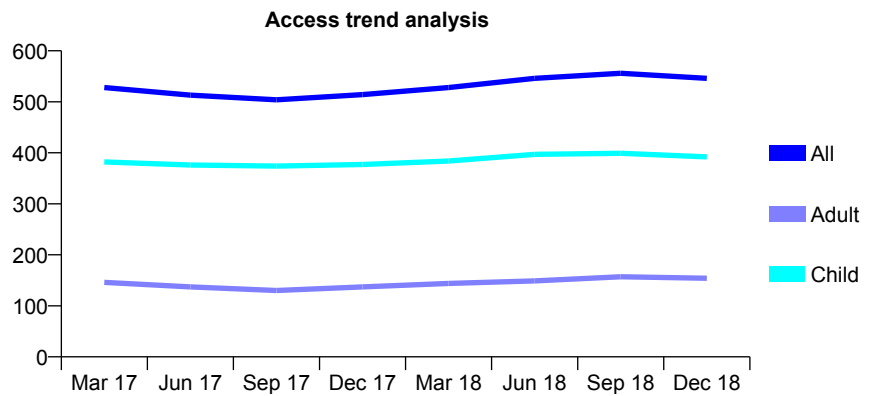
Q70 - Vital Signs At a Glance Contract Report for 737615/0001 - December 2018

Name or company name	Forest Lodge Dental Practice
Contract type name	GDS Contract
Purpose of contract	General
Contract start date	01/04/2006
Contract end date	

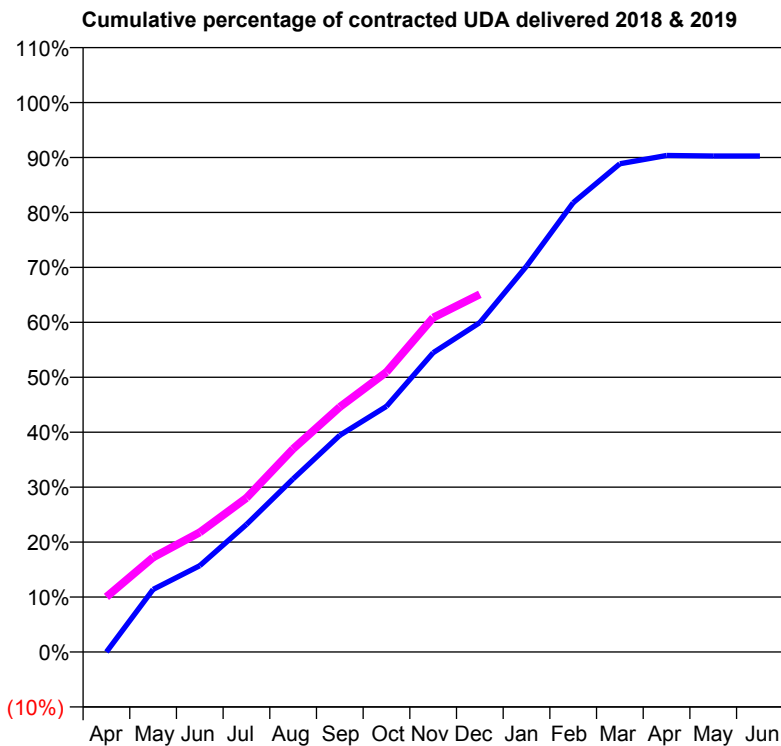
18/19 Contracted general activity (UDA)	1,275
Carry forward general activity (UDA)	0
18/19 Contracted orthodontic activity (UOA)	0
Carry forward orthodontic activity (UOA)	0
Baseline contract value	£33,151.34

ACCESS*

Patients seen in 24 months	Total	Change since previous quarter
Quarter ending December 2017	514	
Quarter ending March 2018	528	↑
Quarter ending June 2018	546	↑
Quarter ending September 2018	556	→
Quarter ending December 2018	546	↓
Variance since December 2017	6.2%	↑



ACTIVITY



Month	Adjusted Scheduled Activity (UDA)	
	2018	2019
April	0	128
May	145	220
June	200	278
July	296	357
August	402	471
September	503	569
October	570	650
November	694	776
December	764	830
January	895	
February	1,042	
March	1,133	
April	1,152	
May	1,151	
June	1,151	

QUALITY

	Quantity	Base Number	Contract	AT	Region	England
% of FP17s for the same patient ID Re-attending within 3 months - Children	26	500	5.2%	9.6%	11.3%	11.8%
% of FP17s for the same patient ID Re-attending within 3 months - Adults	8	126	6.3%	13.9%	15.3%	15.6%
% of FP17s for the same patient ID Re-attending between 3 & 9 months - Children	360	500	72.0%	61.7%	61.1%	58.8%
% of FP17s for the same patient ID Re-attending between 3 & 9 months - Adults	85	126	67.5%	53.0%	52.4%	51.0%
% of FP17s for Band 1 Urgent Courses	15	612	2.5%	9.8%	9.5%	9.0%
% of FP17s Relating to Free Repair or Replacements	0	612	0.0%	0.6%	0.7%	0.8%
% of FP17s Relating to Continuations	0	612	0.0%	0.9%	0.8%	0.9%
% of Patients satisfied with the dentistry they have received	0	0	N/A	93.0%	93.1%	93.2%
% of Patients satisfied with the time they had to wait for an appointment	0	0	N/A	88.0%	87.8%	88.3%

* This is based on patients treated on this contract for their most recent course of treatment. Figures in italics indicate the base number of FP17s or Patient Questionnaire responses are less than 100. N/A is shown where the base number of responses is less than 10 during the period. % is calculated as Quantity/Base number*100

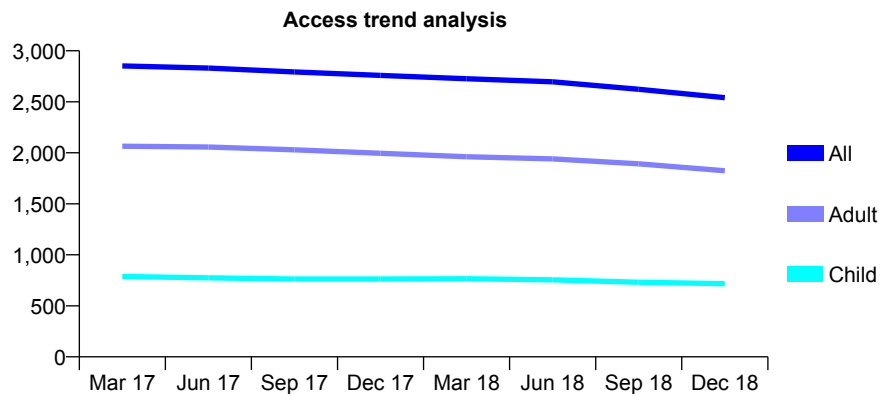
Q70 - Vital Signs At a Glance Contract Report for 739391/0001 - December 2018

Name or company name	MR T SEAGAN
Contract type name	GDS Contract
Purpose of contract	General
Contract start date	01/04/2006
Contract end date	

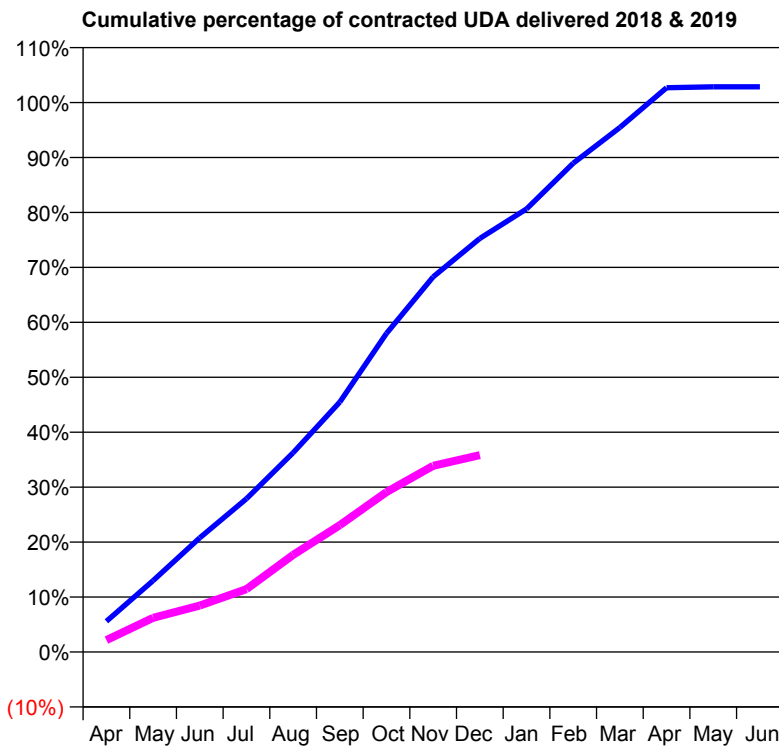
18/19 Contracted general activity (UDA)	5,309
Carry forward general activity (UDA)	0
18/19 Contracted orthodontic activity (UOA)	0
Carry forward orthodontic activity (UOA)	0
Baseline contract value	£144,792.11

ACCESS*

Patients seen in 24 months	Total	Change since previous quarter
Quarter ending December 2017	2,759	
Quarter ending March 2018	2,726	↓
Quarter ending June 2018	2,696	↓
Quarter ending September 2018	2,623	↓
Quarter ending December 2018	2,541	↓
Variance since December 2017	(7.9%)	↓



ACTIVITY



Month	Adjusted Scheduled Activity (UDA)	
	2018	2019
April	163	115
May	379	331
June	607	449
July	815	608
August	1,059	939
September	1,328	1,226
October	1,693	1,546
November	1,994	1,799
December	2,198	1,903
January	2,354	
February	2,597	
March	2,787	
April	2,999	
May	3,004	
June	3,004	

QUALITY

	Quantity	Base Number	Contract	AT	Region	England
% of FP17s for the same patient ID Re-attending within 3 months - Children	42	570	7.4%	9.6%	11.3%	11.8%
% of FP17s for the same patient ID Re-attending within 3 months - Adults	225	1,470	15.3%	13.9%	15.3%	15.6%
% of FP17s for the same patient ID Re-attending between 3 & 9 months - Children	153	570	26.8%	61.7%	61.1%	58.8%
% of FP17s for the same patient ID Re-attending between 3 & 9 months - Adults	399	1,470	27.1%	53.0%	52.4%	51.0%
% of FP17s for Band 1 Urgent Courses	114	1,077	10.6%	9.8%	9.5%	9.0%
% of FP17s Relating to Free Repair or Replacements	1	1,077	0.1%	0.6%	0.7%	0.8%
% of FP17s Relating to Continuations	3	1,077	0.3%	0.9%	0.8%	0.9%
% of Patients satisfied with the dentistry they have received	1	1	N/A	93.0%	93.1%	93.2%
% of Patients satisfied with the time they had to wait for an appointment	0	1	N/A	88.0%	87.8%	88.3%

* This is based on patients treated on this contract for their most recent course of treatment. Figures in italics indicate the base number of FP17s or Patient Questionnaire responses are less than 100. N/A is shown where the base number of responses is less than 10 during the period. % is calculated as Quantity/Base number*100

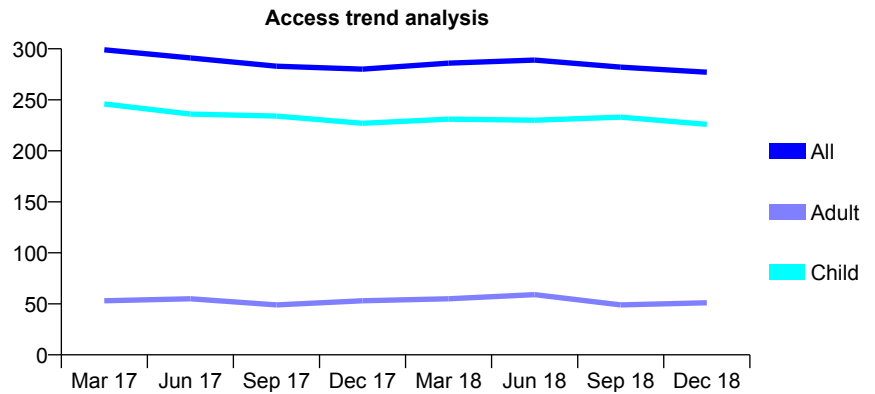
Q70 - Vital Signs At a Glance Contract Report for 739901/0001 - December 2018

Name or company name	MR PD THORNHILL
Contract type name	GDS Contract
Purpose of contract	General
Contract start date	01/04/2006
Contract end date	

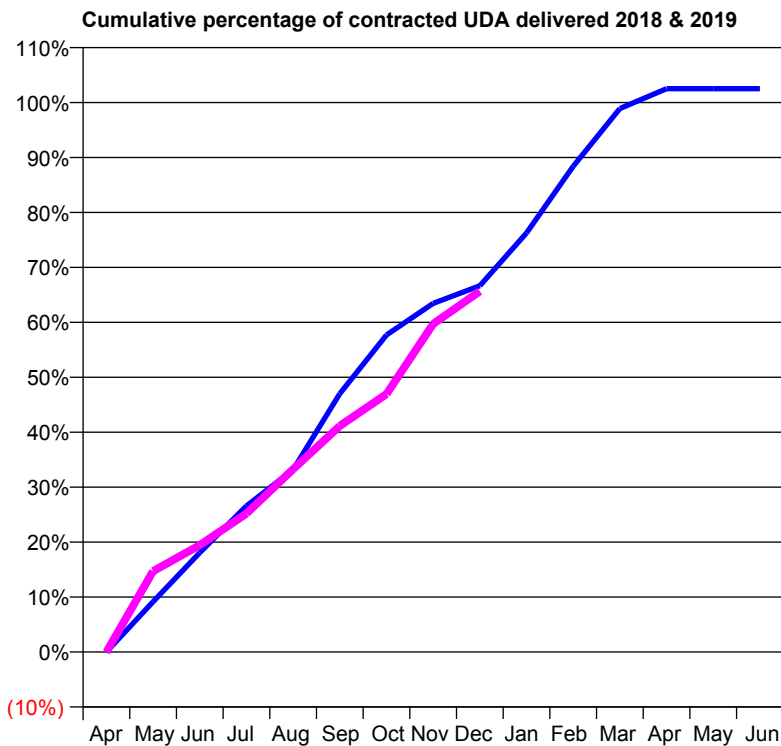
18/19 Contracted general activity (UDA)	470
Carry forward general activity (UDA)	0
18/19 Contracted orthodontic activity (UOA)	0
Carry forward orthodontic activity (UOA)	0
Baseline contract value	£11,279.77

ACCESS*

Patients seen in 24 months	Total	Change since previous quarter
Quarter ending December 2017	280	
Quarter ending March 2018	286	↑
Quarter ending June 2018	289	→
Quarter ending September 2018	282	↓
Quarter ending December 2018	277	↓
Variance since December 2017	(1.1%)	↓



ACTIVITY



Month	Adjusted Scheduled Activity (UDA)	
	2018	2019
April	0	0
May	43	69
June	85	91
July	125	118
August	156	156
September	221	193
October	271	221
November	298	281
December	313	309
January	358	
February	415	
March	465	
April	482	
May	482	
June	482	

QUALITY

	Quantity	Base Number	Contract	AT	Region	England
% of FP17s for the same patient ID Re-attending within 3 months - Children	8	277	2.9%	9.6%	11.3%	11.8%
% of FP17s for the same patient ID Re-attending within 3 months - Adults	0	13	0.0%	13.9%	15.3%	15.6%
% of FP17s for the same patient ID Re-attending between 3 & 9 months - Children	198	277	71.5%	61.7%	61.1%	58.8%
% of FP17s for the same patient ID Re-attending between 3 & 9 months - Adults	10	13	76.9%	53.0%	52.4%	51.0%
% of FP17s for Band 1 Urgent Courses	4	272	1.5%	9.8%	9.5%	9.0%
% of FP17s Relating to Free Repair or Replacements	0	272	0.0%	0.6%	0.7%	0.8%
% of FP17s Relating to Continuations	0	272	0.0%	0.9%	0.8%	0.9%
% of Patients satisfied with the dentistry they have received	0	0	N/A	93.0%	93.1%	93.2%
% of Patients satisfied with the time they had to wait for an appointment	0	0	N/A	88.0%	87.8%	88.3%

* This is based on patients treated on this contract for their most recent course of treatment. Figures in italics indicate the base number of FP17s or Patient Questionnaire responses are less than 100. N/A is shown where the base number of responses is less than 10 during the period. % is calculated as Quantity/Base number*100

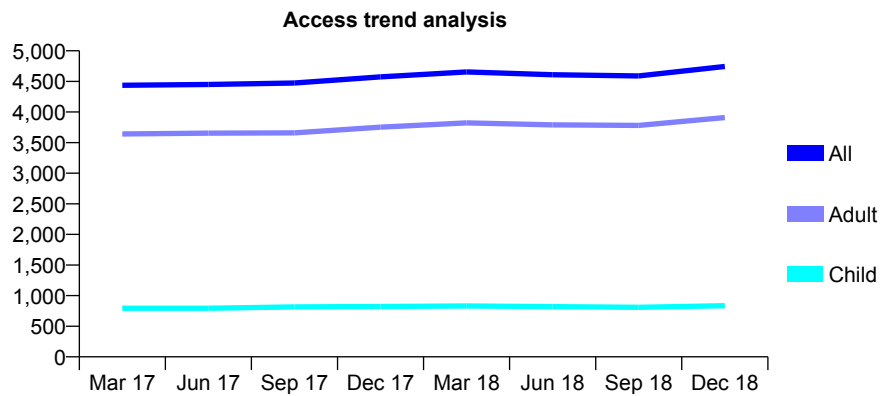
Q70 - Vital Signs At a Glance Contract Report for 741833/0001 - December 2018

Name or company name	Eastleigh Dental Surgery Partnership
Contract type name	GDS Contract
Purpose of contract	General
Contract start date	01/04/2006
Contract end date	

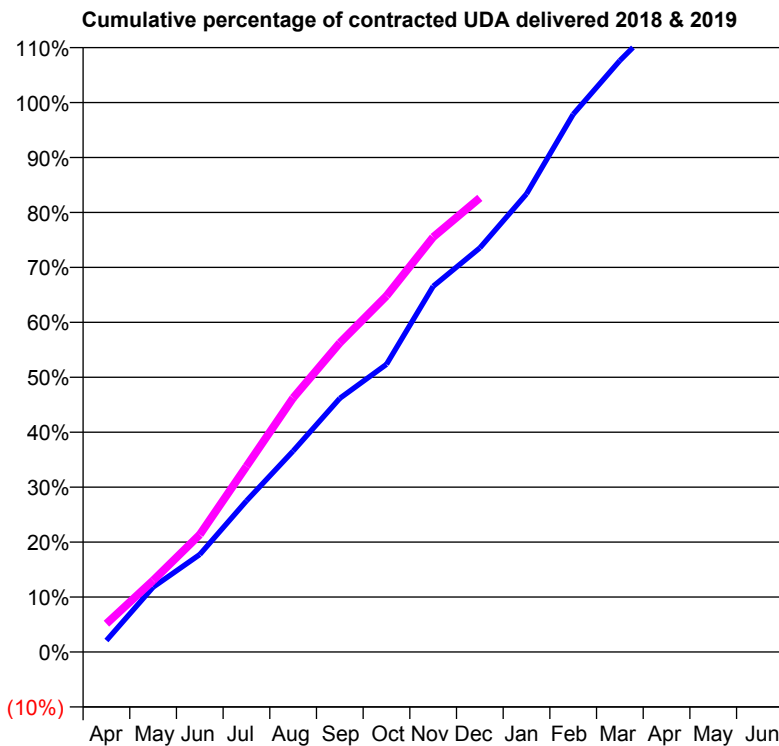
18/19 Contracted general activity (UDA)	12,000
Carry forward general activity (UDA)	0
18/19 Contracted orthodontic activity (UOA)	0
Carry forward orthodontic activity (UOA)	0
Baseline contract value	£369,439.59

ACCESS*

Patients seen in 24 months	Total	Change since previous quarter
Quarter ending December 2017	4,575	
Quarter ending March 2018	4,654	→
Quarter ending June 2018	4,610	→
Quarter ending September 2018	4,590	→
Quarter ending December 2018	4,745	↑
Variance since December 2017	3.7%	↑



ACTIVITY



Adjusted Scheduled Activity (UDA)		
Month	2018	2019
April	251	618
May	1,417	1,563
June	2,131	2,563
July	3,302	4,055
August	4,390	5,549
September	5,539	6,751
October	6,282	7,778
November	7,987	9,062
December	8,825	9,916
January	10,004	
February	11,744	
March	12,916	
April	13,933	
May	13,906	
June	13,907	

QUALITY

	Quantity	Base Number	Contract	AT	Region	England
% of FP17s for the same patient ID Re-attending within 3 months - Children	73	950	7.7%	9.6%	11.3%	11.8%
% of FP17s for the same patient ID Re-attending within 3 months - Adults	704	4,475	15.7%	13.9%	15.3%	15.6%
% of FP17s for the same patient ID Re-attending between 3 & 9 months - Children	585	950	61.6%	61.7%	61.1%	58.8%
% of FP17s for the same patient ID Re-attending between 3 & 9 months - Adults	2,537	4,475	56.7%	53.0%	52.4%	51.0%
% of FP17s for Band 1 Urgent Courses	509	4,984	10.2%	9.8%	9.5%	9.0%
% of FP17s Relating to Free Repair or Replacements	22	4,984	0.4%	0.6%	0.7%	0.8%
% of FP17s Relating to Continuations	40	4,984	0.8%	0.9%	0.8%	0.9%
% of Patients satisfied with the dentistry they have received	7	10	70.0%	93.0%	93.1%	93.2%
% of Patients satisfied with the time they had to wait for an appointment	10	10	100.0%	88.0%	87.8%	88.3%

* This is based on patients treated on this contract for their most recent course of treatment. Figures in italics indicate the base number of FP17s or Patient Questionnaire responses are less than 100. N/A is shown where the base number of responses is less than 10 during the period. % is calculated as Quantity/Base number*100

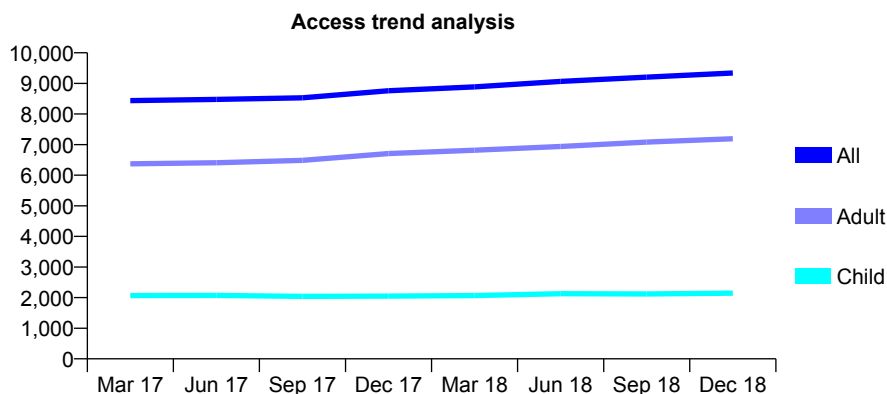
Q70 - Vital Signs At a Glance Contract Report for 750026/0001 - December 2018

Name or company name	Royal Terrace Dental Practice
Contract type name	GDS Contract
Purpose of contract	General
Contract start date	01/04/2006
Contract end date	

18/19 Contracted general activity (UDA)	16,700
Carry forward general activity (UDA)	0
18/19 Contracted orthodontic activity (UOA)	0
Carry forward orthodontic activity (UOA)	0
Baseline contract value	£453,764.14

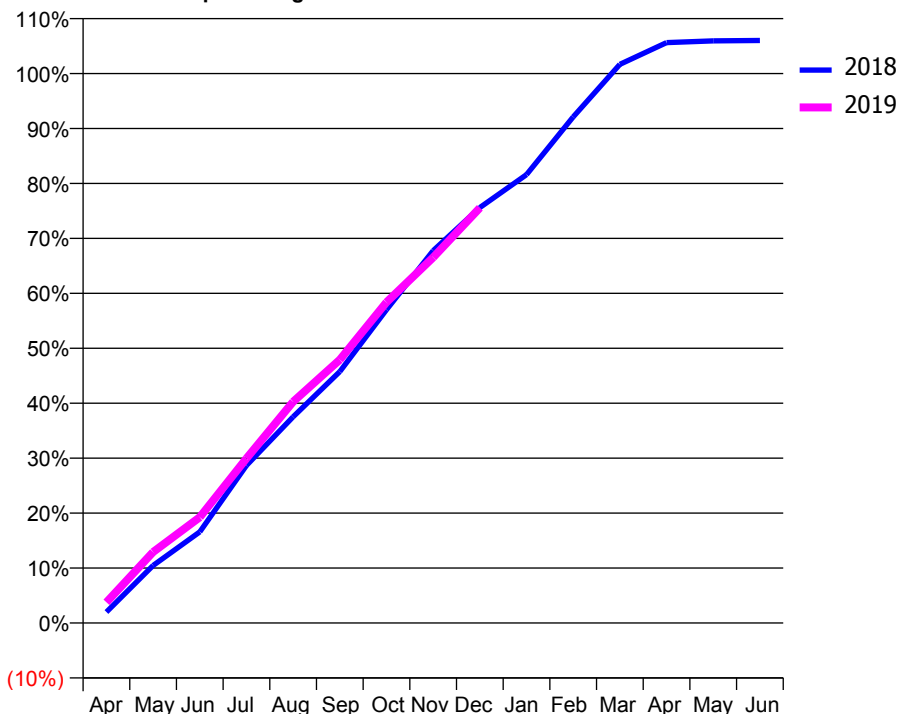
ACCESS*

Patients seen in 24 months	Total	Change since previous quarter
Quarter ending December 2017	8,759	
Quarter ending March 2018	8,885	→
Quarter ending June 2018	9,064	↑
Quarter ending September 2018	9,204	→
Quarter ending December 2018	9,340	→
Variance since December 2017	6.6%	↑



ACTIVITY

Cumulative percentage of contracted UDA delivered 2018 & 2019



Month	Adjusted Scheduled Activity (UDA)	
	2018	2019
April	336	630
May	1,749	2,160
June	2,770	3,215
July	4,789	5,002
August	6,268	6,725
September	7,640	8,003
October	9,521	9,750
November	11,318	11,109
December	12,627	12,618
January	13,627	
February	15,380	
March	16,979	
April	17,638	
May	17,693	
June	17,704	

QUALITY

	Quantity	Base Number	Contract	AT	Region	England
% of FP17s for the same patient ID Re-attending within 3 months - Children	56	1,601	3.5%	9.6%	11.3%	11.8%
% of FP17s for the same patient ID Re-attending within 3 months - Adults	742	5,505	13.5%	13.9%	15.3%	15.6%
% of FP17s for the same patient ID Re-attending between 3 & 9 months - Children	422	1,601	26.4%	61.7%	61.1%	58.8%
% of FP17s for the same patient ID Re-attending between 3 & 9 months - Adults	1,366	5,505	24.8%	53.0%	52.4%	51.0%
% of FP17s for Band 1 Urgent Courses	731	6,731	10.9%	9.8%	9.5%	9.0%
% of FP17s Relating to Free Repair or Replacements	57	6,731	0.8%	0.6%	0.7%	0.8%
% of FP17s Relating to Continuations	27	6,731	0.4%	0.9%	0.8%	0.9%
% of Patients satisfied with the dentistry they have received	2	2	N/A	93.0%	93.1%	93.2%
% of Patients satisfied with the time they had to wait for an appointment	2	2	N/A	88.0%	87.8%	88.3%

* This is based on patients treated on this contract for their most recent course of treatment. Figures in italics indicate the base number of FP17s or Patient Questionnaire responses are less than 100. N/A is shown where the base number of responses is less than 10 during the period. % is calculated as Quantity/Base number*100

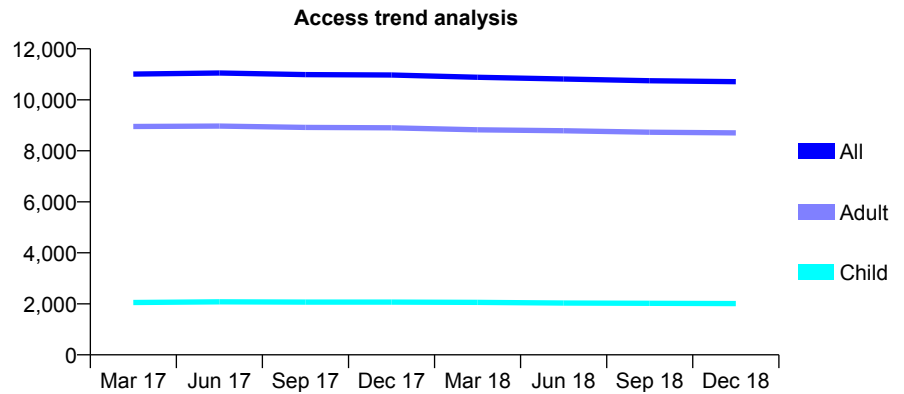
Q70 - Vital Signs At a Glance Contract Report for 755648/0001 - December 2018

Name or company name	MR SM SHILLAKER
Contract type name	GDS Contract
Purpose of contract	General
Contract start date	01/04/2006
Contract end date	

18/19 Contracted general activity (UDA)	29,000
Carry forward general activity (UDA)	0
18/19 Contracted orthodontic activity (UOA)	0
Carry forward orthodontic activity (UOA)	0
Baseline contract value	£771,661.63

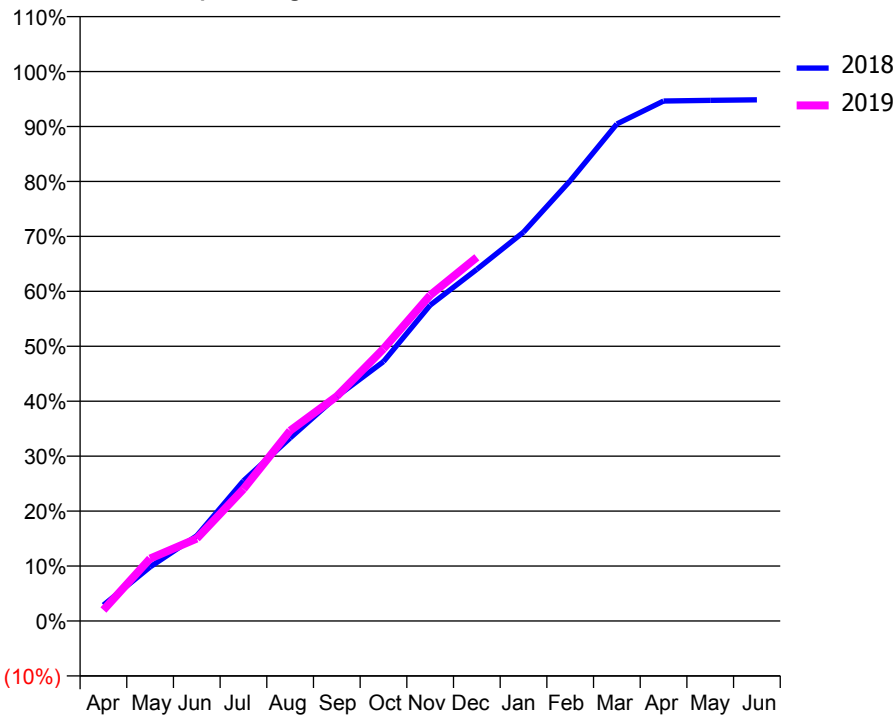
ACCESS*

Patients seen in 24 months	Total	Change since previous quarter
Quarter ending December 2017	10,971	
Quarter ending March 2018	10,886	→
Quarter ending June 2018	10,817	→
Quarter ending September 2018	10,750	→
Quarter ending December 2018	10,711	→
Variance since December 2017	(2.4%)	↓



ACTIVITY

Cumulative percentage of contracted UDA delivered 2018 & 2019



Month	Adjusted Scheduled Activity (UDA)	
	2018	2019
April	838	577
May	2,851	3,294
June	4,497	4,356
July	7,397	6,965
August	9,658	10,046
September	11,851	11,863
October	13,688	14,364
November	16,670	17,193
December	18,560	19,196
January	20,523	
February	23,237	
March	26,233	
April	27,445	
May	27,477	
June	27,507	

QUALITY

	Quantity	Base Number	Contract	AT	Region	England
% of FP17s for the same patient ID Re-attending within 3 months - Children	127	2,454	5.2%	9.6%	11.3%	11.8%
% of FP17s for the same patient ID Re-attending within 3 months - Adults	1,104	9,560	11.5%	13.9%	15.3%	15.6%
% of FP17s for the same patient ID Re-attending between 3 & 9 months - Children	1,657	2,454	67.5%	61.7%	61.1%	58.8%
% of FP17s for the same patient ID Re-attending between 3 & 9 months - Adults	5,131	9,560	53.7%	53.0%	52.4%	51.0%
% of FP17s for Band 1 Urgent Courses	801	10,961	7.3%	9.8%	9.5%	9.0%
% of FP17s Relating to Free Repair or Replacements	51	10,961	0.5%	0.6%	0.7%	0.8%
% of FP17s Relating to Continuations	111	10,961	1.0%	0.9%	0.8%	0.9%
% of Patients satisfied with the dentistry they have received	1	1	N/A	93.0%	93.1%	93.2%
% of Patients satisfied with the time they had to wait for an appointment	1	1	N/A	88.0%	87.8%	88.3%

* This is based on patients treated on this contract for their most recent course of treatment. Figures in italics indicate the base number of FP17s or Patient Questionnaire responses are less than 100. N/A is shown where the base number of responses is less than 10 during the period. % is calculated as Quantity/Base number*100

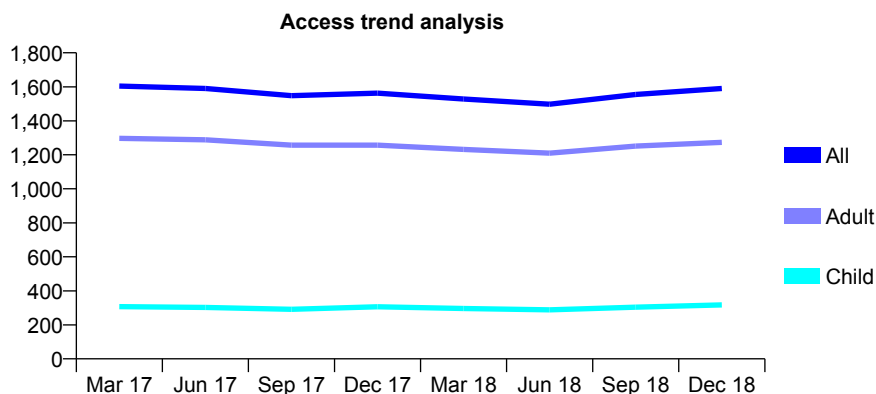
Q70 - Vital Signs At a Glance Contract Report for 765201/0001 - December 2018

Name or company name	MR A SHENYAN
Contract type name	GDS Contract
Purpose of contract	General
Contract start date	01/04/2006
Contract end date	

18/19 Contracted general activity (UDA)	7,650
Carry forward general activity (UDA)	0
18/19 Contracted orthodontic activity (UOA)	0
Carry forward orthodontic activity (UOA)	0
Baseline contract value	£215,430.73

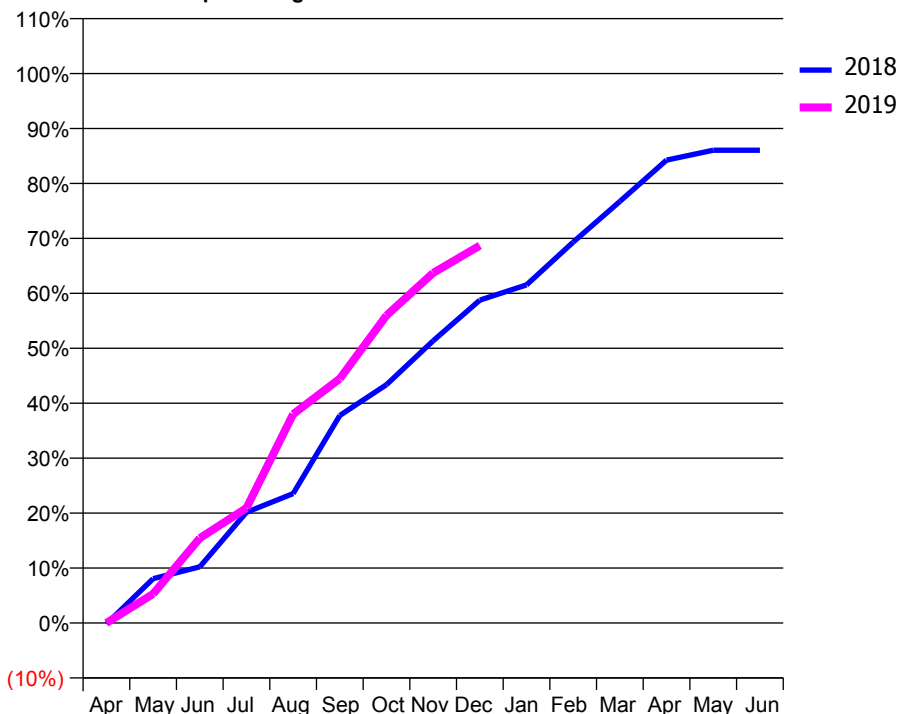
ACCESS*

Patients seen in 24 months	Total	Change since previous quarter
Quarter ending December 2017	1,563	
Quarter ending March 2018	1,528	↓
Quarter ending June 2018	1,498	↓
Quarter ending September 2018	1,555	↑
Quarter ending December 2018	1,590	↑
Variance since December 2017	1.7%	→



ACTIVITY

Cumulative percentage of contracted UDA delivered 2018 & 2019



Adjusted Scheduled Activity (UDA)		
Month	2018	2019
April	-13	0
May	616	406
June	782	1,182
July	1,542	1,602
August	1,802	2,908
September	2,890	3,402
October	3,318	4,283
November	3,929	4,874
December	4,496	5,254
January	4,706	
February	5,304	
March	5,869	
April	6,444	
May	6,582	
June	6,582	

QUALITY

	Quantity	Base Number	Contract	AT	Region	England
% of FP17s for the same patient ID Re-attending within 3 months - Children	17	314	5.4%	9.6%	11.3%	11.8%
% of FP17s for the same patient ID Re-attending within 3 months - Adults	237	1,470	16.1%	13.9%	15.3%	15.6%
% of FP17s for the same patient ID Re-attending between 3 & 9 months - Children	157	314	50.0%	61.7%	61.1%	58.8%
% of FP17s for the same patient ID Re-attending between 3 & 9 months - Adults	788	1,470	53.6%	53.0%	52.4%	51.0%
% of FP17s for Band 1 Urgent Courses	42	1,600	2.6%	9.8%	9.5%	9.0%
% of FP17s Relating to Free Repair or Replacements	24	1,600	1.5%	0.6%	0.7%	0.8%
% of FP17s Relating to Continuations	20	1,600	1.3%	0.9%	0.8%	0.9%
% of Patients satisfied with the dentistry they have received	1	1	N/A	93.0%	93.1%	93.2%
% of Patients satisfied with the time they had to wait for an appointment	1	1	N/A	88.0%	87.8%	88.3%

* This is based on patients treated on this contract for their most recent course of treatment. Figures in italics indicate the base number of FP17s or Patient Questionnaire responses are less than 100. N/A is shown where the base number of responses is less than 10 during the period. % is calculated as Quantity/Base number*100

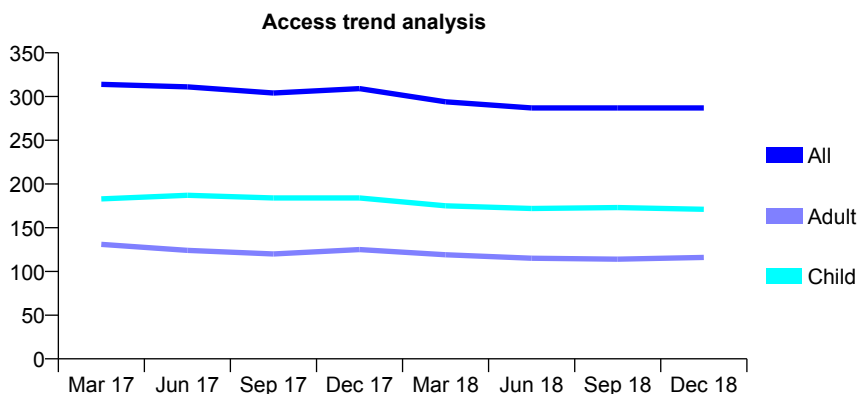
Q70 - Vital Signs At a Glance Contract Report for 766542/0001 - December 2018

Name or company name	MISS LJ PEARCE
Contract type name	GDS Contract
Purpose of contract	General
Contract start date	01/04/2006
Contract end date	

18/19 Contracted general activity (UDA)	800
Carry forward general activity (UDA)	0
18/19 Contracted orthodontic activity (UOA)	0
Carry forward orthodontic activity (UOA)	0
Baseline contract value	£18,469.18

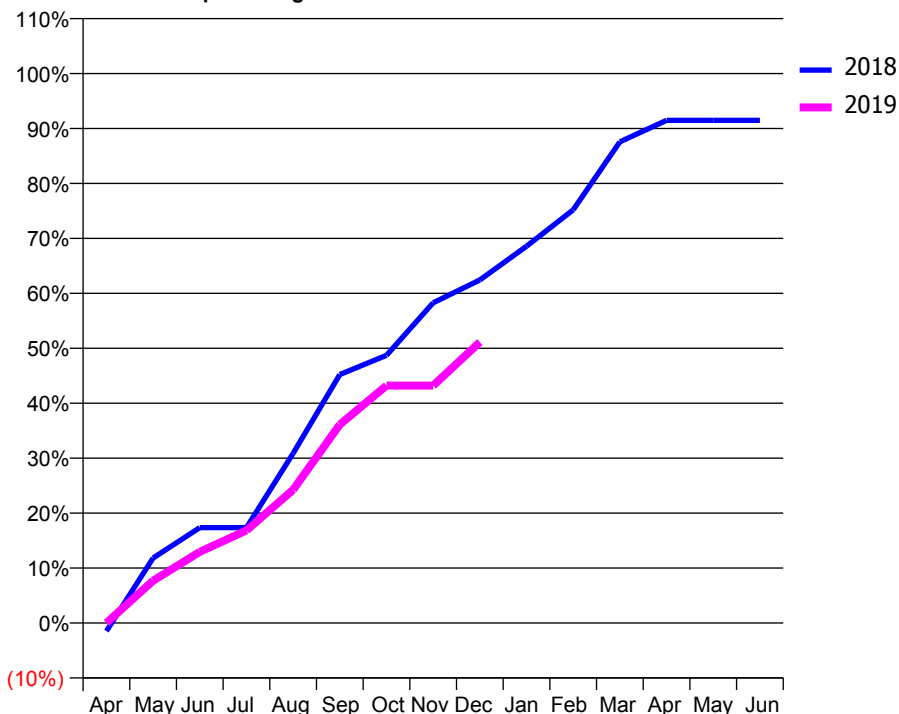
ACCESS*

Patients seen in 24 months	Total	Change since previous quarter
Quarter ending December 2017	309	
Quarter ending March 2018	294	↓
Quarter ending June 2018	287	↓
Quarter ending September 2018	287	→
Quarter ending December 2018	287	→
Variance since December 2017	(7.1%)	↓



ACTIVITY

Cumulative percentage of contracted UDA delivered 2018 & 2019



Adjusted Scheduled Activity (UDA)		
Month	2018	2019
April	-12	0
May	95	62
June	139	104
July	139	135
August	247	194
September	362	289
October	390	346
November	466	346
December	499	409
January	549	
February	602	
March	701	
April	732	
May	732	
June	732	

QUALITY

	Quantity	Base Number	Contract	AT	Region	England
% of FP17s for the same patient ID Re-attending within 3 months - Children	14	196	7.1%	9.6%	11.3%	11.8%
% of FP17s for the same patient ID Re-attending within 3 months - Adults	17	115	14.8%	13.9%	15.3%	15.6%
% of FP17s for the same patient ID Re-attending between 3 & 9 months - Children	139	196	70.9%	61.7%	61.1%	58.8%
% of FP17s for the same patient ID Re-attending between 3 & 9 months - Adults	63	115	54.8%	53.0%	52.4%	51.0%
% of FP17s for Band 1 Urgent Courses	15	289	5.2%	9.8%	9.5%	9.0%
% of FP17s Relating to Free Repair or Replacements	0	289	0.0%	0.6%	0.7%	0.8%
% of FP17s Relating to Continuations	1	289	0.3%	0.9%	0.8%	0.9%
% of Patients satisfied with the dentistry they have received	0	0	N/A	93.0%	93.1%	93.2%
% of Patients satisfied with the time they had to wait for an appointment	0	0	N/A	88.0%	87.8%	88.3%

* This is based on patients treated on this contract for their most recent course of treatment. Figures in italics indicate the base number of FP17s or Patient Questionnaire responses are less than 100. N/A is shown where the base number of responses is less than 10 during the period. % is calculated as Quantity/Base number*100

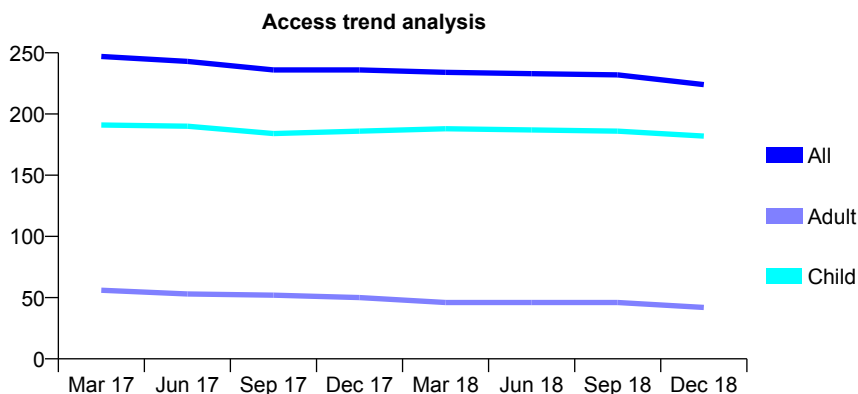
Q70 - Vital Signs At a Glance Contract Report for 769797/0001 - December 2018

Name or company name	MR FJ PEROLD
Contract type name	GDS Contract
Purpose of contract	General
Contract start date	01/04/2006
Contract end date	

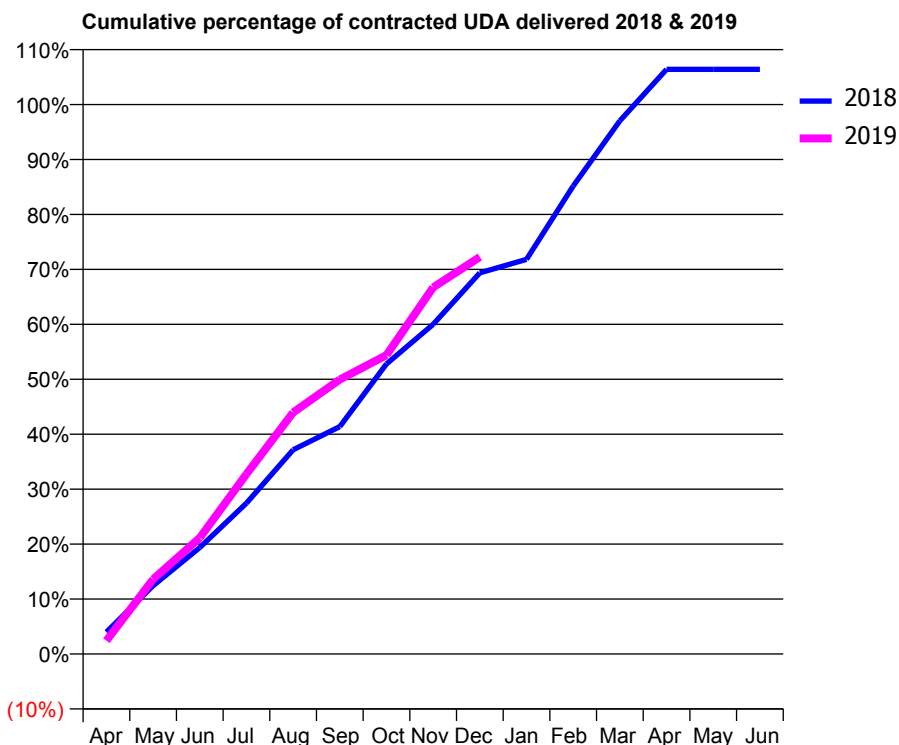
18/19 Contracted general activity (UDA)	450
Carry forward general activity (UDA)	0
18/19 Contracted orthodontic activity (UOA)	0
Carry forward orthodontic activity (UOA)	0
Baseline contract value	£10,433.10

ACCESS*

Patients seen in 24 months	Total	Change since previous quarter
Quarter ending December 2017	236	
Quarter ending March 2018	234	→
Quarter ending June 2018	233	→
Quarter ending September 2018	232	→
Quarter ending December 2018	224	↓
Variance since December 2017	(5.1%)	↓



ACTIVITY



Month	Adjusted Scheduled Activity (UDA)	
	2018	2019
April	18	11
May	56	61
June	87	95
July	124	147
August	167	198
September	186	225
October	238	245
November	270	300
December	312	325
January	323	
February	383	
March	437	
April	479	
May	479	
June	479	

QUALITY

	Quantity	Base Number	Contract	AT	Region	England
% of FP17s for the same patient ID Re-attending within 3 months - Children	13	264	4.9%	9.6%	11.3%	11.8%
% of FP17s for the same patient ID Re-attending within 3 months - Adults	4	19	21.1%	13.9%	15.3%	15.6%
% of FP17s for the same patient ID Re-attending between 3 & 9 months - Children	200	264	75.8%	61.7%	61.1%	58.8%
% of FP17s for the same patient ID Re-attending between 3 & 9 months - Adults	15	19	78.9%	53.0%	52.4%	51.0%
% of FP17s for Band 1 Urgent Courses	6	262	2.3%	9.8%	9.5%	9.0%
% of FP17s Relating to Free Repair or Replacements	0	262	0.0%	0.6%	0.7%	0.8%
% of FP17s Relating to Continuations	0	262	0.0%	0.9%	0.8%	0.9%
% of Patients satisfied with the dentistry they have received	0	0	N/A	93.0%	93.1%	93.2%
% of Patients satisfied with the time they had to wait for an appointment	0	0	N/A	88.0%	87.8%	88.3%

* This is based on patients treated on this contract for their most recent course of treatment. Figures in italics indicate the base number of FP17s or Patient Questionnaire responses are less than 100. N/A is shown where the base number of responses is less than 10 during the period. % is calculated as Quantity/Base number*100

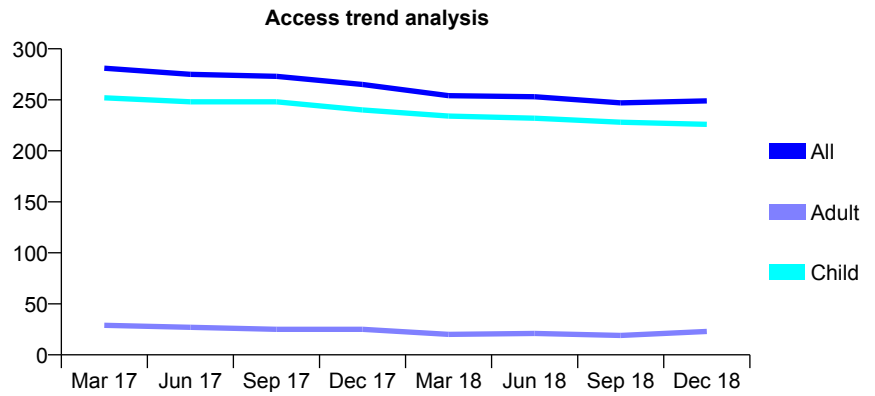
Q70 - Vital Signs At a Glance Contract Report for 801550/0001 - December 2018

Name or company name	Cheriton Dental Practice
Contract type name	GDS Contract
Purpose of contract	General
Contract start date	01/04/2006
Contract end date	

18/19 Contracted general activity (UDA)	640
Carry forward general activity (UDA)	25
18/19 Contracted orthodontic activity (UOA)	0
Carry forward orthodontic activity (UOA)	0
Baseline contract value	£14,965.43

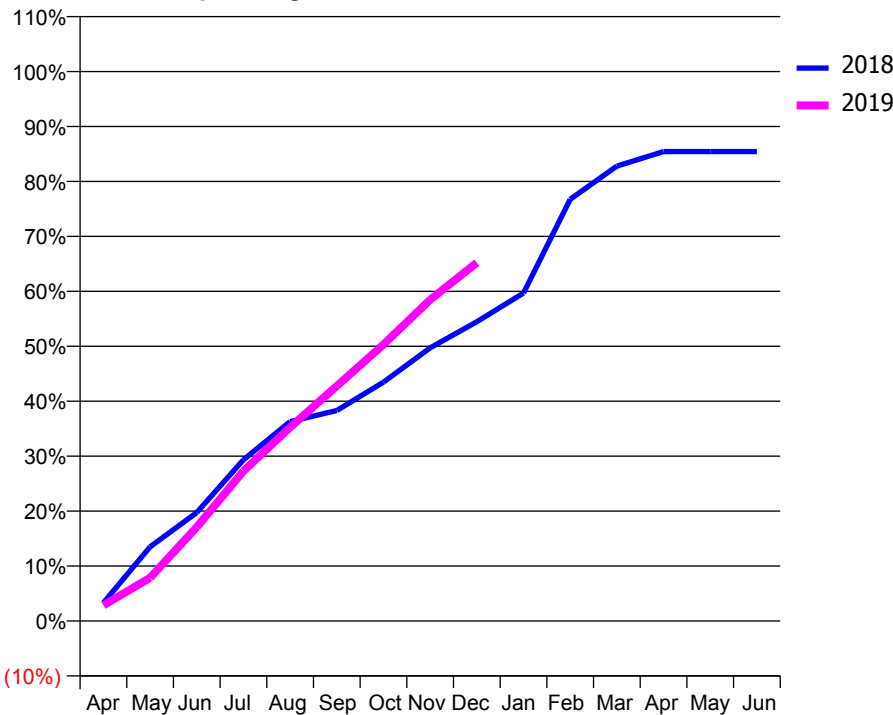
ACCESS*

Patients seen in 24 months	Total	Change since previous quarter
Quarter ending December 2017	265	
Quarter ending March 2018	254	↓
Quarter ending June 2018	253	→
Quarter ending September 2018	247	↓
Quarter ending December 2018	249	→
Variance since December 2017	(6.0%)	↓



ACTIVITY

Cumulative percentage of contracted UDA delivered 2018 & 2019



Month	Adjusted Scheduled Activity (UDA)	
	2018	2019
April	21	18
May	86	50
June	126	109
July	188	175
August	232	226
September	245	274
October	278	322
November	318	374
December	349	417
January	382	
February	491	
March	530	
April	547	
May	547	
June	547	

QUALITY

	Quantity	Base Number	Contract	AT	Region	England
% of FP17s for the same patient ID Re-attending within 3 months - Children	16	266	6.0%	9.6%	11.3%	11.8%
% of FP17s for the same patient ID Re-attending within 3 months - Adults	0	1	0.0%	13.9%	15.3%	15.6%
% of FP17s for the same patient ID Re-attending between 3 & 9 months - Children	162	266	60.9%	61.7%	61.1%	58.8%
% of FP17s for the same patient ID Re-attending between 3 & 9 months - Adults	0	1	0.0%	53.0%	52.4%	51.0%
% of FP17s for Band 1 Urgent Courses	8	256	3.1%	9.8%	9.5%	9.0%
% of FP17s Relating to Free Repair or Replacements	0	256	0.0%	0.6%	0.7%	0.8%
% of FP17s Relating to Continuations	0	256	0.0%	0.9%	0.8%	0.9%
% of Patients satisfied with the dentistry they have received	0	0	N/A	93.0%	93.1%	93.2%
% of Patients satisfied with the time they had to wait for an appointment	0	0	N/A	88.0%	87.8%	88.3%

* This is based on patients treated on this contract for their most recent course of treatment. Figures in italics indicate the base number of FP17s or Patient Questionnaire responses are less than 100. N/A is shown where the base number of responses is less than 10 during the period. % is calculated as Quantity/Base number*100

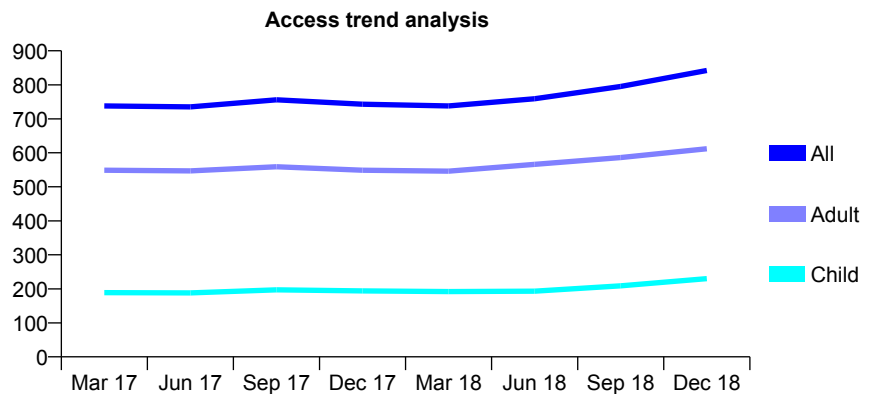
Q70 - Vital Signs At a Glance Contract Report for 801623/0001 - December 2018

Name or company name	Hema Rajah
Contract type name	GDS Contract
Purpose of contract	General
Contract start date	01/04/2006
Contract end date	

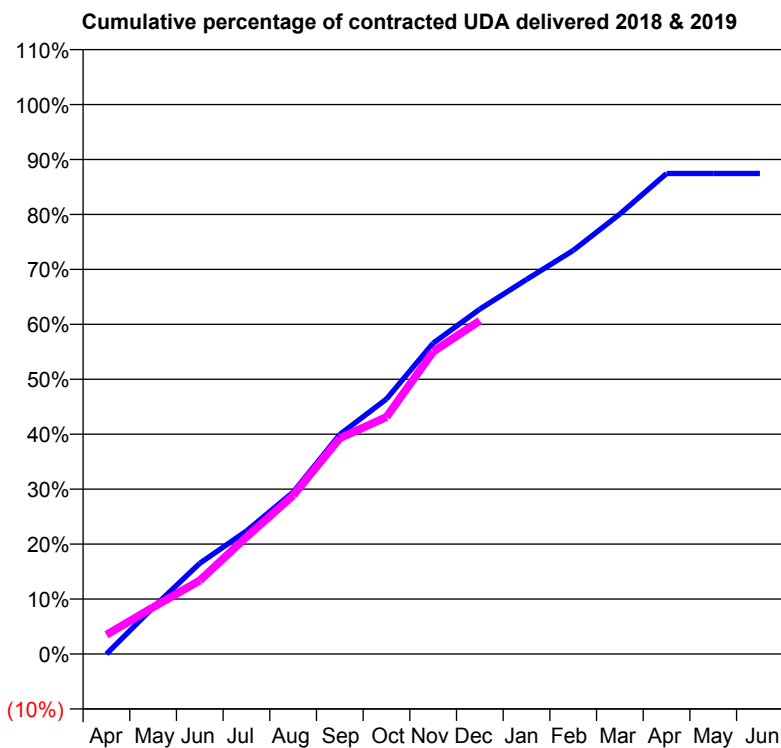
18/19 Contracted general activity (UDA)	2,360
Carry forward general activity (UDA)	0
18/19 Contracted orthodontic activity (UOA)	0
Carry forward orthodontic activity (UOA)	0
Baseline contract value	£56,689.16

ACCESS*

Patients seen in 24 months	Total	Change since previous quarter
Quarter ending December 2017	743	
Quarter ending March 2018	738	→
Quarter ending June 2018	759	↑
Quarter ending September 2018	795	↑
Quarter ending December 2018	842	↑
Variance since December 2017	13.3%	↑



ACTIVITY



Month	Adjusted Scheduled Activity (UDA)	
	2018	2019
April	0	83
May	200	201
June	390	316
July	529	503
August	695	681
September	943	927
October	1,095	1,018
November	1,335	1,298
December	1,481	1,432
January	1,609	
February	1,733	
March	1,890	
April	2,064	
May	2,064	
June	2,064	

QUALITY

	Quantity	Base Number	Contract	AT	Region	England
% of FP17s for the same patient ID Re-attending within 3 months - Children	21	312	6.7%	9.6%	11.3%	11.8%
% of FP17s for the same patient ID Re-attending within 3 months - Adults	114	764	14.9%	13.9%	15.3%	15.6%
% of FP17s for the same patient ID Re-attending between 3 & 9 months - Children	175	312	56.1%	61.7%	61.1%	58.8%
% of FP17s for the same patient ID Re-attending between 3 & 9 months - Adults	436	764	57.1%	53.0%	52.4%	51.0%
% of FP17s for Band 1 Urgent Courses	63	947	6.7%	9.8%	9.5%	9.0%
% of FP17s Relating to Free Repair or Replacements	11	947	1.2%	0.6%	0.7%	0.8%
% of FP17s Relating to Continuations	4	947	0.4%	0.9%	0.8%	0.9%
% of Patients satisfied with the dentistry they have received	0	0	N/A	93.0%	93.1%	93.2%
% of Patients satisfied with the time they had to wait for an appointment	0	0	N/A	88.0%	87.8%	88.3%

* This is based on patients treated on this contract for their most recent course of treatment. Figures in italics indicate the base number of FP17s or Patient Questionnaire responses are less than 100. N/A is shown where the base number of responses is less than 10 during the period. % is calculated as Quantity/Base number*100

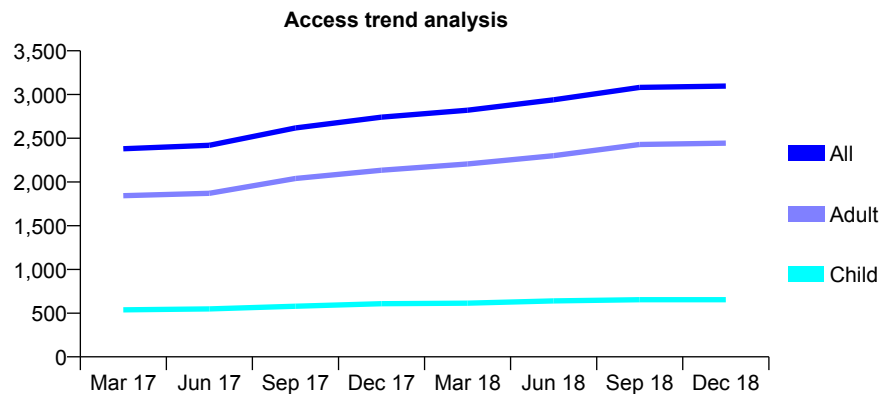
Q70 - Vital Signs At a Glance Contract Report for 804568/0001 - December 2018

Name or company name	MR SA WALKER
Contract type name	GDS Contract
Purpose of contract	General
Contract start date	01/04/2006
Contract end date	

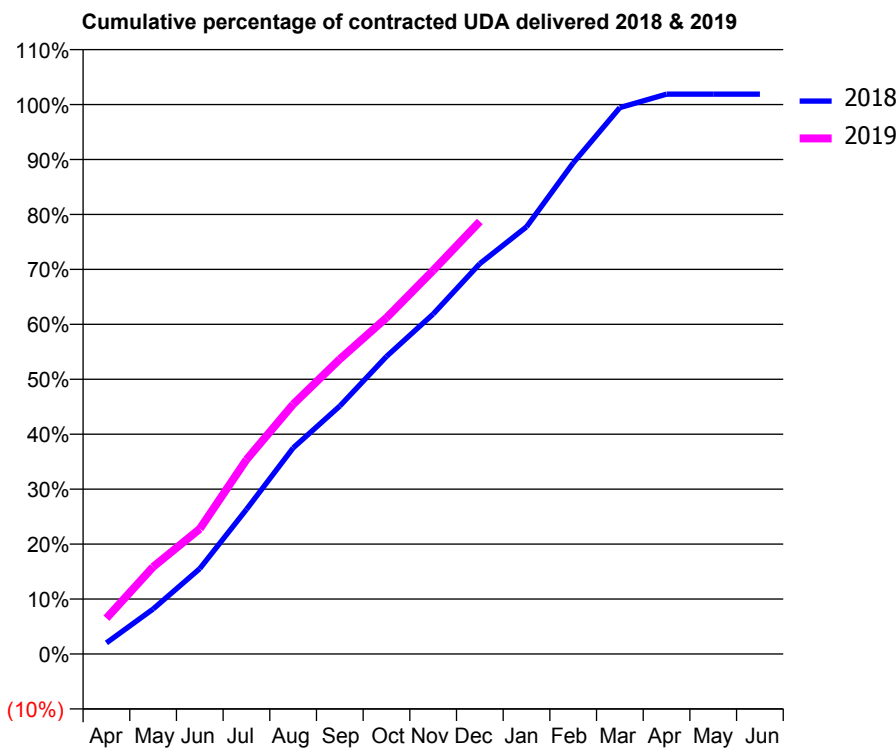
18/19 Contracted general activity (UDA)	8,477
Carry forward general activity (UDA)	0
18/19 Contracted orthodontic activity (UOA)	0
Carry forward orthodontic activity (UOA)	0
Baseline contract value	£219,314.12

ACCESS*

Patients seen in 24 months	Total	Change since previous quarter
Quarter ending December 2017	2,742	
Quarter ending March 2018	2,820	↑
Quarter ending June 2018	2,939	↑
Quarter ending September 2018	3,081	↑
Quarter ending December 2018	3,097	→
Variance since December 2017	12.9%	↑



ACTIVITY



Month	Adjusted Scheduled Activity (UDA)	
	2018	2019
April	171	552
May	694	1,344
June	1,318	1,930
July	2,231	2,998
August	3,180	3,853
September	3,826	4,548
October	4,591	5,187
November	5,244	5,917
December	6,023	6,673
January	6,590	
February	7,576	
March	8,429	
April	8,637	
May	8,637	
June	8,637	

QUALITY

	Quantity	Base Number	Contract	AT	Region	England
% of FP17s for the same patient ID Re-attending within 3 months - Children	71	861	8.2%	9.6%	11.3%	11.8%
% of FP17s for the same patient ID Re-attending within 3 months - Adults	473	3,084	15.3%	13.9%	15.3%	15.6%
% of FP17s for the same patient ID Re-attending between 3 & 9 months - Children	600	861	69.7%	61.7%	61.1%	58.8%
% of FP17s for the same patient ID Re-attending between 3 & 9 months - Adults	2,024	3,084	65.6%	53.0%	52.4%	51.0%
% of FP17s for Band 1 Urgent Courses	188	3,777	5.0%	9.8%	9.5%	9.0%
% of FP17s Relating to Free Repair or Replacements	68	3,777	1.8%	0.6%	0.7%	0.8%
% of FP17s Relating to Continuations	31	3,777	0.8%	0.9%	0.8%	0.9%
% of Patients satisfied with the dentistry they have received	1	1	N/A	93.0%	93.1%	93.2%
% of Patients satisfied with the time they had to wait for an appointment	1	1	N/A	88.0%	87.8%	88.3%

* This is based on patients treated on this contract for their most recent course of treatment. Figures in italics indicate the base number of FP17s or Patient Questionnaire responses are less than 100. N/A is shown where the base number of responses is less than 10 during the period. % is calculated as Quantity/Base number*100

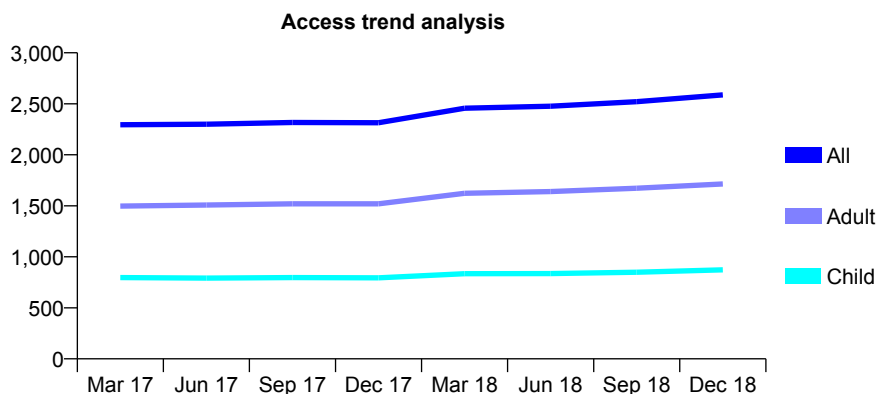
Q70 - Vital Signs At a Glance Contract Report for 810274/0001 - December 2018

Name or company name	MR TN DAVIES
Contract type name	GDS Contract
Purpose of contract	General
Contract start date	01/04/2006
Contract end date	

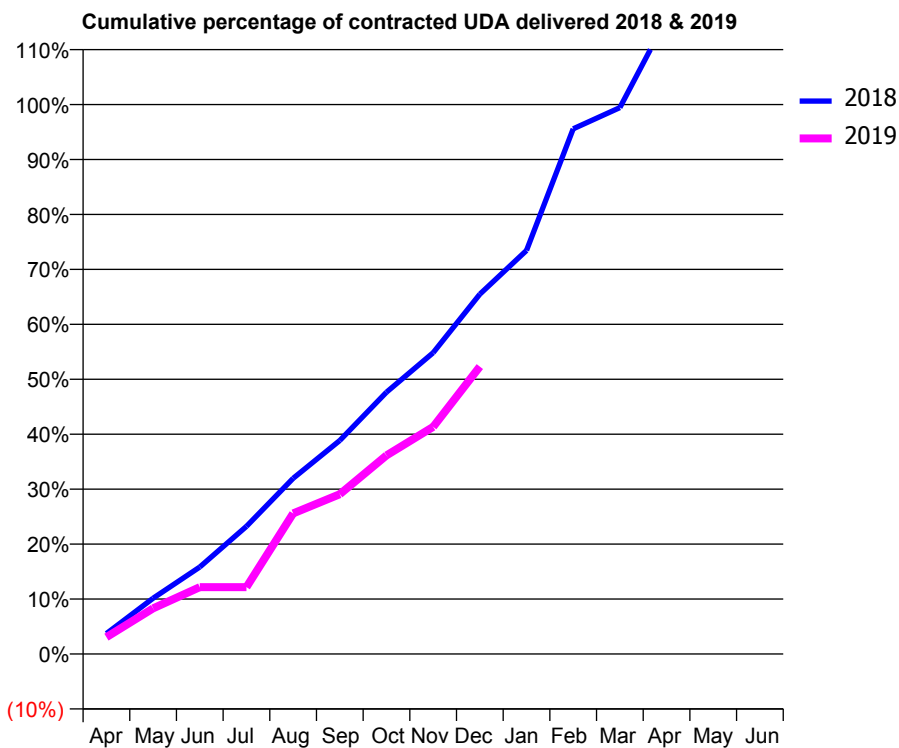
18/19 Contracted general activity (UDA)	7,190
Carry forward general activity (UDA)	0
18/19 Contracted orthodontic activity (UOA)	0
Carry forward orthodontic activity (UOA)	0
Baseline contract value	£179,615.07

ACCESS*

Patients seen in 24 months	Total	Change since previous quarter
Quarter ending December 2017	2,314	
Quarter ending March 2018	2,457	↑
Quarter ending June 2018	2,476	→
Quarter ending September 2018	2,521	→
Quarter ending December 2018	2,587	↑
Variance since December 2017	11.8%	↑



ACTIVITY



Adjusted Scheduled Activity (UDA)		
Month	2018	2019
April	181	221
May	493	598
June	769	875
July	1,128	875
August	1,553	1,840
September	1,887	2,091
October	2,314	2,599
November	2,663	2,971
December	3,181	3,761
January	3,567	
February	4,642	
March	4,829	
April	5,614	
May	5,638	
June	5,656	

QUALITY

	Quantity	Base Number	Contract	AT	Region	England
% of FP17s for the same patient ID Re-attending within 3 months - Children	38	1,106	3.4%	9.6%	11.3%	11.8%
% of FP17s for the same patient ID Re-attending within 3 months - Adults	246	2,000	12.3%	13.9%	15.3%	15.6%
% of FP17s for the same patient ID Re-attending between 3 & 9 months - Children	802	1,106	72.5%	61.7%	61.1%	58.8%
% of FP17s for the same patient ID Re-attending between 3 & 9 months - Adults	1,221	2,000	61.1%	53.0%	52.4%	51.0%
% of FP17s for Band 1 Urgent Courses	98	1,925	5.1%	9.8%	9.5%	9.0%
% of FP17s Relating to Free Repair or Replacements	6	1,925	0.3%	0.6%	0.7%	0.8%
% of FP17s Relating to Continuations	11	1,925	0.6%	0.9%	0.8%	0.9%
% of Patients satisfied with the dentistry they have received	1	2	N/A	93.0%	93.1%	93.2%
% of Patients satisfied with the time they had to wait for an appointment	1	2	N/A	88.0%	87.8%	88.3%

* This is based on patients treated on this contract for their most recent course of treatment. Figures in italics indicate the base number of FP17s or Patient Questionnaire responses are less than 100. N/A is shown where the base number of responses is less than 10 during the period. % is calculated as Quantity/Base number*100

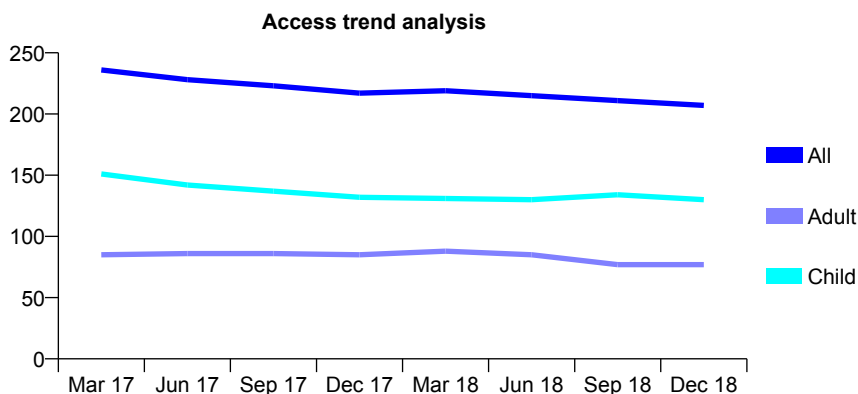
Q70 - Vital Signs At a Glance Contract Report for 811335/0001 - December 2018

Name or company name	MR R HERRON
Contract type name	GDS Contract
Purpose of contract	General
Contract start date	01/04/2006
Contract end date	

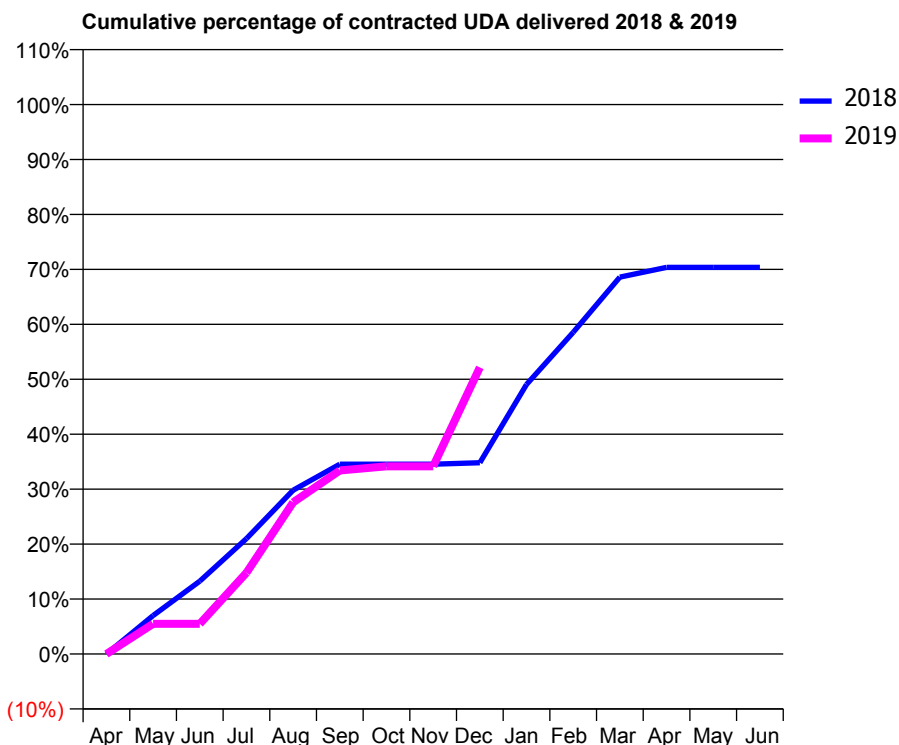
18/19 Contracted general activity (UDA)	400
Carry forward general activity (UDA)	0
18/19 Contracted orthodontic activity (UOA)	0
Carry forward orthodontic activity (UOA)	0
Baseline contract value	£9,973.46

ACCESS*

Patients seen in 24 months	Total	Change since previous quarter
Quarter ending December 2017	217	
Quarter ending March 2018	219	→
Quarter ending June 2018	215	↓
Quarter ending September 2018	211	↓
Quarter ending December 2018	207	↓
Variance since December 2017	(4.6%)	↓



ACTIVITY



Month	Adjusted Scheduled Activity (UDA)	
	2018	2019
April	0	0
May	28	22
June	53	22
July	84	59
August	119	110
September	138	134
October	138	137
November	138	137
December	139	209
January	196	
February	234	
March	274	
April	281	
May	281	
June	281	

QUALITY

	Quantity	Base Number	Contract	AT	Region	England
% of FP17s for the same patient ID Re-attending within 3 months - Children	3	119	2.5%	9.6%	11.3%	11.8%
% of FP17s for the same patient ID Re-attending within 3 months - Adults	3	41	7.3%	13.9%	15.3%	15.6%
% of FP17s for the same patient ID Re-attending between 3 & 9 months - Children	59	119	49.6%	61.7%	61.1%	58.8%
% of FP17s for the same patient ID Re-attending between 3 & 9 months - Adults	19	41	46.3%	53.0%	52.4%	51.0%
% of FP17s for Band 1 Urgent Courses	3	155	1.9%	9.8%	9.5%	9.0%
% of FP17s Relating to Free Repair or Replacements	0	155	0.0%	0.6%	0.7%	0.8%
% of FP17s Relating to Continuations	0	155	0.0%	0.9%	0.8%	0.9%
% of Patients satisfied with the dentistry they have received	1	1	N/A	93.0%	93.1%	93.2%
% of Patients satisfied with the time they had to wait for an appointment	1	1	N/A	88.0%	87.8%	88.3%

* This is based on patients treated on this contract for their most recent course of treatment. Figures in italics indicate the base number of FP17s or Patient Questionnaire responses are less than 100. N/A is shown where the base number of responses is less than 10 during the period. % is calculated as Quantity/Base number*100

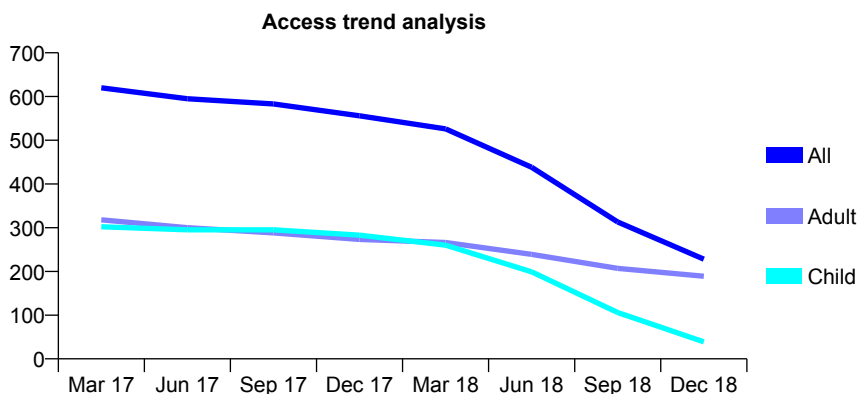
Q70 - Vital Signs At a Glance Contract Report for 813044/0001 - December 2018

Name or company name	MR SJ BABER
Contract type name	GDS Contract
Purpose of contract	General
Contract start date	01/04/2006
Contract end date	30/04/2018

18/19 Contracted general activity (UDA)	142
Carry forward general activity (UDA)	0
18/19 Contracted orthodontic activity (UOA)	0
Carry forward orthodontic activity (UOA)	0
Baseline contract value	£3,778.76

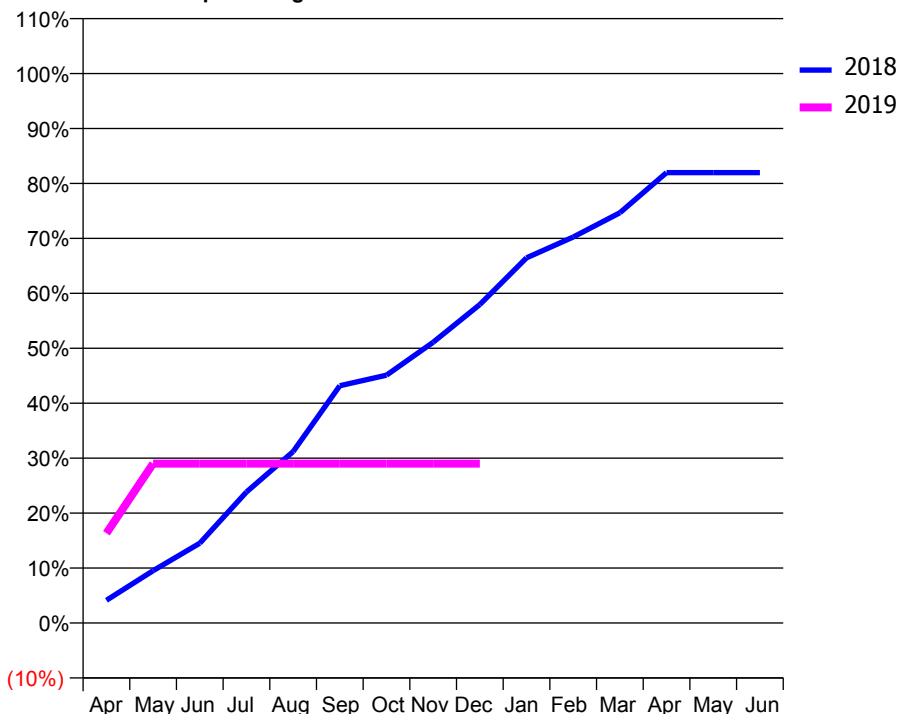
ACCESS*

Patients seen in 24 months	Total	Change since previous quarter
Quarter ending December 2017	556	
Quarter ending March 2018	526	↓
Quarter ending June 2018	438	↓
Quarter ending September 2018	313	↓
Quarter ending December 2018	228	↓
Variance since December 2017	(59.0%)	↓



ACTIVITY

Cumulative percentage of contracted UDA delivered 2018 & 2019



Month	Adjusted Scheduled Activity (UDA)	
	2018	2019
April	70	23
May	162	41
June	247	41
July	405	41
August	530	41
September	734	41
October	767	41
November	869	41
December	985	41
January	1,130	
February	1,194	
March	1,269	
April	1,393	
May	1,393	
June	1,393	

QUALITY

	Quantity	Base Number	Contract	AT	Region	England
% of FP17s for the same patient ID Re-attending within 3 months - Children	8	64	12.5%	9.6%	11.3%	11.8%
% of FP17s for the same patient ID Re-attending within 3 months - Adults	5	41	12.2%	13.9%	15.3%	15.6%
% of FP17s for the same patient ID Re-attending between 3 & 9 months - Children	48	64	75.0%	61.7%	61.1%	58.8%
% of FP17s for the same patient ID Re-attending between 3 & 9 months - Adults	27	41	65.9%	53.0%	52.4%	51.0%
% of FP17s for Band 1 Urgent Courses	1	27	3.7%	9.8%	9.5%	9.0%
% of FP17s Relating to Free Repair or Replacements	0	27	0.0%	0.6%	0.7%	0.8%
% of FP17s Relating to Continuations	0	27	0.0%	0.9%	0.8%	0.9%
% of Patients satisfied with the dentistry they have received	0	0	N/A	93.0%	93.1%	93.2%
% of Patients satisfied with the time they had to wait for an appointment	0	0	N/A	88.0%	87.8%	88.3%

* This is based on patients treated on this contract for their most recent course of treatment. Figures in italics indicate the base number of FP17s or Patient Questionnaire responses are less than 100. N/A is shown where the base number of responses is less than 10 during the period. % is calculated as Quantity/Base number*100

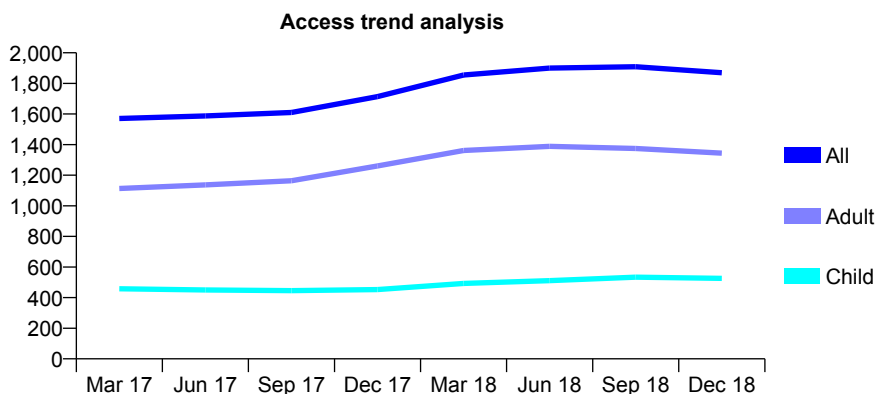
Q70 - Vital Signs At a Glance Contract Report for 813079/0001 - December 2018

Name or company name	The Dental Wave
Contract type name	GDS Contract
Purpose of contract	General
Contract start date	01/04/2006
Contract end date	

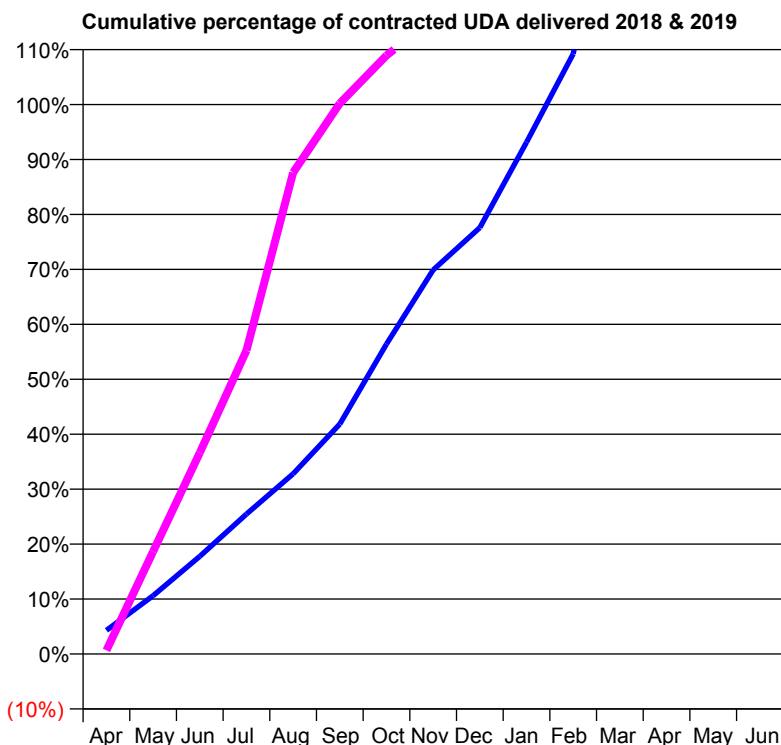
18/19 Contracted general activity (UDA)	1,800
Carry forward general activity (UDA)	0
18/19 Contracted orthodontic activity (UOA)	0
Carry forward orthodontic activity (UOA)	0
Baseline contract value	£46,573.57

ACCESS*

Patients seen in 24 months	Total	Change since previous quarter
Quarter ending December 2017	1,714	
Quarter ending March 2018	1,855	↑
Quarter ending June 2018	1,900	↑
Quarter ending September 2018	1,909	→
Quarter ending December 2018	1,870	↓
Variance since December 2017	9.1%	↑



ACTIVITY



Month	Adjusted Scheduled Activity (UDA)	
	2018	2019
April	78	12
May	191	336
June	320	659
July	459	995
August	590	1,577
September	753	1,804
October	1,015	1,961
November	1,258	2,079
December	1,397	2,216
January	1,676	
February	1,966	
March	2,635	
April	2,865	
May	2,869	
June	2,870	

QUALITY

	Quantity	Base Number	Contract	AT	Region	England
% of FP17s for the same patient ID Re-attending within 3 months - Children	46	633	7.3%	9.6%	11.3%	11.8%
% of FP17s for the same patient ID Re-attending within 3 months - Adults	160	999	16.0%	13.9%	15.3%	15.6%
% of FP17s for the same patient ID Re-attending between 3 & 9 months - Children	387	633	61.1%	61.7%	61.1%	58.8%
% of FP17s for the same patient ID Re-attending between 3 & 9 months - Adults	519	999	52.0%	53.0%	52.4%	51.0%
% of FP17s for Band 1 Urgent Courses	68	1,086	6.3%	9.8%	9.5%	9.0%
% of FP17s Relating to Free Repair or Replacements	18	1,086	1.7%	0.6%	0.7%	0.8%
% of FP17s Relating to Continuations	8	1,086	0.7%	0.9%	0.8%	0.9%
% of Patients satisfied with the dentistry they have received	1	2	N/A	93.0%	93.1%	93.2%
% of Patients satisfied with the time they had to wait for an appointment	2	2	N/A	88.0%	87.8%	88.3%

* This is based on patients treated on this contract for their most recent course of treatment. Figures in italics indicate the base number of FP17s or Patient Questionnaire responses are less than 100. N/A is shown where the base number of responses is less than 10 during the period. % is calculated as Quantity/Base number*100

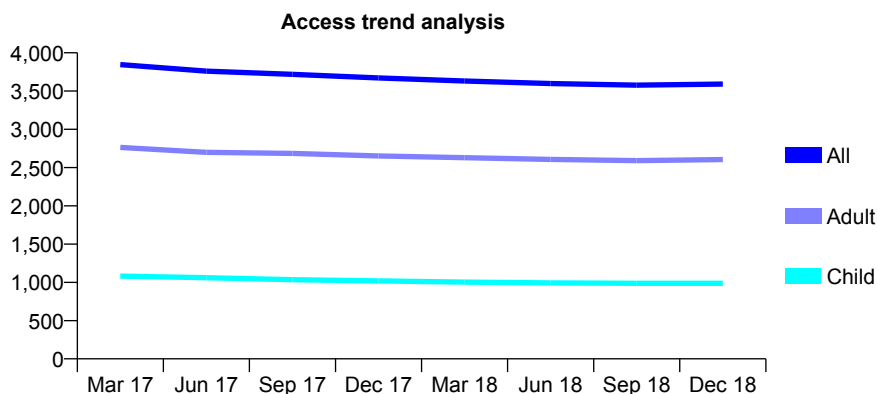
Q70 - Vital Signs At a Glance Contract Report for 817198/0001 - December 2018

Name or company name	MR RM WILLIAMS
Contract type name	GDS Contract
Purpose of contract	General
Contract start date	01/04/2006
Contract end date	

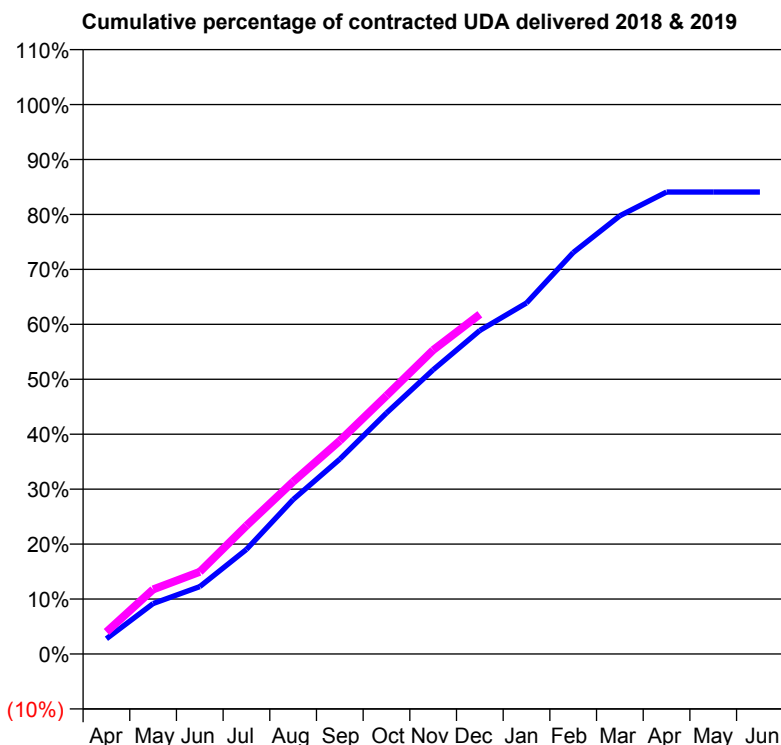
18/19 Contracted general activity (UDA)	11,000
Carry forward general activity (UDA)	0
18/19 Contracted orthodontic activity (UOA)	0
Carry forward orthodontic activity (UOA)	0
Baseline contract value	£324,651.32

ACCESS*

Patients seen in 24 months	Total	Change since previous quarter
Quarter ending December 2017	3,671	
Quarter ending March 2018	3,632	↓
Quarter ending June 2018	3,599	→
Quarter ending September 2018	3,578	→
Quarter ending December 2018	3,592	→
Variance since December 2017	(2.2%)	↓



ACTIVITY



Month	Adjusted Scheduled Activity (UDA)	
	2018	2019
April	307	442
May	1,011	1,292
June	1,349	1,646
July	2,093	2,569
August	3,091	3,451
September	3,902	4,271
October	4,826	5,172
November	5,689	6,084
December	6,477	6,801
January	7,028	
February	8,037	
March	8,774	
April	9,247	
May	9,248	
June	9,248	

QUALITY

	Quantity	Base Number	Contract	AT	Region	England
% of FP17s for the same patient ID Re-attending within 3 months - Children	62	1,227	5.1%	9.6%	11.3%	11.8%
% of FP17s for the same patient ID Re-attending within 3 months - Adults	371	2,474	15.0%	13.9%	15.3%	15.6%
% of FP17s for the same patient ID Re-attending between 3 & 9 months - Children	893	1,227	72.8%	61.7%	61.1%	58.8%
% of FP17s for the same patient ID Re-attending between 3 & 9 months - Adults	969	2,474	39.2%	53.0%	52.4%	51.0%
% of FP17s for Band 1 Urgent Courses	247	3,490	7.1%	9.8%	9.5%	9.0%
% of FP17s Relating to Free Repair or Replacements	16	3,490	0.5%	0.6%	0.7%	0.8%
% of FP17s Relating to Continuations	30	3,490	0.9%	0.9%	0.8%	0.9%
% of Patients satisfied with the dentistry they have received	1	1	N/A	93.0%	93.1%	93.2%
% of Patients satisfied with the time they had to wait for an appointment	1	1	N/A	88.0%	87.8%	88.3%

* This is based on patients treated on this contract for their most recent course of treatment. Figures in italics indicate the base number of FP17s or Patient Questionnaire responses are less than 100. N/A is shown where the base number of responses is less than 10 during the period. % is calculated as Quantity/Base number*100

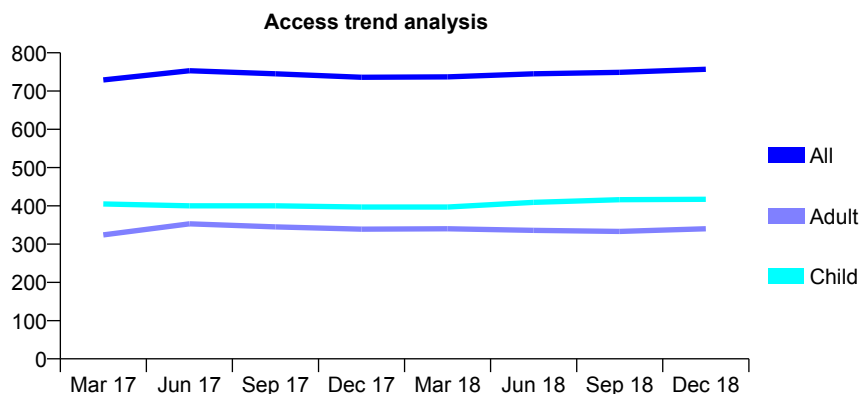
Q70 - Vital Signs At a Glance Contract Report for 820563/0001 - December 2018

Name or company name	MR MJ COLE
Contract type name	GDS Contract
Purpose of contract	General and Orthodontic
Contract start date	01/04/2006
Contract end date	

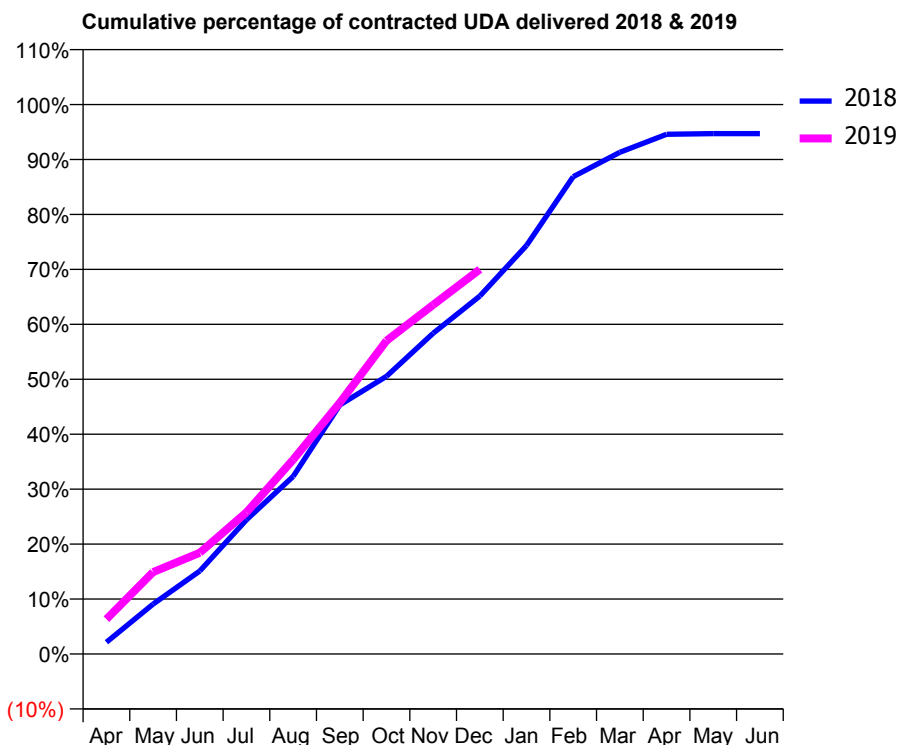
18/19 Contracted general activity (UDA)	1,870
Carry forward general activity (UDA)	0
18/19 Contracted orthodontic activity (UOA)	243
Carry forward orthodontic activity (UOA)	0
Baseline contract value	£65,493.77

ACCESS*

Patients seen in 24 months	Total	Change since previous quarter
Quarter ending December 2017	736	
Quarter ending March 2018	737	→
Quarter ending June 2018	745	→
Quarter ending September 2018	749	→
Quarter ending December 2018	757	→
Variance since December 2017	2.9%	↑



ACTIVITY



Adjusted Scheduled Activity (UDA)		
Month	2018	2019
April	40	119
May	170	279
June	282	345
July	457	482
August	604	661
September	847	855
October	945	1,066
November	1,092	1,188
December	1,218	1,309
January	1,390	
February	1,624	
March	1,708	
April	1,769	
May	1,771	
June	1,771	

QUALITY

	Quantity	Base Number	Contract	AT	Region	England
% of FP17s for the same patient ID Re-attending within 3 months - Children	32	540	5.9%	9.6%	11.3%	11.8%
% of FP17s for the same patient ID Re-attending within 3 months - Adults	28	311	9.0%	13.9%	15.3%	15.6%
% of FP17s for the same patient ID Re-attending between 3 & 9 months - Children	325	540	60.2%	61.7%	61.1%	58.8%
% of FP17s for the same patient ID Re-attending between 3 & 9 months - Adults	162	311	52.1%	53.0%	52.4%	51.0%
% of FP17s for Band 1 Urgent Courses	30	776	3.9%	9.8%	9.5%	9.0%
% of FP17s Relating to Free Repair or Replacements	0	776	0.0%	0.6%	0.7%	0.8%
% of FP17s Relating to Continuations	0	776	0.0%	0.9%	0.8%	0.9%
% of Patients satisfied with the dentistry they have received	0	0	N/A	93.0%	93.1%	93.2%
% of Patients satisfied with the time they had to wait for an appointment	0	0	N/A	88.0%	87.8%	88.3%

* This is based on patients treated on this contract for their most recent course of treatment. Figures in italics indicate the base number of FP17s or Patient Questionnaire responses are less than 100. N/A is shown where the base number of responses is less than 10 during the period. % is calculated as Quantity/Base number*100

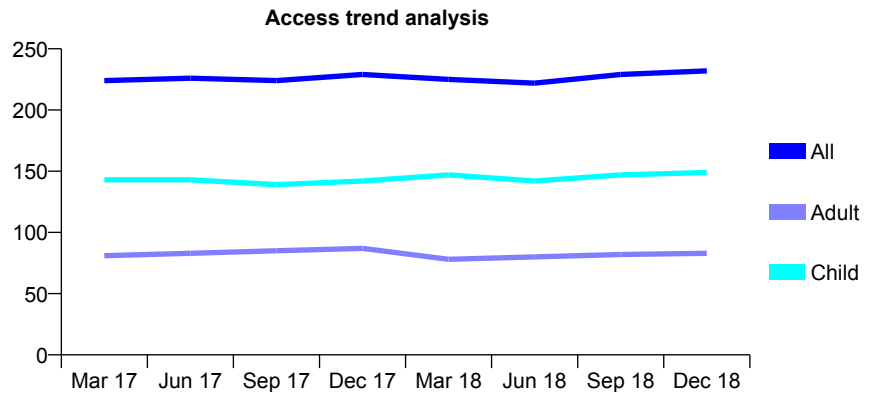
Q70 - Vital Signs At a Glance Contract Report for 825751/0002 - December 2018

Name or company name	MS BS SHIPLEY
Contract type name	GDS Contract
Purpose of contract	General
Contract start date	01/04/2006
Contract end date	

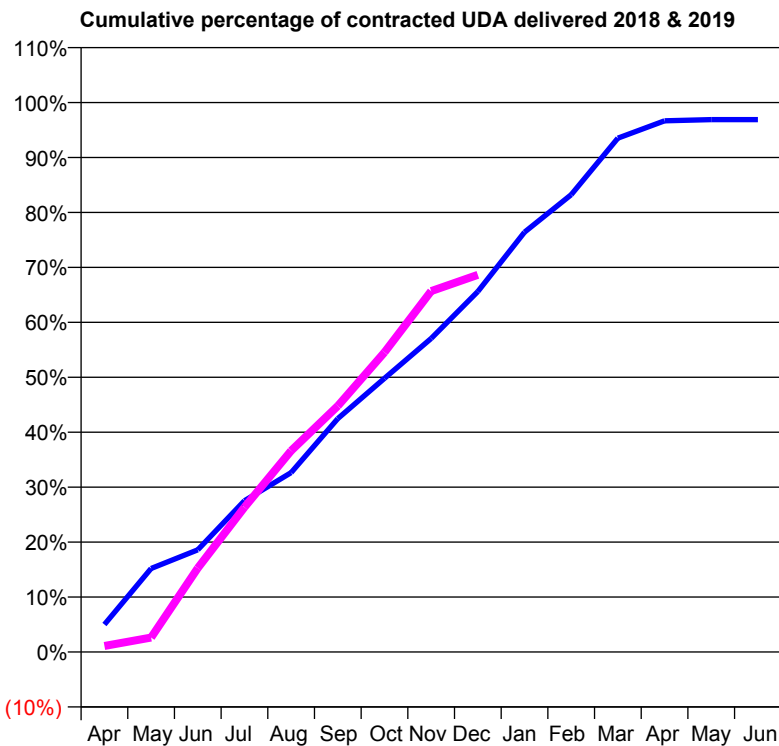
18/19 Contracted general activity (UDA)	539
Carry forward general activity (UDA)	16
18/19 Contracted orthodontic activity (UOA)	0
Carry forward orthodontic activity (UOA)	0
Baseline contract value	£14,363.96

ACCESS*

Patients seen in 24 months	Total	Change since previous quarter
Quarter ending December 2017	229	
Quarter ending March 2018	225	↓
Quarter ending June 2018	222	↓
Quarter ending September 2018	229	↑
Quarter ending December 2018	232	→
Variance since December 2017	1.3%	→



ACTIVITY



Month	Adjusted Scheduled Activity (UDA)	
	2018	2019
April	27	6
May	82	14
June	100	82
July	148	142
August	176	197
September	229	241
October	268	294
November	308	354
December	354	370
January	412	
February	449	
March	504	
April	521	
May	522	
June	522	

QUALITY

	Quantity	Base Number	Contract	AT	Region	England
% of FP17s for the same patient ID Re-attending within 3 months - Children	6	168	3.6%	9.6%	11.3%	11.8%
% of FP17s for the same patient ID Re-attending within 3 months - Adults	4	65	6.2%	13.9%	15.3%	15.6%
% of FP17s for the same patient ID Re-attending between 3 & 9 months - Children	113	168	67.3%	61.7%	61.1%	58.8%
% of FP17s for the same patient ID Re-attending between 3 & 9 months - Adults	28	65	43.1%	53.0%	52.4%	51.0%
% of FP17s for Band 1 Urgent Courses	10	226	4.4%	9.8%	9.5%	9.0%
% of FP17s Relating to Free Repair or Replacements	0	226	0.0%	0.6%	0.7%	0.8%
% of FP17s Relating to Continuations	0	226	0.0%	0.9%	0.8%	0.9%
% of Patients satisfied with the dentistry they have received	0	0	N/A	93.0%	93.1%	93.2%
% of Patients satisfied with the time they had to wait for an appointment	0	0	N/A	88.0%	87.8%	88.3%

* This is based on patients treated on this contract for their most recent course of treatment. Figures in italics indicate the base number of FP17s or Patient Questionnaire responses are less than 100. N/A is shown where the base number of responses is less than 10 during the period. % is calculated as Quantity/Base number*100

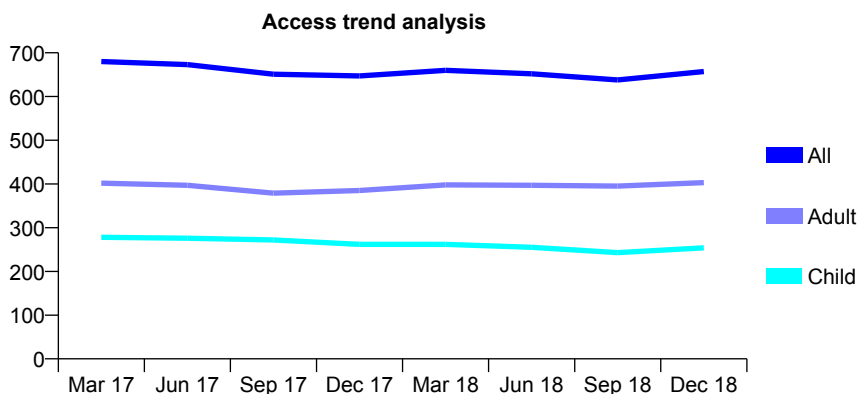
Q70 - Vital Signs At a Glance Contract Report for 830127/0001 - December 2018

Name or company name	MR HM MORTON
Contract type name	GDS Contract
Purpose of contract	General
Contract start date	01/04/2006
Contract end date	

18/19 Contracted general activity (UDA)	1,820
Carry forward general activity (UDA)	0
18/19 Contracted orthodontic activity (UOA)	0
Carry forward orthodontic activity (UOA)	0
Baseline contract value	£53,447.79

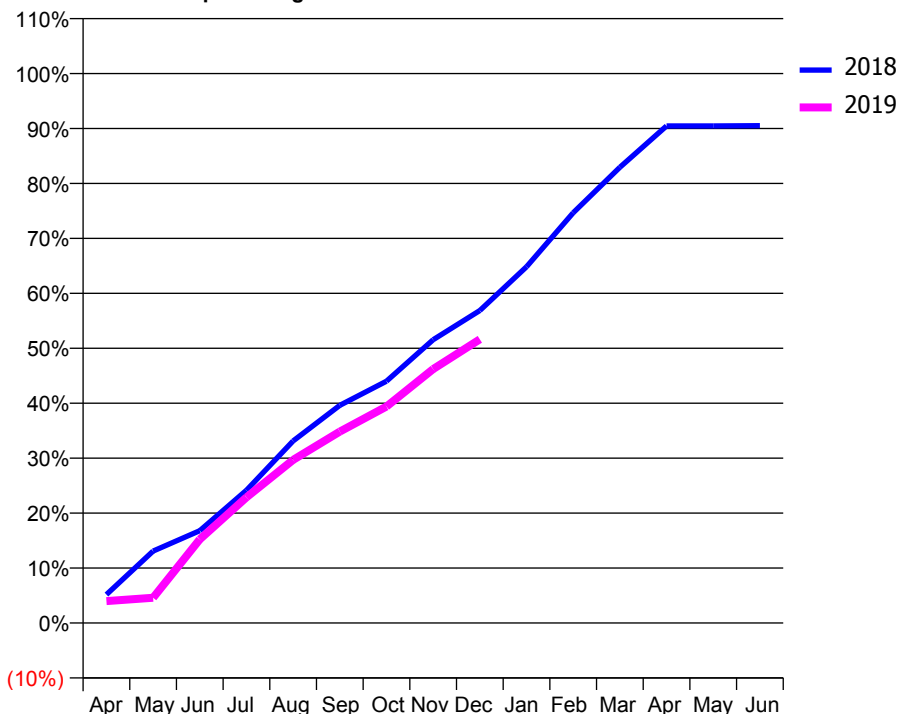
ACCESS*

Patients seen in 24 months	Total	Change since previous quarter
Quarter ending December 2017	647	
Quarter ending March 2018	660	↑
Quarter ending June 2018	652	↓
Quarter ending September 2018	638	↓
Quarter ending December 2018	657	↑
Variance since December 2017	1.5%	→



ACTIVITY

Cumulative percentage of contracted UDA delivered 2018 & 2019



Adjusted Scheduled Activity (UDA)		
Month	2018	2019
April	94	73
May	238	84
June	306	277
July	440	416
August	603	540
September	721	634
October	801	717
November	938	841
December	1,035	940
January	1,180	
February	1,359	
March	1,509	
April	1,646	
May	1,646	
June	1,647	

QUALITY

	Quantity	Base Number	Contract	AT	Region	England
% of FP17s for the same patient ID Re-attending within 3 months - Children	13	270	4.8%	9.6%	11.3%	11.8%
% of FP17s for the same patient ID Re-attending within 3 months - Adults	44	370	11.9%	13.9%	15.3%	15.6%
% of FP17s for the same patient ID Re-attending between 3 & 9 months - Children	188	270	69.6%	61.7%	61.1%	58.8%
% of FP17s for the same patient ID Re-attending between 3 & 9 months - Adults	173	370	46.8%	53.0%	52.4%	51.0%
% of FP17s for Band 1 Urgent Courses	38	589	6.5%	9.8%	9.5%	9.0%
% of FP17s Relating to Free Repair or Replacements	4	589	0.7%	0.6%	0.7%	0.8%
% of FP17s Relating to Continuations	3	589	0.5%	0.9%	0.8%	0.9%
% of Patients satisfied with the dentistry they have received	0	0	N/A	93.0%	93.1%	93.2%
% of Patients satisfied with the time they had to wait for an appointment	0	0	N/A	88.0%	87.8%	88.3%

* This is based on patients treated on this contract for their most recent course of treatment. Figures in italics indicate the base number of FP17s or Patient Questionnaire responses are less than 100. N/A is shown where the base number of responses is less than 10 during the period. % is calculated as Quantity/Base number*100

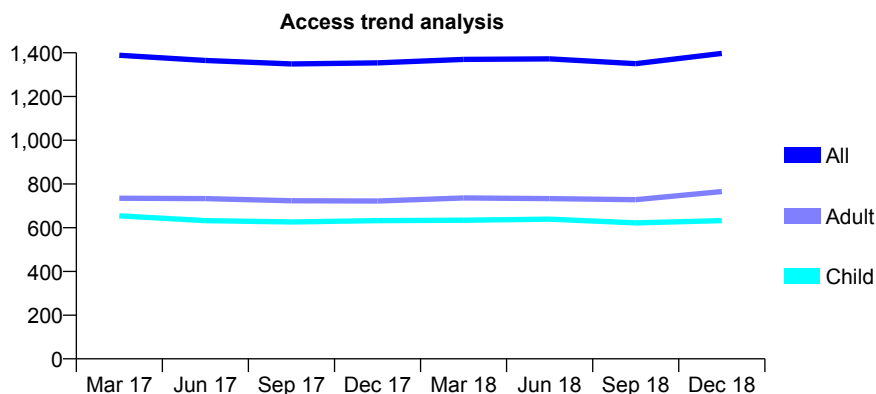
Q70 - Vital Signs At a Glance Contract Report for 832057/0001 - December 2018

Name or company name	MR JR ROTHMAN
Contract type name	GDS Contract
Purpose of contract	General
Contract start date	01/04/2006
Contract end date	

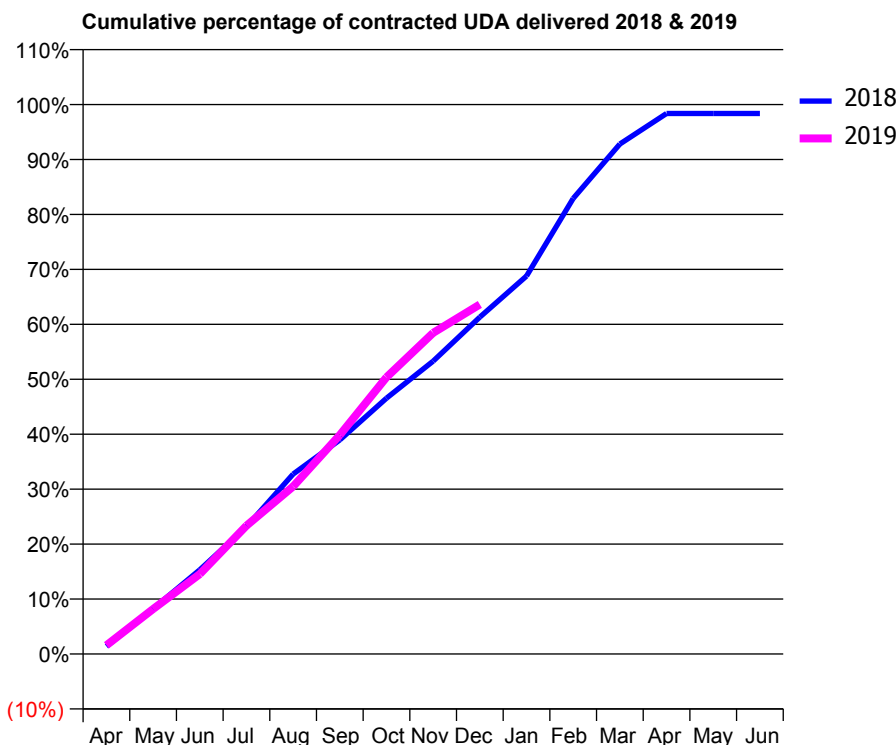
18/19 Contracted general activity (UDA)	3,852
Carry forward general activity (UDA)	62
18/19 Contracted orthodontic activity (UOA)	0
Carry forward orthodontic activity (UOA)	0
Baseline contract value	£90,747.32

ACCESS*

Patients seen in 24 months	Total	Change since previous quarter
Quarter ending December 2017	1,354	
Quarter ending March 2018	1,370	→
Quarter ending June 2018	1,372	→
Quarter ending September 2018	1,350	↓
Quarter ending December 2018	1,397	↑
Variance since December 2017	3.2%	↑



ACTIVITY



Month	Adjusted Scheduled Activity (UDA)	
	2018	2019
April	54	61
May	319	315
June	590	560
July	892	900
August	1,261	1,174
September	1,501	1,536
October	1,793	1,940
November	2,053	2,252
December	2,362	2,450
January	2,650	
February	3,194	
March	3,575	
April	3,789	
May	3,789	
June	3,789	

QUALITY

	Quantity	Base Number	Contract	AT	Region	England
% of FP17s for the same patient ID Re-attending within 3 months - Children	79	813	9.7%	9.6%	11.3%	11.8%
% of FP17s for the same patient ID Re-attending within 3 months - Adults	105	787	13.3%	13.9%	15.3%	15.6%
% of FP17s for the same patient ID Re-attending between 3 & 9 months - Children	554	813	68.1%	61.7%	61.1%	58.8%
% of FP17s for the same patient ID Re-attending between 3 & 9 months - Adults	530	787	67.3%	53.0%	52.4%	51.0%
% of FP17s for Band 1 Urgent Courses	67	1,502	4.5%	9.8%	9.5%	9.0%
% of FP17s Relating to Free Repair or Replacements	7	1,502	0.5%	0.6%	0.7%	0.8%
% of FP17s Relating to Continuations	3	1,502	0.2%	0.9%	0.8%	0.9%
% of Patients satisfied with the dentistry they have received	1	1	N/A	93.0%	93.1%	93.2%
% of Patients satisfied with the time they had to wait for an appointment	1	1	N/A	88.0%	87.8%	88.3%

* This is based on patients treated on this contract for their most recent course of treatment. Figures in italics indicate the base number of FP17s or Patient Questionnaire responses are less than 100. N/A is shown where the base number of responses is less than 10 during the period. % is calculated as Quantity/Base number*100

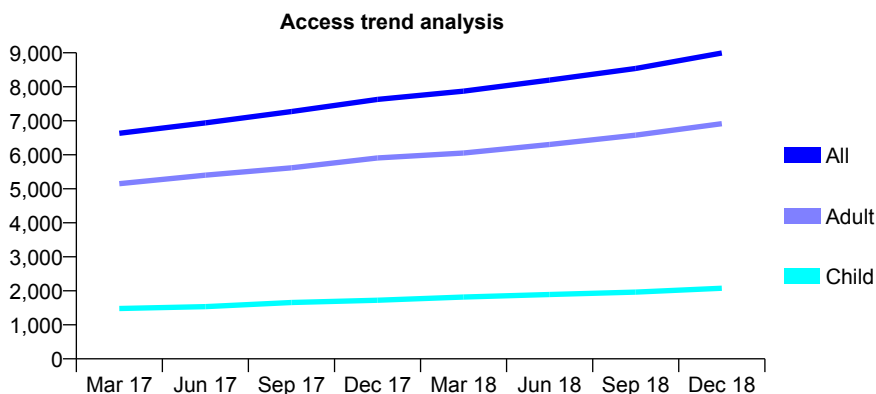
Q70 - Vital Signs At a Glance Contract Report for 841102/0001 - December 2018

Name or company name	Pro-Dent Dental Partnership
Contract type name	GDS Contract
Purpose of contract	General
Contract start date	01/04/2006
Contract end date	

18/19 Contracted general activity (UDA)	26,757
Carry forward general activity (UDA)	0
18/19 Contracted orthodontic activity (UOA)	0
Carry forward orthodontic activity (UOA)	0
Baseline contract value	£706,523.53

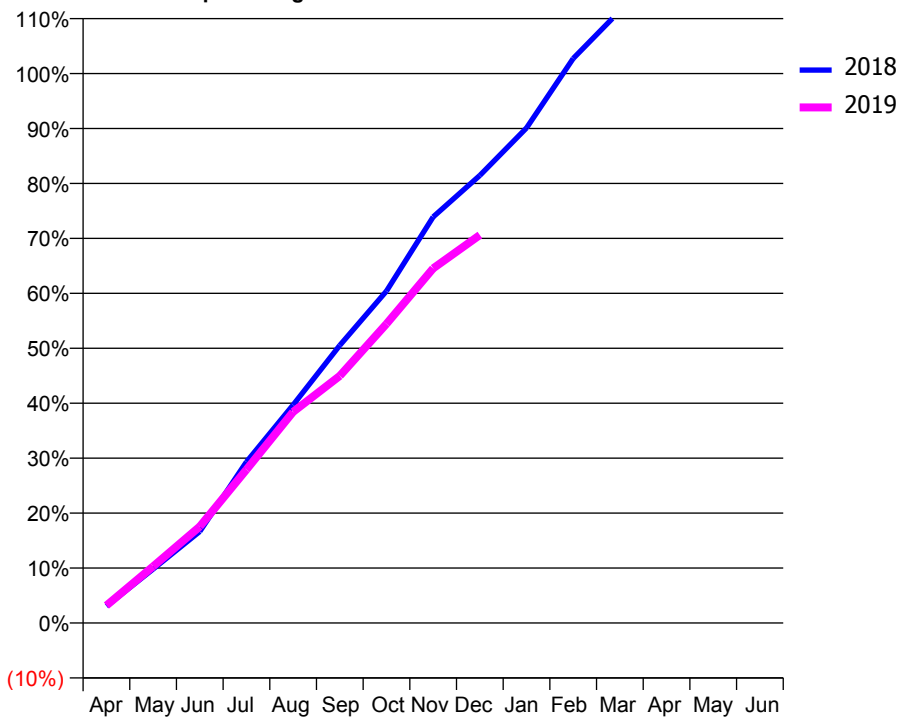
ACCESS*

Patients seen in 24 months	Total	Change since previous quarter
Quarter ending December 2017	7,629	
Quarter ending March 2018	7,872	↑
Quarter ending June 2018	8,198	↑
Quarter ending September 2018	8,541	↑
Quarter ending December 2018	8,993	↑
Variance since December 2017	17.9%	↑



ACTIVITY

Cumulative percentage of contracted UDA delivered 2018 & 2019



Month	Adjusted Scheduled Activity (UDA)	
	2018	2019
April	636	851
May	2,035	2,754
June	3,457	4,698
July	6,090	7,471
August	8,239	10,283
September	10,488	12,035
October	12,542	14,570
November	15,338	17,270
December	16,906	18,894
January	18,701	
February	21,322	
March	23,117	
April	24,586	
May	24,563	
June	24,566	

QUALITY

	Quantity	Base Number	Contract	AT	Region	England
% of FP17s for the same patient ID Re-attending within 3 months - Children	130	2,115	6.1%	9.6%	11.3%	11.8%
% of FP17s for the same patient ID Re-attending within 3 months - Adults	792	6,457	12.3%	13.9%	15.3%	15.6%
% of FP17s for the same patient ID Re-attending between 3 & 9 months - Children	1,150	2,115	54.4%	61.7%	61.1%	58.8%
% of FP17s for the same patient ID Re-attending between 3 & 9 months - Adults	2,981	6,457	46.2%	53.0%	52.4%	51.0%
% of FP17s for Band 1 Urgent Courses	1,185	7,989	14.8%	9.8%	9.5%	9.0%
% of FP17s Relating to Free Repair or Replacements	22	7,989	0.3%	0.6%	0.7%	0.8%
% of FP17s Relating to Continuations	1	7,989	0.0%	0.9%	0.8%	0.9%
% of Patients satisfied with the dentistry they have received	15	15	100.0%	93.0%	93.1%	93.2%
% of Patients satisfied with the time they had to wait for an appointment	15	15	100.0%	88.0%	87.8%	88.3%

* This is based on patients treated on this contract for their most recent course of treatment. Figures in italics indicate the base number of FP17s or Patient Questionnaire responses are less than 100. N/A is shown where the base number of responses is less than 10 during the period. % is calculated as Quantity/Base number*100

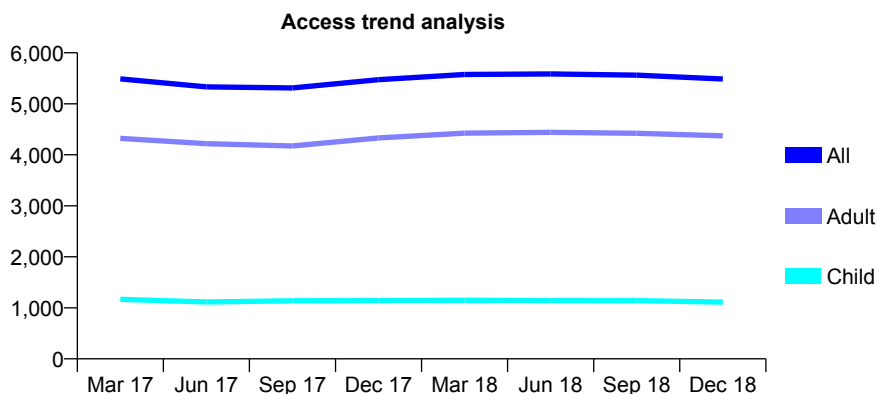
Q70 - Vital Signs At a Glance Contract Report for 841692/0001 - December 2018

Name or company name	Perfect Smile Cosham Partnership
Contract type name	GDS Contract
Purpose of contract	General
Contract start date	01/04/2006
Contract end date	

18/19 Contracted general activity (UDA)	15,739
Carry forward general activity (UDA)	0
18/19 Contracted orthodontic activity (UOA)	0
Carry forward orthodontic activity (UOA)	0
Baseline contract value	£413,863.11

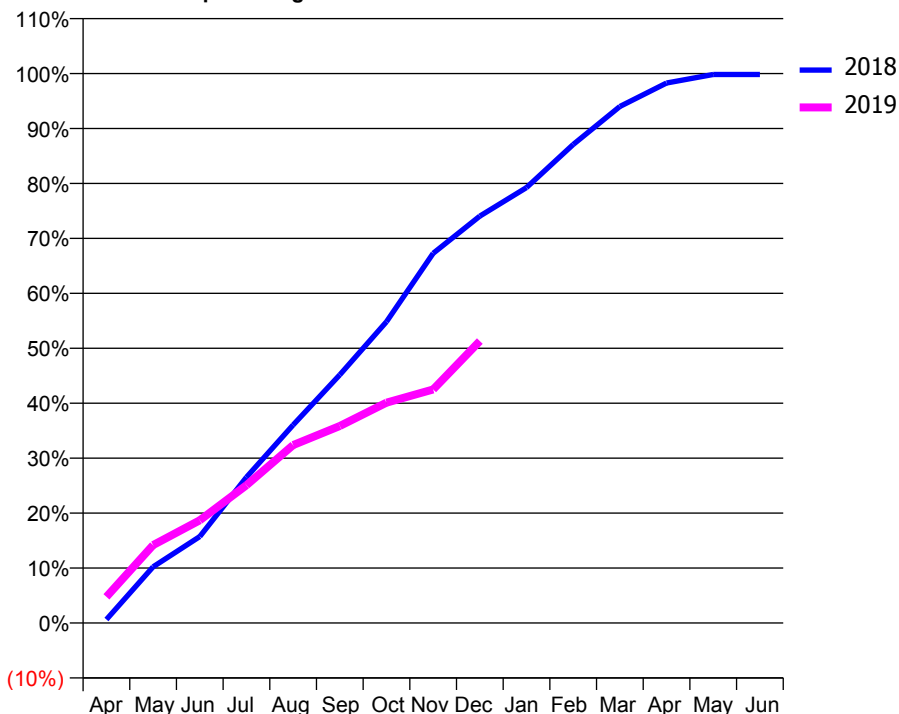
ACCESS*

Patients seen in 24 months	Total	Change since previous quarter
Quarter ending December 2017	5,474	
Quarter ending March 2018	5,575	→
Quarter ending June 2018	5,585	→
Quarter ending September 2018	5,562	→
Quarter ending December 2018	5,486	↓
Variance since December 2017	0.2%	→



ACTIVITY

Cumulative percentage of contracted UDA delivered 2018 & 2019



Month	Adjusted Scheduled Activity (UDA)	
	2018	2019
April	100	749
May	1,609	2,233
June	2,475	2,943
July	4,176	3,947
August	5,675	5,097
September	7,112	5,644
October	8,629	6,311
November	10,588	6,691
December	11,653	8,076
January	12,472	
February	13,706	
March	14,796	
April	15,468	
May	15,712	
June	15,710	

QUALITY

	Quantity	Base Number	Contract	AT	Region	England
% of FP17s for the same patient ID Re-attending within 3 months - Children	57	910	6.3%	9.6%	11.3%	11.8%
% of FP17s for the same patient ID Re-attending within 3 months - Adults	607	4,165	14.6%	13.9%	15.3%	15.6%
% of FP17s for the same patient ID Re-attending between 3 & 9 months - Children	482	910	53.0%	61.7%	61.1%	58.8%
% of FP17s for the same patient ID Re-attending between 3 & 9 months - Adults	2,407	4,165	57.8%	53.0%	52.4%	51.0%
% of FP17s for Band 1 Urgent Courses	412	4,523	9.1%	9.8%	9.5%	9.0%
% of FP17s Relating to Free Repair or Replacements	24	4,523	0.5%	0.6%	0.7%	0.8%
% of FP17s Relating to Continuations	114	4,523	2.5%	0.9%	0.8%	0.9%
% of Patients satisfied with the dentistry they have received	1	1	N/A	93.0%	93.1%	93.2%
% of Patients satisfied with the time they had to wait for an appointment	1	1	N/A	88.0%	87.8%	88.3%

* This is based on patients treated on this contract for their most recent course of treatment. Figures in italics indicate the base number of FP17s or Patient Questionnaire responses are less than 100. N/A is shown where the base number of responses is less than 10 during the period. % is calculated as Quantity/Base number*100

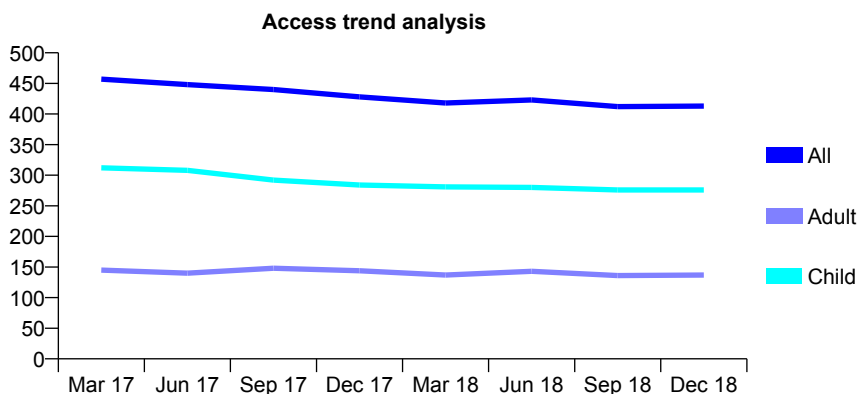
Q70 - Vital Signs At a Glance Contract Report for 842052/0001 - December 2018

Name or company name	MR RD HALDERTHAY
Contract type name	GDS Contract
Purpose of contract	General
Contract start date	01/04/2006
Contract end date	

18/19 Contracted general activity (UDA)	1,000
Carry forward general activity (UDA)	0
18/19 Contracted orthodontic activity (UOA)	0
Carry forward orthodontic activity (UOA)	0
Baseline contract value	£23,699.28

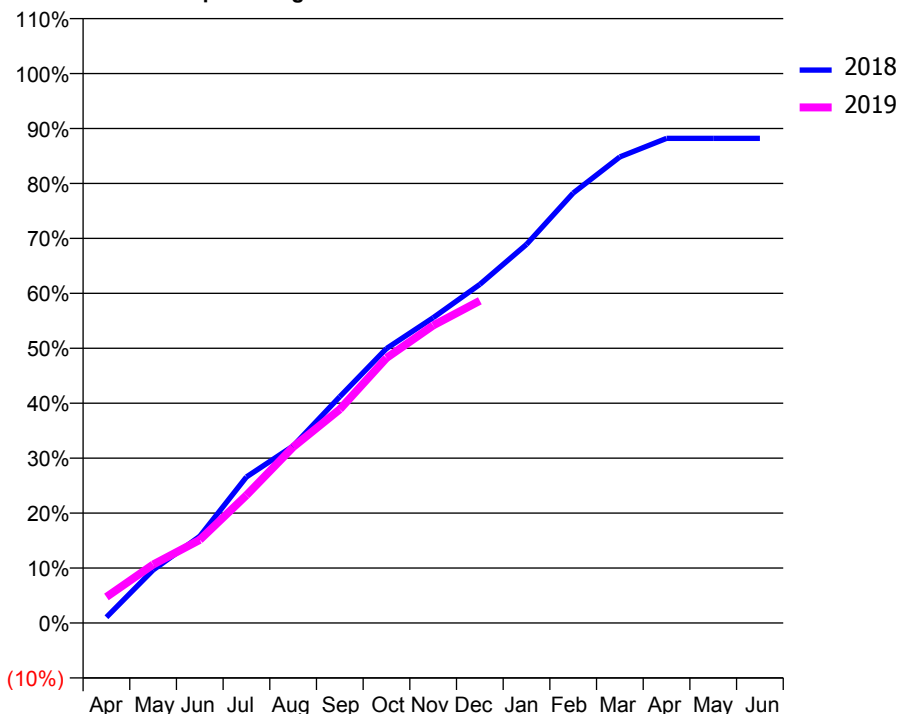
ACCESS*

Patients seen in 24 months	Total	Change since previous quarter
Quarter ending December 2017	428	
Quarter ending March 2018	418	↓
Quarter ending June 2018	423	→
Quarter ending September 2018	412	↓
Quarter ending December 2018	413	→
Variance since December 2017	(3.5%)	↓



ACTIVITY

Cumulative percentage of contracted UDA delivered 2018 & 2019



Adjusted Scheduled Activity (UDA)		
Month	2018	2019
April	11	47
May	101	106
June	166	151
July	279	233
August	338	320
September	433	389
October	524	482
November	583	541
December	647	586
January	724	
February	822	
March	891	
April	926	
May	926	
June	926	

QUALITY

	Quantity	Base Number	Contract	AT	Region	England
% of FP17s for the same patient ID Re-attending within 3 months - Children	17	340	5.0%	9.6%	11.3%	11.8%
% of FP17s for the same patient ID Re-attending within 3 months - Adults	20	137	14.6%	13.9%	15.3%	15.6%
% of FP17s for the same patient ID Re-attending between 3 & 9 months - Children	227	340	66.8%	61.7%	61.1%	58.8%
% of FP17s for the same patient ID Re-attending between 3 & 9 months - Adults	106	137	77.4%	53.0%	52.4%	51.0%
% of FP17s for Band 1 Urgent Courses	17	450	3.8%	9.8%	9.5%	9.0%
% of FP17s Relating to Free Repair or Replacements	0	450	0.0%	0.6%	0.7%	0.8%
% of FP17s Relating to Continuations	11	450	2.4%	0.9%	0.8%	0.9%
% of Patients satisfied with the dentistry they have received	0	0	N/A	93.0%	93.1%	93.2%
% of Patients satisfied with the time they had to wait for an appointment	0	0	N/A	88.0%	87.8%	88.3%

* This is based on patients treated on this contract for their most recent course of treatment. Figures in italics indicate the base number of FP17s or Patient Questionnaire responses are less than 100. N/A is shown where the base number of responses is less than 10 during the period. % is calculated as Quantity/Base number*100

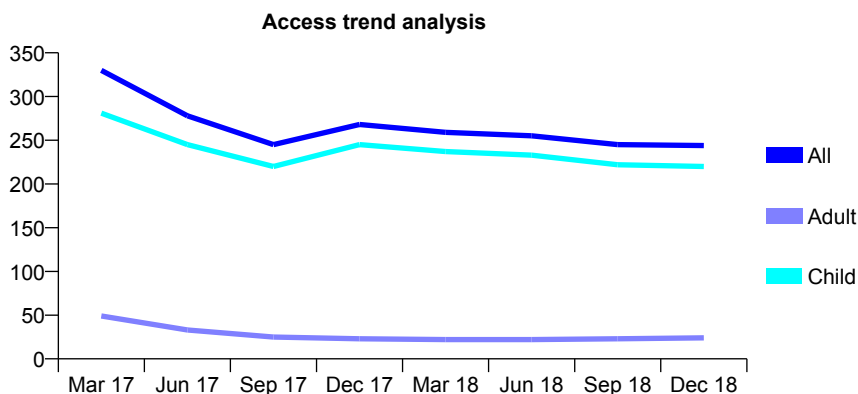
Q70 - Vital Signs At a Glance Contract Report for 843466/0001 - December 2018

Name or company name	Swedental Surgery
Contract type name	GDS Contract
Purpose of contract	General
Contract start date	01/04/2006
Contract end date	

18/19 Contracted general activity (UDA)	894
Carry forward general activity (UDA)	0
18/19 Contracted orthodontic activity (UOA)	0
Carry forward orthodontic activity (UOA)	0
Baseline contract value	£19,464.47

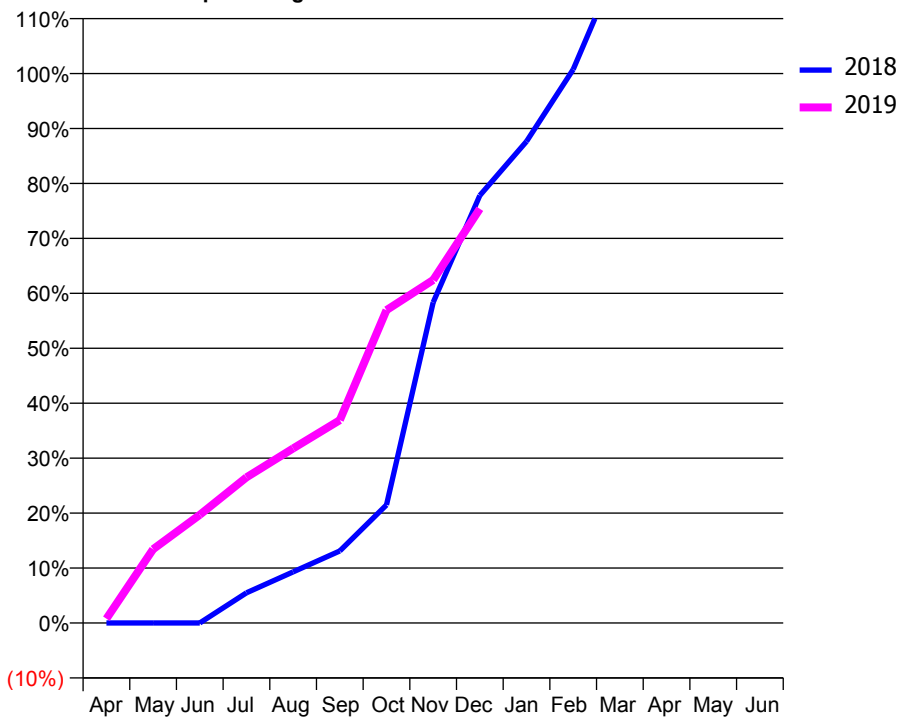
ACCESS*

Patients seen in 24 months	Total	Change since previous quarter
Quarter ending December 2017	268	
Quarter ending March 2018	259	↓
Quarter ending June 2018	255	↓
Quarter ending September 2018	245	↓
Quarter ending December 2018	244	→
Variance since December 2017	(9.0%)	↓



ACTIVITY

Cumulative percentage of contracted UDA delivered 2018 & 2019



Month	Adjusted Scheduled Activity (UDA)	
	2018	2019
April	0	7
May	0	120
June	0	176
July	49	237
August	83	284
September	117	330
October	192	509
November	522	558
December	696	674
January	784	
February	901	
March	1,078	
April	1,137	
May	1,134	
June	1,134	

QUALITY

	Quantity	Base Number	Contract	AT	Region	England
% of FP17s for the same patient ID Re-attending within 3 months - Children	45	298	15.1%	9.6%	11.3%	11.8%
% of FP17s for the same patient ID Re-attending within 3 months - Adults	0	0	N/A	13.9%	15.3%	15.6%
% of FP17s for the same patient ID Re-attending between 3 & 9 months - Children	219	298	73.5%	61.7%	61.1%	58.8%
% of FP17s for the same patient ID Re-attending between 3 & 9 months - Adults	0	0	N/A	53.0%	52.4%	51.0%
% of FP17s for Band 1 Urgent Courses	0	272	0.0%	9.8%	9.5%	9.0%
% of FP17s Relating to Free Repair or Replacements	0	272	0.0%	0.6%	0.7%	0.8%
% of FP17s Relating to Continuations	0	272	0.0%	0.9%	0.8%	0.9%
% of Patients satisfied with the dentistry they have received	0	0	N/A	93.0%	93.1%	93.2%
% of Patients satisfied with the time they had to wait for an appointment	0	0	N/A	88.0%	87.8%	88.3%

* This is based on patients treated on this contract for their most recent course of treatment. Figures in italics indicate the base number of FP17s or Patient Questionnaire responses are less than 100. N/A is shown where the base number of responses is less than 10 during the period. % is calculated as Quantity/Base number*100

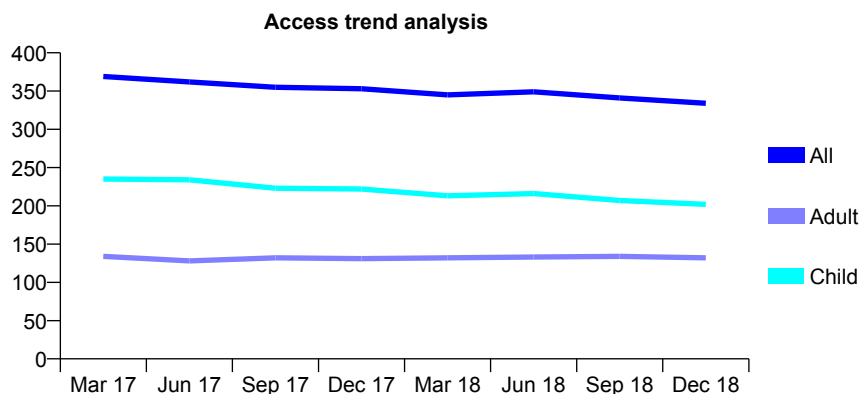
Q70 - Vital Signs At a Glance Contract Report for 844535/0001 - December 2018

Name or company name	MR M FARSHCHI
Contract type name	GDS Contract
Purpose of contract	General
Contract start date	01/04/2006
Contract end date	

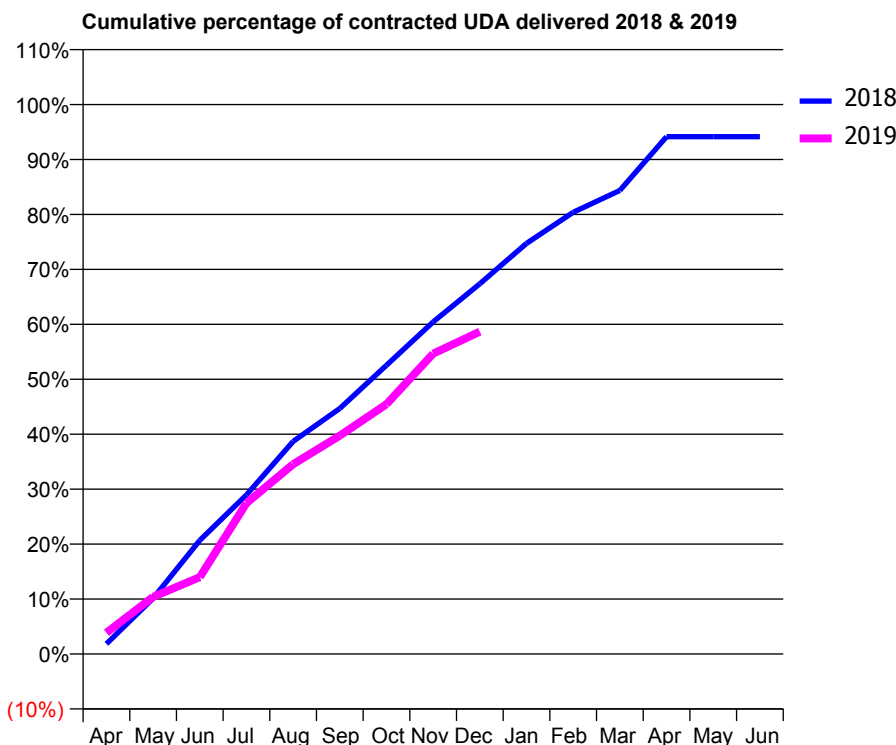
18/19 Contracted general activity (UDA)	750
Carry forward general activity (UDA)	0
18/19 Contracted orthodontic activity (UOA)	0
Carry forward orthodontic activity (UOA)	0
Baseline contract value	£20,495.66

ACCESS*

Patients seen in 24 months	Total	Change since previous quarter
Quarter ending December 2017	353	
Quarter ending March 2018	345	↓
Quarter ending June 2018	349	→
Quarter ending September 2018	341	↓
Quarter ending December 2018	334	↓
Variance since December 2017	(5.4%)	↓



ACTIVITY



Month	Adjusted Scheduled Activity (UDA)	
	2018	2019
April	14	29
May	76	78
June	155	105
July	217	206
August	290	259
September	335	298
October	394	341
November	453	410
December	505	440
January	560	
February	603	
March	633	
April	706	
May	706	
June	706	

QUALITY

	Quantity	Base Number	Contract	AT	Region	England
% of FP17s for the same patient ID Re-attending within 3 months - Children	6	258	2.3%	9.6%	11.3%	11.8%
% of FP17s for the same patient ID Re-attending within 3 months - Adults	6	85	7.1%	13.9%	15.3%	15.6%
% of FP17s for the same patient ID Re-attending between 3 & 9 months - Children	184	258	71.3%	61.7%	61.1%	58.8%
% of FP17s for the same patient ID Re-attending between 3 & 9 months - Adults	55	85	64.7%	53.0%	52.4%	51.0%
% of FP17s for Band 1 Urgent Courses	0	306	0.0%	9.8%	9.5%	9.0%
% of FP17s Relating to Free Repair or Replacements	0	306	0.0%	0.6%	0.7%	0.8%
% of FP17s Relating to Continuations	3	306	1.0%	0.9%	0.8%	0.9%
% of Patients satisfied with the dentistry they have received	0	0	N/A	93.0%	93.1%	93.2%
% of Patients satisfied with the time they had to wait for an appointment	0	0	N/A	88.0%	87.8%	88.3%

* This is based on patients treated on this contract for their most recent course of treatment. Figures in italics indicate the base number of FP17s or Patient Questionnaire responses are less than 100. N/A is shown where the base number of responses is less than 10 during the period. % is calculated as Quantity/Base number*100

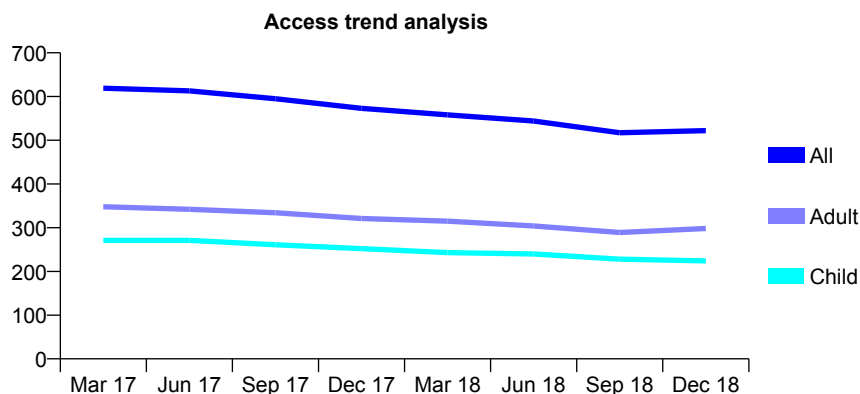
Q70 - Vital Signs At a Glance Contract Report for 847976/0001 - December 2018

Name or company name	MS P SAMADZADEH-YAGHINI
Contract type name	GDS Contract
Purpose of contract	General
Contract start date	01/04/2006
Contract end date	

18/19 Contracted general activity (UDA)	2,492
Carry forward general activity (UDA)	0
18/19 Contracted orthodontic activity (UOA)	0
Carry forward orthodontic activity (UOA)	0
Baseline contract value	£57,023.37

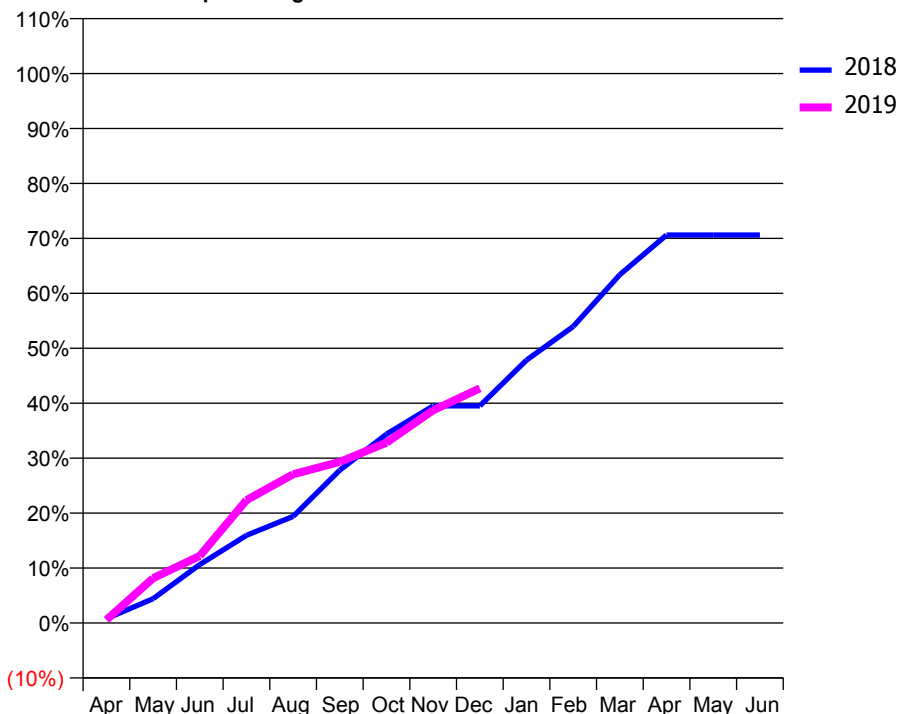
ACCESS*

Patients seen in 24 months	Total	Change since previous quarter
Quarter ending December 2017	573	
Quarter ending March 2018	558	↓
Quarter ending June 2018	544	↓
Quarter ending September 2018	517	↓
Quarter ending December 2018	522	→
Variance since December 2017	(8.9%)	↓



ACTIVITY

Cumulative percentage of contracted UDA delivered 2018 & 2019



Adjusted Scheduled Activity (UDA)		
Month	2018	2019
April	20	14
May	110	203
June	265	305
July	398	557
August	483	675
September	694	731
October	857	818
November	985	965
December	985	1,064
January	1,192	
February	1,345	
March	1,580	
April	1,759	
May	1,759	
June	1,759	

QUALITY

	Quantity	Base Number	Contract	AT	Region	England
% of FP17s for the same patient ID Re-attending within 3 months - Children	28	299	9.4%	9.6%	11.3%	11.8%
% of FP17s for the same patient ID Re-attending within 3 months - Adults	37	303	12.2%	13.9%	15.3%	15.6%
% of FP17s for the same patient ID Re-attending between 3 & 9 months - Children	220	299	73.6%	61.7%	61.1%	58.8%
% of FP17s for the same patient ID Re-attending between 3 & 9 months - Adults	218	303	71.9%	53.0%	52.4%	51.0%
% of FP17s for Band 1 Urgent Courses	25	532	4.7%	9.8%	9.5%	9.0%
% of FP17s Relating to Free Repair or Replacements	0	532	0.0%	0.6%	0.7%	0.8%
% of FP17s Relating to Continuations	0	532	0.0%	0.9%	0.8%	0.9%
% of Patients satisfied with the dentistry they have received	0	0	N/A	93.0%	93.1%	93.2%
% of Patients satisfied with the time they had to wait for an appointment	0	0	N/A	88.0%	87.8%	88.3%

* This is based on patients treated on this contract for their most recent course of treatment. Figures in italics indicate the base number of FP17s or Patient Questionnaire responses are less than 100. N/A is shown where the base number of responses is less than 10 during the period. % is calculated as Quantity/Base number*100

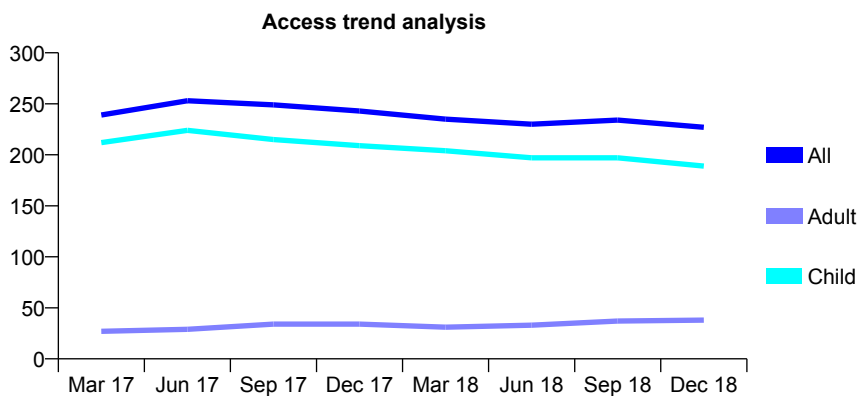
Q70 - Vital Signs At a Glance Contract Report for 861782/0001 - December 2018

Name or company name	MR AJ SMALES
Contract type name	GDS Contract
Purpose of contract	General
Contract start date	01/08/2008
Contract end date	

18/19 Contracted general activity (UDA)	691
Carry forward general activity (UDA)	0
18/19 Contracted orthodontic activity (UOA)	0
Carry forward orthodontic activity (UOA)	0
Baseline contract value	£20,121.98

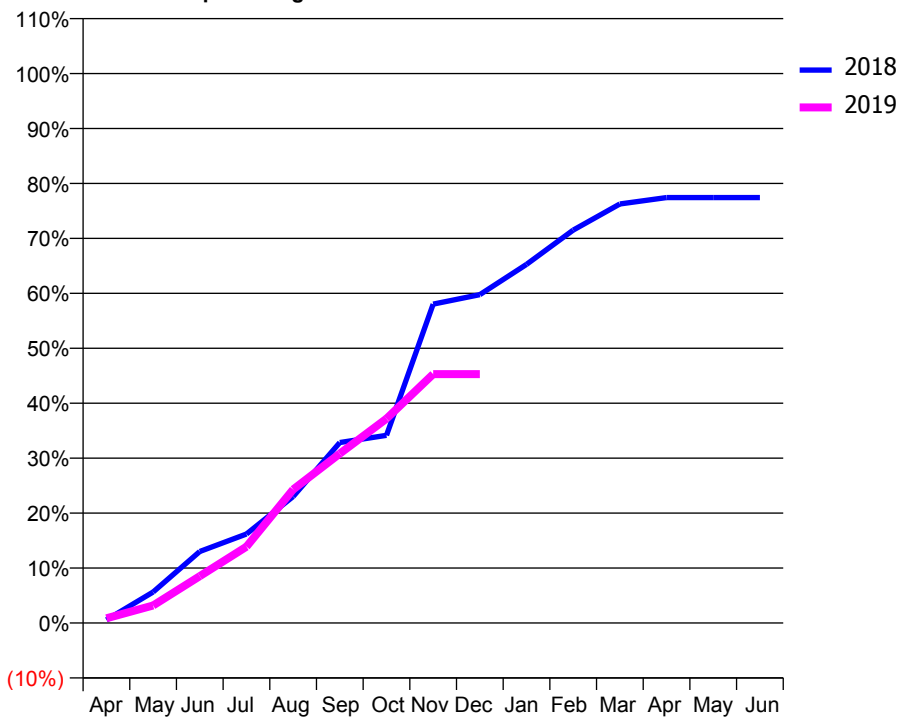
ACCESS*

Patients seen in 24 months	Total	Change since previous quarter
Quarter ending December 2017	243	
Quarter ending March 2018	235	↓
Quarter ending June 2018	230	↓
Quarter ending September 2018	234	→
Quarter ending December 2018	227	↓
Variance since December 2017	(6.6%)	↓



ACTIVITY

Cumulative percentage of contracted UDA delivered 2018 & 2019



Month	Adjusted Scheduled Activity (UDA)	
	2018	2019
April	4	6
May	39	22
June	90	59
July	112	96
August	159	168
September	227	213
October	236	257
November	401	313
December	413	313
January	451	
February	494	
March	527	
April	535	
May	535	
June	535	

QUALITY

	Quantity	Base Number	Contract	AT	Region	England
% of FP17s for the same patient ID Re-attending within 3 months - Children	10	143	7.0%	9.6%	11.3%	11.8%
% of FP17s for the same patient ID Re-attending within 3 months - Adults	1	8	12.5%	13.9%	15.3%	15.6%
% of FP17s for the same patient ID Re-attending between 3 & 9 months - Children	46	143	32.2%	61.7%	61.1%	58.8%
% of FP17s for the same patient ID Re-attending between 3 & 9 months - Adults	2	8	25.0%	53.0%	52.4%	51.0%
% of FP17s for Band 1 Urgent Courses	0	147	0.0%	9.8%	9.5%	9.0%
% of FP17s Relating to Free Repair or Replacements	0	147	0.0%	0.6%	0.7%	0.8%
% of FP17s Relating to Continuations	0	147	0.0%	0.9%	0.8%	0.9%
% of Patients satisfied with the dentistry they have received	0	0	N/A	93.0%	93.1%	93.2%
% of Patients satisfied with the time they had to wait for an appointment	0	0	N/A	88.0%	87.8%	88.3%

* This is based on patients treated on this contract for their most recent course of treatment. Figures in italics indicate the base number of FP17s or Patient Questionnaire responses are less than 100. N/A is shown where the base number of responses is less than 10 during the period. % is calculated as Quantity/Base number*100

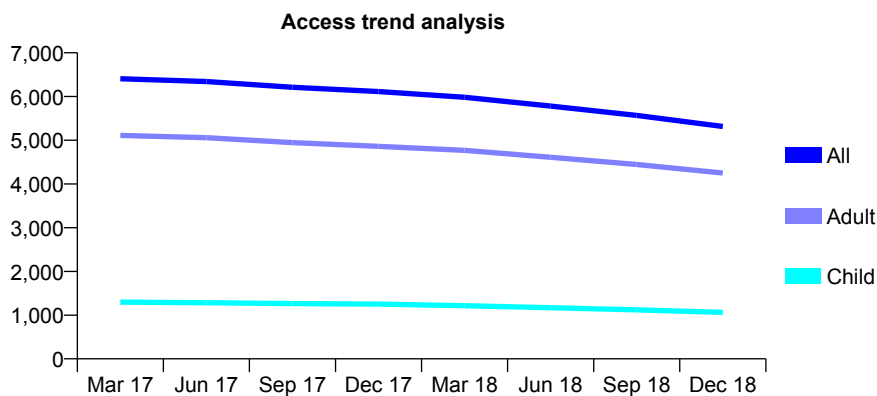
Q70 - Vital Signs At a Glance Contract Report for 864692/0002 - December 2018

Name or company name	WIGHT DENTAL CARE LIMITED
Contract type name	GDS Contract
Purpose of contract	General
Contract start date	01/04/2014
Contract end date	

18/19 Contracted general activity (UDA)	22,044
Carry forward general activity (UDA)	0
18/19 Contracted orthodontic activity (UOA)	0
Carry forward orthodontic activity (UOA)	0
Baseline contract value	£519,646.75

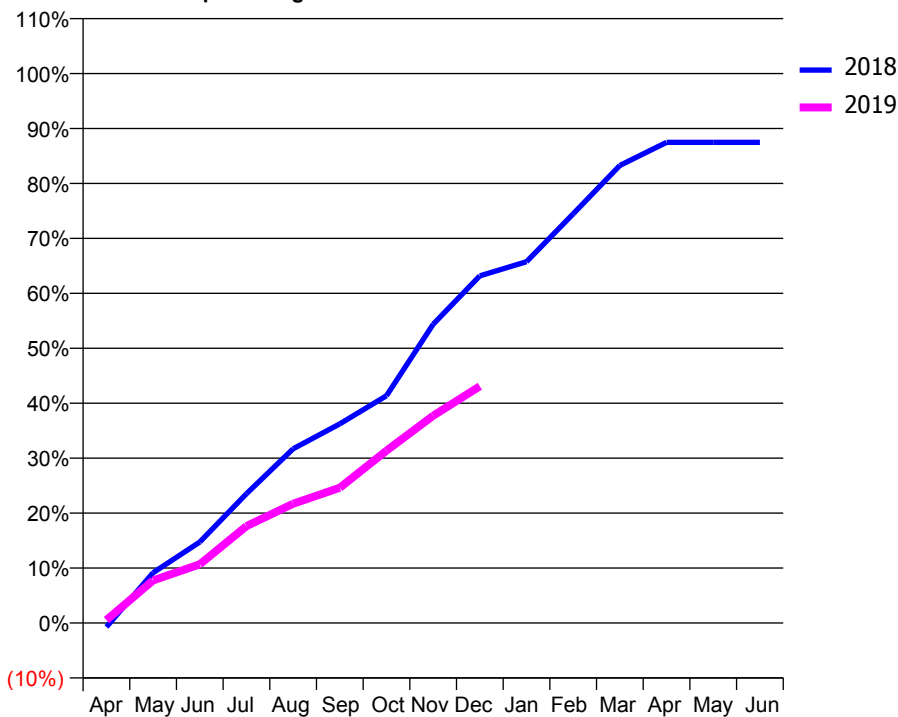
ACCESS*

Patients seen in 24 months	Total	Change since previous quarter
Quarter ending December 2017	6,113	
Quarter ending March 2018	5,984	↓
Quarter ending June 2018	5,781	↓
Quarter ending September 2018	5,567	↓
Quarter ending December 2018	5,315	↓
Variance since December 2017	(13.1%)	↓



ACTIVITY

Cumulative percentage of contracted UDA delivered 2018 & 2019



Month	Adjusted Scheduled Activity (UDA)	
	2018	2019
April	-161	121
May	2,020	1,708
June	3,250	2,357
July	5,189	3,888
August	6,987	4,786
September	7,990	5,425
October	9,116	6,916
November	11,984	8,315
December	13,929	9,499
January	14,495	
February	16,415	
March	18,358	
April	19,282	
May	19,284	
June	19,284	

QUALITY

	Quantity	Base Number	Contract	AT	Region	England
% of FP17s for the same patient ID Re-attending within 3 months - Children	32	864	3.7%	9.6%	11.3%	11.8%
% of FP17s for the same patient ID Re-attending within 3 months - Adults	375	3,571	10.5%	13.9%	15.3%	15.6%
% of FP17s for the same patient ID Re-attending between 3 & 9 months - Children	502	864	58.1%	61.7%	61.1%	58.8%
% of FP17s for the same patient ID Re-attending between 3 & 9 months - Adults	1,851	3,571	51.8%	53.0%	52.4%	51.0%
% of FP17s for Band 1 Urgent Courses	292	4,040	7.2%	9.8%	9.5%	9.0%
% of FP17s Relating to Free Repair or Replacements	13	4,040	0.3%	0.6%	0.7%	0.8%
% of FP17s Relating to Continuations	42	4,040	1.0%	0.9%	0.8%	0.9%
% of Patients satisfied with the dentistry they have received	3	3	N/A	93.0%	93.1%	93.2%
% of Patients satisfied with the time they had to wait for an appointment	3	3	N/A	88.0%	87.8%	88.3%

* This is based on patients treated on this contract for their most recent course of treatment. Figures in italics indicate the base number of FP17s or Patient Questionnaire responses are less than 100. N/A is shown where the base number of responses is less than 10 during the period. % is calculated as Quantity/Base number*100

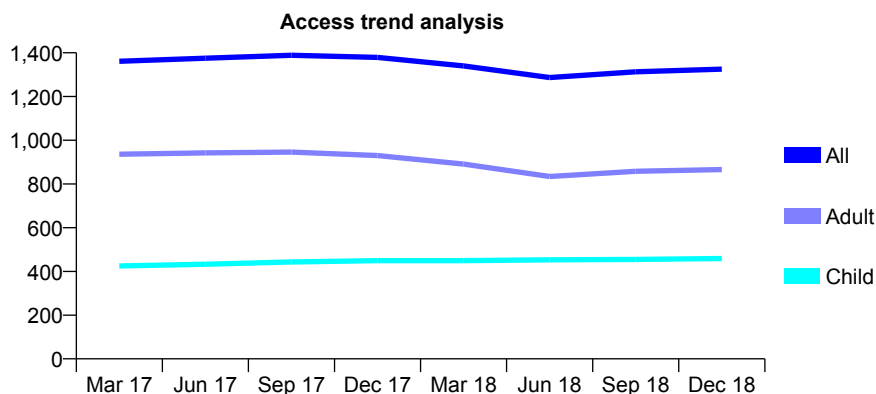
Q70 - Vital Signs At a Glance Contract Report for 875104/0001 - December 2018

Name or company name	MRS RM REDKA
Contract type name	GDS Contract
Purpose of contract	General
Contract start date	15/06/2008
Contract end date	

18/19 Contracted general activity (UDA)	6,000
Carry forward general activity (UDA)	0
18/19 Contracted orthodontic activity (UOA)	0
Carry forward orthodontic activity (UOA)	0
Baseline contract value	£139,239.34

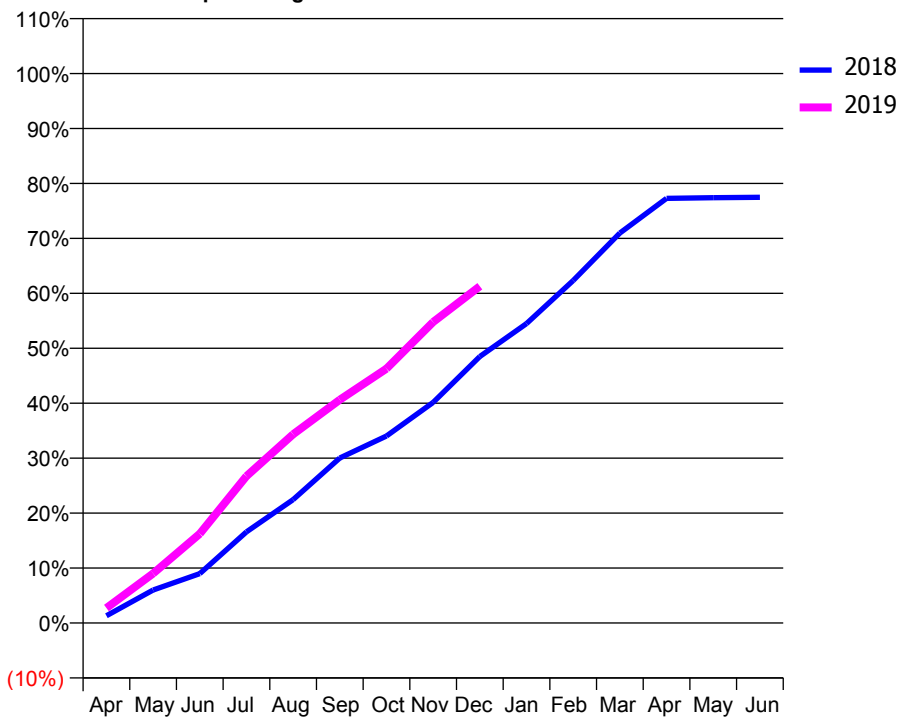
ACCESS*

Patients seen in 24 months	Total	Change since previous quarter
Quarter ending December 2017	1,379	
Quarter ending March 2018	1,340	↓
Quarter ending June 2018	1,287	↓
Quarter ending September 2018	1,313	↑
Quarter ending December 2018	1,325	→
Variance since December 2017	(3.9%)	↓



ACTIVITY

Cumulative percentage of contracted UDA delivered 2018 & 2019



Adjusted Scheduled Activity (UDA)

Month	2018	2019
April	79	163
May	360	541
June	539	974
July	995	1,603
August	1,348	2,061
September	1,802	2,438
October	2,043	2,777
November	2,410	3,287
December	2,910	3,678
January	3,269	
February	3,740	
March	4,258	
April	4,637	
May	4,644	
June	4,648	

QUALITY

	Quantity	Base Number	Contract	AT	Region	England
% of FP17s for the same patient ID Re-attending within 3 months - Children	105	597	17.6%	9.6%	11.3%	11.8%
% of FP17s for the same patient ID Re-attending within 3 months - Adults	246	1,013	24.3%	13.9%	15.3%	15.6%
% of FP17s for the same patient ID Re-attending between 3 & 9 months - Children	315	597	52.8%	61.7%	61.1%	58.8%
% of FP17s for the same patient ID Re-attending between 3 & 9 months - Adults	497	1,013	49.1%	53.0%	52.4%	51.0%
% of FP17s for Band 1 Urgent Courses	139	1,481	9.4%	9.8%	9.5%	9.0%
% of FP17s Relating to Free Repair or Replacements	0	1,481	0.0%	0.6%	0.7%	0.8%
% of FP17s Relating to Continuations	6	1,481	0.4%	0.9%	0.8%	0.9%
% of Patients satisfied with the dentistry they have received	3	3	N/A	93.0%	93.1%	93.2%
% of Patients satisfied with the time they had to wait for an appointment	3	3	N/A	88.0%	87.8%	88.3%

* This is based on patients treated on this contract for their most recent course of treatment. Figures in italics indicate the base number of FP17s or Patient Questionnaire responses are less than 100. N/A is shown where the base number of responses is less than 10 during the period. % is calculated as Quantity/Base number*100

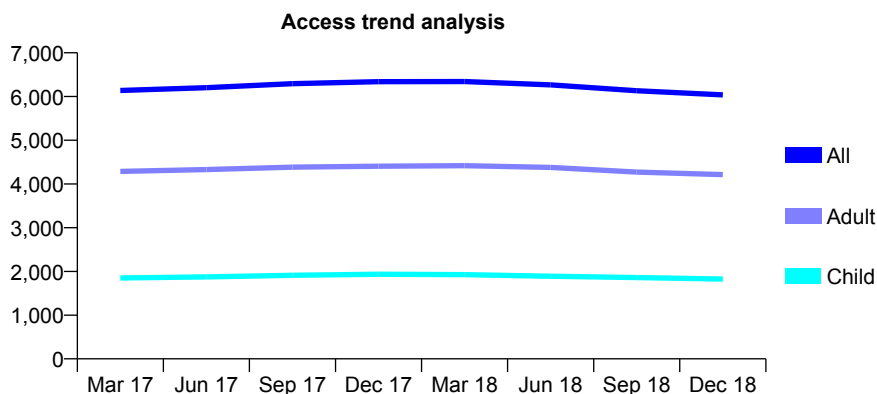
Q70 - Vital Signs At a Glance Contract Report for 901849/0003 - December 2018

Name or company name	MR MM LALJEE
Contract type name	GDS Contract
Purpose of contract	General
Contract start date	02/04/2012
Contract end date	

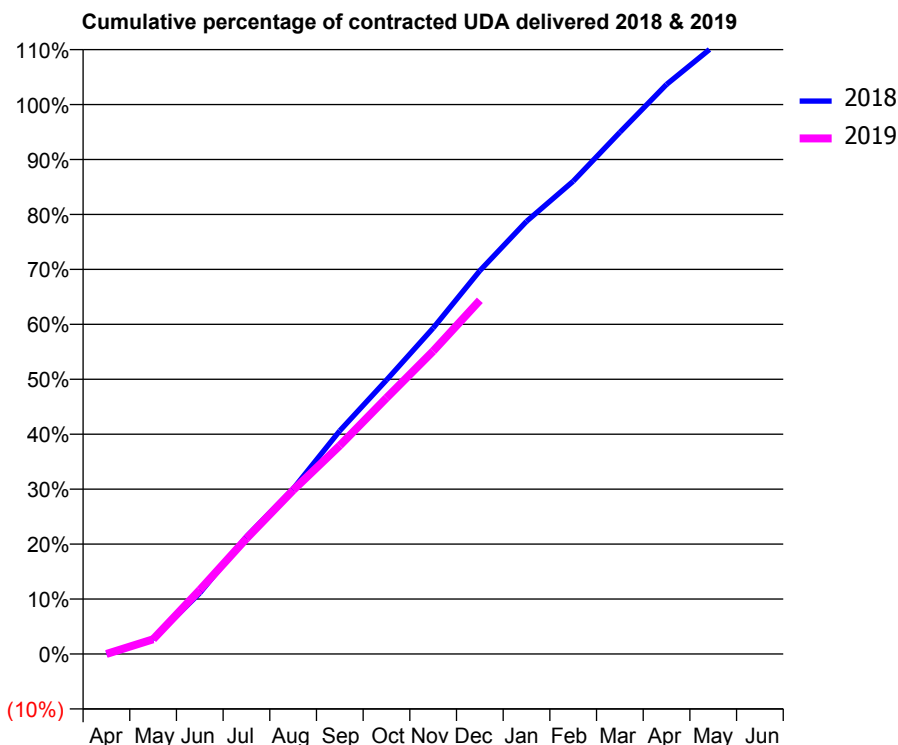
18/19 Contracted general activity (UDA)	13,300
Carry forward general activity (UDA)	0
18/19 Contracted orthodontic activity (UOA)	0
Carry forward orthodontic activity (UOA)	0
Baseline contract value	£369,315.88

ACCESS*

Patients seen in 24 months	Total	Change since previous quarter
Quarter ending December 2017	6,341	
Quarter ending March 2018	6,344	→
Quarter ending June 2018	6,267	↓
Quarter ending September 2018	6,131	↓
Quarter ending December 2018	6,037	↓
Variance since December 2017	(4.8%)	↓



ACTIVITY



Month	Adjusted Scheduled Activity (UDA)	
	2018	2019
April	0	0
May	360	358
June	1,476	1,551
July	2,841	2,798
August	3,999	3,965
September	5,404	5,046
October	6,630	6,197
November	7,888	7,332
December	9,277	8,561
January	10,470	
February	11,442	
March	12,627	
April	13,786	
May	14,702	
June	14,702	

QUALITY

	Quantity	Base Number	Contract	AT	Region	England
% of FP17s for the same patient ID Re-attending within 3 months - Children	85	2,290	3.7%	9.6%	11.3%	11.8%
% of FP17s for the same patient ID Re-attending within 3 months - Adults	436	4,065	10.7%	13.9%	15.3%	15.6%
% of FP17s for the same patient ID Re-attending between 3 & 9 months - Children	1,728	2,290	75.5%	61.7%	61.1%	58.8%
% of FP17s for the same patient ID Re-attending between 3 & 9 months - Adults	1,933	4,065	47.6%	53.0%	52.4%	51.0%
% of FP17s for Band 1 Urgent Courses	272	5,169	5.3%	9.8%	9.5%	9.0%
% of FP17s Relating to Free Repair or Replacements	23	5,169	0.4%	0.6%	0.7%	0.8%
% of FP17s Relating to Continuations	66	5,169	1.3%	0.9%	0.8%	0.9%
% of Patients satisfied with the dentistry they have received	1	1	N/A	93.0%	93.1%	93.2%
% of Patients satisfied with the time they had to wait for an appointment	1	1	N/A	88.0%	87.8%	88.3%

* This is based on patients treated on this contract for their most recent course of treatment. Figures in italics indicate the base number of FP17s or Patient Questionnaire responses are less than 100. N/A is shown where the base number of responses is less than 10 during the period. % is calculated as Quantity/Base number*100

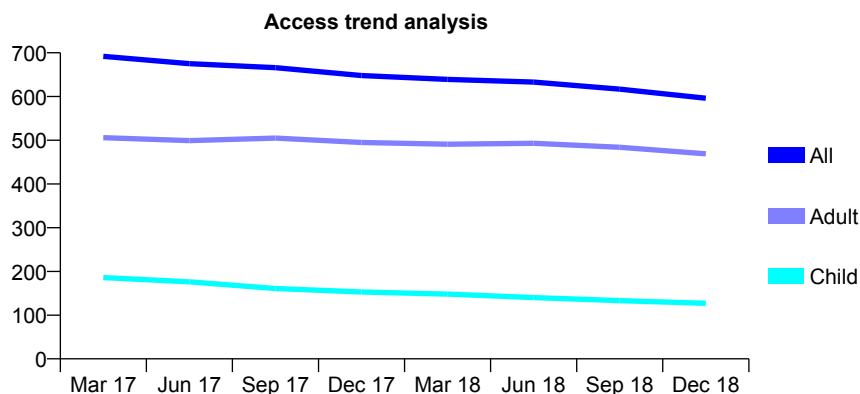
Q70 - Vital Signs At a Glance Contract Report for 905968/0001 - December 2018

Name or company name	MR A MCGROARTY
Contract type name	GDS Contract
Purpose of contract	General
Contract start date	01/04/2006
Contract end date	

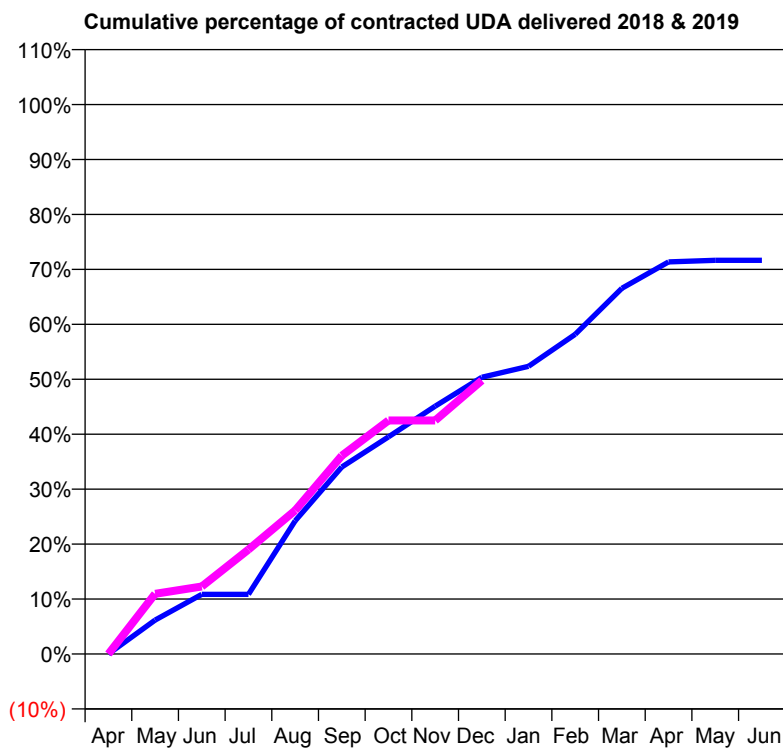
18/19 Contracted general activity (UDA)	2,250
Carry forward general activity (UDA)	0
18/19 Contracted orthodontic activity (UOA)	0
Carry forward orthodontic activity (UOA)	0
Baseline contract value	£49,930.83

ACCESS*

Patients seen in 24 months	Total	Change since previous quarter
Quarter ending December 2017	648	
Quarter ending March 2018	639	↓
Quarter ending June 2018	633	→
Quarter ending September 2018	617	↓
Quarter ending December 2018	596	↓
Variance since December 2017	(8.0%)	↓



ACTIVITY



Month	Adjusted Scheduled Activity (UDA)	
	2018	2019
April	0	0
May	139	247
June	244	277
July	244	428
August	545	588
September	766	812
October	889	956
November	1,015	956
December	1,133	1,120
January	1,178	
February	1,309	
March	1,497	
April	1,605	
May	1,612	
June	1,612	

QUALITY

	Quantity	Base Number	Contract	AT	Region	England
% of FP17s for the same patient ID Re-attending within 3 months - Children	3	170	1.8%	9.6%	11.3%	11.8%
% of FP17s for the same patient ID Re-attending within 3 months - Adults	88	560	15.7%	13.9%	15.3%	15.6%
% of FP17s for the same patient ID Re-attending between 3 & 9 months - Children	121	170	71.2%	61.7%	61.1%	58.8%
% of FP17s for the same patient ID Re-attending between 3 & 9 months - Adults	352	560	62.9%	53.0%	52.4%	51.0%
% of FP17s for Band 1 Urgent Courses	51	651	7.8%	9.8%	9.5%	9.0%
% of FP17s Relating to Free Repair or Replacements	0	651	0.0%	0.6%	0.7%	0.8%
% of FP17s Relating to Continuations	2	651	0.3%	0.9%	0.8%	0.9%
% of Patients satisfied with the dentistry they have received	0	0	N/A	93.0%	93.1%	93.2%
% of Patients satisfied with the time they had to wait for an appointment	0	0	N/A	88.0%	87.8%	88.3%

* This is based on patients treated on this contract for their most recent course of treatment. Figures in italics indicate the base number of FP17s or Patient Questionnaire responses are less than 100. N/A is shown where the base number of responses is less than 10 during the period. % is calculated as Quantity/Base number*100

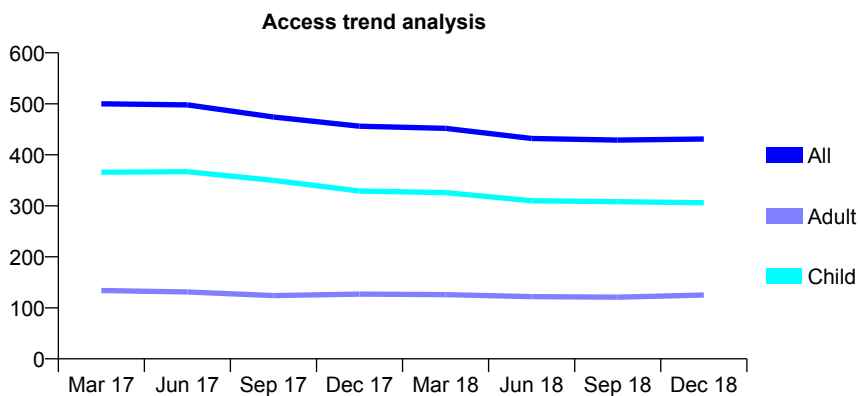
Q70 - Vital Signs At a Glance Contract Report for 906530/0001 - December 2018

Name or company name	MR SG PARDOE
Contract type name	GDS Contract
Purpose of contract	General
Contract start date	01/04/2006
Contract end date	

18/19 Contracted general activity (UDA)	760
Carry forward general activity (UDA)	25
18/19 Contracted orthodontic activity (UOA)	0
Carry forward orthodontic activity (UOA)	0
Baseline contract value	£18,044.05

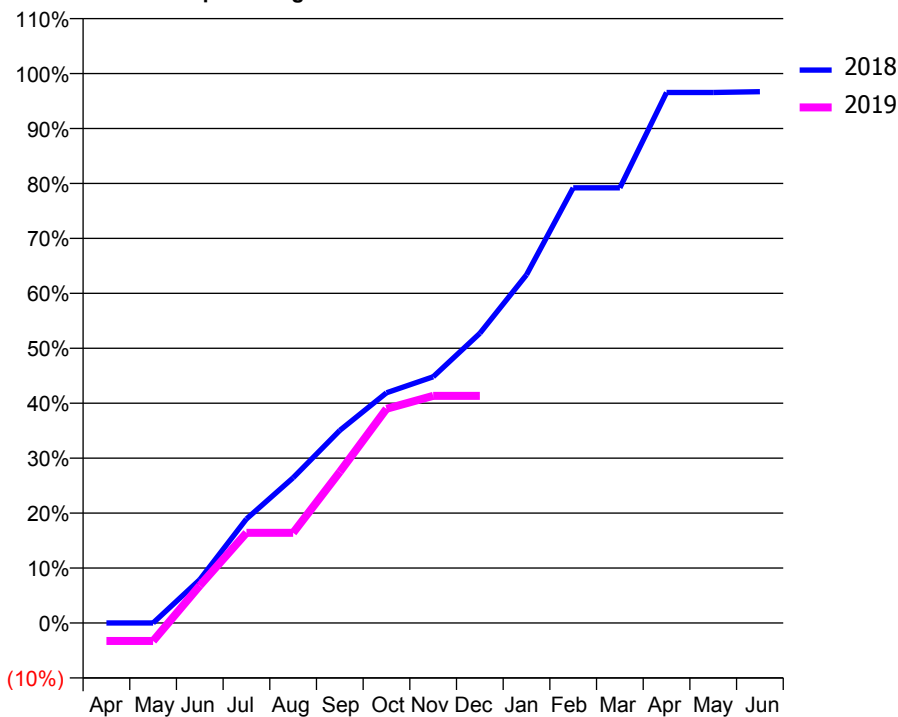
ACCESS*

Patients seen in 24 months	Total	Change since previous quarter
Quarter ending December 2017	456	
Quarter ending March 2018	452	→
Quarter ending June 2018	432	↓
Quarter ending September 2018	429	→
Quarter ending December 2018	431	→
Variance since December 2017	(5.5%)	↓



ACTIVITY

Cumulative percentage of contracted UDA delivered 2018 & 2019



Month	Adjusted Scheduled Activity (UDA)	
	2018	2019
April	0	-25
May	0	-25
June	60	52
July	144	125
August	201	125
September	266	209
October	318	296
November	341	314
December	401	314
January	482	
February	602	
March	602	
April	734	
May	734	
June	735	

QUALITY

	Quantity	Base Number	Contract	AT	Region	England
% of FP17s for the same patient ID Re-attending within 3 months - Children	11	344	3.2%	9.6%	11.3%	11.8%
% of FP17s for the same patient ID Re-attending within 3 months - Adults	0	68	0.0%	13.9%	15.3%	15.6%
% of FP17s for the same patient ID Re-attending between 3 & 9 months - Children	232	344	67.4%	61.7%	61.1%	58.8%
% of FP17s for the same patient ID Re-attending between 3 & 9 months - Adults	46	68	67.6%	53.0%	52.4%	51.0%
% of FP17s for Band 1 Urgent Courses	6	318	1.9%	9.8%	9.5%	9.0%
% of FP17s Relating to Free Repair or Replacements	0	318	0.0%	0.6%	0.7%	0.8%
% of FP17s Relating to Continuations	0	318	0.0%	0.9%	0.8%	0.9%
% of Patients satisfied with the dentistry they have received	2	2	N/A	93.0%	93.1%	93.2%
% of Patients satisfied with the time they had to wait for an appointment	1	2	N/A	88.0%	87.8%	88.3%

* This is based on patients treated on this contract for their most recent course of treatment. Figures in italics indicate the base number of FP17s or Patient Questionnaire responses are less than 100. N/A is shown where the base number of responses is less than 10 during the period. % is calculated as Quantity/Base number*100

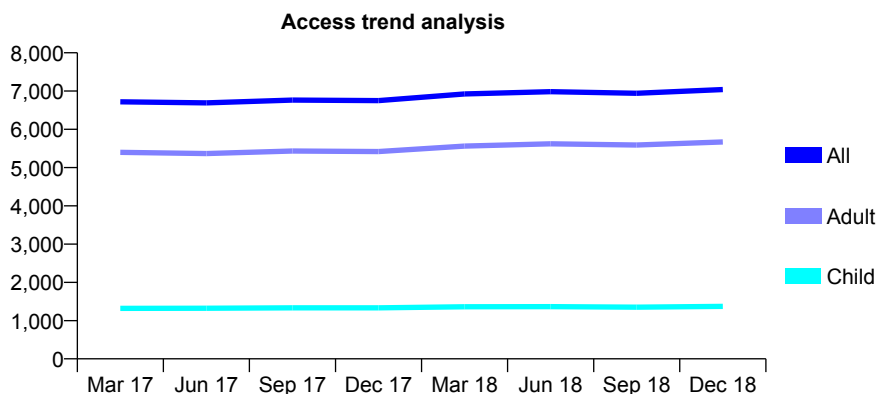
Q70 - Vital Signs At a Glance Contract Report for 911860/0002 - December 2018

Name or company name	MR AM DANBY
Contract type name	GDS Contract
Purpose of contract	General
Contract start date	01/06/2008
Contract end date	

18/19 Contracted general activity (UDA)	15,800
Carry forward general activity (UDA)	0
18/19 Contracted orthodontic activity (UOA)	0
Carry forward orthodontic activity (UOA)	0
Baseline contract value	£451,010.61

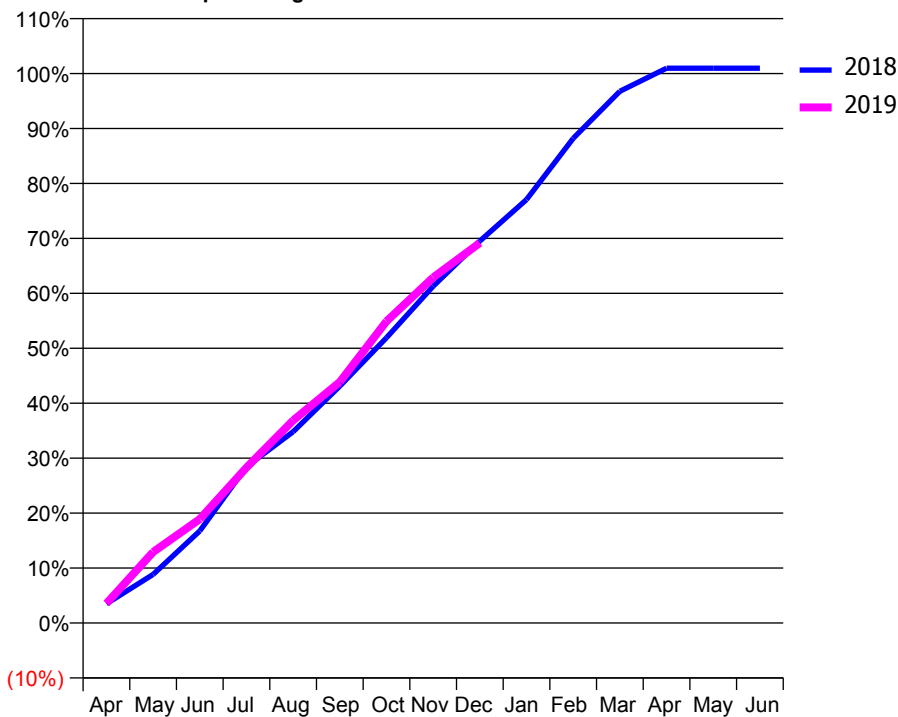
ACCESS*

Patients seen in 24 months	Total	Change since previous quarter
Quarter ending December 2017	6,752	
Quarter ending March 2018	6,924	↑
Quarter ending June 2018	6,985	→
Quarter ending September 2018	6,941	→
Quarter ending December 2018	7,041	→
Variance since December 2017	4.3%	↑



ACTIVITY

Cumulative percentage of contracted UDA delivered 2018 & 2019



Month	Adjusted Scheduled Activity (UDA)	
	2018	2019
April	552	560
May	1,396	2,041
June	2,648	2,987
July	4,495	4,468
August	5,500	5,827
September	6,810	6,929
October	8,204	8,674
November	9,684	9,936
December	10,983	10,930
January	12,174	
February	13,936	
March	15,288	
April	15,951	
May	15,951	
June	15,951	

QUALITY

	Quantity	Base Number	Contract	AT	Region	England
% of FP17s for the same patient ID Re-attending within 3 months - Children	58	1,403	4.1%	9.6%	11.3%	11.8%
% of FP17s for the same patient ID Re-attending within 3 months - Adults	848	6,181	13.7%	13.9%	15.3%	15.6%
% of FP17s for the same patient ID Re-attending between 3 & 9 months - Children	933	1,403	66.5%	61.7%	61.1%	58.8%
% of FP17s for the same patient ID Re-attending between 3 & 9 months - Adults	3,857	6,181	62.4%	53.0%	52.4%	51.0%
% of FP17s for Band 1 Urgent Courses	678	6,658	10.2%	9.8%	9.5%	9.0%
% of FP17s Relating to Free Repair or Replacements	62	6,658	0.9%	0.6%	0.7%	0.8%
% of FP17s Relating to Continuations	80	6,658	1.2%	0.9%	0.8%	0.9%
% of Patients satisfied with the dentistry they have received	1	1	N/A	93.0%	93.1%	93.2%
% of Patients satisfied with the time they had to wait for an appointment	1	1	N/A	88.0%	87.8%	88.3%

* This is based on patients treated on this contract for their most recent course of treatment. Figures in italics indicate the base number of FP17s or Patient Questionnaire responses are less than 100. N/A is shown where the base number of responses is less than 10 during the period. % is calculated as Quantity/Base number*100

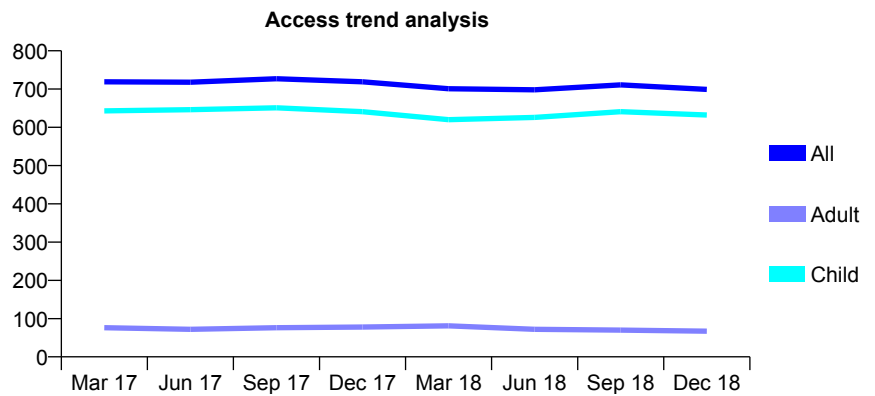
Q70 - Vital Signs At a Glance Contract Report for 913723/0001 - December 2018

Name or company name	MR S TEJA
Contract type name	GDS Contract
Purpose of contract	General
Contract start date	01/04/2006
Contract end date	

18/19 Contracted general activity (UDA)	1,624
Carry forward general activity (UDA)	0
18/19 Contracted orthodontic activity (UOA)	0
Carry forward orthodontic activity (UOA)	0
Baseline contract value	£44,953.05

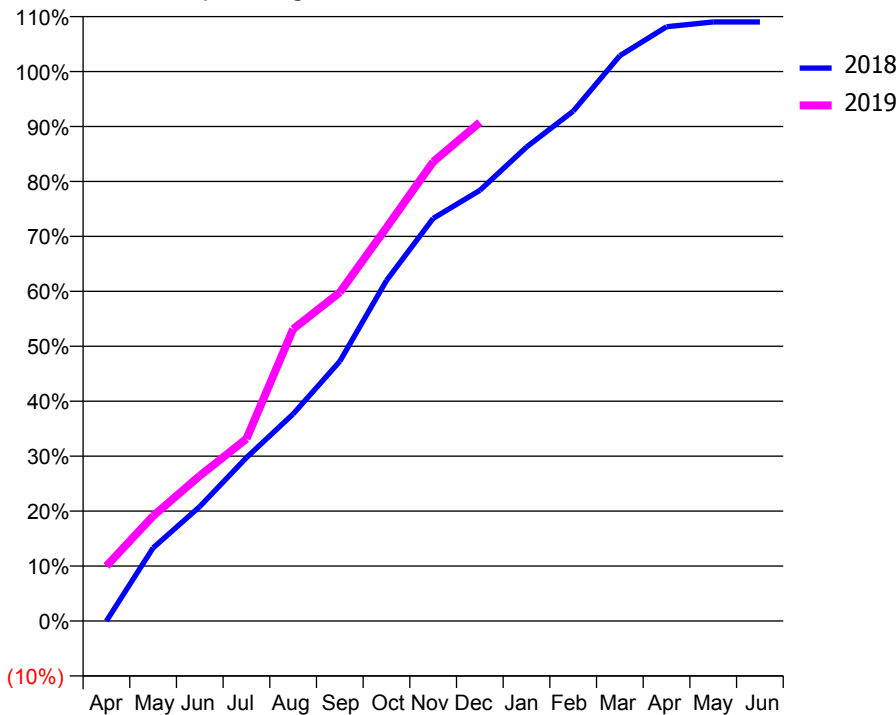
ACCESS*

Patients seen in 24 months	Total	Change since previous quarter
Quarter ending December 2017	719	
Quarter ending March 2018	701	↓
Quarter ending June 2018	698	→
Quarter ending September 2018	711	→
Quarter ending December 2018	699	↓
Variance since December 2017	(2.8%)	↓



ACTIVITY

Cumulative percentage of contracted UDA delivered 2018 & 2019



Month	Adjusted Scheduled Activity (UDA)	
	2018	2019
April	0	163
May	216	310
June	338	429
July	483	539
August	612	863
September	768	971
October	1,006	1,163
November	1,190	1,357
December	1,273	1,474
January	1,401	
February	1,507	
March	1,671	
April	1,756	
May	1,770	
June	1,770	

QUALITY

	Quantity	Base Number	Contract	AT	Region	England
% of FP17s for the same patient ID Re-attending within 3 months - Children	96	955	10.1%	9.6%	11.3%	11.8%
% of FP17s for the same patient ID Re-attending within 3 months - Adults	10	43	23.3%	13.9%	15.3%	15.6%
% of FP17s for the same patient ID Re-attending between 3 & 9 months - Children	614	955	64.3%	61.7%	61.1%	58.8%
% of FP17s for the same patient ID Re-attending between 3 & 9 months - Adults	26	43	60.5%	53.0%	52.4%	51.0%
% of FP17s for Band 1 Urgent Courses	49	942	5.2%	9.8%	9.5%	9.0%
% of FP17s Relating to Free Repair or Replacements	0	942	0.0%	0.6%	0.7%	0.8%
% of FP17s Relating to Continuations	0	942	0.0%	0.9%	0.8%	0.9%
% of Patients satisfied with the dentistry they have received	0	0	N/A	93.0%	93.1%	93.2%
% of Patients satisfied with the time they had to wait for an appointment	0	0	N/A	88.0%	87.8%	88.3%

* This is based on patients treated on this contract for their most recent course of treatment. Figures in italics indicate the base number of FP17s or Patient Questionnaire responses are less than 100. N/A is shown where the base number of responses is less than 10 during the period. % is calculated as Quantity/Base number*100

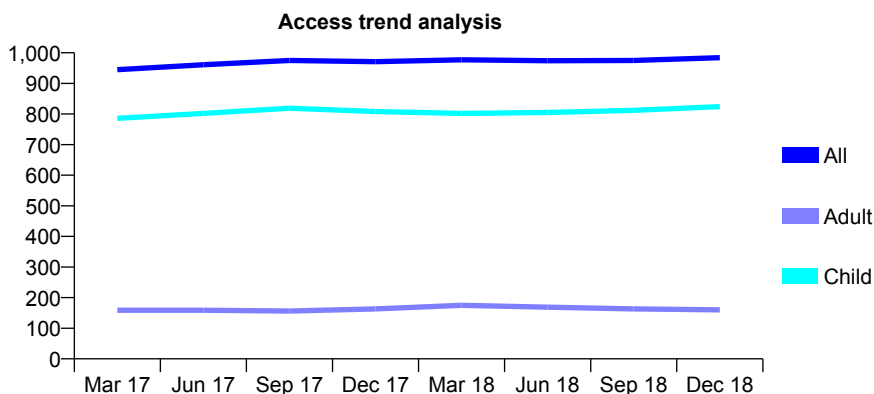
Q70 - Vital Signs At a Glance Contract Report for 915394/0001 - December 2018

Name or company name	Linden Avenue Partnership
Contract type name	GDS Contract
Purpose of contract	General and Orthodontic
Contract start date	01/04/2006
Contract end date	

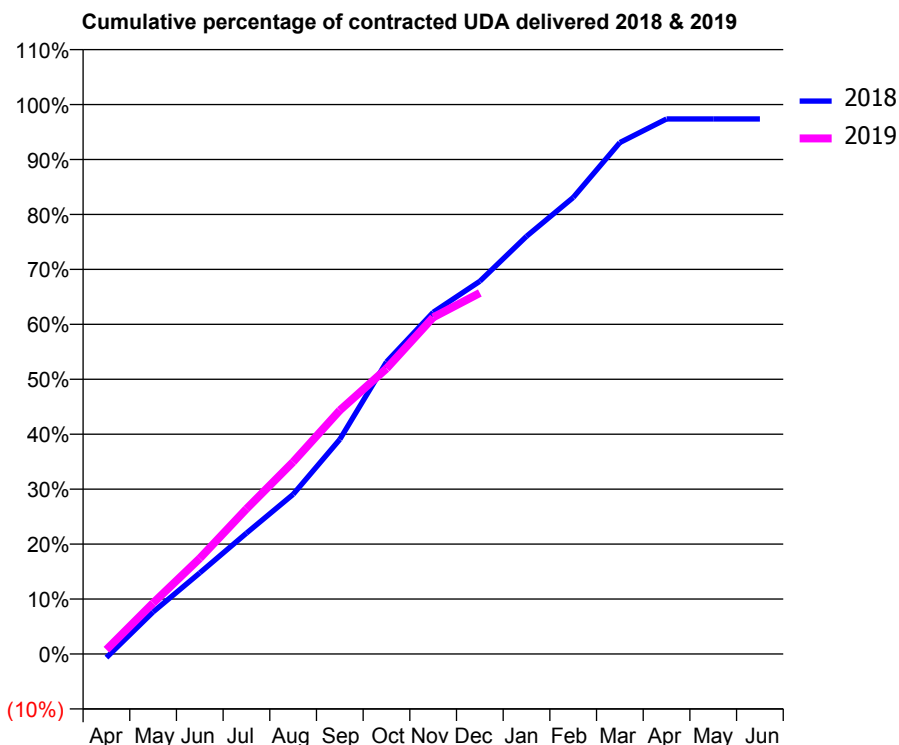
18/19 Contracted general activity (UDA)	2,800
Carry forward general activity (UDA)	73
18/19 Contracted orthodontic activity (UOA)	268
Carry forward orthodontic activity (UOA)	0
Baseline contract value	£90,744.51

ACCESS*

Patients seen in 24 months	Total	Change since previous quarter
Quarter ending December 2017	971	
Quarter ending March 2018	977	→
Quarter ending June 2018	974	→
Quarter ending September 2018	975	→
Quarter ending December 2018	984	→
Variance since December 2017	1.3%	→



ACTIVITY



Month	Adjusted Scheduled Activity (UDA)	
	2018	2019
April	-19	22
May	214	260
June	413	487
July	616	740
August	813	979
September	1,094	1,242
October	1,489	1,454
November	1,741	1,715
December	1,899	1,840
January	2,129	
February	2,326	
March	2,606	
April	2,727	
May	2,727	
June	2,727	

QUALITY

	Quantity	Base Number	Contract	AT	Region	England
% of FP17s for the same patient ID Re-attending within 3 months - Children	122	1,151	10.6%	9.6%	11.3%	11.8%
% of FP17s for the same patient ID Re-attending within 3 months - Adults	13	87	14.9%	13.9%	15.3%	15.6%
% of FP17s for the same patient ID Re-attending between 3 & 9 months - Children	812	1,151	70.5%	61.7%	61.1%	58.8%
% of FP17s for the same patient ID Re-attending between 3 & 9 months - Adults	58	87	66.7%	53.0%	52.4%	51.0%
% of FP17s for Band 1 Urgent Courses	41	1,148	3.6%	9.8%	9.5%	9.0%
% of FP17s Relating to Free Repair or Replacements	0	1,148	0.0%	0.6%	0.7%	0.8%
% of FP17s Relating to Continuations	0	1,148	0.0%	0.9%	0.8%	0.9%
% of Patients satisfied with the dentistry they have received	4	4	N/A	93.0%	93.1%	93.2%
% of Patients satisfied with the time they had to wait for an appointment	4	4	N/A	88.0%	87.8%	88.3%

* This is based on patients treated on this contract for their most recent course of treatment. Figures in italics indicate the base number of FP17s or Patient Questionnaire responses are less than 100. N/A is shown where the base number of responses is less than 10 during the period. % is calculated as Quantity/Base number*100

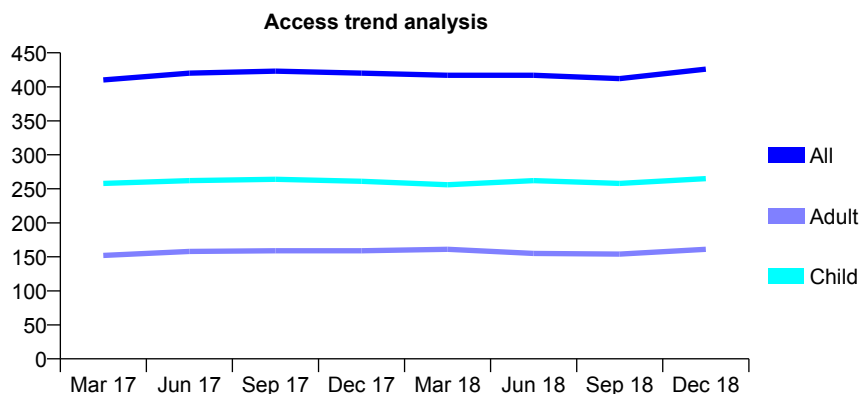
Q70 - Vital Signs At a Glance Contract Report for 917559/0002 - December 2018

Name or company name	MISS AK O'REGAN
Contract type name	GDS Contract
Purpose of contract	General
Contract start date	01/04/2006
Contract end date	

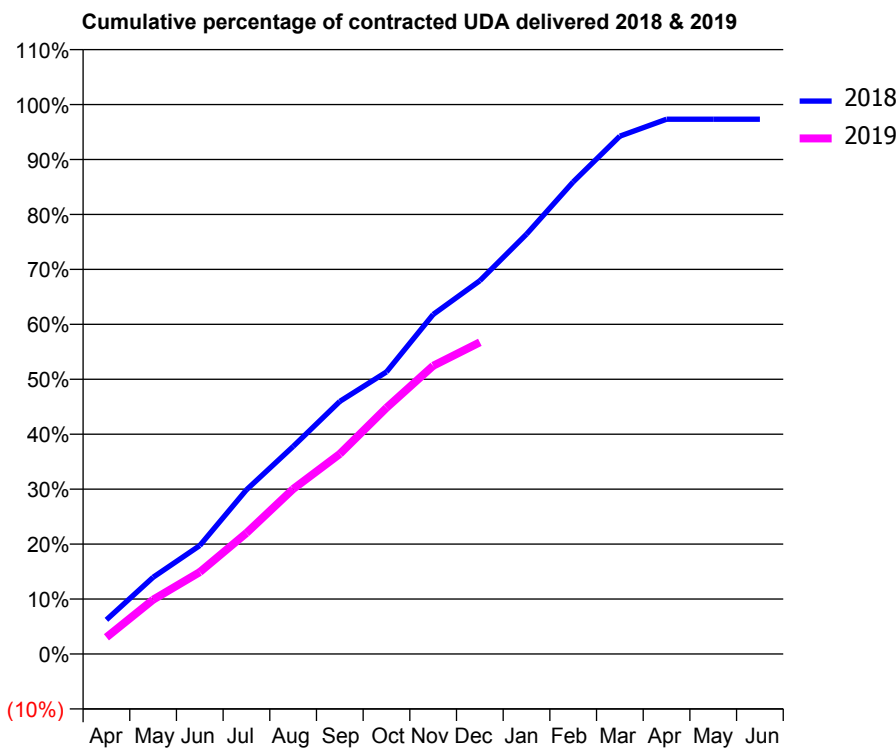
18/19 Contracted general activity (UDA)	950
Carry forward general activity (UDA)	25
18/19 Contracted orthodontic activity (UOA)	0
Carry forward orthodontic activity (UOA)	0
Baseline contract value	£22,003.65

ACCESS*

Patients seen in 24 months	Total	Change since previous quarter
Quarter ending December 2017	420	
Quarter ending March 2018	417	→
Quarter ending June 2018	417	→
Quarter ending September 2018	412	↓
Quarter ending December 2018	426	↑
Variance since December 2017	1.4%	→



ACTIVITY



Month	Adjusted Scheduled Activity (UDA)	
	2018	2019
April	59	29
May	133	94
June	188	142
July	284	209
August	359	285
September	437	346
October	488	426
November	587	498
December	645	539
January	726	
February	816	
March	895	
April	925	
May	925	
June	925	

QUALITY

	Quantity	Base Number	Contract	AT	Region	England
% of FP17s for the same patient ID Re-attending within 3 months - Children	12	285	4.2%	9.6%	11.3%	11.8%
% of FP17s for the same patient ID Re-attending within 3 months - Adults	18	108	16.7%	13.9%	15.3%	15.6%
% of FP17s for the same patient ID Re-attending between 3 & 9 months - Children	195	285	68.4%	61.7%	61.1%	58.8%
% of FP17s for the same patient ID Re-attending between 3 & 9 months - Adults	55	108	50.9%	53.0%	52.4%	51.0%
% of FP17s for Band 1 Urgent Courses	19	378	5.0%	9.8%	9.5%	9.0%
% of FP17s Relating to Free Repair or Replacements	0	378	0.0%	0.6%	0.7%	0.8%
% of FP17s Relating to Continuations	5	378	1.3%	0.9%	0.8%	0.9%
% of Patients satisfied with the dentistry they have received	0	0	N/A	93.0%	93.1%	93.2%
% of Patients satisfied with the time they had to wait for an appointment	0	0	N/A	88.0%	87.8%	88.3%

* This is based on patients treated on this contract for their most recent course of treatment. Figures in italics indicate the base number of FP17s or Patient Questionnaire responses are less than 100. N/A is shown where the base number of responses is less than 10 during the period. % is calculated as Quantity/Base number*100

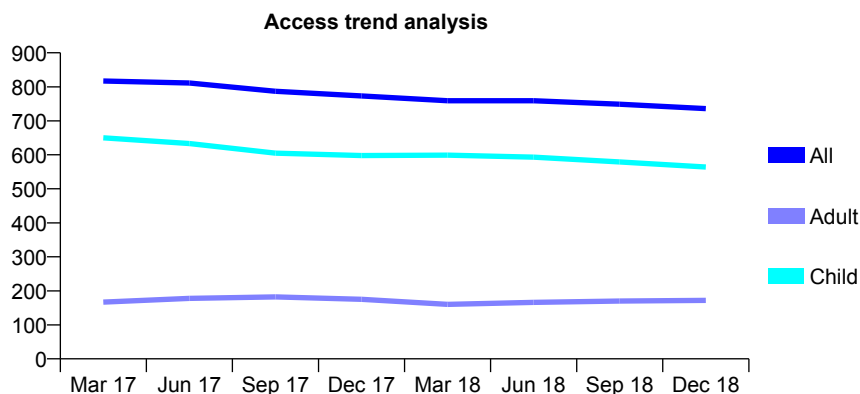
Q70 - Vital Signs At a Glance Contract Report for 919454/0001 - December 2018

Name or company name	MR BR TAYLOR
Contract type name	GDS Contract
Purpose of contract	General
Contract start date	01/04/2006
Contract end date	

18/19 Contracted general activity (UDA)	2,335
Carry forward general activity (UDA)	56
18/19 Contracted orthodontic activity (UOA)	0
Carry forward orthodontic activity (UOA)	0
Baseline contract value	£72,958.01

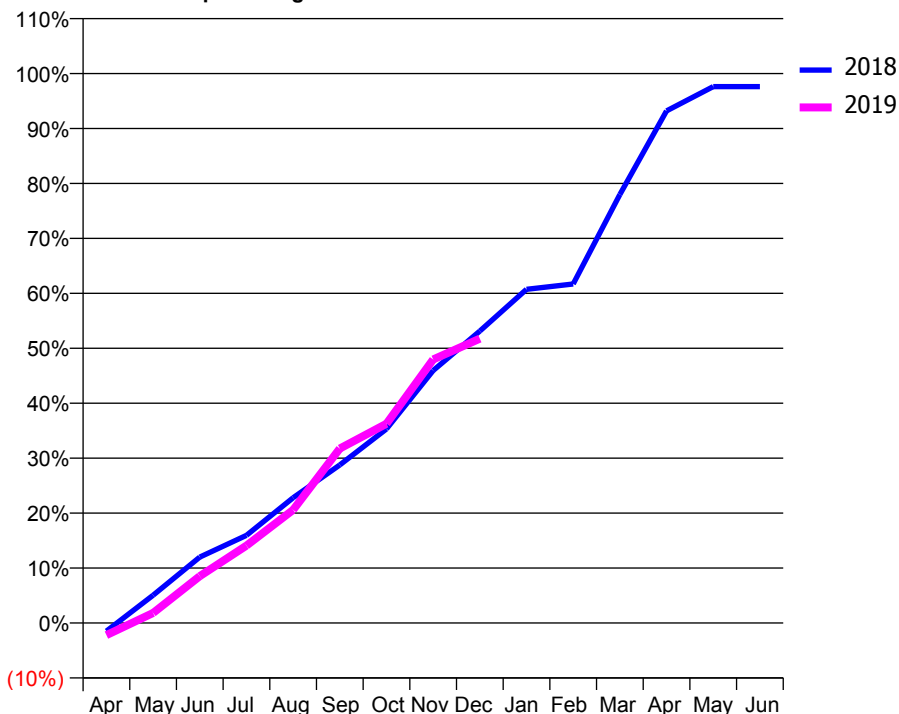
ACCESS*

Patients seen in 24 months	Total	Change since previous quarter
Quarter ending December 2017	773	
Quarter ending March 2018	759	↓
Quarter ending June 2018	759	→
Quarter ending September 2018	749	↓
Quarter ending December 2018	736	↓
Variance since December 2017	(4.8%)	↓



ACTIVITY

Cumulative percentage of contracted UDA delivered 2018 & 2019



Month	Adjusted Scheduled Activity (UDA)	
	2018	2019
April	-35	-52
May	118	43
June	280	199
July	373	329
August	533	481
September	672	742
October	825	847
November	1,073	1,120
December	1,241	1,208
January	1,418	
February	1,441	
March	1,821	
April	2,176	
May	2,279	
June	2,279	

QUALITY

	Quantity	Base Number	Contract	AT	Region	England
% of FP17s for the same patient ID Re-attending within 3 months - Children	18	680	2.6%	9.6%	11.3%	11.8%
% of FP17s for the same patient ID Re-attending within 3 months - Adults	3	102	2.9%	13.9%	15.3%	15.6%
% of FP17s for the same patient ID Re-attending between 3 & 9 months - Children	474	680	69.7%	61.7%	61.1%	58.8%
% of FP17s for the same patient ID Re-attending between 3 & 9 months - Adults	56	102	54.9%	53.0%	52.4%	51.0%
% of FP17s for Band 1 Urgent Courses	11	609	1.8%	9.8%	9.5%	9.0%
% of FP17s Relating to Free Repair or Replacements	0	609	0.0%	0.6%	0.7%	0.8%
% of FP17s Relating to Continuations	0	609	0.0%	0.9%	0.8%	0.9%
% of Patients satisfied with the dentistry they have received	0	0	N/A	93.0%	93.1%	93.2%
% of Patients satisfied with the time they had to wait for an appointment	0	0	N/A	88.0%	87.8%	88.3%

* This is based on patients treated on this contract for their most recent course of treatment. Figures in italics indicate the base number of FP17s or Patient Questionnaire responses are less than 100. N/A is shown where the base number of responses is less than 10 during the period. % is calculated as Quantity/Base number*100

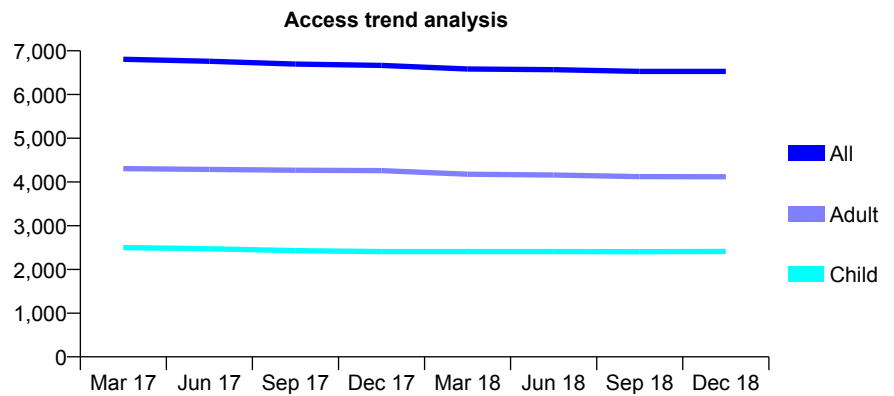
Q70 - Vital Signs At a Glance Contract Report for 919594/0001 - December 2018

Name or company name	MR AC MCLEAN
Contract type name	GDS Contract
Purpose of contract	General
Contract start date	01/04/2006
Contract end date	

18/19 Contracted general activity (UDA)	13,782
Carry forward general activity (UDA)	559
18/19 Contracted orthodontic activity (UOA)	0
Carry forward orthodontic activity (UOA)	0
Baseline contract value	£364,478.12

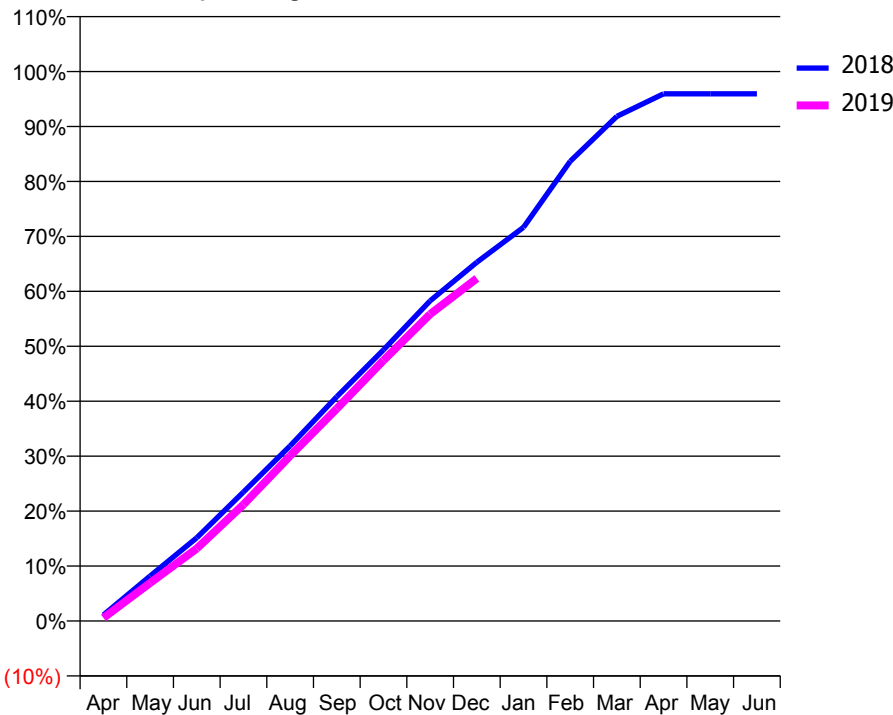
ACCESS*

Patients seen in 24 months	Total	Change since previous quarter
Quarter ending December 2017	6,666	
Quarter ending March 2018	6,585	↓
Quarter ending June 2018	6,568	→
Quarter ending September 2018	6,529	→
Quarter ending December 2018	6,529	→
Variance since December 2017	(2.1%)	↓



ACTIVITY

Cumulative percentage of contracted UDA delivered 2018 & 2019



Month	Adjusted Scheduled Activity (UDA)	
	2018	2019
April	154	80
May	1,129	954
June	2,090	1,817
July	3,237	2,920
August	4,394	4,143
September	5,627	5,326
October	6,801	6,537
November	8,031	7,698
December	8,999	8,593
January	9,874	
February	11,529	
March	12,659	
April	13,224	
May	13,223	
June	13,223	

QUALITY

	Quantity	Base Number	Contract	AT	Region	England
% of FP17s for the same patient ID Re-attending within 3 months - Children	187	2,663	7.0%	9.6%	11.3%	11.8%
% of FP17s for the same patient ID Re-attending within 3 months - Adults	489	3,456	14.1%	13.9%	15.3%	15.6%
% of FP17s for the same patient ID Re-attending between 3 & 9 months - Children	1,544	2,663	58.0%	61.7%	61.1%	58.8%
% of FP17s for the same patient ID Re-attending between 3 & 9 months - Adults	1,385	3,456	40.1%	53.0%	52.4%	51.0%
% of FP17s for Band 1 Urgent Courses	399	5,360	7.4%	9.8%	9.5%	9.0%
% of FP17s Relating to Free Repair or Replacements	40	5,360	0.7%	0.6%	0.7%	0.8%
% of FP17s Relating to Continuations	29	5,360	0.5%	0.9%	0.8%	0.9%
% of Patients satisfied with the dentistry they have received	2	2	N/A	93.0%	93.1%	93.2%
% of Patients satisfied with the time they had to wait for an appointment	1	2	N/A	88.0%	87.8%	88.3%

* This is based on patients treated on this contract for their most recent course of treatment. Figures in italics indicate the base number of FP17s or Patient Questionnaire responses are less than 100. N/A is shown where the base number of responses is less than 10 during the period. % is calculated as Quantity/Base number*100

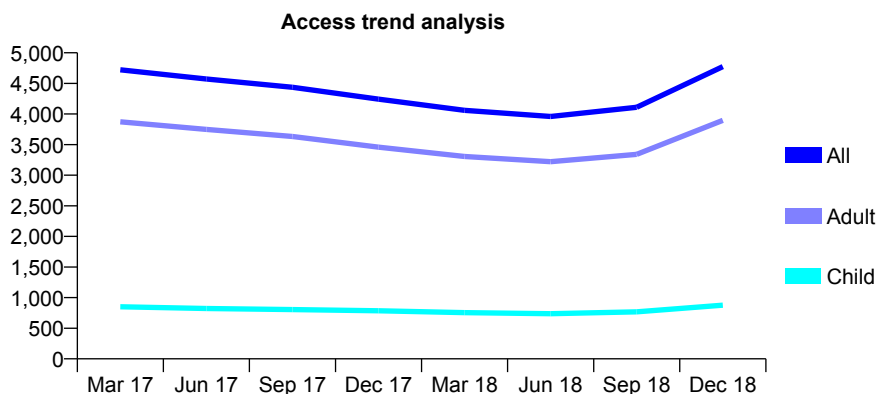
Q70 - Vital Signs At a Glance Contract Report for 920533/0002 - December 2018

Name or company name	The Clock Dental Practice
Contract type name	GDS Contract
Purpose of contract	General
Contract start date	01/04/2006
Contract end date	

18/19 Contracted general activity (UDA)	22,669
Carry forward general activity (UDA)	0
18/19 Contracted orthodontic activity (UOA)	0
Carry forward orthodontic activity (UOA)	0
Baseline contract value	£518,661.35

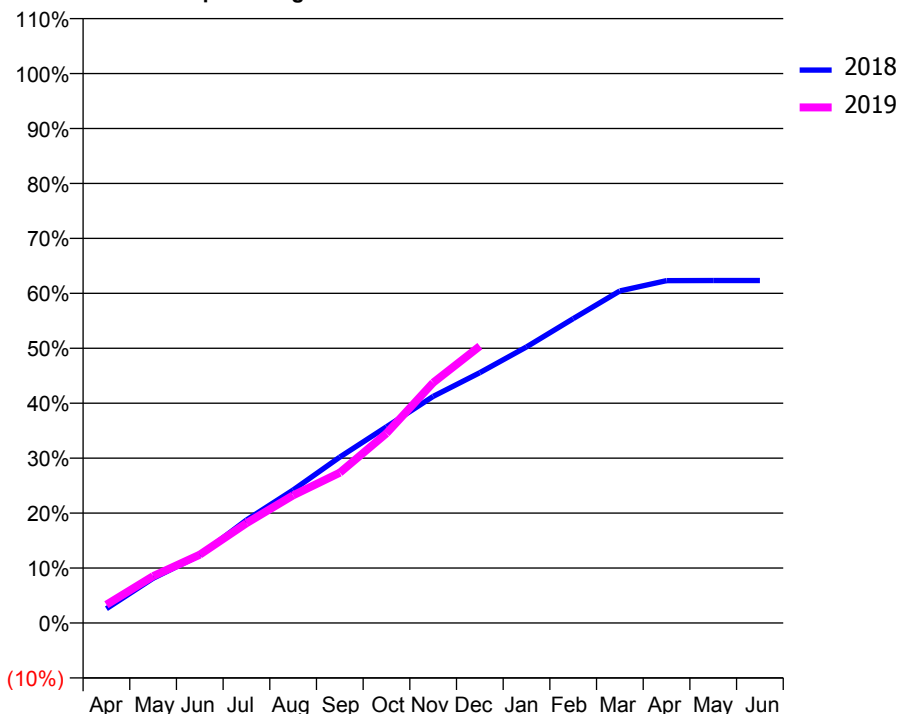
ACCESS*

Patients seen in 24 months	Total	Change since previous quarter
Quarter ending December 2017	4,244	
Quarter ending March 2018	4,060	↓
Quarter ending June 2018	3,959	↓
Quarter ending September 2018	4,110	↑
Quarter ending December 2018	4,774	↑
Variance since December 2017	12.5%	↑



ACTIVITY

Cumulative percentage of contracted UDA delivered 2018 & 2019



Month	Adjusted Scheduled Activity (UDA)	
	2018	2019
April	591	756
May	1,848	1,933
June	2,799	2,817
July	4,251	4,115
August	5,486	5,266
September	6,845	6,200
October	8,096	7,828
November	9,350	9,914
December	10,330	11,424
January	11,390	
February	12,556	
March	13,698	
April	14,124	
May	14,127	
June	14,127	

QUALITY

	Quantity	Base Number	Contract	AT	Region	England
% of FP17s for the same patient ID Re-attending within 3 months - Children	63	1,052	6.0%	9.6%	11.3%	11.8%
% of FP17s for the same patient ID Re-attending within 3 months - Adults	707	4,974	14.2%	13.9%	15.3%	15.6%
% of FP17s for the same patient ID Re-attending between 3 & 9 months - Children	655	1,052	62.3%	61.7%	61.1%	58.8%
% of FP17s for the same patient ID Re-attending between 3 & 9 months - Adults	3,021	4,974	60.7%	53.0%	52.4%	51.0%
% of FP17s for Band 1 Urgent Courses	408	5,832	7.0%	9.8%	9.5%	9.0%
% of FP17s Relating to Free Repair or Replacements	66	5,832	1.1%	0.6%	0.7%	0.8%
% of FP17s Relating to Continuations	92	5,832	1.6%	0.9%	0.8%	0.9%
% of Patients satisfied with the dentistry they have received	4	4	N/A	93.0%	93.1%	93.2%
% of Patients satisfied with the time they had to wait for an appointment	4	4	N/A	88.0%	87.8%	88.3%

* This is based on patients treated on this contract for their most recent course of treatment. Figures in italics indicate the base number of FP17s or Patient Questionnaire responses are less than 100. N/A is shown where the base number of responses is less than 10 during the period. % is calculated as Quantity/Base number*100

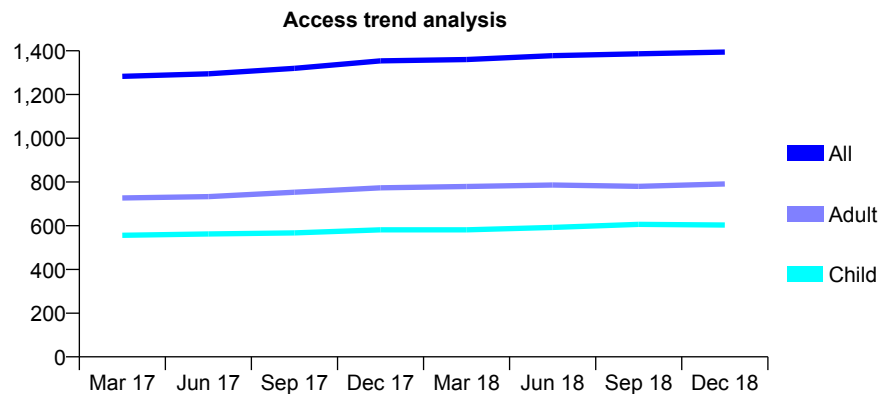
Q70 - Vital Signs At a Glance Contract Report for 921874/0001 - December 2018

Name or company name	MRS K HARINDRA
Contract type name	GDS Contract
Purpose of contract	General
Contract start date	01/04/2006
Contract end date	

18/19 Contracted general activity (UDA)	3,860
Carry forward general activity (UDA)	0
18/19 Contracted orthodontic activity (UOA)	0
Carry forward orthodontic activity (UOA)	0
Baseline contract value	£104,680.29

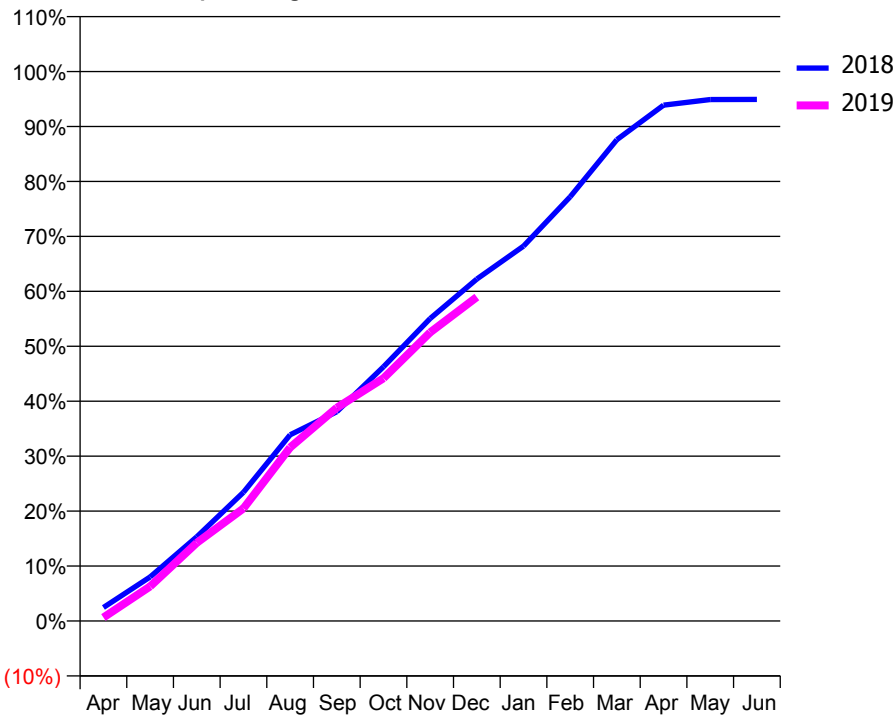
ACCESS*

Patients seen in 24 months	Total	Change since previous quarter
Quarter ending December 2017	1,354	
Quarter ending March 2018	1,360	→
Quarter ending June 2018	1,378	→
Quarter ending September 2018	1,386	→
Quarter ending December 2018	1,394	→
Variance since December 2017	3.0%	↑



ACTIVITY

Cumulative percentage of contracted UDA delivered 2018 & 2019



Month	Adjusted Scheduled Activity (UDA)	
	2018	2019
April	95	25
May	310	243
June	592	549
July	905	791
August	1,308	1,219
September	1,470	1,498
October	1,786	1,706
November	2,125	2,027
December	2,402	2,276
January	2,634	
February	2,980	
March	3,381	
April	3,624	
May	3,663	
June	3,664	

QUALITY

	Quantity	Base Number	Contract	AT	Region	England
% of FP17s for the same patient ID Re-attending within 3 months - Children	44	701	6.3%	9.6%	11.3%	11.8%
% of FP17s for the same patient ID Re-attending within 3 months - Adults	130	831	15.6%	13.9%	15.3%	15.6%
% of FP17s for the same patient ID Re-attending between 3 & 9 months - Children	493	701	70.3%	61.7%	61.1%	58.8%
% of FP17s for the same patient ID Re-attending between 3 & 9 months - Adults	521	831	62.7%	53.0%	52.4%	51.0%
% of FP17s for Band 1 Urgent Courses	79	1,383	5.7%	9.8%	9.5%	9.0%
% of FP17s Relating to Free Repair or Replacements	1	1,383	0.1%	0.6%	0.7%	0.8%
% of FP17s Relating to Continuations	3	1,383	0.2%	0.9%	0.8%	0.9%
% of Patients satisfied with the dentistry they have received	1	1	N/A	93.0%	93.1%	93.2%
% of Patients satisfied with the time they had to wait for an appointment	1	1	N/A	88.0%	87.8%	88.3%

* This is based on patients treated on this contract for their most recent course of treatment. Figures in italics indicate the base number of FP17s or Patient Questionnaire responses are less than 100. N/A is shown where the base number of responses is less than 10 during the period. % is calculated as Quantity/Base number*100

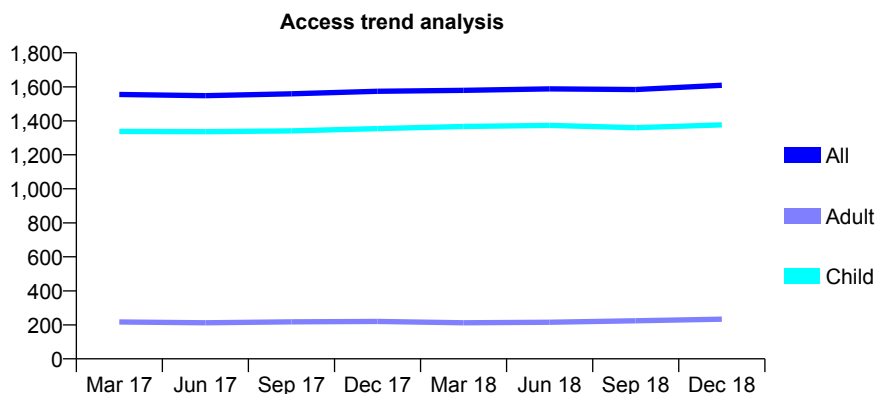
Q70 - Vital Signs At a Glance Contract Report for 923125/0001 - December 2018

Name or company name	Whiteley Dental Practice
Contract type name	GDS Contract
Purpose of contract	General
Contract start date	01/04/2006
Contract end date	

18/19 Contracted general activity (UDA)	3,133
Carry forward general activity (UDA)	63
18/19 Contracted orthodontic activity (UOA)	0
Carry forward orthodontic activity (UOA)	0
Baseline contract value	£65,784.82

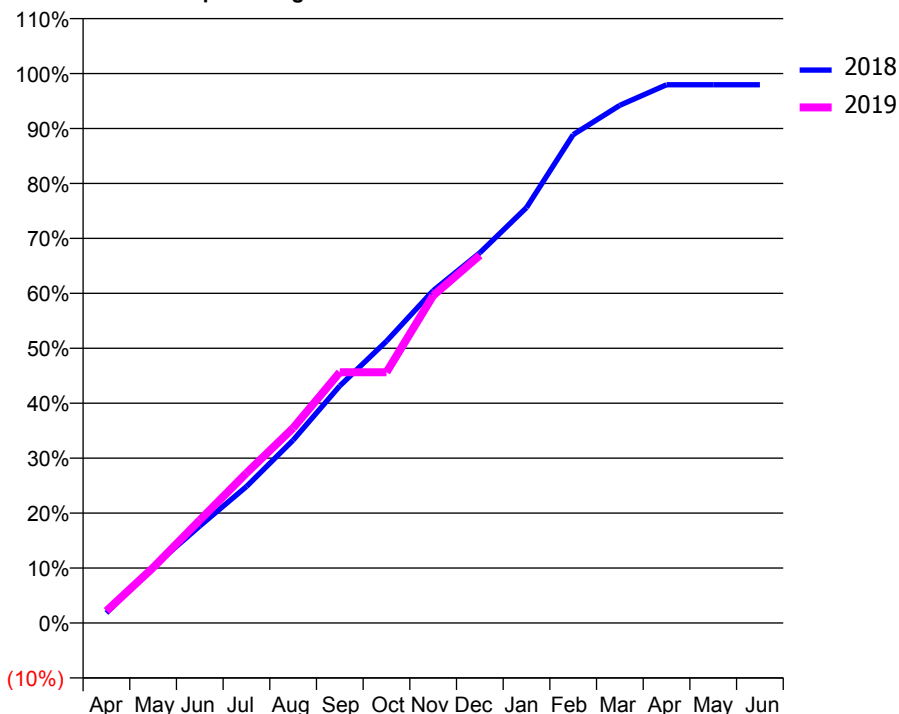
ACCESS*

Patients seen in 24 months	Total	Change since previous quarter
Quarter ending December 2017	1,574	
Quarter ending March 2018	1,579	→
Quarter ending June 2018	1,588	→
Quarter ending September 2018	1,584	→
Quarter ending December 2018	1,609	→
Variance since December 2017	2.2%	↑



ACTIVITY

Cumulative percentage of contracted UDA delivered 2018 & 2019



Month	Adjusted Scheduled Activity (UDA)	
	2018	2019
April	58	69
May	320	316
June	553	586
July	778	855
August	1,043	1,112
September	1,352	1,430
October	1,607	1,430
November	1,895	1,867
December	2,111	2,097
January	2,369	
February	2,784	
March	2,952	
April	3,069	
May	3,069	
June	3,069	

QUALITY

	Quantity	Base Number	Contract	AT	Region	England
% of FP17s for the same patient ID Re-attending within 3 months - Children	87	1,694	5.1%	9.6%	11.3%	11.8%
% of FP17s for the same patient ID Re-attending within 3 months - Adults	1	70	1.4%	13.9%	15.3%	15.6%
% of FP17s for the same patient ID Re-attending between 3 & 9 months - Children	1,180	1,694	69.7%	61.7%	61.1%	58.8%
% of FP17s for the same patient ID Re-attending between 3 & 9 months - Adults	58	70	82.9%	53.0%	52.4%	51.0%
% of FP17s for Band 1 Urgent Courses	63	1,710	3.7%	9.8%	9.5%	9.0%
% of FP17s Relating to Free Repair or Replacements	0	1,710	0.0%	0.6%	0.7%	0.8%
% of FP17s Relating to Continuations	9	1,710	0.5%	0.9%	0.8%	0.9%
% of Patients satisfied with the dentistry they have received	0	0	N/A	93.0%	93.1%	93.2%
% of Patients satisfied with the time they had to wait for an appointment	0	0	N/A	88.0%	87.8%	88.3%

* This is based on patients treated on this contract for their most recent course of treatment. Figures in italics indicate the base number of FP17s or Patient Questionnaire responses are less than 100. N/A is shown where the base number of responses is less than 10 during the period. % is calculated as Quantity/Base number*100

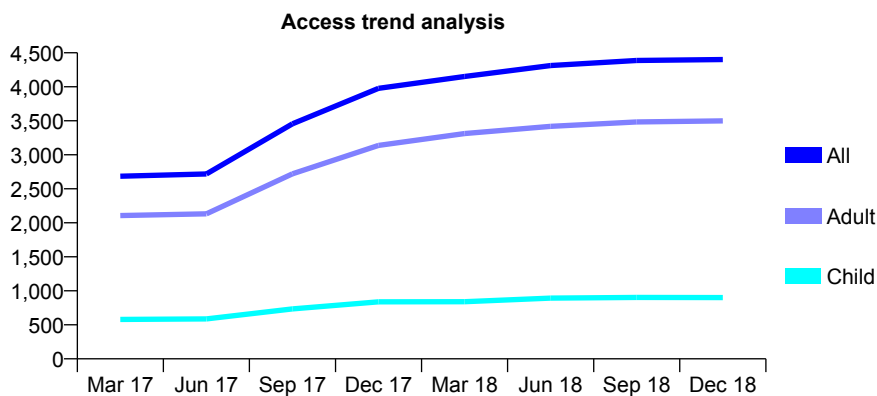
Q70 - Vital Signs At a Glance Contract Report for 926256/0001 - December 2018

Name or company name	Brighton Hill Dental Practice Partnership
Contract type name	GDS Contract
Purpose of contract	General
Contract start date	01/04/2006
Contract end date	

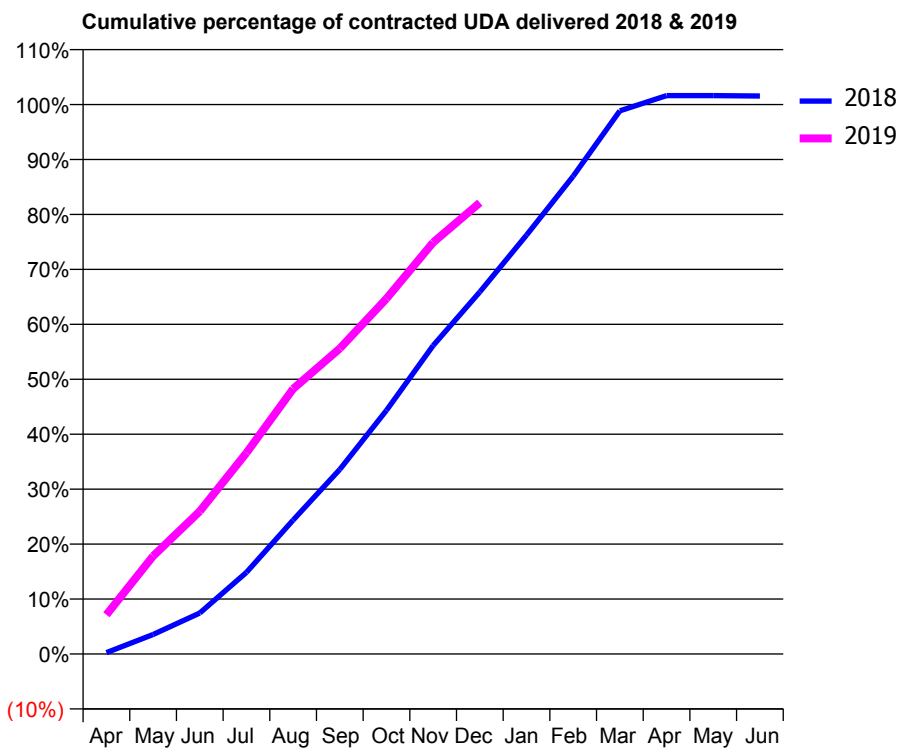
18/19 Contracted general activity (UDA)	15,631
Carry forward general activity (UDA)	0
18/19 Contracted orthodontic activity (UOA)	0
Carry forward orthodontic activity (UOA)	0
Baseline contract value	£508,033.12

ACCESS*

Patients seen in 24 months	Total	Change since previous quarter
Quarter ending December 2017	3,977	
Quarter ending March 2018	4,152	↑
Quarter ending June 2018	4,312	↑
Quarter ending September 2018	4,387	→
Quarter ending December 2018	4,400	→
Variance since December 2017	10.6%	↑



ACTIVITY



Month	Adjusted Scheduled Activity (UDA)	
	2018	2019
April	36	1,116
May	514	2,786
June	1,080	4,061
July	2,153	5,721
August	3,530	7,543
September	4,867	8,692
October	6,425	10,111
November	8,134	11,706
December	9,548	12,839
January	11,043	
February	12,600	
March	14,321	
April	14,723	
May	14,723	
June	14,711	

QUALITY

	Quantity	Base Number	Contract	AT	Region	England
% of FP17s for the same patient ID Re-attending within 3 months - Children	46	1,122	4.1%	9.6%	11.3%	11.8%
% of FP17s for the same patient ID Re-attending within 3 months - Adults	416	4,192	9.9%	13.9%	15.3%	15.6%
% of FP17s for the same patient ID Re-attending between 3 & 9 months - Children	761	1,122	67.8%	61.7%	61.1%	58.8%
% of FP17s for the same patient ID Re-attending between 3 & 9 months - Adults	2,956	4,192	70.5%	53.0%	52.4%	51.0%
% of FP17s for Band 1 Urgent Courses	301	5,180	5.8%	9.8%	9.5%	9.0%
% of FP17s Relating to Free Repair or Replacements	35	5,180	0.7%	0.6%	0.7%	0.8%
% of FP17s Relating to Continuations	68	5,180	1.3%	0.9%	0.8%	0.9%
% of Patients satisfied with the dentistry they have received	1	1	N/A	93.0%	93.1%	93.2%
% of Patients satisfied with the time they had to wait for an appointment	1	1	N/A	88.0%	87.8%	88.3%

* This is based on patients treated on this contract for their most recent course of treatment. Figures in italics indicate the base number of FP17s or Patient Questionnaire responses are less than 100. N/A is shown where the base number of responses is less than 10 during the period. % is calculated as Quantity/Base number*100

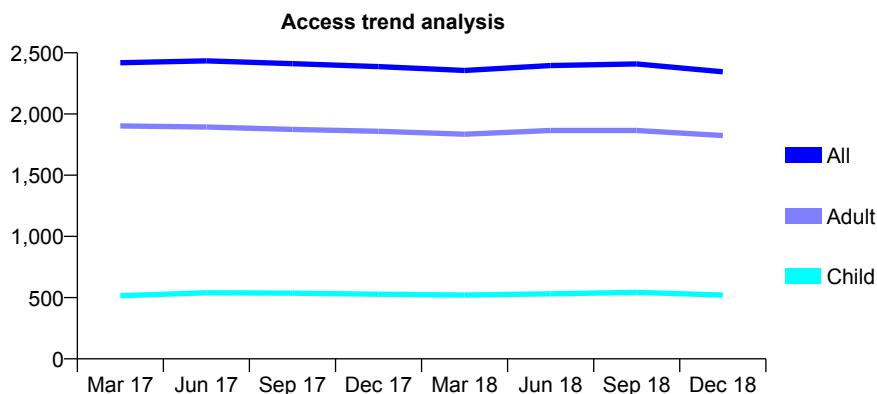
Q70 - Vital Signs At a Glance Contract Report for 933198/0001 - December 2018

Name or company name	MR H FOROUZANFAR
Contract type name	GDS Contract
Purpose of contract	General
Contract start date	01/10/2006
Contract end date	

18/19 Contracted general activity (UDA)	8,329
Carry forward general activity (UDA)	0
18/19 Contracted orthodontic activity (UOA)	0
Carry forward orthodontic activity (UOA)	0
Baseline contract value	£244,939.80

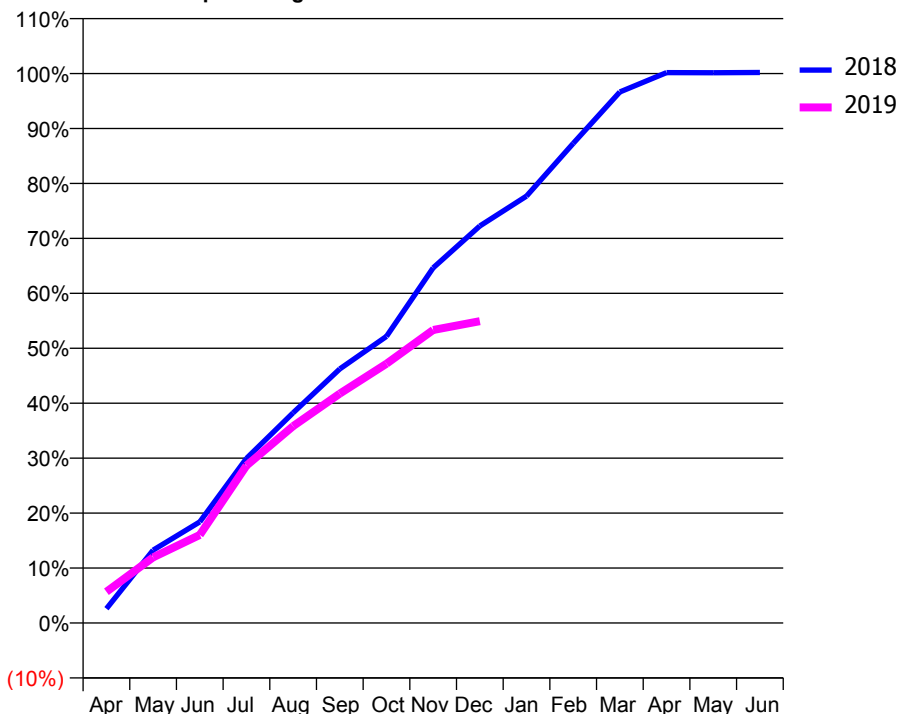
ACCESS*

Patients seen in 24 months	Total	Change since previous quarter
Quarter ending December 2017	2,387	
Quarter ending March 2018	2,356	↓
Quarter ending June 2018	2,396	→
Quarter ending September 2018	2,409	→
Quarter ending December 2018	2,345	↓
Variance since December 2017	(1.8%)	↓



ACTIVITY

Cumulative percentage of contracted UDA delivered 2018 & 2019



Month	Adjusted Scheduled Activity (UDA)	
	2018	2019
April	217	473
May	1,104	996
June	1,534	1,336
July	2,495	2,386
August	3,187	2,985
September	3,851	3,477
October	4,344	3,930
November	5,384	4,442
December	6,018	4,575
January	6,470	
February	7,269	
March	8,049	
April	8,343	
May	8,340	
June	8,345	

QUALITY

	Quantity	Base Number	Contract	AT	Region	England
% of FP17s for the same patient ID Re-attending within 3 months - Children	25	522	4.8%	9.6%	11.3%	11.8%
% of FP17s for the same patient ID Re-attending within 3 months - Adults	279	1,838	15.2%	13.9%	15.3%	15.6%
% of FP17s for the same patient ID Re-attending between 3 & 9 months - Children	332	522	63.6%	61.7%	61.1%	58.8%
% of FP17s for the same patient ID Re-attending between 3 & 9 months - Adults	1,033	1,838	56.2%	53.0%	52.4%	51.0%
% of FP17s for Band 1 Urgent Courses	197	2,215	8.9%	9.8%	9.5%	9.0%
% of FP17s Relating to Free Repair or Replacements	23	2,215	1.0%	0.6%	0.7%	0.8%
% of FP17s Relating to Continuations	0	2,215	0.0%	0.9%	0.8%	0.9%
% of Patients satisfied with the dentistry they have received	1	1	N/A	93.0%	93.1%	93.2%
% of Patients satisfied with the time they had to wait for an appointment	1	1	N/A	88.0%	87.8%	88.3%

* This is based on patients treated on this contract for their most recent course of treatment. Figures in italics indicate the base number of FP17s or Patient Questionnaire responses are less than 100. N/A is shown where the base number of responses is less than 10 during the period. % is calculated as Quantity/Base number*100

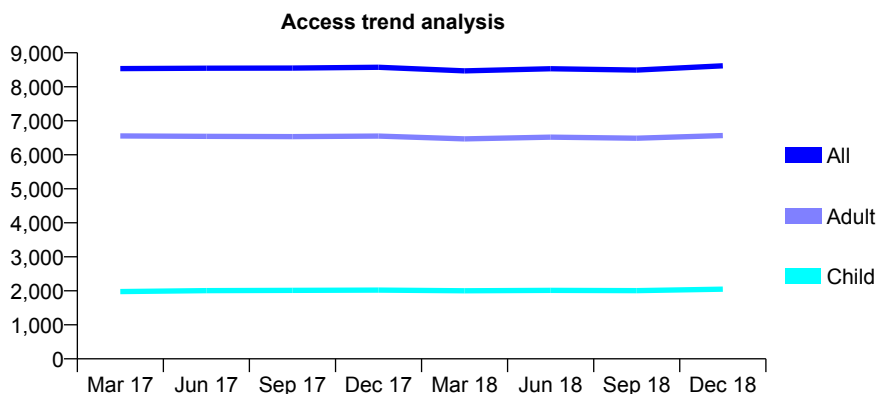
Q70 - Vital Signs At a Glance Contract Report for 936693/0001 - December 2018

Name or company name	MR MM MANSOURIAN
Contract type name	GDS Contract
Purpose of contract	General
Contract start date	01/04/2006
Contract end date	

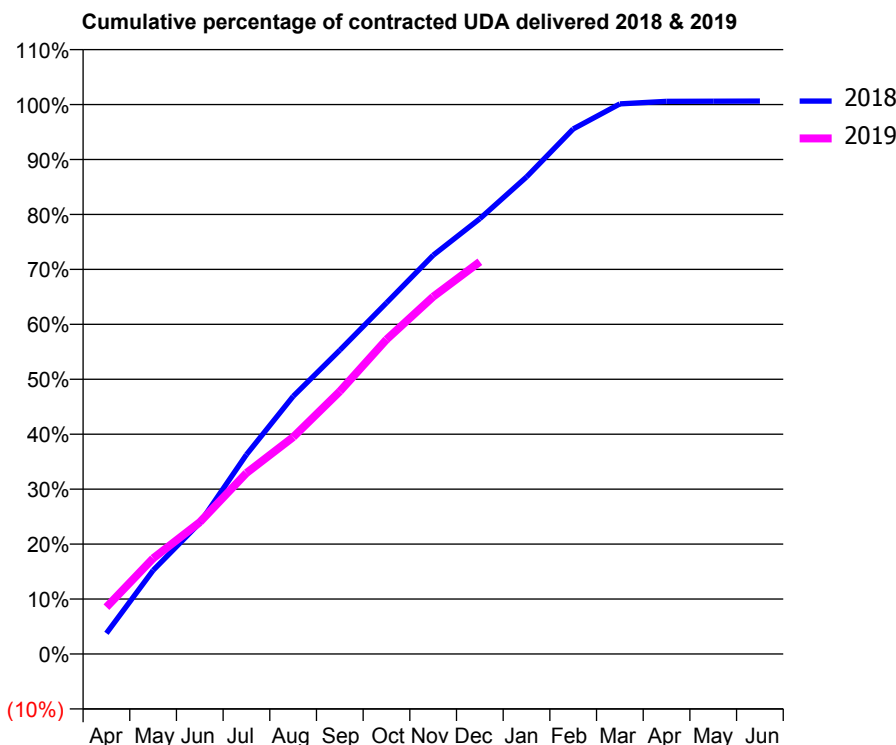
18/19 Contracted general activity (UDA)	24,661
Carry forward general activity (UDA)	0
18/19 Contracted orthodontic activity (UOA)	0
Carry forward orthodontic activity (UOA)	0
Baseline contract value	£707,142.11

ACCESS*

Patients seen in 24 months	Total	Change since previous quarter
Quarter ending December 2017	8,573	
Quarter ending March 2018	8,468	↓
Quarter ending June 2018	8,533	→
Quarter ending September 2018	8,491	→
Quarter ending December 2018	8,616	→
Variance since December 2017	0.5%	→



ACTIVITY



Month	Adjusted Scheduled Activity (UDA)	
	2018	2019
April	933	2,103
May	3,756	4,293
June	5,884	5,918
July	8,950	8,126
August	11,564	9,732
September	13,638	11,784
October	15,760	14,114
November	17,898	16,037
December	19,534	17,603
January	21,408	
February	23,561	
March	24,687	
April	24,806	
May	24,812	
June	24,815	

QUALITY

	Quantity	Base Number	Contract	AT	Region	England
% of FP17s for the same patient ID Re-attending within 3 months - Children	144	2,596	5.5%	9.6%	11.3%	11.8%
% of FP17s for the same patient ID Re-attending within 3 months - Adults	952	7,835	12.2%	13.9%	15.3%	15.6%
% of FP17s for the same patient ID Re-attending between 3 & 9 months - Children	1,721	2,596	66.3%	61.7%	61.1%	58.8%
% of FP17s for the same patient ID Re-attending between 3 & 9 months - Adults	4,990	7,835	63.7%	53.0%	52.4%	51.0%
% of FP17s for Band 1 Urgent Courses	672	10,253	6.6%	9.8%	9.5%	9.0%
% of FP17s Relating to Free Repair or Replacements	14	10,253	0.1%	0.6%	0.7%	0.8%
% of FP17s Relating to Continuations	50	10,253	0.5%	0.9%	0.8%	0.9%
% of Patients satisfied with the dentistry they have received	4	5	N/A	93.0%	93.1%	93.2%
% of Patients satisfied with the time they had to wait for an appointment	4	5	N/A	88.0%	87.8%	88.3%

* This is based on patients treated on this contract for their most recent course of treatment. Figures in italics indicate the base number of FP17s or Patient Questionnaire responses are less than 100. N/A is shown where the base number of responses is less than 10 during the period. % is calculated as Quantity/Base number*100

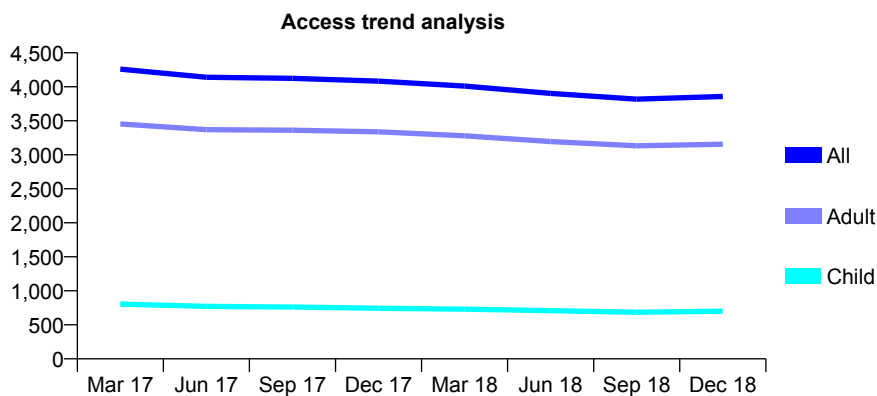
Q70 - Vital Signs At a Glance Contract Report for 939900/0002 - December 2018

Name or company name	MRS KM ROWLAND
Contract type name	GDS Contract
Purpose of contract	General
Contract start date	01/01/2008
Contract end date	

18/19 Contracted general activity (UDA)	16,074
Carry forward general activity (UDA)	0
18/19 Contracted orthodontic activity (UOA)	0
Carry forward orthodontic activity (UOA)	0
Baseline contract value	£359,490.16

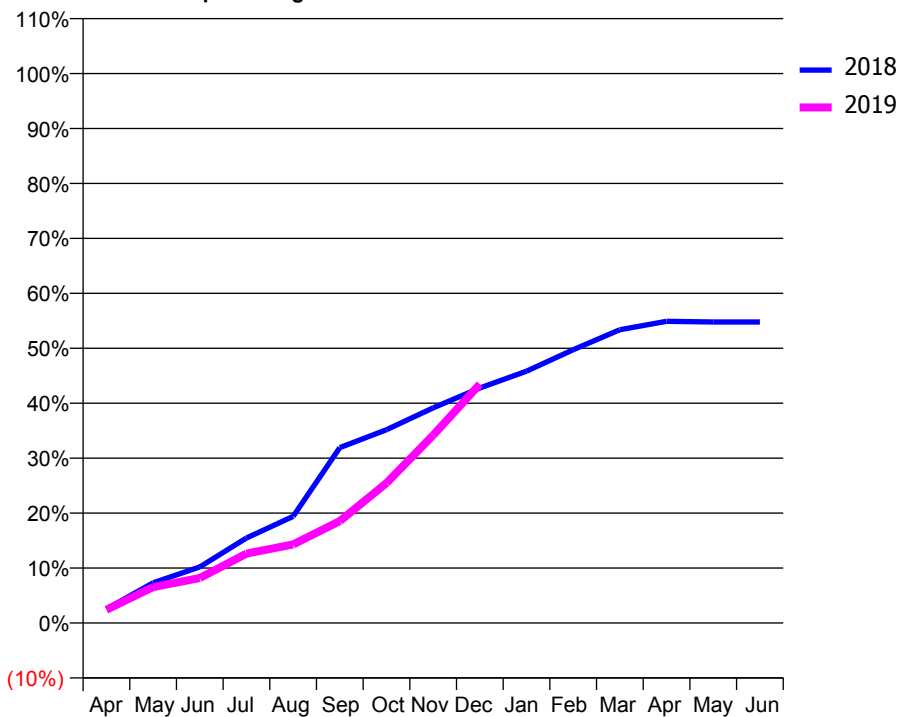
ACCESS*

Patients seen in 24 months	Total	Change since previous quarter
Quarter ending December 2017	4,083	
Quarter ending March 2018	4,010	↓
Quarter ending June 2018	3,903	↓
Quarter ending September 2018	3,819	↓
Quarter ending December 2018	3,857	→
Variance since December 2017	(5.5%)	↓



ACTIVITY

Cumulative percentage of contracted UDA delivered 2018 & 2019



Month	Adjusted Scheduled Activity (UDA)	
	2018	2019
April	412	388
May	1,176	1,050
June	1,640	1,318
July	2,487	2,029
August	3,120	2,298
September	5,133	2,983
October	5,655	4,093
November	6,295	5,496
December	6,876	6,988
January	7,365	
February	7,993	
March	8,579	
April	8,824	
May	8,804	
June	8,804	

QUALITY

	Quantity	Base Number	Contract	AT	Region	England
% of FP17s for the same patient ID Re-attending within 3 months - Children	39	841	4.6%	9.6%	11.3%	11.8%
% of FP17s for the same patient ID Re-attending within 3 months - Adults	219	3,295	6.6%	13.9%	15.3%	15.6%
% of FP17s for the same patient ID Re-attending between 3 & 9 months - Children	518	841	61.6%	61.7%	61.1%	58.8%
% of FP17s for the same patient ID Re-attending between 3 & 9 months - Adults	1,589	3,295	48.2%	53.0%	52.4%	51.0%
% of FP17s for Band 1 Urgent Courses	224	3,975	5.6%	9.8%	9.5%	9.0%
% of FP17s Relating to Free Repair or Replacements	30	3,975	0.8%	0.6%	0.7%	0.8%
% of FP17s Relating to Continuations	4	3,975	0.1%	0.9%	0.8%	0.9%
% of Patients satisfied with the dentistry they have received	2	3	N/A	93.0%	93.1%	93.2%
% of Patients satisfied with the time they had to wait for an appointment	2	3	N/A	88.0%	87.8%	88.3%

* This is based on patients treated on this contract for their most recent course of treatment. Figures in italics indicate the base number of FP17s or Patient Questionnaire responses are less than 100. N/A is shown where the base number of responses is less than 10 during the period. % is calculated as Quantity/Base number*100

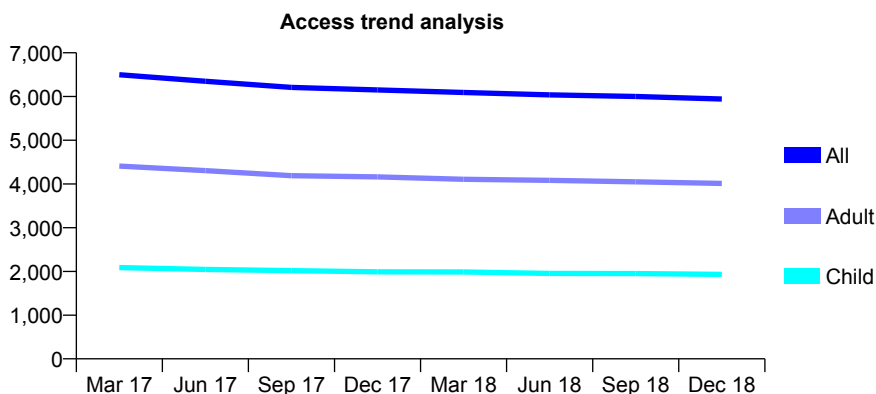
Q70 - Vital Signs At a Glance Contract Report for 942316/0001 - December 2018

Name or company name	MS A SINGH
Contract type name	GDS Contract
Purpose of contract	General
Contract start date	01/04/2006
Contract end date	

18/19 Contracted general activity (UDA)	14,243
Carry forward general activity (UDA)	0
18/19 Contracted orthodontic activity (UOA)	0
Carry forward orthodontic activity (UOA)	0
Baseline contract value	£432,808.91

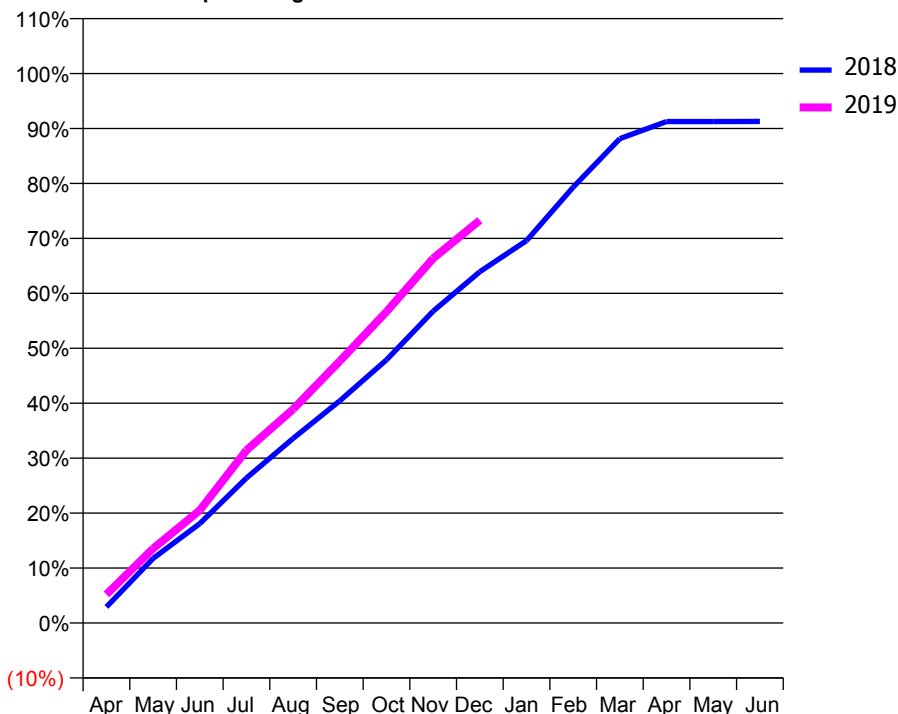
ACCESS*

Patients seen in 24 months	Total	Change since previous quarter
Quarter ending December 2017	6,151	
Quarter ending March 2018	6,093	→
Quarter ending June 2018	6,039	→
Quarter ending September 2018	6,000	→
Quarter ending December 2018	5,943	→
Variance since December 2017	(3.4%)	↓



ACTIVITY

Cumulative percentage of contracted UDA delivered 2018 & 2019



Month	Adjusted Scheduled Activity (UDA)	
	2018	2019
April	416	741
May	1,674	1,929
June	2,577	2,923
July	3,758	4,479
August	4,784	5,542
September	5,759	6,790
October	6,821	8,070
November	8,084	9,452
December	9,107	10,440
January	9,912	
February	11,296	
March	12,557	
April	12,996	
May	12,997	
June	13,002	

QUALITY

	Quantity	Base Number	Contract	AT	Region	England
% of FP17s for the same patient ID Re-attending within 3 months - Children	106	2,415	4.4%	9.6%	11.3%	11.8%
% of FP17s for the same patient ID Re-attending within 3 months - Adults	329	4,064	8.1%	13.9%	15.3%	15.6%
% of FP17s for the same patient ID Re-attending between 3 & 9 months - Children	1,733	2,415	71.8%	61.7%	61.1%	58.8%
% of FP17s for the same patient ID Re-attending between 3 & 9 months - Adults	2,206	4,064	54.3%	53.0%	52.4%	51.0%
% of FP17s for Band 1 Urgent Courses	90	6,209	1.4%	9.8%	9.5%	9.0%
% of FP17s Relating to Free Repair or Replacements	25	6,209	0.4%	0.6%	0.7%	0.8%
% of FP17s Relating to Continuations	129	6,209	2.1%	0.9%	0.8%	0.9%
% of Patients satisfied with the dentistry they have received	1	1	N/A	93.0%	93.1%	93.2%
% of Patients satisfied with the time they had to wait for an appointment	1	1	N/A	88.0%	87.8%	88.3%

* This is based on patients treated on this contract for their most recent course of treatment. Figures in italics indicate the base number of FP17s or Patient Questionnaire responses are less than 100. N/A is shown where the base number of responses is less than 10 during the period. % is calculated as Quantity/Base number*100

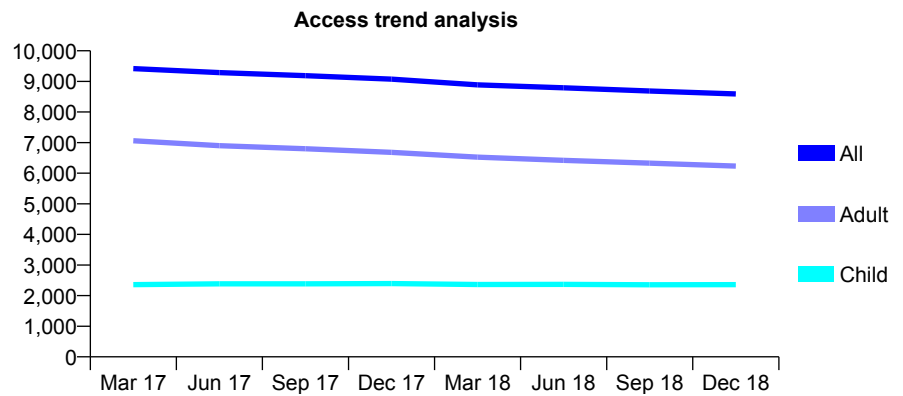
Q70 - Vital Signs At a Glance Contract Report for 942316/0003 - December 2018

Name or company name	MS A SINGH
Contract type name	GDS Contract
Purpose of contract	General
Contract start date	08/08/2011
Contract end date	

18/19 Contracted general activity (UDA)	27,500
Carry forward general activity (UDA)	0
18/19 Contracted orthodontic activity (UOA)	0
Carry forward orthodontic activity (UOA)	0
Baseline contract value	£732,813.46

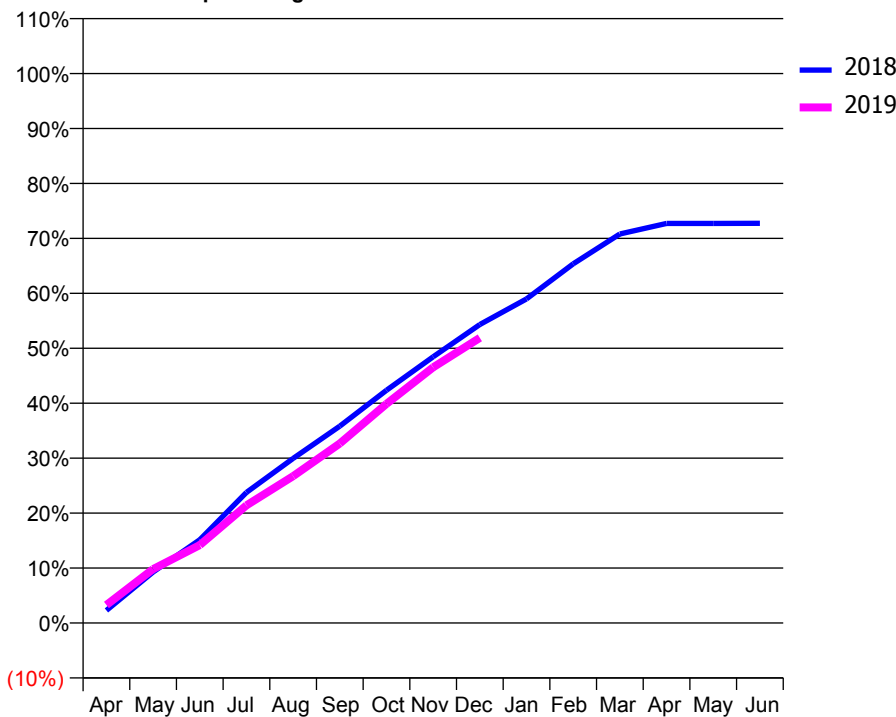
ACCESS*

Patients seen in 24 months	Total	Change since previous quarter
Quarter ending December 2017	9,076	
Quarter ending March 2018	8,886	↓
Quarter ending June 2018	8,791	↓
Quarter ending September 2018	8,686	↓
Quarter ending December 2018	8,592	↓
Variance since December 2017	(5.3%)	↓



ACTIVITY

Cumulative percentage of contracted UDA delivered 2018 & 2019



Month	Adjusted Scheduled Activity (UDA)	
	2018	2019
April	690	902
May	2,781	2,696
June	4,548	3,898
July	7,131	5,889
August	8,990	7,353
September	10,751	8,984
October	12,704	10,969
November	14,535	12,795
December	16,294	14,270
January	17,692	
February	19,608	
March	21,237	
April	21,815	
May	21,817	
June	21,820	

QUALITY

	Quantity	Base Number	Contract	AT	Region	England
% of FP17s for the same patient ID Re-attending within 3 months - Children	146	2,720	5.4%	9.6%	11.3%	11.8%
% of FP17s for the same patient ID Re-attending within 3 months - Adults	742	6,684	11.1%	13.9%	15.3%	15.6%
% of FP17s for the same patient ID Re-attending between 3 & 9 months - Children	1,805	2,720	66.4%	61.7%	61.1%	58.8%
% of FP17s for the same patient ID Re-attending between 3 & 9 months - Adults	4,453	6,684	66.6%	53.0%	52.4%	51.0%
% of FP17s for Band 1 Urgent Courses	856	9,057	9.5%	9.8%	9.5%	9.0%
% of FP17s Relating to Free Repair or Replacements	42	9,057	0.5%	0.6%	0.7%	0.8%
% of FP17s Relating to Continuations	28	9,057	0.3%	0.9%	0.8%	0.9%
% of Patients satisfied with the dentistry they have received	2	3	N/A	93.0%	93.1%	93.2%
% of Patients satisfied with the time they had to wait for an appointment	3	3	N/A	88.0%	87.8%	88.3%

* This is based on patients treated on this contract for their most recent course of treatment. Figures in italics indicate the base number of FP17s or Patient Questionnaire responses are less than 100. N/A is shown where the base number of responses is less than 10 during the period. % is calculated as Quantity/Base number*100

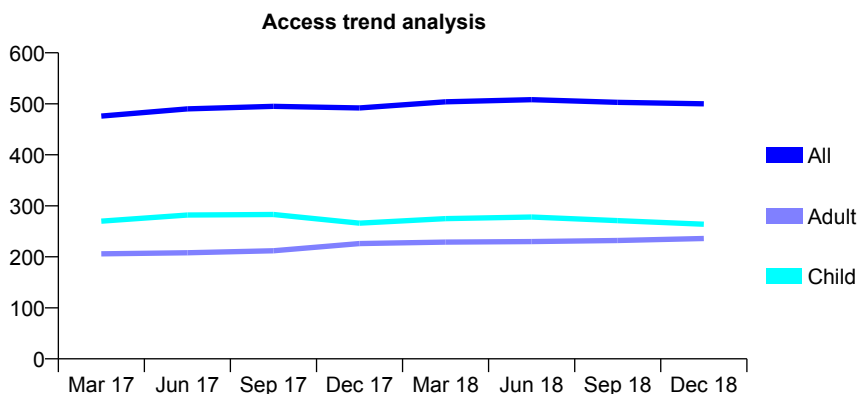
Q70 - Vital Signs At a Glance Contract Report for 944203/0001 - December 2018

Name or company name	MISS G AZIZI
Contract type name	GDS Contract
Purpose of contract	General
Contract start date	01/04/2006
Contract end date	

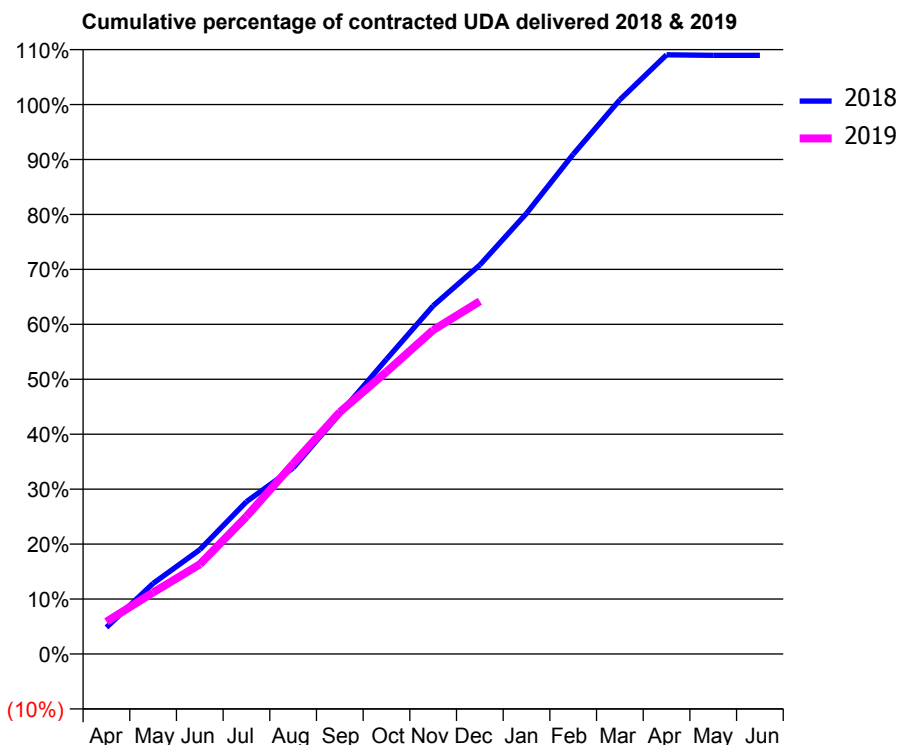
18/19 Contracted general activity (UDA)	1,094
Carry forward general activity (UDA)	0
18/19 Contracted orthodontic activity (UOA)	0
Carry forward orthodontic activity (UOA)	0
Baseline contract value	£27,509.45

ACCESS*

Patients seen in 24 months	Total	Change since previous quarter
Quarter ending December 2017	492	
Quarter ending March 2018	504	↑
Quarter ending June 2018	508	→
Quarter ending September 2018	503	→
Quarter ending December 2018	500	→
Variance since December 2017	1.6%	→



ACTIVITY



Month	Adjusted Scheduled Activity (UDA)	
	2018	2019
April	53	64
May	141	122
June	208	179
July	303	274
August	371	379
September	478	482
October	587	562
November	693	645
December	775	702
January	877	
February	995	
March	1,104	
April	1,193	
May	1,192	
June	1,192	

QUALITY

	Quantity	Base Number	Contract	AT	Region	England
% of FP17s for the same patient ID Re-attending within 3 months - Children	23	355	6.5%	9.6%	11.3%	11.8%
% of FP17s for the same patient ID Re-attending within 3 months - Adults	12	215	5.6%	13.9%	15.3%	15.6%
% of FP17s for the same patient ID Re-attending between 3 & 9 months - Children	209	355	58.9%	61.7%	61.1%	58.8%
% of FP17s for the same patient ID Re-attending between 3 & 9 months - Adults	117	215	54.4%	53.0%	52.4%	51.0%
% of FP17s for Band 1 Urgent Courses	26	505	5.1%	9.8%	9.5%	9.0%
% of FP17s Relating to Free Repair or Replacements	0	505	0.0%	0.6%	0.7%	0.8%
% of FP17s Relating to Continuations	0	505	0.0%	0.9%	0.8%	0.9%
% of Patients satisfied with the dentistry they have received	1	1	N/A	93.0%	93.1%	93.2%
% of Patients satisfied with the time they had to wait for an appointment	1	1	N/A	88.0%	87.8%	88.3%

* This is based on patients treated on this contract for their most recent course of treatment. Figures in italics indicate the base number of FP17s or Patient Questionnaire responses are less than 100. N/A is shown where the base number of responses is less than 10 during the period. % is calculated as Quantity/Base number*100

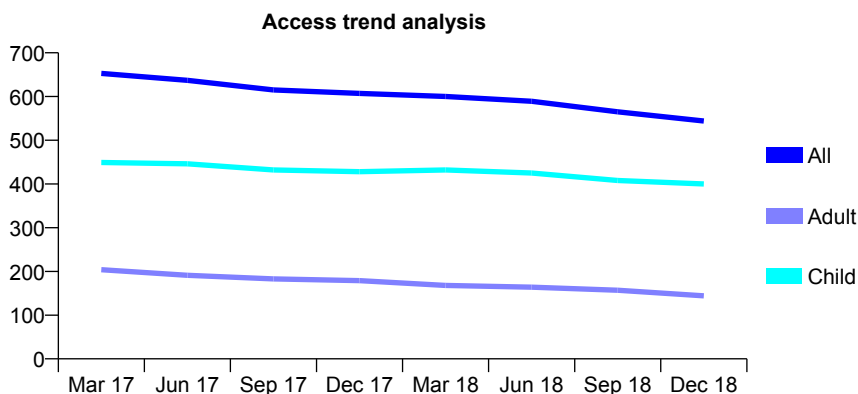
Q70 - Vital Signs At a Glance Contract Report for 952877/0001 - December 2018

Name or company name	Moorlands Road Dental Practice
Contract type name	GDS Contract
Purpose of contract	General and Orthodontic
Contract start date	01/04/2006
Contract end date	

18/19 Contracted general activity (UDA)	1,450
Carry forward general activity (UDA)	0
18/19 Contracted orthodontic activity (UOA)	0
Carry forward orthodontic activity (UOA)	0
Baseline contract value	£34,766.02

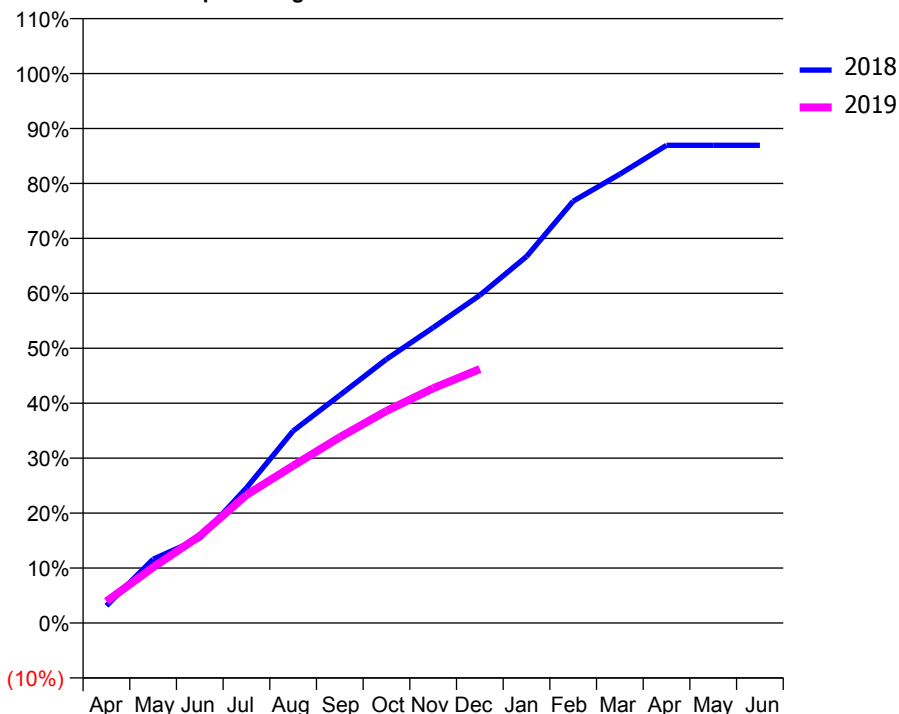
ACCESS*

Patients seen in 24 months	Total	Change since previous quarter
Quarter ending December 2017	607	
Quarter ending March 2018	600	↓
Quarter ending June 2018	589	↓
Quarter ending September 2018	565	↓
Quarter ending December 2018	544	↓
Variance since December 2017	(10.4%)	↓



ACTIVITY

Cumulative percentage of contracted UDA delivered 2018 & 2019



Month	Adjusted Scheduled Activity (UDA)	
	2018	2019
April	45	57
May	168	147
June	224	230
July	357	338
August	507	415
September	601	490
October	696	560
November	779	620
December	865	670
January	967	
February	1,113	
March	1,184	
April	1,261	
May	1,261	
June	1,261	

QUALITY

	Quantity	Base Number	Contract	AT	Region	England
% of FP17s for the same patient ID Re-attending within 3 months - Children	32	462	6.9%	9.6%	11.3%	11.8%
% of FP17s for the same patient ID Re-attending within 3 months - Adults	13	89	14.6%	13.9%	15.3%	15.6%
% of FP17s for the same patient ID Re-attending between 3 & 9 months - Children	353	462	76.4%	61.7%	61.1%	58.8%
% of FP17s for the same patient ID Re-attending between 3 & 9 months - Adults	55	89	61.8%	53.0%	52.4%	51.0%
% of FP17s for Band 1 Urgent Courses	31	494	6.3%	9.8%	9.5%	9.0%
% of FP17s Relating to Free Repair or Replacements	0	494	0.0%	0.6%	0.7%	0.8%
% of FP17s Relating to Continuations	1	494	0.2%	0.9%	0.8%	0.9%
% of Patients satisfied with the dentistry they have received	0	0	N/A	93.0%	93.1%	93.2%
% of Patients satisfied with the time they had to wait for an appointment	0	0	N/A	88.0%	87.8%	88.3%

* This is based on patients treated on this contract for their most recent course of treatment. Figures in italics indicate the base number of FP17s or Patient Questionnaire responses are less than 100. N/A is shown where the base number of responses is less than 10 during the period. % is calculated as Quantity/Base number*100